

# ARKANSAS RAZORBACKS

MBB SID: Mike Cawood  
EMAIL: [tmcaawood@uark.edu](mailto:tmcaawood@uark.edu)  
CELL: 479-236-2090

## GAME 30: LSU TIGERS VS ARKANSAS RAZORBACKS

MAR. 2, 2022 • WEDNESDAY • 8:00 PM (CT) • FAYETTEVILLE, ARK. • BUD WALTON ARENA (19,200)/NOLAN RICHARDSON COURT

2021-22 SCHEDULE / RESULTS					
Date	Day	ARK RANK AP/COACH	OPPONENT Rank AP/Coach	Television	Time (CT)/Result
Nov. 9	Tues	#16/15	MERCER	SECN+	W 74 61
Fayetteville, Ark. // Bud Walton Arena • Nolan Richardson Court					
Nov. 13	Sat	#16/15	GARDNER-WEBB	SECN+	W 86 69
Fayetteville, Ark. // Bud Walton Arena • Nolan Richardson Court					
Nov. 17	Wed	#16/15	NORTHERN IOWA	SECN+	W 93 80
Fayetteville, Ark. // Bud Walton Arena • Nolan Richardson Court					
Nov. 22	Mon	#13/12	vs. Kansas State	ESPNEWS	W 72 64
Kansas City, Mo. // T-Mobile Center // Hall of Fame Classic					
Nov. 23	Tues	#13/12	vs. Cincinnati	ESPN2	W 73 67
Kansas City, Mo. // T-Mobile Center // Hall of Fame Classic					
Nov. 28	Sun	#13/12	Penn	SEC Network	W 76 60
Fayetteville, Ark. // Bud Walton Arena • Nolan Richardson Court					
Dec. 1	Wed	#10/9	CENTRAL ARKANSAS	SECN+	W 97 60
Fayetteville, Ark. // Bud Walton Arena • Nolan Richardson Court					
Dec. 4	Sat	#10/9	LITTLE ROCK	SEC Network	W 93 78
Fayetteville, Ark. // Bud Walton Arena • Nolan Richardson Court					
Dec. 7	Tues	#12/10	CHARLOTTE	SEC Network	W 86 66
Fayetteville, Ark. // Bud Walton Arena • Nolan Richardson Court					
Dec. 11	Sat	#12/10	vs. <b>RV</b> Oklahoma	ESPN2	L 66 88
Tulsa, Okla. // BOK Center					
Dec. 18	Sat	#24/19	vs. HOFSTRA	--	L 81 89
North Little Rock, Ark. // Simmons Bank Arena					
Dec. 21	Tues	RV/RV	ELON	SEC Network	W 81 55
Fayetteville, Ark. // Bud Walton Arena • Nolan Richardson Court					
Dec. 29	Wed	--/RV	at Mississippi State *	SEC Network	L 68 81
Starkville, Miss. // Humphrey Coliseum					
Jan. 4	Tues	--/RV	VANDERBILT *	SEC Network	L 74 75
Fayetteville, Ark. // Bud Walton Arena • Nolan Richardson Court					
Jan. 8	Sat	--/RV	at Texas A&M *	SEC Network	L 81 86
Bryan-College Station, Texas // Reed Arena					
Jan. 12	Wed	--/--	MISSOURI *	SEC Network	W 87 43
Fayetteville, Ark. // Bud Walton Arena • Nolan Richardson Court					
Jan. 15	Sat	--/--	at #12/12 LSU *	ESPN2	W 65 58
Baton Rouge, La. // Pete Maravich Assembly Center					
Jan. 18	Tues		SOUTH CAROLINA *	SEC Network	W 75 59
Fayetteville, Ark. // Bud Walton Arena • Nolan Richardson Court					
Jan. 22	Sat	RV/RV	TEXAS A&M *	SEC Network	W OT 76 73
Fayetteville, Ark. // Bud Walton Arena • Nolan Richardson Court					
Jan. 26	Wed		at Ole Miss *	SEC Network	W 64 55
Oxford, Miss. // Sandy and John Black Pavilion at Ole Miss					
Jan. 29	Sat		WEST VIRGINIA %	ESPN2	W 77 68
Fayetteville, Ark. // Bud Walton Arena • Nolan Richardson Court					
Feb. 2	Wed	RV/RV	at Georgia *	ESPNU	W 99 73
Athens, Ga. // Stegeman Coliseum					
Feb. 5	Sat	RV/RV	MISSISSIPPI STATE *	SEC Network	W 63 55
Fayetteville, Ark. // Bud Walton Arena • Nolan Richardson Court					
Feb. 8	Tues	RV/RV	#12 AUBURN *	ESPN2	W OT 76 73
Fayetteville, Ark. // Bud Walton Arena • Nolan Richardson Court					
Feb. 12	Sat	RV/RV	at <b>RV</b> Alabama *	SEC Network	L 67 68
Tuscaloosa, Ala. // Coleman Coliseum					
Feb. 15	Tues	#23/24	at Missouri *	SEC Network	W 76 57
Columbia, Mo. // Mizou Arena					
Feb. 19	Sat	#23/24	#16/13 TENNESSEE *	ESPN	W 68 58
Fayetteville, Ark. // Bud Walton Arena • Nolan Richardson Court					
Feb. 22	Tues	#18/18	at Florida *	ESPN2	W 82 74
Gainesville, Fla. // Exactech Arena at Stephen C. O'Connell Center					
Feb. 26	Sat	#18/18	#6/3 KENTUCKY *	CBS	W 75 73
Fayetteville, Ark. // Bud Walton Arena • Nolan Richardson Court					
Mar. 2	Wed	#14/15	RV-- LSU *	ESPN2	8:00 pm
Fayetteville, Ark. // Bud Walton Arena • Nolan Richardson Court					
Mar. 5	Sat		at Tennessee *	ESPN	11:00 am
Knoxville, Tenn. // Thompson-Boling Arena					
Mar. 9-13	Wed-Sun		SEC Tournament ^		
Tampa, Fla. // Amalie Arena					
Mar. 17-20	Thurs-Sun		NCAA 1st and 2nd Rounds \$		
Portland • Buffalo • Indianapolis • Fort Worth • Milwaukee • Greenville (S.C.) • Pittsburgh • San Diego					
Mar. 24-27	Thurs-Sun		NCAA Regional Rounds \$		
San Francisco • San Antonio • Philadelphia • Chicago					
Apr. 2-4	Sat-Mon		NCAA Final Four \$		
New Orleans, La. (Mercedes-Benz Superdome)					

\* - Southeastern Conference game % - SEC/Big 12 Challenge  
^ - SEC Tournament \$ = NCAA Championship

@RazorbackMBB @EricMusselman  
 @RazorbackMBB @ericmusselman  
 /RazorbackMBB

### #14/15 ARKANSAS RAZORBACKS

Eric Musselman (San Diego '87)  
at UA: 68-25 (3rd) Collegiate: 178-59 (7th)

### #RV/-- LSU TIGERS

Will Wade (Clemson '05)  
at LSU: 103-49 (5th) Career: 194-94 (9th)

**- GAME COVERAGE -**

TELEVISION: **ESPN2**  
Tom Hart (PxP) // Jimmy Dykes (Analyst)

RADIO: **LEARFIELD RAZORBACK SPORTS NETWORK**  
Chuck Barrett (PxP) // Matt Zimmerman (Analyst)

SATELLITE RADIO:  
Sirius: 137 // XM: 190 // Online Channel: 961

ONLINE:  
LIVE STATS: [www.Arkansas.StatBroadcast.com](http://www.Arkansas.StatBroadcast.com)  
STREAMING VIDEO: Watch ESPN Online

### Versus LSU

- This will be the 74th meeting between Arkansas and LSU and 67th since the Razorbacks joined the SEC. Arkansas leads the all-time series, 39-34, and is 35-29 versus the Tigers since joining the SEC.
- The Razorbacks lead 21-8 in games played in Fayetteville.
- LAST TIME - ARK: 65 - LSU: 58 (Feb. 15, 2022 @ Baton Rouge)**
- Jaylin Williams had a double-double (11 pts & 13 rebs) and made two key plays down the stretch to lead Arkansas to a 65-58 win over #12 LSU. The Hogs were down 8 wit 9:01 left, put out-scored the Tigers 17-2 to close the game and get the win.
- Arkansas was without head coach Eric Musselman, who had shoulder surgery on Jan. 13, and assistant coach Keith Smart filled in.
- The Razorbacks were also led by JD Notae, who had a game-high 19 points with four assists and was +18, the only Razorback in double digits.
- LSU took its largest lead, 56-48, with a fastbreak dunk with 9:01 left. Arkansas called a timeout and responded with a 10-0 run to lead by two (58-56) at the 3:31 mark.
- LSU tied the game on another dunk from Alex Fudge with 2:16 remaining. Undaunted, Williams sank a 3-pointer and, on the ensuing possession, Williams took his fourth charge of the game. Then, still up three with 22 seconds left, Notae missed the front end of a 1-and-1. Stanley Umude was there for the offensive rebound and putback for a five-point cushion. Au'Diese Toney, who finished with 12 points, then sealed the win with two free throws with 11 ticks on the clock.

### Tough Final 5 ... In Fact THE TOUGHEST

- According to ESPN Basketball Power Index, Arkansas had **THE TOUGHEST SCHEDULE IN THE NATION over the last 5 regular season games.** (With 3 games to play, has dropped to the 2nd-hardest behind Texas).
- Arkansas started the stretch with a win over #16/13 Tennessee and added a road win at Florida with a win over #6/3 Kentucky Saturday.
- All five of Arkansas' final five games are QUAD 1 games including four games being among the NCAA NET top 20:
- #8 Tennessee • at #51 Florida • #5 Kentucky • #16 LSU • at #8 Tennessee
- Arkansas is: 5-4 vs Q1 6-1 vs Q2 5-1 vs Q3 7-0 vs Q4
- Good news, three of the hogs' final five are in Bud Walton Arena.

### Notae Earns National and SEC Weekly Honors

- JD Notae averaged 26.0 points, 5.5 assists and 3.5 rebounds in wins at Florida and against #6/3 Kentucky. For his efforts, Notae was named both the National Player of the Week by both ESPN and Andy Katz/NCAA March Madness as well as being tabbed the SEC Player of the Week.
- At Florida, Notae had a team-high 22 points while adding six rebounds, three assists and two blocked shots in helping Arkansas snap a 14-game losing streak to the Gators in Gainesville. Notae scored five key points late in the game to secure the win. First, with Arkansas up one with 1:06 left, he drained a 3-pointer to put Arkansas up four. Then, after a defensive stop,

**SERIES INFO:**

OVERALL ... (ARK-OPP)	ALL	SEC
Home:..... (ARK-OPP)	39-34	35-29
Away:..... (ARK-OPP)	21-8	21-8
Neutral:..... (ARK-OPP)	13-19	12-18
	5-7	2-3

**MOST RECENT MEETINGS:**

01/21/17	W	99-86	H
02/11/17	W	78-70	A
01/10/18	L	75-54	H
02/03/18	L	94-86	A
01/12/19	L	94-88 (OT)	H
02/02/19	-/19	W 90-89	A
01/08/20	L	79-77	A
03/04/20	W	99-90	H
01/13/21	L	92-76	A
02/27/21	20/-	W 83-75	H
03/13/21	8/-	L 78-71	N (Nashville)
02/15/22	-/12	W 65-58	A

**NCAA STAT COMPARISON (BOLD = Leads SEC)**

77.4	39th	Scoring Off.	72.9	137th
67.6	131st	Scoring Def.	61.9	21st
+9.9	38th	Scoring Margin	+11.0	22nd
.443	174th	F6%	.442	177th
.409	51st	F6% Def.	.383	9th
.312	297th	3PT%	.328	228th
6.4	267th	3PT Made/Gm	6.7	250th
.322	117th	3PT% Def.	.279	5th
.748	70th	FT%	.714	179th
+4.3	63rd	Reb. Margin	+3.0	100th
14.4	90th	Assists/Gm	12.6	215th
1.16	96th	A/T0 Ratio	0.85	293rd
+2.9	41st	T0 Margin	+3.3	26th
4.2	69th	Blocks/Gm	4.3	55th
7.9	62nd	Steals/Gm	11.1	22nd
16.6	170th	Fouls/Gm	19.4	328th

**JD NOTAE**

- 17th NCAA/2nd SEC in Steals (2.21 avg)
- 2nd SEC/41st NCAA in Scoring (19.1 ppg)
- Had 30 pts and 8 AST vs UK
- National & SEC Player of the Week (2/28)

**JAYLIN WILLIAMS**

- Leads team in Charges Taken (45)
- 2nd SEC/7th NCAA in Def Reb (8.07 avg)
- 2nd SEC/22nd NCAA in Rebs (9.7)
- 2x SEC Player of the Week

**STANLEY UMUDE**

	NON SEC	SEC
F6%	.450	.462
3PT%	.240	.405
FT%	.667	.659
RPG	4.5	4.8
PPG	8.6	13.3

Last 9 gms 3PT F6: 22-50 (44%)

**DAYONTE DAVIS**

- Was +15 vs AUB
- Was +14 vs UT
- Team-best +4 vs UK
- 1st 52 career games: 12-56 (21.4%) 3PT
- Last 5 games: 6-12 (50.0%) 3PT

**1994 NCAA CHAMPION**
**3 NAISMITH HALL OF FAMERS**
**6 FINAL FOURS**
**10 ELITE EIGHTS**
**11 SWEET SIXTEENS**
**33 ALL AMERICANS**
**35 NCAA BERTHS**
**40 NBA DRAFT PICKS**
**1995 NCAA RUNNER-UP**

# THE RAZORBACKS

No.	Name		Pos.	Yr.	Ht.	Wt.	Hometown	High School / Previous School	Wing Span	Standing Reach	Vertical	Max Vertical
0	Stanley Umude	Uh-Moo-day	G	Gr.Sr.	6-6	210	San Antonio, Texas	Warren HS / South Dakota	6' 10"	8' 6"	35"	42"
1	JD Notae	No-Tay	G	☀Sr.	6-2	190	Covington, Ga.	Newton HS / Jacksonville	6' 6.5"	8' 0"	33"	42"
2	Khalen "KK" Robinson	Kay-lin	G	☀So.	6-0	180	Little Rock, Ark.	Oak Hill (Va.) Academy	6' 7"	8' 0"	31"	37"
3	Trey Wade		F	Gr.Sr.	6-6	225	Marietta, Ga.	South Cobb HS / Wichita State	6' 11"	8' 7"	31.5"	38"
4	Davonte "Devo" Davis		G	☀So.	6-4	185	Jacksonville, Ark.	Jacksonville HS	6' 7"	8' 3"	30	35"
5	Au'Diese Toney	Awe-Deece	G	☀Sr.	6-6	205	Huntsville, Ala.	Trinity Christian (N.C.) Academy / Pittsburgh	6' 8"	8' 5"	34.5"	40.5"
10	Jaylin Williams		F	☀So.	6-10	240	Fort Smith, Ark.	Fort Smith Northside HS	7' 1.5"	9' 0"	26"	35"
11	Chris Lykes	"Likes"	G	Gr.Sr.	5-7	160	Mitchellville, Md.	Gonzaga College (D.C.) HS / Miami	5' 11"	7' 1"	34"	45"
13	Chance Moore		G	Fr.	6-5	190	Brookhaven, Ga.	McEachern HS	6' 9"	8' 8.5"	29"	37"
14	Jaxson Robinson		G	☀So.	6-6	190	Ada, Okla.	Ada HS / Texas A&M	7' 0"	8' 7"	30"	33.5"
20	Kamani Johnson	Kuh-ma-Nee	F	R-Jr.	6-7	230	Brooklyn, N.Y.	Holy Spirit (Ga.) Prep School / Little Rock	6' 10"	8' 9"	29"	35"
21	Cade Arbogast	Are-Bo-gast	G	So.	6-3	170	Concord, Calif.	De La Salle HS / Lane (Ore.) CC	6' 3"	8' 0"	26"	31"
23	Connor Vanover		F	☀Jr.	7-3	225	Little Rock, Ark.	Findlay (Nev.) Prep / California	7' 5.5"	9' 10"	21"	24.5"
45	Lawson Blake		F	Fr.	6-10	225	Fayetteville, Ark.	Fayetteville HS / Link Year Prep (Mo.)	6' 6"	8' 7"	31.5"	38"

**\* - WILL BE GRANTED AN EXTRA YEAR OF ELIGIBILITY BY THE NCAA DUE TO COVID in 2020-21**

Head Coach: Eric Musselman (San Diego, 1987)

Assistant Coach: Clay Moser (Wisconsin-La Crosse, 1987)

Assistant Coach: Gus Argenal (UC Davis, 2004) • pronounced *Are-GIN-nall*

Assistant Coach: Keith Smart (Indiana, 1995)

Director of Operations: Anthony Ruta (Arizona State, 2012) • pronounced *ROO-tah*

Director of Recruiting/Asst. Dir. of Operations: Michael Musselman (San Diego, 2018)

Head Athletic Trainer: Matt Townsend (Idaho, 2017)

Graduate Assistants: Caleb Cline (South Dakota, 2020) • Raheem Martin (Greensboro College, 2016) • Jake Alburtus (Western Michigan, 2020) • Markus Black (Florida A&M, 2010) • Sam Little (Texas, 2020) • Ty McHone (Charlotte, 2019) • Trey Smith (Findlay, 2020) • Camden Taylor (North Carolina A&T, 2019)

Director of Scouting and Analytics: Hays Myers (LSU, 2016)

Director of Player Development: Mike Ekanem (Texas Lutheran, 2005) • pronounced *EE-con-EM*

Director of Internal Operations: Riley Hall (Arkansas, 2016)

Recruiting Coordinator: Ronnie Brewer Jr. (Arkansas, 2015)

Asst. Director for Basketball Operations: Jon Blake (Arkansas, 2015)

Head Strength Coach: Dave Richardson (Louisiana-Monroe, 1989)



**0 • Stanley UMUDE**  
South Dakota '21 • General Studies  
2nd Undergrad: Arts & Sciences



**1 • JD NOTAE**  
Recreation and Sport Management



**2 • Khalin "KK" ROBINSON**  
Recreation and Sport Management



**3 • Trey WADE**  
Wichita State '21 • General Studies  
Master's in Adult & Lifelong Learning



**4 • Davonte "Devo" DAVIS**  
Recreation and Sport Management



**5 • Au'Diese TONEY**  
Communications



**10 • Jaylin WILLIAMS**  
Recreation and Sport Management



**11 • Chris LYKES**  
Miami '21 • Sport Admin/Marketing  
2nd Undergrad: Arts & Sciences



**13 • Chance MOORE**  
Recreation and Sport Management



**14 • Jaxson ROBINSON**  
Arts and Sciences



**20 • Kamani JOHNSON**  
Communications



**21 • Cade ARBOGAST**  
Communications



**23 • Connor VANOVER**  
Communications



**45 • Lawson BLAKE**  
Exercise Science

CLICK NAME  
TO LISTEN TO  
HOGPODS

JD NOTAE

JAYLIN WILLIAMS

DEVO DAVIS

CHRIS LYKES

AU'DIESE TONEY



**Eric MUSSELMAN**  
Head Coach



**Clay MOSER**  
Assistant Coach



**Gus ARGENAL**  
Assistant Coach



**Keith SMART**  
Assistant Coach



**Anthony RUTA**  
Director of Basketball Operations



**Hays MYERS**  
Director of Scouting & Analytics



**Michael MUSSELMAN**  
Dir. of Recruiting/Asst. Dir. Ops



**Riley HALL**  
Director of Internal Operations



**Mike EKANEM**  
Dir. of Player Development



**Ronnie BREWER Jr.**  
Recruiting Coordinator

## ABOUT ARKANSAS

Location.....Fayetteville, Ark.  
Enrollment.....27,559  
Founded.....1871  
Colors.....Cardinal (PMS 201) and White  
Nickname.....Razorbacks  
Conference.....Southeastern (SEC)  
System President.....Dr. Donald R. Bobbitt (Arkansas, 1980)  
Interim Chancellor ...Dr. Charles F. Robinson (Houston, 1987)  
Vice Chancellor / AD.....Hunter Yurachek (Guilford, 1990)  
Faculty Representative.....Gerald Jordan (Arkansas, 1970)  
Deputy AD/MBB Admin....Clayton Hamilton (Arkansas, 1994)  
Arena (Capacity).....Bud Walton Arena (19,200)

## HISTORY

First Year of Basketball.....1923-24  
Seasons.....99th  
Head Coaches.....13  
Overall Conference Championships.....24 (2 SEC, 22 SWC)  
NCAA Tournament Record / App.....45-33 (.577) / 34  
NIT Record / App.....6-5 / 4  
SEC Tournament Record.....29-28



Notae sank two free throws with 40 ticks left for a six-point cushion.

- Versus Kentucky, Notae had 30 points and eight assists as the Razorbacks defeated the Wildcats. **He became the first Razorback to have at least 30 and 8 in any game since the Hogs joined the SEC (1991-92). He additionally became the first SEC player to have at least 30 and 8 versus an AP top 10 team in the last 25 years.** It was the third time Notae has scored at least 30 points this season and his eight assists both tied a season-high and were a career-high in an SEC game.
- Notae led Arkansas to a 15-2 run to start the game versus Kentucky with eight points and two assists. (Notae accounted for 12 of the first 15 points.) While he only scored once inside the final 11:07, four of his eight assists came during the span, including assists on two of Jaylin Williams's three field goals when Williams scored 10 straight for the Hogs (3 FG and 4 FT) inside the final 4:38. His eighth assist of the game came with 1:22 left (to Williams) that put Arkansas up one (71-70), a lead the Hogs would not relinquish. Finally, up four with nine seconds left, Notae blocked a Ty Ty Washington shot to help seal the win.

## Climbing the NET, 93rd to 23rd in 14 Games

- Arkansas fell to a season-low 93rd in the NCAA NET after losing at Texas A&M on Jan. 8 as the Razorbacks had dropped 5-of-6 games.
- **After beating Missouri at home** (and starting its streak of winning 12 of its last 13), **Arkansas jumped 14 spots to 84th. The Hogs followed that with a win at LSU (Feb. 15) and shot up 30 spots to 54th.**
- **Arkansas has steadily climbed the NET over the last 14 games to a current season-best 23rd after beating Tennessee.** The Hogs have remained at #23 after wins at Florida and versus Kentucky.
- **BY COMPARISON,** the next best improvement by a current NET top 25 is St. Mary's who went from 43rd on Jan. 8 to currently 19th. Also, of the teams in the NCAA NET 90-100 on Jan.8, the best improvement other than Arkansas is Oregon going from 91st to 58th.

## Arkansas Jumps to #14/15 in Top 25

- The Razorbacks have won four straight – including wins at Florida and vs #6 Kentucky last week – and 13 of the last 14. With that, the Razorbacks jumped four spots to 14th by the AP and moved three spots to 15th by the coaches.

## Arkansas is 4-0 vs Top 25

- Arkansas is the only SEC team to be undefeated versus top 25 opponents this season, going 4-0 with wins at #12 LSU, vs #11/2 Auburn, vs #16/13 Tennessee and vs #6/3 Kentucky.

### • IN THOSE GAMES...

- JD Notae	23.6 ppg	3.8 rpg	21 assists	6 BLK	7 STL
- Jaylin Williams	112 ppg	12.2 rpg	13 assists	3 BLK	9 STL
- Stanley Umude	10.8 ppg	5.4 rpg	3 assists	2 BLK	6 STL
- Au'Diese Toney	10.0 ppg	6.0 rpg	0 assists	5 BLK	2 STL
- <b>TEAM</b>	<b>41.1 FG%</b>	<b>25.7 3PT%</b>	<b>80-105 FT</b>	<b>67 TO</b>	<b>70.8 ppg</b>
- Opponents	37.2 FG%	23.9 3PT%	51-81 FT	77 TO	63.0 ppg

## Season Record Book Watch

### • JAYLIN WILLIAMS

- **166 rebounds in SEC games to rank 2nd (2 shy of record)** ... Bobby Portis is 1st for rebounds in SEC games at 168 (2015)
- 280 overall season rebounds ... needs 13 to enter Razorback single-season top 10 (293 by Joe Kleine in 1984)
- 9.65 season rebound average ranks 9th and is the best by a Razorback since Michael Washington led the SEC at 9.8 in 2009
- **On pace to set the school record for rebound avg in SEC games. Currently at 10.4, Record is 9.5 by Derek Hood (1999)**

### • JD NOTAE

- On pace to rank 5th in school history for single-season scoring avg in SEC games ... currently 20.2.

## In 13 Wins of the Last 14 Games....

- Arkansas had its nine-game win streak snapped at Alabama (Feb. 12). However, the Hogs have won four straight to make it 13 wins over the last 14 games. Over the 14-game span...
- **Arkansas has held 10 of the last 14 opponents to below 40% FG shooting**  
Georgia was 45.3% • Alabama was 42.9% • Florida was 44.8% • Kentucky was 45.5%
- **Arkansas has held 12 of 14 opponents to below 31% 3PT shooting**  
Georgia was 47.1% for the game ... 63.6% 1st half – **16.7% 2nd half**  
Florida was 32.0% for the game ... 43.8% 1st half – **11.1% 2nd half**
- **Arkansas is +54 in the turnover battle and +26 in assists**
- **Arkansas has out-rebounded 10 of 13 opponents, including +18 vs West Virginia.**  
Ole Miss out-rebounded Arkansas by two, Tennessee by three and Kentucky by seven  
Auburn out-rebounded Arkansas by 18

## Most Wins Among SEC Since Muss Arrival

- Since Eric Musselman's arrival, Arkansas leads the SEC in overall wins (68) and overall home wins (46). **Totals are thru Feb.27**

OVERALL WINS	SEC ONLY WINS	OVERALL HOME WINS	SEC HOME WINS
<b>ARK 68</b>	UK 35	<b>ARK 46</b>	LSU 21
AUB 63	BAMA 33	LSU 40	<b>ARK 20</b>
BAMA 61	<b>ARK 32</b>	AUB 39	AUB 20
LSU 60	AUB 32	TENN 39	UK 20
UK 57	LSU 31	UK 38	BAMA 20
TENN 56	TENN 31	MS ST 37	TENN 19
MS ST 55	FLA 28	BAMA 35	MS ST 18
FLA 52	MS ST 27	Ole Miss 32	FLA 18

## Slam Dunk

- Arkansas had six dunks in the win over Kentucky (two by Trey Wade and Au'Diese Toney – 1 by Jaylin Williams and JD Notae)
- In the previous five games, Arkansas only had seven
- JD Notae had his first dunk of the season
- Stanley Umude leads the team with 20 dunks, followed by Au'Diese Toney (18) and Trey Wade (14)

## Hot at the Right Time (12-1 in Feb the last 2 Years)

- Arkansas was 6-1 in the month of February this season after going 6-2 in January.
- Arkansas was 6-0 in the month of February last season and 6-2 in March (lost to LSU in SEC Tourney and Baylor in Elite 8).

## ARKANSAS DOUBLE-DOUBLE LEADERS (Season)

### MOST CONSECUTIVE DOUBLE-DOUBLES (On Record)

9	Dean Tolson (Feb. 2, 1974 - Mar. 2, 1974)
6	Jaylin Williams (Feb. 8, 2022-current)
6	Derek Hood (Feb. 20, 1999 - Mar. 7, 1999)

### MOST DOUBLE-DOUBLES IN A SEASON (On Record)

18	Derk Hood	1998-99
16	Moses Kingsley	2015-16
16	Dean Tolson	1973-74
15	Joe Kleine	1983-84
15	Dean Tolson	1972-73
14	Bobby Portis	2014-15
13	Nick Davis	1997-98
12	Michael Washington	2008-09
11	Jaylin Williams	2021-22

## ARKANSAS SPURTABILITY

- **Mercer:** Went on an **18-3** over an eight-minute span to claim a 74-61 victory.
- **Gardner-Webb:** Went on a **14-0** run and ultimately **out-scored GWU 29-5** to put the Hogs up 18 (44-26).
- **Northern Iowa:** Went on a **21-5** run over the final 4:10 to give Arkansas the 13-point win. Specifically, **Arkansas was down one (79-78 with 3:13 left) before going on a 13-0 run for a 90-78 cushion with 50 seconds left.**
- **Kansas State:** Arkansas did not have a double-digit run, but had an 8-0 run and a 7-0 run as part of an **overall 26-9** run over 10:29.
- **Penn:** Went on a **22-6** run over 7:14, spanning 3:04 in the first half to 15:50 of the second.
- **UCA:** Had an **11-0** run in the first half and **started the second half with another 11-0** run. Then, midway through the second half, had a **20-2** run (including runs of 8-0 and 12-0) to put the game out of reach.
- **Charlotte:** In the first half and the game tied 14-14, went on a **17-4** run (including a 9-0 spurt). In the second half, outscored Charlotte **13-2 (including a 10-0 run) to close the game.**
- **Elon:** Down five, Arkansas **closed the first half with 17-0** run to lead 38-26. In the second half, went on a **16-2** run (to lead by 30) and had a 13-2 run.
- **Mizzou:** Arkansas **opened the game with a 26-3** run (with a 19-0 run) and **closed the first half on a 19-6** run.
- **at LSU:** The Tigers took its largest lead (56-48 with 9:01 left), before Arkansas **closed the game with a 17-2** run. First, the Hogs had a 10-0 run to lead by two. LSU tied the game (58-58) with a dunk at 2:17. Arkansas then scored the final seven points of the game for the win.
- **S Car:** Down 7 at halftime, Arkansas **opened the second half with an 18-1** run (13-0 run on the back-end).
- **TX A&M:** **Opened the game with a 20-4** run including a 10-0 run to cap the spurt.
- **at Ole Miss:** Up three with 11:51 left, Arkansas went on a **15-2** run (including a 13-0 spurt) to lead by 16 with 4:26 left.
- **West Va:** Started the game with a 16-5 run. Used **14-4** run early in the second half to take largest lead of 19. Its best run of 8-0 came after WVU turned the 19-pt deficit to 5.
- **at Georgia:** Arkansas' best scoring run was just 8-0. However, down 4 (43-39), Arkansas **closed the first half with a 14-4** run to lead 53-47 at the break. The Hogs **opened the second half with a 12-2** run. Spanning 13:41 (end of 1st and start of 2nd), **Arkansas out-scored the Bulldogs 41-14 to lead by 23.**
- **Auburn:** Down 4 (11-7), Arkansas went on a **20-4** run to lead by 12. **From 2:28 in the 2nd through OT, Arkansas out-scored Auburn 21-12.**
- **at Alabama:** Arkansas was down 10 in the 1st and used a 9-0 run, holding Alabama scoreless for 5:01. **Down 13, Arkansas went on a 13-1** run (10 pts by Jaylin Williams) to trail 61-60 with 4 minutes to play.
- **at Mizzou:** **Jumped out to a 19-4 lead (including a 15-0 run).** After Mizzou cut a 20-pt deficit to 11 with 6:40 to play, the Hogs put the game away with a **17-7** run to lead by 21 with 47 ticks left.
- **Tennessee:** In a back-and-forth game, there was no double-double run by either team. However, down one with 8:19 left, the best run of the game was **Arkansas' 7-0** run as part of an **11-1 spurt** and the Hogs never looked back.
- **Kentucky:** UK scored the game's first points before Arkansas **reeled off 15 straight** to lead 15-2.

## 2021-22 MISCELLANEOUS STATS

### DOUBLE-FIGURE SCORING GAMES

Player	17-18	18-19	19-20	20-21	21-22	Career
Davis	NA	NA	NA	14	12	26
Johnson	NA	5	15	RS	1	21
Lykes	16	27	21	2*	10	76
Moore	NA	NA	NA	NA	-	-
Notae	23	24	RS	21	28	96
J. Robinson	NA	NA	NA	0	1	1
K. Robinson	NA	NA	NA	1	-	1
Toney	NA	9	14	12	15	50
Umude	0	19	28	24	15	86
Vanover	NA	9	RS	7	2	18
Wade	9	JC	9	3	3	24
Williams	NA	NA	NA	1	17	18

### 20+ POINT SCORING GAMES

Player	17-18	18-19	19-20	20-21	21-22	Career
Davis	NA	NA	NA	1	1	2
Johnson	NA	0	3	RS	-	3
Lykes	0	10	6	1*	2	19
Notae	7	8	RS	5	10	30
Toney	NA	1	2	3	1	7
Umude	0	8	9	14	3	34
Vanover	NA	1	RS	1	-	2
Wade	1	JC	1	1	-	3
Williams	NA	NA	NA	0	1	1

### 30+/40+ POINT SCORING GAMES

Player	17-18	18-19	19-20	20-21	21-22	Career
Johnson	NA	0/0	2/0	RS	0/0	2 / 0
Notae	1/0	1/1	RS	0/0	3/0	5 / 1
Umude	0/0	1/0	0/0	5/1	1/0	7 / 1

### 3+ THREE-POINTERS IN A GAME

Player	17-18	18-19	19-20	20-21	21-22	Career
Davis	NA	NA	NA	1	1	2
Lykes	5	10	6	1*	2	24
Notae	7	11	RS	7	10	35
J. Robinson	NA	NA	NA	0	2	2
K. Robinson	NA	NA	NA	1	-	1
Toney	NA	0	1	1	-	2
Umude	0	1	2	5	5	13
Vanover	NA	1	RS	1	-	2
Wade	1	JC	2	1	-	4

### DOUBLE FIGURE REBOUNDING GAMES

Player	17-18	18-19	19-20	20-21	21-22	Career
Johnson	NA	1	6	RS	-	7
Notae	2	3	RS	0	1	6
Toney	NA	1	1	2	3	7
Umude	0	4	5	5	-	14
Vanover	NA	0	RS	2	-	2
Wade	1	JC	3	1	1	6
Williams	NA	NA	NA	4	14	18

### DOUBLE FIGURE ASSISTS GAMES

Player	17-18	18-19	19-20	20-21	21-22	Career
Notae	0	1	RS	0	-	1

### DOUBLE-DOUBLES

Player	17-18	18-19	19-20	20-21	21-22	Career
Johnson	NA	0	4	RS	-	4
Notae	2	3	RS	0	1	6
Toney	NA	0	1	2	2	5
Umude	0	3	5	5	-	13
Wade	1	JC	2	0	1	4
Williams	NA	NA	NA	0	11	11

### TRIPLE-DOUBLES

Player	17-18	18-19	19-20	20-21	21-22	Career
Notae	0	1	RS	0	-	1

### 5+ ASSIST GAMES

Player	17-18	18-19	19-20	20-21	21-22	Career
Davis	NA	NA	NA	2	6	8
Johnson	NA	0	3	RS	-	3
Lykes	6	6	3	2*	2	19
Notae	2	9	RS	3	9	23
Toney	NA	0	0	2	-	2
Umude	0	1	3	7	-	11
Wade	0	JC	0	2	-	2
Williams	NA	NA	NA	0	5	5

### 3+ STEALS IN A GAME

Player	17-18	18-19	19-20	20-21	21-22	Career
Davis	NA	NA	NA	2	3	5
Johnson	NA	1	0	RS	-	1
Lykes	1	4	2	1*	2	10
Notae	11	8	RS	6	9	34
Toney	NA	1	4	1	1	7
Umude	0	2	1	2	3	8
Vanover	NA	0	RS	1	-	1
Wade	1	JC	1	1	1	4
Williams	NA	NA	NA	0	3	3

### 3+ BLOCKS IN A GAME

Player	17-18	18-19	19-20	20-21	21-22	Career
Johnson	NA	0	0	RS	1	1
Notae	1	2	RS	1	2	6
Umude	0	5	6	1	1	13
Vanover	NA	5	RS	8	1	14
Wade	2	JC	1	0	1	4
Williams	NA	NA	NA	1	4	5

## Déjà Vu

- Arkansas' 2021-22 season is similar to last year.

### 2021-22

Thru 29 games: 23-6 ... Thru 16 SEC games: 12-4  
Started SEC played 2-4, losing 4 of 5 SEC games  
THEN, won 8 straight games (7 SEC) and has won 13 of 14  
Re-entered the top 25 at #23/24 on Feb. 15  
On Mar. 1, ranked #14/15

### 2020-21

Thru 29 games: 23-6 ... Thru 16 SEC games: 12-4  
Started SEC play 0-3 and lost 5 of 6 overall  
THEN, won 12 straight vs SEC opponents and won 12 of 13  
Entered the top 25 at #24 (AP) on Feb. 16  
On Mar. 1, ranked #12/13

## IN SEC GAMES ONLY, Hogs 1st in Scoring Def.; 2nd in 3PT% Def & FG% Def.

- Arkansas has allowed less than 60 points in 7 of its 15 SEC games including two times holding an opponent below 50 points (Mizzou had 43 and Tennessee had 48) and **the Razorbacks continue to lead the conference in scoring defense in SEC games at 65.88 ppg.** (Sharing the lead with Tennessee)
- Arkansas has shown dramatic improvement defending the 3-point shot. The Hogs rank 10th in the SEC in 3PT FG% defense for the season (32.2%). **In 15 league games, Arkansas ranks 2nd in defending the 3-ball at 28.8%.** (Vandy leads at 28.7%)
- Arkansas has held 10 SEC opponents to less than 40% shooting from the field and is **second in the conference in field goal percentage defense for league games at 39.7%.** (Auburn leads at 37.8%).

## Defensive Improvement Since SEC Play Began

<b>SCORING DEFENSE:</b>	<b>PRE-SEC:</b> 69.8 (212th NCAA/12th SEC)	<b>CURRENT:</b> 67.6 (131st NCAA/9th SEC)	<b>SEC ONLY: 65.88 (1st SEC)</b>
<b>FG% DEFENSE:</b>	<b>PRE-SEC:</b> .429 (214th NCAA/10th SEC)	<b>CURRENT:</b> .409 (50th NCAA/5th SEC)	<b>SEC ONLY: .397 (2nd SEC)</b>
<b>3PT% DEFENSE:</b>	<b>PRE-SEC:</b> .364 (303rd NCAA/13th SEC)	<b>CURRENT:</b> .322 (115th NCAA/10th SEC)	<b>SEC ONLY: .288 (2nd SEC)</b>
<b>Opp 3's Made/GM:</b>	<b>PRE-SEC:</b> 9.3	<b>CURRENT:</b> 7.4	<b>SEC ONLY: 6.0 (2nd SEC)</b>

## DEFENSE OVER THE LAST 14 vs PREVIOUS 15

<b>LAST 14 (13-1)</b>	<b>309-819 FG (.377)</b>	<b>80-299 3PT (.268)</b>	<b>15.9 TO/gm</b>	<b>62.9 ppg</b>
<b>Prev. 15 (10-5)</b>	<b>376-854 FG (.440)</b>	<b>135-369 3PT (.366)</b>	<b>14.7 TO/gm</b>	<b>71.9 ppg</b>

## Other Improvement in SEC Play; 1st in TO Margin

- Arkansas is 4th in the SEC for all games in turnover margin at +2.86 (committing 12.38 per game and forcing 15.24)
- In SEC play, Arkansas leads the league in turnover margin at +3.31 (committing 12.63 per game and forcing 15.94)**

## Some Defensive Domination During Streak

- Mizzou (Jan 12): Arkansas won 87-43**
  - ^ Held the Tigers to 15 first-half points (T-11th for the fewest points by a Razorback opponent on record since '69-70 season).
  - ^ The 43 total points ties for the fewest by an opponent in the Muss era and is the 4th-lowest by an SEC opponent in school history.
  - ^ Arkansas held Missouri to 29.2% shooting overall - the fourth lowest by an opponent in the Muss era at Arkansas - and 12.5% from 3-point range - the fifth-lowest in the Muss era.
  - ^ Arkansas won by 44 points. It was the second-largest margin of victory in an SEC game.
- at LSU (Jan. 15): Arkansas won 65-58**
  - ^ The Hogs held LSU to 58 points - the third-lowest point total by LSU in the Will Wade era.
  - ^ LSU was up eight (56-48 with 9:01 to play, Arkansas ended the game on a 17-2 run, allowing one field goal with 2:16 left.
- South Carolina (Jan. 18): Arkansas won 75-59**
  - ^ Arkansas allowed 40 first-half points but only allowed 19 in the second half and held South Carolina to 59 points overall.
  - ^ Arkansas opened the second half on an 18-1 run.
- at Alabama (Feb. 12): Arkansas lost 68-67.**
  - ^ Alabama shot 37.5% 3PT (6-of-16) 1st half .... Just 7.7% (1-of-13) 2nd half. Alabama was just 24.1% from deep for the game (its 5th-worst percentage of the season).
  - ^ Arkansas forced 24 turnovers, including six by JD Davison and five each from Jaden Shackelford and Jahvon Quinerly.
- at Missouri (Feb. 15): Arkansas won 76-57.**
  - ^ Arkansas used a 15-0 run and started the game with a 19-4 lead.
  - ^ Arkansas held the Tigers to 57 points, 36.8% FG and 29.4% 3PT.
  - ^ The 19-point lead by Arkansas was its largest ever halftime lead in an SEC road game. It was the largest halftime lead in any conference road game since being up 21 (51-30) at Texas A&M on 2/23/1991.
- Tennessee (Feb. 19): Arkansas won 68-58,**
  - ^ 1st half, Arkansas held Tennessee to 26.9% FG and 27.3% 3PT ... 2nd half, Arkansas held Tennessee to 30% FG and 7.1% 3PT
  - ^ Arkansas held Tennessee to 58 points, the Vols' second-lowest of the season
  - ^ Overall, Arkansas held Tennessee to 27.1% FG its worst in an SEC game and second-worst of the season.
  - ^ Arkansas only allowed three made field goals in the final 13:47 of the game.
  - ^ Arkansas held Tennessee to multiple field-goal droughts of more than four minutes in each half.
- Kentucky (Feb. 26): Arkansas won 75-73,**
  - ^ Kentucky entered as the SEC leader in 3-point shooting at 35.8% but was held to 26.7% (4-of-15) - 0-of-8 int he 1st half.
  - Kellen Grady was 1st in the SEC (8th NCAA) in 3PT% ... was held to 1-of-3 (all 3's) with his lone make coming with 2:21 left

## Defensive Firsts During Win Streak

- Arkansas has held its opponents below 40% shooting from the field each of the first six of the streak, including 29.2% vs Mizzou.
- ^ The last time Arkansas held six-straight opponents to less than 40% shooting was games 7-12 of the 2013-14 season.
- ^ Arkansas is the only school to hold 6-straight, major-conference opponents under 40% shooting this season.** (HogStats)
- For the first time in program history versus SEC competition, Arkansas held its opponents below 40% shooting in five straight games.**
  - ^ Arkansas is the only SEC school in the last 15 years to hold five-straight league opponents shooting under 35% (34.8%) AND force at least 90 turnovers in a five-game span.** (Jared Burson, ESPN researcher)
  - ^ It is also the first time any Musselman-coached college team has held opponents to shooting below 40% in five straight.
- For the first time since Arkansas joined the SEC, the Razorbacks held league opponents below 60 points in back-to-back road games:** LSU only scored 58 (Jan. 15) and Ole Miss was held to 55 Wednesday.
- ^ The last time Arkansas held conference opponents below 60 in back-to-back road games was holding TCU (L, 51-45) and Baylor (W, 88-59) in 1989 while members of the Southwest Conference..

## That's a Plus

- For the season, JD Notae leads the Razorbacks with a +318 ... +13.59 per 40 min ... +11.36 per game.
- Jaylin Williams is second on the team at +284 ... +12.60 per 40 min ... +9.79 per game
  - ^ No other Razorback is over +200 with Davonte Davis (+182) and Au'Diese Toney (+181) being the closest.
  - ^ Chris Lykes is the only other regular in double-digits per 40 minutes at +10.62.
- Some impressive Plus-Minus this year include:
  - Au'Diese Toney (+11) and Chris Lykes (+10) in a 1-point loss to Vanderbilt.
  - JD Notae being +14 in the 3-point, OT win over Texas A&M
  - Jaylin Williams being +18 in a 9-point win over West Virginia
  - Devo Davis being +15 in the 4-point, OT win over #1 Auburn
  - Trey Wade being +27 in the 19-point win at Missouri. (Wade was the only Hog over +20.)
  - Devo Davis being a team-best +14 in just 18:29 played in the 10-point win over #13 Tennessee
  - Jaylin Williams (+15) and Devo Davis (+11) as neither committed a turnover in over 28 minutes in the 8-point win at Florida

## Freebies; A Musselman Trademark • 1st NCAA in FT Made/2nd in SEC in FT%

- (Thru Feb. 28) Arkansas leads the SEC by making 489 free throws (3rd NCAA) and attempting 654 (4th NCAA)
- Arkansas has made at least 20 free throws in a game eight times.
  - ^ Arkansas had season highs in both free throws made (29) and attempted (35) versus Elon.
  - ^ Arkansas was 28-of-34 at the line versus West Virginia.
  - ^ The Hogs also lived at the line in the wins over South Carolina, going 27-of-33 at the stripe, and Auburn (26-of-32).
  - ^ The Razorbacks made a combined 42 freebies in two games against the Aggies (21-of-29 at A&M and 21-of-25 versus A&M).
  - ^ Arkansas also made at least 20 free throws in both games of Hall of Fame Classic - K-State (27-of-34) and Cincy (24-of-34).
- When getting to the line, Arkansas is productive as it ranks 2nd in the SEC in free throw percentage at 74.8%.
  - ^ Arkansas has shot over 80% at the line nine times, including a season-high 94.4% (17-of-18) in a loss to Oklahoma.
- In general, Eric Musselman's collegiate teams do a great job getting to the free throw line. In fact, his teams have either ranked 1st or 2nd in their respective leagues and among the NCAA top 25 in each of his first six years.
- Below are Musselman's teams' ranking in the NCAA (first) and in their respective leagues (second) in the categories:

	2015-16	2016-17	2017-18	2018-19	2019-20	2020-21	2021-22
FT Att (NCAA/Conf)	2 / 1	13 / 1	16 / 2	16 / 1	8 / 2	4 / 1	4 / 1
FT Made (NCAA/Conf)	1 / 1	24 / 2	9 / 1	17 / 1	3 / 1	2 / 1	3 / 1

### INDIVIDUALLY

- 2016-17 Jordan Caroline: 10th in NCAA in FT Att (251) • Marcus Marshall 33rd in FT made (164)
- 2017-18 Jordan Caroline: 8th in NCAA in FT Att (251) and 26th in FT made (178)
- 2019-20 Mason Jones led the NCAA in free throws made (233) and attempted (282)
- 2020-21 Moses Moody ranked 2nd in the NCAA in free throws made (151) and attempted (186)
- 2021-22 Four Razorbacks rank among the SEC top 20 in free throws made.
  - Four Razorbacks rank among the SEC top 20 in free throw pct, including Chris Lykes at 4th at 86.1%.

## 2 Did You Know...

- Arkansas won nine straight games and eight straight SEC games prior to falling at Alabama.
- (Per ESPN): Arkansas is **FIRST major conference team** to win eight consecutive conference games immediately following an 0-3 (or worse) start to league play **since UCLA accomplished the feat in 1981-82.**
- With the 58-48 win over Tennessee, it marked the **first time an Eric Musselman-coached team had won a game when scoring fewer than 60 points.** He is now 1-9 all-time and 1-1 as the Razorback head coach.

## Alabama Was The Rarest of Losses (especially since it was only one over last 14)

- The recent starting lineup of JD Notae, Au'Diese Toney, Staley Umude, Trey Wade and Jaylin Williams lost for the first time. Also, the Razorbacks lost despite reaching several metrics that have traditionally added up to a win.
- Perhaps the biggest "upset" among the numbers is Arkansas (and Coach Musselman) lost despite holding an opponent to fewer than 70 points. **IT WAS THE FIRST LOSS FOR ARKANSAS UNDER MUSS IN SUCH GAMES.**
- After that Alabama loss, Coach Muss fell to 42-1 at Arkansas when holding opponents under 70 points (24-1 when holding opponent between 60-69 points) and dropped to 106-8 overall as a collegiate coach (68-7 when holding opponent between 60-69 points).

## Razorbacks Top 50 Pts in First Half at UGA

- Arkansas scored a season-high 53 first half points at Georgia but allowed a season-high 47 first half points.
  - ^ With 100 points combined points in the first half, it marked the first time Arkansas had a game with combined 100-plus points in the first half since 2015 versus Auburn with 105 points (ARK: 58 to AUB: 47).
- Arkansas has scored at least 50 points in a half 14 times in the Musselman era (4x in the 1st half - 10x in the 2nd half)

## A First For Everything

- At LSU, Arkansas started JD Notae, Au'Diese Toney, Stanley Umude, Trey Wade and Jaylin Williams.
  - ^ Not only was the LSU game the first time that group had started ... **IT TOO MARKED THE FIRST TIME THIS SEASON THOSE SAME FIVE HAD EVER BEEN ON THE FLOOR TOGETHER AT THE SAME TIME.**
  - ^ The above LSU lineup has been used in 12 straight and are 11-1. **The quintet is now the most common starters this season and just the second starting five this season Arkansas has used multiple times this season.**
- The only other lineup to be used more than once was this season was Davonte Davis, JD Notae, Au'Diese Toney, Jaylin Williams and Connor Vanover. That group posted an 8-1 record.

## 3-Ball Streak Ends After 33 Years

- Arkansas had made a 3-pointer in 1,092 games prior to going 0-of-11 from deep in the 16-point win over South Carolina on Jan 18. **The last game Arkansas did not make a 3-pointer was when the Razorbacks went 0-for-2 at Texas on Jan. 07, 1989.**
  - ^ It was the third-longest active streak in the NCAA behind UNLV (1,144 games) and Duke (1,130 games).
  - ^ **IRONICALLY**, Arkansas made its 1,000th straight triple (by Mason Jones) versus South Carolina in Columbia in 2019.
  - ^ **IRONICALLY**, Vanderbilt had its 3-point streak end at of 1,080 games nearly two years ago to the date, going 0-of-25 in a home loss to Tennessee on Jan. 15, 2020. Kentucky is the only other SEC school to have a streak of 3-pointers made go over 1,000 games. The Wildcats drained a triple in 1,047 game before going 0-of-6 in an NCAA first round win over Davidson in 2018.
  - ^ UNLV and Princeton are the only two teams to make a 3-pointer in every game they have played since the 3-point line was

## 2021-22 MISCELLANEOUS STATS

### RECORD BREAKDOWN

At Bud Walton Arena	2021-22: 16-1	Muss Era: 46-6
On The Road	2021-22: 4-3	Muss Era: 13-15
Neutral Site	2021-22: 2-2	Muss Era: 8-4
White "Razorback" Uni	2021-22: 4-0	Muss Era: 17-0
White "94 "Razorback" Uni	2021-22: 6-1	Muss Era: 20-5
White "Hog" Uni	2021-22: 4-1	Muss Era: 13-3
White "Arkansas" Uni	2021-22: 2-0	Muss Era: 2-0
Cardinal "Arkansas" Uni	2021-22: 1-2	Muss Era: 10-14
Cardinal "Razorback" Uni	2021-22: 1-2	Muss Era: 1-2
Cardinal Camo "Arkansas" Uni	2021-22: 2-0	Muss Era: 2-0
Cardinal "Hog" Uni	2021-22: 2-0 *	Muss Era: 2-0
Anthracite Uni	2021-22: 1-0	Muss Era: 1-1

### GENERAL

When ARK controls tip	2021-22: 17-6	Muss Era: 45-13
When OPP controls tip	2021-22: 6-0	Muss Era: 23-12
When ARK scores first	2021-22: 16-2	Muss Era: 41-10
When OPP scores first	2021-22: 7-4	Muss Era: 27-15

### LEADS AND DEFICITS

Leading at the half	2021-22: 18-1	Muss Era: 52-3
Trailing at the half	2021-22: 4-5	Muss Era: 15-22
Tied at the half	2021-22: 1-0	Muss Era: 1-0
With 5:00 left	Leading: 21-0   Trailing: 1-6   Tied: 1-0	
• Muss Era	Leading: 61-3   Trailing: 5-21   Tied: 2-1	
With 2:00 left	Leading: 18-1   Trailing: 3-5   Tied: 1-0	
• Muss Era	Leading: 61-5   Trailing: 5-18   Tied: 1-2	

Games decided by 1-to-5 points	3-3
Games decided by 6-to-10 points	8-1
Overtime games	2-0

### OFFENSE

Scoring less than 70 points	2021-22: 4-3	Muss Era: 13-9
Scoring 70-79 points	2021-22: 9-1	Muss Era: 23-13
Scoring 80-89 points	2021-22: 6-2	Muss Era: 19-3
Scoring 90-99 points	2021-22: 4-0	Muss Era: 10-0
Scoring 100+ points	2021-22: 0-0	Muss Era: 3-0
1-2 Hogs in Double Figures	2021-22: 1-2	Muss Era: 3-7
3 Hogs in Double Figures	2021-22: 8-3	Muss Era: 25-13
4 Hogs in Double Figures	2021-22: 10-1	Muss Era: 27-3
5-7 Hogs in Double Figures	2021-22: 4-0	Muss Era: 21-2
8+ Hogs in Double Figures	2021-22: 0-0	Muss Era: 1-0
At least 1 Hog Scores 20+	2021-22: 11-5	Muss Era: 30-11
2+ Hogs Score 20+	2021-22: 1-1	Muss Era: 15-7

FG% (Muss Era)	at least 50%: 6-0 (17-1)   < 50%: 17-6 (51-24)
3FG% (Muss Era)	at least 33%: 8-1 (34-7)   < 33%: 15-5 (34-18)

### REBOUNDING/TURNOVERS

Out-rebounding opponent	2021-22: 17-2	Muss Era: 38-5
Out-rebounded by opp.	2021-22: 4-4	Muss Era: 25-20
Rebounds are even	2021-22: 2-0	Muss Era: 4-1
Grabbing 10+ off reb	2021-22: 17-3	Muss Era: 37-13
Forcing 15+ turnovers	2021-22: 11-3	Muss Era: 36-14
Committing less than 15 TO	2021-22: 17-1	Muss Era: 51-11

### BY MONTH

In November	6-0
In December	4-3
In January	6-2
In February	7-1
In March	0-0

### LED HIS TEAM IN SCORING (INCLUDES TIES)

Player	17-18	18-19	19-20	20-21	21-22	Career
Davis	NA	NA	NA	3	1	4
Johnson	NA	0	5	RS	-	5
Lykes	3	13	11	1	2	30
Notae	15	16	RS	7	13	51
J. Robinson	NA	NA	NA	0	-	0
Toney	NA	0	3	1	3	7
Umude	0	13	13	14	5	45
Vanover	NA	1	RS	2	2	5
Wade	5	JC	3	1	-	9
Williams	NA	NA	NA	0	3	3

### LED HIS TEAM IN REBOUNDING (INCLUDES TIES)

Player	17-18	18-19	19-20	20-21	21-22	Career
Davis	NA	NA	NA	2	-	2
Johnson	NA	2	8	RS	1	111
Lykes (assists)	6	12	10	1	-	28
Notae	3	13	RS	0	4	21
J. Robinson	NA	NA	NA	0	1	1
Toney	NA	12	5	2	3	22
Umude	0	8	13	12	1	34
Vanover	NA	3	RS	5	-	8
Wade	5	JC	7	5	1	18
Williams	NA	NA	NA	7	22	29



# ARKANSAS IN 2021-22 RANKINGS

Thru Feb 27 2022



## TEAM IN THE NCAA/SEC

	NCAA	SEC	NO.
3-pt Field Goal Attempts (350 ranked)	212	9	597
Assist Turnover Ratio (350 ranked)	96	4	1.16
Assists Per Game (350 ranked)	90	5	14.4
Blocked Shots Per Game (350 ranked)	69	7	4.2
<b>Defensive Rebounds per Game (350 ranked)</b>	<b>42</b>	<b>3</b>	<b>27.38</b>
Fewest Fouls (350 ranked)	214	7	481
Fewest Turnovers (350 ranked)	175	4	359
Field-Goal Percentage (350 ranked)	174	6	44.3
Field-Goal Percentage Defense (350 ranked)	51	5	40.9
<b>Free Throw Attempts (350 ranked)</b>	<b>4</b>	<b>1</b>	<b>654</b>
<b>Free Throws Made (350 ranked)</b>	<b>3</b>	<b>1</b>	<b>489</b>
<b>Free-Throw Percentage (350 ranked)</b>	<b>70</b>	<b>2</b>	<b>74.8</b>
Offensive Rebounds Per Game (350 ranked)	79	8	11.28
Personal Fouls Per Game (350 ranked)	170	6	16.6
<b>Rebound Margin (350 ranked)</b>	<b>63</b>	<b>3</b>	<b>4.3</b>
Scoring Defense (350 ranked)	131	9	67.6
<b>Scoring Margin (350 ranked)</b>	<b>38</b>	<b>5</b>	<b>9.9</b>
<b>Scoring Offense (350 ranked)</b>	<b>39</b>	<b>4</b>	<b>77.4</b>
Steals Per Game (350 ranked)	62	7	7.9
Three Pt FG Defense (350 ranked)	117	10	32.2
Three-Point Field Goals Per Game (350 ranked)	267	11	6.4
Three-Point Field-Goal Percentage (350 ranked)	297	11	31.2
Total 3-point FGM (350 ranked)	249	11	186
Total Assists (350 ranked)	83	5	417
Total Blocks (350 ranked)	54	7	122
<b>Total Rebounds (350 ranked)</b>	<b>35</b>	<b>4</b>	<b>1,121</b>
<b>Total Rebounds Per Game (350 ranked)</b>	<b>40</b>	<b>4</b>	<b>38.66</b>
Total Steals (350 ranked)	51	7	228
Turnover Margin (345 ranked)	41	4	2.9
Turnovers Forced (350 ranked)	38	5	15.24
<b>Turnovers Per Game (350 ranked)</b>	<b>146</b>	<b>3</b>	<b>12.4</b>
<b>Won-Lost Percentage (350 ranked)</b>	<b>24</b>	<b>2</b>	<b>79.3</b>

## RAZORBACKS IN THE NCAA/SEC

	PLAYER	NCAA	SEC	NO.
3-pt Field Goal Attempts (349 ranked)	JD Notae	62	3	196
Assist Turnover Ratio (350 ranked)	Davonte Davis	201	8	1.64
	JD Notae	294	13	1.32
Assists Per Game (337 ranked)	JD Notae	212	12	3.6
	Davonte Davis	337	16	3
Blocked Shots Per Game (345 ranked)	Jaylin Williams	133	7	1.21
	Stanley Umude	333	20	0.79
<b>Defensive Rebounds per Game (350 ranked)</b>	<b>Jaylin Williams</b>	<b>7</b>	<b>2</b>	<b>8.07</b>
<b>Double Doubles (253 ranked)</b>	<b>Jaylin Williams</b>	<b>22</b>	<b>2</b>	<b>11</b>
Field-Goal Percentage (311 ranked)	JD Notae	251	10	42.4
Free Throw Attempts (348 ranked)	Au'Diese Toney	155	11	121
	Jaylin Williams	217	14	111
	JD Notae	228	15	109
	Chris Lykes	313	19	101
Free Throws Made (344 ranked)	Au'Diese Toney	137	9	95
	Chris Lykes	183	12	87
	JD Notae	220	16	83
	Jaylin Williams	266	19	79
<b>Free-Throw Percentage (350 ranked)</b>	<b>Chris Lykes</b>	<b>43</b>	<b>4</b>	<b>86.1</b>
	Au'Diese Toney	187	10	78.5
	JD Notae	255	14	76.1
	Jaylin Williams	336	18	71.2
<b>Minutes Per Game (350 ranked)</b>	<b>JD Notae</b>	<b>207</b>	<b>3</b>	<b>33:14</b>
Offensive Rebounds Per Game (350 ranked)	Au'Diese Toney	173	9	2.31
<b>Points Per Game (350 ranked)</b>	<b>JD Notae</b>	<b>44</b>	<b>2</b>	<b>19.1</b>
<b>Rebounds Per Game (350 ranked)</b>	<b>Jaylin Williams</b>	<b>22</b>	<b>2</b>	<b>9.7</b>
<b>Steals Per Game (349 ranked)</b>	<b>JD Notae</b>	<b>19</b>	<b>2</b>	<b>2.21</b>
	Jaylin Williams	248	18	1.41
<b>Three-Point Field Goals Per Game (350 ranked)</b>	<b>JD Notae</b>	<b>158</b>	<b>4</b>	<b>2.25</b>
Three-Point Field-Goal Percentage (96 ranked)	--			
<b>Total 3-point FGM (349 ranked)</b>	<b>JD Notae</b>	<b>152</b>	<b>5</b>	<b>63</b>
Total Assists (346 ranked)	JD Notae	191	12	100
	Davonte Davis	295	15	87
	Jaylin Williams	113	8	35
	Stanley Umude	286	19	23
<b>Total Field Goal Attempts (347 ranked)</b>	<b>JD Notae</b>	<b>13</b>	<b>1</b>	<b>458</b>
<b>Total Field Goals Made (347 ranked)</b>	<b>JD Notae</b>	<b>37</b>	<b>2</b>	<b>194</b>
<b>Total Minutes (350 ranked)</b>	<b>JD Notae</b>	<b>226</b>	<b>4</b>	<b>930:42</b>
	Au'Diese Toney	309	7	901:44
	Jaylin Williams	310	8	901:43
<b>Total Points (346 ranked)</b>	<b>JD Notae</b>	<b>38</b>	<b>2</b>	<b>534</b>
<b>Total Rebounds (346 ranked)</b>	<b>Jaylin Williams</b>	<b>15</b>	<b>2</b>	<b>280</b>
<b>Total Steals (332 ranked)</b>	<b>JD Notae</b>	<b>15</b>	<b>2</b>	<b>62</b>
	Jaylin Williams	182	16	41

adopted for the 1986-87 season.

^ According to @sports\_ref database, Arkansas's 16-point win was the largest margin of victory in a game which the winning team did not make a 3-pointer. **IRONICALLY**, the previous record was 10 points by Alabama in a win over South Carolina on Jan. 12, 2011.

• **Arkansas only made one 3-pointer 22 times during the 1,092-game streak.**

^ The last time Arkansas made just one (1-of-9) was in the Hog's 2021 Sweet 16 win over Oral Roberts (by Jalen Tate).

^ Prior to that, Arkansas only made one triple on Feb. 9, 2016 versus Mississippi State.

^ Five of the 22 times, Lee Mayberry saved the streak by making Arkansas' one and only 3-pointer,

^ Arkansas is now 7-0 in games it did not make a 3-pointer since 1986-87. (HogStats.com)

## New 3-Point Streak Starts

- After South Carolina, Arkansas started a new streak by making 7 3-pointers vs Texas A&M.
- After A&M (at Ole Miss), Arkansas had its then second-best shooting game from deep, making 44.4% (8-of-18).
- At Georgia, Arkansas made a season-best 15 3-pointers and made a season-best 56.3% from deep (15-of-28).
- Arkansas made an impressive 52.4% of its triples at Missouri (11-of-21)
- **SINCE THAT 0-FOR PERFORMANCE, ARKANSAS IS 79-OF-226 (35.0%) FROM "3" OVER THE LAST 11 GAMES.**

## Did Anyone Not Watch the Auburn or Kentucky Games?

- A **Bud Walton Arena record crowd of 20,327** was on hand to witness the Razorbacks defeat #1 Auburn. Three weeks later, a capacity crowd of 19,200 saw the Hogs take down #6 Kentucky.
- According to ESPN, the **Arkansas-Auburn contest was the most-viewed, regular-season men's college basketball game on ESPN2 since December 2018**. The audience **peaked at 1.96 million** during overtime.
- According to ShowBuzzDaily.com, the Arkansas-Kentucky game was the fourth-most viewed sporting event on Saturday (Feb. 26) – tops in college hoops – **with 2.4 million viewers**.

## Devo For 3 • Umude for 3

- Davonte Davis has made some key 3-pointers in 4 of the last 5 games.
- **^ Davis was 2-of-3 from deep each game versus Auburn, at Missouri, versus Tennessee and at Florida.**
- To put his recent stretch in perspective:  
**1st 52 Career Gms: 12-56 (21.4%) 3PT Made at least 1 3-pointer 7 times**  
**LAST 6 GMS 8-15 (53.3%) 3PT Made at least 1 3-pointer 4 times**  
 ^ Davis didn't make a "3" vs UK put was fouled shooting one and made all 3 free throws:  
**• In the wins at Missouri and at Florida, Stanley Umude has tied his career high with three steals.** He added a steal versus Kentucky.

## JD Degree

- JD Notae "only" scored 12 points at Alabama, scored "just" 17 at Missouri and tied for the team lead with "just" 13 versus Tennessee.
- He responded with a team-best 22 at Florida and 30 vs Kentucky to be National and SEC Player of the Week.
- However, still trails Scotty Pippen Jr., for the overall and SEC only scoring titles
- **^ OVERALL: 2nd in the SEC at 19.07 ppg** – Pippen leads at 20.18.
- **^ SEC ONLY: 2nd in the SEC at 20.20 ppg** – Pippen leads at 21.75.
- Notae also ranks **2nd in the SEC** (17th in the NCAA) in steals at 2.21.
- He has a steal in 26 of 28 games (had at least one in the first 25 games but had none vs Tennessee and at Florida). Notae has at least two steals 19 times.
- **AT GEORGIA:** Notae had 23 points and added nine rebounds (all defensive), six assists and three steals.
- **^ Became the first Hog to get 23+ points, 9+ rebounds and 6+ assists IN AN SEC GAME since Courtney Fortson in an OT win versus Auburn on 2/6/2010 (24-10-7) (HogStats).**
- **VS AUBURN:** Scored a game-high 28 points, making a career-high 11-of-14 at the line, with a career-high four blocked shots, five rebounds, a team-best three assists and three steals.
- **^ Had a Musselman-era, single-game record 17 DEFENSIVE BALL TOUCHES (deflections, steals, blocked shots).**
- **VS KENTUCKY:** Scored a game-high 30 points and dished out an SEC career-best eight assists.
- **^ Became the first Razorback to have at least 30 and 8 IN ANY GME since the Hogs joined the SEC (1991-92).**
- **^ Additionally became the first SEC player to have at least 30 and 8 versus an AP top 10 team in the last 25 years,**
- **Jon Rothstein said: "Arkansas' JD Notae has quietly been as consistent as any guard in the SEC this season."**

- Overall, Notae is getting it done on both ends of the floor
- In 28 games this season, Notae has
 

led the team in steals	16x	1st on the team
led the team in scoring	15x	1st on the team
led the team in assists	14x	1st on the team
led the team in blocked shots	7x	2nd on the team
led the team in rebounds	4x	2nd on the team

## Notae Notables

- JD Notae ranks 2nd in the SEC in steals, 2nd in scoring and 12th in assists.
  - ^ **He is 1 OF 4 PLAYERS in the league to rank among the top 15 in scoring, assists and steals.**
  - ^ Santiago Vescov, Kennedy Chandler and Scotty Pippen Jr. are also among the top 15.

### BIG GAMES

- **Scored 30 in the season opener versus Mercer.** Added a career-high seven steals.
  - ^ He was the sixth Razorback to score at least 30 in a season opener.
  - ^ It marked the 134th time in Arkansas history a player has scored at least 30 points and Notae was the 50th Razorback to accomplish the feat.
- **Scored a game-high 28 in the win over Penn.** Added nine rebounds and five assists.
  - ^ Was 13-of-24 from the field
  - ^ When Penn got to within 10 with 4:11 left, Notae went on a personal 8-0 run to put Arkansas up 18 with 27 seconds left.
- **Versus Northern Iowa, JD Notae just missed his second career triple-double** with 17 points, 9 assists and 8 rebounds. Oh, by the way, he only committed one turnover in 38:52 minutes played.
  - ^ Notae is the first Razorback to get at least 17 points, 8 rebounds and 9 assists in a game since Courtney Fortson's triple-double (20-10-11) against North Carolina Central on 12/10/2008. (HogStats)
- **Versus Charlotte,** recorded his sixth career double-double with 23 points and 10 rebounds. He added four steals as well.
- **At Texas A&M,** scored 31.
  - ^ It was his best effort as a Razorback.
  - ^ Scored 12 points to start game as Arkansas raced out to a 20-9 lead.
  - ^ Scored seven in a 13-3 run to cut Arkansas deficit from 11 to 1 with 1:08 to play.
- **Versus South Carolina,** had 17 points, 7 rebounds, 5 assists and tied his then career-high with three blocked shots.
- **Versus Auburn,** scored 28 points thanks to career-high 11-of-14 free throws and a career-high four blocked shots.
- **NATIONAL AND SEC POW:** Scored a game-high 22 at Florida, including 5 straight points late to seal the win ... Scored a game-high 30 with an SEC career-best 8 assists vs Kentucky adding a blocked shot with 8 seconds left.

## If There is a J-Will; There is a Way

- Jaylin Williams is playing phenomenal basketball since SEC play.
- Over **the last 15 games, he collected his first** (at Texas A&M), **second** (vs Missouri), **third** (at LSU), **fourth** (vs Texas A&M), **fifth** (vs West Virginia), **sixth** (Auburn), **seventh** (at Alabama), **eighth** (at Missouri), **ninth** (vs Tennessee), **10th** (at Florida) and 11th (vs Kentucky) **career double-doubles.**
- **TWICE, HE HAS BEEN TABBED SEC CO-PLAYER OF THE WEEK JAN. 24 AND FEB. 21.**
- Twice in the span, he has collected double-doubles in at least three straight games (including a current streak of six).
- **Over the last 17 games (16 SEC games and the SEC-Big 12 Challenge), Williams has:**
  - ^ Led the team in rebounding 16x with 12 double-digit rebounding efforts and 11 double-doubles.
  - ^ Led the team in steals 5x, including a career-high 6 versus Texas A&M
  - ^ Averaging 13.4 ppg and 10.6 rpg with 38 assists, 23 blocked shots and 28 steals while leading the team in free throws (64-of-83 for an impressive 77.1%).
- **During the last 14 games, Arkansas is 13-1 and Williams has:**
  - ^ Recorded a double-double 10x.
  - ^ Scored in double figures 14x - including a career-high 22 at Alabama, 19 vs South Carolina. 18 at Ole Miss and 16 vs Kentucky
  - ^ Grabbed double-digit rebounds 10x - including a career-high 16 vs Tennessee and 15 versus West Virginia (who only had 26 as a team).
  - ^ Made 10 of his 13 3-pointers on the season.
- **SINCE SEC PLAY BEGAN:**
  - ^ In the SEC opener at Mississippi State, he had six assists and three blocked shots
  - ^ He tied a **then career high with 13 rebounds** at LSU.
  - ^ Followed that with a **then career-high 19 points** versus South Carolina.
  - ^ Had a **career-high six steals** versus with a double-double in the Texas A&M win
  - ^ Just missed his career-high with 18 points at Ole Miss, making 2-of-3 from 3-point range.
  - ^ Had a **then career-high 15 rebounds** versus West Virginia.
  - ^ Score a **career-high 22 points** at Alabama.
  - ^ Grabbed a **career-high 16 rebounds** versus Tennessee.

## JWill-ing Passer • Hits the Boards • Takes Charges

### PASSING

- Jaylin Williams was among the SEC leaders in assists most of the season. However, with his scoring on the rise, his assists have gone down.
  - ^ Only had nine total assists in six games prior to getting 10 over his last four games.
  - ^ Posted a then career-highs of 5 assists in each of the first 2 games (Mercer and Garner-Webb)
  - ^ Then, **had a career-high seven assists** (in game 3) **versus Northern Iowa.**
  - ^ He also led the team with:
    - four assists versus Cincinnati
    - six assists vs Penn
    - six assists at Mississippi State
    - four assists at Missouri

### STEALS

- Jaylin Williams is 2nd on the team and 18th in the SEC in steals with 41 (1.41 avg). He has 28 steals over the last 16 games.
  - ^ Had led the team in steal six times.
  - ^ **Had a career-high six steals at home vs Texas A&M.**
  - ^ **Had a then career-high three steals vs Charlotte and at LSU.**
  - ^ **2ND THE TEAM IN DEFENSIVE BALL TOUCHES** (including deflections, steals and blocked shots) **with 179.**

### REBOUNDING

- Jaylin Williams has pulled down at least eight rebounds in 24 of the 29 games (**but no fewer than six ... once**) this season, including 14 games with double-digit rebounds.
  - ^ **Has double-digit rebounds in 12 of the last 16** (getting "just" 9 vs USC and Miss State, and "just" 8 at Ole Miss and at Georgia)
  - ^ **Has double-doubles in 11 of the last 15** (getting "just" 19 & 9 vs USC • 18 & 8 at Ole Miss • 14 & 8 at Georgia • 10 & 9 vs Miss State)
  - ^ Ranks 2nd in the SEC (**7th NCAA**) in defensive rebonds (8.07)
  - ^ Ranks 2nd in the SEC (**22nd NCAA**) in overall rebounds (9.7)
  - ^ **Had a career-high 16 rebounds – including 15 defensive – vs Tennessee**
  - ^ **Pulled down a then career-high 15 rebounds vs West Virginia**
  - ^ **Pulled down a then career-high 13 rebounds twice this season**
    - 1st had 13 vs UCA, including 9 defensive (8 defensive in the first half alone)
    - 2nd had 13 at LSU, including 12 defensive
  - ^ **Other double-digit rebound games:**
    - 11 vs Cincy • 11 vs Mizzou • 11 vs Texas A&M • 10 vs Vandy • 10 at LSU • 11 vs Auburn
    - 10 at Alabama • 11 at Mizzou • 10 at Florida • 12 vs Kentucky

### TAKING CHARGES

- Jaylin William led the team by taking 16 charges last season and leads the team by taking 45 charges this season. **He has taken multiple charges in a game 14x this season.**
  - ^ **Williams took four charges three times:**
    - Vs Cincinnati, including one with nine seconds left to help seal the win.
    - At LSU, including one with 59 seconds left that helped secure the win.
    - Vs Tennessee, three over the final 2:09 in the first half.
  - ^ Williams has taken **three charges 4x:** Gardner-Webb, at TX A&M (1/8), at UGA and at FLA.
  - ^ Williams has taken **two charges 7x:** UCA, TX A&M, Ole Miss. WVU, Miss State, AUB, Bama

## Taking Charge - A Fort Smith Northside Calling Card

- Over the last six seasons (only years available), **Williams has the most charges with 45.** Isaiah Joe previously had the mark for the most charges taken in a season with 27.
- **Both Williams and Joe were teammates at Fort Smith Northside High School.**
  - ^ Joe took 27 charges his freshman season at Arkansas and 24 as a sophomore.

## Williams Named SEC co-Player of the Week Part 1

- Jaylin Williams averaged 16.5 points and 10.0 rebounds to be named SEC co-Player of the Week (Jan. 24). He shared the honor with Auburn's Walker Kessler.
- He followed that with an 18-point, 8-rebound, 3-assist, 3-blocked shot and 2-steal performance at Ole Miss Wednesday, while taking two charges.
- Overall versus Texas A&M, Williams became **the first major conference Division I player to have at least 14 points, 11 rebounds, six steals, three blocked shots and three assists since November 2010**, according to Sports Reference.
- **vs. South Carolina,** only played 26 minutes due to foul trouble but still scored a career-high 19 – hitting a career-high 9-of-10 free throws.
- **vs. Texas A&M,** record his fifth double-double of the season with 14 points and 11 rebounds ... Added a career-high six steals with three assists and three blocked shots.

## Williams Named SEC co-Player of the Week Part 2

- Jaylin Williams averaged 13.0 points and 13.5 rebounds to be named SEC co-Player of the Week (Feb. 21). He shared the honor with Vanderbilt's Scotty Pippen Jr.
- Williams posted double-doubles in both wins (at Missouri and vs #16/13 Tennessee) to run his current streak to four-straight and nine over his last 13 games.
- **At Missouri,** Williams had 13 points and 11 rebounds while leading the team in assists (4) and blocked shots (2). He did most of his damage in leading Arkansas to a 46-27 halftime lead with seven points, seven rebounds and four assists.
- **In the Tennessee win,** Williams posted a career-high 16 rebounds (15 defensive), including 10 first-half boards. He tied for the game-high honors with 13 points. In the second half, Arkansas out-scored the Volunteers by nine as Williams led all players with nine points and six rebounds in the period. Williams additional drew four charges, tying his career high for a third time this season, and moving his school-record total to 41 on the season.

## Stan The Man at UGA and at Mizzou

- Stanley Umude led the Hogs to the win at Georgia with a **season-high 31 points**, a season-high four assists and **making a career-high six 3-pointers made.**
  - ^ Up 4 (32-28) with 4 minutes left in the 1st half, Umude scored 23 points as part of a 41-14 run that – including back-to-back 3's to end the run in the second half for a 23-point lead.
- **VIDEO: MUSS ON THE 3's**
  - ^ **Is the only Hog in the last 25 years to get 31+ pts, 4+ rebounds, 4+ assists, 2+ steals and 2+ blocks in a game. (HogStats)**
- At Missouri, he also **made six 3-pointers** and scored a game-high 23 points.

## TAKING CHARGE

- According to records available (back to 2016-17), the following is a breakdown of the Razorbacks taking charges.

Year	Team Tot	Player Leaders
2016-17:	24	5 by Dustin Thomas and Anton Beard
2017-18:	47	8 by 3 players
2018-19:	<b>71</b>	<b>27 by Isaiah Joe</b> 24 by Gabe Osabuohien
2019-20:	43	18 by Isaiah Joe (missed 5 games to injury)
2020-21:	60	16 by Jaylin Williams
2021-22:	<b>71</b>	<b>45 BY JAYLIN WILLIAMS</b> 14 by Chris Lykes

## Umude Finding Groove in SEC Play

- Stanley Umude has found his groove since SEC play has begun.
- ▲ IN SEC GAMES: Ranks 15th in the league in scoring (13.31 ppg), and 14th in 3-point field goals made (1.88).**
- Umude had his best game as a Razorback with 31 points at Georgia. Overall, his play has been solid since SEC play began, including the opening two games in the league.
- Umude scored 19 points in the SEC opener at Miss State and followed that with a season-high 28 points vs Vandy.

### BIG SEC GAMES

at Miss State	7-12 FG	2-4 3PT	3-4 FT	3 reb	2 st	19 pts
vs Vandy	11-20 FG	3-7 3PT	3-4 FT	3 reb	3 stl	28 pts
S CAR	4-8 FG	0-2 3PT	4-6 FT	6 reb	2 blk	2 stl 12 pts
TX A&M	5-14 FG	1-5 3PT	4-4 FT	7 reb	3 ast	3 stl 15 pts
at Georgia	12-20 FG	6-8 3PT	1-2 FT	4 reb	4 ast	31 pts
at Alabama	7-11 FG	3-7 3PT	2-2 FT	9 reb	2 ast	19 pts
at Mizzou	8-13 FG	6-9 3PT	1-4 FT	5 reb	2 blk	23 pts
Kentucky	5-10 FG	3-5 3PT	0-0 FT	6 reb	0 ast	1 stl 13 pts

### UMUDE IN SEC GAMES VS NON-SEC GAMES

NON-SEC	14 gms	.450 FG	.240 3PT	.667 FT	4.5 rpg	8.6 ppg (5th on the team)
SEC	16 gms	.462 FG	.405 3PT	.659 FT	4.8 rpg	13.3 ppg (3rd on the team)

## Davis Had Career Game vs Oklahoma; Heating Up From 3

- Davonte Davis was the lone bright spot in the loss to Oklahoma.
- Scored a career-high 26 points** – his 2nd career 20-point game • previous career-high was 20 vs Georgia (1/9/21)
- Made and took a career-high 9-of-21 FG
- Made and took a career-high 4-of-8 3PT – entered the game with just 6 career 3's made in 39 games**
- Played a career-high 38:56 minutes
- Versus Auburn, Davis had a career-high five steals.** He was +15 (the only Hog in double digits for Plus-Minus) in the six-point win.
- At Florida**, was 7-of-10 from the field (2-of-3 3PT) and led the team with four assists while adding six rebounds with ZERO TURNOVERS.
- In four of the last five games (Auburn, at Mizzou, Tennessee and at Florida), Davis was 2-of-3 from 3-point range in each game. It marked the only times Davis made multiple 3's in SEC games for his career.**
- ▲ In fact, he has only made at least one 3-pointer in 11 career games ... 4 in the last 5.**

## Au'Some In KC

- Au'Diese Toney was named **Hall of Fame Classic MVP** as he led the team in both scoring (16.0 avg) and rebounding (9.0 avg).
- Scored 13 vs K-State and 19 vs Cincinnati while grabbing nine rebounds in each game.
- Was a combined 12-of-15 at the free throw line in Kansas City.

## Toney Returns to Form; Helps Hogs in Win Streak

- Au'Diese Toney was the team's second-leading scorer through the first eight games. His production was down in games 9-13 before returning to form of late and is battling Stanley Umude for 2nd on the team in scoring now.
- Versus Vandy**, Au'Diese Toney had his first 20-point game as a Razorback, scoring 16 of his 20 in the 2nd half (5-of-5 FG)
  - Tied a season-high with three assists.
  - Was 6-of-7 from the field – including 5-of-5 in the 2nd half
  - Was 7-of-9 at the free throw line.
- at LSU**, Toney played a season 38:40 (including the whole second half).
  - Had 12 points (4-of-8 FG • 4-of-6 FT) with four rebounds.
- Versus South Carolina**, Toney pumped in 13 points with **eight rebounds (5 offensive) and a season-high three steals.**
- At Ole Miss**, Played his stellar defense as he was named the team's defensive player of the game.
- Versus West Virginia**, Toney turned in his best offensive and defensive game since the Hall of Fame Classic. First, he scored a team-best 19 points (6-of-8 FG and 7-of-8 FT) with seven rebounds and a season-high three assists. On defense, he held WVU's leading scorer Taz Sherman to 4-of-11 shooting and seven of Sherman's 15 points came in the final 2 minutes.
- Versus Auburn**, turned in his second double-double as a Razorback with 14 points and 10 rebounds (5 offensive boards).

## 20-MINUTE MEN

- Times a Razorback has played all 20 minutes of a half – all second half unless **(noted)**.

JD Notae	14x	Au'Diese Toney	9x	Stanley Umude	8x
Jaylin Williams	6x	Davonte Davis	2x	Trey Wade	2x
Chris Lykes	1x				

Mercer	JD Notae, Au'Diese Toney
UNI	JD Notae, Au'Diese Toney, Chris Lykes
vs Cincy	JD Notae
vs Penn	JD Notae, Davonte Davis
LR	Au'Diese Toney
vs Okla	JD Notae, Au'Diese Toney, Davonte Davis
at Miss St	Jaylin Williams
Vandy	JD Notae, Stanley Umude
Mizzou	JD Notae <b>(1st)</b>
at LSU	Jaylin Williams, Au'Diese Toney
USC	JD Notae
TX A&M	Jaylin Williams, Stanley Umude <b>(+5 in OT)</b> , Au'Diese Toney <b>(+5 in OT)</b>
at Ole Miss	JD Notae, Au'Diese Toney, Trey Wade
WVU	JD Notae, Au'Diese Toney, Trey Wade
at UGA	Stanley Umude <b>(1st)</b>
Auburn	JD Notae <b>(+5 in OT)</b> , Jaylin Williams <b>(+5 in OT)</b>
at Bama	JD Notae, Jaylin Williams
Tennessee	Au'Diese Toney <b>(1st)</b> , Jaylin Williams, Stanley Umude
at FLA	JD Notae, Stanley Umude
Kentucky	JD Notae, Stanley Umude

- Versus Tennessee**, was just 1-of-6 from the field, but was 6-of-6 at the line. **However, he grabbed 10 rebounds (four offensive) and held UT's leading scorer to 7 points (2-of-13 overall and 1-of-9 from 3-point range).**

## Très Magnifique vs Mizzou (twice) and at Ole Miss

- Trey Wade was a late arrival to summer workouts as they waited for paperwork to clear. Then, he injured his knee and missed another month in the preseason.
- However, Wade is one of six Razorbacks to play in all 26 games although his production has been inconsistent at best until entering the Razorback starting lineup.
- At Missouri, Wade recorded his first double-double as a Razorback (4th for his career) with 12 points and 11 rebounds.
- ▲ IN THE 5 GMS PRIOR TO DOUBLE-DOUBLE (12 & 11) AT MIZZOU: only had 11 pts & 11 rebs**

PRIOR TO BEING PERMANENT FIXTURE IN STARTING LINEUP vs BEING A PERMANENT FIXTURE										
GMS 1-15	8.7 min/gm	12-25 FG	2-5 3PT	2-4 FT	1.3 rpg	8 AST	4 BLK	2 STL	1.9 ppg	
GMS 16-29	24.3 min/gm	28-53 FG	6-16 3PT	14-16 FT	3.5 rpg	12 AST	8 BLK	5 STL	5.4 ppg	

### BIG GAMES VS MIZZOU (2x) and AT OLE MISS

GM16 vs MIZ	31:55 min	7-10 FG	1-1 3PT	2-3 FT	5 rebs	3 AST	2 BLK	3 STL	17 pts
GM20 at OM	39:40 min	5-5 FG	2-2 3PT	0-1 FT	5 rebs	4 AST	0 BLK	0 STL	12 pts
GM25 at MIZ	35:36 min	5-7 FG	0-1 3PT	2-2 FT	11 rebs	1 AST	0 BLK	1 STL	12 pts

## Lykes Likes Line (Clutch Inside 3 Minutes)

- Made 21 straight at the free throw line spanning five games earlier in the year** (missed his final attempt vs Vandy).
- Has a current streak of 15 straight free throws made.**
  - Made his final attempt vs Texas A&M (was 3-of-6 for the game)
  - 4-of-4 vs West Virginia – 4-of-4 vs Auburn – 6-of-6 vs Tennessee
- Inside the final 3 minutes of game (and OT), Lykes is 40-of-43 (93%) at the free throw line.**


### BIG GAMES FOR LYKES

- He **led the team in scoring in back-to-back games** with 26 points versus Northern Iowa and 14 versus Kansas State.
  - The 26-point performance versus UNI was two points off his career high and his 17th career 20-point game. **It was just the 11th time since Arkansas joined the SEC (1991-92) that a Razorback scored 26+ points off the bench.** (HogStats)
  - Versus K-State, scored a game-high 14 pts (tied) and was 10-of-10 from the free throw line inside the final 1:46 to seal the win.
  - Versus **Cincinnati**, Lykes was 8-of-10 from the free throw line, including 4-of-4 inside the final 21 seconds to seal the win.
- He only scored nine points versus UCA but had a season-high five assists.
- Versus **Hofstra**, Lykes made four 3's to tie a season high and had a season-high three steals.
  - Lykes was 4-of-9 vs Hofstra and he was 4-of-7 versus UNI
  - Between those games (7 game span) he was just 4-of-22 from deep.
- Lykes led Arkansas versus **Elon**, scoring 21 points on just eight field goal attempts. He was 12-of-12 at the line.
- At Georgia**, Lykes only scored nine points but he had season-highs in assists (7) and steals (4). Three of the steals came on UGA inbounds passes after a Razorback score.
- Versus Miss State**: Continued his strong play with 10 points, two rebounds, two assists and two steals ... Also, on the defensive end, the players he guards did not score in his nearly 20 minutes of action. Sealed the win with a 3-pointer with 25 seconds left.




# SIGNING CLASS OF 2022

- **HIGHEST RATED RECRUITING CLASS IN SCHOOL HISTORY (#2 247SPORTS COMPOSITE - #2 ESPN - #3 247SPORTS - #5 RIVALS)**
- **Only school with FIVE on the Sports Illustrated All-American SI99. All five are also McDonald's All-American nominees.**
- First time to sign two, 5-stars (Nick Smith Jr., and Jordan Walsh) in the same class
- In fact, Arkansas now has only signed six, 5-stars since 2004. Smith and Walsh are the only two Razorback signees to rank among the ESPN top 10 (dating back to 2007).
- **Nick Smith Jr., and Jordan Walsh are on the 2022 Jersey Mike's Naismith High School Trophy Watch List and both are 1 of 25 on its All-Midseason Team.**
- **Arkansas had never had a class with at least four players among the ESPN top 100 until Eric Musselman's arrival and his staff has done so twice (class of 2020 and class of 2022)**
- Since 2004, only four recruiting classes have ranked among the top 10 and Musselman's staff owns two of those - class of 2020 was #5 ESPN / #9 247Sports and class of 2022 ranks #2 in both ESPN and 247Sports.




**Barry Dunning Jr.**  
6-6, 195, G  
Mobile, Ala.  
McGill Toolen Catholic HS

- **#78 on the SI99 All-American list**
- **McDonald's All-American Nominee**
- 4-Star - 76th overall by ESPN / #20 small forward in the nation
- 4-Star - 91st overall by 247Sports Composite / #25 small forward in the nation
- 3-star - 125th overall by 247Sports / #32 small forward in the nation
- 3-Star - 131st overall by Rivals / #36 small forward in the nation
- **Rated #1 player in the state of Alabama by ESPN, 247Composite, 247Sports**
- **2021 Gatorade Alabama Player of the Year**
- 2021 first team Class 6A All-State selection by the Alabama Sports Writers Association
- 1 of 5 statewide players selected to the ASWA Super All-State Team
- Averaged 21.5 points and 11.3 rebounds per game as a junior for the Yellow Jackets ... Also recorded 3.1 assists, 2.1 steals and 1.8 blocks per game




**Derrian Ford**  
6-4, 210, G  
Magnolia, Ark.  
Magnolia HS

- **#71 on the SI99 All-American list**
- **McDonald's All-American Nominee**
- 4-Star - 55th overall by 247Composite / #10 combo guard in the nation
- 4-Star - 58th overall by Rivals / #11 shooting guard in the nation
- 4-Star - 59th overall by 247Sports / #11 combo guard in the nation
- 4-Star - 68th overall by ESPN / #13 shooting guard in the nation
- **2021 Gatorade Arkansas Player of the Year**
- Rated #3 player in the state of Arkansas by ESPN and 247Sports
- **2021 Class 4A Player of the Year by the Arkansas Basketball Coaches Association**
- 2021 Arkansas Democrat-Gazette first team All-Arkansas Preps (all divisions)
- Led the Panthers to a 23-1 record and the Class 4A semifinals in 2021
- Averaged 23.2 points, 7.1 rebounds and 3.0 assists as a junior
- Class 4A State Tournament MVP as a freshman and sophomore, leading his team to back-to-back championships (2019 and 2020) ... Had 54-game win streak snapped in the 2021 4A state semifinals, falling to Morrilton
- As a sophomore, tabbed first team Arkansas All-State team by MaxPreps
- Has a 4.0 GPA



**Joseph Pinion**  
6-6, 185, F  
Morrilton, Ark.  
Morrilton HS

- **#93 on the SI99 All-American list**
- **McDonald's All-American Nominee**
- 4-Star - 93rd overall by ESPN / #16 shooting guard in the nation
- 4-star - 98th overall by 247Sports Composite / #27 small forward in the nation
- 3-Star - 125th overall by Rivals / #34 small forward in the nation
- 3-Star - 135th overall by 247Sports / #34 small forward in the nation
- **2021 Arkansas Democrat-Gazette first team All-Arkansas Preps (all divisions)**
- Led Morrilton to the 2021 Class 4A title game as a junior
- Averaged 17.2 points, 6.4 rebounds, 3 assists, 2 steals and 1 block per game as a junior ... Shot 58% from two-point range, 40 percent from three and 74 percent at the free throw line
- As a sophomore, averaged 18 points, 7.9 rebounds, 1.3 assists, 1.6 steals and 1.4 steals ... As a freshman, averaged 12.3 points, 4.4 rebounds, 2 assists, 1 steal and 1 block



**Nick Smith Jr.**  
6-5, 185, G  
North Little Rock, Ark.  
North Little Rock HS

- **1 of 5 FINALIST for the Jersey's Mike's Naismith HS Boys Player of the Year**
- **McDONALD'S ALL-AMERICAN**
- **#3 on the SI99 All-American list**
- **Was on the Jersey Mike's Naismith High School Boys Midseason Team**
- **5-Star - 6th overall by ESPN / #4 shooting guard in the nation**
- **5-star - 5th overall by 247Sports / #1 combo guard in the nation**
- **5-Star - 6th overall by 247Composite / #2 combo guard in the nation**
- **5-Star - 16th overall by Rivals / #2 point guard in the nation**
- **At #6 by ESPN, is the third-highest rated player to ever sign with Arkansas trailing Corliss Williamson (ranked either #1 or #2 by all the recruiting services) and Al Jefferson (ranked #3 by 247Sports and #4 by Rivals in 2004).**
- **On the 2021-22 Jersey Mike's Naismith National High School Player of the Year Watch List**
- Consensus #1 player from Arkansas by the recruiting websites
- **2021 MaxPreps Arkansas High School Basketball Player of the Year**
- 2021 Arkansas Democrat-Gazette All-Arkansas Preps (all divisions) Player of the Year ... Averaged 25 points, 5 rebounds and 4 assists
- 2020 Arkansas Democrat-Gazette All-Arkansas Preps Underclassman of the Year ... Averaged 21.3 points, 3 rebounds and 3 steals
- Played at Sylvan Hills as a junior and sophomore
- In the summer of 2021, led Brad Beal Elite AAU team to a 6-2 record and the finals of Peach Jam while averaging 18.6 points, 3 rebounds and 3 assists per game ... Scored 31 points (10-of-18 shooting) in the championship game and became the first player since NBA star Michael Porter Jr. to score more than 30 in the finals.



**Jordan Walsh**  
6-7, 200, F  
Desoto, Texas  
Link Year (Mo.) Academy

- **McDONALD'S ALL-AMERICAN**
- **#32 on the SI99 All-American list**
- **Was on the 25-man Jersey Mike's Naismith High School Boys Midseason Team**
- **5-Star - 10th overall by ESPN / #4 small forward in the nation**
- **5-Star - 18th overall by 247Composite / #5 small forward in the nation**
- **5-Star - 20th overall by 247Sports / #6 small forward in the nation**
- 4-Star - 31st overall by Rivals / #11 small forward in the nation
- **Rated #1 player from Texas by ESPN and #2 in the state by 247Sports**
- **On the 2021-22 Jersey Mike's Naismith National High School Player of the Year Watch List**
- 2021 4A All-State as named by the Texas Association of Basketball Coaches
- In the summer of 2021, played for Drive Nation program on the Nike EYBL circuit and averaged 12.3 points, 7.4 points and 3.3 assists while shooting better than 50% inside the arc ... Tallied three double-doubles, including a 17-point, 10-rebound, 4-assist effort
- As a junior at Oak Cliff's Faith and Family Academy, averaged 18 points, 11 rebounds, five assists, 2.4 steals and 2.3 blocks per game for a squad that finished 25-6 and advanced to the Class 4A state semifinals
- Also led the Eagles to the state semifinals as a sophomore before the remainder of the state tournament was canceled due to COVID-19
- As a freshman, led Faith and Family to a 36-6 record and its first Class 4A state title ... In fact, his dunk just before the final buzzer provided the 53-51 victory against Liberty Hill



# 2021-22 SEC STANDINGS

Through Feb. 26, 2022



	SEC	PCT.	HOME	AWAY	OVERALL	PCT.	HOME	ROAD	NEUTRAL	STRK
1. Auburn	13-3	.813	8-0	5-3	25-4	.862	15-0	7-3	3-1	L1
2. <b>Arkansas</b>	<b>12-4</b>	<b>.750</b>	<b>7-1</b>	<b>5-3</b>	<b>23-6</b>	<b>.793</b>	<b>16-1</b>	<b>5-3</b>	<b>2-2</b>	<b>W4</b>
Tennessee	12-4	.750	8-0	4-4	21-7	.750	15-0	5-5	1-2	W2
Kentucky	12-4	.750	8-0	4-4	23-6	.793	17-0	5-5	1-1	L1
5. Alabama	9-7	.563	6-2	3-5	19-10	.655	13-2	3-6	3-2	W2
6. LSU	8-8	.500	6-2	2-6	20-9	.690	14-2	2-7	4-0	W1
Florida	8-8	.500	5-3	3-5	18-11	.621	12-4	3-6	3-1	W1
South Carolina	8-8	.500	4-4	4-4	17-11	.607	10-4	4-6	2-1	L1
Mississippi State	8-8	.500	7-1	1-7	17-12	.586	14-2	1-8	2-2	W1
10. Texas A&M	7-9	.438	5-4	2-5	18-11	.621	13-4	3-5	2-2	W2
11. Vanderbilt	6-10	.375	4-4	2-6	14-14	.500	9-7	4-7	1-0	L2
12. Missouri	4-12	.250	2-6	2-6	10-19	.345	7-8	2-9	1-2	L5
Ole Miss	4-12	.250	2-6	2-6	13-16	.448	10-6	2-7	1-3	L2
14. Georgia	1-15	.063	1-7	0-8	6-23	.207	6-12	0-9	0-2	L9

AP (Feb 28)		
1	Gonzaga (46)	24-3 1,504
2	Arizona	25-3 1,360
3	Baylor (4)	24-5 1,342
4	Duke (11)	25-4 1,306
5	<b>AUBURN</b>	<b>25-4 1,268</b>
6	Kansas	23-5 1,224
7	<b>KENTUCKY</b>	<b>23-6 1,215</b>
8	Purdue	24-5 1,129
9	Providence	24-3 1,021
10	Wisconsin	23-5 865
11	Villanova	21-7 861
12	Texas Tech	22-7 850
13	<b>TENNESSEE</b>	<b>21-7 770</b>
14	<b>ARKANSAS</b>	<b>23-6 759</b>
14	Houston	24-4 759
16	USC	25-4 557
17	UCLA	21-6 498
18	UConn	21-7 480
19	Saint Mary's	24-6 449
20	Illinois	20-8 383
21	Texas	21-8 364
22	Murray State	28-2 333
23	Ohio State	18-8 191
24	Iowa	20-8 99
25	<b>ALABAMA</b>	<b>19-10 90</b>

COACHES (Feb 28)		
1	Gonzaga (20)	24-3 771
2	Duke (9)	25-4 726
3	Arizona	25-3 707
4	Baylor (1)	24-5 649
5	<b>AUBURN (1)</b>	<b>25-4 643</b>
6	<b>KENTUCKY (1)</b>	<b>23-6 638</b>
7	Kansas	23-5 615
8	Providence	24-3 596
9	Purdue	24-5 545
10	Wisconsin	23-5 522
11	Villanova	21-7 458
12	Texas Tech	22-7 415
13	<b>TENNESSEE</b>	<b>21-7 401</b>
14	Houston	24-4 376
15	<b>ARKANSAS</b>	<b>23-6 356</b>
16	Southern Cal	25-4 319
17	Illinois	20-8 271
18	UCLA	21-6 252
19	Connecticut	21-7 244
20	Saint Mary's	24-6 220
21	Texas	21-8 195
22	Murray State	28-2 166
23	Ohio State	18-8 104
24	<b>ALABAMA</b>	<b>19-10 44</b>
25	Michigan State	19-9 42
25	Iowa	20-8 42

RECEIVING VOTES: Boise State 56, Davidson 20, Colorado State 19, South Dakota State 12, Notre Dame 9, **LSU** 7, Michigan State 6, San Diego State 5, Marquette 4, Iowa State 4, North Texas 3, Vermont 2, Northern Iowa 1.

RECEIVING VOTES: Colorado St. 14; Boise St. 13; Notre Dame 10; Marquette 9; Wake Forest 8; Wyoming 6; Seton Hall 6; North Texas 4; San Francisco 3; North Carolina 3; Iowa State 2; Creighton 2; South Dakota State 1; San Diego St. 1; Miami-Florida 1.

UPCOMING SEC SCHEDULE		
Tuesday, March 1	TV	CT
*Tennessee at Georgia	SEC	5:30 pm
*Ole Miss at Kentucky	ESPN	6:00 pm
*Missouri at South Carolina	ESPN	6:00 pm
*Florida at Vanderbilt	SEC	7:30 pm
Wednesday, March 2	TV	CT
*Texas A&M at Alabama	SEC	6:00 pm
*Auburn at Mississippi State	SEC	8:00 pm
*LSU at Arkansas	ESPN2	8:00 pm
Saturday, March 5	TV	CT
*Arkansas at Tennessee	ESPN	11:00 am
*Alabama at LSU	CBS	11:00 am
*South Carolina at Auburn	SEC	12:00 pm
*Kentucky at Florida	CBS	1:00 pm
*Georgia at Missouri	SEC	2:30 pm
*Vanderbilt at Ole Miss	SEC	5:00 pm
*Mississippi State at Texas A&M	SEC	7:30 pm

HOGS RANKING BY WEEK				
WEEK	AP	COACH	NET *	
Preseason	16	15	No Poll	
Nov. 15	16	No Poll	No Poll	
Nov. 22	12	12	No Poll	
Nov. 29	10	9	No Poll	
Dec. 6	12	10	44	
Dec. 13	24	19	67	
Dec. 20	(31) RV-9	(26) RV-36	91	
Dec. 27	--	(26) RV-36	90	
Jan. 3	--	(30) RV-15	90	
Jan. 10	--	--	92	
Jan. 17	--	--	56	
Jan. 24	--	--	55	
Jan. 31	(33) RV-7	(T39) RV-3	46	
Feb. 7	(27) RV-74	(30) RV-27	37	
Feb. 14	23	24	33	
Feb. 14	18	18	23	
Feb. 28	14	15	23	
Mar. 7	--	--	23	
Mar. 14	--	--	23	
Apr. 5	--	--	23	

## ARKANSAS IN THE POLLS

*Ranking in AP Poll unless \* \* \* indicating only ranked in the Coaches Poll*

As	Overall	H	A	N	Last Meeting	Last Win
As #1	16-4	8-0	6-2	2-2	W, 97-79 vs #14 Georgetown @MEM (11/27/94)	Same
As #2	38-4	17-1	7-0	14-3	W, 76-72 vs #2 Duke @NCAA (4/4/94)	Same
As #3	29-5	13-0	10-5	6-0	W, 97-79 vs Tennessee (1/7/95)	Same
As #4	13-2	8-0	3-2	2-0	W, 94-71 at Missouri (12/3/94)	Same
As #5	13-8	1-1	2-4	10-3	L (OT), 93-95 vs #3 Kentucky @SEC (3/12/95)	69-58 vs #20 Alabama @SEC (3/11/95)
As #6	18-3	6-0	5-0	7-3	L, 78-89 vs #1 UCLA @NCAA (4/3/95)	75-68 vs #4 N. Carolina @NCAA (4/1/95)
As #7	18-1	4-0	7-0	7-1	W, 68-66 vs Auburn (3/4/95)	Same
As #8	9-10	6-1	1-5	2-4	L, 71-78 vs LSU @SEC (3/13/21)	70-64 vs Missouri @SEC (3/12/21)
As #9	22-5	5-1	6-1	11-3	W, 94-92 vs #5 Kentucky (1/29/95)	Same
As #10	17-4	8-1	2-1	6-2	W, 93-78 vs Little Rock (12/4/21)	Same
As #11	20-6	10-2	6-4	4-0	W, 89-73 vs South Carolina (2/15/92)	Same
As #12	22-9	11-0	8-5	2-4	L, 88-66 vs Oklahoma (12/11/21)	86-66 vs Charlotte (12/8/21)
As #13	17-5	11-1	3-4	3-0	W, 76-60 vs Penn (11/28/21)	Same
As #14	28-4	12-0	8-1	8-3	W, 93-83 vs Vanderbilt (2/7/98)	Same
As #15	15-3	4-1	9-1	2-1	L, 54-63 vs Southern Miss (11/18/00)	90-68 vs Tennessee State (11/17/00)
As #16	17-6	12-1	3-4	2-1	W, 93-80 vs UNI (11/17/21)	Same
As #17	15-8	5-0	5-2	****5-6	L, 72-82 vs #21 Iowa @NCAA (3/13/99)	94-80 vs Siena @NCAA (3/11/99)
As #18	20-9	*10-4	8-4	2-1	W, 75-73 vs #6 Kentucky (2/26/22)	Same
As #19	16-7	8-2	3-3	5-2	L, 82-96 vs Ole Miss (1/17/15)	67-45 vs Wofford (11/9/07)
As #20	24-4	**11-0	1-0	****12-4	W, 83-75 vs LSU (2/27/21)	Same
As #21	6-4	3-0	0-1	3-3	L, 78-87 vs #15 N. Carolina @NCAA (3/21/15)	56-53 vs Wofford @NCAA (3/19/15)
As #22	8-5	4-1	2-3	2-1	L, 77-78 at Auburn (1/6/18)	84-79 (OT) vs Miss State @SEC (3/6/99)
As #23	7-1	5-0	2-1	0-0	W, 58-48 vs #16 Tennessee (2/19/22)	Same
As #24	7-1	4-0	3-0	0-1	L, 89-81 vs Hofstra @ NLR (12/18/21)	Same
As #25	5-2	5-0	0-1	0-1	W, 94-77 vs Iona (11/30/14)	Same
TOT.	416-122	191-17	110-56	115-49		

ARKANSAS VERSUS THE POLLS									
Ranking in AP Poll unless * indicating only ranked in the Coaches Poll									
Vs	Overall	H	A	N	Last Meeting	Last Win			
Vs #1	2-11	1-2	0-2	1-7	W, 80-76 OT vs Auburn (02/08/22)	Same			
Vs #2	6-8	5-2	0-5	1-1	W, 80-69 vs Florida (2/5/13)	Same			
Vs #3	0-15	0-1	0-3	0-11	L, 72-81 vs Baylor @ NCAA (3/29/21)	--			
Vs #4	5-12	2-2	1-7	2-3	L, 66-70 at Kentucky (2/26/19)	96-88 vs Oklahoma (12/30/08)			
Vs #5	4-4	4-1	0-1	0-2	W, 74-71 vs Texas A&M (1/27/16)	Same			
Vs #6	7-11	4-3	0-5	3-3	W, 75-73 vs Kentucky (2/26/22)	Same			
Vs #7	1-5	1-0	0-1	0-4	W, 67-64 vs Texas (1/6/09)	Same			
Vs #8	3-4	2-0	1-3	0-1	L, 65-82 vs Kentucky @SEC (3/12/17)	88-61 vs Alabama (1/6/07)			
Vs #9	2-5	0-0	1-4	1-1	L, 74-79 at Tennessee (2/6/21)	91-82 vs Arizona @NCAA (4/2/94)			
Vs #10	5-4	2-2	2-1	1-1	W (OT), 86-81 at Missouri (2/13/21)	Same			
Vs #11	5-8	2-2	1-4	2-2	L (OT), 76-79 vs Auburn (2/4/20)	104-93 vs Missouri (12/5/95)			
Vs #12	7-9	2-2	2-4	*3-3	W, 65-58 at LSU (1/15/22)	Same			
Vs #13	6-3	3-0	0-1	3-2	L, 66-84 vs Tennessee @SEC (3/10/18)	87-85 vs Kentucky (1/14/14)			
Vs #14	5-7	3-2	0-3	2-2	L, 64-67 at Texas Tech (1/26/19)	91-82 vs Auburn (2/27/18)			
Vs #15	3-5	3-0	0-2	0-3	L, 78-88 vs N. Carolina @NCAA (3/21/15)	98-88 vs Mississippi State (1/17/12)			
Vs #16	4-7	2-2	0-4	2-1	W, 58-48 vs Tennessee (2/19/22)	Same			
Vs #17	3-3	1-2	1-0	1-1	W (OT), 71-67 at Kentucky (2/27/14)	Same			
Vs #18	5-7	1-2	2-3	2-2	L, 67-84 at Ole Miss (1/19/19)	80-73 at Ole Miss (1-31-10)			
Vs #19	8-3	3-1	3-1	2-1	W, 90-89 at LSU (2/2/19)	Same			
Vs #20	10-5	4-2	1-2	5-1	L, 69-92 at Texas A&M (1/2/16)	66-64 vs Michigan (1/21/12)			
Vs #21	5-3	2-1	1-0	2-2	W, 68-66 vs TX Tech @NCAA (3/21/21)	Same			
Vs #22	4-2	4-1	0-1	0-0	W (OT), 77-76 vs Kentucky (2/23/11)	Same			
Vs #23	3-7	1-2	0-3	2-2	W, 80-72 vs Florida @SEC (3/9/18)	Same			
Vs #24	2-4	1-2	*0-1	*1-1	*L, 59-90 at Alabama (1/16/21)	*86-72 vs Indiana @NCAA (3/21/08)			
Vs #25	4-4	*3-2	0-0	1-2	L, 72-81 vs Florida (12/29/16)	82-74 vs Vanderbilt (1/31/16)			
TOT.	109-156	56-36	16-61	36-59	L, 72-81 vs #3 Baylor @NCAA (3/29/21)	68-66 vs #21 TX Tech @NCAA (3/21/21)			



# VERSUS 2021-22 OPPONENTS

## NON-CONFERENCE

School	Gms	Series Record	H	A	N	Last Meeting
Central Arkansas	7	Arkansas Leads, 7-0	4-0	3-0	0-0	H - W, 100-75 (12/12/20)
Charlotte	2	Arkansas Leads, 2-0	2-0	0-0	0-0	H - W, 86-66 (12/07/21)
Cincinnati	5	Arkansas Trails, 2-3	0-1	0-1	2-1	N - W, 73-67 (11/23/21)
Elon	2	Arkansas Leads, 2-0	2-0	0-0	0-0	W - H, 81-55 (12/21/21)
Gardner-Webb	2	Arkansas Leads, 2-0	2-0	0-0	0-0	H - W, 86-69 (11/13/21)
Hofstra	3	Arkansas Leads, 2-1	1-0	0-0	1-1	N - 89-81 @ NLR (12/18/21)
Kansas State	12	Arkansas Trails, 4-8	2-1	1-2	1-5	N - W, 72-64 (11/22/21)
Little Rock	1	Arkansas Leads, 1-0	1-0	0-0	0-0	H - W, 93-78 (12/04/21)
Mercer	6	Arkansas Leads, 5-1	2-0	0-0	3-1	H - W, 74-61 (11/09/21)
Northern Iowa	1	Arkansas Leads, 1-0	1-0	0-0	0-0	H - W, 93-80 (11/17/21)
Oklahoma	29	Arkansas Leads, 16-13	8-5	3-7	5-1	N - L, 88-66 (12/11/21)
Penn	1	Arkansas Leads, 1-0	1-0	0-0	0-0	H - W, 76-60 (1/28/21)
West Virginia	2	Arkansas Leads, 2-0	1-0	0-0	1-0	H - W, 77-68 (01/29/22)

## SOUTHEASTERN CONFERENCE

School	Gms	Series Record	H	A	N	Last Meeting
Alabama	66	Arkansas Leads, 36-30	20-6	8-22	8-2	A - L, 68-67 (02/12/22)
• SEC Only	56	Arkansas Leads, 29-27	20-6	8-20	1-1	
Auburn	57	Arkansas Leads, 37-20	23-5	13-14	1-1	H - W, 80-76 OT (02/08/22)
• SEC Only	56	Arkansas Leads, 37-19	23-5	13-14	1-0	
Florida	40	Arkansas Trails, 14-26	9-7	3-14	2-5	A - W, 82-74 (02/22/22)
• SEC Only	SAME					
Georgia	41	Arkansas Leads, 25-16	12-3	6-10	6-3	A - W, 99-73 (02/02/22)
• SEC Only	SAME					
Kentucky	46	Arkansas Trails, 13-33	8-8	4-15	1-10	H - W, 75-73 (02/26/22)
• SEC Only	41	Arkansas Trails, 13-28	8-8	4-13	1-8	
LSU	73	Arkansas Leads, 39-34	21-8	13-19	5-7	
• SEC Only	64	Arkansas Leads, 35-29	21-8	12-18	2-3	
Ole Miss	84	Arkansas Leads, 51-33	17-11	10-20	24-2	A - W, 64-55 (01/26/22)
• SEC Only	55	Arkansas Leads, 29-27	17-10	10-18	1-0	
Mississippi State	67	Arkansas Leads, 35-32	23-8	7-23	5-1	H - W, 63-55 (02/05/22)
• SEC Only	58	Arkansas Leads, 30-28	22-7	6-21	2-0	
Missouri	58	Arkansas Leads, 32-26	18-10	12-16	2-0	A - W, 76-57 (02/15/22)
• SEC Only	21	Arkansas Leads, 13-8	8-2	4-6	1-0	
South Carolina	37	Arkansas Leads, 22-15	12-5	7-8	3-2	H - W, 75-59 (01/18/22)
• SEC Only	SAME					
Tennessee	45	Arkansas Trails, 22-23	12-4	4-14	6-5	H - W, 68-58 (02/19/22)
• SEC Only	41	Arkansas Trails, 19-22	12-4	4-14	3-4	
Texas A&M	163	Arkansas Leads, 105-58	60-15	38-39	7-4	H - W, 76-73 OT (01/24/22)
• SEC Only	17	Arkansas Leads, 10-7	8-1	2-6	0-0	
Vanderbilt	42	Arkansas Leads, 29-13	16-4	8-8	5-1	H - L, 75-74 (01/04/21)
• SEC Only	40	Arkansas Leads, 28-12	15-4	8-7	5-1	

## AT THE SEC TOURNEY

Overall: ..... 28-28  
 1st Rd: ..... 4-10  
 2nd Rd: ..... 1-2  
 Quarterfinal: ..... 15-2  
 Semifinal: ..... 7-8  
 Final: ..... 1-6

## RECORD BY OPPONENT

Opponent	Record	Last Meeting
Alabama	1-1	1995, W, 69-58 (Semis)
Auburn	1-0	2000, W, 75-67 (Final)
Florida	2-5	2019, L, 66-50 (2nd)
Georgia	6-3	2015, W, 60-49 (Semis)
Kentucky	1-9	2017, L, 82-65 (Final)
LSU	2-3	2021, L, 78-71 (Semis)
Ole Miss	1-0	2017, W, 73-72 (Quart)
Mississippi State	2-0	2007, W, 81-72 (Semis)
Missouri	1-0	2021, W, 70-64 (Quart)
South Carolina	3-2	2018, W, 69-64 (2nd)
Tennessee	3-4	2018, L, 84-66 (Semis)
Texas A&M	0-0	n/a
Vanderbilt	5-1	2020, W, 86-73 (1st)

## AT THE NCAA TOURNEY

Overall: ..... 45-33  
 1st Rd: ..... 17-8  
 2nd Rd: ..... 10-10  
 Sweet 16: ..... 7-5  
 Elite 8: ..... 6-4  
 Final Four: ..... 2-4  
 Championship: ..... 1-1  
 Regional/Final Consolations: ..... 2-1

## RECORD BY OPPONENT

Opponent	Record	Last Meeting
Alabama	1-0	1991, W, 93-70 (Sweet 16)
Arizona	1-0	1994, W, 91-82 (Final 4)
Arizona State	1-0	1991, W, 97-90 (2nd)
Baylor	0-1	2021, L, 81-72 (Elite 8)
Bucknell	0-1	2006, L, 59-55 (1st)
Butler	0-1	2018, L, 79-62 (1st)
Cal St-Fullerton	1-0	1979, W, 61-58 (Elite 8)
Cincinnati	0-1	1958, L, 97-62 (Final 4 con)
Colgate	1-0	2021, W, 85-68 (1st)
Dayton	1-0	1990, W, 86-84 (2nd)
Duke	1-1	1994, W, 76-72 (Final)
Georgetown	1-1	2001, L, 63-61 (1st)
Georgia State	1-0	1991, W, 117-76 (1st)
Holy Cross	1-0	1993, W, 94-64 (1st)
Indiana	1-0	2008, W, 86-72 (1st)
Indiana State	0-1	1980, L, 73-71 (Elite 8)
Iowa	1-1	1999, L, 82-72 (2nd)
Kansas	0-1	1991, L, 93-71 (Elite 8)
Kansas State	0-2	1982, L, 65-64 (2nd)
Kentucky	0-1	1979, L, 64-59 (Final 4)
LSU	0-1	1981, L, 75-56 (Sweet 16)
Louisville	2-2	1989, L, 93-74 (2nd)
Loyola-Marymount	1-0	1989, W, 120-101 (1st)
Marquette	1-0	1996, W, 65-56 (2nd)
UMass	0-1	1996, L, 79-63 (Sweet 16)
Memphis	1-1	1995, W, 96-91 OT (Sweet 16)
Mercer	1-0	1981, W, 73-67 (1st)
Miami (Fla.)	0-1	2000, L, 75-71 (1st)
Michigan	1-0	1994, W, 76-68 (Elite 8)
Murray State	1-0	1992, W, 80-60 (1st)
Nebraska	1-0	1998, W, 74-65 (1st)

# #PROHOGS

40

NBA Draft  
Selections

16

All-Star Game  
Appearances

14

All-Defensive  
Team Honors



### PATRICK BEVERLEY

- 10th Year in NBA
- 3x NBA All-Defensive Team
- 2009 - 2nd RD/42nd overall



### DANIEL GAFFORD

- 3rd Year in NBA
- 2019 - 2nd RD/38th overall



### ISAIAH JOE

- 2nd Year in NBA
- 2020 - 2nd RD/49th overall



### JOE JOHNSON

- 18th Year in NBA
- Signed 10-day on Dec. 22
- 2001 - 1st RD/10th overall



### MASON JONES

- 2nd Year in NBA
- Two-Way Contract



### MOSES MOODY

- 1st Year in NBA
- 1st Hog to be "1 & Done"
- 2021 - 1st RD/14th Pick



### BOBBY PORTIS

- 7th Year in NBA
- 2021 NBA Champion
- 2015 - 1st RD/22nd overall

13

First Round  
Draft Picks

7

All-NBA  
Selections

5

NBA  
Champions



## PROHOGS AROUND THE WORLD

Adrio Bailey	Sopron KC (Hungary)
Jaylen Barford	Astana (Kazakhstan)
Coty Clarke	Nagoya DD (Japan)
Jeantal Cylla	Union SF (Argentina)
Jabril Durham	Fortitudo (Italy)
Courtney Fortson	Bney Herzliya (Israel)
Sergio Gipson	Triplets (USA BIG3)
Dusty Hannahs	Adelaide 36ers (Australia)
Delvon Johnson	Usti n/Labem (Czech Republic)
Moses Kingsley	Ionikos (Greece)
Daryl Macon	Panathinaikos (Greece)
Rashad Madden	Brno (Czech Republic)
Jannero Pargo	Triplets (USA BIG3)
Michael Qualls	Craiova (Romania)
Justin Smith	Raptors 905 (NBA G League)
Jalen Tate	Giessen 46ers (Germany)
Charles Thomas	Nantes (France)
Dustin Thomas	Ironi Nahariya (Israel)
Sony Weems	Guangdong Southern Tigers (China)
Jimmy Whitt Jr.	Canton Charge (NBA G League)







## ERIC MUSSELMAN

### ARKANSAS HEAD COACH

#### San Diego, 1987

68-25 • 2nd year as Arkansas head coach  
178-59 • 7th year as collegiate head coach  
503-291 • 14 seasons as professional head coach

- 1996 USBL Coach of the Year
- 2003 NBA Coach of the Year Runner-Up
- 2012 NBA D-League Coach of the Year
- 2016 Bleacher Report's Mountain West Coach of the Year
- 2017 USBWA District VIII Coach of the Year
- 2018 USBWA District VIII Coach of the Year
- 2018 NABC District 17 Coach of the Year
- 2018 Mountain West Coach of the Year
- 2021 Jim Phelan Coach of the Year Finalist
- 2021 Werner Ladder Naismith Coach of the Year Semifinalist
- 2021 Basketball Times Midlands District Coach of the Year

## COLLEGIATE HEAD COACHING RECORD

Year	Overall	Conf	Finish	Conf Tourn	NCAA/CBI Postseason
2015-16	24-14	10-8	MW (T4th)	1-1	5-1 • CBI Champion
2016-17	28-7	14-4	<b>MW (1st)</b>	3-0 *	0-1 • #12 seed NCAA 1st Rd
2017-18	29-8	15-3	<b>MW (1st)</b>	1-1	2-1 • #7 seed NCAA Sweet 16
2018-19	29-5	15-3	<b>MW (1st)</b>	1-1	0-1 • #7 seed NCAA 1st Rd
2019-20	20-12	7-11	SEC (T10th)	1-0 +	Canceled
2020-21	25-7	13-4	SEC (2nd)	1-1	3-1 • #3 seed Elite 8
2021-22	23-6	12-4			
<b>Totals</b>	<b>178-59</b>	<b>86-37</b>		<b>8-4</b>	<b>10-5 (5-4 NCAA / 5-1 CBI)</b>

\* - Tournament champion / + - SEC Tourney canceled after Rd 1 due to COVID

## MUSSELMAN'S CAREER AS HEAD COACH

NOTE: Professional basketball **DOES NOT** count postseason toward season W-L record nor to head coach W-L record

Year	Team	League	Record	Note for the Season	Reg. Season Div./Conf. Finish	Postseason
1989-90	Rapid City	CBA	42-14	<b>MOST WINS IN CBA</b>	1st National Conf.	Finals (8-8) *
1991-92	Rapid City	CBA	37-19	<b>2nd-most wins in CBA</b>	1st National Conf.	Finals (9-7) *
1992-93	Rapid City	CBA	44-12	<b>MOST WINS IN CBA</b>	1st National Conf.	Conf. Finals (5-3) *
1993-94	Rapid City	CBA	37-19	<b>MOST WINS IN CBA</b>	1st National Conf.	Conf. Finals (5-5) *
1994-95	Rapid City	CBA	31-25	6th-most wins in CBA	5th National Conf.	Conf. 1st Rd (0-2) *
1995-96	Florida	CBA	41-15	<b>MOST WINS IN CBA</b>	1st National Conf.	Conf. Finals (5-3) *
1996-97	Florida	CBA	38-18	<b>2nd-most wins in CBA</b>	1st American Conf.	Finals (7-6) *
1995	Florida	USBL	25-2	<b>MOST WINS IN USBL</b>	1st Overall	Champion (1-0) *
1996	Florida	USBL	28-1	<b>MOST WINS IN USBL</b>	1st Southern Div.	Champion (3-0) *
2002-03	Golden State	NBA	38-44	6th Pacific Division	11th Western Conf.	--
2003-04	Golden State	NBA	37-45	T4th Pacific Division	11th Western Conf.	--
2006-07	Sacramento	NBA	33-49	5th Pacific Division	11th Western Conf.	--
2010-11	Reno	D-League	34-16	<b>2nd-most wins in NBADL</b>	1st Western Conf.	Semifinals (2-3) *
2011-12	Los Angeles	D-League	38-12	<b>MOST WINS IN NBADL</b>	1st Western Conf.	Finals (5-2) *
2015-16	Nevada	NCAA	24-14	<b>Led NCAA in FT Made</b>	T4th Mountain West	CBI Champion (5-1)
2016-17	Nevada	NCAA	28-7	T16th for Most wins NCAA	1st Mountain West	#12 seed - NCAA 1st Rd (0-1)
2017-18	Nevada	NCAA	29-8	2nd in NCAA in A-T0 ratio	1st Mountain West	#7 seed - NCAA Sweet 16 (2-1)
2018-19	Nevada	NCAA	29-5	7th in NCAA in W-L%	1st Mountain West	#7 seed - NCAA 1st Rd (0-1)
2019-20	Arkansas	NCAA	20-12	<b>Led NCAA in 3Pt% Def</b>	T10th SEC	Canceled
2020-21	Arkansas	NCAA	25-7	<b>NCAA: 2nd FT/11th Scoring</b>	2nd SEC	#3 seed - NCAA Elite 8 (3-1)
2021-22	Arkansas	NCAA	23-6			
2010	Dominican Team		5-1	Silver Medal Centrobasket Championship		
2011	Venezuelan Team		12-9	5th FIBA Americas Championship		
2012	Venezuelan Team		7-4	Silver Medal FIBA South American Championship		

## MUSSELMAN COMPOSITE COACHING RECORD

COLLEGIATE	7th Yr	Overall	Conf	Conf Tourn	NCAA/CBI	ALL POST
Nevada	4 yrs	155-53	74-33	8-4	5-4 / 5-1	18-9
Arkansas	3rd yr	110-34	54-18	6-3	2-3 / 5-1	13-7
		68-25	32-19	2-1	3-1 / ---	5-2
<b>PROFESSIONAL</b>	<b>14 Seasons</b>	<b>503-291</b>	<b>(50-39 Postseason *)</b>			
<b>CBA</b>	<b>7 years</b>	<b>270-122</b>	<b>(39-34 Postseason*)</b>			
Rapid City	5 years	191-89	(27-25 Postseason *)			
Florida	2 years	79-33	(12-9 Postseason *)			
<b>USBL</b>	<b>2 years</b>	<b>53-3</b>	<b>(4-0 Postseason *)</b>			
Florida	2 years	53-3	(4-0 Postseason *)			
<b>NBA</b>	<b>3 years</b>	<b>108-138</b>	<b>--</b>			
Golden State	2 years	75-89	--			
Sacramento	1 year	33-49	--			
<b>D-League</b>	<b>2 years</b>	<b>72-28</b>	<b>(7-5 Postseason *)</b>			
Reno	1 year	34-16	(2-3 Postseason *)			
Los Angeles	1 year	28-12	(5-2 Postseason *)			
<b>INTERNATIONAL</b>	<b>3 Years</b>	<b>24-14</b>	<b>--</b>			
Dominican	1 years	5-1	--			
Venezuelan	2 years	19-13	--			

\* - Note, professional basketball does not include playoff results in W-L record

\* - Musselman's pro record including playoffs is 553-330

## MUSSELMAN STOPS BY YEAR

1989-90	Head Coach	Rapid City Thrillers	CBA
1990-91	Asst. Coach	Minnesota Timberwolves	NBA
1991-92	Head Coach	Rapid City Thrillers	CBA
1992-93	Head Coach	Rapid City Thrillers	CBA
1993-94	Head Coach	Rapid City Thrillers	CBA
1994-95	Head Coach	Rapid City Thrillers	CBA
Spring '95	Head Coach	Florida Sharks	USBL
1995-96	Head Coach	Florida Beachdogs	CBA
Spring '96	Head Coach	Florida Sharks	USBL
1996-97	Head Coach	Florida Beachdogs	CBA
1998-99	Asst. Coach	Orlando Magic	NBA
1999-00	Asst. Coach	Orlando Magic	NBA
2000-01	Asst. Coach	Atlanta Hawks	NBA
2001-02	Asst. Coach	Atlanta Hawks	NBA
2002-03	Head Coach	Golden State Warriors	NBA
2003-04	Head Coach	Golden State Warriors	NBA
2004-05	Asst. Coach	Memphis Grizzlies	NBA
2005-06	Asst. Coach	Memphis Grizzlies	NBA
2006-07	Head Coach	Sacramento Kings	NBA
2007-10	• DID NOT COACH FOR 3 SEASONS •		
2010-11	Head Coach	Reno Bighorns	NBADL
2011-12	Head Coach	Los Angeles Defenders	NBADL
2012-13	Asst. Coach	Arizona State Sun Devils	NCAA
2013-14	Assoc. HC	Arizona State Sun Devils	NCAA
2014-15	Assoc. HC	LSU Tigers	NCAA
2015-16	Head Coach	Nevada Wolf Pack	NCAA
2016-17	Head Coach	Nevada Wolf Pack	NCAA
2017-18	Head Coach	Nevada Wolf Pack	NCAA
2018-19	Head Coach	Nevada Wolf Pack	NCAA
2019-20	Head Coach	Arkansas Razorbacks	NCAA
2020-21	Head Coach	Arkansas Razorbacks	NCAA
2021-22	Head Coach	Arkansas Razorbacks	NCAA



## MUSSELMAN AT A GLANCE

Eric Musselman was named Arkansas' 13th head men's basketball coach on April 7, 2019. He has over 30 years of coaching experience, including his seventh as a collegiate head coach and 14 as a professional head coach.

In his first six years as a collegiate head coach, Musselman has won at least 20 games each season (24, 28, 29, 29, 20 and 20), advanced to all five postseasons played (including four straight NCAA tournaments) and reached two NCAA Sweet 16's, including an Elite 8 appearance with the Razorbacks in 2021.

Prior to entering the collegiate head coaching ranks, Musselman was a head coach for seven professional teams, including two seasons with the Golden State Warriors (2002-04) and one with the Sacramento Kings (2006-07). He won over 550 games as a professional head coach with a combined winning percentage of .626 (553-330).

Musselman played collegiately at the University of San Diego and helped the Toreros to NCAA Tournament berths in 1984 and 1987. He was recipient of the program's Bugelli Leadership Award as a senior.

Musselman is married to Danyelle Sargent Musselman, who has worked at ESPN, Fox Sports and the NFL Network as a broadcaster. Musselman has two sons, Michael and Matthew, and the couple has a daughter, Mariah.

Musselman's father Bill was also an NBA head coach and they were the first father-son combination to become head coaches in the NBA.

## MUSSELMAN DID YOU KNOWS

- Named General Manager of CBA's Rapid City Thrillers at age of 22. The next year, became head coach of the Thrillers at he age of 23, the youngest coach in CBA history.
- From 1990-1997, had 26 players called up to the NBA, the highest number in the league during that span.
- Is the only person in CBA history to coach in five league All-Star Games (1990, 1992, 1993, 1994, 1997)
- The first coach in professional basketball history to win 100 games by the age of 28.
- At the age of 37, named head coach of the Golden State Warriors and was the youngest head coach ever hired by an NBA team at the time.
- He and his father, Bill, were first father-son combination to both become head coaches in NBA history.
- In 2003, was runner-up to Gregg Popovich for NBA Coach of the Year Award voting (231 points, including 26 first-place votes).
- Is the CBA's third all-time winningest coach (270-122 in seven seasons) and the most successful coach (54-3 in two seasons) in the history of the United States Basketball League.
- Led CBA in scoring (116.7 ppg) in 1992-93 and was 2nd in NBA in scoring (102.4 ppg) in 2002-03.
- Only needed 130 games to win his 100th game as a collegiate head coach. He was the 27th-fastest coach in NCAA history to reach 100 wins but was the ninth-fastest since 1970.
- In his first season at Arkansas, the Razorbacks led the NCAA in 3-point field goal percentage defense.

## MUSSELMAN VS. ALL OPPONENTS

Opponent	Overall	at Nevada	at Arkansas	Last Meeting
Abilene Christian	1-0	0-0	1-0	12/20/20
Air Force	7-0	7-0	0-0	03/05/19
Akron	1-0	1-0	0-0	12/22/18
<b>Alabama</b>	<b>2-2</b>	<b>0-0</b>	<b>2-2</b>	<b>02/12/22</b>
Arizona State	1-0	1-0	0-0	12/07/18
Arkansas-Little Rock	1-0	1-0	0-0	11/16/18
<b>Auburn</b>	<b>3-1</b>	<b>0-0</b>	<b>3-1</b>	<b>02/08/22</b>
Austin Peay	1-0	0-0	1-0	11/12/19
Baylor	0-1	0-0	0-1	03/29/21
Boise State	7-2	7-2	0-0	02/02/19
Bradley	1-0	1-0	0-0	12/03/16
Buffalo	1-0	1-0	0-0	11/25/16
BYU	1-0	1-0	0-0	11/06/18
Cal State Fullerton	0-1	0-1	0-0	11/28/15
California Baptist	1-0	1-0	0-0	11/19/18
<b>Central Arkansas</b>	<b>2-0</b>	<b>0-0</b>	<b>2-0</b>	<b>12/01/21</b>
<b>Charlotte</b>	<b>1-0</b>	<b>0-0</b>	<b>1-0</b>	<b>12/11/21</b>
<b>Cincinnati</b>	<b>2-0</b>	<b>1-0</b>	<b>1-0</b>	<b>11/23/21</b>
Coastal Carolina	1-0	1-0	0-0	11/13/15
Colgate	1-0	0-0	1-0	03/19/21
Colorado State	7-1	7-1	0-0	02/02/19
Davidson	1-0	1-0	0-0	11/21/17
Drake	1-0	1-0	0-0	12/12/15
Eastern Washington	1-0	1-0	0-0	03/21/16
<b>Elon</b>	<b>1-0</b>	<b>0-0</b>	<b>1-0</b>	<b>12/21/21</b>
<b>Florida</b>	<b>2-2</b>	<b>0-1</b>	<b>2-1</b>	<b>02/22/22</b>
Fresno Pacific	1-0	1-0	0-0	12/09/15
Fresno State	6-3	6-3	0-0	02/23/19
<b>Gardner-Webb</b>	<b>1-0</b>	<b>0-0</b>	<b>1-0</b>	<b>11/13/21</b>
<b>Georgia</b>	<b>2-1</b>	<b>0-0</b>	<b>2-1</b>	<b>02/02/22</b>
Georgia Tech	1-0	0-0	1-0	11/25/19
Grand Canyon	1-0	1-0	0-0	12/09/18
Hawai'i	1-1	1-1	0-0	11/24/17
<b>Hofstra</b>	<b>0-1</b>	<b>0-0</b>	<b>0-1</b>	<b>12/18/21</b>
Holy Names	1-0	1-0	0-0	11/30/15
Idaho	1-0	1-0	0-0	11/10/17
Illinois State	1-0	1-0	0-0	11/29/17
Indiana	1-0	0-0	1-0	12/29/19
Iona	1-1	1-1	0-0	11/26/16
Iowa State	0-1	0-1	0-0	03/16/17
<b>Kansas State</b>	<b>1-0</b>	<b>0-0</b>	<b>1-0</b>	<b>11/2/21</b>
<b>Kentucky</b>	<b>2-1</b>	<b>0-0</b>	<b>2-1</b>	<b>02/26/22</b>
<b>Little Rock</b>	<b>1-0</b>	<b>0-0</b>	<b>1-0</b>	<b>12/04/21</b>
Lipscomb	1-0	0-0	1-0	12/05/20
<b>LSU</b>	<b>3-3</b>	<b>0-0</b>	<b>3-3</b>	<b>01/15/22</b>
Loyola-Chicago	1-1	1-1	0-0	11/28/18
Loyola Marymount	1-0	1-0	0-0	11/14/16
<b>Ole Miss</b>	<b>2-0</b>	<b>0-0</b>	<b>2-0</b>	<b>01/27/21</b>
Massachusetts	1-0	1-0	0-0	11/23/18
<b>Mercer</b>	<b>1-0</b>	<b>0-0</b>	<b>2-0</b>	<b>11/09/21</b>
<b>Mississippi State</b>	<b>2-3</b>	<b>0-0</b>	<b>2-3</b>	<b>02/05/22</b>
Mississippi Valley	1-0	0-0	1-0	11/25/20
<b>Missouri</b>	<b>5-2</b>	<b>0-0</b>	<b>5-2</b>	<b>02/15/22</b>
Montana	2-0	1-0	1-0	11/16/19
Montana State	1-0	1-0	0-0	11/15/15
Morehead State	2-1	2-1	0-0	04/01/16
New Mexico	5-3	5-3	0-0	02/09/19
North Texas	2-0	0-0	2-0	11/29/20
<b>Northern Iowa</b>	<b>1-0</b>	<b>0-0</b>	<b>1-0</b>	<b>11/17/21</b>

## MUSSELMAN VS. ALL OPPONENTS

Opponent	Overall	at Nevada	at Arkansas	Last Meeting
Northern Kentucky	1-0	0-0	1-0	11/30/19
Oakland	1-0	1-0	0-0	11/23/16
<b>Ole Miss</b>	<b>0-3</b>	<b>0-0</b>	<b>3-0</b>	<b>01/27/22</b>
<b>Oklahoma</b>	<b>0-1</b>	<b>0-0</b>	<b>0-1</b>	<b>12/11/21</b>
Oklahoma State	0-1	0-0	0-1	01/30/21
Oral Roberts	2-0	0-0	2-0	03/27/21
Oregon State	1-1	1-1	0-0	11/18/16
Pacific	4-0	4-0	0-0	11/09/18
<b>Penn</b>	<b>1-0</b>	<b>0-0</b>	<b>1-0</b>	<b>11/28/21</b>
Portland State	1-0	1-0	0-0	11/25/15
Radford	1-0	1-0	0-0	12/17/17
Rhode Island	1-0	1-0	0-0	11/13/17
Rice	1-0	0-0	1-0	11/05/19
Saint Mary's	0-1	0-1	0-0	11/11/16
San Diego State	3-7	3-7	0-0	03/0/19
San Francisco	0-1	0-1	0-0	12/23/17
San Jose State	6-0	6-0	0-0	01/09/19
Santa Clara	2-0	2-0	0-0	11/15/17
<b>South Carolina</b>	<b>2-1</b>	<b>0-0</b>	<b>2-1</b>	<b>01/18/22</b>
South Dakota	1-0	0-0	1-0	11/22/19
South Dakota State	1-0	1-0	0-0	12/15/18
Southern	1-0	0-0	1-0	12/09/20
Southern Cal	1-0	1-0	0-0	12/01/18
Southern Illinois	1-0	1-0	0-0	12/22/17
<b>Tennessee</b>	<b>2-2</b>	<b>0-0</b>	<b>2-2</b>	<b>02/19/22</b>
Texas	1-0	1-0	0-0	03/16/18
<b>Texas A&amp;M</b>	<b>3-2</b>	<b>0-0</b>	<b>3-2</b>	<b>01/22/22</b>
Texas Tech	1-0	0-0	1-0	03/21/21
TCU	1-1	0-1	1-0	01/25/20
Texas Southern	1-0	0-0	1-0	11/19/19
Texas Tech	0-1	0-1	0-0	12/05/17
Towson	1-0	1-0	0-0	12/21/16
Tulsa	2-0	1-0	1-0	12/14/19
UC Davis	1-0	1-0	0-0	12/19/17
UC Irvine	2-0	2-0	0-0	12/02/17
UC Santa Barbara	1-0	1-0	0-0	12/22/16
UNLV	7-2	7-2	0-0	02/27/19
UT Arlington	1-0	0-0	1-0	12/02/20
Utah	1-0	1-0	0-0	12/29/18
Utah State	7-2	7-2	0-0	03/02/19
Valparaiso	1-0	0-0	1-0	12/21/19
<b>Vanderbilt</b>	<b>3-1</b>	<b>0-0</b>	<b>3-1</b>	<b>01/04/22</b>
Vermont	1-0	1-0	0-0	03/23/16
Washington	1-0	1-0	0-0	12/11/16
<b>West Virginia</b>	<b>1-0</b>	<b>0-0</b>	<b>1-0</b>	<b>01/29/22</b>
Western Kentucky	0-1	0-0	0-1	12/07/19
Wichita State	0-1	0-1	0-0	12/22/15
Wyoming	5-1	5-1	0-0	02/16/19

**Totals 178-59 110-34 68-25**

## MUSSELMAN VS. CONFERENCES

American Athletic	4-0	CAA	2-1	Ohio Valley	3-1
American East	1-0	C-USA	4-1	Pac-12	5-1
ACC	1-0	Horizon League	2-0	Patriot League	1-0
Atlantic Sun	2-0	Ind./Non D-1	2-0	SEC	33-21
Atlantic 10	3-0	Ivy League	1-0	SoCon	1-0
Big East	0-0	MAAC	1-1	Southland	2-0
Big Sky	6-0	Mid-American	1-0	SWAC	3-0
Big South	3-0	MEAC	0-0	Summit League	4-0
Big Ten	1-0	Missouri Valley	7-2	Sun Belt	4-0
Big 12	5-6	Mountain West	60-21	WCC	8-2
Big West	5-2	Northeast	0-0	WAC	2-0



## MUSSELMAN RECORD BREAKDOWN

<b>OVERALL:</b>	<b>178-59</b>
<b>- AT ARKANSAS.....</b>	<b>68-25</b>
Home:.....	104-11
Away:.....	48-34
Neutral:.....	26-14

<b>CONFERENCE GAMES:</b>	<b>86-37</b>
<b>- AT ARKANSAS.....</b>	<b>32-19</b>
Home:.....	52-11
Away:.....	34-26

<b>VS RANKED TEAMS:.... 9-9</b>	<b>AS RANKED TEAM: ..... 60-16</b>
<b>- AT ARKANSAS..... 7-6</b>	<b>- AT ARKANSAS ..... 22-4</b>
Home:.....	4-3 / 4-3 at Ark
Away:.....	2-3 / 2-2 at Ark
Neutral:.....	3-3 / 1-1 at Ark

<b>RECORD BY MONTH:</b>	
November:.....	40-4
December:.....	36-11
January:.....	38-17
February:.....	37-13
March:.....	24-14
April:.....	1-0

<b>WHEN LEADING AT HALFTIME:</b>	<b>136-7</b>
----------------------------------	--------------

at Arkansas ..... 52-3

<b>WHEN TRAILING AT HALFTIME:</b>	<b>40-51</b>
-----------------------------------	--------------

at Arkansas ..... 15-22

<b>WHEN TIED AT HALFTIME:</b>	<b>3-1</b>
-------------------------------	------------

at Arkansas ..... 1-0

<b>OUT-REBOUNDING OPP:</b>	<b>108-15</b>
----------------------------	---------------

at Arkansas ..... 38-5

<b>BEING OUT-REBOUNDED:</b>	<b>59-41</b>
-----------------------------	--------------

at Arkansas ..... 26-19

<b>REBOUNDS ARE EVEN:</b>	<b>11-2</b>
---------------------------	-------------

at Arkansas ..... 4-1

<b>WHEN SCORING FIRST:</b>	<b>107-26</b>
----------------------------	---------------

at Arkansas ..... 41-10

<b>WHEN OPPONENT SCORES FIRST:</b>	<b>71-33</b>
------------------------------------	--------------

at Arkansas ..... 27-15

<b>ONE-POSSESSION GAMES:</b>	<b>22-14</b>
------------------------------	--------------

at Arkansas ..... 7-6

<b>OVERTIME GAMES:</b>	<b>10-6</b>
------------------------	-------------

at Arkansas ..... 4-3

<b>GAMES DECIDED BY 1-5 PTS:</b>	<b>36-24</b>
----------------------------------	--------------

at Arkansas ..... 12-10

<b>GAMES DECIDED BY 6-10 PTS:</b>	<b>32-16</b>
-----------------------------------	--------------

at Arkansas ..... 17-8

<b>GAMES DECIDED BY 11-19 PTS:</b>	<b>55-12</b>
------------------------------------	--------------

at Arkansas ..... 22-4

<b>GAMES DECIDED BY 20-PLUS PTS:</b>	<b>45-7</b>
--------------------------------------	-------------

at Arkansas ..... 17-3

<b>SHOOTING 50 PERCENT OR BETTER:</b>	<b>56-2</b>
---------------------------------------	-------------

at Arkansas ..... 18-1

<b>SHOOTING PCT. BETTER THAN OPP:</b>	<b>148-11</b>
---------------------------------------	---------------

at Arkansas ..... 59-6

<b>SHOOTING PCT. WORSE THAN OPP:</b>	<b>29-47</b>
--------------------------------------	--------------

at Arkansas ..... 9-19

<b>SHOOTING PCT. SAME AS OPP:</b>	<b>1-1</b>
-----------------------------------	------------

at Arkansas ..... 0-0

<b>OUT-SCORING OPP BENCH:</b>	<b>85-7</b>
-------------------------------	-------------

at Arkansas ..... 32-6

<b>OUT-SCORED BY OPP BENCH:</b>	<b>86-42</b>
---------------------------------	--------------

at Arkansas ..... 33-18

<b>BENCH SCORING EVEN:</b>	<b>7-1</b>
----------------------------	------------

at Arkansas ..... 3-1

## MOST POINTS BY A MUSSELMAN TEAM

NOTE: MISSING RESULTS FROM RAPID CITY (CBA) AND FLORIDA (USBL)			
142	Arkansas	Mississippi Valley State	11/25/20 W, 142-62
138	LA D-Fenders	Erie BayHawks	02/06/12 W, 138-107
135	LA D-Fenders	Stockton Kings	11/28/11 W, 135-103
135	Sacramento	Charlotte Bobcats	02/28/07 W, 135-120
135	Golden State	Orlando Magic	11/16/02 W, 135-92
133	Golden State	at Milwaukee Bucks	03/08/03 L, 133-138 (OT)
132	LA D-Fenders	Rio Grande Valley Vipers	12/05/11 W, 132-126
128	Sacramento	Los Angeles Lakers	12/29/06 L, 128-132 (OT)
128	Golden State	Utah Jazz	04/08/03 W, 128-102
127	LA D-Fenders	Canton Charge	01/30/12 W, 127-87
127	Reno	Idaho Stampede	12/01/10 W, 127-117
126	Reno	Rio Grande Valley Vipers	004/20/11 L, 126-134

## PLAYER GAME HIGHS:

<b>MOST POINTS:</b>	
at Nevada:	45 Jordan Caroline at New Mexico 01/07/17
	40 Jordan Caroline at Colorado St 02/06/19
	37 D.J. Fenner vs UNLV 02/08/17
	34 Marquize Coleman at Hawai'i 11/16/15
	33 Caleb Martin at Utah 12/29/18
	32 Marcus Marshall at Wyoming 01/14/17
	32 Marcus Marshall at Washington 12/11/16
	32 Tyrone Criswell vs Eastern Washington 03/21/16
	30 4x

at Arkansas:	41 Mason Jones vs Tulsa 12/14/19
	40 Mason Jones vs Auburn 02/04/20
	38 Mason Jones vs Miss State 02/15/20
	37 Mason Jones vs Tennessee 02/26/20
	36 Mason Jones vs LSU 03/04/20
	34 Mason Jones vs South Carolina 01/29/20
	34 Isaiah Joe at Ole Miss 01/11/20
	33 Isaiah Joe vs Texas Southern 11/19/19
	32 Mason Jones vs Rice 11/05/19
	31 Stanley Umude at Georgia 02/02/22
	31 JD Notae at Texas A&M 01/08/22
	30 5x - Last: JD Notae vs Kentucky 02/26/22

Season Opener: 32 Mason Jones vs Rice 11/05/19  
SEC Opener 17 Isaiah Joe & Mason Jones vs TX A&M 01/04/20  
SEC Game: 40 Mason Jones vs Auburn 02/04/20  
SEC Tourney: 28 Moses Moody vs LSU 03/13/20  
NCAA Tourney: 27, Justin Smith vs Colgate 03/19/21  
Bud Walton: 41 Mason Jones vs Tulsa 12/14/19  
Road Game: 34 Isaiah Joe at Ole Miss 01/11/20  
Neutral Site: 28 Moses Moody vs LSU 03/13/20  
Ranked Opp: 40 Mason Jones vs Auburn 02/04/20  
Frosh: 28 (4x) Moses Moody (Bama, USC, TX A&M, LSU)  
Soph: 34 Isaiah Joe at Ole Miss 01/11/20  
Junior: 41 Mason Jones vs Tulsa 12/14/19  
Senior+: 31 (2x) Notae at TX A&M and Umude at Georgia

<b>MOST FIELD GOALS MADE:</b>	
at Nevada:	17 Jordan Caroline at New Mexico 01/07/17
	13 Cody Martin vs Utah State 02/17/18
	12 Jordan Caroline at UNLV 02/25/17
	12 Cameron Oliver vs Eastern Washington 03/21/16
	12 D.J. Fenner v UNLV 02/08/17
at Arkansas:	14 Jimmy Whitt Jr. vs Vanderbilt 01/15/20
	12 Stanley Umude at Georgia 02/02/22
	12 Mason Jones vs Auburn 02/04/20
	12 Mason Jones vs Tulsa 12/14/19
	12 Mason Jones vs Rice 11/05/19

<b>MOST 3-POINTERS MADE:</b>	
at Nevada:	8 Marcus Marshall at UNLV 02/25/17
	7 6x
at Arkansas:	8 Mason Jones at Texas A&M 03/07/20
	7 Isaiah Joe at Ole Miss 01/11/20
	6 Stanley Umude at Missouri 02/15/22
	6 Stanley Umude at Georgia 02/02/22
	6 Isaiah Joe at Texas A&M 03/07/20
	6 Isaiah Joe at Indiana 12/29/19
	6 Isaiah Joe vs Texas Southern 11/19/19

<b>MOST FREE THROWS MADE:</b>	
at Nevada:	15 Marcus Marshall vs Boise State 02/22/17
	15 Marquize Coleman vs UNLV 01/23/16
	15 Marquize Coleman at Hawai'i 11/16/15
	14 Jordan Caroline vs Rhode Island 11/13/17
	14 Marcus Marshall at Wyoming 01/14/17
at Arkansas:	18 Mason Jones vs Miss State 02/15/20
	16 Moses Moody vs Alabama 02/24/21
	15 Mason Jones vs South Carolina 01/29/20
	13 JD Notae vs Kentucky 02/26/22
	12 4x - Last Chris Lykes vs Elon 12/21/21

<b>MOST REBOUNDS:</b>	
at Nevada:	24 Cameron Oliver vs Fresno State 02/1/16
	21 Cameron Oliver at UNLV 02/20/16
	17 Cameron Oliver vs Colorado State 03/04/17
	16 6x

at Arkansas:	17 Justin Smith vs Oral Roberts 12/20/20
	16 Jaylin Williams vs Tennessee 02/19/22
	16 Connor Vanover vs North Texas 11/28/20
	15 Jaylin Williams vs West Virginia 01/29/22
	15 Jimmy Whitt Jr. vs LSU 03/04/20
	14 Justin Smith vs Oral Roberts 03/27/21
	13 2x - Jaylin Williams at LSU and vs UCA

Season Opener: 11 Au'Diese Toney vs Mercer 11/09/21  
SEC Opener 6 Mason Jones vs Texas A&M 01/04/20  
SEC Game: 16 Jaylin Williams vs Tennessee 02/19/22  
SEC Tourney: 9 Moses Moody vs LSU 03/13/20  
NCAA Tourney: 14 Justin Smith vs Oral Roberts 03/27/21  
Bud Walton: 17 Justin Smith vs Oral Roberts 12/20/20  
Road Game: 13 Jaylin Williams at LSU 01/15/22  
Neutral Site: 12 Justin Smith vs Colgate 03/19/21  
Ranked Opp: 16 Jaylin Williams vs #16 Tennessee 02/19/22  
Frosh: 10 (5x) last by Jaylin Williams vs Texas Tech 03/21/21  
Soph: 16 (2x) last Jaylin Williams vs Tennessee 02/19/22  
Junior: 12 Mason Jones vs South Carolina 01/29/20  
Senior+: 17 Justin Smith vs Oral Roberts 12/20/20

## MOST OFFENSIVE REBOUNDS:

at Nevada:	11 AJ West at Pacific 11/21/15
	8 Cameron Oliver vs Fresno State 02/1/16
at Arkansas:	11 Justin Smith vs Oral Roberts 03/27/21
	10 Justin Smith vs Oral Roberts 12/12/20
	6 Au'Diese Toney vs Cincinnati 11/23/21
	6 Justin Smith vs UT Arlington 12/02/20
	6 Reggie Chaney at Missouri 02/08/20
	5 9x - Last: Au'Diese Toney vs AUB 02/08/22

## MOST DEFENSIVE REBOUNDS:

at Nevada:	16 Cameron Oliver vs Fresno State 02/1/16
	14 Cameron Oliver vs Colorado State 03/04/17
	14 Cameron Oliver at Wyoming 01/14/17
	13 Cameron Oliver vs Colorado State 03/11/17
	13 Cameron Oliver at Air Force 02/15/17
at Arkansas:	15 Jaylin Williams vs Tennessee 02/19/22
	15 Jaylin Williams vs West Virginia 01/29/22
	14 Connor Vanover vs North Texas 11/28/20
	14 Jimmy Whitt Jr. vs LSU 03/04/20
	13 Jaylin Williams at LSU 01/15/22
	11 Jaylin Williams vs Auburn 02/08/22
	11 Jaylin Williams vs UCA 12/01/21
	11 Mason Jones vs South Carolina 01/29/20
	10 4x by Jaylin Williams A&M, MIZ, @ A&M, UK
	10 JD Notae vs Charlotte 12/07/21

## MOST ASSISTS:

at Nevada:	11 Cody Martin vs BYU 11/06/18
	11 Cody Martin vs Colorado State 02/25/18
	11 Marquize Coleman vs Holy Names 11/30/15
	10 Cody Martin vs Little Rock 11/16/18
	10 Cody Martin vs Pacific 11/09/18
	10 Marcus Marshall vs Colorado State 03/04/17
at Arkansas:	11 Jalen Tate vs UCA 12/12/21
	10 Jalen Tate vs Georgia 01/09/21
	9 Mason Jones at Ole Miss 01/11/20
	8 JD Notae vs Kentucky 02/26/22
	8 Davonte Davis vs Charlotte 12/07/21
	8 Jalen Tate at Vanderbilt 01/23/21
	8 Mason Jones vs Vanderbilt 01/15/20

Season Opener: 7 Isaiah Joe vs Rice 11/05/19  
SEC Opener 5 Jalen Harris vs Texas A&M 01/04/20  
SEC Game: 10 Jalen Tate vs Georgia 01/09/21  
SEC Tourney: 6 Mason Jones vs Vanderbilt 03/11/20  
NCAA Tourney: 6 Jalen Tate vs Oral Roberts 03/27/21  
Bud Walton: 11 Jalen Tate vs Central Arkansas 12/12/21  
Road Game: 9 Mason Jones at Ole Miss 01/11/20  
Neutral Site: 6 Jalen Tate vs Oral Roberts 03/27/21  
Ranked Opp: 6 by Jalen Tate at Tennessee 01/06/21  
Frosh: 6 Davonte Davis (2x) vs Georgia and vs LSU  
Soph: 8 Davonte Davis vs Charlotte 12/07/21  
Junior: 9 Mason Jones at Ole Miss 01/11/20  
Senior+: 11 Jalen Tate vs Central Arkansas 12/12/21

## MOST STEALS:

at Nevada:	5 Caleb Martin vs California Baptist 11/19/18
	5 Jordan Caroline at San Diego St 02/12/17
	5 Marquize Coleman at New Mexico 12/30/15
	4 17x
at Arkansas:	7 JD Notae vs Mercer 11/09/21
	7 JD Notae vs Vanderbilt 01/04/22
	6 Jaylin Williams vs Texas A&M 01/22/22
	5 7x: last Davonte Davis vs AUB 02/08/22

Season Opener: 7 JD Notae vs Mercer 11/09/21  
SEC Opener 3 Mason Jones vs Texas A&M 01/04/20  
SEC Game: 7 last JD Notae vs Vanderbilt 01/04/21  
SEC Tourney: 4 Davonte Davis vs LSU 03/13/20  
NCAA Tourney: 5 Justin Smith vs Colgate 03/19/21  
Bud Walton: 7 JD Notae vs Mercer 11/09/21  
Road Game: 5 (2x) last JD Notae at South Carolina  
Neutral Site: 4 Davonte Davis vs LSU 03/13/20  
Ranked Opp: 4 Desi Sills vs Auburn 02/04/20  
Frosh: 4 Davonte Davis vs LSU 03/13/20  
Soph: 6 Jaylin Williams vs Texas A&M 01/22/22  
Junior: 5 (4x) last JD Notae vs Colgate 03/19/21  
Senior+: 7 JD Notae vs Mercer 11/09/21

## MOST BLOCKED SHOTS:

at Nevada:	6 Cameron Oliver vs Morehead State 04/01/16
	5 7x
at Arkansas:	6 Connor Vanover vs North Texas 11/28/20
	5 Connor Vanover at Oklahoma St. 01/30/21
	5 Connor Vanover vs Ole Miss 01/27/21
	5 Adrio Bailey vs Valpo 12/21/19
	5 Adrio Bailey vs Texas Southern 11/19/19
	4 6x - Last JD Notae vs Auburn 02/08/22

Season Opener: 3 Connor Vanover vs Miss Valley 11/25/20  
SEC Opener: 3 Jaylin Williams at Mississippi State 12/29/21  
SEC Game: 5 Connor Vanover vs Ole Miss 01/27/21  
SEC Tourney: 3 (3x) last Ethan Henderson vs LSU 03/13/21  
NCAA Tourney: 3 Moses Moody vs Oral Roberts 03/27/21  
Bud Walton: 6 Connor Vanover vs North Texas 11/28/20  
Road Game: 5 Connor Vanover at Oklahoma State 01/30/21  
Neutral Site: 5 Adrio Bailey vs Valpo 12/21/19  
Ranked Opp: 4 Jalen Tate vs Alabama 02/24/21  
Frosh: 4 Jaylin Williams vs LSU 02/27/21  
Soph: 6 Connor Vanover vs North Texas 11/28/20  
Junior: 3 (2x) last Ethan Henderson vs LSU 03/13/21  
Senior+: 5 Adrio Bailey 2x



## TEAM GAME HIGHS:

MOST POINTS:			
at Nevada:	119	vs Fresno State 12/09/15	W, 119-70
	110	vs UMass 11/23/18	W, 110-87
	108	vs Holy Names 11/30/15	W, 108-57
	105	at New Mexico 01/07/17	W, 105-104 (OT)
	104	vs UNLV 02/08/17	W, 104-77
	103	at Wyoming 01/24/18	L, 103-104 (20T)
	102	vs Fresno State 01/31/18	W, 102-92
	101	at UNLV 02/28/18	W, 101-75
	100	vs Colorado State 01/23/19	W, 100-60

at Arkansas:	142	vs Mississippi Valley 11/25/20	W, 142-62
	101	at South Carolina 03/02/21	W, 101-73
	100	vs Central Arkansas 12/12/12	W, 100-75
	<b>99</b>	<b>at Georgia 02/02/22</b>	<b>W, 99-73</b>
	99	vs Georgia 01/09/21	W, 99-69
	99	vs LSU 03/04/20	W, 99-90
	98	vs Tulsa 12/14/19	W, 98-79
	<b>97</b>	<b>vs Central Arkansas 12/01/21</b>	<b>W, 97-60</b>
	97	at Auburn 12/30/20	W, 97-89

MOST FIELD GOALS MADE:			
at Nevada:	40	vs UMass 11/23/18	
	40	vs Fresno State 12/09/15	
	40	vs Holy Names 11/30/15	
	38	vs San Jose State 0/09/19	
	38	vs UNLV 02/08/17	

at Arkansas:	48	vs Mississippi Valley 11/25/20	
	<b>40</b>	<b>at Georgia 02/02/22</b>	
	<b>40</b>	<b>vs Central Arkansas 12/01/21</b>	
	40	vs Central Arkansas 12/12/20	
	37	at South Carolina 03/02/21	
	37	vs Rice 11/05/19	

MOST FIELD GOALS ATTEMPTED:			
at Nevada:	80	at UNLV 02/20/16	
	77	vs Colorado State 02/25/18	
	75	at New Mexico 01/07/17	
	74	3x last vs Wyoming 01/03/18	

at Arkansas:	86	vs Mississippi Valley 11/25/20	
	77	vs Oral Roberts 12/20/20	
	76	at LSU 01/13/21	
	76	vs Central Arkansas 12/12/20	
	<b>73</b>	<b>vs Central Arkansas 12/01/21</b>	
	<b>71</b>	<b>at Georgia 02/02/22</b>	
	71	vs Missouri 01/02/21	
	71	vs Texas Southern 11/19/19	

BEST FIELD GOAL PERCENTAGE:			
at Nevada:	.615 (40-65)	vs UMass 11/23/18	
	.597 (40-67)	vs Fresno State 12/09/15	
	.597 (40-67)	vs Holy Names 11/30/15	
	.593 (32-54)	at Utah State 02/17/18	
	.589 (33-56)	vs Fresno State 01/31/18	

at Arkansas:	.571 (36-63)	at Vanderbilt 01/23/21	
	<b>.567</b> (34-60)	<b>vs Little Rock 12/04/21</b>	
	.567 (34-60)	vs Tulsa 12/14/19	
	<b>.563</b> (40-71)	<b>at Georgia 02/02/22</b>	
	.558 (48-86)	vs Mississippi Valley 11/25/20	
	.552 (37-67)	at South Carolina 03/02/21	
	.552 (37-67)	vs Rice 11/05/19	

MOST 3-POINT FIELD GOALS MADE:			
at Nevada:	17	at Pacific 11/18/17	
	15	vs Pacific 11/09/18	
	15	at Air Force 01/06/18	
	15	at Santa Clara 11/15/17	
	15	at New Mexico 01/07/17	

at Arkansas:	20	vs Mississippi Valley 11/25/20	
	<b>15</b>	<b>at Georgia 02/02/22</b>	
	15	at South Carolina 03/02/21	
	14	at Texas A&M 03/07/20	
	<b>13</b>	<b>vs Gardner-Webb 11/13/21</b>	

MOST 3-POINT FIELD GOALS ATTEMPTED:			
at Nevada:	39	vs South Dakota State 12/15/18	
	37	at Fresno State 01/12/19	
	37	vs San Jose State 02/21/18	
	34	vs San Jose State 01/09/19	
	34	at Pacific 11/18/17	

at Arkansas:	40	vs Mississippi Valley 11/25/20	
	34	vs Lipscomb 12/05/20	
	33	at South Carolina 03/02/21	
	33	vs Southern 12/09/20	
	32	at Texas A&M 03/07/20	

BEST 3-POINT FIELD GOAL PERCENTAGE:			
at Nevada:	.600 (6-10)	vs Morehead State 03/30/16	
	.588 (10-17)	at Fresno State 12/27/17	
	.579 (11-19)	vs Southern Illinois 12/22/17	
	.550 (11/20)	vs Oakland 11/23/16	
	.542 (13-24)	at UNLV 02/28/18	
	.542 (13-24)	at Air Force 02/15/17	

at Arkansas:	.667 (6-9)	vs TCU 01/25/20	
	.571 (12-21)	vs Georgia 01/09/21	
	<b>.536</b> (15-28)	<b>at Georgia 02/02/22</b>	
	<b>.524</b> (11-21)	<b>at Missouri 02/15/22</b>	
	.500 (20-40)	vs Mississippi Valley 11/25/20	
	<b>.481</b> (13-27)	<b>vs Gardner-Webb 11/13/21</b>	

MOST FREE THROWS MADE:			
at Nevada:	39	vs Morehead State 04/01/16	
	36	vs Rhode Island 11/13/17	
	35	vs Tulsa 11/22/18	
	31	at Wyoming 01/14/17	

at Arkansas:	36	vs LSU 03/04/20	
	<b>29</b>	<b>vs Elon 12/21/21</b>	
	<b>29</b>	<b>vs West Virginia 01/29/22</b>	
	28	at Missouri 02/08/20	
	<b>27</b>	<b>vs South Carolina 01/18/22</b>	
	<b>27</b>	<b>vs Kansas State 11/22/21</b>	
	27	vs Alabama 02/24/21	
	27	vs Tennessee 02/26/20	

MOST FREE THROWS ATTEMPTED:			
at Nevada:	45	vs Morehead State 04/01/16	
	44	vs Rhode Island 11/13/17	
	43	at Pacific 11/21/15	
	42	vs Tulsa 11/22/18	

at Arkansas:	54	vs LSU 03/04/20	
	43	vs Alabama 02/24/21	
	40	vs South Carolina 01/29/20	
	39	at Missouri 02/08/20	
	36	at Tennessee 02/11/20	

BEST FREE THROW PERCENTAGE:			
at Nevada:	.929 (13-14)	vs Loyola-Chicago 03/22/18	
	.929 (13-14)	at Cal State Fullerton 11/28/15	
	.900 (18-20)	at Pacific 11/18/17	
	.889 (16-18)	at Fresno State 12/27/17	
	.885 (23-26)	vs Montana 03/16/16	
	.885 (23-26)	at Hawai'i 11/16/15	

at Arkansas:	<b>.944</b> (17-18)	<b>vs Oklahoma 12/11/21</b>	
	.944 (17-18)	at LSU 01/08/20	
	.929 (13-14)	vs Mississippi State 02/02/21	
	.923 (12-13)	at South Carolina 03/02/21	
	.917 (11-12)	vs South Dakota 11/22/19	

MOST REBOUNDS:			
at Nevada:	61	at Pacific 11/21/15	
	60	vs Fresno Pacific 12/09/15	
	57	vs Fresno State 02/13/16	
	53	at UNLV 02/20/16	
	50	vs San Jose State 12/28/16	

at Arkansas:	58	Oral Roberts 12/20/20	
	58	vs Mississippi Valley 11/25/20	
	54	vs Lipscomb 12/05/20	
	<b>47</b>	<b>vs Central Arkansas 12/01/21</b>	
	<b>46</b>	<b>at Alabama 02/12/22</b>	
	<b>46</b>	<b>at Texas A&amp;M 01/08/22</b>	
	46	vs Southern 12/09/20	

MOST OFFENSIVE REBOUNDS:			
at Nevada:	25	at Pacific 11/21/15	
	19	vs Fresno Pacific 12/09/15	
	19	vs Fresno State 02/13/16	
	19	vs Florida 03/21/19	

at Arkansas:	24	vs Oral Roberts 12/20/20	
	<b>21</b>	<b>at Alabama 02/12/22</b>	
	<b>20</b>	<b>at Texas A&amp;M 01/08/22</b>	
	20	vs Mississippi Valley 11/25/20	
	<b>18</b>	<b>vs Cincinnati 11/23/21</b>	
	18	vs Oral Roberts 03/27/21	

MOST DEFENSIVE REBOUNDS:			
at Nevada:	43	vs Fresno State 02/13/16	
	42	vs San Jose State 12/28/16	
	41	vs Fresno Pacific 12/09/15	
	40	vs Little Rock 11/16/18	

at Arkansas:	44	vs Lipscomb 12/05/20	
	38	vs Mississippi Valley 11/25/20	
	36	vs LSU 02/27/21	
	36	vs Valparaiso 12/21/19	
	35	vs Rice 11/05/19	

MOST ASSISTS:			
at Nevada:	29	vs Holy Names 11/30/15	
	27	at Santa Clara 11/15/17	
	25	vs Illinois State 11/29/17	
	25	at New Mexico 01/07/17	
	24	vs UC Davis 12/19/17	

at Arkansas:	26	vs Central Arkansas 12/12/20	
	26	vs Mississippi Valley 11/25/20	
	<b>23</b>	<b>at Georgia 02/02/22</b>	
	<b>23</b>	<b>vs Gardner-Webb 11/13/21</b>	
	<b>22</b>	<b>vs Central Arkansas 12/01/21</b>	
	22	at Vanderbilt 01/23/21	

MOST STEALS:			
at Nevada:	15	vs San Jose State 01/09/19	
	15	vs Utah State 01/02/19	
	12	vs New Mexico 01/28/17	
	13	at New Mexico 12/30/15	
	11	4x	

at Arkansas:	<b>16</b>	<b>vs Central Arkansas 12/01/21</b>	
	15	at Georgia Tech 11/25/19	
	<b>14</b>	<b>vs Texas A&amp;M 01/22/22</b>	
	14	at Auburn 02/04/20	
	14	vs Rice 11/05/19	
	<b>13</b>	<b>4x: last vs Missouri 01/12/22</b>	

MUSS TEAMS IN THE NCAA/CONFERENCE STATS						
	2015-16	2016-17	2017-18	2018-19	2019-20	2020-21
3-pt FG Att	176 / 8	<b>37 / 2</b>	<b>29 / 2</b>	<b>51 / 2</b>	115 / 5	26 / 3
A-Turnover Ratio	232 / 9	<b>13 / 1</b>	<b>2 / 1</b>	<b>15 / 1</b>	140 / 4	<b>103 / 2</b>
Assists/Gm	220 / 9	<b>32 / 1</b>	<b>27 / 2</b>	75 / 3	226 / 10	80 / 4
Blocks/Gm	<b>7 / 1</b>	64 / 3	74 / 2	100 / 2	84 / 9	<b>17 / 4</b>
Def Reb/Gm	<b>19 / 1</b>	<b>31 / 2</b>	92 / 6	<b>31 / 2</b>	287 / 12	<b>33 / 2</b>
Fewest Fouls	342 / 11	105 / 3	253 / 9	184 / 6	322 / 12	329 / 13
Fewest TO	335 / 11	<b>59 / 1</b>	<b>24 / 1</b>	<b>21 / 1</b>	<b>59 / 1</b>	320 / 10
FG Pct	251 / 9	146 / 5	60 / 3	68 / 4	147 / 6	100 / 4
FG Pct Defense	<b>28 / 2</b>	120 / 7	140 / 4	42 / 3	169 / 12	70 / 5
FT Attempts	<b>2 / 1</b>	<b>13 / 1</b>	<b>16 / 2</b>	<b>16 / 1</b>	<b>8 / 2</b>	<b>4 / 1</b>
FT Made	<b>1 / 1</b>	<b>24 / 2</b>	<b>9 / 2</b>	<b>17 / 1</b>	<b>3 / 1</b>	<b>2 / 1</b>
FT Pct	43 / 2	159 / 6	66 / 2	167 / 6	102 / 6	68 / 4
Off Reb/Gm	76 / 2	132 / 3	255 / 7	205 / 6	325 / 14	44 / 8
Fouls/Gm	275 / 8	<b>35 / 1</b>	<b>95 / 1</b>	126 / 3	311 / 11	131 / 3
Reb Margin	<b>4 / 2</b>	<b>72 / 1</b>	232 / 81	97 / 3	342 / 14	56 / 3
Scoring Defense	177 / 5	151 / 6	191 / 6	<b>55 / 1</b>	185 / 9	189 / 8
Scoring Margin	117 / 5	<b>39 / 1</b>	<b>27 / 1</b>	<b>9 / 1</b>	70 / 4	<b>24 / 1</b>
Scoring Offense	113 / 5	<b>37 / 1</b>	<b>18 / 2</b>	<b>28 / 1</b>	56 / 5	<b>11 / 2</b>
Steals/Gm	98 / 3	262 / 8	174 / 6	172 / 4	<b>41 / 1</b>	48 / 4
3 Pt FG Defense	59 / 2	<b>18 / 2</b>	<b>20 / 1</b>	113 / 3	<b>1 / 1</b>	174 / 9
3 PT FG/Game	323 / 11	<b>33 / 2</b>	31 / 3	74 / 3	143 / 4	169 / 5
3 PT FG Pct	314 / 11	<b>42 / 1</b>	<b>26 / 2</b>	155 / 6	175 / 5	198 / 7
3 PT FGM	251 / 9	<b>22 / 2</b>	<b>15 / 2</b>	<b>59 / 2</b>	129 / 4	39 / 4
Total Assists	112 / 2	<b>30 / 2</b>	<b>10 / 1</b>	69 / 2	251 / 10	<b>12 / 1</b>
Total Blocks	<b>3 / 1</b>	<b>50 / 3</b>	<b>44 / 1</b>	88 / 2	81 / 7	<b>3 / 2</b>
Total Rebounds	<b>2 / 1</b>	<b>25 / 3</b>	44 / 2	63 / 2	306 / 14	<b>4 / 3</b>
Total Rebs/Gm	<b>18 / 1</b>	<b>41 / 1</b>	171 / 6	72 / 4	322 / 14	<b>18 / 2</b>
Total Steals	40 / 3	208 / 9	85 / 2	157 / 4	<b>34 / 1</b>	<b>5 / 2</b>
Turnover Margin	184 / 5	169 / 7	<b>22 / 2</b>	<b>22 / 1</b>	<b>9 / 1</b>	<b>58 / 2</b>
Turnovers Forced	154 / 5	306 / 10	191 / 6	127 / 3	<b>29 / 1</b>	52 / 7
Fewest TO/Gm	208 / 7	<b>26 / 2</b>	<b>4 / 1</b>	<b>13 / 1</b>	<b>47 / 1</b>	151 / 3
W-L Pct	93 / 3	<b>17 / 1</b>	<b>17 / 1</b>	<b>7 / 1</b>	89 / 5	<b>17 / 2</b>

MOST BLOCKED SHOTS:			
at Nevada:	11	at Oregon State 12/05/15	
	10	at Wyoming 01/20/16	
	10	vs Holy Names 11/30/15	
	9	vs UNLV 03/08/18	
	9	at New Mexico 01/07/17	

at Arkansas:	11	vs Alabama 02/24/21	
	<b>10</b>	<b>vs Elon 12/21/21</b>	
	10	vs Texas Southern 11/19/19	
	8	vs Central Arkansas 12/12/20	
	8	vs Southern 12/09/20	
	8	vs North Texas 11/28/20	
	8	at Texas A&M 03/07/20	
	8	vs Valparaiso 12/21/19	

MOST TURNOVERS:			
at Nevada:	21	at Texas Tech 12/05/17	
	21	vs Morehead State 03/30/16	
	20	vs Fresno Pacific 12/09/15	
	20	at San Diego State 03/11/16	

at Arkansas	21	vs Rice 11/05/19
	20	vs Missouri 03/12/21
	20	at Tennessee 01/06/21
	20	vs Austin Peay 12/03/19
	<b>19</b>	<b>at LSU 01/15/22</b>
	19	vs Valparaiso 12/21/19

3 PT MADE	17	vs Northern Iowa 11/17/21
	15	at Alabama 01/16/21
	15	at Auburn 12/30/20
	14	at Kentucky 02/09/21
	13	vs Oklahoma 12/11/21
	13	vs Gardner-Webb 11/13/21
	13	vs Mercer 11/09/21
	13	at Missouri 02/13/21
	13	vs Mississippi Valley 11/25/20
3 PT ATT	39	vs Mississippi Valley 11/25/20
	37	vs Northern Iowa 11/17/21
	33	vs Alabama 02/24/21
	32	vs Auburn 02/08/22
	32	at Missouri 02/13/21
3 PT PCT	.591 (13-22)	vs Oklahoma 12/11/21
	.538 (14-26)	at Kentucky 02/09/21
	.533 (8-15)	vs Baylor 03/29/21
	.517 (15-29)	at Auburn 12/30/20
	.474 (9-19)	vs LSU 03/13/21
FT MADE	34	at Missouri 02/08/20
	28	vs Missouri 01/02/21
	27	at Mississippi State 01/22/20
	25	at Ole Miss 01/11/20
FT ATTEMPTS	44	at Missouri 02/08/20
	39	vs Missouri 01/02/21
	33	vs South Carolina 01/29/20
	31	at Texas A&M 03/07/20
	31	at Mississippi State 01/22/20
FT PCT	1.000 (13-13)	at Ole Miss 01/26/22
	1.000 (14-14)	vs Florida 02/16/21
	.962 (25-26)	at Ole Miss 01/11/20
	.950 (19-20)	vs Texas A&M 10/12/22
	.909 (10-11)	vs Charlotte 12/07/21
REBOUNDS	60	vs Auburn 02/08/22
	53	at LSU 01/08/20
	52	at Missouri 02/08/20
	51	vs Missouri 01/02/21
OFF REB	24	vs Auburn 02/08/22
	23	at LSU 01/08/20
	16	vs Kentucky 02/26/22
	16	at Missouri 02/08/20
DEF REB	41	vs Missouri 01/02/21
	37	at Georgia Tech 11/25/19
	36	vs Auburn 02/08/22
	35	vs Kentucky 01/18/20
ASSISTS	18	vs Oklahoma 12/11/21
	18	at Kentucky 02/09/21
	18	at Alabama 01/16/21
	17	vs Hofstra 12/18/21
	17	vs Northern Iowa 11/17/21
	17	vs Gardner-Webb 11/13/21
	17	vs Mercer 11/09/21
	17	3 other times
STEALS	12	at Mississippi State 12/29/21
	12	at Alabama 01/16/21
	11	vs Texas A&M 01/22/22
	10	at Texas A&M 01/08/22
	10	vs LSU 03/13/21
	10	at Oklahoma State 01/30/21
	10	at Tennessee 01/06/21
	10	vs Northern Kentucky 11/30/19
BLOCKS	9	at Texas A&M 01/08/22
	9	vs Auburn 01/20/21
	9	at Tennessee 01/06/21
	7	at Oklahoma State 01/30/21
	7	vs Oral Roberts 12/20/20
TURNOVERS	27	vs Rice 11/05/19
	26	vs Mississippi State 02/02/21
	25	vs Central Arkansas 12/01/21
	24	at Georgia Tech 11/25/19
	24	at Texas Southern 11/19/19
FOULS	35	vs LSU 03/04/20
	33	vs South Carolina 01/29/20
	32	vs Alabama 02/24/21
	29	vs West Virginia 01/29/22
	29	vs Missouri 01/02/21

## ARKANSAS TEAM GAME LOWS:

FEWEST PTS	58	vs Tennessee 02/19/22
	59	at Alabama 01/16/21
	59	at Florida 02/18/20
	61	vs Mississippi State 02/02/21
	61	at Tennessee 02/11/20
FEWEST FG	15	at Tennessee 02/11/20
	18	vs Tennessee 02/19/22
	19	vs Missouri 01/02/21
	19	vs Kentucky 01/18/20
	20	vs North Texas 11/12/19
	20	vs Montana 11/16/19
FEWEST FGA	45	vs North Texas 11/12/19
	46	vs Austin Peay 12/03/19
	49	at Tennessee 02/11/20
LOWEST FG%	.268 (19-71)	vs Missouri 01/02/21

	.305 (18-59)	vs Tennessee 02/19/22
	.306 (15-49)	at Tennessee 02/11/20
	.314 (22-70)	at Alabama 02/12/22
	.333 (21-63)	at Alabama 01/16/21
	.333 (19-57)	vs Kentucky 01/18/20
FEWEST 3PT FG	0	vs South Carolina 01/18/22
	1	vs Oral Roberts 03/27/21
	2	vs Mississippi State 02/02/21
	3	vs West Virginia 01/29/22
	3	vs Charlotte 12/07/21
	3	vs Penn 11/28/21
	3	vs Cincinnati 11/23/21
	3	vs Kansas State 11/22/21
	3	vs Northern Kentucky 11/30/19
	3	at Missouri 02/08/20
	3	at Florida 02/18/20
FEWEST 3 FGA	9	vs Oral Roberts 03/27/21
	9	vs TCU 01/25/20
	11	vs South Carolina 01/18/22
	11	vs Baylor 03/29/21
	13	vs Charlotte 12/07/21
LOWEST 3 PT%	.000 (0-11)	vs South Carolina 01/18/22
	.111 (1-9)	vs Oral Roberts 03/27/21
	.118 (2-17)	vs Mississippi State 02/02/21
	.136 (3-22)	vs Kansas State 11/22/21
	.167 (4-24)	vs Oral Roberts 12/20/20
	.167 (3-18)	vs Northern Kentucky 11/30/19
	.176 (3-17)	vs Penn 11/28/21
	.176 (3-17)	vs Cincinnati 11/23/21
FEWEST FT	4	at Georgia 02/02/22
	4	at Oklahoma State 01/30/21
	6	at Mississippi State 01/22/20
	7	vs Rice 11/05/19
FEWEST FTA	7	at Georgia 02/02/22
	7	at Oklahoma State 01/30/21
	8	at Ole Miss 01/26/22
	8	vs Central Arkansas 12/12/20
LOWEST FT%	.471 (8-17)	vs Southern 12/09/20
	.500 (13-26)	vs Central Arkansas 12/01/21
	.533 (8-15)	vs Vanderbilt 01/15/20
	.545 (6-11)	at Mississippi State 01/22/20
	.563 (9-16)	vs Penn 11/28/21
FEWEST REBS	23	vs Missouri 02/22/20
	24	vs North Texas 11/12/19
	24	at LSU 01/08/20
	25	at Texas A&M 03/07/20
FEWEST OFF REB	2	vs Missouri 02/22/20
	3	at LSU 01/08/20
	3	at Georgia Tech 11/25/19
	4	at Ole Miss 01/26/22
	4	vs North Texas 11/12/19
FEWEST DEF REB	15	at Florida 02/18/20
	18	at Tennessee 02/11/20
	18	vs TCU 01/25/20
	19	vs Mississippi State 02/15/20
FEWEST ASSISTS	6	at Tennessee 02/11/20
	7	vs Kansas State 11/22/21
	7	vs Missouri 01/02/21
	7	at Alabama 02/01/20
	8	8x - last vs South Carolina 01/18/22
FEWEST STEALS	0	vs Texas Tech 03/21/21
	2	at Tennessee 01/06/21
	4	vs West Virginia 01/29/22
	4	at Western Kentucky 12/07/19
	4	vs Mississippi State 02/15/20
	4	vs LSU 03/04/20
FEWEST BLOCKS	0	at Alabama 02/12/22
	1	vs Texas Tech 03/21/21
	1	vs Georgia 01/09/21
	1	vs Northern Kentucky 11/30/19
	1	vs South Carolina 01/29/20
	1	vs Mississippi State 02/15/20
	1	at Florida 02/18/20
FEWEST TO	5	vs Northern Iowa 11/17/21
	5	vs LSU 03/04/20
	6	at Florida 02/22/22
	6	vs Mississippi State 02/05/22
	6	at Kentucky 02/09/21
	6	at Georgia 02/29/20
FOULS	6	vs Mercer 11/09/21
	10	vs Southern 12/09/20
	12	vs Mississippi Valley 11/25/20
	14	6x: Last: at Ole Miss 01/26/22

## OPPONENT GAME LOWS (at Ark):

FEWEST PTS	43	vs Missouri 01/12/22
	43	vs Rice 11/05/19
	43	vs North Texas 11/12/19
	44	vs Southern 12/09/20
	45	vs Mississippi State 02/02/21
FEWEST FG	14	vs Missouri 01/12/22
	15	vs Mississippi State 02/02/21
	15	vs Lipscomb 12/05/20
	16	vs Tennessee 02/19/22
	16	vs Rice 11/05/19
FEWEST FGA	45	vs Texas A&M 01/04/20
	46	at Florida 02/18/20
	48	vs Vanderbilt 01/15/20

	48	vs Missouri 01/12/22
	49	vs Mississippi State 02/02/21
LOWEST FG%	.254 (15-59)	vs Lipscomb 12/05/20
	.271 (16-59)	vs Tennessee 02/19/22
	.286 (18-63)	vs Southern 12/09/20
	.286 (16-56)	vs Rice 11/05/19
	.292 (14-48)	vs Missouri 01/12/22
FEWEST 3PT FG	1	vs Ole Miss 01/27/21
	1	vs Southern 12/09/20
	2	vs Missouri 01/12/22
	2	vs North Texas 11/28/20
	2	vs Rice 11/05/19
	2	vs North Texas 11/12/19
	2	vs Montana 11/16/19
	2	vs Texas Southern 11/19/19
	2	at Georgia Tech 11/25/19
FEWEST 3 FGA	7	vs Mississippi State 02/15/20
	11	vs Texas Southern 11/19/19
	12	vs Mississippi State 02/05/22
	12	vs South Dakota 11/22/19
	12	at Georgia Tech 11/25/19
LOWEST 3 PT%	.063 (1-16)	vs Ole Miss 01/27/21
	.077 (1-13)	vs Southern 12/09/20
	.080 (2-25)	vs Rice 11/05/19
	.118 (2-17)	vs North Texas 11/12/19
	.125 (2-16)	vs Missouri 01/12/22
	.125 (2-16)	vs Montana 11/16/19
FEWEST FT	3	vs Alabama 02/24/21
	3	vs Mississippi Valley 11/25/20
	5	vs Elon 12/21/21
	6	vs LSU 02/27/21
FEWEST FTA	3	vs Alabama 02/24/21
	6	vs Mississippi Valley 11/25/20
	9	vs Elon 12/21/21
	10	vs Texas A&M 03/06/21
	10	vs Southern 12/09/20
LOWEST FT%	.375 (3-8)	vs Alabama 02/24/21
	.467 (7-15)	vs Central Arkansas 12/01/21
	.471 (8-17)	vs Auburn 02/08/22
	.500 (12-24)	vs South Carolina 01/18/22
	.500 (6-12)	vs LSU 02/27/21
	.500 (9-18)	at Indiana 12/29/19
FEWEST REBS	21	vs Charlotte 12/01/21
	22	vs Mercer 11/09/21
	26	vs West Virginia 01/29/22
	27	vs Elon 12/21/21
	27	vs Rice 11/05/19
	28	4x - last vs Penn 11/28/21
FEWEST OFF REBS	4	vs Charlotte 12/01/21
	4	vs Mercer 11/09/21
	4	vs Mississippi State 02/15/20
	4	vs Vanderbilt 01/15/20
	5	vs Oklahoma 12/11/21
	5	vs Central Arkansas 12/01/21
	5	vs Gardner-Webb 11/13/21
	5	vs Missouri 03/12/21
	5	vs South Carolina 01/29/20
	5	vs Northern Kentucky 11/30/19
FEWEST DEF REBS	17	vs Charlotte 12/01/21
	18	vs Mercer 11/09/21
	18	vs Baylor 03/29/21
	19	vs West Virginia 01/29/22
	19	vs Elon 12/21/21
FEWEST ASSISTS	5	vs Southern 12/09/20
	6	vs Florida 02/16/21
	6	at Ole Miss 01/11/20
	6	at Missouri 02/08/20
	7	4x - Last vs Kansas State 11/22/21
FEWEST STEALS	0	vs Vanderbilt 01/15/20
	1	vs Cincinnati 11/23/21
	1	at Kentucky 02/09/21
	1	at LSU 01/08/20
	2	vs Mississippi State 02/05/22
	2	vs LSU 02/27/21
	2	at Georgia 02/29/20
FEWEST BLOCKS	0	vs Hofstra 12/18/21
	0	vs Georgia 01/09/21
	0	Southern 12/09/20
	0	vs North Texas 11/12/19
	0	vs Austin Peay 12/03/19
	1	13x - Last: vs Vanderbilt 01/04/21
FEWEST TO	5	at Tennessee 01/06/21
	7	vs Lipscomb 12/05/20
	8	vs LSU 02/27/21
	9	5x - Last: at Florida 02/22/22
FEWEST FOULS	12	at Tennessee 01/06/21
	12	vs Central Arkansas 12/12/20
	14	at Georgia 02/02/22
	14	vs Penn 11/28/21
	14	vs Northern Iowa 11/17/21
	14	vs LSU 03/13/21
	14	at South Carolina 03/02/21
	14	at Oklahoma State 01/30/21

## IN HIS FIRST SIX YEARS AS A COLLEGIATE HEAD COACH

- » Led the NCAA in 3-pt FG Pct Defense (2020)
- » Led the NCAA in Free Throws Made (2016)
- » Ranked 1st (3x) or 2nd (3x) six times in the league in FT Made
- » Ranked 1st (4x) or 2nd (2x) six times in the league in FT Attempts
- » 6x - Ranked among NCAA top 25 in FT Made AND FT Attempts
- » 4x - Led the league in Scoring Margin (2017, '18, '19, '21)
- » 4x - Led the league in Fewest Turnovers (2017, '18, '19, '20)
- » 3x - Led the league in Overall W-L Percentage (2017, '18, '19)
- » 3x - Led the league in Assist-To-TO Ratio (2017, '18, '19)
- » 3x - In NCAA top 20 in 3PTFG% Defense (2017, '18, '20)

### OTHER TEAM HIGHLIGHTS

- » 2nd in the NCAA in Assist-To-TO Ratio (2018)
- » 2nd in the NCAA in Total Rebounds (2016)
- » 2nd in the NCAA in Free Throws Made (2021)
- » 3rd in the NCAA in Total Blocked Shots (2016)
- » 4th in the NCAA in Rebound Margin (2016)
- » 4th in the NCAA in Fewest TO Per Gm (2018)
- » 7th in the NCAA in Blocks Per Game (2016)
- » 9th in the NCAA in Scoring Margin (2019)
- » 9th in the NCAA in Turnover Margin (2020)
- » 10th in the NCAA in Total Assists (2018)

### PLAYER HIGHLIGHTS

- » 6 Players in the NBA over past three years
- » 4x - Player led his league in 3-PT FG Made AND 3-PT FG Attempts
- » 3x - Player led his league in points scored
- » 4 All-American Honors (Caleb Martin 2x, Mason Jones, Moses Moody)
- » 2 Conference Players of the Year
- » 2 Conference Freshman of the Year
- » 3 Conference Newcomers of the Year
- » 5 All-Defensive Team Honors
- » 3 Conference 6th Man Award
- » 1 Conference Defensive Player of the Year
- » 17 All-Conference Honors

## MUSSELMAN MILESTONE WINS

### OVERALL

1	11/13/15	vs Coastal Carolina (Honolulu, Hawaii)	73-56
100	01/24/19	Colorado State (Reno, Nev.)	100-60
150	03/02/21	at South Carolina (Columbia, S.C.)	101-73

### AT ARKANSAS

1	11/05/19	Rice (Fayetteville, Ark.)	91-43
50	11/23/21	vs Cincinnati (Kansas City, Mo.)	73-67

## MUSSELMAN PLAYERS OF NOTE

### CODY MARTIN

NEVADA

- Charlotte Hornets (Free Agent) • 2019-pres.
- 2x All-Mountain West (2018 and 2019)
- 2018 Mountain West Defensive Player of the Year

### CALEB MARTIN

NEVADA

- Hornets (2019 2nd Rd / 36th pick) • Heat 2021-pres.
- 2x First Team All-America (2018 and 2019)
- 2018 Mountain West Player & Newcomer of the Year

### JORDAN CAROLINE

NEVADA

- 3x First Team All-Mountain West (2018 and 2019)

### CAM OLIVER

NEVADA

- Rockets (2021 Free Agent) • South Bay Lakers 2021-pres.
- Led Australian NBL in rebounding in 2020; named All-NBA

### JALEN HARRIS

NEVADA

- Toronto Raptors (2nd Rd / 59th pick) • 2020

### ISAIAH JOE

ARKANSAS

- Philadelphia 76ers (2nd Rd • 49th pick) • 2020-pres

### MASON JONES

ARKANSAS

- Rockets & 76ers (2020 Free Agent) • South Bay Lakers 2021
- 2020 All-American
- 2020 SEC Player of the Year

### MOSES MOODY

ARKANSAS

- Golden State Warriors (1st Rd • 14th pick) • 2021
- 1st "one-and-done" in Arkansas history
- 2021 All-American
- 2021 SEC Freshman & Newcomer of the Year

### JD NOTAE

ARKANSAS

- 2021 Bleacher Report's National and SEC 6th Man of the Year

## MUSSELMAN RECORD • POINTS SCORED

<b>Scoring Below 50 Points:</b>	<b>0-0</b>
- At Arkansas	0-0
Home:	0-0
Away:	0-0
Neutral:	0-0
<b>Scoring 50-59 Points:</b>	<b>1-9</b>
- At Arkansas:	1-1
Home:	0-1
Away:	0-6
Neutral:	0-2
<b>Scoring 60-69 Points:</b>	<b>20-18</b>
- At Arkansas	12-7
Home:	11-4
Away:	5-10
Neutral:	4-4
<b>Scoring 70-79 Points:</b>	<b>60-22</b>
- At Arkansas	22-11
Home:	35-5
Away:	15-12
Neutral:	10-5
<b>Scoring 80-89 Points:</b>	<b>61-5</b>
- At Arkansas	19-3
Home:	36-0
Away:	16-3
Neutral:	9-2
<b>Scoring 90-99 Points:</b>	<b>25-1</b>
- At Arkansas	10-0
Home:	15-0
Away:	9-1
Neutral:	1-0
<b>Scoring 100 or More Points:</b>	<b>11-1</b>
- At Arkansas	3-0
Home:	7-0
Away:	3-1
Neutral:	1-0

## BEST WINNING PERCENTAGE among active NCAA Division I head coaches

(min 5 yrs • Division I wins)

([https://stats.NCAA.org/head\\_coaches](https://stats.NCAA.org/head_coaches) • Thru Feb. 27)

1	Mark Few, Gonzaga	.836	653-128	23rd yr
2	Chris Jans, New Mexico State	.768	139-42	6th yr
3	Bill Self, Kansas	.767	752-228	29th yr
4	Mike Krzyzewski, Duke	.766	1195-365	47th yr
5	John Calipari, Kentucky	.763	765-237	30th yr
6	<b>ERIC MUSSELMAN, ARKANSAS</b>	<b>.751</b>	<b>178-59</b>	<b>7th yr</b>
7	Brian Dutcher, San Diego St.	.750	114-38	5th yr
8	Bruce Pearl, Auburn	.722	625-241	26th yr
9	Tony Bennett, Virginia	.720	381-148	15th yr
10	Tom Izzo, Michigan State	.716	662-263	27th yr



## MUSSELMAN RECORD • POINTS ALLOWED

<b>Opponent Scores Below 50 Points:</b>	<b>9-0</b>
- At Arkansas	7-0
Home:	8-0
Away:	1-0
Neutral:	0-0
<b>Opponent Scores 50-59 Points:</b>	<b>31-1</b>
- At Arkansas	13-0
Home:	21-1
Away:	9-0
Neutral:	1-0
<b>Opponent Scores 60-69 Points:</b>	<b>68-7</b>
- At Arkansas	24-1
Home:	42-0
Away:	12-3
Neutral:	14-4
<b>Opponent Scores 70-79 Points:</b>	<b>50-20</b>
- At Arkansas	18-10
Home:	27-6
Away:	16-11
Neutral:	7-3
<b>Opponent Scores 80-89 Points:</b>	<b>18-20</b>
- At Arkansas	5-10
Home:	7-3
Away:	8-13
Neutral:	3-4
<b>Opponent Scores 90-99 Points:</b>	<b>2-6</b>
- At Arkansas	1-3
Home:	2-2
Away:	0-3
Neutral:	0-1
<b>Opponent Scores 100 or More Points:</b>	<b>1-2</b>
- At Arkansas	0-0
Home:	0-0
Away:	1-2
Neutral:	0-0



## GENERAL

- 2nd team All-ASUN in 2019 and ASUN Freshman of the Year in 2018 ... Named the 2021 BLEACHER REPORT NATIONAL SIXTH MAN OF THE YEAR and the 2021 SEC COACHES SIXTH MAN OF THE YEAR.
- 2021-22 Preseason 1st team All-SEC (coaches) ... Received votes for preseason SEC Player of the Year (media) but was not on the media preseason team

## 2021-22 HIGHLIGHTS:

- **Mercer:** Scored a game-high 30 with a career-high seven steals ... 6 steals came in the 2nd half to spur the come-from-behind win ... His seven steals ties for 8th on the school's single-game list ... Just the 6th Razorback to score at least 30 in a season opener.
- **UNI:** Just missed his second career triple-double with 17 pts • 9 assists • 8 rebounds ... Only committed one turnover ... Led the team in assists, was second on the team in points and rebounds.
- **HOF Classic:** Struggled shooting, but still scored double-digits in both games ... However, had five assists and three steals vs K-State and added two steals vs Cincy, including one with 1:40 left that set-up the Hogs' game-winning run.
- **Penn:** Scored a game-high 28 and tied for team lead with nine rebounds ... Added five assists (four in the second half) ... Scored 14 of Arkansas' final 18 points, including 10 straight for the Hogs from 5:28 to 27 seconds left.
- **LR:** Tied for team lead in points with 18 ... Scored 16 of those in the second half ... Leading by 9 with seven minutes to play, scored nine straight for the Hogs to secure the win, with two steals.
- **Hofstra:** Came off the bench for the first time in 2021-22 and scored a team-best 20 points, making 4-of-9 3-pointers ... Added six rebounds.
- **Vandy:** Scored 16 points and led the team, while tying an SEC career high with five steals ... Added five assists and had 13 defensive ball touches (7 deflections, 5 steals, 1 blocked shot)
- **@ A&M:** Led the team and had an SEC career-best with 31 points (also his best as Hog)... Scored 12 points to start game as Arkansas raced out to a 20-9 lead ... Scored seven in a 13-3 run to cut Arkansas deficit from 11 to 1 with 1:08 to play .. Scored 17 in the first half and 14 in the second half with two of his three assists and both steals.
- **Mizzou:** Scored 9 of Arkansas' first 18 points as the Hogs led 18-3 early ... Finished with a game-high 19 points.
- **@ LSU:** Had a game-high 19 points, including a 3-pointer to cap a 10-0 Arkansas run ... Only played 27 minutes due to foul trouble ... Team was +18 in his 27 minutes played—the only Hog in double-digits for Plus-Minus.
- **South Carolina:** Led the team in assists (5) and tied then career high in blocked shots (3) ... Added 17 points (making 7-of-8 FT) and an SEC career-best seven rebounds ... Had a team-best +31 (+24 in the second half) ... Only played 9:24 in the first half due to foul trouble .... Played all 20 minutes of the 2nd half with 14 pts, 5 rebs, 4 assists and 3 BLKS.
- **Texas A&M:** Led the team in both points (17) and assists (4) while adding six rebounds and three steals.
- **@ Ole Miss:** For the third straight game, led the team in both points (25) and assists (5).
- **West Virginia:** Only played the first 3:26 of the first half before picking up two fouls and sitting the rest of the half ... However, scored five points (a 3-pointer to start the game and a layup) with an assist ... Finished with 15 points.
- **@ Georgia:** Scored 23 points and posted SEC career-bests with nine rebounds and six assists ... Helped Arkansas out-score UGA 46-26 in the second half with 11 points, five rebounds and four assists.
- **Auburn:** Led Arkansas to just the program's 2nd win over AP #1 team with a game-high 28 points ... Had career highs in FT made (11), FT attempts (14), blocked shots (4) and minutes played (41:24) ... Had 9 early points as Arkansas jumped out to a 27-15 lead ... Made back-to-back defensive stops, blocking a shot and getting a steal ... The steal led two FT to tie the game with 54 seconds left ... Sealed the win with a FT with 12 seconds left ... Added a career-high 17 defensive ball touches (deflections, blocked shots, steals).
- **@ Alabama:** Only played 3:44 in the first half due to foul trouble but had three assists ... Led the team at +7 ... Finished with 12 points (all in the second half) including a 3-pointer with 2:36 to play to give Arkansas a 65-64 lead .. Added three second-half steals (had four for the game) and finished with 11 defensive ball touches.
- **Tennessee:** Tied for the team lead with 13 points (3-of-6 3PT).
- **NATIONAL & SEC PLAYER OF THE WEEK (2/28):** Averaged 26.0 points, 5.5 assists and 3.5 rebounds in wins at Florida and against #6/3 Kentucky. For his efforts, named both the National Player of the Week by ESPN.com and Andy Katz/NCAA March Madness as well as being tabbed the SEC Player of the Week ... **@ Florida:** Had a team-high 22 points while adding six rebounds, three assists and two blocked shots in helping Arkansas snap a 14-game losing streak to the Gators in Gainesville ... Notae scored five key points late in the game to secure the win .. First, with Arkansas up one with 1:06 left, he drained a "dagger" 3-pointer to put Arkansas up four ... Then, after a defensive stop, Notae sank two free throws with 40 ticks left for a six-point cushion ... **Kentucky:** Had 30 points and eight assists to become the first Razorback to have at least 30 and 8 in any game since the Hogs joined the SEC (1991-92) ... Additionally became the first SEC player to have at least 30 and 8 versus an AP top 10 team in the last 25 years ... Eight assists both tied a season-high and were a career-high in an SEC game ... Led Arkansas to a 15-2 run to start the game versus Kentucky with eight points and two assists ... His eighth assist of the game came with 1:22 left (to Jaylin Williams) that put Arkansas up one (71-70), a lead the Hogs would not relinquish ... Up four with nine seconds left, Notae blocked a Ty Ty Washington shot to help seal the win.

\* - Will be granted an extra year of eligibility due to COVID-19 in 2020-21



## PERSONAL BESTS

### POINTS

Season:	31	at Texas A&M (01/08/22)
Career:	40	vs Florida Memorial (11/21/18)
SEC:	31	at Texas A&M (01/08/22)

### FG MADE

Season:	13 (2x)	last vs Kentucky (02/26/22)
Career:	16	vs Florida Memorial (11/21/18)
SEC:	23 (3x)	last at Ole Miss (01/08/22)

### FG ATTEMPTED

Season:	26	vs Mercer (11/09/21)
Career:	26	vs Mercer (11/09/21)
SEC:	23 (2x)	last at Ole Miss (01/26/22)

### 3-POINT FG MADE

Season:	5 (2x)	last at Texas A&M (01/08/22)
Career:	5 (7x)	last vs Mercer (11/09/21)
SEC:	5 (4x)	last at Texas A&M (01/08/22)

### 3-PT FG ATTEMPTS

Season:	14	vs Mercer (11/09/21)
Career:	14 (2x)	last vs Mercer (11/09/21)
SEC:	10 (2x)	last at Ole Miss (01/26/22)

### FT MADE

Season:	11	vs Auburn (02/08/22)
Career:	11	vs Auburn (02/08/22)
SEC:	11	vs Auburn (02/08/22)

### FT ATTEMPTED

Season:	14	vs Auburn (02/08/22)
Career:	14	vs Auburn (02/08/22)
SEC:	14	vs Auburn (02/08/22)

### REBOUNDS

Season:	10	vs Charlotte (12/07/21)
Career:	14	vs Stetson (01/30/19)
SEC:	9	at Georgia (02/02/22)

### ASSISTS

Season:	8 (2x)	last vs Kentucky (02/26/22)
Career:	10	at Kennesaw State (01/09/19)
SEC:	8	vs Kentucky (02/26/22)

### STEALS

Season:	7	vs Mercer (11/09/21)
Career:	7	last vs Mercer (11/09/21)
SEC:	5 (2x)	last vs Vanderbilt (01/04/22)

### BLOCKED SHOTS

Season:	4	vs Auburn (02/08/22)
Career:	4	vs Auburn (02/08/22)
SEC:	4	vs Auburn (02/08/22)

### MINUTES

Season:	41:24	vs Auburn (02/08/22)
Career:	46	vs Gardner-Webb (11/26/17)
SEC:	41:24	vs Auburn (02/08/22)

# JD NOTAE



**NCAA MARCH MADNESS & ESPN  
NATIONAL PLAYER OF THE WEEK (2/28)**



**PLAYER OF THE WEEK (2/28)**

**ALL-AMERICA CANDIDATE  
SEC PLAYER OF THE YEAR CANDIDATE  
ALL-SEC CANDIDATE**

## Jeff Borzello, ESPN.com on JD Notae after being named National Player of the Week

"Notae had 22 points and six rebounds in a solid road win at Florida on Tuesday, then **followed it up with one of the best of-fensive performances we've seen in the league this season**. Against Kentucky, Notae was mostly unguardable. He carried the Razorbacks on his back in the first half, scoring 18 points, and then used the added defensive attention in the second half to his advantage, dishing out five assists. He finished with 30 points and eight assists in another huge win for Arkansas."

## Andy Katz, NCAA.com on JD Notae after being named National Player of the Week

Arkansas senior guard J.D. Notae is the National Player of the week for his 30 points and eight assists in the win over Kentucky after scoring 22 in a win over Florida. **The Hogs are rolling right now behind his leadership.**

## Jon Rothstein, CollegeHoopsToday.com

"Arkansas' JD Notae has quietly been as consistent as any guard in the SEC this season."

Total FG Att	458	1st SEC	13th NCAA
Total Steals	62	2nd SEC	15th NCAA
Steals/Gm	2.21	2nd SEC	19th NCAA
Points/Gm	19.1	2nd SEC	44th NCAA
Total FG Made	194	2nd SEC	37th NCAA
3PT FG ATT	196	3rd SEC	62nd NCAA
Minutes/Gm	33:14	3rd SEC	207th NCAA
3PT FG/Gm	2.25	4th SEC	158th NCAA
FG%	.424	10th SEC	251st NCAA
Assists/Gm	3.6	12th SEC	212th NCAA
Assist-TO Ratio	1.32	13th SEC	294th NCAA
FT%	.761	14th SEC	255th NCAA
FT ATT	109	15th SEC	228th NCAA
FT Made	83	16th SEC	220th NCAA

## TRIPLE-DOUBLES (1)

<b>SOPH @ Jacksonville</b>	<b>Pts-Reb-Ass</b>
01/09/19 • at Kennesaw State	15-10-10

## DOUBLE-DOUBLES (6)

<b>FROSH @ Jacksonville</b>	<b>(2)</b>
11/26/17 • Gardner-Webb	17 pts 10 reb
12/09/17 • Florida National	14 pts 10 reb
<b>SOPH @ Jacksonville</b>	<b>(3)</b>
01/05/19 • Lipscomb	^ 12 pts 13 reb
01/09/19 • at Kennesaw State	* ^ 15 pts 10 reb
01/30/19 • Stetson	16 pts 14 reb
<b>SENIOR at ARKANSAS</b>	<b>(1)</b>
12/11/21 • Charlotte	23 pts 10 reb
* - back-to-back games * - part of a triple double	

- Led his team/ARK in Pts: ..... 54 / 23
- Led his team/ARK in Rebs: ..... 20 / 4
- Led his team/ARK in Assists: ..... 36 / 17
- CAREER: Double-figure Pts: ..... 92 / 45
- 20-pt gms: ..... 30 / 15
- 30-pt gms - 40-pt gms: ..... 5 - 1
- Gms with a 3PT FG: ..... 97 / 51
- Gms with 3+ 3PT FG: ..... 36 / 18
- Gms with 3+ Steals: ..... 36 / 16
- Gms with 3+ Assists: ..... 56 / 26
- Gms with 5+ Rebs: ..... 57 / 21

JD NOTAE'S 2021-22 GAME STATS																			
Opponent	Date	GS	Min	FG	FGA	Pct	3FG	3A	Pct	FT	FTA	Pct	O	D	Tot	Avg	PF	FO	A
MERCER	11/09/21	*	39	11	26	.423	5	14	.357	3	4	.750	0	2	2	2.0	1	0	2
GARDNER-WEBB	11/13/21	*	26	7	13	.538	4	7	.571	0	0	.000	0	1	1	1.5	1	0	0
NORTHERN IOWA	11/17/21	*	39	7	14	.500	1	7	.143	2	2	1.000	1	7	8	3.7	1	0	9
vs Kansas State	11/22/21	*	38	4	17	.235	2	10	.200	1	2	.500	0	4	4	3.8	4	0	5
vs Cincinnati	11/23/21	*	39	4	17	.235	2	7	.286	3	4	.750	1	3	4	3.8	2	0	1
PENN	11/28/21	*	36	13	24	.542	0	6	.000	2	4	.500	0	9	9	4.7	3	0	5
CENTRAL ARKANSAS	12/01/21	*	26	4	10	.400	1	4	.250	1	2	.500	0	4	4	4.6	2	0	6
LITTLE ROCK	12/04/21	*	29	7	13	.538	2	6	.333	2	2	1.000	1	0	1	4.1	0	0	2
CHARLOTTE	12/07/21	*	37	9	18	.500	1	6	.167	4	5	.800	0	10	10	4.8	1	0	1
vs Oklahoma	12/11/21	*	39	3	14	.214	2	7	.286	5	5	1.000	0	3	3	4.6	4	0	3
vs Hofstra	12/18/21	*	33	8	16	.500	4	9	.444	0	0	.000	0	6	6	4.7	5	1	2
ELON	12/21/21	*	32	5	13	.385	3	9	.333	2	2	1.000	2	5	7	4.9	4	0	2
at Mississippi State	12/29/21	DNP-Illness																	
VANDERBILT	01/04/22	*	37	6	17	.353	1	7	.143	3	6	.500	0	2	2	4.7	3	0	5
at Texas A&M	01/08/22	*	38	11	23	.478	5	8	.625	4	7	.571	2	3	5	4.7	2	0	3
MISSOURI	01/12/22	*	27	6	14	.429	2	7	.286	5	6	.833	1	1	2	4.5	2	0	2
at LSU	01/15/22	*	27	7	13	.538	2	6	.333	3	4	.750	1	2	3	4.4	4	0	4
SOUTH CAROLINA	01/18/22	*	30	5	12	.417	0	3	.000	7	8	.875	1	6	7	4.6	4	0	5
TEXAS A&M	01/22/22	*	31	6	21	.286	2	10	.200	3	3	1.000	1	5	6	4.7	5	1	4
at Ole Miss	01/26/22	*	37	10	23	.435	4	10	.400	1	2	.500	0	3	3	4.6	2	0	5
WEST VIRGINIA	01/29/22	*	23	6	8	.750	1	2	.500	2	2	1.000	0	0	4	4.3	3	0	2
at Georgia	02/02/22	*	32	9	14	.643	4	7	.571	1	2	.500	0	9	9	4.6	3	0	6
MISSISSIPPI STATE	02/05/22	*	38	4	16	.250	0	6	.000	6	9	.667	0	6	6	4.6	1	0	4
AUBURN	02/08/22	*	41	7	20	.350	3	9	.333	11	14	.786	2	3	5	4.7	2	0	3
at Alabama	02/12/22	*	24	4	11	.364	2	5	.400	2	3	.667	0	1	1	4.5	3	0	3
at Missouri	02/15/22	*	35	6	16	.375	3	5	.600	2	2	1.000	0	5	5	4.5	2	0	4
TENNESSEE	02/19/22	*	24	5	11	.455	3	6	.500	0	0	.000	0	1	1	4.4	5	1	2
at Florida	02/22/22	*	39	7	18	.389	2	5	.400	6	7	.857	1	5	6	4.4	0	0	3
KENTUCKY	02/26/22	*	37	13	26	.500	2	8	.250	2	2	1.000	0	1	1	4.3	2	0	8
<b>Totals</b>			<b>27</b>	<b>933</b>	<b>194</b>	<b>.458</b>	<b>.424</b>	<b>63</b>	<b>.196</b>	<b>.321</b>	<b>83</b>	<b>.109</b>	<b>.761</b>	<b>14</b>	<b>107</b>	<b>121</b>	<b>4.3</b>	<b>71</b>	<b>3</b>



## JD NOTAE CAREER STATISTICS

Year	GP	GS	Min	Avg	FG	FGA	Pct	3FG	3FGA	Pct	FT	FTA	Pct	Off	Def	Tot	Avg	PF	FO	Ass	TO	Blk	Stl	Pts	Avg
2017-18 (JAX)	28	28	879	31.4	159	388	.410	49	121	.405	65	93	.699	28	103	131	4.7	60	2	54	72	14	49	432	15.4
2018-19 (JAX)	32	23	932	29.1	177	415	.427	62	194	.320	81	111	.730	29	168	197	6.2	76	4	109	106	14	52	497	15.5
2020-21 (ARK)	32	1	719	22.5	131	343	.382	56	167	.335	92	121	.760	16	84	100	3.1	47	2	61	66	11	46	410	12.8
2021-22 (ARK)	28	27	933	33.3	194	458	.424	63	196	.321	83	109	.761	14	107	121	4.3	71	3	100	76	18	62	534	19.1
<b>TOTAL</b>	<b>120</b>	<b>79</b>	<b>3463</b>	<b>28.9</b>	<b>661</b>	<b>1604</b>	<b>.412</b>	<b>230</b>	<b>678</b>	<b>.339</b>	<b>321</b>	<b>434</b>	<b>.740</b>	<b>87</b>	<b>462</b>	<b>549</b>	<b>4.6</b>	<b>254</b>	<b>11</b>	<b>324</b>	<b>320</b>	<b>57</b>	<b>209</b>	<b>1873</b>	<b>15.6</b>



# 10 JAYLIN WILLIAMS

\*So. | F | 6-10 | 240 | Fort Smith, Ark. | Fort Smith Northside HS

• 1 of 20 Radar Break-Out Players (Jon Rothstein - College Hoops Today) ... 1 of 20 Glue Guys (Jon Rothstein - College Hoops Today)

## 2021-22 HIGHLIGHTS:

- **Mercer:** Led the team with five assists ... His overall play led Arkansas to an 18-3 run in the second half.
- **GWU:** Dished out 5 assists for the second straight game ... Led the team with eight rebounds and **drew three charges**.
- **UNI:** Only played 23:49 as he battled an ankle injury ... Finished with 11 points, a **career-high 7 assists**, 6 rebounds, 3 blocked shots and a steal ... **Is the only Razorback on record (going back 25 years) to get 11+ points, 6+ rebounds, 7+ assists, 3+ blocks and no turnovers in a game** (HogStats) ... **WINNING PLAYS DOWN THE STRETCH:** 3:52 left & Gm tied 75-75: Blocked Shot • 3:43 left & Gm tied 75-75: Blocked Shot • 2:42 left & Down 78-77: Off Reb & put-back for a 79-78 lead • 1:27 left & Up 82-78: Layup to go up 6 • 1:17 left & Up 84-78: Steal
- **HOF Classic:** Had eight rebounds and sank a key 3-pointer versus K-State ... Versus Cincy, had a then career-high 11 rebounds while drawing a **career-high four charges** ... **WINNING PLAYS DOWN THE STRETCH VS CINCY:** 1:10 left & Up 68-67: Def Reb • 0:47 left & Up 68-67: Off Reb • 0:09 left & Up 70-67: Drew 4th charge of the game • 0:01 left & Up 72-67: Def Reb • 0:01 left & Up 72-67: Made 1-of-2 free throws for the 73-67 final
- **Penn:** Led the team in both rebounds (9) and assists (6).
- **UCA:** Had nine first-half rebounds (8 defensive) ... **Finished with a then career-high 13 boards** (11 defensive) ... added two assists, two steals and two blocked shots, while taking the team's only charge of the game.
- **Charlotte:** Scored a then career-high 15 points (7-of-9 FG) with a then career-high three steals.
- **@ Miss State:** Led the team in rebounds (7), assists (6) and blocked shots (3).
- **@ A&M:** Recorded his **first career double-double** with 10 points and 11 rebounds and the 11 boards were a then SEC career high ... Had 10 defensive rebounds ... **Took three charges**.
- **Mizzou:** Posted **second-straight double-double** with 13 points and 10 rebounds (nine defensive) ... Had then career high in free throws made (7) and attempts (8) ... Dished out three assists and added two steals.
- **@ LSU:** Tied then career highs with **13 rebounds** and **drawing four charges** while tying season-high with 3 steals... Had his **third straight double-double** (11 pts / 13 rebs) and fourth-straight double-digit rebound game ... **Career-high 12 defensive boards** ... Even though Arkansas had a season-high 19 turnovers, Williams had zero ... Down 8 with 9:01 left, Williams helped Arkansas finish the game on a 17-2 with two steals, two charges taken, a 3-pointer and five rebounds ... **BIG PLAYS DOWN THE STRETCH:** 1:25 left & Tied 58-58: Def Reb (and falling down, threw ball off LSU player to keep possession) • 1:10 left & Tied 58-58: Made 3-pointer • 0:59 left & Up 61-58: Drew his 4th charge of the game
- **SEC PLAYER OF THE WEEK (1/24):** Averaged 16.5 points and 10.0 rebounds ... **South Carolina:** For the first time in his career, **led the Razorbacks in scoring with a then career-high 19** as he was a **career-best 9-of-10 at the line** ... Also led the team in rebounds (9) ... Only played 7:22 in the first half due to foul trouble ... Was +24 in the second half as he scored 10 pts with 8 rebs and 2 assists ... **Texas A&M:** Had a **career-high six steals** ... **Became the first major conference Division I player to have at least 14 points, 11 rebounds, six steals, three blocked shots and three assists since November 2010** (Sports Reference) ... Scored 4 of the Hog's 10 OT points, including a jumper with 13 seconds left (2 seconds on shot clock) for a 3-point lead.
- **@ Ole Miss:** Continued strong play with 18 points ... **Scored seven straight points** (layup, 3-pointer, layup) **during the decisive 13-0 run** ... Added three assists, two steals and tied his season-high with three blocked shots.
- **West Virginia:** Tallied his fifth double-double thanks to a then career-high 15 rebounds (14 defensive) and 12 points ... Only player with Plus-Minus in double-digits (+16).
- **@ Georgia:** Only played 19:26 due to foul trouble but finished with 14 points, eight rebounds and two blocked shots.
- **Miss State:** Led the Hogs with +12 thanks to 10 points, 9 rebounds, two blocked shots, one steal and two charges taken ... Set-up Arkansas' 10-3 run to end the game ... Up one with 2:00 to play, Williams sank a 3-pointer ... With the game tied at 42-42, scored five points in an 11-2 run for a lead the Hogs would not relinquish.
- **Auburn:** Tallied his sixth double-double (13 pts & 11 rebs) ... Didn't get credit for an offensive rebound in OT, but created a jump ball to keep possession off a Razorback FT miss with 16 seconds left that led to a Notae FT and 4-point lead with 12 ticks left ... Had a dunk and a 4-point play to spur a 20-4 run and a 27-15 lead ... Scored a layup with 23 seconds left to tie the game and force overtime ... Was 5-of-6 at the line in OT, including two to give Arkansas a lead it would not relinquish and three to put the Hogs up six with 37 ticks left.
- **@ Alabama:** Posted his second double-double of the week and seventh of the season ... **Scored a career-high 22 points** with 10 rebounds ... Scored the Hogs' first 5 points for a 5-0 lead ... **Down 13 (57-44), Williams scored 10 points in a 13-4 run.**
- **SEC PLAYER OF THE WEEK (2/21):** Averaged 13.0 points, 13.5 rebounds and 3.0 assists ... **@ Mizou:** Recorded his **third-straight double-double** with 13 points and 11 rebounds ... Led the team in assists (4) and blocked shots (2) .. **Tennessee:** Ran his double-double streak to four thanks to 13 points and a **career-high 16 rebounds** (15 defensive) .. Had 10 boards at halftime ... **Drew four charges**, including three inside the final 2:09 of the first half.
- **@ Florida:** Had his fifth-straight double-double (and 10th in 14 games) with 15 points and 10 rebounds ... Drew three charges and had a game-clinching steal with 23 seconds left .. **Is the only Hog over the last 25 years to have at least 15 pts, 10 rebs and 3 assists and zero turnovers.**
- **Kentucky:** Recorded his sixth-straight double-double with 16 points and 12 rebounds, adding two assists and a blocked shot ... Had nine of his 12 rebounds in the first half and 12 of his 16 points in the second ... Specifically, scored 10 straight for the Hogs in crunch time (4:38 mark to 36 seconds) ... Down one, hit a jumper on the block with 1:22 left to give Arkansas a lead it would not relinquish ... Added two free throws for 3-point lead with 36 ticks left.

 @Jay\_MWilliams\_

 @thejaylinwilliams\_

\* - Will be granted an extra year of eligibility due to COVID-19 in 2020-21



## PERSONAL BESTS

### POINTS

Season:	19	vs South Carolina (01/18/22)
Career:	19	vs South Carolina (01/18/22)
SEC:	19	vs South Carolina (01/18/22)

### FG MADE

Season:	7	vs Charlotte (12/07/21)
Career:	7	vs Charlotte (12/07/21)
SEC:	4	vs Alabama (02/24/21)

### FG ATTEMPTED

Season:	15	at Alabama (02/12/22)
Career:	15	at Alabama (02/12/22)
SEC:	15	at Alabama (02/12/22)

### 3-POINT FG MADE

Season:	2	at Ole Miss (01/26/22)
Career:	2 (2x)	last at Ole Miss (01/26/22)
SEC:	2	at Ole Miss (01/26/22)

### 3-PT FG ATTEMPTS

Season:	5	at Alabama (02/12/22)
Career:	5	at Alabama (02/12/22)
SEC:	5	at Alabama (02/12/22)

### FT MADE

Season:	9	vs South Carolina (01/18/22)
Career:	9	vs South Carolina (01/18/22)
SEC:	9	vs South Carolina (01/18/22)

### FT ATTEMPTED

Season:	13	at Alabama (02/12/22)
Career:	13	at Alabama (02/12/22)
SEC:	13	at Alabama (02/12/22)

### REBOUNDS

Season:	16	vs Tennessee (02/19/22)
Career:	16	vs Tennessee (02/19/22)
SEC:	16	vs Tennessee (02/19/22)

### ASSISTS

Season:	7	vs UNI (11/17/21)
Career:	7	vs UNI (11/17/21)
SEC:	6	at Mississippi State (12/29/21)

### STEALS

Season:	6	vs Texas A&M (01/22/22)
Career:	6	vs Texas A&M (01/22/22)
SEC:	6	vs Texas A&M (01/22/22)

### BLOCKED SHOTS

Season:	3 (4x)	last at Ole Miss (01/26/22)
Career:	4	vs LSU (02/27/21)
SEC:	4	vs LSU (02/27/21)

### MINUTES

Season:	42:23	vs Texas A&M (01/22/22)
Career:	42:23	vs Texas A&M (01/22/22)
SEC:	42:23	vs Texas A&M (01/22/22)

# JAYLIN WILLIAMS



**PLAYER OF THE WEEK (1/24)**  
**PLAYER OF THE WEEK (2/21)**

**Jon Rothstein, CollegeHoopsToday**

"Players at ALL levels should watch extensive tape on Jaylin Williams: Makes as many non-scoring big plays as anyone in college basketball."

**Aaron Torres, Fox Sports Radio**

"There is no player in college basketball, who brings more energy to his team, on both ends of the court, than Jaylin Williams does for Arkansas."

## Associated Press

"There's no other big man in the Southeastern Conference like Jaylin Williams. The 6-foot-10 Arkansas forward scores, rebounds, passes and makes 3-pointers. He is also one of the best post defenders in the league."

## SEC PLAYER OF THE YEAR CANDIDATE

## SEC DEFENSIVE PLAYER OF THE YEAR CANDIDATE

## ALL-SEC CANDIDATE

Def Reb/Gm	8.00	<b>2nd SEC</b>	<b>8th NCAA</b>
Tot. Rebounds	268	<b>2nd SEC</b>	<b>14th NCAA</b>
Reb/Gm	9.6	<b>2nd SEC</b>	<b>22nd NCAA</b>
Double-Doubles	10	<b>3rd SEC</b>	29th NCAA
Blocks/Gm	1.21	7th SEC	126th NCAA
FT Att.	104	17th SEC	229th NCAA
FT %	.702	20th SEC	344th NCAA
FT Made	73	20th SEC	289th NCAA
Steals/Gm	1.39	21st SEC	262nd NCAA

## DOUBLE-DOUBLES (11)

2021-22 (SOPH)	(11)
01/08/22 • at Texas A&M	^ 10 pts 11 rebs
01/12/22 • MISSOURI	^ 13 pts 10 rebs
01/15/22 • at LSU	^ 11 pts 12 rebs
01/22/22 • TEXAS A&M	14 pts 11 rebs
01/29/22 • WEST VIRGINIA	12 pts 15 rebs
02/08/22 • AUBURN	^ 13 pts 11 rebs
02/12/22 • at Alabama	^ 22 pts 10 rebs
02/15/22 • at Missouri	^ 13 pts 11 rebs
02/19/22 • TENNESSEE	^ 13 pts 16 rebs
02/22/22 • at Florida	^ 15 pts 10 rebs
02/26/22 • KENTUCKY	^ 16 pts 12 rebs

^ - Consecutive games

• Led Razorbacks in Pts: .....	3
• Led Razorbacks in Rebs: .....	27
• Led Razorbacks in Blk Shots: .....	20
• Led Razorbacks in Assists: .....	7
• CAREER: Double-figure Pts: .....	18
Double-figure Rebs: .....	18
20-pt gms: .....	1
Gms with a 3PT Made: .....	15
Gms with 3+ Assists: .....	13
Gms with 5+ Rebs: .....	37
Charges Taken 2020-21 .....	team-best 16
Charges Taken 2021-22 .....	team-best 45

JAYLIN WILLIAM'S 2021-22 GAME STATS																			
Opponent	Dateth	GS	Min	FG	FGA	Pct	3FG	3A	Pct	FT	FTA	Pct	O	D	Tot	Avg	PF	FO	A
MERCER	11/09/21		30	1	4	.250	0	2	.000	2	4	.500	3	5	8	8.0	2	0	5
GARDNER-WEBB	11/13/21	*	24	1	2	.500	0	1	.000	1	2	.500	0	8	8	8.0	1	0	5
NORTHERN IOWA	11/17/21	*	23	5	8	.625	1	1	1.000	0	2	.000	3	3	6	7.3	2	0	7
vs Kansas State	11/22/21	*	32	1	3	.333	1	1	1.000	3	4	.750	1	7	8	7.5	3	0	1
vs Cincinnati	11/23/21	*	35	1	3	.333	0	2	.000	3	6	.500	3	8	11	8.2	3	0	4
PENN	11/28/21	*	29	1	2	.500	0	0	.000	1	2	.500	1	8	9	8.3	2	0	6
CENTRAL ARKANSAS	12/01/21	*	28	4	6	.667	0	1	.000	0	0	.000	2	11	13	9.0	3	0	2
LITTLE ROCK	12/04/21	*	29	4	5	.800	0	0	.000	1	2	.500	1	6	7	8.8	3	0	4
CHARLOTTE	12/07/21	*	32	7	9	.778	0	1	.000	1	1	1.000	2	6	8	8.7	3	0	2
vs Oklahoma	12/11/21	*	27	2	6	.333	1	2	.500	2	3	.667	3	4	7	8.5	3	0	1
vs Hofstra	12/18/21	*	26	3	5	.600	0	0	.000	0	1	.000	1	7	8	8.5	1	0	3
ELON	12/21/21		19	1	3	.333	0	0	.000	1	1	1.000	1	5	6	8.3	2	0	1
at Mississippi State	12/29/21	*	36	4	10	.400	0	3	.000	1	2	.500	2	5	7	8.2	2	0	6
VANDERBILT	01/04/22	*	31	1	2	.500	0	0	.000	4	7	.571	2	8	10	8.3	3	0	2
at Texas A&M	01/08/22	*	30	5	8	.625	0	1	.000	0	0	.000	1	10	11	8.5	2	0	2
MISSOURI	01/12/22	*	24	3	7	.429	0	1	.000	7	8	.875	1	9	10	8.6	1	0	3
at LSU	01/15/22	*	34	4	7	.571	1	2	.500	2	2	1.000	1	12	13	8.8	3	0	1
SOUTH CAROLINA	01/18/22	*	26	5	11	.455	0	1	.000	9	10	.900	3	6	9	8.8	4	0	2
TEXAS A&M	01/22/22	*	43	5	10	.500	1	2	.500	3	3	1.000	1	10	11	8.9	2	0	3
at Ole Miss	01/26/22	*	36	6	10	.600	2	3	.667	4	5	.800	1	7	8	8.9	1	0	3
WEST VIRGINIA	01/29/22	*	36	3	13	.231	1	4	.250	5	7	.714	1	14	15	9.2	4	0	1
at Georgia	02/02/22	*	20	6	9	.667	1	2	.500	1	2	.500	0	8	8	9.1	2	0	1
MISSISSIPPI STATE	02/05/22	*	33	4	9	.444	1	2	.500	1	1	1.000	0	9	9	9.1	5	1	0
AUBURN	02/08/22	*	37	3	9	.333	1	3	.333	6	7	.857	1	10	11	9.2	4	0	2
at Alabama	02/12/22	*	39	6	15	.400	1	5	.200	9	13	.692	2	8	10	9.2	1	0	1
at Missouri	02/15/22	*	37	4	10	.400	0	3	.000	5	6	.833	3	8	11	9.3	3	0	4
TENNESSEE	02/19/22	*	40	6	13	.462	0	2	.000	1	3	.333	1	15	16	9.6	3	0	2
at Florida	02/22/22	*	33	7	13	.538	1	3	.333	0	0	.000	3	7	10	9.6	4	0	3
KENTUCKY	02/26/22	*	32	5	13	.385	0	4	.000	6	7	.857	2	10	12	9.7	3	0	2
<b>Totals</b>		<b>27</b>	<b>901</b>	<b>108</b>	<b>225</b>	<b>.480</b>	<b>13</b>	<b>52</b>	<b>.250</b>	<b>79</b>	<b>111</b>	<b>.712</b>	<b>46</b>	<b>234</b>	<b>280</b>	<b>9.7</b>	<b>75</b>	<b>1</b>	<b>79</b>



JAYLIN WILLIAMS CAREER STATISTICS																			
Year	GP	GS	Min	Avg	FG	FGA	Pct	3FG	3FGA	Pct	FT	FTA	Pct	Off	Def	Tot	Avg	PF	FO
2020-21	26	5	400	15.4	33	69	.478	7	23	.304	23	31	.742	29	92	121	4.7	50	1
2021-22	29	27	901	31.1	108	225	.480	13	52	.250	79	111	.712	46	234	280	9.7	75	1
<b>TOTAL</b>	<b>55</b>	<b>32</b>	<b>1301</b>	<b>23.7</b>	<b>141</b>	<b>294</b>	<b>.480</b>	<b>20</b>	<b>75</b>	<b>.267</b>	<b>102</b>	<b>142</b>	<b>.718</b>	<b>75</b>	<b>326</b>	<b>401</b>	<b>7.3</b>	<b>125</b>	<b>2</b>



## GENERAL:

- Made the Department's Honor Roll (3.0-3.49 GPA) for Fall 2021**
- Member of the Southeastern Conference Men's and Women's Basketball Leadership Council.**
- Played four seasons at South Dakota ... 2x **1st team All-Summit League** (2021 & 2019) and **2nd team all-league once** (2020) ... **9th in the NCAA in scoring** (21.6) in 2020-21 ... Graduated from South Dakota in the spring of 2021 with a Bachelor of General Studies degree ... Scored 1,520 points at USC to rank 11th on the Coyotes' all-time list.
- NON SEC (13 gms) 45-100 FG (.450) 6-25 3PT (.240) 16-24 FT (.667) 4.5 rpg 23 ast 10 blk 9 stl 8.6 ppg**  
**SEC ONLY (16 gms) 78-169 FG (.462) 30-74 3PT (.405) 27-41 FT (.659) 4.8 rpg 17 ast 13 blk 23 stl 13.3 ppg**

## 2021-22 HIGHLIGHTS:

- UNI:** Just missed a double-double with 10 points and 9 rebounds (including 8 defensive).
- Penn:** Had 19 points and seven rebounds in the win ... Made 7-of-10 FG / 2-of-3 3PT.
- UCA:** Game-high 19 points and added eight rebounds, two steals and two blocked shots ... Was a bright spot with 14 first-half points, including nine over the final 8 minutes (Arkansas was down 2 then led by six at the half).
- @ Miss State:** Tied then season-high with a team-best 19 points (7-of-12 FG and 2-of-4 3PT).
- Vandy:** Pumped in a then season-best 28 points, 11 FG made and 3 3's made ... Scored 18 first-half points including 16 of the team's first 21 points.
- Mizzou:** Had a season-high three blocked shots (one off his career high) and added five rebounds.
- @ LSU:** Pulled down six rebounds ... Sealed the win with an offensive rebound and put-back with 22 seconds (it was his lone offensive board, getting Au'Diese Toney's tip off a missed JD Notae free throw).
- South Carolina:** For the second straight game, had an SEC-best six rebounds ... Also had SEC bests in free throws made (4) and attempts (6)
- Texas A&M:** Had his best overall game with 15 points, **SEC-best seven rebounds**, season-high three assists and **tying a career high with three steals** ... Did so while playing a career-high 43:41 ... Had a highlight reel dunk with 1-2 seconds left to put the Hogs up three (76-73).
- West Virginia:** With JD Notae battling foul trouble, Umude carried the offense in the first half with nine points and five rebounds (two offensive) ... Finished with 12 points and eight boards (four offensive) and two blocked shots ... Only played 7:39 in the second half and, **after the game, Coach Muss said, "I thought Stan was awesome. Quite frankly, it will gnaw on me that he didn't get more of an opportunity the last 11 minutes because he certainly deserved it."** ... Teamed with Trey Wade to hold sharp-shooting Sean McNeil to just 3-of-11 shooting (1-of-6 from 3-point).
- @ Georgia:** Led the Hogs to the win with a **season-high 31 points**, a **season-high four assists** and making a **career-high six 3-pointers made** ... Added two steals and two blocked shots ...Hit a layup with 3:26 left in the first half to give Arkansas a 1-point lead (44-43) —a lead the Hogs would not relinquish ... Also, up 4 (32-28) with 4 minutes left in the 1st half, Umude **scored 23 points** — including back-to-back 3's to end the run for a 23-point lead — **as part of a 41-14 run** that went to the 10-minute mark of the 2nd half ... **Hear Muss talk about the back-to-back 3's.**
- @ Alabama:** One rebound shy of his first double-double as a Razorback ... Had 19 points and 9 rebounds before fouling out with 3:32 to play.
- @ Missouri:** Led the team with 23 points ... **Tied his career-high with six 3-pointers made and attempted a career-high nine triples** ... Made 3 3's during an 18-5 run to put the Hogs up 22-9 ... In the second half after Mizou got to within 11 with 5:2 left, scored seven points in a 10-2 run to put the game out of reach.
- Tennessee:** For the second time this season and seventh time in his career, **tied a career high with three steals**.
- @ Florida:** Once again **tied his career-high with three steals** while adding six rebounds (three on each end) ... Added 11 points ... Down one, hit a 3-pointer with 4:46 left to give Arkansas a lead it wold not relinquish.
- Kentucky:** Scored 13 points thanks to making 3-of-5 from 3-point range ... Added six rebounds ... Twice with Arkansas down one inside the final 8:30, made 3-pointers.

STANLEY UMUDE'S 2021-22 GAME STATS																			
Opponent	Date	GS	Min	FG	FGA	Pct	3FG	3A	Pct	FT	FTA	Pct	O	D	Tot	Avg	PF	FO	A
MERCER	11/09/21	*	17	3	7	.429	0	1	.000	0	0	.000	1	2	3	3.0	0	0	1
GARDNER-WEBB	11/13/21		27	4	7	.571	1	1	1.000	0	0	.000	1	3	4	3.5	2	0	3
NORTHERN IOWA	11/17/21		29	4	10	.400	1	2	.500	1	2	.500	1	8	9	5.3	2	0	1
vs Kansas State	11/22/21		21	5	9	.556	0	2	.000	0	0	.000	1	3	4	5.0	3	0	2
vs Cincinnati	11/23/21		8	2	5	.400	0	1	.000	0	0	.000	0	1	1	4.2	0	0	0
PENN	11/28/21		34	7	10	.700	2	3	.667	3	5	.600	0	7	7	4.7	2	0	0
CENTRAL ARKANSAS	12/01/21		24	7	15	.467	1	3	.333	2	6	.333	5	3	8	5.1	2	0	1
LITTLE ROCK	12/04/21		19	2	5	.400	0	1	.000	5	6	.833	2	1	3	4.9	2	0	1
CHARLOTTE	12/07/21		10	0	6	.000	0	1	.000	0	0	.000	2	1	3	4.7	2	0	0
vs Oklahoma	12/11/21		26	3	7	.429	0	3	.000	2	2	1.000	3	1	4	4.6	4	0	3
vs Hofstra	12/18/21	*	29	3	9	.333	0	4	.000	0	0	.000	0	5	5	4.6	0	0	3
ELON	12/21/21		5	1	1	1.000	0	0	.000	0	0	.000	0	0	0	4.3	2	0	1
at Mississippi State	12/29/21		26	7	12	.583	2	4	.500	3	4	.750	1	2	3	4.2	3	0	1
VANDERBILT	01/04/22	*	34	11	20	.550	3	7	.429	3	4	.750	2	1	3	4.1	4	0	4
at Texas A&M	01/08/22	*	23	4	8	.500	1	3	.333	1	2	.500	1	2	3	4.0	5	1	1
MISSOURI	01/12/22		22	2	6	.333	1	3	.333	0	0	.000	1	4	5	4.1	3	0	2
at LSU	01/15/22	*	24	2	4	.500	1	2	.500	3	4	.750	1	5	6	4.2	2	0	3
SOUTH CAROLINA	01/18/22	*	30	4	8	.500	0	2	.000	4	6	.667	1	5	6	4.3	3	0	1
TEXAS A&M	01/22/22	*	44	5	14	.357	1	5	.200	4	4	1.000	1	6	7	4.4	2	0	3
at Ole Miss	01/26/22	*	19	0	4	.000	0	1	.000	0	0	.000	0	2	2	4.3	2	0	0
WEST VIRGINIA	01/29/22	*	24	4	9	.444	1	3	.333	3	3	1.000	4	4	8	4.5	2	0	1
at Georgia	02/02/22	*	37	12	20	.600	6	8	.750	1	2	.500	0	4	4	4.5	1	0	4
MISSISSIPPI STATE	02/05/22	*	19	2	8	.250	0	2	.000	1	1	1.000	1	2	3	4.4	1	0	0
AUBURN	02/08/22	*	39	3	9	.333	2	7	.286	1	2	.500	1	3	4	4.4	2	0	2
at Alabama	02/12/22	*	25	7	11	.636	3	7	.429	2	2	1.000	3	6	9	4.6	5	1	2
at Missouri	02/15/22	*	37	8	13	.615	6	9	.667	1	4	.250	0	5	5	4.6	2	0	1
TENNESSEE	02/19/22	*	39	2	12	.167	0	6	.000	1	3	.333	1	3	4	4.6	1	0	1
at Florida	02/22/22	*	38	4	10	.400	1	3	.333	2	3	.667	3	3	6	4.6	4	0	1
KENTUCKY	02/26/22	*	35	5	10	.500	3	5	.600	0	0	.000	1	5	6	4.7	0	0	1
Totals			17	764	123	269	.457	36	99	.364	43	65	.662	38	97	135	4.7	63	2

STANLEY UMUDE CAREER STATISTICS																			
Year	GP	GS	Min	Avg	FG	FGA	Pct	3FG	3FGA	Pct	FT	FTA	Pct	Off	Def	Tot	Avg	PF	FO
2017-18 (USD)	14	0	47	3.4	4	14	.286	0	3	.000	7	10	.700	0	7	7	0.5	3	0
2018-19 (USD)	30	18	797	28.6	156	318	.491	26	74	.351	94	134	.701	32	133	165	5.5	89	2
2019-20 (USD)	32	32	977	30.5	190	414	.459	36	108	.333	117	157	.745	22	179	201	6.3	76	1
2020-21 (USD)	25	25	807	32.3	193	410	.471	39	110	.355	115	144	.797	14	162	176	7.0	53	0
2021-22 (ARK)	29	17	764	26.3	123	269	.457	36	99	.364	43	65	.662	38	97	135	4.7	63	2
TOTAL	130	92	3392	26.1	666	1425	.467	137	394	.348	376	510	.737	106	578	684	5.3	284	5

Season	TO	Blk	Stl	Pts	Avg
2017-18 (USD)	2	6	2	1	15
2018-19 (USD)	41	51	37	22	432
2019-20 (USD)	66	64	43	21	533
2020-21 (USD)	74	63	9	11	540
2021-22 (ARK)	29	46	23	32	325
TOTAL	212	230	114	87	1845

## DOUBLE-DOUBLES (13)

<b>SOPHOMORE @ South Dakota</b>		(3)
12/29/18 • at North Dakota State	17 pts	11 reb
02/07/19 • OMAHA	24 pts	10 reb
02/20/19 • DENVER	18 pts	10 reb
<b>JUNIOR @ South Dakota</b>		(5)
11/30/19 • at Northern Arizona	18 pts	14 reb
12/02/19 • at Washington	17 pts	13 reb
12/06/19 • MOUNT MARTY	19 pts	14 reb
01/19/20 • at South Dakota State	11 pts	10 reb
01/30/20 • at Denver	23 pts	13 reb
<b>SENIOR @ South Dakota</b>		(5)
12/01/20 • at Nebraska	25 pts	12 reb
12/12/20 • vs South Dakota State	41 pts	11 reb
01/03/21 • DENVER	27 pts	11 reb
01/23/21 • at Western Illinois	14 pts	11 reb
02/13/21 • at North Dakota	26 pts	13 reb

- Led his team/ARK in Pts: ..... 45 / 5**
- Led his team/ARK in Reb: ..... 37 / 1**
- Led his team/ARK Assists: ..... 8 / 0**
- Led his tm/ARK in PTS+REB Same Gm ... 13 / 0**
- CAREER: Double-figure Pts: ..... 86 / 15**  
**Double-figure Rebs: ..... 14 / 0**  
**20-pt gms: ..... 34 / 3**  
**30-pt gms - 40-pt gms: ..... 6 - 1**  
**Gms with a 3PT FG: ..... 77 / 17**  
**Gms with 3+ PT FG ..... 13 / 5**  
**Gms with 3+ Assists: ..... 33 / 3**  
**Gms with 5+ Rebs: ..... 73 / 12**

## PERSONAL BESTS

<b>POINTS</b>	
Season: 31	at Georgia (02/02/22)
Career: 41	vs South Dakota State (12/12/20)
SEC: 31	at Georgia (02/02/22)

<b>FG MADE</b>	
Season: 12	at Georgia (02/02/22)
Career: 17	vs South Dakota State (12/12/20)
SEC: 12	at Georgia (02/02/22)

<b>FG ATTEMPTED</b>	
Season: 20 (2x)	last at Georgia (02/02/22)
Career: 26	vs South Dakota State (12/12/20)
SEC: 20 (2x)	last at Georgia (02/02/22)

<b>3-PT FG MADE</b>	
Season: 6 (2x)	last at Missouri (02/15/22)
Career: 6 (2x)	last at Missouri (02/15/22)
SEC: 6 (2x)	last at Missouri (02/15/22)

<b>3-PT FG ATT</b>	
Season: 9	at Missouri (02/15/22)
Career: 9	at Missouri (02/15/22)
SEC: 9	at Missouri (02/15/22)

<b>FT MADE</b>	
Season: 5	vs Little Rock (12/04/21)
Career: 14	last vs Mt. Morry (02/15/20)
SEC: 4 (2x)	last vs Texas A&M (01/22/22)

<b>FT ATTEMPTED</b>	
Season: 6 (2x)	last vs Little Rock (12/04/21)
Career: 20	at Oral Roberts (02/15/20)
SEC: 6	vs South Carolina (01/18/22)

<b>REBOUNDS</b>	
Season: 9	vs UNI (11/17/21)
Career: 14 (2x)	last vs Mt. Morry (12/06/19)
SEC: 7	vs Texas A&M (01/22/22)

<b>ASSISTS</b>	
Season: 4	at Georgia (02/02/22)
Career: 7	North Dakota State (02/19/20)
SEC: 4	at Georgia (02/02/22)

<b>STEALS</b>	
Season: 3 (3x)	last at Florida (02/22/22)
Career: 3 (8x)	last at Florida (02/22/22)
SEC: 3 (3x)	last at Florida (02/22/22)

<b>BLOCKED SHOTS</b>	
Season: 3	vs Missouri (01/12/22)
Career: 4 (2x)	last vs Denver (02/20/19)
SEC: 3	vs Missouri (01/12/22)

<b>MINUTES</b>	
Season: 43:41	vs Texas A&M (01/22/22)
Career: 43:41	vs Texas A&M (01/22/22)
SEC: 43:41	vs Texas A&M (01/22/22)

SE.	13.1	45	TEXAS A&M	(6/27/22)															
PF	FO	Ast	TO	Blk	Stl		Pts	Avg											
3	0	2	6	2	1		15	1.1											
89	2	41	51	37	22		432	14.4											
76	1	66	64	43	21		533	16.7											
53	0	74	63	9	11		540	21.6											
53	2	29	46	23	32		325	11.2											
34	5	212	230	114	87		1845	14.2											

2

## KHALEN "KK" ROBINSON

Pronounced: Kay-Lin

\*So. | G | 6-0 | 180 | Little Rock, Ark. | Oak Hill (Va.) Academy

## GENERAL:

- Named the SEC First-Year Academic Honor Roll ... Made the Department's Honor Roll (3.0-3.49 GPA) for Fall 2020 and Spring 2021 ... Was ranked 39th-best HS prospect by 247Sports.com after his senior season -- which was one spot higher than Moses Moody in the publication.

## 2021-22 HIGHLIGHTS:

- Mercer: Started the season opener.
- GWU: Handed out a season-high three assists.
- UCA: Scored a season-high six points.
- Hofstra: Started and had four assists with zero turnovers while making a 3-pointer.
- Mizzou: Had a career-high two steals in 4:04 played

• Led his team in Pts: .....  
 • Led his team in Rebs: .....  
 • Led his team in Assists: .....  
 • CAREER: Double-figure Pts: .....  
 20-pt gms: .....  
 Gms with a 3PT FG: .....  
 Gms with 3+ 3PT FG: .....  
 Gms with 3+ Steals: .....  
 Gms with 3+ Assists: .....

@onekrob2

@khal2n

\* - Will be granted an extra year of eligibility due to COVID-19 in 2020-21



## PERSONAL BESTS

## POINTS

Season: 6 vs Central Arkansas (12/01/21)

Career: 15 vs Miss Valley State (11/25/20)

SEC: --

## FG MADE

Season: 2 vs Central Arkansas (12/01/21)

Career: 5 vs Miss Valley State (11/25/20)

SEC: --

## FG ATTEMPTED

Season: 6 vs Central Arkansas (12/01/21)

Career: 8 vs Miss Valley State (11/25/20)

SEC: 3 at Mississippi State (12/29/21)

## 3-POINT FG MADE

Season: 1 (4x) last vs Elon (12/21/21)

Career: 3 vs Miss Valley State (11/25/20)

SEC: --

## 3-PT FG ATTEMPTS

Season: 3 vs Central Arkansas (12/01/21)

Career: 5 vs Miss Valley State (11/25/20)

SEC: 3 at Mississippi State (12/29/21)

## FT MADE

Season: 1 vs Central Arkansas (12/01/21)

Career: 2 (2x) last vs North Texas (11/28/20)

SEC: --

## FT ATTEMPTED

Season: 2 vs Central Arkansas (12/01/21)

Career: 2 (4x) last vs UCA (12/01/20)

SEC: 1 vs Missouri (01/12/22)

## REBOUNDS

Season: 2 (2x) last vs Central Arkansas (12/01/21)

Career: 3 vs Miss Valley State (11/25/20)

SEC: 2 at Tennessee (01/06/21)

## ASSISTS

Season: 4 vs Hofstra (12/18/21)

Career: 4 (2x) last vs Hofstra (12/18/21)

SEC: 1 (2x) last at Mississippi State (12/29/21)

## STEALS

Season: 2 vs Missouri (01/12/22)

Career: 2 vs Missouri (01/12/22)

SEC: 2 vs Missouri (01/12/22)

## BLOCKED SHOTS

Season: --

Career: 1 vs Oral Roberts (12/20/20)

SEC: --

## MINUTES

Season: 11:01 vs Elon (12/21/21)

Career: 20:36 vs Miss Valley State (11/25/20)

SEC: 10:51 at Mississippi State (12/29/21)

## KHALEN ROBINSON'S 2021-22 GAME STATS

Opponent	Date	GS	Min	FG	FGA	Pct	3FG	3A	Pct	FT	FTA	Pct	O	D	Tot	Avg	PF	FO	A	TO	Blk	Stl	Pts	Avg	
MERCER	11/09/21	*	9	0	2	.000	0	2	.000	0	0	.000	0	2	2	2.0	1	0	0	0	0	0	0	0.0	
GARDNER-WEBB	11/13/21		10	1	3	.333	1	2	.500	0	0	.000	0	0	0	1.0	2	0	3	1	0	1	3	1.5	
NORTHERN IOWA	11/17/21	DNP																							
vs Kansas State	11/22/21		2	0	0	.000	0	0	.000	0	0	.000	0	0	0	0.7	1	0	0	0	0	0	0	1.0	
vs Cincinnati	11/23/21	DNP																							
PENN	11/28/21		7	0	1	.000	0	0	.000	0	0	.000	0	0	0	0.5	2	0	0	0	0	0	0	0.8	
CENTRAL ARKANSAS	12/01/21		9	2	6	.333	1	3	.333	1	2	.500	1	1	2	0.8	2	0	1	1	0	1	6	1.8	
LITTLE ROCK	12/04/21		3	0	0	.000	0	0	.000	0	0	.000	0	0	0	0.7	1	0	0	0	0	0	0	1.5	
CHARLOTTE	12/07/21		1	1	1	1.000	1	1	1.000	0	0	.000	0	0	0	0.6	0	0	0	0	0	0	3	1.7	
vs Oklahoma	12/11/21		0	0	0	.000	0	0	.000	0	0	.000	0	0	0	0.5	0	0	0	0	0	0	0	1.5	
vs Hofstra	12/18/21	*	3	1	3	.333	1	3	.333	0	0	.000	0	0	0	0.4	2	0	4	0	0	0	3	1.7	
ELON	12/21/21		11	1	3	.333	1	2	.500	0	0	.000	0	0	0	0.4	3	0	1	2	0	1	3	1.8	
at Mississippi State	12/29/21		11	0	3	.000	0	3	.000	0	0	.000	1	0	1	0.5	2	0	1	1	0	0	0	1.6	
VANDERBILT	01/04/22	DNP																							
at Texas A&M	01/08/22		1	0	0	.000	0	0	.000	0	0	.000	0	0	0	0.4	1	0	0	0	0	0	0	1.5	
MISSOURI	01/12/22		4	0	0	.000	0	0	.000	0	1	.000	0	0	0	0.4	1	0	1	1	0	2	0	1.4	
at LSU	01/15/22		1	0	0	.000	0	0	.000	0	0	.000	0	0	0	0.4	0	0	0	1	0	0	0	1.3	
SOUTH CAROLINA	01/18/22	DNP																							
TEXAS A&M	01/22/22	DNP																							
at Ole Miss	01/26/22	DNP																							
WEST VIRGINIA	01/29/22	DNP																							
at Georgia	02/02/22		4	1	2	.500	1	1	1.000	0	0	.000	0	1	1	0.4	0	0	0	1	0	0	3	1.4	
MISSISSIPPI STATE	02/05/22	DNP																							
AUBURN	02/08/22	DNP																							
at Alabama	02/12/22	DNP																							
at Missouri	02/15/22	DNP																							
TENNESSEE	02/19/22		3	0	1	.000	0	0	.000	0	0	.000	0	0	0	0.4	0	0	0	0	0	0	0	1.3	
at Florida	02/22/22	DNP																							
KENTUCKY	02/26/22	DNP																							
Totals			2	79	7	25	.280	6	17	.353	1	3	.333	2	4	6	0.4	18	0	11	8	0	5	21	1.3

## KHALEN ROBINSON CAREER STATISTICS

Year	GP	GS	Min	Avg	FG	FGA	Pct	3FG	3FGA	Pct	FT	FTA	Pct	Off	Def	Tot	Avg	PF	FO	Ass	TO	Blk	Stl	Pts	Avg
2020-21	11	0	92	8.4	9	21	.429	5	12	.417	6	8	.750	0	10	10	0.9	16	1	11	6	1	3	29	2.6
2021-22	16	2	79	4.9	7	25	.280	6	17	.353	1	3	.333	2	4	6	0.4	18	0	11	8	0	5	21	1.3
TOTAL	27	2	171	6.3	16	46	.348	11	29	.379	7	11	.636	2	14	16	0.6	34	1	22	14	1	8	50	1.9



3

## TREY WADE

Gr.Sr. | G | 6-6 | 220 | Marietta, Ga. | South Cobb HS | Wichita State Univ.



@treywade35



@thetreywade5

## GENERAL:

• Was a two-year starter at Wichita State ... Played his freshman season-each at UTEP and his sophomore year South Plains (Texas) Junior College ... Appeared in 52 games with 47 starts in two seasons for the Shockers and helped team to 2021 NCAA Tournament berth ... Graduated from Wichita State in the spring of 2021 with a degree in general studies (sociology) ... He is pursuing his Master's in adult and lifelong learning at Arkansas.

• GMS 1-16 (11-5) 19-35 FG (.543) 3-6 3PT (.500) 4-7 FT (.571) 1.6 rpg 11 ast 6 blk 5 stl 2.8 ppg  
GMS 17-29 (12-1) 21-43 FG (.488) 5-15 3PT (.333) 12-13 FT (.923) 3.4 rpg 10 ast 6 blk 2 stl 4.5 ppg

BIG GAMES: Game 16 (vs Mizzou): 17 points

Game 20 (at Ole Miss): 12 points

Game 26 (at Mizzou): 12 with 11 rebounds for his 1st double-double and a Razorback

• IN 15 SEC GAMES: 7-of-16 (43.8%) from 3-PT

## 2021-22 HIGHLIGHTS:

- **GWU:** Had a season-highs with three assists and five points.
- **UCA:** In just 8 minutes, scored four points and grabbed four rebounds with a steal.
- **Elon:** Earned his first start as a Razorback ... Produced season-high in blocked shots (3) and rebounds (5).
- **Mizzou:** Had his best game as a Razorback ... Scored a **season-high 17 points** (7-10 FG; 1-1 3PT) and **tied a career-high with three steals** ... Also tied season-highs in assists (3) and steals (3) while tying his season highs in rebounds (5) and added two blocked shots ... Had a 12 defensive ball touches with seven deflections, three blocked shots and two steals — the second-best, single-game total by a Razorback this season.
- **Texas A&M:** Drained both 3-pointers he attempted ... Even though his overall stat line was not great, Coach Musselman praised him postgame for his outstanding defense both individually and for the team.
- **@ Ole Miss:** Played a **career-high 39:40** and **did not commit a turnover** ... Was 5-of-5 from the field (2-of-2 FG) while tying season highs with **five rebounds and four assists**.
- **West Virginia:** Teamed with Stanley Umude to hold sharp-shooting Sean McNeil to just 3-of-11 shooting (1-of-6 from 3-point).
- **@ Mizzou:** Recorded his first double-double as a Razorback with 12 points (5-of-7 FG) and 11 rebounds (four offensive) ... Was a team-best +27 (only Hog over 20 in the 19-point win).
- **Kentucky:** Helped Arkansas race out to a 15-2 start with two baskets — both dunks — and a free throw to complete an old-fashion 3-point play.

## DOUBLE-DOUBLES (4)

FRESHMAN @ UTEP (1)  
03/07/18 • vs UTSA 10 pts 10 reb

JUNIOR @ Wichita State (2)  
11/05/19 • OMAHA 19 pts 11 reb  
12/14/19 • OKLAHOMA 11 pts 15 reb

GR SENIOR @ ARKANSAS (1)  
02/15/21 • at Missouri 12 pts 11 reb

• Led his team/ARK in Pts: ..... 9 / 0  
• Led his team/ARK in Reb: ..... 18 / 1  
• Led his team/ARK Assists: ..... 3 / 0  
• Led his team/ARK in PT+REB same gmc: ... 3 / 0  
• CAREER: Double-figure Pts: ..... 24 / 3  
Double-figure Rebs: ..... 5 / 1  
20-pt gms: ..... 3 / 0  
Gms with a 3PT FG: ..... 48 / 6  
Gms with 3+ Steals: ..... 4 / 1  
Gms with 3+ Assists: ..... 14 / 3  
Gms with 5+ Rebs: ..... 54 / 6



## PERSONAL BESTS

## POINTS

Season: 17 vs Missouri (01/12/22)  
Career: 23 at Tulane (03/03/21)  
SEC: 17 vs Missouri (01/12/22)

## FG MADE

Season: 7 vs Missouri (01/12/22)  
Career: 9 at Tulane (03/03/21)  
SEC: 7 vs Missouri (01/12/22)

## FG ATTEMPTED

Season: 10 vs Missouri (01/12/22)  
Career: 15 at UAB (01/25/18)  
SEC: 10 vs Missouri (01/12/22)

## 3-PT FG MADE

Season: 2 (2x) last at Ole Miss (01/26/22)  
Career: 4 (2x) last at Tulane (03/03/21)  
SEC: 2 (2x) last at Ole Miss (01/26/22)

## 3-PT FG ATT

Season: 2 (3x) last at Ole Miss (01/26/22)  
Career: 8 at UAB (01/25/18)  
SEC: 2 (2x) last at Ole Miss (01/26/22)

## FT MADE

Season: 4 vs West Virginia (01/29/22)  
Career: 4 (2x) last at South Florida (12/22/20)  
SEC: 2 (3x) last at Missouri (02/15/22)

## FT ATTEMPTED

Season: 4 vs West Virginia (01/29/22)  
Career: 7 vs Omaha (11/05/19)  
SEC: 3 vs Missouri (01/12/22)

## REBOUNDS

Season: 11 at Missouri (02/15/22)  
Career: 15 vs Oklahoma (12/14/19)  
SEC: 11 at Missouri (02/15/22)

## ASSISTS

Season: 4 at Ole Miss (01/26/22)  
Career: 5 (2x) vs UCF (01/30/21)  
SEC: 4 at Ole Miss (01/26/22)

## STEALS

Season: 3 vs Missouri (01/12/22)  
Career: 3 (4x) vs Missouri (01/12/22)  
SEC: 3 vs Missouri (01/12/22)

## BLOCKED SHOTS

Season: 3 vs Elon (12/21/21)  
Career: 4 vs FIU (01/13/18)  
SEC: 2 vs Missouri (01/12/22)

## MINUTES

Season: 39:40 at Ole Miss (01/26/22)  
Career: 39:40 at Ole Miss (01/26/22)  
SEC: 39:40 at Ole Miss (01/26/22)

## TREY WADE'S 2021-22 GAME STATS

Opponent	Date	GS	Min	FG	FGA	Pct	3FG	3A	Pct	FT	FTA	Pct	O	D	Tot	Avg	PF	FO	A	TO	Blk	Stl	Pts	Avg
MERCER	11/09/21	7	0	0	.000	0	0	.000	0	0	.000	0	0	0	0.0	0	0	0	0	0	0	0	0	0.0
GARDNER-WEBB	11/13/21	16	2	4	.500	1	2	.500	0	0	.000	1	1	2	1.0	1	0	3	0	1	0	0	5	2.5
NORTHERN IOWA	11/17/21	12	2	3	.667	0	0	.000	0	0	.000	0	0	0	0.7	4	0	1	1	0	0	4	3.0	
vs Kansas State	11/22/21	6	0	2	.000	0	1	.000	0	0	.000	0	1	1	0.8	0	0	0	0	0	0	0	2.3	
vs Cincinnati	11/23/21	4	0	0	.000	0	0	.000	1	2	.500	1	2	3	1.2	0	0	0	0	0	0	0	1.7	
PENN	11/28/21	5	0	1	.000	0	1	.000	0	0	.000	0	0	0	1.0	0	0	1	0	0	0	0	2.0	
CENTRAL ARKANSAS	12/01/21	8	2	3	.667	0	0	.000	0	0	.000	1	3	4	1.4	0	0	0	1	0	1	4	2.0	
LITTLE ROCK	12/04/21	6	2	3	.667	0	0	.000	0	0	.000	0	0	0	1.3	1	0	1	1	0	0	4	2.3	
CHARLOTTE	12/07/21	3	0	2	.000	0	0	.000	0	0	.000	1	0	1	1.2	1	0	0	0	0	0	0	2.0	
vs Oklahoma	12/11/21	0	0	0	.000	0	0	.000	0	0	.000	0	0	0	1.1	0	0	0	0	0	0	0	1.8	
vs Hofstra	12/18/21	10	0	0	.000	0	0	.000	0	0	.000	0	1	1	1.1	0	0	0	0	0	0	0	1.6	
ELON	12/21/21	*	22	3	5	.600	0	0	.000	1	2	.500	2	3	5	1.4	1	0	2	0	3	1	7	2.1
at Mississippi State	12/29/21	*	22	1	2	.500	1	1	1.000	0	0	.000	0	0	0	1.3	2	0	1	1	0	0	3	2.2
VANDERBILT	01/04/22	5	0	0	.000	0	0	.000	0	0	.000	0	2	2	1.4	0	0	0	0	0	0	0	2.0	
at Texas A&M	01/08/22	4	0	0	.000	0	0	.000	0	0	.000	1	0	1	1.3	0	0	0	1	0	0	0	1.9	
MISSOURI	01/12/22	*	32	7	10	.700	1	1	1.000	2	3	.667	3	2	5	1.6	0	0	3	1	2	3	17	2.8
at LSU	01/15/22	*	20	1	2	.500	0	0	.000	0	0	.000	2	0	2	1.6	1	0	0	0	0	1	2	2.8
SOUTH CAROLINA	01/18/22	*	31	2	4	.500	0	1	1.000	1	1	1.000	3	1	4	1.7	1	0	0	2	0	0	5	2.9
TEXAS A&M	01/22/22	*	34	2	3	.667	2	2	1.000	2	2	1.000	0	1	1	1.7	3	0	1	1	1	0	8	3.2
at Ole Miss	01/26/22	*	40	5	5	1.000	2	2	1.000	0	1	.000	1	4	5	1.9	4	0	4	0	1	0	12	3.6
WEST VIRGINIA	01/29/22	*	38	1	2	.500	0	1	.000	4	4	1.000	1	1	2	1.9	1	0	1	1	1	0	6	3.7
at Georgia	02/02/22	*	21	0	2	.000	0	1	.000	0	0	.000	0	2	2	1.9	0	0	1	1	0	0	0	3.5
MISSISSIPPI STATE	02/05/22	*	19	2	6	.333	1	4	.250	0	0	.000	2	3	5	2.0	2	0	1	1	1	0	5	3.6
AUBURN	02/08/22	*	6	0	2	.000	0	0	.000	0	0	.000	0	1	1	2.0	1	0	0	0	0	0	0	3.5
at Alabama	02/12/22	*	12	0	2	.000	0	0	.000	0	0	.000	1	0	1	1.9	0	0	0	1	0	0	0	3.3
at Missouri	02/15/22	*	36	5	7	.714	0	1	.000	2	2	1.000	4	7	11	2.3	1	0	1	0	0	1	12	3.7
TENNESSEE	02/19/22	*	21	1	5	.200	0	2	.000	2	2	1.000	2	4	6	2.4	2	0	0	1	0	0	4	3.7
at Florida	02/22/22	*	16	0	1	.000	0	1	.000	0	0	.000	1	0	1	2.4	0	0	0	1	0	0	0	3.5
KENTUCKY	02/26/22	*	14	2	2	1.000	0	0	.000	1	1	1.000	1	2	3	2.4	1	0	0	2	1	0	5	3.6
Totals		16	470	40	78	.513	8	21	.381	16	20	.800	28	41	69	2.4	27	0	20	17	12	7	104	3.6

## TREY WADE CAREER STATISTICS

Year	GP	GS	Min	Avg	FG	FGA	Pct	3FG	3FGA	Pct	FT	FTA	Pct	Off	Def	Tot	Avg	PF	FO	Ast	TO	Blk	Stl	Pts	Avg
2017-18 (UTEP)	25	6	444	17.8	77	160	.481	18	52	.346	8	24	.333	29	75	104	4.2	40	1	9	18	23	10	180	7.2
2019-20 (WSU)	31	27	730	23.5	86	200	.430	22	68	.324	35	60	.583	62	106	168	5.4	46	0	41	30	13	21	229	7.4
2020-21 (WSU)	22	21	573	26.0	56	139	.403	19	61	.311	16	29	.552	42	82	124	5.6	37	0	34	18	15	11	147	6.7
2021-22 (ARK)	29	16	470	16.2	40	78	.513	8	21	.381	16	20	.800	28	41	69	2.4	27	0	20	17	12	7	104	3.6
TOTAL	107	70	2217	20.7	259	577	.449	67	202	.332	75	133	.564	161	304	465	4.3	150	1	104	83	63	49	660	6.2

# 4 DAVONTE "DEVO" DAVIS

\*So. | G | 6-4 | 180 | Jacksonville, Ark. | Jacksonville HS

## GENERAL:

• **Named the SEC First-Year Academic Honor Roll ... Made the Department's Honor Roll (3.0-3.49 GPA) for Fall 2020, Spring 2021 and Fall of 2021 ... 2-Year Member of Arkansas' SAAC.**

• **PRESEASON: 2nd Tm All-SEC** (Coaches and Media) ... **1 of 20 Break-Out Players** (Jon Rothstein- College Hoops Today)

• **1st 52 Career Games: 12-56 (21.4%) 3PT** || 2-13 30 gms as FR & 10-43 1st 22 gms as SO || **7 games w/ a 3PT LAST 6 GAMES\*** 8-15 (53.3%) 3PT || 2-3 vs AUB, at MIZ, vs TEN and at FLA || **4 games w/ a 3PT**

\*NOTE: did not make a 3-pointer vs Kentucky but was fouled shooting a triple and made all 3 free throws

## 2021-22 HIGHLIGHTS:

- **Mercer:** Did not take a shot Mercer but led the team with a +19 as he held Mercer's top scorer to just 4-of-13 FG / 0-of-6 3PT.
- **GWU:** Tied his **then career-high with 6 assists** as Arkansas handed out 23 for the game ... Scored 10 points, making 2 3-pointers (only made 2 trey as a frosh) ... Added two steals
- **Cincy:** Struggled shooting, but was the only Razorback in double-digits for Plus-Minus (+10) thanks to his defensive effort ... Added five rebounds and three assists ... One of his boards was on the offensive end with 23 seconds left that led to two Chris Lykes free throws (21 seconds left) and a 3-point lead ... Had back-to-back assists with a defensive rebound in between as Arkansas went from down four to up one with just over 5 minutes to play.
- **Penn:** Dished out five assists, one shy of his career high, with five rebounds and two steals.
- **UCA:** Played his best game in the win ... Scored 16 points (6-9 FG and 4-7 FT) with six rebounds, three assists and two steals ... Team-best +30 in 27:27 minutes played.
- **LR:** Had a **then career-high seven assists** (all in the first half) ... Battled foul trouble in the second half, but scored 10 of his 16 in the period.
- **Charlotte:** **May have played his best game as a Razorback ... Scored season-high 18 points** (two shy of career high) with a **career-high eight assists** and four rebounds ... Also, held Charlotte's leading scorer (entered at 19.6 ppg) to just 10 points on 4-of-14 shooting (0-of-5 3PT)
- **Oklahoma:** Scored a **career-high 26 points while making a career-high four 3-pointers** (entered the game with just 6 career 3's made)... Was a perfect 4-of-4 at the line while adding five rebounds and three assists.
- **Elon:** Did not attempt a shot but had a team-best six assists and was second on the team with six rebounds ... Per @sports\_ref, became the only Power 6 player since at least 2010-11 to have a game with 6+ assists, 6+ rebounds and no field goal attempts.
- **@ Miss State:** Battled foul trouble but was productive in his 26 minutes played with 15 points (7-of-12 FG), five rebounds, four assists and two steals.
- **@ A&M:** Posted career highs in both free throws made (9) and attempted (10) ... Scored 13 points, 11 in the second half as Arkansas trimmed a 17-point deficit to 1 ... Added **seven assists — an SEC career high** — and seven rebounds, including four offensive boards.
- **Mizzou:** Was excellent off the bench, playing o with 15 points, 6 rebounds, 4 assists and 3 steals ... Capped a 26-3 start by the Hogs with a dunk.
- **@ LSU:** Played the final minute and second half despite losing his front tooth (face hit the floor when fouled on a breakaway dunk attempt) ... Had a **season-high and tied his career high with eight rebounds** (four offensive) ... Sank a key 3-pointer during Arkansas' 10- run late in the second half.
- **Texas A&M:** Only scored four points but all four came in overtime as well as his lone steal ... Converted an old-fashion, 3-point play with 2:31 left to give Arkansas a lead it would not relinquish.
- **West Virginia:** Tied for the team lead with three assists while adding six rebounds.
- **Miss State:** Second on the team in Plus-Minus at +11 (Jaylin Williams led at +12) ... Made a key jumper at the top of the key as the shot clock was expiring for a 4-point lead (58-54) with 1:01 left.
- **Auburn:** Was +15 (and the only Hog in double figures) in a four-point win over #1 Auburn ... Had a **career-high five steals** ... Scored 10 points to snap a streak of seven games in single digits ... Was 2-of-3 from 3-point range, marking the first time in an SEC game he made multiple triples.
- **@ Mizzou:** Scored 11 points (2-of-3 from 3-point range and 3-of-3 at the line)
- **Tennessee:** Led the team with +14, playing 18:29 in a 10-pt win ... With the game tied, Davis spurred an 11-1 run to give the Hogs a lead its would not relinquish .. Started run with a 3-pointer ... Later, had another triple and an assist to cap the run ... Had four rebounds (three offensive including one of his lone missed 3-pointer).
- **@ Florida:** Pumped in 19 points (7-of-10 FG • 2-of-3 3PT) with six rebounds and a team-best four assists with zero turnovers ... Scored Arkansas' final five points to seal the win, including a break-away dunk with 19 seconds left to go up seven.
- **Kentucky:** Led the team with a +4, playing 31:23 off the bench ... Was 5-of-7 at the line (3-of-3 in one trip to put the Hogs up two with 5:22 left — was 2-of-4 inside the final 13 seconds to keep it a 2-possession game ... Made a key defensive rebound with five seconds left, saving the ball from going out of bounds after an Au'Diese Toney blocked shot.

Assists-TO Ratio	1.64	8th SEC	201st NCAA
Totals Assists	87	15th SEC	295th NCAA
Assists/Gm	3.0	16th SEC	337th NCAA

• <b>Led the Razorbacks in Pts:</b> .....	<b>4</b>
• <b>Led the Razorbacks in Rebs:</b> .....	<b>2</b>
• <b>Led the Razorbacks in Assists:</b> .....	<b>16</b>
• <b>Led the Razorbacks in Steals:</b> .....	<b>13</b>
• <b>CAREER: Double-figure Pts:</b> .....	<b>24</b>
20-pt gms:.....	<b>2</b>
Gms with a 3PT FG:.....	<b>11</b>
Gms with 3+ 3PT FG:.....	<b>1</b>
Gms with 3+ Assists:.....	<b>23</b>
Gms with 3+ Steals:.....	<b>5</b>
Gms with 5+ Rebs:.....	<b>27</b>

@MrDevoBuckets

@devofor3

\* - Will be granted an extra year of eligibility due to COVID-19 in 2020-21



## PERSONAL BESTS

### POINTS

Season:	26	vs Oklahoma (12/11/21)
Career:	26	vs Oklahoma (12/11/21)
SEC:	20	vs Georgia (01/09/21)

### FG MADE

Season:	9	vs Oklahoma (12/11/21)
Career:	9 (2x)	vs Oklahoma (12/11/21)
SEC:	9	vs Georgia (01/09/21)

### FG ATTEMPTED

Season:	21	vs Oklahoma (12/11/21)
Career:	21	vs Oklahoma (12/11/21)
SEC:	14 (2x)	last vs Florida (02/16/21)

### 3-POINT FG MADE

Season:	4	vs Oklahoma (12/11/21)
Career:	4	vs Oklahoma (12/11/21)
SEC:	2 (4x)	last at Florida (02/22/22)

### 3-PT FG ATTEMPTS

Season:	8	vs Oklahoma (12/11/21)
Career:	8	vs Oklahoma (12/11/21)
SEC:	4	at Mississippi State (12/29/21)

### FT MADE

Season:	9	at Texas A&M (01/08/21)
Career:	9	at Texas A&M (01/08/22)
SEC:	9	at Texas A&M (01/08/22)

### FT ATTEMPTED

Season:	10	at Texas A&M (01/08/21)
Career:	10	at Texas A&M (01/08/22)
SEC:	10	at Texas A&M (01/08/22)

### REBOUNDS

Season:	8	at LSU (01/15/22)
Career:	8 (5x)	last at LSU (01/15/22)
SEC:	8 (3x)	last at LSU (01/15/22)

### ASSISTS

Season:	8	vs Charlotte (12/07/21)
Career:	8	vs Charlotte (12/07/21)
SEC:	7	at Texas A&M (01/08/22)

### STEALS

Season:	5	vs Auburn (02/08/22)
Career:	5	vs Auburn (02/08/22)
SEC:	5	vs Auburn (02/08/22)

### BLOCKED SHOTS

Season:	-	
Career:	2	vs Colgate (03/19/21)
SEC:	1 (3x)	last at Missouri (02/13/21)

### MINUTES

Season:	38:56	vs Oklahoma (12/11/21)
Career:	38:56	vs Oklahoma (12/11/21)
SEC:	38:52	vs Texas A&M (03/06/21)

## DAVONTE DAVIS' 2021-22 GAME STATS

Opponent	Date	GS	Min	FG	FGA	Pct	3FG	3A	Pct	FT	FTA	Pct	O	D	Tot	Avg	PF	FO	A	TO	Blk	Stl	Pts	Avg
MERCER	11/09/21	*	34	0	0	.000	0	0	.000	0	0	.000	0	4	4	4.0	1	0	1	5	0	3	0	0.0
GARDNER-WEBB	11/13/21	*	29	4	10	.400	2	3	.667	0	0	.000	1	2	3	3.5	2	0	6	2	0	2	10	5.0
NORTHERN IOWA	11/17/21	*	23	4	8	.500	2	4	.500	0	0	.000	1	3	4	3.7	3	0	1	0	0	1	10	6.7
vs Kansas State	11/22/21	*	25	2	5	.400	0	2	.000	0	2	.000	0	4	4	3.8	3	0	1	2	0	1	4	6.0
vs Cincinnati	11/23/21	*	25	3	12	.250	0	2	.000	2	2	1.000	2	3	5	4.0	3	0	3	3	0	0	8	6.4
PENN	11/28/21	*	36	3	7	.429	0	2	.000	0	0	.000	3	2	5	4.2	1	0	5	2	0	2	6	6.3
CENTRAL ARKANSAS	12/01/21	*	26	6	9	.667	0	0	.000	4	7	.571	1	5	6	4.4	3	0	3	2	0	2	16	7.7
LITTLE ROCK	12/04/21	*	28	8	11	.727	0	2	.000	0	0	.000	1	3	4	4.4	4	0	7	0	0	1	16	8.8
CHARLOTTE	12/07/21	*	35	7	12	.583	0	0	.000	4	7	.571	2	2	4	4.3	4	0	8	5	0	1	18	9.8
vs Oklahoma	12/11/21	*	39	9	21	.429	4	8	.500	4	4	1.000	0	5	5	4.4	3	0	3	1	0	0	26	11.4
vs Hofstra	12/18/21	*	30	3	11	.273	0	1	.000	3	3	1.000	1	3	4	4.4	5	1	4	1	0	1	9	11.2
ELON	12/21/21	*	35	0	0	.000	0	0	.000	1	2	.500	2	4	6	4.5	1	0	6	1	0	0	1	10.3
at Mississippi State	12/29/21	*	26	7	12	.583	1	4	.250	0	1	.000	0	5	5	4.5	4	0	4	2	0	2	15	10.7
VANDERBILT	01/04/22	*	8	0	0	.000	0	0	.000	0	0	.000	0	0	0	4.2	2	0	0	3	0	0	0	9.9
at Texas A&M	01/08/22	*	37	2	10	.200	0	4	.000	9	10	.900	4	3	7	4.4	3	0	7	4	0	1	13	10.1
MISSOURI	01/12/22	*	28	5	9	.556	0	2	.000	5	6	.833	2	4	6	4.5	1	0	4	1	0	3	15	10.4
at LSU	01/15/22	*	33	3	9	.333	1	3	.333	0	0	.000	4	4	8	4.7	3	0	3	5	0	1	7	10.2
SOUTH CAROLINA	01/18/22	*	32	3	8	.375	0	2	.000	1	2	.500	1	4	5	4.7	4	0	0	1	0	0	7	10.1
TEXAS A&M	01/22/22	*	19	1	5	.200	0	0	.000	2	3	.667	3	2	5	4.7	4	0	2	2	0	1	4	9.7
at Ole Miss	01/26/22	*	23	0	2	.000	0	1	.000	0	0	.000	0	1	1	4.6	3	0	3	2	0	0	0	9.3
WEST VIRGINIA	01/29/22	*	28	2	9	.222	0	2	.000	3	6	.500	2	4	6	4.6	1	0	3	2	0	1	7	9.1
at Georgia	02/02/22	*	17	1	3	.333	0	1	.000	0	0	.000	0	1	1	4.5	3	0	1	0	0	0	2	8.8
MISSISSIPPI STATE	02/05/22	*	22	3	5	.600	0	1	.000	0	0	.000	0	1	1	4.3	2	0	1	0	0	1	6	8.7
AUBURN	02/08/22	*	32	4	8	.500	2	3	.667	0	0	.000	1	3	4	4.3	3	0	0	2	0	5	10	8.8
at Alabama	02/12/22	*	30	2	8	.250	0	3	.000	0	0	.000	2	4	6	4.4	2	0	2	3	0	0	4	8.6
at Missouri	02/15/22	*	33	3	5	.600	2	3	.667	3	3	1.000	0	1	1	4.2	3	0	2	1	0	1	11	8.7
TENNESSEE	02/19/22	*	18	2	5	.400	2	3	.667	1	2	.500	3	1	4	4.2	2	0	1	1	0	0	7	8.6
at Florida	02/22/22	*	28	7	10	.700	2	3	.667	3	4	.750	1	5	6	4.3	4	0	4	0	0	0	19	9.0
KENTUCKY	02/26/22	*	31	0	1	.000	0	0	.000	5	7	.714	0	2	2	4.2	1	0	2	0	0	0	5	8.8
Totals		13	810	94	215	.437	18	59	.305	50	71	.704	37	85	122	4.2	78	1	87	53	0	30	256	8.8

## DAVONTE DAVIS CAREER STATISTICS

Year	GP	GS	Min	Avg	FG	FGA	Pct	3FG	3FGA	Pct	FT	FTA	Pct	Off	Def	Tot	Avg	PF	FO	Ast	TO	Blk	Stl	Pts	Avg
2020-21	30	17	716	23.9	109	229	.476	2	13	.154	34	45	.756	36	98	134	4.5	70	0	64	48	5	35	254	8.5
2021-22	29	13	810	27.9	94	215	.437	18	59	.305	50	71	.704	37	85	122	4.2	78	1	87	53	0	30	256	8.8
<b>TOTAL</b>	<b>59</b>	<b>30</b>	<b>1526</b>	<b>25.9</b>	<b>203</b>	<b>444</b>	<b>.457</b>	<b>20</b>	<b>72</b>	<b>.278</b>	<b>84</b>	<b>116</b>	<b>.724</b>	<b>73</b>	<b>183</b>	<b>256</b>	<b>4.3</b>	<b>148</b>	<b>1</b>	<b>151</b>	<b>101</b>	<b>5</b>	<b>65</b>	<b>510</b>	<b>8.6</b>



# 5 AU'DIESE TONEY

\*Sr. | G | 6-6 | 205 | Huntsville, Ala. | Trinity Christian (N.C.) Acad. | Univ. of Pittsburgh

Pronounced: Awe-Deece

## GENERAL:

• Played three seasons with the Pitt Panthers ... Scored 763 points (9.78 avg.) in his three years at Pitt and averaged 5.42 rebounds (423 total) ... Had three career double-doubles.

• Scored his 1,000th career point at Georgia (8:32, 1st half) with a fast-break layup .... Grabbed 500th career rebound and dished out 100th career assist vs Vandy ... Has made 12-straight at the FT Line

## 2021-22 HIGHLIGHTS:

- **Mercer:** Registered a double-double in the season opener with 18 pts and 11 rebs ... Made 7-of-9 shots ... Added two assists ... Had five offensive boards ... Was second on the team with a +18 ... Coach Muss "he really saved us with his unselfish play"
- **UNI:** Scored eight of his 13 points during a 5:44 stretch in the second half.
- **HOF Classic:** Named **Tournament MVP** ... Scored 13 vs K-State and a game-high 19 vs Cincy ... Had nine rebounds in both games, including six offensive in both contests ... His final offensive board came with Arkansas clinging to a 1-point lead with 43 seconds left ... Also held Cincy's top scorer to zero points (0-of-4 shooting) ... Was 12-of-15 at the FT line (7-of-8 vs Cincy).
- **UCA:** Led Arkansas' second-half explosion, going 6-of-6 FG and scoring a game-best 14 (of his 16 points) in the period ... Added three assists.
- **LR:** Led Arkansas in both points (tied with 18) and rebounds (8) ... Was 6-of-7 from the field ... Scored 16 of his 18 in the first half.
- **Vandy:** Scored **20 points, his first 20-point game as a Razorback** ... Drained 7-of-9 at the free throw line and had three assists, all season highs ... Scored 16 of his 20 in the second half (5-of-5 FG)... **Tied for the team lead with a Plus-Minus of +10** ... Tallied 500th career rebound and 100th career assist.
- **@ LSU:** Had 12 points in a season-high 38:40 played ... Didn't get credit for a rebound, but his effort kept the ball alive on a missed JD Notae free throw that led to a Stanley Umude layup and five-point lead with 22 seconds left.
- **South Carolina:** Scored 13 points with an **SEC-best eight rebounds** (five on the offensive end) ... Added a **season-best three steals**.
- **@ Ole Miss:** Offensive numbers were OK (7 pts, 5 rebs), but led the team with +12 (only player in double digits) as he was singled out for his excellent defense of Matthew Murrell.
- **West Virginia:** Led the team with 19 points (6-of-8 FG and 7-of-8 FT) and tied for the team lead with three assists ... Added seven rebounds ... Had his second-straight strong defensive performance, holding Taz Sherman to 4-of-11 shooting ... After WVU cut a 19-point lead to five, Toney had a 5-0 run of his own as part of an 8-0 run.
- **@ Georgia:** Scored 10 points, all in the first half, including his 1,000th career point at the 8:32 mark in the first half with a fast-break layup.
- **@ Miss State:** Named the team's Defensive Player of the Game and was singled out by MSU head coach Ben Howland for Toney's defense on Iverson Molinar.
- **Auburn:** Recorded his second double-double with 14 points and 10 rebounds ... Had five offensive boards (all in the second half).
- **Tennessee:** Was just 1-of-6 shooting from the field, but was 6-of-6 at the line ... Added 10 rebounds (four offensive) and was +11 ... Held UT's leading scorer Santiago Vescovi to 2-of-13 FG, 1-of-9 3PT.
- **@ Florida:** Scored 12 points on the strength on making 6-of-6 at the line ... Up 2 with 3:18 left, cut to the basket for a layup to put the Hogs up four.
- **Kentucky:** Only scored four points with two rebounds, but was praised for his defensive effort, including two blocked shots ... Held hot-shooting Kellen Grady to just 1-of-3 shooting with the lone FG (a 3-pointer) coming with 2:21 left in the game ... Blocked a Grady 3-pointer with five seconds left to seal the win.

FT Made	95	9th SEC	137th NCAA
Off Reb/Gm	2.31	9th SEC	173rd NCAA
FT Pct.	.785	10th SEC	187th NCAA
FT Att	121	11th SEC	155th NCAA

## DOUBLE-DOUBLES (5)

<b>SOPH @ Pitt</b>	(1)
02/02/20 • MIAMI	15 pts 10 reb
<b>JUNIOR @ Pitt</b>	(2)
01/06/21 • at Syracuse	12 pts 14 reb
01/19/21 • DUKE	22 pts 11 reb
<b>SENIOR @ ARKANSAS</b>	(2)
11/09/21 • MERCER	18 pts 11 reb
02/08/22 • AUBURN	14 pts 10 reb

- Led his team/ARK in Pts: ..... 8 / 3
- Led his team/ARK in Reb: ..... 24 / 3
- Led his team/ARK Assists: ..... 4 / 1
- CAREER: Double-figure Pts: ..... 49 / 14
- Double-figure Rebs: ..... 7 / 3
- 20-pt gms: ..... 7 / 1
- Gms with a 3PT FG: ..... 44 / 6
- Gms with 2+ Steals: ..... 21 / 2
- Gms with 3+ Assists: ..... 15 / 3
- Gms with 5+ Rebs: ..... 59 / 15

@thefuturetoney

@at.loading

\* - Will be granted an extra year of eligibility due to COVID-19 in 2020-21



## PERSONAL BESTS

### POINTS

Season: 20	vs Vanderbilt (01/04/22)
Career: 27	at Duke (01/28/20)
SEC: 20	vs Vanderbilt (01/04/22)

### FG MADE

Season: 7 (2x)	last vs Central Arkansas (12/01/21)
Career: 11	at Duke (01/28/20)
SEC: 6	vs Vanderbilt (01/04/22)

### FG ATTEMPTED

Season: 9 (2x)	last vs Cincinnati (11/23/21)
Career: 19	at Duke (01/28/20)
SEC: 12	vs South Carolina (01/18/22)

### 3-PT FG MADE

Season: 1 (4x)	last vs Vanderbilt (01/04/22)
Career: 4	vs Saint Francis (PA) (11/25/20)
SEC: 1 (2x)	last vs Vanderbilt (01/04/22)

### 3-PT FG ATT

Season: 2	vs Penn (11/28/21)
Career: 6	vs Saint Francis (PA) (11/25/20)
SEC: 2	vs Vanderbilt (01/04/22)

### FT MADE

Season: 7 (2x)	last vs Vanderbilt (01/04/22)
Career: 13	vs Duke (01/19/21)
SEC: 7	vs Vanderbilt (01/04/22)

### FT ATTEMPTED

Season: 9	vs Vanderbilt (01/04/22)
Career: 17	vs Duke (01/19/21)
SEC: 9	vs Vanderbilt (01/04/22)

### REBOUNDS

Season: 11	vs Mercer (11/09/21)
Career: 14	at Syracuse (01/06/21)
SEC: 10 (2x)	vs Tennessee (02/19/22)

### ASSISTS

Season: 3 (3x)	last vs West Virginia (01/29/22)
Career: 6	vs Drexel (11/28/20)
SEC: 3	vs Vanderbilt (01/04/22)

### STEALS

Season: 3	vs South Carolina (01/18/22)
Career: 4 (4x)	last vs Wake Forest (03/10/20)
SEC: 3	vs South Carolina (01/18/22)

### BLOCKED SHOTS

Season: 1 (7x)	last vs Vanderbilt (01/04/22)
SEC: 2	vs Saint Louis (11/21/18)
SEC: 1 (2x)	last at LSU (01/15/22)

### MINUTES

Season: 42:40	vs Texas A&M (01/22/22)
Career: 42:40	vs Texas A&M (01/22/22)
SEC: 42:40	vs Texas A&M (01/22/22)

## AU'DIESE TONEY'S 2021-22 GAME STATS

Opponent	Date	GS	Min	FG	FGA	Pct	3FG	3A	Pct	FT	FTA	Pct	O	D	Tot	Avg	PF	FO	A	TO	Blk	Stl	Pts	Avg	
MERCER	11/09/21	*	37	7	9	.778	0	1	.000	4	6	.667	5	6	11	11.0	0	0	2	1	0	1	18	18.0	
GARDNER-WEBB	11/13/21	*	14	1	4	.250	0	0	.000	1	2	.500	2	3	5	8.0	3	0	1	1	0	0	3	10.5	
NORTHERN IOWA	11/17/21	*	38	4	6	.667	1	1	1.000	4	4	1.000	0	6	6	7.3	2	0	0	0	1	1	13	11.3	
vs Kansas State	11/22/21	*	27	4	8	.500	0	0	.000	5	7	.714	6	3	9	7.8	3	0	0	0	0	1	13	11.8	
vs Cincinnati	11/23/21	*	37	6	9	.667	0	0	.000	7	8	.875	6	3	9	8.0	2	0	1	1	0	1	19	13.2	
PENN	11/28/21	*	19	5	7	.714	1	2	.500	1	1	1.000	2	2	4	7.3	2	0	0	1	0	1	12	13.0	
CENTRAL ARKANSAS	12/01/21	*	20	7	8	.875	0	0	.000	2	3	.667	0	2	2	6.6	1	0	3	0	1	1	16	13.4	
LITTLE ROCK	12/04/21	*	38	6	7	.857	1	1	1.000	5	9	.556	2	6	8	6.8	1	0	2	1	1	0	18	14.0	
CHARLOTTE	12/07/21	*	37	1	1	1.000	0	0	.000	4	4	1.000	3	4	7	6.8	1	0	0	3	1	0	6	13.1	
vs Oklahoma	12/11/21	*	35	2	4	.500	0	0	.000	2	2	1.000	2	3	5	6.6	1	0	1	2	0	2	6	12.4	
vs Hofstra	12/18/21	*	37	3	6	.500	0	1	.000	3	4	.750	3	4	7	6.6	2	0	0	2	1	1	9	12.1	
ELON	12/21/21	*	8	0	1	.000	0	0	.000	0	0	.000	0	1	1	6.2	0	0	0	0	1	0	0	11.1	
at Mississippi State	12/29/21	*	18	1	3	.333	1	1	1.000	3	4	.750	1	0	1	5.8	2	0	0	2	0	0	6	10.7	
VANDERBILT	01/04/22	*	36	6	7	.857	1	2	.500	7	9	.778	1	2	3	5.6	2	0	3	1	1	1	20	11.4	
at Texas A&M	01/08/22	*	29	4	11	.364	0	0	.000	1	2	.500	4	2	6	5.6	4	0	0	1	0	0	9	11.2	
MISSOURI	01/12/22	*	20	1	3	.333	0	0	.000	0	0	.000	1	1	2	5.4	2	0	0	0	0	0	2	10.6	
at LSU	01/15/22	*	39	4	8	.500	0	1	.000	4	6	.667	2	2	4	5.3	1	0	0	4	1	1	12	10.7	
SOUTH CAROLINA	01/18/22	*	33	5	12	.417	0	1	.000	3	4	.750	5	3	8	5.4	2	0	1	1	0	3	13	10.8	
TEXAS A&M	01/22/22	*	42	4	8	.500	0	0	.000	4	4	1.000	3	3	6	5.5	0	0	1	1	0	1	12	10.9	
at Ole Miss	01/26/22	*	37	2	5	.400	0	1	.000	3	4	.750	0	5	5	5.5	0	0	1	2	0	1	7	10.7	
WEST VIRGINIA	01/29/22	*	39	6	8	.750	0	2	.000	7	8	.875	2	5	7	5.5	3	0	3	2	0	0	19	11.1	
at Georgia	02/02/22	*	34	4	6	.667	1	1	1.000	1	1	1.000	1	0	1	5.3	3	0	1	2	0	1	10	11.0	
MISSISSIPPI STATE	02/05/22	*	36	1	4	.250	0	1	.000	4	6	.667	2	2	4	5.3	2	0	2	0	0	2	6	10.8	
AUBURN	02/08/22	*	41	5	11	.455	0	2	.000	4	5	.800	5	5	10	5.5	3	0	0	3	0	0	14	11.0	
at Alabama	02/12/22	*	39	1	11	.091	0	0	.000	4	6	.667	3	4	7	5.5	3	0	0	2	0	0	6	10.8	
at Missouri	02/15/22	*	6	0	0	.000	0	0	.000	0	0	.000	0	0	0	5.3	4	0	0	1	0	0	0	10.3	
TENNESSEE	02/19/22	*	37	1	6	.167	0	0	.000	6	6	1.000	4	6	10	5.5	0	0	0	1	2	0	8	10.3	
at Florida	02/22/22	*	34	3	9	.333	0	2	.000	6	6	1.000	2	2	4	5.4	1	0	1	2	0	0	12	10.3	
KENTUCKY	02/26/22	*	37	2	5	.400	0	1	.000	0	0	.000	0	2	2	5.3	2	0	0	1	2	0	4	10.1	
Totals			26	904	96	187	.513	6	21	.286	95	121	.785	67	87	154	5.3	52	0	23	38	12	19	293	10.1

## AU'DIESE TONEY CAREER STATISTICS

Year	GP	GS	Min	Avg	FG	FGA	Pct	3FG	3FGA	Pct	FT	FTA	Pct	Off	Def	Tot	Avg	PF	FO	Ast	TO	Blk	Stl	Pts	Avg
2018-19 (PITT)	32	28	809	25.3	80	222	.360	17	69	.246	63	95	.663	62	117	179	5.6	62	1	15	34	4	22	240	7.5
2019-20 (PITT)	31	25	934	30.1	107	232	.461	22	67	.328	57	87	.655	63	86	149	4.8	60	2	36	35	3	38	293	9.5
2020-21 (PITT)	16	16	559	34.9	77	166	.464	18	53	.340	58	87	.667	37	58	95	5.9	33	0	37	38	2	20	230	14.4
2021-22 (ARK)	29	26	904	31.2	96	187	.513	6	21	.286	95	121	.785	67	87	154	5.3	52	0	23	38	12	19	293	10.1
<b>TOTAL</b>	<b>108</b>	<b>95</b>	<b>3206</b>	<b>29.7</b>	<b>360</b>	<b>807</b>	<b>.446</b>	<b>63</b>	<b>210</b>	<b>.300</b>	<b>273</b>	<b>390</b>	<b>.700</b>	<b>229</b>	<b>348</b>	<b>577</b>	<b>5.3</b>	<b>207</b>	<b>3</b>	<b>111</b>	<b>145</b>	<b>21</b>	<b>99</b>	<b>1056</b>	<b>9.8</b>



## GENERAL:

**Made the Department's Honor Roll (3.0-3.49 GPA) for Fall 2021**

Spent four seasons with the Miami Hurricanes but only played two games his senior year (2020-21) after injuring his ankle on Dec. 4 ... Graduated from Miami (Spring, '21 - sport administration/marketing) ... Pursuing a second undergraduate degree at Arkansas in arts and sciences ... Preseason 1st team All-ACC prior to 2020-21 season ... **2020 All-ACC HM ... 2019 and 2018 ACC All-Academic Team** ... Led the team - and ranked among the ACC top 10 - in scoring in both 2019-20 and 2018-19.

Was on Jersey Mike's Naismith Trophy Preseason Watch List ... #20 ranked returning player in college basketball (Andy Katz - March Madness) ... #51 on CBSSports.com Top 100 and 1 best college players entering 2021-22 ... 1 of 30 Impact Transfers (Jon Rothstein - College Hoops Today).

**INSIDE THE FINAL 3 MINUTES (AND OT), IS 40-OF-43 (93.0%) AT THE FREE THROW LINE** ... Is the first Razorback since Joe Kleine in 1983-84 to have multiple games in a season shooting 10-10 or better at the free throw line (12-12 vs Elon and 10-10 vs. Kansas State).

**Made 21 straight at the line spanning five games (Hofstra-Vandy) before missing his final attempt vs Vandy.**

Since going 3-of-6 at the line vs TX A&M, is 14-of-14 at the line and has made 15 straight (made his last FT vs A&M) • HAS 11 OF HIS SEASON'S 25 STEALS IN THE LAST SIX GAMES.

## 2021-22 HIGHLIGHTS:

**Mercer:** Scored 16 off the bench thanks to making 7-of-8 FT ... 10 of his points came during Arkansas' decisive 18-3 run to turn a 54-53 deficit into a 71-57 lead.

**UNI:** Led the team with 26 points ... **CLICK TO WATCH: his acrobatic layup that was the top play on ESPN's SportsCenter** ... Scored 12 straight points on his own, including a 7-0 Razorback run, in the first half ... Arkansas was down 3 (75-72 with 4:25 left) before Lykes ignited a 21-5 run with nine points - including 6-of-6 FT - over the final 4:10 to secure the win.

**HOF Classic:** Named to the **Hall of Fame Classic All-Tournament Team** ... Made a huge impact by making 18-of-20 free throws, including 10-of-10 inside the final 1:46 versus K-State and 4-of-4 inside the final 21 seconds vs Cincinnati ... Scored 14 vs KSU and 15 vs Cincy ... Only made one 3-pointer, but it came with Arkansas down 4 with 5:49 to play.

**UCA:** Posted season-highs with five assists and two steals.

**LR:** Tied season-high with two steals ... Was 6-of-7 at the line, including 4-of-4 inside the final 2:33 to seal the win.

**Charlotte:** Played his best defensive game according to Coach Muss ... Added 13 points and three assists.

**Hofstra:** Scored 19, making a season-high 4-of-9 3-pointers, and was 5-of-5 at the line ... Added a season-high three steals

**Elon:** In his first start of the season ... Led the team with 21 points on 4-of-8 FG (1-4 3PT) ... Was 12-of-12 at the free throw line.

**Vandy:** Only had 1 point, 1 steal and 3 rebounds in 10:27 played ... However, the point, steal and two boards came inside the final 20 seconds to give Arkansas a chance to tie/win ... Also, in 10:27 minutes played, tied for the team lead in Plus-Minus at +10.

**Missouri:** Recorded his 11th career blocked shot and first as a Razorback, which made SEC Now's Patric (Young's) Poster segment.

**Texas A&M:** Only had two assists, but both came in overtime and both baskets put the Hogs up three ... Also drew a charge and snapped an 0-for-9 dry spell from 3-point range (5-game stretch).

**@ Georgia:** Was praised by Coach Musselman for his preparation and responded accordingly ... Only had nine assists and one steal in the first eight SEC games then, in game nine, dished out season-highs of seven assists and had four steals

**Miss State:** Followed that with another outstanding performance at both ends ... Had 10 points and did not get score on the defensive end ... Drained two 3-pointers, including one with 25 seconds left to give Arkansas a 7-point lead and secure the win.

**Auburn:** Was 4-of-4 at the free throw line and scored six points ... Sank two FT with 27 seconds left to put the Hogs up five

**Tennessee:** Was 6-of-6 at the line and tied for the team lead with two assists ... Was 4-of-4 at the line inside the final 58 seconds.

FT Pct.	.861	4th SEC	43rd NCAA
FT Made	87	12th SEC	183rd NCAA
FT Att	101	19th SEC	313th NCAA

• Led his tm/ARK in Pts:.....	32 / 4
• Led his tm/ARK in Assists:.....	30 / 3
• Led his tm/ARK Pts•Asts Same Gm:.....	11 / 0
• CAREER: Double-figure Pts:.....	75 / 9
Double-figure Assists:.....	0 / 0
20-pt gms:.....	18 / 2
Gms with a 3PT FG:.....	86 / 12
Gms with 3+ 3PT FG:.....	24 / 1
Gms with 3+ Steals:.....	9 / 1
Gms with 3+ Assists:.....	45 / 4
Gms with 5+ Assists:.....	19 / 2



## PERSONAL BESTS

## POINTS

Season: 26	vs UNI (11/7/21)
Career: 28 (2x)	last at Illinois (12/02/19)
SEC: 10	at Mississippi State (12/29/21)

## FG MADE

Season: 8	vs UNI (11/7/21)
Career: 11	at Illinois (12/02/19)
SEC: 3	at Mississippi State (12/29/21)

## FG ATTEMPTED

Season: 16	vs UNI (11/7/21)
Career: 23	at North Carolina (02/09/19)
SEC: 9	at Mississippi State (12/29/21)

## 3-PT FG MADE

Season: 4 (2x)	last vs Hofstra (12/18/21)
Career: 6 (2x)	vs Florida State (01/18/20)
SEC: 1 (3x)	last at Georgia (02/02/22)

## 3-PT FG ATT

Season: 9	vs Hofstra (12/18/21)
Career: 11 (2x)	vs Clemson (03/11/20)
SEC: 4	at Mississippi State (12/29/21)

## FT MADE

Season: 12	vs Elon (12/21/21)
Career: 14	vs Wake Forest (01/12/19)
SEC: 4	vs Auburn (02/08/22)

## FT ATTEMPTED

Season: 12	vs Elon (12/21/21)
Career: 14	vs Wake Forest (01/12/19)
SEC: 6	vs Texas A&M (01/22/22)

## REBOUNDS

Season: 3 (4x)	last vs Vanderbilt (01/04/22)
Career: 6	vs Loyola-Chicago (03/15/18)
SEC: 3	vs Vanderbilt (01/04/22)

## ASSISTS

Season: 7	at Georgia (02/02/22)
Career: 9	at Virginia Tech (03/08/19)
SEC: 7	at Georgia (02/02/22)

## STEALS

Season: 4	at Georgia (02/02/22)
Career: 5	vs Temple (12/17/19)
SEC: 4	at Georgia (02/02/22)

## BLOCKED SHOTS

Season: 1	vs Missouri (01/12/22)
Career: 2	vs Florida State (01/18/20)
SEC: 1	vs Missouri (01/12/22)

## MINUTES

Season: 31:13	vs Cincinnati (11/23/21)
Career: 40:55	vs Florida State (01/18/20)
SEC: 23:56	at Mississippi State (12/29/21)

## CHRIS LYKES' 2021-22 GAME STATS

Opponent	Date	GS	Min	FG	FGA	Pct	3FG	3A	Pct	FT	FTA	Pct	O	D	Tot	Avg	PF	FO	A	TO	Blk	Stl	Pts	Avg
MERCER	11/09/21	26	4	7	.571	1	1	1.000	7	8	.875	0	2	2	2.0	1	0	1	1	0	0	0	16	16.0
GARDNER-WEBB	11/13/21	16	2	5	.400	1	2	.500	0	2	.000	0	0	0	1.0	1	0	0	0	0	0	0	5	10.5
NORTHERN IOWA	11/17/21	31	8	16	.500	4	7	.571	6	7	.857	0	1	1	1.0	0	0	2	2	0	0	1	26	15.7
vs Kansas State	11/22/21	28	2	7	.286	0	3	.000	10	10	1.000	0	3	3	1.5	2	0	2	2	0	0	0	14	15.3
vs Cincinnati	11/23/21	31	3	12	.250	1	4	.250	8	10	.800	1	0	1	1.4	3	0	3	0	0	0	0	15	15.2
PENN	11/28/21	17	0	7	.000	0	2	.000	0	0	.000	1	0	1	1.3	1	0	1	0	0	1	0	12.7	
CENTRAL ARKANSAS	12/01/21	21	3	7	.429	0	4	.000	3	4	.750	0	0	0	1.1	1	0	5	0	0	2	9	12.1	
LITTLE ROCK	12/04/21	27	3	8	.375	2	4	.500	6	7	.857	1	2	3	1.4	3	0	1	1	0	2	14	12.4	
CHARLOTTE	12/07/21	29	5	8	.625	1	2	.500	2	3	.667	0	2	2	1.4	0	0	3	1	0	1	13	12.4	
vs Oklahoma	12/11/21	30	2	8	.250	0	3	.000	2	2	1.000	0	1	1	1.4	3	0	2	1	0	1	6	11.8	
vs Hofstra	12/18/21	25	5	11	.455	4	9	.444	5	5	1.000	0	0	0	1.3	5	1	0	2	0	3	19	12.5	
ELON	12/21/21	*	26	4	8	.500	1	4	.250	12	12	1.000	0	2	2	1.3	0	0	1	2	0	1	21	13.2
at Mississippi State	12/29/21	*	24	3	9	.333	1	4	.250	3	3	1.000	0	0	0	1.2	2	0	2	4	0	1	10	12.9
VANDERBILT	01/04/22	11	0	3	.000	0	1	.000	1	2	.500	2	1	3	1.4	2	0	1	1	0	1	1	12.1	
at Texas A&M	01/08/22	10	0	3	.000	0	2	.000	1	2	.500	0	0	0	1.3	2	0	2	1	0	0	1	11.3	
MISSOURI	01/12/22	21	4	7	.571	0	2	.000	0	0	.000	0	0	0	1.2	3	0	2	1	1	0	8	11.1	
at LSU	01/15/22	21	2	11	.182	0	3	.000	2	2	1.000	0	1	1	1.2	4	0	0	1	0	0	6	10.8	
SOUTH CAROLINA	01/18/22	12	0	2	.000	0	1	.000	2	2	1.000	0	1	1	1.2	1	0	0	1	0	0	2	10.3	
TEXAS A&M	01/22/22	11	1	3	.333	1	1	1.000	3	6	.500	0	1	1	1.2	1	0	2	3	0	0	6	10.1	
at Ole Miss	01/26/22	1	0	0	.000	0	0	.000	0	0	.000	0	0	0	1.1	0	0	0	1	0	0	0	9.6	
WEST VIRGINIA	01/29/22	8	1	2	.500	0	0	.000	4	4	1.000	0	2	2	1.1	2	0	0	1	0	0	6	9.4	
at Georgia	02/02/22	18	4	8	.500	1	4	.250	0	0	.000	1	0	1	1.1	0	0	7	1	0	4	9	9.4	
MISSISSIPPI STATE	02/05/22	20	4	8	.500	2	3	.667	0	0	.000	0	2	2	1.2	2	0	2	0	0	2	10	9.4	
AUBURN	02/08/22	17	1	7	1.43	0	3	.000	4	4	1.000	0	4	4	1.3	1	0	2	0	0	0	6	9.3	
at Alabama	02/12/22	18	1	8	.125	0	1	.000	0	0	.000	1	0	1	1.3	2	0	3	0	0	2	2	9.0	
at Missouri	02/15/22	9	0	2	.000	0	0	.000	0	0	.000	0	1	1	1.3	1	0	1	1	0	1	0	8.7	
TENNESSEE	02/19/22	18	1	6	.167	0	3	.000	6	6	1.000	0	1	1	1.3	3	0	2	4	0	2	8	8.6	
at Florida	02/22/22	9	1	2	.500	1	1	1.000	0	0	.000	0	0	0	1.2	3	0	1	0	0	1	3	8.4	
KENTUCKY	02/26/22	6	0	0	.000	0	0	.000	0	0	.000	0	0	0	1.2	2	0	1	0	0	0	0	8.1	
Totals		2	541	64	185	.346	21	74	.284	87	101	.861	7	27	34	1.2	51	1	49	32	1	26	236	8.1

## CHRIS LYKES CAREER STATISTICS:

Year	GP	GS	Min	Avg	FG	FGA	Pct	3FG	3FGA	Pct	FT	FTA	Pct	Off	Def	Tot	Avg	PF	FO	Ast	TO	Blk	Stl	Pts	Avg
2017-18 (MIA)	32	10	690	21.6	100	249	.402	48	139	.345	59	82	.720	3	36	39	1.2	70	0	75	58	1	25	307	9.6
2018-19 (MIA)	32	32	1082	33.8	171	421	.406	61	192	.318	114	146	.781	14	72	86	2.7	72	0	103	93	1	43	517	16.2
2019-20 (MIA)	26	24	780	30.0	140	324	.432	51	134	.381	70	86	.814	10	45	55	2.1	68	1	62	54	7	28	401	15.4
2020-21 (MIA)*	2	2	57	28.5	8	22	.364	5	11	.455	10	11	.909	0	8	8	4.0	4	0	11	3	1	4	31	15.5
2021-22 (ARK)	29	2	541	18.7	64	185	.346	21	74	.284	87	101	.861	7	27	34	1.2	51	1	49	32	1	26	236	8.1
TOTAL	121	70	3150	26.0	483	1201	.402	186	550	.338	340	426	.798	34	188	222	1.8	265	2	300	240	11	126	1492	12.3

\*- Played in two games in 2020-21 before suffering a season-ending injury

13

# CHANCE MOORE

Fr. | G | 6-5 | 195 | Brookhaven, Ga. | McEachern HS

GENERAL:

- **Made the Department's Honor Roll (3.0-3.49 GPA) for Fall 2021**
- A four-star recruit ... Rated 84th nationally by ESPN and 93rd by 247Sports Composite ... Averaged 19 pts and 9 rebounds his senior season

2021-22 HIGHLIGHTS:

- **Mizzou:** Scored his first career points and added two rebounds.
- **@ Georgia:** Made his first career 3-pointer and added a rebound in 1:26 action.

 @Chance3303

 @chance\_moore



## PERSONAL BESTS

### POINTS

Season: 3 at Georgia (02/02/22)  
SEC: 3 at Georgia (02/02/22)

### FG MADE

Season: 1 (2x) last at Georgia (02/02/22)  
SEC: 1 (2x) last at Georgia (02/02/22)

### FG ATTEMPTED

Season: 2 at Georgia (02/02/22)  
SEC: 2 at Georgia (02/02/22)

### 3-POINT FG MADE

Season: 1 at Georgia (02/02/22)  
SEC: 1 at Georgia (02/02/22)

### 3-PT FG ATTEMPTS

Season: 2 at Georgia (02/02/22)  
SEC: 2 at Georgia (02/02/22)

### FT MADE

Season: --  
SEC: --

### FT ATTEMPTED

Season: --  
SEC: --

### REBOUNDS

Season: 2 vs Missouri (01/12/22)  
SEC: 2 Missouri (01/12/22)

### ASSISTS

Season: --  
SEC: --

### STEALS

Season: --  
SEC: --

### BLOCKED SHOTS

Season: --  
Career: --

### MINUTES

Season: 2:35 vs Missouri (01/12/22)  
SEC: 2:35 vs Missouri (01/12/22)

## CHANCE MOORE'S 2021-22 GAME STATS

Opponent	Date	GS	Min	FG	FGA	Pct	3FG	3A	Pct	FT	FTA	Pct	O	D	Tot	Avg	PF	FO	A	TO	Blk	Stl	Pts	Avg
MERCER	11/09/21	DNP																						
GARDNER-WEBB	11/13/21	2		0	0	.000	0	0	.000	0	0	.000	0	0	0	0.0	2	0	0	0	0	0	0	0.0
NORTHERN IOWA	11/17/21	DNP																						
vs Kansas State	11/22/21	DNP																						
vs Cincinnati	11/23/21	DNP																						
vs Penn	11/28/21	DNP																						
CENTRAL ARKANSAS	12/01/21	2		0	1	.000	0	0	.000	0	0	.000	0	0	0	0.0	0	0	0	0	0	0	0	0.0
LITTLE ROCK	12/04/21	DNP																						
CHARLOTTE	12/07/21	DNP																						
vs Oklahoma	12/11/21	DNP																						
vs Hofstra	12/18/21	DNP																						
ELON	12/21/21	DNP																						
at Mississippi State	12/29/21	DNP-Illness																						
VANDERBILT	01/04/22	DNP																						
at Texas A&M	01/08/22	DNP																						
MISSOURI	01/12/22	3		1	1	1.000	0	0	.000	0	0	.000	0	2	2	0.7	0	0	0	0	0	0	2	0.7
at LSU	01/15/22	DNP																						
SOUTH CAROLINA	01/18/22	DNP-Illness																						
TEXAS A&M	01/22/22	DNP																						
WEST VIRGINIA	01/29/22	DNP																						
at Georgia	02/02/22	1		1	2	.500	1	2	.500	0	0	.000	1	0	1	0.8	0	0	0	0	0	0	3	1.3
MISSISSIPPI STATE	02/05/22	DNP																						
AUBURN	02/08/22	DNP																						
at Alabama	02/12/22	DNP																						
at Missouri	02/15/22	DNP																						
TENNESSEE	02/19/22	DNP																						
at Florida	02/22/22	DNP																						
KENTUCKY	02/26/22	DNP																						
Totals		0	8	2	4	.500	1	2	.500	0	0	.000	1	2	3	0.8	2	0	0	0	0	0	5	1.3

## CHANCE MOORE CAREER STATISTICS

Year	GP	GS	Min	Avg	FG	FGA	Pct	3FG	3FGA	Pct	FT	FTA	Pct	Off	Def	Tot	Avg	PF	FO	Ast	TO	Blk	Stl	Pts	Avg
2021-22	4	0	8	2.0	2	4	.500	1	2	.500	0	0	.000	1	2	3	0.8	2	0	0	0	0	0	5	1.3



14

## JAXSON ROBINSON

\*So. | G | 6-6 | 185 | Ada, Okla. | Ada HS | Texas A&amp;M

## GENERAL:

## • Made the Department's Honor Roll (3.0-3.49 GPA) for Fall 2021

• Played one season (2020-21) at Texas A&M ... Was a four-star prospect by 247Sports, ESPN and Rivals ... Ranked 62nd nationally and 16th at his position by 247Sports ... Previously was a top 50 recruit of 2021 class but reclassified to the 2020 signing class.

## 2021-22 HIGHLIGHTS:

- **GWU:** Tied career highs with six points and making two 3-pointers ... Recorded his second career blocked shot.
- **UCA:** Played a then season-high 15:15 and scored a career-high seven points (3-6 FG / 1-3 3PT).
- **LR:** Played a season-high 15:27 ... Scored 5 points and added a **career-high two assists** while recording his fourth career steal.
- **Hofstra:** Pumped in a then career-high nine points — all inside the final 1:02 — on making a then career-high 3-of-4 shooting from 3-point range.
- **Elon:** Earned his first start as a Razorback and responded by scoring a **career-high 14 points** ... Made his first three 3's - to tie a career high - and was a **career-best 3-of-3 at the free throw line**.
- **@ Miss State:** Tied his **career-high with seven rebounds**, tying for the team lead and **played a career-high 31:42**.
- **Vandy:** Dished out a **career-high three assists**.

• Led his team/ARK in Pts: ..... 0 / 0  
 • Led his team/ARK in Rebs: ..... 1 / 1  
 • CAREER: Double-figure Pts: ..... 1 / 1  
 20-pt gms: ..... 0 / 0  
 Gms with a 3PT FG: ..... 11 / 7  
 Gms with 3+ 3PT FG: ..... 2 / 2  
 Gms with 3+ Steals: ..... 0 / 0  
 Gms with 3+ Assists: ..... 1 / 1  
 Gms with 3+ Rebs: ..... 3 / 2

 @Robinsonjaxx

 @j4sonn

\* - Will be granted an extra year of eligibility due to COVID-19 in 2020-21



## PERSONAL BESTS

## POINTS

Season: 14 vs Elon (12/21/21)  
 Career: 14 vs Elon (12/21/21)  
 SEC: 6 (4x) last at Miss State (12/29/21)

## FG MADE

Season: 4 vs Elon (12/21/21)  
 Career: 4 vs Elon (12/21/21)  
 SEC: 2 (5x) last at Miss State (12/29/21)

## FG ATTEMPTED

Season: 7 (2x) last vs Elon (12/21/21)  
 Career: 7 (2x) last vs Elon (12/21/21)  
 SEC: 6 at LSU (12/29/20)

## 3-PT FG MADE

Season: 3 (2x) vs Elon (12/21/21)  
 Career: 3 (2x) vs Elon (12/21/21)  
 SEC: 2 (4x) last at Miss State (12/29/21)

## 3-PT FG ATT

Season: 7 (2x) last at Mississippi State (12/29/21)  
 Career: 7 (2x) last at Miss State (12/29/21)  
 SEC: 7 (2x) last at Miss State (12/29/21)

## FT MADE

Season: 3 vs Elon (12/21/21)  
 Career: 3 vs Elon (12/21/21)  
 SEC: --

## FT ATTEMPTED

Season: 3 vs Elon (12/21/21)  
 Career: 3 vs Elon (12/21/21)  
 SEC: 1 vs Tennessee (01/09/21)

## REBOUNDS

Season: 7 at Mississippi State (12/29/21)  
 Career: 7 (2x) last at Miss State (12/29/21)  
 SEC: 7 (2x) last at Miss State (12/29/21)

## ASSISTS

Season: 3 vs Vanderbilt (01/04/22)  
 Career: 3 vs Vanderbilt (01/04/22)  
 SEC: 3 vs Vanderbilt (01/04/22)

## STEALS

Season: 1 vs Little Rock (12/04/21)  
 Career: 1 (4x) last vs Little Rock (12/04/21)  
 SEC: 1 (2x) last at Ole Miss (01/23/21)

## BLOCKED SHOTS

Season: 1 (3x) vs Vanderbilt (01/04/22)  
 Career: 1 (4x) vs Vanderbilt (01/04/22)  
 SEC: 3 vs Vanderbilt (01/04/22)

## MINUTES

Season: 31:42 at Mississippi State (12/29/21)  
 Career: 31:42 at Mississippi State (12/29/21)  
 SEC: 31:42 at Mississippi State (12/29/21)

## JAXSON ROBINSON'S 2021-22 GAME STATS

Opponent	Date	GS	Min	FG	FGA	Pct	3FG	3A	Pct	FT	FTA	Pct	O	D	Tot	Avg	PF	FO	A	TO	Blk	Stl	Pts	Avg
MERCER	11/09/21	DNP																						
GARDNER-WEBB	11/13/21	11		2	7	.286	2	7	.286	0	0	.000	1	0	1	1.0	1	0	0	0	1	0	6	6.0
NORTHERN IOWA	11/17/21	DNP																						
vs Kansas State	11/22/21	DNP																						
vs Cincinnati	11/23/21	DNP																						
PENN	11/28/21	0+		0	0	.000	0	0	.000	0	0	.000	0	0	0	0.5	0	0	0	0	0	0	0	3.0
CENTRAL ARKANSAS	12/01/21	16		3	6	.500	1	3	.333	0	0	.000	1	0	1	0.7	1	0	0	0	0	0	7	4.3
LITTLE ROCK	12/04/21	15		2	6	.333	1	5	.200	0	0	.000	0	3	3	1.3	1	0	2	0	0	1	5	4.5
CHARLOTTE	12/07/21	5		1	2	.500	0	1	.000	0	0	.000	0	0	0	1.0	0	0	0	0	0	0	2	4.0
vs Oklahoma	12/11/21	DNP																						
vs Hofstra	12/18/21	7		3	4	.750	3	4	.750	0	0	.000	0	0	0	0.8	0	0	1	0	0	0	9	4.8
ELON	12/21/21	* 20		4	7	.571	3	6	.500	3	3	1.000	1	2	3	1.1	1	0	0	2	1	0	14	6.1
at Mississippi State	12/29/21	* 31		2	7	.286	2	7	.286	0	0	.000	1	6	7	1.9	3	0	1	2	0	0	6	6.1
VANDERBILT	01/04/22	* 31		1	5	.200	1	5	.200	0	0	.000	0	3	3	2.0	3	0	3	1	1	0	3	5.8
at Texas A&M	01/08/22	* 9		0	2	.000	0	1	.000	0	0	.000	1	0	1	1.9	0	0	0	1	1	0	0	5.2
MISSOURI	01/12/22	5		0	1	.000	0	1	.000	0	0	.000	0	0	0	1.7	0	0	0	0	0	0	0	4.7
at LSU	01/15/22	DNP																						
TEXAS A&M	01/22/22	DNP																						
SOUTH CAROLINA	01/18/22	4		0	0	.000	0	0	.000	0	0	.000	0	1	1	1.7	0	0	0	0	0	0	0	4.3
at Ole Miss	01/26/22	DNP																						
WEST VIRGINIA	01/29/22	DNP																						
at Georgia	02/02/22	3		0	1	.000	0	1	.000	0	0	.000	0	0	0	1.5	1	0	0	0	0	0	0	4.0
MISSISSIPPI STATE	02/05/22	DNP																						
AUBURN	02/08/22	DNP																						
at Alabama	02/12/22	DNP																						
at Missouri	02/15/22	1		0	0	.000	0	0	.000	0	0	.000	0	0	0	1.4	0	0	0	0	0	0	0	3.7
TENNESSEE	02/19/22	DNP																						
at Florida	02/22/22	DNP																						
KENTUCKY	02/26/22	DNP																						
Totals		4	158	18	48	.375	13	41	.317	3	3	1.000	5	15	20	1.4	11	0	7	6	4	1	52	3.7

## JAXSON ROBINSON CAREER STATISTICS

Year	GP	GS	Min	Avg	FG	FGA	Pct	3FG	3FGA	Pct	FT	FTA	Pct	Off	Def	Tot	Avg	PF	FO	Ass	TO	Blk	Stl	Pts	Avg
2020-21 (TXAM)	14	4	137	9.7	11	31	.355	8	28	.268	0	1	.000	4	11	15	1.1	10	0	4	5	1	3	30	2.1
2021-22 (ARK)	14	4	158	11.3	18	48	.375	13	41	.317	3	3	1.000	5	15	20	1.4	11	0	7	6	4	1	52	3.7
TOTAL	28	8	295	10.5	29	79	.367	21	69	.304	3	4	.750	9	26	35	1.3	21	0	11	11	5	4	82	2.9

20

## KAMANI JOHNSON

R-Jr. | F | 6-7 | 235 | Brooklyn, N.Y. | Holy Spirit (Ga.) Prep School | Little Rock

## GENERAL:

• Played two seasons at Little Rock ... Sat out 2020-21 att Arkansas per NCAA transfer rules ... Signed with Arkansas on Oct. 26, 2020, and joined the team on Dec. 19, 2020 ... **Third team All-Sun Belt** selection at Little Rock ... His 144 free throws made in 2019-20 ranked sixth in UALR history for a single season ... In the NCAA, ranked 26th in free throw attempts with a Sun Belt-best 198 and ranked 49th nationally in free throws made (144).

## 2021-22 HIGHLIGHTS

- **GWU:** Had six rebounds in eight minutes.
- **Cincy:** Turned in four solid minutes in the first half with two rebounds and a blocked shot.
- **Elon:** Led the team with a **season-high seven rebounds** ... **Blocked a career-high three shots** ... Attempted 13 free throws in just 16:32 minutes played ... **Scored a season-high 15 points**, his best as a Razorback ... Became the fourth Razorback player since 1996-97 to get 15+ points, 7+ rebounds and 3+ blocks off the bench, along with Connor Vanover, Daniel Gafford (2x) and Darian Townes (2x) (HogStats).
- **@ A&M:** Had his best overall game as a Razorback and provided a spark as the Hogs trimmed a 17-point deficit to a minute to play ... Led the team with a Plus-Minus of 7 in 18:30 played ... Grabbed eight rebounds — four offensive and four defensive — and made 5-of-6 at the line ... Added an assist, steal and blocked shot while taking his first charge of the season.
- **Mizzou:** Earned his first start as a Razorback and played well in his 8:45 before leaving the game with an ankle injury ... In his short time, was 2-of-3 from the field with four rebounds and carried a +18.
- **@ Ole Miss:** Was productive in his seven minutes with three rebounds, including an offensive tip-in, and a blocked shot.
- **@ Georgia:** Helped Arkansas take control of the game with Jaylin Williams out with foul trouble in the first half ... Was 2-of-2 from the field with four rebounds, an assist and drew a charge as Arkansas went from down one (36-35) to up five.
- **Miss State:** Once again, played valuable minutes when Jaylin Williams was battling foul trouble ... Had seven points with six rebounds (four offensive) and two assists.
- **@ Alabama:** Grabbed four rebounds (all offensive).
- **Kentucky:** Only played 7:51, but had some big plays in his short time ... First, down one with 8:24 left, Kentucky got a rebound but Johnson stole the ball and found Stanley Umude for a 3-pointer ... Later, down one again with 7:14 left, Johnson got an offensive rebound that led to another Umude triple

## DOUBLE-DOUBLES (4)

## SOPHOMORE (4)

11/27/19 • ALCORN STATE	17 pts	12 reb
01/02/20 • TEXAS STATE	15 pts	10 reb
01/04/20 • UT ARLINGTON	30 pts	13 reb
02/22/20 • at Arkansas St.	32 pts	16 reb

^ - Back-to-Back games

• Led his team/ARK in Pts: .....	5 / 0
• Led his team/ARK in Rebs: .....	11 / 1
• Led his team/ARK in Assists: .....	7 / 0
• Led his tm/ARK in PTS+REB Same Gm: .....	3 / 0
• Led his tm/ARK in P+R+A Same Gm: .....	2 / 0
• CAREER: Double-figure Pts: .....	20 / 0
Double-figure Rebs: .....	7 / 0
20-pt gms - 30-pt gms: .....	3 - 2
Gms with a 3PT Made: .....	0 / 0
Gms with 3+ Assists: .....	17 / 0
Gms with 5+ Rebs: .....	40 / 3

@KamaniJohnson20

@Kamani\_Johnson



## PERSONAL BESTS

## POINTS

Season: 15	vs Elon (12/21/21)
Career: 32	at Arkansas State (02/22/20)
SEC: 7 (2x)	last vs Mississippi State (02/05/22)

## FG MADE

Season: 3 (2x)	last vs Mississippi State (02/05/22)
Career: 9	at Arkansas State (02/22/20)
SEC: 3	vs Mississippi State (02/05/22)

## FG ATTEMPTED

Season: 5	vs Mississippi State (02/05/22)
Career: 13	at Memphis (11/20/19)
SEC: 5	vs Mississippi State (02/05/22)

## 3-PT FG MADE

Season: --	
Career: --	
SEC: --	

## 3-PT FG ATT

Season: --	
Career: 1 (2x)	last at Memphis (11/20/19)
SEC: --	

## FT MADE

Season: 9	vs Elon (12/21/21)
Career: 14	at Arkansas State (02/22/20)
SEC: 5	at Texas A&M (01/08/22)

## FT ATTEMPTED

Season: 13	vs Elon (12/21/21)
Career: 16	at Arkansas State (02/22/20)
SEC: 6	at Texas A&M (01/08/22)

## REBOUNDS

Season: 8	at Texas A&M (01/08/22)
Career: 20	at Arkansas State (02/22/20)
SEC: 8	at Texas A&M (01/08/22)

## ASSISTS

Season: 2	vs Mississippi State (02/05/22)
Career: 6	vs Appalachian State (02/01/20)
SEC: 2	vs Mississippi State (02/05/22)

## STEALS

Season: 1 (3x)	last vs Kentucky (02/26/22)
Career: 3	vs Arkansas State (02/02/19)
SEC: 1 (2x)	last vs Kentucky (02/26/22)

## BLOCKED SHOTS

Season: 3	vs Elon (12/21/21)
Career: 3	vs Elon (12/21/21)
SEC: 1	at Texas A&M (01/08/22)

## MINUTES

Season: 18:30	at Texas A&M (01/08/22)
Career: 38:42	vs UT Arlington (01/04/20)
SEC: 18:30	at Texas A&M (01/08/22)

## KAMANI JOHNSON'S 2021-22 GAME STATS

Opponent	Date	GS	Min	FG	FGA	Pct	3FG	3A	Pct	FT	FTA	Pct	O	D	Tot	Avg	PF	FO	A	TO	Blk	Stl	Pts	Avg
MERCER	11/09/21	1	0	0	.000	0	0	.000	0	0	.000	1	0	1	1.0	0	0	1	1	0	0	0	0.0	
GARDNER-WEBB	11/13/21	8	1	1	1.000	0	0	.000	3	5	.600	2	4	6	3.5	0	0	0	2	0	0	5	2.5	
NORTHERN IOWA	11/17/21	DNP																						
vs Kansas State	11/22/21	DNP																						
vs Cincinnati	11/23/21	4	0	0	.000	0	0	.000	0	0	.000	2	0	2	3.0	1	0	0	1	1	0	0	1.7	
PENN	11/28/21	5	1	1	1.000	0	0	.000	0	2	.000	2	1	3	3.0	1	0	0	2	1	0	2	1.8	
CENTRAL ARKANSAS	12/01/21	9	1	1	1.000	0	0	.000	0	0	.000	0	2	2	2.8	2	0	0	0	0	1	2	1.8	
LITTLE ROCK	12/04/21	DNP																						
CHARLOTTE	12/07/21	3	0	0	.000	0	0	.000	0	0	.000	0	0	0	2.3	0	0	0	0	0	0	0	1.5	
vs Oklahoma	12/11/21	DNP																						
vs Hofstra	12/18/21	DNP																						
ELON	12/21/21	16	3	4	.750	0	0	.000	9	13	.692	1	6	7	3.0	2	0	0	2	3	0	15	3.4	
at Mississippi State	12/29/21	DNP																						
VANDERBILT	01/04/22	7	0	0	.000	0	0	.000	0	0	.000	0	1	1	2.8	1	0	0	0	0	0	0	3.0	
at Texas A&M	01/08/22	19	1	1	1.000	0	0	.000	5	6	.833	4	4	8	3.3	4	0	1	0	1	1	7	3.4	
MISSOURI	01/12/22	* 9	2	3	.667	0	0	.000	0	2	.000	1	3	4	3.4	2	0	0	1	0	0	4	3.5	
at LSU	01/15/22	DNP-Inj																						
SOUTH CAROLINA	01/18/22	DNP-Inj																						
TEXAS A&M	01/22/22	1	0	0	.000	0	0	.000	0	0	.000	0	0	0	3.1	0	0	0	0	0	0	0	3.2	
at Ole Miss	01/26/22	7	1	1	1.000	0	0	.000	0	0	.000	1	2	3	3.1	2	0	0	0	1	0	2	3.1	
WEST VIRGINIA	01/29/22	4	0	0	.000	0	0	.000	0	0	.000	0	1	1	2.9	2	0	0	1	0	0	0	2.8	
at Georgia	02/02/22	11	2	2	1.000	0	0	.000	0	0	.000	2	2	4	3.0	4	0	1	1	0	0	4	2.9	
MISSISSIPPI STATE	02/05/22	13	3	5	.600	0	0	.000	1	5	.200	4	2	6	3.2	2	0	2	1	0	0	7	3.2	
AUBURN	02/08/22	12	0	1	.000	0	0	.000	0	0	.000	0	2	2	3.1	1	0	1	1	1	0	0	3.0	
at Missouri	02/15/22	6	0	0	.000	0	0	.000	0	0	.000	0	1	1	3.1	0	0	0	0	0	0	0	2.8	
TENNESSEE	02/19/22	DNP																						
at Florida	02/22/22	DNP																						
KENTUCKY	02/26/22	8	1	1	1.000	0	0	.000	0	0	.000	2	1	3	2.9	2	0	1	1	0	1	2	2.6	
Totals		1	159	17	25	.680	0	0	.000	18	33	.545	26	32	58	2.9	29	0	7	16	8	3	52	2.6

## KAMANI JOHNSON CAREER STATISTICS

Year	GP	GS	Min	Avg	FG	FGA	Pct	3FG	3FGA	Pct	FT	FTA	Pct	Off	Def	Tot	Avg	PF	FO	Ass	TO	Blk	Stl	Pts	Avg
2018-19 (UALR)	27	15	519	19.2	53	96	.552	0	1	.000	33	65	.508	51	79	130	4.8	85	5	37	41	13	14	139	5.1
2019-20 (UALR)	31	28	860	27.7	98	191	.513	0	1	.000	144	198	.727	94	113	207	6.7	99	5	68	67	15	23	340	11.0
2021-22 (ARK)	20	1	159	8.0	17	25	.680	0	0	.000	18	33	.545	26	32	58	2.9	29	0	7	16	8	3	52	2.6
TOTAL	78	44	1538	19.7	168	312	.538	0	2	.000	195	296	.659	171	224	395	5.1	213	10	112	124	36	40	531	6.8

# 23 CONNOR VANOVER

\*Jr. | F | 7-3 | 215 | Little Rock, Ark. | Findlay Prep (Nev.) | Univ. of California

## GENERAL:

- Named the SEC Winter Academic Honor Roll ... Played his freshman season at Cal, Sat out 2019-20 season at Arkansas ... In 2020-19, was 1 of 3 players in the NCAA to have at least 50 blocked shots and 20 3-pointers made ... In fact, Vanover is the first Arkansas player with 50+ blocks and 20+ 3's made in a season and only nine other Hogs have reached those levels in an entire career (HogStats.com).

## 2021-22 HIGHLIGHTS:

- GWU:** Set the tone early and produced one of his best overall games with a team-best 19 points, seven rebounds, three blocked shots and two assists in just 17 minutes ... Down six with 6:30 left in the first half, keyed a 29-5 run to put the Hogs up 18 with eight points, three rebounds and two blocked shots during the run.
- HOF Classic:** Helped Arkansas to an 18-point halftime lead vs K-State by scoring 10 of his 14 points in the period ... Sank a career-high 9-of-9 from the free throw line, including 8-of-8 in the first half ... Was productive in his 17 minutes vs Cincy with 8 points, 6 rebounds and a blocked shot.
- Penn:** Only scored six points, but it was the first six points of the second half to push the 11-point halftime lead to 17.

Blocks/Gm 0.82 20th SEC 344th NCAA

Led his team/ARK in Pts: ..... 5 / 4  
 Led his team/ARK in Rebs: ..... 7 / 5  
 CAREER: Double-figure Pts: ..... 16 / 9  
 Double-figure rebs: ..... 2 / 2  
 20-pt gms: ..... 2 / 1  
 Gms with a 3 PT FG: ..... 30 / 18  
 Gms with 3+ 3PT FG: ..... 2 / 1  
 Gms with 3+ Blks: ..... 13 / 9

## PLAYERS IN THE NCAA IN 2020-21

### WITH 50+ BLOCKS AND 20+ 3'S MADE

Connor Vanover, ARK 51 blocks 24 3's  
 Hayden Koval, UNCG 65 blocks 26 3's  
 Jay Huff, UVA 62 blocks 28 3's

Vanover the first Arkansas player with 50+ blocks and 20+ 3's made in a season. Only 10 Hogs, including Vanover, have reached those levels in an entire career: (HogStats.com)

Carl Baker (54 BLK • 29 3's) Todd Day (102 BLK • 226 3's)  
 Ron Huery (70 BLK • 94 3's) Vincent Hunter (79 BLK • 32 3's)  
 Bobby Portis (104 BLK • 23 3's) Marshawn Powell (96 BLK • 42 3's)  
 Michael Qualls (55 BLK • 103 3's) Darnell Robinson (62 BLK • 28 3's)  
 Mike Washington (107 BLK • 22 3's) Connor Vanover (95 BLK • 52 3's)

@Vanover\_Connor

@cv\_23

\* - Will be granted an extra year of eligibility due to COVID-19 in 2020-21



## PERSONAL BESTS

### POINTS

Season: 19 vs Gardner-Webb (11/13/21)  
 Career: 24 at Stanford (03/07/19)  
 SEC: 17 at Auburn (12/30/20)

### FG MADE

Season: 7 vs Gardner-Webb (11/13/21)  
 Career: 9 at Stanford (03/07/19)  
 SEC: 6 vs Mississippi State (02/02/21)

### FG ATTEMPTED

Season: 12 vs Gardner-Webb (11/13/21)  
 Career: 15 vs Washington (02/28/19)  
 SEC: 11 (3x) last vs Mississippi State (02/02/21)

### 3-POINT FG MADE

Season: 1 vs Gardner-Webb (11/13/21)  
 Career: 5 at Stanford (03/07/19)  
 SEC: 2 (2x) last at Missouri (02/13/21)

### 3-PT FG ATTEMPTS

Season: 3 vs Kansas State (11/22/21)  
 Career: 8 vs Lipscomb (12/05/20)  
 SEC: 6 at Auburn (12/30/20)

### FT MADE

Season: 8 vs Kansas State (11/22/21)  
 Career: 8 vs Kansas State (11/22/21)  
 SEC: 6 at Auburn (12/30/20)

### FT ATTEMPTED

Season: 9 vs Kansas State (11/22/21)  
 Career: 9 vs Kansas State (11/22/21)  
 SEC: 6 at Auburn (12/30/20)

### REBOUNDS

Season: 7 vs Gardner-Webb (11/13/21)  
 Career: 16 vs North Texas (11/28/20)  
 SEC: 8 vs Mississippi State (02/02/21)

### ASSISTS

Season: 2 vs Gardner-Webb (11/13/21)  
 Career: 2 (7x) last at Missouri (02/13/21)  
 SEC: 2 (2x) last at Missouri (02/13/21)

### STEALS

Season: 1 (2x) last vs Missouri (01/12/22)  
 Career: 3 vs Southern (12/19/20)  
 SEC: 2 (2x) last vs Mississippi State (02/02/21)

### BLOCKED SHOTS

Season: 3 vs Gardner-Webb (11/13/21)  
 Career: 6 (2x) last vs North Texas (11/28/20)  
 SEC: 5 vs Ole Miss (01/27/21)

### MINUTES

Season: 20:02 vs Kansas State (11/22/21)  
 Career: 34:05 vs North Texas (11/28/20)  
 SEC: 28:45 at Auburn (12/30/20)

## CONNOR VANOVER'S 2021-22 GAME STATS

Opponent	Date	GS	Min	FG	FGA	Pct	3FG	3A	Pct	FT	FTA	Pct	O	D	Tot	Avg	PF	FO	A	TO	Blk	Stl	Pts	Avg
MERCER	11/09/21		DNP																					
GARDNER-WEBB	11/13/21	*	17	7	12	.583	1	2	.500	4	4	1.000	3	4	7	7.0	1	0	2	0	3	0	19	19.0
NORTHERN IOWA	11/17/21	*	5	1	4	.250	0	2	.000	0	0	.000	0	1	1	4.0	0	0	0	0	1	0	2	10.5
vs Kansas State	11/22/21	*	21	3	7	.429	0	3	.000	8	9	.889	3	2	5	4.3	1	0	0	0	1	0	14	11.7
vs Cincinnati	11/23/21	*	17	4	8	.500	0	1	.000	0	0	.000	1	5	6	4.8	1	0	0	0	1	0	8	10.8
PENN	11/28/21	*	12	2	3	.667	0	1	.000	2	2	1.000	1	3	4	4.6	0	0	0	0	0	0	6	9.8
CENTRAL ARKANSAS	12/01/21	*	9	1	1	1.000	0	0	.000	0	2	.000	1	2	3	4.3	0	0	1	1	0	1	2	8.5
LITTLE ROCK	12/04/21	*	6	0	2	.000	0	1	.000	0	0	.000	0	0	0	3.7	0	0	0	0	0	0	0	7.3
CHARLOTTE	12/07/21	*	8	3	5	.600	0	1	.000	0	0	.000	1	0	1	3.4	1	0	0	0	2	0	6	7.1
vs Oklahoma	12/11/21	*	4	0	1	.000	0	1	.000	0	0	.000	0	1	1	3.1	0	0	0	0	1	0	0	6.3
vs Hofstra	12/18/21		DNP																					
ELON	12/21/21	*	4	0	2	.000	0	0	.000	0	0	.000	0	1	1	2.9	0	0	0	0	0	0	0	5.7
at Mississippi State	12/29/21		6	0	1	.000	0	0	.000	0	0	.000	1	0	1	2.7	0	0	0	1	0	0	0	5.2
VANDERBILT	01/04/22	0+	0	0	0	.000	0	0	.000	0	0	.000	0	0	0	2.5	0	0	0	0	0	0	0	4.8
at Texas A&M	01/08/22		DNP																					
MISSOURI	01/12/22		3	1	2	.500	0	1	.000	0	0	.000	1	0	1	2.4	0	0	1	1	0	1	2	4.5
at LSU	01/15/22		1	0	1	.000	0	0	.000	0	0	.000	0	0	0	2.2	0	0	0	0	0	0	0	4.2
SOUTH CAROLINA	01/18/22		2	0	2	.000	0	0	.000	0	0	.000	0	0	0	2.1	0	0	0	0	0	0	0	3.9
TEXAS A&M	01/22/22		DNP																					
at Ole Miss	01/26/22		DNP																					
WEST VIRGINIA	01/29/22		DNP-illness																					
at Georgia	02/02/22		DNP-illness																					
MISSISSIPPI STATE	02/05/22		DNP																					
AUBURN	02/08/22		DNP																					
at Alabama	02/12/22		DNP																					
at Missouri	02/15/22		DNP																					
TENNESSEE	02/19/22		DNP																					
at Florida	02/22/22		DNP																					
KENTUCKY	02/26/22		DNP																					
Totals		10	115	22	51	.431	1	13	.077	14	17	.824	12	19	31	2.1	4	0	4	3	9	2	59	3.9

## CONNOR VANOVER CAREER STATISTICS

Year	GP	GS	Min	Avg	FG	FGA	Pct	3FG	3FGA	Pct	FT	FTA	Pct	Off	Def	Tot	Avg	PF	FO	Ass	TO	Blk	Stl	Pts	Avg
2018-19 (CAL)	28	15	491	17.5	83	177	.469	27	76	.355	16	24	.667	21	62	83	3.0	38	2	5	18	35	7	209	7.5
2020-21 (ARK)	29	27	483	16.7	70	155	.452	24	74	.324	20	21	.952	27	104	131	4.5	37	0	14	21	51	13	184	6.3
2021-22 (ARK)	15	10	115	7.7	22	51	.431	1	13	.077	14	17	.824	12	19	31	2.1	4	0	4	3	9	2	59	3.9
TOTAL	72	52	1089	15.1	175	383	.457	52	163	.319	50	62	.806	60	185	245	3.4	79	2	23	42	95	22	452	6.3



# ARKANSAS RAZORBACKS

## 2021-22 SEASON RESULTS & LEADERS

RECORD:	OVERALL	HOME	AWAY	NEUTRAL
ALL GAMES	23-6	16-1	5-3	2-2
CONFERENCE	12-4	7-1	5-3	0-0
NON-CONFERENCE	11-2	9-0	0-0	2-2

DATE	TIME (CT)	R A N K	OPPONENT	TV	RESULT	ATTEND	RECORD	(SEC)	HIGH POINTS	HIGH REBOUNDS
11/19/21	7:00 pm	16/15	— MERCER	SEC Network Plus	W 74-61	19200	1-0	--	(30) JD Notae	(11) Au'Diese Toney
11/13/21	2:00 pm	16/15	— GARDNER-WEBB	SEC Network Plus	W 86-69	19200	2-0	--	(19) Connor Vanover	(8) Jaylin Williams
11/17/21	7:00 pm	16/15	-- NORTHERN IOWA	SEC Network Plus	W 93-80	19200	3-0	--	(26) Chris Lykes	(9) Stanley Umude
11/22/21	8:00 pm	+ 13/12	-- vs Kansas State	ESPNNews	W 72-64	9409	4-0	--	(14) Chris Lykes (14) Connor Vanover	(9) Au'Diese Toney
11/23/21	8:30 pm	+ 13/12	-- vs Cincinnati	ESPN2	W 73-67	7255	5-0	--	(19)Au'Diese Toney	(11)Jaylin Williams
11/28/21	3:00 pm	13/12	-- PENN	SEC Network	W 76-60	19200	6-0	--	(28)JD Notae	(9)JD Notae (9)Jaylin Williams
12/01/21	7:00 pm	10/9	-- CENTRAL ARKANSAS	SEC Network Plus	W 97-60	19200	7-0	--	(17)Stanley Umude	(13)Jaylin Williams
12/04/21	3:00 pm	10/9	-- LITTLE ROCK	SEC Network	W 93-78	19200	8-0	--	(18)Au'Diese Toney (18)JD Notae	(8)Au'Diese Toney
12/07/21	8:00 pm	12/10	-- CHARLOTTE	SEC Network	W 86-66	19200	9-0	--	(23)JD Notae	(10)JD Notae
12/11/21	12:30 pm @	12/10	RV/RV vs Oklahoma	ESPN2	66-88 L	12746	9-1	--	(26)Davonte Davis	(7)Jaylin Williams
12/18/21	7:00 pm &	24/19	-- vs Hofstra	—	81-89 L	14685	9-2	--	(20)JD Notae	(8)Jaylin Williams
12/21/21	6:00 pm	RV/RV	-- ELON	SEC Network	W 81-55	19200	10-2	--	(21)Chris Lykes	(7)Kamani Johnson (7)JD Notae
12/29/21	4:00 pm *	--/RV	-- at Mississippi State	SEC Network	68-81 L	6629	10-3	0-1	(19)Stanley Umude	(7)Jaxson Robinson (7)Jaylin Williams
01/04/22	7:30 pm *	--/RV	-- VANDERBILT	SEC Network	74-75 L	19200	10-4	0-2	(28)Stanley Umude	(10)Jaylin Williams
01/08/22	12:00 pm *	--/RV	-- at Texas A&M	SEC Network	81-86 L	7967	10-5	0-3	(31)JD Notae	(11)Jaylin Williams
01/12/22	8:00 pm *	--	-- MISSOURI	SEC Network	W 87-43	19200	11-5	1-3	(19)JD Notae	(10)Jaylin Williams
01/15/22	1:00 pm *	--	12/12 at LSU	ESPN2	W 65-58	12734	12-5	2-3	(19)JD Notae	(13)Jaylin Williams
01/18/22	6:00 pm *	--	-- SOUTH CAROLINA	SEC Network	W 75-59	19200	13-5	3-3	(19)Jaylin Williams	(9)Jaylin Williams
01/22/22	7:30 pm *	--	RV/RV TEXAS A&M	SEC Network	(OT) W 76-73	19200	14-5	4-3	(17)JD Notae	(11)Jaylin Williams
01/26/22	6:00 pm *	--	-- at Ole Miss	SEC Network	W 64-55	6642	15-5	5-3	(25)JD Notae	(8)Jaylin Williams
01/29/22	1:00 pm %	--	-- WEST VIRGINIA	ESP2	W 77-68	19200	16-5	--	(19)Au'Diese Toney	(15)Jaylin Williams
02/02/22	7:00 pm *	RV/RV	-- at Georgia	ESPNU	W 99-73	6448	17-5	6-3	(31)Stanley Umude	(9)JD Notae
02/05/22	7:30 pm *	RV/RV	-- MISSISSIPPI STATE	SEC Network	W 63-55	19200	18-5	7-3	(14)JD Notae	(9)Jaylin Williams
02/08/22	6:00 pm *	RV/RV	1/2 AUBURN	ESPN2	(OT) W 80-76	20327	19-5	8-3	(28)JD Notae	(11)Jaylin Williams
BUD WALTON ARENA RECORD										
02/12/22	11:00 am *	RV/RV	RV/RV at Alabama	SEC Network	67-68 L	10353	19-6	8-4	(22)Jaylin Williams	(10)Jaylin Williams
02/15/22	8:00 pm *	23/24	-- at Missouri	SEC Network	W 76-57	7448	20-6	9-4	(23)Stanley Umude	(11)Trey Wade
02/19/22	3:00 pm *	23/24	16/13 TENNESSEE	ESPN	W 58-48	19200	21-6	10-4	(13)Jaylin Williams (13)JD Notae	(16)Jaylin Williams
02/22/22	7:00 pm *	18/18	-- at Florida	ESPN2	W 82-74	9023	22-6	11-4	(22)JD Notae	(10)Jaylin Williams
02/26/22	1:00 pm *	18/18	6/3 KENTUCKY	CBS	W 75-73	19200	23-6	12-4	(30)JD Notae	(12)Jaylin Williams

Home Games in CAPS | \* - Southeastern Conference game | + Hall of Fame Classic (Kansas City, Mo. - T-Mobile Center) | % - Big 12/SEC Challenge  
@ - played in Tulsa, Okla. (BOK Center) | & - played in North Little Rock (Simmons Bank Arena) | ^ - SEC Tournament (Tampa, Fla. - Amalie Arena)

ATTENDANCE SUMMARY	GAMES	TOTALS	AVG/GAME
HOME	17	327527	19266
AWAY	8	67244	8406
NEUTRAL	4	44095	11024
TOTAL	29	438866	15133

### THE GRADES ARE IN

• Arkansas basketball fared well in the classroom in the fall of 2021.

#### • AD's Honor Roll (3.50-3.99)

Lawson Blake

#### • Department Honor Roll (3.00-3.49)

Cade Arbogast Davonte Davis

Chris Lykes Chance Moore

Jaxson Robinson Stanley Umude

# ARKANSAS RAZORBACKS

## 2021-22 COMBINED REPORT

RECORD:	OVERALL	HOME	AWAY	NEUTRAL
ALL GAMES	23-6	16-1	5-3	2-2
CONFERENCE	12-4	7-1	5-3	0-0
NON-CONFERENCE	11-2	9-0	0-0	2-2

##	Player	GP	GS	Min	Avg	• TOTAL •			• 3-PTS •				• REBOUNDS •				PF		FO		A TO Blk Stl				Pts Avg		
						FG	FGA	Pct	3FG	FGA	Pct	FT	FTA	Pct	Off	Def											Tot
1	JD Notae	28	27	933	33.3	194	458	.424	63	196	.321	83	109	.761	14	107	121	4.3	71	3	100	76	18	62	534	19.1	
0	Stanley Umude	29	17	764	26.3	123	269	.457	36	99	.364	43	65	.662	38	97	135	4.7	63	2	29	46	23	32	325	11.2	
10	Jaylin Williams	29	27	901	31.1	108	225	.480	13	52	.250	79	111	.712	46	234	280	9.7	75	1	79	52	35	41	308	10.6	
5	Au'Diese Toney	29	26	904	31.2	96	187	.513	6	21	.286	95	121	.785	67	87	154	5.3	52	0	23	38	12	19	293	10.1	
4	Davonte Davis	29	13	810	27.9	94	215	.437	18	59	.305	50	71	.704	37	85	122	4.2	78	1	87	53	0	30	256	8.8	
11	Chris Lykes	29	2	541	18.7	64	185	.346	21	74	.284	87	101	.861	7	27	34	1.2	51	1	49	32	1	26	236	8.1	
23	Connor Vanover	15	10	115	7.7	22	51	.431	1	13	.077	14	17	.824	12	19	31	2.1	4	0	4	3	9	2	59	3.9	
14	Jaxson Robinson	14	4	158	11.3	18	48	.375	13	41	.317	3	3	1.000	5	15	20	1.4	11	0	7	6	4	1	52	3.7	
3	Trey Wade	29	16	470	16.2	40	78	.513	8	21	.381	16	20	.800	28	41	69	2.4	27	0	20	17	12	7	104	3.6	
20	Kamani Johnson	20	1	159	8.0	17	25	.680	0	0	.000	18	33	.545	26	32	58	2.9	29	0	7	16	8	3	52	2.6	
2	Khalen Robinson	16	2	79	4.9	7	25	.280	6	17	.353	1	3	.333	2	4	6	0.4	18	0	11	8	0	5	21	1.3	
13	Chance Moore	4	0	8	2.0	2	4	.500	1	2	.500	0	0	.000	1	2	3	0.8	2	0	0	0	0	0	5	1.3	
45	Lawson Blake	4	0	5	1.3	0	0	.000	0	0	.000	0	0	.000	0	0	0	0.0	0	0	0	0	0	0	0	0.0	
21	Cade Arbogast	3	0	3	1.0	0	4	.000	0	2	.000	0	0	.000	2	1	3	1.0	0	0	1	0	0	0	0	0.0	
TEAM.....																42	43	85	2.9	0		12				0	
Razorbacks.....		29					785	1774	.443	186	597	.312	489	654	.748	327	794	1121	38.7	481	8	417	359	122	228	2245	77.4
Opponents.....		29					685	1673	.409	215	668	.322	374	521	.718	266	731	997	34.4	567	15	366	442	101	191	1959	67.6

### Team Statistics

	ARK	OPP
<b>SCORING</b>	<b>2245</b>	<b>1959</b>
Points per game	77.4	67.6
Scoring margin	+9.9	-
<b>FIELD GOALS-ATT</b>	<b>785-1774</b>	<b>685-1673</b>
Field goal pct	.443	.409
<b>3 POINT FG-ATT</b>	<b>186-597</b>	<b>215-668</b>
3-point FG pct	.312	.322
3-pt FG made per game	6.4	7.4
<b>FREE THROWS-ATT</b>	<b>489-654</b>	<b>374-521</b>
Free throw pct	.748	.718
F-Throws made per game	16.9	12.9
<b>REBOUNDS</b>	<b>1121</b>	<b>997</b>
Rebounds per game	38.7	34.4
Rebounding margin	+4.3	-
<b>ASSISTS</b>	<b>417</b>	<b>366</b>
Assists per game	14.4	12.6
<b>TURNOVERS</b>	<b>359</b>	<b>442</b>
Turnovers per game	12.4	15.2
Turnover margin	+2.9	-
Assist/turnover ratio	1.2	0.8
<b>STEALS</b>	<b>228</b>	<b>191</b>
Steals per game	7.9	6.6
<b>BLOCKS</b>	<b>122</b>	<b>101</b>
Blocks per game	4.2	3.5
<b>ATTENDANCE</b>	<b>327527</b>	<b>111339</b>
Home games-Avg/Game	17-19266	8-8406
Neutral site-Avg/Game	-	4-11024

SCORE BY PERIODS:	1st	2nd	OT	Total
Arkansas	1048	1171	26	2245
Opponents	905	1035	19	1959

Date	Ark. Rank	Opponent	Result	Score	Attend
11/09/21	16/15	MERCER	W	74-61	19200
11/13/21	16/15	GARDNER-WEBB	W	86-69	19200
11/17/21	16/15	NORTHERN IOWA	W	93-80	19200
+ 11/22/21	13/12	vs Kansas State	W	72-64	9409
+ 11/23/21	13/12	vs Cincinnati	W	73-67	7255
11/28/21	13/12	PENN	W	76-60	19200
12/01/21	10/9	CENTRAL ARKANSAS	W	97-60	19200
12/04/21	10/9	LITTLE ROCK	W	93-78	19200
12/07/21	12/10	CHARLOTTE	W	86-66	19200
@ 12/11/21	12/10	vs RV/RV Oklahoma	L	66-88	12746
& 12/18/21	24/19	vs Hofstra	L	81-89	14685
12/21/21	RV/RV	ELON	W	81-55	19200
* 12/29/21	--RV	at Mississippi State	L	68-81	6629
* 01/04/22	--RV	VANDERBILT	L	74-75	19200
* 01/08/22	--RV	at Texas A&M	L	81-86	7967
* 01/12/22	--	MISSOURI	W	87-43	19200
* 01/15/22	--	at #12/12 LSU	W	65-58	12734
* 01/18/22	--	SOUTH CAROLINA	W	75-59	19200
* 01/22/22	--	RV/RV TEXAS A&M (OT)	W	76-73	19200
* 01/26/22	--	at Ole Miss	W	64-55	6642
% 01/29/22	--	WEST VIRGINIA	W	77-68	19200
* 02/02/22	RV/RV	at Georgia	W	99-73	6448
* 02/05/22	RV/RV	MISSISSIPPI STATE	W	63-55	19200
* 02/08/22	RV/RV	#12 AUBURN (OT)	W	80-76	20327
* 02/12/22	RV/RV	at RV/RV Alabama	L	67-68	10353
* 02/15/22	23/24	at Missouri	W	76-57	7448
* 02/19/22	23/24	#16/13 TENNESSEE	W	58-48	19200
* 02/22/22	18/18	at Florida	W	82-74	9023
* 02/26/22	18/18	#6/3 KENTUCKY	W	75-73	19200

\* = SEC game

+ Hall of Fame Classic (Kansas City, Mo. - T-Mobile Center) • @ - played in Tulsa, Okla. (BOK Center)

& - played in North Little Rock (Simmons Bank Arena) • % = SEC-Big 12 Challenge

^ - SEC Tournament (Tampa, Fla. - Amalie Arena)

**BUD WALTON ARENA RECORD**

# ARKANSAS RAZORBACKS

## 2021-22 SEASON STATISTICS • ALL GAMES



RECORD:	OVERALL	HOME	AWAY	NEUTRAL
ALL GAMES	23-6	16-1	5-3	2-2
CONFERENCE	12-4	7-1	5-3	0-0
NON-CONFERENCE	11-2	9-0	0-0	2-2

##	Player	GP	GS	Min	Avg	• TOTAL •			• 3-PTS •			• REBOUNDS •			PF	FO	A	TO	Blk	St	Pts	Avg
						FG	FGA	Pct	3FG	FGA	Pct	FT	FTA	Pct	Off	Def	Tot	Avg				
1	JD Notae	28	27	933	33.3	194	458	.424	63	196	.321	83	109	.761	14	107	121	4.3	71	3	100	19.1
0	Stanley Umude	29	17	764	26.3	123	269	.457	36	99	.364	43	65	.662	38	97	135	4.7	63	2	29	11.2
10	Jaylin Williams	29	27	901	31.1	108	225	.480	13	52	.250	79	111	.712	46	234	280	9.7	75	1	79	10.6
5	Au'Diese Toney	29	26	904	31.2	96	187	.513	6	21	.286	95	121	.785	67	87	154	5.3	52	0	23	10.1
4	Davonte Davis	29	13	810	27.9	94	215	.437	18	59	.305	50	71	.704	37	85	122	4.2	78	1	87	8.8
11	Chris Lykes	29	2	541	18.7	64	185	.346	21	74	.284	87	101	.861	7	27	34	1.2	51	1	49	8.1
23	Connor Vanover	15	10	115	7.7	22	51	.431	1	13	.077	14	17	.824	12	19	31	2.1	4	0	4	3.9
14	Jaxson Robinson	14	4	158	11.3	18	48	.375	13	41	.317	3	3	1.000	5	15	20	1.4	11	0	7	3.7
3	Trey Wade	29	16	470	16.2	40	78	.513	8	21	.381	16	20	.800	28	41	69	2.4	27	0	20	3.6
20	Kamani Johnson	20	1	159	8.0	17	25	.680	0	0	.000	18	33	.545	26	32	58	2.9	29	0	7	2.6
2	Khalen Robinson	16	2	79	4.9	7	25	.280	6	17	.353	1	3	.333	2	4	6	0.4	18	0	11	1.3
13	Chance Moore	4	0	8	2.0	2	4	.500	1	2	.500	0	0	.000	1	2	3	0.8	2	0	0	1.3
45	Lawson Blake	4	0	5	1.3	0	0	.000	0	0	.000	0	0	.000	0	0	0	0.0	0	0	0	0.0
21	Cade Arbogast	3	0	3	1.0	0	4	.000	0	2	.000	0	0	.000	2	1	3	1.0	0	0	1	0.0
TEAM.....															42	43	85	2.9	0		12	0
Arkansas.....		29				785	1774	.443	186	597	.312	489	654	.748	327	794	1121	38.7	481	8	417	77.4
Opponents.....		29				685	1673	.409	215	668	.322	374	521	.718	266	731	997	34.4	567	15	366	67.6

SCORE BY PERIODS:	1st	2nd	OT	Total
Arkansas	1048	1171	26	2245
Opponents	905	1035	19	1959

DEADBALL REBOUNDS:	OFF	DEF	TOTAL
Arkansas	84	12	96
Opponents	63	12	75

# ARKANSAS RAZORBACKS

## 2021-22 STATISTICS • SEC GAMES ONLY



RECORD:	OVERALL	HOME	AWAY
SEC ONLY	12-4	7-1	5-3

##	Player	GP	GS	Min	Avg	• TOTAL •			• 3-PTS •			• REBOUNDS •			PF	FO	A	TO	Blk	St	Pts	Avg
						FG	FGA	Pct	3FG	FGA	Pct	FT	FTA	Pct	Off	Def	Tot	Avg				
1	JD Notae	28	27	933	33.3	194	458	.424	63	196	.321	83	109	.761	14	107	121	4.3	71	3	100	19.1
0	Stanley Umude	29	17	764	26.3	123	269	.457	36	99	.364	43	65	.662	38	97	135	4.7	63	2	29	11.2
10	Jaylin Williams	29	27	901	31.1	108	225	.480	13	52	.250	79	111	.712	46	234	280	9.7	75	1	79	10.6
5	Au'Diese Toney	29	26	904	31.2	96	187	.513	6	21	.286	95	121	.785	67	87	154	5.3	52	0	23	10.1
4	Davonte Davis	29	13	810	27.9	94	215	.437	18	59	.305	50	71	.704	37	85	122	4.2	78	1	87	8.8
11	Chris Lykes	29	2	541	18.7	64	185	.346	21	74	.284	87	101	.861	7	27	34	1.2	51	1	49	8.1
23	Connor Vanover	15	10	115	7.7	22	51	.431	1	13	.077	14	17	.824	12	19	31	2.1	4	0	4	3.9
14	Jaxson Robinson	14	4	158	11.3	18	48	.375	13	41	.317	3	3	1.000	5	15	20	1.4	11	0	7	3.7
3	Trey Wade	29	16	470	16.2	40	78	.513	8	21	.381	16	20	.800	28	41	69	2.4	27	0	20	3.6
20	Kamani Johnson	20	1	159	8.0	17	25	.680	0	0	.000	18	33	.545	26	32	58	2.9	29	0	7	2.6
2	Khalen Robinson	16	2	79	4.9	7	25	.280	6	17	.353	1	3	.333	2	4	6	0.4	18	0	11	1.3
13	Chance Moore	4	0	8	2.0	2	4	.500	1	2	.500	0	0	.000	1	2	3	0.8	2	0	0	1.3
45	Lawson Blake	4	0	5	1.3	0	0	.000	0	0	.000	0	0	.000	0	0	0	0.0	0	0	0	0.0
21	Cade Arbogast	3	0	3	1.0	0	4	.000	0	2	.000	0	0	.000	2	1	3	1.0	0	0	1	0.0
TEAM.....															42	43	85	2.9	0		12	0
The Hogs.....		29				785	1774	.443	186	597	.312	489	654	.748	327	794	1121	38.7	481	8	417	77.4
Opponents.....		29				685	1673	.409	215	668	.322	374	521	.718	266	731	997	34.4	567	15	366	67.6

SCORE BY PERIODS:	1st	2nd	OT	Total
Arkansas	1048	1171	26	2245
Opponents	905	1035	19	1959

DEADBALL REBOUNDS:	OFF	DEF	TOTAL
Arkansas	84	12	96
Opponents	63	12	75



# 2021-22 ARKANSAS RAZORBACKS GAME HIGHS

Opponent	DATE	SCORE	RESULT	POINTS	REBOUNDS	ASSISTS	STEALS	BLOCKED SHOTS
MERCER	11/09/21	74-61	W	30-JD Notae	11-Au'Diese Toney	5-Jaylin Williams	7-JD Notae	2-Jaylin Williams
GARDNER-WEBB	11/13/21	86-69	W	19-Connor Vanover	8-Jaylin Williams	6-Davonte Davis	2-JD Notae Davonte Davis	3-Connor Vanover
NORTHERN IOWA	11/17/21	93-80	W	26-Chris Lykes	9-Stanley Umude	9-JD Notae	2-JD Notae	3-Jaylin Williams
vs Kansas State	11/22/21	72-64	W	14-Connor Vanover Chris Lykes	9-Au'Diese Toney	5-JD Notae	3-JD Notae	1-Jaylin Williams Stanley Umude Connor Vanover
vs Cincinnati	11/23/21	73-67	W	19-Au'Diese Toney	11-Jaylin Williams	4-Jaylin Williams	2-JD Notae Jaylin Williams	1-Connor Vanover JD Notae Kamani Johnson
PENN	11/28/21	76-60	W	28-JD Notae	9-Jaylin Williams JD Notae	6-Jaylin Williams	2-JD Notae Davonte Davis	1-JD Notae Stanley Umude Kamani Johnson
CENTRAL ARKANSAS	12/01/21	97-60	W	17-Stanley Umude	13-Jaylin Williams	6-JD Notae	3-JD Notae	2-Stanley Umude Jaylin Williams
LITTLE ROCK	12/04/21	93-78	W	18-JD Notae Au'Diese Toney	8-Au'Diese Toney	7-Davonte Davis	2-JD Notae Chris Lykes	1-Au'Diese Toney Jaylin Williams
CHARLOTTE	12/07/21	86-66	W	23-JD Notae	10-JD Notae	8-Davonte Davis	4-JD Notae	2-Connor Vanover
vs Oklahoma	12/11/21	66-88	L	26-Davonte Davis	7-Jaylin Williams	3-Davonte Davis JD Notae	2-JD Notae Au'Diese Toney	1-Jaylin Williams Connor Vanover JD Notae
vs Hofstra	12/18/21	81-89	L	20-JD Notae	8-Jaylin Williams	4-Davonte Davis Khalen Robinson	3-Chris Lykes	2-Jaylin Williams Stanley Umude
ELON	12/21/21	81-55	W	21-Chris Lykes	7-JD Notae Kamani Johnson	6-Davonte Davis	1-Khalen Robinson Jaylin Williams JD Notae Chris Lykes Trey Wade	3-Trey Wade Kamani Johnson
at Mississippi State	12/29/21	68-81	L	19-Stanley Umude	7-Jaylin Williams Jaxson Robinson	6-Jaylin Williams	2-Davonte Davis Stanley Umude	3-Jaylin Williams
VANDERBILT	01/04/22	74-75	L	28-Stanley Umude	10-Jaylin Williams	5-JD Notae	5-JD Notae	1-Jaylin Williams JD Notae Jaxson Robinson Au'Diese Toney
at Texas A&M	01/08/22	81-86	L	31-JD Notae	11-Jaylin Williams	7-Davonte Davis	2-JD Notae	2-Jaylin Williams
MISSOURI	01/12/22	87-43	W	19-JD Notae	10-Jaylin Williams	4-Davonte Davis	3-Trey Wade Davonte Davis	3-Stanley Umude
at LSU	01/15/22	65-58	W	19-JD Notae	13-Jaylin Williams	4-JD Notae	3-Jaylin Williams	1-Au'Diese Toney Jaylin Williams
SOUTH CAROLINA	01/18/22	75-59	W	19-Jaylin Williams	9-Jaylin Williams	5-JD Notae	3-Au'Diese Toney	3-JD Notae
TEXAS A&M	01/22/22	76-73	WOT	17-JD Notae	11-Jaylin Williams	4-JD Notae	6-Jaylin Williams	3-Jaylin Williams
at Ole Miss	01/26/22	64-55	W	25-JD Notae	8-Jaylin Williams	5-JD Notae	2-Stanley Umude Jaylin Williams	3-Jaylin Williams
WEST VIRGINIA	01/29/22	77-68	W	19-Au'Diese Toney	15-Jaylin Williams	3-Davonte Davis Au'Diese Toney	2-Jaylin Williams	2-Jaylin Williams Stanley Umude
at Georgia	02/02/22	99-73	W	31-Stanley Umude	9-JD Notae	7-Chris Lykes	4-Chris Lykes	2-Stanley Umude Jaylin Williams
MISSISSIPPI STATE	02/05/22	63-55	W	14-JD Notae	9-Jaylin Williams	4-JD Notae	2-Chris Lykes Au'Diese Toney JD Notae	2-Jaylin Williams
AUBURN	02/08/22	80-76	WOT	28-JD Notae	11-Jaylin Williams	3-JD Notae	5-Davonte Davis	4-JD Notae
at Alabama	02/12/22	67-68	L	22-Jaylin Williams	10-Jaylin Williams	3-Chris Lykes JD Notae	4-JD Notae	--
at Missouri	02/15/22	76-57	W	23-Stanley Umude	11-Jaylin Williams Trey Wade	4-Jaylin Williams JD Notae	2-JD Notae	2-Stanley Umude Jaylin Williams
TENNESSEE	02/19/22	58-48	W	13-JD Notae Jaylin Williams	16-Jaylin Williams	2-Chris Lykes Jaylin Williams	3-Stanley Umude	2-Au'Diese Toney
at Florida	02/22/22	82-74	W	22-JD Notae	10-Jaylin Williams	4-Davonte Davis	3-Stanley Umude	2-JD Notae
KENTUCKY	02/26/22	75-73	W	30-JD Notae	12-Jaylin Williams	8-JD Notae	2-Jaylin Williams	2-Au'Diese Toney

LED TEAM IN POINTS (including ties)	
Notae	15
Umude	5
Williams	3
Lykes	3
Toney	3
Vanover	2
Davis	1

LED TEAM IN REBS (including ties)	
Williams	22
Notae	4
Toney	3
Umude	1
Johnson	1
Wade	1
J. Robinson	1

LED TEAM IN ASSISTS (including ties)	
Notae	14
Davis	10
Williams	6
Lykes	3
K. Robinson	1
Toney	1

LED TEAM IN STEALS (including ties)	
Notae	16
Williams	6
Lykes	5
Davis	5
Umude	4
Toney	3
Wade	2
K. Robinson	1

LED TEAM IN BLKS (including ties)	
Williams	16
Umude	7
Notae	7
Vanover	5
Toney	5
Johnson	3
Wade	1
J. Robinson	1

## 2020-21 RAZORBACK GAME-BY-GAME STATISTICS

Opponent	Date	Score	W/L	• TOTAL •			• 3-PTRS •						• REBOUNDS •										
				FG	FGA	Pct	3FG	FGA	Pct	FT	FTA	Pct	Off	Def	Tot	Avg	PF	A	TO	Blk	Stl	Pts	Avg
MERCER	11/09/21	74-61	W	26	55	.473	6	21	.286	16	22	.727	11	24	35	35.0	6	13	15	2	12	74	74.0
GARDNER-WEBB	11/13/21	86-69	W	32	68	.471	13	27	.481	9	15	.600	12	27	39	37.0	17	23	9	5	6	86	80.0
NORTHERN IOWA	11/17/21	93-80	W	35	69	.507	10	24	.417	13	17	.765	7	32	39	37.7	14	21	5	6	7	93	84.3
vs Kansas State	11/22/21	72-64	W	21	58	.362	3	22	.136	27	34	.794	13	28	41	38.5	20	9	12	3	7	72	81.2
vs Cincinnati	11/23/21	73-67	W	23	66	.348	3	17	.176	24	32	.750	18	28	46	40.0	15	12	11	3	6	73	79.6
PENN	11/28/21	76-60	W	32	63	.508	3	17	.176	9	16	.563	11	33	44	40.7	14	17	15	3	8	76	79.0
CENTRAL ARKANSAS	12/01/21	97-60	W	40	73	.548	4	18	.222	13	26	.500	13	34	47	41.6	17	22	12	5	16	97	81.6
LITTLE ROCK	12/04/21	93-78	W	34	60	.567	6	20	.300	19	26	.731	8	23	31	40.2	16	20	8	2	8	93	83.0
CHARLOTTE	12/07/21	86-66	W	34	64	.531	3	13	.231	15	20	.750	15	26	41	40.3	13	14	13	3	9	86	83.3
vs Oklahoma	12/11/21	66-88	L	21	61	.344	7	24	.292	17	18	.944	9	20	29	39.2	18	10	14	3	6	66	81.6
vs Hofstra	12/18/21	81-89	L	29	65	.446	12	31	.387	11	13	.846	6	27	33	38.6	20	17	15	5	7	81	81.5
ELON	12/21/21	81-55	W	22	48	.458	8	22	.364	29	35	.829	10	31	41	38.8	16	14	13	10	5	81	81.5
at Mississippi State	12/29/21	68-81	L	25	59	.424	8	27	.296	10	14	.714	11	20	31	38.2	20	15	17	4	5	68	80.5
VANDERBILT	01/04/22	74-75	L	25	54	.463	6	22	.273	18	28	.643	8	20	28	37.5	20	14	14	4	11	74	80.0
at Texas A&M	01/08/22	81-86	L	27	66	.409	6	19	.316	21	29	.724	20	26	46	38.1	23	16	18	5	5	81	80.1
MISSOURI	01/12/22	87-43	W	32	64	.500	4	19	.211	19	26	.731	11	28	39	38.1	15	18	8	6	13	87	80.5
at LSU	01/15/22	65-58	W	23	55	.418	5	17	.294	14	18	.778	13	28	41	38.3	18	8	19	2	7	65	79.6
SOUTH CAROLINA	01/18/22	75-59	W	24	59	.407	0	11	.000	27	33	.818	14	29	43	38.6	19	8	11	5	7	75	79.3
TEXAS A&M	01/22/22	76-73	Wot	24	64	.375	7	20	.350	21	25	.840	13	28	41	38.7	17	16	16	6	14	76	79.2
at Ole Miss	01/26/22	64-55	W	24	50	.480	8	18	.444	8	12	.667	4	27	31	38.3	14	16	14	5	6	64	78.4
WEST VIRGINIA	01/29/22	77-68	W	23	51	.451	3	14	.214	28	34	.824	11	33	44	38.6	18	11	15	5	4	77	78.3
at Georgia	02/02/22	99-73	W	40	71	.563	15	28	.536	4	7	.571	7	28	35	38.4	17	23	13	5	11	99	79.3
MISSISSIPPI STATE	02/05/22	63-55	W	23	61	.377	4	19	.211	13	22	.591	11	28	39	38.4	17	12	6	4	8	63	78.6
AUBURN	02/08/22	80-76	Wot	23	67	.343	8	27	.296	26	32	.813	11	31	42	38.6	17	10	11	5	11	80	78.6
at Alabama	02/12/22	67-68	L	22	70	.314	6	21	.286	17	24	.708	21	25	46	38.9	17	11	16	0	7	67	78.2
at Missouri	02/15/22	76-57	W	26	53	.491	11	21	.524	13	17	.765	7	28	35	38.7	16	13	11	4	6	76	78.1
TENNESSEE	02/19/22	58-48	W	18	59	.305	5	22	.227	17	22	.773	12	31	43	38.9	16	7	10	5	6	58	77.3
at Florida	02/22/22	82-74	W	29	63	.460	7	18	.389	17	20	.850	12	27	39	38.9	18	13	6	2	5	82	77.5
KENTUCKY	02/26/22	75-73	W	28	58	.483	5	18	.278	14	17	.824	8	24	32	38.7	13	14	12	5	5	75	77.4
Arkansas		2245		785	1774	.443	186	597	.312	489	654	.748	327	794	1121	38.7	481	417	359	122	228	2245	77.4
Opponents		1959		685	1673	.409	215	668	.322	374	521	.718	266	731	997	34.4	567	366	442	101	191	1959	67.6

Games played: 29

Points/game: 77.4

FG Pct: 44.3

3FG Pct: 31.2

FT Pct: 74.8

Rebounds/game: 38.7

Assists/game: 14.4

Turnovers/game: 12.4

Assist/turnover ratio: 1.2

Steals/game: 7.9

Blocks/game: 4.2

## 2021-22 OPPONENT GAME-BY-GAME STATISTICS

Opponent	Date	Score	W/L	• TOTAL •			• 3-PTRS •						• REBOUNDS •										
				FG	FGA	Pct	3FG	FGA	Pct	FT	FTA	Pct	Off	Def	Tot	Avg	PF	A	TO	Blk	Stl	Pts	Avg
MERCER	11/09/21	74-61	W	23	51	.451	13	31	.419	2	6	.333	4	18	22	22.0	16	17	18	2	7	61	61.0
GARDNER-WEBB	11/13/21	86-69	W	24	53	.453	13	31	.419	8	11	.727	5	24	29	25.5	18	17	15	2	4	69	65.0
NORTHERN IOWA	11/17/21	93-80	W	27	67	.403	17	37	.459	9	13	.692	9	29	38	29.7	14	17	12	2	3	80	70.0
vs Kansas State	11/22/21	72-64	W	22	59	.373	3	22	.136	17	23	.739	12	29	41	32.5	25	7	15	3	7	64	68.5
vs Cincinnati	11/23/21	73-67	W	24	59	.407	8	24	.333	11	13	.846	6	26	32	32.4	28	8	14	5	1	67	68.2
PENN	11/28/21	76-60	W	21	57	.368	7	27	.259	11	16	.688	6	22	28	31.7	14	11	15	1	9	60	66.8
CENTRAL ARKANSAS	12/01/21	97-60	W	22	55	.400	9	21	.429	7	15	.467	5	26	31	31.6	19	13	25	1	6	60	65.9
LITTLE ROCK	12/04/21	93-78	W	27	56	.482	8	21	.381	16	23	.696	8	23	31	31.5	19	16	14	3	3	78	67.4
CHARLOTTE	12/07/21	86-66	W	25	56	.446	6	24	.250	10	11	.909	4	17	21	30.3	17	15	12	3	5	66	67.2
vs Oklahoma	12/11/21	66-88	L	28	51	.549	13	22	.591	19	22	.864	5	31	36	30.9	19	18	16	1	7	88	69.3
vs Hofstra	12/18/21	81-89	L	31	65	.477	7	22	.318	20	23	.870	8	32	40	31.7	9	17	11	0	9	89	71.1
ELON	12/21/21	81-55	W	21	59	.356	8	26	.308	5	9	.556	8	19	27	31.3	23	12	11	4	6	55	69.8
at Mississippi State	12/29/21	68-81	L	27	59	.458	5	17	.294	22	28	.786	15	24	39	31.9	12	15	12	3	12	81	70.6
VANDERBILT	01/04/22	74-75	L	23	52	.442	10	25	.400	19	26	.731	8	27	35	32.1	26	13	17	1	7	75	70.9
at Texas A&M	01/08/22	81-86	L	31	55	.564	8	19	.421	16	30	.533	6	26	32	32.1	28	16	13	9	10	86	71.9
MISSOURI	01/12/22	87-43	W	14	48	.292	2	16	.125	13	14	.929	6	25	31	32.1	19	8	23	3	5	43	70.1
at LSU	01/15/22	65-58	W	21	55	.382	5	19	.263	11	17	.647	11	20	31	32.0	21	11	16	4	14	58	69.4
SOUTH CAROLINA	01/18/22	75-59	W	20	59	.339	7	23	.304	12	24	.500	15	21	36	32.2	22	11	18	3	7	59	68.8
TEXAS A&M	01/22/22	76-73	Wot	23	62	.371	8	26	.308	19	20	.950	12	28	40	32.6	23	10	19	9	11	73	69.1
at Ole Miss	01/26/22	64-55	W	19	55	.345	4	18	.222	13	13	1.000	9	24	33	32.7	15	9	14	1	8	55	68.3
WEST VIRGINIA	01/29/22	77-68	W	23	60	.383	7	26	.269	15	21	.714	7	19	26	32.3	29	9	9	4	8	68	68.3
at Georgia	02/02/22	99-73	W	24	53	.453	8	17	.471	17	26	.654	6	26	32	32.3	14	16	19	3	8	73	68.5
MISSISSIPPI STATE	02/05/22	63-55	W	18	51	.353	3	12	.250	16	22	.727	8	30	38	32.6	17	11	12	3	2	55	68.0
AUBURN	02/08/22	80-76	Wot	30	80	.375	8	32	.250	8	17	.471	24	36	60	33.7	28	8	19	9	5	76	68.3
at Alabama	02/12/22	67-68	L	24	56	.429	7	29	.241	13	17	.765	11	29	40	34.0	22	13	24	7	4	68	68.3
at Missouri	02/15/22	76-57	W	21	57	.368	5	17	.294	10	12	.833	10	22	32	33.9	15	12	13	3	7	57	67.8
TENNESSEE	02/19/22	58-48	W	16	59	.271	4	24	.167	12	18	.667	14	32	46	34.3	24	5	15	4	6	48	67.1
at Florida	02/22/22	82-74	W	26	58	.448	8	25	.320	14	18	.778	8	23	31	34.2	14	15	9	5	3	74	67.4
KENTUCKY	02/26/22	75-73	W	30	66	.455	4	15	.267	9	13	.692	16	23	39	34.4	17	16	12	3	7	73	67.6
Opponents		1959		685	1673	.409	215	668	.322	374	521	.718	266	731	997	34.4	567	366	442	101	191	1959	67.6
Arkansas		2245		785	1774	.443	186	597	.312	489	654	.748	327	794	1121	38.7	481	417	359	122	228	2245	77.4

Games played: 29

Points/game: 67.6

FG Pct: 40.9

3FG Pct: 32.2

FT Pct: 71.8

Rebounds/game: 34.4

Assists/game: 12.6

Turnovers/game: 15.2

Assist/turnover ratio: 0.8

Steals/game: 6.6

Blocks/game: 3.5



# ARKANSAS RAZORBACKS

## 2021-22 GAME-BY-GAME POINTS-ASSISTS-REBOUNDS

				0	1	2	3	4	5	10	11	13	14	20	21	23	45
Opponent	Date	Score	WL	Umude	Notae	K. Robinson	Wade	Davis	Toney	Williams	Lykes	Moore	J. Robinson	Johnson	Arbogast	Vanover	Blake
MERCER	11/09/21	74-61	W	6-3-1	30-2-2	0-2-0	0-0-0	0-4-1	18-11-2	4-8-5	16-2-1	DNP	DNP	0-1-1	--	DNP	DNP
GWU	11/13/21	86-69	W	9-4-3	18-1-0	3-0-3	5-2-3	10-3-6	3-5-1	3-8-5	5-0-0	0-0-0	6-1-0	5-6-0	--	19-7-2	DNP
UNI	11/17/21	93-80	W	10-9-1	17-8-9	DNP	4-0-1	10-4-1	13-6-0	11-6-7	26-1-2	DNP	DNP	DNP	--	2-1-0	DNP
vs KSTATE	11/22/21	72-64	W	10-4-0	11-4-5	0-0-0	0-1-0	4-4-1	13-9-0	6-8-1	14-3-2	DNP	DNP	DNP	--	14-5-0	DNP
vs CINCY	11/23/21	73-67	W	4-1-0	13-4-1	DNP	1-3-0	8-5-3	19-9-1	5-11-4	15-1-3	DNP	DNP	0-2-0	--	8-6-0	DNP
PENN	11/28/21	76-60	W	19-7-0	28-9-5	0-0-0	0-0-0	6-5-5	12-4-0	3-9-6	0-1-1	DNP	0-0-0	2-3-0	--	6-4-0	DNP
UCA	12/01/21	97-60	W	17-8-1	10-4-6	6-2-1	4-4-0	16-6-3	16-2-3	8-13-2	9-0-5	0-0-0	7-1-0	2-2-0	--	2-3-1	0-0-0
LR	12/04/21	93-78	W	9-3-1	18-1-2	0-0-0	4-0-1	16-4-7	18-8-2	9-7-4	14-3-1	DNP	5-3-2	DNP	--	0-0-0	DNP
CLT	12/07/21	86-66	W	0-3-0	23-10-1	3-0-0	0-1-0	18-4-8	6-7-0	15-8-2	13-2-3	DNP	2-0-0	0-0-0	--	6-1-0	DNP
vs OU	12/11/21	66-88	L	8-4-0	13-3-3	0-0-0	0-0-0	26-5-3	6-5-1	7-7-1	6-1-2	DNP	DNP	DNP	--	0-1-0	DNP
vs HOF	12/18/21	81-89	L	6-5-3	20-6-2	3-0-4	0-1-0	9-4-4	9-7-0	6-8-3	19-0-0	DNP	9-0-1	DNP	--	DNP	DNP
ELON	12/21/21	81-55	W	2-0-1	15-7-2	3-0-1	7-5-2	1-6-6	0-1-0	3-6-1	21-2-1	DNP	14-3-0	15-7-0	0-0-0	0-1-0	0-0-0
at MSU	12/29/21	68-81	L	19-3-0	DNP	0-1-1	3-0-1	15-5-4	6-1-0	9-7-6	10-0-2	DNP	6-7-1	DNP	DNP	0-1-0	DNP
VANDY	01/04/22	74-75	L	28-3-0	16-2-5	DNP	0-2-0	0-0-0	20-3-3	6-10-2	1-3-1	DNP	3-3-3	0-1-0	DNP	0-0-0	DNP
at TA&M	01/08/22	81-86	L	10-3-1	31-5-3	0-0-0	0-1-0	13-7-7	9-6-0	10-11-2	1-0-2	DNP	0-1-0	7-8-1	DNP	DNP	DNP
MIZZOU	01/12/22	87-43	W	5-5-2	19-2-2	0-0-1	17-5-3	15-6-4	2-2-0	13-10-3	8-0-2	2-2-0	0-0-0	4-4-0	0-0-0	2-1-1	0-0-0
at LSU	01/15/22	65-58	W	8-6-0	19-3-4	0-0-0	2-2-0	7-8-3	12-4-0	11-13-1	6-1-0	DNP	DNP	DNP	DNP	0-0-0	DNP
USC	01/18/22	75-59	W	12-6-0	17-7-5	DNP	5-4-0	7-5-0	13-8-1	19-9-2	2-1-0	DNP	0-1-0	DNP	DNP	0-0-0	DNP
TA&M	01/22/22	76-73	WOT	15-7-3	17-6-4	DNP	8-1-1	4-5-2	12-6-1	14-11-3	6-1-2	DNP	DNP	0-0-0	DNP	DNP	DNP
at OM	01/26/22	64-55	W	0-2-0	25-3-5	DNP	12-5-4	0-1-3	7-5-1	18-8-3	0-0-0	DNP	DNP	2-3-0	DNP	DNP	DNP
WVU	01/29/22	77-68	W	12-8-1	15-0-2	DNP	6-2-1	7-6-3	19-7-3	12-15-1	6-2-0	DNP	DNP	0-1-0	DNP	DNP	DNP
at UGA	02/02/22	99-73	W	31-4-4	23-9-6	3-1-0	0-2-1	2-1-1	10-1-1	14-8-1	9-1-7	3-1-0	0-0-0	4-4-1	0-3-1	DNP	0-0-0
MSU	02/05/22	63-55	W	5-3-0	14-6-4	DNP	5-5-1	6-1-1	6-4-2	10-9-0	10-2-2	DNP	DNP	7-6-2	DNP	DNP	DNP
AUB	02/08/22	80-76	WOT	9-4-2	28-5-3	DNP	0-1-0	10-4-0	14-10-0	13-11-2	6-4-2	DNP	DNP	0-2-1	DNP	DNP	DNP
at BAMA	02/12/22	67-68	L	19-9-2	12-1-3	DNP	0-1-0	4-6-2	6-7-0	22-10-1	2-1-3	DNP	DNP	2-4-0	DNP	DNP	DNP
at MIZZOU	02/15/22	76-57	W	23-5-1	17-5-4	DNP	12-11-1	11-1-2	0-0-0	13-11-4	0-1-1	DNP	0-0-0	0-1-0	DNP	DNP	DNP
UT	02/19/22	58-48	W	5-4-1	13-1-1	0-0-0	4-6-0	7-4-1	8-10-0	13-16-2	8-1-2	DNP	DNP	DNP	DNP	DNP	DNP
at UF	02/22/22	82-74	W	11-6-1	22-6-3	DNP	0-1-0	19-6-4	12-4-1	15-10-3	3-0-1	DNP	DNP	0-0-0	DNP	DNP	DNP
UK	02/26/22	75-73	W	13-6-0	30-1-8	DNP	5-3-0	5-2-2	4-2-0	16-12-2	0-0-1	DNP	DNP	2-3-1	DNP	DNP	DNP

# ARKANSAS RAZORBACKS

## 2021-22 STARTING LINEUPS

Date	Opponent						1st SUB(S)	Outcome	RECORD BY LINEUP:						RECORD BY STARTER		
Nov. 9	MERCER	Davis	Notae	Toney	K. Robinson	Umude	Williams	W, 74-61	K. Robinson	Notae	Davis	Toney	Umude	1-0	Notae	27	23-4
Nov. 13	GWU	Davis	Notae	Toney	Williams	Vanover	Lykes	W, 86-69	Davis	Notae	Toney	Williams	Vanover	8-1	Williams	27	21-6
Nov. 17	UNI	Davis	Notae	Toney	Williams	Vanover	Umude	W, 93-80	K. Robinson	Davis	Toney	Umude	Williams	0-1	Toney	26	22-4
Nov. 22	vs K-State	Davis	Notae	Toney	Williams	Vanover	Umude	W, 72-64	Lykes	Notae	J. Robinson	Wade	Vanover	1-0	Umude	17	13-4
Nov. 23	vs Cincy	Davis	Notae	Toney	Williams	Vanover	Lykes/Umude	W, 73-67	Lykes	Davis	J. Robinson	Wade	Williams	0-1	Wade	16	14-2
Nov. 28	PENN	Davis	Notae	Toney	Williams	Vanover	Umude	W, 76-60	Notae	Davis	J. Robinson	Umude	Williams	0-1	Davis	13	9-4
Dec. 1	UCA	Davis	Notae	Toney	Williams	Vanover	Lykes	W, 97-60	Notae	J. Robinson	Toney	Umude	Williams	0-1	Vanover	10	9-1
Dec. 4	LR	Davis	Notae	Toney	Williams	Vanover	Umude	W, 93-78	Notae	Toney	Wade	Johnson	Williams	1-0	J. Robinson	4	1-3
Dec. 7	CLT	Davis	Notae	Toney	Williams	Vanover	Lykes	W, 86-66	Notae	Toney	Umude	Wade	Williams	12-1	Lykes	2	1-1
Dec. 11	vs OU	Davis	Notae	Toney	Williams	Vanover	Lykes	L, 66-88							K. Robinson	2	1-1
Dec. 18	vs HOF	Davis	K. Robinson	Toney	Williams	Umude	Notae	L, 81-89							Johnson	1	1-0
Dec. 21	ELON	Lykes	Notae	Wade	J. Robinson	Vanover	JWill/Toney/Davis	W, 81-55									
Dec. 29	at MSU	Davis	Lykes	Wade	Williams	J. Robinson	Toney	L, 68-81									
Jan. 4	VANDY	Davis	Notae	Umude	Williams	J. Robinson	Toney	L, 74-75									
Jan. 8	at TX A&M	J. Robinson	Notae	Toney	Williams	Umude	Davis	L, 81-86									
Jan. 12	MIZZOU	Wade	Notae	Toney	Williams	Johnson	Umude/Lykes	W, 87-43									
Jan. 15	at LSU	Wade	Notae	Toney	Williams	Umude	Davis	W, 65-58									
Jan. 18	S CAR	Wade	Notae	Toney	Williams	Umude	Davis	W, 75-59									
Jan. 22	TX A&M	Wade	Notae	Toney	Williams	Umude	Davis	(ot) W, 76-73									
Jan. 26	at OM	Wade	Notae	Toney	Williams	Umude	Davis	W, 64-55									
Jan. 29	WVU	Wade	Notae	Toney	Williams	Umude	Davis	W, 77-68									
Feb. 2	at UGA	Wade	Notae	Toney	Williams	Umude	Davis	W, 99-73									
Feb. 5	MSU	Wade	Notae	Toney	Williams	Umude	Davis	W, 63-55									
Feb. 8	AUB	Wade	Notae	Toney	Williams	Umude	Johnson/Lykes (ot)	W, 80-76									
Feb. 12	at Bama	Wade	Notae	Toney	Williams	Umude	Davis	L, 67-68									
Feb. 15	at Mizzou	Wade	Notae	Toney	Williams	Umude	Davis	W, 76-57									
Feb. 19	TENN	Wade	Notae	Toney	Williams	Umude	Davis	W, 58-48									
Feb. 22	at FLA	Wade	Notae	Toney	Williams	Umude	Davis	W, 82-74									
Feb. 26	KENTUCKY	Wade	Notae	Toney	Williams	Umude	Davis	W, 75-73									

RECORD BY 1ST SUB (including ties)			
Davis	12	10-2	
Lykes	7	6-1	
Umude	6	6-0	
Toney	2	0-2	
Johnson	1	1-0	
Williams	1	1-0	
Notae	1	0-1	

# ARKANSAS RAZORBACKS

## 2020-21 SPECIALTY STATS (ARKANSAS/OPPONENT)

Opponent	Pts Off TO	Pts In Paint	2nd Chance	Fast Break	Bench	Ties	Lead Chng	Ark Largest Lead	Best Ark Run	Opp Largest Lead	Best Opp Run	Ark Led	Opp Led	Gm Tied
MERCER	21/10	36/8	15/3	14/0	20/12	4	10	15 0:19 2nd	11-0	<b>10</b> 2:57 1st	7-0	24:21	13:26	2:13
GARDNER-WEBB	15/8	34/20	15/3	12/3	33/25	2	2	31 7:42 2nd	14-0	6 6:46 1st	8-0	31:08	5:15	3:37
NORTHERN IOWA	20/8	42/16	11/16	20/12	40/20	10	18	13 0:18 2nd	13-0	6 5:49 1st	9-0	23:52	10:38	5:43
vs Kansas State	13/17	30/34	16/8	9/8	24/28	1	0	18 HALFTIME	8-0	-- -- --	7-0	39:18	--	0:42
vs Cincinnati	14/13	28/28	14/4	8/6	20/27	11	14	6 0:01 2nd	8-0	<b>4</b> 5:57 2nd	6-0	18:18	16:51	4:51
PENN	16/14	48/22	16/7	13/4	21/22	2	2	22 15:50 2nd	9-0	3 18:49 1st	9-0	36:25	2:12	1:23
CENTRAL ARK	29/13	60/16	9/2	32/22	45/17	3	4	37 0:49 2nd	12-0	2 8:19 1st	5-0	37:27	0:42	1:51
LITTLE ROCK	23/12	48/16	9/6	21/5	32/35	0	2	17 17:32 2nd	7-0	1 19:27 1st	8-0	38:43	1:00	0:17
CHARLOTTE	14/10	50/38	18/6	17/9	18/22	2	5	20 0:36 2nd	10-0	3 18:49 1st	6-0	34:24	3:53	1:43
vs Oklahoma	24/17	22/24	2/6	6/12	14/14	0	0	-- -- --	9-0	<b>26</b> 1:09 2nd	17-0	--	39:16	0:44
vs Hofstra	10/22	26/44	6/8	27/11	48/9	4	4	3 13:42 1st	11-0	14 8:26 2nd	10-0	0:43	35:46	3:31
ELON	19/12	26/22	15/8	19/1	24/18	5	6	30 7:08 2nd	17-0	5 6:11 1st	13-0	32:07	4:08	3:53
at Miss State	12/25	28/32	6/14	9/13	25/20	7	6	5 12:12 1st	5-0	16 4:57 2nd	7-0	27:59	6:09	5:53
VANDERBILT	23/20	30/24	5/9	14/13	21/22	8	16	9 0:56 1st	7-0	6 1:50 2nd	10-0	19:04	17:05	3:52
at Texas A&M	16/28	32/34	20/9	5/15	21/34	3	3	<b>11</b> 13:33 1st	10-0	17 11:01 2nd	16-0	13:23	25:35	1:02
MISSOURI	26/4	44/22	20/6	17/8	32/2	0	0	<b>44</b> 2:00 2nd	19-0	-- -- --	4-0	39:43	--	0:17
at LSU	20/13	30/28	13/10	10/5	13/30	9	7	7 0:11 2nd	10-0	<b>8</b> 9:01 2nd	7-0	28:32	6:48	4:40
SOUTH CAROLINA	19/10	42/22	18/12	10/7	9/20	6	10	17 1:42 2nd	13-0	<b>7</b> 0:03 1st	7-0	27:24	10:41	1:55
TEXAS A&M	17/21	26/24	19/9	3/16	10/47	4	2	16 11:32 1st	10-0	2 4:16 OT	9-0	41:28	1:24	2:08
at Ole Miss	12/12	20/28	5/9	5/6	2/12	2	2	16 4:26 2nd	13-0	1 7:14 1st	6-0	38:03	1:12	0:45
WEST VIRGINIA	36/14	36/26	18/13	23/15	13/22	0	0	19 16:08 2nd	8-0	-- -- --	12-0	39:48	--	0:12
at Georgia	26/20	48/30	11/6	18/19	21/26	3	7	28 1:51 2nd	9-0	8 12:15 1st	10-0	24:50	12:33	2:37
MISS STATE	8/7	32/24	15/10	18/8	23/6	9	1	9 6:03 2nd	8-0	2 19:44 1st	8-0	29:18	2:13	9:05
AUBURN	24/10	28/34	12/22	16/2	16/13	15	17	12 4:13 1st	9-0	<b>5</b> 2:40 2nd	7-0	24:09	13:30	7:21
at Alabama	22/28	20/30	10/8	6/14	8/29	2	5	5 19:36 1st	11-0	13 9:01 2nd	8-0	4:49	34:11	1:00
at Missouri	17/8	20/32	12/9	7/7	11/15	2	0	21 19:44 2nd	15-0	-- -- --	9-0	38:08	--	1:52
TENNESSEE	13/2	18/14	8/12	9/7	15/19	3	12	10 0:06 2nd	7-0	3 15:22 1st	6-0	36:45	9:14	4:01
at Florida	8/9	38/32	16/8	7/7	22/9	8	7	8 0:07 2nd	8-0	8 16:19 1st	6-0	19:11	18:18	3:06
KENTUCKY	20/15	36/42	7/13	9/16	7/24	5	17	13 13:10 1st	15-0	4 9:35 2nd	9-0	29:56	7:20	2:44

**BLACK** INDICATES  
LARGEST UA LEADS  
IN LOSS

**RED** INDICATES  
UA LARGEST DEFICITS/  
COMEBACKS IN A WIN

### DEFENSIVE TOUCHES (Thru Game 29) (Deflections • Blocks • Steals – ARK career Only unless noted\*)

Player	17-18	18-19	19-20	20-21	21-22	Career
Davis	-	-	-	160	119	279
Johnson	-	NA	NA	RS	23	23
Lykes	NA	NA	NA	NA	96	96
Moore	-	-	-	-	0	0
Notae	NA	NA	RS	133	187	320
J. Robinson	-	-	-	NA	16	16
K. Robinson	-	-	-	4	16	20
Toney	-	NA	NA	NA	100	100
Umude	NA	NA	NA	NA	115	115
Vanover	-	NA	RS	104	21	125
Wade	NA	JC	NA	NA	80	80
Williams	-	-	-	81	179	260

#### MOST IN A GAME 2021-22:

17 Notae (AUB)  
15 Williams (A&M)  
13 Notae (Vandy) • Williams (OM)  
12 Wade (MIZ) • Williams (UK)  
11 Notae (K-ST) • Notae (@Bama)  
10 Notae (CLT) • Williams (CLT) • Williams (@MSU)  
Umude (USC) • Toney (A&M)

### CHARGES DRAWN (Thru Game 29) (ARK career Only unless noted\*)

Player	17-18	18-19	19-20	20-21	21-22	Career
Davis	-	-	-	2	0	2
Johnson	-	NA	NA	RS	4	4
Lykes	NA	NA	NA	NA	15	15
Moore	-	-	-	-	0	0
Notae	NA	NA	RS	6	3	9
J. Robinson	-	-	-	0	0	0
K. Robinson	-	-	-	2	1	3
Toney	-	3*	4*	4*	1	12*
Umude	NA	NA	NA	NA	3	3
Vanover	-	NA	RS	0	0	0
Wade	NA	JC	NA	NA	0	0
Williams	-	-	-	16 #	45	61

#### MOST IN A GAME 2021-22:

4 Williams (Cincy) • Williams (@LSU) • Williams (TEN)  
3 Williams (GWU) • Lykes (OU) • Williams (@A&M)  
Williams (@UGA) • Williams (MS ST) • Williams (AUB)  
Williams (@FLA)  
# - team leader

### DUNKS (Thru Game 29) (ARK career Only unless noted\*)

Player	17-18	18-19	19-20	20-21	21-22	Career
Davis	-	-	-	5	6	11
Johnson	-	NA	NA	RS	2	2
Lykes	NA	NA	NA	NA	0	0
Moore	-	-	-	-	0	0
Notae	NA	1*	RS	3	1	5
J. Robinson	-	-	-	0	1	1
K. Robinson	-	-	-	0	0	0
Toney	NA	7*	9*	6*	18	40*
Umude	NA	NA	NA	NA	20	20
Vanover	-	NA	RS	20	5	25
Wade	NA	JC	23*	12*	14	48*
Williams	-	-	-	3	11	14

#### MOST IN A GAME 2021-22:

3 Umude (K-State)

## LAST TIME AN ARKANSAS PLAYER...

### • SCORING •

**Scored 30 Points: 31 Stanley Umude at Georgia (02/02/22)**

Scored 40 Points: 40 Mason Jones vs Auburn (02/04/20)

Scored 50 Points: 51 Rotnei Clarke vs. Alcorn State (11/13/09)

**RECORD: 51 Rotnei Clarke vs. Alcorn State (11/13/09)**

### • FIELD GOALS MADE •

Made 15 Field Goals: 15 (15-21) Rotnei Clarke vs. Alcorn State (11/13/09)

Made 20 Field Goals: 20 (2-30) Dean Tolson vs. Texas A&M (03/02/74)

**RECORD: 20 (20-30) Dean Tolson vs. Texas A&M (03/02/74)**

### • FIELD GOALS ATTEMPTED •

**Attempted 20 Field Goals: 20 (7-20) JD Notae Auburn (02/08/22)**

**Attempted 25 Field Goals: 26 (11-26) JD Notae vs Mercer (11/09/21)**

**RECORD: 30 (20-30) Dean Tolson vs. Texas A&M (03/02/74)**

### • FIELD GOAL PERCENTAGE •

Shot 100% FG (Min. 7 att): Daniel Gafford (7-7) at Texas Tech (01/26/19)

**RECORD (min 8 att): 100% 8x - Best: Daryll Saulsberry (10-10) 1975**

### • 3-POINTERS MADE •

Made 7 3-pointers: 8 (8-11) Mason Jones at Texas A&M (03/07/20)

Made 10 3-pointers: 10 (10-13) by Isaiah Joe vs. FIU (12/01/18)

Made 11-Plus 3-pointers: 13 (13-17) by Rotnei Clarke vs. Alcorn State (11/13/09)

**RECORD: 13 (13-17) by Rotnei Clarke vs. Alcorn State (11/13/09) (SEC record)**

### • 3-POINTERS ATTEMPTED •

Attempted 15 3-Pointers: 15 (6-15) Isaiah Joe at Texas A&M (03/07/20)

Attempted 20 3-Pointers: 24 (10-24) Pat Bradley vs. North Texas (12/30/98)

**RECORD: 24 (10-24) Pat Bradley vs. North Texas (12/30/98) (SEC record)**

### • FREE THROWS MADE •

**Made 10 Free Throws: 11 JD Notae (11-14) vs Auburn (02/08/22)**

Made 15 Free Throws: 16 (16-19) Moses Moody vs Alabama (02/24/21)

Made 20 Plus Free Throws: 22 (22-24) Martin Terry vs. Texas A&M (01/22/72)

**RECORD: 22 (22-24) by Martin Terry vs. Texas A&M (01/22/72)**

### • FREE THROWS ATTEMPTED •

Attempted 15 Free Throws: 19 (16-19) Mason Jones vs Tennessee (02/26/20)

Attempted 20 Free Throws: 21 (18-21) Moses Moody vs Alabama (02/24/21)

Attempted 24 Plus Free Throws: 24 (22-24) Martin Terry vs. Texas A&M (01/22/72)

**RECORD: 24 (22-24) Martin Terry vs. Texas A&M (01/22/72)**

### • FREE THROW PERCENTAGE •

**Shot 100% FT (min 10 att): Chris Lykes (12-12) vs Elon (12/21/21)**

**RECORD (min. 11 att): 9x - Best: Tommy Boyer (18-18) in 1963**

### • REBOUNDS •

**Grabbed 15-19 Rebounds: 16 Jaylin Williams vs Tennessee (02/19/22)**

Grabbed 20-Plus Rebounds: 23 Nick Davis vs. Jackson State (11/21/97)

**RECORD: 23 by Nick Davis vs. Jackson State (11/21/97)**

• Grabbed 10 Offensive Rebounds: 111 Justin Smith vs Oral Roberts (03/27/21)

• **Grabbed 10 Defensive Rebounds: 12 Jaylin Williams vs Kentucky (02/26/22)**

### • ASSISTS •

Had 10 Assists: 10 by Jalen Tate vs Georgia (01/09/21)

Had 15 Assists: 15 by Dontell Jefferson vs. Portland State (11/18/05)

**RECORD: 15 by Dontell Jefferson vs. Portland State (11/18/05)**

### • STEALS •

**Had 5 Steals: 5 Davonte Davis vs Auburn (02/08/22)**

**Had 6-7 Steals: 6 Jaylin Williams vs Texas A&M (01/22/22)**

Had 8-9 Steals: 9 Robert Shepard at Arizona (12/06/92)

**RECORD: 9 by Robert Shepard at Arizona (12/06/92)**

### • BLOCKED SHOTS •

Had 5 Blocks: 5 Connor Vanover at Oklahoma State (01/30/21)

Had 6-9 Blocks: 6 Connor Vanover vs North Texas (11/28/20)

Had 10 Blocks: 10 Steven Hill vs. Texas State (12/06/05)

**RECORD: 10 Steven Hill vs. Texas St. (12/06/05) & Oliver Miller vs. Texas (02/04/90)**

### • TURNOVERS •

**Committed 5-9 Turnovers: 5 JD Notae at Georgia (02/02/22)**

Committed 10 Plus Turnovers: 10 Courtney Fortson at South Carolina (02/21/09)

### • MINUTES PLAYED •

**39 Minutes (Regulation): 39:40 Trey Wade at Ole Miss (01/26/22)**

40 Minutes (Regulation): 40:00 Justin Smith vs Colgate (03/19/21)

**40 Minutes (OT): 3 vs Auburn (02/08/22)**

**JD Notae (41:24) - Au'Diese Toney (40:38)**

45 Plus Minutes: 47 by BJ Young vs. Auburn (01/16/13)

### • MISCELLANEOUS •

**2 Players Scored 20+ Pts In Same Game: Stanley Umude (31) & JD Notae (23) at Georgia (02/02/22)**

3 Players Scored 20+ Pts in Same Game: at South Carolina (03/02/20)

Moses Moody (28), Justin Smith (22) and JD Notae (21)

2 Players Scored 20+ Pts In Back-To-Back Gms: Mason Jones (37/26) & Isaiah Joe (22/26) vs Tennessee (02/26/20) and at Georgia (02/29/20)

2 Players Scored 20+ Pts In 3 Straight: Mason Jones (41/20/21) & Isaiah Joe (20/21/24)

vs Tulsa (12/14/19), Valpo (12/21/19) and Indiana (12/29/19)

8 Players Scored in Double Digits: Mississippi Valley State (11/25/20)

Connor Vanover (25), Desi Sills (19), Moses Moody (16), Vance Jackson (15)

Khalen Robinson (15), Justin Smith (13), JD Notae (13), Jalen Tate (12)

Scored 20 or More Points in Five-Plus Consecutive Games: (5) by Mason Jones

37, 26, 36, 30, 22 (02/26/20 to 03/11/20)

Scored 20 or More Points in 10-Plus Consecutive Games: (11) by Todd Day

20, 23, 26, 26, 22, 31, 23, 21, 27, 21, 20 (12/01/90 to 01/12/91)

Scored 30 or More Points in 3 Straight Games: Mason Jones (only Razorback)

34 vs. S. Carolina (01/29/20), 30 at Alabama (02/01/20), 40 vs Auburn (02/04/20)

Most Points in Back-To-Back Games: 82 by Martin Terry

35 at TCU (02/20/73) and 47 vs. SMU (02/24/73)

Consecutive Free Throws Made: 48 by Ricky Medlock (20 gms; 12/21/74 to 03/04/75)

**Double-Double: Pts/Rebs: Jaylin Williams (16 pts & 12 rebs) vs Kentucky 02/26/22**

Double-Double: Pts/Assists: Jalen Tate (15 & 10) vs Georgia (01/09/21)

**Two Players with Double-Double in Same Game: at Missouri (02/15/22)**

Jaylin Williams (13 pts & 11 rebs) and Trey Wade (12 pts & 11 rebs)

**5 Straight Double-Doubles: (6) Jaylin Williams 13 & 11 vs AUB; 22 & 10 at BAMA;**

**13 & 11 at MIZ; 13 & 16 vs TENN; 15 & 10 at FLA; 16 & 12 vs UK**

**3+ Straight Double-Doubles in SEC: (5) Jaylin Williams (2021-22; AUB/@Bama/@MIZ/TEN/@FLA/UK)**

Most Consecutive Double-Doubles: 9 by Dean Tolson (1973-74) and 6 by Derek Hood (1998-99)

Three Players with Double-Double in Same Game: vs Alabama (01/16/10) – Marshawn Powell

18 pts, 10 rebs), Mike Washington (17 pts, 13 rebs) and Courtney Fortson (12 pts, 10 assists)

Had 5-Plus Assists in 5-Plus Consecutive Games: (6) by Jalen Harris

11, 6, 10, 12, 7, 10 (11/21/81 thru 12/15/18)

Had 10 or More Assists in Back-to-Back Games: Jalen Harris

10 vs. FIU (12/01/18) and 12 at Colorado State (12/05/18)

Three-Plus Players with 5-Plus Assists in a Game: vs. Montana State (11/21/18)

Jalen Harris (11), Isaiah Joe (5) and Desi Sills (5)

Had 5 or More Steals in Back-to-Back Games: Ronnie Brewer

5 vs. Western Illinois (01/01/06) and 5 vs. Mississippi State (01/07/06)

## LAST TIME AN OPPONENT PLAYER...

### • SCORING •

**Scored 30 Points: 31 Oscar Tshiebwe vs Kentucky (02/26/22)**

Scored 40 Points: 45 Jodie Meeks vs. Kentucky (02/14/09)

Scored 50 Points: 56 Oscar Robertson vs. Cincinnati (03/15/58) **(most on record)**

### • FIELD GOALS MADE •

Made 15 Field Goals: 17 (17-24) Jodie Meeks vs. Kentucky (02/14/09)

Made 20 Field Goals: 21 Oscar Robertson vs. Cincinnati (03/15/58) **(most on record)**

### • FIELD GOALS ATTEMPTED •

**Attempted 20 Field Goals: 21 (13-21) Oscar Tshiebwe vs Kentucky (02/26/22)**

Attempted 25 Field Goals: 28 (11-28) Devan Downey vs. South Carolina (02/17/10)

### • FIELD GOAL PERCENTAGE •

Shot 100% FG (Min. 7 att): Adam Wing (8-8) vs. Evansville (12/08/15)

### • 3-POINTERS MADE •

Made 7 3-pointers: 7 (7-15) Tyler Hall vs. Montana State (11/21/18)

Made 10 3-pointers: 10 (10-19) Lance Weems at Auburn (01/06/96)

### • 3-POINTERS ATTEMPTED •

Attempted 15 3-pointers: 15 (7-15) Tyler Hall vs. Montana State (11/21/18)

Attempted 20 3-pointers: 22 (5-22) Jeff Fryer vs. Loyola Marymount (03/16/89)

### • FREE THROWS MADE •

Made 10 Free Throws: 12 (12-15) Xavier Pinson (01/02/21)

Made 15 Free Throws: 15 (15-17) Keyontae Johnson at Florida (02/18/20)

### • FREE THROWS ATTEMPTED •

Attempted 15 Free Throws: 15 (12-15) Xavier Pinson (01/02/21)

Attempted 20 Free Throws: 24 (18-24) Frank Williams vs. Illinois (12/08/01)

### • FREE THROW PERCENTAGE •

Shot 100% FT (min 10 att): 14-14 Grant Williams at Tennessee (01/15/19)

### • REBOUNDS •

**Grabbed 15-19 Rebounds: 18 Oscar Tshiebwe vs Kentucky (02/26/22)**

Grabbed 20 Rebounds: 20 Antonio McDyess vs. Alabama (03/11/95)

• Grabbed 10 Offensive Rebounds: 11 Tyler Davis at Texas A&M (01/30/18)

• **Grabbed 10 Defensive Rebounds: 10 Oscar Tshiebwe vs Kentucky (02/26/22)**

### • ASSISTS •

Had 10 Assists: 11 Tremont Waters vs. LSU (01/12/19)

Had 13 Assists: 13 Chuck Evans at Mississippi State (01/27/93) **(on record)**

### • STEALS •

Had 5 Steals: 6 Alpha Diallo at Providence (03/19/19)

Had 8 Steals: 8 Terry Conerway vs. Texas State (12/21/02)



• **BLOCKED SHOTS** •

**Had 6-9 Blocks: 7 Walker Kessler vs Auburn (02/08/22)**  
Had 10 Plus Blocks: 10 P.J. Roberson vs. Grambling State (11/26/11)

• **TURNOVERS** •

**Committed 7-9 Turnovers: 7 Wendell Green Jr vs Auburn (02/08/22)**  
Committed 10 Plus Turnovers: 12 Devin Gibson vs. UTSA (12/12/07)

**LAST TIME ARKANSAS HIGHS...**

• **SCORING** •

Scored 100-119 Points: 101 at South Carolina (103/02/21)  
Scored 120-Plus Points: 142 vs. Mississippi Valley State (11/25/20)  
**Scored 50 Points in 1st Half: 53 at Georgia (02/02/22)**  
**Scored 50 Points in 2nd Half: 56 vs Central Arkansas (12/01/21)**  
Scored 60 or More Points in a Half: 61 (1st) vs. Miss Valley State (11/25/20)  
Scored 70 or More Points in a Half: 71 (1st) vs. Alcorn (11/13/09)  
Scored 80 or More Points in a Half: 81 (2nd) vs. Miss Valley State (11/25/20)  
Most Points in a Half: 88 (2nd) vs. U.S. International (12/09/89)

• **FIELD GOALS MADE** •

**Made 40 Field Goals: 40 (40-71) at Georgia (02/02/22)**  
Made 50 Field Goals: 57 (57-99) vs. Troy (12/10/96)  
**RECORD: 68 (68-101) vs. U.S. International (12/09/89)**

• **FIELD GOALS ATTEMPTED** •

Attempted 80 Field Goals: 86 (48-86) vs Miss Valley State (11/25/20)  
Attempted 90 Field Goals: 99 (57-99) vs. Troy (12/10/96)  
Attempted 100 Field Goals: 101 (68-101) vs. US International (12/09/89)  
**RECORD: 101 (68-101) vs. U.S. International (12/09/89)**

• **FIELD GOAL PERCENTAGE** •

Shot 60% FG: 60.9 (42-69) vs. FIU (12/01/18)  
Shot 70% or Better FG: 72.7 (32-44) vs. Alabama State (12/21/83)  
**RECORD: 79.4 (27-34) vs. Texas Tech (1979)**

• **3-POINTERS MADE** •

**Made 15 3-pointers: 15 (15-28) at Georgia (02/02/22)**  
Made 20 3-pointers: 20 (20-40) vs Miss Valley State (11/25/20)  
**RECORD: 21 (21-37) vs. Troy (12/10/96)**

• **3-POINTERS ATTEMPTED** •

Attempted 30 3-pointers: 33 (15-33) at South Carolina (02/03/21)  
Attempted 40 3-pointers: 40 (20-40) vs Miss Valley State (11/25/20)  
**RECORD: 54 (19-54) vs. North Texas (12/30/98)**

• **3-POINT PERCENTAGE** •

**Shot 50% 3PT FG (min. 15 att): 53.6 (15-28) at Georgia (02/02/22)**  
Shot 60% or Better 3PT FG (min. 15 att): 61.1 (11-18) at Vanderbilt (03/06/19)  
**RECORD (min. 15 att): 66.7 (16-24) vs. Mississippi State (01/09/16)**

• **FREE THROWS MADE** •

**Made 20 Free Throws: 26 (26-32) vs Auburn (02/08/22)**  
Made 30 Free Throws: 36 (36-54) vs LSU (03/04/20)  
Made 40 Free Throws: 41 (41-49) at Kentucky (01/25/92)  
**RECORD: 48 (48-53) vs. Ole Miss (01/17/04)**

• **FREE THROW ATTEMPTS** •

Attempted 40 Free Throws: 43 (27-43) vs Alabama (02/24/21)  
Attempted 50 Free Throws: 54 (36-54) vs LSU (03/04/20)  
Attempted 60 Free Throws: 65 vs. TCU (1955)  
**RECORD: 65 vs. TCU (1955)**

• **FREE THROW PERCENTAGE** •

**Shot 80% FT (min. 10 att): 81.3 (26-32) vs Auburn (02/08/22)**  
**Shot 90% or Better FT (min. 10 att): 94.4 (17-18) vs. Oklahoma (12/11/21)**  
**RECORD (min 10 att): 100 3x - Best 16-16 at Kentucky (02/27/14)**

• **REBOUNDS** •

**Grabbed 40 Rebounds: 44 vs Auburn (02/08/22)**  
Grabbed 50 Rebounds: 54 vs Lipscomb (12/05/20)  
Grabbed 55-Plus Rebounds: 58 vs Oral Roberts (12/20/20)  
**RECORD: 77 vs. Jackson State (01/22/02)**

• **ASSISTS** •

Had 25 Assists: 26 vs Central Arkansas (12/12/20)  
Had 30 Assists: 32 vs. Jackson State (11/22/96)  
Had 40 Assists: 40 vs. Troy (12/10/96)  
**RECORD: 47 vs. U.S. International (12/09/89)**

• **STEALS** •

**Had 15 Steals: 16 vs Central Arkansas (12/01/21)**  
Had 20 Steals: 24 vs. Maryland-Eastern Shore (01/02/01)  
Had 25 Steals: 26 vs. Louisiana-Monroe (11/25/00)  
**RECORD: 26 vs. Louisiana-Monroe (11/25/00)**

• **BLOCKED SHOTS** •

**Had 10 Blocks: 10 vs Elon (12/21/21)**  
Had 13 Blocks: 14 vs. Georgia (01/29/19)  
Had 15 Blocks: 15 vs. South Alabama (12/30/91)  
**RECORD: 18 vs. Missouri (12/05/95)**

• **MOST TURNOVERS** •

Had 25 Turnovers: 25 at South Carolina (02/21/09)  
Had 30 Turnovers: 32 vs. Providence (11/16/07)  
**RECORD: 32 vs. Providence (11/16/07)**

• **FOULS** •

Committed 25 Fouls: 28 vs Missouri (01/02/21)  
Committed 30 Fouls: 32 at Missouri (02/08/20)  
**RECORD: 38 vs. Missouri (12/04/61)**

**LAST TIME ARKANSAS LOWS...**

• **SCORING** •

Held to 40-45 Points: 43 at Florida (01/22/11)  
Held to 46-49 Points: 46 at Mississippi State (02/09/16)  
Held to 50-55 Points: 50 vs. Florida (03/14/19)  
**Held to 56-59 Points: 58 vs Tennessee (02/19/22)**  
Held to 19 Points or Less in a Half: 19 (1st half) at Alabama (01/16/21)

• **FIELD GOALS** •

**Held to Below 20 Field Goals Made: 18 (18-59) vs Tennessee (02/19/22)**

• **FIELD GOAL PERCENTAGE** •

Held to 20-29% FG: 26.8 (19-71) vs Missouri (01/02/21)  
**Held to 30-35% FG: .305 (18-59) vs Tennessee (02/19/22)**

• **3-POINTERS** •

**Did not Make a 3-pointer: 0 (0-1) vs South Carolina (01/18/22)**  
Held to 1-2 3-PT FG Made: 1 (1-9) vs Oral Roberts (03/27/21)  
Attempted Single-Digit 3-pointers: 9 (6-9) vs TCU (01/25/20)

• **3-POINT PERCENTAGE** •

**Shot 10% or Worse 3PT FG: 0.0 (0-11) vs South Carolina (01/18/22)**  
**Shot 11-19% 3PT FG: 17.6 (3-17) vs Penn (11/28/21)**

• **FREE THROWS** •

**Made Single Digit Free Throws: 4 (4-7) at Georgia (02/02/22)**  
**Attempted Single Digit Free Throws: 7 (4-7) at Georgia (02/02/22)**

• **FREE THROW PERCENTAGE** •

Shot 40-49% FT: 47.1 (8-17) vs Southern (12/09/20)  
Shot Below 40% FT: 26.7 (4-15) at Texas A&M (01/09/13)

• **REBOUNDING** •

Had 19 or Fewer Rebounds: 19 at Missouri (03/05/13)  
Had 20-25 Rebounds: 25 at Texas A&M (03/07/20)

• **ASSISTS** •

Held to 6 Assists or less: 6 at Tennessee (02/11/20)

• **STEALS** •

Had 0 Steals: vs Texas Tech (03/21/21) **(only time on record)**  
Had 1 Steal: 1 vs Florida (03/09/18)  
Had 2-3 Steals: 2 at Tennessee (01/06/21)

• **BLOCKED SHOTS** •

Had No Blocked Shots: 0 vs Missouri (1/23/19)

• **FEWEST TURNOVERS** •

Had 1-4 Turnovers: 4 vs Georgia (01/29/19)  
**Had 5-9 Turnovers: 6 vs Mississippi State (02/05/22)**

• **FOULS** •

**Had Single Digit Fouls: 6 vs Mercer (11/09/21)**

**ARKANSAS MISCELLANEOUS...**

Played in an OT game:	02/08/22 vs Auburn	W, 80-76 (OT)
Played in a 2OT game:	01/23/18 at Georgia	W, 80-77 (2 OT)
Played in a 3OT game:	02/09/80 vs Houston	L, 90-84 (3 OT)

LAST TIME AN OPPONENT HIGHS...

• SCORING •
Scored 100 Points: 106 at Tennessee (01/15/19) Scored 110 Points: 117 at Ole Miss (12/10/73) Scored 50 Points in 1st Half: 55 at Tennessee (01/15/19) Scored 50 Points in 2nd Half: 56 vs LSU (03/04/20) Scored 60 or More Points in a Half: 60 (1st half) vs. Alabama (0228/96)
• FIELD GOALS MADE •
Made 30 Field Goals: 30 (30-80) vs Auburn (02/08/22) Made 40 Field Goals: 40 (40-68) by Texas (01/05/10) Made 45 Field Goals: 45 (45-80) vs. Pittsburgh (12/29/86)
• FIELD GOALS ATTEMPTED •
Attempted 70 Field Goals: 72 (27-72) at South Carolina (03/027/20) Attempted 80 Field Goals: 80 (30-80) by Auburn (02/08/22)
• FIELD GOAL PERCENTAGE •
Shot 60% FG: 61.1 (15-23) vs. Auburn (02/17/16) Shot 65% FG: 67.7 (4-65) vs. North Carolina (03/23/08) Shot 69% FG: 69.8 (37-53) at Auburn (01/14/95)
• 3-POINTERS MADE •
Made 15 3-pointers: 15 (15-36) at Alabama (01/16/21) Made 17 3-pointers: 17 (17-37) vs UNI (11/17/21) - TIES RECORD BY OPP (3x)
• 3-POINTERS ATTEMPTED •
Attempted 30 3-pointers: 32 (8-32) vs Auburn (02/08/22) Attempted 35 3-pointers: 37 (17-7) vs UNI (11/17/21)
• 3-POINT PERCENTAGE •
Shot 50% 3PT FG (min 15 att): 59.18 (13-22) vs Oklahoma (12/11/21) Shot 60% or Better 3PT FG (min 15 att): 62.7 (10-15) at South Carolina (02/09/19)
• FREE THROWS •
Made 20 Free Throws: 20 (20-26) at Tennessee (01/06/21) Made 30 Free Throws: 34 (34-44) at Missouri (02/08/19) Made 40 Free Throws: 40 (40-50) vs. UMass (11/25/94)
• FREE THROW ATTEMPTS •
Attempted 35 Free Throws: 39 (26-39) vs Missouri (01/02/21) Attempted 40 Free Throws: 44 (34-44) at Missouri (02/08/18) Attempted 50 Free Throws: 50 (39-50) vs. South Carolina (03/11/04)
• FREE THROW PERCENTAGE •
Shot 80% FT (min. 10 att): .886 (19-22) vs Oklahoma (02/18/20) Shot 90% or Better FT (min. 10 att): .950 (19-20) vs Texas A&M (01/22/22) Shot 100% (min. 10 att): 1.000 (14-14) vs Florida (02/16/21)
• REBOUNDING •
Grabbed 45 Rebounds: 48 at LSU (01/13/21) Grabbed 50 Rebounds: 51 vs Missouri (01/02/21) Grabbed 55-Plus Rebounds: 60 vs Auburn (02/08/22) • Grabbed 20 Offensive Rebounds: 24 vs Auburn (02/08/22)
• ASSISTS •
Had 25 Assists: 25 vs. Louisville (11/17/09) Had 30 Assists: 30 at UAB (01/27/90)
• STEALS •
Had 15 Steals: 15 at LSU (02/24/10) Had 18 Steals: 18 vs. Alcorn State (12/02/95)
• BLOCKED SHOTS •
Had 10 Blocks: 10 at Tennessee (01/22/14) Had 13 Blocks: 13 at Mississippi State (01/14/10)
• MOST TURNOVERS •
Had 20 Turnovers: 22 vs Colgate (03/19/21) Had 25 Turnovers: 25 vs Central Arkansas (12/01/21) Had 30 Turnovers: 30 vs. Louisiana-Monroe (12/31/04)
• FOULS •
Committed 30-plus Fouls: 32 vs Alabama (02/24/21) RECORD: 36 vs. Centenary (12/04/82)

LAST TIME AN OPPONENT LOWS

• SCORING •
Held to 30-39 Points: 33 vs. Vanderbilt (01/12/13) Held to 40-45 Points: 43 vs Missouri (01/12/22) Held to 46-49 Points: 48 vs Tennessee (02/19/22) Held to 50-55 Points: 50 vs Lipscomb (12/05/20) Held to 56-59 Points: 59 vs South Carolina (01/18/22) Held to 15 Points or Less in 1st Half: 15 vs Missouri (01/12/22) Held to 18 Points or Less in 2nd Half: 18 vs Savannah State (12/12/13)
• FIELD GOAL PERCENTAGE •
Held to 21% or Worse FG: .2097 (13-62) vs. Jackson State (11/22/02) Held to 20-29% FG: .292 (14-48) vs Missouri (01/12/22) Held to 30-35% FG: .339 (20-59) vs South Carolina (01/18/22)
• 3-POINTERS •
Did not Make a 3-pointer: 0 (0-10) by Mississippi State (02/07/15) Held to 1 3-PT FG Made: 1 (1-13) vs Southern (12/09/20) Held to 2-3 3-PT FG Made: 2 (2-16) vs Missouri (01/12/22) Held to 4-5 3-PT FG Made: 4 (4-24) vs Tennessee (02/19/22)
• 3-POINT PERCENTAGE •
Shot 10% or Worse 3PT FG: 6.3 (1-16) vs Ole Miss (01/27/21) Shot 11-16% 3PT FG: 16.7 (4-24) vs Tennessee (02/19/22) Shot 17-19% 3PT FG: 19.0 (4-21) vs Florida (02/16/21)
• FREE THROWS •
Made 1-5 Free Throws: 3 (3-8) vs Alabama (02/24/21) Made 6-9 Free Throws: 8 (8-17) vs Auburn (02/08/22)
• FREE THROW ATTEMPTS •
Attempted Single Digit Free Throws: 8 (3-8) vs Alabama (02/24/21)
• FREE THROW PERCENTAGE •
Shot Below 40% FT: 38.1 (8-21) vs. Texas State (12/22/18) Shot 40-49% FT: 47.1 (8-17) vs Auburn (02/08/22)
• REBOUNDING •
Had 19 or Fewer Rebounds: 19 vs. Missouri-Kansas City (12/02/06) Had 20-25 Rebounds: 21 vs Charlotte (12/07/21)
• ASSISTS •
Held 5 Assists or Fewer: 5 vs Southern (12/09/20)
• STEALS •
Had No Steals: 0 vs Vanderbilt (01/15/20) Had 1 Steal: 1 vs Cincinnati (11/23/21) Had 2-4 Steals: 2 vs Mississippi State (02/05/22)
• BLOCKED SHOTS •
Had No Blocked Shots: 0 (3x in 2020-21) vs Lipscomb / Southern U. / Georgia
• FEWEST TURNOVERS •
Had 0-5 Turnovers: 5 at Tennessee (01/06/21) Had 6-9 Turnovers: 9 vs West Virginia (01/29/22)
• FOULS •
Had Single Digit Fouls: 8 at Michigan (12/08/12) Committed 10-14 Fouls: 14 vs UNI (11/17/21)

<b>GAME 1</b>			<b>64</b>	Mercer	36	25	64	<b>74</b>	
	#15/16			ARKANSAS	28	46	74		
				Nov. 9, 2021 • Fayetteville, Ark. • Bud Walton Arena					

#### Mercer 61 • 0-1

#	Player	Total		3-Ptr		Rebounds			PF	TP	A	TO	Blk	Stl	Min
		FG-FGA	FT-FTA	FG-FGA	FT-FTA	Off	Def	Tot							
22	Felipe Haase	f 4-7	2-4	0-0	1 2 3	4	10	3	2	0	1	38			
23	James Glisson III	f 4-5	4-5	0-0	1 3 4	1	12	2	3	2	2	31			
02	Neftali Alvarez	g 4-13	0-6	0-3	0 3 3	4	8	6	3	0	1	32			
20	Jalen Johnson	g 3-8	3-6	0-0	0 2 2	2	9	3	4	0	2	24			
25	Shawn Walker Jr.	g 3-9	2-6	2-3	0 4 4	2	10	2	3	0	0	36			
01	Kamar Robertson	g 5-7	2-4	0-0	0 1 1	3	12	0	1	0	0	24			
03	Shannon Grant	g 0-1	0-0	0-0	0 0 0	0	0	0	1	0	0	3			
11	Jovan Tucker	g 0-1	0-0	0-0	1 1 2	0	0	1	0	0	1	12			
Team					1 2 3										
Totals		23-51	13-31	2-6	4 18 22	16	61	17	18	2	7	200			
FG % 1st Half: 13-27		48.1%	2nd half: 10-24	41.7%	Game: 23-51	45.1%	Deadball								
3FG % 1st Half: 8-17		47.1%	2nd half: 5-14	35.7%	Game: 13-31	41.9%	Rebounds								
FT % 1st Half: 2-5		40.0%	2nd half: 0-1	0.0%	Game: 2-6	33.3%	2.1								

#### Arkansas 74 • 1-0

#	Player	Total		3-Ptr		Rebounds			PF	TP	A	TO	Blk	Stl	Min
		FG-FGA	FT-FTA	FG-FGA	FT-FTA	Off	Def	Tot							
00	Stanley Umude	g 3-7	0-1	0-0	1 2 3	0	6	1	1	0	0	17			
01	JD Notae	g 11-26	5-14	3-4	0 2 2	1	30	2	2	0	7	39			
02	Khalen Robinson	g 0-2	0-2	0-0	0 2 2	1	0	0	0	0	0	9			
04	Davonte Davis	g 0-0	0-0	0-0	0 4 4	1	0	1	5	0	3	34			
05	Au'Diese Toney	g 7-9	0-1	4-6	5 6 11	0	18	2	1	0	1	37			
03	Trey Wade	g 0-0	0-0	0-0	0 0 0	0	0	0	0	0	0	7			
10	Jaylin Williams	g 1-4	0-2	2-4	3 5 8	2	4	5	4	2	1	30			
11	Chris Lykes	g 4-7	1-1	7-8	0 2 2	1	16	1	1	0	0	26			
20	Kamani Johnson	g 0-0	0-0	0-0	1 0 1	0	0	1	1	0	0	1			
Team					1 1 2										
Totals		26-55	6-21	16-22	11 24 35	6	74	13	15	2	12	200			
FG % 1st Half: 10-26		38.5%	2nd half: 16-29	55.2%	Game: 26-55	47.3%	Deadball								
3FG % 1st Half: 3-12		25.0%	2nd half: 3-9	33.3%	Game: 6-21	28.6%	Rebounds								
FT % 1st Half: 5-9		55.6%	2nd half: 11-13	84.6%	Game: 16-22	72.7%	5.2								

Officials: Michael Swoboda, Todd Austin, Mike Nance

Technical fouls: Mercer-None. Arkansas-None.

Attendance: 19200

Score by periods	1st	2nd	Total
Mercer	36	25	61
Arkansas	28	46	74

Last FG - MERCER 2nd-00:11, ARK 2nd-01:43.

Largest lead - MERCER by 10 1st-02:57, ARK by 15 2nd-00:19.

MERCER led for 13:26, ARK led for 24:21. Game was tied for 02:13.

Score tied - 4 times.

Lead changed - 10 times.

<b>GAME 3</b>			<b>80</b>	Northern Iowa	38	42	80	<b>93</b>	
	<b>#15/16 ARKANSAS</b>			40	53	93			
	Nov. 17, 2021 • Fayetteville, Ark. • Bud Walton Arena								

#### Northern Iowa 80 • 1-3

#	Player	Total		3-Ptr		Rebounds			PF	TP	A	TO	Blk	Stl	Min
		FG-FGA	FT-FTA	FG-FGA	FT-FTA	Off	Def	Tot							
50	Austin Phye	f 0-3	0-1	0-0	0 3 3	0	0	2	2	1	0	18			
00	Nate Heise	g 5-8	2-4	4-6	0 6 6	1	16	3	0	1	1	33			
03	Tywhon Pickford	g 2-4	1-1	0-2	2 3 5	3	5	4	2	0	0	22			
04	AJ Green	g 6-21	4-13	0-0	0 4 4	1	16	1	2	0	0	37			
11	Trae Berhow	g 7-13	7-11	2-2	0 6 6	5	23	1	0	0	2	40			
01	Cole Henry	g 2-4	0-0	0-0	2 3 5	0	4	2	0	0	0	12			
13	Bowen Born	g 2-4	1-3	1-1	0 1 1	3	6	1	2	0	0	18			
22	Antwan Kimmons	g 1-4	0-0	0-0	0 0 0	1	2	0	1	0	0	10			
23	Derek Krogmann	g 0-0	0-0	0-0	0 0 0	0	0	0	0	0	0	0+			
32	Tytan Anderson	g 0-0	0-0	0-0	0 0 0	0	0	0	0	0	0	0+			
33	Drew Daniel	g 0-0	0-0	0-0	0 0 0	0	0	0	0	0	0	0+			
34	James Betz	g 0-1	0-1	0-0	0 0 0	0	0	0	0	0	0	0+			
35	Noah Carter	g 2-5	2-3	2-2	2 1 3	0	8	1	1	0	0	10			
Team					3 2 5										
Totals		27-67	17-37	9-13	9 29 38	14	80	17	12	2	3	200			
FG % 1st Half: 13-32		40.6%	2nd half: 14-35	40.0%	Game: 27-67	40.3%	Deadball								
3FG % 1st Half: 9-17		52.9%	2nd half: 8-20	40.0%	Game: 17-37	45.9%	Rebounds								
FT % 1st Half: 3-6		50.0%	2nd half: 6-7	85.7%	Game: 9-13	69.2%	2								

#### Arkansas 93 • 3-0

#	Player	Total		3-Ptr		Rebounds			PF	TP	A	TO	Blk	Stl	Min
		FG-FGA	FT-FTA	FG-FGA	FT-FTA	Off	Def	Tot							
10	Jaylin Williams	f 5-8	1-1	0-2	3 3 6	2	11	7	0	3	1	23			
23	Connor Vanover	f 1-4	0-2	0-0	0 1 1	0	2	0	0	1	0	5			
01	JD Notae	g 7-14	1-7	2-2	1 7 8	1	17	9	1	0	2	39			
04	Davonte Davis	g 4-8	2-4	0-0	1 3 4	3	10	1	0	0	1	23			
05	Au'Diese Toney	g 4-6	1-1	4-4	0 6 6	2	13	0	0	1	1	38			
00	Stanley Umude	g 4-10	1-2	1-2	1 8 9	2	10	1	1	1	1	29			
03	Trey Wade	g 2-3	0-0	0-0	0 0 0	4	4	1	1	0	0	12			
11	Chris Lykes	g 8-16	4-7	6-7	0 1 1	0	26	2	2	0	1	31			
Team					1 3 4										
Totals		35-69	10-24	13-17	7 32 39	14	93	21	5	6	7	200			
FG % 1st Half: 17-38		44.7%	2nd half: 18-31	58.1%	Game: 35-69	50.7%	Deadball								
3FG % 1st Half: 6-16		37.5%	2nd half: 4-8	50.0%	Game: 10-24	41.7%	Rebounds								
FT % 1st Half: 0-3		0.0%	2nd half: 13-14	92.9%	Game: 13-17	76.5%	2.1								

Officials: Wil Howard, Rob Rorke, Terry Wymer

Technical fouls: Northern Iowa-None. Arkansas-None.

Attendance: 19200

Score by periods	1st	2nd	Total
Northern Iowa	38	42	80
Arkansas	40	53	93

Last FG - UNI 2nd-03:13, ARK 2nd-01:27.

Largest lead - UNI by 6 1st-05:49, ARK by 13 2nd-00:18.

UNI led for 11:06, ARK led for 23:08. Game was tied for 05:43.

Score tied - 10 times.

Lead changed - 18 times.

<b>GAME 2</b>			<b>69</b>	Gardner-Webb	26	43	69	<b>86</b>	
	#15/16			ARKANSAS	42	44	86		
				Nov. 13, 2021 • Fayetteville, Ark. • Bud Walton Arena					

#### Gardner-Webb 69 • 0-2

#	Player		Total		3-Ptr		Rebounds			PF	TP	A	TO	Blk	Stl	Min
			FG-FGA	FT-FTA	FG-FGA	FT-FTA	Off	Def	Total							
14	Kareem Reid	F	7-10	0-0	2-3	0	5	5	2	16	1	2	1	0	24	
00	Lance Terry	E	6-11	4-9	0-0	0	1	1	2	16	2	0	0	0	27	
02	Jordan Sears	E	2-7	1-6	1-2	1	4	5	4	6	3	3	0	0	32	
04	D'Maurian Williams	E	2-9	2-5	0-0	0	3	3	1	6	1	5	0	0	33	
15	Zion Williams	E	0-3	0-1	0-0	1	2	3	3	0	2	2	0	1	18	
01	Julien Soumaoro		5-7	5-7	5-5	0	2	2	1	20	3	2	0	1	23	
11	Leon Williams		0-0	0-0	0-0	0	0	0	1	0	0	0	0	0	1	
23	Ademide Badmus		1-1	0-0	0-0	1	1	2	1	2	2	0	0	1	16	
23	Anthony Selden		1-5	1-3	0-1	0	4	4	3	3	3	1	1	1	26	
Team						2	2	4								
Totals			24-53	13-31	8-11	5	24	29	18	69	17	15	2	4	200	
FG % 1st Half: 10-28			35.7%	2nd half: 14-25	56.0%	Game: 24-53		45.3%	Deadball Rebounds 0.1							
3FG % 1st Half: 3-13			23.1%	2nd half: 10-18	55.6%	Game: 13-31		41.9%								
FT % 1st Half: 3-4			75.0%	2nd half: 5-7	71.4%	Game: 8-11		72.7%								



<b>GAME 5</b>			<b>67</b> Cincinnati	<b>30</b> 37		<b>67</b> 73	
			#12/13 ARKANSAS	26 47		73	
Nov. 23, 2021 • Kansas City, Mo. • T-Mobile Center							

#### Cincinnati 67 • 5-1

#	Player	Total		3-Ptr		Rebounds			PF	TP	A TO Blk			Stl	Min
		FG-FGA	FG-FGA	FT-FTA	FT-FTA	Off	Def	Tot							
00	Abdul Ado	f	1-3	0-0	2-2	1	3	4	2	4	0	0	2	0	13
05	David DeJulius	g	8-16	2-8	6-6	0	0	0	2	24	1	3	0	1	31
15	John Newman III	g	2-7	2-4	1-3	0	5	5	3	7	1	0	0	0	30
23	Mika Adams-Woods	g	2-8	1-4	0-0	0	3	3	3	5	1	0	0	0	17
24	Jeremiah Davenport	g	0-4	0-2	0-0	0	1	1	3	0	0	2	0	0	22
03	Mike Saunders Jr.	g	3-7	1-2	2-2	0	1	1	3	9	5	4	0	0	28
25	Hayden Koval	g	2-5	2-4	0-0	0	2	2	3	6	0	0	1	0	13
30	Viktor Lakhin	g	2-3	0-0	0-0	0	4	4	4	4	0	5	2	0	15
32	Jarrett Hensley	g	1-1	0-0	0-0	1	1	2	0	2	0	0	0	0	4
33	Ody Oguama	g	2-4	0-0	0-0	4	6	10	4	4	0	0	0	0	17
45	Mason Madsen	g	1-1	0-0	0-0	0	0	0	1	2	0	0	0	0	10
	Team					0	0	0							
Totals			24-59	8-24	11-13	6	26	32	28	67	8	14	5	1	200
FG % 1st Half:		11-32	34.4%	2nd half:	13-27	48.1%	Game:	24-59	40.7%					Deadball Rebounds	
3FG % 1st Half:		4-14	28.6%	2nd half:	4-10	40.0%	Game:	8-24	33.3%					2.1	
FT % 1st Half:		4-4	100.0%	2nd half:	7-9	77.8%	Game:	11-13	84.6%						

#### Arkansas 73 • 5-0

#	Player	Total		3-Ptr		Rebounds			PF	TP	A TO Blk			Stl	Min
		FG-FGA	FG-FGA	FT-FTA	FT-FTA	Off	Def	Tot							
10	Jaylin Williams	f	1-3	0-2	3-6	3	8	11	3	5	4	3	0	2	35
23	Connor Vanover	f	4-8	0-1	0-0	1	5	6	1	8	0	0	1	0	17
01	JD Notae	g	4-17	2-7	3-4	1	3	4	2	13	1	2	1	2	39
04	Davonte Davis	g	3-12	0-2	2-2	2	3	5	3	8	3	3	0	0	25
05	Au'Diese Toney	g	6-9	0-0	7-8	6	3	9	2	19	1	1	0	1	37
00	Stanley Umude	g	2-5	0-1	0-0	0	1	1	0	4	0	1	0	1	8
03	Trey Wade	g	0-0	0-0	1-2	1	2	3	0	1	0	0	0	0	4
11	Chris Lykes	g	3-12	1-4	8-10	1	0	1	3	15	3	0	0	0	31
20	Kamani Johnson	g	0-0	0-0	0-0	2	0	2	1	0	0	1	1	0	4
	Team					1	3	4							
Totals			23-66	3-17	24-32	18	28	46	15	73	12	11	3	6	200
FG % 1st Half:		10-34	29.4%	2nd half:	13-32	40.6%	Game:	23-66	34.8%					Deadball Rebounds	
3FG % 1st Half:		0-10	0.0%	2nd half:	3-7	42.9%	Game:	3-17	17.6%					6.1	
FT % 1st Half:		6-9	66.7%	2nd half:	18-23	78.3%	Game:	24-32	75.0%						

Officials: Sceltz, Pollard, Simons

Technical fouls: Cincinnati-None. Arkansas-None.

Attendance: 7255

Score by periods	1st	2nd	Total
Cincinnati	30	37	67
Arkansas	26	47	73

Points	In Paint	Off T/O	2nd Chance	Fast Break	Bench
UC	28	13	4	6	27
ARK	28	16	14	8	20

Last FG - UC 2nd-03:08, ARK 2nd-02:51.

Largest lead - UC by 4 1st-01:20, ARK by 6 1st-14:43.

UC led for 16:41. ARK led for 18:28. Game was tied for 04:51.

Score tied - 11 times.

Lead changed - 14 times.

<b>GAME 7</b>			<b>60</b> Central Arkansas	<b>35</b> 25		<b>60</b> 97	
			#9/10 ARKANSAS	41 56		97	
Dec. 1, 2021 • Fayetteville, Ark. • Bud Walton Arena							

#### Central Arkansas 60 • 1-7

#	Player	Total		3-Ptr		Rebounds			PF	TP	A TO Blk			Stl	Min
		FG-FGA	FG-FGA	FT-FTA	FT-FTA	Off	Def	Tot							
04	Darius Hall	f	5-9	2-2	0-1	0	3	3	1	12	3	4	0	0	28
14	Jared Chatham	f	1-2	0-0	0-0	0	4	4	3	2	2	2	0	0	20
14	Collin Cooper	f	5-9	3-5	0-0	0	3	3	5	13	2	6	0	1	25
23	Camren Hunter	g	4-12	2-4	2-5	1	4	5	2	12	2	7	0	4	29
34	Jaxson Baker	g	1-6	1-4	1-2	0	0	0	1	4	0	0	0	0	23
00	SK Shittu	g	1-2	0-1	0-0	0	2	2	1	2	0	0	0	1	10
01	ibbe Klintman	g	1-2	0-1	2-3	0	2	2	0	4	0	2	0	0	8
11	Vincent Reeves	g	3-4	0-1	0-0	1	1	2	2	6	0	1	0	0	11
13	Eddy Kayouloud	g	1-7	1-2	1-2	0	5	5	1	4	4	2	0	0	28
20	Brendan Simmons	g	0-0	0-0	0-0	0	0	0	0	0	0	0	0	0	2
21	Jonas Munson	g	0-0	0-0	0-0	0	0	0	0	0	0	0	0	0	2
25	Elias Cato	g	0-2	0-1	1-2	0	1	1	3	1	0	0	1	0	14
	Team					3	1	4			1				
Totals			22-55	9-21	7-15	5	26	31	19	60	13	25	1	6	200
FG % 1st Half:		13-28	46.4%	2nd half:	9-27	33.3%	Game:	22-55	40.0%					Deadball Rebounds	
3FG % 1st Half:		7-10	70.0%	2nd half:	2-11	18.2%	Game:	9-21	42.9%					2	
FT % 1st Half:		2-4	50.0%	2nd half:	5-11	45.5%	Game:	7-15	46.7%						

#### Arkansas 97 • 7-0

#	Player	Total		3-Ptr		Rebounds			PF	TP	A TO Blk			Stl	Min
		FG-FGA	FG-FGA	FT-FTA	FT-FTA	Off	Def	Tot							
10	Jaylin Williams	f	4-6	0-1	0-0	2	11	13	3	8	2	1	2	2	28
23	Connor Vanover	f	1-1	0-0	0-2	1	2	3	0	2	1	1	0	1	9
01	JD Notae	g	4-10	1-4	1-2	0	4	4	2	10	6	3	0	3	26
04	Davonte Davis	g	6-9	0-0	4-7	1	5	6	3	16	3	2	0	2	26
05	Au'Diese Toney	g	7-8	0-0	2-3	0	2	2	1	16	3	0	1	1	20
00	Stanley Umude	g	7-15	1-3	2-6	5	3	8	2	17	1	3	2	2	24
02	Khalen Robinson	g	2-6	1-3	1-2	1	1	2	2	6	1	3	0	1	9
03	Trey Wade	g	2-3	0-0	0-0	1	3	4	0	4	0	1	0	1	8
11	Chris Lykes	g	3-7	0-4	3-4	0	0	0	1	9	5	0	0	2	21
13	Chance Moore	g	0-1	0-0	0-0	0	0	0	0	0	0	0	0	0	2
14	Jaxson Robinson	g	3-6	1-3	0-0	1	0	1	1	7	0	0	0	0	16
20	Kamani Johnson	g	1-1	0-0	0-0	0	2	2	2	2	0	0	0	1	9
45	Lawson Blake	g	0-0	0-0	0-0	0	0	0	0	0	0	0	0	0	2
	Team					1	1	2							
Totals			40-73	4-18	13-26	13	34	47	17	97	22	12	5	16	200
FG % 1st Half:		15-29	51.7%	2nd half:	25-44	56.8%	Game:	40-73	54.8%					Deadball Rebounds	
3FG % 1st Half:		3-8	37.5%	2nd half:	1-10	10.0%	Game:	4-18	22.2%					7	
FT % 1st Half:		8-20	40.0%	2nd half:	5-6	83.3%	Game:	13-26	50.0%						

Officials: Nathan Bemis,Vladimir Voyard-Tadal,Anthony Jordan

Technical fouls: Central Arkansas-None. Arkansas-None.

Attendance: 19200

Score by periods	1st	2nd	Total
Central Arkansas	35	25	60
Arkansas	41	56	97

Points	In Paint	Off T/O	2nd Chance	Fast Break	Bench
UCA	16	13	2	22	17
ARK	60	29	9	32	45

Last FG - UCA 2nd-00:57, ARK 2nd-00:02.

Largest lead - UCA by 2 1st-08:19, ARK by 37 2nd-00:49.

UCA led for 00:42. ARK led for 37:27. Game was tied for 01:51.

Score tied - 3 times.

Lead changed - 4 times.

<b>GAME 6</b>			<b>60</b> Penn	<b>26</b> 34		<b>60</b> 76	
			#12/13 ARKANSAS	37 39		76	
Nov. 28, 2021 • Bud Walton Arena • Fayetteville, Ark.							

#### Penn 60 • 3-6

#	Player		Total		3-Ptr		Rebounds			PF	TP	A	TO	Blk	Stl	Min
			FG-FGA	FG-FGA	FT-FTA	Off	Def	Tot								
13	Nick Spinoso	f	0-0	0-0	0-0	0	0	0	0	0	1	0	0	1	3	
14	Max Martz		2-10	0-5	0-0	1	12	13	3	4	1	1	0	0	36	
00	Clark Slajchert	g	9-15	3-8	4-5	0	0	0	3	25	0	3	0	2	33	
02	Jonah Charles		2-9	2-7	0-0	0	0	0	2	6	1	3	0	1	33	
05	Jelani Williams	g	1-5	1-2	0-1	0	3	3	1	3	1	2	0	0	17	
11	Michael Moshkovitz		0-5	0-1	1-2	1	3	4	3	1	5	3	1	4	32	
12	Gus Larson		0-0	0-0	0-0	0	0	0	0	0	0	0	0	0	0+	
15	Andrew Laczkowski		1-1	0-0	0-0	0	0	0	0	2	0	0	0	0	0+	
21	Bryce Washington		1-3	0-2	0-0	1	1	2	0	2	1	0	0	0	11	
22	Lucas Monroe		4-6	0-0	0-8	1	3	4	2	14	0	2	0	1	27	
40	George Smith		1-3	1-2	0-0	0	0	0	3	1	0	0	0	0	8	
	Team					2	0	2				1				
Totals			21-57	7-27	11-16	6	22	28	14	60	11	15	1	9	200	
FG % 1st Half: 11-29			37.9%	2nd half: 10-28	35.7%	Game: 21-57		36.8%		Deadball Rebounds 2.2						
3FG % 1st Half: 4-14			28.6%	2nd half: 3-13	23.1%	Game: 7-27		25.9%								
FT % 1st Half: 0-1			0.0%	2nd half: 11-15	73.3%	Game: 11-16		68.8%								

<b>GAME 9</b>			<b>66</b>	<b>Charlotte</b>	<b>31</b>	<b>35</b>	<b>66</b>	<b>86</b>	
			<b>#10/12 ARKANSAS</b>		<b>41</b>	<b>45</b>	<b>86</b>		
Dec. 7, 2021 • Bud Walton Arena • Fayetteville, Ark.									

#### Charlotte 66 • 4-4

#	Player	Total		3-Ptr		Rebounds			PF	TP	A TO		Blk	Stl	Min
		FG-FGA	FG-FGA	FT-FTA	FT-FTA	Off	Def	Tot							
20	Robert Braswell	f	3-7	1-5	0-0	0	2	2	3	7	0	0	0	1	22
15	Aly Khalifa	c	3-8	1-3	2-2	1	2	3	3	9	2	1	2	0	28
00	Clyde Trapp	e	2-2	0-0	0-0	0	4	4	1	4	4	3	0	2	31
01	Jahmir Young	e	4-14	0-5	2-2	0	4	4	0	10	5	3	0	1	35
02	Austin Butler	e	5-10	2-4	2-2	2	4	6	4	14	1	3	0	1	35
05	Marvin Cannon	e	2-3	0-1	0-0	1	0	1	2	4	0	0	0	0	7
12	Jackson Threadgill	e	2-4	0-1	0-0	0	0	0	3	4	0	0	0	0	16
24	Isaiah Folkles	e	0-1	0-1	2-2	0	1	1	0	2	0	1	0	0	5
25	Jared Garcia	e	3-5	1-2	2-3	0	0	0	0	9	2	0	0	0	11
35	Luka Vasic	e	1-2	1-2	0-0	0	0	0	1	3	1	1	1	0	10
	Team					0	0	0							
Totals			25-56	6-24	10-11	4	17	21	17	66	15	12	3	5	200
FG % 1st Half:		12-25	48.0%	2nd half:	13-31	41.9%	Game:	25-56	44.6%						
3FG % 1st Half:		2-10	20.0%	2nd half:	4-14	28.6%	Game:	6-24	25.0%						
FT % 1st Half:		5-5	100.0%	2nd half:	5-6	83.3%	Game:	10-11	90.9%						

#### Arkansas 86 • 9-0

#	Player	Total		3-Ptr		Rebounds			PF	TP	A TO		Blk	Stl	Min
		FG-FGA	FG-FGA	FT-FTA	FT-FTA	Off	Def	Tot							
10	Jaylin Williams	f	7-9	0-1	1-1	2	6	8	3	15	2	2	0	3	32
23	Connor Vanover	f	3-5	0-1	0-0	1	0	1	1	6	0	0	2	0	8
01	JD Notae	e	9-18	1-6	4-5	0	10	10	1	23	1	2	0	4	37
04	Davonte Davis	e	7-12	0-0	4-7	2	2	4	4	18	8	5	0	1	35
05	Au'Diese Toney	e	1-1	0-0	4-4	3	4	7	1	6	0	3	1	0	37
00	Stanley Umude	e	0-6	0-1	0-0	2	1	3	2	0	0	0	0	0	10
02	Khalen Robinson	e	1-1	1-1	0-0	0	0	0	0	3	0	0	0	0	1
03	Trey Wade	e	0-2	0-0	0-0	1	0	1	1	0	0	0	0	0	3
11	Chris Lykes	e	5-8	1-2	2-3	0	2	2	0	13	3	1	0	1	29
14	Jaxson Robinson	e	1-2	0-1	0-0	0	0	0	0	2	0	0	0	0	5
20	Kamani Johnson	e	0-0	0-0	0-0	0	0	0	0	0	0	0	0	0	3
	Team					4	1	5							
Totals			34-64	3-13	15-20	15	26	41	13	86	14	13	3	9	200
FG % 1st Half:		17-38	44.7%	2nd half:	17-26	65.4%	Game:	34-64	53.1%						
3FG % 1st Half:		2-7	28.6%	2nd half:	1-6	16.7%	Game:	3-13	23.1%						
FT % 1st Half:		5-8	62.5%	2nd half:	10-12	83.3%	Game:	15-20	75.0%						

Officials: Robert Felder, Olandis Poole, Joe Lindsey  
Technical fouls: Charlotte-None, Arkansas-None.  
Attendance: 19200

Score by periods	1st	2nd	Total
Charlotte	31	35	66
Arkansas	41	45	86

Last FG - CLT 2nd-00:51, ARK 2nd-00:36.

Largest lead - CLT by 3 1st-18:48, ARK by 20 2nd-00:36.

CLT led for 04:05. ARK led for 34:12. Game was tied for 01:43.

Score tied - 2 times.  
Lead changed - 5 times.

<b>GAME 11</b>		<b>89</b>	<b>Hofstra</b>	<b>40</b>	<b>49</b>	<b>89</b>	<b>81</b>	
<b>NO TV</b>			<b>#19/24 ARKANSAS</b>		<b>32</b>	<b>49</b>	<b>81</b>	
Dec. 18, 2021 • Simmons Bank Arena • N. Little Rock, Ark.								

#### Hofstra 89 • 7-5

#	Player	Total		3-Ptr		Rebounds			PF	TP	A TO		Blk	Stl	Min
		FG-FGA	FG-FGA	FT-FTA	FT-FTA	Off	Def	Tot							
35	Abayomi Iyola	f	7-11	0-0	4-6	4	10	14	3	18	1	2	0	1	29
00	Darlinstone Dubar	e	5-13	1-4	0-0	0	5	5	0	11	2	1	0	5	40
04	Aaron Estrada	e	7-12	0-2	8-8	3	7	10	1	22	8	2	0	0	34
15	Omar Silverio	e	2-9	1-5	2-3	0	5	5	2	7	2	1	0	1	33
20	Jalen Ray	e	7-13	4-8	4-4	0	1	1	2	22	2	1	0	1	31
01	Caleb Burgess	e	1-1	1-1	0-0	0	0	0	0	3	0	1	0	1	5
11	Jaquan Carlos	e	1-4	0-2	2-2	0	3	3	0	4	2	3	0	0	17
23	Kvonn Cramer	e	1-2	0-0	0-0	0	1	1	1	2	0	0	0	0	11
	Team					1	0	1							
Totals			31-65	7-22	20-23	8	32	40	9	89	17	11	0	9	200
FG % 1st Half:		14-33	42.4%	2nd half:	17-32	53.1%	Game:	31-65	47.7%						
3FG % 1st Half:		5-14	35.7%	2nd half:	2-8	25.0%	Game:	7-22	31.8%						
FT % 1st Half:		7-8	87.5%	2nd half:	13-15	86.7%	Game:	20-23	87.0%						

#### Arkansas 81 • 9-2

#	Player	Total		3-Ptr		Rebounds			PF	TP	A TO		Blk	Stl	Min
		FG-FGA	FG-FGA	FT-FTA	FT-FTA	Off	Def	Tot							
10	Jaylin Williams	f	3-5	0-0	0-1	1	7	8	1	6	3	2	2	0	26
00	Stanley Umude	e	3-9	0-4	0-0	0	5	5	0	6	3	2	2	0	29
02	Khalen Robinson	e	1-3	1-3	0-0	0	0	0	2	3	4	0	0	0	3
04	Davonte Davis	e	3-11	0-1	3-3	1	3	4	5	9	4	1	0	1	30
05	Au'Diese Toney	e	3-6	0-1	3-4	3	4	7	2	9	0	2	1	1	37
01	JD Notae	e	8-16	4-9	0-0	0	6	6	5	20	2	6	0	2	33
03	Trey Wade	e	0-0	0-0	0-0	0	1	1	0	0	0	0	0	0	10
11	Chris Lykes	e	5-11	4-9	5-5	0	0	0	5	19	0	2	0	3	25
14	Jaxson Robinson	e	3-4	3-4	0-0	0	0	0	0	9	1	0	0	0	7
	Team					1	1	2							
Totals			29-65	12-31	11-13	6	27	33	20	81	17	15	5	7	200
FG % 1st Half:		11-31	35.5%	2nd half:	18-34	52.9%	Game:	29-65	44.6%						
3FG % 1st Half:		3-14	21.4%	2nd half:	9-17	52.9%	Game:	12-31	38.7%						
FT % 1st Half:		7-9	77.8%	2nd half:	4-4	100.0%	Game:	11-13	84.6%						

Officials: Robert Felder, John Hampton, Rob Rorke  
Technical fouls: Hofstra-None, Arkansas-None.  
Attendance: 14685

Score by periods	1st	2nd	Total
Hofstra	40	49	89
Arkansas	32	49	81

Last FG - HOF 2nd-00:32, ARK 2nd-00:08.

Largest lead - HOF by 14 2nd-08:26, ARK by 3 1st-13:42.

HOF led for 35:46. ARK led for 00:43. Game was tied for 03:31.

Score tied - 4 times.  
Lead changed - 4 times.

<b>GAME 10</b>		<b>66</b>	<b>#10/12 ARKANSAS</b>	<b>33</b>	<b>33</b>	<b>66</b>	<b>88</b>	
<b>ESPN 2</b>			<b>RV/RV Oklahoma</b>		<b>39</b>	<b>49</b>	<b>88</b>	
Dec. 11, 2021 • Tulsa, Okla. • BOK Center								

#### Arkansas 66 • 9-1

#	Player		Total		3-Ptr	Rebounds			PF	TP					Min
			FG-FGA	FG-FGA	FT-FTA	Off	Def	Tot			A	TO	Blk	Stl	
10	Jaylin Williams	f	2-6	1-2	2-3	3	4	7	3	7	1	4	1	0	27
23	Connor Vanover	f	0-1	0-1	0-0	0	1	1	0	0	0	0	1	0	4
01	JD Notae	g	3-14	2-7	5-5	0	3	3	4	13	3	1	1	2	39
04	Davonte Davis	g	9-21	4-8	4-4	0	5	5	3	26	3	1	0	0	39
05	Au'Diese Toney	g	2-4	0-0	2-2	2	3	5	1	6	1	2	0	2	35
00	Stanley Umude		3-7	0-3	2-2	3	1	4	4	8	0	3	0	1	26
02	Khalen Robinson		0-0	0-0	0-0	0	0	0	0	0	0	0	0	0	0+
03	Trey Wade		0-0	0-0	0-0	0	0	0	0	0	0	0	0	0	0+
11	Chris Lykes		2-8	0-3	2-2	0	1	1	3	6	2	1	0	1	30
	Team					1	2	3							
Totals			21-61	7-24	17-18	9	20	29	18	66	10	14	3	6	200
FG % 1st Half: 12-28			42.9%	2nd half: 9-33	27.3%	Game: 21-61			34.4%						Deadball Rebounds 1
3FG % 1st Half: 4-11			36.4%	2nd half: 3-13	23.1%	Game: 7-24			29.2%						
FT % 1st Half: 5-5			100.0%	2nd half: 12-13	92.3%	Game: 17-18			94.4%						

<b>GAME 13</b>		<b>68</b> <b>--RV ARKANSAS</b>	<b>31</b> <b>37</b> <b>68</b> <b>81</b>	
		<b>Mississippi State</b>	<b>33</b> <b>48</b> <b>81</b>	
<b>Dec. 29, 2021 • Starkville, Miss. • Humphrey Coliseum</b>				

#### Arkansas 68 • 10-3,0-1 SEC

#	Player	Total		3-Ptr		Rebounds			PF	TP	A	TO	Blk	Stl	Min
		FG-FGA	FG-FGA	FT-FTA	FT-FTA	Off	Def	Tot							
03	Trey Wade	f	1-2	1-1	0-0	0	0	0	2	3	1	1	0	0	22
10	Jaylin Williams	f	4-10	0-3	1-2	2	5	7	2	9	6	2	3	0	36
04	Davonte Davis	f	7-12	1-4	0-1	0	5	5	4	15	4	2	0	2	26
11	Chris Lykes	f	3-9	1-4	3-3	0	0	0	2	10	2	4	0	1	24
14	Jaxson Robinson	f	2-7	2-7	0-0	1	6	7	3	6	1	2	0	0	31
00	Stanley Umude	f	7-12	2-4	3-4	1	2	3	3	19	0	1	1	2	26
02	Khalen Robinson	f	0-3	0-3	0-0	1	0	1	2	0	1	1	0	0	11
05	Au'Diese Toney	f	1-3	1-1	3-4	1	0	1	2	6	0	2	0	0	18
23	Connor Vanover	f	0-1	0-0	0-0	1	0	1	0	0	0	1	0	0	6
Team						4	2	6			1				
Totals		25-59	8-27	10-14	11	20	31	20	68	15	17	4	5	200	
FG % 1st Half:		11-28	39.3%	2nd half:	14-31	45.2%	Game:	25-59	42.4%	Deadball Rebounds					
3FG % 1st Half:		5-13	38.5%	2nd half:	3-14	21.4%	Game:	8-27	29.6%						
FT % 1st Half:		4-5	80.0%	2nd half:	6-9	66.7%	Game:	10-14	71.4%						

#### Mississippi State 81 • 10-3,1-0 SEC

#	Player	Total		3-Ptr		Rebounds			PF	TP	A	TO	Blk	Stl	Min
		FG-FGA	FG-FGA	FT-FTA	FT-FTA	Off	Def	Tot							
10	Garrison Brooks	f	0-6	0-2	2-2	3	7	10	1	2	1	0	0	1	28
13	D.J. Jeffries	f	4-12	1-5	1-3	0	3	3	1	10	2	0	1	0	29
35	Tolu Smith	f	5-8	0-0	8-10	4	2	6	1	18	0	2	0	5	26
01	Iverson Molinar	f	5-10	0-2	6-8	1	3	4	3	16	5	4	1	0	33
03	Shakeel Moore	f	5-8	3-4	2-2	0	2	2	3	15	5	2	0	4	34
00	Rocket Watts	f	3-4	0-1	1-1	0	0	0	1	7	0	0	0	0	8
02	Javian Davis	f	2-5	0-0	2-2	5	3	8	1	6	0	1	0	0	14
04	Cameron Matthews	f	0-0	0-0	0-0	0	1	1	1	0	1	0	0	0	12
05	Cam Carter	f	0-3	0-2	0-0	0	1	1	0	0	1	1	0	1	5
11	Andersson Garcia	f	3-3	1-1	0-0	1	0	1	0	7	0	1	1	1	11
Team						1	2	3			1				
Totals		27-59	5-17	22-28	15	24	39	12	81	15	12	3	12	200	
FG % 1st Half:		12-29	41.4%	2nd half:	15-30	50.0%	Game:	27-59	45.8%	Deadball Rebounds					
3FG % 1st Half:		2-9	22.2%	2nd half:	3-8	37.5%	Game:	5-17	29.4%						
FT % 1st Half:		7-9	77.8%	2nd half:	15-19	78.9%	Game:	22-28	78.6%						

Officials: Rob Rorke,Tony Greene,Doug Shows

Technical fouls: Arkansas-None, Mississippi State-None.

Attendance: 6629

Score by periods	1st	2nd	Total
Arkansas	31	37	68
Mississippi State	33	48	81

Points	In	Off	2nd	Fast	Bench
ARK	Paint	T/O	Chance	Break	
MSU	32	25	14	9	20

Last FG - ARK 2nd-00:18, MSU 2nd-03:14.

Largest lead - ARK by 5 1st-12:12, MSU by 16 2nd-04:57.

ARK led for 05:52. MSU led for 28:15. Game was tied for 05:53.

Score tied - 7 times.

Lead changed - 6 times.

<b>GAME 15</b>		<b>81</b> <b>--RV ARKANSAS</b>	<b>35</b> <b>46</b> <b>81</b> <b>86</b>	
		<b>Texas A&amp;M</b>	<b>37</b> <b>49</b> <b>86</b>	
<b>Jan. 8, 2022 • Bryan-College Station, Texas • Reed Arena</b>				

#### Arkansas 81 • 10-5,0-3 SEC

#	Player	Total		3-Ptr		Rebounds			PF	TP	A	TO	Blk	Stl	Min
		FG-FGA	FG-FGA	FT-FTA	FT-FTA	Off	Def	Tot							
10	Jaylin Williams	f	5-8	0-1	0-0	1	10	11	2	10	2	4	2	1	30
00	Stanley Umude	f	4-8	1-3	1-2	1	2	3	5	10	1	1	1	0	23
01	JD Notae	f	11-23	5-8	4-7	2	3	5	2	31	3	5	0	2	38
05	Au'Diese Toney	f	4-11	0-0	1-2	4	2	6	4	9	0	1	0	0	29
14	Jaxson Robinson	f	0-2	0-1	0-0	1	0	1	0	0	0	1	1	0	9
02	Khalen Robinson	f	0-0	0-0	0-0	0	0	0	1	0	0	0	0	0	1
03	Trey Wade	f	0-0	0-0	0-0	1	0	1	0	0	0	1	0	0	4
04	Davonte Davis	f	2-10	0-4	9-10	4	3	7	3	13	7	4	0	1	37
11	Chris Lykes	f	0-3	0-2	1-2	0	0	0	2	1	2	1	0	0	10
20	Kamani Johnson	f	1-1	0-0	5-6	4	4	8	4	7	1	0	1	1	19
Team						2	2	4							
Totals		27-66	6-19	21-29	20	26	46	23	81	16	18	5	5	200	
FG % 1st Half:		14-33	42.4%	2nd half:	13-33	39.4%	Game:	27-66	40.9%	Deadball Rebounds					
3FG % 1st Half:		3-12	25.0%	2nd half:	3-7	42.9%	Game:	6-19	31.6%						
FT % 1st Half:		4-8	50.0%	2nd half:	17-21	81.0%	Game:	21-29	72.4%						

#### Texas A&M 86 • 13-2,2-0 SEC

#	Player	Total		3-Ptr		Rebounds			PF	TP	A	TO	Blk	Stl	Min
		FG-FGA	FG-FGA	FT-FTA	FT-FTA	Off	Def	Tot							
10	Ethan Henderson	f	2-4	0-0	0-0	1	1	2	5	4	0	0	1	0	17
15	Henry Coleman III	f	5-6	0-0	4-6	2	7	9	2	14	1	1	1	1	26
01	Marcus Williams	f	2-11	1-5	4-6	0	3	3	4	9	3	4	1	2	32
20	Andre Gordon	f	5-5	2-2	1-2	0	1	1	2	13	4	2	2	1	31
23	Tyrece Radford	f	5-7	2-4	0-1	1	4	5	5	12	2	3	1	1	32
00	Aaron Cash	f	0-0	0-0	0-0	0	0	0	3	0	0	0	0	0	3
03	Quenton Jackson	f	6-10	1-4	3-4	1	4	5	4	16	3	2	0	2	23
04	Wade Taylor IV	f	4-10	2-4	1-4	0	3	3	1	11	2	0	1	3	19
05	Hassan Diarra	f	1-1	0-0	2-2	0	0	0	1	4	0	1	0	0	4
31	Javonte Brown	f	1-1	0-0	1-5	0	3	3	1	3	1	0	1	0	10
35	Manny Obaseki	f	0-0	0-0	0-0	0	0	0	0	0	0	0	1	0	3
Team						1	0	1							
Totals		31-55	8-19	16-30	6	26	32	28	86	16	13	9	10	200	
FG % 1st Half:		14-27	51.9%	2nd half:	17-28	60.7%	Game:	31-55	56.4%	Deadball Rebounds					
3FG % 1st Half:		3-9	33.3%	2nd half:	5-10	50.0%	Game:	8-19	42.1%						
FT % 1st Half:		6-14	42.9%	2nd half:	10-16	62.5%	Game:	16-30	53.3%						

Officials: Vladimir Voyard-Tadal,Chuck Jones,Terry Wymer

Technical fouls: Arkansas-None, Texas A&M-None.

Attendance: 7967

Score by periods	1st	2nd	Total
Arkansas	35	46	81
Texas A&M	37	49	86

Points	In	Off	2nd	Fast	Bench
ARK	Paint	T/O	Chance	Break	
T&M	32	17	19	5	21
	34	28	7	15	34

Last FG - ARK 2nd-01:08, T&M 2nd-00:34.

Largest lead - ARK by 11 1st-13:33, T&M by 17 2nd-11:01.

ARK led for 13:23. T&M led for 25:35. Game was tied for 01:02.

Score tied - 3 times.

Lead changed - 3 times.

<b>GAME 14</b>		<b>75</b> <b>Vanderbilt</b>	<b>35</b> <b>40</b> <b>75</b> <b>74</b>	
		<b>--RV ARKANSAS</b>	<b>40</b> <b>34</b> <b>75</b>	
<b>Jan. 4, 2022 • Bud Walton Arena • Fayetteville, Ark.</b>				

#### Vanderbilt 75 • 9-4,1-0 SEC

#	Player		Total		3-Ptr	Rebounds							Min		
			FG-FGA	FG-FGA	FT-FTA	Off	Def	Tot	PF	TP	A	TO		Blk	Stl
10	Myles Stute	f	3-9	2-8	0-0	2	4	6	4	8	0	1	1	1	31
42	Quentin Millora-Brow	f	0-0	0-0	0-0	1	5	6	2	0	1	0	0	2	25
02	Scotty Pippen Jr.	g	6-11	1-2	9-12	1	2	3	5	22	3	7	0	0	34
03	Rodney Chatman	f	3-5	2-3	3-4	1	2	3	4	11	2	2	0	2	25
04	Jordan Wright	g	3-11	0-3	6-6	2	4	6	5	12	4	3	0	2	28
00	Tyrin Lawrence		2-5	0-1	1-4	0	5	5	2	5	2	0	0	0	15
12	Trey Thomas		5-9	5-7	0-0	0	1	1	2	15	1	2	0	0	25
15	Terren Frank		1-2	0-1	0-0	0	2	2	2	2	0	2	0	0	17
Team						1	2	3							
Totals			23-52	10-25	19-26	8	27	35	26	75	13	17	1	7	200
FG % 1st Half: 12-27			44.4%	2nd half: 11-25	44.0%	Game: 23-52		44.2%	Deadball Rebounds 5.1						
3FG % 1st Half: 5-12			41.7%	2nd half: 5-13	38.5%	Game: 10-25		40.0%							
FT % 1st Half: 6-8			75.0%	2nd half: 13-18	72.2%	Game: 19-26		73.1%							



<b>GAME 17</b>			<b>65</b> <b>ARKANSAS</b> #12/12 <b>LSU</b>	<b>31</b> <b>34</b> <b>33</b> <b>25</b>	<b>65</b> <b>58</b>	<b>58</b> <b>LSU</b>
Jan. 15, 2022 • Baton Rouge, La. • Maravich Center						

Arkansas 65 • 12-5,2-3 SEC

#	Player	Total		3-Ptr		Rebounds			PF	TP	A		TO	Blk	Stl	Min
		FG-FGA	FG-FGA	FT-FTA	FT-FTA	Off	Def	Tot								
03	Trey Wade	f	1-2	0-0	0-0	2	0	2	1	2	0	0	0	0	1	20
10	Jaylin Williams	f	4-7	1-2	2-2	1	12	13	3	11	1	0	1	3	34	
00	Stanley Umude	g	2-4	1-2	3-4	1	5	6	2	8	0	3	0	0	1	24
01	JD Notae	g	7-13	2-6	3-4	1	2	3	4	19	4	3	0	0	1	27
05	Au'Diese Toney	g	4-8	0-1	4-6	2	2	4	1	12	0	4	1	1	39	
02	Khalen Robinson		0-0	0-0	0-0	0	0	0	0	0	1	0	0	0	1	
04	Davonte Davis		3-9	1-3	0-0	4	4	8	3	7	3	5	0	1	33	
11	Chris Lykes		2-11	0-3	2-2	0	1	1	4	6	0	1	0	0	21	
23	Connor Vanover		0-1	0-0	0-0	0	0	0	0	0	0	0	0	0	1	
Team						2	2	4				2				
Totals			23-55	5-17	14-18	13	28	41	18	65	8	19	2	7	200	
FG % 1st Half:		11-27	40.7%	2nd half:	12-28	42.9%	Game:	23-55	41.8%							Deadball
3FG % 1st Half:		0-8	0.0%	2nd half:	5-9	55.6%	Game:	5-17	29.4%							Rebounds
FT % 1st Half:		9-10	90.0%	2nd half:	5-8	62.5%	Game:	14-18	77.8%							2

LSU 58 • 15-2,3-2 SEC

#	Player		Total		3-Ptr		Rebounds			PF	TP	A	TO	Blk	Stl	Min
			FG-FGA	FG-FGA	FT-FTA	Off	Def	Tot								
04	Darius Days	f	1-8	0-3	1-2	1	3	4	5	3	2	2	1	3	30	
05	Mwani Wilkinson	f	0-1	0-0	2-2	0	1	1	1	2	0	1	2	1	25	
15	Efton Reid	c	3-6	1-2	0-0	0	2	2	2	7	0	2	0	0	15	
00	Brandon Murray	g	1-5	0-3	0-0	0	1	1	5	2	2	3	0	0	20	
02	Eric Gaines	g	6-14	1-4	1-4	3	3	6	3	14	4	4	0	4	36	
03	Alex Fudge		5-6	2-2	1-2	1	3	4	1	13	0	0	1	2	23	
11	Justice Williams		1-5	0-1	2-2	0	2	2	2	4	1	0	0	1	17	
13	Tari Eason		4-8	1-3	4-5	2	2	4	2	13	2	3	0	3	26	
24	Shareef O'Neal		0-2	0-1	0-0	0	3	3	0	0	0	1	0	0	8	
Team						4	0	4								
Totals			21-55	5-19	11-17	11	20	31	21	58	11	16	4	14	200	
FG % 1st Half: 13-30			43.3%	2nd half: 8-25	32.0%	Game: 21-55	38.2%		Deadball							
3FG % 1st Half: 3-10			30.0%	2nd half: 2-9	22.2%	Game: 5-19	26.3%		Rebounds							
FT % 1st Half: 4-6			66.7%	2nd half: 7-11	63.6%	Game: 11-17	64.7%		1,1							

Officials: Rob Rorke,Mike Nance,Tony Greene  
Technical fouls: Arkansas-None. LSU-None.

Attendance: 12734

Score by periods	1st	2nd	Total
Arkansas	31	34	65
LSU	33	25	58

Points	In Paint	Off T/O	2nd Chance	Fast Break	Bench
Ark	30	20	13	10	13
LSU	28	13	10	5	30

Last FG - ARK 2nd-00:22, LSU 2nd-02:16.

Largest lead - ARK by 7 2nd-00:11, LSU by 8 2nd-09:01.

ARK led for 06:48. LSU led for 28:32. Game was tied for 04:40.

Score tied - 9 times.  
Lead changed - 7 times.

<b>GAME 19</b>			<b>73</b> <b>RV/RV Texas A&amp;M</b> <b>ARKANSAS</b>	<b>29</b> <b>35</b> <b>9</b> <b>73</b> <b>33</b> <b>31</b> <b>12</b> <b>76</b>	<b>76</b>	
Jan. 22, 2022 • Bud Walton Arena • Fayetteville, Ark.						

Texas A&M 73 • 15-4,4-2 SEC

#	Player		Total		3-Ptr		Rebounds			PF	TP	A	TO	Blk	Stl	Min
			FG-FGA	FG-FGA	FT-FTA	Off	Def	Tot								
10	Ethan Henderson	f	1-2	0-0	0-0	2	3	5	3	2	1	0	1	0	18	
15	Henry Coleman III	f	2-5	0-0	2-2	1	4	5	3	6	0	0	1	1	19	
01	Marcus Williams	g	3-10	1-5	2-2	1	4	5	4	9	3	8	1	1	30	
20	Andre Gordon	g	0-2	0-1	0-0	0	1	1	0	0	0	1	0	0	14	
23	Tyrece Radford	g	3-11	1-6	2-2	4	7	11	1	9	2	0	2	2	37	
00	Aaron Cash		1-3	0-0	2-2	0	1	1	1	4	0	0	0	3	21	
02	Hayden Hefner		0-0	0-0	0-0	0	0	0	0	0	0	0	0	0	8	
03	Quenton Jackson		3-9	0-3	7-7	0	1	1	5	13	1	2	4	1	28	
04	Wade Taylor IV		8-14	5-8	4-5	0	1	1	2	25	2	4	0	2	27	
05	Hassan Diarra		2-4	1-1	0-0	0	2	2	4	5	0	4	0	1	14	
31	Javonte Brown		0-0	0-0	0-0	0	0	0	0	0	1	0	0	0	2	
35	Manny Obaseki		0-2	0-2	0-0	0	1	1	0	0	0	0	0	0	7	
Team						4	3	7								
Totals				23-62	8-26	19-20	12	28	40	23	73	10	19	9	11	225
FG % 1st Half:			9-27	33.3%	2nd half:	11-28	39.3%	OT:	3-7	42.9%	Game:	23-62	37.1%	Deadball		
3FG % 1st Half:			3-11	27.3%	2nd half:	4-12	33.3%	OT:	1-3	33.3%	Game:	8-26	30.8%	Rebounds		
FT % 1st Half:			8-9	88.9%	2nd half:	9-9	100.0%	OT:	2-2	100.0%	Game:	19-20	95.0%	0.1		

Arkansas 76 • 14-5,4-3 SEC

#	Player		Total		3-Ptr		Rebounds			PF	TP	A	TO	Blk	Stl	Min
			FG-FGA	FG-FGA	FT-FTA	Off	Def	Tot								
03	Trey Wade	f	2-3	2-2	2-2	0	1	1	3	8	1	1	1	0	34	
10	Jaylin Williams	f	5-10	1-2	3-3	1	10	11	2	14	3	3	3	6	43	
00	Stanley Umude	g	5-14	1-5	4-4	1	6	7	2	15	3	0	1	3	44	
01	JD Notae	g	6-21	2-10	3-3	1	5	6	5	17	4	5	1	3	31	
05	Au'Diese Toney	g	4-8	0-0	4-4	3	3	6	0	12	1	1	0	1	42	
04	Davonte Davis		1-5	0-0	2-3	3	2	5	4	4	2	2	0	1	19	
11	Chris Lykes		1-3	1-1	3-6	0	1	1	1	6	2	3	0	0	11	
20	Kamani Johnson		0-0	0-0	0-0	0	0	0	0	0	0	0	0	0	1	
Team						4	0	4				1				
Totals			24-64	7-20	21-25	13	28	41	17	76	16	16	6	14	225	
FG % 1st Half: 12-30			40.0%	2nd half: 8-29	27.6%	OT: 4-5	80.0%	Game: 24-64	37.5%	Deadball						
3FG % 1st Half: 6-12			50.0%	2nd half: 1-8	12.5%	OT: 0-0	0.0%	Game: 7-20	35.0%	Rebounds						
FT % 1st Half: 3-4			75.0%	2nd half: 14-14	100.0%	OT: 4-7	57.1%	Game: 21-25	84.0%	2						

Officials: Jason Baker,Wil Howard,Anthony Jordan  
Technical fouls: Texas A&M-None. Arkansas-None.

Attendance: 19200

Score by periods	1st	2nd	OT	Total
Texas A&M	29	35	9	73
Arkansas	33	31	12	76

Points	In Paint	Off T/O	2nd Chance	Fast Break	Bench
T&A&M	24	21	9	16	47
ARK	26	17	19	3	10

Last FG - TA&M OT-00:42, ARK OT-00:01.

Largest lead - TA&M by 2 OT-04:16, ARK by 16 1st-11:32.

TA&M led for 01:24. ARK led for 41:25. Game was tied for 02:07.

Score tied - 4 times.  
Lead changed - 2 times.

<b>GAME 18</b>			<b>59</b> <b>South Carolina</b> <b>ARKANSAS</b>	<b>40</b> <b>19</b> <b>33</b> <b>42</b>	<b>59</b> <b>75</b>	
Jan. 18, 2022 • Bud Walton Arena • Fayetteville, Ark.						

South Carolina 59 • 10-7,1-4 SEC

#	Player		Total		3-Ptr		Rebounds					PF	TP	A			TO	Blk	Stl	Min
			FG-FGA	FG-FGA	FT-FTA	Off	Def	Tot												
15	Wildens Leveque	f	0-2	0-0	1-2	2	1	3	3	1	0	1	0	0	0	0	0	11		
24	Keyshawn Bryant	f	2-5	0-1	1-1	1	1	2	2	5	1	1	0	0	1	21				
00	James Reese V	g	3-9	3-7	1-2	0	3	3	3	10	3	0	1	1	33					
10	Erik Stevenson	g	1-12	1-7	0-0	0	0	0	3	3	1	3	0	1	26					
23	Devin Carter	g	6-14	3-5	5-10	3	3	6	1	20	1	6	1	2	31					
01	Jacobi Wright		0-1	0-1	0-0	0	3	3	1	0	3	2	0	0	21					
02	Chico Carter, Jr.		0-3	0-1	3-4	0	0	1	1	3	1	2	0	2	13					
14	Brandon Martin		3-5	0-1	1-1	1	3	4	3	7	0	0	0	0	13					
33	Josh Gray		4-6	0-0	0-4	5	6	11	2	8	1	0	0	0	19					
55	Ta'Quan Woodley		1-2	0-0	0-0	1	0	1	3	2	0	2	1	0	12					
	Team					2	0	2				1								
Totals			20-59	7-23	12-24	15	21	36	22	59	11	18	3	7	200					
FG % 1st Half: 14-32			43.8%	2nd half: 6-27	22.2%	Game: 20-59			33.9%						Deadball					
3FG % 1st Half: 6-13			46.2%	2nd half: 1-10	10.0%	Game: 7-23			30.4%						Rebounds					
FT % 1st Half: 6-10			60.0%	2nd half: 6-14	42.9%	Game: 12-24			50.0%						6.2					

GAME 21

ESPN 2



68

West Virginia

ARKANSAS

29

39

68

77



Jan. 29, 2022 • Bud Walton Arena • Fayetteville, Ark.

West Virginia 68 • 13-7

#	Player	Total		3-Ptr		Rebounds			PF	TP	A		TO	Blk	Stl	Min
		FG-FGA	FG-FGA	FT-FTA	FT-FTA	Off	Def	Tot								
11	Jalen Bridges	f	2-7	0-4	2-2	2	4	6	4	6	0	1	0	1	25	
13	Isalah Cottrell	f	0-4	0-2	0-0	0	2	2	4	0	0	0	0	0	13	
00	Kedrian Johnson	g	5-9	4-5	4-4	0	0	0	3	18	1	2	0	1	24	
12	Taz Sherman	g	4-11	2-5	5-5	2	2	4	1	15	2	1	0	3	33	
22	Sean McNeil	g	3-11	1-6	0-0	0	3	3	0	7	4	1	0	1	32	
01	Pauly Paulicap	g	0-0	0-0	1-2	0	0	0	4	1	0	1	0	0	5	
02	Kobe Johnson	g	0-0	0-0	0-0	0	1	1	0	0	1	0	0	0	6	
03	Gabe Osabuohien	g	3-5	0-0	1-3	1	2	3	5	7	1	1	1	1	13	
04	Jamel King	g	0-1	0-1	0-0	0	1	1	2	0	0	0	0	0	3	
05	Dimon Carrigan	g	0-0	0-0	1-2	2	1	3	4	1	0	1	3	0	22	
10	Malik Curry	g	5-9	0-2	1-3	0	3	3	2	11	0	1	0	0	18	
45	Seth Wilson	g	1-3	0-1	0-0	0	0	0	0	2	0	0	0	1	6	
Team						0	0	0								
Totals			23-60	7-26	15-21	7	19	26	29	68	9	9	4	8	200	
FG % 1st Half:		11-32	34.4%	2nd half:	12-28	42.9%	Game:	23-60	38.3%							Deadball Rebounds
3FG % 1st Half:		2-12	16.7%	2nd half:	5-14	35.7%	Game:	7-26	26.9%							2
FT % 1st Half:		5-9	55.6%	2nd half:	10-12	83.3%	Game:	15-21	71.4%							

Arkansas 77 • 16-5

#	Player	Total		3-Ptr		Rebounds			PF	TP	A		TO	Blk	Stl	Min
		FG-FGA	FG-FGA	FT-FTA	FT-FTA	Off	Def	Tot								
03	Trey Wade	f	1-2	0-1	4-4	1	1	2	1	6	1	1	1	0	38	
10	Jaylin Williams	f	3-13	1-4	5-7	1	14	15	4	12	1	4	2	2	36	
00	Stanley Umude	g	4-9	1-3	3-3	4	4	8	2	12	1	3	2	0	24	
01	JD Notae	g	6-8	1-2	2-2	0	0	0	3	15	2	0	0	1	23	
05	Au'Diese Toney	g	6-8	0-2	7-8	2	5	7	3	19	3	2	0	0	39	
04	Davonte Davis	g	2-9	0-2	3-6	2	4	6	1	7	3	2	0	1	28	
11	Chris Lykes	g	1-2	0-0	4-4	0	2	2	2	6	0	1	0	0	8	
20	Kamani Johnson	g	0-0	0-0	0-0	0	1	1	2	0	0	1	0	0	4	
Team						1	2	3								
Totals			23-51	3-14	28-34	11	33	44	18	77	11	15	5	4	200	
FG % 1st Half:		10-22	45.5%	2nd half:	13-29	44.8%	Game:	23-51	45.1%							Deadball Rebounds
3FG % 1st Half:		2-7	28.6%	2nd half:	1-7	14.3%	Game:	3-14	21.4%							4.1
FT % 1st Half:		16-18	88.9%	2nd half:	12-16	75.0%	Game:	28-34	82.4%							

Officials: Steven Anderson,Don Dally,Terry Oglesby  
Technical fouls: West Virginia-None. Arkansas-None.  
Attendance: 19200

Score by periods			1st	2nd	Total			In	Off	2nd	Fast		
West Virginia			29	39	68	Points	Ark	Paint	T/O	Chance	Break	Bench	
Arkansas			38	39	77	26	17	6	11	15	23	13	

Last FG - WVU 2nd-00:27, ARK 2nd-02:23.  
Largest lead - WVU None, ARK by 19 2nd-16:08.  
WVU led for 00:00. ARK led for 39:48. Game was tied for 00:12.

GAME 23

SEC ESPN 2



55

Mississippi State

RV/RV ARKANSAS

25

30

55

63



Feb. 5, 2022 • Bud Walton Arena • Fayetteville, Ark.

Mississippi State 55 • 14-8,5-4 SEC

#	Player	Total		3-Ptr		Rebounds			PF	TP	A		TO	Blk	Stl	Min
		FG-FGA	FG-FGA	FT-FTA	FT-FTA	Off	Def	Tot								
10	Garrison Brooks	f	5-9	2-4	0-2	3	8	11	3	12	0	2	2	0	34	
13	D.J. Jeffries	f	1-4	0-2	3-4	0	6	6	0	5	3	0	0	1	35	
35	Tolu Smith	f	2-8	0-0	7-9	3	3	6	4	11	3	2	1	0	27	
03	Iverson Molinar	g	7-18	0-1	5-5	0	1	1	1	19	1	3	0	0	34	
03	Shakeel Moore	g	1-4	0-2	0-0	0	2	2	3	2	0	1	0	0	21	
00	Rocket Watts	g	0-2	0-0	0-0	0	1	1	1	0	0	1	0	0	6	
02	Javian Davis	g	1-2	0-0	1-2	0	2	2	0	3	0	0	0	0	11	
04	Cameron Matthews	g	0-2	0-1	0-0	0	2	2	3	0	2	1	0	1	18	
11	Andersson Garcia	g	1-2	1-2	0-0	0	2	2	2	3	2	2	0	0	14	
Team						2	3	5								
Totals			18-51	3-12	16-22	8	30	38	17	55	11	12	3	2	200	
FG % 1st Half:		8-23	34.8%	2nd half:	10-28	35.7%	Game:	18-51	35.3%							Deadball Rebounds
3FG % 1st Half:		1-6	16.7%	2nd half:	2-6	33.3%	Game:	3-12	25.0%							3.1
FT % 1st Half:		8-11	72.7%	2nd half:	8-11	72.7%	Game:	16-22	72.7%							

Arkansas 63 • 18-5,7-3 SEC

#	Player	Total		3-Ptr		Rebounds			PF	TP	A		TO	Blk	Stl	Min
		FG-FGA	FG-FGA	FT-FTA	FT-FTA	Off	Def	Tot								
03	Trey Wade	f	2-6	1-4	0-0	2	3	5	2	5	1	1	1	0	19	
10	Jaylin Williams	f	4-9	1-2	1-1	0	9	9	5	10	0	1	2	1	33	
00	Stanley Umude	g	2-8	0-2	1-1	1	2	3	1	5	0	1	0	0	19	
01	JD Notae	g	4-16	0-6	6-9	0	6	6	1	14	4	1	1	2	38	
05	Au'Diese Toney	g	1-4	0-1	4-6	2	2	4	2	6	2	0	0	2	36	
04	Davonte Davis	g	3-5	0-1	0-0	0	1	1	2	6	1	0	0	1	22	
11	Chris Lykes	g	4-8	2-3	0-0	0	2	2	2	10	2	0	0	2	20	
20	Kamani Johnson	g	3-5	0-0	1-5	4	2	6	2	7	2	1	0	0	13	
Team						2	1	3								
Totals			23-61	4-19	13-22	11	28	39	17	63	12	6	4	8	200	
FG % 1st Half:		8-30	26.7%	2nd half:	15-31	48.4%	Game:	23-61	37.7%							Deadball Rebounds
3FG % 1st Half:		1-13	7.7%	2nd half:	3-6	50.0%	Game:	4-19	21.1%							5
FT % 1st Half:		8-16	50.0%	2nd half:	5-6	83.3%	Game:	13-22	59.1%							

Officials: Todd Austin,Jason Baker,Anthony Jordan  
Technical fouls: Mississippi State-None. Arkansas-None.  
Attendance: 19200

Score by periods			1st	2nd	Total			In	Off	2nd	Fast		
Mississippi State			25	30	55	Points	Ark	Paint	T/O	Chance	Break	Bench	
Arkansas			25	38	63	24	7	10	8	15	18	23	

Last FG - MSU 2nd-02:07, ARK 2nd-00:25.  
Largest lead - MSU by 2 1st-19:44, ARK by 9 2nd-06:03.  
MSU led for 02:13. ARK led for 28:42. Game was tied for 09:05.

GAME 22

ESPN U



99

RV/RV ARKANSAS

Georgia

53

46

99

73



Feb. 2, 2022 • Athens, Ga. • Stegeman Coliseum

Arkansas 99 • 17-5,6-3 SEC

#	Player		Total	3-Ptr	Rebounds			PF	TP	A	TO	Blk	Stl	Min	
			FG-FGA	FG-FGA	FT-FTA	Off	Def								Tot
03	Trey Wade	f	0-2	0-1	0-0	0	2	2	0	0	1	1	0	0	21
10	Jaylin Williams	f	6-9	1-2	1-2	0	8	8	2	14	1	0	2	1	20
00	Stanley Umude	g	12-20	6-8	1-2	0	4	4	1	31	4	2	2	2	37
01	JD Notae	g	9-14	4-7	1-2	0	9	9	3	23	6	5	1	3	32
05	Au'Diese Toney	g	4-6	1-1	1-1	1	0	1	3	10	1	2	0	1	34
02	Khalen Robinson	g	1-2	1-1	0-0	0	1	1	0	3	0	1	0	0	4
04	Davonte Davis	g	1-3	0-1	0-0	0	1	1	3	2	1	0	0	0	17
11	Chris Lykes	g	4-8	1-4	0-0	1	0	1	0	9	7	1	0	0	4
13	Chance Moore	g	1-2	1-2	0-0	1	0	1	0	3	0	0	0	0	1
14	Jaxson Robinson	g	0-1	0-1	0-0	0	0	0	1	0	0	0	0	0	3
20	Kamani Johnson	g	2-2	0-0	0-0	2	2	4	4	4	1	1	0	0	11
21	Cade Arbogast	g	0-2	0-0	0-0	2	1	3	0	0	1	0	0	0	1
45	Lawson Blake	g	0-0	0-0	0-0	0	0	0	0	0	0	0	0	0	1
	Team					0	0	0							
Totals			40-71	15-28	4-7	7	28	35	17	99	23	13	5	11	200
FG % 1st Half: 22-37			59.5%	2nd half: 18-34	52.9%	Game: 40-71		56.3%	Deadball Rebounds 1						
3FG % 1st Half: 6-14			42.9%	2nd half: 9-14	64.3%	Game: 15-28		53.6%							
FT % 1st Half: 3-4			75.0%	2nd half: 1-3	33.3%	Game: 4-7		57.1%							

<b>GAME 25</b>		<b>67</b>	<b>RV/RV ARKANSAS</b>	<b>32 35</b>	<b>67 68</b>	
			<b>RV/RV Alabama</b>	<b>37 31</b>	<b>68</b>	
<b>Feb. 12, 2022 • Tuscaloosa, Ala. • Coleman Coliseum</b>						

#### Arkansas 67 • 19-6,8-4 SEC

#	Player		Total		3-Ptr		Rebounds			PF	TP				Stl	Min
			FG-FGA	FG-FGA	FT-FTA	Off	Def	Tot	A			TO	Blk			
03	Trey Wade	f	0-2	0-0	0-0	1	0	1	0	0	0	0	1	0	0	12
10	Jaylin Williams	f	6-15	1-5	9-13	2	8	10	1	22	1	1	0	0	0	39
00	Stanley Umude	g	7-11	3-7	2-2	3	6	9	5	19	2	2	0	1	25	
01	JD Notae	g	4-11	2-5	2-3	0	1	1	3	12	3	3	0	4	24	
05	Au'Diese Toney	g	1-11	0-0	4-6	3	4	7	3	6	0	2	0	0	39	
04	Davonte Davis		2-8	0-3	0-0	2	4	6	2	4	2	3	0	0	30	
11	Chris Lykes		1-8	0-1	0-0	1	0	1	2	2	3	0	0	2	18	
20	Kamani Johnson		1-4	0-0	0-0	4	0	4	1	2	0	2	0	0	13	
	Team					5	2	7			2					
Totals			22-70	6-21	17-24	21	25	46	17	67	11	16	0	7	200	
FG % 1st Half: 11-35			31.4%	2nd half: 11-35		31.4%	Game: 22-70		31.4%							Deadball Rebounds 5
3FG % 1st Half: 1-7			14.3%	2nd half: 5-14		35.7%	Game: 6-21		28.6%							
FT % 1st Half: 9-12			75.0%	2nd half: 8-12		66.7%	Game: 17-24		70.8%							

#### Alabama 68 • 16-9,6-6 SEC

		Total		3-Ptr		Rebounds										
#	Player		FG-FGA	FG-FGA	FT-FTA	Off	Def	Tot	PF	TP	A	TO	Blk	Stl	Min	
00	Noah Gurley	f	4-10	1-6	0-0	2	2	4	4	9	1	4	1	1	18	
04	Juwan Gary	f	1-3	0-1	0-0	0	1	1	2	2	0	0	0	0	6	
03	JD Davison	g	4-9	1-3	2-3	2	2	4	3	11	4	6	1	1	30	
05	Jaden Shackelford	g	4-12	1-6	1-2	2	3	5	2	10	0	5	0	1	33	
14	Keon Ellis	g	2-4	1-3	2-2	1	4	5	2	7	2	0	3	0	33	
01	Jusaun Holt		1-2	1-2	0-0	0	3	3	0	3	0	2	0	0	9	
02	Darius Miles		1-4	1-4	0-0	0	7	7	2	3	1	0	0	0	20	
10	Charles Bediako		3-4	0-0	3-4	1	2	3	3	9	0	2	2	1	14	
13	Jahvon Quinerly		2-6	0-3	2-3	0	0	0	0	6	4	5	0	0	28	
33	James Rojas		2-2	1-1	3-3	1	3	4	4	8	1	0	0	0	9	
Team						2	2	4								
Totals			24-56	7-29	13-17	11	29	40	22	68	13	24	7	4	200	
FG % 1st Half: 12-26		46.2%	2nd half: 12-30		40.0%	Game: 24-56		42.9%							Deadball Rebounds 0	
3FG % 1st Half: 6-16		37.5%	2nd half: 1-13		7.7%	Game: 7-29		24.1%								
FT % 1st Half: 7-8		87.5%	2nd half: 6-9		66.7%	Game: 13-17		76.5%								

Officials: Wil Howard,Patrick Evans,Don Dailly  
Technical fouls: Arkansas-Au'Diese Toney, Alabama-None.  
Attendance: 10353

Score by periods	1st	2nd	Total
Arkansas	32	35	67
Alabama	37	31	68

Points	In	Off	2nd	Fast	Bench
ARK	20	22	12	6	8
BAMA	30	28	8	14	29

Last FG - ARK 2nd-02:36, BAMA 2nd-00:27.  
Largest lead - ARK by 5 1st-18:36, BAMA by 13 2nd-14:53.  
ARK led for 04:50. BAMA led for 34:10. Game was tied for 01:00.

Score tied - 2 times.  
Lead changed - 5 times.

<b>GAME 27</b>		<b>48</b>	<b>#16/13 Tennessee</b>	<b>23 25</b>	<b>48 58</b>	
			<b>#23/24 ARKANSAS</b>	<b>24 34</b>	<b>58</b>	
<b>Feb. 19, 2022 • Bud Walton Arena • Fayetteville, Ark.</b>						

#### Tennessee 48 • 19-7,10-4 SEC

#	Player		Total		3-Ptr		Rebounds			PF	TP	A	TO	Blk	Stl	Min
			FG-FGA	FG-FGA	FT-FTA	Off	Def	Tot								
02	Brandon Huntley-Hatf	f	0-1	0-0	1-2	1	2	3	0	1	0	0	0	0	9	
33	Uros Plavsic	f	1-2	0-0	0-4	3	3	6	3	2	1	1	0	0	16	
01	Kennedy Chandler	g	5-15	1-5	0-0	0	3	3	4	11	2	2	2	1	32	
25	Santiago Vescovi	g	2-13	1-9	2-2	0	11	11	4	7	1	3	1	0	32	
30	Josiah-Jordan James	g	4-13	0-6	0-0	2	2	4	5	8	1	3	0	0	31	
00	Jonas Aidoo		2-3	0-0	0-0	3	3	6	1	4	0	2	0	0	17	
05	Zakai Zeigler		2-8	2-3	6-6	0	2	2	2	12	0	2	0	3	33	
10	John Fulkerson		0-2	0-0	2-2	0	3	3	0	2	0	0	1	2	19	
12	Victor Bailey Jr.		0-1	0-0	0-0	0	2	2	2	0	0	1	0	0	6	
15	Jahmai Mashack		0-0	0-0	1-2	0	0	0	1	1	0	0	0	0	3	
24	Justin Powell		0-1	0-1	0-0	1	0	1	2	0	0	0	0	0	6	
	Team					4	1	5			1					
Totals			16-59	4-24	12-18	14	32	46	24	48	5	15	4	6	200	
FG % 1st Half: 7-26			26.9%	2nd half: 9-33	27.3%	Game: 16-59		27.1%	Deadball Rebounds							
3FG % 1st Half: 3-10			30.0%	2nd half: 1-14	7.1%	Game: 4-24		16.7%	4							
FT % 1st Half: 6-8			75.0%	2nd half: 6-10	60.0%	Game: 12-18		66.7%								

#### Arkansas 58 • 21-6,10-4 SEC

#	Player		Total		3-Ptr		Rebounds			PF	TP					Min
			FG-FGA	FG-FGA	FT-FTA	Off	Def	Tot	A			To	Blk	Stl		
03	Trey Wade	f	1-5	0-2	2-2	2	4	6	2	4	0	0	1	0	21	
10	Jaylin Williams	f	6-13	0-2	1-3	1	15	16	3	13	2	1	1	1	40	
00	Stanley Umude	g	2-12	0-6	1-3	1	3	4	1	5	1	1	1	3	39	
01	JD Notae	g	5-11	3-6	0-0	0	1	1	5	13	1	2	0	0	24	
05	Au'Diese Toney	g	1-6	0-0	6-6	4	6	10	0	8	0	1	2	0	37	
02	Khalen Robinson		0-1	0-0	0-0	0	0	0	0	0	0	0	0	0	3	
04	Davonte Davis		2-5	2-3	1-2	3	1	4	2	7	1	1	0	0	18	
11	Chris Lykes		1-6	0-3	6-6	0	1	1	3	8	2	4	0	2	18	
	Team					1	0	1								
Totals			18-59	5-22	17-22	12	31	43	16	58	7	10	5	6	200	
FG % 1st Half: 8-32			25.0%	2nd half: 10-27		37.0%	Game: 18-59		30.5%							Deadball Rebounds 2
3FG % 1st Half: 2-9			22.2%	2nd half: 3-13		23.1%	Game: 5-22		22.7%							
FT % 1st Half: 6-7			85.7%	2nd half: 11-15		73.3%	Game: 17-22		77.3%							

Officials: Vladimir Voyard-Tadal,K.B. Burdett Jr.,Tony Greene  
Technical fouls: Tennessee-None. Arkansas-None.  
Attendance: 19200

Score by periods	1st	2nd	Total
Tennessee	23	25	48
Arkansas	24	34	58

Last FG - UT 2nd-00:28, ARK 2nd-05:17.  
Largest lead - UT by 3 1st-15:22, ARK by 10 2nd-00:06.  
UT led for 09:14. ARK led for 26:45. Game was tied for 04:01.

Score tied - 3 times.  
Lead changed - 12 times.

<b>GAME 26</b>		<b>76</b>	<b>#23/24 ARKANSAS</b>	<b>46 30</b>	<b>76 57</b>	
			<b>Missouri</b>	<b>27 30</b>	<b>57</b>	
<b>Feb. 15, 2022 • Columbia, Mo. • Mizzou Arena</b>						

#### Arkansas 76 • 20-6,9-4 SEC

		Total		3-Ptr	Rebounds											
#	Player		FG-FA	FG-FA	FT-FTA	Off	Def	Tot	PF	TP	A	TO	Blk	Stl	Min	
03	Trey Wade	f	5-7	0-1	2-2	4	7	11	1	12	1	0	0	1	36	
10	Jaylin Williams	f	4-10	0-3	5-6	3	8	11	3	13	4	2	2	1	37	
00	Stanley Umude	g	8-13	6-9	1-4	0	5	5	2	23	1	1	2	0	37	
01	JD Notae	g	6-16	3-5	2-2	0	5	5	2	17	4	5	0	2	35	
05	Au'Diese Toney	g	0-0	0-0	0-0	0	0	0	4	0	0	1	0	0	6	
04	Davonte Davis		3-5	2-3	3-3	0	1	1	3	11	2	1	0	1	33	
11	Chris Lykes		0-2	0-0	0-0	0	1	1	1	0	1	1	0	1	9	
14	Jaxson Robinson		0-0	0-0	0-0	0	0	0	0	0	0	0	0	0	1	
20	Kamani Johnson		0-0	0-0	0-0	0	1	1	0	0	0	0	0	0	6	
						0	0	0								
Totals			26-53	11-21	13-17	7	28	35	16	76	13	11	4	6	200	
FG % 1st Half: 16-32			50.0%	2nd half: 10-21	47.6%	Game: 26-53			49.1%						Deadball Rebounds 2	
3FG % 1st Half: 7-14			50.0%	2nd half: 4-7	57.1%	Game: 11-21			52.4%							
FT % 1st Half: 7-9			77.8%	2nd half: 6-8	75.0%	Game: 13-17			76.5%							



GAME 29

OCBS

UK

73

#6/3 Kentucky

28 45

#18/18 ARKANSAS

34 41

73 58

Feb. 26, 2022 • Bud Walton Arena • Fayetteville, Ark.



Kentucky 73 • 23-6,12-4 SEC

#	Player		Total		3-Ptr		Rebounds			PF	TP	A	TO	Blk	Stl	Min
			FG-FGA	FG-FGA	FT-FTA	Off	Def	Tot								
00	Jacob Toppin	f	1-2	0-1	0-0	0	0	0	2	2	2	1	0	0	12	
12	Keion Brooks Jr.	f	7-13	0-1	0-0	1	4	5	2	14	1	3	0	2	31	
34	Oscar Tshiebwé	f	13-21	0-0	4-7	8	10	18	3	30	2	0	3	1	39	
10	Davion Mintz	g	0-2	0-2	0-0	0	1	1	2	0	2	2	0	1	20	
31	Kellan Grady	g	1-3	1-3	0-0	1	2	3	4	3	1	2	0	1	30	
02	Sahvir Wheeler		5-13	2-4	2-2	2	1	3	2	14	5	3	0	0	29	
03	TyTy Washington Jr.		3-12	1-4	3-4	1	0	1	2	10	3	0	0	2	35	
04	Daimion Collins		0-0	0-0	0-0	0	0	0	0	0	0	0	0	0	0+	
23	Bryce Hopkins		0-0	0-0	0-0	0	0	0	0	0	0	0	0	0	3	
55	Lance Ware		0-0	0-0	0-0	0	1	1	0	0	0	0	0	0	1	
Team						3	4	7				1				
Totals				30-66	4-15	9-13	16	23	39	17	73	16	12	3	7	200
FG % 1st Half:			11-33	33.3%	2nd half:	19-33	57.6%	Game:	30-66	45.5%	Deadball					
3FG % 1st Half:			0-8	0.0%	2nd half:	4-7	57.1%	Game:	4-15	26.7%	Rebounds					
FT % 1st Half:			6-9	66.7%	2nd half:	3-4	75.0%	Game:	9-13	69.2%	0					

Arkansas 75 • 23-6,12-4 SEC

#	Player		Total		3-Ptr		Rebounds			PF	TP	A	TO	Blk	Stl	Min
			FG-FGA	FG-FGA	FT-FTA	Off	Def	Tot								
03	Trey Wade	f	2-2	0-0	1-1	1	2	3	1	5	0	2	1	0	14	
10	Jaylin Williams	f	5-13	0-4	6-7	2	10	12	3	16	2	2	1	2	32	
00	Stanley Umude	g	5-10	3-5	0-0	1	5	6	0	13	0	1	0	1	35	
01	JD Notae	g	13-26	2-8	2-2	0	1	1	2	30	8	5	1	1	37	
05	Au'Diese Toney	g	2-5	0-1	0-0	0	2	2	2	4	0	1	2	0	37	
04	Davonte Davis		0-1	0-0	5-7	0	2	2	1	5	2	0	0	0	31	
11	Chris Lykes		0-0	0-0	0-0	0	0	0	2	0	1	0	0	0	6	
20	Kamani Johnson		1-1	0-0	0-0	2	1	3	2	2	1	1	0	1	8	
Team						2	1	3								
Totals			28-58	5-18	14-17	8	24	32	13	75	14	12	5	5	200	
FG % 1st Half: 14-30			46.7%	2nd half: 14-28	50.0%	Game: 28-58	48.3%				Deadball					
3FG % 1st Half: 3-10			30.0%	2nd half: 2-8	25.0%	Game: 5-18	27.8%				Rebounds					
FT % 1st Half: 3-3			100.0%	2nd half: 11-14	78.6%	Game: 14-17	82.4%				2					

Officials: Rob Rorke,Chuck Jones,Doug Shows  
Technical fouls: Kentucky-None. Arkansas-None.  
Attendance: 19200

Score by periods	1st	2nd	Total
Kentucky	28	45	73
Arkansas	34	41	75

	In	Off	2nd	Fast	
Points	Paint	T/O	Chance	Break	Bench
UK	42	15	13	16	24
ARK	36	20	7	9	7

Last FG - UK 2nd-00:00, ARK 2nd-01:22.  
Largest lead - UK by 4 2nd-09:35, ARK by 13 1st-13:10.  
UK led for 07:30. ARK led for 29:46. Game was tied for 02:44.

Score tied - 5 times.  
Lead changed - 17 times.

# RAZORBACK SPEED CHART

\* - Will be granted an extra year of eligibility due to NCAA COVID ruling for the 2020-21 season



## STANLEY UMUDE

**0** F • Gr.Sr. • 6-6 • 210  
San Antonio, Texas || South Dakota

**Uh-Moo-Dey** Member of the Southeastern Conference Men's and Women's Basketball Leadership Council and Arkansas' SAAC ... Scored a season-high 31 at UGA, had 28 vs Vandy and 23 at Mizzou ... Graduated from South Dakota (Spring '21) - General Studies ... 3x, All-Summit League (1st tm in 2019 & '21 • 2nd in 2020).

Year	GP	GS	Min	Avg	FG	FGA	Pct	3FG	3FGA	Pct	FT	FTA	Pct	Off	Def	Tot	Avg	PF	FO	Ast	TO	Blk	Stl	Pts	Avg
2021-22	29	17	764	26.3	123	269	.457	36	99	.364	43	65	.662	38	97	135	4.7	63	2	29	46	23	32	325	11.2
CAREER	130	92	3392	26.1	666	1425	.467	137	394	.348	376	510	.737	106	578	684	5.3	284	5	212	230	114	87	1845	14.2

## CAREER HIGHS

PTS: 41 vs South Dakota State (12/12/20)  
REB: 14 (2x) last vs. Mount Marty (12/06/19)  
AST: 7 vs. North Dakota State (02/19/20)  
STL: 3 (8x) last at Florida (02/22/22)  
BLK: 4 (2x) last vs Denver (02/20/19)



## JD NOTAE

**1** G • Sr. • 6-2 • 190  
Covington, Ga. || Jacksonville

**No-Tay SEC Player of the Week (2/28)** ... 2021-22 preseason SEC 1st tm (coaches)/received votes for preseason SEC POY (media) ... 2021 National & SEC 6th Man of the Year ... **2nd in SEC in scoring** ... **19th in the NCAA in steals** ... 6 career Double-Doubles including a Triple-Double ... Was 2018 A-Sun Freshman of the Year and 2019 All-A-Sun

Year	GP	GS	Min	Avg	FG	FGA	Pct	3FG	3FGA	Pct	FT	FTA	Pct	Off	Def	Tot	Avg	PF	FO	Ast	TO	Blk	Stl	Pts	Avg
2021-22	28	27	933	33.3	194	458	.424	63	196	.321	83	109	.761	14	107	121	4.3	71	3	100	76	18	62	534	19.1
CAREER	120	79	3463	28.9	661	1604	.412	230	678	.339	321	434	.740	87	462	549	4.6	254	11	324	320	57	209	1873	15.6

## CAREER HIGHS

PTS: 40 vs Florida Memorial (11/21/18)  
REB: 14 Stetson (01/30/19)  
AST: 10 at Kennesaw State (01/09/19)  
STL: 7 Mercer (11/09/21)  
BLK: 4 vs Auburn (02/08/22)



## KHALEN "KK" ROBINSON

**2** G • So. • 6-0 • 180  
Little Rock, Ark.

Had surgery on his right foot on Jan. 10, 2021 and missed the rest of the 2020-21 season.  
Rated the 36th-best incoming freshman in the nation and the 7th-best combo guard by 247Sports.com

Year	GP	GS	Min	Avg	FG	FGA	Pct	3FG	3FGA	Pct	FT	FTA	Pct	Off	Def	Tot	Avg	PF	FO	Ast	TO	Blk	Stl	Pts	Avg
2021-22	16	2	79	4.9	7	25	.280	6	17	.353	1	3	.333	2	4	6	0.4	18	0	11	8	0	5	21	1.3
CAREER	27	2	171	6.3	16	46	.348	11	29	.379	7	11	.636	2	14	16	0.6	34	1	22	14	1	8	50	1.9

## CAREER HIGHS

PTS: 15 vs Mississippi Valley State (11/25/20)  
REB: 2 vs Mississippi Valley State (11/25/20)  
AST: 4 vs Lipscomb (12/05/20)  
STL: 1 vs Mississippi Valley State (11/25/20)  
BLK: 1 vs Oral Roberts (12/20/20)



## TREY WADE

**3** F • Gr.Sr. • 6-6 • 220  
Marietta, Ga. || Wichita State

Grad from Wichita State (Spring '21) - General Studies (sociology) ... Had double-double at Mizzou (12 & 1) ... 2-year starter at Wichita State & played a season each at UTEP and South Plains (TX) JC ... Last season, helped Wichita State win AAC title and earn an at-large bid to the NCAA tournament

Year	GP	GS	Min	Avg	FG	FGA	Pct	3FG	3FGA	Pct	FT	FTA	Pct	Off	Def	Tot	Avg	PF	FO	Ast	TO	Blk	Stl	Pts	Avg
2021-22	29	16	470	16.2	40	78	.513	8	21	.381	16	20	.800	28	41	69	2.4	27	0	20	17	12	7	104	3.6
CAREER	107	70	2217	20.7	259	577	.449	67	202	.332	75	133	.564	161	304	465	4.3	150	1	104	83	63	49	660	6.2

## CAREER HIGHS

PTS: 23 at Tulane (03/03/21)  
REB: 15 vs Oklahoma (12/14/19)  
AST: 5 (2x) last vs UCF (01/30/21)  
STL: 3 (4x) last vs Missouri (01/12/22)  
BLK: 4 FIU (01/13/18)



## DAVONTE "DEVO" DAVIS

**4** G • So. • 6-4 • 180  
Jacksonville, Ark.

On Arkansas' SAAC ... 2021-22 Preseason All-SEC 2nd tm (coaches & media) ... 1 of 20 national "Break-out Players" by Jon Rothstein ... Career-high 8 assists vs Charlotte ... Career-high 26 vs Oklahoma ... Tied career-highs in rebs vs Charlotte & at LSU ... Had a career-high five steals vs Auburn

Year	GP	GS	Min	Avg	FG	FGA	Pct	3FG	3FGA	Pct	FT	FTA	Pct	Off	Def	Tot	Avg	PF	FO	Ast	TO	Blk	Stl	Pts	Avg
2021-22	29	13	810	27.9	94	215	.437	18	59	.305	50	71	.704	37	85	122	4.2	78	1	87	53	0	30	256	8.8
CAREER	59	30	1526	25.9	203	444	.457	20	72	.278	84	116	.724	73	183	256	4.3	148	1	151	101	5	65	510	8.6

## CAREER HIGHS

PTS: 26 vs Oklahoma (12/11/21)  
REB: 8 (2x) last at LSU (01/15/22)  
AST: 8 (2x) last vs Charlotte (12/07/21)  
STL: 5 vs Auburn (02/08/22)  
BLK: 1 (3x) at Missouri (02/13/21)



## AU'DIESE TONEY

**5** G • Sr. • 6-6 • 205  
Huntsville, Pa. || Pittsburgh, Pa.

**Awe-Deece** Named **MVP of the 2021 Hall of Fame Classic** (16.0 ppg / 9.0 rpg) ... Among SEC top 10 in FT made, FT% and Off Rebs ... Played three seasons with at Pitt and has two years of eligibility at Arkansas ... **Scored his 1,000th career point at UGA** ... Posted double-doubles vs Mercer and Auburn.

Year	GP	GS	Min	Avg	FG	FGA	Pct	3FG	3FGA	Pct	FT	FTA	Pct	Off	Def	Tot	Avg	PF	FO	Ast	TO	Blk	Stl	Pts	Avg
2021-22	29	26	904	31.2	96	187	.513	6	21	.286	95	121	.785	67	87	154	5.3	52	0	23	38	12	19	293	10.1
CAREER	108	95	3206	29.7	360	807	.446	63	210	.300	273	390	.700	229	348	577	5.3	207	3	111	145	21	99	1056	9.8

## CAREER HIGHS

PTS: 27 vs Duke (01/28/20)  
REB: 14 at Syracuse (01/06/21)  
AST: 6 vs Drexel (11/28/20)  
STL: 4 (4x) last vs Wake Forest (03/10/20)  
BLK: 2 vs Saint Louis (11/21/18)



## JAYLIN WILLIAMS

**10** F • So. • 6-10 • 240  
Fort Smith, Ark.

Jon Rothstein: 1 of 20 Under-The Radar Break-Out Players AND 1 of 20 Glue Guys ... Team-best 44 charges drawn this season ... 8th NCAA in def rebs / 22nd in tot rebs ... **2x SEC co-Player of the Week** (1/24 & 2/21) ... Has 11 double-doubles (all within the last 15 gms)

Year	GP	GS	Min	Avg	FG	FGA	Pct	3FG	3FGA	Pct	FT	FTA	Pct	Off	Def	Tot	Avg	PF	FO	Ast	TO	Blk	Stl	Pts	Avg
2021-22	29	27	901	31.1	108	225	.480	13	52	.250	79	111	.712	46	234	280	9.7	75	1	79	52	35	41	308	10.6
CAREER	55	32	1301	23.7	141	294	.480	20	75	.267	102	142	.718	75	326	401	7.3	125	2	100	76	53	53	404	7.3

## CAREER HIGHS

PTS: 22 at Alabama (02/12/22)  
REB: 16 vs Tennessee (02/19/22)  
AST: 7 vs UNI (11/17/21)  
STL: 6 vs Texas A&M (01/22/22)  
BLK: 4 vs LSU (02/27/21)



## CHRIS LYKES

**11** G • Gr.Sr. • 5-7 • 160  
Mitchellville, Md. || Miami (Fla.)

**"LIKES"** 4th in the SEC in FT Pct ... #20 returning player in college basketball (Andy Katz) ... #51 on CBSSports Top 100 & 1 returning players for '21-22 ... 1 of 30 Impact Transfers (Jon Rothstein) ... **2021 Hall of Fame Classic All-Tourney** ... 2x led Miami & ranked among the ACC top 10 in scoring.

Year	GP	GS	Min	Avg	FG	FGA	Pct	3FG	3FGA	Pct	FT	FTA	Pct	Off	Def	Tot	Avg	PF	FO	Ast	TO	Blk	Stl	Pts	Avg
2021-22	29	2	541	18.7	64	185	.346	21	74	.284	87	101	.861	7	27	34	1.2	51	1	49	32	1	26	236	8.1
CAREER	121	70	3150	26.0	483	1201	.402	186	550	.338	340	426	.798	34	188	222	1.8	265	2	300	240	11	126	1492	12.3

## CAREER HIGHS

PTS: 28 (2x) last at Illinois (12/02/19)  
REB: 6 vs Loyola-Chicago (03/15/18)  
AST: 9 at Virginia Tech (03/08/19)  
STL: 5 vs Temple (12/19/17)  
BLK: 2 vs Florida State (01/18/20)



## CHANCE MOORE

**13** G • Fr. • 6-5 • 195  
Brookhaven, Ga.

A four-star recruit ... Rated 84th nationally by ESPN and 93rd by 247Sports Composite ... Ranked as the #16 small forward in the nation by ESPN and #21 shooting guard by 247Sports Composite ... Was #4 overall prospect in Georgia by ESPN and #6 by 247Sports Composite.

Year	GP	GS	Min	Avg	FG	FGA	Pct	3FG	3FGA	Pct	FT	FTA	Pct	Off	Def	Tot	Avg	PF	FO	Ast	TO	Blk	Stl	Pts	Avg
2021-22	4	0	8	2.0	2	4	.500	1	2	.500	0	0	.000	1	2	3	0.8	2	0	0	0	0	0	5	1.3

## CAREER HIGHS

PTS: 3 at Georgia (02/02/22)  
REB: 2 vs Missouri (01/12/22)  
AST: --  
STL: --  
BLK: --



## JAXSON ROBINSON

**14** G • So. • 6-6 • 185  
Ada, Okla. || Texas A&M

Has started four straight and set various career highs in three ... Transfer from Texas A&M's (played in 14 of 18 games with four starts as a frosh) ... Was a top 50 recruit of 2021 class but reclassified to the 2020 signing class.

Year	GP	GS	Min	Avg	FG	FGA	Pct	3FG	3FGA	Pct	FT	FTA	Pct	Off	Def	Tot	Avg	PF	FO	Ast	TO	Blk	Stl	Pts	Avg
2021-22	14	4	158	11.3	18	48	.375	13	41	.317	3	3	1.000	5	15	20	1.4	11	0	7	6	4	1	52	3.7
CAREER	28	8	295	10.5	29	79	.367	21	69	.304	3	4	.750	9	26	35	1.3	21	0	11	11	5	4	82	2.9

## CAREER HIGHS

PTS: 14 vs Elon (12/21/21)  
REB: 7 (2x) last at Miss State (12/29/21)  
AST: 3 vs Vanderbilt (01/04/22)  
STL: 1 (4x) last vs Little Rock (12/04/21)  
BLK: 1 (4x) last vs Vanderbilt (01/04/22)



## KAMANI JOHNSON

**23** F • R-Jr. • 6-7 • 235  
Brooklyn, N.Y. || Little Rock

Sat-out last season at Arkansas as transfer from UALR ... A third team 2020 All-Sun Belt in 2019 ... Led the Sun Belt and ranked 26th nationally in free throw attempts in 2019-20 and ranked 49th in the NCAA in free throws made (144) ... Avg 8 minutes in his 9 games played but is 17-of-26 at the FT line in limited action.

Year	GP	GS	Min	Avg	FG	FGA	Pct	3FG	3FGA	Pct	FT	FTA	Pct	Off	Def	Tot	Avg	PF	FO	Ast	TO	Blk	Stl	Pts	Avg
2021-22	20	1	159	8.0	17	25	.680	0	0	.000	18	33	.545	26	32	58	2.9	29	0	7	16	8	3	52	2.6
CAREER	78	44	1538	19.7	168	312	.538	0	2	.000	195	296	.659	171	224	395	5.1	213	10	112	124	36	40	531	6.8

## CAREER HIGHS

PTS: 32 at Arkansas State (02/22/20)  
REB: 16 at Arkansas State (02/22/20)  
AST: 6 vs Appalachian State (02/01/20)  
STL: 3 vs Arkansas State (02/02/19)  
BLK: 3 vs Elon (12/21/21)



## CONNOR VANOVER

**23** F • Jr. • 7-3 • 215  
Little Rock, Ark. || California

Started 10 games this season and Arkansas is 9-1 in such contests ... Scored a season-high 19 in the opener vs Mercer, adding a season-high seven rebounds ... Was 1 of 3 in the NCAA in 2020-21 to post 50 BLKS and 20 3's made ... At least seven rebounds in 9x last year and at least 3 BLKS 8x.

Year	GP	GS	Min	Avg	FG	FGA	Pct	3FG	3FGA	Pct	FT	FTA	Pct	Off	Def	Tot	Avg	PF	FO	Ast	TO	Blk	Stl	Pts	Avg
2021-22	15	10	115	7.7	22	51	.431	1	13	.077	14	17	.824	12	19	31	2.1	4	0	4	3	9	2	59	3.9
CAREER	72	52	1089	15.1	175	383	.457	52	163	.319	50	62	.806	60	185	245	3.4	79	2	23	42	95	22	452	6.3