

ARKANSAS RAZORBACKS

MBB SID: Mike Cawood
EMAIL: tmcaawood@uark.edu
CELL: 479-236-2090

ARKANSAS RAZORBACKS AT 2022 NCAA TOURNAMENT
WEST REGION - ELITE 8: MAR. 26, 2022 • SATURDAY • 7:49 PM (CT) • SAN FRANCISCO, CALIF. • CHASE CENTER (18,064)



2021-22 SCHEDULE / RESULTS

Date	Day	ARK RANK AP/COACH	OPPONENT Rank AP/Coach	Television	Time (CT)/Result
Nov. 9	Tues	#16/15	MERCER	SECN+	W 74 61
Nov. 13	Sat	#16/15	GARDNER-WEBB	SECN+	W 86 69
Nov. 17	Wed	#16/15	NORTHERN IOWA	SECN+	W 93 80
Nov. 22	Mon	#13/12	vs. Kansas State *	ESPNEWS	W 72 64
Nov. 23	Tues	#13/12	vs. Cincinnati *	ESPN2	W 73 67
Nov. 28	Sun	#13/12	Penn	SEC Network	W 76 60
Dec. 1	Wed	#10/9	CENTRAL ARKANSAS	SECN Plus	W 97 60
Dec. 4	Sat	#10/9	LITTLE ROCK	SEC Network	W 93 78
Dec. 7	Tues	#12/10	CHARLOTTE	SEC Network	W 86 66
Dec. 11	Sat	#12/10	vs. RV/RV Oklahoma @	ESPN2	L 66 88
Dec. 18	Sat	#24/19	vs. HOFSTRA &	--	L 81 89
Dec. 21	Tues	RV/RV	ELON	SEC Network	W 81 55
Dec. 29	Wed	-/RV	at Mississippi State *	SEC Network	L 68 81
Jan. 4	Tues	-/RV	VANDERBILT *	SEC Network	L 74 75
Jan. 8	Sat	-/RV	at Texas A&M *	SEC Network	L 81 86
Jan. 12	Wed		MISSOURI *	SEC Network	W 87 43
Jan. 15	Sat		at #12/12 LSU *	ESPN2	W 65 58
Jan. 18	Tues		SOUTH CAROLINA *	SEC Network	W 75 59
Jan. 22	Sat	RV/RV	TEXAS A&M *	SEC Network	W OT 76 73
Jan. 26	Wed		at Ole Miss *	SEC Network	W 64 55
Jan. 29	Sat		WEST VIRGINIA %	ESPN2	W 77 68
Feb. 2	Wed	RV/RV	at Georgia *	ESPNU	W 99 73
Feb. 5	Sat	RV/RV	MISSISSIPPI STATE *	SEC Network	W 63 55
Feb. 8	Tues	RV/RV	#12 AUBURN *	ESPN2	W OT 76 73
Feb. 12	Sat	RV/RV	at RV/RV Alabama *	SEC Network	L 67 68
Feb. 15	Tues	#23/24	at Missouri *	SEC Network	W 76 57
Feb. 19	Sat	#23/24	#16/13 TENNESSEE *	ESPN	W 58 48
Feb. 22	Tues	#18/18	at Florida *	ESPN2	W 82 74
Feb. 26	Sat	#18/18	#6/3 KENTUCKY *	CBS	W 75 73
Mar. 2	Wed	#14/15	RV/- LSU *	ESPN2	W 77 76
Mar. 5	Sat	#14/15	#13/13 at Tennessee *	ESPN	L 74 78
Mar. 11	Fri	#15/16	vs (#5 seed) LSU (Quarter) ^	ESPN	W 79 67
Mar. 12	Sat	#15/16	vs (#8 seed) Texas A&M (Semi) ^	ESPN	L 64 82
Mar. 17	Thur	#17/18	vs RV/RV (#13 seed) Vermont !	TNT	W 75 71
Mar. 19	Sat	#17/18	vs (#12 seed) New Mexico State !	TNT	W 53 48
Mar. 24-26		#17/18	vs #1/1 (#11 seed) Gonzaga ~	CBS	W 74 68
Mar. 26	Sat	#17/18	vs #9/10 (#2 seed) Duke ~	TBS	7:49 pm
Apr. 2-4	Sat-Mon		NCAA Final Four (New Orleans - Mercedes-Benz Superdome)		

* - SEC game // ^ Hall of Fame Classic (Kansas City, Mo. - T-Mobile Center) // @ - Tulsa, Okla. (BOK Center) & - North Little Rock (Simmons Bank Arena) // % = SEC-Big 12 Challenge
^ - SEC Tournament (Tampa, Fla. - Amalie Arena) // ! - NCAA 1st & 2nd Rds (Buffalo, NY - KeyBank Center)
~ - NCAA West Regional (San Francisco, Calif. - Chase Center)



Won the Hall of Fame Classic defeating Kansas State (72-64) and Cincinnati (73-67)



Defeated West Virginia (77-68) in the SEC-Big 12 Challenge



OVERALL SEC 28-8 13-5

#17/18 (#4 SEED) ARKANSAS RAZORBACKS

Eric Musselman (San Diego '87)
at UA: 73-27 (3rd) Collegiate: 183-61 (7th)



OVERALL ACC 31-6 6-4

#9/10 (#2 SEED) DUKE BLUE DEVILS

Mike Krzyzewski (Army '69)
at Duke: 1,128-308 (42nd) Career: 1,201-367 (47th)

- GAME COVERAGE -

TELEVISION: TBS

Jim Nantz (PxP) // Bill Raftery (Analyst) // Grant Hill (Analyst) // Tracy Wolfson (Reporter)

RADIO: LEARFIELD RAZORBACK SPORTS NETWORK

Chuck Barrett (PxP) // Matt Zimmerman (Analyst)

SATELLITE RADIO: WESTWOOD ONE NATIONAL BROADCAST

Sirius: 136 // XM: 2023 // Online Channel: 966

NATIONAL RADIO: WESTWOOD ONE

Ryan Radtke (PxP) // Steve Lavin (Analyst)

ONLINE:

NCAA GAME CENTER: STATS AND STREAM

At the NCAA Tournament

- Arkansas earns its 35th NCAA bid and 2nd straight. (full history on last page)
- Arkansas is making its 11th NCAA Elite appearance and second straight.
- ^ This is the first time Arkansas has made consecutive Elite 8 berths since winning the national title in 1994 and finishing runner-up in 1995.
- ^ LAST YEAR: Arkansas advanced to the NCAA Elite 8 before falling to eventual national champion Baylor.
- The Razorbacks own a 48-33 all-time record in NCAA action.
- This is the sixth time in program history Arkansas has earned a No. 4 seed and the 13th time to be among the top-4 seeds since the NCAA began its current seeding process for the 1979 championship.
- ^ The previous #4 seeds came in 1999, 1993, 1990, 1983 and 1982.
- Arkansas is 6-4 in NCAA Tournament Elite 8 games.

Versus Duke

- This will be the fourth time Arkansas and Duke have met. Arkansas owns a 2-1 advantage and are 1-1 versus the Blue Devils in the NCAA Tournament.
- ^ Duke defeated the Razorbacks, 97-83, in the 1990 Final Four in Denver.
- ^ Arkansas defeated Duke, 76-72, in the 1994 NCAA title game thanks to "The Shot" by Scottie Thurman - a 3-pointer with 50 seconds left and the shot clock hitting zero as the ball was in the air for a 73-70 lead.

SPEAKING OF BIG NCAA SHOTS...

- Arkansas assistant coach Keith Smart hit one of the biggest shots in the NCAA history as his jumper from the left corner with four seconds left gave Indiana a 74-73 win over Syracuse in the 1987 NCAA Championship (in New Orleans or all places). Smart was named the tournament's Most Outstanding Player.
- That was the last time Smart was on the floor with an NCAA team in the tournament ... until this year, helping the Hogs to the Elite 8.

Another Tough Offensive Matchup

- For the second straight game, Arkansas will be facing one of the top statistical teams in the country ... Stat and NCAA Rank
- | | | |
|-----------------|----------------------|-------------------|
| Scoring Offense | Zags: 87.8 ppg / 1st | Duke: 80.2 / 8th |
| Scoring Margin | Zags: +21.8 / 1st | Duke: 12.8 / 8th |
| Field Goal Pct | Zags: .526 / 1st | Duke: .492 / 4th |
| 3PT% | Zags: .374 / 24th | Duke: .370 / 34th |
| Assist/TO Ratio | Zags: 1.60 / 5th | Duke: 1.63 / 3rd |
| Blocked Shots: | Zags: 5.9 / 6th | Duke: 5.7 / 8th |

Notes From Gonzaga Win

- Arkansas became the first team to ever beat an AP #1 team in the regular season (vs Auburn on Feb 8) and defeat the AP #11 (overall #1 seed Gonzaga) in the NCAA Tournament (ESPN Stats).
- Also, no men's college basketball team had beaten two different No. 1

AT THE NCAA TOURNEY

(full NCAA Tourney history on p. 58)

Overall: 48-33
1st Rd: 18-8
2nd Rd: 11-10
Sweet 16: 8-5
Elite 8: 6-4
Final Four Semifinal: 2-4
Final Four Championship: 1-1
Consolations: 2-1

SEED HISTORY

(since current seed process in 1979)

SEED	Years	Record
1	1994, 1991	9-1
2	1995, 1984, 1979	7-3
3	2021, 1992	4-2
4	2022, 1999, 1993, 1990, 1983, 1982	11-6
5	2015, 1989, 1981	4-3
6	1998	1-1
7	2018, 2001	0-2
8	2017, 2006	1-2
9	2008, 2000, 1985	2-3
10	1980	0-1
11	1988	0-1
12	2007, 1996	2-2

VS DUKE:

OVERALL (ARK-OPP) 2-1
Neutral: (ARK-OPP) 2-1

SERIES HISTORY:

03/31/90 7/15 L 97-83 *N (Denver)
11/21/90 2/6 W 98-88 N (New York)
04/04/94 2/6 W 76-72 #N (Charlotte)
* - 1990 Final Four
- 1994 NCAA Championship Game

NCAA STAT COMPARISON

76.1	50th	Scoring Off.	80.2	8th
68.0	137th	Scoring Def.	67.4	122nd
+8.1	46th	Scoring Margin	+12.8	8th
.434	2140th	F6%	.492	4th
.409	45th	F6% Def.	.417	94th
.304	320th	3PT%	.370	34th
6.3	278th	3PT Made/Gm	8.1	108th
.324	1170th	3PT% Def.	.319	87th
.757	42nd	FT%	.738	99th
+3.2	81st	Reb. Margin	+4.2	55th
13.9	111th	Assists/Gm	16.8	10th
1.13	110th	A/TO Ratio	1.63	3rd
+2.6	41st	TO Margin	+0.5	154th
4.1	72nd	Blocks/Gm	5.7	8th
7.6	69th	Steals/Gm	6.4	197th
16.9	194th	Fouls/Gm	13.5	9th



- ALL-AMERICAN
- Sporting News
- Field of 68
- College Hoops Today
- Dick Vitale
- 1ST TEAM ALL-SEC (Coaches and Media)
- National & SEC Player of the Week (2/28)



- ALL-GLUE TEAM
- Seth Davis/The Athletic
- ALL-SEC (1st Coaches/2nd Media)
- SEC ALL-DEFENSIVE TEAM
- 2x SEC Player of the Week

THE RAZORBACKS

No.	Name		Pos.	Yr.	Ht.	Wt.	Hometown	High School / Previous School	Span	Reach	Vertical	Vertical
0	Stanley Umude	Uh-Moo-day	G	Gr.Sr.	6-6	210	San Antonio, Texas	Warren HS / South Dakota	6' 10"	8' 6"	35"	42"
1	JD Notae	No-Tay	G	☀Sr.	6-2	190	Covington, Ga.	Newton HS / Jacksonville	6' 6.5"	8' 0"	33"	42"
2	Khalen "KK" Robinson	Kay-lin	G	☀So.	6-0	180	Little Rock, Ark.	Oak Hill (Va.) Academy	6' 7"	8' 0"	31"	37"
3	Trey Wade		F	Gr.Sr.	6-6	225	Marietta, Ga.	South Cobb HS / Wichita State	6' 11"	8' 7"	31.5"	38"
4	Davonte "Devo" Davis		G	☀So.	6-4	185	Jacksonville, Ark.	Jacksonville HS	6' 7"	8' 3"	30	35"
5	Au'Diese Toney	Awe-Deece	G	☀Sr.	6-6	205	Huntsville, Ala.	Trinity Christian (N.C.) Academy / Pittsburgh	6' 8"	8' 5"	34.5"	40.5"
10	Jaylin Williams		F	☀So.	6-10	240	Fort Smith, Ark.	Fort Smith Northside HS	7' 1.5"	9' 0"	26"	35"
11	Chris Lykes	"Likes"	G	Gr.Sr.	5-7	160	Mitchellville, Md.	Gonzaga College (D.C.) HS / Miami	5' 11"	7' 1"	34"	45"
13	Chance Moore		G	Fr.	6-5	190	Brookhaven, Ga.	McEachern HS	6' 9"	8' 8.5"	29"	37"
14	Jaxson Robinson		G	☀So.	6-6	190	Ada, Okla.	Ada HS / Texas A&M	7' 0"	8' 7"	30"	33.5"
20	Kamani Johnson	Kuh-ma-Nee	F	R-Jr.	6-7	230	Brooklyn, N.Y.	Holy Spirit (Ga.) Prep School / Little Rock	6' 10"	8' 9"	29"	35"
21	Cade Arbogast	Are-Bo-gast	G	So.	6-3	170	Concord, Calif.	De La Salle HS / Lane (Ore.) CC	6' 3"	8' 0"	26"	31"
23	Connor Vanover		F	☀Jr.	7-3	225	Little Rock, Ark.	Findlay (Nev.) Prep / California	7' 5.5"	9' 10"	21"	24.5"
45	Lawson Blake		F	Fr.	6-10	225	Fayetteville, Ark.	Fayetteville HS / Link Year Prep (Mo.)	6' 6"	8' 7"	31.5"	38"

*** - WILL BE GRANTED AN EXTRA YEAR OF ELIGIBILITY BY THE NCAA DUE TO COVID in 2020-21**

Head Coach: Eric Musselman (San Diego, 1987)

Assistant Coach: Clay Moser (Wisconsin-La Crosse, 1987)

Assistant Coach: Gus Argenal (UC Davis, 2004) • pronounced *Are-GIN-nall*

Assistant Coach: Keith Smart (Indiana, 1995)

Director of Operations: Anthony Ruta (Arizona State, 2012) • pronounced *ROO-tah*

Director of Recruiting/Asst. Dir. of Operations: Michael Musselman (San Diego, 2018)

Head Athletic Trainer: Matt Townsend (Idaho, 2017)

Graduate Assistants: Caleb Cline (South Dakota, 2020) • Raheem Martin (Greensboro College, 2016) • Jake Alburtus (Western Michigan, 2020) • Markus Black (Florida A&M, 2010) • Sam Little (Texas, 2020) • Ty McHone (Charlotte, 2019) • Trey Smith (Findlay, 2020) • Camden Taylor (North Carolina A&T, 2019)

Director of Scouting and Analytics: Hays Myers (LSU, 2016)

Director of Player Development: Mike Ekanem (Texas Lutheran, 2005) • pronounced *EE-con-EM*

Director of Internal Operations: Riley Hall (Arkansas, 2016)

Recruiting Coordinator: Ronnie Brewer Jr. (Arkansas, 2015)

Asst. Director for Basketball Operations: Jon Blake (Arkansas, 2015)

Head Strength Coach: Dave Richardson (Louisiana-Monroe, 1989)



0 • Stanley UMUDE

South Dakota '21 • General Studies
2nd Undergrad: Arts & Sciences



1 • JD NOTAE

Recreation and Sport Management



2 • Khalin "KK" ROBINSON

Recreation and Sport Management



3 • Trey WADE

Wichita State '21 • General Studies
Master's in Adult & Lifelong Learning



4 • Davonte "Devo" DAVIS

Recreation and Sport Management



5 • Au'Diese TONEY

Communications



10 • Jaylin WILLIAMS

Recreation and Sport Management



11 • Chris LYKES

Miami '21 • Sport Admin/Marketing
2nd Undergrad: Arts & Sciences



13 • Chance MOORE

Recreation and Sport Management



14 • Jaxson ROBINSON

Arts and Sciences



20 • Kamani JOHNSON

Communications



21 • Cade ARBOGAST

Communications



23 • Connor VANOVER

Communications



45 • Lawson BLAKE

Exercise Science

CLICK NAME
TO LISTEN TO
HOGPODS

JD NOTAE

JAYLIN WILLIAMS

STANLEY UMUDE

DEVO DAVIS

CHRIS LYKES

AU'DIESE TONEY



Eric MUSSELMAN
Head Coach



Clay MOSER
Assistant Coach



Gus ARGENAL
Assistant Coach



Keith SMART
Assistant Coach



Anthony RUTA
Director of Basketball Operations



Hays MYERS
Director of Scouting & Analytics



Michael MUSSELMAN
Dir. of Recruiting/Asst. Dir. Ops



Riley HALL
Director of Internal Operations



Mike EKANEM
Dir. of Player Development



Ronnie BREWER Jr.
Recruiting Coordinator

ABOUT ARKANSAS

Location.....Fayetteville, Ark.
Enrollment.....27,559
Founded.....1871
Colors.....Cardinal (PMS 201) and White
Nickname.....Razorbacks
Conference.....Southeastern (SEC)
System President.....Dr. Donald R. Bobbitt (Arkansas, 1980)
Interim Chancellor ...Dr. Charles F. Robinson (Houston, 1987)
Vice Chancellor / AD.....Hunter Yurachek (Guilford, 1990)
Faculty Representative.....Gerald Jordan (Arkansas, 1970)
Deputy AD/MBB Admin....Clayton Hamilton (Arkansas, 1994)
Arena (Capacity).....Bud Walton Arena (19,200)

HISTORY

First Year of Basketball.....1923-24
Seasons.....99th
Head Coaches.....13
Overall Conference Championships.....24 (2 SEC, 22 SWC)
NCAA Tournament Record / App.....45-33 (.577) / 34
NIT Record / App.....6-5 / 4
SEC Tournament Record.....29-28

teams from the AP poll in the same season since 1992-93 when Georgia Tech beat Duke and North Carolina in the same season. (Both regular-season games.)

- Arkansas becomes the 16th #4 seed to defeat a #1 seed in the Sweet 16 and the first since Michigan State beat Virginia in 2014 (NCAA).
- Arkansas forced 15 turnovers but only committed eight. Arkansas had six blocked shot compared to three by Gonzaga. The Bulldogs entered the game #6 in the NCAA in blocked shots per game (5.9).
- Arkansas is 22-1 this year when leading at the half and 55-3 in the Eric Musselman era.
- JD Notae led the team in scoring (21), assists (6), steals (3) and blocked shots (2) while adding six rebounds. He is the first Hog in at least 25 years to get at least 21 points, 6 rebounds, 6 assists, 3 steals and 2 blocks in a game.
- Trey Wade was 3-of-4 from 3-point range. The 3 triples are his most in a Razorback uniform. His seven rebounds ties for his second-most rebounds as a Razorback.

Chris Lykes made two free throws with 15 seconds left. He is now 46-of-49 (.939) at the line inside the final three minutes and overtime.

Kamani Johnson was the first sub off the bench for the second time. Arkansas is 2-0 in those games beating #1 Auburn and #1 Gonzaga.

Record Set, Top 10 Attained

- With 12 rebounds, Jaylin Williams has 354 for the season to become the school's single-season leader. Derek Hood previously held the mark at 347 in 1999.
- JD Notae enters the school's single-season top 10 for scoring with 646 points.

Home Sweet Home

- San Francisco is 1,843 miles from Fayetteville but the Bay Area is/for was home to several Razorbacks.
- **Moses Moody** – the program's first one-and-done and an NBA Lottery pick – is in his rookie season playing in the Chase Center with the Golden State Warriors.
- **Head coach Eric Musselman** spent eight years living in the Bay area.
 - 2002-04 • Head coach of the Sacramento Kings
 - 2006-07 • Head coach of the Golden State Warriors
 - 2007-10 • Working as a radio/TV analyst (2007-10)
 - Both his sons – Michael and Matthew – grew up in the area and attended Monte Vista HS (Danville, Calif.). Oldest son **Michael** is on the Razorback staff as Director of Recruiting/Asst Dir of Operations.
- **Assistant coach Keith Smart** spent 10 years coaching the Sacramento Kings and Golden State Warriors, In fact, his "home-base" is still Dublin, Calif., (east of Oakland) where he still owns a home.
 - 2003-10 • Assistant coach of the Golden State Warriors
 - 2010-11 • Head coach of the Golden State Warriors
 - 2011 • Assistant coach of the Sacramento Kings
 - 2011-13 • Head coach of the Sacramento Kings
- **Assistant coach Clay Moser**
 - 2002-03 • Assistant coach of the Golden State Warriors
 - 2006-07 • Assistant coach of the Sacramento Kings
- **Assistant coach Gus Argenal**
 - A native of Concord, Calif., and attended De La Salle HS) ... His brother, Justin was head coach at De La Salle HS for five years and is now head coach at Dominican University (San Rafael, Calif.)
 - Gus and his wife, the former Hannah Turner, played basketball at UC Davis (2001-04).
- **Recruiting coordinator Ronnie Brewer**
 - A Razorback All-American and 2006 NBA first-round pick who played nine seasons in the NBA.
 - His 10th and final season of professional basketball was with the Santa Cruz Warriors.
- **Sophomore guard Cade Arbogast**
 - A native of Concord, Calif., and attended De La Salle HS - playing for Gus' brother Justin.
 - Came to Arkansas as a walk-on but earned a scholarship over the Christmas break.

Most Wins Among SEC Since Muss Arrival

- Since Eric Musselman's arrival, Arkansas leads the SEC in overall wins (72) and overall home wins (47) while ranking second in SEC home wins (21) and third in SEC regular-season only wins (33). **Totals are thru Mar. 24**

OVERALL WINS	SEC ONLY WINS	OVERALL HOME WINS	SEC HOME WINS
ARK 73	UK 37	ARK 47	LSU 22
AUB 66	AUB 34	LSU 41	ARK 21
LSU 62	ARK 33	AUB 40	UK 21
TENN 62	BAMA 33	TENN 40	AUB 21
BAMA 61	TENN 33	UK 39	BAMA 20
UK 60	LSU 32	MS ST 37	TENN 20
MS ST 56	FLA 29	BAMA 35	MS ST 18
FLA 54	MS ST 27		FLA 17

Arkansas Vs. #1; Historic Win over Gonzaga

- **Arkansas became the first team to ever beat an AP #1 team in the regular season (vs Auburn on Feb 8) and defeat the AP #1! (overall #1 seed Gonzaga) in the NCAA Tournament (ESPN Stats).**
 - **^ Also, no men's college basketball team had beaten two different No. 1 teams from the AP poll in the same season since 1992-93 when Georgia Tech beat Duke and North Carolina in the same season (both regular-season games)**
- **Arkansas is 3-11 all-time when playing the #1 team in the nation.**
 - **^ Arkansas is 1-5 vs nation's top-ranked team in the NCAA tournament:**
 - Defeated #1 Gonzaga in the 2022 Sweet 16, 74-68
 - Losses came to North Carolina (2008 2nd Rd) • UMass (1996 Sweet 16) • UCLA (1995 NCAA Championship Game) • Indiana State (1979 Elite 8) • Kentucky (1978 Final Four)
 - **^ OVERALL:** Arkansas is 1-2 at home • 0-2 on the road • 2-7 in neutral site games.
 - Arkansas has been ranked in 9 of the 14, including five times at #6 or better.
- **The three wins vs #1:**
 - **1984 – 65-64 vs a Michael Jordan-led North Carolina team in Pine Bluff, Ark.**
 - **2022 - 76-73 (ot) vs Auburn before a Bud Walton record crowd**

ARKANSAS SPURTABILITY

- **Mercer:** Went on an **18-3** over an eight-minute span to claim a 74-61 victory.
- **Gardner-Webb:** Went on a **14-0** run and ultimately **out-scored GWU 29-5** to put the Hogs up 18 (44-26).
- **Northern Iowa:** Went on a **21-5** run over the final 4:10 to give Arkansas the 13-point win. Specifically, **Arkansas was down one (79-78 with 3:13 left) before going on a 13-0 run for a 90-78 cushion with 50 seconds left.**
- **Kansas State:** Arkansas did not have a double-digit run, but had an 8-0 run and a 7-0 run as part of an **overall 26-9** run over 10:29.
- **Penn:** Went on a **22-6** run over 7:14, spanning 3:04 in the first half to 15:50 of the second.
- **UCA:** Had an **11-0 run in the first half and started the second half with another 11-0 run.** Then, midway through the second half, had a **20-2 run** (including runs of 8-0 and 12-0) to put the game out of reach.
- **Charlotte:** In the first half and the game tied 14-14, went on a **17-4 run** (including a 9-0 spurt). In the second half, outscored Charlotte **13-2 (including a 10-0 run) to close the game.**
- **Elon:** Down five, Arkansas **closed the first half with 17-0** run to lead 38-26. In the second half, went on a **16-2 run** (to lead by 30) and had a 13-2 run.
- **Mizzou:** Arkansas **opened the game with a 26-3** run (with a 19-0 run) and **closed the first half on a 19-6 run.**
- **at LSU:** The Tigers took its largest lead (56-48 with 9:01 left), before Arkansas **closed the game with a 17-2 run.** First, the Hogs had a 10-0 run to lead by two. LSU tied the game (58-58) with a dunk at 2:17. Arkansas then scored the final seven points of the game for the win.
- **S Car:** Down 7 at halftime, Arkansas **opened the second half with an 18-1 run** (13-0 run on the back-end).
- **TX A&M:** **Opened the game with a 20-4 run** including a 10-0 run to cap the spurt.
- **at Ole Miss:** Up three with 11:51 left, Arkansas went on a **15-2 run** (including a 13-0 spurt) to lead by 16 with 4:26 left.
- **West Va:** Started the game with a 16-5 run. Used **14-4 run early in the second half to take largest lead of 19.** Its best run of 8-0 came after WVU turned the 19-pt deficit to 5.
- **at Georgia:** Arkansas' best scoring run was just 8-0. However, down 4 (43-39), **Arkansas closed the first half with a 14-4 run** to lead 53-47 at the break. The Hogs **opened the second half with a 12-2 run.** Spanning 13:41 (end of 1st and start of 2nd), **Arkansas out-scored the Bulldogs 41-14 to lead by 23.**
- **Auburn:** Down 4 (11-7), Arkansas went on a **20-4 run** to lead by 12. **From 2:28 in the 2nd through OT, Arkansas out-scored Auburn 21-12.**
- **at Alabama:** Arkansas was down 10 in the 1st and used a 9-0 run, holding Alabama scoreless for 5:01. **Down 13, Arkansas went on a 13-1 run** (10 pts by Jaylin Williams) to trail 61-60 with 4 minutes to play.
- **at Mizzou:** **Jumped out to a 19-4 lead (including a 15-0 run).** After Mizzou cut a 20-pt deficit to 11 with 6:40 to play, the Hogs put the game away with a **17-7 run** to lead by 21 with 47 ticks left.
- **Tennessee:** In a back-and-forth game, there was no double-double run by either team. However, down one with 8:19 left, the best run of the game was **Arkansas' 7-0 run as part of an 11-1 spurt** and the Hogs never looked back.
- **Kentucky:** UK scored the game's first points before Arkansas **decided off 15 straight** to lead 15-2.
- **at Tennessee:** Down 23 (18:33 left), went on a **14-2 run** to get to within 11. Down 19 (8:44 left), went on a **24-7 run, ending on an 11-1 spurt** to get to with 2 with 16 ticks left.
- **vs LSU (SEC):** Down 3 with 22 second left in the first half, Chris Lykes made four straight free throws, got a steal and hit a jumper at the buzzer for **6-straight.** The Hogs opened the second half with a **13-0 run. Overall, the Hogs has a 19-0 run** to lead 42-26 and never looked back.
- **vs Vermont (NCAA):** Arkansas had two 9-0 runs but, down 1 with 9:47 left, the Hogs used an **8-2 run** to take a lead it would not relinquish.
- **vs NM State (NCAA):** Down 2 at 9:21 in the 1st half, went on a **19-4 run (including a 10-0 spurt).** Down 1 with 8:06 left, Used a **12-3 run (including a 9-0 spurt to start)** to lead by 8 with 5:24 left.
- **vs Gonzaga (NCAA):** Down 8 (its largest deficit), Arkansas closed the first half on a **13-2 run (including a 9-0 run to start)** to lead by three at the break.

2021-22 MISCELLANEOUS STATS

DOUBLE-FIGURE SCORING GAMES

Player	17-18	18-19	19-20	20-21	21-22	Career
Davis	NA	NA	NA	14	14	28
Johnson	NA	5	15	RS	1	21
Lykes	16	27	21	2*	12	78
Moore	NA	NA	NA	NA	-	-
Notae	23	24	RS	21	34	102
J. Robinson	NA	NA	NA	0	1	1
K. Robinson	NA	NA	NA	1	-	1
Toney	NA	9	14	12	18	53
Umude	0	19	28	24	19	90
Vanover	NA	9	RS	7	2	18
Wade	9	JC	9	3	4	25
Williams	NA	NA	NA	1	21	22

20+ POINT SCORING GAMES

Player	17-18	18-19	19-20	20-21	21-22	Career
Davis	NA	NA	NA	1	1	2
Johnson	NA	0	3	RS	-	3
Lykes	0	10	6	1*	2	19
Notae	7	8	RS	5	12	32
Toney	NA	1	2	3	2	8
Umude	0	8	9	14	6	37
Vanover	NA	1	RS	1	-	2
Wade	1	JC	1	1	-	3
Williams	NA	NA	NA	0	1	1

30+/40+ POINT SCORING GAMES

Player	17-18	18-19	19-20	20-21	21-22	Career
Johnson	NA	0/0	2/0	RS	0/0	2 / 0
Notae	1/0	1/1	RS	0/0	3/0	5 / 1
Umude	0/0	1/0	0/0	5/1	1/0	7 / 1

3+ THREE-POINTERS IN A GAME

Player	17-18	18-19	19-20	20-21	21-22	Career
Davis	NA	NA	NA	1	1	2
Lykes	5	10	6	1*	3	25
Notae	7	11	RS	7	10	35
J. Robinson	NA	NA	NA	0	2	2
K. Robinson	NA	NA	NA	1	-	1
Toney	NA	0	1	1	-	2
Umude	0	1	2	5	9	17
Vanover	NA	1	RS	1	-	2
Wade	1	JC	2	1	1	5

DOUBLE FIGURE REBOUNDING GAMES

Player	17-18	18-19	19-20	20-21	21-22	Career
Johnson	NA	1	6	RS	-	7
Notae	2	3	RS	0	1	6
Toney	NA	1	1	2	4	8
Umude	0	4	5	5	-	14
Vanover	NA	0	RS	2	-	2
Wade	1	JC	3	1	1	6
Williams	NA	NA	NA	4	19	23

DOUBLE FIGURE ASSISTS GAMES

Player	17-18	18-19	19-20	20-21	21-22	Career
Notae	0	1	RS	0	-	1

DOUBLE-DOUBLES

Player	17-18	18-19	19-20	20-21	21-22	Career
Johnson	NA	0	4	RS	-	4
Notae	2	3	RS	0	1	6
Toney	NA	0	1	2	3	6
Umude	0	3	5	5	-	13
Wade	1	JC	2	0	1	4
Williams	NA	NA	NA	0	15	15

TRIPLE-DOUBLES

Player	17-18	18-19	19-20	20-21	21-22	Career
Notae	0	1	RS	0	-	1

5+ ASSIST GAMES

Player	17-18	18-19	19-20	20-21	21-22	Career
Davis	NA	NA	NA	2	6	8
Johnson	NA	0	3	RS	-	3
Lykes	6	6	3	2*	2	19
Notae	2	9	RS	3	12	26
Toney	NA	0	0	2	-	2
Umude	0	1	3	7	-	11
Wade	0	JC	0	2	-	2
Williams	NA	NA	NA	0	5	5

3+ STEALS IN A GAME

Player	17-18	18-19	19-20	20-21	21-22	Career
Davis	NA	NA	NA	2	3	5
Johnson	NA	1	0	RS	-	1
Lykes	1	4	2	1*	4	12
Notae	11	8	RS	6	13	38
Toney	NA	1	4	1	1	7
Umude	0	2	1	2	3	8
Vanover	NA	0	RS	1	-	1
Wade	1	JC	1	1	1	4
Williams	NA	NA	NA	0	3	3

3+ BLOCKS IN A GAME

Player	17-18	18-19	19-20	20-21	21-22	Career
Johnson	NA	0	0	RS	1	1
Notae	1	2	RS	1	2	6
Umude	0	5	6	1	1	13
Vanover	NA	5	RS	8	1	14
Wade	2	JC	1	0	1	4
Williams	NA	NA	NA	1	5	6

- The ARK-AUB game was the most-viewed regular-season MBB game on ESPN2 since Dec. 2018, peaking at 1.96 million.
- 2022 - 74-68 vs #1 overall seed Gonzaga

Ranked vs Ranked

- **OVERALL**, a ranked Arkansas team has played a ranked opponent 94 times
 - ^ Arkansas is 45-49 all-time when ranked and playing a ranked opponent.
 - ^ Arkansas is 16-5 when ranked and hosting a ranked team.
 - ^ Arkansas is 4-16 when ranked and playing on a ranked team's home floor
 - ^ Arkansas is 25-28 when ranked and playing a ranked team on a neutral court
- **THIS YEAR**, a ranked Arkansas team has played a ranked opponent 4 times and the Hogs were 3-1.
 - ^ Feb. 19, 2022 #23 Arkansas vs #16 Tennessee ARK W, 58-48
 - ^ Feb. 26, 2022 #18 Arkansas vs #6 Kentucky ARK W, 75-73
 - ^ Mar. 5, 2022 #14 Arkansas at #13 Tennessee ARK L, 74-78
 - ^ Mar. 24, 2022 #17 Arkansas vs #1 Gonzaga ARK W, 74-68
- **THIS YEAR**, Arkansas is 5-1 versus AP top 25 teams.

Tournament Tested ... Tough Final Stretch

- The Razorbacks played arguably the toughest schedule in the country to close the season (**in fact, it was THE TOUGHEST RATED for the final five regular-season games according to ESPN BPI**).
- Including the SEC Tournament, **nine of Arkansas' final 10 opponents are listed as NCAA QUAD 1 opponents**,
 - ^ The Hogs posted a **6-3 record vs those QUAD 1 opponents** including wins:
 - then AP #1 Auburn, current NCAA NET #7 Tennessee and current NCAA NET #5 Kentucky.
 - Also during the stretch, the Hogs had a road win at NCAA NET #59 Florida with two wins over NCAA NET #18 LSU (one at home and one in the SEC Tournament quarterfinal).
 - ^ Earlier in the season, Arkansas had a road win over then AP #12 LSU.
 - **IN THE NCAA TOURNAMENT**
 - Arkansas defeated Vermont, who had won eight straight and 22 of 23 with its lone loss coming in overtime (75-74)
 - Arkansas defeated
- Arkansas is 7-6 versus QUAD 1 teams, 5-1 versus QUAD 2, 6-1 versus QUAD 3 and 7-0 versus QUAD 4 teams.

18 Wins of the Last 21 Games....

- Arkansas lost 5-of-6 at one point, including an 0-3 start to SEC play.
- Starting Jan. 12 vs Mizzou, the Razorbacks reeled off a nine-game win streak, which was snapped with a one-point loss at Alabama (Feb. 12).
- However, the Hogs won their next five after Bama before falling (by four points) in the regular-season finale at Tennessee.
- Over the 21-games....
 - ^ Arkansas held 14 of the 21 opponents to below 40% FG shooting ... **GONZAGA HELD TO 37.5% (2nd-lowest of the year)**
 - ^ Arkansas held 16 of 21 opponents to below 31% 3PT shooting ... **GONZAGA HELD TO 23.8% (5th-lowest of the year)**
 - ^ Arkansas out-rebounded 13 of 21 opponents, including +18 vs West Virginia.

Climbing the NET, 93rd to 20th since Jan. 8

- Arkansas fell to a season-low 93rd in the NCAA NET after losing at Texas A&M on Jan. 8 as the Razorbacks had dropped 5-of-6 games.
- **After beating Missouri at home** (and starting its streak of winning 15 of its last 18), **Arkansas jumped 14 spots to 84th. The Hogs followed that with a win at LSU (Feb. 15) and shot up 30 spots to 54th.**
- **Arkansas steadily climbed the NET to a current season-best 20th after the SEC Tournament.**
- **BY COMPARISON**, the next best improvement by a current NET top 25 is St. Mary's who went from 43rd on Jan. 8 to currently 19th. Also, of the teams in the NCAA NET 90-100 on Jan.8, the best improvement other than Arkansas is Oregon going from 91st to 76th.

Speaking of Rising from the Ashes

- Arkansas won eight straight SEC games (and added a ninth to the total with a win over West Virginia in the SEC-Big 12 Challenge) prior to falling at Alabama.
- (Per ESPN): Arkansas is **FIRST major conference team** to win eight consecutive conference games immediately following an 0-3 (or worse) start to league play **since UCLA accomplished the feat in 1981-82.**

Freebies; A Musselman Trademark • 1st NCAA in FT / 1st in SEC in FT%

- **Arkansas leads the NCAA by making 622 free throws and is second in attempts 822**
- **Arkansas has made at least 20 free throws in a game 12 times this season - including 4 of the last 6.**
 - ^ vs Kansas State: 27-34 ^ vs Cincinnati: 24-32 ^ Elon: 29-35 ^ at TX A&M: 21-29
 - ^ South Carolina: 27-33 ^ TX A&M: 21-25 ^ West Virginia: 28-34 ^ Auburn: 26-32
 - ^ LSU: 24-28 ^ vs Vermont: 20-25 ^ New Mexico State: 22-25
- **When getting to the line, Arkansas is productive as it LEADS THE SEC(35th in the NCAA) in free throw percentage at 75.7%.**
 - ^ **Arkansas has shot over 80% at the line 14 times, including 7 of the last 8**
 - ^ Oklahoma: 94.4% (17-18) ^ vs Hofstra: 84.6% (11-13) ^ Elon: 84.6% (29-35) ^ South Carolina: 81.8% (27-33)
 - ^ TX A&M: 84.0% (21-25) ^ West Virginia: 82.4% (28-34) ^ Auburn: 81.3% (26-32) ^ at Florida: 85.0% (17-20)
 - ^ Kentucky: 82.4% (14-17) ^ LSU: 85.7% (24-28) ^ vs LSU: 80.6% (25-31) ^ vs TX A&M: 83.3% (15-18)
 - ^ vs Vermont: 80.0% (20-25) ^ New Mexico St: 80.0% (22-25)
- In general, Eric Musselman's collegiate teams do a great job getting to the free throw line. In fact, his teams have either ranked 1st or 2nd in their respective leagues and among the NCAA top 25 in each of his first six years.
- Below are Musselman's teams' ranking in the **NCAA (first) and in their respective leagues (second)** in the categories:

MUSS TEAMS

	2015-16	2016-17	2017-18	2018-19	2019-20	2020-21	2021-22
FT Att (NCAA/Conf)	2 / 1	13 / 1	16 / 2	16 / 1	8 / 2	4 / 1	2 / 1
FT Made (NCAA/Conf)	1 / 1	24 / 2	9 / 1	17 / 1	3 / 1	2 / 1	1 / 1

INDIVIDUALLY

- 2016-17 Jordan Caroline: 10th in NCAA in FT Att (251) • Marcus Marshall 33rd in FT made (164)
- 2017-18 Jordan Caroline: 8th in NCAA in FT Att (251) and 26th in FT made (178)

- 2019-20 **Mason Jones led the NCAA in free throws made (233) and attempted (282)**
- 2020-21 **Moses Moody ranked 2nd in the NCAA in free throws made (151) and attempted (186)**
- **2021-22 Four Razorbacks rank among the SEC top 20 in free throws made.**
Four Razorbacks rank among the SEC top 20 in free throw pct, including Chris Lykes at 2nd at 87.3%.

Streaking at the Stripe

- Over the last nine games, Arkansas has shot an impressive 80.0% (164-205) from the line.
- Four Razorbacks are shooting over 80% over the span including:
 - ^ Chris Lykes 92.0% (23-25)
 - ^ Stanley Umude 85.7% (18-21)
 - ^ Au'Diese Toney 80.6% (29-36)
 - ^ JD Notae 81.1% (43-53)
- NOTE: Jaylin Williams is at 78.8% (26-33)

One of the Best FT Shooting Teams in School History

- Not only does Arkansas led the NCAA in free throws and leads the SEC in free throw percentage....
 - ^ **75.7 FT% this season ranks 3rd in school history**
 - ^ 622 free throws made ranks 4th in school history
 - ^ Arkansas shot 75.1% at the line in SEC games, the second-best percentage in school history.

Hogs Come Alive in February and March

- Arkansas is 12-3 since the calendar flipped to February ...
 - ^ Two losses were QUAD 1 games (at NCAA NET #27 Alabama and at NCAA NET #8 Tennessee) **by a total of five points**. The third loss was a QUAD 1 game vs Texas A&M in the SEC semifinal.
- The Razorbacks were 7-1 in February, including a 3-0 record versus top 25 teams and **4-1 record vs QUAD 1 games**
 - ^ The Razorbacks are 5-2 in March

LAST YEAR:

- Arkansas was 6-0 in the month of February and the Razorbacks tallied **five Quad 1** wins in the month.
- Arkansas was 6-2 in the month of March, with its losses coming in the SEC Tournament semis and in the NCAA Elite 8.

Long Rest; Quick Turnaround

- Arkansas had four days between its NCAA second round win over New Mexico State and its Sweet 16 meeting with Gonzaga.
 - ^ **Coach Musselman is 5-10 as a collegiate head coach - 21-3 at Arkansas - when having 4+ days of rest between games.**
- After winning its Sweet 16 game, the Razorbacks will only have one day to prepare for its Elite 8 game versus Duke.
- **Arkansas is 12-2 in games this year when having two days or fewer days rest between games.**
 - ^ The lone losses came at Tennessee in the regular-season finale (two days) and versus Texas A&M in the SEC semifinals (back-to-back days).
- **Arkansas has won a tournament title already this season as the Razorbacks won the Hall of Fame Classic on back-to-back nights on a neutral court in Kansas City.**

RAZORBACK FIRSTS IN 3 NCAA TOURNEY GAMES

VERMONT

- **Stanley Umude** played 40 minutes in both NCAA Tourney games. In the Vermont win, he became **the first Razorback to play 40 minutes in an NCAA game and have zero turnovers**. (NOTE: Au'Diese Toney played 39:53 versus Vermont and did not commit a turnover.

- **Arkansas only committed five turnovers vs Vermont, the fewest by a Razorback squad in an NCAA Tourney game.**

NEW MEXICO STATE

- Despite giving up a 4-point play with 1 second left before halftime, **Arkansas held New Mexico State to 17 first-half points, the fewest by an Arkansas opponent in an NCAA Tourney game**. The previous mark was 18 by Wyoming in 1941.
- **JD Notae had eight steals to tie a school record for thefts in an NCAA Tourney game** (tying for 2nd-most in any Razorback game).
- **Jaylin Williams had 15 rebounds to set the school record for rebounds in an NCAA Tourney game.**

Valuing the Ball

- Arkansas only committed five turnovers versus Vermont.
 - ^ Tied a season low (also had just five in game 3 versus Northern Iowa) and was the seventh single-digit effort this season
- Arkansas had 12 turnovers and 12 steals versus New Mexico State.
 - ^ Of the 12 turnovers, five were charges called on the Razorbacks (four by JD Notae)
 - ^ The 12 steals were the most by the Hogs since getting 11 in a loss at Alabama and eighth double-digit effort of the season.
- Arkansas only committed eight turnovers versus Gonzaga while forcing 15
 - ^ It was the 8th time to have single-digit turnovers this year.

Defensive Improvement Since SEC Play Began

- **SCORING DEFENSE:** PRE-SEC: 69.8 (212th NCAA/12th SEC) CURRENT: 68.0 (138th NCAA/9th SEC) SEC ONLY: **67.11 (2nd SEC)**
- **FG% DEFENSE:** PRE-SEC: .429 (214th NCAA/10th SEC) CURRENT: .410 (51st NCAA/4th SEC) SEC ONLY: **.397 (2nd SEC)**
- **3PT% DEFENSE:** PRE-SEC: .364 (303rd NCAA/13th SEC) CURRENT: .326 (130th NCAA/11th SEC) SEC ONLY: **.301 (4th SEC)**
- **Opp 3's Made/GM:** PRE-SEC: 9.3 CURRENT: 7.4 SEC ONLY: **6.3 (2nd SEC)**

DEFENSE OVER THE LAST 21 vs PREVIOUS 15

AS A REMINDER OVER THE LAST 20, ARKANSAS PLAYED 5 SEC TEAMS A TOTAL OF 9x THAT MADE THE NCAA FIELD:
3 wins over LSU • win over Auburn • win over UT • win over UK • losses by combined 5 pts at Bama and at UT

LAST 21 (18-3) 475-1288 FG (.387) 130-450 3PT (.289) forced 15.0 TO/gm allowed 65.2 ppg
Prev. 15 (10-5) 376-854 FG (.440) 135-369 3PT (.366) forced 14.7 TO/gm allowed 71.9 ppg

One of the Best Rebounding Teams in School History

- Arkansas has out-rebounded its opponents 22 times.
 - ^ Arkansas is 19-3 when out-rebounding opponents this year and 29-6 in the Musselman era.
 - ^ Arkansas had grabbed **1,374 rebounds this season - 4th most in school history**

2021-22 MISCELLANEOUS STATS

RECORD BREAKDOWN

At Bud Walton Arena	2021-22: 17-1	Muss Era: 47-6
On The Road	2021-22: 4-4	Muss Era: 13-16
Neutral Site	2021-22: 6-3	Muss Era: 12-5
White "Razorback" Uni	2021-22: 4-0	Muss Era: 17-0
White "94 "Razorback" Uni	2021-22: 6-2	Muss Era: 20-6
White "Hog" Uni	2021-22: 4-1	Muss Era: 13-3
White "Arkansas" Uni	2021-22: 6-0	Muss Era: 6-0
Cardinal "Arkansas" Uni	2021-22: 1-2	Muss Era: 10-14
Cardinal "Razorback" Uni	2021-22: 1-3	Muss Era: 1-3
Cardinal Camo "Arkansas" Uni	2021-22: 2-0	Muss Era: 2-0
Cardinal "Hog" Uni	2021-22: 3-0 *	Muss Era: 3-0
Anthracite Uni	2021-22: 1-0	Muss Era: 1-1

GENERAL

When ARK controls tip	2021-22: 20-7	Muss Era: 48-14
When OPP controls tip	2021-22: 8-1	Muss Era: 25-13
When ARK scores first	2021-22: 18-2	Muss Era: 43-10
When OPP scores first	2021-22: 10-6	Muss Era: 30-17

LEADS AND DEFICITS

Leading at the half	2021-22: 22-1	Muss Era: 55-3
Trailing at the half	2021-22: 4-7	Muss Era: 15-24
Tied at the half	2021-22: 2-0	Muss Era: 2-0
With 5:00 left	Leading: 25-0 Trailing: 2-8 Tied: 1-0	
• Muss Era	Leading: 65-3 Trailing: 6-23 Tied: 2-1	
With 2:00 left	Leading: 22-1 Trailing: 4-7 Tied: 1-0	
• Muss Era	Leading: 65-5 Trailing: 6-20 Tied: 1-2	

Games decided by 1-to-5 points	6-4
Games decided by 6-to-10 points	9-1
Overtime games	2-0

OFFENSE

Scoring less than 70 points	2021-22: 5-4	Muss Era: 14-10
Scoring 70-79 points	2021-22: 13-2	Muss Era: 27-14
Scoring 80-89 points	2021-22: 6-2	Muss Era: 19-3
Scoring 90-99 points	2021-22: 4-0	Muss Era: 10-0
Scoring 100+ points	2021-22: 0-0	Muss Era: 3-0
1-2 Hogs in Double Figures	2021-22: 2-2	Muss Era: 4-7
3 Hogs in Double Figures	2021-22: 10-5	Muss Era: 27-15
4 Hogs in Double Figures	2021-22: 12-1	Muss Era: 29-3
5-7 Hogs in Double Figures	2021-22: 4-0	Muss Era: 21-2
8+ Hogs in Double Figures	2021-22: 0-0	Muss Era: 1-0
At least 1 Hog Scores 20+	2021-22: 15-7	Muss Era: 34-13
2+ Hogs Score 20+	2021-22: 1-1	Muss Era: 15-7

FG% (Muss Era)	at least 50%: 6-0 (17-1) < 50%: 22-8 (56-26)
3FG% (Muss Era)	at least 33%: 9-2 (35-8) < 33%: 19-6 (38-19)

REBOUNDING/TURNOVERS

Out-rebounding opponent	2021-22: 19-3	Muss Era: 40-6
Out-rebounded by opp.	2021-22: 7-5	Muss Era: 28-21
Rebounds are even	2021-22: 2-0	Muss Era: 4-1
Grabbing 10+ off reb	2021-22: 20-4	Muss Era: 40-14
Forcing 15+ turnovers	2021-22: 13-4	Muss Era: 38-15
Committing less than 15 TO	2021-22: 21-1	Muss Era: 55-11

BY MONTH

In November	6-0
In December	4-3
In January	6-2
In February	7-1
In March	4-2

LED HIS TEAM IN SCORING (INCLUDES TIES)

Player	17-18	18-19	19-20	20-21	21-22	Career
Davis	NA	NA	NA	3	1	4
Johnson	NA	0	5	RS	-	5
Lykes	3	13	11	1	2	30
Notae	15	16	RS	7	16	54
J. Robinson	NA	NA	NA	0	-	0
Toney	NA	0	3	1	4	8
Umude	0	13	13	14	8	48
Vanover	NA	1	RS	2	2	5
Wade	5	JC	3	1	-	9
Williams	NA	NA	NA	0	3	3

LED HIS TEAM IN REBOUNDING (INCLUDES TIES)

Player	17-18	18-19	19-20	20-21	21-22	Career
Davis	NA	NA	NA	2	-	2
Johnson	NA	2	8	RS	2	12
Lykes (assists)	6	12	10	1	-	28
Notae	3	13	RS	0	4	21
J. Robinson	NA	NA	NA	0	1	1
Toney	NA	12	5	2	3	22
Umude	0	8	13	12	1	34
Vanover	NA	3	RS	5	-	8
Wade	5	JC	7	5	1	18
Williams	NA	NA	NA	7	28	35

ARKANSAS IN 2021-22 RANKINGS

Thru Mar 24 2022



TEAM IN THE NCAA/SEC	NCAA	SEC	NO.
3-pt Field Goal Attempts (350 ranked)	118	7	747
Assist Turnover Ratio (350 ranked)	110	4	1.13
Assists Per Game (350 ranked)	111	6	13.9
Blocked Shots Per Game (350 ranked)	72	8	4.1
Defensive Rebounds per Game (350 ranked)	41	2	27.28
Fewest Fouls (350 ranked)	305	9	609
Fewest Turnovers (350 ranked)	282	6	442
Field-Goal Percentage (350 ranked)	214	9	43.4
Field-Goal Percentage Defense (350 ranked)	45	4	40.9
Free Throw Attempts (350 ranked)	2	1	822
Free Throws Made (350 ranked)	1	1	622
Free-Throw Percentage (350 ranked)	42	1	75.7
Offensive Rebounds Per Game (350 ranked)	102	11	10.89
Personal Fouls Per Game (350 ranked)	194	7	16.9
Rebound Margin (350 ranked)	81	5	3.2
Scoring Defense (350 ranked)	137	9	68
Scoring Margin (350 ranked)	46	5	8.1
Scoring Offense (350 ranked)	50	4	76.1
Steals Per Game (350 ranked)	69	8	7.6
Three Pt FG Defense (350 ranked)	117	11	32.4
Three-Point Field Goals Per Game (350 ranked)	278	11	6.3
Three-Point Field-Goal Percentage (350 ranked)	320	11	30.4
Total 3-point FGM (350 ranked)	198	7	227
Total Assists (350 ranked)	49	5	500
Total Blocks (350 ranked)	47	6	148
Total Rebounds (350 ranked)	7	1	1,374
Total Rebounds Per Game (350 ranked)	42	5	38.17
Total Steals (350 ranked)	28	6	275
Turnover Margin (347 ranked)	41	4	2.6
Turnovers Forced (350 ranked)	42	5	14.83
Turnovers Per Game (350 ranked)	138	5	12.3
Won-Lost Percentage (350 ranked)	20	2	77.8

RAZORBACKS IN THE NCAA/SEC	PLAYER	NCAA	SEC	NO.
3-pt Field Goal Attempts (347 ranked)	JD Notae	28	3	244
Assist Turnover Ratio (350 ranked)	JD Notae	315	13	1.26
Assists Per Game (349 ranked)	JD Notae	179	10	3.7
Blocked Shots Per Game (347 ranked)	Jaylin Williams	145	8	1.14
	Stanley Umude	347	19	0.78
Defensive Rebounds per Game (348 ranked)	Jaylin Williams	6	2	8.31
Double Doubles (295 ranked)	Jaylin Williams	16	2	15
	Au'Diese Toney	295	13	3
Field-Goal Percentage (320 ranked)	JD Notae	306	11	39.7
Free Throw Attempts (342 ranked)	JD Notae	99	9	153
	Au'Diese Toney	107	11	151
	Jaylin Williams	164	13	137
	Chris Lykes	230	15	126
Free Throws Made (347 ranked)	JD Notae	97	6	118
	Au'Diese Toney	97	6	118
	Chris Lykes	131	9	110
	Jaylin Williams	194	16	99
Free-Throw Percentage (350 ranked)	Chris Lykes	34	2	87.3
	Au'Diese Toney	206	13	78.1
	JD Notae	229	15	77.1
	Jaylin Williams	317	18	72.3
Minutes Per Game (350 ranked)	JD Notae	238	4	33:05
	Au'Diese Toney	317	6	32:27
	Au'Diese Toney	163	8	2.31
Offensive Rebounds Per Game (349 ranked)	JD Notae	57	2	18.5
Points Per Game (350 ranked)	Jaylin Williams	19	2	9.8
Rebounds Per Game (349 ranked)	JD Notae	12	1	2.29
Steals Per Game (347 ranked)	Jaylin Williams	346	25	1.28
	JD Notae	242	7	2.06
	--			
Three-Point Field Goals Per Game (349 ranked)	JD Notae	144	6	72
Three-Point Field-Goal Percentage (96 ranked)	JD Notae	110	9	130
Total 3-point FGM (336 ranked)	Davonte Davis	275	14	101
Total Assists (346 ranked)	Jaylin Williams	346	18	92
	Jaylin Williams	109	7	41
Total Blocks (343 ranked)	Stanley Umude	239	16	28
Total Field Goal Attempts (348 ranked)	JD Notae	2	1	575
	Stanley Umude	348	17	344
Total Field Goals Made (349 ranked)	JD Notae	27	2	228
	Stanley Umude	310	17	158
Total Minutes (350 ranked)	JD Notae	60	3	1158:07
	Jaylin Williams	82	4	1136:53
	Au'Diese Toney	84	6	1135:30
Total Points (346 ranked)	JD Notae	23	2	646
Total Rebounds (350 ranked)	Jaylin Williams	7	2	354
Total Steals (350 ranked)	JD Notae	4	1	80
	Jaylin Williams	188	19	46

- Arkansas grabbed 682 rebounds in SEC games to set the school record and the team's rebound average in SEC games of 37.9 ranks second.
- Arkansas ranks 2nd in the SEC in defensive rebounding pct, getting 74.8% of the available off opponent mises.
- Arkansas has held opponents to single-digit offensive rebounds 24 times, six or fewer offensive rebounds 14 times.
- Arkansas has held opponents to single-digits, second chance points 22 times.

Notae Tabbed All-American; Selected USBWA District POY

- JD Notae was the National and SEC Sixth Man of the Year last season. However, he was not on any preseason national teams or watch lists. The postseason has been a different story as Notae has earned six All-American honors to date.
- AP / Sporting News / USBWA / Field of 68 / Dick Vitale / College Hoops Today
- He is the 33rd All-American in Razorback basketball history and the fourth in as many years.
- Notae was also voted USBWA District VII (TX, ARK, LA) Player of the Year.
- Bobby Portis in 2015 is the only other Hog to be District Player of the Year

Williams Gets National Honors

- Jaylin Williams was 1 of 6 players named to the All-Glue team by The Athletic (Seth Davis).
- It is the second straight year a Razorback has been honored as Justin Smith was selected last season.
- Named to the CollegeInsider.com Lefty Driesell Defensive All-America Team

Notae and Williams Named All-SEC; All-District

- JD Notae and Jaylin Williams are the first pair of Razorbacks to be selected for the Coaches All-SEC first team since Scotty Thurman and Corliss Williamson accomplished the feat in the 1994 and 1995 seasons.
- Note: Todd Day and Lee Mayberry were named first team All-SEC by the AP in 1992 and both were named the coaches All-SEC team - one team, 11 members.
- Williams added SEC All-Defensive team honors and joins Daniel Gafford (2019) and Lee Mayberry (1992) are the only Razorbacks to be named first team All-SEC and selected to the SEC All-Defensive team.
- With Notae earning 1st team honors and Williams being 2nd team by the media, it marked the first time since 2018 two Razorbacks were honored by both the coaches and media.
- Notae and Williams were additionally selected for the USBWA 10-person All-District VII team and the NABC All-District 20 second team.

Notae Scores 1,000th Point ... Again • Record Book Watch

- JD Notae scored his 1,000th point in a Razorback uniform versus Texas A&M in the SEC semis. He now has 1,056.
- He only scored five points in that A&M game, but the 3rd, 4th and 5th points were an old-fashion 3-point play early in the second half to give him exactly 1,000 at Arkansas.
- Scored 410 points last season and has scored 6465 this season.
- He becomes the 45th player to score 1,000 points in a Razorback uniform.
- He is the 6th Razorback to accomplish the feat in two seasons joining Mason Jones (1,146), Jaylen Barford (1,087), Daryl Macon (1,070), Bobby Portis (1,047) and Dusty Hannahs (1,047).
- Notae scored 929 points in two seasons at Jacksonville and scored his 1,000th career point six games into last season - at the 5:09 mark of 2nd half versus Central Arkansas.
- Notae has 1,985 career points - the 2nd-best total among active SEC players.

RECORD BOOK UPDATES

- His 625 points scored this season is 10 on the Razorback top 10.
- His 575 field goal attempts ranks 2nd on the school's single-season list
- His 244 3-point attempts for the season ranks 4th
- His 80 steals is 2 shy of the Razorback top 10
- His 287 field goal attempts in SEC games (despite missing one game) is an Arkansas record. The previous mark was 270 field goal attempts in SEC games by Mason Jones.
- His 19.71 scoring average in SEC games ranks 5th in school history for single-season.
- His 335 points scored in SEC games ties Bobby Portis for 4th. (Notae played 17 games compare to Portis' 18).
- His 115 field goals made in SEC games ranks 8th on the school's single-season list.
- His 116 3-point attempts in SEC games ranks 10th.
- His 32 steals in SEC games ties for 9th.

Williams Record Book Watch

- With 12 boards vs Gonzaga, Williams has 354 rebounds this season to set the school record.
- 349 by Derek Hood in 1999 was the record.
- 9.83 season rebound average ranks 4th
- HAD 183 REBOUNDS IN SEC GAMES TO BECOME THE PROGRAM'S LEADER
- Bobby Portis previously held the mark with 168 rebounds in SEC games in 2015.
- ALSO SET THE SCHOOL RECORD FOR REBOUND AVG IN SEC GAMES AT 10.17.
- The previous record was 9.50 by Derek Hood (1999)

IN SEC GAMES ONLY, Hogs Had the Best Defense

- Arkansas allowed less than 60 points in 7 times in SEC action, including two times holding an opponent below 50 points (Mizzou had 43 and Tennessee had 48) and the Razorbacks RANKED SECOND in scoring defense in SEC games at 67.11 ppg. (Tennessee took overall as the leader over the last two games and had an SEC season average of 66.44)

- Arkansas showed dramatic improvement defending the 3-point shot. The Hogs rank 10th in the SEC in 3PT FG% defense for the season (32.7%). **In 18 league games, Arkansas RANKED FOURTH in defending the 3-ball at 301%.**
- Arkansas held 11 SEC opponents to less than 40% shooting from the field and **RANKED SECOND in the conference in field goal percentage defense for league games at 39.7%.** (Auburn leads at 38.0%).

Some Defensive Domination During Streak

- Mizzou (Jan 12): Arkansas won 87-43**
 - Held the Tigers to 15 first-half points (T-11th for the fewest points by a Razorback opponent on record since '69-70 season).
 - The 43 total points ties for the fewest by an opponent in the Muss era and is the 4th-lowest by an SEC opponent in school history.
 - Arkansas held Missouri to 29.2% shooting overall - the fourth lowest by an opponent in the Muss era at Arkansas - and 12.5% from 3-point range - the fifth-lowest in the Muss era.
 - Arkansas won by 44 points. It was the second-largest margin of victory in an SEC game.
- at LSU (Jan. 15): Arkansas won 65-58**
 - The Hogs held LSU to 58 points - the third-lowest point total by LSU in the Will Wade era.
 - LSU was up eight (56-48 with 9:01 to play, Arkansas ended the game on a 17-2 run, allowing one field goal with 2:16 left.
- South Carolina (Jan. 18): Arkansas won 75-59**
 - Arkansas allowed 40 first-half points but only allowed 19 in the second half and held South Carolina to 59 points overall.
 - Arkansas opened the second half on an 18-1 run.
- at Alabama (Feb. 12): Arkansas lost 68-67,**
 - Alabama shot 37.5% 3PT (6-of-16) 1st half Just 7.7% (1-of-13) 2nd half. Alabama was just 24.1% from deep for the game (its 5th-worst percentage of the season).
 - Arkansas forced 24 turnovers, including six by JD Davison and five each from Jaden Shackelford and Jahvon Quinerly.
- at Missouri (Feb. 15): Arkansas won 76-57,**
 - Arkansas used a 15-0 run and started the game with a 19-4 lead.
 - Arkansas held the Tigers to 57 points, 36.8% FG and 29.4% 3PT.
 - The 19-point lead by Arkansas was its largest ever halftime lead in an SEC road game. It was the largest halftime lead in any conference road game since being up 21 (51-30) at Texas A&M on 2/23/1991.
- Tennessee (Feb. 19): Arkansas won 68-58,**
 - 1st half, Arkansas held Tennessee to 26.9% FG and 27.3% 3PT ... 2nd half, Arkansas held Tennessee to 30% FG and 7.1% 3PT
 - Arkansas held Tennessee to 58 points, the Vols' second-lowest of the season
 - Overall, held the Vols to 27.1% FG its worst in an SEC game and second-worst of the season.
 - Arkansas only allowed three made field goals in the final 13:47 of the game.
 - Held Tennessee to multiple field-goal droughts of more than four minutes in each half.
- Kentucky (Feb. 26): Arkansas won 75-73,**
 - Kentucky entered as the SEC leader in 3-point shooting at 35.8% but was held to 26.7% (4-of-15) - 0-of-8 in the 1st half.
 - Kellen Grady was 1st in the SEC (8th NCAA) in 3PT% ... was held to 1-of-3 (all 3's) with his lone make coming with 2:21 left
- LSU (Mar. 2): Arkansas won 77-76,**
 - LSU was just 6-of-28 from 3-point range (3-of-14 in both halves) to shoot 21.4% from deep.
 - Xavier Pinson (0-7) and Brandon Murray (0-5) were a combined 0-of-12 from 3PT range.
- LSU (Mar. 11): Arkansas won 79-67,**
 - Arkansas held LSU to 35.3% shooting from the field and 21.1% from 3-point range.
 - The 35.3% shooting is the 6th-lowest by a Razorback opponent at the SEC Tourney and the lowest since 2017.
- New Mexico State (Mar. 19): Arkansas won 53-48,**
 - Held the Aggies to 17 first-half points, the fewest by a Hog opponent in an NCAA game
 - Forced 19 turnovers on 12 steals
 - Held hot-shooting Aggies to 6-of-26 shooting (23.1%) from 3-point range

Defensive Firsts During Win Streak

- Arkansas has held its opponents below 40% shooting from the field each of the first six games of the nine-game win streak, including 29.2% vs Mizzou.
 - The last time Arkansas held six-straight opponents to less than 40% shooting was games 7-12 of the 2013-14 season.
 - Arkansas is the only school to hold 6-straight, major-conference opponents under 40% shooting this season. (HogStats)
- For the first time in program history versus SEC competition, Arkansas held its opponents below 40% shooting in five straight games.**
 - Arkansas is the only SEC school in the last 15 years to hold five-straight league opponents shooting under 35% (34.8%) **AND** force at least 90 turnovers in a five-game span. (Jared Burson, ESPN researcher)
 - It is also the first time any Musselman-coached college team has held opponents to shooting below 40% in five straight.
- For the first time since Arkansas joined the SEC, the Razorbacks held league opponents below 60 points in back-to-back road games:** LSU only scored 58 (Jan. 15) and Ole Miss was held to 55 Wednesday.
 - The last time Arkansas held conference opponents below 60 in back-to-back road games was holding TCU (L, 51-45) and Baylor (W, 88-59) in 1989 while members of the Southwest Conference..



NOTAE IS THE ONLY SEC PLAYER TO RANK AMONG THE LEAGUE'S TOP 15 IN SCORING (2ND), ASSISTS (10TH), STEALS (1ST) AND DEFENSIVE REBOUNDS (15TH).

Notae Named All-American; District Player of the Year

- JD Notae has been named to six All-American teams so far.
 - He is the 33rd Razorback to be named All-American and the fourth-straight year a Razorback has earned All-American recognition.
- Associated Press** (3rd team)
- The Sporting News** (3rd team)
- Field of 68** (3rd team)
- College Hoops Today** (honorable mention)
- USBWA** (honorable mention)
- Dick Vitale's All-Rolls Royce Team** (5th team)
- JD Notae was voted **USBWA District VII (TX/ARK/LA) Player of the Year**
 - Joins Bobby Portis (2015) as the only Razorback to be named USBWA District Player of the Year

That's a Plus

- JD Notae leads the Razorbacks with a +343 ... +11.89 per 40 min ... +9.82 per game.**
- Jaylin Williams is second on the team at +300 ... +10.76 per 40 min ... +8.37 per game**
 - No other Razorback is over +200 with Au'Diese Toney (+186) being the closest.
- SOME IMPRESSIVE PLUS-MINUSES THIS YEAR INCLUDE:**
 - Toney (+11) and Chris Lykes (+10) in a 1-point loss to Vanderbilt.
 - Notae being +14 in the 3-point, OT win over Texas A&M
 - Williams being +18 in a 9-point win over West Virginia
 - Davis being +15 in the 4-point, OT win over #1 Auburn
 - Wade being +27 in the 19-point win at Missouri. (Wade was the only Hog over +20.)
 - Davis being a team-best +14 in just 18:29 played in the 10-point win over #13 Tennessee
 - Williams (+15) and Davis (+11) as neither committed a turnover in the 8-pt win at Florida
 - Lykes was +10 in a four-point loss at Tennessee ... including +18 in the 2nd half as the Hogs outscored the Vols 45-28
 - Notae, who scored all 18 of his pts in the 2nd half vs Vermont, was +11 in the 4-pt win
 - Davis was the only Hog in double figure vs Gonzaga at +10

Win at Florida Snapped Losing Streak in Gainesville

- Arkansas claimed an 82-74 come-from-behind win over Florida on the road. The win snapped a 14-game losing streak to the Gators in Gainesville dating back to Feb. 28, 1995.

Alabama Was The Rarest of Losses

- The recent starting lineup of JD Notae, Au'Diese Toney, Staley Umude, Trey Wade and Jaylin Williams lost for the first time. Also, the Razorbacks lost despite reaching several metrics that have traditionally added up to a win.
- Perhaps the biggest "upset" among the numbers is Arkansas (and Coach Musselman) lost despite holding an opponent to fewer than 70 points. IT WAS THE FIRST LOSS FOR ARKANSAS UNDER MUSS IN SUCH GAMES.**
- After that Alabama loss, Coach Muss fell to 42-1 at Arkansas when holding opponents under 70 points (24-1 when holding opponent between 60-69 points) and dropped to 106-8 overall as a collegiate coach (68-7 when holding opponent between 60-69 points).

Tennessee (on the road) Was Another Rare Loss

- After losing at Tennessee in the regular-season finale, head coach Eric Musselman said: *"If coming into the game ad someone said 'You are going to have 16 offensive rebounds, you are going to out-rebound Tennessee, you are going to have less turnovers than Tennessee, you are going to have more steals than Tennessee - a high, high steals team,' I would have thought, alright, we are going to win the game."*
- Arkansas played its worst half since SEC play began, allowing Tennessee to make 9-of-12 3-pointers and the Vols scored 50 first-half points ... the most since Tennessee scored 50

TAKING CHARGE

- According to records available (back to 2016-17), the following is a breakdown of the Razorbacks taking charges.

Year	Team Tot	Player Leaders
2016-17:	24	5 by Dustin Thomas and Anton Beard
2017-18:	47	8 by 3 players
2018-19:	71	27 by Isaiah Joe 24 by Gabe Osabuohien 18 by Isaiah Joe (missed 5 games to injury)
2019-20:	43	16 by Jaylin Williams
2020-21:	60	16 by Jaylin Williams
2021-22:	77	50 BY JAYLIN WILLIAMS (NCAA 2021-22 LEADER) 15 by Chris Lykes

versus Razorbacks in Knoxville two years ago.

- However, down 23 (18:33 left), Arkansas went on a **14-2 run** to get to within 11. Later, down 19 (8:44 left), went on a **24-7 run, ending on an 12-1 spurt** to get to with 2 with 16 ticks left. Arkansas came up empty on its final two possessions and Tennessee went 2-of-4 at the line to provide the four-point margin of victory.

3-Ball Streak Ends After 33 Years

- Arkansas had made a 3-pointer in 1,092 games prior to going 0-of-11 from deep in the 16-point win over South Carolina on Jan 18. **The last game Arkansas did not make a 3-pointer was when the Razorbacks went 0-for-2 at Texas on Jan. 07, 1989.**

^ It was the third-longest active streak in the NCAA behind UNLV (1,144 games) and Duke (1,130 games).

^ **IRONICALLY**, Arkansas made its 1,000th straight triple (by Mason Jones) versus South Carolina in Columbia in 2019.

^ **IRONICALLY**, Vanderbilt had its 3-ponit streak end at of 1,080 games nearly two years ago to the date, going 0-of-25 in a home loss to Tennessee on Jan. 15, 2020. Kentucky is the only other SEC school to have a streak of 3-poniters made go over 1,000 games. The Wildcats drained a triple in 1.047 game before going 0-of-6 in an NCAA first round win over Davidson in 2018.

^ UNLV and Princeton are the only two teams to make a 3-pointer in every game they have played since the 3-point line was adopted for the 1986-87 season.

^ According to @sports_ref database, Arkansas's 16-ponit win was the largest margin of victory in a game which the winning team did not make a 3-pointer. **IRONICALLY**, the previous record was 10 points by Alabama in a win over South Carolina on Jan. 12, 2011.

- Arkansas only made one 3-pointer 22 times during the 1,092-game streak.**

^ The last time Arkansas made just one (1-of-9) was in the Hog's 2021 Sweet 16 win over Oral Roberts (by Jalen Tate).

^ Prior to that, Arkansas only made one triple on Feb. 9, 2016 versus Mississippi State.

^ Five of the 22 times, Lee Mayberry saved the streak by making Arkansas' only 3-pointer,

^ **Arkansas is now 7-0 in games it did not make a 3-pointer since 1986-87. (HogStats.com)**

New 3-Point Streak Starts

- After South Carolina, Arkansas started a new streak by making 7 3-pointers vs Texas A&M.
- Then at Ole Miss), Arkansas made 44.4% (8-of-18) of its triples.
- At Georgia, Arkansas made a season-best 15 3-pointers and made a season-best 56.3% from deep (15-of-28).
- Arkansas made an impressive 52.4% of its triples at Missouri (11-of-21)
- SINCE THAT 0-FOR PERFORMANCE VS USC, ARKANSAS IS 113-OF-351 (32.2%) FROM "3" OVER THE LAST 15 GAMES.**

Hogs vs Auburn or Kentucky, 2 Most Watched MBB Games

- A **Bud Walton Arena record crowd of 20,327** was on hand to witness the Razorbacks defeat #1 Auburn. Three weeks later, a capacity crowd of 19,200 saw the Hogs take down #6 Kentucky.
- According to ESPN, the **Arkansas-Auburn contest was the most-viewed, regular-season men's college basketball game on ESPN2 since December 2018.** The audience **peaked at 1.96 million** during overtime.
- According to ShowBuzzDaily.com, the **Arkansas-Kentucky game on CBS was the fourth-most viewed sporting event on Saturday (Feb. 26) – tops in college hoops – with 2.4 million viewers.**

JD Degree

- JD Notae closed the regular-season with a scoring flurry. However, he could not catch Scotty Pippen Jr., for the overall and SEC only scoring titles
- ^ **OVERALL: Notae is 2nd in the SEC at 18.46 ppg** – Pippen leads at 20.23.
- ^ **SEC ONLY: Notae was 2nd at 19.71 ppg** – Pippen led at 22.17.
- Notae **LEADS in the SEC (12th in the NCAA)** in steals at 2.29 while **his 80 total steals ranks 4th-best in the NCAA.**
- ^ He has a steal in 29 of 35 games.
- ^ Notae has at least two steals 23 times, including six times with four or more.
- AT GEORGIA:** Notae had 23 points and added nine rebounds (all defensive), six assists and three steals.
- ^ **Became the first Hog to get 23+ points, 9+ rebounds and 6+ assists IN AN SEC GAME since Courtney Fortson in an OT win versus Auburn on 2/6/2010 (24-10-7) (HogStats).**
- VS AUBURN:** Scored a game-high 28 points, making a career-high 11-of-14 at the line, with a career-high four blocked shots, five rebounds, a team-best three assists and three steals.

20-MINUTE MEN

- Times a Razorback has played all 20 minutes of a half – all second half unless **(noted)**.

JD Notae	15x	Stanley Umude	13x	Au'Diese Toney	13x
Jaylin Williams	8x	Trey Wade	3x	Davonte Davis	2x
Chris Lykes	1x				

Mercer	JD Notae, Au'Diese Toney
UNI	JD Notae, Au'Diese Toney, Chris Lykes
vs Cincy	JD Notae
vs Penn	JD Notae, Davonte Davis
LR	Au'Diese Toney
vs Okla	JD Notae, Au'Diese Toney, Davonte Davis
at Miss St	Jaylin Williams
Vandy	JD Notae, Stanley Umude
Mizzou	JD Notae (1st)
at LSU	Jaylin Williams, Au'Diese Toney
USC	JD Notae
TX A&M	Jaylin Williams, Stanley Umude (+5 in OT) , Au'Diese Toney (+5 in OT)
at Ole Miss	JD Notae, Au'Diese Toney, Trey Wade
WVU	JD Notae, Au'Diese Toney, Trey Wade
at UGA	Stanley Umude (1st)
Auburn	JD Notae (+5 in OT) , Jaylin Williams (+5 in OT)
at Bama	JD Notae, Jaylin Williams
Tennessee	Au'Diese Toney (1st) , Jaylin Williams, Stanley Umude
at FLA	JD Notae, Stanley Umude
Kentucky	JD Notae, Stanley Umude
LSU	Stanley Umude, Au'Diese Toney
at Tenn	Jaylin Williams
vs LSU	JD Notae, Jaylin Williams, Trey Wade
vs TX A&M	Au'Diese Toney (1st)
vs Vermont	Stanley Umude 2x (1st)
vs NM ST	Stanley Umude 2x (1st) , Au'Diese Toney
vs Gonzaga	Au'Diese Toney

40-MINUTE MAN

- Stanley Umude played all 40 minutes in a game twice this season: Vermont, NM State**

IN OT GAMES

TX A&M: Umude (43:41); Toney (42:20) and Williams 42:23)
AUB: Notae (41:24) and Toney (40:38)

- ^ **Had a Musselman-era, single-game record 17 DEFENSIVE BALL TOUCHES (deflections, steals, blocked shots).**

- VS KENTUCKY:** Scored a game-high 30 points and dished out an SEC career-best eight assists.

^ **Became the first Razorback to have at least 30 and 8 IN ANY GAME since the Hogs joined the SEC (1991-92).**

^ **Additionally became the first SEC player to have at least 30 and 8 versus an AP top 10 team in the last 25 years,**

- VS GONZAGA:** Led the team in points (21), assists (6), steals (3) and blocked shots (2) while adding six rebounds.

^ **The first Hog in at least 25 years to get at least 21 points, 6 rebounds, 6 assists, 3 steals and 2 blocks in a game.**

- Overall, Notae is getting it done on both ends of the floor
- In 34 games this season, Notae has

led the team in assists	20x	1st on the team
led the team in steals	20x	1st on the team
led the team in scoring	18x	1st on the team
led the team in blocked shots	10x	2nd on the team
led the team in rebounds	4x	2nd on the team

Notae Notables

- JD Notae leads the SEC in steals, ranks 2nd in scoring, is 10th in assists and is 15th in defensive rebounding.

^ **He is the ONLY PLAYER to rank among the SEC top 15 in those four categories.**

BIG GAMES

- Scored 30 in the season opener versus Mercer.** Added a then career-high seven steals.
- ^ He was the sixth Razorback to score at least 30 in a season opener.
- ^ It marked the 134th time in Arkansas history a player has scored at least 30 points and Notae was the 50th Razorback to accomplish the feat.
- Scored a game-high 28 in the win over Penn.** Added nine rebounds and five assists.
- ^ Was 13-of-24 from the field
- ^ When Penn got to within 10 with 4:11 left, Notae went on a personal 8-0 run to put Arkansas up 18 with 27 seconds left.
- Versus Northern Iowa, JD Notae just missed his second career triple-double** with 17 points, 9 assists and 8 rebounds. Oh, by the way, he only committed one turnover in 38:52 minutes played.
- ^ **Notae is the first Razorback to get at least 17 points, 8 rebounds and 9 assists in a game since Courtney Fortson's triple-double (20-10-11) against North Carolina Central on 12/10/2008. (HogStats)**
- Versus Charlotte,** recorded his sixth career double-double with 23 points and 10 rebounds. He added four steals as well.
- At Texas A&M,** scored 31. It was his best effort as a Razorback.
- ^ Scored 12 points to start game as Arkansas raced out to a 20-9 lead.
- ^ Scored seven in a 13-3 run to cut Arkansas deficit from 11 to 1 with 1:08 to play.
- Versus South Carolina,** had 17 points, 7 rebounds, 5 assists and tied his then career-high with three blocked shots.
- Versus Auburn,** scored 28 points thanks to career-high 11-of-14 free throws and a career-high

four blocked shots.

- **NATIONAL AND SEC POW:** Scored a game-high 22 at Florida, including 5 straight points late to seal the win ... **Scored a game-high 30 with an SEC career-best 8 assists vs Kentucky** adding a blocked shot with 8 seconds left.
- **Vs NM State**, had a career-high eight steals – tying the most by a Hog in an NCAA game and for 2nd-most for any game.

Notae Earns National and SEC Weekly Honors

- JD Notae averaged 26.0 points, 5.5 assists and 3.5 rebounds in wins at Florida and against #6/3 Kentucky. For his efforts, Notae was named both the National Player of the Week by both ESPN and Andy Katz/NCAA March Madness as well as being tabbed the SEC Player of the Week.
- At Florida, Notae had a team-high 22 points while adding six rebounds, three assists and two blocked shots in helping Arkansas snap a 14-game losing streak to the Gators in Gainesville. Notae scored five key points late in the game to secure the win. First, with Arkansas up one with 1:06 left, he drained a 3-pointer to put Arkansas up four. Then, after a defensive stop, Notae sank two free throws with 40 ticks left for a six-point cushion.
- Versus Kentucky, Notae had 30 points and eight assists as the Razorbacks defeated the Wildcats. **He became the first Razorback to have at least 30 and 8 in any game since the Hogs joined the SEC (1991-92). He additionally became the first SEC player to have at least 30 and 8 versus an AP top 10 team in the last 25 years.** It was the third time Notae has scored at least 30 points this season and his eight assists both tied a season-high and were a career-high in an SEC game.
- Notae led Arkansas to a 15-2 run to start the game versus Kentucky with eight points and two assists. (Notae accounted for 12 of the first 15 points.) While he only scored once inside the final 11:07, four of his eight assists came during the span, including assists on two of Jaylin Williams's three field goals when Williams scored 10 straight for the Hogs (3 FG and 4 FT) inside the final 4:38. His eighth assist of the game came with 1:22 left (to Williams) that put Arkansas up one (71-70), a lead the Hogs would not relinquish. Finally, up four with nine seconds left, Notae blocked a Ty Ty Washington shot to help seal the win.

If There is a J-Will; There is a Way

- Jaylin Williams is playing phenomenal basketball since SEC play began.
- Over **the last the last 232 games, he collected his first** (at Texas A&M), **second** (vs Missouri), **third** (at LSU), **fourth** (vs Texas A&M), **fifth** (vs West Virginia), **sixth** (Auburn), **seventh** (at Alabama), **eighth** (at Missouri), **ninth** (vs Tennessee), **10th** (at Florida), **11th** (vs Kentucky), **12th** (vs LSU), **13th** (vs Vermont), **14th** (vs NM State) and **15th (vs Gonzaga) double-doubles.**
- **TWICE, WAS BEEN TABBED SEC CO-PLAYER OF THE WEEK JAN. 24 AND FEB. 21.**
- **DURING THE LAST 20 GAMES, ARKANSAS IS 18-3 AND WILLIAMS HAS:**
 - ^ Recorded a double-double 14x.
 - ^ Scored in double figures 18x - including a career-high 22 at Bama, 19 vs USC, 19 vs LSU, 18 at Ole Miss and 16 vs Kentucky
 - ^ Grabbed double-digit rebounds 13x - including a career-high 16 vs Tennessee, 15 vs NM State (the most by a Hog in an NCAA game) and 15 versus West Virginia (who only had 26 as a team).
 - ^ Made 14 of his 157 3-pointers on the season.
- **SINCE SEC PLAY BEGAN:**
 - ^ In the SEC opener at Mississippi State, he had six assists and three blocked shots
 - ^ He tied a **then career high with 13 rebounds** at LSU.
 - ^ Followed that with a **then career-high 19 points** versus South Carolina.
 - ^ Had a **career-high six steals** versus with a double-double in the Texas A&M win
 - ^ Just missed his career-high with 18 points at Ole Miss, making 2-of-3 from 3-point range.
 - ^ Had a **then career-high 15 rebounds** versus West Virginia.
 - ^ Score a **career-high 22 points** at Alabama.
 - ^ Grabbed a **career-high 16 rebounds** versus Tennessee.

Why Williams Made The Athletic's All-Glue Team

PASSING

- Jaylin Williams was among the SEC leaders in assists for the first two-thirds of the season. In fact, he was one of 4 players 6-10 or taller to average at least 3.0 assists over the span. However, with his scoring on the rise, his assists have gone down.
 - **Have three assists in each of his last two games**
- But for the season:
- ^ Led the team in assists 7x
 - ^ Posted a then career-highs of 5 assists in each of the first 2 games (Mercer and Garner-Webb)
 - ^ Then, **had a career-high seven assists** (in game 3) **versus Northern Iowa.**
 - ^ He also led the team with:
 - four assists versus Cincy • six assists vs Penn • six assists at Miss State • four assists at Missouri • three assists vs Vermont



2021-22 SEC POSTSEASON HONORS

FIRST TEAM ALL-SEC - COACHES

JD NOTAE, ARKANSAS
JAYLIN WILLIAMS, ARKANSAS

Walker Kessler, Auburn
Jabari Smith, Auburn
Oscar Tshiebwe, Kentucky
Tari Eason, LSU
Iverson Molinar, Mississippi State
Santiago Vescovi, Tennessee
Scotty Pippen Jr., Vanderbilt

SECOND TEAM ALL-SEC - COACHES

Jaden Shackelford, Alabama
Colin Castleton, Florida
TyTy Washington Jr., Kentucky
Sahvir Wheeler, Kentucky
Darius Days, LSU
Kobe Brown, Missouri
Kennedy Chandler, Tennessee
Quenton Jackson, Texas A&M

SEC ALL-FRESHMAN - COACHES

Charles Bediako, Alabama
JD Davison, Alabama
Jabari Smith, Auburn
TyTy Washington Jr., Kentucky
Brandon Murray, LSU
Devin Carter, South Carolina
Kennedy Chandler, Tennessee
Zakai Zeigler, Tennessee

SEC ALL-DEFENSIVE - COACHES

Keon Ellis, Alabama
JAYLIN WILLIAMS, ARKANSAS
Walker Kessler, Auburn
Oscar Tshiebwe, Kentucky
Zakai Zeigler, Tennessee

"OF THE YEAR" HONORS - COACHES

Coach of the Year: Bruce Pearl, Auburn
Player of the Year: Oscar Tshiebwe, Kentucky
Scholar-Athlete of the Year: Jordan Wright, Vanderbilt
Freshman of the Year: Jabari Smith, Auburn
Sixth-Man of the Year: Tari Eason, LSU
Defensive Player of the Year: Walker Kessler, Auburn

SEC COMMUNITY SERVICE TEAM

Keon Ellis, Alabama
JD NOTAE, ARKANSAS
Dylan Cardwell, Auburn
Anthony Duruji, Florida
Jabri Abdur-Rahim, Georgia
Lance Ware, Kentucky
Efton Reid, LSU
Jarkel Joiner, Ole Miss
Isaac Stansbury, Mississippi State
Javon Pickett, Missouri
Jacobi Wright, South Carolina
John Fulkerson, Tennessee
Everett Vaughn, Texas A&M
Trey Thomas, Vanderbilt

FIRST TEAM ALL-SEC - AP

u-Scotty Pippen Jr., Vanderbilt
u-JD NOTAE, ARKANSAS
u- Oscar Tshiebwe, Kentucky
Walker Kessler, Auburn
Jabari Smith, Auburn

SECOND TEAM ALL-SEC - AP

Kennedy Chandler, Tennessee
Iverson Molinar, Mississippi State
Colin Castleton, Florida
Tari Eason, LSU
JAYLIN WILLIAMS, ARKANSAS

"OF THE YEAR" HONORS - AP

SEC Player of the Year: **(u)** Oscar Tshiebwe Kentucky
SEC Coach of the Year: Bruce Pearl, Auburn
SEC Newcomer of the Year: Jabari Smith, Auburn

u-Unanimous selection

2021-22 SEASON AWARDS

JD Notae

- **ALL-AMERICAN** (3rd team)
- **ALL-AMERICAN** (3rd team)
- **ALL-AMERICAN** (3rd team)
- **ALL-AMERICAN** (HM)
- **ALL-AMERICAN** (HM)
- **ALL-AMERICAN** (5th team)
- **District VII Player of the Year (USBWA)**
- **All-District VII (USBWA)**
- **2nd team All-District 20 (10 total players honored) by NABC**
- **1st Team All-SEC (Coaches)**
- **1st Team All-SEC (Associated Press)** - 1 of 3 unanimous picks)
- **1st Team All-SEC (USA TODAY Network)** - 1 of 2 unanimous picks)
- **SEC Community Service Team**
- **National Player of the Week (Feb. 28)** ESPN / NCAA.com (Andy Katz)
- **SEC Player of the Week (Feb. 28)**

Associated Press
The Sporting News (Mike DeCourcy)
The Field of 68 (Rob Dauster)
USBWA
CollegeHoopsToday.com
All-Rolls Royce (Dick Vitale)

Jaylin Williams

- **ALL-GLUE TEAM** (1 of 6) by The Athletic (Seth Davis)
- **Lefty Driesell Defensive All-America Team** (1 of 31) by CollegeInsider.com
- **All-District VII (one 10-person team) by USBWA**
- **2nd team All-District 20 (10 total players honored) by NABC**
- **SEC All-Defensive Team (Coaches)**
- **1st Team All-SEC (Coaches)**
- **2nd Team All-SEC (Associated Press)**
- **SEC co-Player of the Week (Jan. 24)**
- **SEC co-Player of the Week (Feb. 21)**

DEFENSIVE DISRUPTION

- Has drawn NCAA-best 52 charges, has 46 steals and 41 blocked shots for a total of 139 big defensive plays.
- Led the team by taking 16 charges last season and **leads the NCAA by taking 52 charges this season. He has taken multiple charges in a game 17x this season.**
- **Took four charges three times:**
 - Vs Cincinnati, including one with nine seconds left to help seal the win.
 - At LSU, including one with 59 seconds left that helped secure the win.
 - Vs Tennessee, three over the final 2:09 in the first half.
- Has taken **three charges 5x**: G-Webb, at TX A&M (1/8), at UGA, at FLA, LSU (3/2).
- Has taken **two charges 8x**: UCA, TX A&M, Ole Miss. WVU, Miss State, AUB, Bama, Zags
- **Is 2nd on the team and 22nd in the SEC in steals with 1.31 avg (46 total).**
- Led the team in steals 7x times.
- **Had a career-high six steals at home vs Texas A&M.**
- **Had a then career-high three steals vs Charlotte and at LSU.**
- **Ranks 8th in the SEC in blocked shots (1.14)**
- **Tied a career record with four blocked shots in the SEC quarterfinal vs LSU**

REBOUNDING

- Jaylin Williams has pulled down double-digit rebounds 19 times.
- **Double-digit rebounds in 17 of the last 23**
- **Has double-doubles in 15 of the last 22**
- Ranks 2nd in the SEC (**6th NCAA**) in defensive rebounds (8.31)
- Ranks 2nd in the SEC (**19th NCAA**) in overall rebounds (9.83)
- Ranks 2nd in the SEC (**16th NCAA**) in double-doubles (15)
- **Had a career-high 16 rebounds – including 15 defensive – vs Tennessee**
- **Had 15 boards vs NM State, the most by a Hog in an NCAA Tournament game**
- **Pulled down a then career-high 15 rebounds vs West Virginia**
- **Pulled down a then career-high 13 rebounds twice this season**
 - 1st had 13 vs UCA, including 9 defensive (8 defensive in the first half alone)
 - 2nd had 13 at LSU, including 12 defensive
- **Other double-digit rebound games:**
 - 11 vs Cincy • 11 vs Mizzou • 11 vs Texas A&M • 10 vs Vandy • 10 at LSU • 11 vs Auburn
 - 10 at Alabama • 11 at Mizzou • 10 at Florida • 12 vs Kentucky • 10 vs LSU • 11 vs LSU (SEC)
 - 10 vs Vermont • 12 vs Gonzaga

Williams Named SEC co-Player of the Week Part 1

- Jaylin Williams averaged 16.5 points and 10.0 rebounds to be named SEC co-Player of the Week (Jan. 24). He shared the honor with Auburn's Walker Kessler.
- Overall versus Texas A&M, Williams became **the first major conference Division I player to have at least 14 points, 11 rebounds, six steals, three blocked shots and three assists since November 2010**, according to Sports Reference.
- **vs. South Carolina**, only played 26 minutes due to foul trouble but still scored a career-high 19 – hitting a career-high 9-of-10 free throws.
- **vs. Texas A&M**, record his fifth double-double of the season with 14 points and 11 rebounds ... Added a career-high six steals with three assists and three blocked shots.

Williams Named SEC co-Player of the Week Part 2

- Jaylin Williams averaged 13.0 points and 13.5 rebounds to be named SEC co-Player of the Week (Feb. 21). He shared the honor with Vanderbilt's Scotty Pippen Jr.
- **At Missouri**, Williams had 13 points and 11 rebounds while leading the team in assists (4) and blocked shots (2). He did most of his damage in leading Arkansas to a 46-27 halftime lead with seven points, seven rebounds and four assists.
- **In the Tennessee win**, Williams posted a career-high 16 rebounds (15 defensive), including 10 first-half boards. He tied for the game-high honors with 13 points. In the second half, Arkansas out-scored the Volunteers by nine as Williams led all players with nine points and six rebounds in the period. Williams additional drew four charges, tying his career high for a third time this season, and moving his school-record total to 41 on the season.

Zero for 6

- Twice this season – at Georgia and at Missouri – Stanley Umude made 6 treys in a game.
- Led the Hogs to the win at Georgia with a **season-high 31 points**, a season-high four assists and **MAKING A CAREER-HIGH SIX 3-POINTERS**.

^ Up 4 (32-28) with 4 minutes left in the 1st half, Umude scored 23 points as part of a 41-14 run that – including back-to-back 3's to end the run in the second half for a 23-point lead. **VIDEO: MUSS ON THE 3's**

• **Is the only Hog in the last 25 years to get 31+ pts, 4+ rebounds, 4+ assists, 2+ steals and 2+ blocks in a game. (HogStats)**

- At Missouri, he also **MADE SIX 3-POINTERS** and scored a game-high 23 points.
- Umude was additionally **6-of-6 at the free throw line** versus Vermont – both season highs.

Umude Found Groove Once SEC Play Began; Getting Better

- Stanley Umude has found his groove once SEC play began, leading the team in scoring five times, and has continued his strong play since postseason began (SEC and NCAA)

• BIG SEC GAMES •

at Miss State	7-12 FG	2-4 3PT	3-4 FT	3 reb	2 st	19 pts
vs Vandy	11-20 FG	3-7 3PT	3-4 FT	3 reb	3 stl	28 pts
at Georgia	12-20 FG	6-8 3PT	1-2 FT	4 reb	4 ast	31 pts
at Alabama	7-11 FG	3-7 3PT	2-2 FT	9 reb	2 ast	19 pts
at Mizzou	8-13 FG	6-9 3PT	1-4 FT	5 reb	2 blk	23 pts
LSU	8-16 FG	3-8 3PT	4-4 FT	5 reb	1 ast	23 pts
at Tennessee	5-13 FG	3-9 3PT	2-2 FT	3 reb	0 ast	19 pts

• BIG POSTSEASON GAMES •

vs TX A&M	7-13 FG	3-5 3PT	3-2 FT	3 reb	20 pts
vs Vermont	6-11 FG	3-4 3PT	6-6 FT	9 reb	21 pts

• UMUDE IN NON-SEC GAMES / SEC GAMES / POSTSEASON •

NON-SEC	14 gms	.450 FG	.240 3PT	.667 FT	4.5 rpg	8.6 ppg (5th on the team)
SEC	18 gms	.460 FG	.396 3PT	.673 FT	4.7 rpg	13.9 ppg (2nd on the team)
Postseason	5 gms	.478 FG	.429 3PT	1.000 FT	5.4 rpg	12.6 ppg (2nd on the team)

Au'Some In KC

- Au'Diese Toney was named **Hall of Fame Classic MVP** as he led the team in both scoring (16.0 avg) and rebounding (9.0 avg).
- Scored 13 vs K-State and 19 vs Cincinnati while grabbing nine rebounds in each game.
- Was a combined 12-of-15 at the free throw line in Kansas City.

Toney at the Line

- Au'Diese Toney ranks 6th in the SEC in free throws made (103) and 13th in FT% (.791).
- Toney made 23 straight FT in the latter part of the season and made 37 of his 39, including four games going 6-of-6 at the line and once going 8-of-10.
- However, he was just 2-of-5 at the line in rounds 1 and 2 of the NCAA Tournament.

Toney, Toney, Toney

- Au'Diese Toney has arguably been Arkansas' best defender while being a key scorer and the team's second-best rebounder over the last 20 games.
- **Has locked down the team's "LOCK DOWN DEFENDER" award over the last 21 games.**
- **Averaging 10.1 points and shooting 80.2% from the FT line.**
- **Averaging 5.2 rebounds including three double-doubles**
 - leading the team with 2.31 offensive boards per game, including 8 games with at least 3
- **Versus Vandy**, Au'Diese Toney had his first 20-point game as a Razorback, scoring 16 of his 20 in the 2nd half (5-of-5 FG)
 - Tied a season-high with three assists.
 - Was 6-of-7 from the field - including 5-of-5 in the 2nd half
 - Was 7-of-9 at the free throw line.
- **at LSU**, Toney played a season 38:40 (including the whole second half).
 - Had 12 points (4-of-8 FG • 4-of-6 FT) with four rebounds.
- **Versus South Carolina**, Toney pumped in 13 points with **eight rebounds (5 offensive) and a season-high three steals.**
- **Versus West Virginia**, Toney turned in his best offensive and defensive game since the Hall of Fame Classic. First, he scored a team-best 19 points (6-of-8 FG and 7-of-8 FT) with seven rebounds and a season-high three assists. On defense, he held WVU's leading scorer Taz Sherman to 4-of-11 shooting and seven of Sherman's 15 points came in the final 2 minutes.
- **Versus Auburn**, turned in his **second double-double as a Razorback with 14 points and 10 rebounds (5 offensive boards).**

- **Versus Tennessee**, was just 1-of-6 from the field, but was 6-of-6 at the line. **However, he grabbed 10 rebounds (four offensive) and held UT's leading scorer to 7 points (2-of-13 overall and 1-of-9 from 3-point range).**
- **Versus LSU**, was as efficient as he has been in SEC games, coring 18 points on 6-of-9 shooting and making 6-of-6 at the line. He was once again a standout on defense, helping hold Xavier Pinson to 5-of-21 shooting (0-of-7 3PT).
- **Vs LSU (SEC)**, turned in his third double-double as a Razorback with a **season-high 22 points** (6-11 FG, 8-10 FT) and 10 rebounds (**season-high 7 defensive boards**).

Lykes Likes Line (Clutch Inside 3 Minutes)

- Chris Lykes had two impressive streaks at the free throw line, including 21 straight at the line spanning 5 games earlier in the year and a streak of 19 straight. **He is a perfect 11-of-11 at the line in the NCAA**
- **THIS YEAR INSIDE THE FINAL 3 MINUTES OF GAME (AND OT), LYKES HAS MADE 46-OF-49 (93.8%) AT THE FREE THROW LINE.**

BIG GAMES FOR LYKES

- He **led the team in scoring in back-to-back games** with 26 points versus Northern Iowa and 14 versus Kansas State.
 - ^ The 26-point performance versus UNI was two points off his career high and his 17th career 20-point game. **It was just the 11th time since Arkansas joined the SEC (1991-92) that a Razorback scored 26+ points off the bench.** (HogStats)
 - ^ Versus K-State, scored a game-high 14 pts (tied) and **was 10-of-10 from the free throw line inside the final 1:46 to seal the win.**
 - ^ Versus **Cincinnati**, Lykes was 8-of-10 from the free throw line, **including 4-of-4 inside the final 21 seconds to seal the win.**
- He only scored nine points versus UCA but had a season-high five assists.
- Versus **Hofstra**, Lykes made four 3's to tie a season high and had a season-high three steals.
 - ^ Lykes was 4-of-9 vs Hofstra and he was 4-of-7 versus UNI
 - ^ Between those games (7 game span) he was just 4-of-22 from deep.
- Lykes led Arkansas versus **Elon**, scoring 21 points on just eight field goal attempts. He **was 12-of-12 at the line.**
- **At Georgia**, Lykes only scored nine points but he had season-highs in assists (7) and steals (4). Three of the steals came on UGA inbounds passes after a Razorback score.
- **Versus Miss State**: Continued his strong play with 10 points, two rebounds, two assists and two steals ... Also, on the defensive end, the players he guards did not score in his nearly 20 minutes of action. Sealed the win with a 3-pointer with 25 seconds left.
- **At Tennessee**: Coach Musselman said it was Lykes best game since SEC play began ... Scored 15 points (making 4-of-7 FG and 3-of-5 3 PT) while going 4-of-4 at the line ... Added three assists and three steals ... Was a team-best +10 for the game and +18 in the second half.
- **vs LSU (SEC)**: Pumped in 18 points (including 6 straight to give Arkansas a lead it would not relinquish as the first half ended) ... Was 7-of-8 at the line and added three steals.
- **vs NM State (NCAA)**: Was a perfect 7-of-7 at the line, all inside the final 5:24 ... **Was 4-of-4 inside the final 10 seconds to give Arkansas a 4-point lead both times.**

Devo ... Mr. March

- Davonte Davis "saved us" said head coach Eric Musselman thanks to Devo's play in the first half versus Vermont.
 - ^ Had 10 of his 14 points in the period making 4-of-5 from the field (1-1 3PT) with all three of his assists ... Was +12 in the first half to be the only Hog in double figures in Plus-Minus
- * His play should not come as a surprise. Davis burst onto the national scene in last year's NCAA Tournament, helping the Razorbacks reach the NCAA Elite 8.
 - ^ **Specifically, LAST YEAR, he hit a jumper with 3.1 seconds left versus Oral Roberts in the Sweet 16.**
- Davis has reached double figures in 5-of-7 of his NCAA Tournament games
 - ^ His is averaging 11.3 ppg • 5.0 rpg • Shooting .453 FG and .90 FT

Davis Had Career Game vs Oklahoma

- Davonte Davis was the lone bright spot in the loss to Oklahoma.
 - **Scored a career-high 26 points** – his 2nd career 20-point game • previous career-high was 20 vs Georgia (1/9/21)
 - Made and took a career-high 9-of-21 FG
 - **Made and took a career-high 4-of-8 3PT – entered the game with just 6 career 3's made in 39 games**

Davis Comes Up Big in Big Wins

- **Auburn**, Davis had a **career-high five steals**. He was +15 (the only Hog in double digits for Plus-Minus) in the six-point win.
- **Tennessee**, drained 2-of-3 from 3-point range with four rebounds (three offensive)
- **At Florida**, was 7-of-10 from the field (2-of-3 3PT) and led the team with four assists while adding six rebounds with ZERO TURNOVERS.
- **Kentucky**: Led the team with a +4, playing 31:23 off the bench ... Was 5-of-7 at the line (3-of-3 in one trip to put the Hogs up two with 5:22 left – and made two FT inside the final 13 seconds to keep it a 2-possession game ... Made a key defensive rebound with five seconds left, saving the ball from going out of bounds after an Au'Diese Toney blocked shot.
- **LSU**: Yet again led the team in Plus-Minus (+5) in a one-point game in 30:46 played ... Had four assists ... Scored his lone basket with Arkansas down 7 with 6:13 left as he grabbed his own miss and flipped the ball backwards over his head.
- **In the Auburn, at Mizzou, Tennessee and at Florida games, Davis was 2-of-3 from 3-point range in each game. It marked the only times Davis made multiple 3's in SEC**

RAZORBACKS IN THE NCAA

DAVONTE DAVIS

vs Colgate	12 pts	6 reb	6-11 FG	0-0 3PT	0-0 FT	3 AST	2 BLK	2 STL
vs TX Tech	15 pts	6 reb	7-15 FG	0-1 3PT	1-2 FT	1 AST	0 BLK	0 STL
vs ORU	16 pts	8 reb	7-13 FG	0-0 3PT	2-2 FT	2 AST	0 BLK	0 STL
vs Baylor	14 pts	6 reb	6-13 FG	0-2 3PT	2-2 FT	2 AST	0 BLK	1 STL
vs Vermont	14 pts	3 reb	6-10 FG	1-2 3PT	1-1 FT	3 AST	0 BLK	2 STL
vs NM State	2 pts	3 reb	0-6 FG	0-1 3PT	1-1 FT	1 AST	0 BLK	1 STL
vs Gonzaga	6 pts	3 reb	2-7 FG	0-2 3PT	2-2 FT	2 AST	0 BLK	1 STL
TOTALS	11.3 ppg	5.0 rpg	.453	.125	.900	2.0 avg	0.3 avg	1.0 avg

CHRIS LYKES (at Miami)

vs Loyola-CHI	10 pts	6 reb	3-11 FG	1-2 3PT	3-4 FT	2 AST	0 BLK	2 STL
vs Vermont	2 pts	0 reb	0-3 FG	0-2 3PT	2-2 FT	0 AST	0 BLK	0 STL
vs NM State	7 pts	0 reb	0-1 FG	0-0 3PT	7-7 FT	0 AST	0 BLK	0 STL
vs Gonzaga	2 pts	0 reb	0-0 FG	0-0 3PT	2-2 FT	0 AST	0 BLK	0 STL
TOTALS	5.3 ppg	2.0 rpg	.200	.250	.933	0.5 avg	--	0.5 avg

JD NOTAE

vs Colgate	14 pts	5 reb	4-12 FG	3-8 3PT	0-0 FT	3 AST	2 BLK	3 STL
vs TX Tech	7 pts	3 reb	2-11 FG	2-7 3PT	1-2 FT	0 AST	0 BLK	0 STL
vs ORU	4 pts	3 reb	1-6 FG	0-2 3PT	2-2 FT	0 AST	0 BLK	2 STL
vs Baylor	14 pts	0 reb	5-6 FG	2-2 3PT	0-0 FT	1 AST	1 BLK	0 STL
vs Vermont	17 pts	7 reb	5-16 FG	1-7 3PT	6-8 FT	4 AST	0 BLK	0 STL
vs NM State	18 pts	4 reb	5-18 FG	1-3 3PT	7-8 FT	3 AST	0 BLK	8 STL
vs Gonzaga	21 pts	6 reb	9-29 FG	2-12 3PT	1-2 FT	6 AST	2 BLK	3 STL
TOTALS	13.6 ppg	4.0 rpg	.316	.268	.773	2.4 avg	0.7 avg	2.3 avg

AU'DIESE TONEY

vs Vermont	6 pts	5 reb	2-4 FG	1-1 3PT	1-2 FT	0 AST	1 BLK	0 STL
vs NM State	7 pts	2 reb	3-5 FG	0-2 3PT	1-3 FT	0 AST	1 BLK	0 STL
vs Gonzaga	9 pts	7 reb	4-8 FG	0-1 3PT	1-3 FT	0 AST	2 BLK	1 STL
TOTALS	7.3 ppg	4.7 rpg	.529	.250	.375	--	1.3 avg	0.3 avg

STANLEY UMUDE

vs Vermont	21 pts	9 reb	6-11 FG	3-4 3PT	6-6 FT	3 AST	2 BLK	0 STL
vs NM State	9 pts	8 reb	3-10 FG	2-8 3PT	1-1 FT	3 AST	0 BLK	1 STL
vs Gonzaga	6 pts	2 reb	3-5 FG	0-1 3PT	0-0 FT	1 AST	0 BLK	0 STL
TOTALS	12.7 ppg	6.3 rpg	.462	.385	1.000	2.3 avg	0.7 avg	0.7 avg

TREY WADE (at Wichita State)

vs Drake	5 pts	7 reb	2-4 FG	1-1 3PT	0-0 FT	1 AST	2 BLK	1 STL
vs Vermont	2 pts	1 reb	1-2 FG	0-1 3PT	0-0 FT	1 AST	0 BLK	0 STL
vs NM State	0 pts	1 reb	0-1 FG	0-1 3PT	0-0 FT	0 AST	0 BLK	1 STL
vs Gonzaga	15 pts	7 reb	6-10 FG	3-4 3PT	0-0 FT	1 AST	1 BLK	1 STL
TOTALS	5.5 ppg	4.3 rpg	.529	.571	--	0.8 avg	0.8 avg	0.8 avg

JAYLIN WILLIAMS

vs Colgate	0 pts	3 reb	0-1 FG	0-0 3PT	0-0 FT	0 AST	0 BLK	0 STL
vs TX Tech	1 pts	10 reb	0-4 FG	0-1 3PT	1-2 FT	4 AST	0 BLK	0 STL
vs ORU	2 pts	3 reb	1-3 FG	0-0 3PT	0-0 FT	0 AST	0 BLK	0 STL
vs Baylor	8 pts	4 reb	4-5 FG	0-0 3PT	0-0 FT	0 AST	1 BLK	0 STL
vs Vermont	13 pts	10 reb	4-10 FG	1-4 3PT	4-6 FT	1 AST	0 BLK	0 STL
vs NM State	10 pts	15 reb	3-10 FG	0-1 3PT	4-4 FT	3 AST	0 BLK	1 STL
vs Gonzaga	15 pts	12 reb	5-12 FG	2-5 3PT	3-5 FT	3 AST	1 BLK	0 STL
TOTALS	7.0 ppg	8.1 rpg	.379	.273	.800	1.4 avg	0.3 avg	0.1 avg

games for his career.

^ **In fact, he has only made at least one 3-pointer in 11 career games.**

Très Magnifique vs Mizzou (twice) and at Ole Miss

- Trey Wade was a late arrival to summer workouts as they waited for paperwork to clear. Then, he injured his knee and missed another month in the preseason.
- However, Wade is one of six Razorbacks to play in all 31 games although his production has been inconsistent at best until entering the Razorback starting lineup.
- At Missouri, Wade recorded his first double-double as a Razorback (4th for his career) with 12 points and 11 rebounds.

BIG GAMES VS MIZZOU (2x) and AT OLE MISS

GM16 vs MIZ	31:55 min	7-10 FG	1-1 3PT	2-3 FT	5 rebs	3 AST	2 BLK	3 STL	17 pts
GM20 at OM	39:40 min	5-5 FG	2-2 3PT	0-1 FT	5 rebs	4 AST	0 BLK	0 STL	12 pts
GM25 at MIZ	35:36 min	5-7 FG	0-1 3PT	2-2 FT	11 rebs	1 AST	0 BLK	1 STL	12 pts

Wade Gets Love From Other #3 Wade

- Trey Wade was the MVP of the Gonzaga win with 15 points (his 4th double-digit scoring game this year) and added seven rebounds. He also was a defensive stopper versus Chet Holmgren.
- **Dwayne Wade tweeted during the game ...**
- **"Watching the Arkansas vs Gonzaga game and seeing the number 3 with Wade name is dope!!"**


SIGNING CLASS OF 2022

- **HIGHEST RATED RECRUITING CLASS IN SCHOOL HISTORY (#2 247SPORTS COMPOSITE - #2 ESPN - #3 247SPORTS - #5 RIVALS)**
- **Only school with FIVE on the Sports Illustrated All-American SI99. All five are also McDonald's All-American nominees.**
- First time to sign two, 5-stars (Nick Smith Jr., and Jordan Walsh) in the same class
- In fact, Arkansas now has only signed six, 5-stars since 2004. Smith and Walsh are the only two Razorback signees to rank among the ESPN top 10 (dating back to 2007).
- **Nick Smith Jr., and Jordan Walsh are on the 2022 Jersey Mike's Naismith High School Trophy Watch List and both are 1 of 25 on its All-Midseason Team.**
- **Arkansas had never had a class with at least four players among the ESPN top 100 until Eric Musselman's arrival and his staff has done so twice (class of 2020 and class of 2022)**
- Since 2004, only four recruiting classes have ranked among the top 10 and Musselman's staff owns two of those - class of 2020 was #5 ESPN / #9 247Sports and class of 2022 ranks #2 in both ESPN and 247Sports.




Barry Dunning Jr.
6-6, 195, G
Mobile, Ala.
McGill Toolen Catholic HS

- **#78 on the SI99 All-American list**
- **McDonald's All-American Nominee**
- 4-Star - 76th overall by ESPN / #20 small forward in the nation
- 4-Star - 91st overall by 247Sports Composite / #25 small forward in the nation
- 3-star - 125th overall by 247Sports / #32 small forward in the nation
- 3-Star - 131st overall by Rivals / #36 small forward in the nation
- **Rated #1 player in the state of Alabama by ESPN, 247Composite, 247Sports**
- **2021 Gatorade Alabama Player of the Year**
- 2021 first team Class 6A All-State selection by the Alabama Sports Writers Association
- 1 of 5 statewide players selected to the ASWA Super All-State Team
- Averaged 21.5 points and 11.3 rebounds per game as a junior for the Yellow Jackets ... Also recorded 3.1 assists, 2.1 steals and 1.8 blocks per game




Derrian Ford
6-4, 210, G
Magnolia, Ark.
Magnolia HS

- **#71 on the SI99 All-American list**
- **McDonald's All-American Nominee**
- 4-Star - 55th overall by 247Composite / #10 combo guard in the nation
- 4-Star - 58th overall by Rivals / #11 shooting guard in the nation
- 4-Star - 59th overall by 247Sports / #11 combo guard in the nation
- 4-Star - 68th overall by ESPN / #13 shooting guard in the nation
- **2021 Gatorade Arkansas Player of the Year**
- Rated #3 player in the state of Arkansas by ESPN and 247Sports
- **2021 Class 4A Player of the Year by the Arkansas Basketball Coaches Association**
- 2021 Arkansas Democrat-Gazette first team All-Arkansas Preps (all divisions)
- Led the Panthers to a 23-1 record and the Class 4A semifinals in 2021
- Averaged 23.2 points, 7.1 rebounds and 3.0 assists as a junior
- Class 4A State Tournament MVP as a freshman and sophomore, leading his team to back-to-back championships (2019 and 2020) ... Had 54-game win streak snapped in the 2021 4A state semifinals, falling to Morrilton
- As a sophomore, tabbed first team Arkansas All-State team by MaxPreps
- Has a 4.0 GPA




Joseph Pinion
6-6, 185, F
Morrilton, Ark.
Morrilton HS

- **#93 on the SI99 All-American list**
- **McDonald's All-American Nominee**
- 4-Star - 93rd overall by ESPN / #16 shooting guard in the nation
- 4-star - 98th overall by 247Sports Composite / #27 small forward in the nation
- 3-Star - 125th overall by Rivals / #34 small forward in the nation
- 3-Star - 135th overall by 247Sports / #34 small forward in the nation
- **2021 Arkansas Democrat-Gazette first team All-Arkansas Preps (all divisions)**
- Led Morrilton to the 2021 Class 4A title game as a junior
- Averaged 17.2 points, 6.4 rebounds, 3 assists, 2 steals and 1 block per game as a junior ... Shot 58% from two-point range, 40 percent from three and 74 percent at the free throw line
- As a sophomore, averaged 18 points, 7.9 rebounds, 1.3 assists, 1.6 steals and 1.4 steals ... As a freshman, averaged 12.3 points, 4.4 rebounds, 2 assists, 1 steal and 1 block



Nick Smith Jr.
6-5, 185, G
North Little Rock, Ark.
North Little Rock HS

- **1 of 5 FINALIST FOR THE JERSEY'S MIKE'S NAISMITH HS BOYS PLAYER OF THE YEAR**
- **McDONALD'S ALL-AMERICAN**
- **Jersey Mike's Naismith High School All-American (1st Tm)**
- **#3 on the SI99 All-American list**
- 5-Star - 6th overall by ESPN / #4 shooting guard in the nation
- 5-star - 5th overall by 247Sports / #1 combo guard in the nation
- 5-Star - 6th overall by 247Composite / #2 combo guard in the nation
- 5-Star - 16th overall by Rivals / #2 point guard in the nation
- **At #6 by ESPN, is the third-highest rated player to ever sign with Arkansas trailing Corliss Williamson (ranked either #1 or #2 by all the recruiting services) and AJ Jefferson (ranked #3 by 247Sports and #4 by Rivals in 2004).**
- Consensus #1 player from Arkansas by the recruiting websites
- **2021 MaxPreps Arkansas High School Basketball Player of the Year**
- 2021 Arkansas Democrat-Gazette All-Arkansas Preps (all divisions) Player of the Year ... Averaged 25 points, 5 rebounds and 4 assists
- 2020 Arkansas Democrat-Gazette All-Arkansas Preps Underclassman of the Year ... Averaged 21.3 points, 3 rebounds and 3 steals
- Played at Sylvan Hills as a junior and sophomore
- In the summer of 2021, led Brad Beal Elite AAU team to a 6-2 record and the finals of Peach Jam while averaging 18.6 points, 3 rebounds and 3 assists per game ... Scored 31 points (10-of-18 shooting) in the championship game and became the first player since NBA star Michael Porter Jr. to score more than 30 in the finals.



Jordan Walsh
6-7, 200, F
Desoto, Texas
Link Year (Mo.) Academy

- **McDONALD'S ALL-AMERICAN**
- **Jersey Mike's Naismith High School All-American (HM)**
- **#32 on the SI99 All-American list**
- 5-Star - 10th overall by ESPN / #4 small forward in the nation
- 5-Star - 18th overall by 247Composite / #5 small forward in the nation
- 5-Star - 20th overall by 247Sports / #6 small forward in the nation
- 4-Star - 31st overall by Rivals / #11 small forward in the nation
- **Rated #1 player from Texas by ESPN and #2 in the state by 247Sports**
- 2021 4A All-State as named by the Texas Association of Basketball Coaches
- In the summer of 2021, played for Drive Nation program on the Nike EYBL circuit and averaged 12.3 points, 7.4 points and 3.3 assists while shooting better than 50% inside the arc ... Tallied three double-doubles, including a 17-point, 10-rebound, 4-assist effort
- As a junior at Oak Cliff's Faith and Family Academy, averaged 18 points, 11 rebounds, five assists, 2.4 steals and 2.3 blocks per game for a squad that finished 25-6 and advanced to the Class 4A state semifinals
- Also led the Eagles to the state semifinals as a sophomore before the remainder of the state tournament was canceled due to COVID-19
- As a freshman, led Faith and Family to a 36-6 record and its first Class 4A state title ... In fact, his dunk just before the final buzzer provided the 53-51 victory against Liberty Hill

2022 NCAA DIVISION I MEN'S BASKETBALL CHAMPIONSHIP



FIRST ROUND
MARCH 17 & 18

SECOND ROUND
MARCH 19 & 20

ELITE 8
MARCH 26 & 27

NATIONAL SEMIFINALS
APRIL 2

FIRST FOUR

16 Tex. Southern (18-12) 76	12 Wyoming (25-8) 58
16 Tex. A&M CC (23-11) 67	12 Indiana (20-13) 66

93 Wright St. (21-13) 16	87 Rutgers (18-13) 11
82 Bryant (22-9) 16	89 Notre Dame (22-10) 11

85 Arizona 1	70 San Diego
80 TCU 9	42 Seton Hall (21-10) 8
69 TCU (20-12) 9	68 Houston 5
82 Houston (29-5) 5	68 Pittsburgh
53 Illinois 4	54 Illinois (22-9) 4
53 Chattanooga (27-7) 13	63 Colorado St. (25-5) 6
76 Michigan 11	75 Indianapolis
68 Tennessee 3	88 Tennessee (26-7) 3
56 Longwood (26-6) 14	54 Ohio St. (19-11) 7
61 Ohio St. 7	41 Loyola Chicago (25-7) 10
80 Villanova 2	80 Villanova (26-7) 2
60 Delaware (22-12) 15	83 Kansas (28-6) 1
56 Texas Southern 16	69 San Diego St. (23-8) 8
72 Creighton 9	72 Creighton (22-11) 9
63 Iowa (26-9) 5	51 Richmond 12
67 Buffalo	66 Providence (25-5) 4
79 Providence 4	57 S. Dakota St. (30-4) 13
54 LSU (22-11) 6	54 Iowa St. 11
59 Iowa St. (20-12) 11	67 Wisconsin 3
60 Colgate (23-11) 14	66 USC (26-7) 7
79 Miami (FL) 10	68 Miami (FL) (23-10) 10
61 Auburn 2	80 Auburn (27-5) 2
61 Jacksonville St. (21-10) 15	

1 Gonzaga (26-3) 93	1 Gonzaga 82	Portland	1 Gonzaga	Mar 24	85 Arizona 1	70 San Diego	Arizona (31-3) 1
16 Georgia St. (18-10) 72	53 Boise St. (27-7)	9 Memphis 78	1 Gonzaga	Mar 24	80 TCU 9	42 Seton Hall (21-10) 8	
9 Memphis (21-10) 64	63 UConn (23-9)	12 NM St. 48	9 Memphis	Mar 24	69 TCU (20-12) 9	68 Houston 5	
12 New Mexico St. (26-6) 70	4 Arkansas (25-8) 75	Buffalo	12 NM St.	Mar 24	82 Houston (29-5) 5	68 Pittsburgh	
4 Arkansas (25-8) 75	4 Arkansas (28-5) 71	4 Arkansas 53	4 Arkansas	Mar 24	53 Illinois 4	54 Illinois (22-9) 4	
13 Vermont (28-5) 71	64 Alabama (19-13) 64	11 Notre Dame 53	13 Vermont	Mar 24	53 Chattanooga (27-7) 13	63 Colorado St. (25-5) 6	
6 Alabama (19-13) 64	78 Notre Dame	San Diego	6 Alabama	Mar 24	76 Michigan 11	75 Indianapolis	
11 Notre Dame 78	97 Texas Tech 59	3 Texas Tech	11 Notre Dame	Mar 24	68 Tennessee 3	88 Tennessee (26-7) 3	
3 Texas Tech (25-9) 97	3 Texas Tech (27-7) 62	7 Michigan St. 76	3 Texas Tech	Mar 24	56 Longwood (26-6) 14	54 Ohio St. (19-11) 7	
14 Montana St. (27-7) 62	73 Michigan St. (22-12) 74	Greenville	14 Montana St.	Mar 24	61 Ohio St. 7	41 Loyola Chicago (25-7) 10	
7 Michigan St. (22-12) 74	2 Duke (28-6) 78	2 Duke 85	7 Michigan St.	Mar 24	80 Villanova 2	80 Villanova (26-7) 2	
10 Davidson (27-6) 73	15 Cal St. Fullerton (21-10) 61		10 Davidson	Mar 24	60 Delaware (22-12) 15		
2 Duke (28-6) 78			2 Duke	Mar 24			
15 Cal St. Fullerton (21-10) 61			15 Cal St. Fullerton	Mar 24			

1 Gonzaga (26-3) 93	1 Gonzaga 82	Portland	1 Gonzaga	Mar 24	85 Arizona 1	70 San Diego	Arizona (31-3) 1
16 Georgia St. (18-10) 72	53 Boise St. (27-7)	9 Memphis 78	1 Gonzaga	Mar 24	80 TCU 9	42 Seton Hall (21-10) 8	
9 Memphis (21-10) 64	63 UConn (23-9)	12 NM St. 48	9 Memphis	Mar 24	69 TCU (20-12) 9	68 Houston 5	
12 New Mexico St. (26-6) 70	4 Arkansas (25-8) 75	Buffalo	12 NM St.	Mar 24	82 Houston (29-5) 5	68 Pittsburgh	
4 Arkansas (25-8) 75	4 Arkansas (28-5) 71	4 Arkansas 53	4 Arkansas	Mar 24	53 Illinois 4	54 Illinois (22-9) 4	
13 Vermont (28-5) 71	64 Alabama (19-13) 64	11 Notre Dame 53	13 Vermont	Mar 24	53 Chattanooga (27-7) 13	63 Colorado St. (25-5) 6	
6 Alabama (19-13) 64	78 Notre Dame	San Diego	6 Alabama	Mar 24	76 Michigan 11	75 Indianapolis	
11 Notre Dame 78	97 Texas Tech 59	3 Texas Tech	11 Notre Dame	Mar 24	68 Tennessee 3	88 Tennessee (26-7) 3	
3 Texas Tech (25-9) 97	3 Texas Tech (27-7) 62	7 Michigan St. 76	3 Texas Tech	Mar 24	56 Longwood (26-6) 14	54 Ohio St. (19-11) 7	
14 Montana St. (27-7) 62	73 Michigan St. (22-12) 74	Greenville	14 Montana St.	Mar 24	61 Ohio St. 7	41 Loyola Chicago (25-7) 10	
7 Michigan St. (22-12) 74	2 Duke (28-6) 78	2 Duke 85	7 Michigan St.	Mar 24	80 Villanova 2	80 Villanova (26-7) 2	
10 Davidson (27-6) 73	15 Cal St. Fullerton (21-10) 61		10 Davidson	Mar 24	60 Delaware (22-12) 15		
2 Duke (28-6) 78			2 Duke	Mar 24			
15 Cal St. Fullerton (21-10) 61			15 Cal St. Fullerton	Mar 24			

1 Gonzaga (26-3) 93	1 Gonzaga 82	Portland	1 Gonzaga	Mar 24	85 Arizona 1	70 San Diego	Arizona (31-3) 1
16 Georgia St. (18-10) 72	53 Boise St. (27-7)	9 Memphis 78	1 Gonzaga	Mar 24	80 TCU 9	42 Seton Hall (21-10) 8	
9 Memphis (21-10) 64	63 UConn (23-9)	12 NM St. 48	9 Memphis	Mar 24	69 TCU (20-12) 9	68 Houston 5	
12 New Mexico St. (26-6) 70	4 Arkansas (25-8) 75	Buffalo	12 NM St.	Mar 24	82 Houston (29-5) 5	68 Pittsburgh	
4 Arkansas (25-8) 75	4 Arkansas (28-5) 71	4 Arkansas 53	4 Arkansas	Mar 24	53 Illinois 4	54 Illinois (22-9) 4	
13 Vermont (28-5) 71	64 Alabama (19-13) 64	11 Notre Dame 53	13 Vermont	Mar 24	53 Chattanooga (27-7) 13	63 Colorado St. (25-5) 6	
6 Alabama (19-13) 64	78 Notre Dame	San Diego	6 Alabama	Mar 24	76 Michigan 11	75 Indianapolis	
11 Notre Dame 78	97 Texas Tech 59	3 Texas Tech	11 Notre Dame	Mar 24	68 Tennessee 3	88 Tennessee (26-7) 3	
3 Texas Tech (25-9) 97	3 Texas Tech (27-7) 62	7 Michigan St. 76	3 Texas Tech	Mar 24	56 Longwood (26-6) 14	54 Ohio St. (19-11) 7	
14 Montana St. (27-7) 62	73 Michigan St. (22-12) 74	Greenville	14 Montana St.	Mar 24	61 Ohio St. 7	41 Loyola Chicago (25-7) 10	
7 Michigan St. (22-12) 74	2 Duke (28-6) 78	2 Duke 85	7 Michigan St.	Mar 24	80 Villanova 2	80 Villanova (26-7) 2	
10 Davidson (27-6) 73	15 Cal St. Fullerton (21-10) 61		10 Davidson	Mar 24	60 Delaware (22-12) 15		
2 Duke (28-6) 78			2 Duke	Mar 24			
15 Cal St. Fullerton (21-10) 61			15 Cal St. Fullerton	Mar 24			

1 Gonzaga (26-3) 93	1 Gonzaga 82	Portland	1 Gonzaga	Mar 24	85 Arizona 1	70 San Diego	Arizona (31-3) 1
16 Georgia St. (18-10) 72	53 Boise St. (27-7)	9 Memphis 78	1 Gonzaga	Mar 24	80 TCU 9	42 Seton Hall (21-10) 8	
9 Memphis (21-10) 64	63 UConn (23-9)	12 NM St. 48	9 Memphis	Mar 24	69 TCU (20-12) 9	68 Houston 5	
12 New Mexico St. (26-6) 70	4 Arkansas (25-8) 75	Buffalo	12 NM St.	Mar 24	82 Houston (29-5) 5	68 Pittsburgh	
4 Arkansas (25-8) 75	4 Arkansas (28-5) 71	4 Arkansas 53	4 Arkansas	Mar 24	53 Illinois 4	54 Illinois (22-9) 4	
13 Vermont (28-5) 71	64 Alabama (19-13) 64	11 Notre Dame 53	13 Vermont	Mar 24	53 Chattanooga (27-7) 13	63 Colorado St. (25-5) 6	
6 Alabama (19-13) 64	78 Notre Dame	San Diego	6 Alabama	Mar 24	76 Michigan 11	75 Indianapolis	
11 Notre Dame 78	97 Texas Tech 59	3 Texas Tech	11 Notre Dame	Mar 24	68 Tennessee 3	88 Tennessee (26-7) 3	
3 Texas Tech (25-9) 97	3 Texas Tech (27-7) 62	7 Michigan St. 76	3 Texas Tech	Mar 24	56 Longwood (26-6) 14	54 Ohio St. (19-11) 7	
14 Montana St. (27-7) 62	73 Michigan St. (22-12) 74	Greenville	14 Montana St.	Mar 24	61 Ohio St. 7	41 Loyola Chicago (25-7) 10	
7 Michigan St. (22-12) 74	2 Duke (28-6) 78	2 Duke 85	7 Michigan St.	Mar 24	80 Villanova 2	80 Villanova (26-7) 2	
10 Davidson (27-6) 73	15 Cal St. Fullerton (21-10) 61		10 Davidson	Mar 24	60 Delaware (22-12) 15		
2 Duke (28-6) 78			2 Duke	Mar 24			
15 Cal St. Fullerton (21-10) 61			15 Cal St. Fullerton	Mar 24			



NATIONAL CHAMPIONSHIP APRIL 4

SEMIFINALS



SEMIFINALS



SEMIFINALS



SEMIFINALS



#MARCHMADNESS

Watch the tournament on these networks or online at [NCAA.COM/MARCHMADNESS](https://ncaa.com/marchmadness)



"ALL TIMES EASTERN"
On March 25, the NCAA Division I Men's Basketball Committee will select eight teams to play in the First Four. These games are scheduled for March 25 and 26 in Dayton, Ohio. The four winning teams will advance to first-round games to be determined by the committee during selection weekend.
The four winning teams will advance to first-round games to be determined by the committee during selection weekend.
March 27 and 28 are broadcast on ESPN, ESPN2, ESPN3, ESPN4, ESPN5, ESPN6, ESPN7, ESPN8, ESPN9, ESPN10, ESPN11, ESPN12, ESPN13, ESPN14, ESPN15, ESPN16, ESPN17, ESPN18, ESPN19, ESPN20, ESPN21, ESPN22, ESPN23, ESPN24, ESPN25, ESPN26, ESPN27, ESPN28, ESPN29, ESPN30, ESPN31, ESPN32, ESPN33, ESPN34, ESPN35, ESPN36, ESPN37, ESPN38, ESPN39, ESPN40, ESPN41, ESPN42, ESPN43, ESPN44, ESPN45, ESPN46, ESPN47, ESPN48, ESPN49, ESPN50, ESPN51, ESPN52, ESPN53, ESPN54, ESPN55, ESPN56, ESPN57, ESPN58, ESPN59, ESPN60, ESPN61, ESPN62, ESPN63, ESPN64, ESPN65, ESPN66, ESPN67, ESPN68, ESPN69, ESPN70, ESPN71, ESPN72, ESPN73, ESPN74, ESPN75, ESPN76, ESPN77, ESPN78, ESPN79, ESPN80, ESPN81, ESPN82, ESPN83, ESPN84, ESPN85, ESPN86, ESPN87, ESPN88, ESPN89, ESPN90, ESPN91, ESPN92, ESPN93, ESPN94, ESPN95, ESPN96, ESPN97, ESPN98, ESPN99, ESPN100.
ESPN2022 National Collegiate Athletic Association.
No other games are scheduled for March 25 and 26.
The NCAA operates all forms of sports reporting.



2021-22 SEC STANDINGS

Through Mar. 24, 2022



	SEC	PCT.	HOME	AWAY	OVERALL	PCT.	HOME	ROAD	NEUTRAL	STRK
1. Auburn	15-3	.833	9-0	6-3	28-6	.824	16-0	8-3	4-3	L1
2. Tennessee	14-4	.778	9-0	5-4	27-8	.771	16-0	6-5	5-3	L1
Kentucky	14-4	.778	9-0	5-4	26-8	.765	18-0	6-5	2-3	L2
4. Arkansas	13-5	.722	8-1	5-4	28-8	.778	17-1	5-4	6-3	W3
5. LSU	9-9	.500	7-2	2-7	22-12	.647	15-2	2-8	5-2	L2
Alabama	9-9	.500	6-3	3-6	19-14	.576	13-3	3-7	3-4	L4
South Carolina	9-9	.500	5-4	4-5	18-13	.581	12-4	4-7	2-2	L2
Texas A&M	9-9	.500	5-4	4-5	26-12	.684	16-4	5-5	5-3	W3
Florida	9-9	.500	5-4	4-5	20-14	.588	13-5	4-7	3-2	L1
10. Mississippi State	8-10	.444	7-2	1-8	18-16	.529	14-3	1-10	3-3	L2
11. Vanderbilt	7-11	.389	4-5	3-6	19-17	.528	11-8	5-8	3-1	L1
12. Missouri	5-13	.278	3-6	2-7	12-21	.364	8-8	2-10	2-3	L1
13. Ole Miss	4-14	.222	2-7	2-7	13-19	.406	10-8	2-7	1-4	L5
14. Georgia	1-17	.056	1-8	0-9	6-26	.188	6-13	0-10	0-3	L12

AP (Mar 14)

1 GONZAGA (54)	26-3	1,518
2 Arizona (7)	31-3	1,470
3 Kansas	28-6	1,388
4 Baylor	26-6	1,286
5 TENNESSEE	26-7	1,235
6 Villanova	26-7	1,211
7 KENTUCKY	26-7	1,178
8 AUBURN	27-5	1,144
9 Duke	28-6	986
10 Purdue	27-7	958
11 UCLA	25-7	823
12 Texas Tech	25-9	819
13 Providence	25-5	723
14 Wisconsin	24-7	685
15 Houston	29-5	665
16 Iowa	26-9	661
17 ARKANSAS	25-8	578
18 Saint Mary's	25-7	508
19 Illinois	22-9	457
20 Murray State	30-2	425
21 UConn	23-9	353
22 Southern Cal	26-7	170
23 Boise State	27-7	165
24 Colorado State	25-5	82
25 Texas	21-11	72

COACHES (Mar 14)

1 GONZAGA (31)	26-3	799
2 Arizona (1)	31-3	765
3 Kansas	28-6	701
4 Baylor	26-6	649
5 Villanova	26-7	628
6 KENTUCKY	26-7	612
7 AUBURN	27-5	607
8 TENNESSEE	26-7	597
9 Purdue	27-7	588
10 Duke	28-6	552
11 Texas Tech	25-9	429
12 UCLA	25-7	425
13 Providence	25-5	385
14 Wisconsin	24-7	376
15 Houston	29-5	286
T16 Saint Mary's	25-7	280
T16 Illinois	22-9	280
18 ARKANSAS	25-8	272
19 Iowa	26-9	258
20 Murray State	30-2	230
21 Connecticut	23-9	195
22 Southern California	26-7	141
23 Boise State	27-7	81
24 Virginia Tech	23-12	59
25 Texas	21-11	49

RECEIVING VOTES: Virginia Tech 63, South Dakota State 33, San Diego State 33, **LSU 25**, Loyola Chicago 18, Memphis 18, North Carolina 16, Michigan State 14, **TEXAS A&M 13**, ALABAMA 9, Ohio State 7, Creighton 4, VERMONT 3, Indiana 2, San Francisco 2, Davidson 2, Yale 1, Longwood 1, Seton Hall 1.

SEC POSTSEASON SCHEDULE

NCAA WEST REGIONAL ELITE 8			
Saturday, March 26	TV	CT	
#4 Arkansas vs #1 Gonzaga	TBS	7:49 pm	
NIT SEMIFINAL			
Tuesday, March 29	TV	CT	
#4 Washington St vs #1 Texas A&M	ESPN2	8:30 pm	
played in New York's Madison Square Garden			

HOGS RANKING BY WEEK

WEEK	AP	COACH	NET *
Preseason	16	15	No Poll
Nov. 15	16	12	No Poll
Nov. 22	12	12	No Poll
Nov. 29	10	9	No Poll
Dec. 6	12	10	44
Dec. 13	24	19	67
Dec. 20	(31) RV-9	(26) RV-36	91
Dec. 27	--	(26) RV-36	90
Jan. 3	--	(30) RV-15	90
Jan. 10	--	--	92
Jan. 17	--	--	56
Jan. 24	--	--	55
Jan. 31	(33) RV-7	(T39) RV-3	46
Feb. 7	(27) RV-74	(30) RV-27	37
Feb. 14	23	24	33
Feb. 14	18	18	23
Feb. 28	14	15	23
Mar. 7	15	16	20
Mar. 14	17	18	20
Apr. 5			

ARKANSAS IN THE POLLS

Ranking in AP Poll unless * indicating only ranked in the Coaches Poll

As	Overall	H	A	N	Last Meeting	Last Win
As #1	16-4	8-0	6-2	2-2	W, 97-79 vs #14 Georgetown @MEM (11/27/94)	Same
As #2	38-4	17-1	7-0	14-3	W, 76-72 vs #2 Duke @NCAA (4/4/94)	Same
As #3	29-5	13-0	10-5	6-0	W, 97-79 vs Tennessee (1/7/95)	Same
As #4	13-2	8-0	3-2	2-0	W, 94-71 at Missouri (12/3/94)	Same
As #5	13-8	1-1	2-4	10-3	L (OT), 93-95 vs #3 Kentucky @SEC (3/12/95)	69-58 vs #20 Alabama @SEC (3/11/95)
As #6	18-3	6-0	5-0	7-3	L, 78-89 vs #1 UCLA @NCAA (4/3/95)	75-68 vs #4 N. Carolina @NCAA (4/1/95)
As #7	18-1	4-0	7-0	7-1	W, 68-66 vs Auburn (3/4/95)	Same
As #8	9-10	6-1	1-5	2-4	L, 71-78 vs LSU @SEC (3/13/21)	70-64 vs Missouri @SEC (3/12/21)
As #9	22-5	5-1	6-1	11-3	W, 94-92 vs #5 Kentucky (1/29/95)	Same
As #10	17-4	8-1	2-1	6-2	W, 93-78 vs Little Rock (12/4/21)	Same
As #11	20-6	10-2	6-4	4-0	W, 89-73 vs South Carolina (2/15/92)	Same
As #12	22-9	11-0	8-5	2-4	L, 88-66 vs Oklahoma (12/11/21)	86-66 vs Charlotte (12/8/21)
As #13	17-5	11-1	3-4	3-0	W, 76-60 vs Penn (11/28/21)	Same
As #14	29-5	13-0	8-2	8-3	L, 78-74 at #13 Tennessee (3/5/22)	77-73 vs LSU (3/2/22)
As #15	16-4	4-1	9-1	3-2	L, 64-82 vs Texas A&M (03/12/22)	90-68 vs Tennessee State (11/7/00)
As #16	17-6	12-1	3-4	2-1	W, 93-80 vs UNI (11/17/21)	Same
As #17	18-8	5-2	****8-6	W, 74-68 vs Gonzaga @NCAA (3/24/22)	Same	
As #18	20-9	*10-4	8-4	2-1	W, 75-73 vs #6 Kentucky (2/26/22)	Same
As #19	16-7	8-2	3-3	5-2	L, 82-96 vs Ole Miss (1/17/15)	67-45 vs Wofford (11/9/07)
As #20	24-4	**11-0	1-0	****12-4	W, 83-75 vs LSU (2/27/21)	Same
As #21	6-4	3-0	0-1	3-3	L, 78-87 vs #15 N. Carolina @NCAA (3/21/15)	56-53 vs Wofford @NCAA (3/19/15)
As #22	8-5	4-1	2-3	2-1	L, 77-78 at Auburn (1/6/18)	84-79 (OT) vs Miss State @SEC (3/6/99)
As #23	7-1	5-0	2-1	0-0	W, 58-48 vs #16 Tennessee (2/19/22)	Same
As #24	7-1	4-0	3-0	0-1	L, 89-81 vs Hofstra @ NLR (12/18/21)	Same
As #25	5-2	5-0	0-1	0-1	W, 94-77 vs Iona (11/30/14)	Same
TOT	421-124	192-17	110-57	119-50		

ARKANSAS VERSUS THE POLLS

Ranking in AP Poll unless * indicating only ranked in the Coaches Poll

Vs	Overall	H	A	N	Last Meeting	Last Win
Vs #1	3-11	1-2	0-5	2-7	W, 74-68 vs Gonzaga @NCAA (03/24/22)	Same
Vs #2	6-8	5-2	0-5	1-1	W, 80-69 vs Florida (2/5/13)	Same
Vs #3	0-15	0-1	0-3	0-11	L, 72-81 vs Baylor @ NCAA (3/29/21)	--
Vs #4	5-12	2-2	1-7	2-3	L, 66-70 at Kentucky (2/26/19)	96-88 vs Oklahoma (12/30/08)
Vs #5	4-4	4-1	0-1	0-2	W, 74-71 vs Texas A&M (1/27/16)	Same
Vs #6	7-11	4-3	0-5	3-3	W, 75-73 vs Kentucky (2/26/22)	Same
Vs #7	1-5	1-0	0-1	0-4	W, 67-64 vs Texas (1/6/09)	Same
Vs #8	3-4	2-0	1-3	0-1	L, 65-82 vs Kentucky @SEC (3/12/17)	88-61 vs Alabama (1/6/07)
Vs #9	2-5	0-0	1-4	1-1	L, 74-79 at Tennessee (2/6/21)	91-82 vs Arizona @NCAA (4/2/94)
Vs #10	5-4	2-2	2-1	1-1	W (OT), 86-81 at Missouri (2/13/21)	Same
Vs #11	5-8	2-2	1-4	2-2	L (OT), 76-79 vs Auburn (2/4/20)	104-93 vs Missouri (12/5/95)
Vs #12	7-9	2-2	2-4	*3-3	W, 65-58 at LSU (1/15/22)	Same
Vs #13	6-4	3-0	0-2	3-2	L, 74-78 at Tennessee (3/5/22)	87-85 vs Kentucky (1/14/14)
Vs #14	5-7	3-2	0-3	2-2	L, 64-67 at Texas Tech (1/26/19)	91-82 vs Auburn (2/27/18)
Vs #15	3-5	3-0	0-2	0-3	L, 78-887 vs N. Carolina @NCAA (3/21/15)	98-88 vs Mississippi State (1/17/12)
Vs #16	4-7	2-2	0-4	2-1	W, 58-48 vs Tennessee (2/19/22)	Same
Vs #17	3-3	1-2	1-0	1-1	W (OT), 71-67 at Kentucky (2/27/14)	Same
Vs #18	5-7	1-2	2-3	2-2	L, 67-84 at Ole Miss (1/19/19)	80-73 at Ole Miss (1-31-10)
Vs #19	8-3	3-1	3-1	2-1	W, 90-89 at LSU (2/2/19)	Same
Vs #20	10-5	4-2	1-2	5-1	L, 69-92 at Texas A&M (1/2/16)	66-64 vs Michigan (1/21/12)
Vs #21	5-3	2-1	1-0	2-2	W, 68-66 vs TX Tech @NCAA (3/21/21)	Same
Vs #22	4-2	4-1	0-1	0-0	W (OT), 77-76 vs Kentucky (2/23/11)	Same
Vs #23	3-7	1-2	0-3	2-2	W, 80-72 vs Florida @SEC (3/9/18)	Same
Vs #24	2-4	1-2	*0-1	*1-1	*L, 59-90 at Alabama (1/16/21)	*86-72 vs Indiana @NCAA (3/21/08)
Vs #25	4-4	*3-2	0-0	1-2	L, 72-81 vs Florida (12/29/16)	82-74 vs Vanderbilt (1/31/16)
TOT.	109-157	56-36	16-62	37-59	L, 72-81 vs #3 Baylor @NCAA (3/29/21)	68-66 vs #21 TX Tech @NCAA (3/21/21)

RANKED ARKANSAS VERSUS RANKED OPPONENT

Overall	H	A	N	LAST TIME: #17 ARK v #1 Gonzaga @ NCAA - W, 74-68 (3/24/22)	LAST W: Same
47-49	176-5	4-15	25-28	LAST W at Home: #18 ARK v #6 KENTUCKY - W, 75-73 (2/26/22)	
				LAST W on Road: #10 ARK at #18 ALABAMA - W, 86-80 (2/15/95)	

LAST TIME HOGS WON AS TOP 25

	HOME	ROAD	NEUTRAL
#1: Miss State	3/5/94	LSU	3/2/94
#2: NW (La) St	12/4/93	Baylor	1/26/91
#3: Tennessee	1/7/95	Ole Miss	1/4/95
#4: Jackson St	11/30/94	Missouri	12/03/94
#5: Miss State	1/1/95	Tennessee	12/29/94
#6: Montervallo	2/5/94	UAB	1/27/90
#7: Auburn	3/4/95	Florida	2/28/95
#8: Montervallo	2/25/95	LSU	2/22/95
#9: Kentucky	12/29/95	S. Carolina	1/21/95
#10: Little Rock	12/4/21	S. Carolina	2/15/95
#11: S. Carolina	2/15/92	S. Carolina	12/29/89
#12: Charlotte	12/7/21	S. Carolina	3/2/21
#13: Penn	11/28/21	S. Carolina	1/9/93
#14: LSU	3/2/22	Alabama	2/13/93
#15: Tenn State	11/27/00	Miss State	1/31/98
#16: UNI	11/17/21	S. Carolina	12/30/91
#17: SE Mo. State	11/27/82	Florida	2/6/93
#18: Kentucky	2/26/22	Florida	2/22/22
#19: Wofford	11/9/07	Wake Forest	12/23/98
#20: LSU	2/27/21	LSU	2/12/99
#21: North Texas	12/05/00	--	(0-1)
#22: Providence	1/23/99	Memphis	1/10/98
#23: Tennessee	2/19/22	Missouri	2/15/22
#24: Florida	2/16/21	Ole Miss	2/14/15
#25: Iona	11/30/14	--	(0-1)

LAST TIME HOGS WON VS TOP 25

	HOME	ROAD	NEUTRAL
#1: Auburn	2/9/22	--	(0-2)
#2: Florida	2/5/13	--	(0-5)
#3: --	--	--	(0-3)
#4: Oklahoma	12/30/08	Kentucky	2/9/94
#5: Texas A&M	1/27/16	--	(0-1)
#6: Kentucky	2/26/22	--	(0-5)
#7: Texas	1/6/09	--	(0-1)
#8: Alabama	1/6/07	Kentucky	1/25/92
#9: --	--	Arizona	12/6/92
#10: Florida	2/18/06	Missouri	2/13/21
#11: Missouri	12/5/95	Texas	2/1/79
#12: Texas	2/6/82	LSU	(2-4)
#13: Kentucky	1/14/14	--	(0-1)
#14: Auburn	2/27/18	--	(0-3)
#15: Miss State	1/7/12	--	(0-2)
#16: Tennessee	2/19/22	--	(0-4)
#17: Ole Miss	2/5/10	Kentucky	2/27/14
#18: Vanderbilt	3/1/08	Ole Miss	1/31/10
#19: Auburn	3/5/00	LSU	2/2/19
#20: Michigan	2/12/12	Alabama	2/28/01
#21: Texas A&M	2/17/18	S. Carolina	2/15/17
#22: Kentucky	2/23/11	--	(0-1)
#23: LSU	3/3/92	Texas	3/3/9

VERSUS 2021-22 OPPONENTS

NON-CONFERENCE

School	Gms	Series Record	H	A	N	Last Meeting
Central Arkansas	7	Arkansas Leads, 7-0	4-0	3-0	0-0	H - W, 100-75 (12/12/20)
Charlotte	2	Arkansas Leads, 2-0	2-0	0-0	0-0	H - W, 86-66 (12/07/21)
Cincinnati	5	Arkansas Trails, 2-3	0-1	0-1	2-1	N - W, 73-67 (11/23/21)
Duke	3	Arkansas Leads, 2-1	0-0	0-0	2-1	N, W, 76-72 @NCAA (04/04/94)
Elon	2	Arkansas Leads, 2-0	2-0	0-0	0-0	W - H, 81-55 (12/21/21)
Gardner-Webb	2	Arkansas Leads, 2-0	2-0	0-0	0-0	H - W, 86-69 (11/13/21)
Gonzaga	2	Series Tied, 1-1	0-0	0-0	1-1	N, W, 74-68 @ NCAA (03/24/22)
Hofstra	3	Arkansas Leads, 2-1	1-0	0-0	1-1	N - 89-81 @ NLR (12/18/21)
Kansas State	12	Arkansas Trails, 4-8	2-1	1-2	1-5	N - W, 72-64 (11/22/21)
Little Rock	1	Arkansas Leads, 1-0	1-0	0-0	0-0	H - W, 93-78 (12/04/21)
Mercer	6	Arkansas Leads, 5-1	2-0	0-0	3-1	H - W, 74-61 (11/09/21)
New Mexico State	3	Arkansas Leads, 3-0	1-0	0-0	2-0	N - W, 53-48 @ NCAA (03/19/22)
Northern Iowa	1	Arkansas Leads, 1-0	1-0	0-0	0-0	H - W, 93-80 (11/17/21)
Oklahoma	29	Arkansas Leads, 16-13	8-5	3-7	5-1	N - L, 88-66 (12/11/21)
Penn	1	Arkansas Leads, 1-0	1-0	0-0	0-0	H - W, 76-60 (1/28/21)
Vermont	1	Arkansas Leads, 1-0	0-0	0-0	1-0	N, W, 75-71 @ NCAA (03/18/22)
West Virginia	2	Arkansas Leads, 2-0	1-0	0-0	1-0	H - W, 77-68 (01/29/22)

SOUTHEASTERN CONFERENCE

School	Gms	Series Record	H	A	N	Last Meeting
Alabama	66	Arkansas Leads, 36-30	20-6	8-22	8-2	A - L, 68-67 (02/12/22)
• SEC Only	56	Arkansas Leads, 29-27	20-6	8-20	1-1	
Auburn	57	Arkansas Leads, 37-20	23-5	13-14	1-1	H - W, 80-76 OT (02/08/22)
• SEC Only	56	Arkansas Leads, 37-19	23-5	13-14	1-0	
Florida	40	Arkansas Trails, 14-26	9-7	3-14	2-5	A - W, 82-74 (02/22/22)
• SEC Only	SAME					
Georgia	41	Arkansas Leads, 25-16	12-3	6-10	6-3	A - W, 99-73 (02/02/22)
• SEC Only	SAME					
Kentucky	46	Arkansas Trails, 13-33	8-8	4-15	1-10	H - W, 75-73 (02/26/22)
• SEC Only	41	Arkansas Trails, 13-28	8-8	4-13	1-8	
LSU	75	Arkansas Leads, 41-34	22-8	13-19	6-7	N - W, 79-67 (03/11/22)
• SEC Only	66	Arkansas Leads, 37-29	22-8	12-18	3-3	
Ole Miss	84	Arkansas Leads, 51-33	17-11	10-20	24-2	A - W, 64-55 (01/26/22)
• SEC Only	55	Arkansas Leads, 29-27	17-10	10-18	1-0	
Mississippi State	67	Arkansas Leads, 35-32	23-8	7-23	5-1	H - W, 63-55 (02/05/22)
• SEC Only	58	Arkansas Leads, 30-28	22-7	6-21	2-0	
Missouri	58	Arkansas Leads, 32-26	18-10	12-16	2-0	A - W, 76-57 (02/15/22)
• SEC Only	21	Arkansas Leads, 13-8	8-2	4-6	1-0	
South Carolina	37	Arkansas Leads, 22-15	12-5	7-8	3-2	H - W, 75-59 (01/18/22)
• SEC Only	SAME					
Tennessee	46	Arkansas Trails, 22-24	12-4	4-15	6-5	A - L, 78-74 (03/05/22)
• SEC Only	42	Arkansas Trails, 19-23	12-4	4-15	3-4	
Texas A&M	164	Arkansas Leads, 105-59	60-15	38-39	7-5	N - L, 82-64 (03/12/22)
• SEC Only	18	Arkansas Leads 10-8	8-1	2-6	0-1	
Vanderbilt	42	Arkansas Leads, 29-13	16-4	8-8	5-1	H - L, 75-74 (01/04/21)
• SEC Only	40	Arkansas Leads 28-12	15-4	8-7	5-1	

AT THE NCAA TOURNEY

Overall:	48-33
1st Rd:	18-8
2nd Rd:	11-10
Sweet 16:	8-5
Elite 8:	6-4
Final Four Semifinal:	2-4
Final Four Championship:	1-1
Regional/Final Consolations:	2-1

RECORD VS OPPONENT

Opponent	Record	Last Meeting	Opponent	Record	Last Meeting
Alabama	1-0	1991, W, 93-70 (Sweet 16)	Nebraska	1-0	1998, W, 74-65 (1st)
Arizona	1-0	1994, W, 91-82 (Final 4)	New Mexico St	1-0	2022, W, 53-48 (2nd)
Arizona State	1-0	1991, W, 97-90 (2nd)	Notre Dame	1-0	1979, W, 71-69 (Final 4)
Baylor	0-1	2021, L, 81-72 (Elite 8)	North Carolina	2-4	2017, L, 72-65 (2nd)
Bucknell	0-1	2006, L, 59-55 (1st)	N.C. A&T	1-0	1994, W, 94-79 (1st)
Butler	0-1	2018, L, 79-62 (1st)	Oklahoma State	0-2	1958, L, 65-4 (Sweet 16)
Cal St-Fullerton	1-0	1979, W, 61-58 (Elite 8)	Oral Roberts	1-0	2021, W, 72-70 (Sweet 16)
Cincinnati	0-1	1958, L, 97-62 (Final 4 con)	Oregon	1-0	1945, W, 79-76 (Elite 8)
Colgate	1-0	2021, W, 85-68 (1st)	Oregon State	0-1	1949, L, 56-38 (Elite 8)
Dayton	1-0	1990, W, 86-84 (2nd)	Penn State	1-0	1996, W, 86-80 (1st)
Duke	1-1	1994, W, 76-72 (Final)	Princeton	1-0	1990, W, 68-64 (1st)
Georgetown	1-1	2001, L, 63-61 (1st)	Purdue	1-0	1983, W, 78-68 (2nd)
Georgia State	1-0	1991, W, 117-76 (1st)	St. John's	1-1	1993, W, 80-74 (2nd)
Gonzaga	1-0	2022, W, 74-68 (Sweet 16)	Seton Hall	1-0	2017, W, 77-71 (1st)
Holy Cross	1-0	1993, W, 94-64 (1st)	Siena	1-0	1999, W, 94-80 (1st)
Indiana	1-0	2008, W, 86-72 (1st)	Southern Cal	0-1	2007, L, 77-60 (1st)
Indiana State	0-1	1980, L, 73-1 (Elite 8)	Syracuse	1-0	1995, W, 96-94 OT (2nd)
Iowa	1-1	1999, L, 82-72 (2nd)	Texas	1-0	1990, W, 88-85 (Elite 8)
Kansas	0-1	1991, L, 93-71 (Elite 8)	Texas Southern	1-0	1995, W, 79-78 (1st)
Kansas State	0-2	1982, L, 65-64 (2nd)	Texas Tech	1-0	2021, W, 68-66 (2nd)
Kentucky	0-1	1979, L, 64-59 (Final 4)	Tulsa	1-0	1994, W, 103-84 (Sweet 16)
LSU	0-1	1981, L, 75-56 (Sweet 16)	UCLA	1-1	1995, L, 89-78 (Final)
Louisville	2-2	1989, L, 73-74 (2nd)	Utah	0-1	1998, L, 69-65 (2nd)
Loyola-Marymount	1-0	1989, W, 120-101 (1st)	Vermont	0-0	2022, W, 75-71 (1st)
Marquette	1-0	1996, W, 65-56 (2nd)	Villanova	0-1	1988, L, 82-74 (1st)
UMass	0-1	1996, L, 79-63 (Sweet 16)	Virginia	1-1	1995, W, 68-61 (Elite 8)
Memphis	1-1	1995, W, 96-91 OT (Sweet 16)	Wake Forest	0-1	1977, L, 86-80 (1st)
Mercer	1-0	1981, W, 73-67 (1st)	Washington State	0-1	1941, L, 64-53 (Final 4)
Miami (Fla.)	0-1	2000, L, 75-71 (1st)	Weber State	2-0	1980, W, 74-63 (2nd)
Michigan	1-0	1994, W, 76-68 (Elite 8)	Wofford	1-0	2015, W, 56-53 (2nd*)
Murray State	1-0	1992, W, 80-60 (1st)	Wyoming	2-0	1949, W, 61-48 (Reg con)

#PROHOGS

40	NBA Draft Selections	16	All-Star Game Appearances	14	All-Defensive Team Honors
----	----------------------	----	---------------------------	----	---------------------------



PATRICK BEVERLEY

- 10th Year in NBA
- 3x NBA All-Defensive Team
- 2009 - 2nd RD/42nd overall



DANIEL GAFFORD

- 3rd Year in NBA
- 2019 - 2nd RD/38th overall



ISAIAH JOE

- 2nd Year in NBA
- 2020 - 2nd RD/49th overall



JOE JOHNSON

- 18th Year in NBA
- Signed 10-day on Dec. 22
- 2001 - 1st RD/10th overall



MASON JONES

- 2nd Year in NBA
- Two-Way Contract



MOSES MOODY

- 1st Year in NBA
- 1st Hog to be "1 & Done"
- 2021 - 1st RD/14th Pick



BOBBY PORTIS

- 7th Year in NBA
- 2021 NBA Champion
- 2015 - 1st RD/22nd overall

13	First Round Draft Picks	7	All-NBA Selections	5	NBA Champions
----	-------------------------	---	--------------------	---	---------------



PROHOGS AROUND THE WORLD

Adrio Bailey	Sopron KC (Hungary)
Jaylen Barford	Astana (Kazakhstan)
Coty Clarke	Nagoya DD (Japan)
Jeantal Cylla	Union SF (Argentina)
Jabril Durham	Fortitudo (Italy)
Courtney Fortson	Bney Herzliya (Israel)
Sergio Gipson	Triplets (USA BIG3)
Dusty Hannahs	Adelaide 36ers (Australia)
Delvon Johnson	Usti n/Labem (Czech Republic)
Moses Kingsley	Ionikos (Greece)
Daryl Macon	Panathinaikos (Greece)
Rashad Madden	Brno (Czech Republic)
Jannero Pargo	Triplets (USA BIG3)
Michael Qualls	Craiova (Romania)
Justin Smith	Raptors 905 (NBA G League)
Jalen Tate	Giessen 46ers (Germany)
Charles Thomas	Nantes (France)
Dustin Thomas	Ironi Nahariya (Israel)
Sony Weems	Guangdong Southern Tigers (China)
Jimmy Whitt Jr.	Canton Charge (NBA G League)





ERIC MUSSELMAN

ARKANSAS HEAD COACH

San Diego, 1987

73-27 • 2nd year as Arkansas head coach

183-61 • 7th year as collegiate head coach

503-291 • 14 seasons as professional head coach

- 1996 USBL Coach of the Year
- 2003 NBA Coach of the Year Runner-Up
- 2012 NBA D-League Coach of the Year
- 2016 Bleacher Report's Mountain West Coach of the Year
- 2017 USBWA District VIII Coach of the Year
- 2018 USBWA District VIII Coach of the Year
- 2018 NABC District 17 Coach of the Year
- 2018 Mountain West Coach of the Year
- 2021 Jim Phelan Coach of the Year Finalist
- 2021 Werner Ladder Naismith Coach of the Year Semifinalist
- 2021 Basketball Times Midlands District Coach of the Year

COLLEGIATE HEAD COACHING RECORD

Year	Overall	Conf	Finish	Conf Tourn	NCAA/CBI Postseason
2015-16	24-14	10-8	MW (T4th)	1-1	5-1 • CBI Champion
2016-17	28-7	14-4	MW (1st)	3-0 *	0-1 • #12 seed NCAA 1st Rd
2017-18	29-8	15-3	MW (1st)	1-1	2-1 • #7 seed NCAA Sweet 16
2018-19	29-5	15-3	MW (1st)	1-1	0-1 • #7 seed NCAA 1st Rd
2019-20	20-12	7-11	SEC (T10th)	1-0 +	Canceled
2020-21	25-7	13-4	SEC (2nd)	1-1	3-1 • #3 seed Elite 8
2021-22	28-8	13-5	SEC (4th)	1-1	3-0 * #4 seed
Totals	183-61	87-38		9-5	13-5 8-4 NCAA / 5-1 CBI

* - Tournament champion / + - SEC Tourney canceled after Rd 1 due to COVID

MUSSELMAN'S CAREER AS HEAD COACH

NOTE: Professional basketball **DOES NOT** count postseason toward season W-L record nor to head coach W-L record

Year	Team	League	Record	Note for the Season	Reg. Season Div./Conf. Finish	Postseason
1989-90	Rapid City	CBA	42-14	MOST WINS IN CBA	1st National Conf.	Finals (8-8) *
1991-92	Rapid City	CBA	37-19	2nd-most wins in CBA	1st National Conf.	Finals (9-7) *
1992-93	Rapid City	CBA	44-12	MOST WINS IN CBA	1st National Conf.	Conf. Finals (5-3) *
1993-94	Rapid City	CBA	37-19	MOST WINS IN CBA	1st National Conf.	Conf. Finals (5-5) *
1994-95	Rapid City	CBA	31-25	6th-most wins in CBA	5th National Conf.	Conf. 1st Rd (0-2) *
1995-96	Florida	CBA	41-15	MOST WINS IN CBA	1st National Conf.	Conf. Finals (5-3) *
1996-97	Florida	CBA	38-18	2nd-most wins in CBA	1st American Conf.	Finals (7-6) *
1995	Florida	USBL	25-2	MOST WINS IN USBL	1st Overall	Champion (1-0) *
1996	Florida	USBL	28-1	MOST WINS IN USBL	1st Southern Div.	Champion (3-0) *
2002-03	Golden State	NBA	38-44	6th Pacific Division	11th Western Conf.	--
2003-04	Golden State	NBA	37-45	T4th Pacific Division	11th Western Conf.	--
2006-07	Sacramento	NBA	33-49	5th Pacific Division	11th Western Conf.	--
2010-11	Reno	D-League	34-16	2nd-most wins in NBADL	1st Western Conf.	Semifinals (2-3) *
2011-12	Los Angeles	D-League	38-12	MOST WINS IN NBADL	1st Western Conf.	Finals (5-2) *
2015-16	Nevada	NCAA	24-14	Led NCAA in FT Made	T4th Mountain West	CBI Champion (5-1)
2016-17	Nevada	NCAA	28-7	T16th for Most wins NCAA	1st Mountain West	#12 seed - NCAA 1st Rd (0-1)
2017-18	Nevada	NCAA	29-8	2nd in NCAA in A-T0 ratio	1st Mountain West	#7 seed - NCAA Sweet 16 (2-1)
2018-19	Nevada	NCAA	29-5	7th in NCAA in W-L%	1st Mountain West	#7 seed - NCAA 1st Rd (0-1)
2019-20	Arkansas	NCAA	20-12	Led NCAA in 3Pt% Def	T10th SEC	Canceled
2020-21	Arkansas	NCAA	25-7	NCAA: 2nd FT/11th Scoring	2nd SEC	#3 seed - NCAA Elite 8 (3-1)
2021-22	Arkansas	NCAA	28-8		4th SEC	#4 seed
2010	Dominican Team		5-1	Silver Medal Centrobasket Championship		
2011	Venezuelan Team		12-9	5th FIBA Americas Championship		
2012	Venezuelan Team		7-4	Silver Medal FIBA South American Championship		

MUSSELMAN COMPOSITE COACHING RECORD

COLLEGIATE	7th Yr	Overall	Conf	Conf Tourn	NCAA/CBI	ALL POST
Nevada	4 yrs	110-34	54-18	6-3	3-3 / 5-1	14-7
Arkansas	3rd yr	73-27	33-20	3-2	5-1 / --	8-3

PROFESSIONAL 14 Seasons 503-291 (50-39 Postseason *)

CBA	7 years	270-122	(39-34 Postseason*)
Rapid City	5 years	191-89	(27-25 Postseason *)
Florida	2 years	79-33	(12-9 Postseason *)
USBL	2 years	53-3	(4-0 Postseason *)
Florida	2 years	53-3	(4-0 Postseason *)
NBA	3 years	108-138	--
Golden State	2 years	75-89	--
Sacramento	1 year	33-49	--
D-League	2 years	72-28	(7-5 Postseason *)
Reno	1 year	34-16	(2-3 Postseason *)
Los Angeles	1 year	28-12	(5-2 Postseason *)
INTERNATIONAL	3 Years	24-14	--
Dominican	1 years	5-1	--
Venezuelan	2 years	19-13	--

* - Note, professional basketball does not include playoff results in W-L record

* - Musselman's pro record including playoffs is 553-330

MUSSELMAN STOPS BY YEAR

1989-90	Head Coach	Rapid City Thrillers	CBA
1990-91	Asst. Coach	Minnesota Timberwolves	NBA
1991-92	Head Coach	Rapid City Thrillers	CBA
1992-93	Head Coach	Rapid City Thrillers	CBA
1993-94	Head Coach	Rapid City Thrillers	CBA
1994-95	Head Coach	Rapid City Thrillers	CBA
Spring '95	Head Coach	Florida Sharks	USBL
1995-96	Head Coach	Florida Beachdogs	CBA
Spring '96	Head Coach	Florida Sharks	USBL
1996-97	Head Coach	Florida Beachdogs	CBA
1998-99	Asst. Coach	Orlando Magic	NBA
1999-00	Asst. Coach	Orlando Magic	NBA
2000-01	Asst. Coach	Atlanta Hawks	NBA
2001-02	Asst. Coach	Atlanta Hawks	NBA
2002-03	Head Coach	Golden State Warriors	NBA
2003-04	Head Coach	Golden State Warriors	NBA
2004-05	Asst. Coach	Memphis Grizzlies	NBA
2005-06	Asst. Coach	Memphis Grizzlies	NBA
2006-07	Head Coach	Sacramento Kings	NBA
2007-10	• DID NOT COACH FOR 3 SEASONS •		
2010-11	Head Coach	Reno Bighorns	NBADL
2011-12	Head Coach	Los Angeles Defenders	NBADL
2012-13	Asst. Coach	Arizona State Sun Devils	NCAA
2013-14	Assoc. HC	Arizona State Sun Devils	NCAA
2014-15	Assoc. HC	LSU Tigers	NCAA
2015-16	Head Coach	Nevada Wolf Pack	NCAA
2016-17	Head Coach	Nevada Wolf Pack	NCAA
2017-18	Head Coach	Nevada Wolf Pack	NCAA
2018-19	Head Coach	Nevada Wolf Pack	NCAA
2019-20	Head Coach	Arkansas Razorbacks	NCAA
2020-21	Head Coach	Arkansas Razorbacks	NCAA
2021-22	Head Coach	Arkansas Razorbacks	NCAA



MUSSELMAN AT A GLANCE

Eric Musselman was named Arkansas' 13th head men's basketball coach on April 7, 2019. He has over 30 years of coaching experience, including his seventh as a collegiate head coach and 14 as a professional head coach.

In his first six years as a collegiate head coach, Musselman has won at least 20 games each season (24, 28, 29, 29, 20 and 20), advanced to all five postseasons played (including four straight NCAA tournaments) and reached two NCAA Sweet 16's, including an Elite 8 appearance with the Razorbacks in 2021.

Prior to entering the collegiate head coaching ranks, Musselman was a head coach for seven professional teams, including two seasons with the Golden State Warriors (2002-04) and one with the Sacramento Kings (2006-07). He won over 550 games as a professional head coach with a combined winning percentage of .626 (553-330).

Musselman played collegiately at the University of San Diego and helped the Toreros to NCAA Tournament berths in 1984 and 1987. He was recipient of the program's Bugelli Leadership Award as a senior.

Musselman is married to Danyelle Sargent Musselman, who has worked at ESPN, Fox Sports and the NFL Network as a broadcaster. Musselman has two sons, Michael and Matthew, and the couple has a daughter, Mariah.

Musselman's father Bill was also an NBA head coach and they were the first father-son combination to become head coaches in the NBA.

MUSSELMAN DID YOU KNOWS

- Named General Manager of CBA's Rapid City Thrillers at age of 22. The next year, became head coach of the Thrillers at he age of 23, the youngest coach in CBA history.
- From 1990-1997, had 26 players called up to the NBA, the highest number in the league during that span.
- Is the only person in CBA history to coach in five league All-Star Games (1990, 1992, 1993, 1994, 1997)
- The first coach in professional basketball history to win 100 games by the age of 28.
- At the age of 37, named head coach of the Golden State Warriors and was the youngest head coach ever hired by an NBA team at the time.
- He and his father, Bill, were first father-son combination to both become head coaches in NBA history.
- In 2003, was runner-up to Gregg Popovich for NBA Coach of the Year Award voting (231 points, including 26 first-place votes).
- Is the CBA's third all-time winningest coach (270-122 in seven seasons) and the most successful coach (54-3 in two seasons) in the history of the United States Basketball League.
- Led CBA in scoring (116.7 ppg) in 1992-93 and was 2nd in NBA in scoring (102.4 ppg) in 2002-03.
- Only needed 130 games to win his 100th game as a collegiate head coach. He was the 27th-fastest coach in NCAA history to reach 100 wins but was the ninth-fastest since 1970.
- In his first season at Arkansas, the Razorbacks led the NCAA in 3-point field goal percentage defense.

MUSSELMAN VS. ALL OPPONENTS

Opponent	Overall	at Nevada	at Arkansas	Last Meeting
Abilene Christian	1-0	0-0	1-0	12/20/20
Air Force	7-0	7-0	0-0	03/05/19
Akron	1-0	1-0	0-0	12/22/18
Alabama	2-2	0-0	2-2	02/12/22
Arizona State	1-0	1-0	0-0	12/07/18
Arkansas-Little Rock	1-0	1-0	0-0	11/16/18
Auburn	3-1	0-0	3-1	02/08/22
Austin Peay	1-0	0-0	1-0	11/12/19
Baylor	0-1	0-0	0-1	03/29/21
Boise State	7-2	7-2	0-0	02/02/19
Bradley	1-0	1-0	0-0	12/03/16
Buffalo	1-0	1-0	0-0	11/25/16
BYU	1-0	1-0	0-0	11/06/18
Cal State Fullerton	0-1	0-1	0-0	11/28/15
California Baptist	1-0	1-0	0-0	11/19/18
Central Arkansas	2-0	0-0	2-0	12/01/21
Charlotte	1-0	0-0	1-0	12/11/21
Cincinnati	2-0	1-0	1-0	11/23/21
Coastal Carolina	1-0	1-0	0-0	11/13/15
Colgate	1-0	0-0	1-0	03/19/21
Colorado State	7-1	7-1	0-0	02/02/19
Davidson	1-0	1-0	0-0	11/21/17
Drake	1-0	1-0	0-0	12/12/15
Duke	• First Meeting •			
Eastern Washington	1-0	1-0	0-0	03/21/16
Elon	1-0	0-0	1-0	12/21/21
Florida	2-2	0-1	2-1	02/22/22
Fresno Pacific	1-0	1-0	0-0	12/09/15
Fresno State	6-3	6-3	0-0	02/23/19
Gardner-Webb	1-0	0-0	1-0	11/13/21
Georgia	2-1	0-0	2-1	02/02/22
Georgia Tech	1-0	0-0	1-0	11/25/19
Grand Canyon	1-0	1-0	0-0	12/09/18
Gonzaga	1-0	0-0	1-0	03/24/22
Hawai'i	1-1	1-1	0-0	11/24/17
Hofstra	0-1	0-0	0-1	12/18/21
Holy Names	1-0	1-0	0-0	11/30/15
Idaho	1-0	1-0	0-0	11/10/17
Illinois State	1-0	1-0	0-0	11/29/17
Indiana	1-0	0-0	1-0	12/29/19
Iona	1-1	1-1	0-0	11/26/16
Iowa State	0-1	0-1	0-0	03/16/17
Kansas State	1-0	0-0	1-0	11/2/21
Kentucky	2-1	0-0	2-1	02/26/22
Little Rock	1-0	0-0	1-0	12/04/21
Lipscomb	1-0	0-0	1-0	12/05/20
LSU	5-3	0-0	5-3	03/11/22
Loyola-Chicago	1-1	1-1	0-0	11/28/18
Loyola Marymount	1-0	1-0	0-0	11/14/16
Ole Miss	2-0	0-0	2-0	01/27/21
Massachusetts	1-0	1-0	0-0	11/23/18
Mercer	1-0	0-0	2-0	11/09/21
Mississippi State	2-3	0-0	2-3	02/05/22
Mississippi Valley	1-0	0-0	1-0	11/25/20
Missouri	5-2	0-0	5-2	02/15/22
Montana	2-0	1-0	1-0	11/16/19
Montana State	1-0	1-0	0-0	11/15/15
Morehead State	2-1	2-1	0-0	04/01/16
New Mexico	5-3	5-3	0-0	02/09/19
New Mexico State	1-0	0-0	1-0	03/19/22
North Texas	2-0	0-0	2-0	11/29/20
Northern Iowa	1-0	0-0	1-0	11/17/21

MUSSELMAN VS. ALL OPPONENTS

Opponent	Overall	at Nevada	at Arkansas	Last Meeting
Northern Kentucky	1-0	0-0	1-0	11/30/19
Oakland	1-0	1-0	0-0	11/23/16
Ole Miss	0-3	0-0	3-0	01/27/22
Oklahoma	0-1	0-0	0-1	12/11/21
Oklahoma State	0-1	0-0	0-1	01/30/21
Oral Roberts	2-0	0-0	2-0	03/27/21
Oregon State	1-1	1-1	0-0	11/18/16
Pacific	4-0	4-0	0-0	11/09/18
Penn	1-0	0-0	1-0	11/28/21
Portland State	1-0	1-0	0-0	11/25/15
Radford	1-0	1-0	0-0	12/17/17
Rhode Island	1-0	1-0	0-0	11/13/17
Rice	1-0	0-0	1-0	11/05/19
Saint Mary's	0-1	0-1	0-0	11/11/16
San Diego State	3-7	3-7	0-0	03/0/19
San Francisco	0-1	0-1	0-0	12/23/17
San Jose State	6-0	6-0	0-0	01/09/19
Santa Clara	2-0	2-0	0-0	11/15/17
South Carolina	2-1	0-0	2-1	01/18/22
South Dakota	1-0	0-0	1-0	11/22/19
South Dakota State	1-0	1-0	0-0	12/15/18
Southern	1-0	0-0	1-0	12/09/20
Southern Cal	1-0	1-0	0-0	12/01/18
Southern Illinois	1-0	1-0	0-0	12/22/17
Tennessee	2-3	0-0	2-3	03/05/22
Texas	1-0	1-0	0-0	03/16/18
Texas A&M	3-3	0-0	3-3	03/12/22
Texas Tech	1-0	0-0	1-0	03/21/21
TCU	1-1	0-1	1-0	01/25/20
Texas Southern	1-0	0-0	1-0	11/19/19
Texas Tech	0-1	0-1	0-0	12/05/17
Towson	1-0	1-0	0-0	12/21/16
Tulsa	2-0	1-0	1-0	12/14/19
UC Davis	1-0	1-0	0-0	12/19/17
UC Irvine	2-0	2-0	0-0	12/02/17
UC Santa Barbara	1-0	1-0	0-0	12/22/16
UNLV	7-2	7-2	0-0	02/27/19
UT Arlington	1-0	0-0	1-0	12/02/20
Utah	1-0	1-0	0-0	12/29/18
Utah State	7-2	7-2	0-0	03/02/19
Valparaiso	1-0	0-0	1-0	12/21/19
Vanderbilt	3-1	0-0	3-1	01/04/22
Vermont	2-0	1-0	1-0	03/17/16
Washington	1-0	1-0	0-0	12/11/16
West Virginia	1-0	0-0	1-0	01/29/22
Western Kentucky	0-1	0-0	0-1	12/07/19
Wichita State	0-1	0-1	0-0	12/22/15
Wyoming	5-1	5-1	0-0	02/16/19
Totals	183-61	110-34	73-27	

MUSSELMAN VS. CONFERENCES

American Athletic	4-0	CAA	2-1	Ohio Valley	3-1
American East	2-0	C-USA	4-1	Pac-12	5-1
ACC	1-0	Horizon League	2-0	Patriot League	1-0
Atlantic Sun	2-0	Ind./Non D-1	2-0	SEC	35-23
Atlantic 10	3-0	Ivy League	1-0	SoCon	1-0
Big East	0-0	MAAC	1-1	Southland	2-0
Big Sky	6-0	Mid-American	1-0	SWAC	3-0
Big South	3-0	MEAC	0-0	Summit League	4-0
Big Ten	1-0	Missouri Valley	7-2	Sun Belt	4-0
Big 12	5-6	Mountain West	60-21	WCC	9-2
Big West	5-2	Northeast	0-0	WAC	3-0

MUSSELMAN RECORD BREAKDOWN

OVERALL:	183-61
- AT ARKANSAS.....	73-27
Home:.....105-11.....	47-6 at Arkansas
Away:.....48-35.....	14-16 at Arkansas
Neutral:.....29-15.....	110-5 at Arkansas
CONFERENCE GAMES:	87-38
- AT ARKANSAS.....	33-20
Home:.....53-11.....	22-6 at Arkansas
Away:.....34-27.....	11-14 at Arkansas
VS RANKED TEAMS: 10-10	AS RANKED TEAM: 65-18
- AT ARKANSAS..... 8-7	- AT ARKANSAS..... 27-6
Home:.....4-3 / 4-3 at Ark	Home:.....32-1 / 14-0 at Ark
Away:.....2-4 / 2-3 at Ark	Away:.....15-7 / 3-1 at Ark
Neutral:.....4-3 / 2-1 at Ark	Neutral:.....18-10 / 10-5 at Ark
RECORD BY MONTH:	
November:.....40-4.....	15-0 at Arkansas
December:.....36-11.....	15-4 at Arkansas
January:.....38-17.....	14-11 at Arkansas
February:.....37-13.....	15-7 at Arkansas
March:.....29-16.....	13-5 at Arkansas
April:.....1-0.....	0-0 at Arkansas
WHEN LEADING AT HALFTIME:	140-7
at Arkansas.....	56-3
WHEN TRAILING AT HALFTIME:	40-53
at Arkansas.....	15-24
WHEN TIED AT HALFTIME:	4-1
at Arkansas.....	2-0
OUT-REBOUNDING OPP:	110-16
at Arkansas.....	40-6
BEING OUT-REBOUNDED:	62-42
at Arkansas.....	29-20
REBOUNDS ARE EVEN:	11-2
at Arkansas.....	4-1
WHEN SCORING FIRST:	109-26
at Arkansas.....	43-10
WHEN OPPONENT SCORES FIRST:	74-35
at Arkansas.....	30-17
ONE-POSSESSION GAMES:	23-14
at Arkansas.....	8-6
OVERTIME GAMES:	10-6
at Arkansas.....	4-3
GAMES DECIDED BY 1-5 PTS:	39-25
at Arkansas.....	15-11
GAMES DECIDED BY 6-10 PTS:	33-16
at Arkansas.....	18-8
GAMES DECIDED BY 11-19 PTS:	56-13
at Arkansas.....	23-5
GAMES DECIDED BY 20-PLUS PTS:	45-7
at Arkansas.....	17-3
SHOOTING 50 PERCENT OR BETTER:	56-2
at Arkansas.....	18-1
SHOOTING PCT. BETTER THAN OPP:	151-11
at Arkansas.....	62-6
SHOOTING PCT. WORSE THAN OPP:	31-49
at Arkansas.....	11-21
SHOOTING PCT. SAME AS OPP:	1-1
at Arkansas.....	0-0
OUT-SCORING OPP BENCH:	88-8
at Arkansas.....	35-7
OUT-SCORED BY OPP BENCH:	88-43
at Arkansas.....	35-19
BENCH SCORING EVEN:	7-1
at Arkansas.....	3-1

MOST POINTS BY A MUSSELMAN TEAM

NOTE: MISSING RESULTS FROM RAPID CITY (CBA) AND FLORIDA (USBL)			
142	Arkansas	Mississippi Valley State	11/25/20 W, 142-62
138	LA D-Fenders	Erie BayHawks	02/06/12 W, 138-107
135	LA D-Fenders	Stockton Kings	11/28/11 W, 135-103
135	Sacramento	Charlotte Bobcats	02/28/07 W, 135-120
135	Golden State	Orlando Magic	11/16/02 W, 135-92
133	Golden State	at Milwaukee Bucks	03/08/03 L, 133-138 (OT)
132	LA D-Fenders	Rio Grande Valley Vipers	12/05/11 W, 132-126
128	Sacramento	Los Angeles Lakers	12/29/06 L, 128-132 (OT)
128	Golden State	Utah Jazz	04/08/03 W, 128-102
127	LA D-Fenders	Canton Charge	01/30/12 W, 127-87
127	Reno	Idaho Stampede	12/01/10 W, 127-117
126	Reno	Rio Grande Valley Vipers	004/20/11 L, 126-134

PLAYER GAME HIGHS:

MOST POINTS:	
at Nevada:	45 Jordan Caroline at New Mexico 01/07/17
	40 Jordan Caroline at Colorado St 02/06/19
	37 D.J. Fenner vs UNLV 02/08/17
	34 Marquize Coleman at Hawai'i 11/16/15
	33 Caleb Martin at Utah 12/29/18
	32 Marcus Marshall at Wyoming 01/14/17
	32 Marcus Marshall at Washington 12/11/16
	32 Tyrone Criswell vs Eastern Washington 03/21/16
	30 4x
at Arkansas:	41 Mason Jones vs Tulsa 12/14/19
	40 Mason Jones vs Auburn 02/04/20
	38 Mason Jones vs Miss State 02/15/20
	37 Mason Jones vs Tennessee 02/26/20
	36 Mason Jones vs LSU 03/04/20
	34 Mason Jones vs South Carolina 01/29/20
	34 Isaiah Joe at Ole Miss 01/11/20
	33 Isaiah Joe vs Texas Southern 11/19/19
	32 Mason Jones vs Rice 11/05/19
	31 Stanley Umude at Georgia 02/02/22
	31 JD Notae at Texas A&M 01/08/22
	30 5x - Last: JD Notae vs Kentucky 02/26/22

Season Opener: 32 Mason Jones vs Rice 11/05/19

SEC Opener 17 Isaiah Joe & Mason Jones vs TX A&M 01/04/20

SEC Game: 40 Mason Jones vs Auburn 02/04/20

SEC Tourney: 28 Moses Moody vs LSU 03/13/20

NCAA Tourney: 27, Justin Smith vs Colgate 03/19/21

Bud Walton: 41 Mason Jones vs Tulsa 12/14/19

Road Game: 34 Isaiah Joe at Ole Miss 01/11/20

Neutral Site: 28 Moses Moody vs LSU 03/13/20

Ranked Opp: 40 Mason Jones vs Auburn 02/04/20

Frosh: 28 (4x) Moses Moody (Bama, USC, TX A&M, LSU)

Soph: 34 Isaiah Joe at Ole Miss 01/11/20

Junior: 41 Mason Jones vs Tulsa 12/14/19

Senior+: **31 (2x) Notae at TX A&M and Umude at Georgia**

MOST FIELD GOALS MADE:	
at Nevada:	17 Jordan Caroline at New Mexico 01/07/17
	13 Cody Martin vs Utah State 02/17/18
	12 Jordan Caroline at UNLV 02/25/17
	12 Cameron Oliver vs Eastern Washington 03/21/16
	12 D.J. Fenner v UNLV 02/08/17
at Arkansas:	14 Jimmy Whitt Jr. vs Vanderbilt 01/15/20
	12 Stanley Umude at Georgia 02/02/22
	12 Mason Jones vs Auburn 02/04/20
	12 Mason Jones vs Tulsa 12/14/19
	12 Mason Jones vs Rice 11/05/19

MOST 3-POINTERS MADE:	
at Nevada:	8 Marcus Marshall at UNLV 02/25/17
	7 6x
at Arkansas:	8 Mason Jones at Texas A&M 03/07/20
	7 Isaiah Joe at Ole Miss 01/11/20
	6 Stanley Umude at Missouri 02/15/22
	6 Stanley Umude at Georgia 02/02/22
	6 Isaiah Joe at Texas A&M 03/07/20
	6 Isaiah Joe at Indiana 12/29/19
	6 Isaiah Joe vs Texas Southern 11/19/19

MOST FREE THROWS MADE:	
at Nevada:	15 Marcus Marshall vs Boise State 02/22/17
	15 Marquize Coleman vs UNLV 01/23/16
	15 Marquize Coleman at Hawai'i 11/16/15
	14 Jordan Caroline vs Rhode Island 11/13/17
	14 Marcus Marshall at Wyoming 01/14/17
at Arkansas:	18 Mason Jones vs Miss State 02/15/20
	16 Moses Moody vs Alabama 02/24/21
	15 Mason Jones vs South Carolina 01/29/20
	13 JD Notae vs Kentucky 02/26/22
	12 4x - Last Chris Lykes vs Elon 12/21/21

MOST REBOUNDS:	
at Nevada:	24 Cameron Oliver vs Fresno State 02/1/16
	21 Cameron Oliver at UNLV 02/20/16
	17 Cameron Oliver vs Colorado State 03/04/17
	16 6x
at Arkansas:	17 Justin Smith vs Oral Roberts 12/20/20
	16 Jaylin Williams vs Tennessee 02/19/22
	16 Connor Vanover vs North Texas 11/28/20
	15 Jaylin Williams vs New Mexico St 03/19/22
	15 Jaylin Williams vs West Virginia 01/29/22
	15 Jimmy Whitt Jr. vs LSU 03/04/20
	14 Justin Smith vs Oral Roberts 03/27/21
	13 2x - Jaylin Williams at LSU and UCA

Season Opener: **11 Au'Diese Toney vs Mercer 11/09/21**

SEC Opener 6 Mason Jones vs Texas A&M 01/04/20

SEC Game: **16 Jaylin Williams vs Tennessee 02/19/22**

SEC Tourney: **11 Jaylin Williams vs LSU 03/11/22**

NCAA Tourney: **15 Jaylin Williams vs New Mexico St 03/19/22**

Bud Walton: 17 Justin Smith vs Oral Roberts 12/20/20

Road Game: **13 Jaylin Williams at LSU 01/15/22**

Neutral Site: **15 Jaylin Williams vs New Mexico St 03/19/22**

Ranked Opp: **16 Jaylin Williams vs #16 Tennessee 02/19/22**

Frosh: 10 (5x) last by Jaylin Williams vs Texas Tech 03/21/21

Soph: **16 (2x) last Jaylin Williams vs Tennessee 02/19/22**

Junior: 12 Mason Jones vs South Carolina 01/29/20

Senior+: 17 Justin Smith vs Oral Roberts 12/20/20

MOST OFFENSIVE REBOUNDS:	
at Nevada:	11 AJ West at Pacific 11/21/15
	8 Cameron Oliver vs Fresno State 02/1/16
at Arkansas:	11 Justin Smith vs Oral Roberts 03/27/21
	10 Justin Smith vs Oral Roberts 12/12/20
	6 Au'Diese Toney vs Cincinnati 11/23/21
	6 Justin Smith vs UT Arlington 12/02/20
	6 Reggie Chaney at Missouri 02/08/20
	5 9x - Last: Au'Diese Toney vs AUB 02/08/22

MOST DEFENSIVE REBOUNDS:	
at Nevada:	16 Cameron Oliver vs Fresno State 02/1/16
	14 Cameron Oliver vs Colorado State 03/04/17
	14 Cameron Oliver at Wyoming 01/14/17
	13 Cameron Oliver vs Colorado State 03/11/17
	13 Cameron Oliver at Air Force 02/15/17
at Arkansas:	15 Jaylin Williams vs Tennessee 02/19/22
	15 Jaylin Williams vs West Virginia 01/29/22
	14 Connor Vanover vs North Texas 11/28/20
	14 Jimmy Whitt Jr. vs LSU 03/04/20
	13 Jaylin Williams vs New Mexico St 03/19/22
	13 Jaylin Williams at LSU 01/15/22
	11 Jaylin Williams vs Gonzaga 03/24/22
	11 Jaylin Williams vs Auburn 02/08/22
	11 Jaylin Williams vs UCA 12/01/21
	11 Mason Jones vs South Carolina 01/29/20

MOST ASSISTS:	
at Nevada:	11 Cody Martin vs BYU 11/06/18
	11 Cody Martin vs Colorado State 02/25/18
	11 Marquize Coleman vs Holy Names 11/30/15
	10 Cody Martin vs Little Rock 11/16/18
	10 Cody Martin vs Pacific 11/09/18
	10 Marcus Marshall vs Colorado State 03/04/17

at Arkansas:	11 Jalen Tate vs UCA 12/12/20
	10 Jalen Tate vs Georgia 01/09/21
	9 Mason Jones at Ole Miss 01/11/20
	8 JD Notae vs Kentucky 02/26/22
	8 Davonte Davis vs Charlotte 12/07/21
	8 Jalen Tate at Vanderbilt 01/23/21
	8 Mason Jones vs Vanderbilt 01/15/20

Season Opener: 7 Isaiah Joe vs Rice 11/05/19

SEC Opener 5 Jalen Harris vs Texas A&M 01/04/20

SEC Game: 10 Jalen Tate vs Georgia 01/09/21

SEC Tourney: 6 Mason Jones vs Vanderbilt 03/11/20

NCAA Tourney: **2 (2x) last JD Notae vs Gonzaga 03/12/22**

Bud Walton: 11 Jalen Tate vs Central Arkansas 12/12/20

Road Game: 9 Mason Jones at Ole Miss 01/11/20

Neutral Site: 6 Jalen Tate vs Oral Roberts 03/27/21

Ranked Opp: 6 (2x) last JD Notae vs Gonzaga 03/12/22

Frosh: 6 Davonte Davis (2x) vs Georgia and vs LSU

Soph: **8 Davonte Davis vs Charlotte 12/07/21**

Junior: 9 Mason Jones at Ole Miss 01/11/20

Senior+: 11 Jalen Tate vs Central Arkansas 12/12/20

MOST STEALS:	
at Nevada:	5 Caleb Martin vs California Baptist 11/19/18
	5 Jordan Caroline at San Diego St 02/12/17
	5 Marquize Coleman at New Mexico 12/30/15
	4 17x
at Arkansas:	8 JD Notae vs New Mexico St 03/19/22
	7 JD Notae vs Mercer 11/09/21
	7 JD Notae vs Vanderbilt 01/04/22
	6 Jaylin Williams vs Texas A&M 01/22/22
	5 7x: last Davonte Davis vs AUB 02/08/22

Season Opener: **7 JD Notae vs Mercer 11/09/21**

SEC Opener 3 Mason Jones vs Texas A&M 01/04/20

SEC Game: **7 JD Notae vs Vanderbilt 01/04/21**

SEC Tourney: **4 Notae vs LSU 03/11/22 & Davis vs LSU 03/13/20**

NCAA Tourney: **8 JD Notae vs New Mexico St 03/01/22**

Bud Walton: **7 JD Notae vs Mercer 11/09/21**

Road Game: 5 (2x) last JD Notae at South Carolina

Neutral Site: **8 JD Notae vs New Mexico St 03/01/22**

Ranked Opp: 4 Desi Sills vs Auburn 02/04/20

Frosh: 4 Davonte Davis vs LSU 03/13/20

Soph: **6 Jaylin Williams vs Texas A&M 01/22/22**

Junior: 5 (4x) last JD Notae vs Colgate 03/19/21

Senior+: **8 JD Notae vs New Mexico St 03/01/22**

MOST BLOCKED SHOTS:	
at Nevada:	6 Cameron Oliver vs Morehead State 04/01/16
	5 7x
at Arkansas:	6 Connor Vanover vs North Texas 11/28/20
	5 Connor Vanover at Oklahoma St. 01/30/21
	5 Connor Vanover vs Ole Miss 01/27/21
	5 Adrio Bailey vs Valpo 12/21/19
	5 Adrio Bailey vs Texas Southern 11/19/19
	4 7x - Last Jaylin Williams vs LSU 03/11/22

Season Opener: 3 Connor Vanover vs Miss Valley 11/25/20

SEC Opener: **3 Jaylin Williams at Mississippi State 12/29/21**

SEC Game: 5 Connor Vanover vs Ole Miss 01/27/21

SEC Tourney: **4 Jaylin Williams vs Tennessee 02/19/22**

NCAA Tourney: 3 Moses Moody vs Oral Roberts 03/21/21

Bud Walton: 6 Connor Vanover vs North Texas 11/28/20

Road Game: 5 Connor Vanover at Oklahoma State 01/30/21

Neutral Site: 5 Adrio Bailey vs Valpo 12/21/19

Ranked Opp: 4 Jalen Tate vs Alabama 02/24/21

Frosh: 4 Jaylin Williams vs LSU 02/27/21

Soph: 6 Connor Vanover vs North Texas 11/28/20

Junior: 3 (2x) last Ethan Henderson vs LSU 03/13/21

Senior+: 5 Adrio Bailey 2x

TEAM GAME HIGHS:

MOST POINTS:			
at Nevada:	119	vs Fresno State 12/09/15	W, 119-70
	110	vs UMass 11/23/18	W, 110-87
	108	vs Holy Names 11/30/15	W, 108-57
	105	at New Mexico 01/07/17	W, 105-104 (OT)
	104	vs UNLV 02/08/17	W, 104-77
	103	at Wyoming 01/24/18	L, 103-104 (2OT)
	102	vs Fresno State 01/31/18	W, 102-92
	101	at UNLV 02/28/18	W, 101-75
	100	vs Colorado State 01/23/19	W, 100-60
at Arkansas:	142	vs Mississippi Valley 11/25/20	W, 142-62
	101	at South Carolina 03/02/21	W, 101-73
	100	vs Central Arkansas 12/12/12	W, 100-75
	99	at Georgia 02/02/22	W, 99-73
	99	vs Georgia 01/09/21	W, 99-69
	99	vs LSU 03/04/20	W, 99-90
	98	vs Tulsa 12/14/19	W, 98-79
	97	vs Central Arkansas 12/01/21	W, 97-60
	97	at Auburn 12/30/20	W, 97-89
MOST FIELD GOALS MADE:			
at Nevada:	40	vs UMass 11/23/18	
	40	vs Fresno State 12/09/15	
	40	vs Holy Names 11/30/15	
	38	vs San Jose State 0/09/19	
	38	vs UNLV 02/08/17	
at Arkansas:	48	vs Mississippi Valley 11/25/20	
	40	at Georgia 02/02/22	
	40	vs Central Arkansas 12/01/21	
	40	vs Central Arkansas 12/12/20	
	37	at South Carolina 03/02/21	
	37	vs Rice 11/05/19	
MOST FIELD GOALS ATTEMPTED:			
at Nevada:	80	at UNLV 02/20/16	
	77	vs Colorado State 02/25/18	
	75	at New Mexico 01/07/17	
	74	3x last vs Wyoming 01/03/18	
at Arkansas:	86	vs Mississippi Valley 11/25/20	
	77	vs Oral Roberts 12/20/20	
	76	at LSU 01/13/21	
	76	vs Central Arkansas 12/12/20	
	73	vs Central Arkansas 12/01/21	
	72	vs Gonzaga 03/24/22	
	71	at Georgia 02/02/22	
BEST FIELD GOAL PERCENTAGE:			
at Nevada:	.615 (40-65)	vs UMass 11/23/18	
	.597 (40-67)	vs Fresno State 12/09/15	
	.597 (40-67)	vs Holy Names 11/30/15	
	.593 (32-54)	at Utah State 02/17/18	
	.589 (33-56)	vs Fresno State 01/31/18	
at Arkansas:	.571 (36-63)	at Vanderbilt 01/23/21	
	.567 (34-60)	vs Little Rock 12/04/21	
	.567 (34-60)	vs Tulsa 12/14/19	
	.563 (40-71)	at Georgia 02/02/22	
	.558 (48-86)	vs Mississippi Valley 11/25/20	
	.552 (37-67)	at South Carolina 03/02/21	
	.552 (37-67)	vs Rice 11/05/19	
MOST 3-POINT FIELD GOALS MADE:			
at Nevada:	17	at Pacific 11/18/17	
	15	vs Pacific 11/09/18	
	15	at Air Force 01/06/18	
	15	at Santa Clara 11/15/17	
	15	at New Mexico 01/07/17	
at Arkansas:	20	vs Mississippi Valley 11/25/20	
	15	at Georgia 02/02/22	
	15	at South Carolina 03/02/21	
	14	at Texas A&M 03/07/20	
	13	vs Gardner-Webb 11/13/21	
MOST 3-POINT FIELD GOALS ATTEMPTED:			
at Nevada:	39	vs South Dakota State 12/15/18	
	37	at Fresno State 01/12/19	
	37	vs San Jose State 02/21/18	
	34	vs San Jose State 01/09/19	
	34	at Pacific 11/18/17	
at Arkansas:	40	vs Mississippi Valley 11/25/20	
	34	vs Lipscomb 12/05/20	
	33	at South Carolina 03/02/21	
	33	vs Southern 12/09/20	
	32	at Texas A&M 03/07/20	
BEST 3-POINT FIELD GOAL PERCENTAGE:			
at Nevada:	.600 (6-10)	vs Morehead State 03/30/16	
	.588 (10-17)	at Fresno State 12/27/17	
	.579 (11-19)	vs Southern Illinois 12/22/17	
	.550 (11/20)	vs Oakland 11/23/16	
at Arkansas:	.667 (6-9)	vs TCU 01/25/20	
	.571 (12-21)	vs Georgia 01/09/21	
	.536 (15-28)	at Georgia 02/02/22	
	.524 (11-21)	at Missouri 02/15/22	
	.500 (20-40)	vs Mississippi Valley 11/25/20	
	.481 (13-27)	vs Gardner-Webb 11/13/21	

MOST FREE THROWS MADE:			
at Nevada:	39	vs Morehead State 04/01/16	
	36	vs Rhode Island 11/13/17	
	35	vs Tulsa 11/22/18	
	31	at Wyoming 01/14/17	
at Arkansas:	36	vs LSU 03/04/20	
	29	vs Elon 12/21/21	
	29	vs West Virginia 01/29/22	
	28	at Missouri 02/08/20	
	27	vs South Carolina 01/18/22	
	27	vs Kansas State 11/22/21	
	27	vs Alabama 02/24/21	
	27	vs Tennessee 02/26/20	
MOST FREE THROWS ATTEMPTED:			
at Nevada:	45	vs Morehead State 04/01/16	
	44	vs Rhode Island 11/13/17	
	43	at Pacific 11/21/15	
	42	vs Tulsa 11/22/18	
at Arkansas:	54	vs LSU 03/04/20	
	43	vs Alabama 02/24/21	
	40	vs South Carolina 01/29/20	
	39	at Missouri 02/08/20	
	36	at Tennessee 02/11/20	
BEST FREE THROW PERCENTAGE:			
at Nevada:	.929 (13-14)	vs Loyola-Chicago 03/22/18	
	.929 (13-14)	at Cal State Fullerton 11/28/15	
	.900 (18-20)	at Pacific 11/18/17	
	.889 (16-18)	at Fresno State 12/27/17	
at Arkansas:	.944 (17-18)	vs Oklahoma 12/11/21	
	.944 (17-18)	at LSU 01/08/20	
	.929 (13-14)	vs Mississippi State 02/02/21	
	.923 (12-13)	at South Carolina 03/02/21	
	.917 (11-12)	vs South Dakota 11/22/19	
MOST REBOUNDS:			
at Nevada:	61	at Pacific 11/21/15	
	60	vs Fresno Pacific 12/09/15	
	57	vs Fresno State 02/13/16	
	53	at UNLV 02/20/16	
	50	vs San Jose State 12/28/16	
at Arkansas:	58	Oral Roberts 12/20/20	
	58	vs Mississippi Valley 11/25/20	
	54	vs Lipscomb 12/05/20	
	47	vs Central Arkansas 12/01/21	
	46	at Alabama 02/12/22	
	46	at Texas A&M 01/08/22	
	46	vs Southern 12/09/20	
MOST OFFENSIVE REBOUNDS:			
at Nevada:	25	at Pacific 11/21/15	
	19	vs Fresno Pacific 12/09/15	
	19	vs Fresno State 02/13/16	
	19	vs Florida 03/21/19	
at Arkansas:	24	vs Oral Roberts 12/20/20	
	21	at Alabama 02/12/22	
	20	at Texas A&M 01/08/22	
	20	vs Mississippi Valley 11/25/20	
	18	vs Cincinnati 11/23/21	
	18	vs Oral Roberts 03/27/21	
MOST DEFENSIVE REBOUNDS:			
at Nevada:	43	vs Fresno State 02/13/16	
	42	vs San Jose State 12/28/16	
	41	vs Fresno Pacific 12/09/15	
	40	vs Little Rock 11/16/18	
at Arkansas:	44	vs Lipscomb 12/05/20	
	38	vs Mississippi Valley 11/25/20	
	36	vs LSU 02/27/21	
	36	vs Valparaiso 12/21/19	
	35	vs Rice 11/05/19	
MOST ASSISTS:			
at Nevada:	29	vs Holy Names 11/30/15	
	27	at Santa Clara 11/15/17	
	25	vs Illinois State 11/29/17	
	25	at New Mexico 01/07/17	
	24	vs UC Davis 12/19/17	
at Arkansas:	26	vs Central Arkansas 12/12/20	
	26	vs Mississippi Valley 11/25/20	
	23	at Georgia 02/02/22	
	23	vs Gardner-Webb 11/13/21	
	23	vs Central Arkansas 12/01/21	
	22	at Vanderbilt 01/23/21	
MOST STEALS:			
at Nevada:	15	vs San Jose State 01/09/19	
	15	vs Utah State 01/02/19	
	12	vs New Mexico 01/28/17	
	13	at New Mexico 12/30/15	
	11	4x	
at Arkansas:	16	vs Central Arkansas 12/01/21	
	15	at Georgia Tech 11/25/19	
	14	vs Texas A&M 01/22/22	
	14	vs Auburn 02/04/20	
	14	vs Rice 11/05/19	
	13	4x: last vs Missouri 01/12/22	

MUSS TEAMS IN THE NCAA/CONFERENCE STATS						
	2015-16	2016-17	2017-18	2018-19	2019-20	2020-21
3-pt FG Att	176 / 8	37 / 2	29 / 2	51 / 2	115 / 5	26 / 3
A-Turnover Ratio	232 / 9	13 / 1	2 / 1	15 / 1	140 / 4	103 / 2
Assists/Gm	220 / 9	32 / 1	27 / 2	75 / 3	226 / 10	80 / 4
Blocks/Gm	7 / 1	64 / 3	74 / 2	100 / 2	84 / 9	17 / 4
Def Reb/Gm	19 / 1	31 / 2	92 / 6	31 / 2	287 / 12	33 / 2
Fewest Fouls	342 / 11	105 / 3	253 / 9	184 / 6	322 / 12	329 / 13
Fewest TO	335 / 11	59 / 1	24 / 1	21 / 1	59 / 1	320 / 10
FG Pct	251 / 9	146 / 5	60 / 3	68 / 4	147 / 6	100 / 4
FG Pct Defense	28 / 2	120 / 7	140 / 4	42 / 3	169 / 12	70 / 5
FT Attempts	2 / 1	13 / 1	16 / 2	16 / 1	8 / 2	4 / 1
FT Made	1 / 1	24 / 2	9 / 2	17 / 1	3 / 1	2 / 1
FT Pct	43 / 2	159 / 6	66 / 2	167 / 6	102 / 6	68 / 4
Off Reb/Gm	76 / 2	132 / 3	255 / 7	205 / 6	325 / 14	44 / 4
Fouls/Gm	275 / 8	35 / 1	95 / 1	126 / 3	311 / 11	131 / 3
Reb Margin	4 / 2	72 / 1	232 / 81	97 / 3	342 / 14	56 / 3
Scoring Defense	177 / 5	151 / 6	191 / 6	55 / 1	185 / 9	189 / 8
Scoring Margin	117 / 5	39 / 1	27 / 1	9 / 1	70 / 4	24 / 1
Scoring Offense	113 / 5	37 / 1	18 / 2	28 / 1	56 / 5	11 / 2
Steals/Gm	98 / 3	262 / 8	174 / 6	172 / 4	41 / 1	48 / 4
3 Pt FG Defense	59 / 2	18 / 2	20 / 1	113 / 3	1 / 1	174 / 9
3 PT FG/Game	323 / 11	33 / 2	31 / 3	74 / 3	143 / 4	169 / 5
3 PT FG Pct	314 / 11	42 / 1	26 / 2	155 / 6	175 / 5	198 / 7
3 PT FGM	251 / 9	22 / 2	15 / 2	59 / 2	129 / 4	39 / 4
Total Assists	112 / 2	30 / 2	10 / 1	69 / 2	251 / 10	12 / 1
Total Blocks	3 / 1	50 / 3	44 / 1	88 / 2	81 / 7	3 / 2
Total Rebounds	2 / 1	25 / 3	44 / 2	63 / 2	306 / 14	4 / 3
Total Rebs/Gm	18 / 1	41 / 1	171 / 6	72 / 4	322 / 14	18 / 2
Total Steals	40 / 3	208 / 9	85 / 2	157 / 4	34 / 1	5 / 2
Turnover Margin	184 / 5	169 / 7	22 / 2	22 / 1	9 / 1	58 / 2
Turnovers Forced	154 / 5	306 / 10	191 / 6	127 / 3	29 / 1	52 / 7
Fewest TO/Gm	208 / 7	26 / 2	4 / 1	13 / 1	47 / 1	151 / 3
W-L Pct	93 / 3	17 / 1	17 / 1	7 / 1	89 / 5	17 / 2
MOST BLOCKED SHOTS:						
at Nevada:	11	at Oregon State 12/05/15				
	10	at Wyoming 01/20/16				
	10	vs Holy Names 11/30/15				
	9	vs UNLV 03/08/18				
	9	at New Mexico 01/07/17				
at Arkansas	11	vs Alabama 02/24/21				
	10	vs Elon 12/21/21				
	10	vs Texas Southern 11/19/19				
	8	vs Central Arkansas 12/12/20				
	8	vs Southern 12/09/20				
	8	vs North Texas 11/28/20				
	8	at Texas A&M 03/07/20				
	8	vs Valparaiso 12/21/19				
MOST TURNOVERS:						
at Nevada:	21	at Texas Tech 12/05/17				
	21	vs Morehead State 03/30/16				
	20	vs Fresno Pacific 12/09/15				
	20	at San Diego State 03/11/16				
at Arkansas	21	vs Rice 11/05/19				
	20	vs Missouri 03/12/21				
	20	at Tennessee 01/06/21				
	20	vs Austin Peay 12/03/19				
	19	at LSU 01/15/22				
	19	vs Valparaiso 12/21/19				
MOST FOULS:						
at Nevada:	38	at Wichita State 12/22/15				
	30	at New Mexico 01/07/17				
	30	at New Mexico 12/30/15				
	28	at Utah State 03/02/19				
at Arkansas	32	at Missouri 02/08/20				
	28	Missouri 01/02/21				
	28	at Texas A&M 03/07/20				
	26	2x last at Tennessee 03/05/22 & 02/11/20				
OPPONENT GAME HIGHS (at Ark):						
POINTS	99	at Georgia 02/29/20				
	92	at LSU 01/13/21				
	90	at Alabama 01/16/21				
	90	vs LSU 03/04/20				
FG MADE	38	at Georgia 02/29/20				
	34	at LSU 01/13/21				
	31	vs Texas A&M 02/12/22				
	31	at Texas A&M 01/08/22				
	31	vs Hofstra 12/18/21				
	31	5 other times				
FG ATTEMPTS	80	vs Auburn 02/08/22				
	76	vs LSU 02/21/27				
	72	vs LSU 03/02/22				
	72	at South Carolina 02/03/21				
	72	vs Mississippi Valley 11/25/20				
	72	vs Valparaiso 12/21/19				
FG PCT	.588 (30-51)	vs Mississippi State 02/15/20				
	.567 (38-67)	at Georgia 02/29/20				
	.564 (31-55)	at Texas A&M 01/09/22				
	.549 (28-51)	vs Oklahoma 12/11/21				
	.523 (34-65)	at LSU 01/13/21				

3 PT MADE	17	vs Northern Iowa 11/17/21
	15	at Alabama 01/16/21
	15	at Auburn 12/30/20
	14	at Kentucky 02/09/21
	13	vs Oklahoma 12/11/21
	13	vs Gardner-Webb 11/13/21
	13	vs Mercer 11/09/21
	13	at Missouri 02/13/21
	13	vs Mississippi Valley 11/25/20
3 PT ATT	39	vs Mississippi Valley 11/25/20
	37	vs Northern Iowa 11/17/21
	33	vs Alabama 02/24/21
	32	vs Auburn 02/08/22
	32	at Missouri 02/13/21
3 PT PCT	.667 (12-18)	at Tennessee 03/05/22
	.591 (13-22)	vs Oklahoma 12/11/21
	.538 (14-26)	at Kentucky 02/09/21
	.533 (8-15)	vs Texas A&M 03/12/22
	.533 (8-15)	vs Baylor 03/29/21
FT MADE	34	at Missouri 02/08/20
	28	vs Missouri 01/02/21
	27	vs LSU 03/11/22
	27	at Mississippi State 01/22/20
	25	at Ole Miss 01/11/20
FT ATTEMPTS	44	at Missouri 02/08/20
	39	vs Missouri 01/02/21
	33	vs South Carolina 01/29/20
	31	vs LSU 03/11/22
	31	at Texas A&M 03/07/20
	31	at Mississippi State 01/22/20
FT PCT	1.000 (13-13)	at Ole Miss 01/26/22
	1.000 (14-14)	vs Florida 02/16/21
	.962 (25-26)	at Ole Miss 01/11/20
	.950 (19-20)	vs Texas A&M 10/12/22
	.947 (18-19)	vs LSU 03/02/22
REBOUNDS	60	vs Auburn 02/08/22
	53	at LSU 01/08/20
	52	at Missouri 02/08/20
	51	vs Missouri 01/02/21
OFF REB	24	vs Auburn 02/08/22
	23	at LSU 01/08/20
	22	vs LSU 03/02/22
	16	vs Kentucky 02/26/22
DEF REB	41	vs Missouri 01/02/21
	37	at Georgia Tech 11/25/19
	36	vs Auburn 02/08/22
	35	vs Kentucky 01/18/20
ASSISTS	18	vs Texas A&M 03/12/22
	18	vs Oklahoma 12/11/21
	18	at Kentucky 02/09/21
	18	at Alabama 01/16/21
	17	8x (5 this year) last at Tennessee 03/05/22
STEALS	12	at Mississippi State 12/29/21
	12	at Alabama 01/16/21
	11	vs Texas A&M 01/22/22
	10	at Texas A&M 01/08/22
	10	vs LSU 03/13/21
	10	at Oklahoma State 01/30/21
	10	at Tennessee 01/06/21
	10	vs Northern Kentucky 11/30/19
BLOCKS	9	at Texas A&M 01/08/22
	9	vs Auburn 01/20/21
	9	at Tennessee 01/06/21
	7	at Oklahoma State 01/30/21
	7	vs Oral Roberts 12/20/20
TURNOVERS	27	vs Rice 11/05/19
	26	vs Mississippi State 02/02/21
	25	vs Central Arkansas 12/01/21
	24	at Georgia Tech 11/25/19
	24	vs Texas Southern 11/19/19
FOULS	35	vs LSU 03/04/20
	33	vs South Carolina 01/29/20
	32	vs Alabama 02/24/21
	29	vs West Virginia 01/29/22
	29	vs Missouri 01/02/21

ARKANSAS TEAM GAME LOWS:

FEWEST PTS	53	vs New Mexico State 03/19/22
	58	vs Tennessee 02/19/22
	59	at Alabama 01/16/21
	59	at Florida 02/18/20
	61	vs Mississippi State 02/02/21
	61	at Tennessee 02/11/20
FEWEST FG	14	vs New Mexico State 03/19/22
	15	at Tennessee 02/11/20
	18	vs Tennessee 02/19/22
	19	vs Missouri 01/02/21
	19	vs Kentucky 01/18/20
FEWEST FGA	45	vs North Texas 11/12/19
	46	vs Austin Peay 12/03/19
	49	at Tennessee 02/11/20

LOWEST FG%	.275 (14-51)	vs New Mexico State 03/19/22
	.268 (19-71)	vs Missouri 01/02/21
	.305 (18-59)	vs Tennessee 02/19/22
	.306 (15-49)	at Tennessee 02/11/20
	.314 (22-70)	at Alabama 02/12/22
FEWEST 3PT FG	0	vs South Carolina 01/18/22
	1	vs Oral Roberts 03/27/21
	2	vs Mississippi State 02/02/21
	3	vs New Mexico State 03/19/22
	3	vs Texas A&M 03/12/22
	3	vs West Virginia 01/29/22
	3	vs Charlotte 12/07/21
	3	vs Penn 11/28/21
	3	vs Cincinnati 11/23/21
	3	vs Kansas State 11/22/21
	3	3 other times
FEWEST 3 FGA	9	vs Oral Roberts 03/27/21
	9	vs TCU 01/25/20
	11	vs South Carolina 01/18/22
	11	vs Baylor 03/29/21
	13	vs Charlotte 12/07/21
LOWEST 3 PT%	.000 (0-11)	vs South Carolina 01/18/22
	.111 (1-9)	vs Oral Roberts 03/27/21
	.118 (2-17)	vs Mississippi State 02/02/21
	.136 (3-22)	vs Kansas State 11/22/21
	.167 (3-18)	vs LSU 03/12/22
	.167 (4-24)	vs Oral Roberts 12/20/20
	.167 (3-18)	vs Northern Kentucky 11/30/19
FEWEST FT	4	at Georgia 02/02/22
	4	at Oklahoma State 01/30/21
	6	at Mississippi State 01/22/20
	7	vs Rice 11/05/19
FEWEST FTA	7	at Georgia 02/02/22
	7	at Oklahoma State 01/30/21
	8	at Ole Miss 01/26/22
	8	vs Central Arkansas 12/12/20
LOWEST FT%	.471 (8-17)	vs Southern 12/09/20
	.500 (13-26)	vs Central Arkansas 12/01/21
	.533 (8-15)	vs Vanderbilt 01/15/20
	.545 (6-11)	at Mississippi State 01/22/20
	.563 (9-16)	vs Penn 11/28/21
FEWEST REBS	23	vs Missouri 02/22/20
	24	vs North Texas 11/12/19
	24	at LSU 01/08/20
	25	at Texas A&M 03/07/20
FEWEST OFF REB	2	vs Missouri 02/22/20
	3	vs New Mexico State 03/19/22
	3	at LSU 01/08/20
	3	at Georgia Tech 11/25/19
	4	at Ole Miss 01/26/22
	4	vs North Texas 11/12/19
FEWEST DEF REB	15	at Florida 02/18/20
	18	at Tennessee 02/11/20
	18	vs TCU 01/25/20
	19	vs Mississippi State 02/15/20
FEWEST ASSISTS	6	at Tennessee 02/11/20
	7	vs Kansas State 11/22/21
	7	vs Missouri 01/02/21
	7	at Alabama 02/01/20
	8	8x - last vs South Carolina 01/18/22
FEWEST STEALS	0	vs Texas Tech 03/21/21
	2	vs New Mexico State 03/19/22
	2	at Tennessee 01/06/21
	4	vs West Virginia 01/29/22
	4	at Western Kentucky 12/07/19
	4	vs Mississippi State 02/15/20
	4	vs LSU 03/04/20
FEWEST BLOCKS	0	at Alabama 02/12/22
	1	vs New Mexico State 03/19/22
	1	vs Texas Tech 03/21/21
	1	vs Georgia 01/09/21
	1	vs Northern Kentucky 11/30/19
	1	vs South Carolina 01/29/20
	1	vs Mississippi State 02/15/20
	1	at Florida 02/18/20
FEWEST TO	5	vs New Mexico State 03/19/22
	5	vs Northern Iowa 11/17/21
	5	vs LSU 03/04/20
	6	at Florida 02/22/22
	6	vs Mississippi State 02/05/22
	6	at Kentucky 02/09/21
	6	at Georgia 02/29/20
FOULS	6	vs Mercer 11/09/21
	10	vs Southern 12/09/20
	12	vs Mississippi Valley 11/25/20
	14	6x: Last: at Ole Miss 01/26/22

OPPONENT GAME LOWS (at Ark):

FEWEST PTS	43	vs Missouri 01/12/22
	43	vs Rice 11/05/19
	43	vs North Texas 11/12/19
	44	vs Southern 12/09/20
	45	vs Mississippi State 02/02/21
FEWEST FG	14	vs Missouri 01/12/22
	15	vs Mississippi State 02/02/21
	15	vs Lipscomb 12/05/20
	16	vs Tennessee 02/19/22
	16	vs Rice 11/05/19

FEWEST FGA	45	vs Texas A&M 01/04/20
	46	at Florida 02/18/20
	48	vs Vanderbilt 01/15/20
	48	vs Missouri 01/12/22
LOWEST FG%	.254 (15-59)	vs Lipscomb 12/05/20
	.271 (16-59)	vs Tennessee 02/19/22
	.286 (18-63)	vs Southern 12/09/20
	.286 (16-56)	vs Rice 11/05/19
	.292 (14-48)	vs Missouri 01/12/22
FEWEST 3PT FG	1	vs Ole Miss 01/27/21
	1	vs Southern 12/09/20
	2	vs Missouri 01/12/22
	2	vs North Texas 11/28/20
	2	vs Rice 11/05/19
	2	vs North Texas 11/12/19
	2	vs Montana 11/16/19
	2	vs Texas Southern 11/19/19
	2	at Georgia Tech 11/25/19
FEWEST 3 FGA	7	vs Mississippi State 02/15/20
	11	vs Texas Southern 11/19/19
	12	vs Mississippi State 02/05/22
	12	vs South Dakota 11/22/19
	12	at Georgia Tech 11/25/19
LOWEST 3 PT%	.063 (1-16)	vs Ole Miss 01/27/21
	.077 (1-13)	vs Southern 12/09/20
	.080 (2-25)	vs Rice 11/05/19
	.118 (2-17)	vs North Texas 11/12/19
	.125 (2-16)	vs Missouri 01/12/22
	.125 (2-16)	vs Montana 11/16/19
FEWEST FT	3	vs Alabama 02/24/21
	3	vs Mississippi Valley 11/25/20
	5	vs Elon 12/21/21
	6	vs New Mexico State 03/19/22
	6	vs LSU 02/27/21
FEWEST FTA	3	vs Alabama 02/24/21
	6	vs Mississippi Valley 11/25/20
	9	vs Elon 12/21/21
	10	vs New Mexico State 03/19/22
	10	vs Texas A&M 03/06/21
	10	vs Southern 12/09/20
LOWEST FT%	.375 (3-8)	vs Alabama 02/24/21
	.467 (7-15)	vs Central Arkansas 12/01/21
	.471 (8-17)	vs Auburn 02/08/22
	.500 (12-24)	vs South Carolina 01/18/22
	.500 (6-12)	vs LSU 02/27/21
	.500 (9-18)	at Indiana 12/29/19
FEWEST REBS	21	vs Charlotte 12/01/21
	22	vs Mercer 11/09/21
	26	vs West Virginia 01/29/22
	27	vs Elon 12/21/21
	27	vs Rice 11/05/19
	28	4x - last vs Penn 11/28/21
FEWEST OFF REBS	4	vs Charlotte 12/01/21
	4	vs Mercer 11/09/21
	4	vs Mississippi State 02/15/20
	4	vs Vanderbilt 01/15/20
	5	vs New Mexico State 03/19/22
	5	vs Oklahoma 12/11/21
	5	vs Central Arkansas 12/01/21
	5	vs Gardner-Webb 11/13/21
	5	vs Missouri 03/12/21
	5	vs South Carolina 01/29/20
	5	vs Northern Kentucky 11/30/19
FEWEST DEF REBS	17	vs Charlotte 12/01/21
	18	vs Mercer 11/09/21
	18	vs Baylor 03/29/21
	19	vs West Virginia 01/29/22
	19	vs Elon 12/21/21
FEWEST ASSISTS	5	vs Southern 12/09/20
	6	vs Florida 02/16/21
	6	at Ole Miss 01/11/20
	6	at Missouri 02/08/20
	7	4x - Last vs Kansas State 11/22/21
FEWEST STEALS	0	vs Vanderbilt 01/15/20
	1	vs Vermont 03/19/22
	1	vs Cincinnati 11/23/21
	1	at Kentucky 02/09/21
	1	at LSU 01/08/20
	2	vs Mississippi State 02/05/22
	2	vs LSU 02/27/21
	2	at Georgia 02/29/20
FEWEST BLOCKS	0	vs Hofstra 12/18/21
	0	vs Georgia 01/09/21
	0	Southern 12/09/20
	0	vs North Texas 11/12/19
	0	vs Austin Peay 12/03/19
	1	13x - Last: vs Vanderbilt 01/04/21
FEWEST TO	5	at Tennessee 01/06/21
	6	vs Vermont 03/19/22
	7	vs Lipscomb 12/05/20
	8	vs LSU 02/27/21
FEWEST FOULS	12	at Tennessee 01/06/21
	12	vs Central Arkansas 12/12/20
	14	at Georgia 02/02/22

IN HIS FIRST SIX YEARS AS A COLLEGIATE HEAD COACH

- » Led the NCAA in 3-pt FG Pct Defense (2020)
- » Led the NCAA in Free Throws Made (2016)
- » Ranked 1st (3x) or 2nd (3x) six times in the league in FT Made
- » Ranked 1st (4x) or 2nd (2x) six times in the league in FT Attempts
- » 6x - Ranked among NCAA top 25 in FT Made AND FT Attempts
- » 4x - Led the league in Scoring Margin (2017, '18, '19, '21)
- » 4x - Led the league in Fewest Turnovers (2017, '18, '19, '20)
- » 3x - Led the league in Overall W-L Percentage (2017, '18, '19)
- » 3x - Led the league in Assist-To-TO Ratio (2017, '18, '19)
- » 3x - In NCAA top 20 in 3PTFG% Defense (2017, '18, '20)

OTHER TEAM HIGHLIGHTS

- » 2nd in the NCAA in Assist-To-TO Ratio (2018)
- » 2nd in the NCAA in Total Rebounds (2016)
- » 2nd in the NCAA in Free Throws Made (2021)
- » 3rd in the NCAA in Total Blocked Shots (2016)
- » 4th in the NCAA in Rebound Margin (2016)
- » 4th in the NCAA in Fewest TO Per Gm (2018)
- » 7th in the NCAA in Blocks Per Game (2016)
- » 9th in the NCAA in Scoring Margin (2019)
- » 9th in the NCAA in Turnover Margin (2020)
- » 10th in the NCAA in Total Assists (2018)

PLAYER HIGHLIGHTS

- » 6 Players in the NBA over past three years
- » 4x - Players led his league in 3-PT FG Made AND 3-PT FG Attempts
- » 3x - Player led his league in points scored
- » 4 All-American Honors (Caleb Martin 2x, Mason Jones, Moses Moody, JD Notae)
- » 18 All-Conference Honors
- » 6 All-Defensive Team Honors
- » 3 Conference Newcomers of the Year
- » 3 Conference 6th Man Award
- » 2 Conference Players of the Year
- » 2 Conference Freshman of the Year
- » 1 Conference Defensive Player of the Year

- 14 vs Penn 11/28/21
- 14 vs Northern Iowa 11/17/21
- 14 vs LSU 03/13/21
- 14 at South Carolina 03/02/21
- 14 at Oklahoma State 01/30/21

MUSSELMAN MILESTONE WINS

OVERALL

1	11/13/15	vs Coastal Carolina (Honolulu, Hawaii)	73-56
100	01/24/19	Colorado State (Reno, Nev.)	100-60
150	03/02/21	at South Carolina (Columbia, S.C.)	101-73

AT ARKANSAS

1	11/05/19	Rice (Fayetteville, Ark.)	91-43
50	11/23/21	vs Cincinnati (Kansas City, Mo.)	73-67

MUSSELMAN PLAYERS OF NOTE

CODY MARTIN

NEVADA

- Charlotte Hornets (Free Agent) • 2019-pres.
- 2x All-Mountain West (2018 and 2019)
- 2018 Mountain West Defensive Player of the Year

CALEB MARTIN

NEVADA

- Hornets (2019 2nd Rd / 36th pick) • Heat 2021-pres.
- 2x First Team All-America (2018 and 2019)
- 2018 Mountain West Player & Newcomer of the Year

JORDAN CAROLINE

NEVADA

- 3x First Team All-Mountain West (2018 and 2019)

CAM OLIVER

NEVADA

- Rockets (2021 Free Agent) • South Bay Lakers 2021-pres.
- Led Australian NBL in rebounding in 2020; named All-NBA

JALEN HARRIS

NEVADA

- Toronto Raptors (2nd Rd / 59th pick) • 2020

ISAIAH JOE

ARKANSAS

- Philadelphia 76ers (2nd Rd • 49th pick) • 2020-pres

MASON JONES

ARKANSAS

- Rockets & 76ers (2020 Free Agent) • South Bay Lakers 2021
- 2020 All-American
- 2020 SEC Player of the Year

MOSES MOODY

ARKANSAS

- Golden State Warriors (1st Rd • 14th pick) • 2021
- 1st "one-and-done" in Arkansas history
- 2021 All-American
- 2021 SEC Freshman & Newcomer of the Year

JD NOTAE

ARKANSAS

- 2021 Bleacher Report's National & SEC 6th Man of the Year
- 2022 All-American and consensus 1st team All-SEC

MUSSELMAN RECORD • POINTS SCORED

Scoring Below 50 Points:	0-0
- At Arkansas	0-0
Home:	0-0
Away:	0-0
Neutral:	0-0
Scoring 50-59 Points:	2-9
- At Arkansas:	2-1
Home:	0-1
Away:	0-6
Neutral:	1-2
Scoring 60-69 Points:	20-19
- At Arkansas	12-8
Home:	11-4
Away:	5-10
Neutral:	4-5
Scoring 70-79 Points:	64-23
- At Arkansas	26-12
Home:	36-5
Away:	15-13
Neutral:	13-5
Scoring 80-89 Points:	61-5
- At Arkansas	19-3
Home:	36-0
Away:	16-3
Neutral:	9-2
Scoring 90-99 Points:	25-1
- At Arkansas	10-0
Home:	15-0
Away:	9-1
Neutral:	1-0
Scoring 100 or More Points:	11-1
- At Arkansas	3-0
Home:	7-0
Away:	3-1
Neutral:	1-0

BEST WINNING PERCENTAGE among active NCAA Division I head coaches

(min 5 yrs • Division I wins)

(https://stats.NCAA.org/head_coaches • Thru Mar. 20)

1	Mark Few, Gonzaga	.837	658-128	23rd yr
2	Bill Self, Kansas	.768	759-229	29th yr
3	Mike Krzyzewski, Duke	.766	1200-367	47th yr
3	Chris Jans, New Mexico State	.765	143-44	6th yr
5	John Calipari, Kentucky	.763	768-239	30th yr
6	ERIC MUSSELMAN, ARKANSAS	.749	182-61	7th yr
6	Brian Dutcher, San Diego St.	.748	119-40	5th yr
8	Bruce Pearl, Auburn	.721	628-243	26th yr
9	Tony Bennett, Virginia	.721	385-149	15th yr
10	Tom Izzo, Michigan State	.714	666-267	27th yr



MUSSELMAN RECORD • POINTS ALLOWED

Opponent Scores Below 50 Points:	10-0
- At Arkansas	8-0
Home:	8-0
Away:	1-0
Neutral:	1-0
Opponent Scores 50-59 Points:	31-1
- At Arkansas	13-0
Home:	21-1
Away:	9-0
Neutral:	1-0
Opponent Scores 60-69 Points:	70-7
- At Arkansas	26-1
Home:	42-0
Away:	12-3
Neutral:	16-4
Opponent Scores 70-79 Points:	52-21
- At Arkansas	20-11
Home:	28-6
Away:	16-12
Neutral:	8-3
Opponent Scores 80-89 Points:	18-21
- At Arkansas	5-11
Home:	7-3
Away:	8-13
Neutral:	3-5
Opponent Scores 90-99 Points:	2-6
- At Arkansas	1-3
Home:	2-2
Away:	0-3
Neutral:	0-1
Opponent Scores 100 or More Points:	1-2
- At Arkansas	0-0
Home:	0-0
Away:	1-2
Neutral:	0-0

1 JD NOTAE

Pronounced: No-Tay

*Sr. | G | 6-2 | 190 | Covington, Ga. | Newton HS | Jacksonville Univ.



GENERAL

- 2nd team All-ASUN in 2019 and ASUN Freshman of the Year in 2018 ... Named the 2021 BLEACHER REPORT NATIONAL SIXTH MAN OF THE YEAR and the 2021 SEC COACHES SIXTH MAN OF THE YEAR.
- 2021-22 ALL-AMERICAN
- 2021-22 Consensus 1st team All-SEC (unanimous media) ... Was preseason All-SEC by the coaches but was not on the media preseason team
- 2021-22 SEC Community Service Team ... Volunteered at the Samaritan Community Center, a Northwest Arkansas nonprofit providing food and other resources to families living in need ... Also volunteered at the Potter's House Community Engagement Event, has written "Grateful Razorbacks" letters to donors and participated in RazorCall with Sequoyah Elementary in (Russellville) ... Volunteered at the Springdale community center.
- Scored his 1,000th point as a Razorback, converting an old-fashion 3-point play early in the second half versus Texas A&M in the SEC semifinal ... He became the 45th player to score 1,000 points in a Razorback uniform ... He is the sixth Razorback to accomplish the feat in two seasons joining Mason Jones (1,146), Jaylen Barford (1,087), Daryl Macon (1,070), Bobby Portis (1,047) and Dusty Hannahs (1,047).
- OVERALL Scored 1,985 career points (2nd-most among active SEC players and 30th among active NCAA players)
Has 227 career steals (most among active SEC players and 27th among active NCAA players)

2021-22 HIGHLIGHTS:

- Mercer:** Scored a game-high 30 while tying a then career-high seven steals ... 6 steals came in the 2nd half to spur the come-from-behind win ... His seven steals ties for 8th on the school's single-game list ... Just the 6th Razorback to score at least 30 in a season opener.
- UNI:** Just missed his second career triple-double with 17 pts • 9 assists • 8 rebounds ... Only committed one turnover ... Led the team in assists, was second on the team in points and rebounds.
- HOF Classic:** Struggled shooting, but still scored double-digits in both games ... However, had five assists and three steals vs K-State and added two steals vs Cincy, including one with 1:40 left that set-up the Hogs' game-winning run.
- Penn:** Scored a game-high 28 and tied for team lead with nine rebounds ... Added five assists (four in the second half) ... Scored 14 of Arkansas' final 18 points, including 10 straight for the Hogs from 5:28 to 27 seconds left.
- LR:** Tied for team lead in points with 18 ... Scored 16 of those in the second half ... Leading by 9 with seven minutes to play, scored nine straight for the Hogs to secure the win, with two steals.
- Hofstra:** Came off the bench for the first time in 2021-22 and scored a team-best 20 points, making 4-of-9 3-pointers ... Added six rebounds.
- Vandy:** Scored 16 points and led the team, while tying an SEC career high with five steals ... Added five assists and had 13 defensive ball touches (7 deflections, 5 steals, 1 blocked shot)
- @ A&M:** Led the team and had an SEC career-best with 31 points (also his best as Hog)... Scored 12 points to start game as Arkansas raced out to a 20-9 lead ... Scored seven in a 13-3 run to cut Arkansas deficit from 11 to 1 with 1:08 to play .. Scored 17 in the first half and 14 in the second half with two of his three assists and both steals.
- Mizzou:** Scored 9 of Arkansas' first 18 points as the Hogs led 18-3 early ... Finished with a game-high 19 points.
- @ LSU:** Had a game-high 19 points, including a 3-pointer to cap a 10-0 Arkansas run ... Only played 27 minutes due to foul trouble ... Team was +18 in his 27 minutes played —the only Hog in double-digits for Plus-Minus.
- South Carolina:** Led the team in assists (5) and tied then career high in blocked shots (3) ... Added 17 points (making 7-of-8 FT) and an SEC career-best seven rebounds ... Had a team-best +31 (+24 in the second half) ... Only played 9:24 in the first half due to foul trouble Played all 20 minutes of the 2nd half with 14 pts, 5 rebs, 4 assists and 3 BLKS.
- Texas A&M:** Led the team in both points (17) and assists (4) while adding six rebounds and three steals.
- @ Ole Miss:** For the third straight game, led the team in both points (25) and assists (5).
- West Virginia:** Only played the first 3:26 of the first half before picking up two fouls and sitting the rest of the half ... However, scored five points (a 3-pointer to start the game and a layup) with an assist ... Finished with 15 points.
- @ Georgia:** Scored 23 points and posted SEC career-bests with nine rebounds and six assists ... Helped Arkansas out-score UGA 46-26 in the second half with 11 points, five rebounds and four assists.
- Auburn:** Led Arkansas to just the program's 2nd win over AP #1 team with a game-high 28 points ... Had career highs in FT made (11), FT attempts (14), blocked shots (4) and minutes played (41:24) ... Had 9 early points as Arkansas jumped out to a 27-15 lead ... Made back-to-back defensive stops, blocking a shot and getting a steal ... The steal led two FT to tie the game with 54 seconds left ... Sealed the win with a FT with 12 seconds left ... Added a career-high 17 defensive ball touches (deflections, blocked shots, steals).
- @ Alabama:** Only played 3:44 in the first half due to foul trouble but had three assists ... Led the team at +7 ... Finished with 12 points (all in the second half) including a 3-pointer with 2:36 to play to give Arkansas a 65-64 lead .. Added three second-half steals (had four for the game) and finished with 11 defensive ball touches.
- Tennessee:** Tied for the team lead with 13 points (3-of-6 3PT).
- NATIONAL & SEC PLAYER OF THE WEEK (2/28):** Averaged 26.0 points, 5.5 assists and 3.5 rebounds in wins at Florida and against #6/3 Kentucky. For his efforts, named both the National Player of the Week by ESPN.com and Andy Katz/NCAA March Madness as well as being tabbed the SEC Player of the Week ... **@ Florida:** Had a team-high 22 points while adding six rebounds, three assists and two blocked shots in helping Arkansas snap a 14-game losing streak to the Gators in Gainesville ... Notae scored five key points late in the game to secure the win ... First, with Arkansas up one with 1:06 left, he drained a "dagger" 3-pointer to put Arkansas up four ... Then, after a defensive stop, Notae sank two free throws with 40 ticks left for a six-point cushion ... **Kentucky:** Had 30 points and eight assists to become the first Razorback to have at least 30 and 8 in any game since the Hogs joined the SEC (1991-92) ... Additionally became the first SEC player to have at least 30 and 8 versus an AP top 10 team in the last 25 years ... Eight assists both tied a season-high and were a career-high in an SEC game ... Led Arkansas to a 15-2 run to start the game versus Kentucky with eight points and two assists ... His eighth assist of the game came with 1:22 left (to Jaylin Williams) that put Arkansas up one (71-70), a lead the Hogs would not relinquish ... Up four with nine seconds left, Notae blocked a Ty Ty Washington shot to help seal the win.
- LSU:** Made two free throws with eight seconds left to put Arkansas up 77-76 ... Made his first 3-poiner, but did not have his best scoring game ... Finished with 12 points (3-of-12 FG; 2-6 3PT) ... However, grabbed seven rebounds and had a team-best five assists ... Inside the final 2:47, had three assists and three defensive rebounds.
- @ Tennessee:** Led the Hogs with 20 points, adding a team-best four assists, team-best three steals and team best one blocked shot ... 15 of his 20 (as well as three assists and two steals) came in the second half as Arkansas turned a 21-point halftime deficit to two inside the final minute ... Was +17 in the second half ... Scored nine points in a 14-3 run from 4:23 to 16 seconds to turn an 11-point deficit (73-62) to 2 (76-74) ... Was 6-of-6 at the free throw line during the span.
- vs LSU (SEC):** Scored 19 points with four steals, six rebounds and three assists ... Made 10-of-13 at the line.
- vs Texas A&M (SEC):** Only scored five points, but that 5th point gave him 1,000 points in a Razorback uniform ... Added a team-best five assist.
- vs Vermont (NCAA):** Had 17 points (all in the second half) thanks to 6-of-8 at the line ... Made two free throws with 9 seconds left to seal the win ... Added seven rebounds and a team-best four assists ... Led the team with a +11 (the only Hog in double figures).
- vs New Mexico State (NCAA):** Led the team with 18 points thanks to 7-of-8 at the line ... Had a career-high 8 steals, which also tied a school record for most in an NCAA Tournament game ... Scored 8 straight to cap a 17-2 run in the first half to put the Hogs up 13 ... Led the team with a +9.
- vs Gonzaga (NCAA):** Led the Hogs with 21 points (attempting a career-high 29 shots), six assists and three steals ... The first Hog in at least 25 years to get at least 21 points, 6 rebounds, 6 assists, 3 steals and 2 blocks in a game .. Scored four pints inside the final 1:25 of the first half to cap a 13-2 run —including a layup at the buzzer — for a 3-point halftime lead.

@jdnotae

@dimebagnotae

* - Will be granted an extra year of eligibility due to COVID-19 in 2020-21



PERSONAL BESTS

POINTS

Season:	31	at Texas A&M (01/08/22)
Career:	40	vs Florida Memorial (11/21/18)
SEC:	31	at Texas A&M (01/08/22)

FG MADE

Season:	13 (2x)	last vs Kentucky (02/26/22)
Career:	16	vs Florida Memorial (11/21/18)
SEC:	13	vs Kentucky (02/26/22)

FG ATTEMPTED

Season:	29	vs Gonzaga (03/24/22)
Career:	29	vs Gonzaga (03/24/22)
SEC:	23 (2x)	last at Ole Miss (01/26/22)

3-POINT FG MADE

Season:	5 (2x)	last at Texas A&M (01/08/22)
Career:	5 (7x)	last vs Mercer (11/09/21)
SEC:	5 (4x)	last at Texas A&M (01/08/22)

3-PT FG ATTEMPTS

Season:	14	vs Mercer (11/09/21)
Career:	14 (2x)	last vs Mercer (11/09/21)
SEC:	10 (2x)	last at Ole Miss (01/26/22)

FT MADE

Season:	11	vs Auburn (02/08/22)
Career:	11	vs Auburn (02/08/22)
SEC:	11	vs Auburn (02/08/22)

FT ATTEMPTED

Season:	14	vs Auburn (02/08/22)
Career:	14	vs Auburn (02/08/22)
SEC:	14	vs Auburn (02/08/22)

REBOUNDS

Season:	10	vs Charlotte (12/07/21)
Career:	14	vs Stetson (01/30/19)
SEC:	9	at Georgia (02/02/22)

ASSISTS

Season:	8 (2x)	last vs Kentucky (02/26/22)
Career:	10	at Kennesaw State (01/09/19)
SEC:	8	vs Kentucky (02/26/22)

STEALS

Season:	8	vs New Mexico State (03/19/22)
Career:	8	vs New Mexico State (03/19/22)
SEC:	5 (2x)	last vs Vanderbilt (01/04/22)

BLOCKED SHOTS

Season:	4	vs Auburn (02/08/22)
Career:	4	vs Auburn (02/08/22)
SEC:	4	vs Auburn (02/08/22)

MINUTES

Season:	41:24	vs Auburn (02/08/22)
Career:	46	vs Gardner-Webb (11/26/17)
SEC:	41:24	vs Auburn (02/08/22)

JD NOTAE



1st TEAM ALL-SEC (Coaches)
1st TEAM ALL-SEC (AP - 1 of 3 unanimous)
1st TEAM ALL-SEC (USA TODAY - 1 of 2 unanimous)
SEC COMMUNITY SERVICE TEAM

ARKANSAS POINTS SCORED

SEASON			
1.	786	Todd Day	1991
8.	660	Sidney Moncrief	1979
9.	647	Ron Brewer	1978
10.	646	JD NOTAE	2022

SEC SEASON

1.	424	Mason Jones	2020
2.	368	Todd Day	1992
3.	348	Corliss Williamson	1995
4.	335 *	JD NOTAE	2022
5.	335	Bobby Portis	2015
6.	333	Corliss Williamson	1994

* - missed the opener due to illness

ARKANSAS SCORING AVERAGE

SEC SEASON			
1.	23.55	Mason Jones	2020
2.	23.00	Todd Day	1992
3.	21.75	Corliss Williamson	1995
4.	20.81	Corliss Williamson	1994
5.	19.71	JD NOTAE	2022

ARKANSAS POINTS SCORED

CAREER			
1.	786	Todd Day	1991
35.	1,087	Jaylen Barford	2017-19
36.	1,070	Darryl Macon	2017-19
37.	1,067	Tommy Boyer	1961-63
38.	1,065	Mike Washington	2007-01
39.	1,056	JD NOTAE	2021-22

ARKANSAS FIELD GOALS MADE

SEASON			
1.	294	Joe Kleine	1985
9.	250	Bobby Portis	2015
10.	245	Mrvn Delph	1977
--	219	JD NOTAE	2022

SEC SEASON

1.	136	Bobby Portis	2015
2.	129	Corliss Williamson	1994
3.	128	Todd Day	1992
4.	121	Daniel Gafford	2019
5.	119	Corliss Williamson	1995
6.	118	Mason Jones	2020
7.	117	Jaylin Barford	2018
8.	115	JD NOTAE	2022

Jeff Borzello, ESPN.com on JD Notae after being named National Player of the Week

"Notae had 22 points and six rebounds in a solid road win at Florida on Tuesday, then followed it up with one of the best offensive performances we've seen in the league this season. Against Kentucky, Notae was mostly unguardable. He carried the Razorbacks on his back in the first half, scoring 18 points, and then used the added defensive attention in the second half to his advantage, dishing out five assists. He finished with 30 points and eight assists in another huge win for Arkansas."

Andy Katz, NCAA.com on JD Notae after being named National Player of the Week

Arkansas senior guard J.D. Notae is the National Player of the week for his 30 points and eight assists in the win over Kentucky after scoring 22 in a win over Florida. The Hogs are rolling right now behind his leadership.

Jon Rothstein, CollegeHoopsToday.com

"Arkansas' JD Notae has quietly been as consistent as any guard in the SEC this season."

JD NOTAE'S 2021-22 GAME STATS

Opponent	Date	GS	Min	FG	FGA	Pct	3FG	3A	Pct	FT	FTA	Pct	O	D	Tot	Avg	PF	FO	A	TO	Blk	Stl	Pts	Avg	
MERCER	11/09/21	*	39	11	26	.423	5	14	.357	3	4	.750	0	2	2	2.0	1	0	2	2	0	7	30	30.0	
GARDNER-WEBB	11/13/21	*	26	7	13	.538	4	7	.571	0	0	.000	0	1	1	1.5	1	0	0	0	2	18	24.0		
NORTHERN IOWA	11/17/21	*	39	7	14	.500	1	7	.143	2	2	1.000	1	7	8	3.7	1	0	9	1	0	2	17	21.7	
vs Kansas State	11/22/21	*	38	4	17	.235	2	10	.200	1	2	.500	0	4	4	3.8	4	0	5	5	0	3	11	19.0	
vs Cincinnati	11/23/21	*	39	4	17	.235	2	7	.286	3	4	.750	1	3	4	3.8	2	0	1	2	1	2	13	17.8	
PENN	11/28/21	*	36	13	24	.542	0	6	.000	2	4	.500	0	9	9	4.7	3	0	5	3	1	2	28	19.5	
CENTRAL ARKANSAS	12/01/21	*	26	4	10	.400	1	4	.250	1	2	.500	0	4	4	4.6	2	0	6	3	0	3	10	18.1	
LITTLE ROCK	12/04/21	*	29	7	13	.538	2	6	.333	2	2	1.000	1	0	1	4.1	0	0	2	3	0	2	18	18.1	
CHARLOTTE	12/07/21	*	37	9	18	.500	1	6	.167	4	5	.800	0	10	10	4.8	1	0	1	2	0	4	23	18.7	
vs Oklahoma	12/11/21	*	39	3	14	.214	2	7	.286	5	5	1.000	0	3	3	4.6	4	0	3	1	1	2	13	18.1	
vs Hofstra	12/18/21	*	33	8	16	.500	4	9	.444	0	0	.000	0	6	6	4.7	5	1	2	6	0	2	20	18.3	
ELON	12/21/21	*	32	5	13	.385	3	9	.333	2	2	1.000	2	5	7	4.9	4	0	2	1	1	1	15	18.0	
at Mississippi State	12/29/21	DNP-Illness																							
VANDERBILT	01/04/22	*	37	6	17	.353	1	7	.143	3	6	.500	0	2	2	4.7	3	0	5	2	1	5	16	17.8	
at Texas A&M	01/08/22	*	38	11	23	.478	5	8	.625	4	7	.571	2	3	5	4.7	2	0	3	5	0	2	31	18.8	
MISSOURI	01/12/22	*	27	6	14	.429	2	7	.286	5	6	.833	1	1	2	4.5	2	0	2	0	0	1	19	18.8	
at LSU	01/15/22	*	27	7	13	.538	2	6	.333	3	4	.750	1	2	3	4.4	4	0	4	3	0	1	19	18.8	
SOUTH CAROLINA	01/18/22	*	30	5	12	.417	0	3	.000	7	8	.875	1	6	7	4.6	4	0	5	4	3	1	17	18.7	
TEXAS A&M	01/22/22	*	31	6	21	.286	2	10	.200	3	3	1.000	1	5	6	4.7	5	1	4	5	1	3	17	18.6	
at Ole Miss	01/26/22	*	37	10	23	.435	4	10	.400	1	2	.500	0	3	3	4.6	2	0	5	5	0	1	25	18.9	
WEST VIRGINIA	01/29/22	*	23	6	8	.750	1	2	.500	2	2	1.000	0	0	0	4.4	3	0	2	0	0	1	15	18.8	
at Georgia	02/02/22	*	32	9	14	.643	4	7	.571	1	2	.500	0	9	9	4.6	3	0	6	5	1	3	23	19.0	
MISSISSIPPI STATE	02/05/22	*	38	4	16	.250	0	6	.000	6	9	.667	0	6	6	4.6	1	0	4	1	1	2	14	18.7	
AUBURN	02/08/22	*	41	7	20	.350	3	9	.333	11	14	.786	2	3	5	4.7	2	0	3	1	4	3	28	19.1	
at Alabama	02/12/22	*	24	4	11	.364	2	5	.400	2	3	.667	0	1	1	4.5	3	0	3	3	0	4	12	18.8	
at Missouri	02/15/22	*	35	6	16	.375	3	5	.600	2	2	1.000	0	5	5	4.5	2	0	4	5	0	2	17	18.8	
TENNESSEE	02/19/22	*	24	5	11	.455	3	6	.500	0	0	.000	0	1	1	4.4	5	1	2	0	0	0	13	18.5	
at Florida	02/22/22	*	39	7	18	.389	2	5	.400	6	7	.857	1	5	6	4.4	0	0	3	1	2	0	22	18.7	
KENTUCKY	02/26/22	*	37	13	26	.500	2	8	.250	2	2	1.000	0	1	1	4.3	2	0	8	5	1	1	30	19.1	
LSU	03/02/22	*	39	3	12	.250	2	6	.333	4	4	1.000	0	7	7	4.4	2	0	5	4	1	0	12	18.8	
at Tennessee	03/05/22	*	34	6	20	.300	2	8	.250	6	8	.750	1	4	5	4.4	0	0	4	2	1	3	20	18.9	
vs LSU (SEC)	03/11/22	*	32	4	14	.286	1	7	.143	10	13	.769	2	4	6	4.5	2	0	3	4	0	4	19	18.9	
vs Texas A&M (SEC)	03/12/22	*	27	2	8	.250	0	5	.000	1	1	1.000	0	4	4	4.5	3	0	5	3	1	0	5	18.4	
vs Vermont (NCAA)	03/17/22	*	27	5	16	.313	1	7	.143	6	8	.750	0	7	7	4.5	4	0	4	2	0	0	17	18.4	
vs New Mexico St. (NCAA)	03/19/22	*	31	5	18	.278	1	3	.333	7	8	.875	0	4	4	4.5	5	1	3	6	0	8	18	18.4	
vs Gonzaga	03/24/22	*	38	9	29	.310	2	12	.167	1	2	.500	2	4	6	4.6	2	0	6	5	2	3	21	18.5	
Totals			34	1161	228	.575	.397	72	.244	.295	118	.153	.771	19	141	160	4.6	89	4	130	102	23	80	646	18.5

Total FG Att	546	1st SEC	7th NCAA
Steals/Gm	2.26	1st SEC	14th NCAA
Total Steals	69	1st SEC	5th NCAA
Points/Gm	18.4	2nd SEC	59th NCAA
Total FG Made	219	2nd SEC	39th NCAA
3PT FG ATT	232	3rd SEC	43rd NCAA
Minutes/Gm	32:57	5th SEC	260th NCAA
3PT FG/Gm	2.06	7th SEC	239th NCAA
FG%	.401	11th SEC	300th NCAA
Assists/Gm	3.6	11th SEC	193rd NCAA
Assist-TO Ratio	1.27	13th SEC	316th NCAA
FT ATT	151	10th SEC	105th NCAA
FT Made	117	6th SEC	103rd NCAA
FT%	.775	15th SEC	221st NCAA

TRIPLE-DOUBLES (1)

SOPH @ Jacksonville Pts-Reb-Assst
 01/09/19 • at Kennesaw State 15-10-10

DOUBLE-DOUBLES (6)

FROSH @ Jacksonville (2)
 11/26/17 • Gardner-Webb 17 pts 10 reb
 12/09/17 • Florida National 14 pts 10 reb
 SOPH @ Jacksonville (3)
 01/05/19 • Lipscomb ^ 12 pts 13 reb
 01/09/19 • at Kennesaw State * ^ 15 pts 10 reb
 01/30/19 • Stetson 16 pts 14 reb
 SENIOR @ ARKANSAS (1)
 12/11/21 • Charlotte 23 pts 10 reb
 * - back-to-back games * - part of a triple double

- Led his team/ARK in Pts:56 / 25
- Led his team/ARK in Rebs:21 / 4
- Led his team/ARK in Assists:41 / 22
- CAREER: Double-figure Pts:102 / 55
- 20-pt gms:32 / 17
- 30-pt gms - 40-pt gms:5 - 1
- Gms with a 3PT FG:102 / 56
- Gms with 3+ 3PT FG:36 / 18
- Gms with 3+ Steals:39 / 19
- Gms with 3+ Assists:61 / 31
- Gms with 5+ Rebs:37 / 25



JD NOTAE CAREER STATISTICS

Year	GP	GS	Min	Avg	FG	FGA	Pct	3FG	3FGA	Pct	FT	FTA	Pct	Off	Def	Tot	Avg	PF	FO	Asst	TO	Blk	Stl	Pts	Avg
2017-18 (JAX)	28	28	879	31.4	159	388	.410	49	121	.405	65	93	.699	28	103	131	4.7	60	2	54	72	14	49	432	15.4
2018-19 (JAX)	32	23	932	29.1	177	415	.427	62	194	.320	81	111	.730	29	168	197	6.2	76	4	109	106	14	52	497	15.5
2020-21 (ARK)	32	1	719	22.5	131	343	.382	56	167	.335	92	121	.760	16	84	100	3.1	47	2	61	66	11	46	410	12.8
2021-22 (ARK)	35	34	1161	33.2	228	575	.397	72	244	.295	118	153	.771	19	141	160	4.6	89	4	130	102	23	80	646	18.5
TOTAL	127	86	3691	29.1	695	1721	.404	239	726	.329	356	478	.745	92	496	588	4.6	272	12	354	346	62	227	1985	15.6

HAS TAKEN A NCAA-BEST 52 CHARGES THIS YEAR

10

JAYLIN WILLIAMS

*So. | F | 6-10 | 240 | Fort Smith, Ark. | Fort Smith Northside HS

The Athletic
ALL-Glue Team (3rd)



Lefty Driesell Defensive
All-America Team



USBA ALL-DISTRICT VII
NABC ALL-DISTRICT 20 (2nd)

2021-22 HIGHLIGHTS:

- **Mercer:** Led the team with five assists ... His overall play led Arkansas to an 18-3 run in the second half.
- **GWU:** Dished out 5 assists for the second straight game ... Led the team with eight rebounds and **drew three charges**.
- **UNI:** Only played 23:49 as he battled an ankle injury ... Finished with 11 points, a **career-high 7 assists**, 6 rebounds, 3 blocked shots and a steal ... *Is the only Razorback on record (going back 25 years) to get 11+ points, 6+ rebounds, 7+ assists, 3+ blocks and no turnovers in a game* (HogStats) ... **WINNING PLAYS DOWN THE STRETCH:** 3:52 left & Gm tied 75-75: Blocked Shot • 3:43 left & Gm tied 75-75: Blocked Shot • 2:42 left & Down 78-77: Off Reb & put-back for a 79-78 lead • 1:27 left & Up 82-78: Layup to go up 6 • 1:17 left & Up 84-78: Steal
- **HOF Classic:** Had eight rebounds and sank a key 3-pointer versus K-State ... Versus Cincy, had a then career-high 11 rebounds while drawing a **career-high four charges** ... **WINNING PLAYS DOWN THE STRETCH VS CINCY:** 1:10 left & Up 68-67: Def Reb • 0:47 left & Up 68-67: Off Reb • 0:09 left & Up 70-67: Drew 4th charge of the game • 0:01 left & Up 72-67: Def Reb • 0:01 left & Up 72-67: Made 1-of-2 free throws for the 73-67 final
- **Penn:** Led the team in both rebounds (9) and assists (6).
- **UCA:** Had nine first-half rebounds (8 defensive) ... **Finished with a then career-high 13 boards** (11 defensive) ... added two assists, two steals and two blocked shots, while taking the team's only charge of the game.
- **Charlotte:** Scored a then career-high 15 points (7-of-9 FG) with a then career-high three steals.
- **@ Miss State:** Led the team in rebounds (7), assists (6) and blocked shots (3).
- **@ A&M:** Recorded his **first career double-double** with 10 points and 11 rebounds and the 11 boards were a then SEC career high ... Had 10 defensive rebounds ... Took three charges.
- **Mizzou:** Posted **second-straight double-double** with 13 points and 10 rebounds (nine defensive) ... Had then career high in free throws made (7) and attempts (8) ... Dished out three assists and added two steals.
- **@ LSU:** Tied then career highs with **13 rebounds** and **drawing four charges** while tying season-high with 3 steals... Had his **third straight double-double** (11 pts / 13 rebs) and fourth-straight double-digit rebound game ... **Career-high 12 defensive boards** ... Even though Arkansas had a season-high 19 turnovers, Williams had zero ... Down 8 with 9:01 left, Williams helped Arkansas finish the game on a 17-2 with two steals, two charges taken, a 3-pointer and five rebounds ... **BIG PLAYS DOWN THE STRETCH:** 1:25 left & Tied 58-58: Def Reb (and falling down, threw ball off LSU player to keep possession) • 1:10 left & Tied 58-58: Made 3-pointer • 0:59 left & Up 61-58: Drew his 4th charge of the game
- **SEC PLAYER OF THE WEEK (1/24):** Averaged 16.5 points and 10.0 rebounds ... **South Carolina:** For the first time in his career, **led the Razorbacks in scoring with a then career-high 19** as he was a **career-best 9-of-10 at the line** ... Also led the team in rebounds (9) ... Only played 7:22 in the first half due to foul trouble ... Was +24 in the second half as he scored 10 pts with 8 rebs and 2 assists ... **Texas A&M:** Had a **career-high six steals** ... **Became the first major conference Division I player to have at least 14 points, 11 rebounds, six steals, three blocked shots and three assists since November 2010** (Sports Reference) ... Scored 4 of the Hog's 10 OT points, including a jumper with 13 seconds left (2 seconds on shot clock) for a 3-point lead.
- **@ Ole Miss:** Continued strong play with 18 points ... **Scored seven straight points** (layup, 3-pointer, layup) **during the decisive 13-0 run** ... Added three assists, two steals and tied his season-high with three blocked shots.
- **West Virginia:** Tallied his fifth double-double thanks to a then career-high 15 rebounds (14 defensive) and 12 points ... Only player with Plus-Minus in double-digits (+16).
- **@ Georgia:** Only played 19:26 due to foul trouble but finished with 14 points, eight rebounds and two blocked shots.
- **Miss State:** Led the Hogs with +12 thanks to 10 points, 9 rebounds, two blocked shots, one steal and two charges taken ... Set-up Arkansas' 10-3 run to end the game ... Up one with 2:00 to play, Williams sank a 3-pointer ... With the game tied at 42-42, scored five points in an 11-2 run for a lead the Hogs would not relinquish.
- **Auburn:** Tallied his sixth double-double (13 pts & 11 rebs) ... Didn't get credit for an offensive rebound in OT, but created a jump ball to keep possession off a Razorback FT miss with 16 seconds left that led to a Notae FT and 4-point lead with 12 ticks left ... Had a dunk and a 4-point play to spur a 20-4 run and a 27-15 lead ... Scored a layup with 23 seconds left to tie the game and force overtime ... Was 5-of-6 at the line in OT, including two to give Arkansas a lead it would not relinquish and three to put the Hogs up six with 37 ticks left.
- **@ Alabama:** Posted his second double-double of the week and seventh of the season ... **Scored a career-high 22 points** with 10 rebounds ... Scored the Hogs' first 5 points for a 5-0 lead ... **Down 13 (57-44), Williams scored 10 points in a 13-4 run.**
- **SEC PLAYER OF THE WEEK (2/21):** Averaged 13.0 points, 13.5 rebounds and 3.0 assists ... **@ Mizzou:** Recorded his **third-straight double-double** with 13 points and 11 rebounds ... Led the team in assists (4) and blocked shots (2) .. **Tennessee:** Ran his double-double streak to four thanks to 13 points and a **career-high 16 rebounds** (15 defensive) .. Had 10 boards at halftime ... **Drew four charges**, including three inside the final 2:09 of the first half.
- **@ Florida:** Had his fifth-straight double-double (and 10th in 14 games) with 15 points and 10 rebounds ... Drew three charges and had a game-clinching steal with 23 seconds left ... *Is the only Hog over the last 25 years to have at least 15 pts, 10 rebs and 3 assists and zero turnovers.*
- **Kentucky:** Recorded his sixth-straight double-double with 16 points and 12 rebounds, adding two assists, two steals and a blocked shot ... Had nine of his 12 rebounds in the first half and 12 of his 16 points in the second ... Specifically, scored 10 straight for the Hogs in crunch time (4:38 mark to 36 seconds) ... Down one, hit a jumper on the block with 1:22 left to give Arkansas a lead it would not relinquish ... Added two free throws for 3-point lead with 36 ticks left.
- **LSU:** Made it seven straight double-doubles with 19 points and 10 rebounds before fouling out with 4:27 to play ... Drew three charges and had two steals.
- **@ Tennessee:** Only played 9:33 in the first half due to foul trouble and was -16 (0-1 FG, 1 reb) ... Second half, was +17 with 9 points and 5 rebounds while playing all 20 minutes ... Started a 14-2 run with the Hogs down 23, with a 3-pointer and capped the run with two free throws.
- **vs LSU (SEC):** Had a **season high (and tied a career-high) with four blocked shots** ... Added a team-high 11 rebounds.
- **vs Vermont (NCAA):** Tallied his 13th double-double with 13 points and 10 rebounds ... Seven of those boards came in the second half.
- **vs New Mexico State (NCAA):** Recorded double-double #14 with 10 points and 15 rebounds ... **The 15 boards were the most by a Razorback in an NCAA Tournament game** ... Was 4-of-4 at the line, including two with 7:55 left to give the Hogs a lead its would not relinquish ... Added three assists and a steal.
- **vs Gonzaga (NCAA):** Had his third-straight double-double in the tourney and 15th of the season with 15 points and 12 rebounds ... Added three assists and took two charges ... Down 8, started and capped a 9-0 run with a 3-pointer and a dunk to help the Hogs lead at the break.



@Jay_MWilliams_



@thejaylinwilliams_

* - Will be granted an extra year of eligibility due to COVID-19 in 2020-21



PERSONAL BESTS

POINTS

Season:	22	at Alabama (02/12/22)
Career:	22	at Alabama (02/12/22)
SEC:	22	at Alabama (02/12/22)

FG MADE

Season:	7	vs Charlotte (12/07/21)
Career:	7	vs Charlotte (12/07/21)
SEC:	4	vs Alabama (02/24/21)

FG ATTEMPTED

Season:	15	at Alabama (02/12/22)
Career:	15	at Alabama (02/12/22)
SEC:	15	at Alabama (02/12/22)

3-POINT FG MADE

Season:	2	at Ole Miss (01/26/22)
Career:	2 (2x)	last at Ole Miss (01/26/22)
SEC:	2	at Ole Miss (01/26/22)

3-PT FG ATTEMPTS

Season:	5 (2x)	last vs Gonzaga (03/24/22)
Career:	5 (2x)	last vs Gonzaga (03/24/22)
SEC:	5	at Alabama (02/12/22)

FT MADE

Season:	9	vs South Carolina (01/18/22)
Career:	9	vs South Carolina (01/18/22)
SEC:	9	vs South Carolina (01/18/22)

FT ATTEMPTED

Season:	13	at Alabama (02/12/22)
Career:	13	at Alabama (02/12/22)
SEC:	13	at Alabama (02/12/22)

REBOUNDS

Season:	16	vs Tennessee (02/19/22)
Career:	16	vs Tennessee (02/19/22)
SEC:	16	vs Tennessee (02/19/22)

ASSISTS

Season:	7	vs UNI (11/17/21)
Career:	7	vs UNI (11/17/21)
SEC:	6	at Mississippi State (12/29/21)

STEALS

Season:	6	vs Texas A&M (01/22/22)
Career:	6	vs Texas A&M (01/22/22)
SEC:	6	vs Texas A&M (01/22/22)

BLOCKED SHOTS

Season:	4	vs LSU (03/11/22)
Career:	4 (2x)	last vs LSU (03/11/22)
SEC:	4	vs LSU (02/27/21)

MINUTES

Season:	42:23	vs Texas A&M (01/22/22)
Career:	42:23	vs Texas A&M (01/22/22)
SEC:	42:23	vs Texas A&M (01/22/22)

JAYLIN WILLIAMS

SEC **PLAYER OF THE WEEK (1/24)**
PLAYER OF THE WEEK (2/21)



1st TEAM ALL-SEC (Coaches)
2nd TEAM ALL-SEC (AP)
SEC All-Defensive Team

ARKANSAS REBOUNDS

SEASON		
1. 354	JAYLIN WILLIAMS	2022
2. 349	Derek Hood	1999
3. 322	Nick Davis	1998
3. 321	Bobby Portis	2015
5. 310	Dean Tolson	1973

ARKANSAS REBOUND AVERAGE

SEASON			
1. 13.24	Dean Tolson	1974	
2. 12.40	Dean Tolson	1973	
3. 10.26	Derek Hood	1999	
4. 9.88	Dean Tolson	1972	
5. 9.83	JAYLIN WILLIAMS	2022	
6. 9.80	Michael Washington	2009	

ARKANSAS DOUBLE-DOUBLE LEADERS

MOST CONSECUTIVE DOUBLE-DOUBLES (On Record)	
9	Dean Tolson (Feb. 2 - Mar. 2, 1974)
7	JAYLIN WILLIAMS (Feb. 8 - Mar. 2, 2022)

MOST DOUBLE-DOUBLES IN A SEASON (On Record)	
18	Derk Hood 1998-99
16	Moses Kingsley 2015-16
16	Dean Tolson 1973-74
15	JAYLIN WILLIAMS 2021-22
15	Joe Kleine 1983-84
15	Dean Tolson 1972-73
14	Bobby Portis 2014-15

SEC SEASON

SEASON		
1. 183	JAYLIN WILLIAMS	2022
2. 168	Bobby Portis	2015
3. 152	Derek Hood	1999
4. 148	Nick Davis	1998
5. 142	Michael Washington	2009

SEC SEASON

SEASON		
1. 10.35	JAYLIN WILLIAMS	2022
2. 9.50	Derek Hood	1999
3. 9.33	Bobby Portis	2015

Jon Rothstein, CollegeHoopsToday

"Players at ALL levels should watch extensive tape on Jaylin Williams: Makes as many non-scoring big plays as anyone in college basketball."

Aaron Torres, Fox Sports Radio

"There is no player in college basketball, who brings more energy to his team, on both ends of the court, than Jaylin Williams does for Arkansas."

Associated Press

"There's no other big man in the Southeastern Conference like Jaylin Williams. The 6-foot-10 Arkansas forward scores, rebounds, passes and makes 3-pointers. He is also one of the best post defenders in the league."

Def Reb/Gm	8.23	2nd SEC	6th NCAA
Tot. Rebounds	342	2nd SEC	11th NCAA
Reb/Gm	9.77	2nd SEC	20th NCAA
Double-Doubles	14	2nd SEC	18th NCAA
Blocks/Gm	1.14	8th SEC	145th NCAA
FT Att.	132	13th SEC	187th NCAA
FT %	.727	18th SEC	306th NCAA
FT Made	96	16th SEC	205th NCAA
Steals/Gm	1.31	22nd SEC	310th NCAA

DOUBLE-DOUBLES (15)

2021-22 (SOPH)	(15)
01/08/22 • at Texas A&M	^ 10 pts 11 rebs
01/12/22 • MISSOURI	^ 13 pts 10 rebs
01/15/22 • at LSU	^ 11 pts 12 rebs
01/22/22 • TEXAS A&M	14 pts 11 rebs
01/29/22 • WEST VIRGINIA	12 pts 15 rebs
02/08/22 • AUBURN	^ 13 pts 11 rebs
02/12/22 • at Alabama	^ 22 pts 10 rebs
02/15/22 • at Missouri	^ 13 pts 11 rebs
02/19/22 • TENNESSEE	^ 13 pts 16 rebs
02/22/22 • at Florida	^ 15 pts 10 rebs
02/26/22 • KENTUCKY	^ 16 pts 12 rebs
03/02/22 • LSU	^ 19 pts 10 rebs
03/17/22 • vs Vermont (NCAA)	^ 13 pts 10 rebs
03/19/22 • vs NM State (NCAA)	^ 10 pts 15 rebs
03/24/22 • vs Gonzaga (NCAA)	^ 15 pts 12 rebs

^ - Consecutive games

• Led Razorbacks in Pts:	3
• Led Razorbacks in Rebs:	30
• Led Razorbacks in Blk Shots:	21
• Led Razorbacks in Assists:	8
• CAREER: Double-figure Pts:	20
Double-figure Rebs:	21
20-pt gms:	1
Gms with a 3PT Made:	17
Gms with 3+ Assists:	14
Gms with 5+ Rebs:	41
Charges Taken 2020-21	team-best 16
Charges Taken 2021-22	team-best 50

JAYLIN WILLIAM'S 2021-22 GAME STATS																			
Opponent	Dateth	GS	Min	FG	FGA	Pct	3FG	3A	Pct	FT	FTA	Pct	O	D	Tot	Avg	PF	FO	A
MERCER	11/09/21		30	1	4	.250	0	2	.000	2	4	.500	3	5	8	8.0	2	0	5
GARDNER-WEBB	11/13/21	*	24	1	2	.500	0	1	.000	1	2	.500	0	8	8	8.0	1	0	5
NORTHERN IOWA	11/17/21	*	23	5	8	.625	1	1	1.000	0	2	.000	3	3	6	7.3	2	0	7
vs Kansas State	11/22/21	*	32	1	3	.333	1	1	1.000	3	4	.750	1	7	8	7.5	3	0	1
vs Cincinnati	11/23/21	*	35	1	3	.333	0	2	.000	3	6	.500	3	8	11	8.2	3	0	4
PENN	11/28/21	*	29	1	2	.500	0	0	.000	1	2	.500	1	8	9	8.3	2	0	6
CENTRAL ARKANSAS	12/01/21	*	28	4	6	.667	0	1	.000	0	0	.000	2	11	13	9.0	3	0	2
LITTLE ROCK	12/04/21	*	29	4	5	.800	0	0	.000	1	2	.500	1	6	7	8.8	3	0	4
CHARLOTTE	12/07/21	*	32	7	9	.778	0	1	.000	1	1	1.000	2	6	8	8.7	3	0	2
vs Oklahoma	12/11/21	*	27	2	6	.333	1	2	.500	2	3	.667	3	4	7	8.5	3	0	1
vs Hofstra	12/18/21	*	26	3	5	.600	0	0	.000	0	1	.000	1	7	8	8.5	1	0	3
ELON	12/21/21		19	1	3	.333	0	0	.000	1	1	1.000	1	5	6	8.3	2	0	1
at Mississippi State	12/29/21	*	36	4	10	.400	0	3	.000	1	2	.500	2	5	7	8.2	2	0	6
VANDERBILT	01/04/22	*	31	1	2	.500	0	0	.000	4	7	.571	2	8	10	8.3	3	0	2
at Texas A&M	01/08/22	*	30	5	8	.625	0	1	.000	0	0	.000	1	10	11	8.5	2	0	2
MISSOURI	01/12/22	*	24	3	7	.429	0	1	.000	7	8	.875	1	9	10	8.6	1	0	3
at LSU	01/15/22	*	34	4	7	.571	1	2	.500	2	2	1.000	1	12	13	8.8	3	0	1
SOUTH CAROLINA	01/18/22	*	26	5	11	.455	0	1	.000	9	10	.900	3	6	9	8.8	4	0	2
TEXAS A&M	01/22/22	*	43	5	10	.500	1	2	.500	3	3	1.000	1	10	11	8.9	2	0	3
at Ole Miss	01/26/22	*	36	6	10	.600	2	3	.667	4	5	.800	1	7	8	8.9	1	0	3
WEST VIRGINIA	01/29/22	*	36	3	13	.231	1	4	.250	5	7	.714	1	14	15	9.2	4	0	1
at Georgia	02/02/22	*	20	6	9	.667	1	2	.500	1	2	.500	0	8	8	9.1	2	0	1
MISSISSIPPI STATE	02/05/22	*	33	4	9	.444	1	2	.500	1	1	1.000	0	9	9	9.1	5	1	0
AUBURN	02/08/22	*	37	3	9	.333	1	3	.333	6	7	.857	1	10	11	9.2	4	0	2
at Alabama	02/12/22	*	39	6	15	.400	1	5	.200	9	13	.692	2	8	10	9.2	1	0	1
at Missouri	02/15/22	*	37	4	10	.400	0	3	.000	5	6	.833	3	8	11	9.3	3	0	4
TENNESSEE	02/19/22	*	40	6	13	.462	0	2	.000	1	3	.333	1	15	16	9.6	3	0	2
at Florida	02/22/22	*	33	7	13	.538	1	3	.333	0	0	.000	3	7	10	9.6	4	0	3
KENTUCKY	02/26/22	*	32	5	13	.385	0	4	.000	6	7	.857	2	10	12	9.7	3	0	2
LSU	03/02/22	*	35	6	11	.545	0	2	.000	7	8	.875	0	10	10	9.7	5	1	1
at Tennessee	03/05/22	*	30	3	8	.375	1	3	.333	2	2	1.000	1	6	7	9.6	4	0	1
vs LSU (SEC)	03/11/22	*	37	3	10	.300	0	1	.000	0	0	.000	2	9	11	9.6	2	0	2
vs Texas A&M (SEC)	03/12/22	*	25	2	5	.400	0	1	.000	0	1	.000	1	8	9	9.6	3	0	2
vs Vermont (NCAA)	03/17/22	*	33	4	10	.400	1	4	.250	4	6	.667	2	8	10	9.6	2	0	1
vs New Mexico St. (NCAA)	03/19/22	*	40	3	10	.300	0	1	.000	4	4	1.000	2	13	15	9.8	1	0	3
vs Gonzaga (NCAA)	03/24/22	*	37	5	12	.417	2	5	.400	3	5	.600	1	11	12	9.8	4	0	3
Totals		34	1138	134	291	.460	17	69	.246	99	137	.723	55	299	354	9.8	96	2	92



JAYLIN WILLIAMS CAREER STATISTICS																			
Year	GP	GS	Min	Avg	FG	FGA	Pct	3FG	3FGA	Pct	FT	FTA	Pct	Off	Def	Tot	Avg	PF	FO
2020-21	26	5	400	15.4	33	69	.478	7	23	.304	23	31	.742	25	92	121	4.7	50	1
2021-22	36	34	1138	31.6	134	291	.460	17	69	.246	99	137	.723	55	299	354	9.8	96	2
TOTAL	62	39	1538	24.8	167	360	.464	24	92	.261	122	168	.726	84	391	475	7.7	146	3



STANLEY UMUDE

Pronounced: UH-Moo-day

Gr.Sr. | G | 6-6 | 210 | San Antonio, Texas | Warren HS | Univ. of South Dakota



@StanleyUmude_

@stanleyumude

- Made the Department's Honor Roll (3.0-3.49 GPA) for Fall 2021
- Member of the Southeastern Conference Men's and Women's Basketball Leadership Council.
- Played four seasons at South Dakota ... 2x 1st team All-Summit League (2021 & 2019) and 2nd team all-league once (2020) ... 9th in the NCAA in scoring (21.6) in 2020-21 ... Graduated from South Dakota in the spring of 2021 with a Bachelor of General Studies degree ... Scored 1,520 points at USC to rank 11th on the Coyotes' all-time list.
- GETTING BETTER AS THE SEASON PROGRESSES
NON SEC 45-100 FG (.450) 6-25 3PT (.240) 16-24 FT (.667) 4.5 rpg 0.9 apg 0.8 bpg 0.7 spg 8.6 ppg
SEC ONLY 91-198 FG (.460) 36-91 3PT (.396) 33-49 FT (.673) 4.7 rpg 1.0 apg 0.8 bpg 1.4 spg 13.9 ppg
SEC-NCAA Tourney 22-46 FG (.478) 9-21 3PT (.429) 10-10 FT (1.000) 5.4 rpg 1.8 apg 0.8 bpg 0.4 spg 12.6 ppg
- Scored 1,946 career points (3rd-most among active SEC players and 33rd among active NCAA players)

2021-22 HIGHLIGHTS:

- Penn: Had 19 points and seven rebounds in the win ... Made 7-of-10 FG / 2-of-3 3PT.
- UCA: Game-high 19 points and added eight rebounds, two steals and two blocked shots ... Was a bright spot with 14 first-half points, including nine over the final 8 minutes (Arkansas was down 2 then led by six at the half).
- @ Miss State: Had a team-best 19 points (7-of-12 FG and 2-of-4 3PT).
- Vandy: Pumped in 28 points ... Scored 18 first-half points including 16 of the team's first 21 points.
- @ LSU: Pulled down six rebounds ... Sealed the win with an offensive rebound and put-back with 22 seconds (it was his lone offensive board, getting Au'Diese Toney's tip off a missed JD Notae free throw).
- Texas A&M: Had 15 points, SEC-best seven rebounds and tying a career high with three steals ... Did so while playing a career-high 43:41 ... Had a highlight reel dunk with 1.2 seconds left to put the Hogs up three (76-73).
- West Virginia: With JD Notae battling foul trouble, Umude carried the offense in the first half with nine points and five rebounds (two offensive) ... Finished with 12 points and eight boards (four offensive) and two blocked shots ... Only played 7:39 in the second half and, after the game, Coach Muss said, "I thought Stan was awesome. Quite frankly, it will gnaw on me that he didn't get more of an opportunity the last 11 minutes because he certainly deserved it."
- @ Georgia: Led the Hogs to the win with a season-high 31 points, a season-high four assists and making a career-high six 3-pointers made ... Added two steals and two blocked shots ... Hit a layup with 3:26 left in the first half to give Arkansas a 1-point lead (44-43) — a lead the Hogs would not relinquish ... Also, up 4 (32-28) with 4 minutes left in the 1st half, Umude scored 23 points — including back-to-back 3's to end the run for a 23-point lead — as part of a 41-14 run that went to the 10-minute mark of the 2nd half ... [CLICK to hear Muss talk about the back-to-back 3's.](#)
- @ Alabama: Had 19 points and 9 rebounds before fouling out with 3:32 to play.
- @ Missouri: Led the team with 23 points ... Tied his career-high with six 3-pointers made and attempted a career-high nine triples ... Made 3 triples during an 18-5 run to put the Hogs up 22-9 ... In the second half after Mizzou got to within 11 with 5:2 left, scored seven points in a 10-2 run to put the game out of reach.
- Tennessee: For the second time this season and seventh time in his career, tied a career high with three steals.
- @ Florida: Once again tied his career-high with three steals while adding six rebounds (three on each end) ... Added 11 points ... Down one, hit a 3-pointer with 4:46 left to give Arkansas a lead it would not relinquish.
- Kentucky: Scored 13 points thanks to making 3-of-5 from 3-point range ... Added six rebounds ... Twice with Arkansas down one inside the final 8:30, made 3-pointers.
- LSU: Led the team with 23 points and added five rebounds, an assist, a steal and a blocked shot ... Made two 3-pointers late in the second half, one two cut the Razorback deficit to two with 4:03 left and another to get the Hogs to within one (71-70) with 2:10 left.
- @ Tennessee: Lone offensive bright spot in the first half with 8 points (3-6 FG, 1-3 3PT) ... Hit a triple as part of a 14-2 to start 2nd half and made another in a 12-1 run inside the final five minutes.
- vs Texas A&M (SEC): Led the team with 20 points (7-of-13 FG, 3-5 3PT, 3-3 FT) ... Hit back-to-back 3's to get Arkansas to within three (47-44) then hit three free throws to make it a five-point game (52-47).
- vs Vermont (NCAA): In his first NCAA Tournament game, had maybe his best career game ... Led the team with 21 points, making 3-of-4 from 3-point range ... Tied his season-high with nine rebounds ... Became the first Razorback to play 40 minutes in an NCAA tournament game and have zero turnovers ... Was 6-of-6 at the line ... The six makes was a season high and 6 attempts tied a season high ... Made 2 free throws with 9:34 left to give Arkansas a lead it would not relinquish ... Added two blocked shots
- vs New Mexico State (NCAA): Tied for team lead with three assists while adding eight rebounds ... Made two of the team's three triples.

DOUBLE-DOUBLES (13)

SOPHOMORE @ South Dakota (3)			
12/29/18 • at North Dakota State	17 pts	11 reb	
02/07/19 • OMAHA	24 pts	10 reb	
02/20/19 • DENVER	18 pts	10 reb	
JUNIOR @ South Dakota (5)			
11/30/19 • at Northern Arizona	18 pts	14 reb	
12/02/19 • at Washington	17 pts	13 reb	
12/06/19 • MOUNT MARTY	19 pts	14 reb	
01/19/20 • at South Dakota State	11 pts	10 reb	
01/30/20 • at Denver	23 pts	13 reb	
SENIOR @ South Dakota (5)			
12/01/20 • at Nebraska	25 pts	12 reb	
12/12/20 • vs South Dakota State	41 pts	11 reb	
01/03/21 • DENVER	27 pts	11 reb	
01/23/21 • at Western Illinois	14 pts	11 reb	
02/13/21 • at North Dakota	26 pts	13 reb	

^ - Consecutive games

Led his team/ARK in Pts:	48 / 8
Led his team/ARK in Reb:	34 / 1
Led his team/ARK Assists:	9 / 1
Led his tm/ARK in PTS+REB Same Gm ...	13 / 0
CAREER: Double-figure Pts:	90 / 19
Double-figure Rebs:	14 / 0
20-pt gms:	37 / 6
30-pt gms - 40-pt gms:	6 - 1
Gms with a 3PT FG:	81 / 21
Gms with 3+ PT FG:	16 / 8
Gms with 3+ Assists:	35 / 5
Gms with 5+ Rebs:	76 / 15



PERSONAL BESTS

POINTS

Season: 31	at Georgia (02/02/22)
Career: 41	vs South Dakota State (12/12/20)
SEC: 31	at Georgia (02/02/22)

FG MADE

Season: 12	at Georgia (02/02/22)
Career: 17	vs South Dakota State (12/12/20)
SEC: 12	at Georgia (02/02/22)

FG ATTEMPTED

Season: 20 (2x)	last at Georgia (02/02/22)
Career: 26	vs South Dakota State (12/12/20)
SEC: 20 (2x)	last at Georgia (02/02/22)

3-PT FG MADE

Season: 6 (2x)	last at Missouri (02/15/22)
Career: 6 (2x)	last at Missouri (02/15/22)
SEC: 6 (2x)	last at Missouri (02/15/22)

3-PT FG ATT

Season: 9 (2x)	last at Tennessee (03/05/22)
Career: 9 (2x)	last at Tennessee (03/05/22)
SEC: 9 (2x)	last at Tennessee (03/05/22)

FT MADE

Season: 6	vs Vermont (03/17/22)
Career: 14	at Oral Roberts (02/15/20)
SEC: 4 (3x)	last vs LSU (02/02/22)

FT ATTEMPTED

Season: 6 (3x)	last vs Vermont (03/17/22)
Career: 20	at Oral Roberts (02/15/20)
SEC: 6	vs South Carolina (01/18/22)

REBOUNDS

Season: 9 (3x)	last vs Vermont (03/17/22)
Career: 14 (2x)	last vs Mt. Marty (12/06/19)
SEC: 9	vs Auburn (02/08/22)

ASSISTS

Season: 4	at Georgia (02/02/22)
Career: 7	North Dakota State (02/19/20)
SEC: 4	at Georgia (02/02/22)

STEALS

Season: 3 (3x)	last at Florida (02/22/22)
Career: 3 (8x)	last at Florida (02/22/22)
SEC: 3 (3x)	last at Florida (02/22/22)

BLOCKED SHOTS

Season: 3	vs Missouri (01/12/22)
Career: 4 (2x)	last vs Denver (02/20/19)
SEC: 3	vs Missouri (01/12/22)

MINUTES

Season: 43:41	vs Texas A&M (01/22/22)
Career: 43:41	vs Texas A&M (01/22/22)
SEC: 43:41	vs Texas A&M (01/22/22)

STANLEY UMUDE'S 2021-22 GAME STATS

Opponent	Date	GS	Min	FG	FGA	Pct	3FG	3A	Pct	FT	FTA	Pct	O	D	Tot	Avg	PF	FO	A	TO	Blk	Stl	Pts	Avg	
MERCER	11/09/21	*	17	3	7	.429	0	1	.000	0	0	.000	1	2	3	3.0	0	0	1	1	0	0	6	6.0	
GARDNER-WEBB	11/13/21		27	4	7	.571	1	1	1.000	0	0	.000	1	3	4	3.5	2	0	3	2	0	0	9	7.5	
NORTHERN IOWA	11/17/21		29	4	10	.400	1	2	.500	1	2	.500	1	8	9	5.3	2	0	1	1	1	1	10	8.3	
vs Kansas State	11/22/21		21	5	9	.556	0	2	.000	0	0	.000	1	3	4	5.0	3	0	0	2	1	2	10	8.8	
vs Cincinnati	11/23/21		8	2	5	.400	0	1	.000	0	0	.000	0	1	1	4.2	0	0	0	1	0	1	4	7.8	
PENN	11/28/21		34	7	10	.700	2	3	.667	3	5	.600	0	7	7	4.7	2	0	0	2	1	1	19	9.7	
CENTRAL ARKANSAS	12/01/21		24	7	15	.467	1	3	.333	2	6	.333	5	3	8	5.1	2	0	1	3	2	2	17	10.7	
LITTLE ROCK	12/04/21		19	2	5	.400	0	1	.000	5	6	.833	2	1	3	4.9	2	0	1	2	0	1	9	10.5	
CHARLOTTE	12/07/21		10	0	6	.000	0	1	.000	0	0	.000	2	1	3	4.7	2	0	0	0	0	0	0	9.3	
vs Oklahoma	12/11/21		26	3	7	.429	0	3	.000	2	2	1.000	3	1	4	4.6	4	0	0	3	0	1	8	9.2	
vs Hofstra	12/18/21	*	29	3	9	.333	0	4	.000	0	0	.000	0	5	5	4.6	0	0	3	2	2	0	6	8.9	
ELON	12/21/21		5	1	1	1.000	0	0	.000	0	0	.000	0	0	0	4.3	2	0	1	2	1	0	2	8.3	
at Mississippi State	12/29/21		26	7	12	.583	2	4	.500	3	4	.750	1	2	3	4.2	3	0	0	1	1	2	19	9.2	
VANDERBILT	01/04/22	*	34	11	20	.550	3	7	.429	3	4	.750	2	1	3	4.1	4	0	0	4	0	2	28	10.5	
at Texas A&M	01/08/22	*	23	4	8	.500	1	3	.333	1	2	.500	1	2	3	4.0	5	1	1	1	1	0	10	10.5	
MISSOURI	01/12/22		22	2	6	.333	1	3	.333	0	0	.000	1	4	5	4.1	3	0	2	1	3	1	5	10.1	
at LSU	01/15/22	*	24	2	4	.500	1	2	.500	3	4	.750	1	5	6	4.2	2	0	0	3	0	0	8	10.0	
SOUTH CAROLINA	01/18/22	*	30	4	8	.500	0	2	.000	4	6	.667	1	5	6	4.3	3	0	0	1	2	2	12	10.1	
TEXAS A&M	01/22/22	*	44	5	14	.357	1	5	.200	4	4	1.000	1	6	7	4.4	2	0	3	0	1	3	15	10.4	
at Ole Miss	01/26/22	*	19	0	4	.000	0	1	.000	0	0	.000	0	2	2	4.3	2	0	0	0	0	2	0	9.9	
WEST VIRGINIA	01/29/22	*	24	4	9	.444	1	3	.333	3	3	1.000	4	4	8	4.5	2	0	1	3	2	0	12	10.0	
at Georgia	02/02/22	*	37	12	20	.600	6	8	.750	1	2	.500	0	4	4	4.5	1	0	4	2	2	2	31	10.9	
MISSISSIPPI STATE	02/05/22	*	19	2	8	.250	0	2	.000	1	1	1.000	1	2	3	4.4	1	0	0	1	0	0	5	10.7	
AUBURN	02/08/22	*	39	3	9	.333	2	7	.286	1	2	.500	1	3	4	4.4	2	0	2	2	0	1	9	10.6	
at Alabama	02/12/22	*	25	7	11	.636	3	7	.429	2	2	1.000	3	6	9	4.6	5	1	2	2	0	1	19	10.9	
at Missouri	02/15/22	*	37	8	13	.615	6	9	.667	1	4	.250	0	5	5	4.6	2	0	1	1	2	0	23	11.4	
TENNESSEE	02/19/22	*	39	2	12	.167	0	6	.000	1	3	.333	1	3	4	4.6	1	0	1	1	1	3	5	11.1	
at Florida	02/22/22	*	38	4	10	.400	1	3	.333	2	3	.667	3	3	6	4.6	4	0	1	1	0	3	11	11.1	
KENTUCKY	02/26/22	*	35	5	10	.500	3	5	.600	0	0	.000	1	5	6	4.7	0	0	0	1	0	1	13	11.2	
LSU	03/02/22	*	39	8	16	.500	3	8	.375	4	4	1.000	1	4	5	4.7	1	0	1	1	1	1	23	11.6	
at Tennessee	03/05/22	*	36	5	13	.385	3	9	.333	2	4	.500	0	3	3	4.6	3	0	0	2	0	1	15	11.7	
vs LSU (SEC)	03/11/22	*	20	3	7	.429	1	3	.333	0	0	.000	2	3	5	4.6	4	0	2	2	0	0	7	11.6	
vs Texas A&M (SEC)	03/12/22	*	35	7	13	.538	3	5	.600	3	3	1.000	0	3	3	4.6	0	0	2	2	1	0	20	11.8	
vs Vermont (NCAA)	03/17/22	*	40	6	11	.545	3	4	.750	6	6	1.000	0	9	9	4.7	4	0	3	0	2	0	21	12.1	
vs New Mexico ST. (NCAA)	03/19/22	*	40	3	10	.300	2	8	.250	1	1	1.000	0	8	8	4.8	4	0	3	1	0	1	9	12.0	
vs Gonzaga (NCAA)	03/24/22	*	20	3	5	.600	0	1	.000	0	0	.000	0	2	2	4.7	4	0	1	2	0	0	6	11.8	
Totals			24	994	158	344	.459	51	137	372	59	83	.711	41	129	170	4.7	83	2	39	56	28	36	426	11.8

2

KHALEN "KK" ROBINSON

Pronounced: Kay-Lin

*So. | G | 6-0 | 180 | Little Rock, Ark. | Oak Hill (Va.) Academy

GENERAL:

- Named the SEC First-Year Academic Honor Roll ... Made the Department's Honor Roll (3.0-3.49 GPA) for Fall 2020 and Spring 2021 ... Was ranked 39th-best HS prospect by 247Sports.com after his senior season — which was one spot higher than Moses Moody in the publication.

2021-22 HIGHLIGHTS:

- Mercer:** Started the season opener.
- GWU:** Handed out a season-high three assists.
- UCA:** Scored a season-high six points.
- Hofstra:** Started and had four assists with zero turnovers while making a 3-pointer.
- Mizzou:** Had a **career-high two steals** in 4:04 played
- @ Tennessee:** Had two rebounds and two assists ... Only other SEC game he had two boards was last year at Tennessee, which was the last game he played that season due to a foot injury.
- vs LSU (SEC):** Was a **career-best 3-of-4 at the free throw line** with five points and added a steal in 3:23 played.

- Led his team in Pts:
- Led his team in Rebs:
- Led his team in Assists:1
- CAREER: Double-figure Pts:1
- 20-pt gms:
- Gms with a 3PT FG:9
- Gms with 3+ 3PT FG:1
- Gms with 3+ Steals:
- Gms with 3+ Assists:4

@onekrob2

@khal2n

* - Will be granted an extra year of eligibility due to COVID-19 in 2020-21



PERSONAL BESTS

POINTS

Season: 6 vs Central Arkansas (12/01/21)
 Career: 15 vs Miss Valley State (11/25/20)
 SEC: 3 at Georgia (02/02/22)

FG MADE

Season: 2 vs Central Arkansas (12/01/21)
 Career: 5 vs Miss Valley State (11/25/20)
 SEC: 1 (2x) last at Tennessee (03/05/22)

FG ATTEMPTED

Season: 6 vs Central Arkansas (12/01/21)
 Career: 8 vs Miss Valley State (11/25/20)
 SEC: 3 at Mississippi State (12/29/21)

3-POINT FG MADE

Season: 1 (6x) last at Georgia (02/02/22)
 Career: 3 vs Miss Valley State (11/25/20)
 SEC: 1 at Georgia (02/02/22)

3-PT FG ATTEMPTS

Season: 3 vs Central Arkansas (12/01/21)
 Career: 5 vs Miss Valley State (11/25/20)
 SEC: 3 at Mississippi State (12/29/21)

FT MADE

Season: 3 vs Texas A&M (03/12/22)
 Career: 3 vs Texas A&M (03/12/22)
 SEC: --

FT ATTEMPTED

Season: 4 vs Texas A&M (03/12/22)
 Career: 4 vs Texas A&M (03/12/22)
 SEC: 1 vs Missouri (01/12/22)

REBOUNDS

Season: 2 (2x) last vs Central Arkansas (12/01/21)
 Career: 3 vs Miss Valley State (11/25/20)
 SEC: 2 (2x) last at Tennessee (03/05/22)

ASSISTS

Season: 4 vs Hofstra (12/18/21)
 Career: 4 (2x) last vs Hofstra (12/18/21)
 SEC: 2 at Tennessee (03/05/22)

STEALS

Season: 2 vs Missouri (01/12/22)
 Career: 2 vs Missouri (01/12/22)
 SEC: 2 vs Missouri (01/12/22)

BLOCKED SHOTS

Season: --
 Career: 1 vs Oral Roberts (12/20/20)
 SEC: --

MINUTES

Season: 11:01 vs Elon (12/21/21)
 Career: 20:36 vs Miss Valley State (11/25/20)
 SEC: 10:51 at Mississippi State (12/29/21)

KHALEN ROBINSON'S 2021-22 GAME STATS

Opponent	Date	GS	Min	FG	FGA	Pct	3FG	3A	Pct	FT	FTA	Pct	O	D	Tot	Avg	PF	FO	A	TO	Blk	Stl	Pts	Avg	
MERCER	11/09/21	*	9	0	2	.000	0	2	.000	0	0	.000	0	2	2	2.0	1	0	0	0	0	0	0	0.0	
GARDNER-WEBB	11/13/21		10	1	3	.333	1	2	.500	0	0	.000	0	0	0	1.0	2	0	3	1	0	1	3	1.5	
NORTHERN IOWA	11/17/21	DNP																							
vs Kansas State	11/22/21		2	0	0	.000	0	0	.000	0	0	.000	0	0	0	0.7	1	0	0	0	0	0	0	1.0	
vs Cincinnati	11/23/21	DNP																							
PENN	11/28/21		7	0	1	.000	0	0	.000	0	0	.000	0	0	0	0.5	2	0	0	0	0	0	0	0.8	
CENTRAL ARKANSAS	12/01/21		9	2	6	.333	1	3	.333	1	2	.500	1	1	2	0.8	2	0	1	1	0	1	6	1.8	
LITTLE ROCK	12/04/21		3	0	0	.000	0	0	.000	0	0	.000	0	0	0	0.7	1	0	0	0	0	0	0	1.5	
CHARLOTTE	12/07/21		1	1	1	1.000	1	1	1.000	0	0	.000	0	0	0	0.6	0	0	0	0	0	0	3	1.7	
vs Oklahoma	12/11/21		0	0	0	.000	0	0	.000	0	0	.000	0	0	0	0.5	0	0	0	0	0	0	0	1.5	
vs Hofstra	12/18/21	*	3	1	3	.333	1	3	.333	0	0	.000	0	0	0	0.4	2	0	4	0	0	0	3	1.7	
ELON	12/21/21		11	1	3	.333	1	2	.500	0	0	.000	0	0	0	0.4	3	0	1	2	0	1	3	1.8	
at Mississippi State	12/29/21		11	0	3	.000	0	3	.000	0	0	.000	1	0	1	0.5	2	0	1	1	0	0	0	1.6	
VANDERBILT	01/04/22	DNP																							
at Texas A&M	01/08/22		1	0	0	.000	0	0	.000	0	0	.000	0	0	0	0.4	1	0	0	0	0	0	0	1.5	
MISSOURI	01/12/22		4	0	0	.000	0	0	.000	0	1	.000	0	0	0	0.4	1	0	1	1	0	2	0	1.4	
at LSU	01/15/22		1	0	0	.000	0	0	.000	0	0	.000	0	0	0	0.4	0	0	0	1	0	0	0	1.3	
SOUTH CAROLINA	01/18/22	DNP																							
TEXAS A&M	01/22/22	DNP																							
at Ole Miss	01/26/22	DNP																							
WEST VIRGINIA	01/29/22	DNP																							
at Georgia	02/02/22		4	1	2	.500	1	1	1.000	0	0	.000	0	1	1	0.4	0	0	0	1	0	0	3	1.4	
MISSISSIPPI STATE	02/05/22	DNP																							
AUBURN	02/08/22	DNP																							
at Alabama	02/12/22	DNP																							
at Missouri	02/15/22	DNP																							
TENNESSEE	02/19/22		3	0	1	.000	0	0	.000	0	0	.000	0	0	0	0.4	0	0	0	0	0	0	0	1.3	
at Florida	02/22/22	DNP																							
KENTUCKY	02/26/22	DNP																							
LSU	03/02/22	DNP																							
at Tennessee	03/05/22		9	1	2	.500	0	0	.000	0	0	.000	0	2	2	0.5	4	0	2	3	0	0	2	1.4	
vs LSU (SEC)	03/11/22	DNP																							
vs Texas A&M (SEC)	03/12/22		3	1	1	1.000	0	0	.000	3	4	.750	0	0	0	0.4	0	0	0	0	0	1	5	1.6	
vs Vermont (NCAA)	03/17/22		0	0	0	.000	0	0	.000	0	0	.000	0	0	0	0.4	0	0	0	0	0	0	0	1.5	
vs New Mexico St (NCAA)	03/19/22	DNP																							
vs Gonzaga (NCAA)	03/24/22	DNP																							
Totals			2	91	9	28	.321	6	17	.353	4	7	.571	2	6	8	0.4	22	0	13	11	0	6	28	1.5

KHALEN ROBINSON CAREER STATISTICS

Year	GP	GS	Min	Avg	FG	FGA	Pct	3FG	3FGA	Pct	FT	FTA	Pct	Off	Def	Tot	Avg	PF	FO	Ast	TO	Blk	Stl	Pts	Avg
2020-21	11	0	92	8.4	9	21	.429	5	12	.417	6	8	.750	0	10	10	0.9	16	1	11	6	1	3	29	2.6
2021-22	19	2	91	4.8	9	28	.321	6	17	.353	4	7	.571	2	6	8	0.4	22	0	13	11	0	6	28	1.5
TOTAL	30	2	183	6.1	18	49	.367	11	29	.379	10	15	.667	2	16	18	0.6	38	1	24	17	1	9	57	1.9

3

TREY WADE

Gr.Sr. | G | 6-6 | 220 | Marietta, Ga. | South Cobb HS | Wichita State Univ.



@treywade35



@thetreywade5

GENERAL:

- Was a two-year starter at Wichita State ... Played his freshman season-each at UTEP and his sophomore year South Plains (Texas) Junior College ... Appeared in 52 games with 47 starts in two seasons for the Shockers and helped team to 2021 NCAA Tournament berth ... Graduated from Wichita State in the spring of 2021 with a degree in general studies (sociology) ... He is pursuing his Master's in adult and lifelong learning at Arkansas.

BIG GAMES:

- Game 16 (vs Mizzou): 17 points
- Game 20 (at Ole Miss): 12 points
- Game 26 (at Mizzou): 12 with 11 rebounds for his 1st double-double and a Razorback
- Game 36 (vs Gonzaga): 15 points (3-4 3PT) with seven rebounds

- IN 18 SEC GAMES: 7-of-16 (43.8%) from 3-PT

2021-22 HIGHLIGHTS:

- GWU:** Had a season-highs with three assists and five points.
- UCA:** In just 8 minutes, scored four points and grabbed four rebounds with a steal.
- Elon:** Earned his first start as a Razorback ... Produced season-high in blocked shots (3) and rebounds (5).
- Mizzou:** Had his best game as a Razorback ... Scored a **season-high 17 points** (7-10 FG; 1-1 3PT) and **tied a career-high with three steals** ... Also tied season-highs in assists (3) and steals (3) while tying his season highs in rebounds (5) and added two blocked shots ... Had a 12 defensive ball touches with seven deflections, three blocked shots and two steals — the second-best, single-game total by a Razorback this season.
- Texas A&M:** Drained both 3-pointers he attempted ... Even though his overall stat line was not great, Coach Musselman praised him postgame for his outstanding defense both individually and for the team.
- @ Ole Miss:** **Played a career-high 39:40 and did not commit a turnover** ... Was 5-of-5 from the field (2-of-2 FG) while tying season highs with **five rebounds and four assists**.
- West Virginia:** Teamed with Stanley Umude to hold sharp-shooting Sean McNeil to just 3-of-11 shooting (1-of-6 from 3-point).
- @ Mizzou:** Recorded his first double-double as a Razorback with 12 points (5-of-7 FG) and 11 rebounds (four offensive) ... Was a team-best +27 (only Hog over 20 in the 19-point win).
- Kentucky:** Helped Arkansas race out to a 15-2 start with two baskets — both dunks — and a free throw to complete an old-fashion 3-point play.
- vs LSU (SEC):** Had seven points and seven rebounds with an assist and a blocked shot.
- vs Gonzaga (SEC):** Arguably the MVP of the Gonzaga game ... Scored 15 points (6-10 FG and 3-4 3PT) with seven rebounds ... Also played stellar defense on Chet Holmgren ... With 16:35 left and the game tied, drained a 3-pointer to give the Hogs a lead they would not relinquish the rest of the game ... Hit a jumper with 7:18 left to cap a 7-2 run to give the Hogs an eight-point lead.

DOUBLE-DOUBLES (4)

FRESHMAN @ UTEP	(1)
03/07/18 • vs UTSA	10 pts 10 reb
JUNIOR @ Wichita State	(2)
11/05/19 • OMAHA	19 pts 11 reb
12/14/19 • OKLAHOMA	11 pts 15 reb
GR SENIOR @ ARKANSAS	(1)
02/15/21 • at Missouri	12 pts 11 reb

• Led his team/ARK in Pts:	9 / 0
• Led his team/ARK in Reb:	18 / 1
• Led his team/ARK Assists:	3 / 0
• Led his team/ARK in PT+REB same gmc: ...	3 / 0
• CAREER: Double-figure Pts:	25 / 4
Double-figure Rebs:	5 / 1
20-pt gms:	3 / 0
Gms with a 3PT FG:	49 / 7
Gms with 3+ Steals:	4 / 1
Gms with 3+ Assists:	14 / 3
Gms with 5+ Rebs:	56 / 8

•Dwayne Wade tweeted during the Gonzaga game ...
 "Watching the Arkansas vs Gonz game and seeing the number 3 with Wade name is dope!!!"



PERSONAL BESTS

POINTS

Season: 17	vs Missouri (01/12/22)
Career: 23	at Tulane (03/03/21)
SEC: 17	vs Missouri (01/12/22)

FG MADE

Season: 7	vs Missouri (01/12/22)
Career: 9	at Tulane (03/03/21)
SEC: 7	vs Missouri (01/12/22)

FG ATTEMPTED

Season: 10 (2x)	last vs Gonzaga (03/24/22)
Career: 15	at UAB (01/25/18)
SEC: 10	vs Missouri (01/12/22)

3-PT FG MADE

Season: 3	vs Gonzaga (03/24/22)
Career: 4 (2x)	last at Tulane (03/03/21)
SEC: 2 (2x)	last at Ole Miss (01/26/22)

3-PT FG ATT

Season: 4	vs Gonzaga (03/24/22)
Career: 8	at UAB (01/25/18)
SEC: 2 (2x)	last at Ole Miss (01/26/22)

FT MADE

Season: 4	vs West Virginia (01/29/22)
Career: 4 (2x)	last at South Florida (12/22/20)
SEC: 2 (3x)	last at Missouri (02/15/22)

FT ATTEMPTED

Season: 4	vs West Virginia (01/29/22)
Career: 7	vs Omaha (11/05/19)
SEC: 3	vs Missouri (01/12/22)

REBOUNDS

Season: 11	at Missouri (02/15/22)
Career: 15	vs Oklahoma (12/14/19)
SEC: 11	at Missouri (02/15/22)

ASSISTS

Season: 4	at Ole Miss (01/26/22)
Career: 5 (2x)	vs UCF (01/30/21)
SEC: 4	at Ole Miss (01/26/22)

STEALS

Season: 3	vs Missouri (01/12/22)
Career: 3 (4x)	vs Missouri (01/12/22)
SEC: 3	vs Missouri (01/12/22)

BLOCKED SHOTS

Season: 3	vs Elon (12/21/21)
Career: 4	vs FIU (01/13/18)
SEC: 2	vs Missouri (01/12/22)

MINUTES

Season: 39:40	at Ole Miss (01/26/22)
Career: 39:40	at Ole Miss (01/26/22)
SEC: 39:40	at Ole Miss (01/26/22)

TREY WADE'S 2021-22 GAME STATS

Opponent	Date	GS	Min	FG	FGA	Pct	3FG	3A	Pct	FT	FTA	Pct	O	D	Tot	Avg	PF	FO	A	TO	Blk	Stl	Pts	Avg
MERCER	11/09/21	7	0	0	.000	0	0	.000	0	0	.000	0	0	0	0.0	0	0	0	0	0	0	0	0	0.0
GARDNER-WEBB	11/13/21	16	2	4	.500	1	2	.500	0	0	.000	1	1	2	1.0	1	0	3	0	1	0	5	2.5	
NORTHERN IOWA	11/17/21	12	2	3	.667	0	0	.000	0	0	.000	0	0	0	0.7	4	0	1	1	0	0	4	3.0	
vs Kansas State	11/22/21	6	0	2	.000	0	1	.000	0	0	.000	0	0	1	0.8	0	0	0	0	0	0	0	2.3	
vs Cincinnati	11/23/21	4	0	0	.000	0	0	.000	1	2	.500	1	2	3	1.2	0	0	0	0	0	0	1	2.0	
PENN	11/28/21	5	0	1	.000	0	1	.000	0	0	.000	0	0	0	1.0	0	0	0	1	0	0	0	1.7	
CENTRAL ARKANSAS	12/01/21	8	2	3	.667	0	0	.000	0	0	.000	1	3	4	1.4	0	0	0	1	0	1	4	2.0	
LITTLE ROCK	12/04/21	6	2	3	.667	0	0	.000	0	0	.000	0	0	0	1.3	1	0	1	1	0	0	4	2.3	
CHARLOTTE	12/07/21	3	0	2	.000	0	0	.000	0	0	.000	1	0	1	1.2	1	0	0	0	0	0	0	2.0	
vs Oklahoma	12/11/21	0	0	0	.000	0	0	.000	0	0	.000	0	0	0	1.1	0	0	0	0	0	0	0	1.8	
vs Hofstra	12/18/21	10	0	0	.000	0	0	.000	0	0	.000	0	1	1	1.1	0	0	0	0	0	0	0	1.6	
ELON	12/21/21	* 22	3	5	.600	0	0	.000	1	2	.500	2	3	5	1.4	1	0	2	0	3	1	7	2.1	
at Mississippi State	12/29/21	* 22	1	2	.500	1	1	1.000	0	0	.000	0	0	0	1.3	2	0	1	1	0	0	3	2.2	
VANDERBILT	01/04/22	5	0	0	.000	0	0	.000	0	0	.000	0	2	2	1.4	0	0	0	0	0	0	0	2.0	
at Texas A&M	01/08/22	4	0	0	.000	0	0	.000	0	0	.000	1	0	1	1.3	0	0	0	1	0	0	0	1.9	
MISSOURI	01/12/22	* 32	7	10	.700	1	1	1.000	2	3	.667	3	2	5	1.6	0	0	3	1	2	3	17	2.8	
at LSU	01/15/22	* 20	1	2	.500	0	0	.000	0	0	.000	2	0	2	1.6	1	0	0	0	0	1	2	2.8	
SOUTH CAROLINA	01/18/22	* 31	2	4	.500	0	1	1.000	1	1	1.000	3	1	4	1.7	1	0	0	2	0	0	5	2.9	
TEXAS A&M	01/22/22	* 34	2	3	.667	2	2	1.000	2	2	1.000	0	1	1	1.7	3	0	1	1	1	0	8	3.2	
at Ole Miss	01/26/22	* 40	5	5	1.000	2	2	1.000	0	1	.000	1	4	5	1.9	4	0	4	0	1	0	12	3.6	
WEST VIRGINIA	01/29/22	* 38	1	2	.500	0	1	1.000	4	4	1.000	1	1	2	1.9	1	0	1	1	1	0	6	3.7	
at Georgia	02/02/22	* 21	0	2	.000	0	1	1.000	0	0	.000	0	2	2	1.9	0	0	1	1	0	0	0	3.5	
MISSISSIPPI STATE	02/05/22	* 19	2	6	.333	1	4	.250	0	0	.000	2	3	5	2.0	2	0	1	1	1	0	5	3.6	
AUBURN	02/08/22	* 6	0	2	.000	0	0	.000	0	0	.000	0	1	1	2.0	1	0	0	0	0	0	0	3.5	
at Alabama	02/12/22	* 12	0	2	.000	0	0	.000	0	0	.000	1	0	1	1.9	0	0	0	1	0	0	0	3.3	
at Missouri	02/15/22	* 36	5	7	.714	0	1	1.000	2	2	1.000	4	7	11	2.3	1	0	1	0	0	1	12	3.7	
TENNESSEE	02/19/22	* 21	1	5	.200	0	2	.000	2	2	1.000	2	4	6	2.4	2	0	0	0	1	0	4	3.7	
at Florida	02/22/22	* 16	0	1	.000	0	1	1.000	0	0	.000	1	0	1	2.4	0	0	0	1	0	0	0	3.5	
KENTUCKY	02/26/22	* 14	2	2	1.000	0	0	.000	1	1	1.000	1	2	3	2.4	1	0	2	1	0	0	5	3.6	
LSU	03/02/22	* 9	0	1	.000	0	0	.000	0	0	.000	0	0	0	2.3	0	0	0	0	0	0	0	3.5	
at Tennessee	03/05/22	* 19	0	2	.000	0	0	.000	0	0	.000	3	2	5	2.4	3	0	1	1	0	0	0	3.4	
vs LSU (SEC)	03/11/22	* 37	3	6	.500	1	3	.333	0	0	.000	3	4	7	2.5	3	0	1	2	1	0	7	3.5	
vs Texas A&M (SEC)	03/12/22	* 12	0	1	.000	0	0	.000	0	0	.000	1	2	3	2.5	1	0	0	0	0	0	0	3.4	
vs Vermont (NCAA)	03/17/22	* 18	1	2	.500	0	1	1.000	0	0	.000	1	0	1	2.5	0	0	1	0	0	0	2	3.3	
vs New Mexico St. (NCAA)	03/19/22	* 6	0	1	.000	0	1	1.000	0	0	.000	0	1	1	2.5	0	0	0	0	0	1	0	3.2	
vs Gonzaga (NCAA)	03/24/22	* 33	6	10	.600	3	4	.750	0	0	.000	0	7	7	2.6	3	0	1	0	1	1	15	3.6	
Totals		23	604	50	101	.495	12	30	.400	16	20	.800	36	57	93	2.6	37	0	24	20	14	9	128	3.6

TREY WADE CAREER STATISTICS

Year	GP	GS	Min	Avg	FG	FGA	Pct	3FG	3FGA	Pct	FT	FTA	Pct	Off	Def	Tot	Avg	PF	FO	Ast	TO	Blk	Stl	Pts	Avg
2017-18 (UTEP)	25	6	444	17.8	77	160	.481	18	52	.346	8	24	.333	29	75	104	4.2	40	1	9	18	23	10	180	7.2
2019-20 (WSU)	31	27	730	23.5	86	200	.430	22	68	.324	35	60	.583	62	106	168	5.4	46	0	41	30	13	21	229	7.4
2020-21 (WSU)	22	21	573	26.0	56	139	.403	19	61	.311	16	29	.552	42	82	124	5.6	37	0	34	18	15	11	147	6.7
2021-22 (ARK)	36	23	604	16.8	50	101	.495	12	30	.400	16	20	.800	36	57	93	2.6	37	0	24	20	14	9	128	3.6
TOTAL	114	77	2351	20.6	269	600	.448	71	211	.336	75	133	.564	169	320	489	4.3	160	1	108	86	65	51	684	6.0

4 DAVONTE "DEVO" DAVIS

*So. | G | 6-4 | 180 | Jacksonville, Ark. | Jacksonville HS

GENERAL:

• **Named the SEC First-Year Academic Honor Roll ... Made the Department's Honor Roll (3.0-3.49 GPA) for Fall 2020, Spring 2021 and Fall of 2021 ... 2-Year Member of Arkansas' SAAC.**

• **PRESEASON: 2nd Tm All-SEC** (Coaches and Media)

2021-22 HIGHLIGHTS:

- **Mercer:** Did not take a shot Mercer but led the team with a +19 as he held Mercer's top scorer to just 4-of-13 FG / 0-of-6 3PT.
- **GWU:** Tied his **then career-high with 6 assists** as Arkansas handed out 23 for the game ... Scored 10 points, making 2 3-pointers (only made 2 trey as a frosh) ... Added two steals
- **Cincy:** Struggled shooting, but was the only Razorback in double-digits for Plus-Minus (+10) thanks to his defensive effort ... Added five rebounds and three assists ... One of his boards was on the offensive end with 23 seconds left that led to two Chris Lykes free throws (21 seconds left) and a 3-point lead ... Had back-to-back assists with a defensive rebound in between as Arkansas went from down four to up one with just over 5 minutes to play.
- **Penn:** Dished out five assists, one shy of his career high, with five rebounds and two steals.
- **UCA:** Played his best game in the win ... Scored 16 points (6-9 FG and 4-7 FT) with six rebounds, three assists and two steals ... Team-best +30 in 27:27 minutes played.
- **LR:** Had a **then career-high seven assists** (all in the first half) ... Battled foul trouble in the second half, but scored 10 of his 16 in the period.
- **Charlotte:** **May have played his best game as a Razorback ... Scored season-high 18 points** (two shy of career high) with a **career-high eight assists** and four rebounds ... Also, held Charlotte's leading scorer (entered at 19.6 ppg) to just 10 points on 4-of-14 shooting (0-of-5 3PT)
- **Oklahoma:** Scored a **career-high 26 points while making a career-high four 3-pointers** (entered the game with just 6 career 3's made) ... Was a perfect 4-of-4 at the line while adding five rebounds and three assists.
- **Elon:** Did not attempt a shot but had a team-best six assists and was second on the team with six rebounds ... Per @sports_ref, became the only Power 6 player since at least 2010-11 to have a game with 6+ assists, 6+ rebounds and no field goal attempts.
- **@ Miss State:** Battled foul trouble but was productive in his 26 minutes played with 15 points (7-of-12 FG), five rebounds, four assists and two steals.
- **@ A&M:** Posted career highs in both free throws made (9) and attempted (10) ... Scored 13 points, 11 in the second half as Arkansas trimmed a 17-point deficit to 1 ... Added **seven assists — an SEC career high** — and seven rebounds, including four offensive boards.
- **Mizzou:** Was excellent off the bench, playing o with 15 points, 6 rebounds, 4 assists and 3 steals ... Capped a 26-3 start by the Hogs with a dunk.
- **@ LSU:** Played the final minute and second half despite losing his front tooth (face hit the floor when fouled on a breakaway dunk attempt) ... Had a **season-high and tied his career high with eight rebounds** (four offensive) ... Sank a key 3-pointer during Arkansas' 10- run late in the second half.
- **Texas A&M:** Only scored four points but all four came in overtime as well as his lone steal ... Converted an old-fashion, 3-point play with 2:31 left to give Arkansas a lead it would not relinquish.
- **West Virginia:** Tied for the team lead with three assists while adding six rebounds.
- **Miss State:** Second on the team in Plus-Minus at +11 (Jaylin Williams led at +12) ... Made a key jumper at the top of the key as the shot clock was expiring for a 4-point lead (58-54) with 1:01 left.
- **Auburn:** Was +15 (and the only Hog in double figures) in a four-point win over #1 Auburn ... Had a **career-high five steals** ... Scored 10 points to snap a streak of seven games in single digits ... Was 2-of-3 from 3-point range, marking the first time in an SEC game he made multiple triples.
- **@ Mizou:** Scored 11 points (2-of-3 from 3-point range and 3-of-3 at the line)
- **Tennessee:** Led the team with +14, playing 18:29 in a 10-pt win ... With the game tied, Davis spurred an 11-1 run to give the Hogs a lead it would not relinquish .. Started run with a 3-pointer ... Later, had another triple and an assist to cap the run ... Had four rebounds (three offensive including one of his lone missed 3-pointer).
- **@ Florida:** Pumped in 19 points (7-of-10 FG • 2-of-3 3PT) with six rebounds and a team-best four assists with zero turnovers ... Scored Arkansas' final five points to seal the win, including a break-away dunk with 19 seconds left to go up seven.
- **Kentucky:** Led the team with a +4, playing 31:23 off the bench ... Was 5-of-7 at the line (3-of-3 in one trip to put the Hogs up two with 5:22 left — was 2-of-4 inside the final 13 seconds to keep it a 2-possession game ... Made a key defensive rebound with five seconds left, saving the ball from going out of bounds after an Au'Diese Toney blocked shot.
- **LSU:** Yet again led the team in Plus-Minus (+5) in a one-point game in 30:46 played ... Had four assists ... Scored his lone basket with Arkansas down 7 with 6:13 left as he grabbed his own miss and flipped the ball backwards over his head.
- **vs Vermont (NCAA):** Had 14 points on 6-of-10 shooting ... "He saved us in the first half," said Coach Muss with his 10 points (4-of-5 FG), three assists and two steals.
- **vs New Mexico St (NCAA):** Only had two points (2-of-2 FT) and one assist but his one assist threaded the needle on a long bounce pass to Au'Diese Tony to cap a decisive 9-0 run ... His two free throws came with 41 second left to give the Hogs a five-point lead.
- **vs Gonzaga (NCAA):** Scored six points, including two free throws with eight seconds left to secure a seven-point lead and the win ... **Was the only Hog in double figures for Plus-Minus at +10.**

• Led the Razorbacks in Pts:.....	4
• Led the Razorbacks in Rebs:.....	2
• Led the Razorbacks in Assists:.....	16
• Led the Razorbacks in Steals:.....	13
• CAREER: Double-figure Pts:.....	25
20-pt gms:.....	2
Gms with a 3PT FG:.....	12
Gms with 3+ 3PT FG:.....	1
Gms with 3+ Assists:.....	24
Gms with 3+ Steals:.....	5
Gms with 5+ Rebs:.....	27

@MrDevoBuckets

@devofor3

* - Will be granted an extra year of eligibility due to COVID-19 in 2020-21



PERSONAL BESTS

POINTS

Season: 26 vs Oklahoma (12/11/21)
Career: 26 vs Oklahoma (12/11/21)
SEC: 20 vs Georgia (01/09/21)

FG MADE

Season: 9 vs Oklahoma (12/11/21)
Career: 9 (2x) vs Oklahoma (12/11/21)
SEC: 9 vs Georgia (01/09/21)

FG ATTEMPTED

Season: 21 vs Oklahoma (12/11/21)
Career: 21 vs Oklahoma (12/11/21)
SEC: 14 (2x) last vs Florida (02/16/21)

3-POINT FG MADE

Season: 4 vs Oklahoma (12/11/21)
Career: 4 vs Oklahoma (12/11/21)
SEC: 2 (4x) last at Florida (02/22/22)

3-PT FG ATTEMPTS

Season: 8 vs Oklahoma (12/11/21)
Career: 8 vs Oklahoma (12/11/21)
SEC: 4 at Mississippi State (12/29/21)

FT MADE

Season: 9 at Texas A&M (01/08/21)
Career: 9 at Texas A&M (01/08/22)
SEC: 9 at Texas A&M (01/08/22)

FT ATTEMPTED

Season: 10 at Texas A&M (01/08/21)
Career: 10 at Texas A&M (01/08/22)
SEC: 10 at Texas A&M (01/08/22)

REBOUNDS

Season: 8 at LSU (01/15/22)
Career: 8 (5x) last at LSU (01/15/22)
SEC: 8 (3x) last at LSU (01/15/22)

ASSISTS

Season: 8 vs Charlotte (12/07/21)
Career: 8 vs Charlotte (12/07/21)
SEC: 7 at Texas A&M (01/08/22)

STEALS

Season: 5 vs Auburn (02/08/22)
Career: 5 vs Auburn (02/08/22)
SEC: 5 vs Auburn (02/08/22)

BLOCKED SHOTS

Season: -
Career: 2 vs Colgate (03/19/21)
SEC: 1 (3x) last at Missouri (02/13/21)

MINUTES

Season: 38:56 vs Oklahoma (12/11/21)
Career: 38:56 vs Oklahoma (12/11/21)
SEC: 38:52 vs Texas A&M (03/06/21)

DAVONTE DAVIS' 2021-22 GAME STATS

Opponent	Date	GS	Min	FG	FGA	Pct	3FG	3A	Pct	FT	FTA	Pct	O	D	Tot	Avg	PF	FO	A	TO	Blk	Stl	Pts	Avg	
MERCER	11/09/21	*	34	0	0	.000	0	0	.000	0	0	.000	0	4	4	0.0	1	0	1	5	0	3	0	0.0	
GARDNER-WEBB	11/13/21	*	29	4	10	.400	2	3	.667	0	0	.000	1	2	3	3.5	2	0	6	2	0	2	10	5.0	
NORTHERN IOWA	11/17/21	*	23	4	8	.500	2	4	.500	0	0	.000	1	3	4	3.7	3	0	1	0	0	1	10	6.7	
vs Kansas State	11/22/21	*	25	2	5	.400	0	2	.000	0	2	.000	0	4	4	3.8	3	0	1	2	0	1	4	6.0	
vs Cincinnati	11/23/21	*	25	3	12	.250	0	2	.000	2	2	1.000	2	3	5	4.0	3	0	3	3	0	0	8	6.4	
PENN	11/28/21	*	36	3	7	.429	0	2	.000	0	0	.000	3	2	5	4.2	1	0	5	2	0	2	6	6.3	
CENTRAL ARKANSAS	12/01/21	*	26	6	9	.667	0	0	.000	4	7	.571	1	5	6	4.4	3	0	3	2	0	2	16	7.7	
LITTLE ROCK	12/04/21	*	28	8	11	.727	0	2	.000	0	0	.000	1	3	4	4.4	4	0	7	0	0	1	16	8.8	
CHARLOTTE	12/07/21	*	35	7	12	.583	0	0	.000	4	7	.571	2	2	4	4.3	4	0	8	5	0	1	18	9.8	
vs Oklahoma	12/11/21	*	39	9	21	.429	4	8	.500	4	4	1.000	0	5	5	4.4	3	0	3	1	0	0	26	11.4	
vs Hofstra	12/18/21	*	30	3	11	.273	0	1	.000	3	3	1.000	1	3	4	4.4	5	1	4	1	0	1	9	11.2	
ELON	12/21/21	*	35	0	0	.000	0	0	.000	1	2	.500	2	4	6	4.5	1	0	6	1	0	0	1	10.3	
at Mississippi State	12/29/21	*	26	7	12	.583	1	4	.250	0	1	.000	0	5	5	4.5	4	0	4	2	0	2	15	10.7	
VANDERBILT	01/04/22	*	8	0	0	.000	0	0	.000	0	0	.000	0	0	0	0.0	2	0	0	3	0	0	0	9.9	
at Texas A&M	01/08/22	*	37	2	10	.200	0	4	.000	9	10	.900	4	3	7	4.4	3	0	7	4	0	1	13	10.1	
MISSOURI	01/12/22	*	28	5	9	.556	0	2	.000	5	6	.833	2	4	6	4.5	1	0	4	1	0	3	15	10.4	
at LSU	01/15/22	*	33	3	9	.333	1	3	.333	0	0	.000	4	4	8	4.7	3	0	3	5	0	1	7	10.2	
SOUTH CAROLINA	01/18/22	*	32	3	8	.375	0	2	.000	1	2	.500	1	4	5	4.7	4	0	0	1	0	0	7	10.1	
TEXAS A&M	01/22/22	*	19	1	5	.200	0	0	.000	2	3	.667	3	2	5	4.7	4	0	2	2	0	1	4	9.7	
at Ole Miss	01/26/22	*	23	0	2	.000	0	1	.000	0	0	.000	0	1	1	4.6	3	0	3	2	0	0	0	9.3	
WEST VIRGINIA	01/29/22	*	28	2	9	.222	0	2	.000	3	6	.500	2	4	6	4.6	1	0	3	2	0	1	7	9.1	
at Georgia	02/02/22	*	17	1	3	.333	0	1	.000	0	0	.000	0	1	1	4.5	3	0	1	0	0	0	2	8.8	
MISSISSIPPI STATE	02/05/22	*	22	3	5	.600	0	1	.000	0	0	.000	0	1	1	4.3	2	0	1	0	0	1	6	8.7	
AUBURN	02/08/22	*	32	4	8	.500	2	3	.667	0	0	.000	1	3	4	4.3	3	0	0	2	0	5	10	8.8	
at Alabama	02/12/22	*	30	2	8	.250	0	3	.000	0	0	.000	2	4	6	4.4	2	0	2	3	0	0	4	8.6	
at Missouri	02/15/22	*	33	3	5	.600	2	3	.667	3	3	1.000	0	1	1	4.2	3	0	2	1	0	1	11	8.7	
TENNESSEE	02/19/22	*	18	2	5	.400	2	3	.667	1	2	.500	3	1	4	4.2	2	0	1	1	0	0	7	8.6	
at Florida	02/22/22	*	28	7	10	.700	2	3	.667	3	4	.750	1	5	6	4.3	4	0	4	0	0	0	19	9.0	
KENTUCKY	02/26/22	*	31	0	1	.000	0	0	.000	5	7	.714	0	2	2	4.2	1	0	2	0	0	0	5	8.8	
LSU	03/02/22	*	30	1	4	.250	0	3	.000	2	4	.500	0	1	1	4.1	3	0	4	3	0	0	4	8.7	
at Tennessee	03/05/22	*	20	2	5	.400	0	1	.000	0	1	.000	1	0	1	4.0	4	0	0	3	0	0	4	8.5	
vs LSU (SEC)	03/11/22	*	5	0	0	.000	0	0	.000	0	0	.000	0	0	0	3.9	1	0	0	2	0	0	0	8.3	
vs Texas A&M (SEC)	03/12/22	*	32	5	12	.417	0	4	.000	1	1	1.000	1	1	2	3.8	1	0	4	1	0	1	11	8.3	
vs Vermont (NCAA)	03/17/22	*	36	6	10	.600	1	2	.500	1	1	1.000	0	3	3	3.8	4	0	3	1	0	2	14	8.5	
vs New Mexico St. (NCAA)	03/19/22	*	34	0	6	.000	0	1	.000	2	2	1.000	1	2	3	3.8	1	0	1	1	0	1	2	8.3	
vs Gonzaga (NCAA)	03/24/22	*	26	2	7	.286	0	2	.000	2	2	1.000	0	3	3	3.8	2	0	2	1	0	1	6	8.3	
Totals			14	993	110	259	.425	19	72	.264	58	82	.707	40	95	135	3.8	94	1	101	65	0	35	297	8.3

DAVONTE DAVIS CAREER STATISTICS

Year	GP	GS	Min	Avg	FG	FGA	Pct	3FG	3FGA	Pct	FT	FTA	Pct	Off	Def	Tot	Avg	PF	FO	Ast	TO	Blk	Stl	Pts	Avg
2020-21	30	17	716	23.9	109	229	.476	2	13	.154	34	45	.756	36	98	134	4.5	70	0	64	48	5	35	254	8.5
2021-22	36	14	993	27.6	110	259	.425	19	72	.264	58	82	.707	40	95	135	3.8	94	1	101	65	0	35	297	8.3
TOTAL	66	31	1709	25.9	219	488	.449	21	85	.247	92	127	.724	76	193	269	4.1	164	1	165	113	5	70	551	8.3

5

AU'DIESE TONEY

*Sr. | G | 6-6 | 205 | Huntsville, Ala. | Trinity Christian (N.C.) Acad. | Univ. of Pittsburgh

Pronounced: Awe-Deece

GENERAL:

• Played three seasons with the Pitt Panthers ... Scored 763 points (9.78 avg.) in his three years at Pitt and averaged 5.42 rebounds (423 total) ... Had three career double-doubles.

• Made 23-straight at the charity strip during the season (snapped vs LSU in SEC quarterfinal)

2021-22 HIGHLIGHTS:

- **Mercer:** Registered a double-double in the season opener with 18 pts and 11 rebs ... Made 7-of-9 shots ... Added two assists ... Had five offensive boards ... **Coach Muss "he really saved us with his unselfish play"**
- **UNI:** Scored eight of his 13 points during a 5:44 stretch in the second half.
- **HOF Classic:** Named **Tournament MVP** ... Scored 13 vs K-State and a game-high 19 vs Cincy ... Had nine rebounds in both games, including six offensive in both contests ... His final offensive board came with Arkansas clinging to a 1-point lead with 43 seconds left ... Also held Cincy's top scorer to zero points (0-of-4 shooting) ... Was 12-of-15 at the FT line (7-of-8 vs Cincy).
- **UCA:** Led Arkansas' second-half explosion, going 6-of-6 FG and scoring a game-best 14 (of his 16 points) in the period.
- **LR:** Led Arkansas in both points (tied with 18) and rebounds (8) ... Was 6-of-7 from the field ... Scored 16 of his 18 in the first half.
- **Vandy:** Scored 20 points, his first 20-point game as a Razorback ... Drained 7-of-9 at the free throw line and had three assists, all season highs ... Scored 16 of his 20 in the second half (5-of-5 FG) ... **Tied for the team lead with a Plus-Minus of +10** ... Tallied 500th career rebound and 100th career assist.
- **LSU:** Had 12 points in a season-high 38:40 played ... Didn't get credit for a rebound, but his effort kept the ball alive on a missed JD Notae free throw that led to a Stanley Umude layup and five-point lead with 22 seconds left.
- **South Carolina:** Scored 13 points with an SEC-best eight rebounds (five on the offensive end) ... Added a season-best three steals.
- **@ Ole Miss:** Offensive numbers were OK (7 pts, 5 rebs), but led the team with +12 (only player in double digits) as he was singled out for his excellent defense of Matthew Murrell.
- **West Virginia:** Led the team with 19 points (6-of-8 FG and 7-of-8 FT) and tied for the team lead with three assists ... Added seven rebounds ... Had his second-straight strong defensive performance, holding Taz Sherman to 4-of-11 shooting ... After WVU cut to a 19-point lead to five, Toney had a 5-0 run of his own as part of an 8-0 run.
- **@ Georgia:** Scored 10 points, all in the first half, including his 1,000th career point at the 8:32 mark in the first half with a fast-break layup.
- **@ Miss State:** Named the team's Defensive Player of the Game and was singled out by MSU head coach Ben Howland for Toney's defense on Iverson Molinar.
- **Auburn:** Recorded his second double-double with 14 points and 10 rebounds ... Had five offensive boards (all in the second half).
- **Tennessee:** Was just 1-of-6 shooting from the field, but was 6-of-6 at the line ... Added 10 rebounds (four offensive) and was +11 ... Held UT's leading scorer Santiago Vescovi to 2-of-13 FG, 1-of-9 3PT.
- **@ Florida:** Scored 12 points on the strength on making 6-of-6 at the line ... Up 2 with 3:18 left, cut to the basket for a layup to put the Hogs up four.
- **Kentucky:** Only scored four points with two rebounds, but was praised for his defensive effort, including two blocked shots ... Held hot-shooting Kellen Grady to just 1-of-3 shooting with the lone FG (a 3-pointer) coming with 2:21 left in the game ... Blocked a Grady 3-pointer with five seconds left to seal the win.
- **LSU:** Had his second-game game vs SEC opposition with 18 points (6-of-9 FG) thanks to going 6-of-6 at the line ... Added four rebounds ... Scored four straight points late — 2 FT at 1:35 and a layup at 1:13 to tie the game at 74.
- **vs LSU (SEC):** Led the Hogs with a season-high 22 points (6-of-11 FG; 8-of-10 FT) while adding his **third double-double** of the season with 10 rebounds (season-high 7 defensive).
- **vs Texas A&M (SEC):** Had 18 points thanks to his fourth 6-of-6 outing at the line in the last six games ... **Tied a career high with two blocked shots.**
- **vs Vermont (NCAA):** Was impressive in his NCAA Tournament debut ... Scored six points and had five rebounds ... Drained a 3-pointer to start the scoring for Arkansas ... Played 39:53 without a turnover.
- **vs New Mexico State (NCAA):** Coach Muss said Toney's individual defensive effort on Aggie leading scorer Teddy Allen was as good as he has seen ... Held Allen to 12 points (scored five inside the last minute including a dunk with nine seconds left) on 5-of-16 shooting ... Capped a 9-0 run with 6:06 left on a highlight-reel dunk.
- **vs Gonzaga (NCAA):** Locked down Zags' point guard Andrew Nembhard (2-of-11 shooting with five turnovers) ... **Sealed the win with the defensive play of the game ... Up five with 15 seconds left, Toney blocked a Nembhard layup and grabbed the rebound** ... Had none pints and seven rebounds (four offensive) ... Had a dunk as time expired.

AU'DIESE TONEY'S 2021-22 GAME STATS

Opponent	Date	GS	Min	FG	FGA	Pct	3FG	3A	Pct	FT	FTA	Pct	O	D	Tot	Avg	PF	FO	A	TO	Blk	Stl	Pts	Avg	
MERCER	11/09/21	*	37	7	9	.778	0	1	.000	4	6	.667	5	6	11	11.0	0	0	2	1	0	1	18	18.0	
GARDNER-WEBB	11/13/21	*	14	1	4	.250	0	0	.000	1	2	.500	2	3	5	8.0	3	0	1	1	0	0	3	10.5	
NORTHERN IOWA	11/17/21	*	38	4	6	.667	1	1	1.000	4	4	1.000	0	6	6	7.3	2	0	0	0	1	1	13	11.3	
vs Kansas State	11/22/21	*	27	4	8	.500	0	0	.000	5	7	.714	6	3	9	7.8	3	0	0	0	0	1	13	11.8	
vs Cincinnati	11/23/21	*	37	6	9	.667	0	0	.000	7	8	.875	6	3	9	8.0	2	0	1	1	0	1	19	13.2	
PENN	11/28/21	*	19	5	7	.714	1	2	.500	1	1	1.000	2	2	4	7.3	2	0	0	1	0	1	12	13.0	
CENTRAL ARKANSAS	12/01/21	*	20	7	8	.875	0	0	.000	2	3	.667	0	2	2	6.6	1	0	3	0	1	1	16	13.4	
LITTLE ROCK	12/04/21	*	38	6	7	.857	1	1	1.000	5	9	.556	2	6	8	6.8	1	0	2	1	1	0	18	14.0	
CHARLOTTE	12/07/21	*	37	1	1	1.000	0	0	.000	4	4	1.000	3	4	7	6.8	1	0	0	3	1	0	6	13.1	
vs Oklahoma	12/11/21	*	35	2	4	.500	0	0	.000	2	2	1.000	2	3	5	6.6	1	0	1	2	0	2	6	12.4	
vs Hofstra	12/18/21	*	37	3	6	.500	0	1	.000	3	4	.750	3	4	7	6.6	2	0	0	2	1	1	9	12.1	
ELON	12/21/21	*	8	0	1	.000	0	0	.000	0	0	.000	0	1	1	6.2	0	0	0	0	1	0	0	11.1	
at Mississippi State	12/29/21	*	18	1	3	.333	1	1	1.000	3	4	.750	1	0	1	5.8	2	0	0	2	0	0	6	10.7	
VANDERBILT	01/04/22	*	36	6	7	.857	1	2	.500	7	9	.778	1	2	3	5.6	2	0	3	1	1	1	20	11.4	
at Texas A&M	01/08/22	*	29	4	11	.364	0	0	.000	1	2	.500	4	2	6	5.6	4	0	0	1	0	0	9	11.2	
MISSOURI	01/12/22	*	20	1	3	.333	0	0	.000	0	0	.000	1	1	2	5.4	2	0	0	0	0	0	2	10.6	
at LSU	01/15/22	*	39	4	8	.500	0	1	.000	4	6	.667	2	2	4	5.3	1	0	0	4	1	1	12	10.7	
SOUTH CAROLINA	01/18/22	*	33	5	12	.417	0	1	.000	3	4	.750	5	3	8	5.4	2	0	1	1	0	3	13	10.8	
TEXAS A&M	01/22/22	*	42	4	8	.500	0	0	.000	4	4	1.000	3	3	6	5.5	0	0	1	1	0	1	12	10.9	
at Ole Miss	01/26/22	*	37	2	5	.400	0	1	.000	3	4	.750	0	5	5	5.5	0	0	1	2	0	1	7	10.7	
WEST VIRGINIA	01/29/22	*	39	6	8	.750	0	2	.000	7	8	.875	2	5	7	5.5	3	0	3	2	0	0	19	11.1	
at Georgia	02/02/22	*	34	4	6	.667	1	1	1.000	1	1	1.000	1	0	1	5.3	3	0	1	2	0	1	10	11.0	
MISSISSIPPI STATE	02/05/22	*	36	1	4	.250	0	1	.000	4	6	.667	2	2	4	5.3	2	0	2	0	0	2	6	10.8	
AUBURN	02/08/22	*	41	5	11	.455	0	2	.000	4	5	.800	5	5	10	5.5	3	0	0	3	0	0	14	11.0	
at Alabama	02/12/22	*	39	1	11	.091	0	0	.000	4	6	.667	3	4	7	5.5	3	0	0	2	0	0	6	10.8	
at Missouri	02/15/22	*	6	0	0	.000	0	0	.000	0	0	.000	0	0	0	5.3	4	0	0	1	0	0	0	10.3	
TENNESSEE	02/19/22	*	37	1	6	.167	0	0	.000	6	6	1.000	4	6	10	5.5	0	0	0	1	2	0	8	10.3	
at Florida	02/22/22	*	34	3	9	.333	0	2	.000	6	6	1.000	2	2	4	5.4	1	0	1	2	0	0	12	10.3	
KENTUCKY	02/26/22	*	37	2	5	.400	0	1	.000	0	0	.000	0	2	2	5.3	2	0	0	1	2	0	4	10.1	
LSU	03/02/22	*	39	6	9	.667	0	1	.000	6	6	1.000	4	0	4	5.3	2	0	1	1	0	0	18	10.4	
at Tennessee	03/05/22	DNP-Inj																							
vs LSU (SEC)	03/11/22	*	37	6	11	.545	2	3	.667	8	10	.800	3	7	10	5.4	4	0	2	1	0	0	22	10.7	
vs Texas A&M (SEC)	03/12/22	*	39	6	9	.667	0	1	.000	6	6	1.000	1	2	3	5.3	4	0	1	2	2	1	18	11.0	
vs Vermont (NCAA)	03/17/22	*	40	2	4	.500	1	1	1.000	1	2	.500	2	3	5	5.3	4	0	0	0	1	0	6	10.8	
vs New Mexico St. (NCAA)	03/19/22	*	40	3	5	.600	0	2	.000	1	3	.333	0	2	2	5.2	3	0	0	2	1	0	7	10.7	
vs Gonzaga (NCAA)	03/24/22	*	39	4	8	.500	0	1	.000	1	3	.333	4	3	7	5.3	2	0	0	0	2	1	9	10.7	
Totals			32	1138	123	233	.528	9	30	.300	118	151	.781	81	104	185	5.3	71	0	27	44	18	21	373	10.7


AU'DIESE TONEY CAREER STATISTICS

Year	GP	GS	Min	Avg	FG	FGA	Pct	3FG	3FGA	Pct	FT	FTA	Pct	Off	Def	Tot	Avg	PF	FO	Ast	TO	Blk	Stl	Pts	Avg
2018-19 (PITT)	32	28	809	25.3	80	222	.360	17	69	.246	63	95	.663	62	117	179	5.6	62	1	15	34	4	22	240	7.5
2019-20 (PITT)	31	25	934	30.1	107	232	.461	22	67	.328	57	87	.655	63	86	149	4.8	60	2	36	35	3	38	293	9.5
2020-21 (PITT)	16	16	559	34.9	77	166	.464	18	53	.340	58	87	.667	37	58	95	5.9	33	0	37	38	2	20	230	14.4
2021-22 (ARK)	35	32	1138	32.5	123	233	.528	9	30	.300	118	151	.781	81	104	185	5.3	71	0	27	44	18	21	373	10.7
TOTAL	114	101	3440	30.2	387	853	.454	66	219	.301	296	420	.705	243	365	608	5.3	226	3	115	151	27	101	1136	10.0

@thefuturetoney

@at.loading

* - Will be granted an extra year of eligibility due to COVID-19 in 2020-21



PERSONAL BESTS

POINTS

Season: 22 vs LSU (03/11/22)
 Career: 27 at Duke (01/28/20)
 SEC: 20 vs Vanderbilt (01/04/22)

FG MADE

Season: 7 (2x) last vs Central Arkansas (12/01/21)
 Career: 11 at Duke (01/28/20)
 SEC: 6 last vs Vanderbilt (01/04/22)

FG ATTEMPTED

Season: 9 (2x) last vs Cincinnati (11/23/21)
 Career: 19 at Duke (01/28/20)
 SEC: 12 vs South Carolina (01/18/22)

3-PT FG MADE

Season: 1 (4x) last vs Vanderbilt (01/04/22)
 Career: 4 vs Saint Francis (PA) (11/25/20)
 SEC: 1 (2x) last vs Vanderbilt (01/04/22)

3-PT FG ATT

Season: 2 vs Penn (11/28/21)
 Career: 6 vs Saint Francis (PA) (11/25/20)
 SEC: 2 vs Vanderbilt (01/04/22)

FT MADE

Season: 8 vs LSU (03/11/22)
 Career: 13 vs Duke (01/19/21)
 SEC: 7 vs Vanderbilt (01/04/22)

FT ATTEMPTED

Season: 10 vs LSU (03/11/22)
 Career: 17 vs Duke (01/19/21)
 SEC: 9 vs Vanderbilt (01/04/22)

REBOUNDS

Season: 11 vs Mercer (11/09/21)
 Career: 14 at Syracuse (01/06/21)
 SEC: 10 (2x) vs Tennessee (02/19/22)

ASSISTS

Season: 3 (3x) last vs West Virginia (01/29/22)
 Career: 6 vs Drexel (11/28/20)
 SEC: 3 vs Vanderbilt (01/04/22)

STEALS

Season: 3 vs South Carolina (01/18/22)
 Career: 4 (4x) last vs Wake Forest (03/10/20)
 SEC: 3 vs South Carolina (01/18/22)

BLOCKED SHOTS

Season: 2 (3x) vs Texas A&M (03/13/22)
 Career: 2 (4x) vs Texas A&M (03/13/22)
 SEC: 1 (2x) last at LSU (01/15/22)

MINUTES

Season: 42:40 vs Texas A&M (01/22/22)
 Career: 42:40 vs Texas A&M (01/22/22)
 SEC: 42:40 vs Texas A&M (01/22/22)

11

CHRIS LYKES

Gr.Sr. | G | 5-7 | 160 | Mitchellville, Md. | Gonzaga College (D.C.) HS | Univ. of Miami



@IAm_Lykesdat

@IAm_Lykesdat

GENERAL:

• Made the Department's Honor Roll (3.0-3.49 GPA) for Fall 2021

• Spent four seasons with the Miami Hurricanes but only played two games his senior year (2020-21) after injuring his ankle on Dec. 4 ... Graduated from Miami (Spring, '21 - sport administration/marketing) ... Pursuing a second undergraduate degree at Arkansas in arts and sciences ... Preseason 1st team All-ACC prior to 2020-21 season ... **2020 All-ACC HM ... 2019 and 2018 ACC All-Academic Team** ... Led the team - and ranked among the ACC top 10 - in scoring in both 2019-20 and 2018-19.

• **INSIDE THE FINAL 3 MINUTES (AND OT), IS 46-OF-49 (93.8%) AT THE FREE THROW LINE** ... Is the first Razorback since Joe Kleine in 1983-84 to have multiple games in a season shooting 10-10 or better at the free throw line (12-12 vs Elon and 10-10 vs. Kansas State).

• **Made 21 straight at the line spanning five games (Hofstra-Vandy) before missing his final attempt vs Vandy.**

Made 19 straight (made his last FT vs A&M; 4-4 vs WVU; 4-4 vs AUB, 6-6 vs UT; 4-4 at UT)

Is 11-of-11 at the line in the NCAA Tournament

2021-22 HIGHLIGHTS:

Mercer: Scored 16 off the bench thanks to making 7-of-8 FT ... 10 of his points came during Arkansas' decisive 18-3 run to turn a 54-53 deficit into a 71-57 lead.

UNI: Led the team with 26 points ... **CLICK TO WATCH: his acrobatic layup that was the top play on ESPN's SportsCenter** ... Scored 12 straight points on his own, including a 7-0 Razorback run, in the first half ... Arkansas was down 3 (75-72 with 4:25 left) before Lykes ignited a 21-5 run with nine points - including 6-of-6 FT - over the final 4:10 to secure the win.

• **HOF Classic:** Named to the **Hall of Fame Classic All-Tournament Team** ... Made a huge impact by making 18-of-20 free throws, **including 10-of-10 inside the final 1:46 versus K-State and 4-of-4 inside the final 21 seconds vs Cincinnati** ... Scored 14 vs KSU and 15 vs Cincy ... Only made one 3-pointer, but it came with Arkansas down 4 with 5:49 to play.

• **UCA:** Posted season-highs with five assists and two steals.

• **LR:** Tied season-high with two steals ... Was 6-of-7 at the line, including 4-of-4 inside the final 2:33 to seal the win.

• **Charlotte:** Played his best defensive game according to Coach Muss ... Added 13 points and three assists.

• **Hofstra:** Scored 19, making a season-high 4-of-9 3-pointers, and was 5-of-5 at the line ... Added a **season-high three steals**

• **Elon:** In his first start of the season ... Led the team with 21 points on 4-of-8 FG (1-4 3PT) ... **Was 12-of-12 at the free throw line.**

• **Vandy:** Only had 1 point, 1 steal and 3 rebounds in 10:27 played ... However, the point, steal and two boards came inside the final 20 seconds to give Arkansas a chance to tie/win ... **Also, in 10:27 minutes played, tied for the team lead in Plus-Minus at +10.**

• **Missouri:** Recorded his 11th career blocked shot and first as a Razorback, which made SEC Now's Patric (Young's) Poster segment.

• **Texas A&M:** Only had two assists, but both came in overtime and both baskets put the Hogs up three ... Also drew a charge and snapped an 0-for-9 dry spell from 3-point range (5-game stretch).

• **@ Georgia:** Was praised by Coach Musselman for his preparation and responded accordingly ... Only had nine assists and one steal in the first eight SEC games then, in game nine, dished out **season-highs of seven assists and had four steals**

• **Miss State:** Followed that with another outstanding performance at both ends ... Had 10 points and did not get score on the defensive end ... Drained two 3-pointers, including one with 25 seconds left to give Arkansas a 7-point lead and secure the win.

• **Auburn:** Was 4-of-4 at the free throw line and scored six points ... Sank two FT with 27 seconds left to put the Hogs up five

• **Tennessee:** Was 6-of-6 at the line and tied for the team lead with two assists ... Was 4-of-4 at the line inside the final 58 seconds.

• **@ Tennessee:** Led the Hogs at +10 in a four-point loss, including +18 in the second half ... Scored 15 points - 10 in the second half (3-5 G; 2-3 3PT) ... Dow 19, scored 8 in a 12-4 run, including back-to-back 3-pointers to make it an 11-point game with 5:09 left.

• **vs LSU (SEC):** Had 18 points off the bench, making 5-of-9 from the field and 7-of-8 at the line ... Added three steals ... Scored 6 straight to end the first half (4 free throws and a jumper at the buzzer after a steal).

• **vs New Mexico State (NCAA):** Scored seven points - all at the free throw line and all inside the final 5:30 - on 7-of-7 shooting ... Was fouled shooting a 3 and made all 3 FT to put the Hogs up eight ... Made a pair at the line with 10 seconds left for a 4-point lead ... Sealed the win with two free throws with two seconds left.

• **vs Gonzaga (NCAA):** Only scored two points - 2 free throws with 15 seconds left to put the Hogs up five.

FT Pct.	.871	2nd SEC	37th NCAA
FT Made	108	11th SEC	141st NCAA
FT Att	124	16th SEC	243rd NCAA

• Led his tm/ARK in Pts:.....	31 / 3
• Led his tm/ARK in Assists:.....	30 / 3
• Led his tm/ARK Pts+Asss Same Gm:.....	11 / 0
• CAREER: Double-figure Pts:.....	78 / 12
Double-figure Assists:.....	0 / 0
20-pt gms:.....	18 / 2
Gms with a 3PT FG:.....	89 / 15
Gms with 3+ 3PT FG:.....	24 / 1
Gms with 3+ Steals:.....	10 / 2
Gms with 3+ Assists:.....	45 / 4
Gms with 5+ Assists:.....	19 / 2



PERSONAL BESTS

POINTS

Season:	26	vs UNI (11/7/21)
Career:	28 (2x)	last at Illinois (12/02/19)
SEC:	10	at Mississippi State (12/29/21)

FG MADE

Season:	8	vs UNI (11/7/21)
Career:	11	at Illinois (12/02/19)
SEC:	3	at Mississippi State (12/29/21)

FG ATTEMPTED

Season:	16	vs UNI (11/7/21)
Career:	23	at North Carolina (02/09/19)
SEC:	9	at Mississippi State (12/29/21)

3-PT FG MADE

Season:	4 (2x)	last vs Hofstra (12/18/21)
Career:	6 (2x)	vs Florida State (01/18/20)
SEC:	1 (3x)	last at Georgia (02/02/22)

3-PT FG ATT

Season:	9	vs Hofstra (12/18/21)
Career:	11 (2x)	vs Clemson (03/11/20)
SEC:	4	at Mississippi State (12/29/21)

FT MADE

Season:	12	vs Elon (12/21/21)
Career:	14	vs Wake Forest (01/12/19)
SEC:	4	vs Auburn (02/08/22)

FT ATTEMPTED

Season:	12	vs Elon (12/21/21)
Career:	14	vs Wake Forest (01/12/19)
SEC:	6	vs Texas A&M (01/22/22)

REBOUNDS

Season:	3 (4x)	last vs Vanderbilt (01/04/22)
Career:	6	vs Loyola-Chicago (03/15/18)
SEC:	3	vs Vanderbilt (01/04/22)

ASSISTS

Season:	7	at Georgia (02/02/22)
Career:	9	at Virginia Tech (03/08/19)
SEC:	7	at Georgia (02/02/22)

STEALS

Season:	4	at Georgia (02/02/22)
Career:	5	vs Temple (12/17/19)
SEC:	4	at Georgia (02/02/22)

BLOCKED SHOTS

Season:	1	vs Missouri (01/12/22)
Career:	2	vs Florida State (01/18/20)
SEC:	1	vs Missouri (01/12/22)

MINUTES

Season:	31:13	vs Cincinnati (11/23/21)
Career:	40:55	vs Florida State (01/18/20)
SEC:	23:56	at Mississippi State (12/29/21)

CHRIS LYKES' 2021-22 GAME STATS

Opponent	Date	GS	Min	FG	FGA	Pct	3FG	3A	Pct	FT	FTA	Pct	O	D	Tot	Avg	PF	FO	A	TO	Blk	Stl	Pts	Avg
MERCER	11/09/21	26	4	7	.571	1	1	1.000	7	8	.875	0	2	2	2.0	1	0	1	1	0	0	0	16	16.0
GARDNER-WEBB	11/13/21	16	2	5	.400	1	2	.500	0	2	.000	0	0	0	1.0	1	0	0	0	0	0	0	5	10.5
NORTHERN IOWA	11/17/21	31	8	16	.500	4	7	.571	6	7	.857	0	1	1	1.0	0	0	2	2	0	1	0	26	15.7
vs Kansas State	11/22/21	28	2	7	.286	0	3	.000	10	10	1.000	0	3	3	1.5	2	0	2	2	0	0	0	14	15.3
vs Cincinnati	11/23/21	31	3	12	.250	1	4	.250	8	10	.800	1	0	1	1.4	3	0	3	0	0	0	0	15	15.2
PENN	11/28/21	17	0	7	.000	0	2	.000	0	0	.000	1	0	0	1.3	1	0	1	0	0	1	0	0	12.7
CENTRAL ARKANSAS	12/01/21	21	3	7	.429	0	4	.000	3	4	.750	0	0	0	1.1	1	0	5	0	0	2	9	12.1	
LITTLE ROCK	12/04/21	27	3	8	.375	2	4	.500	6	7	.857	1	2	3	1.4	3	0	1	1	0	2	14	12.4	
CHARLOTTE	12/07/21	29	5	8	.625	1	2	.500	2	3	.667	0	2	2	1.4	0	0	3	1	0	1	13	12.4	
vs Oklahoma	12/11/21	30	2	8	.250	0	3	.000	2	2	1.000	0	1	1	1.4	3	0	2	1	0	1	6	11.8	
vs Hofstra	12/18/21	25	5	11	.455	4	9	.444	5	5	1.000	0	0	0	1.3	5	1	0	2	0	3	19	12.5	
ELON	12/21/21	* 26	4	8	.500	1	4	.250	12	12	1.000	0	2	2	1.3	0	0	1	2	0	1	21	13.2	
at Mississippi State	12/29/21	* 24	3	9	.333	1	4	.250	3	3	1.000	0	0	0	1.2	2	0	2	4	0	1	10	12.9	
VANDERBILT	01/04/22	11	0	3	.000	0	1	.000	1	2	.500	2	1	3	1.4	2	0	1	1	0	1	1	12.1	
at Texas A&M	01/08/22	10	0	3	.000	0	2	.000	1	2	.500	0	0	0	1.3	2	0	2	1	0	0	1	11.3	
MISSOURI	01/12/22	21	4	7	.571	0	2	.000	0	0	.000	0	0	0	1.2	3	0	2	1	1	0	8	11.1	
at LSU	01/15/22	21	2	11	.182	0	3	.000	2	2	1.000	0	1	1	1.2	4	0	0	1	0	0	0	6	10.8
SOUTH CAROLINA	01/18/22	12	0	2	.000	0	1	.000	2	2	1.000	0	1	1	1.2	1	0	0	1	0	0	2	10.3	
TEXAS A&M	01/22/22	11	1	3	.333	1	1	1.000	3	6	.500	0	1	1	1.2	1	0	2	3	0	0	0	6	10.1
at Ole Miss	01/26/22	1	0	0	.000	0	0	.000	0	0	.000	0	0	0	1.1	0	0	0	1	0	0	0	9.6	
WEST VIRGINIA	01/29/22	8	1	2	.500	0	0	.000	4	4	1.000	0	2	2	1.1	2	0	0	1	0	0	0	6	9.4
at Georgia	02/02/22	18	4	8	.500	1	4	.250	0	0	.000	1	0	1	1.1	0	0	7	1	0	4	9	9.4	
MISSISSIPPI STATE	02/05/22	20	4	8	.500	2	3	.667	0	0	.000	0	2	2	1.2	2	0	2	0	0	2	10	9.4	
AUBURN	02/08/22	17	1	7	.143	0	3	.000	4	4	1.000	0	4	4	1.3	1	0	2	0	0	0	6	9.3	
at Alabama	02/12/22	18	1	8	.125	0	1	.000	0	0	.000	1	0	1	1.3	2	0	3	0	0	2	2	9.0	
at Missouri	02/15/22	9	0	2	.000	0	0	.000	0	0	.000	0	1	1	1.3	1	0	1	1	0	1	0	8.7	
TENNESSEE	02/19/22	18	1	6	.167	0	3	.000	6	6	1.000	0	1	1	1.3	3	0	2	4	0	2	8	8.6	
at Florida	02/22/22	9	1	2	.500	1	1	1.000	0	0	.000	0	0	0	1.2	3	0	1	0	0	1	3	8.4	
KENTUCKY	02/26/22	6	0	0	.000	0	0	.000	0	0	.000	0	0	0	1.2	2	0	1	0	0	0	0	8.1	
LSU	03/02/22	3	0	1	.000	0	1	.000	0	0	.000	0	1	1	1.2	0	0	0	0	0	0	0	7.9	
at Tennessee	03/05/22	25	4	7	.571	3	5	.600	4	4	1.000	0	0	0	1.1	5	1	3	2	0	3	15	8.1	
vs LSU (SEC)	03/11/22	29	5	9	.556	1	4	.250	7	8	.875	0	1	1	1.1	4	0	2	1	0	3	18	8.4	
vs Texas A&M (SEC)	03/12/22	18	0	4	.000	0	2	.000	1	2	.500	0	0	0	1.1	2	0	1	2	0	1	1	8.2	
vs Vermont (NCAA)	03/17/22	6	0	3	.000	0	2	.000	2	2	1.000	0	0	0	1.1	1	0	0	0	0	0	2	8.0	
vs New Mexico St. (NCAA)	03/19/22	9	0	1	.000	0	0	.000	7	7	1.000	0	0	0	1.0	0	0	0	1	0	0	7	8.0	
vs Gonzaga (NCAA)	03/24/22	4	0	0	.000	0	0	.000	2	2	1.000	0	0	0	1.0	1	0	0	0	0	0	2	7.8	
Totals		2	635	73	210	.348	25	88	.284	110	126	.873	7	29	36	1.0	64	2	55	38	1	33	281	7.8

CHRIS LYKES CAREER STATISTICS:

Year	GP	GS	Min	Avg	FG	
------	----	----	-----	-----	----	--

13

CHANCE MOORE

Fr. | G | 6-5 | 195 | Brookhaven, Ga. | McEachern HS

GENERAL:

• Made the Department's Honor Roll (3.0-3.49 GPA) for Fall 2021

- A four-star recruit ... Rated 84th nationally by ESPN and 93rd by 247Sports Composite ... Averaged 19 pts and 9 rebounds his senior season

2021-22 HIGHLIGHTS:

- **Mizzou:** Scored his first career points and added two rebounds.
- **@ Georgia:** Made his first career 3-pointer and added a rebound in 1:26 action.

 @Chance3303

 @chance_moore



PERSONAL BESTS

POINTS

Season: 3 at Georgia (02/02/22)
SEC: 3 at Georgia (02/02/22)

FG MADE

Season: 1 (2x) last at Georgia (02/02/22)
SEC: 1 (2x) last at Georgia (02/02/22)

FG ATTEMPTED

Season: 2 at Georgia (02/02/22)
SEC: 2 at Georgia (02/02/22)

3-POINT FG MADE

Season: 1 at Georgia (02/02/22)
SEC: 1 at Georgia (02/02/22)

3-PT FG ATTEMPTS

Season: 2 at Georgia (02/02/22)
SEC: 2 at Georgia (02/02/22)

FT MADE

Season: --
SEC: --

FT ATTEMPTED

Season: --
SEC: --

REBOUNDS

Season: 2 vs Missouri (01/12/22)
SEC: 2 Missouri (01/12/22)

ASSISTS

Season: --
SEC: --

STEALS

Season: --
SEC: --

BLOCKED SHOTS

Season: --
Career: --

MINUTES

Season: 2:35 vs Missouri (01/12/22)
SEC: 2:35 vs Missouri (01/12/22)

CHANCE MOORE'S 2021-22 GAME STATS

Opponent	Date	GS	Min	FG	FGA	Pct	3FG	3A	Pct	FT	FTA	Pct	O	D	Tot	Avg	PF	FO	A	TO	Blk	Stl	Pts	Avg
MERCER	11/09/21	DNP																						
GARDNER-WEBB	11/13/21	2		0	0	.000	0	0	.000	0	0	.000	0	0	0	0.0	2	0	0	0	0	0	0	0.0
NORTHERN IOWA	11/17/21	DNP																						
vs Kansas State	11/22/21	DNP																						
vs Cincinnati	11/23/21	DNP																						
vs Penn	11/28/21	DNP																						
CENTRAL ARKANSAS	12/01/21	2		0	1	.000	0	0	.000	0	0	.000	0	0	0	0.0	0	0	0	0	0	0	0	0.0
LITTLE ROCK	12/04/21	DNP																						
CHARLOTTE	12/07/21	DNP																						
vs Oklahoma	12/11/21	DNP																						
vs Hofstra	12/18/21	DNP																						
ELON	12/21/21	DNP																						
at Mississippi State	12/29/21	DNP-Illness																						
VANDERBILT	01/04/22	DNP																						
at Texas A&M	01/08/22	DNP																						
MISSOURI	01/12/22	3		1	1	1.000	0	0	.000	0	0	.000	0	2	2	0.7	0	0	0	0	0	0	2	0.7
at LSU	01/15/22	DNP																						
SOUTH CAROLINA	01/18/22	DNP-Illness																						
TEXAS A&M	01/22/22	DNP																						
WEST VIRGINIA	01/29/22	DNP																						
at Georgia	02/02/22	1		1	2	.500	1	2	.500	0	0	.000	1	0	1	0.8	0	0	0	0	0	0	3	1.3
MISSISSIPPI STATE	02/05/22	DNP																						
AUBURN	02/08/22	DNP																						
at Alabama	02/12/22	DNP																						
at Missouri	02/15/22	DNP																						
TENNESSEE	02/19/22	DNP																						
at Florida	02/22/22	DNP																						
KENTUCKY	02/26/22	DNP																						
LSU	03/02/22	DNP																						
at Tennessee	03/05/22	DNP																						
vs LSU (SEC)	03/11/22	DNP																						
vs Texas A&M (SEC)	03/12/22	DNP																						
vs Vermont (NCAA)	03/17/22	DNP																						
vs New Mexico St. (NCAA)	03/19/22	0		0	0	.000	0	0	.000	0	0	.000	0	0	0	0.6	0	0	0	0	0	0	0	1.0
vs Gonzaga (NCAA)	03/24/22	DNP																						
Totals		0	8	2	4	.500	1	2	.500	0	0	.000	1	2	3	0.6	2	0	0	0	0	0	5	1.0

CHANCE MOORE CAREER STATISTICS

Year	GP	GS	Min	Avg	FG	FGA	Pct	3FG	3FGA	Pct	FT	FTA	Pct	Off	Def	Tot	Avg	PF	FO	Ast	TO	Blk	Stl	Pts	Avg
2021-22	5	0	8	1.6	2	4	.500	1	2	.500	0	0	.000	1	2	3	0.6	2	0	0	0	0	0	5	1.0

14

JAXSON ROBINSON

*So. | G | 6-6 | 185 | Ada, Okla. | Ada HS | Texas A&M

GENERAL:

• Made the Department's Honor Roll (3.0-3.49 GPA) for Fall 2021

• Played one season (2020-21) at Texas A&M ... Was a four-star prospect by 247Sports, ESPN and Rivals ... Ranked 62nd nationally and 16th at his position by 247Sports ... Previously was a top 50 recruit of 2021 class but reclassified to the 2020 signing class.

2021-22 HIGHLIGHTS:

- **GWU:** Tied career highs with six points and making two 3-pointers ... Recorded his second career blocked shot.
- **UCA:** Played a then season-high 15:15 and scored a career-high seven points (3-6 FG / 1-3 3PT).
- **LR:** Played a season-high 15:27 ... Scored 5 points and added a **career-high two assists** while recording his fourth career steal.
- **Hofstra:** Pumped in a then career-high nine points — all inside the final 1:02 — on making a then career-high 3-of-4 shooting from 3-point range.
- **Elon:** Earned his first start as a Razorback and responded by scoring a **career-high 14 points** ... Made his first three 3's - to tie a career high - and was a **career-best 3-of-3 at the free throw line**.
- **@ Miss State:** Tied his **career-high with seven rebounds**, tying for the team lead and **played a career-high 31:42**.
- **Vandy:** Dished out a **career-high three assists**.

• Led his team/ARK in Pts: 0 / 0
 • Led his team/ARK in Rebs: 1 / 1
 • CAREER: Double-figure Pts: 1 / 1
 20-pt gms: 0 / 0
 Gms with a 3PT FG: 11 / 7
 Gms with 3+ 3PT FG: 2 / 2
 Gms with 3+ Steals: 0 / 0
 Gms with 3+ Assists: 1 / 1
 Gms with 3+ Rebs: 3 / 2

@Robinsonjaxx

@j4sonn

* - Will be granted an extra year of eligibility due to COVID-19 in 2020-21



PERSONAL BESTS

POINTS

Season: 14 vs Elon (12/21/21)
 Career: 14 vs Elon (12/21/21)
 SEC: 6 (4x) last at Miss State (12/29/21)

FG MADE

Season: 4 vs Elon (12/21/21)
 Career: 4 vs Elon (12/21/21)
 SEC: 2 (5x) last at Miss State (12/29/21)

FG ATTEMPTED

Season: 7 (2x) last vs Elon (12/21/21)
 Career: 7 (2x) last vs Elon (12/21/21)
 SEC: 6 at LSU (12/29/20)

3-PT FG MADE

Season: 3 (2x) vs Elon (12/21/21)
 Career: 3 (2x) vs Elon (12/21/21)
 SEC: 2 (4x) last at Miss State (12/29/21)

3-PT FG ATT

Season: 7 (2x) last at Mississippi State (12/29/21)
 Career: 7 (2x) last at Miss State (12/29/21)
 SEC: 7 (2x) last at Miss State (12/29/21)

FT MADE

Season: 3 vs Elon (12/21/21)
 Career: 3 vs Elon (12/21/21)
 SEC: --

FT ATTEMPTED

Season: 3 vs Elon (12/21/21)
 Career: 3 vs Elon (12/21/21)
 SEC: 1 vs Tennessee (01/09/21)

REBOUNDS

Season: 7 at Mississippi State (12/29/21)
 Career: 7 (2x) last at Miss State (12/29/21)
 SEC: 7 (2x) last at Miss State (12/29/21)

ASSISTS

Season: 3 vs Vanderbilt (01/04/22)
 Career: 3 vs Vanderbilt (01/04/22)
 SEC: 3 vs Vanderbilt (01/04/22)

STEALS

Season: 1 vs Little Rock (12/04/21)
 Career: 1 (4x) last vs Little Rock (12/04/21)
 SEC: 1 (2x) last at Ole Miss (01/23/21)

BLOCKED SHOTS

Season: 1 (3x) vs Vanderbilt (01/04/22)
 Career: 1 (4x) vs Vanderbilt (01/04/22)
 SEC: 3 vs Vanderbilt (01/04/22)

MINUTES

Season: 31:42 at Mississippi State (12/29/21)
 Career: 31:42 at Mississippi State (12/29/21)
 SEC: 31:42 at Mississippi State (12/29/21)

JAXSON ROBINSON'S 2021-22 GAME STATS

Opponent	Date	GS	Min	FG	FGA	Pct	3FG	3A	Pct	FT	FTA	Pct	O	D	Tot	Avg	PF	FO	A	TO	Blk	Stl	Pts	Avg
MERCER	11/09/21	DNP																						
GARDNER-WEBB	11/13/21	11		2	7	.286	2	7	.286	0	0	.000	1	0	1	1.0	1	0	0	0	1	0	6	6.0
NORTHERN IOWA	11/17/21	DNP																						
vs Kansas State	11/22/21	DNP																						
vs Cincinnati	11/23/21	DNP																						
PENN	11/28/21	0+		0	0	.000	0	0	.000	0	0	.000	0	0	0	0.5	0	0	0	0	0	0	0	3.0
CENTRAL ARKANSAS	12/01/21	16		3	6	.500	1	3	.333	0	0	.000	1	0	1	0.7	1	0	0	0	0	0	7	4.3
LITTLE ROCK	12/04/21	15		2	6	.333	1	5	.200	0	0	.000	0	3	3	1.3	1	0	2	0	0	1	5	4.5
CHARLOTTE	12/07/21	5		1	2	.500	0	1	.000	0	0	.000	0	0	0	1.0	0	0	0	0	0	0	2	4.0
vs Oklahoma	12/11/21	DNP																						
vs Hofstra	12/18/21	7		3	4	.750	3	4	.750	0	0	.000	0	0	0	0.8	0	0	1	0	0	0	9	4.8
ELON	12/21/21	* 20		4	7	.571	3	6	.500	3	3	1.000	1	2	3	1.1	1	0	0	2	1	0	14	6.1
at Mississippi State	12/29/21	* 31		2	7	.286	2	7	.286	0	0	.000	1	6	7	1.9	3	0	1	2	0	0	6	6.1
VANDERBILT	01/04/22	* 31		1	5	.200	1	5	.200	0	0	.000	0	3	3	2.0	3	0	3	1	1	0	3	5.8
at Texas A&M	01/08/22	* 9		0	2	.000	0	1	.000	0	0	.000	1	0	1	1.9	0	0	0	1	1	0	0	5.2
MISSOURI	01/12/22	5		0	1	.000	0	1	.000	0	0	.000	0	0	0	1.7	0	0	0	0	0	0	0	4.7
at LSU	01/15/22	DNP																						
TEXAS A&M	01/22/22	DNP																						
SOUTH CAROLINA	01/18/22	4		0	0	.000	0	0	.000	0	0	.000	0	1	1	1.7	0	0	0	0	0	0	0	4.3
at Ole Miss	01/26/22	DNP																						
WEST VIRGINIA	01/29/22	DNP																						
at Georgia	02/02/22	3		0	1	.000	0	1	.000	0	0	.000	0	0	0	1.5	1	0	0	0	0	0	0	4.0
MISSISSIPPI STATE	02/05/22	DNP																						
AUBURN	02/08/22	DNP																						
at Alabama	02/12/22	DNP																						
at Missouri	02/15/22	1		0	0	.000	0	0	.000	0	0	.000	0	0	0	1.4	0	0	0	0	0	0	0	3.7
TENNESSEE	02/19/22	DNP																						
at Florida	02/22/22	DNP																						
KENTUCKY	02/26/22	DNP																						
LSU	03/02/22	DNP																						
at Tennessee	03/05/22	3		1	2	.500	1	2	.500	0	0	.000	0	0	0	1.3	0	0	0	0	0	0	3	3.7
vs LSU (SEC)	03/11/22	DNP																						
vs Texas A&M (SE)	03/12/22	2		0	0	.000	0	0	.000	0	0	.000	0	0	0	1.3	0	0	0	0	0	0	0	3.4
vs Vermont (NCAA)	03/17/22	DNP																						
vs New Mexico St. (NCAA)	03/19/22	DNP																						
vs Gonzaga (NCAA)	03/24/22	DNP																						
Totals		4	163	19	50	.380	14	43	.326	3	3	1.000	5	15	20	1.3	11	0	7	6	4	1	55	3.4

JAXSON ROBINSON CAREER STATISTICS

Year	GP	GS	Min	Avg	FG	FGA	Pct	3FG	3FGA	Pct	FT	FTA	Pct	Off	Def	Tot	Avg	PF	FO	Ass	TO	Blk	Stl	Pts	Avg
2020-21 (TXAM)	14	4	137	9.7	11	31	.355	8	28	.268	0	1	.000	4	11	15	1.1	10	0	4	5	1	3	30	2.1
2021-22 (ARK)	16	4	163	10.2	19	50	.380	14	43	.326	3	3	1.000	5	15	20	1.3	11	0	7	6	4	1	55	3.4
TOTAL	30	8	300	10.0	30	81	.370	22	71	.310	3	4	.750	9	26	35	1.2	21	0	11	11	5	4	85	2.8

20 KAMANI JOHNSON

R-Jr. | F | 6-7 | 235 | Brooklyn, N.Y. | Holy Spirit (Ga.) Prep School | Little Rock

GENERAL:

• Played two seasons at Little Rock ... Sat out 2020-21 att Arkansas per NCAA transfer rules ... Signed with Arkansas on Oct. 26, 2020, and joined the team on Dec. 19, 2020 ... **Third team All-Sun Belt** selection at Little Rock ... His 144 free throws made in 2019-20 ranked sixth in UALR history for a single season ... In the NCAA, ranked 26th in free throw attempts with a Sun Belt-best 198 and ranked 49th nationally in free throws made (144).

2021-22 HIGHLIGHTS

- **GWU:** Had six rebounds in eight minutes.
- **Cincy:** Turned in four solid minutes in the first half with two rebounds and a blocked shot.
- **Elon:** Led the team with a **season-high seven rebounds** ... **Blocked a career-high three shots** ... Attempted 13 free throws in just 16:32 minutes played ... **Scored a season-high 15 points**, his best as a Razorback ... Became the fourth Razorback player since 1996-97 to get 15+ points, 7+ rebounds and 3+ blocks off the bench, along with Connor Vanover, Daniel Gafford (2x) and Darian Townes (2x) (HogStats).
- **@ A&M:** Had his best overall game as a Razorback and provided a spark as the Hogs trimmed a 17-point deficit to a minute to play ... Led the team with a Plus-Minus of 7 in 18:30 played ... Grabbed eight rebounds — four offensive and four defensive — and made 5-of-6 at the line ... Added an assist, steal and blocked shot while taking his first charge of the season.
- **Mizzou:** Earned his first start as a Razorback and played well in his 8:45 before leaving the game with an ankle injury ... In his short time, was 2-of-3 from the field with four rebounds and carried a +18.
- **@ Ole Miss:** Was productive in his seven minutes with three rebounds, including an offensive tip-in, and a blocked shot.
- **@ Georgia:** Helped Arkansas take control of the game with Jaylin Williams out with foul trouble in the first half ... Was 2-of-2 from the field with four rebounds, an assist and drew a charge as Arkansas went from down one (36-35) to up five.
- **Miss State:** Once again, played valuable minutes when Jaylin Williams was battling foul trouble ... Had seven points with six rebounds (four offensive) and two assists.
- **@ Alabama:** Grabbed four rebounds (all offensive).
- **Kentucky:** Only played 7:51, but had some big plays in his short time ... First, down one with 8:24 left, Kentucky got a rebound but Johnson stole the ball and found Stanley Umude for a 3-pointer ... Later, down one again with 7:14 left, Johnson got an offensive rebound that led to another Umude triple.
- **LSU:** Only had one rebound but it was one of the biggest plays of the game ... Grabbed an offensive board with 46 seconds left and was fouled ... Made 1-of-2 free throws to get the Hogs to within one (76-75).
- **@ Tennessee:** Led the team and **tied his season and SEC highs** with eight rebounds, including five offensive ... Also drew eight fouls (in 24:25 played) and was 4-of-8 at the free throw line ... Added two steals ... Overall, had a season-high eight defensive ball touches.

DOUBLE-DOUBLES (4)

SOPH (4) @ LITTLE ROCK					
11/27/19 • ALCORN STATE			17 pts	12 reb	
01/02/20 • TEXAS STATE	^		15 pts	10 reb	
01/04/20 • UT ARLINGTON	^		30 pts	13 reb	
02/22/20 • at Arkansas St.			32 pts	16 reb	
^ - Back-to-Back games					

• Led his team/ARK in Pts:	5 / 0
• Led his team/ARK in Rebs:	12 / 2
• Led his team/ARK in Assists:	7 / 0
• Led his tm/ARK in PTS+REB Same Gm:	3 / 0
• Led his tm/ARK in P+R+A Same Gm:	2 / 0
• CAREER: Double-figure Pts:	20 / 0
Double-figure Rebs:	7 / 0
20-pt gms - 30-pt gms:	3 - 2
Gms with a 3PT Made:	0 / 0
Gms with 3+ Assists:	17 / 0
Gms with 5+ Rebs:	41 / 4

 @KamaniJohnson20

 @Kamani_Johnson



PERSONAL BESTS

POINTS

Season: 15	vs Elon (12/21/21)
Career: 32	at Arkansas State (02/22/20)
SEC: 7 (2x)	last vs Mississippi State (02/05/22)

FG MADE

Season: 3 (2x)	last vs Mississippi State (02/05/22)
Career: 9	at Arkansas State (02/22/20)
SEC: 3	vs Mississippi State (02/05/22)

FG ATTEMPTED

Season: 5	vs Mississippi State (02/05/22)
Career: 13	at Memphis (11/20/19)
SEC: 5	vs Mississippi State (02/05/22)

3-PT FG MADE

Season: --	
Career: --	
SEC: --	

3-PT FG ATT

Season: --	
Career: 1 (2x)	last at Memphis (11/20/19)
SEC: --	

FT MADE

Season: 9	vs Elon (12/21/21)
Career: 14	at Arkansas State (02/22/20)
SEC: 5	at Texas A&M (01/08/22)

FT ATTEMPTED

Season: 13	vs Elon (12/21/21)
Career: 16	at Arkansas State (02/22/20)
SEC: 8	at Tennessee (03/05/22)

REBOUNDS

Season: 8 (2x)	last at Tennessee (03/05/22)
Career: 20	at Arkansas State (02/22/20)
SEC: 8 (2x)	last at Tennessee (03/05/22)

ASSISTS

Season: 2	vs Mississippi State (02/05/22)
Career: 6	vs Appalachian State (02/01/20)
SEC: 2	vs Mississippi State (02/05/22)

STEALS

Season: 1 (3x)	last vs Kentucky (02/26/22)
Career: 3	vs Arkansas State (02/02/19)
SEC: 1 (2x)	last vs Kentucky (02/26/22)

BLOCKED SHOTS

Season: 3	vs Elon (12/21/21)
Career: 3	vs Elon (12/21/21)
SEC: 1	at Texas A&M (01/08/22)

MINUTES

Season: 18:30	at Texas A&M (01/08/22)
Career: 38:42	vs UT Arlington (01/04/20)
SEC: 18:30	at Texas A&M (01/08/22)

KAMANI JOHNSON'S 2021-22 GAME STATS

Opponent	Date	GS	Min	FG	FGA	Pct	3FG	3A	Pct	FT	FTA	Pct	O	D	Tot	Avg	PF	FO	A	TO	Blk	Stl	Pts	Avg	
MERCER	11/09/21	1	0	0	.000	0	0	.000	0	0	.000	1	0	1	1.0	0	0	1	1	0	0	0	0.0		
GARDNER-WEBB	11/13/21	8	1	1	1.000	0	0	.000	0	0	.000	3	5	6.000	2	4	6	3.5	0	0	2	0	0	5	2.5
NORTHERN IOWA	11/17/21	DNP																							
vs Kansas State	11/22/21	DNP																							
vs Cincinnati	11/23/21	4	0	0	.000	0	0	.000	0	0	.000	2	0	2	3.0	1	0	0	1	1	0	0	0	1.7	
PENN	11/28/21	5	1	1	1.000	0	0	.000	0	2	.000	2	1	3	3.0	1	0	0	2	1	0	0	2	1.8	
CENTRAL ARKANSAS	12/01/21	9	1	1	1.000	0	0	.000	0	0	.000	0	2	2	2.8	2	0	0	0	0	1	2	1.8		
LITTLE ROCK	12/04/21	DNP																							
CHARLOTTE	12/07/21	3	0	0	.000	0	0	.000	0	0	.000	0	0	0	2.3	0	0	0	0	0	0	0	0	1.5	
vs Oklahoma	12/11/21	DNP																							
vs Hofstra	12/18/21	DNP																							
ELON	12/21/21	16	3	4	.750	0	0	.000	9	13	.692	1	6	7	3.0	2	0	0	2	3	0	15	3.4		
at Mississippi State	12/29/21	DNP																							
VANDERBILT	01/04/22	7	0	0	.000	0	0	.000	0	0	.000	0	1	1	2.8	1	0	0	0	0	0	0	0	3.0	
at Texas A&M	01/08/22	19	1	1	1.000	0	0	.000	5	6	.833	4	4	8	3.3	4	0	1	0	1	1	7	3.4		
MISSOURI	01/12/22	* 9	2	3	.667	0	0	.000	0	2	.000	1	3	4	3.4	2	0	0	1	0	0	4	3.5		
at LSU	01/15/22	DNP-Inj																							
SOUTH CAROLINA	01/18/22	DNP-Inj																							
TEXAS A&M	01/22/22	1	0	0	.000	0	0	.000	0	0	.000	0	0	0	3.1	0	0	0	0	0	0	0	0	3.2	
at Ole Miss	01/26/22	7	1	1	1.000	0	0	.000	0	0	.000	1	2	3	3.1	2	0	0	0	1	0	2	3.1		
WEST VIRGINIA	01/29/22	4	0	0	.000	0	0	.000	0	0	.000	0	1	1	2.9	2	0	0	1	0	0	0	2.8		
at Georgia	02/02/22	11	2	2	1.000	0	0	.000	0	0	.000	2	2	4	3.0	4	0	1	1	0	0	4	2.9		
MISSISSIPPI STATE	02/05/22	13	3	5	.600	0	0	.000	1	5	.200	4	2	6	3.2	2	0	2	1	0	0	7	3.2		
AUBURN	02/08/22	12	0	1	.000	0	0	.000	0	0	.000	0	2	2	3.1	1	0	1	1	1	0	0	3.0		
at Missouri	02/15/22	6	0	0	.000	0	0	.000	0	0	.000	0	1	1	3.1	0	0	0	0	0	0	0	2.8		
TENNESSEE	02/19/22	DNP																							
at Florida	02/22/22	DNP																							
KENTUCKY	02/26/22	8	1	1	1.000	0	0	.000	0	0	.000	2	1	3	2.9	2	0	1	1	0	1	2	2.6		
LSU	03/02/22	6	0	0	.000	0	0	.000	1	2	.500	1	0	1	2.8	2	0	0	0	1	0	1	2.5		
at Tennessee	03/05/22	24	1	3	.333	0	0	.000	4	8	.500	5	3	8	3.0	2	0	0	0	1	2	6	2.7		
vs LSU (SEC)	03/11/22	3	0	0	.000	0	0	.000	0	0	.000	2	0	2	3.0	1	0	0	0	0	1	0	2.6		
vs Texas A&M (SEC)	03/12/22	7	0	0	.000	0	0	.000	0	0	.000	0	0	0	2.9	0	0	0	0	0	0	0	2.5		
s Vermont (NCAA)	03/17/22	DNP																							
vs New Mexico St. (NCAA)	03/19/22	DNP																							
vs Gonzaga (NCAA)	03/24/22	3	0	1	.000	0	0	.000	0	0	.000	0	0	0	2.8	2	0	0	0	0	0	0	2.4		
Totals		1	202	18	29	.621	0	0	.000	23	43	.535	34	35	69	2.8	36	0	7	16	10	6	59	2.4	

KAMANI JOHNSON CAREER STATISTICS

Year	GP	GS	Min	Avg	FG	FGA	Pct	3FG	3FGA	Pct	FT	FTA	Pct	Off	Def	Tot	Avg	PF	FO	Ass	TO	Blk	Stl	Pts	Avg
2018-19 (UALR)	27	15	519	19.2	53	96	.552	0	1	.000	33	65	.508	51	79	130	4.8	85	5	37	41	13	14	139	5.1
2019-20 (UALR)	31	28	860	27.7	98	191	.513	0	1	.000	144	198	.727	94	113	207	6.7	99	5	68	67	15	23	340	11.0
2021-22 (ARK)	25	1	202	8.1	18	29	.621	0	0	.000	23	43	.535	34	35	69	2.8	36	0	7	16	10	6	59	2.4
TOTAL	83	44	1581	19.0	169	316	.535	0	2	.000	200	306	.654	179	227	406	4.9	220	10	112	124	38	43	538	6.5

23 CONNOR VANOVER

*Jr. | F | 7-3 | 215 | Little Rock, Ark. | Findlay Prep (Nev.) | Univ. of California

GENERAL:

- Named the SEC Winter Academic Honor Roll ... Played his freshman season at Cal, Sat out 2019-20 season at Arkansas ... In 2020-19, was 1 of 3 players in the NCAA to have at least 50 blocked shots and 20 3-pointers made ... In fact, Vanover is the first Arkansas player with 50+ blocks and 20+ 3's made in a season and only nine other Hogs have reached those levels in an entire career (HogStats.com).

2021-22 HIGHLIGHTS:

- GWU:** Set the tone early and produced one of his best overall games with a team-best 19 points, seven rebounds, three blocked shots and two assists in just 17 minutes ... Down six with 6:30 left in the first half, keyed a 29-5 run to put the Hogs up 18 with eight points, three rebounds and two blocked shots during the run.
- HOF Classic:** Helped Arkansas to an 18-point halftime lead vs K-State by scoring 10 of his 14 points in the period ... Sank a career-high 9-of-9 from the free throw line, including 8-of-8 in the first half ... Was productive in his 17 minutes vs Cincy with 8 points, 6 rebounds and a blocked shot.
- Penn:** Only scored six points, but it was the first six points of the second half to push the 11-point halftime lead to 17.

Blocks/Gm 0.82 20th SEC 344th NCAA

• Led his team/ARK in Pts: 5 / 4
• Led his team/ARK in Rebs: 7 / 5
• CAREER: Double-figure Pts: 16 / 9
Double-figure rebs: 2 / 2
20-pt gms: 2 / 1
Gms with a 3 PT FG: 30 / 18
Gms with 3+ 3PT FG: 2 / 1
Gms with 3+ Blks: 13 / 9

PLAYERS IN THE NCAA IN 2020-21

WITH 50+ BLOCKS AND 20+ 3'S MADE

Connor Vanover, ARK 51 blocks 24 3's
Hayden Koval, UNCG 65 blocks 26 3's
Jay Huff, UVA 62 blocks 28 3's

Vanover the first Arkansas player with 50+ blocks and 20+ 3's made in a season. Only 10 Hogs, including Vanover, have reached those levels in an entire career: (HogStats.com)

Carl Baker (54 BLK • 29 3's) Todd Day (102 BLK • 226 3's)
Ron Huery (70 BLK • 94 3's) Vincent Hunter (79 BLK • 32 3's)
Bobby Portis (104 BLK • 23 3's) Marshawn Powell (96 BLK • 42 3's)
Michael Qualls (55 BLK • 103 3's) Darnell Robinson (62 BLK • 28 3's)
Mike Washington (107 BLK • 22 3's) Connor Vanover (95 BLK • 52 3's)

@Vanover_Connor

@cv_23

* - Will be granted an extra year of eligibility due to COVID-19 in 2020-21



PERSONAL BESTS

POINTS

Season: 19 vs Gardner-Webb (11/13/21)
Career: 24 at Stanford (03/07/19)
SEC: 17 at Auburn (12/30/20)

FG MADE

Season: 7 vs Gardner-Webb (11/13/21)
Career: 9 at Stanford (03/07/19)
SEC: 6 vs Mississippi State (02/02/21)

FG ATTEMPTED

Season: 12 vs Gardner-Webb (11/13/21)
Career: 15 vs Washington (02/28/19)
SEC: 11 (3x) last vs Mississippi State (02/02/21)

3-POINT FG MADE

Season: 1 vs Gardner-Webb (11/13/21)
Career: 5 at Stanford (03/07/19)
SEC: 2 (2x) last at Mississippi (02/13/21)

3-PT FG ATTEMPTS

Season: 3 vs Kansas State (11/22/21)
Career: 8 vs Lipscomb (12/05/20)
SEC: 6 at Auburn (12/30/20)

FT MADE

Season: 8 vs Kansas State (11/22/21)
Career: 8 vs Kansas State (11/22/21)
SEC: 6 at Auburn (12/30/20)

FT ATTEMPTED

Season: 9 vs Kansas State (11/22/21)
Career: 9 vs Kansas State (11/22/21)
SEC: 6 at Auburn (12/30/20)

REBOUNDS

Season: 7 vs Gardner-Webb (11/13/21)
Career: 16 vs North Texas (11/28/20)
SEC: 8 vs Mississippi State (02/02/21)

ASSISTS

Season: 2 vs Gardner-Webb (11/13/21)
Career: 2 (7x) last at Missouri (02/13/21)
SEC: 2 (2x) last at Missouri (02/13/21)

STEALS

Season: 1 (2x) last vs Missouri (01/12/22)
Career: 3 vs Southern (12/19/20)
SEC: 2 (2x) last vs Mississippi State (02/02/21)

BLOCKED SHOTS

Season: 3 vs Gardner-Webb (11/13/21)
Career: 6 (2x) last vs North Texas (11/28/20)
SEC: 5 vs Ole Miss (01/27/21)

MINUTES

Season: 20:02 vs Kansas State (11/22/21)
Career: 34:05 vs North Texas (11/28/20)
SEC: 28:45 at Auburn (12/30/20)

CONNOR VANOVER'S 2021-22 GAME STATS

Opponent	Date	GS	Min	FG	FGA	Pct	3FG	3A	Pct	FT	FTA	Pct	O	D	Tot	Avg	PF	FO	A	TO	Blk	Stl	Pts	Avg
MERCER	11/09/21		DNP																					
GARDNER-WEBB	11/13/21	*	17	7	12	.583	1	2	.500	4	4	1.000	3	4	7	7.0	1	0	2	0	3	0	19	19.0
NORTHERN IOWA	11/17/21	*	5	1	4	.250	0	2	.000	0	0	.000	0	1	1	4.0	0	0	0	0	1	0	2	10.5
vs Kansas State	11/22/21	*	21	3	7	.429	0	3	.000	8	9	.889	3	2	5	4.3	1	0	0	0	1	0	14	11.7
vs Cincinnati	11/23/21	*	17	4	8	.500	0	1	.000	0	0	.000	1	5	6	4.8	1	0	0	0	1	0	8	10.8
PENN	11/28/21	*	12	2	3	.667	0	1	.000	2	2	1.000	1	3	4	4.6	0	0	0	0	0	0	6	9.8
CENTRAL ARKANSAS	12/01/21	*	9	1	1	1.000	0	0	.000	0	2	.000	1	2	3	4.3	0	0	1	1	0	1	2	8.5
LITTLE ROCK	12/04/21	*	6	0	2	.000	0	1	.000	0	0	.000	0	0	0	3.7	0	0	0	0	0	0	0	7.3
CHARLOTTE	12/07/21	*	8	3	5	.600	0	1	.000	0	0	.000	1	0	1	3.4	1	0	0	0	2	0	6	7.1
vs Oklahoma	12/11/21	*	4	0	1	.000	0	1	.000	0	0	.000	0	1	1	3.1	0	0	0	0	1	0	0	6.3
vs Hofstra	12/18/21		DNP																					
ELON	12/21/21	*	4	0	2	.000	0	0	.000	0	0	.000	0	1	1	2.9	0	0	0	0	0	0	0	5.7
at Mississippi State	12/29/21		6	0	1	.000	0	0	.000	0	0	.000	1	0	1	2.7	0	0	0	1	0	0	0	5.2
VANDERBILT	01/04/22	0+	0	0	0	.000	0	0	.000	0	0	.000	0	0	0	2.5	0	0	0	0	0	0	0	4.8
at Texas A&M	01/08/22		DNP																					
MISSOURI	01/12/22		3	1	2	.500	0	1	.000	0	0	.000	1	0	1	2.4	0	0	1	1	0	1	2	4.5
at LSU	01/15/22		1	0	1	.000	0	0	.000	0	0	.000	0	0	0	2.2	0	0	0	0	0	0	0	4.2
SOUTH CAROLINA	01/18/22		2	0	2	.000	0	0	.000	0	0	.000	0	0	0	2.1	0	0	0	0	0	0	0	3.9
TEXAS A&M	01/22/22		DNP																					
at Ole Miss	01/26/22		DNP																					
WEST VIRGINIA	01/29/22		DNP-illness																					
at Georgia	02/02/22		DNP-illness																					
MISSISSIPPI STATE	02/05/22		DNP																					
AUBURN	02/08/22		DNP																					
at Alabama	02/12/22		DNP																					
at Missouri	02/15/22		DNP																					
TENNESSEE	02/19/22		DNP																					
at Florida	02/22/22		DNP																					
KENTUCKY	02/26/22		DNP																					
LSU	03/02/22		DNP																					
at Tennessee	03/05/22		DNP																					
vs LSU (SEC)	03/11/22		DNP																					
vs Texas A&M (SEC)	03/12/22		DNP																					
s Vermont (NCAA)	03/17/22		DNP																					
vs New Mexico St. (NCAA)	03/19/22		DNP																					
vs Gonzaga (NCAA)	03/24/22		DNP																					
Totals		10	115	22	51	.431	1	13	.077	14	17	.824	12	19	31	2.1	4	0	4	3	9	2	59	3.9

CONNOR VANOVER CAREER STATISTICS

Year	GP	GS	Min	Avg	FG	FGA	Pct	3FG	3FGA	Pct	FT	FTA	Pct	Off	Def	Tot	Avg	PF	FO	Ass	TO	Blk	Stl	Pts	Avg
2018-19 (CAL)	28	15	491	17.5	83	177	.469	27	76	.355	16	24	.667	21	62	83	3.0	38	2	5	18	35	7	209	7.5
2020-21 (ARK)	29	27	483	16.7	70	155	.452	24	74	.324	20	21	.952	27	104	131	4.5	37	0	14	21	51	13	184	6.3
2021-22 (ARK)	15	10	115	7.7	22	51	.431	1	13	.077	14	17	.824	12	19	31	2.1	4	0	4	3	9	2	59	3.9
TOTAL	72	52	1089	15.1	175	383	.457	52	163	.319	50	62	.806	60	185	245	3.4	79	2	23	42	95	22	452	6.3

ARKANSAS RAZORBACKS

2021-22 SEASON RESULTS & LEADERS

RECORD:	OVERALL	HOME	AWAY	NEUTRAL
ALL GAMES	28-8	17-1	5-4	6-3
CONFERENCE	13-5	8-1	5-4	0-0
NON-CONFERENCE	15-3	9-0	0-0	6-3

DATE	TIME (CT)	R A N K	OPPONENT	TV	RESULT	ATTEND	RECORD	(SEC)	HIGH POINTS	HIGH REBOUNDS
11/19/21	7:00 pm	16/15	– MERCER	SEC Network Plus	W 74-61	19200	1-0	--	(30) JD Notae	(11) Au'Diese Toney
11/13/21	2:00 pm	16/15	– GARDNER-WEBB	SEC Network Plus	W 86-69	19200	2-0	--	(19) Connor Vanover	(8) Jaylin Williams
11/17/21	7:00 pm	16/15	-- NORTHERN IOWA	SEC Network Plus	W 93-80	19200	3-0	--	(26) Chris Lykes	(9) Stanley Umude
11/22/21	8:00 pm	+ 13/12	-- vs Kansas State	ESPN	W 72-64	9409	4-0	--	(14) Chris Lykes (14) Connor Vanover	(9) Au'Diese Toney
11/23/21	8:30 pm	+ 13/12	-- vs Cincinnati	ESPN2	W 73-67	7255	5-0	--	(19)Au'Diese Toney	(11)Jaylin Williams
11/28/21	3:00 pm	13/12	-- PENN	SEC Network	W 76-60	19200	6-0	--	(28)JD Notae	(9)JD Notae (9)Jaylin Williams
12/01/21	7:00 pm	10/9	-- CENTRAL ARKANSAS	SEC Network Plus	W 97-60	19200	7-0	--	(17)Stanley Umude	(13)Jaylin Williams
12/04/21	3:00 pm	10/9	-- LITTLE ROCK	SEC Network	W 93-78	19200	8-0	--	(18)Au'Diese Toney (18)JD Notae	(8)Au'Diese Toney
12/07/21	8:00 pm	12/10	-- CHARLOTTE	SEC Network	W 86-66	19200	9-0	--	(23)JD Notae	(10)JD Notae
12/11/21	12:30 pm	@ 12/10	RV/RV vs Oklahoma	ESPN2	66-88 L	12746	9-1	--	(26)Davonte Davis	(7)Jaylin Williams
12/18/21	7:00 pm	& 24/19	-- vs Hofstra	–	81-89 L	14685	9-2	--	(20)JD Notae	(8)Jaylin Williams
12/21/21	6:00 pm	RV/RV	-- ELON	SEC Network	W 81-55	19200	10-2	--	(21)Chris Lykes	(7)Kamani Johnson (7)JD Notae
12/29/21	4:00 pm	* --/RV	-- at Mississippi State	SEC Network	68-81 L	6629	10-3	0-1	(19)Stanley Umude	(7)Jaxson Robinson (7)Jaylin Williams
01/04/22	7:30 pm	* --/RV	-- VANDERBILT	SEC Network	74-75 L	19200	10-4	0-2	(28)Stanley Umude	(10)Jaylin Williams
01/08/22	12:00 pm	* --/RV	-- at Texas A&M	SEC Network	81-86 L	7967	10-5	0-3	(31)JD Notae	(11)Jaylin Williams
01/12/22	8:00 pm	* --	-- MISSOURI	SEC Network	W 87-43	19200	11-5	1-3	(19)JD Notae	(10)Jaylin Williams
01/15/22	1:00 pm	* --	12/12 at LSU	ESPN2	W 65-58	12734	12-5	2-3	(19)JD Notae	(13)Jaylin Williams
01/18/22	6:00 pm	* --	-- SOUTH CAROLINA	SEC Network	W 75-59	19200	13-5	3-3	(19)Jaylin Williams	(9)Jaylin Williams
01/22/22	7:30 pm	* --	RV/RV TEXAS A&M	SEC Network	(OT) W 76-73	19200	14-5	4-3	(17)JD Notae	(11)Jaylin Williams
01/26/22	6:00 pm	* --	-- at Ole Miss	SEC Network	W 64-55	6642	15-5	5-3	(25)JD Notae	(8)Jaylin Williams
01/29/22	1:00 pm	% --	-- WEST VIRGINIA	ESP2	W 77-68	19200	16-5	--	(19)Au'Diese Toney	(15)Jaylin Williams
02/02/22	7:00 pm	* RV/RV	-- at Georgia	ESPNU	W 99-73	6448	17-5	6-3	(31)Stanley Umude	(9)JD Notae
02/05/22	7:30 pm	* RV/RV	-- MISSISSIPPI STATE	SEC Network	W 63-55	19200	18-5	7-3	(14)JD Notae	(9)Jaylin Williams
02/08/22	6:00 pm	* RV/RV	1/2 AUBURN	ESPN2	(OT) W 80-76	20327 BUD WALTON RECORD	19-5	8-3	(28)JD Notae	(11)Jaylin Williams
02/12/22	11:00 am	* RV/RV	RV/RV at Alabama	SEC Network	67-68 L	10353	19-6	8-4	(22)Jaylin Williams	(10)Jaylin Williams
02/15/22	8:00 pm	* 23/24	-- at Missouri	SEC Network	W 76-57	7448	20-6	9-4	(23)Stanley Umude	(11)Trey Wade
02/19/22	3:00 pm	* 23/24	16/13 TENNESSEE	ESPN	W 58-48	19200	21-6	10-4	(13)Jaylin Williams (13)JD Notae	(16)Jaylin Williams
02/22/22	7:00 pm	* 18/18	-- at Florida	ESPN2	W 82-74	9023	22-6	11-4	(22)JD Notae	(10)Jaylin Williams
02/26/22	1:00 pm	* 18/18	6/3 KENTUCKY	CBS	W 75-73	19200	23-6	12-4	(30)JD Notae	(12)Jaylin Williams
03/02/22	8:00 pm	* 14/15	RV/- LSU	ESPN2	W 77-76	19200	24-6	13-4	(23)Stanley Umude	(10)Jaylin Williams
03/05/22	12:00 pm	* 14/15	13/13 at Tennessee	ESPN	74-78 L	21678	24-7	13-5	(20)JD Notae	(8)Kamani Johnson
03/11/22	2:40 pm	^ 15/16	vs (5 seed) LSU	ESPN	W 79-67	16094	25-7	--	(22)Au'Diese Toney	(11)Jaylin Williams
03/12/22	1:00 pm	^ 15/16	vs (8 seed) Texas A&M	ESPN	64-82 L	20670	25-8	--	(20)Stanley Umude	(9)Jaylin Williams
03/17/22	9:20 pm	! 17/18	RV/RV vs (12 seed) Vermont	TNT	W 75-71	16194	26-8	--	(21)Stanley Umude	(10)Jaylin Williams
03/19/22	8:40 pm	! 17/18	vs (13 seed) New Mexico St.	TNT	W 53-48	18299	27-8	--	(18)JD Notae	(15)Jaylin Williams
03/24/22	4:09 pm	~ 17/18	1/1 vs (1 seed) vs Gonzaga	CBS	W 74-68	17514	28-8	--	(21)JD Notae	(12)Jaylin Williams

Home Games in CAPS | * - Southeastern Conference game | + Hall of Fame Classic (Kansas City, Mo. - T-Mobile Center) | % - Big 12/SEC Challenge
 @ - played in Tulsa, Okla. (BOK Center) | & - played in North Little Rock (Simmons Bank Arena) | ^ - SEC Tournament (Tampa, Fla. - Amalie Arena)
 ! - NCAA 1st & 2nd Rds (Buffalo, N.Y. - KeyBank Center) || ~ - NCAA West Regional (San Francisco, Calif. - Chase Center)

ATTENDANCE SUMMARY	GAMES	TOTALS	AVG/GAME
HOME	18	346727	19263
AWAY	9	88922	9880
NEUTRAL	9	132866	14763
TOTAL	36	568515	15792

THE GRADES ARE IN

- Arkansas basketball fared well in the classroom in the fall of 2021.
- AD's Honor Roll (3.50-3.99)**
Lawson Blake
- Department Honor Roll (3.00-3.49)**
Cade Arbogast Davonte Davis Chris Lykes
Chance Moore Jaxson Robinson Stanley Umude

ARKANSAS RAZORBACKS

2021-22 COMBINED REPORT

RECORD:	OVERALL	HOME	AWAY	NEUTRAL
ALL GAMES	28-8	17-1	5-4	6-3
CONFERENCE	13-5	8-1	5-4	0-0
NON-CONFERENCE	15-3	9-0	0-0	6-3

##	Player	GP	GS	Min	Avg	• TOTAL •			• 3-PTS •			• REBOUNDS •				PF		FO					A		TO		Blk		Stl		Pts		Avg	
						FG	FGA	Pct	3FG	FGA	Pct	FT	FTA	Pct	Off																			
1	JD Notae	35	34	1161	33.2	228	575	.397	72	244	.295	118	153	.771	19	141	160	4.6	89	4	130	102	23	80	646	18.5								
0	Stanley Umude	36	24	994	27.6	158	344	.459	51	137	.372	59	83	.711	41	129	170	4.7	83	2	39	56	28	36	426	11.8								
10	Jaylin Williams	36	34	1138	31.6	134	291	.460	17	69	.246	99	137	.723	55	299	354	9.8	96	2	92	64	41	46	384	10.7								
5	Au'Diese Toney	35	32	1138	32.5	123	233	.528	9	30	.300	118	151	.781	81	104	185	5.3	71	0	27	44	18	21	373	10.7								
4	Davonte Davis	36	14	993	27.6	110	259	.425	19	72	.264	58	82	.707	40	95	135	3.8	94	1	101	65	0	35	297	8.3								
11	Chris Lykes	36	2	635	17.6	73	210	.348	25	88	.284	110	126	.873	7	29	36	1.0	64	2	55	38	1	33	281	7.8								
23	Connor Vanover	15	10	115	7.7	22	51	.431	1	13	.077	14	17	.824	12	19	31	2.1	4	0	4	3	9	2	59	3.9								
3	Trey Wade	36	23	604	16.8	50	101	.495	12	30	.400	16	20	.800	36	57	93	2.6	37	0	24	20	14	9	128	3.6								
14	Jaxson Robinson	16	4	163	10.2	19	50	.380	14	43	.326	3	3	1.000	5	15	20	1.3	11	0	7	6	4	1	55	3.4								
20	Kamani Johnson	25	1	202	8.1	18	29	.621	0	0	.000	23	43	.535	34	35	69	2.8	36	0	7	16	10	6	59	2.4								
2	Khalen Robinson	19	2	91	4.8	9	28	.321	6	17	.353	4	7	.571	2	6	8	0.4	22	0	13	11	0	6	28	1.5								
13	Chance Moore	5	0	8	1.6	2	4	.500	1	2	.500	0	0	.000	1	2	3	0.6	2	0	0	0	0	0	5	1.0								
45	Lawson Blake	5	0	5	1.0	0	0	.000	0	0	.000	0	0	.000	0	0	0	0.0	0	0	0	0	0	0	0	0.0								
21	Cade Arbogast	4	0	3	0.8	0	4	.000	0	2	.000	0	0	.000	2	1	3	0.8	0	0	1	0	0	0	0	0.0								
TEAM.....																57	50	107	3.0	0	16					0								
Razorbacks.....		36				946	2179	.434	227	747	.304	622	822	.757	392	982	1374	38.2	609	11	500	441	148	275	2741	76.1								
Opponents.....		36				851	2082	.409	265	819	.324	482	663	.727	331	926	1257	34.9	706	19	456	534	123	237	2449	68.0								

Team Statistics

	ARK	OPP
SCORING	2741	2449
Points per game	76.1	68.0
Scoring margin	+8.1	-
FIELD GOALS-ATT	946-2179	851-2082
Field goal pct	.434	.409
3 POINT FG-ATT	227-747	265-819
3-point FG pct	.304	.324
3-pt FG made per game	6.3	7.4
FREE THROWS-ATT	622-822	482-663
Free throw pct	.757	.727
F-Throws made per game	17.3	13.4
REBOUNDS	1374	1257
Rebounds per game	38.2	34.9
Rebounding margin	+3.3	-
ASSISTS	500	456
Assists per game	13.9	12.7
TURNOVERS	441	534
Turnovers per game	12.3	14.8
Turnover margin	+2.6	-
Assist/turnover ratio	1.1	0.9
STEALS	275	237
Steals per game	7.6	6.6
BLOCKS	148	123
Blocks per game	4.1	3.4
ATTENDANCE	346727	221788
Home games-Avg/Game	18-19263	9-9880
Neutral site-Avg/Game	-	9-14763

SCORE BY PERIODS:	1st	2nd	OT	Total
Arkansas	1257	1458	26	2741
Opponents	1125	1305	19	2449

Date	Ark. Rank	Opponent	Result	Score	Attend
11/09/21	16/15	MERCER	W	74-61	19200
11/13/21	16/15	GARDNER-WEBB	W	86-69	19200
11/17/21	16/15	NORTHERN IOWA	W	93-80	19200
+ 11/22/21	13/12	vs Kansas State	W	72-64	9409
+ 11/23/21	13/12	vs Cincinnati	W	73-67	7255
11/28/21	13/12	PENN	W	76-60	19200
12/01/21	10/9	CENTRAL ARKANSAS	W	97-60	19200
12/04/21	10/9	LITTLE ROCK	W	93-78	19200
12/07/21	12/10	CHARLOTTE	W	86-66	19200
@ 12/11/21	12/10	vs RV/RV Oklahoma	L	66-88	12746
& 12/18/21	24/19	vs Hofstra	L	81-89	14685
12/21/21	RV/RV	ELON	W	81-55	19200
* 12/29/21	--RV	at Mississippi State	L	68-81	6629
* 01/04/22	--RV	VANDERBILT	L	74-75	19200
* 01/08/22	--RV	at Texas A&M	L	81-86	7967
* 01/12/22	--	MISSOURI	W	87-43	19200
* 01/15/22	--	at #12/12 LSU	W	65-58	12734
* 01/18/22	--	SOUTH CAROLINA	W	75-59	19200
* 01/22/22	--	RV/RV TEXAS A&M (OT)	W	76-73	19200
* 01/26/22	--	at Ole Miss	W	64-55	6642
% 01/29/22	--	WEST VIRGINIA	W	77-68	19200
* 02/02/22	RV/RV	at Georgia	W	99-73	6448
* 02/05/22	RV/RV	MISSISSIPPI STATE	W	63-55	19200
* 02/08/22	RV/RV	#1/2 AUBURN (OT)	W	80-76	>20327
* 02/12/22	RV/RV	at RV/RV Alabama	L	67-68	10353
* 02/15/22	23/24	at Missouri	W	76-57	7448
* 02/19/22	23/24	#16/13 TENNESSEE	W	58-48	19200
* 02/22/22	18/18	at Florida	W	82-74	9023
* 02/26/22	18/18	#6/3 KENTUCKY	W	75-73	19200
* 03/02/22	14/15	RV/-- LSU	W	77-76	19200
* 03/05/22	14/15	#13/13 at Tennessee	L	74-78	21678
^ 03/11/22	15/16	vs LSU	W	79-67	16094
^ 03/12/22	15/16	vs Texas A&M	L	64-82	20670
! 03/17/22	17/18	RV/RV vs Vermont	W	75-71	16194
! 03/19/22	17/18	vs New Mexico State	W	53-48	18299
~ 03/24/22	17/18	#1/1 vs Gonzaga	W	74-68	17514

* = SEC game || + Hall of Fame Classic (Kansas City, Mo. - T-Mobile Center) || @ - Tulsa, Okla. (BOK Center)
 & - North Little Rock (Simmons Bank Arena) || % = SEC-Big 12 Challenge || ^ - SEC Tourney (Tampa, Fla. - Amalie Arena)
 ! = NCAA 1st/2nd Rds (Buffalo, N.Y. - KeyBank Center) || ~ = NCAA West Regional (San Francisco, Calif. - Chase Center)
> BUD WALTON ARENA RECORD

ARKANSAS RAZORBACKS

2021-22 SEASON STATISTICS • ALL GAMES



RECORD:	OVERALL	HOME	AWAY	NEUTRAL
ALL GAMES	28-8	17-1	5-4	6-3
CONFERENCE	13-5	8-1	5-4	0-0
NON-CONFERENCE	15-3	9-0	0-0	6-3

##	Player	GP	GS	Min	Avg	• TOTAL •			• 3-PTS •			• REBOUNDS •			PFFO	A	TO	Blk	St	Pts	Avg
						FG	FGA	Pct	3FG	FGA	Pct	FT	FTA	Pct	Off	Def	Tot	Avg			
1	JD Notae	35	34	1161	33.2	228	575	.397	72	244	.295	118	153	.771	19	141	160	4.6	89	4	130
0	Stanley Umude	36	24	994	27.6	158	344	.459	51	137	.372	59	83	.711	41	129	170	4.7	83	2	39
10	Jaylin Williams	36	34	1138	31.6	134	291	.460	17	69	.246	99	137	.723	55	299	354	9.8	96	2	92
5	Au'Diese Toney	35	32	1138	32.5	123	233	.528	9	30	.300	118	151	.781	81	104	185	5.3	71	0	27
4	Davonte Davis	36	14	993	27.6	110	259	.425	19	72	.264	58	82	.707	40	95	135	3.8	94	1	101
11	Chris Lykes	36	2	635	17.6	73	210	.348	25	88	.284	110	126	.873	7	29	36	1.0	64	2	55
23	Connor Vanover	15	10	115	7.7	22	51	.431	1	13	.077	14	17	.824	12	19	31	2.1	4	0	4
3	Trey Wade	36	23	604	16.8	50	101	.495	12	30	.400	16	20	.800	36	57	93	2.6	37	0	24
14	Jaxson Robinson	16	4	163	10.2	19	50	.380	14	43	.326	3	3	1.000	5	15	20	1.3	11	0	7
20	Kamani Johnson	25	1	202	8.1	18	29	.621	0	0	.000	23	43	.535	34	35	69	2.8	36	0	7
2	Khalen Robinson	19	2	91	4.8	9	28	.321	6	17	.353	4	7	.571	2	6	8	0.4	22	0	13
13	Chance Moore	5	0	8	1.6	2	4	.500	1	2	.500	0	0	.000	1	2	3	0.6	2	0	0
45	Lawson Blake	5	0	5	1.0	0	0	.000	0	0	.000	0	0	.000	0	0	0	0.0	0	0	0
21	Cade Arbogast	4	0	3	0.8	0	4	.000	0	2	.000	0	0	.000	2	1	3	0.8	0	0	1
TEAM.....															57	50	107	3.0	0		16
Arkansas.....				36		946	2179	.434	227	747	.304	622	822	.757	392	982	1374	38.2	609	11	500
Opponents.....				36		851	2082	.409	265	819	.324	482	663	.727	331	926	1257	34.9	706	19	456

SCORE BY PERIODS:	1st	2nd	OT	Total
Arkansas	1257	1458	26	2741
Opponents	1125	1305	19	2449

DEADBALL REBOUNDS:	OFF	DEF	TOTAL
Arkansas	102	17	119
Opponents	82	13	95

ARKANSAS RAZORBACKS

2021-22 STATISTICS • SEC GAMES ONLY



RECORD:	OVERALL	HOME	AWAY
SEC ONLY	13-5	8-1	5-4

##	Player	GP	GS	Min	Avg	• TOTAL •			• 3-PTS •			• REBOUNDS •			PFFO	A	TO	Blk	St	Pts	Avg
						FG	FGA	Pct	3FG	FGA	Pct	FT	FTA	Pct	Off	Def	Tot	Avg			
1	JD Notae	17	17	570	33.5	115	287	.401	39	116	.336	66	87	.759	10	64	74	4.4	42	2	69
0	Stanley Umude	18	16	566	31.4	91	198	.460	36	91	.396	33	49	.673	19	65	84	4.7	44	2	18
10	Jaylin Williams	18	18	596	33.1	83	175	.474	10	42	.238	68	86	.791	25	158	183	10.2	52	2	39
5	Au'Diese Toney	17	15	557	32.8	50	118	.424	3	14	.214	56	69	.812	38	39	77	4.5	33	0	11
4	Davonte Davis	18	3	467	25.9	46	109	.422	10	37	.270	31	43	.721	22	42	64	3.6	51	0	40
11	Chris Lykes	18	1	254	14.1	26	87	.299	9	35	.257	26	31	.839	4	13	17	0.9	34	1	31
3	Trey Wade	18	16	361	20.1	28	56	.500	7	16	.438	10	12	.833	24	31	55	3.1	21	0	13
13	Chance Moore	2	0	4	2.0	2	3	.667	1	2	.500	0	0	.000	1	2	3	1.5	0	0	0
20	Kamani Johnson	14	1	139	9.9	12	21	.571	0	0	.000	11	23	.478	24	21	45	3.2	25	0	6
14	Jaxson Robinson	8	3	87	10.9	4	18	.222	4	17	.235	0	0	.000	2	10	12	1.5	7	0	4
2	Khalen Robinson	7	0	33	4.7	2	8	.250	1	4	.250	0	1	.000	1	3	4	0.6	8	0	4
23	Connor Vanover	5	0	12	2.4	1	6	.167	0	1	.000	0	0	.000	2	0	2	0.4	0	0	1
21	Cade Arbogast	2	0	2	1.0	0	3	.000	0	1	.000	0	0	.000	2	1	3	1.5	0	0	1
45	Lawson Blake	2	0	2	1.0	0	0	.000	0	0	.000	0	0	.000	0	0	0	0.0	0	0	0
TEAM.....															35	24	59	3.3	0		10
The Hogs.....				18		460	1089	.422	120	376	.319	301	401	.751	209	473	682	37.9	317	7	237
Opponents.....				18		416	1047	.397	114	380	.300	262	364	.720	207	464	671	37.3	367	12	219

SCORE BY PERIODS:	1st	2nd	OT	Total
Arkansas	625	690	26	1341
Opponents	576	613	19	1208

DEADBALL REBOUNDS:	OFF	DEF	TOTAL
Arkansas	49	10	59
Opponents	43	7	50

ARKANSAS RAZORBACKS

2022 SEC TOURNAMENT ONLY



RECORD:
SEC TOURNAMENT ONLY

OVERALL
1-1

#	Player	GP	GS	Min	Avg	• TOTAL •			• 3-PTS •			• REBOUNDS •				PF	FO	A	TO	Blk	St	Pts	Avg			
						FG	FGA	Pct	3FG	FGA	Pct	FT	FTA	Pct	Off									Def	Tot	Avg
5	Au'Diese Toney	2	2	76	38.0	12	20	.600	2	4	.500	14	16	.875	4	9	13	6.5	8	0	3	3	2	1	40	20.0
0	Stanley Umude	2	2	55	27.5	10	20	.500	4	8	.500	3	3	1.000	2	6	8	4.0	4	0	2	4	2	1	27	13.5
1	JD Notae	2	2	59	29.5	6	22	.273	1	12	.083	11	14	.786	2	8	10	5.0	5	0	8	7	1	4	24	12.0
11	Chris Lykes	2	0	47	23.5	5	13	.385	1	6	.167	8	10	.800	0	1	1	0.5	6	0	3	3	0	4	19	9.5
4	Davonte Davis	2	0	37	18.5	5	12	.417	0	4	.000	1	1	1.000	1	1	2	1.0	2	0	4	3	0	1	11	5.5
10	Jaylin Williams	2	2	62	31.0	5	15	.333	0	2	.000	0	1	.000	3	17	20	10.0	5	0	4	6	4	2	10	5.0
3	Trey Wade	2	2	49	24.5	3	7	.429	1	3	.333	0	0	.000	4	6	10	5.0	4	0	1	2	1	0	7	3.5
2	Khalen Robinson	1	0	3	3.0	1	1	1.000	0	0	.000	3	4	.750	0	0	0	0.0	0	0	0	0	0	1	5	5.0
20	Kamani Johnson	2	0	10	5.0	0	0	.000	0	0	.000	0	0	.000	2	0	2	1.0	1	0	0	0	0	1	0	0.0
14	Jaxson Robinson	1	0	2	2.0	0	0	.000	0	0	.000	0	0	.000	0	0	0	0.0	0	0	0	0	0	0	0	0.0
TEAM.....														0	1	1	0.5	0			2			0		
Arkansas.....		2				47	110	.427	9	39	.231	40	49	.816	18	49	67	33.5	35	0	25	30	10	15	143	71.5
Opponents.....		2				49	112	.438	12	34	.353	39	46	.848	15	51	66	33.0	36	0	30	25	6	20	149	74.5

SCORE BY PERIODS:	1st	2nd	OT	Total
Arkansas	53	90		143
Opponents	62	87		149

DEADBALL REBOUNDS:	OFF	DEF	TOTAL
Arkansas	3	0	3
Opponents	6	0	6

ARKANSAS RAZORBACKS

2022 NCAA TOURNAMENT ONLY



RECORD:
SEC TOURNAMENT ONLY

OVERALL
3-0

##	Player	GP	GS	Min	Avg	• TOTAL •			• 3-PTS •			• REBOUNDS •										Pts	Avg			
						FG	FGA	Pct	3FG	FGA	Pct	FT	FTA	Pct	Off	Def	Tot	Avg	PFFO	A	TO			Blk	St	
1	JD Notae	3	3	96	32.0	19	63	.302	4	22	.182	14	18	.778	2	15	17	5.7	11	1	13	13	2	11	56	18.7
10	Jaylin Williams	3	3	110	36.7	12	32	.375	3	10	.300	11	15	.733	5	32	37	12.3	7	0	7	2	1	1	38	12.7
0	Stanley Umude	3	3	100	33.3	12	26	.462	5	13	.385	7	7	1.000	0	19	19	6.3	12	0	7	3	2	1	36	12.0
5	Au'Diese Toney	3	3	119	39.7	9	17	.529	1	4	.250	3	8	.375	6	8	14	4.7	9	0	0	2	4	1	22	7.3
4	Davonte Davis	3	0	96	32.0	8	23	.348	1	5	.200	5	5	1.000	1	8	9	3.0	7	0	6	3	0	4	22	7.3
3	Trey Wade	3	3	57	19.0	7	13	.538	3	6	.500	0	0	.000	1	8	9	3.0	3	0	2	0	1	2	17	5.7
11	Chris Lykes	3	0	19	6.3	0	4	.000	0	2	.000	11	11	1.000	0	0	0	0.0	2	0	0	1	0	0	11	3.7
45	Lawson Blake	1	0	0	0.0	0	0	.000	0	0	.000	0	0	.000	0	0	0	0.0	0	0	0	0	0	0	0	0.0
21	Cade Arbogast	1	0	0	0.0	0	0	.000	0	0	.000	0	0	.000	0	0	0	0.0	0	0	0	0	0	0	0	0.0
13	Chance Moore	1	0	0	0.0	0	0	.000	0	0	.000	0	0	.000	0	0	0	0.0	0	0	0	0	0	0	0	0.0
2	Khalen Robinson	1	0	0	0.0	0	0	.000	0	0	.000	0	0	.000	0	0	0	0.0	0	0	0	0	0	0	0	0.0
20	Kamani Johnson	1	0	3	3.0	0	1	.000	0	0	.000	0	0	.000	0	0	0	0.0	2	0	0	0	0	0	0	0.0
TEAM.....															6	4	10	3.3	0		1				0	
Razorbacks.....		3				67	179	.374	17	62	.274	51	64	.797	21	94	115	38.3	53	1	35	25	10	20	202	67.3
Opponents.....		3				68	175	.389	20	71	.282	31	47	.660	22	96	118	39.3	53	1	30	40	8	10	187	62.3

SCORE BY PERIODS:	1st	2nd	Total
Arkansas	92	110	202
Opponents	73	114	187

DEADBALL REBOUNDS:	OFF	DEF	TOTAL
Arkansas	7	0	7
Opponents	7	1	8

2021-22 ARKANSAS RAZORBACKS GAME HIGHS

Opponent	DATE	SCORE	RESULT	POINTS	REBOUNDS	ASSISTS	STEALS	BLOCKED SHOTS
MERCER	11/09/21	74-61	W	30-JD Notae	11-Au'Diese Toney	5-Jaylin Williams	7-JD Notae	2-Jaylin Williams
GARDNER-WEBB	11/13/21	86-69	W	19-Connor Vanover	8-Jaylin Williams	6-Davonte Davis	2-JD Notae Davonte Davis	3-Connor Vanover
NORTHERN IOWA	11/17/21	93-80	W	26-Chris Lykes	9-Stanley Umude	9-JD Notae	2-JD Notae	3-Jaylin Williams
vs Kansas State	11/22/21	72-64	W	14-Connor Vanover Chris Lykes	9-Au'Diese Toney	5-JD Notae	3-JD Notae	1-Jaylin Williams Stanley Umude Connor Vanover
vs Cincinnati	11/23/21	73-67	W	19-Au'Diese Toney	11-Jaylin Williams	4-Jaylin Williams	2-JD Notae Jaylin Williams	1-Connor Vanover JD Notae Kamani Johnson
PENN	11/28/21	76-60	W	28-JD Notae	9-Jaylin Williams JD Notae	6-Jaylin Williams	2-JD Notae Davonte Davis	1-JD Notae Stanley Umude Kamani Johnson
CENTRAL ARKANSAS	12/01/21	97-60	W	17-Stanley Umude	13-Jaylin Williams	6-JD Notae	3-JD Notae	2-Stanley Umude Jaylin Williams
LITTLE ROCK	12/04/21	93-78	W	18-JD Notae Au'Diese Toney	8-Au'Diese Toney	7-Davonte Davis	2-JD Notae Chris Lykes	1-Au'Diese Toney Jaylin Williams
CHARLOTTE	12/07/21	86-66	W	23-JD Notae	10-JD Notae	8-Davonte Davis	4-JD Notae	2-Connor Vanover
vs Oklahoma	12/11/21	66-88	L	26-Davonte Davis	7-Jaylin Williams	3-Davonte Davis JD Notae	2-JD Notae Au'Diese Toney	1-Jaylin Williams Connor Vanover JD Notae
vs Hofstra	12/18/21	81-89	L	20-JD Notae	8-Jaylin Williams	4-Davonte Davis Khalen Robinson	3-Chris Lykes	2-Jaylin Williams Stanley Umude
ELON	12/21/21	81-55	W	21-Chris Lykes	7-JD Notae Kamani Johnson	6-Davonte Davis	1-Khalen Robinson Jaylin Williams JD Notae Chris Lykes Trey Wade	3-Trey Wade Kamani Johnson
at Mississippi State	12/29/21	68-81	L	19-Stanley Umude	7-Jaylin Williams Jaxson Robinson	6-Jaylin Williams	2-Davonte Davis Stanley Umude	3-Jaylin Williams
VANDERBILT	01/04/22	74-75	L	28-Stanley Umude	10-Jaylin Williams	5-JD Notae	5-JD Notae	1-Jaylin Williams JD Notae Jaxson Robinson Au'Diese Toney
at Texas A&M	01/08/22	81-86	L	31-JD Notae	11-Jaylin Williams	7-Davonte Davis	2-JD Notae	2-Jaylin Williams
MISSOURI	01/12/22	87-43	W	19-JD Notae	10-Jaylin Williams	4-Davonte Davis	3-Trey Wade Davonte Davis	3-Stanley Umude
at LSU	01/15/22	65-58	W	19-JD Notae	13-Jaylin Williams	4-JD Notae	3-Jaylin Williams	1-Au'Diese Toney Jaylin Williams
SOUTH CAROLINA	01/18/22	75-59	W	19-Jaylin Williams	9-Jaylin Williams	5-JD Notae	3-Au'Diese Toney	3-JD Notae
TEXAS A&M	01/22/22	76-73	WOT	17-JD Notae	11-Jaylin Williams	4-JD Notae	6-Jaylin Williams	3-Jaylin Williams
at Ole Miss	01/26/22	64-55	W	25-JD Notae	8-Jaylin Williams	5-JD Notae	2-Stanley Umude Jaylin Williams	3-Jaylin Williams
WEST VIRGINIA	01/29/22	77-68	W	19-Au'Diese Toney	15-Jaylin Williams	3-Davonte Davis Au'Diese Toney	2-Jaylin Williams	2-Jaylin Williams Stanley Umude
at Georgia	02/02/22	99-73	W	31-Stanley Umude	9-JD Notae	7-Chris Lykes	4-Chris Lykes	2-Stanley Umude Jaylin Williams
MISSISSIPPI STATE	02/05/22	63-55	W	14-JD Notae	9-Jaylin Williams	4-JD Notae	2-Chris Lykes Au'Diese Toney JD Notae	2-Jaylin Williams
AUBURN	02/08/22	80-76	WOT	28-JD Notae	11-Jaylin Williams	3-JD Notae	5-Davonte Davis	4-JD Notae
at Alabama	02/12/22	67-68	L	22-Jaylin Williams	10-Jaylin Williams	3-Chris Lykes JD Notae	4-JD Notae	---
at Missouri	02/15/22	76-57	W	23-Stanley Umude	11-Jaylin Williams Trey Wade	4-Jaylin Williams JD Notae	2-JD Notae	2-Stanley Umude Jaylin Williams
TENNESSEE	02/19/22	58-48	W	13-JD Notae Jaylin Williams	16-Jaylin Williams	2-Chris Lykes Jaylin Williams	3-Stanley Umude	2-Au'Diese Toney
at Florida	02/22/22	82-74	W	22-JD Notae	10-Jaylin Williams	4-Davonte Davis	3-Stanley Umude	2-JD Notae
KENTUCKY	02/26/22	75-73	W	30-JD Notae	12-Jaylin Williams	8-JD Notae	2-Jaylin Williams	2-Au'Diese Toney
LSU	03/02/22	77-76	W	23-Stanley Umude	10-Jaylin Williams	5-JD Notae	2-Jaylin Williams	1-JD Notae Kamani Johnson Stanley Umude Jaylin Williams
at Tennessee	03/05/22	74-78	L	20-JD Notae	8-Kamani Johnson	4-JD Notae	3-Chris Lykes JD Notae	1-Kamani Johnson JD Notae
vs LSU	03/11/22	79-67	W	22-Au'Diese Toney	11-Jaylin Williams	3-JD Notae	4-JD Notae	4-Jaylin Williams
vs Texas A&M	03/12/22	64-82	L	20-Stanley Umude	9-Jaylin Williams	5-JD Notae	1-Toney, Lykes, Davis Williams, Umude K. Robinson	2-Stanley Umude Au'Diese Toney
vs Vermont	03/17/22	75-71	W	21-Stanley Umude	10-Jaylin Williams	4-JD Notae	2-Davonte Davis	2-Stanley Umude
vs New Mexico St.	03/19/22	53-48	W	18-JD Notae	15-Jaylin Williams	3-Jaylin Williams JD Notae Stanley Umude	8-JD Notae	1-Au'Diese Toney
vs Gonzaga	03/24/22	74-68	W	21-JD Notae	12-Jaylin Williams	6-JD Notae	3-JD Notae	2-JD Notae Au'Diese Toney

LED TEAM IN POINTS (including ties)	
Notae	18
Umude	8
Toney	4
Williams	3
Lykes	3
Vanover	2
Davis	1

LED TEAM IN REBS (including ties)	
Williams	27
Notae	4
Toney	3
Johnson	2
Umude	1
Wade	1
J. Robinson	1

LED TEAM IN ASSISTS (including ties)	
Notae	20
Davis	10
Williams	7
Lykes	3
Umude	1
K. Robinson	1
Toney	1

LED TEAM IN STEALS (including ties)	
Notae	20
Williams	8
Lykes	7
Davis	6
Umude	5
Toney	4
Wade	2
K. Robinson	2

LED TEAM IN BLKS (including ties)	
Williams	17
Notae	10
Umude	8
Toney	7
Vanover	5
Johnson	5
Wade	1
J. Robinson	1

2021-22 RAZORBACK GAME-BY-GAME STATISTICS

Opponent	Date	Score	W/L	• TOTAL •			• 3-PTRS •			• REBOUNDS •													
				FG	FGA	Pct	3FG	FGA	Pct	FT	FTA	Pct	Off	Def	Tot	Avg	PF	A	TO	Blk	Stl	Pts	Avg
MERCER	11/09/21	74-61	W	26	55	.473	6	21	.286	16	22	.727	11	24	35	35.0	6	13	15	2	12	74	74.0
GARDNER-WEBB	11/13/21	86-69	W	32	68	.471	13	27	.481	9	15	.600	12	27	39	37.0	17	23	9	5	6	86	80.0
NORTHERN IOWA	11/17/21	93-80	W	35	69	.507	10	24	.417	13	17	.765	7	32	39	37.7	14	21	5	6	7	93	84.3
vs Kansas State	11/22/21	72-64	W	21	58	.362	3	22	.136	27	34	.794	13	28	41	38.5	20	9	12	3	7	72	81.2
vs Cincinnati	11/23/21	73-67	W	23	66	.348	3	17	.176	24	32	.750	18	28	46	40.0	15	12	11	3	6	73	79.6
PENN	11/28/21	76-60	W	32	63	.508	3	17	.176	9	16	.563	11	33	44	40.7	14	17	15	3	8	76	79.0
CENTRAL ARKANSAS	12/01/21	97-60	W	40	73	.548	4	18	.222	13	26	.500	13	34	47	41.6	17	22	12	5	16	97	81.6
LITTLE ROCK	12/04/21	93-78	W	34	60	.567	6	20	.300	19	26	.731	8	23	31	40.2	16	20	8	2	8	93	83.0
CHARLOTTE	12/07/21	86-66	W	34	64	.531	3	13	.231	15	20	.750	15	26	41	40.3	13	14	13	3	9	86	83.3
vs Oklahoma	12/11/21	66-88	L	21	61	.344	7	24	.292	17	18	.944	9	20	29	39.2	18	10	14	3	6	66	81.6
vs Hofstra	12/18/21	81-89	L	29	65	.446	12	31	.387	11	13	.846	6	27	33	38.6	20	17	15	5	7	81	81.5
ELON	12/21/21	81-55	W	22	48	.458	8	22	.364	29	35	.829	10	31	41	38.8	16	14	13	10	5	81	81.5
at Mississippi State	12/29/21	68-81	L	25	59	.424	8	27	.296	10	14	.714	11	20	31	38.2	20	15	17	4	5	68	80.5
VANDERBILT	01/04/22	74-75	L	25	54	.463	6	22	.273	18	28	.643	8	20	28	37.5	20	14	14	4	11	74	80.0
at Texas A&M	01/08/22	81-86	L	27	66	.409	6	19	.316	21	29	.724	20	26	46	38.1	23	16	18	5	5	81	80.1
MISSOURI	01/12/22	87-43	W	32	64	.500	4	19	.211	19	26	.731	11	28	39	38.1	15	18	8	6	13	87	80.5
at LSU	01/15/22	65-58	W	23	55	.418	5	17	.294	14	18	.778	13	28	41	38.3	18	8	19	2	7	65	79.6
SOUTH CAROLINA	01/18/22	75-59	W	24	59	.407	0	11	.000	27	33	.818	14	29	43	38.6	19	8	11	5	7	75	79.3
TEXAS A&M	01/22/22	76-73	Wot	24	64	.375	7	20	.350	21	25	.840	13	28	41	38.7	17	16	16	6	14	76	79.2
at Ole Miss	01/26/22	64-55	W	24	50	.480	8	18	.444	8	12	.667	4	27	31	38.3	14	16	14	5	6	64	78.4
WEST VIRGINIA	01/29/22	77-68	W	23	51	.451	3	14	.214	28	34	.824	11	33	44	38.6	18	11	15	5	4	77	78.3
at Georgia	02/02/22	99-73	W	40	71	.563	15	28	.536	4	7	.571	7	28	35	38.4	17	23	13	5	11	99	79.3
MISSISSIPPI STATE	02/05/22	63-55	W	23	61	.377	4	19	.211	13	22	.591	11	28	39	38.4	17	12	6	4	8	63	78.6
AUBURN	02/08/22	80-76	Wot	23	67	.343	8	27	.296	26	32	.813	11	31	42	38.6	17	10	11	5	11	80	78.6
at Alabama	02/12/22	67-68	L	22	70	.314	6	21	.286	17	24	.708	21	25	46	38.9	17	11	16	0	7	67	78.2
at Missouri	02/15/22	76-57	W	26	53	.491	11	21	.524	13	17	.765	7	28	35	38.7	16	13	11	4	6	76	78.1
TENNESSEE	02/19/22	58-48	W	18	59	.305	5	22	.227	17	22	.773	12	31	43	38.9	16	7	10	5	6	58	77.3
at Florida	02/22/22	82-74	W	29	63	.460	7	18	.389	17	20	.850	12	27	39	38.9	18	13	6	2	5	82	77.5
KENTUCKY	02/26/22	75-73	W	28	58	.483	5	18	.278	14	17	.824	8	24	32	38.7	13	14	12	5	5	75	77.4
LSU	03/02/22	77-76	W	24	54	.444	5	21	.238	24	28	.857	10	24	34	38.5	15	12	12	4	3	77	77.4
at Tennessee	03/05/22	74-78	L	23	62	.371	10	28	.357	18	27	.667	16	21	37	38.5	25	11	15	2	9	74	77.3
vs LSU	03/11/22	79-67	W	24	57	.421	6	21	.286	25	31	.806	14	28	42	38.6	21	12	15	5	9	79	77.3
vs Texas A&M	03/12/22	64-82	L	23	53	.434	3	18	.167	15	18	.833	4	21	25	38.2	14	13	15	5	6	64	76.9
vs Vermont	03/17/22	75-71	W	24	56	.429	7	21	.333	20	25	.800	8	31	39	38.2	19	12	5	3	2	75	76.9
vs New Mexico St.	03/19/22	53-48	W	14	51	.275	3	16	.188	22	25	.880	3	31	34	38.1	14	10	12	1	12	53	76.2
vs Gonzaga	03/24/22	74-68	W	29	72	.403	7	25	.280	9	14	.643	10	32	42	38.2	20	13	8	6	6	74	76.1
Arkansas		2741		946	2179	.434	227	747	.304	622	822	.757	392	982	1374	38.2	609	500	441	148	275	2741	76.1
Opponents		2449		851	2082	.409	265	819	.324	482	663	.727	331	926	1257	34.9	706	456	534	123	237	2449	68.0

Games played: 36

Points/game: 76.1

FG Pct: 43.4

3FG Pct: 30.4

FT Pct: 75.7

Rebounds/game: 38.2

Assists/game: 13.9

Turnovers/game: 12.3

Assist/turnover ratio: 1.1

Steals/game: 7.6

Blocks/game: 4.1

2021-22 OPPONENT GAME-BY-GAME STATISTICS

Opponent	Date	Score	W/L	• TOTAL •		• 3-PTRS •				FT	FTA	Pct	• REBOUNDS •				PF	A	TO	Blk	Stl	Pts	Avg
				FG	FGA	Pct	3FG	FGA	Pct				Off	Def	Tot	Avg							
MERCER	11/09/21	74-61	W	23	51	.451	13	31	.419	2	6	.333	4	18	22	22.0	16	17	18	2	7	61	61.0
GARDNER-WEBB	11/13/21	86-69	W	24	53	.453	13	31	.419	8	11	.727	5	24	29	25.5	18	17	15	2	4	69	65.0
NORTHERN IOWA	11/17/21	93-80	W	27	67	.403	17	37	.459	9	13	.692	9	29	38	29.7	14	17	12	2	3	80	70.0
vs Kansas State	11/22/21	72-64	W	22	59	.373	3	22	.136	17	23	.739	12	29	41	32.5	25	7	15	3	7	64	68.5
vs Cincinnati	11/23/21	73-67	W	24	59	.407	8	24	.333	11	13	.846	6	26	32	32.4	28	8	14	5	1	67	68.2
PENN	11/28/21	76-60	W	21	57	.368	7	27	.259	11	16	.688	6	22	28	31.7	14	11	15	1	9	60	66.8
CENTRAL ARKANSAS	12/01/21	97-60	W	22	55	.400	9	21	.429	7	15	.467	5	26	31	31.6	19	13	25	1	6	60	65.9
LITTLE ROCK	12/04/21	93-78	W	27	56	.482	8	21	.381	16	23	.696	8	23	31	31.5	19	16	14	3	3	78	67.4
CHARLOTTE	12/07/21	86-66	W	25	56	.446	6	24	.250	10	11	.909	4	17	21	30.3	17	15	12	3	5	66	67.2
vs Oklahoma	12/11/21	66-88	L	28	51	.549	13	22	.591	19	22	.864	5	31	36	30.9	19	18	16	1	7	88	69.3
vs Hofstra	12/18/21	81-89	L	31	65	.477	7	22	.318	20	23	.870	8	32	40	31.7	9	17	11	0	9	89	71.1
ELON	12/21/21	81-55	W	21	59	.356	8	26	.308	5	9	.556	8	19	27	31.3	23	12	11	4	6	55	69.8
at Mississippi State	12/29/21	68-81	L	27	59	.458	5	17	.294	22	28	.786	15	24	39	31.9	12	15	12	3	12	81	70.6
VANDERBILT	01/04/22	74-75	L	23	52	.442	10	25	.400	19	26	.731	8	27	35	32.1	26	13	17	1	7	75	70.9
at Texas A&M	01/08/22	81-86	L	31	55	.564	8	19	.421	16	30	.533	6	26	32	32.1	28	16	13	9	10	86	71.9
MISSOURI	01/12/22	87-43	W	14	48	.292	2	16	.125	13	14	.929	6	25	31	32.1	19	8	23	3	5	43	70.1
at LSU	01/15/22	65-58	W	21	55	.382	5	19	.263	11	17	.647	11	20	31	32.0	21	11	16	4	14	58	69.4
SOUTH CAROLINA	01/18/22	75-59	W	20	59	.339	7	23	.304	12	24	.500	15	21	36	32.2	22	11	18	3	7	59	68.8
TEXAS A&M	01/22/22	76-73	Wot	23	62	.371	8	26	.308	19	20	.950	12	28	40	32.6	23	10	19	9	11	73	69.1
at Ole Miss	01/26/22	64-55	W	19	55	.345	4	18	.222	13	13	1.000	9	24	33	32.7	15	9	14	1	8	55	68.3
WEST VIRGINIA	01/29/22	77-68	W	23	60	.383	7	26	.269	15	21	.714	7	19	26	32.3	29	9	9	4	8	68	68.3
at Georgia	02/02/22	99-73	W	24	53	.453	8	17	.471	17	26	.654	6	26	32	32.3	14	16	19	3	8	73	68.5
MISSISSIPPI STATE	02/05/22	63-55	W	18	51	.353	3	12	.250	16	22	.727	8	30	38	32.6	17	11	12	3	2	55	68.0
AUBURN	02/08/22	80-76	Wot	30	80	.375	8	32	.250	8	17	.471	24	36	60	33.7	28	8	19	9	5	76	68.3
at Alabama	02/12/22	67-68	L	24	56	.429	7	29	.241	13	17	.765	11	29	40	34.0	22	13	24	7	4	68	68.3
at Missouri	02/15/22	76-57	W	21	57	.368	5	17	.294	10	12	.833	10	22	32	33.9	15	12	13	3	7	57	67.8
TENNESSEE	02/19/22	58-48	W	16	59	.271	4	24	.167	12	18	.667	14	32	46	34.3	24	5	15	4	6	48	67.1
at Florida	02/22/22	82-74	W	26	58	.448	8	25	.320	14	18	.778	8	23	31	34.2	14	15	9	5	3	74	67.4
KENTUCKY	02/26/22	75-73	W	30	66	.455	4	15	.267	9	13	.692	16	23	39	34.4	17	16	12	3	7	73	67.6
LSU	03/02/22	77-76	W	26	72	.361	6	28	.214	18	19	.947	22	21	43	34.7	25	13	10	3	9	76	67.8
at Tennessee	03/05/22	74-78	L	23	50	.460	12	18	.667	20	30	.667	6	27	33	34.6	25	17	17	5	7	78	68.2
vs LSU	03/11/22	79-67	W	18	51	.353	4	19	.211	27	31	.871	6	22	28	34.4	20	12	12	5	11	67	68.1
vs Texas A&M	03/12/22	64-82	L	31	61	.508	8	15	.533	12	15	.800	9	29	38	34.5	16	18	13	1	9	82	68.5
vs Vermont	03/17/22	75-71	W	26	58	.448	9	24	.375	10	17	.588	6	26	32	34.4	21	13	6	1	1	71	68.6
vs New Mexico St.	03/19/22	53-48	W	18	53	.340	6	26	.231	6	10	.600	5	36	41	34.6	15	8	19	4	4	48	68.0
vs Gonzaga	03/24/22	74-68	W	24	64	.375	5	21	.238	15	20	.750	11	34	45	34.9	17	9	15	3	5	68	68.0
Opponents		2449		851	2082	.409	265	819	.324	482	663	.727	331	926	1257	34.9	706	456	534	123	237	2449	68.0
Arkansas		2741		946	2179	.434	227	747	.304	622	822	.757	392	982	1374	38.2	609	500	441	148	275	2741	76.1

Games played: 36

Points/game: 68.0

FG Pct: 40.9

3FG Pct: 32.4

FT Pct: 72.7

Rebounds/game: 34.9

Assists/game: 12.7

Turnovers/game: 14.8

Assist/turnover ratio: 0.9

Steals/game: 6.6

Blocks/game: 3.4

ARKANSAS RAZORBACKS

2021-22 GAME-BY-GAME POINTS-ASSISTS-REBOUNDS

				0	1	2	3	4	5	10	11	13	14	20	21	23	45
Opponent	Date	Score	WL	Umude	Notae	K. Robinson	Wade	Davis	Toney	Williams	Lykes	Moore	J. Robinson	Johnson	Arbogast	Vanover	Blake
MERCER	11/09/21	74-61	W	6-3-1	30-2-2	0-2-0	0-0-0	0-4-1	18-11-2	4-8-5	16-2-1	DNP	DNP	0-1-1	--	DNP	DNP
GWU	11/13/21	86-69	W	9-4-3	18-1-0	3-0-3	5-2-3	10-3-6	3-5-1	3-8-5	5-0-0	0-0-0	6-1-0	5-6-0	--	19-7-2	DNP
UNI	11/17/21	93-80	W	10-9-1	17-8-9	DNP	4-0-1	10-4-1	13-6-0	11-6-7	26-1-2	DNP	DNP	DNP	--	2-1-0	DNP
vs KSTATE	11/22/21	72-64	W	10-4-0	11-4-5	0-0-0	0-1-0	4-4-1	13-9-0	6-8-1	14-3-2	DNP	DNP	DNP	--	14-5-0	DNP
vs CINCY	11/23/21	73-67	W	4-1-0	13-4-1	DNP	1-3-0	8-5-3	19-9-1	5-11-4	15-1-3	DNP	DNP	0-2-0	--	8-6-0	DNP
PENN	11/28/21	76-60	W	19-7-0	28-9-5	0-0-0	0-0-0	6-5-5	12-4-0	3-9-6	0-1-1	DNP	0-0-0	2-3-0	--	6-4-0	DNP
UCA	12/01/21	97-60	W	17-8-1	10-4-6	6-2-1	4-4-0	16-6-3	16-2-3	8-13-2	9-0-5	0-0-0	7-1-0	2-2-0	--	2-3-1	0-0-0
LR	12/04/21	93-78	W	9-3-1	18-1-2	0-0-0	4-0-1	16-4-7	18-8-2	9-7-4	14-3-1	DNP	5-3-2	DNP	--	0-0-0	DNP
CLT	12/07/21	86-66	W	0-3-0	23-10-1	3-0-0	0-1-0	18-4-8	6-7-0	15-8-2	13-2-3	DNP	2-0-0	0-0-0	--	6-1-0	DNP
vs OU	12/11/21	66-88	L	8-4-0	13-3-3	0-0-0	0-0-0	26-5-3	6-5-1	7-7-1	6-1-2	DNP	DNP	DNP	--	0-1-0	DNP
vs HOF	12/18/21	81-89	L	6-5-3	20-6-2	3-0-4	0-1-0	9-4-4	9-7-0	6-8-3	19-0-0	DNP	9-0-1	DNP	--	DNP	DNP
ELON	12/21/21	81-55	W	2-0-1	15-7-2	3-0-1	7-5-2	1-6-6	0-1-0	3-6-1	21-2-1	DNP	14-3-0	15-7-0	0-0-0	0-1-0	0-0-0
at MSU	12/29/21	68-81	L	19-3-0	DNP	0-1-1	3-0-1	15-5-4	6-1-0	9-7-6	10-0-2	DNP	6-7-1	DNP	DNP	0-1-0	DNP
VANDY	01/04/22	74-75	L	28-3-0	16-2-5	DNP	0-2-0	0-0-0	20-3-3	6-10-2	1-3-1	DNP	3-3-3	0-1-0	DNP	0-0-0	DNP
at TA&M	01/08/22	81-86	L	10-3-1	31-5-3	0-0-0	0-1-0	13-7-7	9-6-0	10-11-2	1-0-2	DNP	0-1-0	7-8-1	DNP	DNP	DNP
MIZZOU	01/12/22	93-74	W	5-5-2	19-2-2	0-0-1	17-5-3	15-6-4	2-2-0	13-10-3	8-0-2	2-2-0	0-0-0	4-4-0	0-0-0	2-1-1	0-0-0
at LSU	01/15/22	65-58	W	8-6-0	19-3-4	0-0-0	2-2-0	7-8-3	12-4-0	11-13-1	6-1-0	DNP	DNP	DNP	DNP	0-0-0	DNP
USC	01/18/22	75-59	W	12-6-0	17-7-5	DNP	5-4-0	7-5-0	13-8-1	19-9-2	2-1-0	DNP	0-1-0	DNP	DNP	0-0-0	DNP
TA&M	01/22/22	76-73	WOT	15-7-3	17-6-4	DNP	8-1-1	4-5-2	12-6-1	14-11-3	6-1-2	DNP	DNP	0-0-0	DNP	DNP	DNP
at OM	01/26/22	64-55	W	0-2-0	25-3-5	DNP	12-5-4	0-1-3	7-5-1	18-8-3	0-0-0	DNP	DNP	2-3-0	DNP	DNP	DNP
WVU	01/29/22	77-68	W	12-8-1	15-0-2	DNP	6-2-1	7-6-3	19-7-3	12-15-1	6-2-0	DNP	DNP	0-1-0	DNP	DNP	DNP
at UGA	02/02/22	99-73	W	31-4-4	23-9-6	3-1-0	0-2-1	2-1-1	10-1-1	14-8-1	9-1-7	3-1-0	0-0-0	4-4-1	0-3-1	DNP	0-0-0
MSU	02/05/22	63-55	W	5-3-0	14-6-4	DNP	5-5-1	6-1-1	6-4-2	10-9-0	10-2-2	DNP	DNP	7-6-2	DNP	DNP	DNP
AUB	02/08/22	80-76	WOT	9-4-2	28-5-3	DNP	0-1-0	10-4-0	14-10-0	13-11-2	6-4-2	DNP	DNP	0-2-1	DNP	DNP	DNP
at BAMA	02/12/22	67-68	L	19-9-2	12-1-3	DNP	0-1-0	4-6-2	6-7-0	22-10-1	2-1-3	DNP	DNP	2-4-0	DNP	DNP	DNP
at MIZZOU	02/15/22	76-57	W	23-5-1	17-5-4	DNP	12-11-1	11-1-2	0-0-0	13-11-4	0-1-1	DNP	0-0-0	0-1-0	DNP	DNP	DNP
UT	02/19/22	58-48	W	5-4-1	13-1-1	0-0-0	4-6-0	7-4-1	8-10-0	13-16-2	8-1-2	DNP	DNP	DNP	DNP	DNP	DNP
at UF	02/22/22	82-74	W	11-6-1	22-6-3	DNP	0-1-0	19-6-4	12-4-1	15-10-3	3-0-1	DNP	DNP	0-0-0	DNP	DNP	DNP
UK	02/26/22	75-73	W	13-6-0	30-1-8	DNP	5-3-0	5-2-2	4-2-0	16-12-2	0-0-1	DNP	DNP	2-3-1	DNP	DNP	DNP
LSU	03/02/22	77-76	W	23-5-1	12-7-5	DNP	0-0-0	4-1-4	18-4-1	19-10-1	0-1-0	DNP	DNP	1-1-0	DNP	DNP	DNP
at UT	03/05/22	74-78	L	15-3-0	20-5-4	2-2-2	0-5-1	4-1-0	DNP	9-7-1	15-0-3	DNP	3-0-0	6-8-0	DNP	DNP	DNP
vs LSU	03/11/22	79-67	W	7-5-2	19-6-3	DNP	7-7-1	0-0-0	22-10-2	6-11-2	18-1-2	DNP	DNP	0-2-0	DNP	DNP	DNP
vs TA&M	03/12/22	64-82	L	20-3-0	5-4-5	5-0-0	0-3-0	11-2-4	18-3-1	4-9-2	1-0-1	DNP	0-0-0	0-0-0	DNP	DNP	DNP
vs UVM	03/17/22	75-71	W	21-9-3	17-7-4	0-0-0	2-1-1	14-3-3	6-5-0	13-10-1	2-0-0	DNP	DNP	DNP	DNP	DNP	DNP
vs NMSU	03/19/22	53-48	W	9-8-3	18-4-3	DNP	0-1-0	2-3-1	7-2-0	10-15-3	7-0-0	0-0-0	DNP	DNP	0-0-0	DNP	0-0-0
vs GONZ	03/24/22	74-68	W	6-2-1	21-6-6	DNP	15-7-1	6-3-2	9-7-0	15-12-3	2-0-0	DNP	DNP	0-0-0	DNP	DNP	DNP

ARKANSAS RAZORBACKS

2021-22 STARTING LINEUPS

Date	Opponent						1st SUB(S)	Outcome	RECORD BY LINEUP:						RECORD BY STARTER		
Nov. 9	MER	Davis	Notae	Toney	K. Robinson	Umude	Williams	W, 74-61	K. Robinson	Notae	Davis	Toney	Umude	1-0	Notae	34	28-6
Nov. 13	GWU	Davis	Notae	Toney	Williams	Vanover	Lykes	W, 86-69	Davis	Notae	Toney	Williams	Vanover	8-1	Williams	34	26-8
Nov. 17	UNI	Davis	Notae	Toney	Williams	Vanover	Umude	W, 93-80	K. Robinson	Davis	Toney	Umude	Williams	0-1	Toney	32	27-5
Nov. 22	vs K-State	Davis	Notae	Toney	Williams	Vanover	Umude	W, 72-64	Lykes	Notae	J. Robinson	Wade	Vanover	1-0	Umude	24	18-6
Nov. 23	vs Cincy	Davis	Notae	Toney	Williams	Vanover	Lykes/Umude	W, 73-67	Lykes	Davis	J. Robinson	Wade	Williams	0-1	Wade	23	19-4
Nov. 28	PENN	Davis	Notae	Toney	Williams	Vanover	Umude	W, 76-60	Notae	Davis	J. Robinson	Umude	Williams	0-1	Davis	14	9-5
Dec. 1	UCA	Davis	Notae	Toney	Williams	Vanover	Lykes	W, 97-60	Notae	J. Robinson	Toney	Umude	Williams	0-1	Vanover	10	9-1
Dec. 4	LR	Davis	Notae	Toney	Williams	Vanover	Umude	W, 93-78	Notae	Toney	Wade	Johnson	Williams	1-0	J. Robinson	4	1-3
Dec. 7	CLT	Davis	Notae	Toney	Williams	Vanover	Lykes	W, 86-66	Notae	Toney	Umude	Wade	Williams	17-2	Lykes	2	1-1
Dec. 11	vs OU	Davis	Notae	Toney	Williams	Vanover	Lykes	L, 66-88	Notae	Davis	Umude	Wade	Williams	0-1	K. Robinson	2	1-1
Dec. 18	vs HOF	Davis	K. Robinson	Toney	Williams	Umude	Notae	L, 81-89	Notae	Toney	Umude	Wade	Williams		Johnson	1	1-0
Dec. 21	ELON	Lykes	Notae	Wade	J. Robinson	Vanover	JWill/Toney/Davis	W, 81-55									
Dec. 29	at MSU	Davis	Lykes	Wade	Williams	J. Robinson	Toney	L, 68-81									
Jan. 4	VANDY	Davis	Notae	Umude	Williams	J. Robinson	Toney	L, 74-75									
Jan. 8	at TX A&M	J. Robinson	Notae	Toney	Williams	Umude	Davis	L, 81-86									
Jan. 12	MIZZOU	Wade	Notae	Toney	Williams	Johnson	Umude/Lykes	W, 87-43									
Jan. 15	at LSU	Wade	Notae	Toney	Williams	Umude	Davis	W, 65-58									
Jan. 18	S CAR	Wade	Notae	Toney	Williams	Umude	Davis	W, 75-59									
Jan. 22	TX A&M	Wade	Notae	Toney	Williams	Umude	Davis (ot)	W, 76-73									
Jan. 26	at OM	Wade	Notae	Toney	Williams	Umude	Davis	W, 64-55									
Jan. 29	WVU	Wade	Notae	Toney	Williams	Umude	Davis	W, 77-68									
Feb. 2	at UGA	Wade	Notae	Toney	Williams	Umude	Davis	W, 99-73									
Feb. 5	MSU	Wade	Notae	Toney	Williams	Umude	Davis	W, 63-55									
Feb. 8	AUB	Wade	Notae	Toney	Williams	Umude	Johnson/Lykes (ot)	W, 80-76									
Feb. 12	at Bama	Wade	Notae	Toney	Williams	Umude	Davis	L, 67-68									
Feb. 15	at Mizzou	Wade	Notae	Toney	Williams	Umude	Davis	W, 76-57									
Feb. 19	TENN	Wade	Notae	Toney	Williams	Umude	Davis	W, 58-48									
Feb. 22	at FLA	Wade	Notae	Toney	Williams	Umude	Davis	W, 82-74									
Feb. 26	KY	Wade	Notae	Toney	Williams	Umude	Davis	W, 75-73									
Mar. 2	LSU	Wade	Notae	Toney	Williams	Umude	Davis	W, 77-76									
Mar. 5	at TENN	Davis	Notae	Wade	Williams	Umude	Lykes	L, 7478									
Mar. 11	vs LSU	Wade	Notae	Toney	Williams	Umude	Davis	W, 79-67									
Mar. 12	vs TX A&M	Wade	Notae	Toney	Williams	Umude	Lykes	L, 64-82									
Mar. 17	vs UVM	Wade	Notae	Toney	Williams	Umude	Davis	W, 75-71									
Mar. 19	vs NM ST	Wade	Notae	Toney	Williams	Umude	Davis	W, 53-48									
Mar. 24	vs ZAG	Wade	Notae	Toney	Williams	Umude	Johnson	W, 74-68									

RECORD BY 1ST SUB (including ties)			
Davis	16	14-2	
Lykes	9	6-3	
Umude	6	6-0	
Toney	2	0-2	
Johnson	2	2-0	
Williams	1	1-0	
Notae	1	0-1	

ARKANSAS RAZORBACKS

2020-21 SPECIALTY STATS (ARKANSAS/OPPONENT)

Opponent	Pts Off TO	Pts In Paint	2nd Chance	Fast Break	Bench	Ties	Lead Chng	Ark Largest Lead	Best Ark Run	Opp Largest Lead	Best Opp Run	Ark Led	Opp Led	Gm Tied
MERCER	21/10	36/8	15/3	14/0	20/12	4	10	15 0:19 2nd	11-0	10 2:57 1st	7-0	24:21	13:26	2:13
GARDNER-WEBB	15/8	34/20	15/3	12/3	33/25	2	2	31 7:42 2nd	14-0	6 6:46 1st	8-0	31:08	5:15	3:37
NORTHERN IOWA	20/8	42/16	11/16	20/12	40/20	10	18	13 0:18 2nd	13-0	6 5:49 1st	9-0	23:52	10:38	5:43
vs Kansas State	13/17	30/34	16/8	9/8	24/28	1	0	18 HALFTIME	8-0	-- -- --	7-0	39:18	--	0:42
vs Cincinnati	14/13	28/28	14/4	8/6	20/27	11	14	6 0:01 2nd	8-0	4 5:57 2nd	6-0	18:18	16:51	4:51
PENN	16/14	48/22	16/7	13/4	21/22	2	2	22 15:50 2nd	9-0	3 18:49 1st	9-0	36:25	2:12	1:23
CENTRAL ARK	29/13	60/16	9/2	32/22	45/17	3	4	37 0:49 2nd	12-0	2 8:19 1st	5-0	37:27	0:42	1:51
LITTLE ROCK	23/12	48/16	9/6	21/5	32/35	0	2	17 17:32 2nd	7-0	1 19:27 1st	8-0	38:43	1:00	0:17
CHARLOTTE	14/10	50/38	18/6	17/9	18/22	2	5	20 0:36 2nd	10-0	3 18:49 1st	6-0	34:24	3:53	1:43
vs Oklahoma	24/17	22/24	2/6	6/12	14/14	0	0	-- -- --	9-0	26 1:09 2nd	17-0	--	39:16	0:44
vs Hofstra	10/22	26/44	6/8	27/11	48/9	4	4	3 13:42 1st	11-0	14 8:26 2nd	10-0	0:43	35:46	3:31
ELON	19/12	26/22	15/8	19/1	24/18	5	6	30 7:08 2nd	17-0	5 6:11 1st	13-0	32:07	4:08	3:53
at Miss State	12/25	28/32	6/14	9/13	25/20	7	6	5 12:12 1st	5-0	16 4:57 2nd	7-0	27:59	6:09	5:53
VANDERBILT	23/20	30/24	5/9	14/13	21/22	8	16	9 0:56 1st	7-0	6 1:50 2nd	10-0	19:04	17:05	3:52
at Texas A&M	16/28	32/34	20/9	5/15	21/34	3	3	11 13:33 1st	10-0	17 11:01 2nd	16-0	13:23	25:35	1:02
MISSOURI	26/4	44/22	20/6	17/8	32/2	0	0	44 2:00 2nd	19-0	-- -- --	4-0	39:43	--	0:17
at LSU	20/13	30/28	13/10	10/5	13/30	9	7	7 0:11 2nd	10-0	8 9:01 2nd	7-0	28:32	6:48	4:40
SOUTH CAROLINA	19/10	42/22	18/12	10/7	9/20	6	10	17 1:42 2nd	13-0	7 0:03 1st	7-0	27:24	10:41	1:55
TEXAS A&M	17/21	26/24	19/9	3/16	10/47	4	2	16 11:32 1st	10-0	2 4:16 OT	9-0	41:28	1:24	2:08
at Ole Miss	12/12	20/28	5/9	5/6	2/12	2	2	16 4:26 2nd	13-0	1 7:14 1st	6-0	38:03	1:12	0:45
WEST VIRGINIA	36/14	36/26	18/13	23/15	13/22	0	0	19 16:08 2nd	8-0	-- -- --	12-0	39:48	--	0:12
at Georgia	26/20	48/30	11/6	18/19	21/26	3	7	28 1:51 2nd	9-0	8 12:15 1st	10-0	24:50	12:33	2:37
MISS STATE	8/7	32/24	15/10	18/8	23/6	9	1	9 6:03 2nd	8-0	2 19:44 1st	8-0	29:18	2:13	9:05
AUBURN	24/10	28/34	12/22	16/2	16/13	15	17	12 4:13 1st	9-0	5 2:40 2nd	7-0	24:09	13:30	7:21
at Alabama	22/28	20/30	10/8	6/14	8/29	2	5	5 19:36 1st	11-0	13 9:01 2nd	8-0	4:49	34:11	1:00
at Missouri	17/8	20/32	12/9	7/7	11/15	2	0	21 19:44 2nd	15-0	-- -- --	9-0	38:08	--	1:52
TENNESSEE	13/2	18/14	8/12	9/7	15/19	3	12	10 0:06 2nd	7-0	3 15:22 1st	6-0	36:45	9:14	4:01
at Florida	8/9	38/32	16/8	7/7	22/9	8	7	8 0:07 2nd	8-0	8 16:19 1st	6-0	19:11	18:18	3:06
KENTUCKY	20/15	36/42	7/13	9/16	7/24	5	17	13 13:10 1st	15-0	4 9:35 2nd	9-0	29:56	7:20	2:44
LSU	16/13	32/28	11/21	11/7	5/34	6	8	5 19:10 1st	6-0	7 6:31 2nd	7-0	20:09	17:59	2:09
at Tennessee	19/15	18/14	14/10	16/8	26/23	0	0	-- -- --	10-0	24 4:18 1st	10-0	--	39:48	0:12
vs LSU (SEC)	6/16	28/24	7/9	14/10	18/24	2	2	17 14:23 2nd	19-0	4 4:04 1st	7-0	31:14	6:25	2:21
vs Texas A&M (SEC)	12/18	30/36	4/13	10/13	17/29	0	0	-- -- --	8-0	23 1:21 2nd	10-0	--	37:34	2:26
vs Vermont (NCAA)	9/1	28/30	12/10	4/4	16/10	9	9	9 19:29 2nd	9-0	5 18:01 1st	12-0	25:57	9:55	4:08
vs NM State (NCAA)	15/11	22/16	4/5	15/0	9/3	5	5	13 1:53 1st	10-0	2 19:25 1st	8-0	31:32	3:08	5:20
vs Gonzaga (NCAA)	10/8	36/34	9/7	14/17	8/5	1	9	9 6:38 1st	9-0	8 6:52 1st	9-0	21:46	17:35	0:39

BLACK INDICATES
LARGEST UA LEAD
IN A LOSS

RED INDICATES
UA LARGEST DEFICITS/
COMEBACKS IN A WIN

CHARGES DRAWN (Thru Game 35) (ARK career Only unless noted*)

Player	17-18	18-19	19-20	20-21	21-22	Career
Davis	-	-	-	2	0	2
Johnson	-	NA	NA	RS	4	4
Lykes	NA	NA	NA	NA	16	16
Moore	-	-	-	-	0	0
Notae	NA	NA	RS	6	3	9
J. Robinson	-	-	-	0	0	0
K. Robinson	-	-	-	2	1	3
Toney	-	3*	4*	4*	1	12*
Umude	NA	NA	NA	NA	3	3
Vanover	-	NA	RS	0	0	0
Wade	NA	JC	NA	NA	0	0
Williams	-	-	-	16 #	52	68

MOST IN A GAME 2021-22:

4 Williams (Cincy) • Williams (@LSU) • Williams (TEN)
3 Williams (GWU) • Lykes (OU) • Williams (@A&M)
Williams (@UGA) • Williams (MS ST) • Williams (AUB)
Williams (@FLA) • Williams (LSU)

- team leader

DUNKS (Thru Game 35) (ARK career Only unless noted*)

Player	17-18	18-19	19-20	20-21	21-22	Career
Davis	-	-	-	5	6	11
Johnson	-	NA	NA	RS	2	2
Lykes	NA	NA	NA	NA	0	0
Moore	-	-	-	-	0	0
Notae	NA	1*	RS	3	3	7
J. Robinson	-	-	-	0	1	1
K. Robinson	-	-	-	0	0	0
Toney	NA	7*	9*	6*	24	46*
Umude	NA	NA	NA	NA	27	27
Vanover	-	NA	RS	20	5	25
Wade	NA	JC	23*	12*	18	52*
Williams	-	-	-	3	13	16

MOST IN A GAME 2021-22:

3 Umude (K-State)

LAST TIME AN ARKANSAS PLAYER...

• SCORING •

Scored 30 Points: 31 Stanley Umude at Georgia (02/02/22)

Scored 40 Points: 40 Mason Jones vs Auburn (02/04/20)

Scored 50 Points: 51 Rotnei Clarke vs. Alcorn State (11/13/09)

RECORD: 51 Rotnei Clarke vs. Alcorn State (11/13/09)

• FIELD GOALS MADE •

Made 15 Field Goals: 15 (15-21) Rotnei Clarke vs. Alcorn State (11/13/09)

Made 20 Field Goals: 20 (2-30) Dean Tolson vs. Texas A&M (03/02/74)

RECORD: 20 (20-30) Dean Tolson vs. Texas A&M (03/02/74)

• FIELD GOALS ATTEMPTED •

Attempted 20 Field Goals: 20 (7-20) JD Notae Auburn (02/08/22)

Attempted 25 Field Goals: 26 (11-26) JD Notae vs Mercer (11/09/21)

RECORD: 30 (20-30) Dean Tolson vs. Texas A&M (03/02/74)

• FIELD GOAL PERCENTAGE •

Shot 100% FG (Min. 7 att): Daniel Gafford (7-7) at Texas Tech (01/26/19)

RECORD (min 8 att): 100% 8x - Best: Daryll Saulsberry (10-10) 1975

• 3-POINTERS MADE •

Made 7 3-pointers: 8 (8-11) Mason Jones at Texas A&M (03/07/20)

Made 10 3-pointers: 10 (10-13) by Isaiah Joe vs. FIU (12/01/18)

Made 11-Plus 3-pointers: 13 (13-17) by Rotnei Clarke vs. Alcorn State (11/13/09)

RECORD: 13 (13-17) by Rotnei Clarke vs. Alcorn State (11/13/09) (SEC record)

• 3-POINTERS ATTEMPTED •

Attempted 15 3-Pointers: 15 (6-15) Isaiah Joe at Texas A&M (03/07/20)

Attempted 20 3-Pointers: 24 (10-24) Pat Bradley vs. North Texas (12/30/98)

RECORD: 24 (10-24) Pat Bradley vs. North Texas (12/30/98) (SEC record)

• FREE THROWS MADE •

Made 10 Free Throws: 10 JD Notae (10-13) vs LSU (03/11/22)

Made 15 Free Throws: 16 (16-19) Moses Moody vs Alabama (02/24/21)

Made 20 Plus Free Throws: 22 (22-24) Martin Terry vs. Texas A&M (01/22/72)

RECORD: 22 (22-24) by Martin Terry vs. Texas A&M (01/22/72)

• FREE THROWS ATTEMPTED •

Attempted 15 Free Throws: 19 (16-19) Mason Jones vs Tennessee (02/26/20)

Attempted 20 Free Throws: 21 (18-21) Moses Moody vs Alabama (02/24/21)

Attempted 24 Plus Free Throws: 24 (22-24) Martin Terry vs. Texas A&M (01/22/72)

RECORD: 24 (22-24) Martin Terry vs. Texas A&M (01/22/72)

• FREE THROW PERCENTAGE •

Shot 100% FT (min 10 att): Chris Lykes (12-12) vs Elon (12/21/21)

RECORD (min. 11 att): 9x - Best: Tommy Boyer (18-18) in 1963

• REBOUNDS •

Grabbed 15-19 Rebounds: 15 Jaylin Williams vs New Mexico State (03/19/22)

Grabbed 20-Plus Rebounds: 23 Nick Davis vs. Jackson State (11/21/97)

RECORD: 23 by Nick Davis vs. Jackson State (11/21/97)

• Grabbed 10 Offensive Rebounds: 111 Justin Smith vs Oral Roberts (03/27/21)

• **Grabbed 10 Defensive Rebounds: 12 Jaylin Williams vs Kentucky (02/26/22)**

• ASSISTS •

Had 10 Assists: 10 by Jalen Tate vs Georgia (01/09/21)

Had 15 Assists: 15 by Dontell Jefferson vs. Portland State (11/18/05)

RECORD: 15 by Dontell Jefferson vs. Portland State (11/18/05)

• STEALS •

Had 5 Steals: 5 Davonte Davis vs Auburn (02/08/22)

Had 6-7 Steals: 6 Jaylin Williams vs Texas A&M (01/22/22)

Had 8-9 Steals: 8 JD Notae vs New Mexico State (03/19/22)

RECORD: 9 by Robert Shepard at Arizona (12/06/92)

• BLOCKED SHOTS •

Had 5 Blocks: 5 Connor Vanover at Oklahoma State (01/30/21)

Had 6-9 Blocks: 6 Connor Vanover vs North Texas (11/28/20)

Had 10 Blocks: 10 Steven Hill vs. Texas State (12/06/05)

RECORD: 10 Steven Hill vs. Texas St. (12/06/05) & Oliver Miller vs. Texas (02/04/90)

• TURNOVERS •

Committed 5-9 Turnovers: 6 JD Notae vs New Mexico State (03/19/22)

Committed 10 Plus Turnovers: 10 Courtney Fortson at South Carolina (02/21/09)

• MINUTES PLAYED •

39 Minutes (Regulation): 39:40 Trey Wade at Ole Miss (01/26/22)

40 Minutes (Regulation): 40:00 2x Stanley Umude vs Vermont & NM State (03/17&19/22)

40 Minutes (OT): 3 vs Auburn (02/08/22)

JD Notae (41:24) - Au'Diese Toney (40:38)

45 Plus Minutes: 47 by BJ Young vs. Auburn (01/16/13)

• MISCELLANEOUS •

2 Players Scored 20+ Pts In Same Game: Stanley Umude (31) & JD Notae (23) at Georgia (02/02/22)

3 Players Scored 20+ Pts in Same Game: at South Carolina (03/02/20)

Moses Moody (28), Justin Smith (22) and JD Notae (21)

2 Players Scored 20+ Pts In Back-To-Back Gms: Mason Jones (37/26) & Isaiah Joe (22/26) vs Tennessee (02/26/20) and at Georgia (02/29/20)

2 Players Scored 20+ Pts In 3 Straight: Mason Jones (41/20/21) & Isaiah Joe (20/21/24) vs Tulsa (12/14/19), Valpo (12/21/19) and Indiana (12/29/19)

8 Players Scored in Double Digits: Mississippi Valley State (11/25/20)

Connor Vanover (25), Desi Sills (19), Moses Moody (16), Vance Jackson (15)

Khalen Robinson (15), Justin Smith (13), JD Notae (13), Jalen Tate (12)

Scored 20 or More Points in Five-Plus Consecutive Games: (5) by Mason Jones

37, 26, 36, 30, 22 (02/26/20 to 03/11/20)

Scored 20 or More Points in 10-Plus Consecutive Games: (11) by Todd Day

20, 23, 26, 26, 22, 31, 23, 21, 27, 21, 20 (12/01/90 to 01/12/91)

Scored 30 or More Points in 3 Straight Games: Mason Jones (only Razorback)

34 vs. S. Carolina (01/29/20), 30 at Alabama (02/01/20), 40 vs Auburn (02/04/20)

Most Points in Back-To-Back Games: 82 by Martin Terry

35 at TCU (02/20/73) and 47 vs. SMU (02/24/73)

Consecutive Free Throws Made: 48 by Ricky Medlock (20 gms; 12/21/74 to 03/04/75)

Double-Double: Pts/Rebs: Jaylin Williams (10 pts & 15 rebs) vs NM State 03/19/22

Double-Double: Pts/Assists: Jalen Tate (15 & 10) vs Georgia (01/09/21)

Two Players with Double-Double in Same Game: at Missouri (02/15/22)

Jaylin Williams (13 pts & 11 rebs) and Trey Wade (12 pts & 11 rebs)

5 Straight Double-Doubles: (7) Jaylin Williams 13 & 11 vs AUB; 22 & 10 at BAMA;

13 & 11 at MIZ; 13 & 16 vs TENN; 15 & 10 at FLA; 16 & 12 vs UK; 19 & 10 vs LSU

3+ Straight Double-Doubles in SEC: (5) Jaylin Williams (AUB/@Bama/@MIZ/TEN/@FLA/UK/LSU)

Most Consecutive Double-Doubles: 9 by Dean Tolson (1973-74) and 6 by Derek Hood (1998-99)

Three Players with Double-Double in Same Game: vs Alabama (01/16/10) – Marshawn Powell

18 pts, 10 rebs, Mike Washington (17 pts, 13 rebs) and Courtney Fortson (12 pts, 10 assists)

Had 5-Plus Assists in 5-Plus Consecutive Games: (6) by Jalen Harris

11, 6, 10, 12, 7, 10 (11/21/81 thru 12/15/18)

Had 10 or More Assists in Back-to-Back Games: Jalen Harris

10 vs. FIU (12/01/18) and 12 at Colorado State (12/05/18)

Three-Plus Players with 5-Plus Assists in a Game: vs. Montana State (11/21/18)

Jalen Harris (11), Isaiah Joe (5) and Desi Sills (5)

Had 5 or More Steals in Back-to-Back Games: Ronnie Brewer

5 vs. Western Illinois (01/01/06) and 5 vs. Mississippi State (01/07/06)

LAST TIME AN OPPONENT PLAYER...

• SCORING •

Scored 30 Points: 31 Oscar Tshiebwe vs Kentucky (02/26/22)

Scored 40 Points: 45 Jodie Meeks vs. Kentucky (02/14/09)

Scored 50 Points: 56 Oscar Robertson vs. Cincinnati (03/15/58) **(most on record)**

• FIELD GOALS MADE •

Made 15 Field Goals: 17 (17-24) Jodie Meeks vs. Kentucky (02/14/09)

Made 20 Field Goals: 21 Oscar Robertson vs. Cincinnati (03/15/58) **(most on record)**

• FIELD GOALS ATTEMPTED •

Attempted 20 Field Goals: 21 (13-21) Oscar Tshiebwe vs Kentucky (02/26/22)

Attempted 25 Field Goals: 28 (11-28) Devan Downey vs. South Carolina (02/17/10)

• FIELD GOAL PERCENTAGE •

Shot 100% FG (Min. 7 att): Adam Wing (8-8) vs. Evansville (12/08/15)

• 3-POINTERS MADE •

Made 7 3-pointers: 7 (7-15) Tyler Hall vs. Montana State (11/21/18)

Made 10 3-pointers: 10 (10-19) Lance Weems at Auburn (01/06/96)

• 3-POINTERS ATTEMPTED •

Attempted 15 3-pointers: 15 (7-15) Tyler Hall vs. Montana State (11/21/18)

Attempted 20 3-pointers: 22 (5-22) Jeff Fryer vs. Loyola Marymount (03/16/89)

• FREE THROWS MADE •

Made 10 Free Throws: 12 (12-15) Xavier Pinson (01/02/21)

Made 15 Free Throws: 15 (15-17) Keyontae Johnson at Florida (02/18/20)

• FREE THROWS ATTEMPTED •

Attempted 15 Free Throws: 15 (12-15) Xavier Pinson (01/02/21)

Attempted 20 Free Throws: 24 (18-24) Frank Williams vs. Illinois (12/08/01)

• FREE THROW PERCENTAGE •

Shot 100% FT (min 10 att): 14-14 Grant Williams at Tennessee (01/15/19)

• REBOUNDS •

Grabbed 15-19 Rebounds: 18 Oscar Tshiebwe vs Kentucky (02/26/22)

Grabbed 20 Rebounds: 20 Antonio McDyess vs. Alabama (03/11/95)

• Grabbed 10 Offensive Rebounds: 11 Tyler Davis at Texas A&M (01/30/18)

• **Grabbed 10 Defensive Rebounds: 10 Oscar Tshiebwe vs Kentucky (02/26/22)**

• ASSISTS •

Had 10 Assists: 11 Tremont Waters vs. LSU (01/12/19)

Had 13 Assists: 13 Chuck Evans at Mississippi State (01/27/93) **(on record)**

• STEALS •

Had 5 Steals: 6 Alpha Diallo at Providence (03/19/19)

Had 8 Steals: 8 Terry Conerway vs. Texas State (12/21/02)

• **BLOCKED SHOTS** •

Had 6-9 Blocks: 7 Walker Kessler vs Auburn (02/08/22)
Had 10 Plus Blocks: 10 P.J. Roberson vs. Grambling State (11/26/11)

• **TURNOVERS** •

Committed 7-9 Turnovers: 7 Wendell Green Jr vs Auburn (02/08/22)
Committed 10 Plus Turnovers: 12 Devin Gibson vs. UTSA (12/12/07)

LAST TIME ARKANSAS HIGHS...

• **SCORING** •

Scored 100-119 Points: 101 at South Carolina (103/02/21)
Scored 120-Plus Points: 142 vs. Mississippi Valley State (11/25/20)
Scored 50 Points in 1st Half: 53 at Georgia (02/02/22)
Scored 50 Points in 2nd Half: 56 vs Central Arkansas (12/01/21)
Scored 60 or More Points in a Half: 61 (1st) vs. Miss Valley State (11/25/20)
Scored 70 or More Points in a Half: 71 (1st) vs. Alcorn (11/13/09)
Scored 80 or More Points in a Half: 81 (2nd) vs. Miss Valley State (11/25/20)
Most Points in a Half: 88 (2nd) vs. U.S. International (12/09/89)

• **FIELD GOALS MADE** •

Made 40 Field Goals: 40 (40-71) at Georgia (02/02/22)
Made 50 Field Goals: 57 (57-99) vs. Troy (12/10/96)
RECORD: 68 (68-101) vs. U.S. International (12/09/89)

• **FIELD GOALS ATTEMPTED** •

Attempted 80 Field Goals: 86 (48-86) vs Miss Valley State (11/25/20)
Attempted 90 Field Goals: 99 (57-99) vs. Troy (12/10/96)
Attempted 100 Field Goals: 101 (68-101) vs. US International (12/09/89)
RECORD: 101 (68-101) vs. U.S. International (12/09/89)

• **FIELD GOAL PERCENTAGE** •

Shot 60% FG: 60.9 (42-69) vs. FIU (12/01/18)
Shot 70% or Better FG: 72.7 (32-44) vs. Alabama State (12/21/83)
RECORD: 79.4 (27-34) vs. Texas Tech (1979)

• **3-POINTERS MADE** •

Made 15 3-pointers: 15 (15-28) at Georgia (02/02/22)
Made 20 3-pointers: 20 (20-40) vs Miss Valley State (11/25/20)
RECORD: 21 (21-37) vs. Troy (12/10/96)

• **3-POINTERS ATTEMPTED** •

Attempted 30 3-pointers: 33 (15-33) at South Carolina (02/03/21)
Attempted 40 3-pointers: 40 (20-40) vs Miss Valley State (11/25/20)
RECORD: 54 (19-54) vs. North Texas (12/30/98)

• **3-POINT PERCENTAGE** •

Shot 50% 3PT FG (min. 15 att): 53.6 (15-28) at Georgia (02/02/22)
Shot 60% or Better 3PT FG (min. 15 att): 61.1 (11-18) at Vanderbilt (03/06/19)
RECORD (min. 15 att): 66.7 (16-24) vs. Mississippi State (01/09/16)

• **FREE THROWS MADE** •

Made 20 Free Throws: 25 (25-31) vs LSU (03/11/22)
Made 30 Free Throws: 36 (36-54) vs LSU (03/04/20)
Made 40 Free Throws: 41 (41-49) at Kentucky (01/25/92)
RECORD: 48 (48-53) vs. Ole Miss (01/17/04)

• **FREE THROW ATTEMPTS** •

Attempted 40 Free Throws: 43 (27-43) vs Alabama (02/24/21)
Attempted 50 Free Throws: 54 (36-54) vs LSU (03/04/20)
Attempted 60 Free Throws: 65 vs. TCU (1955)
RECORD: 65 vs. TCU (1955)

• **FREE THROW PERCENTAGE** •

Shot 80% FT (min. 10 att): 88.0 (22-25) vs New Mexico State (03/19/22)
Shot 90% or Better FT (min. 10 att): 94.4 (17-18) vs. Oklahoma (12/11/21)
RECORD (min 10 att): 100 3x - Best 16-16 at Kentucky (02/27/14)

• **REBOUNDS** •

Grabbed 40 Rebounds: 44 vs Auburn (02/08/22)
Grabbed 50 Rebounds: 54 vs Lipscomb (12/05/20)
Grabbed 55-Plus Rebounds: 58 vs Oral Roberts (12/20/20)
RECORD: 77 vs. Jackson State (01/22/02)

• **ASSISTS** •

Had 25 Assists: 26 vs Central Arkansas (12/12/20)
Had 30 Assists: 32 vs. Jackson State (11/22/96)
Had 40 Assists: 40 vs. Troy (12/10/96)
RECORD: 47 vs. U.S. International (12/09/89)

• **STEALS** •

Had 15 Steals: 16 vs Central Arkansas (12/01/21)
Had 20 Steals: 24 vs. Maryland-Eastern Shore (01/02/01)
Had 25 Steals: 26 vs. Louisiana-Monroe (11/25/00)
RECORD: 26 vs. Louisiana-Monroe (11/25/00)

• **BLOCKED SHOTS** •

Had 10 Blocks: 10 vs Elon (12/21/21)
Had 13 Blocks: 14 vs. Georgia (01/29/19)
Had 15 Blocks: 15 vs. South Alabama (12/30/91)
RECORD: 18 vs. Missouri (12/05/95)

• **MOST TURNOVERS** •

Had 25 Turnovers: 25 at South Carolina (02/21/09)
Had 30 Turnovers: 32 vs. Providence (11/16/07)
RECORD: 32 vs. Providence (11/16/07)

• **FOULS** •

Committed 25 Fouls: 28 vs Missouri (01/02/21)
Committed 30 Fouls: 32 at Missouri (02/08/20)
RECORD: 38 vs. Missouri (12/04/61)

LAST TIME ARKANSAS LOWS...

• **SCORING** •

Held to 40-45 Points: 43 at Florida (01/22/11)
Held to 46-49 Points: 46 at Mississippi State (02/09/16)
Held to 50-55 Points: 53 vs. New Mexico State (03/19/19)
Held to 56-59 Points: 58 vs Tennessee (02/19/22)
Held to 19 Points or Less in a Half: 19 (1st half) at Alabama (01/16/21)

• **FIELD GOALS** •

Held to Below 20 Field Goals Made: 14 (14-51) vs New Mexico State (03/19/22)

• **FIELD GOAL PERCENTAGE** •

Held to 20-29% FG: 27.5 (14-51) vs New Mexico State (03/19/22)
Held to 30-35% FG: .305 (18-59) vs Tennessee (02/19/22)

• **3-POINTERS** •

Did not Make a 3-pointer: 0 (0-1) vs South Carolina (01/18/22)
Held to 1-2 3-PT FG Made: 1 (1-9) vs Oral Roberts (03/27/21)
Attempted Single-Digit 3-pointers: 9 (6-9) vs TCU (01/25/20)

• **3-POINT PERCENTAGE** •

Shot 10% or Worse 3PT FG: 0.0 (0-11) vs South Carolina (01/18/22)
Shot 11-19% 3PT FG: 18.8 (3-16) vs New Mexico State (3/19/22)

• **FREE THROWS** •

Made Single Digit Free Throws: 4 (4-7) at Georgia (02/02/22)
Attempted Single Digit Free Throws: 7 (4-7) at Georgia (02/02/22)

• **FREE THROW PERCENTAGE** •

Shot 40-49% FT: 47.1 (8-17) vs Southern (12/09/20)
Shot Below 40% FT: 26.7 (4-15) at Texas A&M (01/09/13)

• **REBOUNDING** •

Had 19 or Fewer Rebounds: 19 at Missouri (03/05/13)
Had 20-25 Rebounds: 25 at Texas A&M (03/07/20)

• **ASSISTS** •

Held to 6 Assists or less: 6 at Tennessee (02/11/20)

• **STEALS** •

Had 0 Steals: vs Texas Tech (03/21/21) **(only time on record)**
Had 1 Steal: 1 vs Florida (03/09/18)
Had 2-3 Steals: 2 vs New Mexico State (3/19/22)

• **BLOCKED SHOTS** •

Had No Blocked Shots: 0 vs Missouri (1/23/19)

• **FEWEST TURNOVERS** •

Had 1-4 Turnovers: 4 vs Georgia (01/29/19)
Had 5-9 Turnovers: 5 vs New Mexico State (3/19/22)

• **FOULS** •

Had Single Digit Fouls: 6 vs Mercer (11/09/21)

ARKANSAS MISCELLANEOUS...

Played in an OT game:	02/08/22 vs Auburn	W, 80-76 (OT)
Played in a 2OT game:	01/23/18 at Georgia	W, 80-77 (2 OT)
Played in a 3OT game:	02/09/80 vs Houston	L, 90-84 (3 OT)

LAST TIME AN OPPONENT HIGHS...

• SCORING •

Scored 100 Points: 106 at Tennessee (01/15/19)
Scored 110 Points: 117 at Ole Miss (12/10/73)
Scored 50 Points in 1st Half: 55 at Tennessee (01/15/19)
Scored 50 Points in 2nd Half: 56 vs LSU (03/04/20)
Scored 60 or More Points in a Half: 60 (1st half) vs. Alabama (02/28/96)

• FIELD GOALS MADE •

Made 30 Field Goals: 31 (31-61) vs Texas A&M (03/12/22)
Made 40 Field Goals: 40 (40-68) by Texas (01/05/10)
Made 45 Field Goals: 45 (45-80) vs. Pittsburgh (12/29/86)

• FIELD GOALS ATTEMPTED •

Attempted 70 Field Goals: 72 (27-72) at South Carolina (03/02/20)
Attempted 80 Field Goals: 80 (30-80) by Auburn (02/08/22)

• FIELD GOAL PERCENTAGE •

Shot 60% FG: 61.1 (15-23) vs. Auburn (02/17/16)
Shot 65% FG: 67.7 (4-65) vs. North Carolina (03/23/08)
Shot 69% FG: 69.8 (37-53) at Auburn (01/14/95)

• 3-POINTERS MADE •

Made 15 3-pointers: 15 (15-36) at Alabama (01/16/21)
Made 17 3-pointers: 17 (17-37) vs UNI (11/17/21) - TIES RECORD BY OPP (3x)

• 3-POINTERS ATTEMPTED •

Attempted 30 3-pointers: 32 (8-32) vs Auburn (02/08/22)
Attempted 35 3-pointers: 37 (17-7) vs UNI (11/17/21)

• 3-POINT PERCENTAGE •

Shot 50% 3PT FG (min 15 att): 53.3 (8-15) vs Texas A&M (03/12/22)
Shot 60% or Better 3PT FG (min 15 att): 66.7 (12-18) at Tennessee (03/05/22)

• FREE THROWS •

Made 20 Free Throws: 20 (20-30) at Tennessee (03/05/22)
Made 30 Free Throws: 34 (34-44) at Missouri (02/08/19)
Made 40 Free Throws: 40 (40-50) vs. UMass (11/25/94)

• FREE THROW ATTEMPTS •

Attempted 35 Free Throws: 39 (26-39) vs Missouri (01/02/21)
Attempted 40 Free Throws: 44 (34-44) at Missouri (02/08/18)
Attempted 50 Free Throws: 50 (39-50) vs. South Carolina (03/11/04)

• FREE THROW PERCENTAGE •

Shot 80% FT (min. 10 att): .886 (19-22) vs Oklahoma (02/18/20)
Shot 90% or Better FT (min. 10 att): .950 (19-20) vs Texas A&M (01/22/22)
Shot 100% (min. 10 att): 1.000 (14-14) vs Florida (02/16/21)

• REBOUNDING •

Grabbed 45 Rebounds: 48 at LSU (01/13/21)
Grabbed 50 Rebounds: 51 vs Missouri (01/02/21)
Grabbed 55-Plus Rebounds: 60 vs Auburn (02/08/22)
• Grabbed 20 Offensive Rebounds: 24 vs Auburn (02/08/22)

• ASSISTS •

Had 25 Assists: 25 vs. Louisville (11/17/09)
Had 30 Assists: 30 at UAB (01/27/90)

• STEALS •

Had 15 Steals: 15 at LSU (02/24/10)
Had 18 Steals: 18 vs. Alcorn State (12/02/95)

• BLOCKED SHOTS •

Had 10 Blocks: 10 at Tennessee (01/22/14)
Had 13 Blocks: 13 at Mississippi State (01/14/10)

• MOST TURNOVERS •

Had 20 Turnovers: 22 vs Colgate (03/19/21)
Had 25 Turnovers: 25 vs Central Arkansas (12/01/21)
Had 30 Turnovers: 30 vs. Louisiana-Monroe (12/31/04)

• FOULS •

Committed 30-plus Fouls: 32 vs Alabama (02/24/21)
RECORD: 36 vs. Centenary (12/04/82)

LAST TIME AN OPPONENT LOWS

• SCORING •

Held to 30-39 Points: 33 vs. Vanderbilt (01/12/13)
Held to 40-45 Points: 43 vs Missouri (01/12/22)
Held to 46-49 Points: 48 vs New Mexico State (03/19/22)
Held to 50-55 Points: 50 vs Lipscomb (12/05/20)
Held to 56-59 Points: 59 vs South Carolina (01/18/22)
Held to 15 Points or Less in 1st Half: 15 vs Missouri (01/12/22)
Held to 18 Points or Less in 2nd Half: 18 vs Savannah State (12/12/13)

• FIELD GOAL PERCENTAGE •

Held to 21% or Worse FG: .2097 (13-62) vs. Jackson State (11/22/02)
Held to 20-29% FG: .292 (14-48) vs Missouri (01/12/22)
Held to 30-35% FG: .339 (20-59) vs South Carolina (01/18/22)

• 3-POINTERS •

Did not Make a 3-pointer: 0 (0-10) by Mississippi State (02/07/15)
Held to 1 3-PT FG Made: 1 (1-13) vs Southern (12/09/20)
Held to 2-3 3-PT FG Made: 2 (2-16) vs Missouri (01/12/22)

• 3-POINT PERCENTAGE •

Shot 10% or Worse 3PT FG: 6.3 (1-16) vs Ole Miss (01/27/21)
Shot 11-16% 3PT FG: 16.7 (4-24) vs Tennessee (02/19/22)
Shot 17-19% 3PT FG: 19.0 (4-21) vs Florida (02/16/21)

• FREE THROWS •

Made 1-5 Free Throws: 3 (3-8) vs Alabama (02/24/21)
Made 6-9 Free Throws: 6 (6-10) vs New Mexico State (3/19/22)

• FREE THROW ATTEMPTS •

Attempted Single Digit Free Throws: 8 (3-8) vs Alabama (02/24/21)

• FREE THROW PERCENTAGE •

Shot Below 40% FT: 38.1 (8-21) vs. Texas State (12/22/18)
Shot 40-49% FT: 47.1 (8-17) vs Auburn (02/08/22)

• REBOUNDING •

Had 19 or Fewer Rebounds: 19 vs. Missouri-Kansas City (12/02/06)
Had 20-25 Rebounds: 21 vs Charlotte (12/07/21)

• ASSISTS •

Held 5 Assists or Fewer: 5 vs Southern (12/09/20)

• STEALS •

Had No Steals: 0 vs Vanderbilt (01/15/20)
Had 1 Steal: 1 vs Cincinnati (11/23/21)
Had 2-3 Steals: 2 vs Mississippi State (02/05/22)

• BLOCKED SHOTS •

Had No Blocked Shots: 0 (3x in 2020-21) vs Lipscomb / Southern U. / Georgia

• FEWEST TURNOVERS •

Had 0-5 Turnovers: 5 at Tennessee (01/06/21)
Had 6-9 Turnovers: 6 vs New Mexico State (3/19/22)

• FOULS •

Had Single Digit Fouls: 8 at Michigan (12/08/12)
Committed 10-14 Fouls: 14 vs UNI (11/17/21)

GAME 1						64	Mercer	36	25	64	74		
				#15/16 ARKANSAS		28	46	74					
Nov. 9, 2021 • Fayetteville, Ark. • Bud Walton Arena													

Mercer 61 • 0-1

#	Player		Total		3-Ptr	Rebounds			PF	TP	A	TO	Blk	Stl	Min	
			FG-FGA	FG-FGA	FT-FTA	Off	Def	Tot								
22	Felipe Haase	f	4-7	2-4	0-0	1	2	3	4	10	3	2	0	1	38	
23	James Glisson III	f	4-5	4-5	0-0	1	3	4	1	12	2	3	2	2	31	
02	Neftali Alvarez	g	4-13	0-6	0-3	0	3	3	4	8	6	3	0	1	32	
20	Jalen Johnson	g	3-8	3-6	0-0	0	2	2	2	9	3	4	0	2	24	
25	Shawn Walker Jr.	g	3-9	2-6	2-3	0	4	4	2	10	2	3	0	0	36	
01	Kamar Robertson		5-7	2-4	0-0	0	1	1	3	12	0	1	0	0	24	
03	Shannon Grant		0-1	0-0	0-0	0	0	0	0	0	0	1	0	0	3	
11	Jovan Tucker		0-1	0-0	0-0	1	1	2	0	0	1	0	0	1	12	
Team						1	2	3				1				
Totals			23-51	13-31	2-6	4	18	22	16	61	17	18	2	7	200	
FG % 1st Half: 13-27			48.1%	2nd half: 10-24	41.7%	Game: 23-51		45.1%								Deadball
3FG % 1st Half: 8-17			47.1%	2nd half: 5-14	35.7%	Game: 13-31		41.9%								Rebounds
FT % 1st Half: 2-5			40.0%	2nd half: 0-1	0.0%	Game: 2-6		33.3%								2.1

Arkansas 74 • 1-0

#	Player		Total		3-Ptr	Rebounds			PF	TP	A	TO	Blk	Stl	Min
			FG-FGA	FT-FTA	FG-FGA	FT-FTA	Off	Def							
00	Stanley Umude	g	3-7	0-1	0-0	1	2	3	0	6	1	1	0	0	17
01	JD Notae	g	11-26	5-14	3-4	0	2	2	1	30	2	2	0	7	39
02	Khalen Robinson	g	0-2	0-2	0-0	0	2	2	1	0	0	0	0	0	9
04	Davonte Davis	g	0-0	0-0	0-0	0	4	4	1	0	1	5	0	3	34
05	Au'Diese Toney	g	7-9	0-1	4-6	5	6	11	0	18	2	1	0	1	37
03	Trey Wade	g	0-0	0-0	0-0	0	0	0	0	0	0	0	0	0	7
10	Jaylin Williams	g	1-4	0-2	2-4	3	5	8	2	4	5	4	2	1	30
11	Chris Lykes	g	4-7	1-1	7-8	0	2	2	1	16	1	1	0	0	26
20	Kamani Johnson	g	0-0	0-0	0-0	1	0	1	0	0	1	1	0	0	1
Team						1	1	2							
Totals			26-55	6-21	16-22	11	24	35	6	74	13	15	2	12	200
FG % 1st Half: 10-26			38.5%	2nd half: 16-29	55.2%	Game: 26-55		47.3%	Deadball Rebounds: 5.2						
3FG % 1st Half: 3-12			25.0%	2nd half: 3-9	33.3%	Game: 6-21		28.6%							
FT % 1st Half: 5-9			55.6%	2nd half: 11-13	84.6%	Game: 16-22		72.7%							

Officials: Michael Swoboda, Todd Austin, Mike Nance

Technical fouls: Mercer-None. Arkansas-None.

Attendance: 19200

Score by periods	1st	2nd	Total
Mercer	36	25	61
Arkansas	28	46	74

Last FG - MERCER 2nd-00:11, ARK 2nd-01:43.

Largest lead - MERCER by 10 1st-02:57, ARK by 15 2nd-00:19.

MERCER led for 13:26, ARK led for 24:21. Game was tied for 02:13.

	In Paint	Off T/O	2nd Chance	Fast Break	Bench
Points MERCER	8	10	3	0	12
ARK	36	21	13	14	20

Score tied - 4 times.

Lead changed - 10 times.

GAME 3			80	Northern Iowa	38	42	80	93	
			#15/16 ARKANSAS		40	53	93		
Nov. 17, 2021 • Fayetteville, Ark. • Bud Walton Arena									

Northern Iowa 80 • 1-3

#	Player	Total		3-Ptr		Rebounds			PF	TP	A	TO	Blk	Stl	Min
		FG-FGA	FG-FGA	FT-FTA	Off	Def	Tot								
50	Austin Phye	f	0-3	0-1	0-0	0	3	3	0	0	2	2	1	0	18
00	Nate Heise	g	5-8	2-4	4-6	0	6	6	1	16	3	0	1	1	33
03	Tywhon Pickford	g	2-4	1-1	0-2	2	3	5	3	5	4	2	0	0	22
04	AJ Green	g	6-21	4-13	0-0	0	4	4	1	16	1	2	0	0	37
11	Trae Berhow	g	7-13	7-11	2-2	0	6	6	5	23	1	0	0	2	40
01	Cole Henry		2-4	0-0	0-0	2	3	5	0	4	4	2	0	0	12
13	Bowen Born		2-4	1-3	1-1	0	1	1	3	6	1	2	0	0	18
22	Antwan Kimmons		1-4	0-0	0-0	0	0	0	1	2	0	1	0	0	10
23	Derek Krogmann		0-0	0-0	0-0	0	0	0	0	0	0	0	0	0	0+
32	Tytan Anderson		0-0	0-0	0-0	0	0	0	0	0	0	0	0	0	0+
33	Drew Daniel		0-0	0-0	0-0	0	0	0	0	0	0	0	0	0	0+
34	James Betz		0-1	0-1	0-0	0	0	0	0	0	0	0	0	0	0+
35	Noah Carter		2-5	2-3	2-2	2	1	3	0	8	1	1	0	0	10
Team						3	2	5							
Totals			27-67	17-37	9-13	9	29	38	14	80	17	12	2	3	200
FG % 1st Half: 13-32		40.6%	2nd half: 14-35	40.0%	Game: 27-67	40.3%									Deadball Rebounds 2
3FG % 1st Half: 9-17		52.9%	2nd half: 8-20	40.0%	Game: 17-37	45.9%									
FT % 1st Half: 3-6		50.0%	2nd half: 6-7	85.7%	Game: 9-13	69.2%									

Arkansas 93 • 3-0

#	Player		Total		3-Ptr		Rebounds			PF	TP	A	TO	Blk	Stl	Min
			FG-FGA	FG-FGA	FT-FTA	Off	Def	Tot								
10	Jaylin Williams	f	5-8	1-1	0-2	3	3	6	2	11	7	0	3	1	23	
23	Connor Vanover	f	1-4	0-2	0-0	0	1	1	0	2	0	0	1	0	5	
01	JD Notae		7-14	1-7	2-2	1	7	8	1	17	9	1	0	2	39	
04	Davonte Davis	g	4-8	2-4	0-0	1	3	4	3	10	1	0	0	1	23	
05	Au'Diese Toney	g	4-6	1-1	4-4	0	6	6	2	13	0	0	1	1	38	
00	Stanley Umude		4-10	1-2	1-2	1	8	9	2	10	1	1	1	1	29	
03	Trey Wade		2-3	0-0	0-0	0	0	0	0	4	1	1	0	0	12	
11	Chris Lykes		8-16	4-7	6-7	0	1	1	0	26	2	2	0	1	31	
	Team					1	3	4								
Totals			35-69	10-24	13-17	7	32	39	14	93	21	5	6	7	200	
FG % 1st Half: 17-38			44.7%	2nd half: 18-31	58.1%	Game: 35-69		50.7%	Deadball Rebounds: 2.1							
3FG % 1st Half: 6-16			37.5%	2nd half: 4-8	50.0%	Game: 10-24		41.7%								
FT % 1st Half: 0-3			0.0%	2nd half: 13-14	92.9%	Game: 13-17		76.5%								

Officials: Wil Howard, Rob Rorke, Terry Wymmer

Technical fouls: Northern Iowa-None. Arkansas-None.

Attendance: 19200

Score by periods	1st	2nd	Total
Northern Iowa	38	42	80
Arkansas	40	53	93

Last FG - UNI 2nd-03:13, ARK 2nd-01:27.

Largest lead - UNI by 6 1st-05:49, ARK by 13 2nd-00:18.

UNI led for 11:06, ARK led for 23:08. Game was tied for 05:43.

	In Paint	Off T/O	2nd Chance	Fast Break	Bench
Points UNI	16	8	16	12	20
ARK	42	22	11	20	40

Score tied - 10 times.

Lead changed - 18 times.

GAME 2			69	Gardner-Webb	26	43	69	86	
	#15/16 ARKANSAS			42	44	86			
	Nov. 13, 2021 • Fayetteville, Ark. • Bud Walton Arena								

Gardner-Webb 69 • 0-2

#	Player	Total		3-Ptr		Rebounds			PF	TP	A TO	
---	--------	-------	--	-------	--	----------	--	--	----	----	------	--

GAME 5 ESPN 2			67 Cincinnati #12/13 ARKANSAS	30 37 26 47		67 73	
Nov. 23, 2021 • Kansas City, Mo. • T-Mobile Center							

Cincinnati 67 • 5-1

#	Player	Total		3-Ptr		Rebounds			PF	TP	A TO Blk			Stl	Min
		FG-FGA	FG-FGA	FT-FTA	FT-FTA	Off	Def	Tot							
00	Abdul Ado	f	1-3	0-0	2-2	1	3	4	2	4	0	0	2	0	13
05	David DeJulius	g	8-16	2-8	6-6	0	0	0	2	24	1	3	0	1	31
15	John Newman III	g	2-7	2-4	1-3	0	5	5	3	7	1	0	0	0	30
23	Mika Adams-Woods	g	2-8	1-4	0-0	0	3	3	3	5	1	0	0	0	17
24	Jeremiah Davenport	g	0-4	0-2	0-0	0	1	1	3	0	0	2	0	0	22
03	Mike Saunders Jr.	g	3-7	1-2	2-2	0	1	1	3	9	5	4	0	0	28
25	Hayden Koval	g	2-5	2-4	0-0	0	2	2	3	6	0	0	1	0	13
30	Viktor Lakhin	g	2-3	0-0	0-0	0	4	4	4	4	0	5	2	0	15
32	Jarrett Hensley	g	1-1	0-0	0-0	1	1	2	0	2	0	0	0	0	4
33	Ody Oguama	g	2-4	0-0	0-0	4	6	10	4	4	0	0	0	0	17
45	Mason Madsen	g	1-1	0-0	0-0	0	0	0	1	2	0	0	0	0	10
Team						0	0	0							
Totals			24-59	8-24	11-13	6	26	32	28	67	8	14	5	1	200
FG % 1st Half:		11-32	34.4%	2nd half:	13-27	48.1%	Game:	24-59	40.7%	Deadball Rebounds 2.1					
3FG % 1st Half:		4-14	28.6%	2nd half:	4-10	40.0%	Game:	8-24	33.3%						
FT % 1st Half:		4-4	100.0%	2nd half:	7-9	77.8%	Game:	11-13	84.6%						

Arkansas 73 • 5-0

#	Player	Total		3-Ptr		Rebounds			PF	TP	A TO Blk			Stl	Min
		FG-FGA	FG-FGA	FT-FTA	FT-FTA	Off	Def	Tot							
10	Jaylin Williams	f	1-3	0-2	3-6	3	8	11	3	5	4	3	0	2	35
23	Connor Vanover	f	4-8	0-1	0-0	1	5	6	1	8	0	0	1	0	17
01	JD Notae	g	4-17	2-7	3-4	1	3	4	2	13	1	2	1	2	39
04	Davonte Davis	g	3-12	0-2	2-2	2	3	5	3	8	3	3	0	0	25
05	Au'Diese Toney	g	6-9	0-0	7-8	6	3	9	2	19	1	1	0	1	37
00	Stanley Umude	g	2-5	0-1	0-0	0	1	1	0	4	0	1	0	1	8
03	Trey Wade	g	0-0	0-0	1-2	1	2	3	0	1	0	0	0	0	4
11	Chris Lykes	g	3-12	1-4	8-10	1	0	1	3	15	3	0	0	0	31
20	Kamani Johnson	g	0-0	0-0	0-0	2	0	2	1	0	0	1	1	0	4
Team						1	3	4							
Totals			23-66	3-17	24-32	18	28	46	15	73	12	11	3	6	200
FG % 1st Half:		10-34	29.4%	2nd half:	13-32	40.6%	Game:	23-66	34.8%	Deadball Rebounds 6.1					
3FG % 1st Half:		0-10	0.0%	2nd half:	3-7	42.9%	Game:	3-17	17.6%						
FT % 1st Half:		6-9	66.7%	2nd half:	18-23	78.3%	Game:	24-32	75.0%						

Officials: Sceltz, Pollard, Simons

Technical fouls: Cincinnati-None. Arkansas-None.

Attendance: 7255

Score by periods	1st	2nd	Total
Cincinnati	30	37	67
Arkansas	26	47	73

Last FG - UC 2nd-03:08, ARK 2nd-02:51.

Largest lead - UC by 4 1st-01:20, ARK by 6 1st-14:43.

UC led for 16:41. ARK led for 18:28. Game was tied for 04:51.

Score tied - 11 times.

Lead changed - 14 times.

GAME 7 ESPN 2			60 Central Arkansas #9/10 ARKANSAS	35 25 41 56	60 97	
Dec. 1, 2021 • Fayetteville, Ark. • Bud Walton Arena						

Central Arkansas 60 • 1-7

#	Player	Total		3-Ptr		Rebounds			PF	TP	A TO Blk			Stl	Min
		FG-FGA	FG-FGA	FT-FTA	FT-FTA	Off	Def	Tot							
04	Darius Hall	f	5-9	2-2	0-1	0	3	3	1	12	3	4	0	0	28
14	Jared Chatham	f	1-2	0-0	0-0	0	4	4	3	2	2	2	0	0	20
14	Collin Cooper	g	5-9	3-5	0-0	0	3	3	5	13	2	6	0	1	25
23	Camren Hunter	g	4-12	2-4	2-5	1	4	5	2	12	2	7	0	4	29
34	Jaxson Baker	g	1-6	1-4	1-2	0	0	0	1	4	0	0	0	0	23
00	SK Shittu	g	1-2	0-1	0-0	0	2	2	1	2	0	0	0	1	10
01	ibbe Klintman	g	1-2	0-1	2-3	0	2	2	0	4	0	2	0	0	8
11	Vincent Reeves	g	3-4	0-1	0-0	1	1	2	2	6	0	1	0	0	11
13	Eddy Kayouloud	g	1-7	1-2	1-2	0	5	5	1	4	2	0	0	0	28
20	Brendan Simmons	g	0-0	0-0	0-0	0	0	0	0	0	0	0	0	0	2
21	Jonas Munson	g	0-0	0-0	0-0	0	0	0	0	0	0	0	0	0	2
25	Elias Cato	g	0-2	0-1	1-2	0	1	1	3	1	0	0	1	0	14
Team						3	1	4							
Totals			22-55	9-21	7-15	5	26	31	19	60	13	25	1	6	200
FG % 1st Half:		13-28	46.4%	2nd half:	9-27	33.3%	Game:	22-55	40.0%	Deadball Rebounds 2					
3FG % 1st Half:		7-10	70.0%	2nd half:	2-11	18.2%	Game:	9-21	42.9%						
FT % 1st Half:		2-4	50.0%	2nd half:	5-11	45.5%	Game:	7-15	46.7%						

Arkansas 97 • 7-0

#	Player	Total		3-Ptr		Rebounds			PF	TP	A TO Blk			Stl	Min
		FG-FGA	FG-FGA	FT-FTA	FT-FTA	Off	Def	Tot							
10	Jaylin Williams	f	4-6	0-1	0-0	2	11	13	3	8	2	1	2	2	28
23	Connor Vanover	f	1-1	0-0	0-2	1	2	3	0	2	1	1	0	1	9
01	JD Notae	g	4-10	1-4	1-2	0	4	4	2	10	6	3	0	3	26
04	Davonte Davis	g	6-9	0-0	4-7	1	5	6	3	16	3	2	0	2	26
05	Au'Diese Toney	g	7-8	0-0	2-3	0	2	2	1	16	3	0	1	1	20
00	Stanley Umude	g	7-15	1-3	2-6	5	3	8	2	17	1	3	2	2	24
02	Khalen Robinson	g	2-6	1-3	1-2	1	1	2	2	6	1	1	0	1	9
03	Trey Wade	g	2-3	0-0	0-0	1	3	4	0	4	0	1	0	1	8
11	Chris Lykes	g	3-7	0-4	3-4	0	0	0	1	9	5	0	0	2	21
13	Chance Moore	g	0-1	0-0	0-0	0	0	0	0	0	0	0	0	0	2
14	Jaxson Robinson	g	3-6	1-3	0-0	1	0	1	1	7	0	0	0	0	16
20	Kamani Johnson	g	1-1	0-0	0-0	0	2	2	2	2	0	0	0	1	9
45	Lawson Blake	g	0-0	0-0	0-0	0	0	0	0	0	0	0	0	0	2
Team						1	1	2							
Totals			40-73	4-18	13-26	13	34	47	17	97	22	12	5	16	200
FG % 1st Half:		15-29	51.7%	2nd half:	25-44	56.8%	Game:	40-73	54.8%	Deadball Rebounds 7					
3FG % 1st Half:		3-8	37.5%	2nd half:	1-10	10.0%	Game:	4-18	22.2%						
FT % 1st Half:		8-20	40.0%	2nd half:	5-6	83.3%	Game:	13-26	50.0%						

Officials: Nathan Bemis,Vladimir Voyard-Tadal,Anthony Jordan

Technical fouls: Central Arkansas-None. Arkansas-None.

Attendance: 19200

Score by periods	1st	2nd	Total
Central Arkansas	35	25	60
Arkansas	41	56	97

Last FG - UCA 2nd-00:57, ARK 2nd-00:02.

Largest lead - UCA by 2 1st-08:19, ARK by 37 2nd-00:49.

UCA led for 00:42. ARK led for 37:27. Game was tied for 01:51.

Score tied - 3 times.

Lead changed - 4 times.

GAME 6 SEC			60 Penn #12/13 ARKANSAS	26 34 37 39	60 76	
Nov. 28, 2021 • Bud Walton Arena • Fayetteville, Ark.						

Penn 60 • 3-6

#	Player		Total		3-Ptr		Rebounds			PF	TP	A TO Blk			Stl	Min
			FG-FGA	FG-FGA	FT-FTA	Off	Def	Tot								
13	Nick Spinoso	f	0-0	0-0	0-0	0	0	0	0	0	1	0	0	1	3	
14	Max Martz	f	2-10	0-5	0-0	1	12	13	3	4	1	1	0	0	36	
00	Clark Slajchert	g	9-15	3-8	4-5	0	0	0	3	25	0	3	0	2	33	
02	Jonah Charles	g	2-9	2-7	0-0	0	0	0	2	6	1	3	0	1	33	
05	Jelani Williams	g	1-5	1-2	0-1	0	3	3	1	3	1	2	0	0	17	
11	Michael Moshkovitz		0-5	0-1	1-2	1	3	4	3	1	5	3	1	4	32	
12	Gus Larson		0-0	0-0	0-0	0	0	0	0	0	0	0	0	0	0+	
15	Andrew Laczkowski		1-1	0-0	0-0	0	0	0	0	2	0	0	0	0	0+	
21	Bryce Washington		1-3	0-2	0-0	0	1	2	0	2	1	0	0	0	11	
22	Lucas Monroe		4-6	0-0	0-8	1	3	4	2	14	0	2	0	1	27	
40	George Smith		1-3	1-2	0-0	0	0	0	0	3	1	0	0	0	8	
	Team					2	0	2				1				
Totals			21-57	7-27	11-16	6	22	28	14	60	11	15	1	9	200	
FG % 1st Half: 11-29			37.9%	2nd half: 10-28	35.7%	Game: 21-57		36.8%	Deadball Rebounds 2.2							
3FG % 1st Half: 4-14			28.6%	2nd half: 3-13	23.1%	Game: 7-27		25.9%								
FT % 1st Half: 0-1			0.0%	2nd half: 11-15	73.3%	Game: 11-16		68.8%								

GAME 9			66	Charlotte	31	35	66	86	
			#10/12 ARKANSAS		41	45	86		
Dec. 7, 2021 • Bud Walton Arena • Fayetteville, Ark.									

Charlotte 66 • 4-4

#	Player	Total		3-Ptr		Rebounds			PF	TP	A TO		Blk	Stl	Min
		FG-FGA	FG-FGA	FT-FTA	FT-FTA	Off	Def	Tot							
20	Robert Braswell	f	3-7	1-5	0-0	0	2	2	3	7	0	0	0	1	22
15	Aly Khalifa	c	3-8	1-3	2-2	1	2	3	3	9	2	1	2	0	28
00	Clyde Trapp	e	2-2	0-0	0-0	0	4	4	1	4	4	3	0	2	31
01	Jahmir Young	e	4-14	0-5	2-2	0	4	4	0	10	5	3	0	1	35
02	Austin Butler	e	5-10	2-4	2-2	2	4	6	4	14	1	3	0	1	35
05	Marvin Cannon	e	2-3	0-1	0-0	1	0	1	2	4	0	0	0	0	7
12	Jackson Threadgill	e	2-4	0-1	0-0	0	0	0	3	4	0	0	0	0	16
24	Isaiah Folkles	e	0-1	0-1	2-2	0	1	1	0	2	0	1	0	0	5
25	Jared Garcia	e	3-5	1-2	2-3	0	0	0	0	9	2	0	0	0	11
35	Luka Vasic	e	1-2	1-2	0-0	0	0	0	1	3	1	1	1	0	10
	Team					0	0	0							
Totals			25-56	6-24	10-11	4	17	21	17	66	15	12	3	5	200
FG % 1st Half:		12-25	48.0%	2nd half:	13-31	41.9%	Game:	25-56	44.6%						
3FG % 1st Half:		2-10	20.0%	2nd half:	4-14	28.6%	Game:	6-24	25.0%						
FT % 1st Half:		5-5	100.0%	2nd half:	5-6	83.3%	Game:	10-11	90.9%						

Arkansas 86 • 9-0

#	Player	Total		3-Ptr		Rebounds			PF	TP	A TO		Blk	Stl	Min
		FG-FGA	FG-FGA	FT-FTA	FT-FTA	Off	Def	Tot							
10	Jaylin Williams	f	7-9	0-1	1-1	2	6	8	3	15	2	2	0	3	32
23	Connor Vanover	f	3-5	0-1	0-0	1	0	1	1	6	0	0	2	0	8
01	JD Notae	e	9-18	1-6	4-5	0	10	10	1	23	1	2	0	4	37
04	Davonte Davis	e	7-12	0-0	4-7	2	2	4	4	18	8	5	0	1	35
05	Au'Diese Toney	e	1-1	0-0	4-4	3	4	7	1	6	0	3	1	0	37
00	Stanley Umude	e	0-6	0-1	0-0	2	1	3	2	0	0	0	0	0	10
02	Khalen Robinson	e	1-1	1-1	0-0	0	0	0	0	3	0	0	0	0	1
03	Trey Wade	e	0-2	0-0	0-0	1	0	1	1	0	0	0	0	0	3
11	Chris Lykes	e	5-8	1-2	2-3	0	2	2	0	13	3	1	0	1	29
14	Jaxson Robinson	e	1-2	0-1	0-0	0	0	0	0	2	0	0	0	0	5
20	Kamani Johnson	e	0-0	0-0	0-0	0	0	0	0	0	0	0	0	0	3
	Team					4	1	5							
Totals			34-64	3-13	15-20	15	26	41	13	86	14	13	3	9	200
FG % 1st Half:		17-38	44.7%	2nd half:	17-26	65.4%	Game:	34-64	53.1%						
3FG % 1st Half:		2-7	28.6%	2nd half:	1-6	16.7%	Game:	3-13	23.1%						
FT % 1st Half:		5-8	62.5%	2nd half:	10-12	83.3%	Game:	15-20	75.0%						

Officials: Robert Felder,Olandis Poole,Joe Lindsey
Technical fouls: Charlotte-None. Arkansas-None.
Attendance: 19200

Score by periods	1st	2nd	Total
Charlotte	31	35	66
Arkansas	41	45	86

Last FG - CLT 2nd-00:51, ARK 2nd-00:36.

Largest lead - CLT by 3 1st-18:48, ARK by 20 2nd-00:36.

CLT led for 04:05. ARK led for 34:12. Game was tied for 01:43.

Score tied - 2 times.
Lead changed - 5 times.

GAME 11 NO TV		89	Hofstra	40	49	89	81	
		#19/24	ARKANSAS	32	49	81		
Dec. 18, 2021 • Simmons Bank Arena • N. Little Rock, Ark.								

Hofstra 89 • 7-5

#	Player	Total		3-Ptr		Rebounds			PF	TP	A TO		Blk	Stl	Min
		FG-FGA	FG-FGA	FT-FTA	FT-FTA	Off	Def	Tot							
35	Abayomi Iyola	f	7-11	0-0	4-6	4	10	14	3	18	1	2	0	1	29
00	Darlinstone Dubar	e	5-13	1-4	0-0	0	5	5	0	11	2	1	0	5	40
04	Aaron Estrada	e	7-12	0-2	8-8	3	7	10	1	22	8	2	0	0	34
15	Omar Silverio	e	2-9	1-5	2-3	0	5	5	2	7	2	1	0	1	33
20	Jalen Ray	e	7-13	4-8	4-4	0	1	1	2	22	2	1	0	1	31
01	Caleb Burgess	e	1-1	1-1	0-0	0	0	0	0	3	0	1	0	1	5
11	Jaquan Carlos	e	1-4	0-2	2-2	0	3	3	0	4	2	3	0	0	17
23	Kvonn Cramer	e	1-2	0-0	0-0	0	1	1	1	2	0	0	0	0	11
	Team					1	0	1							
Totals			31-65	7-22	20-23	8	32	40	9	89	17	11	0	9	200
FG % 1st Half:		14-33	42.4%	2nd half:	17-32	53.1%	Game:	31-65	47.7%						
3FG % 1st Half:		5-14	35.7%	2nd half:	2-8	25.0%	Game:	7-22	31.8%						
FT % 1st Half:		7-8	87.5%	2nd half:	13-15	86.7%	Game:	20-23	87.0%						

Arkansas 81 • 9-2

#	Player	Total		3-Ptr		Rebounds			PF	TP	A TO		Blk	Stl	Min
		FG-FGA	FG-FGA	FT-FTA	FT-FTA	Off	Def	Tot							
10	Jaylin Williams	f	3-5	0-0	0-1	1	7	8	1	6	3	2	2	0	26
00	Stanley Umude	e	3-9	0-4	0-0	0	5	5	0	6	3	2	2	0	29
02	Khalen Robinson	e	1-3	1-3	0-0	0	0	0	2	3	4	0	0	0	3
04	Davonte Davis	e	3-11	0-1	3-3	1	3	4	5	9	4	1	0	1	30
05	Au'Diese Toney	e	3-6	0-1	3-4	3	4	7	2	9	0	2	1	1	37
01	JD Notae	e	8-16	4-9	0-0	0	6	6	5	20	2	6	0	2	33
03	Trey Wade	e	0-0	0-0	0-0	0	1	1	0	0	0	0	0	0	10
11	Chris Lykes	e	5-11	4-9	5-5	0	0	0	5	19	0	2	0	3	25
14	Jaxson Robinson	e	3-4	3-4	0-0	0	0	0	0	9	1	0	0	0	7
	Team					1	1	2							
Totals			29-65	12-31	11-13	6	27	33	20	81	17	15	5	7	200
FG % 1st Half:		11-31	35.5%	2nd half:	18-34	52.9%	Game:	29-65	44.6%						
3FG % 1st Half:		3-14	21.4%	2nd half:	9-17	52.9%	Game:	12-31	38.7%						
FT % 1st Half:		7-9	77.8%	2nd half:	4-4	100.0%	Game:	11-13	84.6%						

Officials: Robert Felder,John Hampton,Rob Rorke
Technical fouls: Hofstra-None. Arkansas-None.
Attendance: 14685

Score by periods	1st	2nd	Total
Hofstra	40	49	89
Arkansas	32	49	81

Last FG - HOF 2nd-00:32, ARK 2nd-00:08.

Largest lead - HOF by 14 2nd-08:26, ARK by 3 1st-13:42.

HOF led for 35:46. ARK led for 00:43. Game was tied for 03:31.

Score tied - 4 times.
Lead changed - 4 times.

GAME 10		66	#10/12 ARKANSAS	33	33	66	88	
ESPN 2			RV/RV Oklahoma		39	49	88	
Dec. 11, 2021 • Tulsa, Okla. • BOK Center								

Arkansas 66 • 9-1

#	Player		Total		3-Ptr	Rebounds			PF	TP					Min
			FG-FGA	FG-FGA	FT-FTA	Off	Def	Tot			A	TO	Blk	Stl	
10	Jaylin Williams	f	2-6	1-2	2-3	3	4	7	3	7	1	4	1	0	27
23	Connor Vanover	f	0-1	0-1	0-0	0	1	1	0	0	0	0	1	0	4
01	JD Notae	g	3-14	2-7	5-5	0	3	3	4	13	3	1	1	2	39
04	Davonte Davis	g	9-21	4-8	4-4	0	5	5	3	26	3	1	0	0	39
05	Au'Diese Toney	g	2-4	0-0	2-2	2	3	5	1	6	1	2	0	2	35
00	Stanley Umude		3-7	0-3	2-2	3	1	4	4	8	0	3	0	1	26
02	Khalen Robinson		0-0	0-0	0-0	0	0	0	0	0	0	0	0	0	0+
03	Trey Wade		0-0	0-0	0-0	0	0	0	0	0	0	0	0	0	0+
11	Chris Lykes		2-8	0-3	2-2	0	1	1	3	6	2	1	0	1	30
	Team					1	2	3							
Totals			21-61	7-24	17-18	9	20	29	18	66	10	14	3	6	200
FG % 1st Half: 12-28			42.9%	2nd half: 9-33	27.3%	Game: 21-61			34.4%						Deadball Rebounds 1
3FG % 1st Half: 4-11			36.4%	2nd half: 3-13	23.1%	Game: 7-24			29.2%						
FT % 1st Half: 5-5			100.0%	2nd half: 12-13	92.3%	Game: 17-18			94.4%						

GAME 13		68 --RV ARKANSAS Mississippi State	31 37 33 48	68 81 81	
Dec. 29, 2021 • Starkville, Miss. • Humphrey Coliseum					

Arkansas 68 • 10-3,0-1 SEC

#	Player	Total		3-Ptr		Rebounds			PF	TP	A TO		Blk	Stl	Min
		FG-FGA	FG-FGA	FT-FTA	FT-FTA	Off	Def	Tot							
03	Trey Wade	f	1-2	1-1	0-0	0	0	0	2	3	1	1	0	0	22
10	Jaylin Williams	f	4-10	0-3	1-2	2	5	7	2	9	6	2	3	0	36
04	Davonte Davis	f	7-12	1-4	0-1	0	5	5	4	15	4	2	0	2	26
11	Chris Lykes	f	3-9	1-4	3-3	0	0	0	2	10	2	4	0	1	24
14	Jaxson Robinson	f	2-7	2-7	0-0	1	6	7	3	6	1	2	0	0	31
00	Stanley Umude	f	7-12	2-4	3-4	1	2	3	3	19	0	1	1	2	26
02	Khalen Robinson	f	0-3	0-3	0-0	1	0	1	2	0	1	1	0	0	11
05	Au'Diese Toney	f	1-3	1-1	3-4	1	0	1	2	6	0	2	0	0	18
23	Connor Vanover	f	0-1	0-0	0-0	1	0	1	0	0	0	1	0	0	6
Team						4	2	6			1				
Totals			25-59	8-27	10-14	11	20	31	20	68	15	17	4	5	200
FG % 1st Half:		11-28	39.3%	2nd half:	14-31	45.2%	Game:	25-59	42.4%	Deadball Rebounds 3					
3FG % 1st Half:		5-13	38.5%	2nd half:	3-14	21.4%	Game:	8-27	29.6%						
FT % 1st Half:		4-5	80.0%	2nd half:	6-9	66.7%	Game:	10-14	71.4%						

Mississippi State 81 • 10-3,1-0 SEC

#	Player	Total		3-Ptr		Rebounds			PF	TP	A TO		Blk	Stl	Min
		FG-FGA	FG-FGA	FT-FTA	FT-FTA	Off	Def	Tot							
10	Garrison Brooks	f	0-6	0-2	2-2	3	7	10	1	2	1	0	0	1	28
13	D.J. Jeffries	f	4-12	1-5	1-3	0	3	3	1	10	2	0	1	0	29
35	Tolu Smith	f	5-8	0-0	8-10	4	2	6	1	18	0	2	0	5	26
01	Iverson Molinar	f	5-10	0-2	6-8	1	3	4	3	16	5	4	1	0	33
03	Shakeel Moore	f	5-8	3-4	2-2	0	2	2	3	15	5	2	0	4	34
00	Rocket Watts	f	3-4	0-1	1-1	0	0	0	1	7	0	0	0	0	8
02	Javian Davis	f	2-5	0-0	2-2	5	3	8	1	6	0	1	0	0	14
04	Cameron Matthews	f	0-0	0-0	0-0	0	1	1	1	0	1	0	0	0	12
05	Cam Carter	f	0-3	0-2	0-0	0	1	1	0	0	1	1	0	1	5
11	Andersson Garcia	f	3-3	1-1	0-0	1	0	1	0	7	0	1	1	1	11
Team						1	2	3			1				
Totals			27-59	5-17	22-28	15	24	39	12	81	15	12	3	12	200
FG % 1st Half:		12-29	41.4%	2nd half:	15-30	50.0%	Game:	27-59	45.8%	Deadball Rebounds 3					
3FG % 1st Half:		2-9	22.2%	2nd half:	3-8	37.5%	Game:	5-17	29.4%						
FT % 1st Half:		7-9	77.8%	2nd half:	15-19	78.9%	Game:	22-28	78.6%						

Officials: Rob Rorke,Tony Greene,Doug Shows

Technical fouls: Arkansas-None, Mississippi State-None.

Attendance: 6629

Score by periods	1st	2nd	Total
Arkansas	31	37	68
Mississippi State	33	48	81

Points	In Paint	Off T/O	2nd Chance	Fast Break	Bench
ARK	32	12	6	9	25
MSU	32	25	14	13	20

Last FG - ARK 2nd-00:18, MSU 2nd-03:14.

Largest lead - ARK by 5 1st-12:12, MSU by 16 2nd-04:57.

ARK led for 05:52. MSU led for 28:15. Game was tied for 05:53.

Score tied - 7 times.

Lead changed - 6 times.

GAME 15		81 --RV ARKANSAS Texas A&M	35 46 37 49	81 86 86	
Jan. 8, 2022 • Bryan-College Station, Texas • Reed Arena					

Arkansas 81 • 10-5,0-3 SEC

#	Player	Total		3-Ptr		Rebounds			PF	TP	A TO		Blk	Stl	Min
		FG-FGA	FG-FGA	FT-FTA	FT-FTA	Off	Def	Tot							
10	Jaylin Williams	f	5-8	0-1	0-0	1	10	11	2	10	2	4	2	1	30
00	Stanley Umude	f	4-8	1-3	1-2	1	2	3	5	10	1	1	1	0	23
01	JD Notae	f	11-23	5-8	4-7	2	3	5	2	31	3	5	0	2	38
05	Au'Diese Toney	f	4-11	0-0	1-2	4	2	6	4	9	0	1	0	0	29
14	Jaxson Robinson	f	0-2	0-1	0-0	1	0	1	0	0	0	1	1	0	9
02	Khalen Robinson	f	0-0	0-0	0-0	0	0	0	1	0	0	0	0	0	1
03	Trey Wade	f	0-0	0-0	0-0	1	0	1	0	0	0	1	0	0	4
04	Davonte Davis	f	2-10	0-4	9-10	4	3	7	3	13	7	4	0	1	37
11	Chris Lykes	f	0-3	0-2	1-2	0	0	0	2	1	2	1	0	0	10
20	Kamani Johnson	f	1-1	0-0	5-6	4	4	8	4	7	1	0	1	1	19
Team						2	2	4							
Totals			27-66	6-19	21-29	20	26	46	23	81	16	18	5	5	200
FG % 1st Half:		14-33	42.4%	2nd half:	13-33	39.4%	Game:	27-66	40.9%	Deadball Rebounds 0					
3FG % 1st Half:		3-12	25.0%	2nd half:	3-7	42.9%	Game:	6-19	31.6%						
FT % 1st Half:		4-8	50.0%	2nd half:	17-21	81.0%	Game:	21-29	72.4%						

Texas A&M 86 • 13-2,2-0 SEC

#	Player	Total		3-Ptr		Rebounds			PF	TP	A TO		Blk	Stl	Min
		FG-FGA	FG-FGA	FT-FTA	FT-FTA	Off	Def	Tot							
10	Ethan Henderson	f	2-4	0-0	0-0	1	1	2	5	4	0	0	1	0	17
15	Henry Coleman III	f	5-6	0-0	4-6	2	7	9	2	14	1	1	1	1	26
01	Marcus Williams	f	2-11	1-5	4-6	0	3	3	4	9	3	4	1	2	32
20	Andre Gordon	f	5-5	2-2	1-2	0	1	1	2	13	4	2	2	1	31
23	Tyrece Radford	f	5-7	2-4	0-1	1	4	5	5	12	2	3	1	1	32
00	Aaron Cash	f	0-0	0-0	0-0	0	0	0	3	0	0	0	0	0	3
03	Quenton Jackson	f	6-10	1-4	3-4	1	4	5	4	16	3	2	0	2	23
04	Wade Taylor IV	f	4-10	2-4	1-4	0	3	3	1	11	2	0	1	3	19
05	Hassan Diarra	f	1-1	0-0	2-2	0	0	0	1	4	0	1	0	0	4
31	Javonte Brown	f	1-1	0-0	1-5	0	3	3	1	3	1	0	1	0	10
35	Manny Obaseki	f	0-0	0-0	0-0	0	0	0	0	0	0	0	1	0	3
Team						1	0	1							
Totals			31-55	8-19	16-30	6	26	32	28	86	16	13	9	10	200
FG % 1st Half:		14-27	51.9%	2nd half:	17-28	60.7%	Game:	31-55	56.4%	Deadball Rebounds 6,1					
3FG % 1st Half:		3-9	33.3%	2nd half:	5-10	50.0%	Game:	8-19	42.1%						
FT % 1st Half:		6-14	42.9%	2nd half:	10-16	62.5%	Game:	16-30	53.3%						

Officials: Vladimir Voyard-Tadal,Chuck Jones,Terry Wymer

Technical fouls: Arkansas-None, Texas A&M-None.

Attendance: 7967

Score by periods	1st	2nd	Total
Arkansas	35	46	81
Texas A&M	37	49	86

Points	In Paint	Off T/O	2nd Chance	Fast Break	Bench
ARK	32	17	19	5	21
T&M	34	28	7	15	34

Last FG - ARK 2nd-01:08, T&M 2nd-00:34.

Largest lead - ARK by 11 1st-13:33, T&M by 17 2nd-11:01.

ARK led for 13:23. T&M led for 25:35. Game was tied for 01:02.

Score tied - 3 times.

Lead changed - 3 times.

GAME 14		75 Vanderbilt --RV ARKANSAS	35 40 40 34	75 74 75	
Jan. 4, 2022 • Bud Walton Arena • Fayetteville, Ark.					

Vanderbilt 75 • 9-4,1-0 SEC

#	Player		Total		3-Ptr	Rebounds							PF	TP	A			Blk	Stl	Min
			FG-FGA	FG-FGA	FT-FTA	Off	Def	Tot	Off	Def	Tot	Off			Def	Tot				
10	Myles Stute	f	3-9	2-8	0-0	2	4	6	4	8	0	1	1	1	1	1	31			
42	Quentin Millora-Brow	f	0-0	0-0	0-0	1	5	6	2	0	1	0	0	1	2	25				
02	Scotty Pippen Jr.	g	6-11	1-2	9-12	1	2	3	5	22	3	7	0	0	0	34				
03	Rodney Chatman	f	3-5	2-3	3-4	1	2	3	4	11	2	2	0	2	25					
04	Jordan Wright	g	3-11	0-3	6-6	2	4	6	5	12	4	3	0	2	28					
00	Tyrin Lawrence	f	2-5	0-1	1-4	0	5	5	2	5	2	0	0	0	15					
12	Trey Thomas	f	5-9	5-7	0-0	0	1	1	2	15	1	2	0	0	25					
15	Terren Frank	f	1-2	0-1	0-0	0	2	2	2	2	0	2	0	0	17					
	Team					1	2	3												
Totals			23-52	10-25	19-26	8	27	35	26	75	13	17	1	7	200					
FG % 1st Half: 12-27			44.4%	2nd half: 11-25	44.0%	Game: 23-52		44.2%								Deadball Rebounds 5,1				
3FG % 1st Half: 5-12			41.7%	2nd half: 5-13	38.5%	Game: 10-25		40.0%												
FT % 1st Half: 6-8			75.0%	2nd half: 13-18	72.2%	Game: 19-26		73.1%												

GAME 17			65 ARKANSAS #12/12 LSU	31 34 33 25	65 58	58 LSU
Jan. 15, 2022 • Baton Rouge, La. • Maravich Center						

Arkansas 65 • 12-5,2-3 SEC

#	Player	Total		3-Ptr		Rebounds			PF	TP	A TO		Blk	Stl	Min
		FG-FGA	FT-FTA	FG-FGA	FT-FTA	Off	Def	Tot							
03	Trey Wade	f 1-2	0-0	0-0	0-0	2	0	2	1	2	0	0	0	1	20
10	Jaylin Williams	f 4-7	1-2	2-2	1	12	13	3	11	1	0	1	3	34	
00	Stanley Umude	g 2-4	1-2	3-4	1	5	6	2	8	0	3	0	0	24	
01	JD Notae	g 7-13	2-6	3-4	1	2	3	4	19	4	3	0	1	27	
05	Au'Diese Toney	g 4-8	0-1	4-6	2	2	4	1	12	0	4	1	1	39	
02	Khalen Robinson	0-0	0-0	0-0	0	0	0	0	0	0	1	0	0	1	
04	Davonte Davis	3-9	1-3	0-0	4	4	8	3	7	3	5	0	1	33	
11	Chris Lykes	2-11	0-3	2-2	0	1	1	4	6	0	1	0	0	21	
23	Connor Vanover	0-1	0-0	0-0	0	0	0	0	0	0	0	0	0	1	
Team					2	2	4				2				
Totals		23-55	5-17	14-18	13	28	41	18	65	8	19	2	7	200	
FG % 1st Half:		11-27	40.7%	2nd half:	12-28	42.9%	Game:	23-55	41.8%	Deadball Rebounds					
3FG % 1st Half:		0-8	0.0%	2nd half:	5-9	55.6%	Game:	5-17	29.4%	2					
FT % 1st Half:		9-10	90.0%	2nd half:	5-8	62.5%	Game:	14-18	77.8%						

LSU 58 • 15-2,3-2 SEC

#	Player		Total		3-Ptr		Rebounds			PF	TP	A	TO	Blk	Stl	Min
			FG-FGA	FT-FTA	FG-FGA	FT-FTA	Off	Def	Tot							
04	Darius Days	f	1-8	0-3	1-2	1	3	4	5	3	2	2	1	3	30	
05	Mwani Wilkinson	f	0-1	0-0	2-2	0	1	1	1	2	0	1	2	1	25	
15	Efton Reid	c	3-6	1-2	0-0	0	2	2	2	7	0	2	0	0	15	
00	Brandon Murray	g	1-5	0-3	0-0	0	1	1	5	2	2	3	0	0	20	
02	Eric Gaines	g	6-14	1-4	1-4	3	3	6	3	14	4	4	0	4	36	
03	Alex Fudge		5-6	2-2	1-2	1	3	4	1	13	0	0	1	2	23	
11	Justice Williams		1-5	0-1	2-2	0	2	2	2	4	1	0	0	1	17	
13	Tari Eason		4-8	1-3	4-5	2	2	4	2	13	2	3	0	3	26	
24	Shareef O'Neal		0-2	0-1	0-0	0	3	3	0	0	0	1	0	0	8	
Team						4	0	4								
Totals			21-55	5-19	11-17	11	20	31	21	58	11	16	4	14	200	
FG % 1st Half: 13-30			43.3%	2nd half: 8-25	32.0%	Game: 21-55		38.2%	Deadball Rebounds							
3FG % 1st Half: 3-10			30.0%	2nd half: 2-9	22.2%	Game: 5-19		26.3%	1,1							
FT % 1st Half: 4-6			66.7%	2nd half: 7-11	63.6%	Game: 11-17		64.7%								

Officials: Rob Rorke,Mike Nance,Tony Greene

Technical fouls: Arkansas-None. LSU-None.

Attendance: 12734

Score by periods	1st	2nd	Total
Arkansas	31	34	65
LSU	33	25	58

Points	In Paint	Off T/O	2nd Chance	Fast Break	Bench
Ark	30	20	13	10	13
LSU	28	13	10	5	30

Last FG - ARK 2nd-00:22, LSU 2nd-02:16.

Largest lead - ARK by 7 2nd-00:11, LSU by 8 2nd-09:01.

ARK led for 06:48. LSU led for 28:32. Game was tied for 04:40.

Score tied - 9 times.

Lead changed - 7 times.

GAME 19			73 RV/RV Texas A&M ARKANSAS	29 35 33 31	9 73 12 76	76 
Jan. 22, 2022 • Bud Walton Arena • Fayetteville, Ark.						

Texas A&M 73 • 15-4,4-2 SEC

#	Player	Total		3-Ptr		Rebounds			PF	TP	A TO		Blk	Stl	Min
		FG-FGA	FT-FTA	FG-FGA	FT-FTA	Off	Def	Tot							
10	Ethan Henderson	f 1-2	0-0	0-0	2	3	5	3	2	1	0	1	0	18	
15	Henry Coleman III	f 2-5	0-0	2-2	1	4	5	3	6	0	0	1	1	19	
01	Marcus Williams	3-10	1-5	2-2	1	4	5	4	9	3	8	1	1	30	
20	Andre Gordon	g 0-2	0-1	0-0	0	1	1	0	0	0	1	0	0	14	
23	Tyrece Radford	g 3-11	1-6	2-2	4	7	11	1	9	2	0	2	2	37	
00	Aaron Cash	1-3	0-0	2-2	0	1	1	1	4	0	0	0	3	21	
02	Hayden Hefner	0-0	0-0	0-0	0	0	0	0	0	0	0	0	0	8	
03	Quenton Jackson	3-9	0-3	7-7	0	1	1	5	13	1	2	4	0	28	
04	Wade Taylor IV	8-14	5-8	4-5	0	1	1	2	25	2	4	0	2	27	
05	Hassan Diarra	2-4	1-1	0-0	0	2	2	4	5	0	4	0	1	14	
31	Javonte Brown	0-0	0-0	0-0	0	0	0	0	0	0	0	0	0	2	
35	Manny Obaseki	0-2	0-2	0-0	0	1	1	0	0	0	0	0	0	7	
Team					4	3	7								
Totals		23-62	8-26	19-20	12	28	40	23	73	10	19	9	11	225	
FG % 1st Half:		9-27	33.3%	2nd half:	11-28	39.3%	OT:	3-7	42.9%	Game:	23-62	37.1%	Deadball Rebounds		
3FG % 1st Half:		3-11	27.3%	2nd half:	4-12	33.3%	OT:	1-3	33.3%	Game:	8-26	30.8%	0,1		
FT % 1st Half:		8-9	88.9%	2nd half:	9-9	100.0%	OT:	2-2	100.0%	Game:	19-20	95.0%			

Arkansas 76 • 14-5,4-3 SEC

#	Player	Total		3-Ptr		Rebounds			PF	TP	A TO		Blk	Stl	Min
		FG-FGA	FT-FTA	FG-FGA	FT-FTA	Off	Def	Tot							
03	Trey Wade	f 2-3	2-2	2-2	0	1	1	3	8	1	1	1	0	34	
10	Jaylin Williams	f 5-10	1-2	3-3	1	10	11	2	14	3	3	3	6	43	
00	Stanley Umude	g 5-14	1-5	4-4	1	6	7	2	15	3	0	1	3	44	
01	JD Notae	g 6-21	2-10	3-3	1	5	6	5	17	4	5	1	3	31	
05	Au'Diese Toney	g 4-8	0-0	4-4	3	3	6	0	12	1	1	0	1	42	
04	Davonte Davis	1-5	0-0	2-3	3	2	5	4	4	2	2	0	1	19	
11	Chris Lykes	1-3	1-1	3-6	0	1	1	1	6	2	3	0	0	11	
20	Kamani Johnson	0-0	0-0	0-0	0	0	0	0	0	0	0	0	0	1	
Team					4	0	4				1				
Totals		24-64	7-20	21-25	13	28	41	17	76	16	16	6	14	225	
FG % 1st Half:		12-30	40.0%	2nd half:	8-29	27.6%	OT:	4-5	80.0%	Game:	24-64	37.5%	Deadball Rebounds		
3FG % 1st Half:		6-12	50.0%	2nd half:	1-8	12.5%	OT:	0-0	0.0%	Game:	7-20	35.0%	2		
FT % 1st Half:		3-4	75.0%	2nd half:	14-14	100.0%	OT:	4-7	57.1%	Game:	21-25	84.0%			

Officials: Jason Baker,Wil Howard,Anthony Jordan

Technical fouls: Texas A&M-None. Arkansas-None.

Attendance: 19200

Score by periods	1st	2nd	OT	Total
Texas A&M	29	35	9	73
Arkansas	33	31	12	76

Points	In Paint	Off T/O	2nd Chance	Fast Break	Bench
Ta&M	24	21	9	16	47
ARK	26	17	19	3	10

Last FG - TA&M OT-00:42, ARK OT-00:01.

Largest lead - TA&M by 2 OT-04:16, ARK by 16 1st-11:32.

TA&M led for 01:24. ARK led for 41:25. Game was tied for 02:07.

Score tied - 4 times.

Lead changed - 2 times.

GAME 18			59 South Carolina ARKANSAS	40 19 33 42	59 75	75 
Jan. 18, 2022 • Bud Walton Arena • Fayetteville, Ark.						

South Carolina 59 • 10-7,1-4 SEC

#	Player	Total		3-Ptr	Rebounds			PF	TP	A TO Blk Stl				Min		
		FG-FGA	FG-FGA	FT-FTA	Off	Def	Tot									
15	Wildens Leveque	f	0-2	0-0	1-2	2	1	3	3	1	0	1	0	0	11	
24	Keyshawn Bryant	f	2-5	0-1	1-1	1	1	2	2	5	1	1	0	1	21	
00	James Reese V	g	3-9	3-7	1-2	0	3	3	3	10	3	0	1	1	33	
10	Erik Stevenson	g	1-12	1-7	0-0	0	0	0	3	3	1	3	0	1	26	
23	Devin Carter	g	6-14	3-5	5-10	3	3	6	1	20	1	6	1	2	31	
01	Jacobi Wright		0-1	0-1	0-0	0	3	3	1	0	3	2	0	0	21	
02	Chico Carter, Jr.		0-3	0-1	3-4	0	0	1	1	3	3	1	2	0	2	13
14	Brandon Martin		3-5	0-1	1-1	1	3	4	3	7	0	0	0	0	0	13
33	Josh Gray		4-6	0-0	0-4	5	6	11	2	8	1	0	0	0	0	19
55	Ta'Quan Woodley		1-2	0-0	0-0	1	0	1	3	2	0	2	1	0	0	12
	Team					2	0	2			1					
Totals			20-59	7-23	12-24	15	21	36	22	59	11	18	3	7		200
FG % 1st Half: 14-32		43.8%	2nd half: 6-27	22.2%	Game: 20-59		33.9%									Deadball Rebounds 6.2
3FG % 1st Half: 6-13		46.2%	2nd half: 1-10	10.0%	Game: 7-23		30.4%									
FT % 1st Half: 6-10		60.0%	2nd half: 6-14	42.9%	Game: 12-24		50.0%									

GAME 21

ESPN 2

68

West Virginia

ARKANSAS

29

39

68

77

Jan. 29, 2022 • Bud Walton Arena • Fayetteville, Ark.

West Virginia 68 • 13-7

#	Player	Total		3-Ptr		Rebounds			PF	TP	A TO		Blk	Stl	Min
		FG-FGA	FG-FGA	FT-FTA	FT-FTA	Off	Def	Tot							
11	Jalen Bridges	f	2-7	0-4	2-2	2	4	6	4	6	0	1	0	1	25
13	Isalah Cottrell	f	0-4	0-2	0-0	0	2	2	4	0	0	0	0	0	13
00	Kedrian Johnson	g	5-9	4-5	4-4	0	0	0	3	18	1	2	0	1	24
12	Taz Sherman	g	4-11	2-5	5-5	2	2	4	1	15	2	1	0	3	33
22	Sean McNeil	g	3-11	1-6	0-0	0	3	3	0	7	4	1	0	1	32
01	Pauly Paulicap	g	0-0	0-0	1-2	0	0	0	4	1	0	1	0	0	5
02	Kobe Johnson	g	0-0	0-0	0-0	0	1	1	0	0	1	0	0	0	6
03	Gabe Osabuohien	g	3-5	0-0	1-3	1	2	3	5	7	1	1	1	1	13
04	Jamel King	g	0-1	0-1	0-0	0	1	1	2	0	0	0	0	0	3
05	Dimon Carrigan	g	0-0	0-0	1-2	2	1	3	4	1	0	1	3	0	22
10	Malik Curry	g	5-9	0-2	1-3	0	3	3	2	11	0	1	0	0	18
45	Seth Wilson	g	1-3	0-1	0-0	0	0	0	0	2	0	0	0	1	6
Team						0	0	0							
Totals			23-60	7-26	15-21	7	19	26	29	68	9	9	4	8	200
FG % 1st Half:		11-32	34.4%	2nd half:	12-28	42.9%	Game:	23-60	38.3%					Deadball Rebounds	
3FG % 1st Half:		1-6	16.7%	2nd half:	5-14	35.7%	Game:	7-26	26.9%						
FT % 1st Half:		5-9	55.6%	2nd half:	10-12	83.3%	Game:	15-21	71.4%						

Arkansas 77 • 16-5

#	Player	Total		3-Ptr		Rebounds			PF	TP	A TO		Blk	Stl	Min
		FG-FGA	FG-FGA	FT-FTA	FT-FTA	Off	Def	Tot							
03	Trey Wade	f	1-2	0-1	4-4	1	1	2	1	6	1	1	1	0	38
10	Jaylin Williams	f	3-13	1-4	5-7	1	14	15	4	12	1	4	2	2	36
00	Stanley Umude	g	4-9	1-3	3-3	4	4	8	2	12	1	3	2	0	24
01	JD Notae	g	6-8	1-2	2-2	0	0	0	3	15	2	0	0	1	23
05	Au'Diese Toney	g	6-8	0-2	7-8	2	5	7	3	19	3	2	0	0	39
04	Davonte Davis	g	2-9	0-2	3-6	2	4	6	1	7	3	2	0	1	28
11	Chris Lykes	g	1-2	0-0	4-4	0	2	2	2	6	0	1	0	0	8
20	Kamani Johnson	g	0-0	0-0	0-0	0	1	1	2	0	0	1	0	0	4
Team						1	2	3							
Totals			23-51	3-14	28-34	11	33	44	18	77	11	15	5	4	200
FG % 1st Half:		10-22	45.5%	2nd half:	13-29	44.8%	Game:	23-51	45.1%					Deadball Rebounds	
3FG % 1st Half:		2-7	28.6%	2nd half:	1-7	14.3%	Game:	3-14	21.4%						
FT % 1st Half:		16-18	88.9%	2nd half:	12-16	75.0%	Game:	28-34	82.4%						

Officials: Steven Anderson,Don Dally,Terry Oglesby
Technical fouls: West Virginia-None. Arkansas-None.
Attendance: 19200

Score by periods			1st	2nd	Total							
West Virginia	29	39	68	Points	In	Off	2nd	Fast				
				Paint	T/O	Chance	Break	Bench				
Arkansas	38	39	77	WVU	26	17	11	15	22			
				ARK	36	6	15	23	13			

Last FG - WVU 2nd-00:27, ARK 2nd-02:23.
Largest lead - WVU None, ARK by 19 2nd-16:08.
WVU led for 00:00. ARK led for 39:48. Game was tied for 00:12.

Score tied - 0 times.
Lead changed - 0 times.

GAME 23

SEC ESPN 2

55

Mississippi State

RV/RV ARKANSAS

25

30

55

63

Feb. 5, 2022 • Bud Walton Arena • Fayetteville, Ark.

Mississippi State 55 • 14-8,5-4 SEC

#	Player	Total		3-Ptr		Rebounds			PF	TP	A TO		Blk	Stl	Min
		FG-FGA	FG-FGA	FT-FTA	FT-FTA	Off	Def	Tot							
10	Garrison Brooks	f	5-9	2-4	0-2	3	8	11	3	12	0	2	2	0	34
13	D.J. Jeffries	f	1-4	0-2	3-4	0	6	6	0	5	3	0	0	1	35
35	Tolu Smith	f	2-8	0-0	7-9	3	3	6	4	11	3	2	1	0	27
03	Iverson Molinar	g	7-18	0-1	5-5	0	1	1	1	19	1	3	0	0	34
03	Shakeel Moore	g	1-4	0-2	0-0	0	2	2	3	2	0	1	0	0	21
00	Rocket Watts	g	0-2	0-0	0-0	0	1	1	1	0	0	1	0	0	6
02	Javian Davis	g	1-2	0-0	1-2	0	2	2	0	3	0	0	0	0	11
04	Cameron Matthews	g	0-2	0-1	0-0	0	2	2	3	0	2	1	0	1	18
11	Andersson Garcia	g	1-2	1-2	0-0	0	2	2	2	3	2	2	0	0	14
Team						2	3	5							
Totals			18-51	3-12	16-22	8	30	38	17	55	11	12	3	2	200
FG % 1st Half:		8-23	34.8%	2nd half:	10-28	35.7%	Game:	18-51	35.3%					Deadball Rebounds	
3FG % 1st Half:		1-6	16.7%	2nd half:	2-6	33.3%	Game:	3-12	25.0%						
FT % 1st Half:		8-11	72.7%	2nd half:	8-11	72.7%	Game:	16-22	72.7%						

Arkansas 63 • 18-5,7-3 SEC

#	Player	Total		3-Ptr		Rebounds			PF	TP	A TO		Blk	Stl	Min
		FG-FGA	FG-FGA	FT-FTA	FT-FTA	Off	Def	Tot							
03	Trey Wade	f	2-6	1-4	0-0	2	3	5	2	5	1	1	1	0	19
10	Jaylin Williams	f	4-9	1-2	1-1	0	9	9	5	10	0	1	2	1	33
00	Stanley Umude	g	2-8	0-2	1-1	1	2	3	1	5	0	1	0	0	19
01	JD Notae	g	4-16	0-6	6-9	0	6	6	1	14	4	1	1	2	38
05	Au'Diese Toney	g	1-4	0-1	4-6	2	2	4	2	6	2	0	0	2	36
04	Davonte Davis	g	3-5	0-1	0-0	0	1	1	2	6	1	0	0	1	22
11	Chris Lykes	g	4-8	2-3	0-0	0	2	2	2	10	2	0	0	2	20
20	Kamani Johnson	g	3-5	0-0	1-5	4	2	6	2	7	2	1	0	0	13
Team						2	1	3							
Totals			23-61	4-19	13-22	11	28	39	17	63	12	6	4	8	200
FG % 1st Half:		8-30	26.7%	2nd half:	15-31	48.4%	Game:	23-61	37.7%					Deadball Rebounds	
3FG % 1st Half:		1-13	7.7%	2nd half:	3-6	50.0%	Game:	4-19	21.1%						
FT % 1st Half:		8-16	50.0%	2nd half:	5-6	83.3%	Game:	13-22	59.1%						

Officials: Todd Austin,Jason Baker,Anthony Jordan
Technical fouls: Mississippi State-None. Arkansas-None.
Attendance: 19200

Score by periods	1st	2nd	Total		In	Off	2nd	Fast	
Mississippi State	25	30	55	Points	Paint	T/O	Chance	Break	Bench
Arkansas	25	38	63	MSU	24	7	10	8	6
				ARK	32	8	15	18	23

Last FG - MSU 2nd-02:07, ARK 2nd-00:25.
Largest lead - MSU by 2 1st-19:44, ARK by 9 2nd-06:03.
MSU led for 02:13. ARK led for 28:42. Game was tied for 09:05.

Score tied - 9 times.
Lead changed - 1 time.

GAME 22

ESPN U

99

RV/RV ARKANSAS

Georgia

53

46

99

73

Feb. 2, 2022 • Athens, Ga. • Stegeman Coliseum

Arkansas 99 • 17-5,6-3 SEC

#	Player		Total		3-Ptr		Rebounds			PF	TP	A	TO	Blk	Stl	Min
			FG-FGA	FG-FGA	FT-FTA	Off	Def	Tot								
03	Trey Wade	f	0-2	0-2	1-0	0	2	2	0	0	1	1	0	0	21	
10	Jaylin Williams	f	6-9	1-2	1-2	0	8	8	2	14	1	0	2	1	20	
00	Stanley Umude	g	12-20	6-8	1-2	0	4	4	1	31	4	2	2	2	37	
01	JD Notae	g	9-14	4-7	1-2	0	9	9	3	23	6	5	1	3	32	
05	Au'Diese Toney	g	4-6	1-1	1-1	1	0	1	3	10	1	2	0	1	34	
02	Khalen Robinson	g	1-2	1-1	0-0	0	1	1	0	3	0	1	0	0	4	
04	Davonte Davis	g	1-3	0-1	0-0	0	1	1	3	2	1	0	0	0	17	
11	Chris Lykes	g	4-8	1-4	0-0	1	0	1	0	9	7	1	0	4	18	
13	Chance Moore	g	1-2	1-2	0-0	1	0	1	0	3	0	0	0	0	1	
14	Jaxson Robinson	g	0-1	0-1	0-0	0	0	0	1	0	0	0	0	0	3	
20	Kamani Johnson	g	2-2	0-0	0-0	2	2	4	4	4	1	1	0	0	11	
21	Cade Arbogast	g	0-2	0-0	0-0	2	1	3	0	0	1	0	0	0	1	
45	Lawson Blake	g	0-0	0-0	0-0	0	0	0	0	0	0	0	0	0	1	
	Team															
Totals			40-71	15-28	4-7	7	28	35	17	99	23	13	5	11	200	
FG % 1st Half: 22-37			59.5%	2nd half: 18-34	52.9%	Game: 40-71		56.3%	Deadball Rebounds 1							
3FG % 1st Half: 6-14			42.9%	2nd half: 9-14	64.3%	Game: 15-28		53.6%								
FT % 1st Half: 3-4			75.0%	2nd half: 1-3	33.3%	Game: 4-7		57.1%								

GAME 25		67	RV/RV ARKANSAS	32 35	67 68	
			RV/RV Alabama	37 31	68	
Feb. 12, 2022 • Tuscaloosa, Ala. • Coleman Coliseum						

Arkansas 67 • 19-6,8-4 SEC

#	Player	Total		3-Ptr		Rebounds			PF	TP	A TO		Blk	Stl	Min
		FG-FGA	FG-FGA	FT-FTA	FT-FTA	Off	Def	Tot							
03	Trey Wade	f	0-2	0-0	0-0	1	0	1	0	0	0	1	0	0	12
10	Jaylin Williams	f	6-15	1-5	9-13	2	8	10	1	22	1	1	0	0	39
00	Stanley Umude	g	7-11	3-7	2-2	3	6	9	5	19	2	2	0	1	25
01	JD Notae	g	4-11	2-5	2-3	0	1	1	3	12	3	3	0	4	24
05	Au'Diese Toney	g	1-11	0-0	4-6	3	4	7	3	6	0	2	0	0	39
04	Davonte Davis		2-8	0-3	0-0	2	4	6	2	4	2	3	0	0	30
11	Chris Lykes		1-8	0-1	0-0	1	0	1	2	2	3	0	0	2	18
20	Kamani Johnson		1-4	0-0	0-0	4	0	4	1	2	0	2	0	0	13
	Team					5	2	7			2				
	Totals		22-70	6-21	17-24	21	25	46	17	67	11	16	0	7	200
FG % 1st Half: 11-35		31.4%	2nd half: 11-35		31.4%	Game: 22-70		31.4%							Deadball Rebounds 5
3FG % 1st Half: 1-7		14.3%	2nd half: 5-14		35.7%	Game: 6-21		28.6%							
FT % 1st Half: 9-12		75.0%	2nd half: 8-12		66.7%	Game: 17-24		70.8%							

Alabama 68 • 16-9,6-6 SEC

#	Player	Total		3-Ptr		Rebounds			PF	TP	A TO		Blk	Stl	Min
		FG-FGA	FG-FGA	FT-FTA	FT-FTA	Off	Def	Tot							
00	Noah Gurley	f	4-10	1-6	0-0	2	2	4	4	9	1	4	1	1	18
04	Juwan Gary	f	1-3	0-1	0-0	0	1	1	2	2	0	0	0	0	6
03	JD Davison	g	4-9	1-3	2-3	2	2	4	3	11	4	6	1	1	30
05	Jaden Shackelford	g	4-12	1-6	1-2	2	3	5	2	10	0	5	0	1	33
14	Keon Ellis	g	2-4	1-3	2-2	1	4	5	2	7	2	0	3	0	33
01	Jusaun Holt		1-2	1-2	0-0	0	3	3	0	3	0	2	0	0	9
02	Darius Miles		1-4	1-4	0-0	0	7	7	2	3	1	0	0	0	20
10	Charles Bediako		3-4	0-0	3-4	1	2	3	3	9	0	2	2	1	14
13	Jahvon Quinerly		2-6	0-3	2-3	0	0	0	0	6	4	5	0	0	28
33	James Rojas		2-2	1-1	3-3	1	3	4	4	8	1	0	0	0	9
	Team					2	2	4							
	Totals		24-56	7-29	13-17	11	29	40	22	68	13	24	7	4	200
FG % 1st Half: 12-26		46.2%	2nd half: 12-30		40.0%	Game: 24-56		42.9%							Deadball Rebounds 0
3FG % 1st Half: 6-16		37.5%	2nd half: 1-13		7.7%	Game: 7-29		24.1%							
FT % 1st Half: 7-8		87.5%	2nd half: 6-9		66.7%	Game: 13-17		76.5%							

Officials: Wil Howard,Patrick Evans,Don Dailly
Technical fouls: Arkansas-Au'Diese Toney, Alabama-None.
Attendance: 10353

Score by periods	1st	2nd	Total
Arkansas	32	35	67
Alabama	37	31	68

Points	In Paint	Off T/O	2nd Chance	Fast Break	Bench
ARK	20	22	12	6	8
BAMA	30	28	8	14	29

Last FG - ARK 2nd-02:36, BAMA 2nd-00:27.
Largest lead - ARK by 5 1st-18:36, BAMA by 13 2nd-14:53.
ARK led for 04:50. BAMA led for 34:10. Game was tied for 01:00.

Score tied - 2 times.
Lead changed - 5 times.

GAME 27		48	#16/13 Tennessee	23 25	48 58	
			#23/24 ARKANSAS	24 34	58	
Feb. 19, 2022 • Bud Walton Arena • Fayetteville, Ark.						

Tennessee 48 • 19-7,10-4 SEC

#	Player	Total		3-Ptr		Rebounds			PF	TP	A TO		Blk	Stl	Min
		FG-FGA	FG-FGA	FT-FTA	FT-FTA	Off	Def	Tot							
02	Brandon Huntley-Hatf	f	0-1	0-0	1-2	1	2	3	0	1	0	0	0	0	9
33	Uros Plavsic	f	1-2	0-0	0-4	3	3	6	3	2	1	1	0	0	16
01	Kennedy Chandler		5-15	1-5	0-0	0	3	3	4	11	2	2	2	1	32
25	Santiago Vescovi	g	2-13	1-9	2-2	0	11	11	4	7	1	3	1	0	28
30	Josiah-Jordan James	g	4-13	0-6	0-0	2	2	4	5	8	1	3	0	0	31
00	Jonas Aidoo		2-3	0-0	0-0	3	3	6	1	4	0	2	0	0	17
05	Zakai Zeigler		2-8	2-3	6-6	0	2	2	2	12	0	2	0	3	33
10	John Fulkerson		0-2	0-0	2-2	0	3	3	0	2	0	0	1	2	19
12	Victor Bailey Jr.		0-1	0-0	0-0	0	2	2	2	0	0	1	0	0	6
15	Jahmai Mashack		0-0	0-0	1-2	0	0	0	1	1	0	0	0	0	3
24	Justin Powell		0-1	0-1	0-0	1	0	1	2	0	0	0	0	0	6
	Team					4	1	5			1				
	Totals		16-59	4-24	12-18	14	32	46	24	48	5	15	4	6	200
FG % 1st Half: 7-26		26.9%	2nd half: 9-33		27.3%	Game: 16-59		27.1%							Deadball Rebounds 4
3FG % 1st Half: 3-10		30.0%	2nd half: 1-14		7.1%	Game: 4-24		16.7%							
FT % 1st Half: 6-8		75.0%	2nd half: 6-10		60.0%	Game: 12-18		66.7%							

Arkansas 58 • 21-6,10-4 SEC

#	Player	Total		3-Ptr		Rebounds			PF	TP	A TO		Blk	Stl	Min
		FG-FGA	FG-FGA	FT-FTA	FT-FTA	Off	Def	Tot							
03	Trey Wade	f	1-5	0-2	2-2	2	4	6	2	4	0	0	1	0	21
10	Jaylin Williams	f	6-13	0-2	1-3	1	15	16	3	13	2	1	1	1	40
00	Stanley Umude	g	2-12	0-6	1-3	1	3	4	1	5	1	1	1	3	39
01	JD Notae	g	5-11	3-6	0-0	0	1	1	5	13	1	2	0	0	24
05	Au'Diese Toney	g	1-6	0-0	6-6	4	6	10	0	8	0	1	2	0	37
02	Khalen Robinson		0-1	0-0	0-0	0	0	0	0	0	0	0	0	0	3
04	Davonte Davis		2-5	2-3	1-2	3	1	4	2	7	1	1	0	0	18
11	Chris Lykes		1-6	0-3	6-6	0	1	1	3	8	2	4	0	2	18
	Team					1	0	1							
	Totals		18-59	5-22	17-22	12	31	43	16	58	7	10	5	6	200
FG % 1st Half: 8-32		25.0%	2nd half: 10-27		37.0%	Game: 18-59		30.5%							Deadball Rebounds 2
3FG % 1st Half: 2-9		22.2%	2nd half: 3-13		23.1%	Game: 5-22		22.7%							
FT % 1st Half: 6-7		85.7%	2nd half: 11-15		73.3%	Game: 17-22		77.3%							

Officials: Vladimir Voyard-Tadal,K.B. Burdett Jr.,Tony Greene
Technical fouls: Tennessee-None. Arkansas-None.
Attendance: 19200

Score by periods	1st	2nd	Total
Tennessee	23	25	48
Arkansas	24	34	58

Points	In Paint	Off T/O	2nd Chance	Fast Break	Bench
UT	14	2	12	7	19
ARK	18	13	8	9	15

Last FG - UT 2nd-00:28, ARK 2nd-05:17.
Largest lead - UT by 3 1st-15:22, ARK by 10 2nd-00:06.
UT led for 09:14. ARK led for 26:45. Game was tied for 04:01.

Score tied - 3 times.
Lead changed - 12 times.

GAME 26		76	#23/24 ARKANSAS	46 30	76 57	
			Missouri	27 30	57	
Feb. 15, 2022 • Columbia, Mo. • Mizzou Arena						

Arkansas 76 • 20-6,9-4 SEC

#	Player	Total		3-Ptr		Rebounds			PF	TP	A TO		Blk	Stl	Min
		FG-FGA	FG-FGA	FT-FTA	FT-FTA	Off	Def	Tot							
03	Trey Wade	f	5-7	0-1	2-2	4	7	11	1	12	1	0	0	1	36
10	Jaylin Williams	f	4-10	0-3	5-6	3	8	11	3	13	4	2	2	1	37
00	Stanley Umude	g	8-13	6-9	1-4	0	5	5	2	23	1	1	2	0	37
01	JD Notae	g	6-16	3-5	2-2	0	5	5	2	17	4	5	0	2	35
05	Au'Diese Toney	g	0-0	0-0	0-0	0	0	0	4	0	0	1	0	0	6
04	Davonte Davis		3-5	2-3	3-3	0	1	1	3	11	2	1	0	1	33

GAME 29

OCBS

UK

73

#6/3 Kentucky

28 45

73 75

#18/18 ARKANSAS

34 41

75

Feb. 26, 2022 • Bud Walton Arena • Fayetteville, Ark.

Kentucky 73 • 23-6,12-4 SEC

#	Player	Total		3-Ptr		Rebounds			PF	TP	A		TO	Blk	Stl	Min
		FG-FGA	FG-FGA	FT-FTA	FT-FTA	Off	Def	Tot								
00	Jacob Toppin	f	1-2	0-1	0-0	0	0	0	2	2	2	1	0	0	0	12
12	Keion Brooks Jr.	f	7-13	0-1	0-0	1	4	5	2	14	1	3	0	2	2	31
34	Oscar Tshiebewe	f	13-21	0-0	4-7	8	10	18	3	30	2	0	3	1	1	39
10	Davion Mintz	g	0-2	0-2	0-0	0	1	1	2	0	2	2	0	1	20	30
31	Kellan Grady	g	1-3	1-3	0-0	1	2	3	4	3	1	2	0	1	30	30
02	Sahvir Wheeler	g	5-13	2-4	2-2	2	1	3	2	14	5	3	0	0	29	29
03	TyTy Washington Jr.	g	3-12	1-4	3-4	1	0	1	2	10	3	0	0	2	35	35
04	Daimion Collins	g	0-0	0-0	0-0	0	0	0	0	0	0	0	0	0	0+	0+
23	Bryce Hopkins	g	0-0	0-0	0-0	0	0	0	0	0	0	0	0	0	0	3
55	Lance Ware	g	0-0	0-0	0-0	0	1	1	0	0	0	0	0	0	1	1
Team						3	4	7			1					
Totals			30-66	4-15	9-13	16	23	39	17	73	16	12	3	7	200	
FG % 1st Half:		11-33	33.3%	2nd half:	19-33	57.6%	Game:	30-66	45.5%							Deadball Rebounds
3FG % 1st Half:		0-8	0.0%	2nd half:	4-7	57.1%	Game:	4-15	26.7%							0
FT % 1st Half:		6-9	66.7%	2nd half:	3-4	75.0%	Game:	9-13	69.2%							

Arkansas 75 • 23-6,12-4 SEC

#	Player	Total		3-Ptr		Rebounds			PF	TP	A		TO	Blk	Stl	Min
		FG-FGA	FG-FGA	FT-FTA	FT-FTA	Off	Def	Tot								
03	Trey Wade	f	2-2	0-0	1-1	1	2	3	1	5	0	2	1	0	14	14
10	Jaylin Williams	f	5-13	0-4	6-7	2	10	12	3	16	2	2	1	2	32	32
00	Stanley Umude	g	5-10	3-5	0-0	1	5	6	0	13	0	1	0	1	35	35
01	JD Notae	g	13-26	2-8	2-2	0	1	1	2	30	8	5	1	1	37	37
05	Au'Diese Toney	g	2-5	0-1	0-0	0	2	2	2	4	0	1	2	0	37	37
04	Davonte Davis	g	0-1	0-0	5-7	0	2	2	1	5	2	0	0	0	31	31
11	Chris Lykes	g	0-0	0-0	0-0	0	0	0	2	0	1	0	0	0	6	6
20	Kamani Johnson	g	1-1	0-0	0-0	2	1	3	2	2	1	1	0	1	8	8
Team						2	1	3								
Totals			28-58	5-18	14-17	8	24	32	13	75	14	12	5	5	200	
FG % 1st Half:		14-30	46.7%	2nd half:	14-28	50.0%	Game:	28-58	48.3%							Deadball Rebounds
3FG % 1st Half:		3-10	30.0%	2nd half:	2-8	25.0%	Game:	5-18	27.8%							2
FT % 1st Half:		3-3	100.0%	2nd half:	11-14	78.6%	Game:	14-17	82.4%							

Officials: Rob Rorke,Chuck Jones,Doug Shows
Technical fouls: Kentucky-None. Arkansas-None.
Attendance: 19200

Score by periods	1st	2nd	Total
Kentucky	28	45	73
Arkansas	34	41	75

Points	In Paint	Off T/O	2nd Chance	Fast Break	Bench
UK	42	15	13	16	24
ARK	36	20	7	9	7

Last FG - UK 2nd-00:00, ARK 2nd-01:22.
Largest lead - UK by 4 2nd-09:35, ARK by 13 1st-13:10.
UK led for 07:30. ARK led for 29:46. Game was tied for 02:44.

Score tied - 5 times.
Lead changed - 17 times.

GAME 31

ESPN

74

14/15 ARKANSAS

29 45

74 78

13/13 Tennessee

50 28

78

Mar. 5, 2022 • Knoxville, Tenn. • Thompson-Boling Arena

Arkansas 74 • 24-7,13-5 SEC

#	Player	Total		3-Ptr		Rebounds			PF	TP	A		TO	Blk	Stl	Min
		FG-FGA	FG-FGA	FT-FTA	FT-FTA	Off	Def	Tot								
03	Trey Wade	f	0-2	0-0	0-0	3	2	5	3	0	1	1	0	0	0	19
10	Jaylin Williams	f	3-8	1-3	2-2	1	6	7	4	9	1	1	0	0	0	30
00	Stanley Umude	g	5-13	3-9	2-4	0	3	3	3	15	0	2	0	1	36	36
01	JD Notae	g	6-20	2-8	6-8	1	4	5	0	20	4	2	1	3	34	34
04	Davonte Davis	g	2-5	0-1	0-1	1	0	1	4	4	0	3	0	0	20	20
02	Khalen Robinson	g	1-2	0-0	0-0	0	2	2	4	2	3	0	0	0	9	9
11	Chris Lykes	g	4-7	3-5	4-4	0	0	0	5	15	3	2	0	3	25	25
14	Jaxson Robinson	g	1-2	1-2	0-0	0	0	0	0	3	0	0	0	0	3	3
20	Kamani Johnson	g	1-3	0-0	4-8	5	3	8	2	6	0	0	1	2	24	24
Team						5	1	6			1					
Totals			23-62	10-28	18-27	16	21	37	25	74	11	15	2	9	200	
FG % 1st Half:		9-25	36.0%	2nd half:	14-37	37.8%	Game:	23-62	37.1%							Deadball Rebounds
3FG % 1st Half:		4-9	44.4%	2nd half:	6-19	31.6%	Game:	10-28	35.7%							5,4
FT % 1st Half:		7-15	46.7%	2nd half:	11-12	91.7%	Game:	18-27	66.7%							

Tennessee 78 • 23-7,14-4 SEC

#	Player	Total		3-Ptr		Rebounds			PF	TP	A		TO	Blk	Stl	Min
		FG-FGA	FG-FGA	FT-FTA	FT-FTA	Off	Def	Tot								
02	Brandon Huntley-Hatf	f	2-6	0-0	3-5	1	3	4	2	7	0	2	0	0	0	17
33	Uros Plavsic	f	2-2	0-0	2-2	1	2	3	4	6	0	1	0	0	0	11
01	Kennedy Chandler	g	5-6	5-6	0-3	0	2	2	4	15	3	2	0	0	25	25
25	Santiago Vescovi	g	4-9	3-4	4-4	0	4	4	1	15	4	4	1	2	37	37
30	Josiah-Jordan James	g	4-8	2-3	2-2	0	7	7	5	12	2	2	1	3	37	37
00	Jonas Aidoo	g	0-3	0-0	3-4	3	2	5	3	3	0	1	3	1	19	19
05	Zakai Zeigler	g	4-12	2-5	3-6	0	5	5	1	13	6	4	0	1	30	30
10	John Fulkerson	g	1-3	0-0	3-4	1	0	1	4	5	2	0	0	0	14	14
12	Victor Bailey Jr.	g	0-0	0-0	0-0	0	1	1	0	0	0	0	0	0	1	1
15	Jahmai Mashack	g	0-0	0-0	0-0	0	0	0	0	0	0	0	0	0	1	1
24	Justin Powell	g	1-1	0-0	0-0	0	0	0	1	2	0	1	0	0	8	8
Team						0	1	1								
Totals			23-50	12-18	20-30	6	27	33	25	78	17	17	5	7	200	
FG % 1st Half:		14-28	50.0%	2nd half:	9-22	40.9%	Game:	23-50	46.0%							Deadball Rebounds
3FG % 1st Half:		9-12	75.0%	2nd half:	3-6	50.0%	Game:	12-18	66.7%							6
FT % 1st Half:		13-18	72.2%	2nd half:	7-12	58.3%	Game:	20-30	66.7%							

Officials: Will Howard,Bart Lenox,Joe Lindsay
Technical fouls: Arkansas-TEAM. Tennessee-None.
Attendance: 21678

Score by periods	1st	2nd	Total
Arkansas	29	45	74
Tennessee	50	28	78

Last FG - ARK 2nd-03:05, UT 2nd-06:04.
Largest lead - ARK None, UT by 24 1st-04:18.
ARK led for 00:00. UT led for 39:48. Game was tied for 00:12.

Score tied - 0 times.
Lead changed - 0 times.

GAME 29

ESPN 2

LSU

76

#RV/- LSU

35 41

76 77

#14/15 ARKANSAS

35 42

77

Mar. 2, 2022 • Bud Walton Arena • Fayetteville, Ark.

LSU 76 • 20-10,8-9 SEC

#	Player		Total		3-Ptr	Rebounds			PF	TP	A	TO	Blk	Stl	Min	
			FG-FGA	FG-FGA	FT-FTA	Off	Def	Tot								
04	Darius Days	f	7-12	3-5	2-2	2	4	6	3	19	1	2	0	3	34	
05	Mwani Wilkinson	f	1-2	1-2	0-0	1	3	4	5	3	3	0	0	1	37	
15	Efton Reid	c	1-3	0-1	0-0	3	5	8	4	2	0	2	1	0	17	
00	Brandon Murray	g	2-11	0-5	2-3	2	1	3	0	6	1	0	0	2	36	
01	Xavier Pinson	g	5-21	0-7	2-2	3	2	5	4	12	5	3	0	1	32	
02	Eric Gaines		3-6	0-1	0-0	1	0	1	2	6	2	0	0	0	20	
11	Justice Williams		0-0	0-0	0-0	0	0	0	1	0	0	0	0	0	0+	
13	Tari Eason		6-14	2-6	10-10	4	3	7	5	24	1	2	1	2	17	
24	Shareef O'Neal		1-3	0-1	2-2	0	2	2	1	4	0	0	1	0	7	
Team						6	1	7			1					
Totals				26-72	6-28	18-19	22	21	43	25	76	13	10	3	9	200
FG % 1st Half: 14-34			41.2%	2nd half: 12-38	31.6%	Game: 26-72	36.1%			Deadball Rebounds 0						
3FG % 1st Half: 3-14			21.4%	2nd half: 3-14	21.4%	Game: 6-28	21.4%									
FT % 1st Half: 4-4			100.0%	2nd half: 14-15	93.3%	Game: 18-19	94.7%									

GAME 33	ESPN	82	Texas A&M	36	46	82	64	
			#15/16 ARKANSAS	24	40	64		
SEC Semi: Mar. 12, 2022 • Amalie Arena • Tampa, Fla.								

Texas A&M 82 • 23-11

#	Player	Total		3-Ptr		Rebounds			PF	TP	A TO Blk			Stl	Min
		FG-FGA	FG-FGA	FT-FTA	FT-FTA	Off	Def	Tot							
15	Henry Coleman III	f	4-8	0-0	2-2	3	1	4	1	10	2	1	0	0	24
03	Quenton Jackson	g	7-16	1-3	5-8	1	4	5	2	20	6	4	0	4	33
04	Wade Taylor IV	g	3-9	1-3	2-2	0	1	1	1	9	1	1	0	1	21
23	Tyrece Radford	g	4-5	2-2	1-1	0	5	5	1	11	3	1	0	1	34
35	Manny Obaseki	g	1-4	1-1	0-0	0	0	0	2	3	1	1	0	1	16
00	Aaron Cash	g	4-4	0-0	0-0	1	2	3	4	8	1	0	0	0	13
02	Hayden Hefner	g	4-8	1-3	0-0	0	3	3	1	9	2	0	0	1	16
05	Hassan Diarra	g	4-6	2-2	2-2	0	1	1	2	12	0	1	0	0	18
10	Ethan Henderson	g	0-0	0-0	0-0	1	3	4	1	0	1	0	0	1	8
20	Andre Gordon	g	0-1	0-1	0-0	0	3	3	1	0	1	2	1	0	14
24	Zach Walker	g	0-0	0-0	0-0	0	1	1	0	0	2	0	0	0	1
31	Javonte Brown	g	0-0	0-0	0-0	0	0	0	0	0	0	0	0	0	1
32	Ashton Smith	g	0-0	0-0	0-0	0	0	0	0	0	0	0	0	0	1
Team						3	5	8							
Totals			31-61	8-15	12-15	9	29	38	16	82	18	13	1	9	200
FG % 1st Half:		13-30	43.3%	2nd half:	18-31	58.1%	Game:	31-61	50.8%	Deadball Rebounds 3					
3FG % 1st Half:		6-11	54.5%	2nd half:	2-4	50.0%	Game:	8-15	53.3%						
FT % 1st Half:		4-4	100.0%	2nd half:	8-11	72.7%	Game:	12-15	80.0%						

Arkansas 64 • 25-8

#	Player	Total		3-Ptr		Rebounds			PF	TP	A TO Blk			Stl	Min
		FG-FGA	FG-FGA	FT-FTA	FT-FTA	Off	Def	Tot							
03	Trey Wade	f	0-1	0-0	0-0	1	2	3	1	0	0	0	0	0	12
10	Jaylin Williams	f	2-5	0-1	0-1	1	8	9	3	4	2	5	0	1	25
00	Stanley Umude	g	7-13	3-5	3-3	0	3	3	0	20	0	2	2	1	35
01	JD Notae	g	2-8	0-5	1-1	0	4	4	3	5	3	1	0	0	27
05	Au'Diese Toney	g	6-9	0-1	6-6	1	2	3	4	18	1	2	2	1	39
02	Khalen Robinson	g	1-1	0-0	3-4	0	0	0	0	5	0	0	0	0	1
04	Davonte Davis	g	5-12	0-4	1-1	1	1	2	1	11	4	1	0	1	32
11	Chris Lykes	g	0-4	0-2	1-2	0	0	0	2	1	1	2	0	1	18
14	Jaxson Robinson	g	0-0	0-0	0-0	0	0	0	0	0	0	0	0	0	2
20	Kamani Johnson	g	0-0	0-0	0-0	0	0	0	0	0	0	0	0	0	7
Team						0	1	1							
Totals			23-53	3-18	15-18	4	21	25	14	64	13	15	5	6	200
FG % 1st Half:		11-28	39.3%	2nd half:	12-25	48.0%	Game:	23-53	43.4%	Deadball Rebounds 0					
3FG % 1st Half:		1-9	11.1%	2nd half:	2-9	22.2%	Game:	3-18	16.7%						
FT % 1st Half:		1-2	50.0%	2nd half:	14-16	87.5%	Game:	15-18	83.3%						

Officials: Bart Lenox,Terry Wymer,Don Dailly
Technical fouls: Texas A&M-None, Arkansas-None.
Attendance: 20670

Score by periods	1st	2nd	Total
Texas A&M	36	46	82
Arkansas	24	40	64

	In	Off	2nd	Fast	Bench
Points	36	18	13	13	29
T&M	30	12	4	10	17
ARK					

Last FG - TA&M 2nd-01:21, ARK 2nd-00:25.
Largest lead - TA&M by 23 2nd-01:21, ARK None.
TA&M led for 37:34. ARK led for 00:00. Game was tied for 02:26.

GAME 35	TNT	48	New Mexico State	17	31	48	53	
			#17/18 ARKANSAS	26	27	53		
NCAA 2nd Rd: Mar. 19, 2022 • KeyBank Center • Buffalo, N.Y.								

New Mexico St. 48 • 27-7

#	Player	Total		3-Ptr		Rebounds			PF	TP	A TO Blk			Stl	Min
		FG-FGA	FG-FGA	FT-FTA	FT-FTA	Off	Def	Tot							
13	Willi McNair Jr.	f	3-4	0-1	0-0	2	5	7	3	6	0	1	0	0	25
35	Johnny McCants	f	6-13	2-7	2-3	2	10	12	4	16	2	5	2	2	39
00	Teddy Allen	g	5-16	2-6	0-0	0	4	4	2	12	0	3	0	1	39
05	Clayton Henry	g	1-5	1-5	3-3	0	6	6	1	6	1	0	1	1	35
10	Sir Jabari Rice	g	2-10	1-5	0-0	0	0	0	2	5	0	4	1	0	24
03	Nate Pryor	g	1-2	0-0	0-2	0	2	2	0	4	1	0	0	0	15
04	Mario McKinney Jr.	g	0-1	0-0	0-0	0	3	3	0	1	3	0	0	0	11
12	Virshon Cotton	g	0-0	0-0	0-0	0	0	0	0	0	0	0	0	0	0+
15	Mike Peake	g	0-1	0-1	0-0	0	1	1	0	0	0	0	0	0	6
00	Cameron Crawford	g	0-0	0-0	0-0	0	0	0	0	0	0	0	0	0	0+
23	Levar Williams	g	0-0	0-0	0-0	0	0	0	0	0	0	0	0	0	0+
42	Yuat Alok	g	0-1	0-1	1-2	0	1	1	0	1	0	0	0	0	6
Team						1	4	5			2				
Totals			18-53	6-26	6-10	5	36	41	15	48	8	19	4	4	200
FG % 1st Half:		6-25	24.0%	2nd half:	12-28	42.9%	Game:	18-53	34.0%	Deadball Rebounds 3					
3FG % 1st Half:		3-15	20.0%	2nd half:	3-11	27.3%	Game:	6-26	23.1%						
FT % 1st Half:		2-3	66.7%	2nd half:	4-7	57.1%	Game:	6-10	60.0%						

Arkansas 53 • 27-8

#	Player	Total		3-Ptr		Rebounds			PF	TP	A TO Blk			Stl	Min
		FG-FGA	FG-FGA	FT-FTA	FT-FTA	Off	Def	Tot							
03	Trey Wade	f	0-1	0-1	0-0	0	1	1	0	0	0	0	0	1	6
10	Jaylin Williams	f	3-10	0-1	4-4	2	13	15	1	10	3	0	0	1	40
00	Stanley Umude	g	3-10	2-8	1-1	0	8	8	4	9	3	1	0	1	40
01	JD Notae	g	5-18	1-3	7-8	0	4	4	5	18	3	6	0	8	31
05	Au'Diese Toney	g	3-5	0-2	1-3	0	2	2	3	7	0	2	1	0	40
04	Davonte Davis	g	0-6	0-1	2-2	1	2	3	1	2	1	1	0	1	34
11	Chris Lykes	g	0-1	0-0	7-7	0	0	0	0	7	0	1	0	0	9
13	Chance Moore	g	0-0	0-0	0-0	0	0	0	0	0	0	0	0	0	0+
21	Cade Arbogast	g	0-0	0-0	0-0	0	0	0	0	0	0	0	0	0	0+
45	Lawson Blake	g	0-0	0-0	0-0	0	0	0	0	0	0	0	0	0	0+
Team						0	1	1			1				
Totals			14-51	3-16	22-25	3	31	34	14	53	10	12	1	12	200
FG % 1st Half:		9-27	33.3%	2nd half:	5-24	20.8%	Game:	14-51	27.5%	Deadball Rebounds 1					
3FG % 1st Half:		2-11	18.2%	2nd half:	1-5	20.0%	Game:	3-16	18.8%						
FT % 1st Half:		6-7	85.7%	2nd half:	16-18	88.9%	Game:	22-25	88.0%						

Officials: Michael Greenstein,Pat Adams,Terry Oglesby
Technical fouls: New Mexico St.-None, Arkansas-None.
Attendance: 18299

Score by periods	1st	2nd	Total
New Mexico St.	17	31	48
Arkansas	26	27	53

Last FG - NMSU 2nd-00:02, ARK 2nd-06:06.
Largest lead - NMSU by 2 1st-19:25, ARK by 13 1st-01:53.
NMSU led for 03:08. ARK led for 31:32. Game was tied for 05:20.

Score tied - 5 times.
Lead changed - 5 times.

GAME 34	TNT	71	RV/RV Vermont	27	44	71	75	
			#17/18 ARKANSAS	34	41	75		
NCAA 1st Rd: Mar. 17, 2022 • KeyBank Center • Buffalo, N.Y.								

Vermont 71 • 28-6

#	Player		Total		3-Ptr	Rebounds							Stl	Min	
			FG-FGA	FG-FGA	FT-FTA	Off	Def	Tot	PF	TP	A	TO			Blk
14	Isaiah Powell	f	0-1	0-0	2-2	0	7	7	3	2	1	0	0	0	32
35	Ryan Davis	f	7-10	4-5	2-4	0	3	3	2	20	0	1	0	0	33
15	Finn Sullivan	g	2-7	1-5	1-2	1	3	4	6	4	1	0	0	0	30
21	Justin Mazzulla	g	5-11	1-4	2-3	2	7	9	3	13	4	0	1	0	29
24	Ben Shungu	g	8-17	2-5	2-3	1	5	6	3	20	1	3	0	0	32
01	Aaron Deloney		2-8	0-3	0-0	1	1	2	2	4	0	1	0	0	18
32	Nick Fiorillo		0-1	0-1	0-0	0	0	0	1	0	1	0	0	1	7
55	Robin Duncan		2-3	1-1	1-3	0	0	0	3	6	2	0	0	0	19
	Team					1	0	1							
Totals			26-58	9-24	10-17	6	26	32	21	71	13	6	1	1	200
FG % 1st Half: 10-25			40.0%	2nd half: 16-33	48.5%	Game: 26-58		44.8%							
3FG % 1st Half: 4-11			36.4%	2nd half: 5-13	38.5%	Game: 9-24		37.5%							
FT % 1st Half: 3-4			75.0%	2nd half: 7-13	53.8%	Game: 10-17		58.8%	Deadball Rebounds 2						

NCAA Tournament Results (48-33, .593)

35 NCAA Tournament Bids [34 appearances*]

* - The 1944 team earned an NCAA bid but was unable to participate due to an automobile accident prior to the tournament
next to team indicates NCAA tournament seed - (# in parenthesis indicate team's AP ranking)

2022 WEST REGIONAL		#4 seed (#17)
1st RD:	#13 Vermont	W 75 71
2nd RD:	#12 New Mexico State	W 53 48
Sweet 16: #1 (#1) Gonzaga		W 74 68
ELITE 8: #2 (#9) Duke		

2021 SOUTH REGIONAL		#3 seed (#10)
1st RD:	#14 Colgate	W 85 68
2nd RD:	#4 seed (#21) Texas Tech	W 68 66
Sweet 16: #15 Oral Roberts		W 72 70
ELITE 8: #1 (#3) Baylor		L 72 81

2018 EAST REGIONAL		#7 seed
1st RD:	#10 Butler	L 62 79

2017 SOUTH REGIONAL		#8 seed
1st RD:	#9 Seton Hall	W 77 71
2nd RD:	#1 (#6) North Carolina	L 65 72

2015 WEST REGIONAL		#5 seed (#21)
*1st RD:	#12 Wofford	W 56 53
*2nd RD:	#4 (#15) North Carolina	L 78 87
* First Four was considered 1st rd game in 2015, followed by Rds 2 & 3		

2008 EAST REGIONAL		#9 seed
1st RD:	#8 (#24 coaches) Indiana	W 86 72
2nd RD:	#1 (#1) North Carolina	L 77 108

2007 EAST REGIONAL		#12 seed
1st RD:	#5 Southern California	L 60 77

2006 OAKLAND REGIONAL		#8 seed
1st RD:	#9 Bucknell	L 55 59

2001 WEST REGIONAL		#7 seed
1st RD:	#10 (#21) Georgetown	L 61 63

2000 SOUTH REGIONAL		#11 seed
1st RD:	#6 (#23) Miami (Fla.)	L 71 75

1999 WEST REGIONAL		#4 seed (#17)
1st RD:	#13 Siena	W 94 80
2nd RD:	#5 (#21) Iowa	L 72 82

1998 WEST REGIONAL		#6 seed (#17)
1st RD:	#11 Nebraska	W 74 65
2nd RD:	#3 (#7) Utah	L 65 69

1996 EAST REGIONAL		#12 seed
1st RD:	#5 (#18) Penn State	W 86 80
2nd RD:	#4 (#20) Marquette	W 65 56
Sweet 16: #1 (#1) Massachusetts		L 63 79

1995 MIDWEST REGIONAL		#2 seed (#6)
1st RD:	#15 Texas Southern	W 79 78
2nd RD:	#7 (#25) Syracuse (OT)	W 96 95
Sweet 16: #6 Memphis (OT)		W 96 91
ELITE 8: #4 (#13) Virginia		W 68 61
FINAL FOUR		
Semifinal:	#2 (#4) North Carolina	W 75 68
Final:	#1 (#1) UCLA	L 78 89
NATIONAL RUNNER-UP		

1994 MIDWEST REGIONAL		#1 seed (#2)
1st RD:	#16 North Carolina A&T	W 94 79
2nd RD:	#9 Georgetown	W 85 73
Sweet 16: #12 Tulsa		W 103 84
ELITE 8: #3 (#11) Michigan		W 76 68
FINAL FOUR		
Semifinal:	#2 (#9) Arizona	W 91 82
Final:	#2 (#6) Duke	W 76 72
NATIONAL CHAMPION		

1993 EAST REGIONAL		#4 seed (#14)
1st RD:	#13 Holy Cross	W 94 64
2nd RD:	#5 St. John's	W 80 74
Sweet 16: #1 (#4) North Carolina		L 74 80

1992 MIDWEST REGIONAL		#3 seed (#9)
1st RD:	#14 Murray State	W 80 60
2nd RD:	#6 Memphis	L 80 82

1991 SOUTHEAST REGIONAL		#1 seed (#2)
1st RD:	#16 Georgia State	W 117 76
2nd RD:	#8 Arizona State	W 97 90
Sweet 16: #4 (#19) Alabama		W 93 70
ELITE 8: #3 (#12) Kansas		L 81 93

1990 MIDWEST REGIONAL		#4 seed (#7)
1st RD:	#13 Princeton	W 68 64
2nd RD:	#12 Dayton	W 86 84
Sweet 16: #8 North Carolina		W 96 73
ELITE 8: #10 Texas		W 88 85
FINAL FOUR		
Semifinal:	#3 (#15) Duke	L 83 97

1989 MIDWEST REGIONAL		#5 seed
1st RD:	#12 Loyola-Marymount	W 120 101
2nd RD:	#4 (#12) Louisville	L 74 93

1988 SOUTHEAST REGIONAL		#11 seed
1st RD:	#6 Villanova	L 74 82

1985 WEST REGIONAL		#9 seed
1st RD:	#8 Iowa	W 63 54
2nd RD:	#1 (#3) St. John's	L 65 68

1984 EAST REGIONAL		#2 seed (#8)
*2nd RD:	#7 Virginia (OT)	L 51 53
* earned 1st rd bye		

1983 MIDEAST REGIONAL		#4 seed (#9)
*2nd RD:	#5 Purdue	W 78 68
Sweet 16: #1 (#2) Louisville		L 63 65
* earned 1st rd bye		

1982 MIDWEST REGIONAL		#4 seed (#12)
* 2nd RD:	#5 Kansas State	L 64 65
* earned 1st rd bye		

1981 MIDWEST REGIONAL		#5 seed (#12)
1st RD:	#12 Mercer	W 73 67
2nd RD:	#4 (#12) Louisville	W 74 73
Sweet 16: #1 (#4) LSU		L 56 72

1980 MIDWEST REGIONAL		#10 seed
1st RD:	#7 Kansas State	L 53 71

1979 MIDWEST REGIONAL		#2 seed (#5^)
*2nd RD:	#7 Weber State	W 74 63
Sweet 16: #3 (#13) Louisville		W 73 62
ELITE 8: #1 (#1) Indiana State		L 71 73
* earned 1st rd bye		
^ Arkansas was ranked #7 for the Weber State game		

1978 WEST REGIONAL		#2L seed (#5^)
NOTE: The 8-team regions had 4 automatic qualifiers (Q) and 4 at-large selections (L)		
1st RD:	#4Q Weber State	W 73 52
Sweet 16: #1Q (#2) UCLA		W 74 70
ELITE 8: #4L Cal State Fullerton		W 61 58
FINAL FOUR		
Semifinal:	#2Q (#1) Kentucky	L 59 64
Consolation:	#2L (#6) Notre Dame	W 71 69
NATIONAL 3RD-PLACE		
^ Arkansas was ranked #7 for the Weber State game		

1977 MIDWEST REGIONAL		(#8)
1st RD:	Wake Forest	L 80 86

1958 MIDWEST REGIONAL		
Sweet 16: (#18) Oklahoma State		L 40 65
Consolation: (#3) Cincinnati		L 62 97

1949 WESTERN REGIONAL		(#20)
ELITE 8: Oregon State		L 38 56
Consolation: Wyoming		W 61 48

1945 WESTERN REGIONAL		
ELITE 8: Oregon		W 79 76
FINAL FOUR		
Semifinal:	Oklahoma State +	L 41 68
+ known as Oklahoma A&M then		

1944		
Team earned an NCAA Berth but did not participate due to automobile accident		

1941 WESTERN REGIONAL		
ELITE 8: Wyoming		W 52 40
FINAL FOUR		
Semifinal:	Washington State+	L 53 64

6 FINAL FOURS

11 ELITE EIGHTS

13 SWEET SIXTEENS



1994 NCAA CHAMPION

1995 NCAA RUNNER-UP

