



GONZAGA

CBS (Jim Nantz, Bill Raftery, Grant Hill and Tracy Wolfson) | Gonzaga Learfield Radio Network (Tom Hudson and Adam Morrison)

GAME 32

1-seed Gonzaga (28-3)

vs. 4-seed Arkansas (27-8)

March 24 | 4:09 p.m. | San Francisco

Chase Center (18,064)



THE TIPOFF

- Top-seeded Gonzaga squares off with fourth-seeded Arkansas Thursday in the 2022 NCAA Tournament West Regional Semifinals in San Francisco, at 4 p.m. It's the second all-time meeting, with the Zags winning the only previous matchup in 2013.
- The Zags appear in the seventh straight Sweet 16, the longest active streak in the nation, and third all-time.
- GU is making its 23rd consecutive NCAA Tournament Appearance and 24th overall. The 23 straight berths to the field is the third-longest current streak in the nation (Kansas 32 and Michigan State 24).
- The Zags are 41-23 all-time in the 24 NCAA Tournament appearances with 12 trips to the Sweet 16, five trips to the Elite Eight, two Final Fours and two appearances in the national championship game.
- Gonzaga is the number one overall seed for the second straight season, and second time in program history. The Bulldogs received a one-seed for the fifth time in program history, the third straight tournament, and fourth in the last five tournaments. GU is the first program to receive back-to-back number one overall seeds since Duke in 1999, 2000 and 2001.
- The Zags are 38-21 in the NCAA Tournament under head coach Mark Few with a berth in all 23 seasons.
- GU has the most wins in the NCAA Tournament since 2017, going 17-4, Michigan is next at 14-4. The Bulldogs' 22 wins in the tournament since 2015 are also the most, with Villanova and North Carolina second at 18 and Duke at 16.
- GU is first in the nation in scoring offense (87.8), scoring margin (21.8), FG percentage (52.6) and defensive rebounds (32.13), second in two-point percentage (61.0), second in FG percentage defense (37.9), third in rebound margin (8.7), assists per game (18.4) and rebounds per game (41.7), fifth in assist-turnover ratio (1.6), sixth in blocked shots per game (5.9).
- Andrew Nembhard is seventh in the nation in assist-to-turnover ratio (3.18). Chet Holmgren and Drew Timme are 12th and 17th in the nation shooting 60.9 percent and 59.2 percent from the field. Holmgren is fourth with 115 blocks and fourth averaging 3.71 blocks per game. He's eighth grabbing 8.03 defensive rebounds per game.
- Timme and Holmgren were named Second Team All-American by Sporting News and the Associated Press, and were named to the Wooden Award National Ballot. Timme was Second Team All-American by the NABC and USBWA, while Holmgren was third team by those outlets. Holmgren is a Malone Award Finalist (nation's top power forward), Nembhard is a Cousy Finalist (nation's top point guard), and Timme is an Abdul-Jabbar Finalist (nation's top center).
- Timme was named the West Coast Conference Player of the Year, while Chet Holmgren was the Newcomer and Defensive Player of the Year. Timme, Holmgren and Andrew Nembhard earned First Team All-WCC honors.
- GU was 12-3 versus Quad 1 and 2 teams, 10-3 vs. Quad 1, the fourth-most wins in the nation vs. Quad 1 teams.
- The Zags are first in KenPom's rankings (first offensive efficiency and ninth efficient defense).
- The Bulldogs have won 80 of their last 85 games, and since the start of the 2019-20 season, GU has won a national-best 90 out of their last 96 games. Gonzaga is also 61-4 since the start of 2020-21.

GAME AT A GLANCE

SERIES INFO: This is the second meeting between GU and Arkansas. The Zags won the only previous meeting.

LOCATION LOCATION LOCATION: IN SPOKANE: 0-0 | IN FAYETTEVILLE: 0-0 | NEUTRAL: 1-0

FIRST MEETING: The Zags won the only meeting 91-81 in the 2013 Maui Invitational Fifth-Place Game.

LAST MEETING: In that lone meeting in Lahaina, Kevin Pangos scored 34 points and made seven of his eight three-pointers. Sam Dower Jr. had 19 points and Gary Bell Jr. 13 for the Zags.

UNDER FEW: This is the second meeting against Arkansas under Mark Few, with that Maui game being the first.

VERSUS THE SEC: The Bulldogs are 16-9 all-time versus current members from the Southeastern Conference, including a 90-67 victory over Auburn in its latest matchup with the league last season in Ft. Myers, Fla.

SCHEDULE/RESULTS (H: 16-0; A: 5-1; N: 7-2)

Date	GU Rank	Opp Rank	Opponent	TV	Time/Result
OCTOBER					
31	1/1	-/-	# EASTERN OREGON	SWX	W, 115-62
NOVEMBER					
5	1/1	-/-	# LEWIS-CLARK STATE	KHQ	W, 112-62
9	1/1	-/-	DIXIE STATE	KHQ/ROOT	W, 97-63
13	1/1	5/5	TEXAS	ESPN2	W, 86-74
15	1/1	-/-	ALCORN STATE	KHQ/ROOT	W, 84-57
19	1/1	-/-	BELLARMINE	KHQ/ROOT	W, 92-50
22	1/1	-/-	% vs. Central Michigan	ESPNU	W, 107-54
23	1/1	2/2	% vs. UCLA	ESPN	W, 83-63
26	1/1	5/6	@ vs. Duke	ESPN	L, 81-84
29	3/3	-/-	TARLETON STATE	KHQ/ROOT	W, 64-55
DECEMBER					
4	3/3	16/16	^ vs. Alabama	ESPN2	L, 82-91
9	5/5	-/-	MERRIMACK	KHQ/ROOT+	W, 80-55
12	5/5	-/-	WASHINGTON	ESPN	Canceled
18	5/4	25/24	& vs. Texas Tech	CBS	W, 69-55
20	4/4	-/-	NORTHERN ARIZONA	KHQ/ROOT	W, 95-49
28	4/4	-/-	NORTH ALABAMA	KHQ/ROOT	W, 93-63
JANUARY					
8	4/4	-/-	* PEPPERDINE	KHQ/ROOT	W, 117-83
13	2/2	RV/RV	* BRIGHAM YOUNG	ESPN2	W, 110-84
15	2/2	-/-	* at Santa Clara	KAYU/ROOT	W, 115-83
20	1/1	-/RV	* SAN FRANCISCO	CBS Sports Net	W, 78-62
27	2/1	-/-	* LOYOLA MARYMOUNT	CBS Sports Net	W, 89-55
29	2/1	-/-	* PORTLAND	KHQ/ROOT	W, 104-72
FEBRUARY					
3	2/1	-/-	* at San Diego	ESPN2	W, 92-62
5	2/1	-/-	* at Brigham Young	ESPN	W, 90-57
10	2/1	-/-	* PACIFIC	CBS Sports Net	W, 89-51
12	2/1	22/22	* SAINT MARY'S	ESPN2	W, 74-58
16	1/1	-/-	* at Pepperdine	ESPN2	W, 86-66
19	1/1	-/-	* SANTA CLARA	KAYU/ROOT	W, 81-69
24	1/1	-/RV	* at San Francisco	ESPN2	W, 89-73
26	1/1	23/23	* at Saint Mary's	ESPN	L, 57-67
MARCH					
7	1/1	RV/RV	1 4-seed San Francisco	ESPN	W, 81-71
8	1/1	17/17	1 2-seed Saint Mary's	ESPN	W, 82-69
17	1/1	-/-	+ 16-seed Georgia State	TNT	W, 93-72
19	1/1	RV/RV	+ 9-seed Memphis	TBS	W, 82-78
21	1/1	17/18	= 4-seed Arkansas	CBS	4:09 p.m.

Pacific times and HOME GAMES are in all caps | Polls: AP Top 25 / USA Today | # Exhibition game
 % Empire Classic - Las Vegas (T-Mobile Arena) | @ Continental Tires Challenge - Las Vegas (T-Mobile Arena)
 ^ Battle in Seattle - Seattle (Climate Pledge Arena) | & Jerry Colangelo Classic - Phoenix (Footprint Center)
 * West Coast Conference game | ~ WCC Championships - Las Vegas (Orleans Arena)
 + NCAA First and Second Rounds - Portland (Moda Center)
 = NCAA West Regional Semifinal and Final - San Francisco (Chase Center)



87.8	◀	POINTS PER GAME	76.2
52.6	◀	FG%	43.5
37.4	◀	3FG%	30.5
71.2		FT%	▶ 75.9
41.7	◀	REBOUNDS PER GAME	38.1
18.4	◀	ASSISTS PER GAME	13.9
6.5		STEALS PER GAME	▶ 7.7
66.0	◀	SCORING DEFENSE	68.0
37.9	◀	FG% DEFENSE	41.0
8.7	◀	REBOUND MARGIN	3.4

PROBABLE STARTERS AND ROTATION (Based on previous game)

MIN -- 31.7	MIN -- 27.2	MIN -- 26.5	MIN -- 27.7	MIN -- 27.0
PPG -- 12.0	PPG -- 11.3	PPG -- 11.8	PPG -- 18.2	PPG -- 14.2
FG% -- 46.2	FG% -- 51.1	FG% -- 50.4	FG% -- 59.2	FG% -- 60.9
3FG% -- 38.5	3FG% -- 47.0	3FG% -- 37.1	3FG% -- 29.6	3FG% -- 39.2
AST -- 5.8	AST -- 2.3	RPG -- 5.5	RPG -- 6.7	RPG -- 9.8
STL -- 1.5	STL -- 0.6	AST -- 1.0	BLK -- 0.8	BLK -- 3.7
Anton Watson	F JR 6-8 225	Averaging 8.6 points on 54.5 percent shooting from the field in WCC games		
Nolan Hickman	G FR 6-2 185	WCC All-Freshman Team; Averaged 16.3 minutes per league game		
Hunter Sallis	G FR 6-5 175	Shooting 57.4 percent from the field in 13.9 minutes during WCC games		

NODS AND HONORS

Rasir Bolton

Athlon Top 100 Players (No. 96)
ESPN Top Transfers (No. 45)
All-WCC Honorable Mention

Mark Few

Naismith COY Late Season Watch List

Chet Holmgren

Athlon Top 100 Players (No. 8)
Athlon Most Impactful Freshmen (No. 3)
Athlon All-American Second Team
Athlon All-WCC First Team
CBS All-American Third Team
CBS Sports Top 100 (No. 5)
College Hoops Today All-American Second Team
College Hoops Today National Impactful Freshman
College Hoops Today All-WCC Team
ESPN Preseason WCC Newcomer of the Year
Stadium All-American Second Team
The Athletic All-American Second Team
Abdul-Jabbar Award Watch List
NABC Preseason Player of the Year Watch List
Sporting News All-American Second Team
Naismith Trophy Preseason Watch List
Wooden Award Preseason Watch List
WCC Freshman of the Week (Nov. 15)
WCC Freshman of the Week (Nov. 22)
WCC Freshman of the Week (Nov. 29)
WCC Freshman of the Week (Dec. 6)
Wooden Award Midseason Top 25 Watch List
WCC Freshman of the Week (Jan. 17)
WCC Freshman of the Week (Jan. 24)
Naismith Defensive POY Watch List
WCC Freshman of the Week (Jan. 31)
Wooden Late Season List
Malone Award Top 10
WCC Freshman of the Week (Feb. 7)
WCC Player of the Week (Feb. 7)
Naismith Trophy Midseason Watch List
WCC Freshman of the Week (Feb. 21)
Naismith Defensive POY Semifinalist
WCC Newcomer of the Year
WCC Defensive Player of the Year
All-WCC First Team
All-WCC Freshman Team
Sporting News All-American Third Team
Malone Award Finalist
Naismith Trophy Semifinalist
Naismith Defensive POY Finalist
NABC All-District 9 First Team
NABC All-American Third Team
AP All-American Second Team
USBWA All-District IX
USBWA All-American Third Team
The Athletic National Freshman of the Year

Nolan Hickman

College Hoops Today National Impactful Freshman
WCC Freshman of the Week (Jan. 3)
All-WCC Freshman Team

SWEET 16 PRESS CONFERENCE SLATE

- Wednesday, March 23

12:10-12:25 pm - Gonzaga Student-Athletes

12:25-12:40 pm - Coach Few

NCAA TOURNAMENT NOTES

- Gonzaga is making its 23rd consecutive NCAA Tournament Appearance and 24th overall.
- The 23 straight berths to the field are the third-longest current streak in the nation (Kansas and Michigan State). The Zags are 41-23 all-time in their 24 NCAA Tournament appearances with 12 trips to the Sweet 16, five trips to the Elite Eight, two Final Fours and two appearances in the national championship game.
- GU is 38-21 in the NCAA Tournament under Mark Few with a berth in all 23 seasons of Few's head coaching career.
- The Bulldogs have the most wins in the NCAA Tournament since 2017, going 17-4, Michigan is next at 14-4. GU's 21 wins in the tournament since 2015 is also the most, with Villanova second at 18 and North Carolina third at 17.
- Gonzaga is one of only two teams to win its opening-round NCAA Tournament game each of the last 13 tournaments, Kansas is the other at 15.
- The Bulldogs are 32-17 all-time as a single-digit seed, with a 15-2 record in first round games as a single-digit seed.
- The Bulldogs received a one-seed for the fifth time in program history, the third straight season, and the fourth time in the last five NCAA Tournaments. GU was projected as a top seed in the 2020 tournament that was cancelled as well.
- The Zags are the top-overall seed for the second straight season, and the second time ever in program history.
- GU plays in San Francisco in the NCAA Tournament for the first time in program history.
- In 2020-21, [1] GU defeated [16] Norfolk State and [8] Oklahoma, advancing to the Sweet 16, where it beat [5] Creighton, before defeating [6] Southern California in the Elite Eight and [11] UCLA in the Final Four. The Zags fell to [1] Baylor in the national championships. The entire tournament was held in Indianapolis.

FACT CHECKING

- During Few's coaching career, his GU teams are 31-7 (.816) as the higher seed, including a 24-3 mark since 2009.
- 2019: #3 Texas Tech def. #1 Gonzaga
- 2018: #9 Florida State def. #4 Gonzaga
- 2013: #9 Wichita State def. #1 Gonzaga
- 2008: #10 Davidson def. #7 Gonzaga
- 2005: #6 Texas Tech def. #3 Gonzaga
- 2004: #10 Nevada def. #2 Gonzaga
- 2002: #11 Wyoming def. #6 Gonzaga
- Since 2009, the Zags have lost only three games against a lower-seeded team, a span of 11 NCAA Tournaments.
- Few's teams have also pulled seven upset wins in his 20 previous NCAA Tournaments.

SERIES NOTES

- This is the second all-time meeting between Gonzaga and Arkansas. The Bulldogs won the only other previous meeting, defeating Arkansas, 91-81, in the fifth-place game at the 2013 Maui Invitational. Kevin Pangos scored 34 points and made seven of eight from behind-the-arc for No. 11 GU. Sam Dower Jr. had 19 points and Gary Bell Jr. 13 for the Zags.
- The Bulldogs are 16-9 all-time versus current members from the Southeastern Conference, including a 90-67 victory over Auburn in its latest matchup with the league last season in Ft. Myers, Fla. Gonzaga has won eight of its last 10 against current SEC opponents.

SCOUTING THE RAZORBACKS

- Arkansas beat 12th-seeded New Mexico State in the second round, 53-48, Thursday. JD Notae scored a game-high 18 points and had eight steals for the Razorbacks. Jaylin Williams added 10 points with 15 rebounds. Arkansas made just 27.5 percent from the field, including 3-of-16 from three-point range, but forced 19 turnovers on 12 steals.
- The Razorbacks outlasted 13th-seeded Vermont in the first round last Thursday, 75-71.
- Four Razorbacks average double-digit scoring led by Notae's 18.4 points per game. He's dished out a team-best 124 assists and leads Arkansas with 77 steals.
- Stanley Umude (12.0), Au'Diese Toney (10.7) and Williams (10.5) also average double-digit scoring.
- Williams pulls down a team-high 9.8 rebounds per outing.
- Notae earned third team All-American honors by the Associated Press and Sporting News. He was named the USBWA District VII Player of the Year and First Team All-SEC. Williams was also tabbed First Team All-SEC.
- Arkansas rose to No. 10 in the AP Poll this season on Nov. 29, before finishing the regular season at 17.
- The Razorbacks fell to Texas A&M in the SEC Tournament semifinals after earning the four seed.

ON THIS DAY IN ZAG HISTORY

- This is Gonzaga's first game on March 24 since joining NCAA Div. 1 in 1958-59.

MILESTONE WATCH

- Chet Holmgren's 115 blocks rank second in program history for most in a season. Brandon Clarke set the record in 2018-19 with 117. Clarke had 99 blocks after 31 games that season, averaging 3.19 per outing.
- Holmgren is two blocks from matching Clarke for sixth for most in a career in program history.
- Rasir Bolton is three steals from 100 in his career.
- Anton Watson is four steals from 100 in his career.
- Timme is at 1,496 points in his career, which is 17th all-time at GU, 12 points from 16th and 14 from 15th.
- Timme just eclipsed 600 rebounds in his career, and is now at 610, which is 14th all-time at Gonzaga.
- Andrew Nembhard is 12 assists from 700 in his career, and four from eighth-most in a single season in GU history.
- Rasir Bolton is 15 assists from 300 in his career.

RIP CITY SWAGGER

- Drew Timme totaled 57 points, while shooting 62.2 percent (23-of-37) in the first and second round wins in Portland. He added 27 rebounds and six assists.
- After scoring 22 of his 32 points in the second half win over Georgia State in the first round, Timme had 21 points in the second half against Memphis. He finished 19-of-27 (70.4 percent) from the field in the second half in the first two rounds.
- Andrew Nembhard had 16 assists and 32 points in the two games in Portland. Eight of his nine made shots from the field were from behind-the-arc.
- Chet Holmgren scored 28 points at 60 percent shooting from the field. He blocked 11 shots and grabbed 26 boards.
- Rasir Bolton averaged 13.5 points at 64.3 percent shooting from the field, including 5-of-10 from three-point range.

SWEET 16 ALL OVER AGAIN

- Gonzaga is the only program in the country to appear in each of the last six Sweet 16s.
- Per ESPN stats, the Zags are the fourth program ever to reach six straight Sweet 16s. They join UCLA, Duke, and North Carolina.



ELITE FEAT

- GU is one win from its sixth appearance in the Elite Eight.
- The Zags have appeared in the Elite Eight four times in the last six tournaments. (2015, 2017, 2019, 2021)

SECOND ROUND NUGGETS

- Chet Holmgren's four blocks against Memphis is tied for the sixth-most in an NCAA Tournament game in program history.
- Drew Timme's 10 made field goals are tied for the fifth-most in a tournament game in GU history. His 14 rebounds are tied for the fifth-most.
- Andrew Nembhard's five made three-pointers are tied for the sixth-most in the NCAA Tournament all-time at Gonzaga.
- The Zags' seven turnovers are tied for the third fewest in a tournament game in program history.

A NOTEWORTHY FIRST ROUND

- Drew Timme's 32 points are the third most in program history in a NCAA tournament game. His 13 made field goals are the second most.
- Andrew Nembhard's 11 assists were a Gonzaga single game record in the tournament, and third in WCC history.
- Chet Holmgren's seven blocks were a single game record for the Zags in the NCAA Tournament and a West Coast Conference record, while his 17 rebounds tied Domantas Sabonis' GU record set against Syracuse in 2016. Bo Kimble owns the WCC record at 18.
- As a team, the Bulldogs' 54 rebounds and nine blocks were new single game program records. The 36 made field goals and seven turnovers both rank second all-time at GU, while the 93 points and 23 assists are third.

WHERE THEY STAND NOW

- Drew Timme now has 179 total points in the NCAA tournament, making him the all-time GU leading scorer in the tourney. He has 71 made field goals in the tournament, which also leads GU in tourney all-time.
- Timme moved up to second with 36 made free-throws and 53 attempted free throws. He is now fifth with 66 rebounds.
- Andrew Nembhard has 46 assists in the NCAA Tournament, which is second all-time behind Josh Perkins (57).
- Anton Watson is tied for third in program history with 12 steals in the NCAA Tournament in his career.
- Chet Holmgren is fifth all-time at GU with 11 blocks in the NCAA Tournament.

ARE YOU KIDDING ME CHET

- Chet Holmgren has more blocks (115) than missed shots from the field (106) so far this season.
- Holmgren is already seventh in program history for most blocked shots in a career, just two away from sixth.
- Holmgren tied the West Coast Conference record averaging 3.7 blocks per league game, matching Hondre Brewer's mark in 2002.

ALL ZAGS NO BRAKES

- Gonzaga's average possession length of 14.6 tops the nation, tied with St. John's at 14.6.
- The Bulldogs are sixth in the country in adjusted tempo at 73.7. Charleston is first at 73.8.
- GU ranks third in the country in 32.4 percent of the Bulldogs' field goal attempts come in transition.
- According to analytics at EvanMiya.com, Gonzaga is averaging 1.19 per game of 10-0 or better, which leads the country. Arizona is second at 1.09. The Zags are second in the nation with 37 double digit scoring runs this season. Arizona is first with 38 made in six more games than GU.

- On defense, Gonzaga has only allowed five runs of 10-0 or better (0.16), which is tied for fourth.

BALANCING ACT

- Five Zags are currently averaging double-digit scoring with a sixth player at 7.5 points per game.
- Gonzaga has had at least four players reach double-digits in the same game 21 times this season, five players eight times, and six players four times.
- The Bulldogs are 97-4 in last 101 games when four players have double-digit scoring.
- Eight Zags have reached double-digit scoring this season, all multiple times. Five GU players have reached 20 points.
- Six different Gonzaga players have led the team in scoring in a game this season, while five have led in rebounding.

POWER IN THE PAINT

- Gonzaga tops the nation shooting 61.0 percent inside-the-arc. Belmont is second at 60.7.
- Chet Holmgren is second in the country making 74.0 percent from inside-the-perimeter. Holmgren is first in the WCC, while Julian Strawther (66.4), Drew Timme (61.4), Nolan Hickman (60.0) and Anton Watson (59.7) are third, fifth, ninth and 10th on two-pointers.
- GU has outscored their opponent in the paint in 57 of the past 64 games, and is 60-4 during this stretch.
- The Bulldogs have reached at least 50 points in the paint in 11 games this season, scoring 60 or more three times.

TWO HALVES MAKE A WHOLE

- The Zags lead the country averaging 43.1 points per first half, with South Dakota State second at 41.3. GU led last season averaging 45.4 points in the first half.
- GU tops the nation with a 11.9 scoring margin in the first half. The Zags led the stat last season at 13.0.
- Gonzaga also tops the country in points per second half this season (44.9) and second half margin (9.9).
- Earlier this season, the Bulldogs scored at least 60 points in three straight first halves. Per ESPN Stats and Info, Gonzaga is the first team over the last 25 seasons to score 60 points in the first half of three straight games versus Div. 1 opponents.

TIMME TIDBITS

- GU is 27-1 when Drew Timme scores 20 or more.
- Timme's record in his appearances is 87-6 (.935).

SAME OL' STORY

- Gonzaga has led the nation in scoring and scoring margin in each of the past three seasons, and currently lead in those stat categories this season.
- Additionally, the Zags have had the most efficient offense according to KenPom in each of the last three seasons. (2020-21: 126.4, 2019-20: 121.3, 2018-19: 124.5)
- GU has had the best field goal percentage in two of the last three seasons and was second in 2019-20 (51.5). The Bulldogs currently lead the nation in field goal percentage. (2020-21: 53.5, 2018-19: 52.6)
- Gonzaga led WCC in scoring in each of the past five seasons, scoring margin in every season since 2013, and field goal percentage in the past four seasons.

QUICK NUGGETS

- In Gonzaga's 16 home games this season (640 minutes), the Zags trailed for 23 minutes and 29 seconds. Last season in the 480 minutes of home games, GU trailed for 24 minutes and one second.

Andrew Nembhard

Athlon Top 100 Players (No. 26)
The Athletic Top Guards (No. 5)
Preseason All-WCC Team
CBS Sports Top 100 (No. 21)
College Hoops Today All-WCC Team
Cousy Award Watch List
Naismith Trophy Preseason Watch List
Wooden Award Preseason Watch List
WCC Player of the Week (Dec. 20)
Cousy Award Top 10
Cousy Award Finalist
All-WCC First Team
USBWA All-District IX

Hunter Sallis

Athlon Most Impactful Freshmen (No. 14)
West Award Watch List
College Hoops Today National Impactful Freshman

Julian Strawther

All-WCC Honorable Mention

Drew Timme

Athlon Top 100 Players (No. 1)
Athlon All-American First Team
Athlon All-WCC First Team
Blue Ribbon All-American First Team
CBS National Preseason Player of the Year
CBS All-American First Team
CBS Sports Top 100 (No. 1)
College Hoops Today All-American First Team
College Hoops Today WCC Player of the Year
College Hoops Today All-WCC Team
ESPN Preseason WCC Player of the Year
Stadium National Preseason Player of the Year
Stadium All-American First Team
The Athletic Preseason Player of the Year
The Athletic All-American First Team
Malone Award Watch List
Sporting News All-American First Team
NABC Preseason Player of the Year Watch List
Naismith Trophy Preseason Watch List
Wooden Award Preseason Watch List
WCC Player of the Week (Nov. 15)
Wooden Award Midseason Top 25 Watch List
WCC Player of the Week (Jan. 17)
March Madness Player of the Week (Jan. 18)
ESPN.com Player of the Week (Jan. 18)
Naismith Trophy Player of the Week (Jan. 18)
Wooden Late Season List
Abdul-Jabbar Award Top 10
Naismith Trophy Midseason Watch List
WCC Player of the Year
All-WCC First Team
Sporting News All-American Second Team
Naismith Trophy Semifinalist
NABC All-District 9 First Team
NABC All-American Second Team
AP All-American Second Team
USBWA All-District IX Player of the Year
USBWA All-District IX
USBWA All-American Second Team



GENERAL

Location..... Spokane, Wash.
Founded..... 1887
Total Enrollment 7,566
Undergraduate 5,320
Master's Students 1,601
Doctoral Students..... 293
Law Students 352
Campus Size 152 acres
Nickname..... Bulldogs
Colors Navy and white
Conference West Coast (WCC)

ADMINISTRATION

President Dr. Thayne M. McCulloh
Alma Mater..... Gonzaga '89
Athletic Director Chris Standiford
Alma Mater..... Gonzaga '91
Athletic Phone (509) 313-4202
Ticket Office Phone (509) 313-6000

SPORTS INFORMATION

Asst. AD/Communications (MBB) Barrett Henderson
Office Phone (509) 313-4288
Cell Phone..... (541) 805-5687
Email hendersonb@gonzaga.edu
SID Mailing Address
..... Gonzaga Athletics
..... 502 E. Boone Ave.
..... Spokane, WA 99258-0066
Web Site..... www.GoZags.com
Twitter @ZagMBB
Instagram @ZagMBB
Facebook /ZagMBB

RADIO INFORMATION

Gonzaga Sports Properties
Contact Mark Livingston
Address
..... Gonzaga Athletics
..... 502 E. Boone Ave.
..... Spokane, WA 99258-0066
Phone (509) 313-5729
Play-by-Play Announcer Tom Hudson
Email tomhudson@icloud.com
Analyst Adam Morrison

MCCARTHEY ATHLETIC CENTER

Year Opened 2004
Capacity 6,000
Consecutive sellouts 267 (11/19/04-present)
Straight sellouts overall 289 (since 11/8/01)
Record 252-15 (.943)
Undefeated seasons (last) 7 (2021-22)
Conference Record..... 136-7 (.950)
Undefeated seasons (last) 12 (2021-22)

- The Bulldogs largest deficit at home this season was 15-4, at the 13:00 mark of the first half versus USF.
- Since March 2016, Gonzaga is 27-10 vs. ranked opponents. The Zags had a 10 game win streak versus ranked teams (2019-21) before the loss to Baylor, and won 15 of last 19 games against ranked foes.
- Gonzaga has won 136 straight games when leading by 10 or more points at halftime.
- GU's 37-game home win streak versus West Coast Conference foes is the longest in program history.
- Gonzaga has won 32 straight games in January, dating back to a 74-71 home loss to Saint Mary's in 2018.

THIRTY-WIN CLUB

- GU is the only program in NCAA Div. 1 history to reach post five consecutive 30-win seasons, accomplishing the feat in the last five seasons.
- GU has reached 30 wins in a season seven times, all coming in the last eight years; 32-3 in 2012-13, 35-3 in 2014-15, 37-2 in 2016-17, 32-5 in 2017-18, 33-4 in 2018-19, 31-2 in 2019-20, and 31-1 last season.
- GU has finished with 29 wins three previous times.

ZAGS HIT 25 WINS ... AGAIN

- Gonzaga has reached 25 wins for the 15th straight season, matching Kansas' NCAA Div. 1 record set from 2005-20.
- The Zags have reached the 25-win plateau in 18 of the last 19 seasons, and 22 of the last 24.

THE FLOOR GENERAL

- Andrew Nembhard dished out 6.4 assists in West Coast Conference play, which led the league. Portland's Tyler Robertson was the next closest at 5.0.
- It was the most by a Zag since Jeremy Pargo averaged 6.5 in WCC action in 2007-08.
- Nembhard also topped the conference with a 4.29 assist-to-turnover ratio.
- He had 21 turnovers in WCC play to his 90 assists.
- The Canadian native averaged 13.8 points per WCC game, shooting 94.1 percent from the line (32-of-34).

ZAGS IN THE WCC TOURNAMENT

- Gonzaga is 63-16 all-time in the West Coast Conference Tournament with 20 titles and 28 finals appearances, including each of the last 25 seasons.
- The Zags 25 straight appearances in the conference tournament championship game is a NCAA Div. 1 record. No other team over the last 40 seasons has a streak longer than 11 (Murray State).
- The Bulldogs are 49-5 under Mark Few in the WCC Tournament with title-game appearances in all 23 seasons.
- Few has now won 18 conference tournaments, 3 more than any other head coach all-time (Krzyszewski 15, Calipari 15).
- The Zags are 30-3 in the WCC Tournament since 2009, when the event moved to Las Vegas.
- GU's three losses in the event in Las Vegas have all been to Saint Mary's, the 2010, 2012 and 2019 finals.
- The Bulldogs were 35-13 in the conference tournament prior to it coming to Vegas.
- The Zags have never lost an opening game of the tournament in Las Vegas, winning all 14.
- GU has won the opening game of tournament the past 25 years, dating back to a loss in 64-59 in the 1997 quarterfinals to fourth-seeded USD as a fifth-seed.

- The Bulldogs are 30-6 in opening games at the event, including 14-6 in the quarterfinals (nine straight wins).
- Gonzaga has won in the WCC tournament semifinals in each of the past 25 years. The Zags last loss in the WCC semifinals was 1994, 83-75, to San Diego in Santa Clara.
- The Bulldogs are 28-2 in semifinal games at the tournament, winning all 14 in Las Vegas.
- Gonzaga is 11-3 in the WCC Tournament finals played in Las Vegas, and 20-8 all-time in championship games.

TOP DOG IN VEGAS

- Gonzaga was the one seed in the 2022 West Coast Conference Tournament in Las Vegas.
- GU has been the top seed in the WCC Tournament in 11 of the 14 years that the event has been in Las Vegas since 2009. The other three years, GU was the two-seed.
- Gonzaga has been the top seed in the WCC Tournament 20 times in program history.
- GU is 43-6 in the WCC Tournament as the one-seed.

PERFECT TEN

- Gonzaga clinched the outright West Coast Conference regular season title.
- The Zags have either shared or owned the WCC regular season title outright in each of the last 10 seasons.
- Gonzaga has 25 WCC regular season titles, Coach Few has led the Bulldogs to 21 of them.
- Gonzaga currently owns the nationally-best active streak of regular season titles, owned or shared at 10.
- Since 1997-98, the Bulldogs have either won or shared 23 of the 25 regular season titles, sharing only three (2015-16 with Saint Mary's, 2010-11 with Saint Mary's, 2001-02 with Pepperdine). SMC won the 2011-12 title and Pepperdine took the 1999-2000 title, both by one game over Gonzaga.
- The Zags shared the title with Santa Clara in 1995-96, and won it outright in 1993-94.

DUO NAMED NAISMITH SEMIFINALIST

- Gonzaga's Chet Holmgren and Drew Timme were named to the 2022 Men's Jersey Mike's Naismith Trophy semifinalists.
- GU is one of four with multiple players on the list.

DUO ON WOODEN NATIONAL BALLOT

- Chet Holmgren and Drew Timme were named to the 2022 Men's National Ballot for the John R. Wooden Award.
- Selected by the Wooden Award National Advisory Board, the National Ballot consists of 15 student-athletes who are candidates for the Wooden Award All American Team and Wooden Award Trophy as the most outstanding college basketball player.
- Voting will take place from March 14 to March 21, and voters take into consideration a player's entire season of play, as well as the opening rounds of the NCAA Tournament. The finalists for the 2022 Wooden Award presented by Wendy's will be announced on March 30.

ZAGS RACK UP CONFERENCE AWARDS

- Drew Timme was named the 2022 West Coast Conference Player of the Year and Chet Holmgren earned Newcomer and Defensive Player of the Year honors.
- Timme, Holmgren and Andrew Nembhard were selected First Team All-WCC. Julian Strawther and Rasir



Bolton were tabbed honorable mention. Holmgren and Nolan Hickman earned All-Freshman Team honors.

- The West Coast Conference named a Zag Player of the Year for the fourth straight season. Timme was Gonzaga's 19th WCC Player of the Year. Holmgren is the 12th Bulldog to earn Newcomer of the Year honors, and ninth to receive Defensive Player of the Year.
- All five major individual awards – along with the All-West Coast Conference Teams and the All-Freshman Team – were voted on solely by the league's 10 head coaches.

TIMME NAMED ABDUL-JABBAR FINALIST

- Drew Timme was named one of five finalists for the 2022 Kareem Abdul-Jabbar Center of the Year Award.
- Named after Class of 1995 Hall of Famer and three-time NCAA Champion Kareem Abdul-Jabbar, the annual honor in its eighth year recognizes the top collegiate centers.
- The five finalists for the 2022 Kareem Abdul-Jabbar Center of the Year Award are Walker Kessler (Auburn), Adama Sanogo (Connecticut), Timme (Gonzaga), Kofi Cockburn (Illinois), and Oscar Tshiebwe (Kentucky).

HOLMGREN NAMED MALONE FINALIST

- Chet Holmgren was named one of five finalists for the 2022 Karl Malone Power Forward of the Year Award.
- Named after Class of 2010 Hall of Famer and two-time NBA Most Valuable Player Karl Malone, the annual honor in its eighth year recognizes the top power forwards in Division I men's college basketball.
- The five finalists for the 2022 Karl Malone Power Forward of the Year Award are Jabari Smith (Auburn), Paolo Banchemo (Duke), Holmgren (Gonzaga), Keegan Murray (Iowa) and EJ Liddell (Ohio State).

NEMBARD NAMED COUSY FINALIST

- Andrew Nembhard was named one of the five finalists for the 2022 Bob Cousy Point Guard of the Year Award.
- Named after Class of 1971 Hall of Famer and former Boston Celtic and Holy Cross guard Bob Cousy, the annual honor now in its 19th year recognizes the top point guards in Division I men's college basketball.
- The five finalists for the 2022 Bob Cousy Point Guard of the Year Award are James Akinjo (Baylor), Nembhard (Gonzaga), Sahvir Wheeler (Kentucky), Tyger Campbell (UCLA) and Collin Gillsepie (Villanova).

HOLMGREN NAMED NAISMITH DPOY FINALIST

- The Atlanta Tipoff Club has announced the 2022 Naismith Men's Defensive Player of the Year finalists and Chet Holmgren was one of the four student-athletes recognized.

GONZAGA AT NO. 1

- Gonzaga is at No. 1 in the Associated Press Poll for the ninth week this season.
- In total, the Bulldogs have spent 42 weeks at No. 1 in the AP Poll in program history, which ranks eighth all-time.
- Since 2017, Gonzaga has been No. 1 in 39 of the 114 AP polls (33 percent). That stat leads the country, with Duke second at 18 weeks.
- GU boasts a 68-8 record all-time as No. 1.
- Gonzaga has been ranked No. 1 in the AP poll in six of the last 10 years.
- The Nov. 22 poll was the 20th straight ranking

that the Zags were No. 1. That streak matched the fourth-longest in AP poll history with San Francisco in 1955-56. UCLA topped the ranking for 46 consecutive polls from 1971 to 1974.

STEADY IN THE POLLS

- The Zags' 114 straight AP Poll appearances top the nation, with Villanova second at 59.
- GU is the only program in the country to appear in every AP poll since 2017, with a No. 4 average ranking.
- Since 2017, the Bulldogs have been in the Top 5 for a national-best 78 polls (67 percent of the 114 rankings). Kansas is second appearing in the Top 5 in 64 polls.
- Since 2017, GU has been in the Top 10 in 97 of the 114 polls (84 percent), which leads the country. Kansas is second at 91 polls in the Top-10 since 2017.

WCC NUMBERS

- The Zags won their WCC games by an average margin of 23.5 points, which ranks forth in league history.
- The 2018-19 GU team set a WCC record beating league opponents by a margin of 27 points. The 2016-17 team has the second-largest margin at 26.2, and last season's team was third at 24.1.
- The Bulldogs' 34 straight conference wins ranked as the second-longest streak in league history behind Pepperdine's 38 consecutive victories from 1991 to 1993.
- Gonzaga has won 67 of its last 69 games against WCC foes, and is 63-3 on the road versus league opponents since February 2015.
- During the 520 minutes of conference play, Gonzaga has trailed for only 60 minutes and 43 seconds. In last season's 600 minutes of WCC play, the Bulldogs trailed for 69 minutes and nine seconds.
- Gonzaga averaged 90.8 points per conference game at 52.6 percent shooting from the field.
- Five Zags averaged double-digit scoring in WCC play, with a sixth at 8.6, led by Drew Timme's 18.5 points.
- Holmgren averaged 15.6 points on 62 percent shooting from the field, including 26-of-52 from three (50 percent). He's added 10.9 rebounds and 3.71 blocks.

STREAKS VERSUS THE WCC

- Here's a look at the current streaks over league foes, with GU's last loss versus the opponent at home and on the road. The numbers in parenthesis represents the Zags' win streaks at home and on the road.

WCC Opponent	Wins	Last Road Loss	Last Home Loss
Pepperdine	43	2002 (19)	1998 (24)
LMU	25	2010 (10)	1991 (32)
Santa Clara	24	2011 (9)	2007 (15)
San Francisco	24	2012 (9)	1989 (32)
Pacific	17	1976 (7)	-- (7)
San Diego	15	2014 (7)	2000 (22)
Portland	14	2014 (12)	2003 (16)
BYU	5	2020 (2)	2017 (5)
Saint Mary's	1	2022 (-)	2018 (3)

ANOTHER IMPRESSIVE WCC STAT:

- Since losing 69-66 at San Diego on Feb. 22, 2014, the Zags have gone 116-0 (including conference tournament games) vs. WCC teams not named St. Mary's or BYU.
- Saturday will be 2,948 days since a team other than Saint Mary's or BYU defeated Gonzaga in WCC play.

ZAGS IN PHIL KNIGHT LEGACY IN 2022

- Gonzaga will be one of eight programs competing for

HISTORY

First Season.....	1908
All-time Record	1,757-1,102 (.613)
NCAA Tournament Appearances	24
Record.....	41-22
Last (Round)	2021 (National Runner-Up)
Consecutive	23 (1998-present)
NCAA Sweet 16 Appearances (last).....	12 (2022)
NCAA Elite Eight Appearances (last)	5 (2021)
NCAA Final Four Appearances (last).....	2 (2021)
NIT Appearances (last).....	3 (1998)
WCC Championships (last)	25 (2022)
WCC Tournament titles (last)	20 (2022)

TEAM INFORMATION

2020-21 Record	31-1
Home	12-0
Away	7-0
Neutral	12-1
WCC Record	15-0
Home	8-0
Away	7-0
Finish.....	First
Tournament	Champions
NCAA Tournament.....	National Runner-Up
Associated Press Final Ranking.....	1
USA Today Final Ranking.....	2
Starters Returning/Lost.....	2/3
Letterwinners Returning/Lost	9/6
Points/Rebounds Returning	47.5 percent/42.7 percent

COACHES AND STAFF

Head Coach	Mark Few
Alma Mater.....	Oregon '87
Record at Gonzaga.....	657-128 (23)
Overall Record	657-128 (23)
Assistant Coach.....	Brian Michaelson
Alma Mater.....	Gonzaga '05
Season on staff	Ninth
Assistant Coach.....	Roger Powell Jr.
Alma Mater.....	Illinois '05
Season on staff	Third
Assistant Coach.....	Stephen Gentry
Alma Mater.....	Gonzaga '06
Season on staff	First
Director of Operations.....	Jorge Sanz
Alma Mater.....	Florida Atlantic '11
Season on staff	Fourth
Video Coordinator	Kurt Baumbauer
Alma Mater.....	Gonzaga '17
Season on staff	First
Coordinator of Basketball Administration	Gary Bell Jr.
Alma Mater.....	Gonzaga '15
Season on staff	First
Graduate Assistant	Adam Davidoff
Graduate Assistant	Evan Manning
Strength and Conditioning Coach	Travis Knight
Athletic Trainer.....	Josh Therrien
Academic Support Services.....	Steffany Galbraith
Administrative Assistant	Sonja Steele
Creative Director - Recruiting	Matt Villareal



the Phil Knight Legacy men's title in November 2022.

- Born out of the success of the PK80 events, Phil Knight Legacy, hosted by Rip City Management, LLC, will honor Phil Knight and his contribution to the sport of college basketball. Over Thanksgiving weekend 2022, four women's and eight men's elite Nike sponsored college basketball teams will travel to Portland to compete in the Phil Knight Legacy.
- The field includes Duke, Florida, Gonzaga, Oregon State, Portland State, Purdue, West Virginia and Xavier.
- The event will be in Portland, Ore., Nov. 24-27.

LIFE ON THE ROAD

- Since the 2007-08 season, the Zags are 122-27 in true road games. GU's 81.9-win pct. in true road games is best in the nation over that span.
- Since the 2005-06 season, Gonzaga is 242-69 in road or neutral games. The Zags' 77.6-win percentage in road or neutral games tops the nation over that span.

PERFECTION AT HOME

- The Zags finished an undefeated record at home this season with the win over Santa Clara.
- The 16-0 record was the seventh unbeaten home record in program history, and the fourth straight season.
- Gonzaga has now finished perfect at home in conference action 12 times.

THERE'S NO PLACE LIKE HOME

- GU's 67 straight home wins is the longest streak in program history, breaking the record from 2003-07.
- During the Zags' 67-game home win streak, GU has won 34 times by 30-plus points, 44 times by 20 or more points, and 37 of the wins were versus WCC foes.
- Since the McCarthy Athletic Center opened in 2004, Gonzaga boasts a 252-15 record at home.

- The Zags' 94.3 winning percentage at home since 2004-05 ranks second in the nation.
- GU has sold out every game since the 6,000-seat McCarthy Athletic Center opened, a streak of 267 games.

FEW NAMED TO NAISMITH LATE SEASON LIST

- Mark Few was one of 15 late season candidates for the 2022 Werner Ladder Naismith Men's College Coach of the Year the Atlanta Tipoff Club.
- Few was named last year's Naismith Men's College Coach of the Year and received the honor in 2017.

25/20 VISION:

- GU clinched its 25th straight 20-win season.
- The Zags' 25-straight 20-win seasons rank second for the longest active run in the country. (Kansas 31)
- Prior to the previous 24 seasons, the Bulldogs reached 20 wins in a season eight times since 1907-08.
- Gonzaga has won at least 25 games in each of the last 14 consecutive seasons.

BOOKS AND BALL

- Gonzaga had a 3.01 team GPA for the fall term.
- Rasir Bolton, Abe Eagle and Matthew Lang all were named to the President's List (3.85 or better), with Bolton earning a perfect 4.0 GPA in his Organizational Leadership masters.
- GU had 3.45 Athletic Department-wide GPA.
- For the fifth straight season, Gonzaga men's basketball achieved a perfect 100-percent GSR score.
- The latest Graduation Success Rate (GSR) numbers were released by the NCAA.
- The NCAA Div. 1 GSR for men's basketball is 84%.
- The Zags are the lone program in the West Coast Conference with a 100 percent GSR, with the next three teams behind at 91 percent.

- Gonzaga student-athletes are graduating at a rate of 98 percent, which is tied for second in the country.

ZAGS INK HUFF ON SIGNING DAY

- Head Coach Mark Few announced the signing of Braden Huff to a National Letter of Intent.
- Huff, 6-9, 205, Forward, Glen Ellyn, Ill., is a four-star recruit according to ESPN and 247Sports.
- Huff averaged 15.7 per game, 7.6 rebounds, 2.5 assists and 2.7 blocks as a sophomore at Glenbard West, before registering 17.5 points, 6.5 rebounds, 2.8 assists and 1.5 blocks as a junior. He made 46 percent from the three-point line in 2020-21.

FEW NAMED TO USA BASKETBALL STAFF

- Gonzaga head coach Mark Few has been named as an assistant coach for the men's national team.
- The coaching staff for the 2022-24 USA Basketball Men's National Team was announced when USA Basketball Men's National Team managing director Grant Hill officially named Golden State Warriors head coach Steve Kerr to lead the USA Men's National Team.
- Additionally, Few, Miami Heat head mentor Erik Spoelstra and Phoenix Suns head coach Monty Williams were named assistant coaches.
- The staff will lead the USA National Team in 2022-24, which will include all USA Men's National Team training camps, and, if the USA qualifies, the 2023 FIBA World Cup that is scheduled to be held in the Philippines, Japan, and Indonesia from Aug. 25-Sept. 10, 2023, and the 2024 Summer Olympic Games that are scheduled for July 26-Aug. 11 in Paris, France.
- Few was an assistant coach to the Team USA Select Team at the USA Basketball Men's National Team Training Camp in Las Vegas this past summer.

	POINTS BREAKDOWN					GAME TRENDS	
	Off Turnovers	2nd Chance	In Paint	Fast Break	Bench	Largest Deficit	
Nov. 9 - Dixie State	24-18	16-13	54-28	22-6	35-21	18 (35-53 19:22, 2nd)	Dec. 4 - vs. Alabama
Nov. 13 - Texas	11-11	6-9	44-22	4-9	17-28		
Nov. 15 - Alcorn State	18-12	6-7	54-42	17-10	30-25	Largest Deficit Overcome	
Nov. 19 - Bellarmine	25-8	20-5	42-32	6-3	19-9	12 (31-43 19:25, 2nd)	Mar. 19 - vs. Memphis
Nov. 22 - Central Michigan	22-10	18-4	58-10	18-5	46-22	- GU regained lead 58-57 (10:16, 2nd)	
Nov. 23 - UCLA	4-8	5-16	34-30	18-5	5-8	Largest Deficit Overcome in Win	
Nov. 26 - Duke	2-23	9-8	52-42	11-15	7-11	12 (31-43 19:25, 2nd)	Mar. 19 - vs. Memphis
Nov. 29 - Tarleton State	11-19	4-5	38-24	22-4	7-11	- GU regained lead 58-57 (10:16, 2nd)	
Dec. 4 - Alabama	13-18	16-17	40-36	9-13	23-28		
Dec. 9 - Merrimack	8-15	20-9	42-26	17-4	20-6	Games Trained at Half	
Dec. 18 - Texas Tech	7-6	10-4	16-26	8-4	17-8	Nov. 26 - vs. Duke	42-45
Dec. 20 - Northern Arizona	27-5	8-12	42-22	20-3	40-8	Dec. 4 - vs. Alabama	35-51
Dec. 28 - North Alabama	22-7	17-11	52-26	18-3	37-30	Feb. 26 - at Saint Mary's	21-36
Jan. 8 - Pepperdine	28-16	13-11	68-32	11-20	54-26	Mar. 19 - vs. Memphis	31-41
Jan. 13 - BYU	28-12	6-8	54-34	25-14	22-25		
Jan. 15 - Santa Clara	23-20	11-14	62-36	23-14	37-26	Games trailed in wins, latest time and total time trailed	
Jan. 20 - San Francisco	13-8	5-4	38-30	14-9	13-7	Nov. 13 - Texas	2-3 (19:13, 1st) (0:11)
Jan. 27 - Loyola Marymount	17-6	7-10	40-28	23-0	34-19	Nov. 15 - Alcorn	0-2 (19:25, 1st) (0:16)
Jan. 29 - Portland	26-15	15-15	28-32	18-4	29-18	Nov. 19 - Bellarmine	10-11 (13:55, 1st) (2:06)
Feb. 3 - San Diego	17-9	17-11	10-8	48-22	13-6	Nov. 23 - vs. UCLA	0-2 (18:45, 1st) (0:45)
Feb. 5 - BYU	17-7	4-8	44-22	21-5	10-10	Nov. 29 - Tarleton State	28-30 (17:01, 2nd) (1:50)
Feb. 10 - Pacific	10-5	13-2	38-30	10-0	18-22	Dec. 18 - vs. Texas Tech	1-3 (18:48, 1st) (0:14)
Feb. 12 - Saint Mary's	4-9	2-0	44-32	10-5	6-19	Jan. 13 - BYU	20-22 (12:11, 1st) (4:12)
Feb. 16 - Pepperdine	12-13	16-7	58-24	18-2	26-7	Jan. 20 - San Francisco	29-30 (2:31, 1st) (9:48)
Feb. 19 - Santa Clara	9-6	10-10	28-28	19-10	19-14	Jan. 27 - LMU	2-4 (15:05, 1st) (2:33)
Feb. 24 - San Francisco	11-11	6-4	48-26	4-9	7-19	Feb. 5 - at BYU	4-5 (17:14, 1st) (2:04)
Feb. 26 - Saint Mary's	15-13	8-11	28-40	7-6	0-14	Feb. 12 - Saint Mary's	11-12 (11:42, 1st) (1:40)
Mar. 7 - San Francisco	18-10	4-11	52-18	10-13	10-22	Feb. 19 - Santa Clara	10-11 (15:31, 1st) (0:26)
Mar. 8 - Saint Mary's	14-10	7-5	34-38	15-4	11-6	Mar. 8 - vs. Saint Mary's	11-12 (12:04, 1st) (5:46)
Mar. 17 - Georgia State	4-4	17-23	62-24	19-8	20-19	Mar. 17 - vs. Georgia State	52-54 (12:58, 2nd) (5:24)
Mar. 19 - Memphis	5-9	12-12	32-44	17-10	2-31	Mar. 19 - vs. Memphis	56-57 (10:22, 2nd) (16:11)
TOTALS	465-345	321-283	1374-906	467-223	646-537		

BEST WINNING PERCENTAGE SINCE 2010-11

	W	L	Pct.
1. Gonzaga	314	42	0.882
2. Kansas	285	72	0.798
3. Wichita State	265	72	0.786
4. Virginia	264	72	0.786
5. Duke	270	77	0.778

BEST WINNING PERCENTAGE LAST FIVE SEASONS

	W	L	Pct.
1. Gonzaga	164	14	0.921
2. Villanova	136	32	0.810
3. Virginia	130	31	0.807
4. New Mexico State	123	31	0.799
5. Kansas	137	35	0.797

BEST WINNING PERCENTAGE LAST FOUR SEASONS

	W	L	Pct.
1. Gonzaga	127	12	0.914
2. Virginia	107	20	0.843
3. Houston	111	24	0.822
4. Belmont	103	26	0.798
5. New Mexico State	95	25	0.792

BEST HOME PERCENTAGE SINCE 2004-05*

* Opening of the McCarthy Athletic Center

	W	L	Pct.
1. Kansas	274	17	.942
2. Gonzaga	236	15	.940
3. Duke	251	26	.906
4. Michigan State	240	33	.879

BEST HOME PERCENTAGE LAST FOUR SEASONS

	W	L	Pct.
1. Gonzaga	61	1	0.984
2. South Dakota State	53	2	0.964
3. Houston	63	3	0.955
4. Prairie View	41	2	0.953
5. Florida State	56	4	0.933

BEST ROAD PERCENTAGE SINCE 2010-11

	W	L	Pct.
1. Gonzaga	88	19	0.822
2. Wichita State	87	28	0.757
3. Saint Mary's	75	33	0.694
4. Kansas	73	34	0.682
5. Villanova	76	41	0.650

BEST ROAD PERCENTAGE LAST FOUR SEASONS

	W	L	Pct.
1. Gonzaga	36	3	0.923
2. Virginia	33	9	0.786
3. Vermont	39	14	0.736
4. New Mexico State	32	12	0.727
5. Belmont	42	16	0.724

BEST FIELD GOAL PERCENTAGE SINCE 2010-11

	FGM	FGA	Pct.
1. Gonzaga	11361	22528	.504
2. Belmont	10201	21093	.484
3. Creighton	10344	21567	.480
4. Kansas	10903	22785	.479
5. Saint Mary's	9524	19978	.477

BEST FIELD GOAL PERCENTAGE LAST FOUR SEASONS

	FGM	FGA	Pct.
1. Gonzaga	4429	8500	.521
2. Dayton	3203	6424	.499
3. Loyola Chicago	3433	6880	.499
4. South Dakota State	3556	7288	.488
5. Murray State	3467	7121	.487

MOST POINTS PER GAME LAST FOUR SEASONS

	Points	Avg.
1. Gonzaga	12130	87.3
2. Buffalo	10634	82.4
2. Duke	10646	81.9

MOST WINS OVER FOUR-YEAR SPAN IN D1 HISTORY

	Wins	Seasons
1. Villanova	136	2014-18
2. Gonzaga	133	2016-20
Duke	133	1998-2001

* Records entering 2021-22 season

2021-22 GONZAGA MEN'S BASKETBALL ROSTER

NUMERICAL ROSTER

No.	Name	Pos.	Ht.	Wt.	Yr.	Hometown/High School/College
0	Julian Strawther	G	6-7	215	SO	Las Vegas, NV/Liberty
2	Drew Timme	F	6-10	235	JR	Dallas, TX/Pearce
3	Andrew Nembhard	G	6-5	193	SR	Aurora, ON/Montverde/Florida
5	Martynas Arlauskas	G	6-8	210	JR	Kaunas, Lithuania/Valdas Adamkus Gymnasium
10	Hunter Sallis	G	6-5	175	FR	Omaha, NE/Millard North
11	Nolan Hickman	G	6-2	185	FR	Seattle, WA/Wasatch Academy
15	Joe Few	G	6-0	160	FR	Spokane, WA/Gonzaga Prep
20	Kaden Perry	F	6-9	225	FR	Battle Ground, WA/Battle Ground
22	Anton Watson	F	6-8	230	JR	Spokane, WA/Gonzaga Prep
23	Matthew Lang	G	6-3	185	SR	Portland, OR/Jesuit
25	Colby Brooks	F	6-7	210	SO	Los Angeles, CA/Loyola
30	Abe Eagle	F	6-9	225	SO	Los Angeles, CA/Chaminade Prep
33	Ben Gregg	F	6-10	230	FR	Clackamas, OR/Clackamas
34	Chet Holmgren	F	7-0	195	FR	Minneapolis, MN/Minnehaha
35	Will Graves	G	6-5	185	SR	Eugene, OR/South Eugene/Lane CC
45	Rasir Bolton	G	6-3	185	SR	Petersburg, VA/ Massanutten Military/Iowa State
55	Dominick Harris	G	6-3	180	SO	Murrieta, CA/Rancho Christian

ALPHABETICAL ROSTER

No.	Name	Pos.	Ht.	Wt.	Yr.	Hometown/High School/College
5	Martynas Arlauskas	G	6-8	210	JR	Kaunas, Lithuania/Valdas Adamkus Gymnasium
45	Rasir Bolton	G	6-3	185	SR	Petersburg, VA/ Massanutten Military/Iowa State
25	Colby Brooks	F	6-7	210	SO	Los Angeles, CA/Loyola
30	Abe Eagle	F	6-9	225	SO	Los Angeles, CA/Chaminade Prep
15	Joe Few	G	6-0	160	FR	Spokane, WA/Gonzaga Prep
35	Will Graves	G	6-5	185	SR	Eugene, OR/South Eugene/Lane CC
33	Ben Gregg	F	6-10	230	FR	Clackamas, OR/Clackamas
55	Dominick Harris	G	6-3	180	SO	Murrieta, CA/Rancho Christian
11	Nolan Hickman	G	6-2	185	FR	Seattle, WA/Wasatch Academy
34	Chet Holmgren	F	7-0	195	FR	Minneapolis, MN/Minnehaha
23	Matthew Lang	G	6-3	185	SR	Portland, OR/Jesuit
3	Andrew Nembhard	G	6-5	193	SR	Aurora, ON/Montverde/Florida
20	Kaden Perry	F	6-9	225	FR	Battle Ground, WA/Battle Ground
10	Hunter Sallis	G	6-5	175	FR	Omaha, NE/Millard North
0	Julian Strawther	G	6-7	215	SO	Las Vegas, NV/Liberty
2	Drew Timme	F	6-10	235	JR	Dallas, TX/Pearce
22	Anton Watson	F	6-8	230	JR	Spokane, WA/Gonzaga Prep

COACHING STAFF

Head Coach: Mark Few (23rd Season), Oregon, 1987

Assistant Coach: Brian Michaelson (Ninth Season), Gonzaga, 2005

Assistant Coach: Roger Powell Jr. (Third Season) Illinois, 2005

Assistant Coach: Stephen Gentry (First Season), Gonzaga, 2006

Director of Operations: Jorge Sanz (Third Season), Florida Atlantic, 2011

Video Coordinator: Kurt Baumbauer (First Season), Gonzaga, 2017

Coordinator of Basketball Administration: Gary Bell Jr. (First Season), Gonzaga, 2015

PRONUNCIATION GUIDE

Gonzaga: Gone-ZAG-uh (Zag rhymes with "bag")

MARTYNAS ARLAUSKAS: MAR-teen-es ARE-lauw(-rhymes with pow)-skiss

RASIR Bolton: RAH-zheer

Drew TIMME: Pronounced like Timmy

BREAKDOWN BY LOCATION

Washington (4): Few, Hickman, Perry, Watson
California (3): Brooks, Eagle, Harris
Oregon (3): Gregg, Graves, Lang

Minnesota (1): Holmgren
Nebraska (1): Sallis
Nevada (1): Strawther
Texas (1): Timme
Virginia (1): Bolton

Ontario (1): Nembhard
Lithuania (1): Arlauskas

BREAKDOWN BY CLASS

Senior (4): Bolton, Graves, Lang, Nembhard
Junior (3): Arlauskas, Timme, Watson

Sophomore (4): Brooks, Eagle, Harris, Strawther
Freshman (6): Few, Gregg, Hickman, Holmgren, Perry, Sallis



HEAD COACH - MARK FEW



NOTES

- Mark Few has established himself as one of the most successful coaches in NCAA Div. I basketball annals in his 22 seasons at the helm, serving as an assistant coach at GU for 10 seasons prior to take the reins of the program.
- The Zags have won or shared 20 regular season league titles in his 22 seasons (all but the 1999-2000 and 2011-12 seasons) and taken home the conference tournament championship 17 times.
- Few led Gonzaga to the national championship game in the program's first-ever Final Four in 2017, the national championship game in 2021, four Elite Eight appearances (2015, '17, '19, '21), and 10 Sweet 16 appearances (2000, '00, '06, '09, '15, '16, '17, '18, '19, '21).
- 19 All-Americans, nine Academic All-Americans, 92 all-conference selections, 15 WCC Players of the Year, nine league newcomers of the year and eight league defenders of the year have been coached under Few.
- The Bulldogs qualified for their 23rd straight trip to the NCAA Tournament in 2021, a streak that started when Few was an assistant coach in 1999 and currently ranks the Zags for third among current active streaks behind Kansas and Michigan State.
- Few has also cultivated NBA talent, including current NBA players in Domantas Sabonis, Kelly Olynyk, Zach Collins, Rui Hachimura, Killian Tillie, Brandon Clarke, Jalen Suggs, Corey Kispert and Joel Ayayi. He also helped recruit and develop Dan Dickau, Richie Frahm, Adam Morrison, Jeremy Pargo, Elias Harris, Austin Daye, Rob Sacre and Ronny Turiaf, all NBA players. Morrison became the highest-drafted player in GU history when he was taken No. 3 overall by the Charlotte Bobcats in 2006.

Entering the 2021-22 Season, Few:

- Is the winningest active coach by percentage at .834 (630-125)
- Tied for 17th for fastest to 100 wins in Division I, accomplishing the feat in 126 games
- Third fastest to 200 wins, reaching the milestone in 247 games
- Tied for sixth fastest to 300 wins, achieving his 300th win in his 347th game
- Fifth fastest to 400 wins, achieving the milestone in 499 games
- Third fastest to 500 wins, reaching the milestone in 612 games
- Third fastest to 600 wins, reaching the milestone in 754 games
- Ranks ninth in winning percentage after five seasons at .806 (133-32) and six seasons .811 (159-37); sixth after seven seasons at .821 (188-41); seventh after eight seasons .802 (211-52); seventh after 10 seasons .800 (264-66); sixth for 11 seasons .799 (291-73); ninth after 12 seasons .792 (316-83); ninth after 13 seasons .792 (342-90), fourth after 14 seasons at .801 (374-93), sixth after 15 seasons at .801 (403-100), third after 16 seasons at .810 (438-103), fourth after 17 seasons at .808 (466-111), fourth after 18 seasons at .817 (503-113), third after 19 seasons at .819 (535-118), fourth after 20 seasons at .823 (568-122) and second after 21 seasons at .828 (599-124).
- Ranks second for most wins after two seasons (52-16); fourth for three seasons (81-20); third for four seasons (105-29) and five seasons (133-32); second for six seasons (159-37); first for seven seasons (188-41); fourth for eight seasons (211-52) and nine seasons (236-60); third for 10 seasons (266-64), 11 seasons (291-73) and 12 seasons (316-83); second for 13 seasons (342-90), 14 seasons (374-93) and 15 seasons (403-100), first for 16 seasons (438-103), second for 17 seasons (466-111), second for 18 seasons (503-113), first after 19 seasons (535-118), first after 20 seasons (568-122) and first after 21 seasons (599-124).
- Is in the Top 15 among active Division I coaches for most 20-win seasons with 22, never having won less than 20 games in a season
- Is second for most consecutive 20-win seasons for active coaches with 22

For all that Few has accomplished on the court, his achievements off of it are equally impressive. In 2002, Mark and his wife Marcy initiated the Spokane branch of Coaches vs Cancer. The Few's annual event would become the largest Coaches vs Cancer fundraiser across the country. Quietly and without fanfare, Few has created a culture of giving at Gonzaga. In 2007, Gonzaga began hosting the Ronald McDonald House Charities Classic. For six seasons, these annual games helped raise over \$750,000 for Spokane's Ronald McDonald House. Building on their success with Coaches vs Cancer, the Fews and others in the Spokane region launched the Community Cancer Fund in 2014 to keep more money in the local market while devoting more resources to cancer patients, their families and the local organizations that serve them. In the last six years, the Community Cancer Fund has raised over 17 million dollars bringing the total raised over 18 years between the organizations to well over 25 million dollars. Among the highlights, the charity established a 3-million-dollar endowment to fund Camp Good Times, a week-long summer camp for kids with cancer. And this year, the Community Cancer Fund worked to increase lodging options for cancer patients and their families traveling to the region for treatment, which included the completion and opening of a 5-million-dollar Hospitality Center at Kootenai Health and a campus expansion of Spokane's Ronald McDonald House.

HEAD COACH

Year	Overall W L	Conf. W L	WCC Finish	Post-Season
2022	28 3	13 1	1st	-
2021	31 1	15 0	1st	NCAA Runner-Up
2020	31 2	15 1	1st	NCAA Canceled
2019	33 4	16 0	1st	NCAA Elite Eight
2018	32 5	17 1	1st	NCAA Sweet 16
2017	37 2	17 1	1st	NCAA Runner-Up
2016	28 8	15 3	T-1st	NCAA Sweet 16
2015	35 3	17 1	1st	NCAA Elite Eight
2014	29 7	15 3	1st	NCAA 3rd Round
2013	32 3	16 0	1st	NCAA 3rd Round
2012	26 7	13 3	2nd	NCAA 3rd Round
2011	25 10	11 3	T-1st	NCAA 3rd Round
2010	27 7	12 2	1st	NCAA 2nd Round
2009	28 6	14 0	1st	NCAA Sweet 16
2008	25 8	13 1	1st	NCAA 1st Round
2007	23 11	11 3	1st	NCAA 1st Round
2006	29 4	14 0	1st	NCAA Sweet 16
2005	26 5	12 2	1st	NCAA 2nd Round
2004	28 3	14 0	1st	NCAA 2nd Round
2003	24 9	12 2	1st	NCAA 2nd Round
2002	29 4	13 1	1st	NCAA 1st Round
2001	26 7	13 1	1st	NCAA Sweet 16
2000	26 9	11 3	2nd	NCAA Sweet 16
TOTAL	657 128	318 32		

ASSISTANT COACH

Year	Overall W L	Conf. W L	WCC Finish	Post-Season
1999	28 7	12 2	1st	NCAA Elite Eight
1998	24 10	10 4	1st	NIT - 2nd Round
1997	15 12	8 6	T-4th	
1996	21 9	10 4	T-1st	NIT
1995	21 9	7 7	4th	NCAA
1994	22 8	12 2	1st	NIT 2nd Round
1993	19 9	10 4	2nd	
1992	20 10	8 6	3rd	

GRADUATE ASSISTANT COACH

Year	Overall W L	Conf. W L	WCC Finish	Post-Season
1991	14 14	5 9	4th	
1990	8 20	3 11	8th	

WCC Regular-Season Titles (24)

2013-21; 2001-11; 1998-99; 1996; 1994

WCC Tournament Titles (20)

2020-21; 2013-18; 2009-11; 2004-07; 1999-02; 95

WCC Tournament Championship Games (27)

1998-2021; 1995-96; 1992

NCAA Tournament Appearances (23)

1999-2021; 1995

NIT Appearances (3) 1998, 1996, 1994



Associated Press Top 25

(March 14)	REC	PTS
1 Gonzaga (52)	26-3	1,518
2 Arizona (7)	31-3	1,470
3 Kansas	28-6	1,388
4 Baylor	26-6	1,286
5 Tennessee	26-7	1,235
6 Villanova	26-7	1,211
7 Kentucky	26-7	1,178
8 Auburn	27-5	1,144
9 Duke	28-6	986
10 Purdue	27-7	958
11 UCLA	25-7	823
12 Texas Tech	25-9	819
13 Providence	25-5	723
14 Wisconsin	24-7	685
15 Houston	29-5	65
16 Iowa	26-9	661
17 Arkansas	25-8	578
18 Saint Mary's	25-7	508
19 Illinois	22-9	457
20 Murray State	30-2	425
21 UConn	23-9	353
22 Southern California	26-7	170
23 Boise State	27-7	165
24 Colorado State	25-5	82
25 Texas	21-11	72

Also receiving votes: Virginia Tech 63, South Dakota State 33, San Diego State 33, LSU 25, Loyola Chicago 18, Memphis 18, North Carolina 16, Michigan State 14, Texas A&M 13, Alabama 9, Ohio State 7, Creighton 4, Vermont 3, Indiana 2, San Francisco 2, Davidson 2, Yale 1, Longwood 1, Seton Hall 1

USA Today/Coaches' Top 25

(March 14)	REC	PTS
1 Gonzaga (27)	26-3	799
2 Arizona (1)	31-3	765
3 Kansas	28-6	701
4 Baylor	26-6	649
5 Villanova	26-7	628
6 Kentucky	26-7	612
7 Auburn	27-5	607
8 Tennessee	26-7	597
9 Purdue	27-7	588
10 Duke	28-6	552
11 Texas Tech	25-9	429
12 UCLA	25-7	425
13 Providence	25-5	385
14 Wisconsin	24-7	376
15 Houston	29-5	286
16 Saint Mary's	25-7	280
17 Illinois	22-9	280
18 Arkansas	25-8	272
19 Iowa	26-9	258
20 Murray State	30-2	230
21 UConn	23-9	195
22 USC	26-7	141
23 Boise State	27-7	81
24 Virginia Tech	23-12	59
25 Texas	21-11	49

Also receiving votes: Colorado State 34, Michigan State 24, North Carolina 22, Seton Hall 13, Creighton 13, Texas A&M 8, South Dakota State 6, Loyola Chicago 6, Davidson 6, Memphis 5, Marquette 4, LSU 3, San Diego State 3, Alabama 2, Ohio State 2, Wake Forest 2, San Francisco 1, Akron 1, Vermont 1

PLAYER CAPSULES**#0 JULIAN STRAWTHER**

6-7 • SO • G • Las Vegas, Nev.

- 2020-21: Appeared in 25 games...averaged 7.6 minutes and 3.4 points...shot 51.7 percent (30-58) from the field and 32.1 percent (9-28) behind the arc...scored a season-high 12 points in a win at Portland on Jan. 9.
- High School: Averaged 31.5 pts, 11.1 rebounds and 2.2 assists and 2.1 steals per game his senior year, en route to becoming Liberty High School's all-time leading scorer (2,252 points) and rebounder (839 rebounds)...was named First Team All-State his sophomore, junior and senior years and Southeast League Co-MVP his senior season... No. 63 in 247 Sports' ratings and No. 70 in ESPN's top 100.
- International: At 2019 FIBA Under-19 World Cup in Greece, Strawther was second in the tournament averaging 22 points per game at 45 percent shooting from the field for Puerto Rico... had four games scoring at least 20 points, with his tournament-high performance coming in the final game, a 40-point effort against Russia.

#2 DREW TIMME

6-10 • JR • F • Richardson, Texas

- 2020-21: Started in all 32 games... led the WCC in scoring (19.0 ppg) and shooting percentage (65.5 percent)... fourth in the conference in rebounds per game (7.0)...scored 20+ points in 16 games... recorded top-10 most single-game points (30) and rebounds (13) in program history at the NCAA Tournament against Oklahoma, both career high stats...named Karl Malone Power Forward of the Year, All-WCC First Team, NABC All-District 9 Second Team, USBWA All-District IX Team, Lute Olson Award Finalist, John R. Wooden All-American Team, AP All-American Second Team.
- 2019-20: WCC All-Freshman Team... appeared in all 33 games... made four starts... averaged 9.8 points per game... led the team shooting 62.1 percent from the field... third in WCC in blocked shots... scored double-digits in 16 games... four double-digit rebounds games... scored 20 points and grabbed 10 rebounds at Saint Mary's on Feb. 8.
- High School: Five-star recruit according to Rivals and ranked 41st on 247 Sports' top recruits for the 2019 class... Nominated for the 2019 McDonald's All-American game as a senior... Helped Pearce advance to the second round of the state tournament... Named MVP of the 8-6A district... Averaged 17.8 points, 10 rebounds, and 2.6 assists per game at

the July 2018 Peach Jam.

#3 ANDREW NEMBHARD

6-5 • SR • F • Aurora, Ontario

- 2020-21: Played in all 32 games, starting in 16 of them...averaged 9.2 points and 29.9 minutes per game with a field goal percentage of 48.0 percent...led the team in total assists with 140 on the season, averaging 4.4 per game...twice recorded top-10 most single-game assists (8) in program history at the NCAA Tournament...scored a season-high 19 points against West Virginia...recorded at least eight assists in five different contests throughout the season, with a season-high 10 coming against San Diego...WCC Sixth Man of the Year, All-WCC Second Team.
- Florida: Started all 67 games while at Florida, totaled 636 points and 367 assists... averaged 11.2 points, 5.6 assists and 3.0 rebounds, playing a team-high 33.3 minutes per game during his sophomore season... was a driving force between two massive comeback wins, scoring 25 points vs. both Alabama and Georgia.
- High School: Helped lead Montverde Academy to a high school national championship at the Geico Nationals tournament, including a 13-assist outing in the championship game... arguably the best passer in the 2018 recruiting class, Nembhard rated as a five-star point guard with most media outlets.

#5 MARTYNAS ARLAUSKAS

6-7 • JR • G • Kaunas, Lithuania

- 2020-21: Played in 17 games, for a total of 40 minutes...played a season high seven minutes against Dixie State... secured a season-high two offensive rebounds against San Francisco.
- 2019-20: Appeared in 25 games... averaged 5.2 minutes, 1.2 points, totaled 31 points... made 11 of his 25 attempts from the field (44 percent)... scored a season-high five points twice, versus Texas Southern and Arkansas-Pine Bluff.
- Prior to Gonzaga: Averaged 9.4 points, 3.7 rebounds, 1.9 assists and 1.7 steals at the FIBA U16 European Championship 2016 ... At the 2019 FIBA U19 World Cup, Arlauskas averaged 5.4 points, 2.9 rebounds and 1.1 assists for Lithuania ... Arlauskas' father, Mindaugas, played for Zalgiris in the 1980s with Arvydas Sabonis, whose son Domantas was an All-American at GU.

#10 HUNTER SALLIS

6-5 • FR • G • Omaha, Neb.

- High School: Sallis is the third-highest recruit ever to sign with the Zags... ranked sixth in the class of 2021 according to 247 Sports, 16th on the ESPN Top 100 recruits list...averaged 22.2 points, 5.6 rebounds and 3.8 assists to lead Millard North to its first Class A state title during his senior season...was the first five-star basketball recruit in Nebraska history...was the third signee in program history to be named a McDonald's All-American.

#11 NOLAN HICKMAN

6-2 • FR • G • Seattle, Wash.

- High School: Hickman was the 24th-ranked player in the Class of 2021, and a five-star recruit, according to ESPN...named a McDonald's All-American and the Utah player of the year by MaxPreps...averaged 16 points, 3.3 assists and 2.5 rebounds per game as a senior, earning All-American honors and leading Wasatch Academy (Utah) to a top-10 national ranking and a spot in the Geico Nationals.

#15 JOE FEW

6-0 • FR • G • Spokane, Wash.

- High School: Appeared in 32 games at Gonzaga prep in Spokane...averaged 7.7 points per game as a senior... scored a season-high 23 points at Cheney...scored 17 points versus Cheney in a home game...played in the state tournament as a junior, Gonzaga Prep went 18-8 and was second in the district with a 12-2 league record.

#20 KADEN PERRY

6-9 • FR • F • Battle Ground, Wash.

- High School: Averaged 23.7 points, 15.3 rebounds and 3.3 blocks per game during his junior season...in his sophomore year, he led Battle Ground to its first state tournament appearance since 2002...was ranked No. 75 on ESPN's Top 100 recruits for 2021 and as high as No. 34 on 247Sports, graded as a four-star on both services.

#22 ANTON WATSON

6-8 • JR • F • Spokane, Wash.

- 2020-21: Played in all 32 games, making 17 starts...averaged 6.2 points per game, shooting 63.1 percent from the field...had a career-best performance at Portland with 23 points, going 8 for 9 from the field... scored double-digits seven times... recorded a career-best 10 rebounds against Pepperdine on Jan. 14.



WEST COAST CONFERENCE

WCC STANDINGS

	WCC	OVER	HOME	AWAY	STREAK
Gonzaga	13-1	28-3	16-0	5-1	W4
Saint Mary's	12-3	26-8	16-0	6-4	L1
Santa Clara	10-5	21-12	14-4	5-6	L2
San Francisco	10-6	24-10	14-4	7-2	L2
BYU	9-6	24-10	13-2	6-5	W2
Portland	7-7	19-14	10-4	6-8	W1
San Diego	7-9	15-16	8-6	4-8	L1
Pacific	3-11	8-22	7-7	0-13	L4
Loyola Marymount	3-12	11-18	6-7	3-9	L1
Pepperdine	1-15	7-25	7-9	0-13	L7

WCC IN THE POSTSEASON

- M. 17 Gonzaga def. Georgia State, 93-72
 Saint Mary's def. Indiana, 82-53
 Murray State def. San Francisco, 92-87
 M. 19 Gonzaga def. Memphis, 82-78
 UCLA def. Saint Mary's, 72-56

- M. 25 Gonzaga vs. Arkansas

4:09 p.m.

NIT TOURNAMENT

- M. 15 Washington State def. Santa Clara, 63-50
 BYU def. Long Beach State, 93-72
 M. 19 BYU def. Northern Iowa, 90-71
 M. 23 Washington State at BYU

6 p.m.

BASKETBALL CLASSIC

- M. 19 Portland def. New Orleans, 94-73
 M. 23 Portland vs. TBA

WCC Player of the Year

Drew Timme, Gonzaga

WCC Defensive Player of the Year

Chet Holmgren, Gonzaga

WCC Newcomer of the Year

Chet Holmgren, Gonzaga

WCC Sixth Man of the Year

Tommy Kuhse, Saint Mary's

WCC Coach of the Year

Randy Bennett, Saint Mary's

All-WCC First Team

Alex Barcello, BYU
 Jamaree Bouyea, San Francisco
Chet Holmgren, Gonzaga
 Tommy Kuhse, Saint Mary's
 Yauhen Massalski, San Francisco
Andrew Nembhard, Gonzaga
 Matthias Tass, Saint Mary's
Drew Timme, Gonzaga
 Josip Vrankic, Santa Clara
 Jalen Williams, Santa Clara

All-WCC Second Team*

Alex Ducas, Saint Mary's
 Logan Johnson, Saint Mary's
 Keshawn Justice, Santa Clara
 Tyler Robertson, Portland
 Eli Scott, LMU
 Khalil Shabazz, San Francisco

All-WCC Honorable Mention

Jeremiah Bailey, Pacific
Rasir Bolton, Gonzaga
 Marcellus Earlington, San Diego
Julian Strawther, Gonzaga
 Moses Wood, Portland

All-WCC Freshman Team*

Nolan Hickman, Gonzaga
Chet Holmgren, Gonzaga
 Maxwell Lewis, Pepperdine
 Houston Mallette, Pepperdine
 Wayne McKinney III, San Diego
 Mike Mitchell Jr., Pepperdine
 Fousseyni Traore, BYU
 *additional members due to tie in voting

- 2019-2020: Appeared in 15 games, making five starts and averaging 14.7 minutes, 4.9 points and 3.1 rebounds... missed the final 14 games of the season with a shoulder injury... made 53.8 percent of his shots (28-52) from the field... recorded season-highs of 15 points and eight rebounds in a win over North Dakota on Nov. 12.

- High School: Led Gonzaga Prep to a pair of 4A state titles... Scored 33 points in a 69-43 win over Mt. Si in the 2019 title game... averaged 21.6 points, 7.1 rebounds and 3.8 assists as a senior... He was named the Associated Press and Seattle Times All-State Player of the Year in 2018 and 2019... a two-time state tournament MVP and two-time Greater Spokane League MVP.

#23 MATTHEW LANG

6-3 • SR • G • Portland, Ore.

- 2020-21: Appeared in six games, contributing three points.
- 2019-2020: Appeared in 21 games... scored 12 points on the season, grabbed three rebounds, and had three assists and three steals... made four of his 13 shots from the field, including 4 of 12 from three-point range.
- 2018-2019: Appeared in 11 games...scored eight points on the season...season-high three points versus CSU Bakersfield and Portland...grabbed three rebounds...season-high six minutes versus North Dakota State.
- High School: Excelled at Jesuit High School... guided the Crusaders to 21 wins and a trip to the OSAA Class 6A quarterfinals as a senior... averaged 15.4 points per game as a senior.

#33 BEN GREGG

6-10 • FR • F • Clackamas, Ore.

- 2020-21: Played in 18 games, logging a total of 55 minutes...recorded 17 points, earning season-high four against San Diego... shot 41.2 percent from the field...totaled 18 rebounds, of which 15 were defensive.
- High School: High School: Graduated early, joined the Zags as a freshman in 2020-21...No. 29 in ESPN's top 100...following his junior season at Clackamas High School, he was named the Oregon Gatorade Player of the Year, averaging 21.1 points, 9.3 rebounds and 3.3 assists per game...a two-time First-Team All-State honoree and a 2018 Class 2A state champion.

#34 CHET HOLMGREN

7-0 • FR • C • Minneapolis, Minn.

- High School: the highest-ranked recruit to ever sign with the Zags...the top-ranked recruit in the Class of 2021 by ESPN and 247 Sports... averaged 21 points and 12.3 rebounds per game during his senior season while leading Minnehaha to their fourth straight Class 3A state championship...was named the Gatorade National Player of the Year, Naismith Prep Player of the Year, Morgan Wootten National Player of the Year, Sports Illustrated All-American Player of the Year, MaxPreps National Player of the Year, McDonald's All-American,

and Minnesota's Mr. Basketball...finished his prep career with 1,567 points, 964 rebounds and 456 blocked shots while helping Minnehaha Academy compile a 128-15 record during his time with the program.

#35 WILL GRAVES

6-5 • SR • G • Eugene, Ore.

- 2020-21: Appeared in 10 games, logging a total of 20 minutes...recorded two points...four rebounds...one steal.
- 2019-2020: Appeared in 13 games... totaled 12 points, four rebounds, making four of his eight shots from the field, including four of seven from three-point range.
- 2018-2019: Lane Community College: Played in 29 games for the Titans, starting in 10...averaged 6.6 points per game and 3.3 boards... shot 42 percent from the field and 38.1 percent from beyond the arc.
- High School: Played at South Eugene...named to the 6A Southwestern Conference Second team as a senior.

#45 RASIR BOLTON

6-3 • SR • G • Petersburg, Va.

- Iowa State: Appeared in 51 games over two seasons with Iowa State, starting in 50 of them... led the Cyclones in minutes (33.0), points (15.5), assists (3.9) and steals (1.3) per game in 2020-21, shooting 45.9 percent from the field and 31.4 percent from behind the arc... scored a career high 29 points against Florida A&M in 2019...recorded double-digit points in 18 games during his junior season...made all Big-12 in 2020-21.
- Penn State: Played in 32 and started in 9 games during the 2018-19 season with Penn State... averaged 26.9 minutes, 11.6 points, 2.0 rebounds, and 1.5 assists per game...recorded double-digit scoring in 20 games...scored a season-high 27 points in a 76-65 win against Colgate, going 7 for 9 from behind the three-point line.
- High School: Prepped at Massanutten Military Academy...averaged 20 points with 5.0 assists and 4.0 rebounds during his senior season...made 60 consecutive free throws and shot 90 percent at the line as a senior... finished his high school career with 2,066 points...rated as top point guard in Virginia and one of the top point guards on the East Coast...four-star recruit by ESPN.

#55 DOMINICK HARRIS

6-3 • SO • G • Murrieta, Calif.

- 2020-21: Played in 25 games, recording a total of 180 minutes...logged a season-high 20 minutes against Dixie State, where he also earned a career-best five rebounds and three assists... contributed 75 points, posting a career-best 12 against Northern Arizona...shot 41.8 percent from the field...totaled 18 rebounds, of which 11 were defensively.
- High School: A four-star recruit according to ESPN, ranked as the 59th-best recruit in the Class of 2020 and No. 60 by 247 Sports.



A vertical banner for the 2022 NCAA Division I Men's Basketball Championship. The banner has a dark blue background with a gold and white wavy design in the center. The text "2022 NCAA DIVISION I MEN'S BASKETBALL CHAMPIONSHIP" is written in large, white, bold, sans-serif capital letters. On the left side, the tournament schedule is listed in white capital letters: "FIRST ROUND" (March 17 & 18), "SECOND ROUND" (March 19 & 20), "SWEET 16" (March 24 & 25), "ELITE 8" (March 26 & 27), "NATIONAL SEMIFINALS" (April 2), "NATIONAL SEMIFINALS" (April 2), "ELITE 8" (March 26 & 27), "SWEET 16" (March 24 & 25), "SECOND ROUND" (March 19 & 20), and "FIRST ROUND" (March 17 & 18). On the right side, there are three green diamond shapes and the NCAA logo at the bottom.

FIRST ROUND
MARCH 17 & 18

W

89	Notre Dame (22-10) 11
----	-----------------------



NCAA TOURNAMENT GAMES

DATE	W/L	SCORE	SEED OPPONENT (LOCATION)
3-16-95	L	87-63	#3 Maryland (Salt Lake City, UT)
3-11-99	W	75-63	#7 Minnesota (Seattle, WA)
3-13-99	W	82-74	#2 Stanford (Seattle, WA)
3-18-99	W	73-72	#6 Florida (Phoenix, AZ)
3-20-99	L	67-62	#1 Connecticut (Phoenix, AZ)
3-16-00	W	77-66	#7 Louisville (Tucson, AZ)
3-18-00	W	82-76	#2 St. John's (Tucson, AZ)
3-23-00	L	75-66	#6 Purdue (Albuquerque, NM)
3-16-01	W	86-85	#5 Virginia (Memphis, TN)
3-18-01	W	85-68	#13 Indiana State (Memphis, TN)
3-23-01	L	77-62	#1 Michigan State (Atlanta, GA)
3-14-02	L	73-66	#11 Wyoming (Albuquerque, NM)
3-20-03	W	74-69	#8 Cincinnati (Salt Lake City, UT)
3-22-03	L	96-95 (2ot)	#1 Arizona (Salt Lake City, UT)
3-18-04	W	76-49	#15 Valparaiso (Seattle, WA)
3-20-04	L	91-72	#10 Nevada (Seattle, WA)
3-17-05	W	74-64	#14 Winthrop (Tucson, AZ)
3-19-05	L	71-69	#6 Texas Tech (Tucson, AZ)
3-16-06	W	79-75	#14 Xavier (Salt Lake City, UT)
3-18-06	W	90-80	#6 Indiana (Salt Lake City, UT)
3-23-06	L	73-71	#2 UCLA (Oakland, CA)
3-15-07	L	70-57	#7 Indiana (Sacramento, CA)
3-21-08	L	82-73	#10 Davidson (Raleigh, NC)
3-19-09	W	77-64	#13 Akron (Portland, OR)
3-21-09	W	83-81	#12 Western Kentucky (Portland, OR)
3-27-09	L	98-77	#1 North Carolina (Memphis, TN)
3-19-10	W	67-60	#9 Florida State (Buffalo, NY)
3-21-10	L	87-65	#1 Syracuse (Buffalo, NY)
3-17-11	W	86-71	#6 St. Johns (Denver, CO)
3-19-11	L	89-67	#3 BYU (Denver, CO)
3-15-12	W	77-54	#10 West Virginia (Pittsburgh, PA)
3-17-12	L	73-66	#2 Ohio State (Pittsburgh, PA)
3-21-13	W	64-58	#16 Southern (Salt Lake City, UT)
3-23-13	L	76-70	#9 Wichita State (Salt Lake City, UT)
3-21-14	W	85-77	#9 Oklahoma State (San Diego, CA)
3-23-14	L	84-61	#1 Arizona (San Diego, CA)
3-20-15	W	86-76	#15 North Dakota State (Seattle, WA)
3-22-15	W	87-68	#7 Iowa (Seattle, WA)
3-27-15	W	74-62	#11 UCLA (Houston, TX)
3-29-15	L	66-52	#1 Duke (Houston, TX)
3-18-16	W	68-52	#6 Seton Hall (Denver, CO)
3-20-16	W	82-59	#3 Utah (Denver, CO)
3-26-16	L	63-60	#10 Syracuse (Chicago, IL)
3-16-17	W	66-46	#16 South Dakota State (Salt Lake City, UT)
3-18-17	W	79-73	#8 Northwestern (Salt Lake City, UT)
3-23-17	W	61-58	#4 West Virginia (San Jose, CA)
3-25-17	W	83-59	#11 Xavier (San Jose, CA)
4-1-17	W	77-73	#7 South Carolina (Phoenix, AZ)
4-3-17	L	71-65	#1 North Carolina (Phoenix, AZ)
3-15-18	W	68-64	#13 UNC-Greensboro (Boise, ID)
3-17-18	W	90-84	#5 Ohio State (Boise, ID)
3-22-18	L	75-60	#9 Florida State (Los Angeles, CA)
3-21-19	W	87-49	#16 Fairleigh Dickinson (Salt Lake City, UT)
3-23-19	W	83-71	#9 Baylor (Salt Lake City, UT)
3-28-19	W	72-58	#4 Florida State (Anaheim, CA)
3-30-19	L	75-69	#3 Texas Tech (Anaheim, CA)
3-20-21	W	98-55	#16 Norfolk State (Indianapolis, IN)
3-22-21	W	87-71	#8 Oklahoma (Indianapolis, IN)
3-28-21	W	83-65	#5 Creighton (Indianapolis, IN)
3-30-21	W	85-66	#6 Southern California (Indianapolis, IN)
4-3-21	W	93-90 (OT)	#11 UCLA (Indianapolis, IN)
4-5-21	L	70-86	#1 Baylor (Indianapolis, IN)
3-17-22	W	93-72	#16 Georgia State (Portland, OR)
3-19-22	W	82-78	#9 Memphis (Portland, OR)

GONZAGA RECORD AT NCAA SITES

Site	Record	Last
Albuquerque	0-2	2002
Anaheim	1-1	2019
Atlanta	0-1	2001
Boise	2-0	2018
Buffalo	1-1	2010
Chicago	0-1	2016
Denver	3-1	2016
Houston	1-1	2015
Indianapolis	5-1	2021
Los Angeles	0-1	2019
Memphis	2-1	2009
Oakland	0-1	2006
Phoenix	2-2	2017
Pittsburgh	1-1	2012
Portland	4-0	2022
Raleigh	0-1	2008
Sacramento	0-1	2007
Salt Lake City	8-3	2019
San Diego	1-1	2014
San Jose	2-0	2017
Seattle	5-1	2015
Tucson	3-1	2005

GONZAGA RECORD AGAINST SEEDS

Seed	Record	Last
#1	0-9	2021
#2	2-2	2012
#3	1-3	2019
#4	3-0	2019
#5	3-0	2021
#6	5-2	2021
#7	4-1	2017
#8	3-0	2021
#9	3-2	2022
#10	1-3	2016
#11	2-1	2017
#12	1-0	2009
#13	3-0	2018
#14	2-0	2006
#15	2-0	2004
#16	5-0	2022

Overall NCAA Record: 41-23 (.641)

* Starting with the 2004 NCAA Tournament, Regional sites were designated by host city and not region of the country. In 2002 the NCAA also started to have the top four seeds in each region play the first and second rounds at a site closest to the higher seeded teams location. Teams then advance to their pre-selected regional site for the Sweet Sixteen and Elite Eight.



NCAA TOURNAMENT STATS

#	PLAYER	TOTAL										3-PTS			REBOUNDS												
		GP	GS	MIN	AVG	FG	FGA	PCT	3FG	FGA	PCT	FT	FTA	PCT	OFF	DEF	TOT	AVG	PF	FO	A	TO	BLK	STL	PTS	AVG	
21	DICKAU, DAN	4	4	156	39	26	68	0.382	15	35	0.429	27	32	0.844	3	6	9	2.3	10	0	15	12	1	5	94	23.5	
2	TIMME, DREW	8	8	248	31.0	71	111	0.640	1	5	0.2	36	53	0.679	22	44	66	8.3	22	0	28	12	4	4	179	22.4	
3	MORRISON, ADAM	7	5	225	32.1	58	112	0.518	9	31	0.29	24	33	0.727	9	33	42	6	12	0	14	15	1	4	149	21.3	
15	CLARKE, BRANDON	4	4	128	32.0	33	51	0.647	0	1	0	15	21	0.714	13	27	40	10.0	6	0	10	11	15	5	81	20.3	
33	WILTJER, KYLE	7	7	220	31.4	49	90	0.544	16	30	0.533	10	14	0.714	10	55	45	6.4	16	0	13	12	4	3	124	17.7	
24	FRAHM, RICHIE	7	7	238	34	34	79	0.43	18	49	0.367	34	41	0.829	3	33	36	5.1	10	0	17	16	1	7	120	17.1	
5	WILLIAMS-GOSS, NIGEL	6	6	223	37.2	33	94	0.351	8	23	0.348	26	37	0.703	6	38	44	7.3	13	0	26	14	2	8	100	16.7	
13	BATISTA, J.P.	5	5	154	30.8	31	64	0.484	0	3	0	16	18	0.889	14	25	39	7.8	13	0	3	12	3	6	78	15.6	
23	NORVELL JR., ZACH	7	7	213	30.4	29	90	0.322	21	57	0.368	24	30	0.800	13	26	39	5.6	16	0	22	16	0	5	103	14.7	
1	SUGGS, JALEN	6	6	194	32.3	31	65	0.477	7	25	0.28	18	21	0.857	2	26	28	4.7	15	0	28	22	2	10	87	14.5	
4	PANGOS, KEVIN	10	10	362	36.2	44	112	0.393	27	73	0.37	29	36	0.806	1	22	23	2.3	21	0	30	20	0	15	144	14.4	
13	SANTANGELO, MATT	7	7	250	35.7	33	92	0.359	16	39	0.41	18	24	0.75	3	21	24	3.4	18	0	39	21	0	8	100	14.3	
11	SABONIS, DOMANTAS	7	3	198	28.3	44	75	0.587	1	2	0.5	16	25	0.64	24	51	75	10.7	23	2	9	15	9	4	100	14.3	
20	HARRIS, ELIAS	8	8	235	29.4	39	80	0.488	8	18	0.444	27	36	0.75	15	37	52	6.5	15	0	7	14	3	8	113	14.1	
34	HOLMGREN, CHET	2	2	58	29.0	12	20	0.600	0	5	0	4	8	0.5	7	19	26	13.0	8	1	7	2	11	2	28	14.0	
35	TURIAF, RONNY	7	6	197	28.1	29	58	0.5	0	0	0	38	63	0.603	13	40	53	7.6	23	1	5	13	9	6	96	13.7	
31	CALVARY, CASEY	10	10	289	28.9	52	86	0.605	8	13	0.615	24	39	0.615	28	51	79	7.9	28	0	19	22	17	5	136	13.6	
45	BOLTON, RASIR	2	2	63	31.5	9	14	0.643	5	10	0.5	4	4	1	0	2	2	1.0	3	0	4	2	0	0	27	13.5	
21	ROGERS, PAUL	1	1	38	38	5	7	0.714	0	0	0	3	4	0.75	1	7	8	8	3	0	1	4	4	1	13	13.0	
35	RUBRIGHT, JASON	1	1	32	32	4	9	0.444	1	5	0.2	4	4	1	2	4	6	6	4	0	1	0	0	1	13	13.0	
32	GRAY, STEVEN	8	5	262	32.8	36	83	0.434	21	51	0.412	7	8	0.875	7	24	31	3.9	20	0	33	19	1	8	100	12.5	
11	HALL, QUENTIN	4	4	132	33	15	35	0.429	7	18	0.389	12	20	0.6	1	20	21	5.3	13	1	8	11	0	8	49	12.3	
4	MATTHEWS, JORDAN	6	6	185	30.8	22	62	0.354	17	45	0.378	11	17	0.647	5	19	24	4	8	0	5	6	0	8	72	12.0	
11	AYAYI, JOEL	7	6	207	29.6	31	58	0.534	8	22	0.364	11	14	0.786	9	31	40	5.7	13	0	9	8	1	3	81	11.6	
21	HACHIMURA, RUI	10	5	199	19.9	40	83	0.482	2	7	0.286	32	49	0.653	15	28	43	4.3	21	0	3	11	8	1	114	11.4	
15	BOULDIN, MATT	7	7	238	34	26	70	0.371	5	25	0.2	23	29	0.793	7	31	38	5.4	13	0	24	17	3	11	80	11.4	
21	SACRE, ROBERT	7	7	180	25.7	30	56	0.536	0	0	0	20	31	0.645	15	30	45	6.4	19	0	5	16	9	5	80	11.4	
15	RILLIE, JOHN	1	1	39	39	4	14	0.286	3	11	0.273	0	0	0	2	5	7	7	2	0	8	3	0	1	11	11.0	
25	SKINNER, TONY	4	2	130	32.5	15	32	0.469	9	19	0.474	5	6	0.833	5	13	18	4.5	7	0	4	7	4	1	44	11.0	
3	NEMBARD, ANDREW	8	8	295	36.9	29	59	0.492	13	35	0.371	16	23	0.696	2	19	21	2.6	14	0	47	14	0	6	87	10.9	
3	WILLIAMS, JOHNNATHAN	9	9	253	28.1	40	73	0.547	3	11	0.272	15	40	0.375	22	48	70	7.7	23	0	7	17	6	4	98	10.8	
24	KISPERT, COREY	13	10	369	28.4	51	105	0.486	28	65	0.431	9	15	0.6	12	47	59	4.5	23	1	18	10	5	12	139	10.7	
10	STAPP, BLAKE	8	8	283	35.4	23	94	0.245	10	61	0.164	29	34	0.853	4	22	26	3.3	15	0	41	20	1	7	85	10.6	
2	PARGO, JEREMY	8	5	226	28.3	26	50	0.52	8	15	0.533	22	30	0.733	5	16	21	2.6	14	0	25	14	2	6	82	10.3	
13	OLYNYK, KELLY	6	2	121	20.2	22	47	0.468	0	5	0	18	27	0.667	13	20	33	5.5	10	0	4	9	1	3	62	10.3	
24	KARNOWSKI, PRZEMEK	13	12	302	23.2	54	94	0.574	0	0	0	24	48	0.5	26	50	76	5.8	36	0	21	34	12	5	132	10.2	
5	BELL JR., GARY	10	10	302	30.2	30	72	0.417	15	43	0.349	19	23	0.826	2	24	26	2.6	21	0	18	13	2	5	94	9.4	
13	PERKINS, JOSH	16	16	514	32.1	48	117	0.410	22	73	0.301	27	39	0.692	5	38	42	2.6	51	2	57	28	3	20	145	9.1	
32	COLLINS, ZACH	6	0	108	18	20	31	0.645	2	3	0.667	12	18	0.667	13	28	41	6.8	20	2	3	14	18	1	54	9.0	
23	COLE, DAVID	1	0	13	13	3	7	0.429	1	4	0.25	2	2	1	1	0	1	1	0	0	0	0	0	0	9	9.0	
22	WESLEY, BYRON	4	4	95	23.8	13	30	0.433	1	2	0.5	8	11	0.727	5	9	14	3.5	2	0	8	4	1	1	35	8.8	
42	HEYTLVEIT, JOSH	7	3	137	19.6	21	37	0.568	2	6	0.333	17	26	0.654	4	18	22	3.1	15	0	4	11	4	2	61	8.7	
30	DENCH, AXEL	7	3	150	21.4	22	43	0.512	5	10	0.5	11	15	0.733	13	11	24	3.4	13	0	17	7	3	6	60	8.6	
33	VIOLETTE, CORY	8	3	190	23.8	30	69	0.435	1	4	0.25	8	16	0.5	23	25	48	6	20	1	8	9	1	5	69	8.6	
34	EATON, JEREMY	4	4	96	24	14	35	0.4	0	0	0	6	11	0.545	1	14	15	3.8	16	1	4	7	5	4	34	8.5	
22	DOWNS, MICAH	5	3	114	22.8	14	28	0.5	5	14	0.357	9	10	0.9	4	14	18	3.6	8	0	5	3	3	5	42	8.4	
0	BROOKS, WINSTON	2	2	77	38.5	6	8	0.75	4	6	0.667	0	0	0	1	12	13	6.5	7	1	7	3	0	1	16	8.0	
24	KINLOCH, JON	1	1	26	26	3	6	0.5	1	4	0.25	1	2	0.5	1	2	2	3	0	1	5	0	0	8	8.0		
1	BROOKS, WINSTON	2	2	77	38.5	6	8	0.75	4	6	0.667	0	0	0	1	12	13	6.5	7	1	7	3	0	1	16	8.0	
15	HERNANDEZ, ALEX	4	0	82	20.5	10	22	0.455	1	1	1	10	10	1	11	8	19	4.8	9	0	2	5	1	5	31	7.8	
22	KNIGHT, ERROLL	7	4	154	22	21	34	0.618	2	5	0.4	8	11	0.727	15	12	27	3.9	20	1	10	3	2	2	52	7.4	
5	RAIVIO, DEREK	8	6	216	27	17	50	0.34	8	28	0.286	14	16	0.875	4	9	13	1.6	18	1	24	14	0	8	56	7.0	
2	CARTER, MARQUISE	4	2	76	19	7	18	0.389	3	6	0.5	9	11	0.818	3	8	11	2.8	6	0	11	3	0	2	26	6.5	
32	MALLON, SEAN	8	4	153	19.1	18	38	0.474	2	6	0.333	13	15	0.867	12	25	37	4.6	20	1	4	9	6	5	51	6.4	
10	DIXON, KYLE	1	1	30	30	3	9	0.333	0	1	0	0	0	1	0	1	1	1	4	0	4	4	0	6	6	6.0	
25	PENDERGRAFT, DAVID	7	1	122	17.4	13	23	0.565	3	8	0.375	10	16	0.625	5	17	22	3.1	16	1	6	1	1	3	39	5.6	
22	WATSON, ANTON	8	0	133	16.6	17	31	0.548	1	2	0.5	9	18	0.500	9	18	27	3.4	15	0	13	4	3	12	44	5.5	
21	MCCLELLAN, ERIC	7	3	120	17.1	14	29	0.482	3	7	0.429	7	9	0.778	3	13	16	2.3	8	0	13	11	2	4	38	5.4	
32	GRANDJE, ZACH	9	6	167	18.6	18	38	0.474	0	1	0	12	19	0.632	6	28	34	3.8	22	0	6	18	6	2	48	5.3	
10	DOUGINIS, KYLE	10	3	237	23.7	16	41	0.39	6	16	0.375	13	16	0.813	12	24	36	3.6	20	1	17	10	2	9	51	5.1	
35	DOWER, SAM	8	2	133	16.6	16	41	0.39	2	4	0.5	6	8	0.75	14	17	31	3.9	18	1	7	12	2	1	40	5.0	
0																											

#	PLAYER	TOTAL										3-PTS			REBOUNDS										PF	FO	A	TO	BLK	STL	PTS	AVG
		GP	GS	MIN	AVG	FG	FGA	PCT	3FG	FGA	PCT	FT	FTA	PCT	OFF	DEF	TOT	AVG														
21	BALLO, OUMAR	3	0	9	3.0	1	1	1	0	0	0	0	0	0	2	2	0.7	1	0	0	1	1	0	0	0	0	2	0.7				
2	NUNEZ, ANGEL	6	0	16	2.7	1	4	0.25	0	1	0	2	2	1	0	4	4	0.7	1	0	0	0	0	0	0	0	4	0.7				
2	BEACH, JACK	3	0	5	1.7	1	3	0.333	0	1	0	0	0	0	1	1	2	0.7	0	0	0	0	0	0	0	0	2	0.7				
25	EDWARDS, RYAN	4	0	13	3.25	1	1	1	0	0	0	0	0	0	1	3	4	1.3	1	0	0	1	0	0	0	2	0.7					
34	SHERRELL, JAY	3	0	3	1	1	1	1	0	0	0	0	0	0	1	1	0.3	1	0	0	0	0	0	0	0	2	0.7					
11	SORENSEN, ANDREW	3	0	7	2.3	0	1	0	0	1	0	1	2	0.5	0	0	0	0	0	0	0	0	0	0	0	1	0.3					
22	JONES, JEREMY	10	0	39	3.9	0	0	0	0	1	0	0	0	0	1	6	7	0.7	6	0	5	4	3	2	2	0.2						
15	FEW, JOE	1	0	1	1.0	0	1	0	0	0	0	0	0	0	1	0	1	1.0	0	0	0	0	0	0	0	0	0					
14	LARSEN, JACOB	2	0	6	3.0	0	1	.000	0	0	0	0	0	0	0	0	0	0	0	0	0	1	0	0	0	0	0					
10	LANG, MATT	3	0	4	1.3	0	2	0	0	2	0	0	0	0	1	0	1	0.3	1	0	0	0	0	0	0	0	0					
4	FOSTER JR., GREG	1	0	6	6.0	0	0	0	0	0	0	0	2	0	0	0	0	0	1	0	0	0	0	0	0	0	0					
4	ALTIDOR-CEPESDES, P.	6	3	76	12.7	0	4	0	0	3	0	0	0	0	5	5	0.8	9	0	7	2	0	0	0	0	0	0					
34	KONG, BOL	2	0	16	8	0	2	0	0	2	0	0	0	0	0	1	1	0.5	2	0	1	1	0	0	0	0	0					
11	WILLIAMS, KEVIN	1	0	10	10	0	2	0	0	0	0	0	0	0	1	0	1	1	0	0	0	0	0	0	0	0	0					
11	FORBES, GERMAYNE	3	0	9	3	0	0	0	0	0	0	0	0	0	0	0	0	0	0	0	0	1	0	0	0	0	0					
35	GRAVES, WILL	2	0	2	1.0	0	0	0	0	0	0	0	0	0	0	0	0	0	0	0	0	0	0	0	0	0	0					
33	GREGG, BEN	5	0	12	2.4	0	1	0	0	0	0	0	1	0	0	3	3	0.6	2	0	0	0	1	0	0	0	0					
45	FOSTER, WILL	2	0	7	3.5	0	0	0	0	0	0	0	0	0	2	2	1	1	0	0	0	1	0	0	0	0	0					
10	ZAKHAROV, PAVEL	1	0	1	1.0	0	0	0	0	0	0	0	0	0	0	0	0	0	0	0	0	0	0	0	0	0	0					
22	TRICCO, JIMMY	4	0	6	1.5	0	0	0	0	0	0	0	1	0	0	0	0	0	0	0	0	1	0	0	0	0	0					
32	MORGAN, SCOTT	1	0	3	3	0	0	0	0	0	0	0	0	0	0	0	0	0	1	0	0	1	0	0	0	0	0					
25	KEITA, MATHIS	2	0	3	1.5	0	1	0	0	0	0	0	0	0	0	0	0	0	1	0	0	0	0	0	0	0	0					
10	ALBERTS, BRYAN	4	0	6	1.5	0	2	0	0	0	0	0	0	0	2	2	0.5	1	0	0	0	0	0	0	0	0	0					
TM	TEAM.....																															
	TOTAL.....	62				1591	3479	0.457	422	1201	0.351	935	1347	0.694	669	1623	2292	37.0	1093	19	888	774	221	344	4466	72.0						
	OPPONENTS...	62				1550	3708	0.418	431	1249	0.345	796	1146	0.695	677	1403	2080	33.5	1182	3	811	677	234	395	4323	69.7						

NCAA TOURNAMENT SEED HISTORY

1995: West Region (#14 seed) at Salt Lake City
#3 Maryland 87, Gonzaga 63

1999: West Region (#10 seed) at Seattle, Wash.
Gonzaga 75, #7 Minnesota 63
Gonzaga 82, #2 Stanford 74
West Regional at Phoenix, Ariz.
Gonzaga 73, #6 Florida 72
#1 Connecticut 67, Gonzaga 62

2000: West Region (#10 seed) at Tucson, Ariz.
Gonzaga 77, #7 Louisville 66
Gonzaga 82, #2 St. John's 76
West Regional at Albuquerque, N.M.
#6 Purdue 75, Gonzaga 66

2001: South Region (#12 seed) at Memphis, Tenn.
Gonzaga 86, #5 Virginia 85
Gonzaga 85, #13 Indiana State 68
South Regional at Atlanta, Ga.
#1 Michigan State 77, Gonzaga 62

2002: West Region (#6 seed) at Albuquerque, N.M.
#11 Wyoming 73, Gonzaga 66

2003: West Region (#9 seed) at Salt Lake City
Gonzaga 74, #8 Cincinnati 69
#1 Arizona 96, Gonzaga 95 (2ot)

2004: St. Louis Regional (#2 seed) *at Seattle
Gonzaga 76, #15 Valparaiso 49
#10 Nevada 91, Gonzaga 72

2005: Albuquerque Regional (#3 seed) at Tucson
Gonzaga 74, #14 Winthrop 64
#6 Texas Tech 71, Gonzaga 69

2006: Oakland Regional (#3 seed) at Salt Lake City
Gonzaga 79, #14 Xavier 75
Gonzaga 90, #6 Indiana 80
Oakland Regional at Oakland, Calif.
#2 UCLA 73, Gonzaga 71

2007: San Jose Regional (#10 seed) at Sacramento
#7 Indiana 70, Gonzaga 57

2008: Midwest Regional (#7 seed) at Raleigh, N.C.
#10 Davidson 82, Gonzaga 76

2009: South Regional (#4 seed) at Portland, Ore.
Gonzaga 77, #13 Akron 64
Gonzaga 83, #12 Western Kentucky 81
South Regional at Memphis, Tenn.
#1 North Carolina 98, Gonzaga 77

2010: West Regional (#8 seed) at Buffalo, N.Y.
Gonzaga 67, #9 Florida State 60
#1 Syracuse 87, Gonzaga 65

2011: West Regional (#11 seed) at Denver, Colo.
Gonzaga 86, #6 St. John's 71
#3 BYU 89, Gonzaga 67

2012: East Regional (#7 seed) at Pittsburgh, Penn.
Gonzaga 77, #10 West Virginia 54
#2 Ohio State 73, Gonzaga 66

2013: West Regional (#1 seed) at Salt Lake City
Gonzaga 64, #16 Southern 58
#9 Wichita State 76, Gonzaga 70

2014: West Regional (#8 seed) at San Diego, Calif.
Gonzaga 85, #9 Oklahoma State 77
#1 Arizona 84, Gonzaga 61

2015: South Regional (#2 seed) at Seattle, Wash.
Gonzaga 86, #15 North Dakota State 76
Gonzaga 87, #7 Iowa 68
South Regional at Houston, Texas
Gonzaga 74, #11 UCLA 62
#1 Duke 66, Gonzaga 52

2016: Midwest Regional (#11 seed) at Denver, Colo.
Gonzaga 68, #6 Seton Hall 52
Gonzaga 82, #3 Utah 59
Midwest Regional at Chicago, Ill.
#10 Syracuse 63, Gonzaga 60

2017: West Regional (#1 seed) at Salt Lake City
Gonzaga 66, #16 South Dakota State 46
Gonzaga 79, #8 Northwestern 73
West Regional at San Jose, Calif.
Gonzaga 61, #4 West Virginia 58
Gonzaga 83, #11 Xavier 59
Final Four at Phoenix, Ariz.
Gonzaga 77, #7 South Carolina 73
#1 North Carolina 71, Gonzaga 65

2018: West Regional (#4 seed) at Boise, ID
Gonzaga 68, #13 UNC-Greensboro 64
Gonzaga 90, #5 Ohio State 84
West Regional at Los Angeles, Calif.
#9 Florida State 75, Gonzaga 60

2019: West Regional (#1 seed) at Salt Lake City
Gonzaga 87, #16 Fairleigh Dickinson 49
Gonzaga 83, #9 Baylor 71
West Regional at Anaheim, Calif.
Gonzaga 72, #4 Florida State 58
#3 Texas Tech 75, Gonzaga 69

2021: West Regional (#1 seed) at Indianapolis
Gonzaga 98, #16 Norfolk State 55
Gonzaga 87, #8 Oklahoma 71
Gonzaga 83, #5 Creighton 65
Gonzaga 85, #6 USC 66
Gonzaga 93, #11 UCLA 90 (ot)
#1 Baylor 86, Gonzaga 70

2022: West Regional (#1 seed) at Portland
Gonzaga 93, #16 Georgia State 72
Gonzaga 82, #9 Memphis 78



NCAA TOURNAMENT RECORDS

TEAM - SINGLE GAME

POINTS

1. Norfolk State (2021).....	98
2. Arizona (2003).....	95
3. UCLA (2021).....	93
Georgia State (2022).....	93
5. Indiana (2006).....	90
Ohio State (2018).....	90
7. Oklahoma (2021).....	87
Fairleigh Dickinson (2019).....	87
Iowa (2015).....	87
10. St. John's (2011).....	86
North Dakota State (2015).....	86

POINTS ALLOWED

1. South Dakota State (2017).....	46
2. Fairleigh Dickinson (2019).....	49
Valparaiso (2004).....	49
4. Seton Hall (2016).....	52
5. West Virginia (2012).....	54
6. Norfolk State (2021).....	55
7. Florida State (2019).....	58
Southern (2013).....	58
West Virginia (2017).....	58
10. Xavier (2017).....	59
Utah (2016).....	59

MARGIN OF VICTORY

1. Norfolk State (2021).....	(43) 98-55
2. Fairleigh Dickinson (2019).....	(38) 87-49
3. Valparaiso (2004).....	(27) 76-49
4. Xavier (2017).....	(24) 83-59
5. Utah (2016).....	(23) 82-59
West Virginia (2012).....	(23) 77-54
7. Georgia State (2022).....	(21) 93-72
8. South Dakota State (2017).....	(20) 66-46
9. Iowa (2015).....	(19) 87-68
Southern California (2021).....	(19) 85-66

FIELD GOALS MADE

1. UCLA (2021).....	37
2. Georgia State (2022).....	36
3. Creighton (2021).....	34
Norfolk State (2021).....	34
Utah (2016).....	34
Fairleigh Dickinson (2019).....	34
Arizona (2003).....	34
8. Southern California (2021).....	33
9. Iowa (2005).....	32
Baylor (2019).....	31
Ohio State (2018).....	31

FIELD GOAL PERCENTAGE

1. Iowa (2015).....	61.5 (32-52)
2. Creighton (2021).....	59.6 (34-57)
3. UCLA (2021).....	58.7 (37-63)
4. Indiana State (2001).....	57.7 (30-52)
5. Louisville (2000).....	57.1 (24-42)
6. West Virginia (2012).....	56.0 (28-50)
7. Norfolk State (2021).....	55.7 (34-61)
Utah (2016).....	55.7 (34-61)
9. Baylor (2019).....	54.4 (31-57)
10. St. John's (2011).....	53.8 (28-52)

3-POINT FIELD GOALS MADE

1. Norfolk State (2021).....	14
2. Florida (1999).....	12
Xavier (2017).....	12
Davidson (2008).....	12
5. Stanford (1999).....	11
Arizona (2003).....	11
7. Iowa (2015).....	10
8. 15 games tied at 9	

3-POINT FIELD GOALS ATTEMPTED

1. Arizona (2003).....	30
South Dakota State (2017).....	30
3. Norfolk State (2021).....	27
Davidson (2008).....	27
Memphis (2022).....	27
6. Wyoming (2002).....	26
Texas Tech (2019).....	26
8. Maryland (1995).....	25
Indiana (2005).....	25
10. Creighton (2021).....	24
Xavier (2017).....	24

3-POINT FIELD GOAL PERCENTAGE

1. Iowa (2015).....	62.5 (10-16)
2. St. John's (2011).....	60.0 (9-15)
3. Virginia (2001).....	56.3 (9-16)
4. Stanford (1999).....	55.0 (11-20)
5. Florida (1999).....	54.5 (12-22)
6. West Virginia (2012).....	52.9 (9-17)
7. Norfolk State (2021).....	51.9 (14-27)
8. Xavier (2017).....	50.0 (12-24)
Oklahoma State (2014).....	50.0 (9-18)
Louisville (2000).....	50.0 (8-16)
Xavier (2006).....	50.0 (6-12)

FREE THROWS MADE

1. Indiana (2006).....	32
2. Cincinnati (2008).....	28
3. Oklahoma State (2014).....	26
Akron (2009).....	26
5. Oklahoma (2021).....	23
Stanford (1999).....	23
Northwestern (2017).....	23
8. Florida State (2010).....	22
9. Seven games tied at 21	

FREE THROWS ATTEMPTED

1. Indiana (2006).....	41
Oklahoma State (2014).....	41
3. Cincinnati (2008).....	37
4. Northwestern (2017).....	36
5. West Virginia (2017).....	32
6. Akron (2009).....	31
Ohio State (2018).....	31
8. Florida State (2010).....	30
Georgia State (2022).....	30
10. St. John's (2000).....	29
Louisville (2000).....	29
Wichita State (2013).....	29

REBOUNDS

1. Georgia State (2022).....	54
2. UCLA (2015).....	50
South Dakota State (2017).....	50
4. North Carolina (2017).....	49
5. Seton Hall (2016).....	48
6. Stanford (1999).....	47
Fairleigh Dickinson (2019).....	47
8. Valparaiso (2004).....	46
9. Norfolk State (2021).....	45
Indiana (2007).....	45
Florida State (2019).....	45

ASSISTS

1. Norfolk State (2021).....	27
2. UCLA (2021).....	26
3. Creighton (2021).....	23
Georgia State (2022).....	23
5. Fairleigh Dickinson (2019).....	22
6. Southern California (2021).....	21
7. St. John's (2011).....	20
Arizona (2003).....	20
Iowa (2015).....	20
10. Valparaiso (2004).....	19
Baylor (2019).....	19

FEWEST TURNOVERS

1. UCLA (2015).....	5
2. Indiana (2006).....	7
Georgia State (2022).....	7
Memphis (2022).....	7
4. Akron (2009).....	8
5. Southern California (2021).....	9

MOST TURNOVERS

1. Louisville (2000).....	24
2. Arizona (2014).....	21
3. Seton Hall (2016).....	20

STEALS

1. Davidson (2008).....	11
2. Florida (1999).....	10
3. Maryland (1995).....	9
Minnesota (1999).....	9
Indiana (2006).....	9
West Virginia (2012).....	9
Fairleigh Dickinson (2019).....	9
8. Seven games tied at 8	

BLOCKED SHOTS

1. Georgia State (2022).....	9
2. Syracuse (2016).....	8
South Carolina (2017).....	8
4. South Dakota State (2017).....	7
Northwestern (2017).....	7
Baylor (2017).....	7
7. Minnesota (1999).....	6
Virginia (2001).....	6
Xavier (2017).....	6
Fairleigh Dickinson (2019).....	6
Florida State (2019).....	6



NCAA TOURNAMENT RECORDS

CAREER

GAMES PLAYED

1. Josh Perkins	16
2. Silas Melson	14
3. Przemek Karnowski.....	13
Corey Kispert	13
5. Killian Tillie.....	12
6. Rui Hachimura	10
Kevin Pangos	10
Gary Bell Jr.	10
Casey Calvary	10
Mark Spink.....	10

POINTS

1. Drew Timme	179
2. Adam Morrison.....	149
3. Josh Perkins	145
4. Kevin Pangos	144
5. Corey Kispert	139
6. Casey Calvary	136
7. Przemek Karnowski.....	131
8. Kyle Wiltjer.....	124
9. Richie Frahm.....	120
10. Rui Hachimura	114

FIELD GOALS MADE

1. Drew Timme	71
2. Adam Morrison.....	58
3. Przemek Karnowski.....	54
4. Casey Calvary	52
5. Corey Kispert	51
6. Kyle Wiltjer.....	49
7. Josh Perkins	48
8. Kevin Pangos	44
Domantas Sabonis	44
10. Rui Hachimura	40
Johnathan Williams.....	40

FIELD GOALS ATTEMPTED

1. Josh Perkins	117
2. Kevin Pangos	112
Adam Morrison.....	112
4. Drew Timme	111
5. Corey Kispert	105
6. Blake Stepp	94
Nigel Williams-Goss	94
Przemek Karnowski.....	94
9. Matt Santangelo	92
10. Zach Norvell Jr.	90
Kyle Wiltjer.....	90

FIELD GOAL PERCENTAGE

(minimum two fgm/game)

1. Winston Brooks.....	.750	(6-8)
2. Paul Rogers714	(5-7)
3. Brandon Clarke647	(33-51)
4. Zach Collins.....	.645	(20-31)
5. Rasir Bolton643	(9-14)
6. Drew Timme640.....	(71-111)
7. Erroll Knight.....	.618	(21-34)
8. Casey Calvary605	(52-86)
9. Chet Holmgren600.....	(12-20)
10. Domantas Sabonis587	(44-75)

3-POINT FIELD GOALS MADE

1. Corey Kispert	28
2. Kevin Pangos	27
3. Josh Perkins	22
Zach Norvell Jr.	21
Steven Gray	21
6. Richie Frahm	18
7. Jordan Mathews.....	17
8. Matt Santangelo.....	16

Kyle Wiltjer.....	16
10. Dan Dickau.....	15
Gary Bell Jr.....	15

3-POINT FIELD GOALS ATTEMPTED

1. Josh Perkins	73
Kevin Pangos	73
3. Corey Kispert	65
4. Blake Stepp	61
5. Zach Norvell Jr.	57
6. Steven Gray	51
7. Richie Frahm	49
8. Jordan Mathews.....	45
9. Gary Bell Jr.....	43
10. Matt Santangelo.....	39

3-POINT FIELD GOAL PERCENTAGE

(minimum two fgm)

1. Winston Brooks.....	.667	(4-6)
Zach Collins.....	.667	(2-3)
Mike Leasure.....	.667	(2-3)
4. Drew Barham.....	.625	(5-8)
5. Casey Calvary615	(8-13)
6. Geno Crandall600	(3-5)
Mike Hart600	(3-5)
8. Kyle Bankhead545	(6-11)
9. Kyle Wiltjer.....	.533	(16-30)
Jeremy Pargo533	(8-15)

FREE THROWS MADE

1. Ronny Turiaf.....	38
2. Drew Timme	36
3. Richie Frahm	34
4. Rui Hachimura	32
5. Blake Stepp	29
Kevin Pangos	29
7. Josh Perkins	27
Dan Dickau.....	27
Elias Harris	27
10. Nigel Williams-Goss	26

FREE THROWS ATTEMPTED

1. Ronny Turiaf.....	63
2. Drew Timme	53
3. Rui Hachimura	49
4. Przemek Karnowski.....	49
5. Richie Frahm	41
6. Johnathan Williams.....	40
7. Josh Perkins	39
Casey Calvary	39
9. Nigel Williams-Goss	37
10. Kevin Pangos	36
Elias Harris	36

FREE THROW PERCENTAGE

(minimum two ftm/game)

1. Alex Hernandez.....	1.000	(10-10)
Jason Rubright.....	1.000	(4-4)
David Cole	1.000	(2-2)
Josh Reisman.....	1.000	(2-2)
Rasir Bolton	1.000	(4-4)
6. Jalen Suggs933	(14-15)
7. J.P. Batista.....	.889	(16-18)
8. Blake Stepp853	(29-34)
9. Dan Dickau844	(27-32)
10. Richie Frahm.....	.829	(34-41)

REBOUNDS

1. Casey Calvary	80
2. Przemek Karnowski.....	76
3. Domantas Sabonis	75
4. Johnathan Williams.....	70
5. Drew Timme	66
6. Corey Kispert	59
7. Ronny Turiaf	53
8. Elias Harris	52
9. Cory Violette	48
10. Kyle Wiltjer.....	45
Robert Sacre	45

ASSISTS

1. Josh Perkins	57
2. Andrew Nembhard	47
3. Blake Stepp	40
4. Matt Santangelo.....	39
5. Steven Gray	33
6. David Stockton	31
7. Kevin Pangos	30
8. Jalen Suggs	28
9. Nigel Williams-Goss	26
10. Jeremy Pargo.....	25

TURNOVERS

1. Przemek Karnowski.....	34
2. Josh Perkins	28
3. Casey Calvary	22
Jalen Suggs	22
5. Matt Santangelo.....	21
6. Blake Stepp	20
Kevin Pangos.....	20
8. Steven Gray	19
9. Zach Gourde.....	18
10. Johnathan Williams.....	17
Matt Bouldin.....	17

STEALS

1. Josh Perkins	20
2. Kevin Pangos.....	15
3. Corey Kispert.....	12
Anton Watson	12
5. Matt Bouldin.....	11
6. Jalen Suggs	10
7. Nigel Williams-Goss	8
Derek Raivio.....	8
Quentin Hall	8
Matt Santangelo.....	8
Steven Gray	8
Elias Harris	8

BLOCKED SHOTS

1. Zach Collins.....	18
2. Casey Calvary	17
3. Brandon Clarke	15
4. Przemek Karnowski.....	12
5. Chet Holmgren	11
6. Domantas Sabonis	9
Robert Sacre	9
Ronny Turiaf.....	9
9. Rui Hachimura	8
Austin Daye.....	8



SINGLE GAME

POINTS

1. Brandon Clarke (Baylor, '19)	36
2. Adam Morrison (Xavier, '06)	35
3. Drew Timme (Georgia State, '22)	32
4. Richie Frahm (Louisville, '00)	31
5. Drew Timme (Oklahoma, '21)	30
6. Dan Dickau (Virginia, '01)	29
7. Zach Norvell Jr. (Ohio State, '18)	28
8. Adam Morrison (Winthrop, '05)	27
9. Dan Dickau (Wyoming, '02)	26
Richie Frahm (Minnesota, '99)	26
Matt Santangelo (St. John's '00)	26
Kelly Olynyk (Wichita St. '13)	26
Kevin Pangos (Okla. St. '14)	26

FIELD GOALS MADE

1. Brandon Clarke (Baylor, '19)	15
2. Drew Timme (Georgia State, '22)	13
2. Adam Morrison (Winthrop, '05)	12
3. Adam Morrison (Xavier, '06)	11
Drew Timme (UCLA, '21)	11
5. Drew Timme (Memphis, '22)	10
Drew Timme (Creighton, '21)	10
Drew Timme (Southern California, '21)	10
Kyle Wiltjer (Iowa, '15)	10
J.P. Batista (Indiana, '06)	10
Adam Morrison (UCLA, '06)	10
Adam Morrison (Texas Tech, '05)	10

FIELD GOAL PERCENTAGE

(minimum 5 fg made)

1. Anton Watson (Norfolk State, '21) ..	1.000 (7-7)
Axel Dench (Louisville, '00)	1.000 (5-5)
3. Killian Tillie (FDU, '19)875 (7-8)
4. Brandon Clarke (Baylor, '19)833 (15-18)
Kyle Wiltjer (Iowa, '15)833 (10-12)
Casey Calvary (Florida, '99)833 (5-6)
7. Rui Hachimura (Ohio State, '18)818 (9-11)
8. Casey Calvary (Purdue, '00)750 (9-12)
Drew Timme (Oklahoma, '21)750 (9-12)
Corey Kispert (Baylor '19)750 (6-8)
Gary Bell Jr. (OK St., '14)750 (6-8)
Eric McClellan (Utah, '16)750 (9-12)
Przemek Karnowski (W. Va., '17)750 (6-8)
Joel Ayayi (UCLA, '21)750 (9-12)

3-POINT FIELD GOALS MADE

1. Steven Gray (Davidson '08)	7
2. Corey Kispert (Norfolk State, '21)	6
Zach Norvell Jr. (Ohio State, '18)	6
Dan Dickau (Virginia, '01)	6
Matt Santangelo (St. John's, '00)	6
6. Andrew Nembhard (Memphis, '22)	5
Tony Skinner (Arizona, '03)	5
Dan Dickau (Michigan State, '01)	5
Richie Frahm (Florida, '99)	5
Richie Frahm (Minnesota, '99)	5

3-POINT FIELD GOALS ATTEMPTED

1. Blake Stepp (Arizona, '03)	15
2. Dan Dickau (Wyoming, '02)	14
3. Steven Gray (Davidson '08)	12
Blake Stepp (Nevada, '04)	12
Kevin Pangos (Wichita St., '13)	12
5. Zach Norvell Jr. (Ohio State, '18)	11
Tony Skinner (Arizona, '03)	11
Richie Frahm (Minnesota, '99)	11
John Rillie (Maryland, '95)	11
9. Andrew Nembhard (Memphis, '22)	10
Joel Ayayi (Creighton, '21)	10
Blake Stepp (Michigan State, '01)	10
Matt Santangelo (St. John's, '00)	10

3-POINT FIELD GOAL PERCENTAGE

(minimum 3 made)

1. Matt Santangelo (Stanford, '99)	1.000 (3-3)
2. Julian Strawther (Norfolk St, '21)750 (3-4)
Jerry Pargo (W. Kentucky, '09)750 (3-4)
Winston Brooks (Cincinnati, '03)750 (3-4)
Gary Bell Jr. (Oklahoma St., '14)750 (3-4)
6. Corey Kispert (Norfolk State, '21)667 (6-9)
Dan Dickau (Virginia, '01)667 (6-9)
Corey Kispert (Baylor '19)667 (4-6)
Kyle Wiltjer (Iowa, '15)667 (4-6)
10. Richie Frahm (Florida, '99)625 (5-8)

FREE THROWS MADE

1. Ronny Turiaf (Cincinnati, '03)	16
2. Drew Timme (Oklahoma, '21)	12
Dan Dickau (Indiana State, 01)	12
Kevin Pangos (Okla. St. '14)	12
5. Ronny Turiaf (Winthrop, '05)	11
6. Kelly Olynyk (Wichita St., '13)	10
7. Adam Morrison (Xavier, '06)	9
Richie Frahm (Louisville, '00)	9
Marquise Carter (St. John's, '11)	9
10. J.P. Batista (Xavier, '06)	8
Derek Raivio (Indiana, '06)	8
Blake Stepp (Valparaiso, '04)	8
Dan Dickau (Wyoming, '02)	8
Richie Frahm (Stanford, '99)	8
Elias Harris (Syracuse, '10)	8

FREE THROWS ATTEMPTED

1. Ronny Turiaf (Cincinnati, '03)	22
2. Ronny Turiaf (Winthrop, '05)	16
3. Drew Timme (Oklahoma, '21)	14
Kelly Olynyk (Wichita St., '13)	14
Kevin Pangos (Okla. St. '14)	14
6. Richie Frahm (Louisville, '00)	13
Elias Harris (Syracuse, '10)	13
Drew Timme (Georgia State, '22)	13
9. Rui Hachimura (Ohio State '18)	12
Dan Dickau (Indiana St., '01)	12

FREE THROW PERCENTAGE

(minimum 5 made)

1. Dan Dickau (Indiana St., '01)	1.000 (12-12)
J.P. Batista (Xavier, '06)	1.000 (8-8)
Richie Frahm (Minnesota, '99)	1.000 (7-7)
Matt Bouldin (Akron, '09)	1.000 (6-6)
Micah Downs (Akron, '09)	1.000 (6-6)
Josh Perkins (Florida State, '19)	1.000 (5-5)
Rui Hachimura (FDU, '19)	1.000 (5-5)
Kyle Wiltjer (NDSU, '15)	1.000 (5-5)
9. Richie Frahm (Stanford, '99)889 (8-9)
10. Josh Heytvelt (Akron, '09)875 (7-8)
Sean Mallon (Indiana, '06)875 (7-8)
Blake Stepp (Cincinnati, '03)875 (7-8)

REBOUNDS

1. Domantas Sabonis (Syracuse, '16)	17
Chet Holmgren (Georgia State, '22)	17
3. Domantas Sabonis (Seton Hall, '16)	16
4. Casey Calvary (Virginia, '01)	15
5. Drew Timme (Memphis, '22)	14
Johnathan Williams (SDSU, '17)	14
Mike Hart (Wichita St., '13)	14
7. Drew Timme (Georgia State, '22)	13
Drew Timme (Oklahoma, '21)	13
Johnathan Williams (UNCG, '18)	13
Zach Collins (South Carolina, '17)	13
Ronny Turiaf (Texas Tech, '05)	13
Ronny Turiaf (Winthrop, '05)	13

ASSISTS

1. Andrew Nembhard (Georgia State, '22) ..	11
2. Blake Stepp (Valparaiso, '04)	9
3. Andrew Nembhard (Creighton, '21)	8
Jalen Suggs (Southern California, '21)	8
Andrew Nembhard (UCLA, '21)	8
Josh Perkins (Ohio State '18)	8
Blake Stepp (Arizona, '03)	8
Matt Santangelo (Purdue, '00)	8
Matt Santangelo (Minnesota, '99)	8
John Rillie (Maryland, '95)	8
Steven Gray (Syracuse, '10)	8

TURNOVERS

1. Jalen Suggs (Creighton, '21)	6
Brandon Clarke (Texas Tech, '19)	6
Jeremy Pargo (Davidson '08)	6
Zach Gourde (Wyoming, '02)	6
Dan Dickau (Indiana State, 01)	6
Matt Santangelo (Louisville, '00)	6
Quentin Hall (Florida, '99)	6
8. 9 players tied with 5 turnovers	

STEALS

1. Kyle Dixon (Maryland, '95)	6
2. Quentin Hall (Florida, '99)	5
3. Alex Hernandez (Virginia, '01)	4
Paul Rogers (Maryland, '95)	4
Robert Sacre (Syracuse, '10)	4

BLOCKED SHOTS

1. Chet Holmgren (Georgia State, '22)	7
2. Zach Collins (South Carolina, '17)	6
3. Brandon Clarke (Florida State '19)	5
Brandon Clarke (Fairleigh Dickinson, '19)	5
Domantas Sabonis (Syracuse '16)	5
6. Chet Holmgren (Memphis, '22)	4
Rui Hachimura (Ohio State, '18)	4
Zach Collins (Northwestern, '17)	4
Austin Daye (Akron, '09)	4
Robert Sacre (BYU, '11)	4
10. Brandon Clarke (Fairleigh Dickinson, '19)	3
Zach Collins (South Dak. St., '17)	3
Johnathan Williams (Xavier, '17)	3
Tony Skinner (Arizona, '03)	3
Zach Gourde (Indiana State, '01)	3
Casey Calvary (Virginia, '01)	3
Casey Calvary (Purdue, '00)	3
Jeremy Eaton (Connecticut, '99)	3
Casey Calvary (Minnesota, '99)	3



RECORDS WHEN ...

Leading at halftime	21-22	Under Few
Trailing at halftime	27-0	538-35
Tied at halftime	1-3	101-85
	0-0	18-9
Leading with 10:00 remaining	27-1	97-21*
Trailing with 10:00 remaining	0-2	31-85*
Tied with 10:00 remaining	1-0	6-5*
Leading with 5:00 remaining	28-1	466-19*
Trailing with 5:00 remaining	0-2	25-68*
Tied with 5:00 remaining	0-0	7-4*
In Overtime	0-0	23-11
GU outrebounds opponents	22-1	522-54
GU is outrebounded	5-2	106-65
Same amount of rebounds	1-0	19-9
GU commits more turnovers	11-2	234-79
Opponent commits more turnovers	16-0	104-37
Same amount of turnovers	1-1	47-10
GU has more fouls than opponent	6-1	135-75
Opponent has more fouls than GU	21-2	101-45
Same amount of fouls	1-0	36-7
GU shoots 50 percent or better	21-1	391-19
Opponent shoots 50 percent or better	0-0	30-33
GU shoots less than 50 percent	7-2	264-109
Opponent shoots less than 50 percent	28-3	614-95
GU shoots better than opponent	27-2	617-44
Opponent shoots better than GU	1-1	41-83
Same shooting percentage	0-0	2-0
GU has more free-throw attempts	22-2	504-50
Opponent has more free-throw atts	5-1	128-73
Same amount of free-throw attempts	1-0	22-5
GU bench outscored opponent bench	17-0	286-36*
Opponent bench outscored GU bench	10-3	196-51*
Benches score the same	1-0	15-3*
GU makes 10 or more three-pointers	11-0	141-15
GU makes 9 or less three-pointers	17-3	512-113
GU shoots above 75 FT percentage	18-1	274-51
GU shoots below 75 FT percentage	10-2	382-76
Games decided by 1-5 points	1-1	93-49
Games decided by 6-10 points	2-2	107-40
Games decided by 11-15 points	4-0	109-20
Games decided by 16 or more points	21-0	335-19
GU scores 50 or less	0-0	0-5
GU scores between 51-59	0-1	11-9
GU scores between 60-69	2-0	75-50
GU scores between 70-79	2-0	174-48
GU scores between 80-89	12-2	215-11
GU scores between 90-99	7-0	131-4
GU scores 100 or more	5-0	51-1
Opponent scores 50 or less	2-0	80-0
Opponent scores between 51-59	9-0	156-1
Opponent scores between 60-69	8-1	230-24
Opponent scores between 70-79	6-0	137-47
Opponent scores between 80-89	3-1	42-42
Opponent scores between 90-99	0-1	10-10
Opponent scores 100 or more	0-0	2-4
Vs. Top 25 Team	3-2	40-46
Vs. Top 10 Team	2-1	11-28
In November	7-1	116-17
In December	4-1	125-43
In January	6-0	165-17
In February	7-1	159-24
In March	4-0	94-24
In April	0-0	2-2
On Monday	5-0	66-10
On Tuesday	4-0	56-14
On Wednesday	1-0	47-11
On Thursday	8-0	160-24
On Friday	1-1	45-11
On Saturday	9-2	237-50
On Sunday	0-0	45-7

* Records since 2005-06 season

WHEN WAS THE LAST TIME ...

TEAM

Gonzaga Was Ranked (AP Poll)

No. 1	Mar. 14, 2022
Top 5 (2-5)	Feb. 7, 2022
Top 10 (6-10)	Dec. 9, 2019

Gonzaga Played a Ranked Opponent (AP Poll)

No. 1	vs. No. 1 Duke (89-87) on Nov. 21, 2018
Top 5	vs. No. 5 Duke (81-84) on Nov. 26, 2021
Top 10	vs. No. 6 Kansas (102-90) on Nov. 26, 2020
Top 25	vs. No. 17 vs. Saint Mary's (82-69) on Mar. 8, 2022

Gonzaga Beat a Ranked Opponent (AP Poll)

Top 5	vs. No. 2 UCLA (83-63) on Nov. 23, 2021
Top 10	vs. No. 6 Kansas (102-90) on Nov. 26, 2020
Top 25	vs. No. 17 vs. Saint Mary's (82-69) on Mar. 8, 2022

100 Points by a Team

By Gonzaga	104 vs. Portland (1/29/22)
By Opponent	103 by North Carolina (12/15/18)

30-39 Point Win

By Gonzaga	89-51, Pacific (2/10/22)
By Opponent	76-41 vs. Duke (12/19/09)

Overtime Game

Gonzaga Win	93-90 vs. UCLA (4/3/21)
Gonzaga Loss	78-74 vs. Saint Mary's (3/5/12)

Double Overtime Game

Gonzaga Win	90-86 vs. Stanford (1/31/07)
Gonzaga Loss	105-111 vs. Florida (11/24/17)

Won The Game In The Final Seconds

By Gonzaga	Jalen Suggs jumper at 0.0 seconds Gonzaga defeated UCLA 93-90 (4/3/21)
By Opponent	Roosevelt Jones layup at 0.2 seconds Butler defeated Gonzaga 64-63 (1/19/13)

Made Fewer Than 20 Field Goals

By Gonzaga	18, vs. Saint Mary's (3/12/19)
By Opponent	17, by Central Michigan (11/22/21)

Had 70-79 Field Goal Attempts

By Gonzaga	71, vs. Georgia State (3/17/22)
By Opponent	70, by Memphis (3/19/22)

Made 10+ Three-Point Field Goals

By Gonzaga	10, at San Francisco (2/24/22)
By Opponent	11, by San Francisco (3/7/22)

Had 30+ Three-Point Field Goals Attempts

By Gonzaga	35, Santa Clara (2/19/22)
By Opponent	34, by San Francisco (3/7/22)

Shot Less Than 20 Percent From 3-Point Line

By Gonzaga	.188 (3-of-16) at Santa Clara (1/30/20)
By Opponent	.143 (3-of-21) by Pacific (2/10/22)

Made 5 or Fewer Free Throws

By Gonzaga	5, San Diego (1/26/17)
By Opponent	5, by Loyola Marymount (1/27/22)

Shot Over 90 Percent From The Foul Line

By Gonzaga	.933 (14-of-15), at Pepperdine (2/16/22)
By Opponent	.923 (12-of-13) by Arizona (12/14/19)

Shot 100 Percent From The Foul Line

By Gonzaga	19-of-19, Washington (12/5/18)
By Opponent	6-of-6 by Santa Clara (1/30/20)

Had 20-29 Assists

By Gonzaga	23, vs. Georgia State (3/17/22)
By Opponent	21, by UCLA (4/3/21)

Had 20+ Turnovers

By Gonzaga	26, Alcorn State (11/15/21)
By Opponent	20 by Northern Arizona (12/20/21)

Committed 10 or Fewer Turnovers

By Gonzaga	7, vs. Memphis (3/19/22)
By Opponent	5, by Memphis (3/19/22)

INDIVIDUAL

30-39 Points by a Player

By Gonzaga	32, Drew Timme, vs. Georgia State (3/17/22)
By Opp.	30, Luka Garza, Iowa (12/19/20)

Two Players Scored 20 or More Points

By Gonzaga	Drew Timme (25) & Andrew Nembhard (23) vs. Memphis (3/19/22)
By Opp.	Khalil Shabazz (27) & Julian Rishwain (20) vs. San Francisco (3/7/22)

10+ Field Goals Made by a Player

By Gonzaga	10, Drew Timme, vs. Memphis (3/19/22)
By Opp.	10, Khalil Shabazz, San Francisco (3/7/22)

20-29 Field Goal Attempts by a Player

By Gonzaga	21, Drew Timme, vs. Georgia State (3/17/22)
By Opp.	25, Khalil Shabazz, San Francisco (3/7/22)

Player Shot .800 With 10+ Field Goals Attempts

By Gonzaga	13-of-14 (.929), Drew Timme, BYU (1/13/22)
By Opp.	10-of-12 (.833), PJ Pipes, Santa Clara (2/19/22)

5+ 3pt Field Goals Made by a Player

By Gonzaga	5, Andrew Nembhard, vs. Memphis (3/19/22)
By Opp.	5, Khalil Shabazz, San Francisco (3/7/22)

10+ 3pt Field Goal Attempts by a Player

By Gonzaga	10, Andrew Nembhard, vs. Memphis (3/19/22)
By Opp.	10, Corey Allen, Georgia State (3/17/22)

10+ Free Throws Made by a Player

By Gonzaga	10, Drew Timme, Bellarmine (11/19/21)
By Opp.	11, KeVaughn Allen, Florida (11/24/17)

10+ Free Throws Attempted by a Player

By Gonzaga	13, Drew Timme, vs. Georgia State (3/17/22)
By Opp.	10, Houston Mallette, Pepperdine (2/16/22)

15+ Free Throws Attempted by a Player

By Gonzaga	15, Filip Petrushev, Loyola Marymount (2/6/20)
By Opp.	15, Charles Mann, Georgia (11/26/14)

Player Shot 1.000 With 10+ Free Throw Attempts

By Gonzaga	10-of-10, Zach Norvell Jr., Idaho State (11/6/18)
By Opp.	11-of-11, Jordan Ford, Saint Mary's (3/10/20)

10+ Rebounds by a Player

By Gonzaga	14, Drew Timme, vs. Memphis (3/19/22)
By Opp.	10, Jaden, Bediako, Santa Clara (2/19/22)

15+ Rebounds by a Player

By Gonzaga	17, Chet Holmgren, vs. Georgia State (3/17/22)
By Opp.	15, Derek Culver, West Virginia (12/2/20)

Two Players with 10 or More Rebounds

By Gonzaga	17, Chet Holmgren & 13, Drew Timme vs. Georgia State (3/17/22)
By Opp.	11, Eli Scott & 10, Mattias Markusson Loyola Marymount (2/27/21)

5+ Offensive Rebounds by a Player

By Gonzaga	6, Chet Holmgren & 5 Anton Watson, Merrimack (12/9/21)
By Opp.	5, Victor Ohia Obioha, Pepperdine (2/16/22)

10+ Assists by a Player

By Gonzaga	11, Andrew Nembhard, vs. Georgia St (3/17/22)
By Opp.	10, Colbey Ross, Pepperdine (1/4/20)

5+ Blocked Shots by a Player

By Gonzaga	7, Chet Holmgren, vs. Georgia State (3/17/22)
By Opp.	6, Charles Bediako, Alabama (12/4/21)

5+ Steals by a Player

By Gonzaga	6, Andrew Nembhard, at BYU (2/5/22)
By Opp.	5, Kur Kuath, Oklahoma (3/22/21)


Double-Double by a Player*

By Gonzaga	25/14, Drew Timme vs. Memphis (3/19/22)
By Opp.	14/10, Cody Riley, UCLA (4/3/21)

*Double-doubles are points and rebounds unless otherwise




2021-22 SEASON AND CAREER HIGHS



SEASON
0

20, 2x, last BYU, 1/13/22	Points	20, 2x, last BYU, 1/13/22
12, Tarleton St., 11/29/21	Rebounds	12, Tarleton St., 11/29/21
3, Pepperdine, 1/8/22	Assists	3, Pepperdine, 1/8/22
2, 4x, last Saint Mary's, 2/12/22	Steals	2, 4x, last Saint Mary's, 2/12/22
2, at San Diego, 2/3/22	Blocks	2, at San Diego, 2/3/22
36, 2x, last vs. Saint Mary's, 3/8/22	Minutes	36, 2x, last vs. Saint Mary's, 3/8/22


JULIAN STRAWTHER SO - 1L | G | 6-7 | 205 | Las Vegas, NV | Liberty



SEASON
2

37, vs. Texas, 11/13/21	Points	37, vs. Texas, 11/13/21
14, vs. Memphis, 3/19/22	Rebounds	14, vs. Memphis, 3/19/22
8, at San Francisco, 2/24/22	Assists	8, at San Francisco, 2/24/22
2, Pepperdine, 1/8/22	Steals	4, at Texas A&M, 11/15/19
2, 7x, last Pacific, 2/10/22	Blocks	5, Pacific (1/25/20)
39, UCLA, 11/23/21	Minutes	39, UCLA, 11/23/21

DREW TIMME JR - 2L | F | 6-10 | 235 | Dallas, TX | Pearce



SEASON
3

24, vs. UCLA, 11/23/21	Points	25, 2x, last Georgia, 2/5/20
8, 2x, last Saint Mary's, 2/12/22	Rebounds	8, 2x, last Saint Mary's, 2/12/22
14, at Pepperdine, 2/16/22	Assists	14, at Pepperdine, 2/16/22
6, at BYU, 2/5/22	Steals	6, at BYU, 2/5/22
1, 4x, last at Saint Mary's, 2/26/22	Blocks	1, 11x, last at Saint Mary's, 2/26/22
40, 7x, last vs. Memphis, 3/19/22	Minutes	42, 2x, last vs. UCLA, 4/3/21

ANDREW NEMBHARD SR - TR | G | 6-5 | 193 | Aurora, ON | Florida



SEASON
5

4, Pepperdine, 1/8/22	Points	5, 2x, last Texas Southern, 12/4/19
4, Alcorn State, 11/15/21	Rebounds	4, vs. Alcorn State, 11/15/21
	Assists	1, 3x, last vs. Pacific, 1/23/21
1, Pepperdine, 1/8/22	Steals	2, at San Diego, 1/9/20
1, Alcorn State, 11/15/21	Blocks	1, 3x, last vs. Alcorn State, 11/15/21
6, Alcorn State, 11/15/21	Minutes	13, Ark-Pine Bluff, 11/9/19


MARTYNAS ARLAUSKAS JR - 2L | G | 6-7 | 205 | Kaunas, Lithuania



SEASON
10

16, Alcorn State, 11/15/21	Points	16, Alcorn State, 11/15/21
7, vs. CMU, 11/22/21	Rebounds	7, vs. CMU, 11/22/21
3, vs. CMU, 11/22/21	Assists	3, vs. CMU, 11/22/21
4, Bellarmine, 11/19/21	Steals	4, Bellarmine, 11/19/21
1, 5x, last vs. Georgia St, 3/17/22	Blocks	1, 5x, last vs. Georgia St, 3/17/22
26, 2x, last N/ Ariz., 12/20/21	Minutes	26, 2x, last N. Ariz., 12/20/21


HUNTER SALLIS FR - HS | G | 6-5 | 175 | Omaha, NE | Millard North



SEASON
11

16, vs. CMU, 11/22/21	Points	16, vs. CMU, 11/22/21
5, Pacific, 2/10/22	Rebounds	5, Pacific, 2/10/22
4, 2x, last at Santa Clara, 1/15/22	Assists	4, 2x, last at Santa Clara, 1/15/2022
2, 4x, last at San Francisco, 2/24/22	Steals	2, 4x, last at San Francisco, 2/24/22
1, 7x, last vs. Georgia St, 3/17/22	Blocks	1, 7x, last vs. Georgia St, 3/17/22
26, vs. CMU, 11/22/21	Minutes	26, vs. CMU, 11/22/21


NOLAN HICKMAN FR - HS | G | 6-2 | 185 | Seattle, WA | Wasatch Academy



SEASON
15

1, BYU, 1/13/22	Points	1, BYU, 1/13/22
2, CMU, 11/22/21	Rebounds	2, CMU, 11/22/21
1, 4x, last Pacific, 2/10/22	Assists	1, 4x, last Pacific, 2/10/22
	Steals	
	Blocks	
3, CMU, 11/22/21	Minutes	3, CMU, 11/22/21

JOE FEW FR - HS | G | 6-9 | 225 | Spokane, WA | Gonzaga Prep



SEASON
20

6, vs. CMU, 11/22/21	Points	6, vs. CMU, 11/22/21
4, 2x, last vs. CMU, 11/22/21	Rebounds	4, 2x, last vs. CMU, 11/22/21
1, Bellarmine, 11/19/21	Assists	1, Bellarmine, 11/19/21
	Steals	
	Blocks	1, Northern Ariz., 12/20/21
1, Northern Ariz., 12/20/21	Minutes	12, vs. CMU, 11/22/21

KADEN PERRY FR - HS | F | 6-9 | 225 | Battle Ground, WA | Battle Ground

CAREER SUPERLATIVES

PLAYED/STARTED	2021-22	CAREER	STREAK
Andrew Nembhard	31-31	130-114	39
Rasir Bolton	31-31	114-90	31
Drew Timme	31-31	96-67	63
Anton Watson	31-0	78-22	-
Martynas Arlauskas	16-0	58-0	-
Matthew Lang	17-1	55-1	-
Julian Strawther	31-30	56-30	6
Will Graves	16-1	39-1	-
Ben Gregg	17-0	35-0	-
Chet Holmgren	31-30	31-30	6
Hunter Sallis	31-0	31-0	-
Nolan Hickman	31-0	31-0	-
Dominick Harris	0-0	25-0	-
Joe Few	13-0	13-0	-
Kaden Perry	8-0	8-0	-

DOUBLE-DIGIT GAMES

Points	2021-22	CAREER
Rasir Bolton	21	82
Drew Timme	28	75
Andrew Nembhard	15	56
Chet Holmgren	25	25
Anton Watson	13	23
Julian Strawther	20	22
Nolan Hickman	5	5
Dominick Harris		3
Hunter Sallis	2	2

Rebounds	2021-22	CAREER
Drew Timme	5	14
Chet Holmgren	13	13
Anton Watson	4	5
Julian Strawther	3	3

20+ POINTS	2021-22	CAREER
Drew Timme	13	29
Rasir Bolton	1	16
Andrew Nembhard	5	11
Chet Holmgren	6	6
Julian Strawther	2	2

8+ REBOUNDS	2021-22	CAREER
Drew Timme	12	32
Chet Holmgren	21	21
Anton Watson	4	8
Julian Strawther	6	6
Rasir Bolton		4
Andrew Nembhard	2	2

5+ ASSISTS	2021-22	CAREER
Andrew Nembhard	18	68
Rasir Bolton	3	21
Drew Timme	4	5
Chet Holmgren	4	4
Anton Watson	2	2

3+ BLOCKS	2021-22	CAREER
Chet Holmgren	22	22
Drew Timme		3
Anton Watson		1

3+ STEALS	2021-22	CAREER
Andrew Nembhard	7	20
Anton Watson	3	7
Rasir Bolton	1	6
Drew Timme		3
Chet Holmgren	2	2
Hunter Sallis	1	1






SEASON
22

19, Pepperdine, 1/8/22	Points	23, at Portland, 1/9/21	
11, at Santa Clara, 1/15/22	Rebounds	11, at Santa Clara, 1/15/22	
7, Dixie State, 11/9/21	Assists	7, vs. Dixie State, 11/9/21	
5, Dixie State, 11/9/21	Steals	5, vs. Dixie State, 11/9/21	
2, vs. CMU, 11/22/21	Blocks	3, NW St., 12/21/20	
26, vs. Texas Tech, 12/18/21	Minutes	29, Northern Ariz., 12/28/20	CAREER
ANTON WATSON JR - 2L F 6-8 225 Spokane, WA Gonzaga Prep			




SEASON
23

5, vs. CMU, 11/22/21	Points	5, vs. CMU, 11/22/21	
4, vs. CMU, 11/22/21	Rebounds	4, vs. CMU, 11/22/21	
2, LMU 1/27/22	Assists	2, LMU 1/27/22	
1, Pepperdine, 1/8/22	Steals	1, 4x, last Pepperdine, 1/8/22	
3x, last Northern Ariz., 12/20/21	Blocks	6, 2x, last Pine Bluff, 11/9/19	CAREER
MATTHEW LANG SR - 3L G 6-3 185 Portland, OR Jesuit			




SEASON
33

8, Alcorn State, 11/15/21	Points	8, Alcorn State, 11/15/21	
6, vs. CMU, 11/22/21	Rebounds	6, vs. CMU, 11/22/21	
2, 4x, last Portland, 1/29/22	Assists	2, 4x, last Portland 1/29/22	
1, 3x, last at San Diego, 2/3/22	Steals	1, 3x, last at San Diego, 2/3/22	
1, 8x, last Pacific, 2/10/22	Blocks	1, 11x, last Pacific, 2/10/22	
12, Alcorn State, 11/15/21	Minutes	12, Alcorn State, 11/15/21	CAREER
BEN GREGG FR - HS F 6-10 225 Clackamas, OR Clackamas			



SEASON
34

23, at San Diego, 2/3/22	Points	23, at San Diego, 2/3/22	
17, 3x, last vs. Georgia St, 3/17/2	Rebounds	17, 3x, last vs. Georgia St, 3/17/22	
26, 2x, last at BYU, 2/5/22	Assists	6, 2x, last at BYU, 2/5/22	
3, 2x, last vs. San Francisco, 3/7/22	Steals	3, 2x, last vs. San Francisco, 3/7/22	
7, 2x, last vs. Georgia St, 3/17/22	Blocks	7, 2x, last vs. Georgia St, 3/17/22	
35, Saint Mary's, 2/12/22	Minutes	35, Saint Mary's, 2/12/22	CAREER
CHET HOLMGREN FR - HS F 7-0 195 Minneapolis, Minn Minnehaha			




SEASON
35

3, 3x, last Portland, 1/29/22	Points	3, 7x, last Portland, 1/29/22	
2, North Alabama, 12/28/21	Rebounds	2, 3x, last North Alabama, 12/28/21	
	Assists		
	Steals	1, Northern Ariz., 12/28/20	
	Blocks		
3, 2x, last Santa Clara, 2/19/22	Minutes	4, 2x, last Dixie St., 12/29/20	CAREER
WILL GRAVES SR - 3L G 6-5 185 Eugene, OR Lane CC			



SEASON
45

20, Pacific, 2/10/22	Points	29, vs. Florida A&M, 12/31/19	
7, vs. CMU, 11/22/21	Rebounds	9, vs. Okla. St., 1/21/20	
7, 2x, last at Santa Clara, 1/15/22	Assists	7, 5x, last at Santa Clara, 1/15/22	
3, at Pepperdine, 2/16/22	Steals	4, 4x, last vs. Baylor, 1/21/21	
1, Texas, 11/13/21	Blocks	1, 10x, last Texas, 11/13/21	
38, at Saint Mary's, 2/26/22	Minutes	40, 2x, last at WVU, 12/18/20	CAREER
RASIR BOLTON SR - TR G 6-3 185 Petersburg, VA Iowa State			



SEASON
55

	Points	12, Northern Ariz., 12/28/20	
	Rebounds	5, Dixie St., 12/29/20	
	Assists	3, Dixie St., 12/29/20	
	Steals	1, 2x, last Dixie St., 12/29/20	
	Blocks		
	Minutes	20, Dixie St., 12/29/20	CAREER
DOMINICK HARRIS SO - 1L G 6-3 180 Murrieta, CA Rancho Christian			

DOUBLE-DOUBLE TRACKER

	2021-22	Career
Drew Timme	5	13
Chet Holmgren	12	12
Andrew Nembhard	1	3
Julian Strawther	2	2
Anton Watson	2	2

CURRENT STREAKS

Overall	Won 4
Unranked teams anywhere	Won 79
Ranked teams anywhere	Won 1
Home	Won 67
Home WCC	Won 37
Home non-conference	Won 45
Home unranked non-conference	Won 44
Home ranked teams	Won 4
Home unranked teams	Won 61
Road	Lost 1
Road WCC	Lost 1
Road ranked teams	Lost 2
Road unranked teams	Won 36
Neutral	Won 5
Neutral ranked teams	Won 2
Neutral unranked teams	Won 12

Consecutive Made Free Throws (active streak)

Rasir Bolton	7
Andrew Nembhard	6
Will Graves	4
Dominick Harris	3
Martynas Arlauskas	1
Hunter Sallis	1
Matthew Lang	1
Joe Few	1

Consecutive Games with a Three-Point Field Goal

Chet Holmgren	0/13
Andrew Nembhard	7/11
Rasir Bolton	8/10
Julian Strawther	0/11
Nolan Hickman	0/5
Hunter Sallis	0/3
Will Graves	0/2
Anton Watson	0/2
Drew Timme	1/2
Dominick Harris	0/2
Matthew Lang	0/2
Martynas Arlauskas	0/1
Ben Gregg	1/1

* First number is active streak, second is career longest streak





2021-22 Gonzaga Men's Basketball Gonzaga Team Game-by-Game Comparison (as of Mar 17, 2022) All games



Opponent	1st	2nd	Score	Mar	Total FG	FG Pct	3-Pointers	3FG Pct	Free Throws	FT Pct	Rebounds	Assist	T/Over	Block	Steal	Fouls	
DIXIE ST.	40/25	57/38	97-63	+34	37-68/23-65	.544/.354	6-21/8-22	.286/.364	17-24/9-21	.708/.429	45/36	+9	23/12	15/21	9/1	10/5	18/22
TEXAS	47/27	39/47	86-74	+12	32-59/26-59	.542/.441	7-19/9-24	.368/.375	15-17/13-16	.882/813	32/33	(1)	17/11	7/11	3/1	5/4	13/18
ALCORN	45/21	39/36	84-57	+27	34-58/25-62	.586/.403	7-19/3-11	.368/.273	9-12/4-7	.750/571	38/26	+12	26/10	13/12	6/1	5/9	14/14
BELLARMINE	48/28	44/22	92-50	+42	32-60/21-54	.533/.389	11-23/3-25	.478/.120	17-21/5-6	.810/833	40/20	+20	21/8	13/18	5/2	8/3	15/20
Central Mich.	56/32	51/22	107-54	+53	42-74/17-56	.568/.304	9-32/9-23	.281/.391	14-24/11-16	.583/688	51/23	+28	16/10	10/17	6/0	8/6	15/22
UCLA	45/25	38/38	83-63	+20	28-50/24-69	.560/.348	9-23/2-12	.391/.167	18-23/13-18	.783/.722	38/30	+8	11/7	13/8	6/2	4/4	19/17
Duke	42/45	39/39	81-84	(3)	34-64/31-67	.531/.463	6-21/7-23	.286/.304	7-11/15-25	.636/600	42/31	+11	22/15	17/8	4/5	5/11	24/15
TARLETON ST.	26/25	38/30	64-55	+9	23-49/21-56	.469/.375	4-19/5-17	.211/.294	14-24/8-14	.583/571	43/27	+16	9/7	16/8	6/3	4/8	17/22
Alabama	35/51	47/40	82-91	(9)	30-67/31-72	.448/.431	9-23/13-34	.391/.382	13-25/16-22	.520/.727	42/43	(1)	17/15	12/12	9/9	6/7	15/24
MERRIMACK	42/31	38/24	80-55	+25	30-59/20-63	.508/.317	5-22/6-25	.227/.240	15-20/9-11	.750/818	56/20	+36	17/8	17/8	4/0	6/12	10/16
Texas Tech	34/26	35/29	69-55	+14	24-56/21-56	.429/.375	13-31/6-19	.419/.316	8-10/7-13	.800/538	37/36	+1	16/9	10/12	3/1	6/3	14/11
NORTHERN ARIZ.	48/30	47/19	95-49	+46	33-60/21-65	.550/.323	10-22/5-22	.455/.227	19-23/2-3	.826/667	34/40	(6)	14/10	5/20	7/3	9/3	10/19
NORTH ALA.	47/25	46/38	93-63	+30	34-69/23-71	.493/.324	7-23/8-29	.304/.276	18-31/9-13	.581/692	51/42	+9	17/5	9/15	5/4	7/4	9/25
PEPPERDINE	63/41	54/42	117-83	+34	45-83/32-75	.542/.427	10-25/10-27	.400/.370	17-23/9-12	.739/.750	51/36	+15	26/19	13/18	5/3	12/9	17/23
BYU	61/49	49/35	110-84	+26	43-62/32-74	.694/.432	11-21/13-29	.524/.448	13-20/7-10	.650/.700	33/33	-	28/11	11/14	7/2	6/8	16/21
Santa Clara	60/41	55/42	115-83	+32	44-75/31-78	.587/.397	12-26/8-26	.462/.308	15-19/13-21	.789/619	46/39	+7	26/12	16/13	4/3	8/10	22/18
SAN FRANCISCO	36/33	42/29	78-62	+16	28-60/22-61	.467/.361	5-18/6-21	.278/.286	17-22/12-14	.773/857	39/38	+1	19/8	9/13	7/4	5/6	17/19
LOYOLA MARYMOUNT	36/19	53/36	89-55	+34	34-55/22-67	.618/.328	12-23/6-22	.522/.273	9-12/5-8	.750/625	34/35	(1)	21/6	8/11	7/0	7/3	12/14
PORTLAND	48/28	56/44	104-72	+32	34-71/25-70	.479/.357	18-41/3-23	.439/.130	18-24/19-22	.750/864	49/39	+10	20/8	16/14	5/1	8/7	24/20
San Diego	38/24	54/38	92-62	+30	38-67/22-62	.567/.355	5-12/5-14	.417/.357	11-16/13-19	.688/664	45/31	+14	17/4	9/13	6/4	6/4	18/14
BYU	47/23	43/34	90-57	+33	32-61/21-71	.525/.296	8-21/6-26	.381/.231	18-22/9-11	.818/818	46/38	+8	20/10	14/16	9/0	12/6	14/18
PACIFIC	46/28	43/23	89-51	+38	35-68/20-64	.515/.313	11-28/3-21	.393/.143	8-10/8-12	.800/667	46/35	+11	17/7	9/11	5/5	5/5	10/16
SAINT MARY'S (CA)	36/23	38/35	74-58	+16	30-55/23-59	.545/.390	6-12/5-17	.500/.294	8-13/7-9	.615/778	37/26	+11	16/12	10/6	6/2	5/3	9/13
Pepperdine	45/29	41/37	86-66	+20	34-66/24-64	.515/.375	4-18/6-20	.222/.300	14-15/12-16	.933/750	50/24	+26	19/12	14/9	5/2	7/8	16/14
SANTA CLARA	41/31	40/38	81-69	+12	27-67/24-58	.403/.414	12-35/6-11	.343/.545	15-20/15-19	.750/789	43/35	+8	15/12	7/9	6/3	3/4	18/19
San Francisco	52/42	37/31	89-73	+16	34-62/27-65	.548/.415	10-20/11-22	.500/.500	11-13/8-17	.846/471	40/33	+7	18/10	12/11	7/5	9/4	13/14
Saint Mary's (CA)	21/36	36/31	57-67	(10)	22-60/27-61	.367/.443	5-15/6-16	.333/.375	8-9/7-8	.889/875	33/37	(4)	4/12	14/12	6/7	8/9	12/13
San Francisco	47/27	34/44	81-71	+10	32-55/24-63	.582/.381	3-13/11-34	.231/.324	14-18/12-18	.778/667	34/31	+3	20/9	13/12	9/2	4/11	19/18
Saint Mary's (CA)	38/28	44/41	82-69	+13	30-52/27-57	.577/.474	8-16/5-16	.500/.313	14-18/10-12	.778/833	27/28	(1)	13/8	9/12	1/2	5/5	17/18
Georgia St.	35/33	58/39	93-72	+21	36-71/23-70	.507/.329	5-18/6-16	.278/.375	16-30/20-25	.533/800	54/41	+13	23/12	7/7	9/5	5/5	18/25

Note: Game totals are displayed in the format TEAM/OPPONENT for each category





2021-22 Gonzaga Men's Basketball
Points-rebounds-assists
All games

Page 1/2
as of Mar 20, 2022

Opponent	Date	Score	0	2	3	5	10	11	15	20	22	23	33	34	35	45
Dixie St.	11/09/2021	97-63	W	17-10-1	11-4-0	5-3-3	0-1-0	9-2-0	11-2-2	DNP	5-3-7	2-0-0	2-1-1	14-13-6	2-0-0	15-3-3
Texas	11/13/2021	86-74	W	5-3-1	37-7-3	9-2-8	DNP	0-0-0	7-1-2	DNP	10-5-1	DNP	DNP	2-5-1	DNP	16-3-1
Alcorn	11/15/2021	84-57	W	18-3-2	10-5-6	8-2-4	0-0-0	16-2-0	4-4-4	0-0-0	2-1-4	0-2-0	8-2-0	11-6-4	0-0-0	7-4-2
Bellarmine	11/19/2021	92-50	W	19-6-0	25-5-1	8-1-7	1-1-0	2-2-1	9-3-3	0-1-0	0-6-1	0-1-0	5-2-1	18-5-5	0-0-0	3-1-1
vs Central Mich.	11/22/2021	107-54	W	15-5-1	11-6-1	5-2-2	1-0-0	8-7-3	16-1-1	0-2-0	7-6-4	5-4-0	3-6-0	19-5-2	0-0-0	11-3-5
vs UCLA	11/23/2021	83-63	W	12-9-1	18-8-2	24-5-6	DNP	2-3-1	3-0-0	DNP	0-2-0	DNP	DNP	15-6-0	DNP	9-2-1
vs Duke	11/26/2021	81-84	L	20-10-1	17-5-5	6-8-11	DNP	0-1-0	2-2-1	DNP	5-2-2	DNP	DNP	16-7-0	DNP	15-6-2
Tarleton St.	11/29/2021	64-55	W	6-12-1	10-5-1	9-3-2	DNP	0-1-0	7-2-0	DNP	0-3-2	DNP	DNP	15-9-2	DNP	17-5-1
vs Alabama	12/04/2021	82-91	L	13-5-0	23-10-4	4-2-4	DNP	4-2-1	9-2-1	DNP	10-4-2	DNP	DNP	10-11-2	DNP	9-3-3
Merrimack	12/09/2021	80-55	W	15-2-2	22-7-0	2-3-2	0-0-0	6-6-0	2-2-1	0-1-1	9-10-5	0-0-0	0-0-0	15-15-3	3-0-0	6-7-3
vs Texas Tech	12/18/2021	69-55	W	9-5-0	7-4-3	16-4-6	DNP	0-1-0	7-2-3	DNP	10-4-0	DNP	DNP	5-11-2	DNP	15-1-2
Northern Ariz.	12/20/2021	95-49	W	7-4-1	14-4-0	9-1-3	2-1-0	9-2-2	4-4-3	0-0-0	17-3-1	2-1-1	6-0-0	20-9-1	0-0-0	5-0-2
North Ala.	12/28/2021	93-63	W	15-4-2	12-7-3	6-1-1	2-0-0	8-5-1	13-1-1	0-1-1	10-10-2	2-0-0	0-3-2	9-7-2	0-2-0	14-3-2
Pepperdine	01/08/2022	117-83	W	12-7-3	18-6-3	3-6-8	4-2-0	13-4-1	9-1-3	0-1-0	19-6-1	3-0-1	6-4-2	18-8-1	0-0-0	12-2-3
BYU	01/13/2022	110-84	W	20-2-0	30-5-4	22-2-12	0-0-0	8-2-0	4-0-3	1-1-0	9-6-1	0-1-0	0-1-0	12-7-1	0-1-0	4-2-7
at Santa Clara	01/15/2022	115-83	W	4-6-1	32-8-1	19-0-6	2-0-0	7-5-2	14-1-4	DNP	11-11-2	3-1-0	0-0-2	11-12-1	0-0-0	12-2-7
San Francisco	01/20/2022	78-62	W	7-7-1	23-4-4	10-4-7	DNP	0-1-2	2-1-0	DNP	11-5-2	DNP	DNP	22-9-2	DNP	3-2-1
Loyola Marymount	01/27/2022	89-55	W	10-5-2	8-2-3	6-3-4	0-1-0	7-3-0	11-3-1	0-0-1	8-1-3	0-0-2	5-2-0	21-9-0	3-0-0	10-1-5
Portland	01/29/2022	104-72	W	14-8-1	16-10-4	22-2-4	0-1-0	7-3-1	3-2-0	0-0-0	16-2-3	0-1-0	0-2-2	12-11-2	3-1-0	11-2-3
at San Diego	02/03/2022	92-62	W	11-8-2	13-8-0	14-4-7	0-0-0	2-1-0	6-1-0	DNP	11-3-3	0-0-0	2-5-0	23-12-1	0-0-0	10-1-4
Pacific	02/10/2022	89-51	W	15-5-1	13-10-3	9-3-3	0-0-0	5-1-1	4-5-2	0-1-1	6-3-2	0-1-0	3-3-0	14-6-1	0-0-0	20-4-3
Saint Mary's (CA)	02/12/2022	74-58	W	11-1-1	25-8-5	16-8-7	DNP	0-0-0	3-0-1	DNP	3-2-0	DNP	DNP	11-13-2	DNP	5-2-0
at Pepperdine	02/16/2022	86-66	W	8-5-0	19-5-1	4-5-14	DNP	6-3-0	4-2-1	DNP	16-1-0	DNP	0-2-0	18-17-1	DNP	11-2-2
Santa Clara	02/19/2022	81-69	W	6-3-1	23-9-3	21-6-8	DNP	0-1-0	0-0-0	DNP	3-7-1	0-0-0	DNP	10-10-1	0-0-0	18-4-1
at San Francisco	02/24/2022	89-73	W	15-7-0	20-9-8	17-4-6	DNP	7-0-0	0-0-0	DNP	0-2-1	DNP	DNP	21-15-1	DNP	9-2-2
at Saint Mary's (CA)	02/26/2022	57-67	L	14-7-0	6-8-2	15-1-0	DNP	0-2-0	0-1-0	DNP	0-3-1	DNP	DNP	6-6-1	DNP	16-3-0
vs San Francisco	03/07/2022	81-71	W	5-2-0	22-4-4	17-2-9	DNP	2-0-2	0-1-1	DNP	8-10-3	DNP	DNP	17-8-1	DNP	10-1-0
vs Saint Mary's (CA)	03/08/2022	82-69	W	16-2-1	10-4-2	19-3-7	DNP	1-0-1	0-0-0	DNP	10-5-0	0-0-0	0-0-0	8-8-1	DNP	18-2-1
vs Georgia St.	03/17/2022	93-72	W	3-3-1	32-13-2	9-6-11	3-2-0	5-2-1	2-3-0	DNP	10-6-1	0-0-0	0-0-0	19-17-5	0-0-0	10-0-2
vs Memphis	03/19/2022	82-78	W	6-7-2	25-14-4	23-1-5	DNP	0-0-0	2-0-0	DNP	0-4-3	DNP	DNP	9-9-2	DNP	17-2-2





**2021-22 Gonzaga Men's Basketball
Season Schedule/Results & Leaders
All games**

Page 1/1
as of Mar 20, 2022

Game Records

Record	Overall	Home	Away	Neutral
ALL GAMES	28-3	16-0	5-1	7-2
CONFERENCE	13-1	8-0	5-1	0-0
NON-CONFERENCE	15-2	8-0	0-0	7-2

Team Results

Date	Opponent		Score	Att.	High Points	High Rebounds
11/09/2021	Dixie St.	W	97-63	6000	(17) STRAWTHER, Julian	(13) HOLMGREN, Chet
11/13/2021	Texas	W	86-74	6000	(37) TIMME, Drew	(7) TIMME, Drew
11/15/2021	Alcorn	W	84-57	6000	(18) STRAWTHER, Julian	(6) HOLMGREN, Chet
11/19/2021	Bellarmine	W	92-50	6000	(25) TIMME, Drew	(6) WATSON, Anton
						(6) STRAWTHER, Julian
11/22/2021	vs Central Mich.	W	107-54	7029	(19) HOLMGREN, Chet	(7) SALLIS, Hunter
11/23/2021	vs UCLA	W	83-63	12795	(24) NEMBHARD, Andrew	(9) STRAWTHER, Julian
11/26/2021	vs Duke	L	81-84	20389	(20) STRAWTHER, Julian	(10) STRAWTHER, Julian
11/29/2021	Tarleton St.	W	64-55	6000	(17) BOLTON, Rasir	(12) STRAWTHER, Julian
12/04/2021	vs Alabama	L	82-91	18048	(23) TIMME, Drew	(11) HOLMGREN, Chet
12/09/2021	Merrimack	W	80-55	6000	(22) TIMME, Drew	(15) HOLMGREN, Chet
12/18/2021	vs Texas Tech	W	69-55	7821	(16) NEMBHARD, Andrew	(11) HOLMGREN, Chet
12/20/2021	Northern Ariz.	W	95-49	6000	(20) HOLMGREN, Chet	(9) HOLMGREN, Chet
12/28/2021	North Ala.	W	93-63	6000	(15) STRAWTHER, Julian	(10) WATSON, Anton
01/08/2022	Pepperdine	W	117-83	6000	(19) WATSON, Anton	(8) HOLMGREN, Chet
01/13/2022	BYU	W	110-84	6000	(30) TIMME, Drew	(7) HOLMGREN, Chet
01/15/2022	at Santa Clara	W	115-83	1100	(32) TIMME, Drew	(12) HOLMGREN, Chet
01/20/2022	San Francisco	W	78-62	6000	(23) TIMME, Drew	(9) HOLMGREN, Chet
01/27/2022	Loyola Marymount	W	89-55	6000	(21) HOLMGREN, Chet	(9) HOLMGREN, Chet
01/29/2022	Portland	W	104-72	6000	(22) NEMBHARD, Andrew	(11) HOLMGREN, Chet
02/03/2022	at San Diego	W	92-62	5433	(23) HOLMGREN, Chet	(12) HOLMGREN, Chet
02/05/2022	at BYU	W	90-57	18987	(20) HOLMGREN, Chet	(17) HOLMGREN, Chet
02/10/2022	Pacific	W	89-51	6000	(20) BOLTON, Rasir	(10) TIMME, Drew
02/12/2022	Saint Mary's (CA)	W	74-58	6000	(25) TIMME, Drew	(13) HOLMGREN, Chet
02/16/2022	at Pepperdine	W	86-66	2412	(19) TIMME, Drew	(17) HOLMGREN, Chet
02/19/2022	Santa Clara	W	81-69	6000	(23) TIMME, Drew	(10) HOLMGREN, Chet
02/24/2022	at San Francisco	W	89-73	3138	(21) HOLMGREN, Chet	(15) HOLMGREN, Chet
02/26/2022	at Saint Mary's (CA)	L	57-67	3500	(16) BOLTON, Rasir	(8) TIMME, Drew
03/07/2022	vs San Francisco	W	81-71	0	(22) TIMME, Drew	(10) WATSON, Anton
03/08/2022	vs Saint Mary's (CA)	W	82-69	0	(19) NEMBHARD, Andrew	(8) HOLMGREN, Chet
03/17/2022	vs Georgia St.	W	93-72	14343	(32) TIMME, Drew	(17) HOLMGREN, Chet
03/19/2022	vs Memphis	W	82-78	17907	(25) TIMME, Drew	(14) TIMME, Drew

Attendance Summary

	Games	Attend	Avg/Game
Home	16	96000	6000
Away	6	34570	5762
Neutral	9	98332	10926
Total	31	228902	7384





**2021-22 Gonzaga Men's Basketball
Team High/Low Analysis
All games**

Page 1/4
as of Mar 20, 2022

Gonzaga - Game Highs

POINTS	117		Pepperdine (01/08/2022)
	115		at Santa Clara (01/15/2022)
	110		BYU (01/13/2022)
	107		vs Central Mich. (N) (11/22/2021)
	104		Portland (01/29/2022)
FIELD GOALS MADE	45		Pepperdine (01/08/2022)
	44		at Santa Clara (01/15/2022)
FIELD GOAL ATTEMPTS	83		Pepperdine (01/08/2022)
	75		at Santa Clara (01/15/2022)
FIELD GOAL PERCENTAGE	.694	(43-62)	BYU (01/13/2022)
	.618	(34-55)	Loyola Marymount (01/27/2022)
3 PT FG MADE	18		Portland (01/29/2022)
	13		vs Texas Tech (N) (12/18/2021)
3 PT FG ATTEMPTS	41		Portland (01/29/2022)
	35		Santa Clara (02/19/2022)
3 PT FG PERCENTAGE	.524	(11-21)	BYU (01/13/2022)
	.522	(12-23)	Loyola Marymount (01/27/2022)
FREE THROWS MADE	19		Northern Ariz. (12/20/2021)
	18		at BYU (02/05/2022)
	18		Portland (01/29/2022)
	18		North Ala. (12/28/2021)
	18		vs UCLA (N) (11/23/2021)
FREE THROW ATTEMPTS	31		North Ala. (12/28/2021)
	30		vs Georgia St. (N) (03/17/2022)
FREE THROW PERCENTAGE	.933	(14-15)	at Pepperdine (02/16/2022)
	.889	(8-9)	at Saint Mary's (CA) (02/26/2022)
REBOUNDS	56		Merrimack (12/09/2021)
	54		vs Georgia St. (N) (03/17/2022)
ASSISTS	28		BYU (01/13/2022)
	26		at Santa Clara (01/15/2022)
	26		Pepperdine (01/08/2022)
	26		Alcorn (11/15/2021)
STEALS	12		at BYU (02/05/2022)
	12		Pepperdine (01/08/2022)
BLOCKED SHOTS	9		vs Georgia St. (N) (03/17/2022)
	9		vs San Francisco (N) (03/07/2022)
	9		at BYU (02/05/2022)
	9		vs Alabama (N) (12/04/2021)
	9		Dixie St. (11/09/2021)
TURNOVERS	17		Merrimack (12/09/2021)
	17		vs Duke (N) (11/26/2021)
FOULS	24		Portland (01/29/2022)
	24		vs Duke (N) (11/26/2021)



2021-22 Gonzaga Men's Basketball
Team High/Low Analysis
All games

Page 2/4
as of Mar 20, 2022

Opponent - Game Highs

POINTS	91		vs Alabama (N) (12/04/2021)
	84		BYU (01/13/2022)
	84		vs Duke (N) (11/26/2021)
	83		at Santa Clara (01/15/2022)
	83		Pepperdine (01/08/2022)
FIELD GOALS MADE	32		BYU (01/13/2022)
	32		Pepperdine (01/08/2022)
FIELD GOAL ATTEMPTS	78		at Santa Clara (01/15/2022)
	75		Pepperdine (01/08/2022)
FIELD GOAL PERCENTAGE	.474	(27-57)	vs Saint Mary's (CA) (N) (03/08/2022)
	.463	(31-67)	vs Duke (N) (11/26/2021)
3 PT FG MADE	13		BYU (01/13/2022)
	13		vs Alabama (N) (12/04/2021)
3 PT FG ATTEMPTS	34		vs San Francisco (N) (03/07/2022)
	34		vs Alabama (N) (12/04/2021)
3 PT FG PERCENTAGE	.545	(6-11)	Santa Clara (02/19/2022)
	.500	(11-22)	at San Francisco (02/24/2022)
FREE THROWS MADE	20		vs Georgia St. (N) (03/17/2022)
	19		Portland (01/29/2022)
FREE THROW ATTEMPTS	25		vs Georgia St. (N) (03/17/2022)
	25		vs Duke (N) (11/26/2021)
FREE THROW PERCENTAGE	.875	(7-8)	at Saint Mary's (CA) (02/26/2022)
	.864	(19-22)	Portland (01/29/2022)
REBOUNDS	43		vs Alabama (N) (12/04/2021)
	42		North Ala. (12/28/2021)
ASSISTS	19		Pepperdine (01/08/2022)
	17		vs Duke (N) (11/26/2021)
STEALS	12		Merrimack (12/09/2021)
	11		vs San Francisco (N) (03/07/2022)
	11		vs Duke (N) (11/26/2021)
BLOCKED SHOTS	9		vs Alabama (N) (12/04/2021)
	7		at Saint Mary's (CA) (02/26/2022)
	7		vs Duke (N) (11/26/2021)
TURNOVERS	21		Dixie St. (11/09/2021)
	20		Northern Ariz. (12/20/2021)
FOULS	25		vs Georgia St. (N) (03/17/2022)
	25		North Ala. (12/28/2021)



2021-22 Gonzaga Men's Basketball
Team High/Low Analysis
All games

Page 3/4
as of Mar 20, 2022

Gonzaga - Game Lows

POINTS	57		at Saint Mary's (CA) (02/26/2022)
	64		Tarleton St. (11/29/2021)
	69		vs Texas Tech (N) (12/18/2021)
	74		Saint Mary's (CA) (02/12/2022)
	78		San Francisco (01/20/2022)
FIELD GOALS MADE	22		at Saint Mary's (CA) (02/26/2022)
	23		Tarleton St. (11/29/2021)
FIELD GOAL ATTEMPTS	49		Tarleton St. (11/29/2021)
	50		vs UCLA (N) (11/23/2021)
FIELD GOAL PERCENTAGE	.367	(22-60)	at Saint Mary's (CA) (02/26/2022)
	.403	(27-67)	Santa Clara (02/19/2022)
3 PT FG MADE	3		vs San Francisco (N) (03/07/2022)
	4		at Pepperdine (02/16/2022)
	4		Tarleton St. (11/29/2021)
3 PT FG ATTEMPTS	12		Saint Mary's (CA) (02/12/2022)
	12		at San Diego (02/03/2022)
3 PT FG PERCENTAGE	.211	(4-19)	Tarleton St. (11/29/2021)
	.222	(4-18)	at Pepperdine (02/16/2022)
FREE THROWS MADE	7		vs Duke (N) (11/26/2021)
	8		at Saint Mary's (CA) (02/26/2022)
	8		Saint Mary's (CA) (02/12/2022)
	8		Pacific (02/10/2022)
	8		vs Texas Tech (N) (12/18/2021)
FREE THROW ATTEMPTS	9		at Saint Mary's (CA) (02/26/2022)
	10		Pacific (02/10/2022)
	10		vs Texas Tech (N) (12/18/2021)
FREE THROW PERCENTAGE	.520	(13-25)	vs Alabama (N) (12/04/2021)
	.533	(16-30)	vs Georgia St. (N) (03/17/2022)
REBOUNDS	27		vs Saint Mary's (CA) (N) (03/08/2022)
	32		Texas (11/13/2021)
ASSISTS	4		at Saint Mary's (CA) (02/26/2022)
	9		Tarleton St. (11/29/2021)
STEALS	2		vs Memphis (N) (03/19/2022)
	3		Santa Clara (02/19/2022)
BLOCKED SHOTS	1		vs Saint Mary's (CA) (N) (03/08/2022)
	3		Texas (11/13/2021)
TURNOVERS	5		Northern Ariz. (12/20/2021)
	7		vs Memphis (N) (03/19/2022)
	7		vs Georgia St. (N) (03/17/2022)
	7		Santa Clara (02/19/2022)
	7		Texas (11/13/2021)
FOULS	9		Saint Mary's (CA) (02/12/2022)
	9		North Ala. (12/28/2021)



2021-22 Gonzaga Men's Basketball
Team High/Low Analysis
All games

Page 4/4
as of Mar 20, 2022

Opponent - Game Lows

POINTS	49		Northern Ariz. (12/20/2021)
	50		Bellarmine (11/19/2021)
	51		Pacific (02/10/2022)
	54		vs Central Mich. (N) (11/22/2021)
	55		Loyola Marymount (01/27/2022)
	55		vs Texas Tech (N) (12/18/2021)
	55		Merrimack (12/09/2021)
FIELD GOALS MADE	55		Tarleton St. (11/29/2021)
	17		vs Central Mich. (N) (11/22/2021)
	20		Pacific (02/10/2022)
FIELD GOAL ATTEMPTS	20		Merrimack (12/09/2021)
	54		Bellarmine (11/19/2021)
	56		vs Texas Tech (N) (12/18/2021)
	56		Tarleton St. (11/29/2021)
FIELD GOAL PERCENTAGE	56		vs Central Mich. (N) (11/22/2021)
	.296	(21-71)	at BYU (02/05/2022)
3 PT FG MADE	.304	(17-56)	vs Central Mich. (N) (11/22/2021)
	2		vs UCLA (N) (11/23/2021)
	3		Pacific (02/10/2022)
	3		Portland (01/29/2022)
	3		Bellarmine (11/19/2021)
3 PT FG ATTEMPTS	3		Alcorn (11/15/2021)
	11		Santa Clara (02/19/2022)
3 PT FG PERCENTAGE	11		Alcorn (11/15/2021)
	.120	(3-25)	Bellarmine (11/19/2021)
FREE THROWS MADE	.130	(3-23)	Portland (01/29/2022)
	2		Northern Ariz. (12/20/2021)
FREE THROW ATTEMPTS	4		Alcorn (11/15/2021)
	3		Northern Ariz. (12/20/2021)
FREE THROW PERCENTAGE	6		Bellarmine (11/19/2021)
	.429	(9-21)	Dixie St. (11/09/2021)
REBOUNDS	.471	(8-17)	at San Francisco (02/24/2022)
	20		Merrimack (12/09/2021)
ASSISTS	20		Bellarmine (11/19/2021)
	4		at San Diego (02/03/2022)
STEALS	5		North Ala. (12/28/2021)
	2		vs Memphis (N) (03/19/2022)
	3		Saint Mary's (CA) (02/12/2022)
	3		Loyola Marymount (01/27/2022)
	3		Northern Ariz. (12/20/2021)
	3		vs Texas Tech (N) (12/18/2021)
BLOCKED SHOTS	3		Bellarmine (11/19/2021)
	0		at BYU (02/05/2022)
	0		Loyola Marymount (01/27/2022)
	0		Merrimack (12/09/2021)
TURNOVERS	0		vs Central Mich. (N) (11/22/2021)
	5		vs Memphis (N) (03/19/2022)
FOULS	6		Saint Mary's (CA) (02/12/2022)
	11		vs Texas Tech (N) (12/18/2021)
	13		at Saint Mary's (CA) (02/26/2022)
	13		Saint Mary's (CA) (02/12/2022)



2021-22 Gonzaga Men's Basketball
Player Highs Analysis
All games

Page 1/4
as of Mar 20, 2022

Gonzaga - Individual Game Highs

POINTS	37		Drew Timme vs Texas (11/13/2021)
	32		Drew Timme vs Georgia St. (N) (03/17/2022)
	32		Drew Timme at Santa Clara (01/15/2022)
	30		Drew Timme vs BYU (01/13/2022)
	25		Drew Timme vs Memphis (N) (03/19/2022)
	25		Drew Timme vs Saint Mary's (CA) (02/12/2022)
	25		Drew Timme vs Bellarmine (11/19/2021)
FIELD GOALS MADE	15		Drew Timme vs Texas (11/13/2021)
	14		Drew Timme at Santa Clara (01/15/2022)
FIELD GOAL ATTEMPTS	21		Drew Timme vs Georgia St. (N) (03/17/2022)
	20		Drew Timme vs San Francisco (01/20/2022)
FIELD GOAL PERCENTAGE (min 5 made)	1.000	(8-8)	Drew Timme vs Merrimack (12/09/2021)
	.929	(13-14)	Drew Timme vs BYU (01/13/2022)
3 PT FG MADE	5		Andrew Nembhard vs Memphis (N) (03/19/2022)
	5		Andrew Nembhard vs Santa Clara (02/19/2022)
	5		Rasir Bolton vs Texas Tech (N) (12/18/2021)
3 PT FG ATTEMPTS	10		Andrew Nembhard vs Memphis (N) (03/19/2022)
	10		Rasir Bolton vs Texas Tech (N) (12/18/2021)
3 PT FG PERCENTAGE (min 2 made)	1.000	(3-3)	Julian Strawther vs Saint Mary's (CA) (N) (03/08/2022)
	1.000	(3-3)	Chet Holmgren vs Loyola Marymount (01/27/2022)
	1.000	(2-2)	Ben Gregg vs Northern Ariz. (12/20/2021)
	1.000	(2-2)	Rasir Bolton vs UCLA (N) (11/23/2021)
FREE THROWS MADE	10		Drew Timme vs Bellarmine (11/19/2021)
	8		Andrew Nembhard vs Portland (01/29/2022)
	8		Drew Timme vs Tarleton St. (11/29/2021)
FREE THROW ATTEMPTS	13		Drew Timme vs Georgia St. (N) (03/17/2022)
	13		Drew Timme vs Bellarmine (11/19/2021)
FREE THROW PERCENTAGE (min 3 made)	1.000	(8-8)	Andrew Nembhard vs Portland (01/29/2022)
	1.000	(6-6)	Anton Watson at BYU (02/05/2022)
	1.000	(5-5)	Anton Watson vs Portland (01/29/2022)
	1.000	(5-5)	Anton Watson vs Pepperdine (01/08/2022)
	1.000	(5-5)	Drew Timme vs Northern Ariz. (12/20/2021)
	1.000	(4-4)	Drew Timme at San Francisco (02/24/2022)
	1.000	(4-4)	Anton Watson at Pepperdine (02/16/2022)
	1.000	(4-4)	Chet Holmgren at Pepperdine (02/16/2022)
	1.000	(4-4)	Chet Holmgren at Santa Clara (01/15/2022)
	1.000	(4-4)	Drew Timme vs BYU (01/13/2022)
	1.000	(4-4)	Andrew Nembhard vs UCLA (N) (11/23/2021)
	1.000	(4-4)	Anton Watson vs Texas (11/13/2021)
	1.000	(3-3)	Rasir Bolton at Saint Mary's (CA) (02/26/2022)
	1.000	(3-3)	Rasir Bolton vs Santa Clara (02/19/2022)
	1.000	(3-3)	Andrew Nembhard vs San Francisco (01/20/2022)
	1.000	(3-3)	Andrew Nembhard at Santa Clara (01/15/2022)
	1.000	(3-3)	Chet Holmgren vs Central Mich. (N) (11/22/2021)
	1.000	(3-3)	Julian Strawther vs Bellarmine (11/19/2021)
REBOUNDS	17		Chet Holmgren vs Georgia St. (N) (03/17/2022)
	17		Chet Holmgren at Pepperdine (02/16/2022)
	17		Chet Holmgren at BYU (02/05/2022)
ASSISTS	14		Andrew Nembhard at Pepperdine (02/16/2022)
	12		Andrew Nembhard vs BYU (01/13/2022)
STEALS	6		Andrew Nembhard at BYU (02/05/2022)
	5		Anton Watson vs Dixie St. (11/09/2021)
BLOCKED SHOTS	7		Chet Holmgren vs Georgia St. (N) (03/17/2022)
	7		Chet Holmgren vs Dixie St. (11/09/2021)



2021-22 Gonzaga Men's Basketball
Player Highs Analysis
All games

Page 3/4
as of Mar 20, 2022

Opponent - Individual Game Highs

POINTS	28		Jaden Shackelford vs Alabama (N) (12/04/2021)
	27		Khalil Shabazz vs San Francisco (N) (03/07/2022)
	27		PJ Pipes vs Santa Clara (02/19/2022)
	25		Houston Mallette at Pepperdine (02/16/2022)
	25		Jamaree Bouyea vs San Francisco (01/20/2022)
	25		Tahj Small vs Tarleton St. (11/29/2021)
FIELD GOALS MADE	10		Khalil Shabazz vs San Francisco (N) (03/07/2022)
	10		PJ Pipes vs Santa Clara (02/19/2022)
	10		Jaden Shackelford vs Alabama (N) (12/04/2021)
FIELD GOAL ATTEMPTS	25		Khalil Shabazz vs San Francisco (N) (03/07/2022)
	23		Houston Mallette at Pepperdine (02/16/2022)
FIELD GOAL PERCENTAGE (min 5 made)	.889	(8-9)	Mark Williams vs Duke (N) (11/26/2021)
	.833	(10-12)	PJ Pipes vs Santa Clara (02/19/2022)
3 PT FG MADE	6		Jaden Shackelford vs Alabama (N) (12/04/2021)
	5		Khalil Shabazz vs San Francisco (N) (03/07/2022)
	5		Tahj Small vs Tarleton St. (11/29/2021)
3 PT FG ATTEMPTS	15		Khalil Shabazz vs San Francisco (N) (03/07/2022)
	11		Tahj Small vs Tarleton St. (11/29/2021)
3 PT FG PERCENTAGE (min 2 made)	1.000	(2-2)	Josh Kunen at San Francisco (02/24/2022)
	1.000	(2-2)	Brian Taylor vs Central Mich. (N) (11/22/2021)
	1.000	(2-2)	Isaiah Pope vs Dixie St. (11/09/2021)
FREE THROWS MADE	7		Houston Mallette at Pepperdine (02/16/2022)
	7		Mike Meadows vs Portland (01/29/2022)
	7		Wendell Moore Jr. vs Duke (N) (11/26/2021)
FREE THROW ATTEMPTS	10		Houston Mallette at Pepperdine (02/16/2022)
	10		Wendell Moore Jr. vs Duke (N) (11/26/2021)
FREE THROW PERCENTAGE (min 3 made)	1.000	(7-7)	Mike Meadows vs Portland (01/29/2022)
	1.000	(6-6)	Tyler Harris vs Memphis (N) (03/19/2022)
	1.000	(6-6)	Seneca Knight at BYU (02/05/2022)
	1.000	(5-5)	Houston Mallette vs Pepperdine (01/08/2022)
	1.000	(4-4)	Jalen Thomas vs Georgia St. (N) (03/17/2022)
	1.000	(4-4)	Jamaree Bouyea vs San Francisco (01/20/2022)
	1.000	(4-4)	Carlos Stewart at Santa Clara (01/15/2022)
	1.000	(4-4)	Jahvon Quinerly vs Alabama (N) (12/04/2021)
	1.000	(4-4)	JD Davison vs Alabama (N) (12/04/2021)
	1.000	(4-4)	Oscar Lopez Jr. vs Central Mich. (N) (11/22/2021)
	1.000	(3-3)	Khalil Shabazz at San Francisco (02/24/2022)
	1.000	(3-3)	Khalil Shabazz vs San Francisco (01/20/2022)
	1.000	(3-3)	C.J. Brim vs North Ala. (12/28/2021)
	1.000	(3-3)	Tyger Campbell vs UCLA (N) (11/23/2021)
REBOUNDS	12		Terrell Brown at San Diego (02/03/2022)
	11		Kristian Sjolund vs Portland (01/29/2022)
	11		Carson Towt vs Northern Ariz. (12/20/2021)
ASSISTS	7		Trevor Keels vs Duke (N) (11/26/2021)
	6		Jalen Williams vs Santa Clara (02/19/2022)
	6		Darryl Polk Jr. vs Pepperdine (01/08/2022)
	6		Jahvon Quinerly vs Alabama (N) (12/04/2021)
	6		Wendell Moore Jr. vs Duke (N) (11/26/2021)
	6		Dylan Penn vs Bellarmine (11/19/2021)
STEALS	6		Wendell Moore Jr. vs Duke (N) (11/26/2021)
	4		Jamaree Bouyea vs San Francisco (N) (03/07/2022)
	4		Maxwell Lewis vs Pepperdine (01/08/2022)
	4		Justin Thomas vs Alcorn (11/15/2021)
BLOCKED SHOTS	6		Charles Bediako vs Alabama (N) (12/04/2021)
	6		Mark Williams vs Duke (N) (11/26/2021)



STARTERS

Nov. 9 - Dixie State	Nembhard	Bolton	Strawther	Timme	Holmgren
Nov. 13 - Texas	Nembhard	Bolton	Strawther	Timme	Holmgren
Nov. 15 - Alcorn State	Nembhard	Bolton	Strawther	Timme	Holmgren
Nov. 19 - Bellarmine	Nembhard	Bolton	Strawther	Timme	Holmgren
Nov. 22 - vs. Central Michigan	Nembhard	Bolton	Strawther	Timme	Holmgren
Nov. 23 - vs. UCLA	Nembhard	Bolton	Strawther	Timme	Holmgren
Nov. 26 - vs. Duke	Nembhard	Bolton	Strawther	Timme	Holmgren
Nov. 29 - Tarleton State	Nembhard	Bolton	Strawther	Timme	Holmgren
Dec. 4 - vs. Alabama	Nembhard	Bolton	Strawther	Timme	Holmgren
Dec. 9 - Merrimack	Nembhard	Bolton	Strawther	Timme	Holmgren
Dec. 18 - vs. Texas Tech	Nembhard	Bolton	Strawther	Timme	Holmgren
Dec. 20 - Northern Arizona	Nembhard	Bolton	Strawther	Timme	Holmgren
Dec. 28 - North Alabama	Nembhard	Bolton	Strawther	Timme	Holmgren
Jan. 8 - Pepperdine	Nembhard	Bolton	Strawther	Timme	Holmgren
Jan. 13 - BYU	Nembhard	Bolton	Strawther	Timme	Holmgren
Jan. 15 - at Santa Clara	Nembhard	Bolton	Strawther	Timme	Holmgren
Jan. 20 - San Francisco	Nembhard	Bolton	Strawther	Timme	Holmgren
Jan. 27 - Loyola Marymount	Nembhard	Bolton	Strawther	Timme	Holmgren
Jan. 29 - Portland	Nembhard	Bolton	Strawther	Timme	Holmgren
Feb. 3 - at San Diego	Nembhard	Bolton	Strawther	Timme	Holmgren
Feb. 5 - at BYU	Nembhard	Bolton	Strawther	Timme	Holmgren
Feb. 10 - Pacific	Nembhard	Bolton	Strawther	Timme	Holmgren
Feb. 12 - Saint Mary's	Nembhard	Bolton	Strawther	Timme	Holmgren
Feb. 16 - at Pepperdine	Nembhard	Bolton	Strawther	Timme	Holmgren
Feb. 19 - Santa Clara	Nembhard	Bolton	Graves	Timme	Lang
Feb. 24 - San Francisco	Nembhard	Bolton	Strawther	Timme	Holmgren
Feb. 26 - Saint Mary's	Nembhard	Bolton	Strawther	Timme	Holmgren
March 7 - San Francisco	Nembhard	Bolton	Strawther	Timme	Holmgren
March 8 - Saint Mary's	Nembhard	Bolton	Strawther	Timme	Holmgren
March 17 - Georgia State	Nembhard	Bolton	Strawther	Timme	Holmgren



CAREER STATS



2021-22 Gonzaga Men's Basketball Season/Career Statistics All games

Page 1/1
as of Mar 20, 2022

Summary

	Season Statistics										Career Statistics									
Player	GP-GS	MIN/G	FG%	3FG%	FT%	R/G	A/G	STL	BLK	PTS/G	GP-GS	MIN/G	FG%	3FG%	FT%	R/G	A/G	STL	BLK	PTS/G
ARLAUSKAS, Martynas	16-0	3.5	.455	.000	.556	0.8	0.0	1	1	0.9	58-0	3.9	.400	.125	.577	0.7	0.1	6	3	0.8
BOLTON, Rasir	31-31	27.1	.511	.470	.817	2.5	2.3	18	1	11.3	31-31	27.1	.511	.470	.817	2.5	2.3	18	1	11.3
FEW, Joe	13-0	1.8	.000	.000	.500	0.7	0.3	0	0	0.1	13-0	1.8	.000	.000	.500	0.7	0.3	0	0	0.1
GRAVES, Will	16-1	1.9	.300	.333	1.000	0.3	0.0	1	0	0.7	39-1	1.9	.318	.350	1.000	0.3	0.0	2	0	0.6
GREGG, Ben	17-0	6.2	.370	.308	.286	2.0	0.6	3	8	2.4	35-0	4.6	.381	.286	.300	1.5	0.3	3	11	1.6
HICKMAN, Nolan	31-0	17.3	.447	.316	.667	1.5	1.3	19	7	5.2	31-0	17.3	.447	.316	.667	1.5	1.3	19	7	5.2
HOLMGREN, Chet	31-30	26.9	.609	.392	.732	9.8	1.9	26	115	14.2	31-30	26.9	.609	.392	.732	9.8	1.9	26	115	14.2
LANG, Matthew	17-1	3.3	.500	.300	.000	0.8	0.2	1	0	1.0	55-1	2.7	.455	.346	1.000	0.4	0.1	4	0	0.7
NEMBARD, Andrew	31-31	31.9	.462	.385	.868	3.3	5.8	48	4	12.0	63-47	30.9	.470	.358	.809	2.8	5.1	82	7	10.6
PERRY, Kaden	8-0	6.6	.778	.000	.000	2.3	0.1	0	1	1.8	8-0	6.6	.778	.000	.000	2.3	0.1	0	1	1.8
SALLIS, Hunter	31-0	13.7	.560	.263	.708	2.0	0.6	18	5	4.3	31-0	13.7	.560	.263	.708	2.0	0.6	18	5	4.3
STRAWTHER, Julian	31-30	26.6	.504	.371	.694	5.5	1.0	17	6	11.8	56-30	18.1	.506	.363	.695	3.6	0.6	21	7	8.1
TIMME, Drew	31-31	27.8	.592	.296	.669	6.7	2.7	8	25	18.2	96-67	25.4	.622	.300	.666	6.4	2.1	47	79	15.6
WATSON, Anton	31-0	18.2	.545	.227	.702	4.5	1.9	40	10	7.5	78-22	17.8	.579	.176	.663	3.7	1.6	96	38	6.8

Scoring

Player	Season Statistics								Career Statistics							
	FG-FGA	FG%	3FG-3FGA	3FG%	FT-FTA	FT%	PTS	PTS/G	FG-FGA	FG%	3FG-3FGA	3FG%	FT-FTA	FT%	PTS	PTS/G
ARLAUSKAS, Martynas	5-11	.455	0-0	.000	5-9	.556	15	0.9	16-40	.400	1-8	.125	15-26	.577	48	0.8
BOLTON, Rasir	120-235	.511	62-132	.470	49-60	.817	351	11.3	120-235	.511	62-132	.470	49-60	.817	351	11.3
FEW, Joe	0-9	.000	0-4	.000	1-2	.500	1	0.1	0-9	.000	0-4	.000	1-2	.500	1	0.1
GRAVES, Will	3-10	.300	3-9	.333	2-2	1.000	11	0.7	7-22	.318	7-20	.350	4-4	1.000	25	0.6
GREGG, Ben	17-46	.370	4-13	.308	2-7	.286	40	2.4	24-63	.381	6-21	.286	3-10	.300	57	1.6
HICKMAN, Nolan	63-141	.447	24-76	.316	10-15	.667	160	5.2	63-141	.447	24-76	.316	10-15	.667	160	5.2
HOLMGREN, Chet	165-271	.609	40-102	.392	71-97	.732	441	14.2	165-271	.609	40-102	.392	71-97	.732	441	14.2
LANG, Matthew	7-14	.500	3-10	.300	0-0	.000	17	1.0	15-33	.455	9-26	.346	1-1	1.000	40	0.7
NEMBARD, Andrew	138-299	.462	50-130	.385	46-53	.868	372	12.0	247-526	.470	82-229	.358	89-110	.809	665	10.6
PERRY, Kaden	7-9	.778	0-0	.000	0-3	.000	14	1.8	7-9	.778	0-0	.000	0-3	.000	14	1.8
SALLIS, Hunter	56-100	.560	5-19	.263	17-24	.708	134	4.3	56-100	.560	5-19	.263	17-24	.708	134	4.3
STRAWTH, Julian	132-262	.504	53-143	.371	50-72	.694	367	11.8	162-320	.506	62-171	.363	66-95	.695	452	8.1
TIMME, Drew	223-377	.592	8-27	.296	111-166	.669	565	18.2	588-945	.622	15-50	.300	305-458	.666	1496	15.6
WATSON, Anton	85-156	.545	5-22	.227	59-84	.702	234	7.5	202-349	.579	9-51	.176	114-172	.663	527	6.8

Totals

Player	Season Statistics								Career Statistics							
	O-REB	D-REB	TOTAL	PF	FO	A	TO	A/TO	O-REB	D-REB	TOTAL	PF	FO	A	TO	A/TO
ARLAUSKAS, Martynas	6	7	13	5	0	0	2	0.0	17	22	39	18	0	4	10	0.4
BOLTON, Rasir	8	68	76	58	0	72	40	1.8	8	68	76	58	0	72	40	1.8
FEW, Joe	2	7	9	2	0	4	0	0.0	2	7	9	2	0	4	0	0.0
GRAVES, Will	3	1	4	2	0	0	1	0.0	5	7	12	6	0	0	1	0.0
GREGG, Ben	13	21	34	20	0	10	5	2.0	16	36	52	34	0	11	12	0.9
HICKMAN, Nolan	2	46	48	26	0	40	22	1.8	2	46	48	26	0	40	22	1.8
HOLMGREN, Chet	54	249	303	80	2	60	60	1.0	54	249	303	80	2	60	60	1.0
LANG, Matthew	2	12	14	7	0	4	2	2.0	7	14	21	14	0	7	6	1.2
NEMBARD, Andrew	14	87	101	63	0	181	57	3.2	20	157	177	121	0	321	96	3.3
PERRY, Kaden	6	12	18	10	1	1	4	0.3	6	12	18	10	1	1	4	0.3
SALLIS, Hunter	18	45	63	35	0	20	21	1.0	18	45	63	35	0	20	21	1.0
STRAWTH, Julian	40	129	169	64	1	32	26	1.2	50	149	199	85	1	33	37	0.9
TIMME, Drew	56	153	209	49	0	85	74	1.1	194	416	610	215	2	203	171	1.2
WATSON, Anton	44	97	141	59	1	60	35	1.7	88	204	292	155	2	121	76	1.6

QUICKIE GAME RECORDS

Individual Game

Points

- 52 - Frank Burgess vs. UC-Davis (1-26-61)
- 50 - Jean Claude Lefebvre vs. Whitworth (2-18-58)

Field Goals Made

- 20 - Jean Claude Lefebvre vs. Whitworth (2-18-58)

Free Throws Made

- 16 - Ronny Turiaf vs. Cincinnati (NCAA - 3-20-03)
- 16 - Blake Stepp vs. Washington (12-2-02)
- 16 - Ronny Turiaf vs. Indiana (11-26-02)
- 16 - Frank Burgess (4 times)

Free Throw Percentage (1.000 - min. 10 attempts)

- (15-15) - Sam Dower vs. Santa Clara (3-8-14)
- (15-15) - Geoff Goss vs. Idaho State (1-6-93)
- (15-15) - Frank Burgess vs. Idaho (3-3-61)

Rebounds

- 33 - Jim Dixon vs. Eastern Washington (1-23-61)
- 28 - Paul Cathey vs. Nevada-Las Vegas (12-28-77)

Assists

- 16 - Blake Stepp vs. Long Beach State (12-20-02)
- 14 - Andrew Nembhard at Pepperdine (2-16-22)**
- 14 - Joel Ayayi at Portland (1-9-21)
- 13 - Josh Perkins at Creighton (12-1-18)
- 13 - Jeremy Pargo vs. Virginia Tech (11-24-07)
- 13 - Derek Raivio vs. Montana (11-21-04)
- 13 - Blake Stepp vs. Idaho (11-21-03)
- 13 - Matt Santangelo vs. Loyola Marymount (2-11-00)
- 13 - John Stockton vs. Portland (2-11-84)
- 13 - John Stockton vs. San Diego (1-19-84)
- 13 - Ken Tyler vs. Montana State (2-1-75)

Steals (Under Mark Few)

- 7 - Derek Raivio vs. Montana (11-21-04)
- 6 - Andrew Nembhard at BYU (2-5-22)**
- 6 - Nigel Williams-Goss vs. Saint Mary's (3-7-17)
- 6 - David Stockton vs. South Dakota (11-18-12)
- 6 - Jeremy Pargo vs. Loyola Marymount (2-11-08)
- 6 - Derek Raivio vs. Loyola Marymount (1-6-07)

Blocks (Under Mark Few)

- 7 - Chet Holmgren vs. Dixie State (11-9-21)**
- 7 - Chet Holmgren vs. Georgia State (3-17-22)**
- 7 - Przemek Karnowski vs. Saint Mary's (1-2-14)
- 6 - Chet Holmgren vs. San Francisco (3-7-22)**
- 6 - Chet Holmgren at San Francisco (2-24-22)**
- 6 - Chet Holmgren vs. BYU (1-13-22)**
- 6 - Brandon Clarke vs. Texas Southern (11-10-18)
- 6 - Brandon Clarke vs. Duke (11-21-18)
- 6 - Zach Collins vs. South Carolina (4-1-17)
- 6 - Austin Daye vs. Idaho (11-13-07)
- 6 - Josh Heytvelt at Pepperdine (2-3-07)
- 6 - Robert Sacre at Pepperdine (2-20-10)
- 6 - Abdulla Kuso at San Diego (2-18-08)
- 6 - Abdulla Kuso vs. Duke (12-21-06)

Team Game

Points Scored - Gonzaga

- 136 vs. Loyola Marymount, 2-18-89 (L 147-136)

Points Scored - Opponent

- 147 - Loyola Marymount, 2-18-89 (147-146)

Biggest Margin of Victory

- 61 - Denver, 12-21-18 (101-40)
- 60 - Eastern Oregon, 12-21-01 (105-45)
- 59 - at Santa Clara, 1-24-19 (98-39)

Biggest Margin of Defeat

- 69 vs. Montana, 2-5-45 (103-34)

Rebounds

- 74 vs. Idaho, 1-22-66

Field Goals Made

- 50 vs. Carroll College, 11-28-80

Field Goals Attempted

- 84 vs. Loyola Marymount, 1-19-90

Field Goal Percentage - Game

- 71.8 vs. Saint Mary's, 1-13-96 (28-39)
- 70.8 vs. Washington State, 12-28-03 (34-48)
- 70.4 vs. Warner Pacific, 12-21-88 (38-54)

Field Goal Percentage - Half

- 84.5 vs. Denver, 12-21-18 (101-40)
- 80.0 vs. San Francisco, 1-16-88 (16-20)
- 80.0 vs. Santa Clara, 1-23-82 (12-15)

Free Throws Made

- 41 vs. Davidson, 12-12-09
- 41 vs. Fairfield, 12-11-90
- 37 vs. San Francisco, 1-15-94
- 36 vs. Santa Clara, 2-12-81
- 36 vs. Eastern Washington, 11-11-11
- 36 vs. BYU, 2-23-12

Free Throws Attempted

- 54 vs. Davidson, 12-12-09
- 53 vs. Loyola Marymount, 2-24-84
- 51 vs. Fairfield, 12-11-90
- 51 vs. Eastern Washington, 11-11-11

Free Throw Percentage - Game (Min. 10 attempts)

- 1.000 vs. BYU, 1-25-14 (12-12)
- 1.000 vs. Michigan State, 11-22-05 (26-26)* (12-12 in OT)
- 1.000 vs. Eastern Washington, 12-11-93 (20-20)
- 1.000 vs. Pepperdine, 1-13-11 (12-12)

WHERE ARE THEY NOW

Joel Ayayi (2017-21)

Washington Wizards in the NBA

J.P. Batista (2004-07)

Clube de Regatas do Flamengo in Brazilian NBB

Brandon Clarke (2017-19)

Memphis Grizzlies in the NBA

Zach Collins (2016-17)

San Antonio Spurs in the NBA

Geno Crandall (2018-19)

Leicester Riders in British BBL

Austin Daye (2007-10)

Venezia in Italian Serie A

Micah Downs (2006-10)

Sporting in Portuguese LPB

Admon Gilder (2019-20)

Lahti in Finnish Korisliiga

Steven Gray (2007-11)

Hapoel Holon in Israeli Winner League

Rui Hachimura (2016-19)

Washington Wizards in the NBA

Elias Harris (2009-13)

San-en NP in Japanese B1 League

Jeremy Jones (2015-19)

FE Nagoya in Japanese B2 League

Przemek Karnowski (2012-17)

Stelmet Zielona Góra of the PLK and VTB United League

Corey Kispert (2017-21)

Washington Wizards in the NBA

Guy Landry Edi (2010-13)

Basketball Loewen Erfurt in German ProB

Jordan Mathews (2016-17)

Enisey in Russian VTB

Silas Melson (2014-18)

Kalev/Cramo in Estonia VTB United League

Zach Norvell Jr. (2016-19)

Santa Cruz Warriors of the NBA G League

Kelly Olynyk (2010-14)

Detroit Pistons in the NBA

Kevin Pangos (2011-15)

Cleveland Cavaliers in the NBA

Jeremy Pargo (2005-09)

3's Company in the Big3

Josh Perkins (2014-19)

Brindisi in Italian Serie A

Filip Petrushev (2018-20)

Anadolu Efes Istanbul in Turkish BSL

Domantas Sabonis (2014-16)

Indiana Pacers in the NBA

David Stockton (2011-15)

Mets de Guaynabo in Puerto Rican BSN

Jalen Suggs (2020-21)

Orlando Magic in the NBA

Killian Tillie (2016-20)

Memphis Grizzlies in the NBA

Byron Wesley (2014-15)

Sharks Antibes in French ProB

Johnathan Williams III (2015-18)

Trento in Italian Serie A

Nigel Williams-Goss (2015-17)

Real Madrid in Spanish Liga Endesa

Kyle Wiltjer (2014-16)

Tenerife in Spanish Liga Endesa

Ryan Woolridge (2018-19)

Iraklis in Greek A1



LAST FOUR BOXES



Official Basketball Box Score - Final
Memphis at Gonzaga
03/19/22 Moda Center, Portland
2021-22 Men's Basketball

Game Time: 6:40 PM
Game Duration: 2:13
Attendance: 17,907

Officials: Terry Wymer, Vane Harris, Katy Pfeifer

Memphis - 78

Record: 22-11

NO. Name	Min	FG M-A	3P M-A	FT M-A	Rebounds OR DR TOT	Fouls PF FD	TP	AS	TO	ST	Blocks BS BA	+/-
3 Landers Nolley II	F 22:55	1-6	0-1	5-6	1 3 4	4 6	7	1	2	1	0 0	-16
12 DeAndre Williams	F 29:14	7-13	0-3	0-0	2 5 7	4 0	14	1	0	1	0 0	-3
2 Jalen Duren	C 19:00	3-11	0-0	1-2	4 3 7	4 1	7	2	1	0	1 3	-11
10 Alex Lomax	G 27:34	4-7	0-0	1-2	1 2 3	2 1	9	5	1	0	0 0	-14
11 Lester Quinones	G 27:28	4-8	2-5	0-1	1 4 5	3 2	10	0	0	0	0 0	-8
23 Malcolm Dandridge	23:52	4-5	0-0	0-1	0 5 5	3 1	8	0	0	0	0 0	5
14 Tyler Harris	22:42	3-10	1-5	6-6	1 0 1	1 2	13	3	1	0	0 1	12
1 Emoni Bates	11:54	2-7	1-5	0-0	0 1 1	0 0	5	0	0	0	0 0	2
20 Josh Minott	08:38	2-2	0-0	0-0	2 2 4	2 1	4	0	0	0	0 0	5
0 Earl Timberlake	06:43	0-1	0-0	1-2	0 0 0	0 1	1	0	0	0	1 0	8
Team					2 1 3	0	0	0	0	0	0 0	
Totals		30-70	4-19	14-20	14 26 40	23 15	78	12	5	2	2 4	-4

Technical Fouls: NONE

Shooting By Period
1st FG% 13-22 59.1%
3PT% 4-14 28.6%
FT% 14-20 70.0%
2nd FG% 16-36 44.4%
3PT% 1-7 14.3%
FT% 4-6 66.7%
GM FG% 30-70 42.9%
3PT% 4-19 21.1%
FT% 14-20 70.0%
Dead Ball Rebounds: 3.0

Gonzaga - 82

Record: 28-3

NO. Name	Min	FG M-A	3P M-A	FT M-A	Rebounds OR DR TOT	Fouls PF FD	TP	AS	TO	ST	Blocks BS BA	+/-
2 Drew Timme	F 36:47	10-16	1-1	4-8	3 11 14	2 7	25	4	0	0	1 4	4
34 Chet Holmgren	C 29:29	4-7	0-3	1-3	3 6 9	5 4	9	2	2	0	4 0	18
0 Julian Strawther	G 32:58	3-11	0-6	0-2	3 4 7	2 2	6	2	0	0	0 0	2
3 Andrew Nembhard	G 40:00	6-12	5-10	6-7	0 1 1	2 6	23	5	3	0	0 0	4
45 Rasir Bolton	G 32:57	6-9	3-6	2-2	0 2 2	2 1	17	2	0	0	0 0	7
22 Anton Watson	13:44	0-2	0-1	0-2	1 3 4	0 3	0	3	0	1	0 1	-14
10 Hunter Sallis	02:34	0-0	0-0	0-0	0 0 0	1 0	0	0	0	0	0 0	-1
11 Nolan Hickman	11:31	1-1	0-0	0-0	0 0 0	1 0	2	0	0	1	0 0	0
Team					0 1 1	0	0	0	0	0	0 0	
Totals		30-58	9-27	13-24	10 28 38	16 23	82	18	7	2	4 2	4

Technical Fouls: Coach 1st 4:25

Shooting By Period
1st FG% 11-27 40.7%
3PT% 5-16 31.3%
FT% 4-9 44.4%
2nd FG% 19-31 61.3%
3PT% 9-15 60.0%
FT% 9-15 60.0%
GM FG% 30-58 51.7%
3PT% 9-27 33.3%
FT% 13-24 54.2%
Dead Ball Rebounds: 3.1

	Mem	Zag
Biggest lead	12 (2 nd 19:25)	7 (2 nd 2:19)
Best Scoring Run	8 (1 st 0:55)	7 (2 nd 17:28)
Lead Changes	7	
Times Tied	10	
Time with Lead	16:11	16:48

Points from	Mem	Zag	Period by Period Scoring			
Turnovers	9	5		1st	2nd	TOT
Paint	44	32	Mem	41	37	78
Second Chance	12	12				
Fast Breaks	10	17	Zag	31	51	82
Bench	31	2				



Official Basketball Box Score - Final
Georgia St. at Gonzaga
03/17/22 Moda Center, Portland
2021-22 Men's Basketball

Game Time: 1:27 PM
Game Duration: 2:11
Attendance: 14,343

Officials: Michael Irving, Rub Riley, Tommy Morrissey

Georgia St. - 72

Record: 19-11

NO. Name	Min	FG M-A	3P M-A	FT M-A	Rebounds OR DR TOT	Fouls PF FD	TP	AS	TO	ST	Blocks BS BA	+/-
1 Eliel Nsoseme	F 08:12	1-1	0-0	0-0	1 4 5	2 1	2	0	1	0	0 0	-4
25 Jalen Thomas	C 25:24	4-11	0-0	4-4	4 5 9	5 2	12	1	0	1	2 0	-21
2 Justin Roberts	G 32:38	4-13	0-2	3-4	3 3 6	3 4	11	5	1	1	0 0	-22
11 Corey Allen	G 33:56	5-19	4-10	2-2	0 1 1	1 2	16	2	0	0	0 0	-21
12 Kane Williams	G 32:28	3-10	0-0	6-8	1 2 3	2 5	12	3	1	2	0 4	-17
0 Evan Johnson	14:17	2-4	1-3	2-3	0 4 4	0 2	7	0	0	1	0 0	-5
15 Ja'heim Hudson	17:11	2-4	1-1	0-0	2 3 5	0 5	0	0	3	0	1 1	-12
24 Collin Moore	15:17	0-1	0-0	2-3	0 0 0	1 1	2	0	1	0	0 0	-14
30 Kaleb Scott	09:58	2-5	0-0	1-1	1 2 3	5 1	5	1	0	0	1 1	8
14 Chien-Hao Ma	05:35	0-1	0-0	0-0	0 0 0	1 0	0	0	0	0	0 0	-1
20 Danny Stubbs	02:42	0-0	0-0	0-0	0 0 0	0 0	0	0	0	0	1 0	2
21 Kalik Brooks	02:22	0-1	0-0	0-0	0 0 0	0 0	0	0	0	0	0 0	2
Team					1 4 5	0	0	0	0	0	0 0	
Totals		23-70	6-16	20-25	13 28 41	25 18	72	12	7	5	5 9	-21

Technical Fouls: NONE

Shooting By Period
1st FG% 10-35 28.6%
3PT% 3-6 50.0%
FT% 10-13 76.9%
2nd FG% 13-35 37.1%
3PT% 3-10 30.0%
FT% 10-12 83.3%
GM FG% 23-70 32.9%
3PT% 6-16 37.5%
FT% 20-25 80.0%
Dead Ball Rebounds: 1.0

Gonzaga - 93

Record: 27-3

NO. Name	Min	FG M-A	3P M-A	FT M-A	Rebounds OR DR TOT	Fouls PF FD	TP	AS	TO	ST	Blocks BS BA	+/-
2 Drew Timme	F 27:10	13-21	0-1	6-13	5 8 13	2 9	32	2	2	1	0 1	20
34 Chet Holmgren	C 28:11	8-13	0-2	3-5	4 13 17	3 6	19	0	2	7	0 13	
0 Julian Strawther	G 18:23	1-5	0-3	1-2	1 2 3	2 2	3	1	0	0	0 0	16
3 Andrew Nembhard	G 37:18	3-7	3-5	0-0	1 5 6	1 0	9	11	3	1	0 0	23
45 Rasir Bolton	G 29:58	3-5	2-4	2-2	0 0 0	1 0	2	1	2	0	0 0	5
22 Anton Watson	20:47	4-9	0-0	2-4	3 3 6	1 3	10	1	0	1	0 1	16
10 Hunter Sallis	14:58	2-3	0-0	1-2	0 2 2	3 1	5	1	0	0	1 1	13
11 Nolan Hickman	14:21	1-4	0-2	0-0	0 3 3	1 2	0	0	0	0	1 1	18
5 Martynas Arlauskas	02:42	1-2	0-0	1-2	1 1 2	1 1	3	0	0	0	0 0	-2
33 Ben Gregg	02:42	0-0	0-0	0-0	0 0 0	0 0	0	0	0	0	0 0	-2
15 Joe Few	01:10	0-1	0-0	0-0	1 0 1	0 0	0	0	0	0	0 0	-5
23 Matthew Lang	01:10	0-1	0-1	0-0	0 0 0	1 0	0	0	0	0	0 0	-5
35 Will Graves	01:10	0-0	0-0	0-0	0 0 0	0 0	0	0	0	0	0 0	-5
Team					0 1 1	0	0	0	0	0	0 0	
Totals		36-71	5-18	16-30	16 38 54	18 25	93	23	7	5	9 5	21

Technical Fouls: NONE

	GSU	Zag
Biggest lead	4 (1 st 2:38)	26 (2 nd 1:51)
Best Scoring Run	7 (1 st 7:49)	21 (2 nd 5:19)
Lead Changes	10	
Times Tied	17	
Time with Lead	05:24	24:09

Points from	GSU	Zag
Turnovers	4	4
Paint	24	62
Second Chance	23	17
Fast Breaks	8	19
Bench	19	20

Period by Period Scoring			
	1st	2nd	TOT
GSU	33	39	72
Zag	35	58	93



Official Basketball Box Score - Final
Saint Mary's (CA) at Gonzaga
03/02/22 Orleans Arena, Las Vegas
2021-22 Men's Basketball

Game Time: 6:00 PM
Game Duration: 2:00

Officials: Chris Rastatter, Michael Irving, Mike Reed

Saint Mary's (CA) - 69

Record: 25-7

NO. Name	Min	FG M-A	3P M-A	FT M-A	Rebounds OR DR TOT	Fouls PF FD	TP	AS	TO	ST	Blocks BS BA	+/-
11 Matthias Tass	F 35:00	5-8	0-0	2-2	1 0 1	5 2	12	1	4	1	0 1	-2
12 Kyle Bowen	F 27:11	2-5	1-4	0-0	0 5 5	5 1	5	0	0	1	0 1	-11
0 Logan Johnson	G 36:00	9-14	0-0	3-4	0 3 3	4 5	21	2	3	1	1 0	-12
12 Tommy Kuhse	G 40:00	6-15	2-4	1-2	5 7 1	1 4	15	2	1	2	0 0	-13
44 Alex Ducas	G 35:05	3-7	2-4	2-2	0 3 3	1 2	10	1	2	1	0 0	-10
10 Mitchell Saxen	03:15	0-0	0-0	1 1 2	1 1 2	1 0	0	0	0	0	0 0	-7
5 Jabu Mullins	05:07	0-2	0-1	0-0	1 0 1	0 0	0	0	0	0	0 0	-4
3 Augustus Marciulionis	04:00	0-0	0-0	0-0	0 0 0	1 1	0	2	0	0	0 0	-1
42 Dan Fotu	14:22	2-6	0-3	2-2	0 1 1	0 1	6	0	0	0	0 0	-5
Team					3 2 5	0	0	2	0	0	0 0	
Totals		27-57	5-16	10-12	8 20 28	18 17	69	8	12	5	2 1	-13

Technical Fouls: NONE

Shooting By Period
1st FG% 12-30 40.0%
3PT% 4-11 36.4%
FT% 0-0 0%
2nd FG% 15-27 55.6%
3PT% 1-5 20.0%
FT% 10-12 83.3%
GM FG% 27-57 47.4%
3PT% 5-16 31.3%
FT% 10-12 83.3%
Dead Ball Rebounds: 1.0

Gonzaga - 82

Record: 26-3

NO. Name	Min	FG M-A	3P M-A	FT M-A	Rebounds OR DR TOT	Fouls PF FD	TP	AS	TO	ST	Blocks BS BA	+/-
2 Drew Timme	F 29:53	4-6	0-0	2-3	0 4 4	1 3	10	2	3	0	0 0	7
34 Chet Holmgren	C 25:48	3-9	0-4	2-2	1 7 8	4 4	8	1	3	2	1 0	1
0 Julian Strawther	G 36:12	5-6	3-3	3-4	0 2 2	2 2	16	1	0	0	0 0	14
3 Andrew Nembhard	G 39:31	8-16	3-5	0-0	0 3 3	3 1	19	7	1	2	0 1	14
45 Rasir Bolton	G 30:08	5-8	2-3	6-7	0 2 2	4 5	18	1	2	1	0 1	7
11 Nolan Hickman	06:55	0-0	0-0	0-0	0 0 0	1 0	0	0	0	0	0 0	-1
22 Anton Watson	24:06	5-6	0-0	0-0	2 3 5	1 2	10	0	0	0	0 0	17
10 Hunter Sallis	07:27	0-1	0-1	1-2	0 0 0	1 1	1	1	0	0	0 0	4
Team					1 2 3	0	0	0	0	0	0 0	
Totals		30-52	8-16	14-18	4 23 27	17 18	82	13	9	5	1 2	13

Technical Fouls: NONE

Shooting By Period
1st FG% 14-29 48.3%
3PT% 5-11 45.5%
FT% 5-6 83.3%
2nd FG% 16-23 69.6%



2021-22 Gonzaga Men's Basketball Combined Team Statistics In Conference games

Page 1/1
as of Mar 20, 2022

Game Records

Record	Overall	Home	Away	Neutral
ALL GAMES	13-1	8-0	5-1	0-0
CONFERENCE	13-1	8-0	5-1	0-0
NON-CONFERENCE	0-0	0-0	0-0	0-0

Score by Periods

Team	1st	2nd	OT	TOT
Gonzaga	630	641	0	1271
Opponents	447	495	0	942

Team Box Score

No.	Player				Total		3-Point		F-Throw		Rebounds											
		GP-GS	MIN	AVG	FG-FGA	FG%	3FG-3FGA	3FG%	FT-FTA	FT%	OFF	DEF	TOT	AVG	PF	DQ	A	TO	BLK	STL	PTS	AVG
2	TIMME, Drew	14-14	396:14	28.3	109-193	.565	5-15	.333	36-51	.706	29	68	97	6.9	20	0	44	34	14	4	259	18.5
34	HOLMGREN, Chet	14-13	394:36	28.2	80-129	.620	26-52	.500	33-41	.805	20	132	152	10.9	38	1	21	26	52	15	219	15.6
3	NEMBARD, Andrew	14-14	436:14	31.2	69-147	.469	23-60	.383	32-34	.941	6	46	52	3.7	33	0	90	21	1	22	193	13.8
0	STRAWTHOR, Julian	14-13	379:45	27.1	61-114	.535	25-64	.391	19-28	.679	12	65	77	5.5	30	0	15	15	4	7	166	11.9
45	BOLTON, Rasir	14-14	387:35	27.7	53-104	.510	27-54	.500	21-27	.778	4	26	30	2.1	21	0	39	18	0	14	154	11.0
22	WATSON, Anton	14-0	253:59	18.1	42-77	.545	3-11	.273	34-41	.829	14	43	57	4.1	29	0	22	15	4	17	121	8.6
11	HICKMAN, Nolan	14-0	227:31	16.3	25-62	.403	10-34	.294	2-5	.400	0	19	19	1.4	14	0	17	15	4	11	62	4.4
10	SALLIS, Hunter	14-0	194:59	13.9	27-47	.574	4-8	.500	4-7	.571	8	19	27	1.9	11	0	7	8	2	6	62	4.4
33	GREGG, Ben	9-0	48:09	5.4	7-20	.350	2-6	.333	0-2	.000	6	14	20	2.2	12	0	6	5	4	2	16	1.8
5	ARLAUSKAS, Martynas	8-0	26:21	3.3	3-4	.750	0-0	.000	0-0	.000	3	1	4	0.5	4	0	0	1	0	1	6	0.8
35	GRAVES, Will	8-1	16:40	2.1	2-5	.400	2-4	.500	0-0	.000	1	1	2	0.3	2	0	0	1	0	1	6	0.8
23	LANG, Matthew	9-1	27:26	3.0	2-6	.333	2-6	.333	0-0	.000	0	6	6	0.7	3	0	3	1	0	1	6	0.7
15	FEW, Joe	6-0	10:30	1.8	0-4	.000	0-1	.000	1-2	.500	0	3	3	0.5	1	0	2	0	0	0	1	0.2
Team											18	28	46					2				
Total		14	2800		480-912	.526	129-315	.410	182-238	.765	121	471	592	42.3	218	1	266	162	85	101	1271	90.8
Opponents		14	2800		352-929	.379	94-295	.319	144-198	.727	132	347	479	34.2	236	7	143	170	41	87	942	67.3

Team Statistics

	GONZ	OPP
Scoring	1271	942
Points per game	90.8	67.3
Scoring margin	+23.5	-
Field goals-att	480-912	352-929
Field goal pct	.526	.379
3 point fg-att	129-315	94-295
3-point FG pct	.410	.319
3-pt FG made per game	9.2	6.7
Free throws-att	182-238	144-198
Free throw pct	.765	.727
F-Throws made per game	13.0	10.3
Rebounds	592	479
Rebounds per game	42.3	34.2
Rebounding margin	+8.1	-
Assists	266	143
Assists per game	19.0	10.2
Turnovers	162	170
Turnovers per game	11.6	12.1
Turnover margin	+0.6	-
Assist/turnover ratio	1.6	0.8
Steals	101	87
Steals per game	7.2	6.2
Blocks	85	41
Blocks per game	6.1	2.9
Winning streak	0	-
Home win streak	8	-
Attendance	48000	34570
Home games-Avg/Game	8-6000	6-5762
Neutral site-Avg/Game	-	0-0

Team Results

Date	Opponent		Score	Att.
01/08/2022	Pepperdine	W	117-83	6000
01/13/2022	BYU	W	110-84	6000
01/15/2022	at Santa Clara	W	115-83	1100
01/20/2022	San Francisco	W	78-62	6000
01/27/2022	Loyola Marymount	W	89-55	6000
01/29/2022	Portland	W	104-72	6000
02/03/2022	at San Diego	W	92-62	5433
02/05/2022	at BYU	W	90-57	18987
02/10/2022	Pacific	W	89-51	6000
02/12/2022	Saint Mary's (CA)	W	74-58	6000
02/16/2022	at Pepperdine	W	86-66	2412
02/19/2022	Santa Clara	W	81-69	6000
02/24/2022	at San Francisco	W	89-73	3138
02/26/2022	at Saint Mary's (CA)	L	57-67	3500





2021-22 Gonzaga Men's Basketball Combined Team Statistics All games

Page 1/1
as of Mar 20, 2022

Game Records

Record	Overall	Home	Away	Neutral
ALL GAMES	28-3	16-0	5-1	7-2
CONFERENCE	13-1	8-0	5-1	0-0
NON-CONFERENCE	15-2	8-0	0-0	7-2

Score by Periods

Team	1st	2nd	OT	TOT
Gonzaga	1336	1386	0	2722
Opponents	967	1078	0	2045

Team Box Score

No.	Player				Total		3-Point		F-Throw		Rebounds													
		GP-GS	MIN	AVG	FG-FGA	FG%	3FG-3FGA	3FG%	FT-FTA	FT%	OFF	DEF	TOT	AVG	PF	DQ	A	TO	BLK	STL	PTS	AVG		
2	TIMME, Drew	31-31	861:26	27.8	223-377	.592	8-27	.296	111-166	.669	56	153	209	6.7	49	0	85	74	25	8	565	18.2		
34	HOLMGREN, Chet	31-30	835:01	26.9	165-271	.609	40-102	.392	71-97	.732	54	249	303	9.8	80	2	60	60	115	26	441	14.2		
3	NEMBHARD, Andrew	31-31	988:46	31.9	138-299	.462	50-130	.385	46-53	.868	14	87	101	3.3	63	0	181	57	4	48	372	12.0		
0	STRAWTHER, Julian	31-30	825:36	26.6	132-262	.504	53-143	.371	50-72	.694	40	129	169	5.5	64	1	32	26	6	17	367	11.8		
45	BOLTON, Rasir	31-31	841:32	27.1	120-235	.511	62-132	.470	49-60	.817	8	68	76	2.5	58	0	72	40	1	18	351	11.3		
22	WATSON, Anton	31-0	563:24	18.2	85-156	.545	5-22	.227	59-84	.702	44	97	141	4.5	59	1	60	35	10	40	234	7.5		
11	HICKMAN, Nolan	31-0	535:17	17.3	63-141	.447	24-76	.316	10-15	.667	2	46	48	1.5	26	0	40	22	7	19	160	5.2		
10	SALLIS, Hunter	31-0	425:29	13.7	56-100	.560	5-19	.263	17-24	.708	18	45	63	2.0	35	0	20	21	5	18	134	4.3		
33	GREGG, Ben	17-0	105:32	6.2	17-46	.370	4-13	.308	2-7	.286	13	21	34	2.0	20	0	10	5	8	3	40	2.4		
20	PERRY, Kaden	8-0	52:54	6.6	7-9	.778	0-0	.000	0-3	.000	6	12	18	2.3	10	1	1	4	1	0	14	1.8		
23	LANG, Matthew	17-1	55:46	3.3	7-14	.500	3-10	.300	0-0	.000	2	12	14	0.8	7	0	4	2	0	1	17	1.0		
5	ARLAUSKAS, Martynas	16-0	55:32	3.5	5-11	.455	0-0	.000	5-9	.556	6	7	13	0.8	5	0	0	2	1	1	15	0.9		
35	GRAVES, Will	16-1	30:30	1.9	3-10	.300	3-9	.333	2-2	1.000	3	1	4	0.3	2	0	0	1	0	1	11	0.7		
15	FEW, Joe	13-0	23:16	1.8	0-9	.000	0-4	.000	1-2	.500	2	7	9	0.7	2	0	4	0	0	0	1	0.1		
Team											30	62	92					6						
Total		31	6200		1021-1940	.526	257-687	.374	423-594	.712	298	996	1294	41.7	480	5	569	355	183	200	2722	87.8		
Opponents		31	6200		760-2004	.379	204-666	.306	321-458	.701	305	720	1025	33.1	565	15	313	376	86	189	2045	66.0		

Team Statistics


	GONZ	OPP
Scoring	2722	2045
Points per game	87.8	66.0
Scoring margin	+21.8	-
Field goals-att	1021-1940	760-2004
Field goal pct	.526	.379
3 point fg-att	257-687	204-666
3-point FG pct	.374	.306
3-pt FG made per game	8.3	6.6
Free throws-att	423-594	321-458
Free throw pct	.712	.701
F-Throws made per game	13.6	10.4
Rebounds	1294	1025
Rebounds per game	41.7	33.1
Rebounding margin	+8.7	-
Assists	569	313
Assists per game	18.4	10.1
Turnovers	355	376
Turnovers per game	11.5	12.1
Turnover margin	+0.7	-
Assist/turnover ratio	1.6	0.8
Steals	200	189
Steals per game	6.5	6.1
Blocks	183	86
Blocks per game	5.9	2.8
Winning streak	4	-
Home win streak	16	-
Attendance	96000	34570
Home games-Avg/Game	16-6000	6-5762
Neutral site-Avg/Game	-	9-10926

Team Results

Date	Opponent		Score	Att.
11/09/2021	Dixie St.	W	97-63	6000
11/13/2021	Texas	W	86-74	6000
11/15/2021	Alcorn	W	84-57	6000
11/19/2021	Bellarmine	W	92-50	6000
11/22/2021	vs Central Mich.	W	107-54	7029
11/23/2021	vs UCLA	W	83-63	12795
11/26/2021	vs Duke	L	81-84	20389
11/29/2021	Tarleton St.	W	64-55	6000
12/04/2021	vs Alabama	L	82-91	18048
12/09/2021	Merrimack	W	80-55	6000
12/18/2021	vs Texas Tech	W	69-55	7821
12/20/2021	Northern Ariz.	W	95-49	6000
12/28/2021	North Ala.	W	93-63	6000
01/08/2022	Pepperdine	W	117-83	6000
01/13/2022	BYU	W	110-84	6000
01/15/2022	at Santa Clara	W	115-83	1100
01/20/2022	San Francisco	W	78-62	6000
01/27/2022	Loyola Marymount	W	89-55	6000
01/29/2022	Portland	W	104-72	6000
02/03/2022	at San Diego	W	92-62	5433
02/05/2022	at BYU	W	90-57	18987
02/10/2022	Pacific	W	89-51	6000
02/12/2022	Saint Mary's (CA)	W	74-58	6000
02/16/2022	at Pepperdine	W	86-66	2412
02/19/2022	Santa Clara	W	81-69	6000
02/24/2022	at San Francisco	W	89-73	3138
02/26/2022	at Saint Mary's (CA)	L	57-67	3500
03/07/2022	vs San Francisco	W	81-71	0
03/08/2022	vs Saint Mary's (CA)	W	82-69	0
03/17/2022	vs Georgia St.	W	93-72	14343
03/19/2022	vs Memphis	W	82-78	17907




2021-22 GONZAGA BASKETBALL | TV/RADIO ROSTER



0
Julian Strawther
G | 6-7 | 205 | So.
Las Vegas, Nevada




2
Drew Timme
F | 6-10 | 235 | Jr.
Dallas, Texas




3
Andrew Nembhard
G | 6-5 | 193 | Sr.
Aurora, Ont.



5
Martynas Arlauskas
G | 6-7 | 205 | Jr.
Kaunas, Lithuania




10
Hunter Sallis
G | 6-5 | 175 | Fr.
Omaha, Neb.




11
Nolan Hickman
G | 6-2 | 185 | Fr.
Seattle, Wash.



15
Joe Few
G | 6-0 | 160 | Fr.
Spokane, Wash.




20
Kaden Perry
F | 6-9 | 225 | Fr.
Battle Ground, Wash.




22
Anton Watson
F | 6-8 | 225 | Jr.
Spokane, Wash.




23
Matthew Lang
G | 6-3 | 185 | Sr.
Portland, Ore.




25
Colby Brooks
F | 6-7 | 210 | So.
Los Angeles, Calif.



30
Abe Eagle
F | 6-9 | 225 | So.
Los Angeles, Calif.



33
Ben Gregg
F | 6-10 | 225 | Fr.
Clackamas, Ore.




34
Chet Holmgren
F | 7-0 | 195 | Fr.
Minneapolis, Minn.



35
Will Graves
G | 6-5 | 185 | Sr.
Eugene, Ore.



45
Rasir Bolton
G | 6-3 | 185 | Sr.
Petersburg, Va.



55
Dominick Harris
G | 6-3 | 180 | So.
Los Angeles, Calif.



HC
Mark Few
Head Coach
23rd Season



AC
Brian Michaelson
Assistant Coach
Ninth Season



AC
Roger Powell Jr.
Assistant Coach
Third Season



AC
Stephen Gentry
Assistant Coach
First Season



DO
Jorge Sanz
Director of Operations
Third Season



VC
Kurt Baumbauer
Video Coordinator
First Season



CA
Gary Bell Jr.
Coordinator of Administration
First Season





#1/1 Gonzaga Bulldogs

2021-22 Record: 28-3; 13-1 WCC

23 Straight NCAA Tournaments, 25-Time WCC Champions

National-best 113 Straight Appearances in AP and Coaches Polls

41-23 all-time in the 24 NCAA Tournament appearances

38-21 in the NCAA Tournament under head coach Mark Few

32-17 all-time as a single-digit seed, 4-1 record in Sweet 16




Series: This is the second all-time meeting between Gonzaga and Arkansas. The Bulldogs won the only other previous meeting, defeating Arkansas, 91-81, in the fifth-place game at the 2013 Maui Invitational. Kevin Pangos scored 34 points and made seven of eight from behind-the-arc for No. 11 Gonzaga. Sam Dower Jr. had 19 points and Gary Bell Jr. 13 for the Zags ... The Bulldogs are 16-9 all-time versus current members from the Southeastern Conference, including a 90-67 victory over Auburn in its latest matchup with the league last season in Ft. Myers, Fla. ... Gonzaga has won eight of its last 10 against current SEC opponents.


Tournament Notes: The Bulldogs have the most wins in the NCAA Tournament since 2017, going 17-4, Michigan is next at 14-4. Gonzaga's 22 wins in the tourney since 2015 is also the most, with Villanova 18 second and North Carolina third at 18 ... GU is one of only two teams to win its opening-round NCAA Tournament game each of the last 13 tournaments, Kansas the other at 15 ... Gonzaga received a 1-seed for the fifth time in program history, the third straight season, and the fourth time in the last five NCAA Tournaments ... The Zags are the top-overall seed for the second straight season, and the second time ever in program history.

0	Julian Strawther Guard, 6-7, 215, So. Las Vegas, Nevada (Liberty) Communication Studies	PPG 21-22 11.8 WCC 11.9 CAREER 8.1 20-21 3.4	RPG 5.5 5.1 3.6 1.2	APG 1.0 1.1 0.6 0.0	SPG 0.5 0.5 0.4 0.2	BPG 0.2 0.3 0.1 0.0	FG% 50.4 53.5 50.6 51.7	3FG% 37.1 39.1 36.3 32.1	FT% 69.4 67.9 69.5 69.6	Season Highs: Points: 20 - 2 times Rebounds: 12 - Tarleton St. (11/29/21) Assists: 3 - Pepperdine (1/8/22) Career Highs: Points: 20 - 2 times Rebounds: 12 - Tarleton St. (11/29/21) Assists: 3 - Pepperdine (1/8/22)	pronounced STRAW-THUR ... Hon Men All-WCC ... Appeared in 25 games as a FR ... 7.6 minutes per game ... Averaged 31.5 pts, 11.1 rbs and 2.2 asts and 2.1 stls per game his senior year, becoming Liberty HS's all-time leading scorer (2,252 points) and rebounder (839 rebounds) ... No. 63 in 247 Sports' ratings and No. 70 by ESPN
2	Drew Timme Forward, 6-10, 235, Jr. Dallas, Texas (Pearce) Sport Management	PPG 21-22 18.2 WCC 18.5 CAREER 15.6 20-21 19.0	RPG 6.7 6.9 6.4 7.0	APG 2.7 3.1 2.1 2.3	SPG 0.3 0.3 0.5 0.7	BPG 0.8 1.0 0.8 0.7	FG% 59.2 56.5 62.2 65.5	3FG% 29.6 33.3 30.0 28.6	FT% 66.9 70.6 66.6 69.6	Season Highs: Points: 37 - Texas (11/13/21) Rebounds: 14 - Memphis (3/19/22) Blocks: 2 - 6 times Points: 37 - Texas (11/13/21) Rebounds: 14 - Memphis (3/19/22) Blocks: 5 - Pacific (1/25/20) Career Highs: Points: 37 - Texas (11/13/21) Rebounds: 14 - Memphis (3/19/22) Blocks: 5 - Pacific (1/25/20)	pronounced TIM-ME ... 2021 Malone Award Winner ... Abdul-Jabbar Finalist ... WCC Player of the Year ... Sporting News 2nd Team All-American ... Wooden National Ballot ... Naismith Semifinalist ... 26 double-digit scoring games ... 11 20-pt games ... 3 double-doubles ... 10 games 8+ rbs ... 85-6 in career appearances
3	Andrew Nembhard Guard, 6-5, 193, Sr. Aurora, Ont. (Florida) Sociology	PPG 21-22 12.0 WCC 13.8 CAREER 10.0 20-21 9.2	RPG 3.3 3.7 2.9 2.4	APG 5.8 6.4 5.3 4.4	SPG 1.5 1.6 1.2 1.1	BPG 0.1 0.1 0.1 0.1	FG% 46.2 46.9 44.8 48.0	3FG% 38.5 38.3 34.3 32.3	FT% 86.8 94.1 78.8 75.4	Season Highs: Points: 24 - UCLA (11/23/21) Rebounds: 8 - 2 times Assists: 14 - Pepperdine (2/16/22) Points: 25 - 2 times Rebounds: 8 - 2 times Assists: 14 - Pepperdine (2/16/22) Career Highs: Points: 25 - 2 times Rebounds: 8 - 2 times Assists: 14 - Pepperdine (2/16/22)	pronounced NEM-HARD ... Cousy Award Finalist ... First Team All-WCC ... 2021 All-WCC 2nd Team ... 2021 WCC 6th Man of the Year ... 21 turnovers to 90 assists in WCC play ... leads WCC in assists and assist-to-turnover ratio ... 16 games of 5+ assists ... led WCC in ast-to-TO ratio in 20-21 ... Started all 67 games while at Florida
5	Martynas Arlauskas Guard, 6-8, 210, Jr. Kaunas, Lithuania (Valdas Adamkus Gym) Political Science	PPG 21-22 0.9 WCC 0.8 CAREER 0.8 20-21 0.1	RPG 0.8 0.5 0.7 0.2	APG 0.0 0.0 0.1 0.1	SPG 0.1 0.1 0.1 0.1	BPG 0.1 0.0 0.1 0.0	FG% 45.5 75.0 40.0 0.0	3FG% 0.0 0.0 12.5 0.0	FT% 56.6 0.0 57.7 50.0	Season Highs: Points: 4 - Pepperdine (1/8/22) Rebounds: 4 - Alcorn St. (11/15/21) Assists: Points: 5 - 2 times Rebounds: 4 - Alcorn St. (11/15/21) Assists: 1 - 3 times Career Highs: Points: 5 - 2 times Rebounds: 4 - Alcorn St. (11/15/21) Assists: 1 - 3 times	pronounced MAR-TEEN-US ARE-LAU-SKISS... appeared in 57 games in GU career ... avg'd 5.4 points, 2.9 rebounds and 1.1 assists for Lithuania at 2019 FIBA U19 World Cup ... was No. 42 on 247 Sports' Recruits in 2019 ... son of former European pro and prominent Lithuanian basketball figure and coach Mindaugas Arlauskas
10	Hunter Sallis Guard, 6-5, 175, Fr. Omaha, Neb. (Millard North) Undeclared Arts and Sciences	PPG 21-22 4.3 WCC 4.4 CAREER 4.3 20-21 0.0	RPG 2.0 1.9 0.6 0.0	APG 0.6 0.5 0.6 0.0	SPG 0.6 0.4 0.6 0.0	BPG 0.2 0.1 0.2 0.0	FG% 56.0 57.4 56.0 0.0	3FG% 26.3 50.0 26.3 0.0	FT% 70.8 57.1 70.8 0.0	Season Highs: Points: 16 - Alcorn St. (11/15/21) Rebounds: 7 - CMU (11/22/21) Assists: 3 - CMU (11/22/21) Points: 16 - Alcorn St. (11/15/21) Rebounds: 7 - CMU (11/22/21) Assists: 3 - CMU (11/22/21) Career Highs: Points: 16 - Alcorn St. (11/15/21) Rebounds: 7 - CMU (11/22/21) Assists: 3 - CMU (11/22/21)	West Award Watchlist ... First 5-star basketball recruit in Nebraska history ... McDonald's All-American ... Naismith Trophy national high school player of the year semifinalist ... 6th-ranked recruit in the 2021 Class on 247 Sports ... avg'd 22.2 points, 5.6 rebounds and 3.8 assists as senior ... finished with 1,819 career points
11	Nolan Hickman Guard, 6-2, 185, Fr. Seattle, Wash. (Wasatch Academy) Communication Studies; Sport Management	PPG 21-22 5.2 WCC 4.4 CAREER 5.2 20-21 0.0	RPG 1.5 1.4 1.3 0.0	APG 1.3 1.2 0.3 0.0	SPG 0.6 0.8 0.6 0.0	BPG 0.2 0.3 0.2 0.0	FG% 44.7 40.3 44.7 0.0	3FG% 31.6 29.4 31.6 0.0	FT% 66.7 40.0 66.7 0.0	Season Highs: Points: 16 - CMU (11/22/21) Rebounds: 5 - Pacific (2/10/22) Assists: 4 - 2 times Points: 16 - CMU (11/22/21) Rebounds: 5 - Pacific (2/10/22) Assists: 4 - 2 times Career Highs: Points: 16 - CMU (11/22/21) Rebounds: 5 - Pacific (2/10/22) Assists: 4 - 2 times	WCC All-Freshman ... ESPN's 22nd-ranked player in the Class of 2021, and 5-star recruit ... McDonald's All-American ... MaxPreps Utah player of the year ... averaged 16 points, 3.3 assists and 2.5 rebounds per game as a senior ... led Wasatch Academy to a top-10 national ranking ... started HS career at Eastside Catholic in Sammamish
20	Kaden Perry Forward, 6-9, 225, Fr. Battle Ground, Wash (Battle Ground) Undeclared Business	PPG 21-22 1.8 WCC 0.0 CAREER 1.82 20-21 0.0	RPG 2.3 0.0 0.1 0.0	APG 0.1 0.0 0.0 0.0	SPG 0.0 0.0 0.1 0.0	BPG 0.1 0.0 0.1 0.0	FG% 77.8 0.0 77.8 0.0	3FG% 0.0 0.0 0.0 0.0	FT% 0.0 0.0 0.0 0.0	Season Highs: Points: 6 - CMU (11/22/21) Rebounds: 4 - 2 times Assists: 1 - Bellarmine (11/19/21) Points: 6 - CMU (11/22/21) Rebounds: 4 - 2 times Assists: 1 - Bellarmine (11/19/21) Career Highs: Points: 6 - CMU (11/22/21) Rebounds: 4 - 2 times Assists: 1 - Bellarmine (11/19/21)	Averaged 23.7 points, 15.3 rebounds and 3.3 blocks per game in high school ... 4-star recruit, ranked No. 75 on ESPN's Top 100 recruits for 2021 and as high as No. 34 on 247Sports ... 1 of 80 elite-level high school invited to participate in USA Basketball's Junior National Team's minicamp in Colorado
22	Anton Watson Forward, 6-8, 230, Jr. Spokane, Wash. (Gonzaga Prep) Sport Management	PPG 21-22 7.5 WCC 8.6 CAREER 6.8 20-21 6.9	RPG 4.5 4.1 3.7 3.3	APG 1.9 1.6 1.6 1.2	SPG 1.3 1.2 1.2 1.2	BPG 0.3 0.3 0.5 0.6	FG% 54.5 54.5 57.9 63.1	3FG% 22.7 27.3 17.6 15.0	FT% 70.2 82.9 66.3 65.0	Season Highs: Points: 19 - Pepperdine (1/8/22) Rebounds: 11 - Santa Clara (11/15/22) Assists: 7 - Dixie St. (11/9/21) Points: 23 - at Portland (1/9/21) Rebounds: 11 - Santa Clara (11/15/22) Assists: 7 - Dixie St. (11/9/21) Career Highs: Points: 23 - at Portland (1/9/21) Rebounds: 11 - Santa Clara (11/15/22) Assists: 7 - Dixie St. (11/9/21)	Played in all 32 games, making 17 starts and recording 606 minutes last season ... season-high 29 minutes vs NAU ... 12 double-digit scoring games this season ... In 2019-20, appeared in 15 games, making five starts and averaging 14.7 minutes ... In HS, led Gonzaga Prep (Spokane) to a pair of 4A state titles ... named the AP All-State
33	Ben Gregg Forward, 6-10, 230, Fr. Clackamas, Ore. (Clackamas) Sport Management	PPG 21-22 2.4 WCC 1.8 CAREER 1.6 20-21 0.9	RPG 2.0 2.2 1.5 1.0	APG 0.6 0.7 0.3 0.1	SPG 0.2 0.2 0.1 0.0	BPG 0.5 0.4 0.3 0.2	FG% 37.0 35.0 38.1 41.2	3FG% 30.8 33.3 28.6 25.0	FT% 28.6 0.0 30.0 33.3	Season Highs: Points: 8 - Alcorn St. (11/15/21) Rebounds: 6 - CMU (11/22/21) Assists: 2 - 4 times Points: 8 - Alcorn St. (11/15/21) Rebounds: 6 - CMU (11/22/21) Assists: 2 - 4 times Career Highs: Points: 8 - Alcorn St. (11/15/21) Rebounds: 6 - CMU (11/22/21) Assists: 2 - 4 times	Graduated high school early and joined Zags in December 2020 ... played in 18 games, logging a total of 55 minutes ... No. 29 in ESPN's top 100 ... Oregon Gatorade Player of the Year ... averaged 21.1 points, 9.3 rebounds and 3.3 assists per game as a junior ... two-time First-Team All-State selection
34	Chet Holmgren Center, 7-0, 195, Fr. Minneapolis, Minn. (Minnehaha) Undeclared Business	PPG 21-22 14.2 WCC 15.6 CAREER 14.2 20-21 0.0	RPG 9.8 10.9 9.8 0.0	APG 1.9 1.5 1.9 0.0	SPG 0.8 1.1 0.8 0.0	BPG 3.7 3.7 3.7 0.0	FG% 60.9 62.0 60.9 0.0	3FG% 39.2 50.0 39.2 0.0	FT% 73.2 80.5 73.2 0.0	Season Highs: Points: 23 - San Diego (2/3/22) Rebounds: 17 - 3 times Blocks: 7 - 2 times Points: 23 - San Diego (2/3/22) Rebounds: 17 - 3 times Blocks: 7 - 2 times Career Highs: Points: 23 - San Diego (2/3/22) Rebounds: 17 - 3 times Blocks: 7 - 2 times	Malone Finalist ... Sporting News 2nd Team All-American ... Wooden Ballot ... Naismith Semifinalist ... Naismith DPOY Finalist ... WCC Newcomer and DPOY ... 9x WCC Freshman of the Week ... ESPN Top-ranked recruit ... Gatorade, Naismith, Wootten, Sports Ill., MaxPreps National Player of the Year ... McDonald's A-A
45	Rasir Bolton Guard, 6-3, 185, Sr. Petersburg, Va. (Iowa State) Organizational Leadership	PPG 21-22 11.3 WCC 11.0 CAREER 13.0 20-21 15.5	RPG 2.5 2.1 3.0 4.8	APG 2.3 2.8 2.5 3.9	SPG 0.6 1.0 0.9 1.3	BPG 0.0 0.0 0.1 0.1	FG% 51.1 51.0 43.3 45.9	3FG% 47.0 50.0 37.7 31.4	FT% 81.7 77.8 85.0 84.3	Season Highs: Points: 20 - Pacific (2/10/22) Rebounds: 7 - Merrimack (12/9/21) Assists: 7 - 2 times Points: 29, Florida A&M (12/31/19) Rebounds: 9, Okla. State (11/21/20) Assists: 7 - 5 times Career Highs: Points: 29, Florida A&M (12/31/19) Rebounds: 9, Okla. State (11/21/20) Assists: 7 - 5 times	Hon Men All-WCC ... transfer from Iowa State ... All-Big 12 Third-Team in 2020-21 ... started 20 of 21 appearances ... 7th in the Big 12 in scoring, 6th in FG%, 8th in assists, 4th in FT% and 9th in steals ... 1136 collegiate career points ... Played 32 games as a freshman at Penn State, making nine starts and averaging 26.9 minutes


Gonzaga TV/Radio Roster



Julian Strawther
G | 6-7 | 215 | So.
Las Vegas, Nevada




Drew Timme
F | 6-10 | 235 | Jr.
Dallas, Texas




Andrew Nembhard
G | 6-5 | 193 | Sr.
Aurora, Ont.



Martynas Arlauskas
G | 6-8 | 210 | Jr.
Kaunas, Lithuania




Hunter Sallis
G | 6-5 | 175 | Fr.
Omaha, Neb.




Nolan Hickman
G | 6-2 | 185 | Fr.
Seattle, Wash.




Joe Few
G | 6-0 | 160 | Fr.
Spokane, Wash.




Kaden Perry
F | 6-9 | 225 | Fr.
Battle Ground, Wash.




Anton Watson
F | 6-8 | 230 | Jr.
Spokane, Wash.




Matthew Lang
G | 6-3 | 185 | Sr.
Portland, Ore.




Colby Brooks
F | 6-7 | 210 | So.
Los Angeles




Abe Eagle
F | 6-9 | 225 | So.
Los Angeles




Ben Gregg
F | 6-10 | 230 | Fr.
Clackamas, Ore.




Chet Holmgren
C | 7-0 | 195 | Fr.
Minneapolis, Minn.



Will Graves
G | 6-5 | 185 | Sr.
Eugene, Ore.



Rasir Bolton
G | 6-3 | 185 | Fr.
Petersburg, Va.



Dominick Harris
G | 6-3 | 180 | So.
Murrieta, Calif.



Mark Few
Head Coach
23rd season

Gonzaga Stats

Arkansas Stats

Team Box Score

No.	Player	Total					3-Point		F-Throw		Rebounds				PF		DQ		A		TO		BLK		STL		PTS		AVG	
		GP-GS	MIN	AVG	FG-FGA	FG%	3FG-3FGA	3FG%	FT-FTA	FT%	OFF	DEF	TOT	AVG	PF	DQ	A	TO	BLK	STL	PTS	AVG								
2	TIMME, Drew	31-31	861:26	27.8	223-377	.592	8-27	.296	111-166	.669	56	153	209	6.7	49	0	85	74	25	8	565	18.2								
34	HOLMGREN, Chet	31-30	835:01	26.9	165-271	.609	40-102	.392	71-97	.732	54	249	303	9.8	80	2	60	60	115	26	441	14.2								
3	NEMBARD, Andrew	31-31	988:46	31.9	138-299	.462	50-130	.385	46-53	.868	14	87	101	3.3	63	0	181	57	4	48	372	12.0								
0	STRAWTHER, Julian	31-30	825:36	26.6	132-262	.504	53-143	.371	50-72	.694	40	129	169	5.5	64	1	32	26	6	17	367	11.8								
45	BOLTON, Rasir	31-31	841:32	27.1	120-235	.511	62-132	.470	49-60	.817	8	68	76	2.5	58	0	72	40	1	18	351	11.3								
22	WATSON, Anton	31-0	563:24	18.2	85-156	.545	5-22	.227	59-84	.702	44	97	141	4.5	59	1	60	35	10	40	234	7.5								
11	HICKMAN, Nolan	31-0	535:17	17.3	63-141	.447	24-76	.316	10-15	.667	2	46	48	1.5	26	0	40	22	7	19	160	5.2								
10	SALLIS, Hunter	31-0	425:29	13.7	56-100	.560	5-19	.263	17-24	.708	18	45	63	2.0	35	0	20	21	5	18	134	4.3								
33	GREGG, Ben	17-0	105:32	6.2	17-46	.370	4-13	.308	2-7	.286	13	21	34	2.0	20	0	10	5	8	3	40	2.4								
20	PERRY, Kaden	8-0	52:54	6.6	7-9	.778	0-0	.000	0-3	.000	6	12	18	2.3	10	1	4	1	0	14	1.8									
23	LANG, Matthew	17-1	55:46	3.3	7-14	.500	3-10	.300	0-0	.000	2	12	14	0.8	7	0	4	2	0	1	17	1.0								
5	ARLAUSKAS, Martynas	16-0	55:32	3.5	5-11	.455	0-0	.000	5-9	.556	6	7	13	0.8	5	0	0	2	1	1	15	0.9								
35	GRAVES, Will	16-1	30:30	1.9	3-10	.300	3-9	.333	2-2	1.000	3	1	4	0.3	2	0	0	1	0	1	11	0.7								
15	FEW, Joe	13-0	23:16	1.8	0-9	.000	0-4	.000	1-2	.500	2	7	9	0.7	2	0	4	0	0	0	1	0.1								
Team											30	62	92					6												
Total		31	6200		1021-1940	.526	257-687	.374	423-594	.712	298	996	1294	41.7	480	5	569	355	183	200	2722	87.8								
Opponents		31	6200		760-2004	.379	204-666	.306	321-458	.701	305	720	1025	33.1	565	15	313	376	86	189	2045	66.0								

Team Box Score

Team Box Score						Total		3-Point		F-Throw		Rebounds																	
No.	Player	GP-GS	MIN	AVG	FG-FGA	FG%	3FG-3FGA	3FG%	FT-FTA	FT%	OFF	DEF	TOT	AVG	PF	DQ	A	TO	BLK	STL	PTS	AVG							
1	NOTAE, JD	34-33	1120:29	33.0	219-546	.401	70-232	.302	117-151	.775	17	137	154	4.5	87	4	124	98	21	77	625	18.4							
0	UMUDE, Stanley	35-23	973:18	27.8	155-339	.457	51-136	.375	59-83	.711	41	127	168	4.8	79	2	38	54	28	36	420	12.0							
5	TONEY, Au'Diese	34-31	1096:03	32.2	119-225	.529	9-29	.310	117-148	.791	77	101	178	5.2	69	0	27	44	16	20	364	10.7							
10	WILLIAMS, Jaylin	35-33	1100:47	31.5	129-279	.462	15-64	.234	96-132	.727	54	288	342	9.8	92	2	89	64	40	46	369	10.5							
4	DAVIS, Davonte	35-14	971:56	27.8	108-252	.429	19-70	.271	56-80	.700	40	92	132	3.8	92	1	99	64	0	34	291	8.3							
11	LYKES, Chris	35-2	631:01	18.0	73-210	.348	25-88	.284	108-124	.871	7	29	36	1.0	63	2	55	38	1	33	279	8.0							
23	VANOVER, Connor	15-10	114:59	7.7	22-51	.431	1-13	.077	14-17	.824	12	19	31	2.1	4	0	4	3	9	2	59	3.9							
14	ROBINSON, Jaxson	16-4	162:31	10.2	19-50	.380	14-43	.326	3-3	1.000	5	15	20	1.3	11	0	7	6	4	1	55	3.4							
3	WADE, Trey	35-22	568:30	16.2	44-91	.484	9-26	.346	16-20	.800	36	50	86	2.5	34	0	23	20	13	8	113	3.2							
20	JOHNSON, Kamani	24-1	201:22	8.4	18-28	.643	0-0	.000	23-43	.535	34	35	69	2.9	34	0	7	16	10	6	59	2.5							
2	ROBINSON, Khalel	19-2	93:38	4.9	9-28	.321	6-17	.353	4-7	.571	2	6	8	0.4	22	0	13	11	0	6	28	1.5							
13	MOORE, Chance	5-0	07:39	1.5	2-4	.500	1-2	.500	0-0	.000	1	2	3	0.6	2	0	0	0	0	0	5	1.0							
45	BLAKE, Lawson	5-0	04:33	0.9	0-0	.000	0-0	.000	0-0	.000	0	0	0	0.0	0	0	0	0	0	0	0	0.0							
21	ARBOGAST, Cade	4-0	03:13	0.8	0-4	.000	0-2	.000	0-0	.000	2	1	3	0.8	0	0	1	0	0	0	0	0.0							
Team											54	48	102					16											
Total		35	7050		917-2107	.435	220-722	.305	613-808	.759	382	950	1332	38.1	589	11	487	434	142	269	2667	76.2							
Opponents		35	7050		827-2018	.410	260-797	.326	467-643	.726	320	892	1212	34.6	689	18	447	519	120	232	2381	68.0							