



SOUTHEASTERN



SLU

SLU LIONS

Record 4-5 / 0-0 SLC
Head Coach Matt Riser
Career Record 269-173 9th
Associate HC .. Andrew Gipson
Assistant Gerry Salisbury
Assistant Ford Pemberton

Team AVG206
Team R 34
Team HR 3
Team SB 24
Team ERA 5.86
Team BB/9 4.65
Team K/9 9.30
Team BAA283

#3 ARKANSAS RAZORBACKS

Record 5-2 / 0-0 SEC
Head Coach Dave Van Horn
Career Record 1,126-572 29th
Assistant Nate Thompson
Assistant Matt Hobbs
Assistant Bobby Wernes

Team AVG242
Team R 37
Team HR 7
Team SB 3
Team ERA 2.57
Team BB/9 3.86
Team K/9 9.86
Team BAA237

Game 10-12 || March 4-6 || Baum-Walker Stadium at George Cole Field || Fayetteville, Arkansas

2022 BASEBALL

LIONSports.NET

SCHEDULE | RESULTS

RECORD: 4-5 | SOUTHLAND: 0-0
HOME: 4-4 | AWAY: 0-1 | NEUTRAL: 0-0

FEBRUARY (3-4)

18	SIU-Edwardsville	W	1-0
19	SIU-Edwardsville	L	4-3
20	SIU-Edwardsville	L	10-3
22	at UL Lafayette	L	6-5 (10)
25	UAB	W	7-4
26	UAB	L	6-4
27	UAB	L	6-5

MARCH (1-1)

1	Tulane	L	23-1
2	#25 Louisiana Tech	W	4-3
4	at #3 Arkansas		3:00 PM
5	at #3 Arkansas		2:00 PM
6	at #3 Arkansas		1:00 PM
9	at #25 Louisiana Tech		6:00 PM
11	Tennessee Tech		6:00 PM
12	Tennessee Tech		2:00 PM
13	Tennessee Tech		1:00 PM
15	#2 Ole Miss		6:00 PM
18	at Samford		6:00 PM
19	at Samford		2:00 PM
20	at Samford		1:00 PM
22	at Tulane		6:30 PM
25	Nicholls		6:00 PM
26	Nicholls		2:00 PM
27	Nicholls		1:00 PM
29	UL Lafayette		6:00 PM

APRIL (0-0)

1	at Incarnate Word	6:30 PM
2	at Incarnate Word	6:30 PM
3	at Incarnate Word	1:00 PM
5	at South Alabama	6:30 PM
6	Troy	6:00 PM
8	A&M-Corpus Christi	6:00 PM
9	A&M-Corpus Christi	2:00 PM
10	A&M-Corpus Christi	1:00 PM
12	at Southern Miss	6:00 PM
14	New Orleans*	6:00 PM
15	New Orleans*	6:00 PM
16	New Orleans*	1:00 PM
19	South Alabama	6:00 PM
22	at McNeese	6:00 PM
23	at McNeese	6:00 PM
24	at McNeese	1:00 PM
26	Southern Miss	6:00 PM
29	at Northwestern State	6:30 PM
30	at Northwestern State	2:00 PM

MAY (0-0)

1	at Northwestern State	1:00 PM
6	Houston Baptist	6:00 PM
7	Houston Baptist	2:00 PM
8	Houston Baptist	1:00 PM
10	at #5 LSU	6:30 PM
12	at Nicholls	6:00 PM
13	at Nicholls	6:00 PM
14	at Nicholls	1:00 PM
19	\$ at SLC Bracket Play	TBD
20	\$ at SLC Bracket Play	TBD
21	\$ at SLC Bracket Play	TBD
22	\$ at SLC Bracket Play*	TBD
26	\$ at SLC Championship	TBD
27	\$ at SLC Championship	TBD
28	\$ at SLC Championship*	TBD

All times Central and subject to change
* Southland Conference game
\$ Pontchartrain Bowl series
\$ (Bracket Play at top two seeds / Championship at top remaining seed)
* If necessary

FRIDAY || 3 PM

#29 Will Kinzeler

RHP • 6-5 • 180 • SO/1L
Covington, LA / Fontainebleau HS

W-L 1-0
ERA 2.45
IP 11.0
K/BB 9/6

- AT -

#13 Connor Noland

RHP • 6-2 • 215 • SR/3L
Greenwood, AR / Greenwood HS

W-L 1-0
ERA 2.45
IP 11.0
K/BB 15/4

SATURDAY || 2 PM

#37 Hayden Robb

RHP • 6-2 • 200 • R-JR/TR
Vanceleave, MS / Miss. Gulf Coast CC

W-L 0-0
ERA 4.50
IP 10.0
K/BB 9/5

- AT -

#33 Hagen Smith

LHP • 6-3 • 215 • FR/HS
Bullard, TX / Bullard HS

W-L 1-1
ERA 3.24
IP 8.1
K/BB 8/3

SUNDAY || 1 PM

#26 Hunter O'Toole

RHP • 6-2 • 200 • SR/1L
Arkansas City, KS / Cowley County CC

W-L 0-1
ERA 7.20
IP 10.0
K/BB 16/3

- AT -

#22 Jaxon Wiggins

RHP • 6-6 • 225 • SO/1L
Roland, OK / Roland HS

W-L 1-0
ERA 3.27
IP 11.0
K/BB 9/4

DATE	TIME	TV / VIDEO	RADIO	AUDIO STREAM
MAR 4	3 PM	SEC+	Online only	LionSports.net/ListenLive
MAR 5	2 PM	SEC+	None	
MAR 6	1 PM	SEC+	Online only	LionSports.net/ListenLive

LIVE STATS
LionSports.net
LionSports.net
LionSports.net

LEADING OFF

The Southeastern Louisiana University baseball team travels to Fayetteville, Arkansas this weekend for a non-conference series against No. 3-ranked Arkansas at Baum-Walker Stadium at George Cole Field.

Game times are 3 p.m. Friday, 2 p.m. Saturday and 1 p.m. Sunday. All three games will air on SEC Network+.

The Friday and Sunday games can be heard online at www.LionSports.net/ListenLive and via both the Lions Gameday Experience, Mixlr and MyTuner Radio apps. The MyTuner app is compatible with the Apple CarPlay software available in most late model automobiles. Fans should search for SLU Athletics (Mixlr) or Southeastern Sports Radio Network (MyTuner).

Other options to follow the action this weekend include live statistics or the @LionUpBaseball Twitter account. Links to audio, video and stats are available on the baseball schedule page at www.LionSports.net.

MAKE NOTE OF IT

Coach Riser currently ranks 11th on the Southland chart in career victories, passing the legendary Tony Robichaux (244), March 20, 2021, at Incarnate Word and Lou St. Amant, May 8, 2021, at home against Nicholls. Riser needs 12 wins to move past current SLU AD Jay Artigues into 10th place.

9. Seth Thibodaux, NICH	287-290-1	.497	2011-21
10. Jay Artigues, SLU	276-187	.596	2006-13
11. Matt Riser, SLU	269-173	.609	2014-
12. Lou St. Amant, ULM	260-261	.499	1983-93
13. Tony Robichaux, MCN	244-149	.621	1988-94

LION STYLE

NAME	
Southeastern Louisiana University Southeastern SLU	
Southeast Louisiana (Don't be that person) SE Louisiana SELU or SELA	
NICKNAME	MASCOT
Lions	Roomie
COLORS	
Green	(PMS 357)
Gold	(PMS 123)
We thank you for your cooperation.	

MONDAY

- **Off Day / Radio**
No player availability. Coach Riser has limited availability. Check with the Sports Information Office to confirm. Radio show begins Feb. 15 and airs at Noon every Monday through May 24 from Pour House.

TUESDAY

- **Gameday**
Coach Riser and selected players available after game or at 2 p.m. prior to practice if no game. Check with the Sports Information Office to confirm.

WEDNESDAY

- **Gameday**
Coach Riser and selected players available after game or at 2 p.m. prior to practice if no game. Check with the Sports Information Office to confirm.

THURSDAY

- **Practice / Travel**
Unless traveling, Coach Riser and selected players available at 2 p.m. before practice. Check with the Sports Information Office to confirm.

FRIDAY

- **Gameday**
Coach Riser and selected players available after the game.

SATURDAY

- **Gameday**
Coach Riser and selected players available after the game.

SUNDAY

- **Gameday**
Coach Riser and selected players available after the game.

2022 BASEBALL**LIONSports.NET****SHUTDOWN PITCHING**

Southeastern shut out SIUE, its 2022 Opening Day opponent, 1-0. It was one of four 1-0 games at the DI level on Opening Day and was the Lions' first 1-0 game since a win at South Alabama on March 26, 2019. It also marked back-to-back seasons the Lions have opened the season with a shutout, accomplishing the feat against Mississippi Valley State (W, 27-0) in 2021. SLU joins Clemson and Lehigh as the only two DI programs to toss Opening Day shutouts each of the last two seasons.

D1BASEBALL

D1Baseball picked Southeastern to win the Southland Conference and advance to an NCAA Regional in 2022. Right-hander Lance Lauve ranked third on the list of Impact Freshmen.

The national media entity ranked several Lions among the best prospects in the Southland for the upcoming 2022 MLB Draft, including Tyler Finke (3), Bryce Grizzaffi (14), Hayden Robb (17), Christian Garcia (24).

Among the top Southland prospects for the 2023 draft are pitchers Will Kinzeler (2), Brennan Stuprich (3), Andrew Landry (7) and Noah Smith (9).

SOUTHLAND TOURNAMENT

The Southland Conference has instituted a unique format for its 2022 postseason tournament, playing at multiple sites over a two-week span.

Bracket play is scheduled for May 19-22 with the top two seeds hosting their respective brackets on campus. The following weekend, May 26-28, bracket winners will face each other in a more traditional best 2-of-3 series at the site of the highest remaining seed.

SOUTHLAND POLL

Southeastern was picked to win the regular season title in 2022 in the annual Southland Conference Preseason

DAMON SUNDE**(BASEBALL CONTACT)****Associate Director of Sports Information****Sport Responsibilities:** Baseball, Beach Volleyball, Volleyball**Office:** 985-549-3774 | **Cell:** 225-938-5987**E-mail:** damon.sunde@southeastern.edu**PRESS SERVICES**

The Southeastern Louisiana University baseball team and the Southeastern Sports Information Office wish to thank you for your coverage of the Lion baseball program. Please contact Damon Sunde, Associate Sports Information Director, if you have any questions or needs.

CREDENTIALS

Seating is limited in the press box at Pat Kenelly Diamond at Alumni Field. Requests for credentials should be sent to Damon Sunde no less than 24 hours in advance of a game. All credentials will be available for pickup at the will-call window at Pat Kenelly Diamond at Alumni Field, located down the right-field line. The press box is a working area, and in accordance with policies set forth by the National Collegiate Baseball Writers Association, cheering for either team will not be tolerated.

PARKING

There is no reserved parking at Alumni Field. Plenty of parking is available in the lot behind the right field fence and the adjacent parking garage attached to Strawberry Stadium.

RADIO BROADCASTS

Southeastern provides at least one POTS line and one ethernet hardline for visiting radio broadcasts. Wireless internet is also available. Radio crews electing to use the internet to broadcast are required to contact Damon Sunde prior to game day in order to gain access to the University's network.

INTERVIEW POLICY

Media members wishing to interview Southeastern head coach Matt Riser or student-athletes should direct requests to Damon Sunde. Please arrange interviews at least 24 hours in advance. Riser and selected players will be available for interviews on the field roughly 10 minutes following each game.

EMAIL LIST

Any media wishing to receive game notes, press releases and post-game recaps should contact Damon Sunde to be added to the Southeastern baseball email list.

SLU

Baseball Poll, marking the first time since the 2016 season the Lions were tabbed the preseason favorite. The last time SLU was the No. 1-ranked squad in the conference preseason poll, the Lions earned the first NCAA at-large bid in program history.

PRESEASON ALL-CONFERENCE

With eight players representing the Lions, SLU placed the most student-athletes on the 2022 Southland Preseason All-Conference teams. Junior catcher Bryce Grizzaffi joined 2021 All-Conference honorees Preston Faulkner (1B), Tyler Finke (OF), Evan Keller (SS) and Brennan Stuprich (SP) on the first team. Junior outfielder Christian Garcia, sophomore starting pitcher Will Kinzeler and sophomore second baseman Rhett Rosevear earned second-team honors.

**SOUTHLAND NOTES
[OPENING WEEKEND]**

Southeastern enters 2022 with a 368-313 (.540) all-time record on the field in South-

land play. The win total is third among active schools and seventh in conference history. The Lions enter their 25th season as a member of the Southland, joining in the 1997-98 school year. Southeastern's winning percentage ranks second among current league members.

INSIDE SOUTHEASTERN BASEBALL SHOW

The 2022 edition of Inside Southeastern Baseball with Matt Riser, presented by Pour House Pizza & Beer Garden, debuts Feb. 21 at noon from the gastropub in downtown Hammond. Riser joins host Allen Waddell at lunchtime every Monday during the regular season for the 60-minute radio show, talking the latest in Southeastern baseball. Each week, one of the Lion players will also join the duo. Pour House is located at 505 W. Thomas St. The show can be heard online at www.LionSports.net/listenlive and via the Lions Gameday Experience, Mixlr and MyTuner Radio app. The MyTuner app is compatible with the Apple CarPlay system installed in

UNIVERSITY INFORMATION

Location	Hammond, La.
Founded	1925
Enrollment	14,300
Nickname	Lions
Colors	Green (PMS 357 C) & Gold (PMS 123 C)
Conference	Southland (NCAA DI)
President	Dr. John L. Crain
Director of Athletics	Jay Artigues
Faculty Representative	David Busekist
Ticket Office Phone	985/549-LION (5466)

BALLPARK INFORMATION

Name	Pat Kenelly Diamond at Alumni Field
Largest Crowd	3,747 (Feb. 19, 2014 vs. LSU)
Dimensions	330-400-330
Surface	ProGrass Turf HR / Natural Grass
Lighting	Epehesus All Field 750 LED (85,000 lumens)

RETURNING STATISTICS

HITTING STATS

Statistic	Returning	Total	Pct
AB At Bats	1209	1761	68.7
R Runs	244	356	68.5
H Hits	332	473	70.2
2B Doubles	63	93	67.7
3B Triples	5	8	62.5
HR Home Runs	26	42	61.9
RBI Runs Batted In	205	322	63.7
BB Walks	165	237	69.6
SO Strikeouts	280	396	70.7
SF Sac Flies	15	24	62.5
SH Sac Bunts	26	34	76.5
SB Stolen Base	71	110	64.5

PITCHING STATS

Statistic	Returning	Total	Pct
APP Appearances	104	197	52.8
GS Games Started	32	56	57.1
W Wins	18	32	56.3
SV Saves	2	15	13.3
IP Innings Pitched	253.0	470.2	53.8
H Hits	248	464	53.4
ER Earned Runs	120	234	51.3
BB Walks	117	211	55.5
K Strikeouts	224	457	49.0

COACHING STAFF

Head Coach (Seasons)	Matt Riser (8)
Alma Mater	Tulane, 2007
Record at SLU	265-168
Overall Record	Same
Associate Head Coach	Andrew Gipson
Interim Assistant Coach	Gerry Salisbury
Assistant Coach	Ford Pemberton

TEAM INFORMATION

2021 Overall Record	32-24
Southland Regular Season (Finish)	22-17 (3rd)
Southland Tournament Record	2-2
NCAA Postseason	----
Letterwinners Returning/Lost	22/18
Position Players Returning/Lost	10/9
Pitchers Returning/Lost	12/9
Newcomers	20

HISTORY

First Season of Record	1937
Seasons	76
All-Time On-Field Record	1,749-1,555-13
All-Time Division I On-Field Record	1,178-1,043-3
Conference Titles (Last)	19 (2015)
Southland Titles (Last)	2 (2015)
NCAA Regional Appearances (Last)	8 (2017)
NCAA Regional Record	8-15
College World Series Appearances (Last)	1 (1975)
College World Series Record	2-2

ONLINE

Athletics Website	LionSports.net
Twitter	@LionUpBaseball
Instagram	@LionUpBaseball
Facebook	/LionUpBaseball
YouTube	/SLUathletics

ON THE AIR

Audio	LionSports.net/ListenLive
Video	ESPN+

LETTERMEN RETURNING [22]

POSITION PLAYERS (10)

NAME	POS	YR	EXP
Champ Artigues	IF	R-JR	2L
Joe Delaney	OF	SO	1L
Preston Faulkner	IF/OF	5Y	4L
Tyler Finke	IF/OF	SR	2L
Christian Garcia	OF	JR	2L
Bryce Grizzaffi	C/IF	JR	2L
Evan Keller	IF/C	GR	2L
Connor Manola	C	R-SR	2L
Nick Ray	OF	R-SR	3L
Rhett Rosevear	IF	SO	1L

PITCHERS (12)

NAME	POS	YR	EXP
Dalton Aspholm	RHP	JR	2L
Kyle Bartley	RHP	SO	1L
Brock Batty	LHP	GR	1L
Daniel Dugas	RHP	GR	2L
Trey Harrington	P/IF	GR	4L
Will Kinzeler	RHP	SO	1L
Andrew Landry	RHP	SO	1L
Hunter O'Toole	RHP	SR	1L
Noah Smith	LHP	SO	1L
Brennan Stuprich	RHP	SO	1L
Gage Trahan	RHP	GR	1L
Grant Upton	RHP	SR	3L

LETTERMEN LOST [18]

POSITION PLAYERS (9)

NAME	POS	YR	EXP
Kenneth Bell III	OF	R-FR	1L
Jacob Burke	IF	SO	2L
Gaby Cruz	C	GR	1L
Brandon Hale	OF	SR	2L
Eli Johnson	IF	GR	3L
Cade Scott	UT	FR	1L
Matt Taylor	OF	SR	2L
Greg Thompson, Jr.	UT	SR	3L
Nathan Tribble	IF	R-JR	1L

PITCHERS (9)

NAME	POS	YR	EXP
Corbin Bozosi	LHP	R-SR	2L
Antonio Buckley	LHP	R-JR	1L
Landon Clifton	RHP	R-JR	1L
Kyle Flettrich	RHP	GR	2L
Cole Hoskins	RHP	GR	1L
Noah Hughes	RHP	GR	3L
Ryan Keeley	RHP	SO	2L
Trey Shaffer	LHP	SR	4L
Will Warren	RHP	SR	4L

PRESEASON ALL-SOUTHLAND [8]

FIRST TEAM (5)

NAME	POS	YR	EXP
Preston Faulkner	IF/OF	5Y	4L
Tyler Finke	IF/OF	SR	2L
Bryce Grizzaffi	C	JR	2L
Evan Keller	IF/C	GR	2L
Brennan Stuprich	RHP	SO	1L

SECOND TEAM (3)

NAME	POS	YR	EXP
Christian Garcia	OF	JR	2L
Will Kinzeler	RHP	SO	1L
Rhett Rosevear	IF	SO	1L

PRESEASON SOUTHLAND POLL

Rk	School	1st Place Votes	Total Votes
1.	Southeastern	10	93
2.	McNeese	3	80
3.	New Orleans		73
4.	Texas A&M-Corpus Christi	1	63
5.	Northwestern State	2	55
6.	Incarinate Word		36
7.	Houston Baptist		24
	Nicholls		24

BY THE NUMBERS

5,312

Approximate miles to be traveled in
2022 regular season (6,609 in 2021)

46.2

Percentage of regular-season
schedule played on the road

.539

2021 winning percentage
of 2022 opponents (.531 - last season)

OVERALL

Total Games	52
Non-Conference	28
Conference	24

BY LOCATION

Home	28
Away	24
Neutral	0

BY STATE

Louisiana	41
Alabama	4
Texas	3
Arkansas	3
Mississippi	1

BY MONTH

February	7
March	18
April	19
May	8

BY DAY

Friday	13
Saturday	13
Sunday	11
Tuesday	11
Wednesday	2
Thursday	2

BY CONFERENCE

Southland	24
Conference USA	7
Ohio Valley	6
Southeastern	5
Sun Belt	5
Southern	3
American Athletic	2

BY TIME OF DAY

Before Noon	0
12:00 PM - 2:59 PM	23
3:00 PM - 5:59 PM	1
6:00 PM or later	28

OPPONENT	CONF	2022	LAST MET	SERIES	AT SLU	AT OPP
 Arkansas	SEC	50-13	---	---	---	---
 Houston Baptist	SLC	14-38	5/22/21	12-8	8-5	3-3
 Incarnate Word	SLC	21-28	3/21/21	10-6	5-1	4-5
 Louisiana Tech	CUSA	42-20	3/10/20	40-40	20-20	17-18
 LSU	SEC	38-25	3/16/21	19-75	10-17	8-52
 McNeese	SLC	32-30	5/28/21	113-94-1	58-46	45-46-1
 New Orleans	SLC	29-28	5/28/21	48-65	24-28	21-33
 Nicholls	SLC	21-34	5/9/21	102-116-2	55-53-1	44-60-1
 Northwestern State	SLC	27-26	5/26/21	97-80-2	55-33-1	37-43-1
 Ole Miss	SEC	45-22	3/12/14	6-17	4-5	1-11
 Samford	SoCon	35-24	3/13/05	32-12	22-3	10-9
 South Alabama	SBC	36-22	5/7/19	23-43	13-16	9-26
 SIU-Edwardsville	OVC	23-27	2/18/18	2-1	2-1	0-0
 Southern Miss	CUSA	40-21	5/5/21	48-75	29-31	17-42
 Tennessee Tech	OVC	22-25	3/8/93	1-0	1-0	0-0
 A&M-Corpus Christi	SLC	25-29	5/15/21	24-17	13-5	11-10
 Troy	SBC	27-26	3/7/21	9-9	5-4	3-3
 Tulane	AAC	31-24	3/3/21	41-78	26-24	13-35
 UAB	CUSA	18-36	3/9/97	1-1	1-0	0-0
 UL Lafayette	SBC	32-23	2/18/20	74-80	44-32	28-46
TOTALS		608-521		702-817-5		

NOTES (continued)

most late-model automobiles.

BEST HOME START

The Lions got off to their best home start in program history in 2021, winning their first 11 games inside the friendly confines of Pat Kenelly Diamond at Alumni Field. Looking for another fantastic home record, SLU plays eight of its first nine games at home in 2022.

THANK YOU LION NATION

Southeastern ranked 27th nationally during the 2021 season in overall attendance, drawing 27,713 fans to Pat Kenelly Diamond at Alumni Field. SLU also ranked 29th in per game average (924) as well as ninth in percent of total capacity (46.19%).

FEBRUARY BY THE NUMBERS

Head coach Matt Riser owns a 8-1 record in season openers across his 9 seasons at Southeastern. The Lions have won 6-of-7 three-game series in the Riser era, while owning a 17-9 mark during the first weekend of the season.

Season	Record
2014	7-2
2015	8-4
2016	4-3
2017	5-3
2018	6-3

2019	2-6
2020	4-6
2021	3-4
2022	3-4

#MAMMOUSTRONG

Southeastern honored the late Kaleb Manuel prior to the second game of the season with a pregame ceremony. Manuel, a former Lion player & coach, lost his battle with a brain tumor this past fall. The native of Mamou, Louisiana was a two-year letterwinner at SLU, team captain and Teammate of the Year. He served four seasons on Matt Riser's coaching staff following his playing days. The program's Lion for Life Award has been renamed in his honor and his #18 jersey will travel with the team, residing in the dugout throughout the entire season.

PR LIONS

MLB (1)

Name	Years at SLU	Club
Wade Miley	2006-08	Chicago (NL)

Japan (1)

Name	Years at SLU	Club
Kyle Keller	2012-15	Hanshin (NPB)

AAA (3)

Name	Years at SLU	Club
Drew Avans	2015-18	Oklahoma City (LA)
Josh Green	2015-18	Reno (ARZ)
Tate Scioneaux	2013-15	Albuquerque (COL)

AA (2)

Name	Years at SLU	Club
Jameson Fisher	2013-14, 16	Birmingham (CHI-A)
Mac Sceroler	2015-17	Chattanooga (CIN)

A (3)

Name	Years at SLU	Club
Cody Grosse	2018-19	Everett (SEA)
Bryce Tassin	2017-19	West Michigan (DET)
Will Warren	2018-21	TBD (NY-A)

Rookie (1)

Name	Years at SLU	Club
Jared Biddy	2018-19	Spooken (COL)

Independent (1)

Name	Years at SLU	Club
Daniel Wasinger	2017-18	KC Monarchs (AA)

UNIFORMITY

Jersey (Hat)	Record
GOLD (Green & Gold)	0-2
GREEN (Green)	2-2
GREY	0-0
WHITE (Green & Gold)	0-1
WHITE (White)	2-0

WALK-OFF WINS

DATE	OPPONENT	SCORE	GW PLAY
2/19	SIUE	4-3	Bases-loaded WP

COME-FROM-BEHIND WINS

DATE	OPPONENT	DEFICIT	FINAL
2/19	SIUE	2-0	4-3
2/25	UAB	3-1	7-4
3/2	LA TECH	3-2	4-3

SEASON HR TRACKER

PLAYER (#)	INN	COUNT	RBI	LOC	OPP (DATE)
Welch (1)	3	0-0	1	LC	SIUE (2/20/22)
Garcia (1)	5	0-0	1	LF	UAB (2/26/22)
Rosevear (1)	9	0-0	1	RF	UAB (2/27/22)

SEASON HR BREAKDOWN

2022 Total	1
At Home.....	3
On the Road.....	0
Neutral Site.....	0

vs. RHP	3
vs. LHP.....	0

With 0 outs.....	1
With 1 out	0
With 2 outs	0

in 1st inning	0
in 2nd inning	0
in 3rd inning	1
in 4th inning	0
in 5th inning	1
in 6th inning	0
in 7th inning.....	0
in 8th inning	0
in 9th inning	1
in extra innings.....	0

Pinch-hit	0
Back-to-Back	0x
Grand Slam	0

CAREER HR BREAKDOWN

PLAYER	1R	2R	3R	GS	TOTAL
Faulkner	8	7	2	3	20
Finke	2	1	1	0	4
Garcia	3	2	1	0	6
Grizzaffi	0	3	0	0	3
Harrington	2	1	1	0	4
Keller	2	1	0	0	3
Manola	2	1	0	0	3
Ray	7	0	1	1	9
Rosevear	1	1	0	0	2
Welch*	4	0	1	0	5

* - Welch transferred from Texas A&M-Corpus Christi prior to the 2022 season.



MATT RISER

HEAD COACH

NINTH SEASON

17

EDUCATION

B.S. Biomedical Engineering

Tulane, 2007

EXPERIENCE

Southeastern Louisiana (2008-13)

Assistant Coach

Southeastern Louisiana (2014-)

Head Coach

RECORDS

Career

269-173

Southland

148-74

SLC Tournament

13-9

NCAA Tournament

3-6

ACCOMPLISHMENTS

NCAA Tournaments (3)

2014, 2016, 2017

Conference Championships (1)

2015

Conference Tournament Titles (1)

2014

Conference Coach of the Year (1)

2015

YEAR-BY-YEAR

Year	School	Record	%	Conference	Record	%	Finish
2014	Southeastern	38-25	.603	Southland	18-12	.600	5th
2015	Southeastern	42-17	.712	Southland	25-5	.833	1st
2016	Southeastern	40-21	.656	Southland	22-8	.733	2nd
2017	Southeastern	37-22	.627	Southland	20-10	.667	2nd
2018	Southeastern	37-22	.627	Southland	21-9	.700	2nd
2019	Southeastern	33-27	.550	Southland	19-11	.633	2nd
2020	Southeastern	6-10	.375	Southland	1-2	.333	---
2021	Southeastern	32-24	.571	Southland	22-17	.564	3rd
2022	Southeastern	4-5	.444	Southland			



20

ANDREW GIPSON

Associate Head Coach

RISER VS ALL OPPONENTS

A&M-Corpus Christi	13-10	Northwestern	3-0
Abilene Christian	10-3	Northwestern State	15-7
Alcorn State	8-0	Oklahoma State	1-2
Arizona	0-4	Ole Miss	0-2
Bryant	1-0	Purdue	1-0
Central Arkansas	13-11	Rice	3-4
Connecticut	1-2	Sacred Heart	2-2
East Carolina	0-1	Sam Houston	10-9
George Washington	3-0	Seton Hall	2-1
Grambling State	1-0	SIU-Edwardsville	4-2
Hofstra	1-0	South Alabama	10-3
Houston	1-2	Southern	2-1
Houston Baptist	12-8	Southern Miss	2-3
Incarnate Word	10-6	Stephen F. Austin	13-2
Jackson State	5-3	Stony Brook	4-2
Jacksonville	2-1	Tennessee	1-0
Lamar	19-3	Toledo	2-0
Louisiana Tech	6-6	Troy	6-4
LSU	1-10	Tulane	10-6
Maryland	0-1	UAB	1-2
McNeese	18-8	UL Lafayette	6-11
Michigan State	0-1	ULM	6-5
Mississippi State	1-1	UT Arlington	0-1
Mississippi Valley State	3-0	Utah	1-2
Murray State	0-1	Utah Valley	1-0
New Orleans	18-8	Vanderbilt	0-2
Nicholls	15-9	West Virginia	1-0

SLU COACHING WINS

	W	L	T	W%
Greg Marten	352	302		.538
Jay Artigues	276	188		.595
Matt Riser	269	173		.609
Pat Kenelly	230	179	4	.562
John Stephenson	162	144	2	.529
Jim Waldrop	80	123	3	.396
Carl Torbush	75	58		.564
Dan Canevari	64	105		.379
Bob Ricketts	60	43		.583
Ronnie Shelley	54	67		.446
Tommy Bell	36	25	3	.586
Ned McGehee	28	37		.431
George Lee	26	11		.703
Danny Dufreche	25	60	1	.297
Dell Hughes	12	21		.364
Red Swanson, Sr.	4	0		1.000
Luther Marler	3	12		.200



48

GERRY SALISBURY

Assistant Coach



31

FORD PEMBERTON

Assistant Coach






RISER ERA






NCAA, STATE & CONFERENCE STATISTICAL RANKINGS (2014-21)






STUCK ON GREEN

Southeastern has been an aggressive baserunning team for more than a decade, but the Lions have taken the approach to new heights in the Matt Riser era. Riser presented his play-fast approach, Stuck on Green, at the 2018 ABCA convention in Indianapolis, Indiana. The aggressive offensive attitude carries over to a fast-paced, strike-throwing approach on the mound that limits opponents offensive opportunities. The Lions have been among the top teams in the nation over the last eight seasons (combined) in offensive HBPs, fewest pitching BB/9, Stolen Bases, pitching K/BB ratio, WHIP, ERA, total Wins, On-Base Percentage and Winning Percentage. Here's a sampling of how Southeastern stacks against the competition.






	TEAM	SB	NCAA	STATE	CONF
	Wofford	998	1	1	1
	Louisville	841	2	1	1
	Southeastern	755	6	1	1
	TCU	721	8	2	1
	Vanderbilt	667	12	1	1

	TEAM	ERA	NCAA	STATE	CONF
	Oregon State	2.97	1	1	1
	Southeastern	3.76	T-27	2	1
	Arkansas	3.76	T-27	1	4
	LSU	3.82	32	3	6
	Southern Miss	3.87	41	2	1

	TEAM	HBP	NCAA	STATE	CONF
	Campbell	807	1	1	1
	VCU	699	2	1	1
	Southeastern	662	3	1	1
	Florida State	634	4	1	1
	Louisiana Tech	604	7	2	1

	TEAM	BB/9	NCAA	STATE	CONF
	Cal State Fullerton	2.40	1	1	1
	Florida	2.90	4	1	1
	Southeastern	3.09	12	1	1
	Southern Miss	3.14	17	1	1
	Ole Miss	3.15	19	2	2

	TEAM	WINS	NCAA	STATE	CONF
	Louisville / Vanderbilt	337	T-1	1	1
	LSU	326	4	1	3
	Southeastern	265	33	3	1
	Arizona	261	38	1	4
	South Alabama	247	58	2	4

	TEAM	K/BB	NCAA	STATE	CONF
	Cal State Fullerton	3.23	1	1	1
	Ole Miss	2.83	5	1	3
	Southeastern	2.51	19	1	1
	UL Lafayette	2.41	28	2	1
	LSU	2.34	38	3	11

CLASSROOM. COMMUNITY. COMPETITION.

86%	209	7104	1094	140	30
GRADUATION SUCCESS RATE 3rd-best in Southland	SLC HONOR ROLL MEMBERS Best in the Southland	COMMUNITY SERVICE HOURS Best in the Southland (2020 Totals n/a)	AVERAGE ATTENDANCE Best in the Southland seven years running	GAMES AGAINST TOP-100 RPI TEAMS	SOUTHLAND-RECORD RPI Earning an NCAA at-large bid in 2017

#	Name	POS	B/T	HT	WT	YR	Hometown	Previous School
1	Bryce Grizzaffi	C	R/R	5-10	175	JR	Morgan City, La.	Central Catholic HS
2	Tyler Finke	OF/IF	R/R	5-11	165	SR	Columbus, Ind.	Snead State CC / North Columbus HS
3	Jake Johnson	OF	L/L	5-10	185	JR	Bullard, Texas	Tyler JC / Bullard HS
4	Champ Artigues	IF	L/R	5-9	175	R-JR	Hammond, La.	Louisiana Tech / St. Thomas Aquinas HS
5	Connor Manola	C	R/R	6-0	180	R-SR	Port Allen, La.	Brusly HS
6	Evan Keller	IF	R/R	6-1	187	GR	Destrehan, La.	LSU Eunice / Destrehan HS
7	Brennan Stuprich	P	R/R	5-10	205	SO	Kenner, La.	Brother Martin HS
8	Joe Delaney	OF	R/R	5-8	150	SO	Destrehan, La.	Brother Martin HS
9	Christian Garcia	OF	R/R	5-11	175	JR	Slidell, La.	Northshore HS
10	Gage Trahan	P	R/R	5-10	165	GR	Maurice, La.	Little Rock / LSU Eunice / Vermilion Catholic HS
11	Noah Smith	P	R/L	6-3	153	SO	Houston, Texas	Cypress Falls HS
12	Nick Ray	OF	R/R	6-2	200	R-SR	Jefferson, La.	Jesuit HS
13	Trey Harrington	P/IF	R/R	6-2	176	GR	Lakeland, Tenn.	Briarcrest Christian
14	Logan Shurden	IF	L/R	5-7	160	FR	West Monroe, La.	West Monroe HS
15	TJ Salvaggio	IF	R/R	6-2	170	FR	Slidell, La.	Northshore HS
16	Rhett Rosevear	IF	L/R	5-10	170	SO	Denham Springs, La.	Live Oak HS
19	Tristan Welch	OF	R/R	6-2	195	GR	Baton Rouge, La.	A&M-Corpus Christi / LSU Eunice / Catholic HS
21	Daniel Dugas	P	R/R	6-0	200	GR	Pearl River, La.	Delgado CC / Pearl River HS
22	Preston Faulkner	IF	R/R	6-1	230	5Y	Denham Springs, La.	Live Oak HS
23	Pierce Leavengood	IF	L/R	6-3	200	JR	Snohomish, Wash.	Bellevue College / Glacier Peak HS
24	Andrew Landry	P	R/R	6-1	175	SO	Slidell, La.	Northshore HS
26	Hunter O'Toole	P	R/R	6-2	200	SR	Arkansas City, Kan.	Cowley County CC / Arkansas City HS
27	Dalton Aspholm	P	R/R	6-0	190	JR	Baton Rouge, La.	Central HS
28	Kyle Bartley	P	R/R	5-11	205	SO	Lake Charles, La.	Sam Houston HS
29	Will Kinzeler	P	L/R	6-5	180	SO	Covington, La.	Fontainebleau HS
30	Shea Thomas	IF	R/R	6-3	190	JR	Olympia, Wash.	Edmonds College / North Thurston HS
32	Lance Lauve	P	R/R	5-11	203	FR	Madisonville, La.	Holy Cross HS
34	Ethan Crayton	P	L/L	6-2	184	FR	Loranger, La.	Loranger HS
35	Jacob Scherer	P	R/R	6-3	215	JR	Mandeville, La.	Pearl River CC / Covington HS
36	Brock Batty	P	R/L	6-1	210	GR	Denham Springs, La.	UL Lafayette / Denham Springs HS
37	Hayden Robb	P	R/R	6-2	200	R-JR	Vancleave, Miss.	Mississippi Gulf Coast CC / Vancleave HS
38	Reid Reynolds	P	R/R	6-1	175	JR	Heidelberg, Miss.	Pearl River CC / Northeast Jones HS
39	Michael Curry	C	R/R	5-11	175	FR	Brusly, La.	Brusly HS
40	Taylor Phillips	IF	R/R	6-2	195	R-FR	Houston, Texas	Bridgeland HS
41	Ethan Butler	IF/C	R/R	6-1	195	FR	Baton Rouge, La.	University HS
42	Andrew Yuratich	P	R/R	6-2	155	FR	Livingston, La.	Doyle HS
43	Christian Westcott	IF	R/R	6-0	195	R-FR	Mandeville, La.	Lakeshore HS
44	Adam Guth	P	R/L	6-5	225	FR	Lake Charles, La.	Barbe HS
45	Alex Potter	P	R/R	5-11	170	JR	Parker, Colo.	Northeast CC / Chaparral HS
	Jay Long	P	L/L	6-3	210	JR	Stillwell, Kan.	Johnson County CC / Blue Valley HS
	Ryan Peters	P	R/R	6-2	190	SO	Cypress, Texas	Sam Houston / Cy Ranch HS
	Grant Upton	P	R/R	6-3	200	SR	Baton Rouge, La.	University HS

Head Coach: Matt Riser (17) | **Associate Head Coach / Recruiting Coordinator:** Andrew Gipson (20)

Assistant Coaches: Gerry Salisbury (48), Ford Pemberton (31) | **Student Assistant Coach:** Cade Lanoux (#)

Director of Player Development: Jake Riser | **Student Data Analyst for Player Development:** Jackson Garon

Student Equipment Coordinator: Mitchel Tarver | **Student Administrative Assistant:** Emma Powell

Graduate Assistant Strength Coach: Kent Petersen | **Assistant Athletic Trainer:** Cruise Dunn

Assitant AD for Academic Support Services: Austin Knight | **Associate Sports Information Director:** Damon Sunde

PRONUNCIATION GUIDE

Champ Artigues
Dalton Aspholm
Daniel Dugas
Tyler Finke
Bryce Grizzaffi

R-Teegz
As-fallm
Doo-gah
Fink-ee
Griz-ZAFF-ee

Adam Guth
Will Kinzeler
Lance Lauve
Connor Manola
Rhett Rosevear

Gooth
Kinz-ler
Love
muh-NOLA
Rose-veer

Jacob Scherer
Brennan Stuprich
Gage Trahan
Andrew Yuratich

Share
STOOP-rich
TRAH-hahn
Yur-uh-titch

Record: 4-5 Home: 4-4 Away: 0-1 Southland: 0-0

Player	avg	gp-gs	ab	r	h	2b	3b	hr	rbi	tb	slg%	bb	hp	so	gdp	ob%	sf	sh	sb-att	po	a	e	fld%
16 Rosevear, Rhett	.321	9-9	28	4	9	2	1	1	3	16	.571	4	7	9	1	.513	0	1	4-6	10	20	0	1.000
1 Grizzaffi, Bryce	.296	9-8	27	3	8	2	0	0	3	10	.370	1	3	3	1	.387	0	1	3-4	61	7	1	.986
6 Keller, Evan	.294	9-9	34	5	10	0	0	0	5	10	.294	7	1	4	0	.429	0	0	7-8	9	14	2	.920
22 Faulkner, Preston	.290	9-9	31	1	9	3	0	0	5	12	.387	7	3	7	1	.463	0	0	2-2	71	2	0	1.000
19 Welch, Tristan	.273	6-3	11	2	3	0	0	1	1	6	.545	0	1	4	0	.333	0	0	0-0	5	1	0	1.000
2 Finke, Tyler	.167	9-9	30	5	5	3	1	0	4	10	.333	5	3	9	0	.342	0	0	3-3	19	2	2	.913
30 Thomas, Shea	.167	9-9	24	2	4	0	0	0	1	4	.167	10	1	11	0	.429	0	0	2-4	6	17	1	.958
4 Artigues, Champ	.167	6-3	12	1	2	0	0	0	1	2	.167	3	1	4	1	.375	0	0	0-0	0	3	0	1.000
9 Garcia, Christian	.138	9-9	29	5	4	1	1	1	2	10	.345	3	3	8	0	.286	0	1	2-3	15	2	0	1.000
5 Manola, Connor	.125	4-2	8	1	1	0	0	0	1	1	.125	1	1	4	0	.300	0	0	0-0	25	0	0	1.000
15 Salvaggio, TJ	.111	5-4	9	1	1	0	0	0	0	1	.111	1	0	6	0	.200	0	0	0-0	3	12	0	1.000
3 Johnson, Jake	.056	7-5	18	3	1	1	0	0	0	2	.111	3	0	6	0	.190	0	0	1-1	10	0	1	.909
23 Leavengood, Pierce	.000	6-1	7	0	0	0	0	0	0	0	.000	1	1	2	0	.222	0	0	0-0	1	0	0	1.000

12 Ray, Nick	.000	3-1	6	0	0	0	0	0	0	0	.000	0	1	4	0	.143	0	0	0-0	2	0	0	1.000
8 Delaney, Joe	.000	4-0	3	1	0	0	0	0	0	0	.000	0	0	1	0	.000	0	0	0-0	4	1	0	1.000
13 Harrington, Trey	.000	1-0	0	0	0	0	0	0	0	0	.000	0	0	0	0	.000	0	0	0-0	0	1	0	1.000
Totals	.206	9	277	34	57	12	3	3	26	84	.303	46	26	82	4	.370	0	3	24-31	244	90	9	.974
Opponents	.283	9	311	61	88	21	0	7	58	130	.418	42	11	84	7	.381	6	5	5-7	234	71	11	.965

LOB - Team (84), Opp (70). DPs turned - Team (8), Opp (4). IBB - Team (4), Faulkner, P. 2, Garcia, C. 1, Thomas, S. 1. Picked off - Rosevear, R. 2, Keller, E. 1.

(All games Sorted by Earned run avg)

Player	era	w-l	app	gs	cg	sho	sv	ip	h	r	er	bb	so	2b	3b	hr	b/avg	wp	hp	bk	sfa	sha
29 Kinzeler, Will	2.45	1-0	2	2	0	0/1	0	11.0	10	3	3	6	9	1	0	1	.250	0	0	0	0	0
37 Robb, Hayden	4.50	0-0	2	2	0	0/0	0	10.0	8	6	5	5	9	0	0	1	.250	2	2	0	1	3
26 O'Toole, Hunter	7.20	0-1	2	2	0	0/0	0	10.0	13	8	8	3	16	1	0	2	.317	1	1	0	0	0

21 Dugas, Daniel	0.00	1-0	4	0	0	0/0	0	6.2	2	0	0	3	6	1	0	0	.095	1	1	0	0	1
43 Westcott, Christian	0.00	0-0	1	0	0	0/0	0	1.0	0	0	0	0	1	0	0	0	.000	0	0	0	0	0
27 Aspholm, Dalton	0.00	0-0	1	0	0	0/0	0	1.0	0	0	0	0	1	0	0	0	.000	0	0	0	0	0
10 Trahan, Gage	1.04	0-0	5	0	0	0/1	1	8.2	6	1	1	3	8	1	0	0	.207	0	1	0	1	0
24 Landry, Andrew	5.40	1-1	4	0	0	0/0	0	5.0	4	3	3	4	8	1	0	0	.211	0	0	0	0	0
44 Guth, Adam	6.00	0-0	1	1	0	0/0	0	3.0	4	2	2	1	4	0	0	1	.308	0	0	0	0	0
38 Reynolds, Reid	7.50	1-1	4	0	0	0/0	0	6.0	8	5	5	2	3	5	0	0	.333	1	0	0	1	0
13 Harrington, Trey	7.50	0-1	5	0	0	0/1	2	6.0	9	5	5	2	5	1	0	1	.360	1	1	1	0	0
45 Potter, Alex	9.00	0-0	2	0	0	0/0	0	2.0	3	2	2	0	2	1	0	1	.333	0	0	0	0	0
34 Crayton, Ethan	9.00	0-0	1	0	0	0/0	0	1.0	1	1	1	2	1	0	0	0	.250	0	1	0	0	0
28 Bartley, Kyle	10.80	0-0	1	0	0	0/0	0	1.2	3	2	2	1	1	1	0	0	.500	0	1	0	2	0
42 Yuratich, Andrew	10.80	0-0	2	0	0	0/0	0	1.2	3	2	2	1	1	1	0	0	.375	0	1	0	0	0
32 Lauve, Lance	15.19	0-1	2	2	0	0/0	0	5.1	9	11	9	4	6	5	0	0	.375	0	1	0	1	1
11 Smith, Noah	27.00	0-0	1	0	0	0/0	0	1.0	2	3	3	2	2	2	0	0	.400	1	0	0	0	0
36 Batty, Brock	81.00	0-0	2	0	0	0/0	0	0.1	3	7	3	3	1	0	0	0	.600	1	1	0	0	0
Totals	5.86	4-5	9	9	0	1/1	3	81.1	88	61	53	42	84	21	0	7	.283	8	11	1	6	5
Opponents	3.46	5-4	9	9	0	0/0	1	78.0	57	34	30	46	82	12	3	3	.206	9	26	0	0	3

PB - Team (1), Grizzaffi, B 1, Opp (3). Pickoffs - Team (1), O'Toole, H. 1, Opp (2). SBA/ATT - Grizzaffi, B (2-4), Manola, C. (3-3), Guth, A. (2-2), Trahan, G. (1-2), Dugas, D. (1-1), Robb, H. (0-1), Lauve, L. (1-1).

Multiple Hit Games	2	3	4	5+	Total
1 Grizzaffi, Bryce	1	1	-	-	2
6 Keller, Evan	2	-	-	-	2
16 Rosevear, Rhett	1	1	-	-	2
9 Garcia, Christian	1	-	-	-	1
22 Faulkner, Preston	-	1	-	-	1
19 Welch, Tristan	1	-	-	-	1
30 Thomas, Shea	1	-	-	-	1
TEAM	7	3	0	0	10

Multiple RBI Games	2	3	4	5+	Total
2 Finke, Tyler	2	-	-	-	2
16 Rosevear, Rhett	1	-	-	-	1
22 Faulkner, Preston	1	-	-	-	1
1 Grizzaffi, Bryce	1	-	-	-	1
6 Keller, Evan	1	-	-	-	1
TEAM	6	0	0	0	6

Hitting Streaks	Longest	Current
6 Keller, Evan	6	6
16 Rosevear, Rhett	5	1
1 Grizzaffi, Bryce	3	-
22 Faulkner, Preston	3	3
2 Finke, Tyler	2	1
9 Garcia, Christian	2	-
19 Welch, Tristan	2	-
5 Manola, Connor	1	-
4 Artigues, Champ	1	-
15 Salvaggio, TJ	1	-
30 Thomas, Shea	1	-
3 Johnson, Jake	1	-

Reached Base Streaks	Longest	Current
2 Finke, Tyler	9	9
30 Thomas, Shea	9	9
22 Faulkner, Preston	9	9
16 Rosevear, Rhett	7	7
1 Grizzaffi, Bryce	7	1
6 Keller, Evan	6	6
4 Artigues, Champ	4	4
3 Johnson, Jake	4	-
9 Garcia, Christian	4	4
19 Welch, Tristan	2	1
5 Manola, Connor	1	1
12 Ray, Nick	1	-
15 Salvaggio, TJ	1	-
23 Leavengood, Pierce	1	1

Longest Game:	3:49 (L, 6-5, 10 innings, Feb. 22 at ULL)
Longest Nine-Inning Game:	3:12 (L, 23-1, Mar. 1 vs. Tulane)
Shortest Nine-Inning Game:	2:47 (W, 1-0, Feb. 18 vs. SIUE)
Most Pitchers Used by Southeastern:	8 (Mar. 1 vs. Tulane)
Longest Winning Streak:	2 (Feb. 18-19)
Longest Home Winning Streak:	2 (Feb. 18-19)
Longest Road Winning Streak:	N/A
Longest Losing Streak:	3 (Feb. 26-March 1)
Longest Home Losing Streak:	3 (Feb. 26-March 1)
Longest Road Losing Streak:	1 (Feb. 20-current)
Highest Attendance, Home:	1,436 (L, 23-1, Mar. 1 vs. Tulane)
Highest Attendance, Road:	4,098 (L, 6-5, 10 innings, Feb. 22, 2022)
Largest Winning Margin:	3 (W 7-4, Feb. 25 vs. UAB)
Largest Losing Margin:	22 (L, 23-1, Mar. 1 vs Tulane)
Largest Deficit Overcome:	3 (L, 6-5, 10 innings, Feb. 22 at ULL)
Largest Lead Lost:	3 (L, 6-5, Feb. 27 vs UAB)

STARTERS

DATE	OPPONENT	SP	W/L	IP	H	R	ER	BB	K
2/18	SIU-Edwardsville	Kinzeler	W	6	2	0	0	4	4
2/19	SIU-Edwardsville	Robb		5	2	3	3	2	7
2/20	SIU-Edwardsville	O'Toole	L	5	9	7	7	1	10
2/22	at UL Lafayette	Lauve		3	3	2	2	2	3
2/25	UAB	Kinzeler		5	8	3	3	2	5
2/26	UAB	Robb		5	6	3	2	3	2
2/27	UAB	O'Toole		5	4	1	1	2	6
3/1	Tulane	Lauve	L	2.1	6	9	7	2	3
3/2	Louisiana Tech	Guth		3	4	2	2	1	4
3/4	at Arkansas								
3/5	at Arkansas								
3/6	at Arkansas								
3/9	at Louisiana Tech								
3/11	Tennessee Tech								
3/12	Tennessee Tech								
3/13	Tennessee Tech								
3/15	Ole Miss								
3/18	at Samford								
3/19	at Samford								
3/20	at Samford								
3/22	at Tulane								
3/25	Nicholls								
3/26	Nicholls								
3/27	Nicholls								
3/29	UL Lafayette								
4/1	at Incarnate Word								
4/2	at Incarnate Word								
4/3	at Incarnate Word								
4/5	at South Alabama								
4/6	Troy								
4/8	A&M-Corpus Christi								
4/9	A&M-Corpus Christi								
4/10	A&M-Corpus Christi								
4/12	at Southern Miss								
4/14	New Orleans								
4/15	New Orleans								
4/16	New Orleans								
4/19	South Alabama								
4/22	at McNeese								
4/23	at McNeese								
4/24	at McNeese								
4/26	Southern Miss								
4/29	at Northwestern State								
4/30	at Northwestern State								
5/1	at Northwestern State								
5/6	Houston Baptist								
5/7	Houston Baptist								
5/8	Houston Baptist								
5/10	at LSU								
5/12	at Nicholls								
5/13	at Nicholls								
5/14	at Nicholls								

BULLPEN

W/L/SV	IP	H	R	ER	BB	K
Sv	3	3	0	0	1	3
W	4	1	0	0	1	6
	4	6	3	3	0	1
L	6.1	7	4	4	2	5
W & Sv	4	2	1	1	4	6
L	4	6	3	3	1	3
L	4	7	5	5	3	5
	6.2	10	14	9	8	8
W & Sv	6	2	1	1	3	3

LION QUALITY START TRACKER (BOLD)

1 Will Kinzeler
1 TOTAL

Definition - at least 6 IP allowing 3 runs or less

Date	Opponent	Score	Inns	Overall	Southland	Pitcher of record	Attend	Time
Feb 18, 2022	SIU EDWARDSVILLE	w 1-0	9	1-0-0	0-0-0	Kinzeler, W. (W 1-0)	945	2:47
Feb 19, 2022	SIU EDWARDSVILLE	w 4-3	9	2-0-0	0-0-0	Landry, A. (W 1-0)	1085	2:57
Feb 20, 2022	SIU EDWARDSVILLE	L 3-10	9	2-1-0	0-0-0	O'Toole, H. (L 0-1)	1032	2:51
Feb 22, 2022	at Louisiana	L 5-6	(10)	2-2-0	0-0-0	Landry, A. (L 1-1)	4098	3:49
Feb 25, 2022	UAB	w 7-4	9	3-2-0	0-0-0	Dugas, D. (W 1-0)	920	2:50
Feb 26, 2022	UAB	L 4-6	9	3-3-0	0-0-0	Reynolds, R. (L 0-1)	954	3:11
Feb 27, 2022	UAB	L 5-6	9	3-4-0	0-0-0	Harrington (L 0-1)	988	3:08
Mar 01, 2022	TULANE	L 1-23	9	3-5-0	0-0-0	Lauve, L. (L 0-1)	1436	3:12
Mar 02, 2022	LOUISIANA TECH	w 4-3	9	4-5-0	0-0-0	Reynolds, R. (W 1-1)	1218	3:09

() extra inning game

Score by innings	1	2	3	4	5	6	7	8	9	EX	Total
Southeastern	3	2	7	1	5	2	6	2	5	1	34
Opponents	8	3	10	7	13	2	7	1	8	2	61

Record when ...

Overall	4-5	After 6 leading	1-1
Conference	0-0 trailing	2-3
Non-Conference	4-5 tied	1-1
Home games	4-4	After 7 leading	3-1
Away games	0-1 trailing	1-4
Neutral site	0-0 tied	0-0
Day games	4-4	After 8 leading	3-1
Night games	0-1 trailing	0-4
vs Left starter	0-1 tied	1-0
vs Right starter	4-4		
1-Run games	3-2	Hit 0 home runs	4-2
2-Run games	0-1	... 1 home run	0-3
5+Run games	0-2	... 2+ home runs	0-0
Extra innings	0-1		
Shutouts	1-0	Opponent 0 home runs	1-3
	 1 home run	3-0
Scoring 0-2 runs	1-1 2+ HRs	0-2
..... 3-5 runs	2-4		
..... 6-9 runs	1-0	Made 0 errors	3-1
..... 10+ runs	0-0 1 error	0-2
	 2+ errors	1-2
Opponent 0-2 runs	1-0		
..... 3-5 runs	3-0	Opp. made 0 errors	1-2
..... 6-9 runs	0-3 1 error	1-1
..... 10+ runs	0-2 2+ errors	2-2
Scored in 1st inning	1-2	Out-hit opponent	2-0
Opp. scored in 1st	0-3	Out-hit by opponent	2-5
Scores first	3-2	Hits are tied	0-0
Opp. scores first	1-3		

Record when team scores:

Runs	0	1	2	3	4	5	6	7	8	9	10+
W-L	0-0	1-1	0-0	0-1	2-1	0-2	0-0	1-0	0-0	0-0	0-0

Record when opponent scores:

Runs	0	1	2	3	4	5	6	7	8	9	10+
W-L	1-0	0-0	0-0	2-0	1-0	0-0	0-3	0-0	0-0	0-0	0-2

Record when leading after:

Inn.	1	2	3	4	5	6	7	8
W-L	1-2	1-2	1-1	0-1	1-1	1-1	3-1	3-1

Record when trailing after:

Inn.	1	2	3	4	5	6	7	8
W-L	0-3	1-3	1-3	1-3	1-3	2-3	1-4	0-4

Record when tied after:

Inn.	1	2	3	4	5	6	7	8
W-L	3-0	2-0	2-1	3-1	2-1	1-1	0-0	1-0

Current winning streak: 1
 Longest winning streak: 2
 Longest losing streak: 3

Home attendance : 8578 (8 dates avg = 1072)
 Away attendance : 4098 (1 dates avg = 4098)
 Total attendance: 12676 (9 dates avg = 1408)

Date	Opponent	ab	r	h	rbi	2b	3b	hr	tb	bb	ibb	sb	cs	hbp	sac	sf	gdp	k	po	a	e	lob	avg
Feb 18	SIU EDWARDSVILLE	28	1	8	1	1	0	0	9	5	1	2	2	1	1	0	0	11	27	14	0	10	.286
Feb 19	SIU EDWARDSVILLE	31	4	7	3	1	0	0	8	6	1	2	0	3	1	0	0	10	27	8	0	13	.254
Feb 20	SIU EDWARDSVILLE	30	3	5	2	2	0	1	10	8	0	2	1	1	0	0	0	10	27	9	0	9	.225
Feb 22	at Louisiana	34	5	7	4	2	2	0	13	5	0	3	1	7	1	0	1	12	28	14	2	12	.220
Feb 25	UAB	32	7	9	7	1	0	0	10	4	1	6	0	3	0	0	1	9	27	9	0	8	.232
Feb 26	UAB	32	4	5	3	1	0	1	9	7	0	3	1	3	0	0	0	7	27	18	1	11	.219
Feb 27	UAB	35	5	8	3	2	1	1	15	3	1	3	1	1	0	0	0	7	27	7	1	7	.221
Mar 01	TULANE	30	1	4	0	1	0	0	5	2	0	1	0	4	0	0	1	7	27	4	3	8	.210
Mar 02	LOUISIANA TECH	25	4	4	3	1	0	0	5	6	0	2	1	3	0	0	1	9	27	7	2	6	.206
Totals		277	34	57	26	12	3	3	84	46	4	24	7	26	3	0	4	82	244	90	9	84	.206

2022 SLU Baseball
Team Game-by-Game for Southeastern (as of Mar 02, 2022)
Pitching (All games)

Date	Opponent	ip	h	r	er	bb	so	2b	3b	hr	wp	bk	hbp	dp	ibb	score	w-l	sv	era
Feb 18	SIU EDWARDSVILLE	9.0	5	0	0	5	7	1	0	0	0	0	1	2	0	1-0	1-0	1	0.00
Feb 19	SIU EDWARDSVILLE	9.0	3	3	3	3	13	0	0	1	1	0	2	0	0	4-3	2-0	1	1.50
Feb 20	SIU EDWARDSVILLE	9.0	15	10	10	1	11	3	0	2	1	0	1	0	0	3-10	2-1	1	4.33
Feb 22	at Louisiana	9.1	10	6	6	4	8	6	0	0	2	0	1	1	0	5-6	2-2	1	4.71
Feb 25	UAB	9.0	10	4	4	6	11	1	0	1	0	0	0	2	0	7-4	3-2	2	4.57
Feb 26	UAB	9.0	12	6	5	4	5	2	0	0	1	0	0	2	0	4-6	3-3	2	4.64
Feb 27	UAB	9.0	11	6	6	5	11	0	0	2	0	0	1	0	0	5-6	3-4	2	4.83
Mar 01	TULANE	9.0	16	23	16	10	11	8	0	0	2	0	4	0	0	1-23	3-5	2	6.22
Mar 02	LOUISIANA TECH	9.0	6	3	3	4	7	0	0	1	1	1	1	1	0	4-3	4-5	3	5.86
Totals		81.1	88	61	53	42	84	21	0	7	8	1	11	8	0	34-61	4-5	3	5.86

Batting

At bats:	5	-	(8 times)
Runs scored:	3	-	Keller, Evan vs UAB (Feb 25, 2022)
Hits:	3	-	Faulkner, Preston vs SIU Edwardsville (Feb 19, 2022)
	3	-	Grizzaffi, Bryce vs UAB (Feb 25, 2022)
	3	-	Rosevear, Rhett vs UAB (Feb 27, 2022)
RBI's:	2	-	(6 times)
Doubles:	1	-	(12 times)
Triples:	1	-	Garcia, Christian at Louisiana (Feb 22, 2022)
	1	-	Finke, Tyler at Louisiana (Feb 22, 2022)
	1	-	Rosevear, Rhett vs UAB (Feb 27, 2022)
Home runs:	1	-	Welch, Tristan vs SIU Edwardsville (Feb 20, 2022)
	1	-	Garcia, Christian vs UAB (Feb 26, 2022)
	1	-	Rosevear, Rhett vs UAB (Feb 27, 2022)
Total bases:	8	-	Rosevear, Rhett vs UAB (Feb 27, 2022)
Walks:	3	-	Thomas, Shea vs SIU Edwardsville (Feb 19, 2022)
Strikeouts:	3	-	(4 times)
Sac hits:	1	-	Rosevear, Rhett vs SIU Edwardsville (Feb 18, 2022)
	1	-	Grizzaffi, Bryce vs SIU Edwardsville (Feb 19, 2022)
	1	-	Garcia, Christian at Louisiana (Feb 22, 2022)
Stolen bases:	2	-	Keller, Evan vs UAB (Feb 25, 2022)
	2	-	Grizzaffi, Bryce vs UAB (Feb 27, 2022)
Hit by pitch:	2	-	Rosevear, Rhett vs UAB (Feb 25, 2022)
	2	-	Rosevear, Rhett vs Tulane (Mar 01, 2022)
Caught stealing:	1	-	(7 times)
Runners LOB:	5	-	Grizzaffi, Bryce at Louisiana (Feb 22, 2022)
	5	-	Johnson, Jake vs UAB (Feb 25, 2022)

Fielding

Putouts:	13	-	Grizzaffi, Bryce vs SIU Edwardsville (Feb 19, 2022)
Assists:	5	-	Salvaggio, TJ vs SIU Edwardsville (Feb 18, 2022)
	5	-	Rosevear, Rhett at Louisiana (Feb 22, 2022)
	5	-	Keller, Evan vs UAB (Feb 26, 2022)
Errors:	1	-	(9 times)
Passed balls:	1	-	Grizzaffi, Bryce vs UAB (Feb 26, 2022)

Pitching

Innings pitched:	6.0	-	Kinzeler, Will vs SIU Edwardsville (Feb 18, 2022)
Runs allowed:	9	-	Lauve, Lance vs Tulane (Mar 01, 2022)
Earned runs:	7	-	O'Toole, Hunter vs SIU Edwardsville (Feb 20, 2022)
	7	-	Lauve, Lance vs Tulane (Mar 01, 2022)
Walks allowed:	4	-	Kinzeler, Will vs SIU Edwardsville (Feb 18, 2022)
Strikeouts:	10	-	O'Toole, Hunter vs SIU Edwardsville (Feb 20, 2022)
Hits allowed:	9	-	O'Toole, Hunter vs SIU Edwardsville (Feb 20, 2022)
Doubles allowed:	4	-	Lauve, Lance vs Tulane (Mar 01, 2022)
Homers allowed:	1	-	(7 times)
Wild pitches:	1	-	(8 times)
Hit batters:	2	-	Robb, Hayden vs SIU Edwardsville (Feb 19, 2022)

Batting

At bats:	35	-	vs UAB (Feb 27, 2022)
Runs scored:	7	-	vs UAB (Feb 25, 2022)
Hits:	9	-	vs UAB (Feb 25, 2022)
RBIs:	7	-	vs UAB (Feb 25, 2022)
Doubles:	2	-	vs SIU Edwardsville (Feb 20, 2022)
	2	-	at Louisiana (Feb 22, 2022)
	2	-	vs UAB (Feb 27, 2022)
Triples:	2	-	at Louisiana (Feb 22, 2022)
Home runs:	1	-	vs SIU Edwardsville (Feb 20, 2022)
	1	-	vs UAB (Feb 26, 2022)
	1	-	vs UAB (Feb 27, 2022)
Total bases:	15	-	vs UAB (Feb 27, 2022)
Walks:	8	-	vs SIU Edwardsville (Feb 20, 2022)
Strikeouts:	12	-	at Louisiana (Feb 22, 2022)
Sac hits:	1	-	vs SIU Edwardsville (Feb 18, 2022)
	1	-	vs SIU Edwardsville (Feb 19, 2022)
	1	-	at Louisiana (Feb 22, 2022)
Stolen bases:	6	-	vs UAB (Feb 25, 2022)
Hit by pitch:	7	-	at Louisiana (Feb 22, 2022)
Caught stealing:	2	-	vs SIU Edwardsville (Feb 18, 2022)
Runners LOB:	13	-	vs SIU Edwardsville (Feb 19, 2022)
Hit into DP:	1	-	(4 times)

Fielding

Putouts:	28	-	at Louisiana (Feb 22, 2022)
Assists:	18	-	vs UAB (Feb 26, 2022)
Errors:	3	-	vs Tulane (Mar 01, 2022)
Passed balls:	1	-	vs UAB (Feb 26, 2022)
DPs turned:	2	-	vs SIU Edwardsville (Feb 18, 2022)
	2	-	vs UAB (Feb 25, 2022)
	2	-	vs UAB (Feb 26, 2022)

Pitching

Innings pitched:	9.1	-	at Louisiana (Feb 22, 2022)
Runs allowed:	23	-	vs Tulane (Mar 01, 2022)
Earned runs:	16	-	vs Tulane (Mar 01, 2022)
Walks allowed:	10	-	vs Tulane (Mar 01, 2022)
Strikeouts:	13	-	vs SIU Edwardsville (Feb 19, 2022)
Hits allowed:	16	-	vs Tulane (Mar 01, 2022)
Doubles allowed:	8	-	vs Tulane (Mar 01, 2022)
Homers allowed:	2	-	vs SIU Edwardsville (Feb 20, 2022)
	2	-	vs UAB (Feb 27, 2022)
Wild pitches:	2	-	at Louisiana (Feb 22, 2022)
	2	-	vs Tulane (Mar 01, 2022)
Hit batters:	4	-	vs Tulane (Mar 01, 2022)

Starting Lineup By Position
(Team W-L record when starter)

PITCHER:		
26 O'Toole, Hunter	2	(0-2)
29 Kinzeler, Will	2	(2-0)
32 Lauve, Lance	2	(0-2)
37 Robb, Hayden	2	(1-1)
44 Guth, Adam	1	(1-0)
CATCHER:		
1 Grizzaffi, Bryce	7	(3-4)
5 Manola, Connor	2	(1-1)
FIRST BASE:		
22 Faulkner, Preston	9	(4-5)
SECOND BASE:		
16 Rosevear, Rhett	9	(4-5)
THIRD BASE:		
30 Thomas, Shea	9	(4-5)
SHORTSTOP:		
6 Keller, Evan	5	(2-3)
15 Salvaggio, TJ	4	(2-2)
LEFT FIELD:		
3 Johnson, Jake	5	(2-3)
19 Welch, Tristan	3	(1-2)
12 Ray, Nick	1	(1-0)
CENTER FIELD:		
2 Finke, Tyler	9	(4-5)
RIGHT FIELD:		
9 Garcia, Christian	9	(4-5)
DESIGNATED HITTER:		
6 Keller, Evan	4	(2-2)
4 Artigues, Champ	3	(1-2)
23 Leavengood, Pierce	1	(1-0)
1 Grizzaffi, Bryce	1	(0-1)

Starting Lineup By Lineup Spot
(Team W-L record when starter)

LEADOFF:		
6 Keller, Evan	9	(4-5)
2ND SPOT:		
16 Rosevear, Rhett	6	(3-3)
2 Finke, Tyler	3	(1-2)
3RD SPOT:		
2 Finke, Tyler	4	(3-1)
22 Faulkner, Preston	4	(0-4)
16 Rosevear, Rhett	1	(1-0)
CLEANUP:		
22 Faulkner, Preston	5	(4-1)
30 Thomas, Shea	2	(0-2)
1 Grizzaffi, Bryce	2	(0-2)
5TH SPOT:		
30 Thomas, Shea	3	(2-1)
1 Grizzaffi, Bryce	3	(1-2)
9 Garcia, Christian	2	(1-1)
2 Finke, Tyler	1	(0-1)
6TH SPOT:		
1 Grizzaffi, Bryce	3	(2-1)
9 Garcia, Christian	2	(0-2)
3 Johnson, Jake	2	(1-1)
30 Thomas, Shea	1	(1-0)
2 Finke, Tyler	1	(0-1)
7TH SPOT:		
9 Garcia, Christian	3	(2-1)
19 Welch, Tristan	2	(0-2)
5 Manola, Connor	1	(1-0)
23 Leavengood, Pierce	1	(1-0)
3 Johnson, Jake	1	(0-1)
4 Artigues, Champ	1	(0-1)
8TH SPOT:		
30 Thomas, Shea	3	(1-2)
9 Garcia, Christian	2	(1-1)
16 Rosevear, Rhett	2	(0-2)
12 Ray, Nick	1	(1-0)
19 Welch, Tristan	1	(1-0)
9TH SPOT:		
15 Salvaggio, TJ	4	(2-2)
3 Johnson, Jake	2	(1-1)
4 Artigues, Champ	2	(1-1)
5 Manola, Connor	1	(0-1)

DATE	OPPONENT	SP	C	1B	2B	3B	SS	LF	CF	RF	DH
2/18	SIUE	Kinzeler	Grizzaffi	Faulkner	Rosevear	Thomas	Salvaggio	Ray	Finke	Garcia	Keller
2/19	SIUE	Robb	Grizzaffi	Faulkner	Rosevear	Thomas	Salvaggio	Welch	Finke	Garcia	Keller
2/20	SIUE	O'Toole	Grizzaffi	Faulkner	Rosevear	Thomas	Salvaggio	Welch	Finke	Garcia	Keller
2/22	at ULL	Lauve	Grizzaffi	Faulkner	Rosevear	Thomas	Salvaggio	Welch	Finke	Garcia	Keller
2/25	UAB	Kinzeler	Grizzaffi	Faulkner	Rosevear	Thomas	Keller	Johnson	Finke	Garcia	Leavengood
2/26	UAB	Robb	Grizzaffi	Faulkner	Rosevear	Thomas	Keller	Johnson	Finke	Garcia	Artigues
2/27	UAB	O'Toole	Manola	Faulkner	Rosevear	Thomas	Keller	Johnson	Finke	Garcia	Grizzaffi
3/1	TLN	Lauve	Grizzaffi	Faulkner	Rosevear	Thomas	Keller	Johnson	Finke	Garcia	Artigues
3/2	LAT	Guth	Manola	Faulkner	Rosevear	Thomas	Keller	Johnson	Finke	Garcia	Artigues
3/4	at ARK										
3/5	at ARK										
3/6	at ARK										
3/9	at LAT										
3/11	TTU										
3/12	TTU										
3/13	TTU										
3/15	MISS										
3/18	at SAM										
3/19	at SAM										
3/20	at SAM										
3/22	at TLN										
3/25	NICH										
3/26	NICH										
3/27	NICH										
3/29	ULL										
4/1	at UIW										
4/2	at UIW										
4/3	at UIW										
4/5	at USA										
4/6	TROY										
4/8	AMCC										
4/9	AMCC										
4/10	AMCC										
4/12	at USM										
4/14	UNO										
4/15	UNO										
4/16	UNO										
4/19	USA										
4/22	at MCN										
4/23	at MCN										
4/24	at MCN										
4/26	USM										
4/29	at NSU										
4/30	at NSU										
5/1	at NSU										
5/6	HBU										
5/7	HBU										
5/8	HBU										
5/10	at LSU										
5/12	at NICH										
5/13	at NICH										
5/14	at NICH										

DATE	OPPONENT	1	2	3	4	5	6	7	8	9
2/18	SIUE	Keller	Rosevear	Finke	Faulkner	Grizzaffi	Thomas	Garcia	Ray	Salvaggio
2/19	SIUE	Keller	Rosevear	Finke	Faulkner	Thomas	Grizzaffi	Garcia	Welch	Salvaggio
2/20	SIUE	Keller	Finke	Faulkner	Thomas	Grizzaffi	Garcia	Welch	Rosevear	Salvaggio
2/22	at ULL	Keller	Finke	Faulkner	Thomas	Grizzaffi	Garcia	Welch	Rosevear	Salvaggio
2/25	UAB	Keller	Rosevear	Finke	Faulkner	Thomas	Grizzaffi	Leavengood	Garcia	Johnson
2/26	UAB	Keller	Rosevear	Finke	Faulkner	Thomas	Grizzaffi	Artigues	Garcia	Johnson
2/27	UAB	Keller	Rosevear	Faulkner	Grizzaffi	Garcia	Finke	Johnson	Thomas	Manola
3/1	TLN	Keller	Rosevear	Faulkner	Grizzaffi	Finke	Johnson	Garcia	Thomas	Artigues
3/2	LAT	Keller	Finke	Rosevear	Faulkner	Garcia	Johnson	Manola	Thomas	Artigues
3/4	at ARK									
3/5	at ARK									
3/6	at ARK									
3/9	at LAT									
3/11	TTU									
3/12	TTU									
3/13	TTU									
3/15	MISS									
3/18	at SAM									
3/19	at SAM									
3/20	at SAM									
3/22	at TLN									
3/25	NICH									
3/26	NICH									
3/27	NICH									
3/29	ULL									
4/1	at UIW									
4/2	at UIW									
4/3	at UIW									
4/5	at USA									
4/6	TROY									
4/8	AMCC									
4/9	AMCC									
4/10	AMCC									
4/12	at USM									
4/14	UNO									
4/15	UNO									
4/16	UNO									
4/19	USA									
4/22	at MCN									
4/23	at MCN									
4/24	at MCN									
4/26	USM									
4/29	at NSU									
4/30	at NSU									
5/1	at NSU									
5/6	HBU									
5/7	HBU									
5/8	HBU									
5/10	at LSU									
5/12	at NICH									
5/13	at NICH									
5/14	at NICH									

Opponent	Date	#4 Artigues,C	#8 Delaney,J	#22 Faulkner,P	#2 Finke,T	#9 Garcia,C	#1 Grizzaffi,B	#3 Johnson,Jk	#6 Keller,E	#23 Leavengoo	#5 Manola,C	#12 Ray,N
SIU Edwardsville	Feb 18	2-0-1-0	3-0-1-0	4-0-0-0	4-0-2-1	2-1-2-0	4-0-0-0
SIU Edwardsville	Feb 19	1-0-1-0	0-1-0-0	5-0-3-1	3-2-0-0	2-1-0-0	2-0-0-0	4-0-1-2	1-0-0-0
SIU Edwardsville	Feb 20	3-0-0-1	4-0-0-0	3-0-0-0	3-1-1-0	3-0-1-0	0-1-0-0	5-0-0-0	0-0-0-0	1-0-0-0
Louisiana	Feb 22	1-0-0-0	4-0-1-1	5-1-1-0	4-1-1-1	4-2-1-0	1-0-0-0	3-0-1-1	1-0-0-0	0-0-0-0
UAB	Feb 25	0-0-0-0	3-0-1-2	5-1-1-2	4-0-0-0	4-0-3-2	4-1-1-0	3-3-2-1	3-0-0-0
UAB	Feb 26	2-0-0-0	3-0-0-0	4-0-0-0	4-2-2-1	4-0-0-0	3-1-0-0	5-1-1-0	1-0-0-0
UAB	Feb 27	3-0-1-1	2-1-1-0	3-0-0-0	4-1-1-0	4-0-0-0	5-0-1-0	4-1-1-1	2-0-0-0
Tulane	Mar 01	4-0-1-0	1-0-0-0	4-1-1-0	1-0-0-0	2-0-0-0	2-0-0-0	4-0-0-0	3-0-1-0	1-0-0-0	2-0-0-0
Louisiana Tech	Mar 02	2-1-0-0	1-0-0-0	3-0-1-0	4-0-1-2	3-0-0-0	0-0-0-0	2-0-0-0	4-0-1-1	1-0-0-0
Opponent	Date	#16 Rosevear,R	#15 Salvaggio,T	#30 Thomas,S	#19 Welch,T							
SIU Edwardsville	Feb 18	2-0-0-0	3-0-0-0	4-0-2-0							
SIU Edwardsville	Feb 19	5-0-0-0	3-0-1-0	2-0-0-0	3-0-1-0							
SIU Edwardsville	Feb 20	2-0-1-0	1-0-0-0	2-0-0-0	3-1-2-1							
Louisiana	Feb 22	4-0-1-0	1-1-0-0	3-0-1-1	3-0-0-0							
UAB	Feb 25	3-2-1-0	3-0-0-0							
UAB	Feb 26	3-0-2-2	3-0-0-0							
UAB	Feb 27	5-2-3-1	3-0-0-0	Def							
Tulane	Mar 01	1-0-0-0	1-0-0-0	2-0-1-0	2-0-0-0							
Louisiana Tech	Mar 02	3-0-1-0	2-2-0-0	0-1-0-0							

Opponent	Date	#21 Aspholm,D	#23 Bartley,K	#25 Batty,B	#27 Crayton,E	#29 Dugas,D	#31 Guth,A	#33 Harrington
SIU Edwardsville	Feb 18	1.0-2-0-0-1-0
SIU Edwardsville	Feb 19	0.0-0-0-0-1-0	1.2-1-0-0-0-1
SIU Edwardsville	Feb 20
Louisiana	Feb 22	1.0-1-0-0-0-0	2.0-0-0-0-0-2
UAB	Feb 25	2.0-0-0-0-1-5	1.0-0-0-0-1-1
UAB	Feb 26	1.0-0-0-0-0-1
UAB	Feb 27	1.0-5-4-4-0-1
Tulane	Mar 01	1.2-3-2-2-1-1	0.1-3-7-3-2-1	1.0-1-1-1-2-1
Louisiana Tech	Mar 02	2.0-0-0-0-2-0	*3.0-4-2-2-1-4	1.0-2-1-1-0-1
Opponent	Date	#29 Kinzeler,W	#24 Landry,A	#32 Lauve,L	#26 O'Toole,H	#45 Potter,A	#38 Reynolds,R	#37 Robb,H
SIU Edwardsville	Feb 18	*6.0-2-0-0-4-4
SIU Edwardsville	Feb 19	2.1-0-0-0-0-5	*5.0-2-3-3-2-7
SIU Edwardsville	Feb 20	*5.0-9-7-7-1-10	1.0-3-2-2-0-0	2.0-1-0-0-0-0
Louisiana	Feb 22	0.1-3-2-2-0-0	*3.0-3-2-2-2-3	1.0-2-2-2-1-1
UAB	Feb 25	*5.0-8-3-3-2-5
UAB	Feb 26	1.0-1-0-0-1-0	2.0-5-3-3-0-2	*5.0-6-3-2-3-2
UAB	Feb 27	1.1-0-1-1-3-3	*5.0-4-1-1-2-6
Tulane	Mar 01	*2.1-6-9-7-2-3	1.0-0-0-0-0-2
Louisiana Tech	Mar 02	1.0-0-0-0-1-0
Opponent	Date	#11 Smith,N	#10 Trahan,G	#43 Westcott,C	#42 Yuratich,A			
SIU Edwardsville	Feb 18	2.0-1-0-0-0-3			
SIU Edwardsville	Feb 19			
SIU Edwardsville	Feb 20	1.0-2-1-1-0-1			
Louisiana	Feb 22	2.0-1-0-0-1-2			
UAB	Feb 25	1.0-2-1-1-2-0			
UAB	Feb 26			
UAB	Feb 27	1.2-2-0-0-0-1			
Tulane	Mar 01	1.0-2-3-3-2-2	1.0-0-0-0-0-1	0.2-1-1-1-1-0			
Louisiana Tech	Mar 02	2.0-0-0-0-0-2			

NCAA Statistics

Southeastern La. - 2021-22 Baseball Ranking Summary thru games 03/02/2022



Statistic	National Rank	Conference Rank	Value	National Leader	Value	Conference Leader	Value
Base on Balls (290 ranked)	42	3	46	Tennessee	76	Nicholls	53
Batting Average (291 ranked)	259	7	0.206	NC State	0.391	McNeese	0.279
Double Plays (288 ranked)	16	1	8	Gonzaga New Mexico	12	A&M-Corpus Christi 12 Southeastern La.	8 8
Double Plays Per Game (288 ranked)	44	2	0.89	Arkansas Gonzaga New Mexico	1.50 1.50 1.50	New Orleans	1.00
Doubles (291 ranked)	146	3	12	Tennessee	30	Nicholls	15
Doubles Per Game (290 ranked)	207	6	1.33	Tennessee	3.75	UIW	1.60
Earned Run Average (291 ranked)	180	8	5.86	Texas	0.67	McNeese	1.73
Fielding Percentage (291 ranked)	81	2	0.974	Liberty	0.993	UIW	0.979
Hit Batters (282 ranked)	89	4	11	Niagara	25	Nicholls	15
Hit by Pitch (282 ranked)	2	1	26	LSU	28	Southeastern La.	26
Hits (291 ranked)	197	6	57	Wake Forest	127	Nicholls	83
Hits Allowed Per Nine Innings (291 ranked)	180	7	9.74	Iowa	3.86	McNeese	5.42
Home Runs (266 ranked)	204	5	3	Tennessee	25	Nicholls	8
Home Runs Per Game (286 ranked)	236	6	0.33	Tennessee	3.12	Nicholls	0.80
On Base Percentage (291 ranked)	126	4	0.370	Tennessee	0.513	McNeese	0.421
Runs (291 ranked)	202	5	34	Tennessee	121	McNeese	89
Sacrifice Bunts (180 ranked)	69	2	3	The Citadel	14	Houston Baptist	5
Sacrifice Flies (219 ranked)				Tennessee Virginia Tech	10 10	A&M-Corpus Christi Nicholls	6 6
Scoring (291 ranked)	245	7	3.8	Tennessee	15.1	McNeese	9.9
Shutouts (25 ranked)	25	1	1	4 teams tied	4	6 teams tied	1
Slugging Percentage (291 ranked)	247	6	0.303	Tennessee	0.792	McNeese	0.429
Stolen Bases (273 ranked)	9	1	24	Texas Southern	48	Southeastern La.	24
Stolen Bases Per Game (286 ranked)	17	1	2.67	Texas Southern	4.80	Southeastern La.	2.67
Strikeout-to-Walk Ratio (291 ranked)	141	6	2.00	Southern Miss.	6.53	McNeese	5.15
Strikeouts Per Nine Innings (291 ranked)	138	3	9.3	Virginia	14.5	McNeese	12.7
Triple Plays (1 ranked)				Lafayette	1		
Triples (137 ranked)	36	3	3	Arizona	9	McNeese	8
Triples Per Game (220 ranked)	69	3	0.33	Notre Dame	1.17	McNeese	0.89
WHIP (291 ranked)	164	7	1.60	Tennessee	0.74	McNeese	0.88
WL Pct (272 ranked)	154	6	0.444	15 teams tied	1.000	McNeese	0.778
Walks Allowed Per Nine Innings (291 ranked)	156	6	4.65	Texas A&M	1.75	UIW	2.45

Statistic	Player	National Rank	Conference Rank	Value	National Leader	Value	Conference Leader	Value
Base on Balls (133 ranked)	Shea Thomas Preston Faulkner Evan Keller	15 133 133	1 7 7	10	Trevon Dabney, James Madison	13	Reid Bourque, McNeese Shea Thomas, Southeastern La.	10 10
Base on Balls Per Game (84 ranked)	Shea Thomas	76	1	1.11	Jake Artz, Saint Joseph's	1.67	Reid Bourque, McNeese Shea Thomas, Southeastern La.	1.11 1.11
Batting Average (248 ranked)					Jake Gelof, Virginia	0.636	Wes Toups, Nicholls	0.450
Complete Games (9 ranked)					8 players tied	2		
Doubles (60 ranked)					Ted Burton, Michigan Michael Carico, Davidson Sonny DiChiara, Auburn	7 7 7	Ridge Rogers, UIW Daunte Stuart, Northwestern St.	4 4
Doubles Per Game (100 ranked)					Wyatt Henseler, Penn Ryan Ignoffo, Eastern Ill. Jack Stroth, Little Rock	1.00 1.00 1.00	Ridge Rogers, UIW	0.80
Earned Run Average (198 ranked)					80 players tied	0.00	Collin Horton, New Orleans Michael Garza, UIW Otto Stacey, UIW	0.00 0.00 0.00
Games Started (16 ranked)	Will Kinzeler Lance Lauve Hunter OToole Hayden Robb	16 16 16 16	3 3 3 3	2	15 players tied	3	Leo Perez, A&M-Corpus Christi Hayden Thomas, A&M-Corpus Christi	3 3
Hit Batters (71 ranked)					Evan Wilde, Niagara	9	Devin Desandro, Nicholls Hayden Thomas, A&M-Corpus Christi	4 4
Hit By Pitch Per Game (146 ranked)	Rhett Rosevear	9	1	0.78	Brian Ellis, FGCU	0.89	Rhett Rosevear, Southeastern La.	0.78
Hit by Pitch (88 ranked)	Rhett Rosevear Preston Faulkner Tyler Finke Christian Garcia Bryce Grizzaffi	2 88 88 88 88	1 8 8 8 8	7	Brian Ellis, FGCU	8	Rhett Rosevear, Southeastern La.	7
Hits (147 ranked)					Tommy White, NC State	20	Brendan Ryan, A&M-Corpus Christi	14
Hits Allowed Per Nine Innings (150 ranked)					Robert Chaney, Hartford Drake Quinn, Marist	0.00 0.00	Collin Horton, New Orleans	1.93
Hits Per Game (137 ranked)					Ryan Ignoffo, Eastern Ill. Tommy White, NC State	2.50 2.50		
Home Runs (122 ranked)					Tommy White, NC State	9	Bo Willis, Northwestern St.	3
Home Runs Per Game (99 ranked)					Tommy White, NC State	1.12	Bo Willis, Northwestern St.	0.50
On Base Percentage (146 ranked)					Trevon Dabney, James Madison	0.717	Wes Toups, Nicholls	0.593
Pitching Appearances (78 ranked)	Trey Harrington Gage Trahan Daniel Dugas Andrew Landry Reid Reynolds	6 6 78 78 78	1 1 5 5 5	5	Shawn Rapp, North Carolina	7	4 players tied	5
Runs (123 ranked)					Devonte Brown, NC State	19	Brad Burckel, McNeese	14
Runs Batted In (114 ranked)					Tommy White, NC State	29	Pearce Howard, New Orleans Leo Markotic, A&M-Corpus Christi Bo Willis, Northwestern St.	11 11 11
Runs Batted In Per Game (141 ranked)					Tommy White, NC State	3.62	Bo Willis, Northwestern St.	1.83
Runs Per Game (147 ranked)					Devonte Brown, NC State	2.38	Brad Burckel, McNeese	1.56
Sacrifice Bunts (102 ranked)	Christian Garcia Bryce Grizzaffi Rhett Rosevear	102 102 102	2 2 2	1	Tilo Skole, The Citadel	7	Tyler Linneweber, A&M-Corpus Christi	2
Sacrifice Bunts Per Game (123 ranked)					Tilo Skole, The Citadel	0.88	Tyler Linneweber, A&M-Corpus Christi	0.20
Sacrifice Flies (121 ranked)					Reagan Burford, Ole Miss Jaylon Deshazier, Arkansas St.	4 4	4 players tied	2
Saves (66 ranked)	Trey Harrington Gage Trahan	12 66	2 5	2	5 players tied	4	Cameron Foster, McNeese	3
Slugging Percentage (227 ranked)					Jake Gelof, Virginia	1.682	Wes Toups, Nicholls	0.800
Stolen Bases (140 ranked)	Evan Keller Rhett Rosevear Tyler Finke Bryce Grizzaffi	13 80 140 140	1 6 7 7	7	Johnathon Thomas, Texas Southern	18	Evan Keller, Southeastern La.	7
Stolen Bases Per Game (146 ranked)	Evan Keller Rhett Rosevear	27 146	1 7	0.78 0.44	Johnathon Thomas, Texas Southern	1.80	Evan Keller, Southeastern La.	0.78
Strikeout-to-Walk Ratio (149 ranked)					35 players tied	0.00	Ty Abraham, McNeese Michael Garza, UIW Carson Rollins, UIW	0.00 0.00 0.00
Strikeouts (133 ranked)	Hunter OToole	70	2	16	Thatcher Hurd, UCLA	25	Grant Rogers, McNeese	21
Strikeouts Per Nine Innings (146 ranked)	Hunter OToole	62	2	14.40	Chase Dollander, Tennessee	18.90	Grant Rogers, McNeese	15.75
Total Bases (135 ranked)					Tommy White, NC State	48	Brendan Ryan, A&M-Corpus Christi	22
Toughest to Strike Out (143 ranked)					11 players tied	0.0	Jeissy De la Cruz, New Orleans	23.0
Triples (52 ranked)	Tyler Finke Christian Garcia Rhett Rosevear	52 52 52	3 3 3	1	5 players tied	3	Max Puls, A&M-Corpus Christi Schuyler Thibodaux, McNeese	2 2
Triples Per Game (117 ranked)					Dionte Brown, Norfolk St.	0.50	Max Puls, A&M-Corpus Christi	0.20
Victories (145 ranked)	Daniel Dugas Will Kinzeler Andrew Landry Reid Reynolds	145 145 145 145	3 3 3 3	1 1 1 1	5 players tied	3	Tyler LeBlanc, New Orleans Grant Rogers, McNeese	2 2
WHIP (146 ranked)					Gordon Ingebritson, UC Irvine	0.11	Michael Garza, UIW	0.29

THE LAST TIME THE LIONS ...

Won 10-straight games	10 - March 3-18, 2017
Won 5-straight road games	8 - March 26, 2021-April 18
Won 5-straight conference games	5 - April 11, 2021-April 18
Won 10-straight conference games	13 - May 10, 2015 - March 26, 2016
Won 5-straight conference home games	6 - March 9, 2019-April 13, 2019
Won 5-straight conference road games	8 - March 26, 2021-April 18
Won a 1-0 game	Feb. 18, 2022 vs. SIUE
Won in a walkoff	Feb. 19, 2022 vs. SIUE, 4-3
Won in extra innings	April 18, 2021 at SFA, 9-6 (8)
Played 12+ innings	March 19, 2021 at UIW, L 6-5 (13)
Scored 10+ runs in an inning	April 30, 2016 vs. HBU, 18-2
Scored 10+ runs in three straight games	3 - Feb. 20-21, 2021 vs. MVSU
Scored 15+ runs	Feb. 21, 2021 vs. MVSU, 17-0
Scored 20+ runs	Feb. 20, 2021 vs. MVSU, 23-0
Shut out an opponent (9-inning game)	Feb. 18, 2022 vs. SIUE, 1-0
Back-to-back shutouts	Feb. 20-21, 2021 vs. MVSU
Swept a series (3+)	April 17-18, 2021 at SFA
Swept back-to-back conference series	2016 - HBU and Lamar
Swept four or more series (3+)	2021 - MVSU, TROY, SHSU, Lamar, SFA
Swept a conference series (3+)	April 17-18, 2021 at SFA
Swept a home series (3+)	March 12-14, 2021 vs. Sam Houston
Swept a road series (3+)	April 17-18, 2021 at SFA
Swept a non-conference series (3+)	March 5-7, 2021 vs. Troy
Swept a road conference series (3+)	April 17-18, 2021 at SFA
Away tournament won	March 3-5, 2017 - Cox Diamond Invitational
Run-ruled a conference opponent	May 20, 2021 vs. HBU, 10-0 (8)
Hit back-to-back home runs	May 8, 2021 - Keller & Finke vs. Nicholls
Hit four+ home runs in a game	March 22, 2019 vs. ACU, 14-1
Homered in 5+ straight games	7 - March 31-April 11, 2018
Had 15-19 hits in a game	15 - Feb. 20 vs. MVSU (23-0)
Had 20+ hits in a game	22 - Feb. 21 vs. MVSU (17-0)
Had 25+ hits in a game	25 - 1976
Had 10+ hits in five straight games	6 - March 13-22, 2016
No-hit an opponent	March 3, 2013 - Jordan Hymel vs. TXSO
One-hit an opponent	March 6, 2019 - 4 pitchers vs ULM
Walked 10+ batters	15 - Feb. 26, 2020 at ULM
Turned a triple play	April 3, 2018 vs. Alcorn St. (5-4-3-6)

THE LAST TIME A LION OPPONENT ...

Won 5-straight games	6 - May 24, 2018-Feb. 19, 2019
Won 5-straight conference games	5 - March 18-26, 2005
Won a 1-0 game	May 3, 2006 vs. SUBR
Won in extra innings	Feb. 22, 2022 at ULL, 6-5 (10 innings)
Shut out SLU	April 2, 2021, 5-0 vs. MCN (7 innings)
Shut out SLU in Hammond	April 2, 2021, 5-0 vs. MCN (7 innings)
Shut out SLU in consecutive games	April 4-5, 2008 at UTSA
Swept a non-conference home series (3+)	February 15-17, 2019 vs. Louisiana Tech
Swept a non-conference road series (3+)	February 25-28, 2021 at #19 Arizona
Swept a conference home series (3+)	May 20-22, 2010 vs. NWST
Swept a conference road series (3+)	May 14-15, 2021 at AMCC
Run-ruled SLU in a conference game	May 24, 2013 vs. Lamar, 12-2 (7)
No-hit SLU	March 6, 2020 at Central Arkansas

THE LAST TIME A LION HITTER ...

Had a walk-off hit	Eli Johnson, 3/13/21 vs. Sam Houston
Hit a walk-off home run	Taylor Schwaner, 3/8/17 vs. WVU
Hit a home run to begin the game	Cody Grosse, 3/15/19 at Oklahoma St.
Hit two home runs	Jacob Burke, 5/28/21 vs. UNO
Hit three home runs	Nick Ray, 3/22/19 vs. ACU
Homered in consecutive games	Preston Faulkner, 3/7-12/21 vs. Troy, SHSU
Homered in three straight games	Taylor Schwaner, 6/2-4/17 vs. Rice/LSU/Rice
Hit a grand slam	Preston Faulkner, 5/22/21 vs. HBU
Hit an inside the park home run	Cody Gougler, 3/5/10 vs. Texas Southern
Pinch-hit home run	Brandon Hale, 5/22/21 vs. HBU
Hit for the cycle	Taylor Schwaner, 2/20/17 vs. No. 18 ULL
Had 4 hits in a game	Jacob Burke & Preston Faulkner, 3/12/21
Had 5+ hits in a game	Jacob Seward, 4/25/15 at HBU
Had 3 doubles in a game	Preston Faulkner, 4/17/19 at McNeese
Had 2 triples in a game	Brennan Breaud, 4/27/19 at AMCC
Scored 4 runs in a game	Jacob Burke, 2/20/21 DH-2 vs. MVSU
Scored 5+ runs in a game	Sam Roberson, 4/2/14 vs. Alcorn
Had a 4 RBI game	Preston Faulkner, 5/22/21 vs. HBU
Had a 5 RBI game	Jacob Burke, 5/21/21 vs. MVSU
Had a 6 RBI game	Jacob Burke, 5/28/21 vs. UNO
Had a 7+ RBI game	Taylor Schwaner, 4/27/18 vs. SFA
Stole 3 bases in a game	Jacob Burke, 3/20/21 at UIW
Stole 4+ bases in a game	Tony Suarez, 4/2/06 at SHSU
Straight steal of home	Evan Keller, 5/8/21 vs. Nicholls (DH-1)
Walked three times in a game	Preston Faulkner 5/26/21 vs. NWST
Walked four+ times in a game	Drew Avans, 2/17/18 vs. SIUE

THE LAST TIME A LION PITCHER ...

Threw a complete game	
(9 innings)	Brennan Stuprich, 4/25/21 at UNO (W, 7-0)
(<9 innings)	Will Warren (8), 5/20/21 vs HBU (W, 10-0)
Threw a shutout	
(9 innings)	Brennan Stuprich, 4/25/21 at UNO (W, 7-0)
(<9 innings)	Will Warren (8), 5/20/21 vs HBU (W, 10-0)
Threw a non-shutout CG (9 innings)	Corey Gaconi, 4/19/19 at NICH (W, 3-1)
Threw 10+ innings in a start	Bernard Robert, 5/25/05 at NWST (10 IP)
A start into the 10th inning	Corey Gaconi, 3/18/19, vs. UCA (9.2 IP)
Struck out 10+ batters	Hunter O'Toole, 2/20/22 vs. SIUE (10 K)
Hit three batters in a game	Justin Simanek, 2/15/20 vs. La. Tech
Threw a one-hitter (9 innings)	Kirk Bullinger, 5/8/92 vs. FIU
Threw a no-hitter (9 innings)	Jordan Hymel, 3/3/13 vs. TXSO
Wins in both ends of a DH	
Saves in both ends of a DH	Trey Shaffer, 5/8/21 vs. NICH