



ARKANSAS RAZORBACKS

2 0 2 2 M E D I A G U I D E



CATALON

STROMBERG

JEFFERSON

POOL



WHAT'S INSIDE

Quick Facts.....	4
Head Coach Sam Pittman.....	6-7
Assistant Coaches.....	8-26
Support Staff.....	28-32
2022 Roster.....	36-37
Returning Players.....	40-77
Newcomers.....	78-89

2021 RECAP

2021 Game Recaps.....	90-102
2021 Statistics.....	104-112

HISTORY

1964 National Championship.....	114
National Award Winners.....	116-123
All-Americans.....	124-125
All-SEC Selections.....	126-127
SEC Weekly Awards.....	128
All-SWC Selections.....	130
Retired Numbers.....	132
Honors.....	134-139
All-Time Letterwinners.....	140-145
All-Time Coaching Staffs.....	146-147
All-Time Overall Records.....	148-149
Season-by-Season Results.....	150-160
vs. All-Time Opponents.....	161

vs. 2022 Opponents.....	162-163
Overtime Games.....	164
Bowl History.....	165
Bowl Records.....	166-167

PRO HOGS

Pro Hogs in the Draft.....	168-170
Pro Hogs in the NFL.....	172-175
Pro Hogs in the Super Bowl.....	176

RECORD BOOK

Individual Rushing.....	178-181
Individual Passing.....	182-184
Individual Receiving.....	186-187
Individual Total Offense.....	188
Individual All-Purpose.....	189
Individual Kicking.....	190-191
Individual Punting.....	192
Individual Returns.....	193-194
Individual Defense.....	195
Individual Longest Touchdowns.....	196
Individual Yearly Leaders.....	197-202
Team Rushing.....	203
Team Passing.....	204
Team Offense.....	205
Team Punts>Returns/Scoring.....	206

Team Miscellaneous.....	207
Team Rushing Defense.....	208
Team Passing Defense.....	209
Team Defense.....	210
Team Yearly Offense.....	211
Team Yearly Defense.....	212
NCAA/SEC/SWC Individual Leaders.....	213
SEC/SWC Team Leaders.....	214
Opponents and Attendance.....	215

UNIVERSITY

Media Information.....	216
Razorback Sports Properties.....	217
Vice Chancellor and Director of Athletics Hunter Yurachek.....	218-219
Facilities.....	220-225
Head Coaches.....	226
Senior Athletics Staff.....	227
University of Arkansas.....	228-231
Interim Chancellor Dr. Charles F. Robinson.....	232
Board of Trustees & Faculty Athletics Representative.....	234
The SEC.....	236
SEC Championship Game.....	238
Razorback Foundation.....	240



CREDITS

The official 2022 Arkansas Football Media Guide is published by the University of Arkansas and Learfield.

Editors: Kyle Parkinson, Associate AD/Communications; Oliver Grigg, Assistant Communications Director; Grace Tafolla, Assistant Communications Director. Editorial Staff: Rick Thorpe, Deputy AD for External Engagement; Kevin Trainor, Associate AD for Public Relations; Jimmy Sanchez, Director of Marketing; Jeri Thorpe, Director of Licensing. Design: Learfield; AJ Enloe, Graphic Designer; Mason Rindfleisch, Graphic Designer; Taylor McGillis, Associate AD for Marketing & Brand Development. Photography: Walt Beazley, Getty Images, SEC Office, University Relations, National Football Foundation, Little Rock TD Club, Gunnar Rathbun, Beth Hall, Wesley Hitt, Christina Long, Tom Ewart, Melissa Purdy, Gary Yandell, John Bunch, Erica Erck Photography, Kevin Koski, James D. Smith, Eric Alder/New England Patriots, Buffalo Bills, Dallas Cowboys, Detroit Lions, Los Angeles Chargers, Philadelphia Eagles, Seattle Seahawks.

RAZORBACK SPORTS PROPERTIES

General Manager: Justin DeLille; Associate General Manager: Todd Curtis; Senior Account Executives: Sean Rochelle, Will Roth, Jacqueline Gibson; Senior Coordinator, Partnership Services: Caroline Brock; Coordinator, Partnership Services: Travean Caldwell, Mason Conerly; Social Content Specialist: AJ Enloe

LEARFIELD

President and CEO, LEARFIELD: Cole Gahagan

LEARFIELD PUBLISHING

Managing Editor: Jonathan Stark; Project Editors: Matt Montavon, Casey Castle, Andrew Campbell, Seth Raborn, Jen Brown, Sheila Morrigan; Project Designer: Kristy Marques; Vice President, Publishing: Kirk Phillips; Directors: Chad Laytham, Matt Coy, Jason Crisler, Clerrinda Queen; Managers: Richard Groves, Kimberly Sanders; Senior Publication Specialist: Dan Peters; Senior Graphic Designer: Sarah Jane Snowden; Graphic Designer: Kim Hoskins





QUICK FACTS

GENERAL INFORMATION

LOCATION: Fayetteville, Ark.

FOUNDED: 1871

NICKNAME: Razorbacks

ENROLLMENT: 29,608

OFFICIAL ATHLETICS WEBSITE: ArkansasRazorbacks.com

INTERIM CHANCELLOR: Dr. Charles Robinson (Houston)

FACULTY ATHLETICS REPRESENTATIVE: TBA

CONFERENCE: Southeastern (West)

COLORS: Cardinal (PMS 201) and White

STADIUM (CAPACITY): Donald W. Reynolds Razorback Stadium (76,000)

Location: Fayetteville, Ark.

Playing Surface: Natural Grass

Record: 199-108-2 (.647)

STADIUM (CAPACITY): War Memorial Stadium (54,120)

Location: Little Rock, Ark.

Playing Surface: Field Turf

Record: 152-62-4 (.706)

STADIUM (CAPACITY): AT&T Stadium (71,815)

Location: Arlington, Texas

Playing Surface: Matrix Field Turf

Record: 5-6 (.455)

FOOTBALL INFORMATION

2021 OVERALL RECORD: 9-4

2021 SEC RECORD/FINISH: 4-4/T-3rd (West)

HEAD COACH: Sam Pittman (3rd year)

ASSOCIATE HEAD COACH/DEFENSIVE COORDINATOR/SAFETIES: Barry Odom

ASSISTANT HEAD COACH/SPECIAL TEAMS COORDINATOR: Scott Fountain

OFFENSIVE COORDINATOR: Kendal Briles

CORNERBACKS: Dominique Bowman

TIGHT ENDS: Dowell Loggains

OFFENSIVE LINE: Cody Kennedy

DEFENSIVE LINE: Deke Adams

LINEBACKERS: Michael Scherer

RUNNING BACKS: Jimmy Smith

WIDE RECEIVERS: Kenny Guiton

DIRECTOR OF STRENGTH & CONDITIONING: Jamil Walker

LETTERWINNERS RETURNING/LOST

Total: 43/34 (12 returning starters)

Offense: 20/15 (6 returning starters)

Defense: 21/16 (4 returning starters)

FIRST YEAR OF FOOTBALL: 1894

ALL-TIME RECORD: 729-525-40 (.579 in 128 seasons)

ALL-TIME CONFERENCE RECORD: 347-337-18 (.507 in 108 seasons)

SOUTHEASTERN CONFERENCE (1992-PRESENT): 98-142-2 (.409 in 30 seasons)

SOUTHWEST CONFERENCE (1915-91): 249-195-16 (.559 in 78 seasons)

ALL-TIME BOWL RECORD: 16-24-3 (.407)

NATIONAL CHAMPIONSHIPS: 1 - 1964 (FWAA and Helms Athletic Foundation)

CONFERENCE CHAMPIONSHIPS: 13 (SWC)

1936, 1946, 1954, 1959, 1960, 1961, 1964, 1965, 1968, 1975, 1979, 1988, 1989

SEC WESTERN DIVISION CHAMPIONSHIPS: 4 - 1995, 1998, 2002, 2006

ALL-AMERICA SELECTIONS: 62 players, 85 times

ALL-CONFERENCE SELECTIONS (FIRST TEAM ONLY): 221 players, 324 times

ALL-SEC (FIRST TEAM ONLY): 49 players, 88 times

ALL-SWC (FIRST TEAM ONLY): 172 players, 236 times

ALL-TIME NFL DRAFT PICKS: 275 (24 in first round)

2022 FOOTBALL SCHEDULE

Sept. 3	Cincinnati.....	Fayetteville, Ark.
Sept. 10	South Carolina*	Fayetteville, Ark.
Sept. 17	Missouri State.....	Fayetteville, Ark.
Sept. 24	vs. Texas A&M*	Arlington, Texas
Oct. 1	Alabama*	Fayetteville, Ark.
Oct. 8	at Mississippi State*	Starkville, Miss.
Oct. 15	at BYU	Provo, Utah
Oct. 29	at Auburn*	Auburn, Ala.
Nov. 5	Liberty	Fayetteville, Ark.
Nov. 12	LSU*	Fayetteville, Ark.
Nov. 19	Ole Miss*	Fayetteville, Ark.
Nov. 25	at Missouri*	Columbia, Mo.

*denotes SEC game

FOOTBALL COMMUNICATIONS

KYLE PARKINSON, ASSOCIATE AD FOR COMMUNICATIONS

Phone: 479-387-4753 (cell)

Email: kparkin@uark.edu

OLIVER GRIGG, ASSISTANT DIRECTOR OF COMMUNICATIONS

Phone: 479-502-6577 (cell)

Email: ogrigg@uark.edu

GRACE TAFOLLA, ASSISTANT DIRECTOR OF COMMUNICATIONS

Phone: 479-684-9591 (cell)

Email: gtafolla@uark.edu

MAILING ADDRESS: Communications Office, P.O. Box 7777, Fayetteville, AR 72702

OVERNIGHT ADDRESS: Communications Office, 350 N Razorback Road, Fayetteville, AR 72701

PRESS BOX PHONE (RAZORBACK STADIUM): 479-575-6622

PRESS BOX PHONE (WAR MEMORIAL STADIUM): 501-663-0514

FOOTBALL STAFF

SAM PITTMAN (Pittsburg St. (Kan.) 1986).....Head Coach

BARRY ODOM (Missouri 2000).....Assoc. Head Coach/Defensive Coordinator/Safeties

SCOTT FOUNTAIN (Samford 1988).....Special Teams Coordinator

KENDAL BRILES (Houston 2005).....Offensive Coordinator/Quarterbacks

DEKE ADAMS (Southern Miss 1995).....Defensive Line

DOMINIQUE BOWMAN (Lambuth 2008).....Cornerbacks

KENNY GUITON (Ohio State 2013).....Wide Receivers

CODY KENNEDY (Southeastern Louisiana 2012).....Offensive Line

DOWELL LOGGAINS (Arkansas 2003).....Tight Ends

MICHAEL SCHERER (Missouri 2016).....Linebackers

JIMMY SMITH (Fayetteville State 2002).....Running Backs

JAMIL WALKER (Wisconsin 2008).....Director of Strength & Conditioning

ED ELLIS (Alabama 1987).....Sr. Associate Director of Strength & Conditioning

EMMANUEL HIBBLER (Wheaton College 2012).....Asst. Strength Coach

NICK TULLOCH (W. Connecticut State 2016).....Asst. Strength Coach

PATRICK DOHERTY.....Director of Football Operations

AMANDA GILPIN.....Asst. Director of Football Operations

FERNANDO VELASCO.....Director of Player Development

DANNY WHEELER.....Asst. Strength Coach

MICHAEL ANTHONY.....Quality Control - Offense

MARK CALA.....Quality Control - Offense

KELVIN GREEN.....Quality Control - Defense

JAKE TRUMP.....Quality Control - Defense

NICK MATHEWS.....Quality Control - Defense

DE'VION WARREN.....Quality Control - Offense

CHRIS HURD.....Special Teams Analyst

JALEN HARRIS.....Graduate Assistant - Special Teams

MASON HUTCHINS.....Graduate Assistant - Defense

KEITH JONES.....Graduate Assistant - Defense

RYAN YURACHEK.....Graduate Assistant - Offense

BUTLER BENTON.....Executive Director of Recruiting & Player Personnel

CARINA HARGREAVES.....Director of Recruiting

MADDIE POOL.....Director of On-Campus Recruiting Operations

TAYLOR CLEMENTS.....On-Campus Recruiting Coordinator

CHARLIE WILLIAMS.....NFL Liaison/Personnel Analyst

BRIAN OVERTON.....Asst. Director of Player Personnel & Recruiting

JP SINUK.....Creative Media Assistant

JULIA ZALEWSKI.....Director of Football Nutrition

DAVE POLANSKI.....Director of Athletic Training

TAMARIA HIBBLER.....Assistant Athletic Trainer

JON MELIA.....Assistant Athletic Trainer

CHRIS COOVER.....Assistant Athletic Trainer

DALTON WITHROW.....Director of Football Equipment Operations

MATT SAUCIER.....Asst. Football Equipment Manager

DUSTIN SHIPPEY.....Director of Football Video

JACOB TEPP.....Asst. Director of Football Video

LAURIE HICKS.....Administrative Assistant - Head Coach

MICHELE CLEMENTS.....Administrative Assistant



HEAD COACH SAM PITTMAN

Sam Pittman, one of the nation's premier recruiters, was named the 34th head coach in Razorback history prior to the 2020 season and has led one of the most remarkable program turnarounds in college football since taking the helm.

Preaching belief, it did not take long for Pittman to make the state proud. After restoring belief in his first season as the head coach, Pittman pushed the program back onto the national scene in just his second year. The Razorbacks won eight games combined in the three seasons prior to Pittman's arrival before winning nine games in 2021, including an Outback Bowl victory over Penn State, for the program's most wins in a decade. Arkansas finished the season ranked No. 21 in the Associated Press Poll and No. 20 in the USA Today Coaches' Poll, ending the season ranked for the first time since 2011.

The Hogs started the 2021 season 4-0 and rose to No. 8 in the Associated Press poll early in the season – the team's highest ranking since 2011 – and later set a program first by being listed in consecutive College Football Playoff rankings after the Razorbacks beat No. 17 Mississippi State. For the first time in history, the Hogs also captured all three of the program's trophy games, beating No. 7 Texas A&M in the Southwest Classic, winning at LSU to recapture the Golden Boot and topping Missouri in the season finale to earn the Battle Line Rivalry trophy. Pittman and the Razorbacks entered the postseason with eight wins – the most regular season victories at Arkansas since 2011 – before adding a fourth trophy to the case with a 24-10 win over the Nittany Lions in Tampa, Florida at the Outback Bowl.

Pittman's players have also been in the spotlight over the last two seasons. Linebacker Grant Morgan became the first Razorback in history to win the Burlsworth Trophy – given annually to the nation's best player who started his career as a walk-on – and just the 16th Hog ever to earn Walter Camp Football Foundation All-America honors. Earlier this spring, Treyton Burks became the first Arkansas player to be selected in the first round of the NFL Draft since 2018 when Pittman protégé Frank Ragnow was taken 20th overall. Burks went 16th overall to Tennessee after being named a First-Team All-SEC wide receiver. Montaric Brown earned All-SEC first team honors this past season before being selected by the Jacksonville Jaguars. Burks and Brown were joined by John Ridgeway (Dallas Cowboys) to give Arkansas their most players selected in the NFL Draft since 2019.



Pittman's program has also proven strong on the recruiting trail. The Razorbacks have hauled in consecutive Top 30 classes while also finding impact players in the transfer portal. This past fall, freshmen running backs Raheim Sanders and AJ Green, along with wide receiver Ketron Jackson and defensive back Jayden Johnson, all made significant contributions, with Sanders being one of four Hogs to eclipse 500 yards rushing. The 2021 team also featured five impact players from the transfer portal, including Ridgeway.

Under the first-year head coach in 2020, Arkansas compiled a 3-7 record against an ultra-challenging SEC-only schedule in a season marred by the COVID-19 pandemic. In week two, the Razorbacks defeated No. 16 Mississippi State on the road, 21-14, snapping a 20-game SEC losing streak and claiming their first win against a ranked team since November 2016. Pittman oversaw immediate change on both sides of the ball with the offense averaging 51 more total yards per game and the defense forcing seven more interceptions than the 2019 team. Linebacker Grant Morgan earned Walter Camp second-team All-America honors, becoming the 16th Razorback in program history to earn the nod from the nation's oldest All-America team. Pittman guided the Razorbacks to their 43rd all-time bowl berth, becoming the fifth coach in school history to lead the team to a bowl in his first season and first since Houston Nutt in 1998 (Florida Citrus Bowl). The 2020 Texas Bowl, however, was canceled due to COVID-19 issues within TCU's program.

Before his return to Fayetteville, Pittman spent four seasons on staff at Georgia, culminating in the 2019 season when he served as associate head coach and offensive line coach for the Bulldogs. He arrived in Athens in 2016 as the offensive line coach as part of Kirby Smart's first staff. In his four seasons with the Bulldogs Pittman helped Georgia to unprecedented success including three-straight Southeastern Conference Eastern Division titles. Pittman's linemen paved the way for the Bulldogs' rushing attack in 2019 led by D'Andre Swift, who finished fourth in the league with 1,216 yards – just ahead of Arkansas' Rakeem Boyd (1,133). Andrew Thomas, Isaiah Wilson and Solomon Kindley led the way up front on Pittman's o-line and later heard their names called in the NFL Draft with Thomas and Wilson going in the first round.





HEAD COACH SAM PITTMAN

The 2017 Bulldogs were a special team, winning 13 games, the SEC championship and making the school's first College Football Playoff appearance - a win over Oklahoma in the Rose Bowl. Georgia's offense that year was the best in the SEC and ninth nationally in rushing, led by Nick Chubb and Sony Michel. During his four seasons in Athens, Pittman was part of a staff that produced four Top 10 recruiting classes, including the nation's No. 1 class in 2018.

An original member of Bret Bielema's staff at Arkansas in 2013, Pittman helped build the Razorbacks' offensive line into one of the league's best. He quickly made an impact, helping Travis Swanson earn first-team All-America honors and Rimington Trophy finalist honors in 2013. His first two offensive lines at Arkansas led the SEC in sacks allowed per game and his offensive line in 2014 paved the way for two 1,000-yard rushers in Jonathan Williams and Alex Collins. The unit averaged 328.4 pounds per player, making it the largest offensive line in the FBS and NFL that season.

In Pittman's final year in Fayetteville his offensive line contributed to an offense that finished second in the SEC in total offense (456.8 ypg), second in scoring (40.2 ppg) and third in passing offense (264.2 ypg). During his tenure with the Razorbacks, Pittman mentored some of the best offensive linemen at Arkansas in recent memory, including Swanson, Sebastian Tretola, Dan Skipper and Frank Ragnow.

The Oklahoma native has coached at seven different Power 5 schools during his 32 years of coaching, including Oklahoma, Missouri, Kansas, North Carolina and Tennessee. With a wealth of experience, Pittman is widely regarded as one of the nation's best offensive line coaches. He has coached 17 players that have been selected in the NFL Draft since 2013, including first round picks Andrew Thomas (4th in 2020), Isaiah Wilson (29th in 2020), Ragnow (20th in 2018), Isaiah Wynn (23rd overall in 2018), Ja'Wuan James (19th overall in 2014) and Jonathan Cooper (7th overall in 2013).

Overall, Pittman has coached seven offensive linemen selected in the first round of the NFL Draft, including Stockar McDougle (20th overall in 2000). Swanson also became the highest drafted Razorback center in school history at the time when he was picked 76th overall in 2014.

Pittman's coaching career began in 1987 as head coach at Princeton (Mo.) HS. He coached at Hutchinson (Kan.) CC for three seasons, including the final two as the head coach, before getting his first FBS opportunity as Northern Illinois' offensive line coach in 1994. He later returned to NIU to help the Huskies to a pair of division championships and two bowl games and was the first assistant head coach in program history. While in DeKalb, Pittman's offensive line paved the way for Garrett Wolfe and Michael Turner, two standout running backs. Wolfe led the nation rushing for 1,928 yards in 2006, while Turner finished second in the nation as a senior at Northern Illinois in 2003 with 1,648 yards.

Pittman got his first experience in the SEC in 2012 when he joined the staff at Tennessee.

Pittman played defensive end at Pittsburg State, where he was a first-team NAIA All-American and twice earned all-conference recognition. He graduated with a bachelor's degree in education in 1986 and was inducted into the PSU Athletics Hall of Fame in 1998. As a senior at Grove High School, Pittman won the state Class 3A shot put title.

He and his wife, Jamie, reside in Fayetteville.



THE PITTMAN FILE

Birthdate Nov. 28, 1961
 Birthplace..... El Reno, Okla.
 High School..... Grove HS - Grove, Okla.
 College Pittsburg State (Kan.), 1986 B.S. Education
 Family Wife - Jamie



FOOTBALL STAFF



BARRY ODOM

Associate Head Coach/
Defensive Coordinator/Safeties

Former Missouri head coach Barry Odom coaches Arkansas' safeties while serving as the team's defensive coordinator and associate head coach.

Odom's defense took another significant step forward in his second season on The Hill in 2021. The Razorbacks' defense allowed just 22.9 points per game - 12 fewer points per game than in 2020 and the fewest for an Arkansas defense since 2014 - and allowed 84 fewer yards of total defense thanks to an improved pass defense. The Hogs' secondary gave up just 214.2 yards per game to rank sixth in the Southeastern Conference. Cornerback Montaric Brown was key as the Razorbacks' lockdown cover man, leading the league with five interceptions to earn First-Team All-SEC honors from SEC coaches while also picking up a first-team nod from Phil Steele to go along with Third-Team All-America status. Brown was a seventh-round pick by Jacksonville in the NFL Draft, making him the second Razorback DB to be selected over the last seven drafts. Jalen Catalon was a force again making 46 tackles and picking off two passes in just six games before an injury cut his season short.

The run defense also evolved to allow just 153.9 yards per game on the ground, the fewest an Arkansas team had allowed since 2015. The team's linebackers had a lot to do with the improvement. Team captain and Burlsworth Trophy winner Grant Morgan led a trio of linebackers that all notched 100+ tackles. Bumper Pool's team-best 125 stops earned him Second-Team All-SEC accolades to go along with Third-Team All-America honors from Phil Steele. Morgan notched his second straight 100-tackle season with 101 and Hayden Henry's 100 tackles gave the Hogs three of the top six tacklers in the SEC. Henry's 12 tackles for loss led the squad and were the most by a Razorback since 2014. Arkansas' defensive line received a big boost from three transfers - John Ridgeway, Markell Utsey and Tre Williams. Ridgeway was, literally, a huge impact up front, making 39 tackles to lead all Arkansas defensive linemen before becoming a fourth-round pick by the Dallas Cowboys. Williams led the Hogs with six sacks.

Under Odom's watch, the Hogs' 18 takeaways during the 2020 campaign ranked 25th nationally. Arkansas' 13 interceptions were second most in the SEC and 13th most in the FBS. The Razorback defense featured the nation's only freshman duo to record three or more interceptions in Hudson Clark (3) and Jalen Catalon (3). The defense improved, allowing nine points per game fewer than 2019, and showed a 10% upgrade on opponent third down conversion percentage. Linebacker Grant Morgan earned first-team All-SEC and Walter Camp second-team All-America honors, becoming the 16th Razorback in program history to earn the nod from the nation's oldest All-America team. Morgan anchored Odom's first defense by leading the nation in tackles per game despite playing in only nine games. Morgan led the SEC in tackles per game to become the third linebacker in Odom's system to lead the league in tackles per game. He paired with fellow linebacker Bumper Pool to produce 212 tackles (Morgan 111, Pool 101). Catalon was also named a FWAA Freshman All-American.

Prior to his arrival at Arkansas, Odom spent four years as head coach at Mizzou, his alma mater, leading the Tigers to a pair of bowl games and finishing the 2018 regular season ranked 23rd in the College Football Playoff poll.

Odom's Missouri teams were known for their stout defenses thanks to his prowess on that side of the ball. The Tigers ended the 2019 regular season as one of the nation's top defenses, ranking 14th nationally and third in the SEC in total defense (312.0 ypg). His defense also did not allow many points, giving up just 19.4 points per game to rank 17th in FBS. The defense was particularly strong against the pass, ranking sixth in the nation and second in the SEC with just 179.3 yards per game allowed. Linebacker Nick Bolton led the way, making a league-leading 107 tackles, earning first-team All-SEC recognition.

Odom became just the fourth coach in Missouri history to lead the Tigers to a bowl game in two of his first three seasons when Mizzou earned a berth in the AutoZone Liberty Bowl in 2018. That Tiger team finished strong for the second year in a row, going 4-0 in November including a 38-17 win at No. 11 Florida that was Missouri's largest road win over a ranked opponent since 2008. His 2017 team won six-straight to finish the regulation season 7-5 and earn a trip to the Texas Bowl. That season saw Odom turn the program around after starting 0-4 in SEC play, winning the next four league games to become the first SEC team to start conference play 0-4 and finish 4-4.

Odom returned to Missouri in 2015 as the program's defensive coordinator and produced immediately with the Tigers ranking ninth nationally in total defense, allowing just 302.0 yards



per game. That defense became the first Mizzou defense to rank inside the nation's Top 10 since the NCAA started keeping defensive stats in 1978. The same defense ranked seventh nationally in scoring defense (16.2 ppg) & pass defense (169.2 ypg) and second in tackles for loss (8.8 per game).

The Maysville, Oklahoma, native earned his first defensive coordinator gig at Memphis in 2012, transforming Memphis into a defensive power. In 2014, his defense ranked fifth nationally in scoring defense (17.1 ppg) and 22nd nationally in total defense (343.3 ypg) to help Memphis go 10-3. That season marked an incredible turnaround for the Tigers' defense that ranked 117th nationally prior to his arrival. Memphis improved defensively each year under Odom rising from 50th nationally in total defense (383.6 ypg) in 2012 to 39th (370.7 ypg) in 2013 to 22nd in his final year.

Odom's Missouri roots run deep having started as a linebacker for the Tigers 1996-99, which included a pair of bowl game trips (1997, 1998). He ended his career with 362 tackles and a spot inside the school's Top 10 all time. He also served as a team captain as a senior in 1999.

Following graduation, he worked for the Tiger Scholarship Fund while working on his master's in education. After a brief three-year stint as a high school coach - first at his alma mater Ada (Okla.) HS as an assistant then as head coach for two years at Rock Bridge HS in Columbia, Missouri - he returned to Missouri as a graduate assistant in 2003. He began his climb in the organization a year later when then head coach Gary Pinkel promoted him to Director of Football Recruiting. After two years, Pinkel again promoted Odom making him the Director of Football Operations in 2006. He moved back onto the field in 2009 when he took over the Tigers' safeties for three seasons before heading to Memphis.

Odom and his wife, Tritia, have three children - sons, James Trump and Garyt Robert, and daughter, Anna Lockwood.

THE ODOM FILE

Birthdate November 26, 1976
Birthplace Lawton, Oklahoma
High School Ada High School - Ada, Oklahoma
College Missouri, 1999 B.S. Education, 2004 M.Ed
Family Wife - Tritia; Sons - James Trump and Garyt Robert;
Daughter - Anna Lockwood

COACHING EXPERIENCE

2000 Ada (Okla.) HS (Assistant Coach)
2001-02 Rock Bridge (Mo.) HS (Head Coach)
2003 Missouri (Administrative Graduate Assistant)
2004-05 Missouri (Director of Football Recruiting)
2006 Missouri (Director of Football Operations)
2007-08 Missouri (Assistant AD/Director of Football Operations)
2009-11 Missouri (Safeties)
2012-14 Memphis (Defensive Coordinator/Linebackers)
2015 Missouri (Defensive Coordinator/Linebackers)
2016-19 Missouri (Head Coach)
2020-pres. Arkansas (Associate Head Coach/Defensive Coordinator/Safeties)

PLAYING EXPERIENCE

1996-99 Missouri



FOOTBALL STAFF



SCOTT FOUNTAIN

Assistant Head Coach/
Special Teams Coordinator

Scott Fountain serves as Head Coach Sam Pittman's assistant head coach and special teams coordinator.

Fountain's work on Arkansas' special teams started to take shape during the 2021 season. Freshman kicker Cam Little was an immediate difference maker for the Razorbacks, earning Freshman All-America and SEC All-Freshman honors. Little made 20 of his 24 field goals (.833) and all 46 of his PATs to lead Arkansas in scoring with 106 points. His 20 made field goals matched Todd Wright's total from 1989 for the third-most in a single season by a Razorback. Little also matched the third-most field goals in a game by a Razorback with four in a win over Texas and booted a walk-off winner at LSU in overtime.

Long snapper Jordan Silver was an unsung hero for the Hogs, earning Third-Team All-SEC honors from Phil Steele and being invited to the Reese's Senior Bowl, East-West Shrine Bowl and NFLPA Collegiate Bowl. Punter Reid Bauer saw improvement from 2020, averaging 43.3 yards per punt, including 23 fair catches and 14 punts of 50+ yards. Bauer made a name for himself on the national level as the team's holder, winning the Peter Mortell Holder of the Year Award. He twice pulled off fake field goals, hitting Blake Kern for a touchdown at Alabama and running 23 yards for a first down in the win at LSU. Punt returner Nathan Parodi became the first Razorback to return a punt for a touchdown since 2011 when he took a punt back for a score against UAPB at War Memorial Stadium. Parodi's 114 punt return yards in the win are the seventh-most in program history.

In his first year in Fayetteville, the Razorbacks received steady play from long snapper Jordan Silver, who graded out as one of the top long snappers in the SEC. Arkansas' kickers combined to go 8-for-12 on field goals while the team's punters averaged 42.1 yards per punt. De'Vion Warren averaged 20 yards per kickoff return before suffering a season-ending injury at Florida.

Fountain came to Arkansas after spending 2019 at Georgia in the same role. The Bulldogs saw immediate success with Fountain at the controls, led by kicker and Lou Groza Award winner Rodrigo Blankenship. The first-team All-SEC kicker capped an impressive career at UGA going 27-for-33 (81.8%) on field goals and making all 46 extra points as the Bulldogs won the 2020 Allstate Sugar Bowl. Blankenship was also a weapon on kickoffs allowing just 14 returns all season. Punter Jake Camarda improved in 2019 as well, upping his average to 46.8 yards per punt to rank sixth nationally.

In 2018, Georgia had two of the SEC's top special teams players in return man Mecole Hardman and Blankenship. Hardman led the SEC in punt return average (20.1), was fifth in kick return average (25.2) and was named to the ESPN.com All-America first team.

A Lou Groza semifinalist, Blankenship earned second team All-SEC honors after finishing fifth in the SEC in scoring by kickers (8.7 points per game) and booted his school record 154th consecutive PAT. He also posted 82 kickoff touchbacks (season record) extending his school career record to 170.

As a team, the Bulldogs were first in the SEC in punt return yards (366) and punt return average (16.6; seventh nationally) and tied for first in punt return touchdowns (2).

Fountain also contributed to the Bulldogs' emergence on special teams in 2017. Hardman averaged 25.3 yards per kick return, ranking second in the SEC and 21st nationally. Georgia's special teams unit also held opponents to 5.9 yards per punt return and 19.5 yards per kick return. Those numbers were all reduced from a year prior, as opponents averaged 6.1 yards per punt return, 23.8 yards per kick return and notched two 95-yard kickoff returns versus the Bulldogs in 2016.

Additionally, Blankenship hit on 20 of his 23 field goal attempts, including a 55-yarder in the 2018 Rose Bowl vs. Oklahoma and a 51-yarder in overtime of the national championship game. He made all 63 of his PAT attempts, kicked 67 touchbacks (a Georgia season record at the time and third nationally) and was named a semifinalist for the 2017 Lou Groza Award. Punter Cameron Nizialek averaged 45.0 yards per punt to rank ninth nationally and was named a semifinalist for the 2017 Ray Guy Award.

Fountain joined Georgia's full time, on-field staff, in 2018, after filling the same position at Mississippi State during the offseason. Fountain was the special teams analyst at Georgia during the 2017 season.

Before joining Georgia's staff, Fountain had spent the previous eight years as a member of the football program at Auburn, the first four as the Tigers' player personnel director and the latter four coaching tight ends and special teams. From 2014-16, Fountain coached kicker Daniel Carlson, a three-time Lou Groza Award finalist.



Fountain, a part of three SEC championship teams, led Auburn's administrative and recruiting efforts from 2009-12. He followed Gene Chizik to Auburn after spending two seasons (2007-08) on Chizik's staff at Iowa State as tight ends coach and recruiting coordinator.

Fountain has coached in four national championship games (1997, 2010, 2013, 2017) since beginning his collegiate coaching career at Florida State (1994-96) as an offensive graduate assistant. He then spent seven seasons as an offensive line coach and recruiting coordinator at Central Florida. Before his eight-year stint at Auburn, Fountain also included coaching stops at Middle Tennessee (2004-05), Georgia Southern (2006) and Iowa State (2007-08).

He began his coaching career in high school, making four stops in Alabama, including Flomaton HS (1988) and W.S. Neal HS (1989), his alma mater. He became a head coach for the first time at Frisco City HS (1990-92) and made his final high school stop at Monroe County (1993).

Fountain earned a bachelor's degree in physical education from Samford in 1988 and a master's degree in educational leadership from Florida State in 1998.

He is married to the former Rosie Hidalgo, and the couple has four sons: Brookes, Hunter, Tanner and Skyler.

THE FOUNTAIN FILE

Birthdate February 28, 1966
Birthplace Brewton, Alabama
High School W.S. Neal High School - Brewton, Alabama
College Samford, 1988 B.S. Physical Education;
Florida State, 1998 M.A. Educational Leadership
Family Wife, the former Rosie Hidalgo; Sons - Brookes, Hunter, Tanner and Skyler

COACHING EXPERIENCE

1988 Flomaton (Ala.) HS (Assistant Coach)
1989 W.S. Neal (Ala.) HS (Assistant Coach)
1990-92 Frisco City (Ala.) HS (Head Coach)
1993 Monroe County (Ala.) HS (Head Coach)
1994-96 Florida State (Offensive Graduate Assistant)
1997-03 Central Florida (Offensive Line/Recruiting Coordinator)
2004-05 Middle Tennessee State (Offensive Line)
2006 Georgia Southern (Offensive Line)
2007-08 Iowa State (Tight Ends/Recruiting Coordinator)
2009-12 Auburn (Player Personnel Director)
2013-16 Auburn (Tight Ends/Special Teams)
2017 Georgia (Special Teams Analyst)
2018 Mississippi State (Special Teams Coordinator)
2019 Georgia (Special Teams Coordinator)
2020-pres. Arkansas (Assistant Head Coach/Special Teams Coordinator)



FOOTBALL STAFF



KENDAL BRILES

Offensive Coordinator/
Quarterbacks

Kendal Briles, one of the brightest offensive minds in college football, guides the Razorbacks' offense for the third straight season as the team's offensive coordinator and quarterbacks coach.

The turnaround of Arkansas' offensive production in Briles' first two seasons on The Hill is nothing short of amazing. Briles inherited a team that averaged 21.4 points per game and gained 340.1 yards per game in 2019 prior to his arrival but in 2021 the Hogs scored 30.9 points per game - the most since 2015 - and racked up 441.7 yards per game - the most since 2015. His impact in both the running game and passing game has been noticeable. Arkansas led all Power 5 teams and ranked second in the FBS with 227.8 rushing yards per game, the most since the Razorbacks set a school record in 2007 powered by legends Darren McFadden and Felix Jones. The Hogs eclipsed 300 yards rushing three times in 2021, including a season-best 353 yards in the win over Penn State in the Outback Bowl. Arkansas' rushing attack was a four-headed monster led by QB KJ Jefferson, who ran for a team-high 664 yards. Jefferson was one of four Hogs (Trelon Smith - 598 yards, Raheim Sanders - 578, Dominique Johnson - 575) to rush for over 500 yards in 2021, a feat that had not been accomplished at Arkansas since 1975. The Hogs' run game was more than just effective, it was explosive with 113 runs of 10+ yards to rank second nationally.

Briles' impact on the passing game in noticeable in the Razorback record book. For the second straight year an Arkansas quarterback coached by Briles has etched his name into the record book for accuracy in a single season. In 2020, Feleipe Franks set a school record completing 68.5% of his passes and in 2021, Jefferson followed by completing 67.3% of his passes to rank second in Arkansas history. Jefferson was spectacular in 2021, passing for 2,676 yards with 21 TDs and just four interceptions while leading the team in rushing, including a season-best 110 yards on his way to MVP honors in the Outback Bowl. Jefferson's primary target, First-Team All-SEC and Second-Team All-American WR Treyton Burks, also put his name in the program's record book. Burks caught 66 passes for 1,104 yards and 11 TDs, averaging 92.0 yards per game to rank third in the SEC. Burks' 1,104 yards ranks third in a single season at Arkansas and his 11 touchdowns matched Marcus Monk for second-most in a single season by a Razorback. Burks also set the school record for 100-yard receiving games in a single season with six and ranks second all-time with 10.

Running back Trelon Smith and wide receiver Treyton Burks broke out during the 2020 season, thriving in Briles' explosive offense. Arkansas averaged 391.5 total yards of offense per game, more than a 50-yard increase from the previous year.

Smith led the Hogs with 710 rushing yards (10th in SEC) and five touchdowns, turning in a career-best effort at Missouri with 172 yards on the ground and three touchdowns. Burks, meanwhile, ranked fifth in the SEC and 22nd nationally with 820 receiving yards, the most by a Razorback receiver since 2015. Burks led Arkansas with seven touchdown receptions and ranked third in the SEC in receiving yards per game (91.1). QB Feleipe Franks set the school record for completion percentage in his only season on the Hill, completing 68.5% of his passes. Franks passed for 2,107 yards and 17 touchdowns, including the first four-touchdown game of his career at Auburn to make him the first Razorback since 2015 with four TD passes in a game. Franks was steady all season for the Hogs, throwing at least one touchdown pass in eight of the nine games he played in and multiple TDs in five games. He also passed for at least 200 yards in eight games and eclipsed the 300-yard mark twice, including a career-high 339 yards against LSU.

Briles owns a wealth of knowledge and a track record of success as a play caller throughout his coaching career. The 2015 Broyles Award finalist led offenses at each of his four coaching stops - Florida State, Houston, Florida Atlantic and Baylor. Since taking over play-calling duties prior to the Cotton Bowl at the end of the 2014 season, when his Baylor offense set an NCAA bowl record with 601 passing yards against Michigan State, Briles' offenses have averaged 39.5 points per game.

At Florida State, Briles took over a struggling offense that ranked 103rd in total offense (361.2 ypg) and 113th in scoring (21.9 ppg) in 2018. In his lone season with the Seminoles, he engineered an offense that improved greatly in both categories gaining 403.2 yards per game and scoring 29.1 points per game. The Noles' running game saw the biggest improvement going from one of the worst in the FBS (91.1 ypg) in 2018 to 133.8 yards per game this season. The FSU offense also saw huge turnarounds in the red zone (78.1% in 2018, 86.5% in 2019) and third down conversions (29.1% in 2018, 37.5% in 2019). Briles' offense was led by a pair of All-ACC performers this season in RB Cam Akers and WR Tamorrion Terry. Akers ran for 1,144 yards and 14 touchdowns during the regular season to rank 20th in the nation with 104 yards per game. His rushing yards are the sixth-highest in a single-season at FSU with his 14 rushing scores ranking seventh all time.

Briles called one of the most explosive offenses in the nation in 2018 at Houston, ranking in the top 10 in both total offense (7th - 512.5 ypg) and points per game (5th - 43.9 ppg). The Cougars were one of just three teams to rank in the top 25 nationally in passing and rushing, averaging 295.5 yards (16th in FBS) through the air and 216.8 yards (24th) on the ground. Houston's offense was explosive, scoring at least 30 points in each of the first 12 games of the season, including a NCAA-leading 10 games of at least 40 points. The offense put points on the board in 47 of 52 quarters and opened the year with a program-best eight straight games of 40-plus points. The Cougars had 42 scoring drives of less than two minutes and ranked fifth in the country with 92 plays of 20-plus yards with the offense's 44 plays of at least 30 yards ranking seventh in the nation.

Junior quarterback D'Eriq King flourished under Briles' direction, putting together one of the best seasons in the nation in 2018. King, who was injured in the team's 11th game, needed only 10 games to break the American Athletic Conference's single-season touchdown responsibility record with 50. His average of 27.5 points responsible for per game led the nation and was four points higher than the next-closest competitor, Heisman Trophy finalist Dwayne Haskins. King also led the AAC in total offense, passing touchdowns, passing efficiency and completion percentage. His 36 passing touchdowns ranked sixth in the nation, while his pass efficiency rating of 167.0 and his 332.4 yards of total offense per game ranked seventh. King, who was a semifinalist for the Maxwell Award and Davey O'Brien Award, had at least two passing touchdowns and one rushing score in all 10 games he finished in 2018, the longest streak by an FBS player in more than 20 years, and against USF became only the 13th player in FBS history to pass for 400 yards and rush for 100 yards in the same game.



Briles coordinated the offense at FAU in 2017 helping the Owls to the sixth-best rushing attack in the FBS with 285.3 yards per game. The same offense ranked eighth nationally with 40.6 points per game and ninth in total offense with 498.4 yards per game. The Owls' offense helped lead the program to its first Conference USA championship and an 11-3 record, including a win in the Boca Raton Bowl. RB Devin Singletary became FAU's first Associated Press All-American and was named C-USA MVP after leading the nation with 32 rushing touchdowns. He rushed for 1,920 yards before being picked in the third round of the NFL Draft by the Chicago Bears.

Briles spent the first nine years of his coaching career at Baylor helping the Bears to unprecedented success, including back-to-back Big 12 titles. He served in numerous roles for the Bears as the inside wide receivers coach, passing game coordinator and recruiting coordinator before taking over as the offensive coordinator and quarterbacks coach for his final two seasons in Waco. His recruiting efforts were recognized in 2013 and 2014 as the Big 12's Recruiter of the Year.

He was a Broyles Award finalist in 2015 after leading Baylor's offense to historic numbers, leading the NCAA with 48.1 points per game and 616.2 yards of total offense - the third-highest average in a single season in NCAA history. OL Spencer Drago was a consensus All-American and WR Corey Coleman won the Biletnikoff Award leading nine Bears on the All-Big 12 teams. Briles and Baylor ended that season with a win over No. 10 North Carolina in the Russell Athletic Bowl racking up a NCAA bowl-record 645 rushing yards and a bowl record 756 yards of total offense. His 2016 offense led the Big 12 in rushing with 241.2 yards per game. Baylor's 2013 offense produced the second-highest total offense season average in NCAA history with 618.8 yards per game.

During his seven years as the Bears' wide receivers coach, he tutored four All-Americans and five eventual NFL receivers, including Terrance Williams and Kendall Wright. Williams, who was a third-round pick by the Dallas Cowboys in the 2013 NFL Draft, broke the Baylor single-season receiving record and led the nation with 1,832 yards on his way to being only the sixth unanimous All-American in program history. Wright, the 20th overall selection in the 2012 NFL Draft, was an All-American in 2011 and broke every major school receiving record.

He was an outstanding high school quarterback in Texas, earning Texas 4A Offensive Player of the Year in each of his final two seasons after generating 9,322 yards of total offense and accounting for 98 touchdowns. He began his collegiate playing career at Texas, where he redshirted in 2001 before playing seven games at safety and intercepting two passes in 2002. He then transferred to Houston and moved to wide receiver, catching 70 passes for 680 yards and a score. He earned his bachelor's degree in sport management from Houston in 2005 and was inducted into the Texas High School Football Hall of Fame in 2014.

Briles and his wife Sarah have three children: sons, Jaytn and Kru, and daughter, Kinley.

THE BRILES FILE

Birthdate November 10, 1982
Birthplace Stephenville, Texas
High School Wolfforth Frenship - Wolfforth, Texas
College University of Houston, 2005 B.S. Sports Management
Family Wife - Sara; Sons - Jaytn and Kru; Daughter - Kinley

COACHING EXPERIENCE

2008-11 Baylor (Assistant Coach/Inside Wide Receivers/
Offensive Recruiting Coordinator)
2012-14 Baylor (Passing Game Coordinator/Wide Receivers/
Offensive Recruiting Coordinator)
2015-16 Baylor (Offensive Coordinator/Quarterbacks)
2017 Florida Atlantic (Assistant Head Coach/Offensive Coordinator/Quarterbacks)
2018 Houston (Associate Head Coach/Offensive Coordinator/Quarterbacks)
2019 Florida State (Offensive Coordinator/Quarterbacks)
2020-pres. Arkansas (Offensive Coordinator/Quarterbacks)

PLAYING EXPERIENCE

2001-02 Texas
2003-05 Houston



FOOTBALL STAFF



DEKE ADAMS

Defensive Line

Arkansas Head Coach Sam Pittman tabbed veteran defensive line coach Deke Adams to lead the Razorbacks' defensive line into the 2022 season.

Adams joins the Hogs with a wealth of coaching experience having coached at numerous levels over 20+ years after starring at linebacker at Southern Miss as a player in the 1990s. The Mississippi native heads to The Hill after spending the 2021 season at Florida International. In his lone season with the Panthers, Adams turned sophomore defensive tackle into an All-Conference USA Honorable Mention performer with 53 tackles, including three sacks and six tackles for loss.

Adams is no stranger to the SEC having coached at Ole Miss (2020), Mississippi State (2019) and South Carolina (2013-15). At South Carolina under Head Coach Steve Spurrier, he helped the Gamecocks to a pair of bowl wins while coaching 2014 NFL No. 1 pick Jadeveon Clowney. Adams' front also featured defensive tackle Kelcy Quarles, who earned first-team All-SEC and All-America honors along with Clowney. Quarles and Clowney became the first South Carolina duo since 1984 to earn All-America status in the same season.

Adams has helped develop six NFL draft selections, including a pair of first round picks. During his first stop at North Carolina, he coached All-American defensive tackle Sylvester Williams in 2012. Williams was selected 28th overall by the Denver Broncos in the 2013 NFL Draft. The Tar Heels ranked third in the ACC that season with 97 tackles for loss with Adams' group responsible for 40 of them. Williams and Kareem Martin were one of the ACC's most dominant defensive line duos, combining for 29 TFLs. Martin ranked third in the conference with 15.5 and Williams finished sixth with 13.5.

Before his first stop at North Carolina, Adams spent three seasons (2009-11) at his alma mater Southern Miss as defensive line coach for Head Coach Larry Fedora. Among the players he developed were first-team All-Conference USA defensive end Cordarro Law and second-round 2013 NFL Draft pick Jamie Collins. During his first season back in Hattiesburg, he coached a young group that helped the Golden Eagles finish the season ranked 18th nationally in sacks and 24th in tackles for loss after finishing 93rd and 68th, respectively, in those two categories the previous season.

In 2011, Adams' helped the Golden Eagles to the Conference USA championship and a 12-win season capped by a Hawaii Bowl victory over Nevada. His front four allowed the effort to allow only 112.6 rushing yards per game and rank 22nd nationally.

Prior to Southern Miss, he coached linebackers at Louisiana-Monroe while also serving as the coordinator of player development. He spent the 2006 and 2007 seasons at FCS level North Carolina A&T. Adams was elevated to interim defensive coordinator during his first season at North Carolina A&T after two games before earning the job on a permanent basis headed into the 2007 season. He coached the Aggies' defensive line in 2006 and took over the linebackers in 2007 in addition to his coordinator duties the following season.

Adams also knows his way around the Natural State having spent four years at Ouachita Baptist (2002-05) coordinating the defense and coaching the defensive line in his last season.

He coached in the junior college ranks at Pearl River (Miss.) Community College from 1998-2002, serving as the linebackers coach during his first three seasons before being named co-defensive coordinator and secondary coach in addition to his role as recruiting coordinator in 2001.

Adams began his coaching career in 1997 as the defensive line coach at FCS level Jacksonville (Ala.) State.



A three-year letterman at Southern Miss, Adams played a key role as part of the Golden Eagles' "Nasty Bunch" defense as a linebacker. He wrapped up his collegiate career in 1994 with 76 tackles, five tackles for loss, one sack and one interception.

In the classroom, he was a four-year member of the Dean's List. He earned his bachelor's degree in psychology and sports administration in 1995 before picking up a master's degree in 1996 from Southern Miss.

Adams is married to the former Alexis Hall, a member of the 1,000-point club and four-year letterwinner for the Southern Miss women's basketball team. The couple has two boys, Jaylen and Jordyn - who was a MLB Draft first round pick by the Los Angeles Angels of Anaheim in 2018.

THE ADAMS FILE

Birthdate January 20, 1972
Birthplace Meridian, Mississippi
High School Meridian HS
College Southern Miss, 1995 B.S. Psychology and Sport Administration; 1996 M.S.
Family Wife - Alexis; Sons - Jaylen and Jordyn

COACHING EXPERIENCE

1997 Jacksonville State (Defensive Line)
1998-2000 Pearl River CC (Linebackers)
2001-02 Pearl River CC (Co-Defensive Coordinator/Secondary)
2002-04 Ouachita Baptist (Defensive Line)
2005 Ouachita Baptist (Defensive Coordinator/Defensive Line)
2006 North Carolina A&T (Defensive Coordinator/Defensive Line)
2007 North Carolina A&T (Defensive Coordinator/Linebackers)
2008 Louisiana-Monroe (Linebackers/Player Development)
2009-11 Southern Miss (Defensive Line)
2012 North Carolina (Defensive Line)
2013-15 South Carolina (Defensive Line)
2016 East Carolina (Defensive Line)
2017-18 North Carolina (Defensive Line)
2019 Mississippi State (Defensive Line)
2020 Florida International (Defensive Line)

PLAYING EXPERIENCE

1991-94 Southern Miss



FOOTBALL STAFF



DOMINIQUE BOWMAN

Cornerbacks

Head Coach Sam Pittman added Dominique Bowman to the Arkansas coaching staff prior to spring practice in 2022 to coach the Razorbacks' cornerbacks.

Bowman joins the Hogs after spending the 2021 season at Marshall, where he helped the Thundering Herd's pass defense rank 28th overall in the FBS and second in Conference USA allowing just 204.6 yards per game. In one year under Bowman, Marshall DBs Steven Gilmore and Micah Abraham both earned second-team All-Conference USA honors. Gilmore picked off a team-best three passes and broke up eight more while Abraham broke up a league-high 14 passes to rank fourth nationally.

Bowman brings a wealth of defensive knowledge to The Hill, having served as a defensive coordinator at Austin Peay and UT Martin. With Austin Peay in 2019-20 as the team's co-defensive coordinator and secondary coach, Bowman helped lead the Governors to the 2019 Ohio Valley Conference title - the school's first conference title since 1977 - and a pair of wins in the FCS Playoffs to reach the semifinals. Bowman's secondary was tops in the OVC allowing just 203.5 yards per game with the Gobs' 15 interceptions also leading the league. His defense ranked among the best at the FCS level in defensive touchdowns (11th), total defense (12th), turnovers gained (13th), passing efficiency defense (14th), scoring defense (15th) and interceptions (16th).

His effort at Austin Peay earned him a spot with the prestigious American Football Coaches Association's 2020 35 Under 35 Coaches Leadership Institute, a program aimed at identifying and developing premier, future leaders in the football coaching profession.

Prior to joining the Gobs, Bowman worked at UT Martin during the 2017-18 seasons. After coordinating one of the best defenses in the FCS in 2017 he was promoted to assistant head coach for the Skyhawks. His 2017 defense ranked among the best in FCS, leading the country in red zone defense (60.6%). The Skyhawks finished fourth in scoring defense (14.3 ppg) and first downs allowed (168), sixth in total defense (273.8 ypg) and third down conversion percentage (28.7%), eighth in fourth down conversion percentage (28.6%) and team passing efficiency defense (104.3), ninth in passing yards allowed (159.9 ypg) and 20th in rushing defense (113.9 ypg) nationally.

Bowman is familiar with the Natural State having received his first college coaching job at Arkansas-Monticello in 2016 as the Boll Weevils defensive backs coach. The Weevils broke up 34 passes that year, including 11 interceptions. The Memphis native started his coaching career in the Memphis high school ranks. His final two years at the high school level were at Cordova High School - a suburb of Memphis - where he led one of the best defenses in the state of Tennessee.

Bowman played college football at NAIA level Lambuth University for Hugh Freeze. Bowman earned all-conference honors as a defensive back for the Eagles as a junior and senior. He graduated from Lambuth in 2008 with a bachelor's degree.

He and his wife - Quay - have one daughter - Taylor.



THE BOWMAN FILE

BirthdateFebruary 14, 1985
High School..... Cordova HS - Cordova, Tennessee
College Lambuth, 2008 B.S. Human Health Performance
Family Wife - Quay; Daughter - Taylor

COACHING EXPERIENCE


2014-15 Cordova HS (Defensive Coordinator)
2016 Arkansas-Monticello (Defensive Backs)
2017-18 UT Martin (Assistant Head Coach/Defensive Backs)
2019-20 Austin Peay (Co-Defensive Coordinator/Secondary)
2020-21 UT Martin (Co-Defensive Coordinator/Defensive Backs)
2021 Marshall (Cornerbacks)

PLAYING EXPERIENCE

2005-08 Lambuth



FOOTBALL STAFF



KENNY GUITON

Wide Receivers

Kenny Guiton leads Arkansas' wide receivers after joining the Razorbacks prior to the 2021 season.

Guiton's first season with the Hogs was a memorable one with the team winning nine games, including the Outback Bowl. His wide receivers were a major contributor in an Arkansas offense that was explosive, gaining 441.7 yards per game including 213.9 yards per game passing. Wide receiver Treyton Burks took another step forward in 2021 under Guiton's supervision, earning First-Team All-SEC from both the league's coaches and the Associated Press while also being named to PFF's All-America second team. Burks produced one of the greatest seasons ever by an Arkansas wideout, catching 66 passes - second-most in a single season by a Razorback - for 1,104 yards - third-most in a single season - and 11 touchdowns - second-most in a single season. Burks set the school record for 100-yard games in a single season with six and ranks second all-time with 10. Guiton's efforts to develop other threats in the passing game paid off with senior Tyson Morris and transfer Warren Thompson. Morris set career bests with 24 receptions, 337 yards and two touchdowns while Thompson became a complimentary deep threat to Burks, catching 19 passes for 304 yards and a pair of scores.

Guiton, a former Ohio State quarterback, spent the 2020 season at Colorado State as part of head coach Steve Addazio's coaching staff. Despite the Rams playing only four games due to COVID-19, wide receiver Dante Wright finished second in the Mountain West in receiving yards per game (105).

Guiton guided the wide receivers at Louisiana Tech in 2019, helping the Bulldogs to a 10-3 record and a win over Miami (Fla.) in the Walk On's Independence Bowl. He tutored one of the best receiving corps in Conference USA as the team had the fourth-best passing offense in the league. He developed Adrian Hardy and Malik Stanley into All-Conference USA honorable-mention performers, led by Hardy's 42 catches for 534 yards and Stanley's 40 receptions for a team-high 649 yards.

He spent 2017-18 as the wide receiver coach at Houston, working with Arkansas offensive coordinator Kendal Briles while he was the Cougars' offensive coordinator in 2018. The Cougars ranked fifth nationally in scoring (43.9 ppg), seventh in total offense (512.5 ypg) and 16th in passing offense (295.5 ypg). Houston scored 30+ points in all 12 regular season games and 40+ in 10 of those games.

Under Guiton's tutelage, Marquez Stevenson earned All-American Athletic Conference honors, catching 75 passes for 1,019 yards. Steven Dunbar earned the same honor in 2017 after catching 76 passes for 1,070 yards and three touchdowns.

Guiton spent four months at Texas as a quality control coach before returning to Houston to lead the team's wide receivers for head coach Major Applewhite. He began his career in coaching as a graduate assistant at Houston from 2015-16, working under head coach Tom Herman, his former offensive coordinator at Ohio State. Guiton was part of Cougars teams that went 13-1 and 9-4 as a graduate assistant, which included the 2015 Chick-fil-a Peach Bowl victory over No. 9 Florida State. Over his four total years at Houston, he saw the program reach four straight bowl games and helped produce a 1,000-yard receiver in all four seasons.



Guiton played quarterback at Ohio State from 2009-13, appearing in 22 games while throwing for 893 yards and 16 touchdowns. As a senior, he started two games and played in eight total, completing 69% of his passes and tossing 14 touchdowns for the 12-2 Buckeyes. In his second career start, he set a program-record with six first-half touchdown passes against Florida A&M.

As a professional, Guiton participated in mini-camp for the Buffalo Bills in 2014 before joining the Arena Football League's LA KISS.

He earned a bachelor's degree from Ohio State in family resource management in 2013.

He and his wife, Rachell, have two sons: Jordan and Jaxson.

THE GUITON FILE

Birthdate June 27, 1991
Birthplace.....Houston, Texas
High School.....Aldine Eisenhower HS - Houston, Texas
College Ohio State, 2013 B.S. Family Resource Management
Family Wife - Rachell; Sons - Jordan, Jaxson

COACHING EXPERIENCE

2015-16 Houston (Graduate Assistant)
2017 Texas (Quality Control)
2017-18 Houston (Wide Receivers)
2019 Louisiana Tech (Wide Receivers)
2020 Colorado State (Wide Receivers)

PLAYING EXPERIENCE

2009-13 Ohio State
2014 Buffalo Bills
2014 LA KISS (Arena Football League)



FOOTBALL STAFF



**CODY
KENNEDY**

Offensive Line

Cody Kennedy leads Arkansas' offensive line after originally being hired to coach the Razorbacks' tight ends following a brief stint at Southern Miss during the 2020 offseason as the team's run game coordinator and offensive line coach.

Kennedy's impact on the men up front was immediately noticeable as the Hogs turned into one of the most physical teams in the league and led the SEC in rushing - ranking second in all of FBS - with 227.8 yards per game in 2021. The offensive line helped pave the way for 2,961 yards rushing, the most by an Arkansas team since 2007 when Darren McFadden and Felix Jones helped set a school record with 3,725 yards rushing. The 2021 Razorbacks were an evenly distributed ground force with four different players rushing for over 500 yards, a feat that had not been accomplished at Arkansas since 1975. The Razorbacks' rushing attack was led by QB KJ Jefferson, who ran for 664 yards. The offensive line also protected the quarterback better in 2021, allowing fewer sacks (30) than in 2020 (34) despite playing three more games.

Center Ricky Stromberg anchored the line, earning second-team All-SEC honors from the Associated Press and third-team accolades from Phil Steele and PFF. Beaux Limmer was named to PFF's All-SEC Second Team and Phil Steel's fourth team. Following the season Myron Cunningham participated in the East-West Shrine Bowl and NFLPA Bowl. Kennedy's offensive line as a whole was also noticed as a semifinalist for the Joe Moore Award, given annually to the nation's best offensive line.

Kennedy joined Southern Miss head coach Will Hall in Hattiesburg after spending the 2019 and 2020 seasons working with Hall, then Tulane's offensive coordinator, as the Green Wave's offensive line coach. Kennedy helped Tulane establish one of nation's premier rushing offenses, ranking inside the FBS top 20 in each of his two seasons in New Orleans.

In 2020, Tulane scored 32 touchdowns on the ground, tied for seventh-most in the nation, and ranked 17th nationally averaging 217.1 rushing yards per game, leading the American Athletic Conference in rushing for the second straight year. Kennedy helped guide Tulane to its second bowl berth in as many seasons, mentoring offensive linemen Corey Dublin and Sincere Haynesworth to All-AAC Second Team recognition.

The Green Wave produced a school-record 3,162 rushing yards in Kennedy's first season in 2019, ranking second in program history in rushing yards per game (243.2), rushing touchdowns (33) and rushing first downs (166). Nationally, Tulane placed 11th in rushing yards per game and 15th in total rushing yards. Dublin was named All-AAC Honorable Mention at the year's end.

Kennedy spent the 2018 season as a graduate assistant at Georgia, working under Arkansas Head Coach Sam Pittman who was the offensive line coach at UGA. The Bulldogs ran for 238.8 yards per game, the best mark in the SEC and 16th-best nationally, earning a top-10 ranking in the final AP Poll.

From 2016-17, Kennedy served his second stint at West Georgia as offensive line coach. The Wolves ranked inside Division II's top 50 in total offense (418.2), rushing offense (182.8 ypg) and first down offense (283) and registered a 9-4 record. Four of his offensive linemen earned All-Gulf South Conference honors while center Harley Vaughan and tackle Austin Kastl were both named All-Americans.

In 2016, Kennedy worked as Hall's offensive line coach and helped West Georgia to a 7-4 record. Prior to that season, Kennedy was the offensive line coach at UNC Pembroke and assisted the Braves to a 6-4 record, a four-win improvement from the previous season. As West Georgia's offensive line coach in 2014, the Wolves went 12-4 and advanced to the NCAA



quarterfinals. Kennedy oversaw a unit that paved the way for a league-leading 226.6 rushing yards per game (20th nationally) and 34 touchdowns (T-13th nationally).

Kennedy spent 2012-13 as a graduate assistant at West Alabama where he helped lead the Tigers to a pair of Gulf South Conference titles, a postseason appearance and a 17-7 record. The Tigers led the league (18th nationally) in rushing offense (225.1 yards/game) in 2012, and ranked 20th, nationally, in rushing offense in 2013.

Kennedy played offensive line at Southeastern Louisiana from 2008-11 and graduated with a bachelor's degree in physical education. He later earned a master's degree in teaching physical education from West Alabama in 2014.

THE KENNEDY FILE

Birthdate July 1, 1989
Birthplace Norfolk, Virginia
High School Florence HS - Florence, Alabama
College Southeastern Louisiana, 2012 B.S. Physical Education;
West Alabama, 2014 M. Ed Teaching Physical Education

COACHING EXPERIENCE

2012-13 West Alabama (Graduate Assistant, Offensive Line)
2014 West Georgia (Offensive Line)
2015 UNC Pembroke (Offensive Line)
2016-17 West Georgia (Offensive Line)
2018 Georgia (Graduate Assistant)
2019-20 Tulane (Offensive Line)
2020 Southern Miss (Run Game Coordinator/Offensive Line)
2021 Arkansas (Offensive Line)

PLAYING EXPERIENCE

2008-11 Southeastern Louisiana



FOOTBALL STAFF



DOWELL LOGGAINS

Tight Ends

Arkansas alum Dowell Loggains serves as tight ends coach for the Razorbacks after spending 16 years in the NFL primarily as a quarterbacks coach, including seven seasons as an offensive coordinator. From 2010-20, he was either an offensive coordinator or quarterbacks coach. From 2010-20, he was either an offensive coordinator or quarterbacks coach for the Tennessee Titans, Cleveland Browns, Chicago Bears, Miami Dolphins or New York Jets.

In his first season back on The Hill, Loggains took a group of tight ends with limited experience and molded them into a solid contributor on an Arkansas offense that saw vast improvement. Senior Blake Kern started all 13 games and hauled in 15 passes for 183 yards and a pair of scores, including one on a fake field goal at Alabama. Loggains also oversaw the transition of Trey Knox from wide receiver to tight end during the season. Knox's move paid off for the Hogs with his 20 catches ranking third on the team. The junior caught passes in each of the Razorbacks' final five games, including four for 47 yards at Alabama.

Loggains spent the 2019 and 2020 seasons as the New York Jets offensive coordinator and quarterbacks coach. During Loggains' first season at The Meadowlands, he guided an offense that was among the league's most proficient on opening drives, scoring 40 first possession points - tied for ninth most in the NFL. Quarterback Sam Darnold's numbers saw an uptick from his rookie campaign, increasing his win total, completion percentage, passing yards, touchdown passes and passer rating while also lowering his interceptions.

Before joining the Jets, Loggains oversaw a Miami offense that averaged 4.68 yards per rush, the NFL's ninth-best mark. The Dolphins also ranked second in the league with 14 passing touchdowns of 20+ yards. Additionally, he helped running back Kenyan Drake become one of just nine players in the league to register at least four rushing and receiving touchdowns while producing over 1,000 total yards.

In three seasons with Chicago, his first as the quarterbacks coach in 2015, Loggains mentored Jay Cutler to a career season as the 10-year veteran posted then single-season bests in passer rating and yards per attempt, all while reducing his interception total by seven from the previous season.

The following season in 2016, Loggains was promoted to offensive coordinator and helped running back Jordan Howard finish sixth in the league with 1,313 yards rushing as a rookie. In 2017, he helped Mitchell Trubisky, the second overall selection in the draft, transition to NFL starter as the quarterback finished second among rookie passers in yards and passer rating in 12 starts.

He also groomed another rookie, fourth-round pick Tarik Cohen, that season. The running back became the first rookie since 1965 and first player since 1975 to record a rushing, passing, receiving and punt return touchdown in the same season. Both running back Jordan Howard and guard Josh Sitton earned Pro Bowl selections under Loggains' watch during the year as Howard again produced 1,000+ yards rushing.

In one season with the Browns, Loggains helped quarterback Brian Hoyer to a career season as the six-year veteran won seven games (in 13 starts) and threw for over 3,000 yards while the offense produced 31 passes of 25+ yards, the 10th most of any team in the league. He worked under offensive coordinator Kyle Shanahan, now the San Francisco 49ers head coach.

Beginning his coaching career with the Titans in 2006, Loggains spent eight seasons in Tennessee in a variety of roles, ultimately serving as the offensive coordinator for the final five games of 2012 and all of 2013. After head coach Mike Munchak elevated him to full-time offensive coordinator, he helped wide receiver Kendall Wright and running back Chris Johnson become just the organization's fifth 1,000-yard receiving/rushing combo as Wright brought in 94 catches for 1,079 yards and Johnson gained 1,077 yards on the ground.



He began his career with the Titans as a coaching administrative assistant (2006-07) and quality control coach (2008-09) before spending the next three seasons as the quarterbacks/passing game coordinator, helping quarterback Vince Young achieve a career-high passer rating in 2010, garnering a Pro Bowl appearance.

Earning his start in the NFL with Dallas while working as a scouting assistant, he helped the Cowboys with opponent film breakdown and statistical analysis to be used for game-plan preparation.

Loggains walked on at Arkansas in 2000 as a quarterback and holder before earning a scholarship and becoming a four-year letterman, appearing in 50 games. In his career as a quarterback, he completed one pass for 11 yards and ran twice for five yards.

Loggains and his wife Beth - a former Arkansas cheerleader who he met on the 2000 Las Vegas Bowl trip - have four children: daughters Reese, Aven and Connor and son, Ryne.

THE LOGGAINS FILE

BirthdateOctober 1, 1980
Birthplace.....Newport, Arkansas
High School.....Abilene Cooper HS - Abilene, Texas
College.....Arkansas: bachelor's in kinesiology (2003) and master's in education (2005)
FamilyWife - Beth; Daughters - Reese, Aven and Connor; Son - Ryne

COACHING EXPERIENCE


2005 Dallas Cowboys (Scouting Assistant)
2006-13 Tennessee Titans (Coaching Administrative Assistant, Quality Control, Quarterbacks/Passing Game Coordinator/Offensive Coordinator)
2014 Cleveland Browns (Quarterbacks)
2015-17 Chicago Bears (Quarterbacks, Offensive Coordinator)
2018 Miami Dolphins (Offensive Coordinator)
2019-20 New York Jets (Offensive Coordinator/Quarterbacks)
2021-pres. Arkansas (Tight Ends)

PLAYING EXPERIENCE

2000-04 Arkansas



FOOTBALL STAFF



**MICHAEL
SCHERER**

Linebackers

Michael Scherer enters his second season as Arkansas' linebackers coach after his promotion from defensive analyst by head coach Sam Pittman prior to the 2020 season.

In his first season as the Razorbacks' linebackers coach, Scherer produced one of the most productive groups on the team and best linebacker corps in recent memory. Team captain and Burlsworth Trophy winner Grant Morgan led the group, but it was Bumper Pool who led the team and ranked third in the Southeastern Conference in total tackles with a career-best 125 stops. Morgan and Pool teamed up with Hayden Henry to complete a tackling trio with all three making 100+ tackles. Morgan notched his second straight 100-tackle season with 101 and Henry made 100 stops to give Arkansas half of the top six tacklers in the SEC. For Morgan, it was his second straight season to eclipse the 100-tackle mark. Henry's 100 tackles were a career-high after the senior had made just 83 tackles in 44 total games.

Pool garnered plenty of attention following the season, picking up second-team All-SEC honors from the league's coaches and Associated Press to go along with third-team status from PFF and first-team recognition from Phil Steele. Henry was tabbed fourth-team All-SEC by Phil Steele and Morgan was an honorable mention on the PFF squad. Morgan also participated in the NFLPA Bowl before being signed by Jacksonville as a free agent.

Scherer's linebackers helped improve an Arkansas defense that allowed 84 yards less in 2021 than 2020, including 39 fewer yards per game rushing. The Hogs' defense also found themselves in the opponent's back field more often in 2021, making 79 tackles for loss compared to 50 in 2020. Henry led the squad with 12 tackles for loss. Perhaps the most impressive stat, however, was in points allowed per game where the Razorbacks shaved 12 points per game off the team's average compared to 2020 (22.9 ppg in 2021 - 34.9 ppg in 2020).

Scherer came with associate head coach/defensive coordinator Barry Odom from Missouri to Arkansas in 2020. He was vital in the turnaround of the Razorback defense, stepping into an on-field coaching role during the Florida week when Odom served as head coach during Pittman's absence due to COVID-19.

A former linebacker at Missouri, Scherer reunited with Odom, his college coach, in 2019 when he was hired as a graduate assistant.

Scherer played linebacker at Mizzou from 2012-16, totaling 266 tackles, 17.0 tackles for loss, 1.0 sack and one interception, seeing action in 38 games over his four-year career. A knee injury suffered against Middle Tennessee limited him to seven games as a senior after posting back-to-back seasons of 90+ tackles to rank second on the team each season.

Scherer graduated with a bachelor's degree in business from Missouri in 2016.



THE SCHERER FILE

Birthdate	November 15, 1993
Birthplace.....	St. Louis, Missouri
High School.....	Country Day HS
College	Missouri 2016, B.S. Business

COACHING EXPERIENCE

2019	Missouri (Graduate Assistant)
2020	Arkansas (Defensive Analyst)
2021-pres.	Arkansas (Linebackers)

PLAYING EXPERIENCE

2012-16 Missouri



FOOTBALL STAFF



**JIMMY
SMITH**

Running Backs

Jimmy Smith is in his third season leading the running backs for the Razorbacks.

Smith's running backs produced an impressive 2021 season leading the way for Arkansas to lead the Power 5 and rank second nationally with 227.8 rushing yards per game - the most by an Arkansas team since 2007 when legendary running backs Darren McFadden and Felix Jones helped the Hogs set a school record. The Hogs' rushing attack, while steady, was explosive in 2021. Arkansas' 113 runs of 10+ yards led all teams in the Power 5 after producing 50 such runs in 2020.

Three of Smith's running backs - Treylon Smith, Raheim Sanders and Dominique Johnson - joined quarterback KJ Jefferson to all rush for over 500 yards, a feat that had not been accomplished at Arkansas since 1975. Treylon Smith led the running backs with 598 yards and five TDs in his second season on the field for the Hogs. Smith's role in developing Sanders was key for Arkansas in 2021. Sanders was recruited as a wide receiver before moving to running back during spring practice and growing his role throughout the season, eventually rushing for 578 yards and five scores en route to being named to the SEC's All-Freshman team by the league's coaches. Sanders finished second on the team with 706 total yards, adding 109 yards receiving and 19 yards on kick returns. Johnson was another success story for Smith, after moving to tight end for a day during fall camp Johnson moved back to running back and excelled, starting six games and running for 575 yards and a team-high seven touchdowns.

Smith oversaw a rushing offense that produced 151.3 rushing yards per game in 2020 against an SEC-only schedule in his first year in Fayetteville. Treylon Smith emerged as the team's feature back, producing a team-high 710 rushing yards while ranking seventh in the SEC averaging 5.3 yards per carry. Smith ran for 172 yards and three touchdowns against Missouri, becoming the first Razorback ball carrier to reach those marks since 2016.

Smith was a part of the Georgia State's historic upset at Tennessee when the Panthers outrushed the Volunteers, 213-93, to win, 38-30, on opening weekend in the Panthers' first-ever win over a Power 5 program.

Prior to jumping to college football, Smith coached for 12 years at Cedar Grove High School in Metro Atlanta, including his last six years as athletic director, head football coach and head track coach.

In his six seasons at the helm of the football program, he led the Saints to a 67-14-1 record. From 2015-18, Smith led Cedar Grove to two Class AAA state championships in 2016 and 2018 - the first two state titles in school history - as well as berths in the state final four in 2015 and 2017, all while winning 51 games.

Smith arrived at Cedar Grove in 2007 as an assistant football coach, working with receivers and defensive backs before being elevated to offensive coordinator in 2010 for three seasons before taking over as head coach in 2013.

Smith earned numerous coaching accolades, including a pair of Georgia Coach of the Year awards in Class AAA (2016 and 2018) as well as multiple region and county Coach of the Year honors.

He coached six prep All-Americans, and more than 30 of his former student-athletes went on to play at the collegiate level.

As the head track coach, Smith led Cedar Grove to four consecutive state titles (2015-18), also the first state titles in school history. He was honored as the 2018 Region 5-AAA Athletic Director of the Year.



He began his coaching career at Darlington (S.C.) High School, his alma mater, where he was the offensive coordinator and quarterbacks coach for one season in 2005.

Smith was a quarterback at Tennessee State, helping the Tigers to back-to-back Ohio Valley Conference championships in 1998 and 1999.

He earned his bachelor's degree in business administration from Fayetteville State in 2002 and added a master's of education from Georgia State in 2009.

Smith, a native of Darlington, S.C., and his wife Quanisha have a son, Jermaine II, and a daughter, Joss.

THE SMITH FILE

Birthdate July 27, 1979
 Birthplace Darlington, South Carolina
 College Fayetteville State, 2002 B.S. Business Administration;
 Georgia State, 2009 M.Ed
 Family Wife - Quanisha; Son - Jermaine II; Daughter - Joss

COACHING EXPERIENCE

2005 Darlington (S.C.) HS (Offensive Coordinator/Quarterbacks)
 2007-09 Cedar Grove (Ga.) HS (Assistant Coach)
 2010-12 Cedar Grove (Ga.) HS (Offensive Coordinator)
 2013-18 Cedar Grove (Ga.) HS (Head Coach)
 2019 Georgia State (Running Backs)
 2020-pres. Arkansas (Running Backs)

PLAYING EXPERIENCE

1998-99 Tennessee State



FOOTBALL STAFF



**JAMIL
WALKER**

**Director of Strength
& Conditioning**

Jamil Walker's presence in the Arkansas program as the Director of Strength and Conditioning is obvious as he and his staff have transformed the Razorbacks into a bigger, faster and stronger team.

The work Walker and his staff put in with the Razorbacks prior to the 2021 season to evolve the team into a bigger, more physical team took shape in the form of one of the most physical teams in the Southeastern Conference. The Hogs' offensive line paved the way for the best rushing attack among all Power 5 programs while the defense improved in nearly every category as the Razorbacks won nine games, including the Outback Bowl.

Walker joined the Razorbacks from Georgia, where he was the associate strength and conditioning coach for the Bulldogs for three years.

Prior to Georgia, he was an assistant football strength and conditioning coach at Wisconsin. The former Badger remained at his alma mater as an intern in the strength and conditioning program in 2008 and became an assistant coach during the spring of 2009.



At the time of his graduation, Walker was part of the winningest senior class in Wisconsin history, going 40-11 over his four-year playing career. Walker and the Badgers won the 2006 Capital One Bowl and followed that with a 12-1 record during the 2006 season and another win in the 2007 Capital One Bowl.

Walker graduated from UW with a bachelor's degree in 2008 and is certified through the CSCCA and USAW.

He is originally from Rolling Meadows, Illinois and has a son, Julian.



FOOTBALL STAFF



**ED
ELLIS**

**Senior Associate Director
of Strength & Conditioning**

Ed Ellis rejoins the Razorbacks after spending the previous four seasons at Georgia as the senior associate director of strength and conditioning.

Ellis enters into his 36th year in the field in 2022 including 25 years as a head strength and conditioning coach with stops at Central Florida, Georgia Tech, Wake Forest, Illinois State, Ole Miss and Arkansas. Ellis has worked with teams that have appeared in 20 bowl games.

In May of 2003, Ellis was awarded the highest honor in his field of expertise when he was certified as a master strength and conditioning coach (MSCC). The title of master strength and conditioning coach represents professionalism, knowledge, experience, expertise as well as longevity in the field. He is also CPR/AED certified. He serves on the Board of Directors for the CSCCA.

At UCF, Ellis worked directly with the football program while overseeing the strength, speed and conditioning efforts for UCF's 16 sport athletics program. During his time at UCF, the Knights recorded four 10-win seasons including 12-1 in 2013 and 2014 Fiesta Bowl victory over Baylor.

Ellis spent time in the same capacity at Georgia Tech from 2001-04. While head strength and conditioning coach at Wake Forest from 1994-2001, Ellis was named the 2000 Collegiate Strength and Conditioning Professional of the Year for the Atlantic Coast Conference by the National Strength and Conditioning Association.




Prior to his stretch at Wake Forest, Ellis spent four years, from 1991-94, as head strength and conditioning coordinator at Illinois State and two years (1989-91) as an assistant strength coach at Ole Miss. He began his career as a graduate assistant at Arkansas from 1987-89.

Ellis earned his bachelor's degree in physical education and health from Alabama in 1987 and received a master's degree in education from Arkansas in 1989.

He is married to the former Dyann Edmondston of Medford, New York. The couple have two daughters, Jessica and Nicole, and two sons, Eric and Brian.



SUPPORT STAFF




PATRICK DOHERTY

Director of Football Operations



AMANDA GILPIN

Assistant Director of Football Operations



JONATHAN CEH

Graduate Assistant Football Operations



FERNANDO VELASCO

Director of Player Development



DANNY VERDUN WHEELER

Assistant Director of Player Development



DE'VION WARREN

Offensive Quality Control



MARK CALA

Offensive Quality Control




MICHAEL ANTHONY

Offensive Quality Control



JAKE TRUMP

Defensive Quality Control



NICK MATHEWS

Defensive Quality Control



KELVIN GREEN

Defensive Quality Control




CHRIS HURD

Special Teams Analyst



JALEN HARRIS

Graduate Assistant Special Teams



RYAN YURACHEK

Graduate Assistant Offense



KEITH JONES

Graduate Assistant Defense



MASON HUTCHINS

Graduate Assistant Defense



BUTLER BENTON

Executive Director of Recruiting & Player Personnel



CARINA HARGREAVES

Director of Recruiting



COLIN MACDONALD

Director of Creative Media



JP SINUK

Creative Media Assistant



MADDIE POOL

Director of On-Campus Recruiting Operations



CHARLIE WILLIAMS

NFL Liaison / Personnel Analyst



BRIAN OVERTON

Assistant Director of Player Personnel and Recruiting



TAYLOR CLEMENTS

On-Campus Recruiting Coordinator



EMMANUEL HIBBLER

Assistant Strength and Conditioning Coach



CHRIS HIGHTOWER

Assistant Strength and Conditioning Coach



NICK TULLOCH

Assistant Strength and Conditioning Coach



JULIA ZALEWSKI

Director of Football Nutrition



DAVE POLANSKI

Director of Athletic Training



TAMARIA HIBBLER

Assistant Athletic Trainer




JOE MELIA

Assistant Athletic Trainer



CHRIS COOVER

Assistant Athletic Trainer



SAM STARLING

Athletic Training Graduate Assistant



DALTON WITHROW

Director of Football Equipment Operations



MATT SAUCIER

Assistant Football Equipment Manager




DANIEL BEAVERS

Graduate Assistant Equipment



DUSTIN SHIPPEY

Director of Football Video



JACOB TEPP

Assistant Director of Football Video



IAN BREWER

Video Graduate Assistant



LAURIE HICKS

Administrative Assistant - Head Coach



MICHELE CLEMENTS

Administrative Assistant - Assistant Coaches



2022 ROSTER

ALPHABETICAL ROSTER

NO.	NAME	POSITION
19	Rykar Acebo.....	QB
25	Marco Avant.....	LB
5	Cameron Ball.....	DL
19	Jake Bates.....	K
30	Reid Bauer.....	P
89	Nathan Bax.....	TE
88	Kamron Bibby.....	WR
11	LaDarrius Bishop.....	DB
15	Simeon Blair.....	DB
43	Brooks Both.....	LB
7	Latavious Brini.....	DB
22	Anthony Brown.....	DB
71	Brock Burns.....	OL
50	Cole Carson.....	OL
9	Taurean Carter.....	DL
46	Francisco Castro.....	LS
1	Jalen Catalon.....	DB
72	Andrew Chamblee.....	OL
4	Malik Chavis.....	DB
17	Hudson Clark.....	DB
85	Harper Cole.....	WR
87	Dax Courtney.....	TE
11	JaquayIn Crawford.....	WR
53	Ty'Kieast Crawford.....	OL
36	Jordan Crook.....	LB
26	Dennis Daniels.....	RB
0	Nico Davillier.....	DL
91	Randall Dennis Jr.....	DL
14	Jordan Domineck.....	DL
6	Rashod Dubinion.....	RB
73	Brooks Edmonson.....	OL
31	Max Fletcher.....	P
94	Patrick Foley.....	P
28	Blake Ford.....	K
10	Cade Fortin.....	QB
23	Dorian Gerald.....	DL
86	Kalil Girault.....	WR
18	Trent Gordon.....	DB
0	AJ Green.....	RB
50	Eric Gregory.....	DL
66	Kai Hamilton.....	OL
99	Terry Hampton.....	DL
47	Jordan Hanna.....	LB
83	Chris Harris.....	WR
76	E'Marion Harris.....	OL
9	Jadon Haselwood.....	WR
59	Eli Henderson.....	OL
56	Marcus Henderson.....	OL
44	Kaden Henley.....	LB
82	Hudson Henry.....	TE
94	Jon Hill.....	DL
55	JJ Hollingsworth.....	DL
4	Malik Hornsby.....	QB
97	Logan Horst.....	DL
21	Javion Hunt.....	RB
2	Ketron Jackson Jr.....	WR
40	Landon Jackson.....	DL
1	KJ Jefferson.....	QB
20	Dominique Johnson.....	RB
8	Jayden Johnson.....	DB
19	Khari Johnson.....	DB

NUMERICAL ROSTER

NO.	NAME	POS	HT	WT	CL	EXP
0	Nico Davillier	DL	6-4	270	Fr.	HS
0	AJ Green	RB	5-11	208	So.	1L
1	Jalen Catalon	DB	5-10	201	R-Jr.	2L
1	KJ Jefferson	QB	6-3	242	R-Jr.	2L
2	Ketron Jackson Jr.	WR	6-2	203	So.	1L
2	Myles Slusher	DB	6-0	194	Jr.	2L
3	Matt Landers	WR	6-5	197	Sr.	TR
3	Dwight McGlothorn	DB	6-2	181	Jr.	TR
4	Malik Chavis	DB	6-2	192	R-Jr.	2L
4	Malik Hornsby	QB	6-2	186	R-So.	1L
5	Cameron Ball	DL	6-5	303	R-Fr.	RS
5	Raheim Sanders	RB	6-2	227	So.	1L
6	Rashod Dubinion	RB	5-10	211	Fr.	HS
6	Jacorrei Turner	DB	6-2	206	R-So.	1L
7	Latavious Brini	DB	6-2	215	*Sr.	TR
7	Trey Knox	TE	6-5	245	Sr.	3L
8	Jayden Johnson	DB	6-2	204	So.	1L
8	Ty Washington	TE	6-4	247	Fr.	HS
9	Taurean Carter	DL	6-3	294	R-Jr.	2L
9	Jadon Haselwood	WR	6-3	213	R-Jr.	TR
10	Cade Fortin	QB	6-3	218	R-Sr.	TR
10	Bumper Pool	LB	6-2	232	*Sr.	4L
11	LaDarrius Bishop	DB	6-0	194	R-Sr.	3L
11	JaquayIn Crawford	WR	5-10	182	R-Sr.	1L
13	Chase Lowery	DB	6-0	185	R-Fr.	RS
13	Jaedon Wilson	WR	6-3	175	R-Fr.	RS
14	Jordan Domineck	DL	6-3	251	R-Sr.	TR
14	Bryce Stephens	WR	6-0	176	R-Fr.	RS
15	Simeon Blair	DB	5-10	208	R-Sr.	3L
15	Landon Rogers	WR	6-4	197	R-Fr.	RS
16	Keuan Parker	DB	5-11	178	R-Fr.	RS
16	Isaiah Sategna	WR	5-11	173	Fr.	HS
17	Hudson Clark	DB	6-2	182	R-Jr.	2L
17	Sam Mbake	WR	6-3	202	Fr.	HS
18	Trent Gordon	DB	5-11	188	R-Sr.	1L
18	Kade Renfro	QB	6-3	206	R-So.	SQ
19	Rykar Acebo	QB	6-4	185	Fr.	HS
19	Jake Bates	K	5-10	202	*Sr.	TR
19	Khari Johnson	DB	6-0	192	Jr.	2L
20	Dominique Johnson	RB	6-1	247	Jr.	2L
20	Zach Zimos	DB	6-4	233	R-Jr.	2L
21	Javion Hunt	RB	6-0	196	R-Fr.	RS
21	Jaylen Lewis	DB	6-0	175	Fr.	HS
22	Anthony Brown	DB	6-0	181	Fr.	HS
22	Daryl Searcy	RB	6-0	192	Fr.	HS
23	Dorian Gerald	DL	6-3	256	*R-Sr.	3L
25	Marco Avant	LB	6-3	221	R-Fr.	RS
25	James Jointer	RB	6-0	213	Fr.	HS
26	Dennis Daniels	RB	5-10	220	R-Sr.	TR
26	Landon Phipps	DB	6-0	175	Fr.	HS
27	Chris Paul Jr.	LB	6-1	230	R-Fr.	RS
28	Blake Ford	K	6-1	217	Fr.	HS
29	Cam Little	K/P	6-2	181	So.	1L
29	John Paul Pickens	DB	6-0	181	Fr.	HS
30	Reid Bauer	P	5-11	206	R-Sr.	2L
30	Ethan Joseph	LB	6-2	212	Fr.	HS
31	Max Fletcher	P	6-5	178	Fr.	HS
32	Drew Winn	DB	5-11	183	R-Jr.	TR
33	Isaiah Nichols	DL	6-3	315	R-Sr.	3L
34	Hunter Talley	TE	6-4	210	Fr.	HS
35	Mani Powell	LB	6-3	234	Fr.	HS

HOMETOWN (HIGH SCHOOL/PREVIOUS SCHOOL)

Maumelle, Ark. (Maumelle HS)
Tulsa, Okla. (Union HS)
Mansfield, Texas (Mansfield Legacy HS)
Sardis, Miss. (North Panola HS)
Royse City, Texas (Royse City HS)
Broken Arrow, Okla. (Broken Arrow HS)
St. Petersburg, Fla. (St. Petersburg HS/Toledo)
Houston, Texas (Klein Oak HS/LSU)
Rison, Ark. (Rison HS)
Missouri City, Texas (Ft. Bend Marshall HS)
Atlanta, Ga. (Tri-Cities HS)
Rockledge, Fla. (Rockledge HS)
Ellenwood, Ga. (Cedar Grove HS)
Atlanta, Ga. (Woodward Academy)
Miami Gardens, Fla. (Mater Academy Charter/Georgia)
Murfreesboro, Tenn. (Blackman HS)
Cedartown, Ga. (Cedartown HS)
Leesburg, Ga. (Lee County HS)
Mansfield, Texas (Mansfield Legacy HS)
Ellenwood, Ga. (Cedar Grove HS/Oklahoma)
Suwanee, Ga. (North Gwinnett HS/South Florida)
Lucas, Texas (Lovejoy HS)
Ashdown, Ark. (Ashdown HS)
Rockdale, Texas (Rockdale HS/Oklahoma)
Frisco, Texas (Frisco HS)
DeSoto, Texas (DeSoto HS)
Lakeland, Fla. (Jenkins HS/Georgia Tech)
Oklahoma City, Okla. (John Marshall HS)
Pine Bluff, Ark. (Pine Bluff HS)
Little Rock, Ark. (Parkview HS)
Tulsa, Okla. (Booker T. Washington HS)
Fayetteville, Ark. (Fayetteville HS)
Dallas, Texas (Highland Park HS)
Kennesaw, Ga. (North Cobb HS)
Spring, Texas (Manvel HS/Penn State)
Stephenville, Texas (Stephenville HS/Ole Miss)
Jonesboro, Ark. (Jonesboro HS)
Tomball, Texas (Tomball HS/Texas State)
Boston, Mass. (Suffield Academy)
Crowley, Texas (Crowley HS)
Sugar Land, Texas (Fort Bend Travis HS)
Oklahoma City, Okla. (Carl Albert HS)
Brownsville, Tenn. (Haywood HS)
Milan, Tenn. (Milan HS)
Little Rock, Ark. (Joe T. Robinson HS)
Florence, S.C. (W. Florence HS/Coll. of the Canyons)
Forrest City, Ark. (Jonesboro HS)
Little Rock, Ark. (Parkview HS)
Warren, Ark. (Warren HS/Southern Arkansas)
Springdale, Ark. (Springdale HS)
Cordele, Ga. (Crisp County HS)
Arlington, Texas (Lamar HS)
Moore, Okla. (Southmoore HS)
Jonesboro, Ark. (Jonesboro HS)
Magnolia, Texas (Magnolia HS)
Alpharetta, Ga. (King's Ridge Christian)
Melbourne, Australia (ProKick Australia)
Pea Ridge, Ark. (Pea Ridge HS/Pittsburg State)
Springdale, Ark. (Springdale HS)
Siloam Springs, Ark. (Siloam Springs HS)
Fayetteville, Ark. (Fayetteville HS)



2022 ROSTER

ALPHABETICAL ROSTER

NO.	NAME	POSITION
39	Nathan Johnson	TE
25	James Joiner	RB
70	Luke Jones	OL
30	Ethan Joseph	LB
7	Trey Knox	TE
75	Patrick Kutas	OL
3	Matt Landers	WR
62	Brady Latham	OL
42	Zach Lee	TE
21	Jaylen Lewis	DB
51	Taylor Lewis	DL
55	Beaux Limmer	OL
29	Cam Little	K/P
13	Chase Lowery	DB
61	Brooks Magee	LS
65	Devon Manuel	OL
17	Sam Mbake	WR
81	Quincey McAdoo	WR
3	Dwight McGlothorn	DB
90	Marcus Miller	DL
33	Isaiah Nichols	DL
52	John Oehrlein	OL
36	Erin Outley	TE
16	Keuan Parker	DB
98	Roy Patterson	DL
27	Chris Paul Jr.	LB
26	Landon Phipps	DB
29	John Paul Pickens	DB
10	Bumper Pool	LB
35	Mani Powell	LB
18	Austin Renfro	QB
15	Landon Rogers	TE
42	Drew Sanders	LB
5	Raheim Sanders	RB
16	Isaiah Sategna	WR
38	Mason Schueck	LB
22	Daryl Searcy	RB
2	Myles Slusher	DB
39	Courtney Snelling	DB
74	Jalen St. John	OL
48	Eli Stein	LS
14	Bryce Stephens	WR
58	Jashaud Stewart	DL
67	Josh Street	OL
51	Ricky Stromberg	OL
80	Collin Sutherland	TE
34	Hunter Talley	TE
37	Eric Thomas Jr.	DL
41	Kyle Thompson	DL
84	Warren Thompson	WR
6	Jacorrei Turner	LB
78	Dalton Wagner	OL
8	Ty Washington	TE
63	Terry Wells	OL
49	McKinley Williams	DB
56	Zach Williams	DL
13	Jaedon Wilson	WR
32	Drew Winn	DB
45	Jackson Woodard	LB
20	Zach Zimos	DB

NUMERICAL ROSTER

NO.	NAME	POS	HT	WT	CL	EXP
36	Jordan Crook	LB	6-0	232	Fr.	HS
36	Erin Outley	TE	6-4	255	R-Fr.	RS
37	Eric Thomas Jr.	DL	6-3	253	Jr.	2L
38	Mason Schueck	LB	6-2	219	Fr.	HS
39	Nathan Johnson	TE	6-4	215	R-Fr.	RS
39	Courtney Snelling	DB	5-11	165	Sr.	SQ
40	Landon Jackson	DL	6-7	274	So.	TR
41	Kyle Thompson	DL	6-3	250	Fr.	HS
42	Zach Lee	TE	6-5	241	R-So.	SQ
42	Drew Sanders	LB	6-5	233	Jr.	TR
43	Brooks Both	LB	6-0	231	R-So.	SQ
44	Kaden Henley	LB	6-2	225	Fr.	HS
45	Jackson Woodard	LB	6-3	231	R-So.	1L
46	Francisco Castro	LS	6-1	217	R-Fr.	RS
47	Jordan Hanna	LB	6-2	223	R-Fr.	RS
48	Eli Stein	LS	6-3	227	Fr.	HS
49	McKinley Williams	DB	6-1	209	R-Sr.	1L
50	Cole Carson	OL	6-5	305	R-Fr.	RS
50	Eric Gregory	DL	6-4	303	R-Jr.	2L
51	Taylor Lewis	DL	6-3	317	R-Jr.	TR
51	Ricky Stromberg	OL	6-4	313	Sr.	3L
52	John Oehrlein	LS	6-1	235	R-Jr.	SQ
53	Ty Kieast Crawford	OL	6-5	325	Jr.	1L
55	JJ Hollingsworth	DL	6-3	246	Fr.	HS
55	Beaux Limmer	OL	6-5	302	R-Jr.	2L
56	Marcus Henderson	OL	6-5	303	R-So.	1L
56	Zach Williams	DL	6-4	261	Sr.	3L
58	Jashaud Stewart	DL	6-2	251	Jr.	2L
59	Eli Henderson	OL	6-4	315	Fr.	HS
61	Briggs Magee	LS	6-2	230	Fr.	HS
62	Brady Latham	OL	6-5	307	R-Jr.	2L
63	Terry Wells	OL	6-5	327	R-Fr.	RS
65	Devon Manuel	OL	6-9	334	R-Fr.	RS
66	Kai Hamilton	OL	6-4	300	Fr.	HS
67	Josh Street	OL	6-6	310	R-Fr.	RS
70	Luke Jones	OL	6-5	327	R-Jr.	2L
71	Brock Burns	OL	6-4	296	Fr.	HS
72	Andrew Chamblee	OL	6-6	303	Fr.	HS
73	Brooks Edmonson	OL	6-4	315	Fr.	HS
74	Jalen St. John	OL	6-5	327	R-So.	1L
75	Patrick Kutas	OL	6-5	305	Fr.	HS
76	E'Marion Harris	OL	6-7	340	Fr.	HS
78	Dalton Wagner	OL	6-9	331	*R-Sr.	4L
80	Collin Sutherland	TE	6-5	260	R-So.	SQ
81	Quincey McAdoo	WR	6-2	192	Fr.	HS
82	Hudson Henry	TE	6-5	254	R-Jr.	2L
83	Chris Harris	WR	5-10	187	R-So.	SQ
84	Warren Thompson	WR	6-3	198	R-Sr.	1L
85	Harper Cole	WR	5-9	178	R-So.	1L
86	Kalil Girault	WR	6-0	186	Fr.	HS
87	Dax Courtney	TE	6-6	210	Fr.	HS
88	Kamron Bibby	WR	6-2	180	Fr.	HS
89	Nathan Bax	TE	6-4	252	R-Jr.	2L
90	Marcus Miller	DL	6-5	286	R-Jr.	2L
91	Randall Dennis Jr.	DL	6-3	300	Fr.	HS
94	Patrick Foley	P	6-3	196	R-Fr.	RS
94	Jon Hill	DL	6-5	252	R-Fr.	RS
97	Logan Horst	DL	6-4	255	R-Sr.	TR
98	Roy Patterson	DL	6-5	253	R-So.	HS
99	Terry Hampton	DL	6-1	314	*Sr.	TR

HOMETOWN (HIGH SCHOOL/PREVIOUS SCHOOL)

Duncanville, Texas (Duncanville HS)
Little Rock, Ark. (Parkview HS)
Pensacola, Fla. (Booker T. Washington HS)
Little Rock, Ark. (Pulaski Academy)
Little Rock, Ark. (Catholic HS)
Little Rock, Ark. (Joe T. Robinson HS)
Texarkana, Texas (Pleasant Grove HS/LSU)
Aledo, Texas (Aledo HS)
Bentonville, Ark. (Bentonville HS)
Denton, Texas (Ryan HS/Alabama)
Harrison, Ark. (Harrison HS)
Springdale, Ark. (Shiloh Christian Academy)
Little Rock, Ark. (LR Christian Academy)
Miami, Fla. (Columbus HS)
Greenwood, Ark. (Greenwood HS)
Cambridge, Wisc. (Cambridge HS)
Sheridan, Ark. (Sheridan HS)
Bogata, Texas (Rivercrest HS)
Memphis, Tenn. (IMG Academy)
Chicago, Ill. (Kenwood Academy/Coll. of the Canyons)
Tulsa, Okla. (Union HS)
Austin, Texas (Westlake HS)
Carthage, Texas (Carthage HS/Charlotte)
Greenland, Ark. (Greenland HS)
Tyler, Texas (Tyler Lee HS)
Memphis, Tenn. (Memphis University School)
Little Rock, Ark. (Joe T. Robinson HS)
Jonesboro, Ark. (Jonesboro HS)
Duncan, S.C. (Byrnes HS)
Georgetown, Texas (Georgetown HS)
Jenks, Okla. (Jenks HS)
Parkin, Ark. (Wynne HS)
Sunset, La. (Beau Chene HS)
Hope, Ark. (Hope HS)
Bentonville, Ark. (Bentonville HS)
Little Rock, Ark. (Pulaski Academy/Notre Dame)
Ozark, Ark. (Ozark HS)
Maumelle, Ark. (Maumelle HS)
Bryant, Ark. (Bryant HS)
St. Louis, Mo. (Trinity Catholic HS)
Memphis, Tenn. (Christian Brothers HS)
Little Rock, Ark. (Joe T. Robinson HS)
Spring Grove, Ill. (Richmond Burton HS)
Flower Mound, Texas (Marcus HS)
Clarendon, Ark. (Clarendon HS)
Little Rock, Ark. (Pulaski Academy)
Dumas, Ark. (Dumas HS)
Seffner, Fla. (Armwood HS/Florida State)
Aurora, Ill. (Waubonsie Valley HS)
Haslet, Texas (Eaton HS)
Clarendon, Ark. (Clarendon HS)
El Dorado, Ark. (El Dorado HS)
Jefferson City, Mo. (Helias Catholic HS/Illinois State)
Warren, Ark. (Warren HS)
Lawrenceville, Ga. (Archer HS)
Omaha, Neb. (Creighton Prep)
Dumas, Ark. (Dumas HS)
Salina, Kan. (Salina Central HS/Nebraska Wesleyan)
Austin, Texas (Anderson HS)
El Dorado, Ark. (El Dorado HS/Arkansas State)

Roster by Class: Senior - 23 | Junior - 25 | Sophomore - 17 | Freshman - 56



RETURNING PLAYERS



#25 MARCO AVANT

LB | 6-3 | 221 | R-Fr. | RS
Forrest City, Ark. (Jonesboro HS)

2021 (FRESHMAN): Redshirt season ... Did not appear in any games.

HIGH SCHOOL: Rated a consensus three-star prospect by 247Sports, Rivals and ESPN ... Rated the No. 4 player overall in Arkansas by both ESPN and 247Sports ... Rated the No. 46 outside linebacker in his class ... Played linebacker for head coach Randy Coleman at Jonesboro High School ... As a senior, made 91 tackles with 3.0 sacks and a forced fumble in 10 games ... Made a season-best 18 tackles against Sylvan Hills ... As a junior at Forrest City High School, registered 83 tackles with 12.0 tackles for loss in eight games ... Part of a team that went 8-3 ... In 10 games as a sophomore, posted 67 tackles with 4.0 sacks and two interceptions ... **CHOSE ARKANSAS OVER:** Louisiana, Southern Miss, Tulane, Houston and others.



#5 CAMERON BALL

DL | 6-5 | 303 | R-Fr. | RS
Atlanta, Ga. (Tri-Cities HS)

2021 (FRESHMAN): Redshirt season ... Played in two games ... Made collegiate debut against Georgia Southern (Sept. 18) ... Notched his first career tackle against UAPB (Oct. 23).

HIGH SCHOOL: Rated a consensus three-star prospect by 247Sports, Rivals and ESPN ... Ranked the No. 35 defensive tackle in his class by Rivals ... Rated the No. 29 overall player in Georgia by 247Sports ... Played for head coach Cuevas Dargan at Tri-Cities High School ... Played in six games as a senior making 42 tackles with 6.0 tackles for loss and 4.0 sacks ... Also broke up three passes, recovered two fumbles and forced one fumble ... As a junior played in six games, making 30 tackles with 3.0 tackles for loss and 2.0 sacks ... Also recovered one fumble and forced two fumbles ... **CHOSE ARKANSAS OVER:** Arizona State, Georgia Tech, Duke, Minnesota, Boston College and others.

CAREER DEFENSIVE STATS

	GP/GS	UA	A	TOTAL	TFL	SACK	FF/FR	INT	QBH	PD
2021	2/0	0	1	1	0.0	0.0	0/0	0	1	0
TOTAL	2/0	0	1	1	0.0	0.0	0/0	0	1	0





RETURNING PLAYERS



#30 REID BAUER

P | 5-11 | 206 | R-Sr. | 2L
Magnolia, Texas (Magnolia HS)

2021 (REDSHIRT SENIOR): Primary punter and holder for the Razorbacks ... First Arkansas student-athlete to win the Peter Mortell Holder of the Year Award ... Played in all 13 games ... Averaged 43.3 yards per punt ... Totaled 2,510 yards on 58 punts ... Placed 16 punts inside the 20-yard line ... Working with K Cam Little and LS Jordan Silver, helped Arkansas' field goal and extra point operation convert 20-of-24 field goal attempts and all 46 point after tries ... Also converted a pair of fakes with his legs and his arm, highlighted by a 32-yard touchdown pass to TE Blake Kern at Alabama (Nov. 20) ... Punted five times for 190 yards, averaging 38 yards per punt, in season opener against Rice (Sept. 4) ... Called on for two punts that totaled 80 yards with a long of 47 in win over Texas (Sept. 11) ... Totaled five punts for 217 yards with a long of 60 in win against Georgia Southern (Sept. 18) ... Tasked with six punts for 240 yards with two dropping side the 20-yard line in win against Texas A&M (Sept. 25) ... Combined for 296 yards on seven punts, averaging 42.29 yards per kick while pushing a season-high three punts inside the 20-yard line versus Georgia (Oct. 2) ... Contributed 90 yards on two punts with a long of 53 yards against Ole Miss (Oct. 9) ... Finished with three punts for 113 yards while dropping one punt inside the 20-yard line against Auburn (Oct. 16) ... Called on to punt three times for 142 yards with a long of 56, averaging 47.3 yards per punt in victory against UAPB (Oct. 23) ... Recorded a season high 50.5 yard average on two punts with a long of 56 in win over Mississippi State (Nov. 6) ... Punted seven times for a season high 306 yards, averaging 43.7 per punt, while nailing two inside the 20-yard line in win over LSU (Nov. 13) ... On a 53-yard field goal attempt, ran 23 yards for a first down to set up an eventual 27-yard field goal ... Averaged 44.5 yards on six punts with a long of 50 at Alabama (Nov. 20) also dropped two punts inside the 20-yard line against the Crimson Tide to go along with his 32-yard TD pass on a fake field goal ... Finished with five punts for 246 yards, averaging 49.2 yards per punt and putting one inside the 20-yard line in win over Missouri (Nov. 26) ... Recorded a season-long 61-yard punt against the Tigers ... Punted five times for 222 yards while tying a season high with three punts inside the 20-yard line against Penn State (Jan. 1) in Outback Bowl victory.

2020 (REDSHIRT SOPHOMORE): Played in nine games and punted a team-high 39 times for 1,698 yards ... Averaged 43.5 yards per punt with 10 downed inside the 20-yard line and eight of 50+ yards ... Punted a season-high seven times averaging 46.9 yards per kick, including a season-best 62-yard kick in the win over Ole Miss (Oct. 17) ... Averaged a season-high 47.4 yards per punt and tied a season-high with seven kicks against LSU (Nov. 21) ... According to Pro Football Focus, played in 41 special teams snaps and posted a season punting grade of 72.1.

2019 (SOPHOMORE): Punted three times, totaling 110 yards in 2019, playing in two games of the season ... Hit a 36-yard punt in the season opener against Portland State on Aug. 31 ... Punted twice against Western Kentucky, posting two 37-yard kicks in the game.

2018 (FRESHMAN): Played in all 12 games during his freshman season with the Razorbacks ... Recorded 56 punts, traveling a total distance of 2,176 yards for an average of 38.9 yards per punt ... Highest average yardage by a Razorback specialist since 2016 ... Placed 14 punts inside the opponent 20-yard line, with all four of his punts against Tulsa (Oct. 20) landing inside the 20-yard marker ... Had five games with multiple kicks inside the 20-yard line, also accomplishing the feat at Colorado State (Sept. 8), vs. Ole Miss (Oct. 13), against LSU (Nov. 10) and at Missouri (Nov. 23) ... Launched a season-long 64-yard punt against the Rebels in Little Rock, while averaging a season-best 47.5 yards per punt ... It was one of four to travel over 50 yards in 2018 ... Booted two 50-yard punts against Texas A&M on Sept. 29 in Arlington ... Matched a season-high of eight attempts in that contest vs. the Aggies, totaling 346 yards for a clip of 43.3 yards per punt ... Performance against Texas A&M earned him a 72.2 grade from Pro Football Focus, his highest marks of the year ... Also hit a 53-yard punt in the season finale at Missouri in Columbia ... Punted eight times against the Tigers, finishing the year with three games of eight punts, the other coming on the road at Auburn on Sept. 22 ... Capped his freshman campaign with a 61.2 overall grade from PFF.

HIGH SCHOOL: Three-year letterwinner at Magnolia High School in Magnolia,

Texas ... Recorded 27 punts as a senior in 2017, traveling a distance of 1,115 yards for an average of 41.3 per kick ... Pinned 10 kicks inside the 20-yard-line, while hitting a career-long 62 yards ... 2017 Texas All State Honorable Mention Punter ... Named to the All-Greater Houston second team by the Houston Chronicle for his senior year performance ... Participated in the Blue-Grey All-American game in Jacksonville, Florida ... Totaled 29 punts the year before over 12 games, averaging 38.9 yards per kick after accumulating 1,127 yards overall ... Hit a season-long 56-yard punt and dropped nine inside the opponent 20-yard line ... First Team 2016 20-5A All-District Punter ... Also played outside linebacker for the Bulldogs, racking up 83 total stops, 50 solo, with 11 tackles for loss and 3.0 sacks during his high school career ... Second Team 2016 20-5A All-District Linebacker ... Earned a five-star rating from Kohl's Kicking and the No. 14 punter in the nation.

CAREER PUNTING STATS

	GP/GS	No.	Yards	Lg	Avg/G	FC	I20	50+
2018	12/0	56	2176	64	38.9	23	14	4
2019	2/0	3	110	37	36.7	1	0	0
2020	9/0	39	1698	62	43.5	13	10	8
2021	13/0	58	2510	61	43.3	23	16	14
TOTAL	36/0	156	6494	64	41.6	60	40	26





RETURNING PLAYERS



#89 NATHAN BAX

TE | 6-4 | 252 | R-Jr. | 2L
Jefferson City, Mo. (Helias Catholic HS/III. St.)

2020 FALL SEC ACADEMIC HONOR ROLL

2021 FALL SEC ACADEMIC HONOR ROLL

2021 (REDSHIRT SOPHOMORE): Played in 12 games ... Did not record any statistics ... According to Pro Football Focus, saw action in 65 special teams snaps and 18 offensive snaps.

2020 (REDSHIRT FRESHMAN): Played in nine games, predominately on special teams ... Registered four tackles (two solo) all on special teams ... Made a tackle in four games against Ole Miss (Oct. 17), Texas A&M (Oct. 31), LSU (Nov. 21) and Alabama (Dec. 12) ... According to Pro Football Focus, played in 141 special teams plays and two offensive plays ... Received a 70.6 season long special teams grade ... Both plays of offensive action came against Alabama.

AT ILLINOIS STATE: Redshirted the 2018 season.

HIGH SCHOOL: Two-year varsity starter for head coach Tim Rolo at Helias Catholic High School ... Two-way standout as a wide receiver and defensive lineman ... Finished senior season with 23 receptions, averaging 13.8 yards per catch ... On defense, recorded 73 total tackles, 4.5 sacks and 8.0 TFLs ... Earn all-district honors as a junior and senior for his work on the gridiron ... As a junior averaged 30.5 yards per reception and recorded 46 stops on defense, with 3.0 sacks and 13 TFLs ... Was also a standout on the basketball court, earning all-district honors twice and helping Helias to a third-place finish in the state as a sophomore ... Named a team captain for both football and basketball.

PERSONAL: Born August 18, 1999, in Jefferson City, Missouri ... Son of Doug and Kimie Bax ... Youngest of four boys ... His brothers, David and Adam, played football at Central Missouri and his other brother, Ryan, played basketball at Benedictine ... Member of the honor roll every semester and named the Rotary Student of the Month ... Earned the Carl Vogel Award for academic excellence.

CAREER RECEIVING STATS

	GP/GS	Rec	Yds	Avg/C	TD	Lg
2020	9/0	0	0	0.0/0	0	-
2021	12/0	0	0	0.0/0	0	-
TOTAL	21/0	0	0	0.0/0	0	-



#11 LADARRIUS BISHOP

DB | 6-0 | 194 | R-Sr. | 3L
Ashdown, Ark. (Ashdown HS)

2021 (REDSHIRT JUNIOR): Played in 12 games with nine starts at cornerback ... Totaled 15 tackles and three pass breakups ... Started first five games ... According to Pro Football Focus, played 548 snaps ... Recorded at least one tackle in eight games ... Made one assisted tackle in win over Rice (Sept. 4) ... Registered two tackles and a pass breakup in win against Texas (Sept. 11) ... Finished with two tackles in win over Texas A&M (Sept. 25) ... Totaled one assisted stop at Ole Miss (Oct. 9) ... Logged two tackles and a pass breakup in win over Mississippi State (Nov. 6) ... Made two solo stops in road win at LSU (Nov. 13) ... Carded a season high four tackles at Alabama (Nov. 20) ... Finished with one solo stop and a pass breakup in win against Missouri (Nov. 26).

2020 (REDSHIRT SOPHOMORE): Played in all 10 games and made one start at cornerback in the season finale against Alabama (Dec. 12) ... Logged 17 total tackles (eight solo) with 1.0 tackle for loss and two passes broken up ... Made at least one tackle in each of the first four games of the season, totaling one stop against Georgia (Sept. 26), Ole Miss (Oct. 17) and Texas A&M (Oct. 31) and three in the road win at Mississippi State (Oct. 3) ... Broke up first pass of the year in the win over Tennessee (Nov. 7) and broke up his second pass of the year and made one tackle the following week at Florida (Nov. 14) ... Recorded two tackles against LSU (Nov. 21) and one at Missouri (Dec. 5) ... Concluded the season making his only start of the year and recorded a season-best seven tackles with four solo stops and 1.0 tackle for loss ... Registered a tackle for loss for loss of two yards on third down, forcing a punt ... According to Pro Football Focus, played 233 defensive and 207 special teams snaps ... Posted a season defensive grade of 71.7 and a tackling grade of 81.7.

2019 (REDSHIRT FRESHMAN): Played in 10 games, starting three at cornerback for the Razorbacks in 2019 ... Got the starting nod against San Jose State (Sept. 21), Mississippi State (Nov. 2) and at LSU (Nov. 23) ... Totaled 387 plays, according to Pro Football Focus, seeing 267 snaps on defense, with the other 120 coming on Arkansas' various special teams units ... Recorded 22 tackles, 15 solo, with one for loss, breaking up one pass and recovering a fumble that was returned 25 yards for a touchdown against Colorado State on Sept. 14 ... First career fumble recovery ... Didn't have a tackle until the fourth game of the year, going off for eight solo stops against San Jose State ... Posted his top tackling grade from PFF against the Spartans with a mark of 83.2 ... After one tackle vs. Kentucky (Oct. 12), posted two stops in three-straight games vs. Alabama (Oct. 26), Mississippi State (Nov. 2) and Western Kentucky (Nov. 9), with a tackle for loss against the Hilltoppers ... Tallied seven stops in his final game of the year at LSU on Nov. 23 ... Finished the year with an overall tackling grade of 85.3 from PFF.

2018 (FRESHMAN): Played in two games in his first season with the Razorbacks ... saw action against North Texas on Sept. 15 and LSU on Nov. 10 ... Totaled four snaps, three in punt return and one in defensive coverage against a Tiger receiver.

HIGH SCHOOL: A four-star recruit according to Rivals ... Rated as the No. 2 player in the state of Arkansas and the No. 28 cornerback in the nation by Rivals ... Three-Star prospect by ESPN and 247Sports ... Rated by 247Sports Composite rankings as the No. 5 player in the state and No. 49 cornerback nationally ... Ranked as the No. 69 cornerback nationally by ESPN ... Played in the Offense-Defense All-American Bowl in New Orleans on Dec. 29 ... Clocked under 4.4 in the 40-yard dash ... As senior, rushed for 249 yards and three TDs on just 25 carries ... Added 29 receptions for 485 yards and five touchdowns ... Averaged 13.6 yards per touch on offense ... Had nine tackles and two interceptions on defense ... As a junior, registered 36 tackles, one INT and five pass breakups ... Added 406 receiving yards and four TDs to go along with 136 rushing yards and one TD ... Chose Arkansas over Florida, Mississippi State, Oklahoma State, Baylor, Memphis, Purdue, Illinois, Iowa State and others.

CAREER DEFENSIVE STATS

	GP/GS	UA	A	TOTAL	TFL	SACK	FF/FR	INT	QBH	PD
2018	2/0	0	0	0	0.0	0.0	0/0	0	0	0
2019	10/3	15	7	22	1.0	0.0	0/1	0	0	1
2020	10/1	8	9	17	1.0	0.0	0/0	0	0	2
2021	12/9	8	7	15	0.0	0.0	0/0	0	0	3
TOTAL	34/13	31	23	54	2.0	0.0	0/1	0	0	6

CAREER KICK RETURN STATS

	No.	Yds	TD	LG	Avg/R
2018	0	0	0	0	0.0
2019	0	0	0	0	0.0
2020	0	0	0	0	0.0
2021	6	144	0	42	24.0
TOTAL	6	144	0	42	24.0



RETURNING PLAYERS



#15 SIMEON BLAIR

DB | 5-10 | 208 | R-Sr. | 3L
Pine Bluff, Ark. (Pine Bluff HS)

2021 FALL SEC ACADEMIC HONOR ROLL
2020 FALL SEC ACADEMIC HONOR ROLL

2021 (REDSHIRT JUNIOR): Played in all 13 games with seven starts ... Finished with 38 tackles, one tackle for loss, one sack and four pass breakups ... Recorded at least one tackle in every game ... Filed 10 games with multiple tackles ... Was the team's 10th leading tackler ... Totaled one assisted stop and one pass breakup in win over Rice (Sept. 4) ... Recorded first start of the season and finished with two tackles and a pass breakup in win over Texas (Sept. 11) ... Registered one solo stop in victory versus Georgia Southern (Sept. 18) ... Tallied two tackles in win against Texas A&M (Sept. 25) ... Carded three tackles and a pass breakup versus Georgia (Oct. 2) ... Recorded a season-high five tackles against Ole Miss (Oct. 9) ... Totaled four tackles, including three solo stops, against Auburn (Oct. 16) ... Recorded one solo stop and a pass breakup in win over UAPB (Oct. 23) ... Finished with three tackles in victory against Mississippi State (Nov. 6) ... Tied season high in tackles with five in road win at LSU (Nov. 13) ... Registered five tackles for the second straight week to go along with one sack for a loss of four yards (Nov. 20) ... Collected four tackles in win over Missouri (Nov. 26) ... Recorded two solo stops against Penn State (Jan. 1) in Outback Bowl victory.

2020 (REDSHIRT SOPHOMORE): Played in nine games and made two starts the first two weeks of the season at boundary safety against Georgia (Sept. 26) and Mississippi State (Oct. 3) ... Totaled 23 tackles (10 solo) with two passes broken up ... Made his first career start in the season-opener against Georgia, logging three tackles with a pass broken up ... Registered a career-high six tackles twice against Mississippi State and Texas A&M (Oct. 31), totaling a season-high four solo stops against the Aggies ... Recorded three or more tackles in five games ... Notched two tackles on special teams ... According to Pro Football Focus, saw action in 244 defensive and 121 special teams snaps, posting a season-best defensive game grade of 74.2 against Georgia.

2019 (REDSHIRT FRESHMAN): Played in 11 of 12 games for the Razorbacks in 2019, seeing most of his action on special teams ... Totaled 184 plays according to Pro Football Focus ... Recorded one tackle against Western Kentucky on Nov. 9, a solo stop on special teams ... Lined up defensively against Auburn (Oct. 19) and at LSU (Nov. 23).

2018 (FRESHMAN): Did not appear in any games during the 2018 season.

HIGH SCHOOL: Varsity letterwinner at Pine Bluff High School in Pine Bluff, Arkansas as a quarterback and defensive back ... Threw for over 1,641 yards and 20 touchdowns on 102 completions, averaging 182.3 yards per game, helping the Zebras to the second round of the 2016 Centennial Bank State Playoffs.

CAREER DEFENSIVE STATS

	GP/GS	UA	A	TOTAL	TFL	SACK	FF/FR	INT	QBH	PD
2019	11/0	1	0	1	0.0	0.0	0/0	0	0	0
2020	9/2	10	13	23	0.0	0.0	0/0	0	0	2
2021	13/7	23	15	38	1.0	1.0	0/0	0	0	4
TOTAL	33/9	34	28	62	1.0	1.0	0/0	0	0	6





RETURNING PLAYERS



#43 BROOKS BOTH

LB | 6-0 | 231 | R-So. | SQ
Harrison, Ark. (Harrison HS)

2021 FALL SEC ACADEMIC HONOR ROLL

2021 (REDSHIRT FRESHMAN): Did not appear in any games.

2020 (FRESHMAN): Redshirted and did not play in any games in 2020.

HIGH SCHOOL: Three-year varsity letter winner at Harrison High School for head coach Joel Wells as a linebacker and fullback ... Named 2019 Farm Bureau Insurance Arkansas 5A Defensive Player of the Year... Selected to the 2019 Arkansas Sports Media High School Football Super Team, which is comprised of the best 27 seniors from across the state ... Played in 37 games over three seasons for the Gobblins ... Comes from a winning culture at Harrison, which amassed a 32-6 record over his three seasons and qualified for the state playoffs each year ... Named a captain and served as the signal caller defensively from his linebacker position while contributing offensively as a reliable blocking fullback ... Finished high school career with 330 total tackles and 10.0 sacks ... As a senior made 88 total tackles (47 solo, 41 asst.) with 4.5 tackles for loss, 2.5 sacks, one forced fumble and one fumble recovery in 12 games played ... Offensively, carried the ball eight times for 67 yards (8.4 ypc) and scored one touchdown while making one reception out of the backfield and contributing 38 kickoff return yards ... In junior campaign posted 124 total tackles (50 solo, 74 asst.) over 13 games while adding 6.5 tackles for loss, 4.5 sacks and one fumble recovery ... As a fullback rushed 20 times for 142 yards (7.1 ypc), scored four touchdowns and hauled in two catches for 59 yards ... As a sophomore registered 124 total tackles (56 solo, 53 asst.) in 12 games while adding 4.0 tackles for loss and 3.0 sacks ... Ran the ball four times for 57 yards (14.3 ypc) and scored a touchdown ... In his high school debut as a sophomore, recorded 16 tackles against Mountain Home ... The following week scampered for a career-best 50-yard touchdown run versus Siloam Springs ... As a junior, part of a Gobblins squad that captured the 5A-West Conference Championship, finished the regular season 10-0 and reached the semifinals of the state playoffs ... Recognized for his contributions in a win over Huntsville by garnering Brandon Burlsworth Foundation Player of Game honors ... During senior season named Brandon Burlsworth Foundation Player of the Game for his contributions against Siloam Springs ... Also a member of the Harrison track and field team competing in discus and shotput.



#50 COLE CARSON

OL | 6-5 | 305 | R-Fr. | RS
Bogata, Texas (Rivercrest HS)

2021 (FRESHMAN): Redshirted during his first season ... Did not appear in any games.

HIGH SCHOOL: Consensus three-star prospect by 247Sports, Rivals and ESPN ... Rated the No. 45 offensive tackle in his class by Rivals ... Ranked the No. 77 player in Texas by 247Sports ... Played both offensive and defensive tackle for head coach Lance Connot at Rivercrest High School ... As a senior, played on a 7-4 Rivercrest team that reached the second round of the playoffs ... His junior season, helped Rivercrest to an 11-2 record and third round playoff appearance ... Also earned first-team all-district recognition as a junior ... co-owns a 400-acre ranch with his grandfather ... **CHOOSE ARKANSAS OVER:** Auburn, Vanderbilt, Ole Miss, Baylor, Colorado, Duke and others.



#9 TAUREAN CARTER

DL | 6-3 | 294 | R-Jr. | 2L
Mansfield, Texas (Mansfield Legacy HS)

2021 FALL SEC ACADEMIC HONOR ROLL

2020 FALL SEC ACADEMIC HONOR ROLL

2021 (REDSHIRT SOPHOMORE): Appeared in all 13 games totaling 24 tackles, three tackles for loss, one sack and one pass breakup ... Registered five games with multiple tackles ... According to Pro Football Focus, played in 262 snaps with 244 at defensive line and 18 on special teams ... Made a career high six tackles and 0.5 tackles for loss in season opening win over Rice (Sept. 4) ... Made one assisted stop and broke up one pass in win against Texas (Sept. 11) ... Collected four tackles in victory versus Georgia Southern (Sept. 18) ... Recorded one stop in win over Texas A&M (Sept. 25) ... Made two stops against Georgia (Oct. 2) ... Filed one assisted stop at Ole Miss (Oct. 09) ... Logged one solo stop against Auburn (Oct. 16) ... Finished with three tackles in win over UAPB (Oct. 23) ... Made first career sack in road victory over LSU (Nov. 13) ... Totaled one tackle for loss at Alabama (Nov. 20) ... Posted three assisted stops in win against Missouri (Nov. 26).

REDSHIRT FRESHMAN (2020): Played in eight games and made one start against LSU (Nov. 21) ... Totaled 11 tackles (four solo) and one pass broken up ... Made two stops in the season opener and broke up a pass against Georgia (Sept. 26) ... Had one tackle at Texas A&M (Oct. 31) ... Totaled a career-high three tackles in the win against Tennessee (Nov. 7) ... Wrapped up one tackle at Florida (Nov. 14) ... Tied career-high with three stops against LSU (Nov. 21) ... Registered one tackle in the season finale against Alabama (Dec. 12) ... According to Pro Football Focus, played in 155 defensive and 10 special teams snaps ... Posted a season-best defensive game grade of 71.1 against Georgia ... Recorded three games with a tackling grade over 70.

FRESHMAN (2019): Did not play during the 2019 season.

HIGH SCHOOL: Three-star prospect by Rivals, 247Sports and ESPN ... Rated as the No. 30 defensive tackle in the country by Rivals ... Ranked No. 51 overall in the state of Texas by 247Sports ... Four-year varsity letterwinner at Mansfield Legacy High School in Mansfield, Texas ... Tallied 28 total tackles, eight for loss with four sacks, 15 quarterback hurries and a forced fumble in 2018 ... Invited to play in the Offense-Defense All-American Bowl on Dec. 31 ... Racked up 63 total tackles, 38 solo, with 14 for loss as a junior in 2017 ... Posted seven sacks with a forced fumble, helping the Broncos to a 10-3 overall record and a berth in the Texas High School Football 5A-II semifinals ... Had 66 tackles, 39 solo, with six for loss, all sacks, and seven QBH as a sophomore on the 11-3 state quarterfinal Mansfield Legacy squad ... **CHOOSE ARKANSAS OVER:** Florida, Michigan State, Oklahoma State, Purdue, TCU, Texas, Texas Tech, Wisconsin and others.


PERSONAL: Taurean Carter (tour-ee-an) ... Born March 5, 2001 ... Son of Chantal Brown and Taurean Carter Sr. ... Has four siblings, Z'Kharyah, Anthony, Don and Natilya.

CAREER DEFENSIVE STATS

	GP/GS	UA	A	TOTAL	TFL	SACK	FF/FR	INT	QBH	PD
2020	8/1	4	7	11	0.0	0.0	0/0	0	0	1
2021	13/0	6	18	24	3.0	1.0	0/0	0	0	1
TOTAL	21/1	10	25	35	3.0	1.0	0/0	0	0	2



RETURNING PLAYERS



#46 FRANCISCO CASTRO

LS | 6-1 | 217 | R-Fr. | RS
Miami, Fla. (Columbus HS)

2021 (FRESHMAN): Redshirt season ... Did not appear in any games.

HIGH SCHOOL: Played both long snapper and tight end at Christopher Columbus High School for head coach Dave Dunn ... 2021 North vs. South Blue-Grey All-American Bowl ... In 2019, won the Class 8A State Championship ... Ranked No. Class of 2021 long snapper at the 2019 Kohl's Future Stars Camp ... Chose Arkansas over West Virginia and Miami (Fla.).



#1 JALEN CATALON

DB | 5-10 | 201 | R-Jr. | 2L
Mansfield, Texas (Mansfield Legacy HS)

2022 PHIL STEELE PRESEASON FIRST TEAM ALL-AMERICAN

2022 PHIL STEELE PRESEASON FIRST TEAM ALL-SEC

2021 PRESEASON SECOND TEAM ALL-AMERICAN (AP)

2021 CHUCK BEDNARIK AWARD WATCH LIST

2021 FALL SEC ACADEMIC HONOR ROLL

2020 ALL-SEC FIRST TEAM (AP)

2020 ALL-SEC SECOND TEAM (COACHES)

2020 PHIL STEELE THIRD TEAM ALL-AMERICAN

2020 FWAA FRESHMAN ALL-AMERICAN

2020 JIM THORPE AWARD SEMIFINALIST

2020 THE ATHLETIC FRESHMAN ALL-AMERICAN

2020 SEC DEFENSIVE PLAYER OF THE WEEK

2020 JIM THORPE AWARD PLAYER OF THE WEEK

2020 FALL SEC ACADEMIC HONOR ROLL

2021 (REDSHIRT SOPHOMORE): Named a Preseason Second-Team All-American by the AP ... Earned a spot on the Chuck Bednarik Award watch list ... Started in the Hogs' first six games before being sidelined by a season-ending injury ... Finished eighth on the team in total tackles (46) with 1.5 tackles for loss despite playing in only six games ... Four pass breakups on the year, tied for third most on the team ... Carded double-digit tackles (11), including a tackle for loss, and a career-high two interceptions in the season opener against Rice (Sept. 4) ... Recorded eight total tackles and a pass deflection against Texas (Sept. 11) ... Made nine tackles and registered two pass breakups against Georgia Southern (Sept. 18) ... Finished with two total tackles against Texas A&M (Sept. 25) ... Notched seven tackles at Georgia (Oct. 2) ... Accumulated nine tackles, 0.5 tackles for a loss and a pass breakup at Ole Miss (Oct. 9).

2020 (REDSHIRT FRESHMAN): Tabbed to the All-SEC First Team by the AP and Second Team by the coaches ... First Razorback defensive back to earn All-SEC honors from the league's coaches since Michael Grant (2007) ... Named a FWAA Freshman All-American, the first Razorback since Dre Greenlaw (2015) ... Garnered Phil Steele Third Team All-American recognition ... Selected to The Athletic's Freshman All-American Team ... Played in all 10 games and started nine at strong safety ... Logged 99 total tackles (51 solo), 2.0 tackles for loss, three interceptions, four passes broken up, one fumble recovery and two forced fumbles ... Led the team in solo tackles, tied for the lead in interceptions and ranked third in total tackles ... Averaged 9.9 tackles per game, ranking tied for the FBS freshman lead and fourth among all SEC defenders ... Only FBS freshman to post 95+ tackles and at least three interceptions during the regular season ...

First SEC freshman since Tennessee's Eric Berry (2007) to post at least 86 tackles with three picks ... First SEC freshman since 2012 to record 70+ tackles with three or more interceptions ... Finished third on the team with nine tackles while also forcing a fumble in his first career start against Georgia (Sept. 26) ... Logged 13 tackles in the win at Mississippi State (Oct. 3) ... Led the team making 14 tackles at No. 13 Auburn (Oct. 10) ... Recorded his first career interception, returning it 35 yards for a touchdown, and also registered nine tackles and a forced fumble in the win over Ole Miss (Oct. 17) ... First SEC player to log at least nine tackles with an interception return for a touchdown and a forced fumble since at least 2000 ... Limited to one tackle and left the game after being penalized for targeting at Texas A&M (Oct. 31) ... Named SEC Defensive Player of the Week for his 12 tackles, one interception and one forced fumble in the win over Tennessee (Nov. 7) ... Also named Jim Thorpe Award Player of the Week for his performance against Tennessee ... Made 12 tackles and recorded an interception for the second straight game and broke up a career-high two passes at No. 6 Florida (Nov. 14) ... Became the first Razorback to intercept a pass in back-to-back games since at least 1997 ... Made a career-high 16 tackles against LSU (Nov. 21), recording his third straight 10+ tackle game (Tennessee, Florida, LSU) ... Posted three tackles against Missouri (Dec. 5) ... Recorded his sixth 10+ tackle game of the season, making 10 stops against No. 1 Alabama (Dec. 12) ... Totaled five games of 12 or more tackles, ranking second nationally behind teammate Grant Morgan ... According to Pro Football Focus, saw action in 712 defensive and 92 special teams snaps ... Turned in a season defensive grade of 79.4 and an 80.7 coverage grade.

2019 (FRESHMAN): Played in four games as a true freshman for the Razorbacks in 2019 ... Appeared in games against Ole Miss (Sept. 7), San Jose State (Sept. 21), Kentucky (Oct. 12) and Western Kentucky (Nov. 9) ... Saw action on 33 defensive snaps and 14 special teams plays over the course of the season, with a majority of time on defense against WKU in the home finale ... Tallied 29 snaps against the Hilltoppers, 10 in coverage, recording six tackles, three solo, with a PBU and a forced fumble ... Finished the year with an overall defensive grade of 85.3 from Pro Football Focus, with a mark of 75.5 in coverage.

HIGH SCHOOL: Four-star prospect by Rivals, 247Sports and ESPN ... Ranked No. 20 in the nation at the safety position by Rivals ... Rated 29th overall in the state of Texas according to 247Sports ... Four-year varsity letterwinner at Mansfield Legacy High School in Mansfield, Texas ... Also lettered in basketball and baseball ... Played in one game as a senior before an injury forced him to miss the rest of the season ... A key member on both sides of the ball for the Broncos in 2017, starting at safety and quarterback for Legacy HS as a junior ... Racked up 101 tackles, including 70 solo, with six for loss ... Also had three interceptions, six forced fumbles and six fumble recoveries on the defensive side of the field ... Passed the 1,000-yard threshold both through the air and on the ground at the helm of the Bronco offense, throwing for 1,122 yards and 15 touchdowns while rushing for 1,064 yards and 13 scores ... Led Legacy to the 2017 Texas High School Football Class 5A-II state semifinals and a 12-3 overall record ... Earned four 2017 Defensive Player of the Year honors from SportsDay, The Fort Worth Star Telegram, Associated Press and District 10-5A ... Credited with 183 total tackles, 139 solo, as a sophomore in 2016, posting seven for loss with nine interceptions, three forced fumbles and one fumble recovery ... Joins Mansfield Legacy teammates Taurean Carter and Enoch Jackson Jr., who signed with the Razorbacks in December ... **CHOSE ARKANSAS OVER:** Alabama, Florida, Missouri, Oklahoma, Ohio State, TCU, Texas, Texas Tech, Wisconsin and others.

PERSONAL: Born March 15, 2001 ... Son of Phyllis and Sherman Catalon ... Brother Kendall Catalon was a wide receiver for the Razorbacks.

CAREER DEFENSIVE STATS

	GP/GS	UA	A	TOTAL	TFL	SACK	FF/FR	INT	QBH	PD
2019	4/0	3	3	6	0.0	0.0	1/0	0	0	1
2020	10/9	51	48	99	2.0	0.0	2/1	3	0	4
2021	6/6	22	24	46	1.5	0.0	0/0	2	1	4
TOTAL	20/15	76	75	151	3.5	0.0	3/1	5	1	9



RETURNING PLAYERS





RETURNING PLAYERS



#4 MALIK CHAVIS

DB | 6-2 | 192 | R-Jr. | 2L
Rison, Ark. (Rison HS)

2020 FALL SEC ACADEMIC HONOR ROLL

2021 (REDSHIRT SOPHOMORE): Played in 11 games with two starts ... Finished with 14 tackles, including eight solo stops, and one interception ... According to Pro Football Focus, played in 344 snaps with 198 on special teams and 146 on defense ... Collected first tackle of the season against Rice (Sept. 4) ... Totaled one assisted tackle against Texas A&M (Sept. 25) ... Charted one solo stop against Ole Miss (Oct. 9) ... Snagged his first career interception in win over UAPB (Oct. 23) ... Carded a career-high four tackles against Mississippi State (Nov. 6) ... Finished with two solo stops and played a season-high 51 snaps at LSU (Nov. 13) ... Tied his career high with four tackles at Alabama (Nov. 20) ... Recorded one tackle against Penn State (Jan. 1) in the Outback Bowl.

2020 (REDSHIRT FRESHMAN): Played in seven games, registering one tackle ... Saw action in two games on defense against Florida (Nov. 14) and Missouri (Dec. 5) ... Recorded only tackle of the season against Florida ... Played a season-high 36 defensive snaps against Missouri ... According to Pro Football Focus, played 39 defensive and 49 special teams snaps ... Posted a 61.3 season defensive grade.

2019 (FRESHMAN): Played in two games for the Razorbacks in 2019, seeing time against Mississippi State (Nov. 2) and Western Kentucky (Nov. 9) ... Totaled 38 plays as a freshman, seeing 21 lined up defensively and 17 on Arkansas' various special teams units, according to Pro Football Focus ... Recorded two tackles, with a solo stop against the Bulldogs.

HIGH SCHOOL: Three-star prospect by Rivals, 247Sports and ESPN ... No. 7 overall recruit in the state of Arkansas by Rivals and ESPN ... Four-year varsity football letterwinner at Rison High School in Rison, Arkansas ... Also lettered in basketball, baseball and track & field ... Played on both sides of the ball as a defensive back and running back ... Recorded 46 tackles, one for loss, along with six pass breakups ... Rushed for 939 yards on 91 carries, scoring 11 touchdowns on the ground and two via TD receptions ... Helped the Wildcats to a 14-1 overall record, with the only loss of the season coming in the Arkansas state 3A semifinal on Dec. 1 ... Totaled 29 tackles and two interceptions as a junior, while rushing for 998 yards and 14 touchdowns and hauling in 13 passes for 201 yards and two touchdowns through the air ... **CHOSE ARKANSAS OVER:** Memphis and others.

PERSONAL: Born Sept. 25, 2000 ... Son of Pamela and Johnny Chavis ... Has one sibling, Aaliyah.

CAREER DEFENSIVE STATS

	GP/GS	UA	A	TOTAL	TFL	SACK	FF/FR	INT	QBH	PD
2019	2/0	1	1	2	0.0	0.0	0/0	0	0	0
2020	7/0	1	0	1	0.0	0.0	0/0	0	0	0
2021	11/2	8	6	14	0.0	0.0	0/0	1	0	0
TOTAL	20/2	10	7	17	0.0	0.0	0/0	1	0	0



#17 HUDSON CLARK

DB | 6-2 | 182 | R-Jr. | 2L
Dallas, Texas (Highland Park HS)

2021 FALL SEC ACADEMIC HONOR ROLL

2020 SEC FRESHMAN OF THE WEEK
2020 JIM THORPE AWARD PLAYER OF THE WEEK
2020 FALL SEC ACADEMIC HONOR ROLL

2021 (REDSHIRT SOPHOMORE): Played in 12 games with four starts ... Finished with 22 tackles, one tackle for loss and one pass breakup ... According to Pro Football Focus, played in 545 snaps with 392 on defense and 153 on special teams ... Recorded nine games with at least one tackle ... Totaled five games with multiple tackles ... Recorded one assisted stop in win over Texas (Sept. 11) ... Logged one solo tackle in win against Texas A&M (Sept. 25) ... Registered two stops at Georgia (Oct. 2) ... Made one solo tackle at Ole Miss (Oct. 9) ... Logged first start of the season against Auburn, filing three tackles against the Tigers (Oct. 16) ... Carded his second game of the season with three tackles in win over Mississippi State (Nov. 6) ... Recorded one solo stop in road victory at LSU (Nov. 13) ... Tied his career high in tackles with seven and a tackle for loss in win over Missouri (Nov. 26) ... Finished with three tackles and a pass breakup in Outback Bowl win against Penn State (Jan. 1).

2020: (REDSHIRT FRESHMAN): Played in eight games and made seven starts at cornerback as a walk-on ... Team's fifth-leading tackler, posting 47 stops (32 solo) and tied for the team lead making three interceptions ... Tied for fifth on the team breaking up three passes ... Saw his first collegiate action in the win at Mississippi State (Oct. 3), playing 49 snaps and making two tackles ... Earned his first career start the following week at Auburn (Oct. 10), making seven tackles, all solo, with a pass broken up ... Turned in a career performance against Ole Miss (Oct. 17), registering five tackles and three interceptions in the win ... He tied the school record for second-most picks in a single-game and tied for third in the SEC record book ... First freshman in Arkansas history to intercept three passes in the same game and first SEC freshman since Mississippi State's Darren Williams in 2003 against Troy ... Earned SEC co-Freshman of the Week, Jim Thorpe Award Player of the Week and PFF College MVP for his performance against the Rebels ... Registered nine tackles at Texas A&M (Oct. 31), wrapping up seven solo stops ... Broke up his second pass of the year and made three tackles in the win over Tennessee (Nov. 7) ... Logged seven tackles at Florida (Nov. 14) ... Totaled first double-digit tackle game, making a career-high 10 stops with his first career tackle for loss at Missouri (Dec. 5) ... Did not play in the season finale against Alabama (Dec. 12) ... During the season, head coach Sam Pittman announced on SEC Network that Clark will receive a scholarship in January ... According to Pro Football Focus, saw action in 592 defensive and 53 special teams snaps ... Recorded a season-high defensive grade of 81.7 against Ole Miss.

2019 (FRESHMAN): Did not play during the 2019 season.

HIGH SCHOOL: Four-year letterwinner at Highland Park High School in Dallas, Texas, winning three 5A state championships ... first team all-state selection as a senior and first team all-district all-district as a senior and junior ... 31-1 as a varsity starter for his career, losing only his first start ... Tabbed academic all-state in 2015 and 2016 ... Team Captain as a senior for the Scots, helping the team to a spotless 16-0 record and the program's third consecutive 5A State Championship ... Finished the year with 40 tackles, 31 solo, three for loss and nine interceptions ... Earned Dave Campbell's Texas Football Player to Watch and Dallas Morning News Player of the Week in senior season ... Posted 55 total stops as a junior in 2017, with 46 unassisted, along with 14 passes defended, two interceptions, two fumbles recovered and a fumble forced, pushing Highland Park to a 15-1 overall mark ... Also lettered in basketball as a junior and senior ... Competed in football, basketball and track and field.


PERSONAL: Son of Travis and Jennifer Clark, both graduates of the University of Arkansas ... Dad Travis works for the Dallas Cowboys as Senior Director of Suites & Events ... Grandfather, Ronnie Clark, is in the Arkansas High School Coaches Association Hall of Fame after a 27-year tenure as head football coach of Berryville.

CAREER DEFENSIVE STATS

	GP/GS	UA	A	TOTAL	TFL	SACK	FF/FR	INT	QBH	PD
2020	8/7	32	15	47	1.0	0.0	0/0	3	0	3
2021	12/4	9	13	22	1.0	0.0	0/0	0	0	1
TOTAL	20/11	41	28	69	2.0	0.0	0/0	3	0	4



RETURNING PLAYERS



#85 HARPER COLE

WR | 5-9 | 178 | R-So. | 1L
Aurora, Ill. (Waubonsie Valley HS)

2021 FALL SEC ACADEMIC HONOR ROLL

2021 (REDSHIRT FRESHMAN): Appeared in five games ... Made his collegiate debut against Georgia Southern (Sept. 18) ... Did not record any statistics.

2020 (FRESHMAN): Did not play in any games and redshirted.

HIGH SCHOOL: Three-year varsity letterwinner at Waubonsie Valley High School in Aurora, Illinois, for coach Paul Murphy ... Helped the Warriors to a 7-4 record in 2018 and a second-round berth in the Illinois High School Playoffs ... Defeated Bolingbrook in the opening round of the state tournament, 38-21, before falling to Maine South to end his senior season ... It was the highest win total for Waubonsie Valley since 2015.

CAREER RECEIVING STATS

	GP/GS	Rec	Yds	Avg/C	TD	Lg
2020	2/0	0	0	0.0	0	0
2021	5/0	0	0	0.0	0	0
TOTAL	7/0	0	0	0.0	0	0



#11 JAQUAYLN CRAWFORD

WR | 5-10 | 182 | R-Sr. | 1L
Rockdale, Texas (Rockdale HS/Oklahoma)

2021 (REDSHIRT JUNIOR): Played in seven games ... Hauled in first reception as a Razorback for a gain of 10 yards and finished the game with two catches for eight yards in win over Georgia Southern (Sept. 18) ... Caught one pass for a career-long 19 yards against UAPB (Oct. 23).

2020 (REDSHIRT SOPHOMORE): Did not appear in any games in 2020.

AT OKLAHOMA: As redshirt freshman in 2019 played in one game against South Dakota (Sept. 7) but did not record any statistics ... Redshirted in 2018 with lone action coming against Kansas (Nov. 17).

HIGH SCHOOL: A four-star recruit by 247Sports, ESPN and Rivals ... Rated No. 146 nationally by ESPN and No. 179 by 247Sports ... Rated as the country's No. 8 athlete by 247Sports, No. 13 by ESPN and No. 22 by Rivals ... Touted as the No. 17 prospect in the state of Texas by 247Sports, No. 21 by ESPN and No. 39 by Rivals ... Recorded over 150 receptions, 2,500 receiving yards and 33 receiving touchdowns, rushed for more than 1,200 yards and 18 TDs and tallied over 500 return yards during his high school career ... Also held offers from Auburn, Georgia, Notre Dame and others.

PERSONAL: First name pronounced juh-KWAY-lin.

CAREER RECEIVING STATS

	GP/GS	Rec	Yds	Avg/C	TD	Lg
2018	1/0	0	0	0.0	0	0
2019	2/0	0	0	0.0	0	0
2021	7/0	3	27	9.0	0	19
TOTAL	10/0	3	27	9.0	0	19



#53 TY'KIEAST CRAWFORD

OL | 6-5 | 325 | Jr. | 1L
Carthage, Texas (Carthage HS/Charlotte)

2021 (SOPHOMORE): Appeared in all 13 games, primarily on special teams and at right tackle ... According to Pro Football Focus, played 107 total snaps during the season with 72 on special teams and 35 at right tackle ... Recorded a season-high 29 snaps, including 22 at right tackle, in win over Mississippi State (Nov. 6).

PRIOR TO ARKANSAS: Played his first season at Charlotte, playing in six games and started three on the 49ers the offensive line ... Saw all of his action at right tackle, playing 151 snaps, according to Pro Football Focus ... Did not allow a sack on 55 pass blocking plays ... Turned in a season-high pass blocking grade of 76.5 against Duke.

HIGH SCHOOL: Four-star prospect by ESPN.com, 247Sports and Rivals.com ... Had a reported 19 Power 5 scholarship offers ... 247Sports ranks him as the 19th-best offensive tackle in the country ... Carthage went 16-0 and won the 4A D1 state championship with a 42-28 victory over La Vega in his senior season ... In his junior year, the Bulldogs were 14-1 and won their region in the state playoffs to reach the state's 4A D1 semifinals.

PERSONAL: Born March 19, 2001 ... Parents are Lakeshia Watts and Derrick Jones ... Has a sister, Aaliyah Fagan ... Enjoys music and watching Hulu.



#94 PATRICK FOLEY

P | 6-3 | 196 | R-Fr. | RS
Omaha, Neb. (Creighton Prep)

2021 (FRESHMAN): Redshirt season ... Did not play in any games.

HIGH SCHOOL: Rated a five-star punter by Kohl's Kicking and a four-and-a-half-star kicker ... Ranked the No. 14 punter in the country by Kohl's Kicking ... Handled both kicking and punting duties for head coach Tim Johnk at Creighton Preparatory School ... During his junior season named an all-state, all-metro, all-conference and all-academic state punter ... As a senior, was 6-for-7 on field goals with a long of 45 yards and missed his only attempt of the season on a 55-yard try ... Converted 28-of-28 point after tries ... Also punted 40 times for an average of 40.7 yards per with nine downed inside the 20-yard line ... As a junior, made eight-of-eight field goal attempts and 36-of-37 point after tries ... Punted 41 times for an average of 39.0 yards per punt ... **CHOSE ARKANSAS OVER:** South Dakota State, North Dakota State, Nebraska, Kansas State and others.



RETURNING PLAYERS



#23 DORIAN GERALD

DL | 6-3 | 256 | *R-Sr. | 3L
Florence, S.C. (W. Florence HS/Coll. of the Canyons)

2021 (REDSHIRT SENIOR): Played in one game before suffering a season-ending injury ... Appeared in season opener against Rice (Sept. 4), logging a quarterback hurry.

2020 (REDSHIRT SENIOR): Played in six games and made one start ... Logged five tackles with 1.5 tackles for loss, 1.5 sacks and one quarterback hurry ... Made his only start of the season at defensive end while recording a season-high four tackles with 1.5 tackles for loss and 1.5 sacks in the season opener against Georgia (Sept. 26) ... Wrapped up Georgia QB D'Wan Mathis for a loss of 17 yards, his first career sack as a Razorback ... Combined with teammate Bumper Pool for half-a-sack, taking down Georgia QB Stetson Bennett for a loss of six yards ... Missed time with a leg injury sustained against Georgia ... Recorded a quarterback hurry against Florida (Nov. 14) ... According to Pro Football Focus, played 102 defensive and 10 special teams snaps ... Posted a season single-game high 66.8 defensive grade against Georgia.

2019 (REDSHIRT JUNIOR): Played in the opening contest against Portland State, appearing in 20 snaps ... Had one tackle in the game against the Vikings and one pass breakup ... Suffered a season-ending injury during the contest and redshirted the remainder of the season.

2018 (JUNIOR): Played in eight games during his first season with the Razorbacks, starting the final two road match-ups at defensive end ... Totaled 275 snaps of the course of the year, according to Pro Football Focus, with 245 coming on the D-line ... Racked up 21 tackles, eight solo, with 2.5 TFL for 13 yards ... Also broke up two passes and was credited with two quarterback hurries ... Opened the season with two tackles against Eastern Illinois (Sept. 1) ... Recorded multi-tackle performances in each of the last five games of the year, topping off with nine at Mississippi State on Nov. 17 ... Graded out above 71.0 in tackling from PFF in seven contests, hitting a season-high on the road against the Bulldogs at 79.2 ... Finished the year with an 83.4 overall mark in tackling from PFF ... Part of a defensive crew that racked up 882 total tackles over the course of the 2018 campaign.

HIGH SCHOOL: Four-star prospect per ESPN ... Rated the No. 1 defensive end in the country by ESPN and the No. 4 overall player on the ESPNJC50 list ... Considered the No. 1 strongside defensive end by 247Sports ... No. 17 overall JUCO prospect in the nation by 247Sports ... Totaled 96 tackles, including 43.0 for loss and 22.0 sacks, over the last two seasons ... Also broke up five passes, forced six fumbles and recovered two fumbles ... Collected 42 tackles, including 19.0 for loss and 10.0 sacks, to go along with two PBUs, two fumbles forced and one fumble recovered in 10 games played in 2017 ... In 2016, posted 54 tackles, including 24.0 for loss and a conference-best 12.0 sacks, in addition to four breakups, four fumbles forced and one fumble recovered ... Earned first-team SCFA All-Conference honors ... Was the all-time sack leader when he left West Florence High School ... Chose Arkansas over Florida, Florida State, Georgia, LSU, Miami, Nebraska, Oklahoma, South Carolina, Tennessee and others.

CAREER DEFENSIVE STATS

	GP/GS	UA	A	TOTAL	TFL	SACK	FF/FR	INT	QBH	PD
2018	8/2	8	13	21	2.5	0.0	0/0	0	2	1
2019	1/1	0	1	1	0.0	0.0	0/0	0	0	1
2020	5/1	3	2	5	1.5	1.5	0/0	0	1	0
2021	1/1	0	0	0	0.0	0.0	0/0	0	1	0
TOTAL	15/5	11	16	27	4.0	1.5	0/0	0	4	3



#18 TRENT GORDON

DB | 5-11 | 188 | R-Sr. | 1L
Spring, Texas (Manvel HS/Penn State)

2021 (REDSHIRT JUNIOR): Saw action in eight games making two total tackles ... Finished with one assisted tackle against Rice (Sept. 4) ... Registered one solo stop against Alabama (Nov. 20).

PRIOR TO ARKANSAS: Played three seasons at Penn State, appearing in 17 games in three seasons ... In 2020 as a redshirt sophomore, appeared in three games and did not record any statistics ... In 2019 as a redshirt freshman, appeared in 10 games recording 20 tackles (13 solo), 1.0 tackle for loss and five passes broken up ... Registered a career-high five tackles against Memphis in the Cotton Bowl ... As a freshman in 2018, played in four games and redshirted, totaled one tackle in collegiate debut against Kent State.

HIGH SCHOOL: Tabled a four-star recruit by ESPN and Rivals...Earned three stars from 247Sports...Ranked as the No. 56 cornerback and No. 80 player in Texas by 247Sports...Ranked as No. 36 cornerback, No. 50 recruit in Texas and No. 63 prospect in the region by ESPN ... Rated the No. 29 safety and No. 45 player in Texas by Rivals ... Two-time letterman for head coach Kirk Martin at Manvel High School ... Two-time team captain ... Guided the Mavericks to a 14-1 record in 2017 with the lone loss coming in the University Interscholastic League (UIL) 5A State Championship Game... Helped the Mavericks to a 13-1 record on the way to district and regional championships as a junior ... Named second-team all-district as a junior ... Accounted for 81 total tackles, including 60 solo, 10 pass breakups, two interceptions, two fumble recoveries and one forced fumble as a junior ... Had 29 tackles and one pass deflected as a sophomore at Conroe Oak Ridge High School ... Lettered twice in track and field.

PERSONAL: Full name is Trent Christopher Lavalus Gordon ... Son of Tanya and Lavalus Gordon Jr. ... Has one brother, Grant, and two sisters, Alexa and Bria ... Father, Lavalus Jr., played football and basketball at North Texas ... Grandfather, Lavalus Sr., was the first African-American player in Oklahoma State basketball history ... Hobbies include watching throwback movies ... Would like to play professional football or become an anesthesiologist ... Majoring in health policy/administration ... Born April 28, 2000 in Missouri City, Texas.

CAREER DEFENSIVE STATS

	GP/GS	UA	A	TOTAL	TFL	SACK	FF/FR	INT	QBH	PD
2018	4/0	0	1	1	0.0	0.0	0/0	0	0	0
2019	10/0	13	7	20	1.0	0.0	0/0	0	0	5
2020	3/0	0	0	0	0.0	0.0	0/0	0	0	0
2021	8/0	1	1	2	0.0	0.0	0/0	0	0	0
TOTAL	25/0	14	9	23	1.0	0.0	0/0	0	0	5



RETURNING PLAYERS



#0 AJ GREEN

RB | 5-11 | 208 | So. | 1L
Tulsa, Okla. (Union HS)

2021 (FRESHMAN): Appeared in 12 games ... Totaled 227 yards and one touchdown on 47 rushing attempts, averaging 4.8 yards per carry ... Hauled in seven passes for 84 yards and a touchdown, averaging 12.0 yards per catch ... Recorded at least one reception in five games ... Accumulated 458 all-purpose yards during his freshman campaign ... Made his collegiate debut against Texas (Sept. 11), rushing for a career-high 67 yards and a touchdown on seven attempts ... Logged 37 yards on seven carries and caught two passes for 18 yards against Georgia Southern (Sept. 18) ... Had a career-long 48-yard reception, which resulted in his first collegiate receiving touchdown, against Texas A&M (Sept. 25) ... Averaged 4.7 yards per carry on six attempts at Georgia (Oct. 2) ... Rushed three times for 16 yards against Ole Miss (Oct. 9) ... Totaled 12 yards on four rushing attempts against Auburn (Oct. 16) ... Recorded a career-high nine rushing attempts for 36 yards, including a 29-yard scamper, against UAPB (Oct. 23) ... Tied career high in receptions with two at Alabama (Nov. 20) ... Totaled 26 yards on the ground, including a 17-yard run, on four attempts against Penn State (Jan. 1) in the Outback Bowl.

HIGH SCHOOL: Rated a four-star prospect by 247Sports and ESPN and a three-star prospect by Rivals ... Rated the No. 2 player in Oklahoma by 247Sports and No. 3 player in the state by ESPN ... Listed as an athlete by recruiting services ... Slotted in ESPN's Top 300 at No. 188 ... Played running back and cornerback for head coach Kirk Fridrich at Oklahoma power Union High School ... Named 6A-2's co-MVP ... MaxPreps Preseason Oklahoma all-state ... His senior year rushed for 1,325 yards (7.8 ypc) and 19 touchdowns, leading Union to a state semifinal appearance ... During his senior season, ran for 808 yards and averaged 12.1 yards per carry over a five-game winning streak ... Scored five first half touchdowns (3 rushing, 2 receiving) in a win over Enid High School ... As a junior, rushed for 939 yards and nine touchdowns despite battling injuries ... Also competed in track and field, recording a wind-aided 10.38 time in the 100m dash at the Class 6A state meet as a freshman ... **CHOSE ARKANSAS OVER:** Oklahoma, Oklahoma State, LSU, Baylor, South Carolina, Texas Tech and others.

CAREER RUSHING STATS

	GP/GS	Att	Yds	Avg/G	TD	Lg
2021	12/0	47	227	18.9	1	30
TOTAL	12/0	47	227	18.9	1	30

CAREER RECEIVING STATS

	Rec	Yds	Avg/C	TD	Lg
2021	7	84	12.0	1	48
TOTAL	7	84	12.0	1	48

CAREER KICK RETURNS STATS

	No.	Yds	TD	LG	Avg/R
2021	9	147	0	31	16.3
TOTAL	9	147	0	31	16.3



#50 ERIC GREGORY

DL | 6-4 | 303 | R-Jr. | 2L
Memphis, Tenn. (IMG Academy)

2021 FALL SEC ACADEMIC HONOR ROLL

2021 (REDSHIRT SOPHOMORE): Played in all 13 games with three starts ... Recorded 27 tackles with 4.0 tackles for loss ... Posted one sack and three QB hurries ... Carded one pass breakup on the year ... Notched three assisted tackles, including 0.5 tackles for loss, in season opener against Rice (Sept. 4) ... Made two tackles against Texas (Sept. 11) ... Charted a solo stop against Georgia Southern (Sept. 18) ... Turned in a three-tackle effort at Georgia (Oct. 2) ... Totaled three tackles for the second straight week at Ole Miss (Oct. 9) ... Made first start of the season against Auburn (Oct. 16), carding three total tackles for the third consecutive week along with a pass breakup ... Finished with two assisted stops in the win over UAPB (Oct. 23) ... Registered one tackle against Mississippi State (Nov. 6) ... Made second start of the season at LSU (Nov. 13) and recorded a season-high four total tackles ... Accounted for two tackles for loss at Alabama (Nov. 20) ... Accumulated three tackles, including 1.5 tackles for loss, against Penn State (Jan. 1) in Outback Bowl win.

2020 (REDSHIRT FRESHMAN): Played in nine games and made seven starts at defensive end ... Totaled 27 tackles (12 solo) and 3.0 tackles for loss ... Led the team with 2.5 sacks and also had one quarterback hurry and one interception ... Made three tackles with his first career quarterback hurry in the season opener against Georgia (Sept. 26) ... Recorded three tackles for the second straight week and tallied first sack of the year in his first career start in the win at Mississippi State (Oct. 3) ... Tallied a career-high six tackles with half-a-sack, recording a stop behind the line for the second week in a row, at Auburn (Oct. 10) ... Registered one tackle against Ole Miss (Oct. 17) and did not record any statistics at Texas A&M (Oct. 31) ... Totaled five tackles and 0.5 tackles for loss in the win over Tennessee (Nov. 7) and recorded his first career interception, picking off QB Harrison Bailey in the fourth quarter ... First interception by an Arkansas defensive lineman since JaMichael Winston in 2013 against Louisiana ... Logged four stops at Florida (Nov. 14) and sacked QB Kyle Trask for a 10-yard loss in the third quarter ... Did not play against LSU (Nov. 21) ... Started the final two games of the year, logging two tackles at Missouri (Dec. 5) and three against Alabama (Dec. 12) ... According to Pro Football Focus, saw action in 396 defensive and 42 special teams plays ... Posted highest defensive game grade of 70.8 against Tennessee ... Totaled five games with tackle grades of 70-plus, with a season-high of 77.1 against Tennessee.

2019 (FRESHMAN): Played in two games as a freshman in 2019, appearing against Auburn (Oct. 19) and Mississippi State (Nov. 2) ... Totaled 27 snaps, 25 on the defensive line, according to Pro Football Focus ... Recorded four tackles, with two coming against Auburn and two against Mississippi State.

HIGH SCHOOL: Four-star prospect by Rivals and ESPN ... Rated as the No. 32 strongside defensive end in the country and 38th overall player in the state of Florida by Rivals ... Three-year varsity letterwinner, playing his final high school season at IMG Academy in Bradenton, Florida ... Totaled 17 tackles, 10 solo, along with 3.5 tackles for loss, including 1.5 sacks as a senior ... Helped IMG Academy to a 7-1 record in 2018 ... Racked up 56 tackles, 16 for loss, with 12 sacks as a junior at Memphis Central High School in 2017 ... **CHOSE ARKANSAS OVER:** Auburn, LSU, Mississippi State, Ole Miss, South Carolina, Tennessee, Memphis and others.

PERSONAL: Born Sept. 13, 2000 ... Son of Aneesah Wallace ... Has one sibling, Aariona.

CAREER DEFENSIVE STATS

	GP/GS	UA	A	TOTAL	TFL	SACK	FF/FR	INT	QBH	PD
2019	2/0	1	3	4	0.0	0.0	0/0	0	0	0
2020	9/7	12	15	27	3.0	2.5	0/0	1	1	0
2021	13/3	7	20	27	4.0	1.0	0/0	0	3	1
TOTAL	24/10	20	38	58	7.0	3.5	0/0	1	4	1



RETURNING PLAYERS



#47 JORDAN HANNA

LB | 6-2 | 223 | R-Fr. | RS
Greenwood, Ark. (Greenwood HS)

2021 (FRESHMAN): Redshirted during his first season ... Did not appear in any games.

HIGH SCHOOL: Played linebacker at Greenwood High School ... As a senior, totaled 118 tackles, 16.0 tackles for loss, 9.0 sacks, one fumble and one forced fumble for the Class 6A state champion Bulldogs ... Logged a season-high 18 tackles against Searcy High School ... Totaled a season-high 3.0 tackles for loss against Siloam Springs High School ... Preferred walk-on that CHOSE ARKANSAS OVER: Southern Miss and Austin Peay.

PERSONAL: Brother, Morgan, plays defensive line for the Razorbacks.



#83 CHRIS HARRIS

WR | 5-10 | 187 | R-So. | SQ
Dumas, Ark. (Dumas HS)

2021 (REDSHIRT FRESHMAN): Did not appear in any games.

2020 (FRESHMAN): Did not play in any games and redshirted.

HIGH SCHOOL: Three-year varsity letterwinner at Dumas High School ... Primarily played quarterback in high school, but also saw action as a defensive back and kick returner ... Threw for 2,592 yards and 30 touchdowns while producing 2,247 rushing yards and 30 rushing scores over his three-year career ... Played in four games as a senior, completing 29-of-54 passes for 380 yards, five touchdowns and four interceptions ... Also rushed 69 times for 414 yards (6.0 ypc), recording seven touchdowns and a pair of 100+ yard games ... Posted best season as a junior, completing 133-of-208 passes for 1,807 yards, 19 touchdowns and four interceptions while leading the Bobcats to a 12-2 record and Class 4A state semifinal appearance ... Was lethal on the ground, running 191 times for 1,539 yards (8.1 ypc) with eight 100+ yard games and 21 touchdowns ... Threw for a career-high 254 yards against Warren High School on 16-for-24 passing ... Ran for a career-high 240 yards with three touchdowns against Crossett High School and set a career-high of four rushing touchdowns against DeWitt High School ... Named to the Arkansas Democrat-Gazette All-Arkansas Preps second team ... As a sophomore completed 31-of-52 passes for 405 yards, six touchdowns and three interceptions and also ran for 294 yards (5.3 ypc) on 55 carries with two touchdowns ... Also played basketball at Dumas where he played for his dad, Larry Harris ... As a senior on the hardwood, part of a team that went 26-4 and went 14-0 in league play ... Preferred walk-on that chose Arkansas over preferred walk-on interest from Arkansas State and Memphis.



#56 MARCUS HENDERSON

OL | 6-5 | 303 | R-So. | 1L
Memphis, Tenn. (Memphis University School)

2021 (REDSHIRT FRESHMAN): Redshirted during his second season ... Appeared in two games, suiting up against Georgia Southern (Sept. 18) and against UAPB (Oct. 23).

2020 (FRESHMAN): Played in five games, predominately on special teams ... Saw action against Georgia (Sept. 26), Mississippi State (Oct. 3), Auburn (Oct. 10), Ole Miss (Oct. 17) and Texas A&M (Oct. 31) ... According to Pro Football Focus, took part in 23 special teams and 3 offensive snaps ... Played a season-high seven special teams snaps against Texas A&M ... Worked with tight ends during camp before moving back to offensive line.

HIGH SCHOOL: Four-star prospect by 247Sports and ESPN ... Rated as the No. 6 offensive guard in the country and sixth-ranked prospect in the state of Tennessee by ESPN ... Slotted in ESPN's Top 300 at 164 ... Four-year varsity letterwinner at Memphis University School in Memphis, Tennessee ... Blocked for an offense that racked up 3,192 yards, including 1,665 on the ground in 2019, producing 46 total touchdowns with 29 rushing scores ... Also recorded 22 tackles on defense, including six tackles for loss and two sacks ... Helped the Owls to a 10-2 overall record as a senior, reaching the semifinals of the Class 3A-II Tennessee state playoffs ... Propelled the Memphis University School offense to 4,079 yards of total offense during his junior season in 2018, blocking for a passing attack that racked up 2,762 yards and 26 touchdowns, with 25 scores coming from the ground game ... Was a member of the state runner-up team in 2018, falling in the Class 3A-II title game ... CHOSE ARKANSAS OVER: Alabama, Auburn, Florida, Georgia, LSU, Ole Miss, Mississippi State, Missouri, South Carolina, Tennessee, Texas A&M, Ohio State, Oklahoma and others.

PERSONAL: Marcus Henderson ... Born Feb. 26, 2002 ... Son of Adrienne and Marcus Henderson III ... Brother to Shaiana.



RETURNING PLAYERS



#82 HUDSON HENRY

TE | 6-5 | 254 | R-Jr. | 2L
Little Rock, Ark. (Pulaski Academy)

2021 FALL SEC ACADEMIC HONOR ROLL
2020 SEC ALL-FRESHMAN TEAM
2020 FALL SEC ACADEMIC HONOR ROLL

2021 (REDSHIRT JUNIOR): Appeared all 13 games, making three starts ... Totaled four catches for 27 yards on the year ... Recorded a pair of catches for 22 yards against Auburn (Oct. 16), including his first reception of the season ... Caught one pass for four yards against Mississippi State (Nov. 6) ... Had one catch for one yard at LSU (Nov. 13).

2020 (REDSHIRT FRESHMAN): Played in six games and made four starts ... Hauled in 16 receptions for 92 yards (5.8 ypc) with one touchdown ... Earned SEC All-Freshman honors, the first Razorback tight end to do so since his brother Hunter in 2013 ... Made four catches for 20 yards and scored his first career touchdown on a 12-yard reception in the win at Mississippi State (Oct. 3) ... Earned first career start and made two catches for 22 yards, including a season-long 13-yard grab, in the win over Ole Miss (Oct. 17) ... Registered career-highs of six receptions for 33 yards at Texas A&M (Oct. 31) ... Hauled in three catches for 16 yards in the win over Tennessee (Nov. 7) ... Made one grab for one yard against LSU (Nov. 21) ... Did not play in three of the season's final four games ... According to Pro Football Focus, saw action in 208 offensive snaps ... Turned in season-high receiving grade of 70.2 against Mississippi State.

2019 (FRESHMAN): Played in three games as a freshman for the Razorbacks in 2019 ... Totaled 52 snaps on offense according to Pro Football Focus, seeing 18 against both Mississippi State (Nov. 2) and LSU (Nov. 23) ... Hauled in three passes for 15 yards, including a 14-yard catch against LSU as part of a two-reception, 17-yard day ... Earned an 80.4 offensive grade from PFF against the Tigers.

HIGH SCHOOL: Four-star prospect by Rivals, 247Sports and ESPN ... Ranked as the top tight end in the country and the No. 1 player in the state of Arkansas by ESPN ... Landed in the outlet's Top 300 players at 52nd in the 2019 recruiting class ... Four-year varsity letterwinner at Pulaski Academy in Little Rock, Arkansas ... Racked up 1,207 receiving yards on a team-high 86 catches as a senior for the Bruins ... Averaging 14.0 yards per catch and 92.8 yards per game through 14 contests, hauling in 14 touchdowns in 2018 ... Helped Pulaski Academy to a 12-2 overall record, 7-0 in district play, falling in the 2018 Centennial Bank State 5A championship game on Dec. 2 ... Three-time Arkansas state champion, propelling the Bruins to titles in 2015, 2016 and 2017, putting together a 53-3 overall record as a high school tight end ... Tallied 984 yards on 72 receptions in 2017, averaging 13.7 yards per catch and 70.3 per game to go with 10 touchdowns ... Found the end zone 27 times in high school, totaling 2,509 receiving yards over four years ... Under Armour All-American ... 2018 All-USA Today Preseason High School Football Team ... Invited to play in the Under Armour All-American Game on Jan. 3 ... **CHOSE ARKANSAS OVER:** Alabama, Auburn, Florida, LSU, Ole Miss, Tennessee, Vanderbilt, Clemson, Michigan, Notre Dame, Ohio State, Oregon, Penn State, Stanford, Wisconsin and others.

PERSONAL: Born Nov. 20, 2000 ... Son of Jenny and Mark Henry ... Continues a long lineage of Henry family members to sign collegiately at Arkansas: Grandfather Skip Coffman played basketball for the Razorbacks (1959-63), father Mark Henry earned All-Southwest Conference honors as an offensive lineman for the football program (1988-91), brother Hunter picked up All-America honors as a tight end at Arkansas (2013-15) and is currently in the NFL with the San Diego Chargers, and brother Hayden was a linebacker for the Razorbacks (2017-21).

CAREER RECEIVING STATS

	GP/GS	Rec	Yds	Avg/C	TD	Lg
2019	3/0	3	15	5.0	0	14
2020	6/4	16	92	5.8	1	13
2021	10/0	4	27	6.8	0	19
TOTAL	19/4	23	134	5.8	1	19



#94 JON HILL

DL | 6-5 | 252 | R-Fr. | RS
Dumas, Ark. (Dumas HS)

2021 (FRESHMAN): Redshirt season ... Did not play in any games.

HIGH SCHOOL: Two-year letter winner for head coach George Shelton at Dumas High School ... Finished his high school career with 103 total tackles, 13.0 sacks and a forced fumble ... As a senior, totaled 85 tackles (55 solo), including 3.0 for loss, and 10.0 sacks in 13 games to lead the Bobcats to a 9-4 record ... 18 total tackles (16 solo), including 2.0 for loss, and three sacks as a junior during the 2019 campaign.



RETURNING PLAYERS



#4 MALIK HORNSBY

QB | 6-2 | 186 | R-So. | 1L
Missouri City, Texas (Ft. Bend Marshall HS)

2021 (REDSHIRT FRESHMAN): Played in seven games ... According to Pro Football Focus, appeared in 81 offensive snaps ... Completed 5 of 12 passes for 46 yards and a touchdown to go along with 135 rushing yards on 24 attempts ... Tallied at least one completion in four games ... Made first appearance of the season in victory over Texas (Sept. 11), recording a 29-yard run against the Longhorns ... Recorded first career touchdown on a 6-yard run in win against Georgia Southern (Sept. 18) as part of 22 rushing yards on five attempts ... Completed one pass for seven yards and ran for 12 yards in victory over Texas A&M (Sept. 25) ... Totaled a career high two completions for 22 yards, including a long of 19, to go along with 11 rushing yards against Georgia (Oct. 2) ... Saw action in win against UAPB (Oct. 23), completing one pass for 19 yards and rushing three times that included a long run of 15 yards ... Finished with four rushing attempts for a career high 67 yards in Outback Bowl victory over Penn State (Jan. 1) ... Filed a career long 32-yard run against the Nittany Lions.

2020 (FRESHMAN): Appeared in one game against Auburn (Oct. 10) ... Rushed twice in a goal-to-go situation for -1 yard.

HIGH SCHOOL: Four-star prospect by 247Sports and ESPN ... Rated as the No. 5 dual-threat quarterback in the country and 14th overall player in the state of Texas by 247Sports ... Slotted at No. 228 in ESPN's Top 300 ... Two-year varsity letterwinner at Fort Bend Marshall High School in Missouri City, Texas ... Threw for 2,279 yards on 115-of-201 passing as a senior in 2019 ... Threw for 29 touchdowns and rushed for 17, carrying the ball 130 times for 1,587 yards on the ground ... Helped the Buffalos to a 14-2 overall record in his final year of prep ball, falling by three points in a high-scoring Class 5A state championship game at the end of the 2019 campaign ... Selected to play in the 2020 U.S. Army All-American Bowl ... Tallied 1,969 passing yards on a 75-for-128 clip as a junior, connecting on 23 TDs through the air ... Carried the ball 81 times for 772 yards and 13 scores as part of a 15-1 record, ending the year in the 2018 Texas High School Football 5A title game ... Went 25-3 as the starting quarterback over his two years at the helm of the Buffalo offense, amassing over 5,000 yards of total offense with only four interceptions, two in each season ... **CHOSE ARKANSAS OVER:** Alabama, Auburn, Florida State, Georgia, Mississippi State, Oregon, Tennessee, Baylor, Texas A&M, Purdue and others.

PERSONAL: Malik Hornsby ... Born Nov. 7, 2000 ... Son of Seth McCoy.

CAREER PASSING STATS

	GP/GS	COMP	ATT	PCT	YDS	TD	INT	LG
2020	1/0	0	0	0.0	0	0	0	-
2021	7/0	5	12	41.7	46	0	0	19
TOTAL	8/0	5	12	41.7	46	0	0	19

CAREER RUSHING STATS

	ATT	YDS	AVG/G	TD	LG
2020	2	-1	-1.0	0	1
2021	24	136	19.4	1	32
TOTAL	26	135	16.9	1	32



#21 JAVION HUNT

RB | 6-0 | 196 | R-Fr. | RS
Oklahoma City, Okla. (Carl Albert HS)

2021 (FRESHMAN): Redshirted during his first season ... Made his collegiate debut against Georgia Southern (Sept. 18) running for 19 yards on four carries.

HIGH SCHOOL: Rated a four-star prospect by ESPN and a three-star prospect by 247Sports and Rivals ... Rated the No. 6 player in the state by ESPN and the No. 7 player by 247Sports ... Rated the No. 19 running back in the country by ESPN and the No. 23 back by 247Sports ... Ranked No. 6 on The Oklahoman's Super 30 list ... Played running back and safety for head coach Jimmy Corley at Carl Albert High School ... Three-year starter at running back ... As a senior rushed for 771 yards (6.1 ypc) and 12 touchdowns while also madding five catches for 61 yards (12.2 ypc) ... As a junior ran for 1,114 yards (7.0 ypc) and 25 touchdowns while catching 12 passes for 135 yards (11.3 ypc) and a touchdown ... Dad, Jay, played football at Oklahoma ... **CHOSE ARKANSAS OVER:** Ole Miss, Baylor, Minnesota, Nebraska, Iowa State and others.

CAREER RUSHING STATS

	GP/GS	ATT	YDS	AVG/G	TD	LG
2021	1/0	4	19	19.0	0	11
TOTAL	1/0	4	19	19.0	0	11



#2 KETRON JACKSON JR.

WR | 6-2 | 203 | So. | 1L
Royse City, Texas (Royse City HS)

2021 (FRESHMAN): Appeared in all 13 games ... Hauled in five passes for 97 yards (19.4 ypc) and a touchdown in his rookie campaign ... Made first collegiate reception for 16 yards against Rice (Sept. 4) ... Pulled in a 29-yard touchdown reception against UAPB (Oct. 23) ... Registered a career-best two catches for 53 yards, including a career-long 39-yard grab, against Missouri (Nov. 26) ... According to Pro Football Focus, saw action in 247 offensive snaps and 38 special teams snaps.

HIGH SCHOOL: Consensus four-star prospect by 247sports, Rivals and ESPN ... Rated the No. 21 wide receiver in the country and the No. 21 prospect in Texas by 247Sports ... Slotted in ESPN's Top 300 at No. 219 ... Played for head coach David Petroff at Royse City High School in the Dallas Metroplex ... Two-time All-District 8-5A selection ... As a senior, made 39 catches for 765 yards (19.6 ypc) and scored 10 touchdowns ... Also played snaps as a defensive back, making two interceptions ... Made four catches for a career-high 197 yards and registered two touchdown grabs while also returning a kickoff 90 yards for a score against Forney ... Made an interception on the game's final play, securing a 55-48 win over Greenville ... In his junior season, hauled in 61 catches for 889 yards (14.6 ypc) and six touchdowns ... Grabbed a career-high 13 receptions for 190 yards against Aledo ... Member of a 5-2 team his senior year and a 9-3 state playoff team as a junior ... Also an accomplished track and field athlete, competing in long jump, triple-jump and the 4x200 relay ... Led all Dallas-area athletes in long jump (24-11) and ranked third in triple-jump (47-6) ... **CHOSE ARKANSAS OVER:** Alabama, LSU, Auburn, Baylor, TCU, Oregon State and others.

CAREER RECEIVING STATS

	GP/GS	REC	YDS	AVG/C	TD	LG
2021	13/0	5	97	19.4	1	39
TOTAL	13/0	5	97	19.4	1	39



RETURNING PLAYERS



#1 KJ JEFFERSON

QB | 6-3 | 242 | R-Jr. | 2L
Sardis, Miss. (North Panola HS)

2022 OUTBACK BOWL MVP

DAVEY O'BRIEN AWARD GREAT 8 (SEPT. 27 & OCT. 11, 2021)

2020 FALL SEC ACADEMIC HONOR ROLL

2021 (REDSHIRT SOPHOMORE): Started all 13 games at quarterback, completing 198-of-294 (67.3%) passes for 2,676 yards and 21 touchdowns ... Rushed for a team-leading 664 yards on 146 carries (4.5 ypc) with six scores on the ground ... His 2,676 passing yards rank ninth most in a single season in program history ... Wrote his name in the Arkansas record book in numerous places: season completions (198 - 8th), game completion percentage minimum 20 passes (.826 - 3rd), season completion percentage (.673 - 2nd), season passing yards (2,676 - 7th), game touchdown passes (4 - T8th), season TD passes (21 - 7th) ... Finished the year third in the SEC in average yards per completion (13.5) and in yards per pass attempt (9.1), ranking fourth in the league and 10th among all FBS quarterbacks in passing efficiency (164.7) ... Also ranked fourth in the league in completion percentage (67.3%), the second-best mark in a single season in Arkansas history ... Owns the highest single-season completion percentage in school history when attempting at least 250 passes ... Finished sixth in the SEC in total offense, generating 256.9 total yards of offense per game ... Finished the season as one of five FBS quarterbacks to total 20 or more touchdown passes with four or fewer interceptions ... One of eight FBS quarterbacks with 2,500+ passing yards, 20+ passing touchdowns, 500+ rushing yards and 5+ rushing scores on the season ... Totaled three games with 300+ passing yards and at least three touchdown passes, becoming the first Arkansas signal-caller to do so since Brandon Allen in 2015 ... His three 300+ yard passing games were the most for an Arkansas QB since Austin Allen produced four in 2016 ... First Razorback quarterback to have multiple games with at least two rushing touchdowns in the same season since 1997 ... Threw only four interceptions on the year and completed 171 consecutive passes without an interception, the second-longest streak in program history ... Totaled 89 yards on the ground with two rushing touchdowns in the season opener against Rice (Sept. 4), also threw for 128 yards and a touchdown on 12-of-21 (57.1%) passing ... First Arkansas player to run for at least two touchdowns and throw for a touchdown in a game since Rawleigh Williams did so against Mississippi State in 2014 ... Broke out for a career-high 366 passing yards and three touchdowns on 13 completions against Georgia Southern (Sept. 18), becoming only the fifth FBS quarterback since 2000 to throw for over 365 yards on 13 or fewer completions ... Hooked up with WR Treyton Burks for a 91-yard touchdown against Georgia Southern, the second longest touchdown pass in school history ... Completed 25-of-35 (71.4%) passes for 336 yards and three touchdowns while rushing for 85 yards and three scores in an epic performance at Ole Miss (Oct. 9) accounting for six touchdowns (3 passing, 3 rushing), the second most in program history ... Became one of only six SEC signal-callers since 2000 to have thrown for 3+ touchdowns and rushed for 3+ scores in a game, joining Texas A&M QB Johnny Manziel, Mississippi State QB Dak Prescott, Ole Miss QB Chad Kelly, LSU QB Joe Burrow and Ole Miss QB Matt Corral ... Threw for a career-best four touchdowns against UAPB (Oct. 23), completing a career-high 82.6% of his passes (19-of-23), the third-highest single-game completion percentage in school history (minimum of 20 attempts), for 191 yards and a touchdown against Mississippi State (Nov. 6) ... Connected on 14-of-19 (73.7%) passes for 98 yards against Penn State (Jan. 1) in the Outback Bowl with a career-best 110 yards rushing and a touchdown on 20 carries, becoming the first Arkansas quarterback to rush for over 100 yards in a game since Matt Jones totaled 126 yards on the ground against Ole Miss in 2004 ... Earned Outback Bowl MVP honors for his performance, leading Arkansas to its first bowl game win since the 2016 Liberty Bowl and its first New Year's Day bowl game win since the 2000 Cotton Bowl ... Helped power the Razorbacks to a nine-win season, their most wins in a year since 2011 (10 wins).

2020 (REDSHIRT FRESHMAN): Played in five games, making one start ... Completed 20-of-41 (48.8%) passes for 295 yards and three touchdowns ... Rushed 28 times for 67 yards (2.4 ypc) and scored two touchdowns ... Saw first action of the season in the second half of the season opener against Georgia (Sept. 26), playing nine snaps and completing 1-of-2 passes for three yards and rushing for 16 yards ... Played two snaps at

Mississippi State (Oct. 3) rushing twice ... Scored first rushing touchdown of the season on a 12-yard run in the fourth quarter at Florida (Nov. 14), seeing action in nine snaps ... Made his first start of the year and set multiple career marks, completing 18-of-33 passes for 274 yards with three touchdowns and also ran 13 times for 32 yards and a touchdown at Missouri (Dec. 5) ... Completed his first career touchdown pass in the first quarter, a 2-yard completion to tight end Blake Kern ... Hooked up with wide receiver Treyton Burks for a 68-yard touchdown pass, the longest throw of his career ... Registered the most passing yards by a Razorback freshman quarterback since 2008 ... Became the first Arkansas quarterback since 2010 to throw for at least 270 yards and three touchdowns while also rushing for a score ... First Razorback quarterback to throw for two or more touchdowns and rush for a score in SEC play since 2017 ... Engineered an offense that posted 566 total yards, Arkansas' highest total since 2016 ... Played a career-high 87 snaps ... Played 21 snaps coming off the bench in the season finale against Alabama (Dec. 12), completing 1-of-6 passes for 18 yards and rushing six times for 11 yards ... According to Pro Football Focus, played 128 snaps and received a 57.1 passing grade.

2019 (FRESHMAN): Played in three games, starting one, as a true freshman for the Razorbacks in 2019 ... Appeared in games against Mississippi State (Nov. 2) and Western Kentucky (Nov. 9), before making his first collegiate start at LSU on Nov. 23 ... Made his debut against the Bulldogs and immediately made his presence known, rushing for 21 yards on his first snap ... After a 32-yard pass to Treyton Burks, Jefferson completed his first collegiate drive (four plays, 75 yards) with a five-yard touchdown run ... Saw 40 snaps against WKU, throwing for 60 yards on 6-of-15 passing, while rushing for 32 yards on 16 carries, scoring on a two-yard run ... Started against the top-ranked Tigers, going 7-of-14 for 105 yards passing in Baton Rouge ... First 100-yard passing game by an Arkansas QB since Oct. 19 against Auburn.

HIGH SCHOOL: Four-star prospect by Rivals, 247Sports and ESPN ... Rated as the fourth-ranked dual-threat quarterback in the country by 247Sports ... Slotted as the 12th overall player in the state of Mississippi by Rivals ... Placed in the Rivals Top 250 at No. 248 ... Four-year varsity letterwinner in football and basketball at North Panola High School in Sardis, Mississippi ... Helped the Cougars to the Mississippi state 3A semifinals, finishing the 2018 campaign with a 12-2 overall record ... Racked up 3,180 yards through the air on 166 of 275 passing in 14 games for a .604 completion percentage ... Averaged 227.1 yards per game, 19.2 per reception, with 37 passing touchdowns ... Second on the team in rushing by 40 yards, carrying the ball 115 times for 916 yards and seven touchdowns ... Played in the 2018 Alabama vs. Mississippi All-Star Game on Dec. 17 and set to play for USA Football in the 2019 International Bowl ... Back-to-back years throwing for 3,000+ yards, also doing so in 2017 ... Totaled 3,028 yards on 150 of 236 passing as the starting QB for the Cougars as a junior ... Tossed 36 touchdowns and three interceptions for a .636 completion percentage, averaging 216.3 yards per game ... Had a career year on the ground, rushing for 1,325 yards on 139 carries, scoring eight times with six games over 100 yards rushing ... Dropped the state semifinal game, completing 2017 with a 13-1 mark ... Completed his high school career with 40 wins, 9,582 passing yards, 2,922 rushing yards and 143 total touchdowns, including 119 passing ... **CHOSE ARKANSAS OVER:** Georgia, Kentucky, Mississippi State, Missouri, Ole Miss, Texas A&M, Vanderbilt, Baylor and others.

PERSONAL: Kenneth Dewayne Jefferson Jr. ... Has two dogs: Apollo and GiGi ... Enjoys shopping, shoes and cars ... Born May 20, 2001 ... Son of Katorie and James Moore ... Has one sibling, Jakaelyn.

CAREER PASSING STATS

	GP/GS	COMP	ATT	PCT	YDS	TD	INT	LG
2019	3/1	14	31	45.2	197	0	1	38
2020	5/1	20	41	48.8	295	3	0	68
2021	13/13	198	294	67.3	2676	21	4	91
TOTAL	21/15	232	366	63.4	3168	24	5	91

CAREER RUSHING STATS

	ATT	YDS	AVG/G	TD	LG
2019	30	58	19.3	2	21
2020	28	67	13.4	2	19
2021	146	664	51.1	6	49
TOTAL	204	789	37.6	10	49



RETURNING PLAYERS





RETURNING PLAYERS



#20 DOMINIQUE JOHNSON

RB | 6-1 | 247 | Jr. | 2L
Crowley, Texas (Crowley HS)

2021 (SOPHOMORE): Played in all 13 games with six starts ... According to Pro Football Focus, appeared in 320 snaps, primarily at running back ... Finished fourth on the team with 575 yards on the ground ... Totaled a team-best seven rushing touchdowns ... Finished with seven receptions for 71 yards and one touchdown ... Recorded 70-plus rushing yards in four different games ... Averaged 44.2 rushing yards per game and 5.5 receiving yards per game ... Rushed four times for 16 yards with a three-yard touchdown in season-opening win over Rice (Sept. 4) ... Carried the ball six times for 44 yards with a five-yard touchdown run in win against Texas (Sept. 11) ... Registered 72 yards on five carries and a touchdown in win against Georgia Southern (Sept. 18), including a 48-yard sprint ... Added six carries for 19 yards in win against Texas A&M (Sept. 25) ... Carried the ball four times for 19 yards at Ole Miss (Oct. 9), also hauling in one reception for 11 yards against the Rebels ... Rushed six times for 42 yards with a 10-yard touchdown and totaled two receptions for 16 yards against Auburn (Oct. 16) in his first career start ... Recorded six carries for 91 yards, including a 34-yard sprint, against UAPB (Oct. 23) ... Logged 17 carries for a career-high 107 yards while adding a career-best two touchdowns against Mississippi State (Nov. 6), including the game winner, with one reception for seven yards ... Hauled in two receptions for 40 yards and a touchdown while also posting 40 yards on the ground at LSU (Nov. 13) ... Rushed nine times for 23 yards and one touchdown at Alabama (Nov. 20) ... Ran six times for 11 yards in win against Missouri (Nov. 26) ... Filed 77 yards on 11 carries and finished with one reception against Penn State (Jan. 1) in the Outback Bowl victory.

2020 (FRESHMAN): Played in seven games, primarily seeing action on special teams ... Did not record any statistics ... According to Pro Football Focus, saw action in 59 special teams plays, predominately on kickoff return and coverage units, and 2 offensive plays ... Played one offensive snap against Mississippi State (Oct. 3) and Ole Miss (Oct. 17).

HIGH SCHOOL: Three-star prospect by Rivals, 247Sports and ESPN ... Three-year varsity letterwinner at Crowley High School in Crowley, Texas ... Guided the Eagles to a 9-2 overall record in 2019, including a first-round appearance in the Texas state 5A playoffs ... Earned All-District honors after his junior season ... Rushed for 1,109 yards and 15 touchdowns in 2018, helping the Eagles to a 7-4 record and a berth in the 5A playoffs ... Rushed for over 100 yards in six games, including a season-high 231 yards and three touchdowns against Brewer HS on Sept. 20 ... **CHOSE ARKANSAS OVER:** Missouri and others.

PERSONAL: Dominique Johnson ... Son of Naquisha Gipson.

CAREER RUSHING STATS

	GP/GS	ATT	YDS	AVG/G	TD	LG
2020	5/0	0	0	0.0	0	0
2021	13/6	97	575	44.2	7	48
TOTAL	18/6	97	575	44.2	7	48

CAREER RECEIVING STATS

	REC	YDS	AVG/C	TD	LG
2020	0	0	0.0	0	0
2021	7	71	10.1	1	43
TOTAL	7	71	10.1	1	43



#8 JAYDEN JOHNSON

DB | 6-2 | 204 | So. | 1L
Cedartown, Ga. (Cedartown HS)

2021 (FRESHMAN): Appeared in 11 games with three starts as a true freshman ... Finished with 24 tackles with nine being solo and 15 being assisted stops ... Totaled two tackles for loss ... According to Pro Football Focus, saw action in 337 snaps with 269 coming on defense and 68 on special teams ... Registered six games with multiple tackles ... Recorded first career tackle in season opening win over Rice (Sept. 4) ... Finished with two stops including a tackle for loss against Georgia Southern (Sept. 18) ... Compiled four tackles, including a tackle for a loss at Georgia (Oct. 2) ... Made one solo stop against Ole Miss (Oct. 9) ... Filed one assisted tackle versus Auburn (Oct. 16) ... Made first career start, tallying two assisted stops in win over UAPB (Oct. 23) ... Logged second straight start and totaled three tackles in win over Mississippi State (Nov. 6) ... Recorded third consecutive start, finishing with a career high six tackles in road win at LSU (Nov. 13) ... Charted three stops at Alabama (Nov. 20) ... Totaled one solo stop in Outback Bowl win over Penn State (Jan. 1).

HIGH SCHOOL: Consensus three-star prospect by 247Sports, Rivals and ESPN ... Rated the No. 44 safety in the country by ESPN ... Played on both sides of the ball, seeing time at quarterback, wide receiver, running back, cornerback and safety for head coach Jamie Abrams at Cedartown High School ... Named the No. 26 player in Georgia by 247Sports ... As a senior, rushed 48 times for 347 yards (7.2 ypc) and five touchdowns, made 17 receptions for 336 yards (19.8 ypc) and three touchdowns, while also adding 17 tackles, three interceptions, a pass deflection, a forced fumble and a fumble recovery ... As a senior, won a Region 7A-4 Conference championship ... **CHOSE ARKANSAS OVER:** South Carolina, Georgia Tech, Oklahoma, Kansas State, Virginia and others.

CAREER DEFENSIVE STATS

	GP/GS	UA	A	TOTAL	TFL	SACK	FF/FR	INT	QBH	PD
2021	11/3	9	15	24	2.0	0.0	0/0	0	0	0
TOTAL	11/3	9	15	24	2.0	0.0	0/0	0	0	0



RETURNING PLAYERS



#19 KHARI JOHNSON

DB | 6-0 | 192 | Jr. | 2L
Boston, Mass. (Suffield Academy)

2021 (SOPHOMORE): Played in five games ... According to Pro Football Focus, played 90 snaps with 73 on defense ... Recorded five tackles, including four solo stops, and one pass breakup on the season ... Saw first action of the year against Georgia Southern (Sept. 18), recording one solo stop ... Made a season-high two tackles in win over UAPB (Oct. 23) ... Logged a solo stop at Alabama (Nov. 20) ... Registered one solo tackle against Penn State (Jan. 1) in Outback Bowl victory.

2020 (FRESHMAN): Played in nine games and earned first career start at cornerback ... Registered eight total tackles (3 solo) and one pass broken up ... Made first collegiate tackle and pass broken up while recording four total stops at Auburn (Oct. 10) ... Made one tackle in the win against Ole Miss (Oct. 17) ... Recorded three tackles at Florida (Nov. 14) ... According to Pro Football Focus, played 110 defensive and 90 special teams snaps ... Earned a tackling grade of 73.5 against Ole Miss.

HIGH SCHOOL: Three-star prospect by 247Sports and ESPN ... Rated as the No. 14 player in the state by 247Sports ... Letterwinner at Suffield Academy in Suffield, Connecticut ... Played on both sides of the ball, recording 36 tackles, one for loss, with four interceptions, a pick six, two forced fumbles and 12 pass breakups as a senior in 2019 ... Helped the Tigers to a perfect 9-0 record and the 2019 New England Preparatory School Athletic Council Class A Championship ... He tallied 29 receptions for 578 yards and five touchdowns, carrying the ball 10 times for 55 yards on the offensive side of the ball in his final year of prep ball ... **CHOSE ARKANSAS OVER:** Georgia, Navy, Pittsburgh and others.

PERSONAL: Khari Johnson ... Born Nov. 3, 2000 ... Son of Jessica and Bernard Johnson ... Brother to Esai.

CAREER DEFENSIVE STATS

	GP/GS	UA	A	TOTAL	TFL	SACK	FF/FR	INT	QBH	PD
2020	8/1	3	5	8	0.0	0.0	0/0	0	0	1
2021	5/0	4	1	5	0.0	0.0	0/0	0	0	1
TOTAL	13/1	7	6	13	0.0	0.0	0/0	0	0	2



#39 NATHAN JOHNSON

TE | 6-4 | 215 | R-Fr. | RS
Little Rock, Ark. (Catholic HS)

2021 FALL SEC ACADEMIC HONOR ROLL

2021 (REDSHIRT FRESHMAN): Did not appear in any games.

2020 (FRESHMAN): Did not appear in any games and redshirted.

HIGH SCHOOL: Played wide receiver for head coach John Fogleman at Catholic High School ... As a senior in 2019, hauled in 28 receptions for 483 yards (17.3 ypc) and five touchdowns ... Posted a season-high 113 receiving yards on four grabs with two touchdowns in a win over North Little Rock HS ... His junior year made three catches for 76 yards (25.3 ypc) ... Also played basketball for the Rockets.



#70 LUKE JONES

OL | 6-5 | 327 | R-Jr. | 2L
Little Rock, Ark. (Pulaski Academy/Notre Dame)

2021 FALL SEC ACADEMIC HONOR ROLL 2020 FALL SEC ACADEMIC HONOR ROLL

2021 (REDSHIRT JUNIOR): Played in all 13 games ... According to Pro Football Focus, saw action in 72 special teams snaps and 49 offensive snaps, including 33 snaps at left guard and 16 at left tackle.

REDSHIRT SOPHOMORE (2020): Played in all 10 games ... According to Pro Football Focus, saw action in 84 offensive and 100 special teams plays ... Participated in Arkansas' punt coverage and field goal units ... Played a season-high 34 offensive snaps, all at left guard, against Missouri (Dec. 5).

REDSHIRT FRESHMAN (2019): Sat out due to transfer rules.

PRIOR TO ARKANSAS: Spent his first year at Notre Dame, but did not play in any games ... Four-year letterwinner at Pulaski Academy in Little Rock, Arkansas ... Rated as the No. 43 offensive tackle nationally by 247Sports.com and No. 4 player from Arkansas by 247Sports & Rivals ... Named to 2017 USA Today American Family Insurance All-USA Arkansas Football Team ... Helped Pulaski Academy to four consecutive Arkansas 5A State Championships ... Pulaski Academy registered a 54-2 record over his four-year varsity career, including a 49-1 mark as a starter ... Captured the 2017 Willie Roaf Award, which is presented to the top Arkansas high school offensive lineman ... 2017 Arkansas Activities Association Football Class 5A First Team All-State.





RETURNING PLAYERS



#7 TREY KNOX

TE | 6-5 | 245 | Sr. | 3L
Murfreesboro, Tenn. (Blackman HS)

2021 FALL SEC ACADEMIC HONOR ROLL
2020 FALL SEC ACADEMIC HONOR ROLL

2021 (JUNIOR): Played in 12 games catching 20 passes for 141 yards and a touchdown, averaging 7.0 yards per catch ... Recorded six games with multiple receptions ... Totaled a season high five receptions for 37 yards and a score at Ole Miss (Oct. 9) ... Caught four passes for 26 yards in victory over Mississippi State (Nov. 6) ... Finished with three receptions for 10 yards in road win at LSU (Nov. 13) ... Registered four catches for 47 yards, averaging 11.8 yards per catch with a long of 16 at Alabama (Nov. 20) ... Finished with two receptions for 10 yards in win against Missouri (Nov. 26) ... Made two catches for 11 yards in Outback Bowl victory over Penn State (Jan. 1).

2020 (SOPHOMORE): Played in all 10 games and made six starts, recording seven catches for 70 yards (10.0 ypc) ... Recorded season-highs of three catches for 31 yards in the win at Mississippi State (Oct. 3) ... Hauled in a season-long catch of 22 yards at Missouri (Dec. 5) ... Made a reception in the final three games of the season against LSU (Nov. 21), Missouri (Dec. 5) and Alabama (Dec. 12) ... According to Pro Football Focus, saw action in 228 offensive snaps and 25 special teams snaps ... Tallied a 66.1 single-game offensive grade against Mississippi State, his highest of the year.

2019 (FRESHMAN): Started all 11 games he played at wide receiver as a freshman for the Razorbacks in 2019 ... Saw most of his snaps (512) out wide with 21 coming in the slot and four lined up in the backfield according to Pro Football Focus ... Hauled in 28 passes for 385 yards, scoring three times, averaging 13.8 yards per catch and 35.0 yards per game ... Ranked third among SEC freshman receivers in yards (385), yards per catch (13.8), receptions per game (2.5) and yards per game (35.0) ... Was third on the team in receiving yards ... Totaled 96 yards after catch ... Caught one pass in the season opener vs. Portland State for 38 yards ... Racked up a team-best six catches and 88 yards in the conference-opening game at Ole Miss on Sept. 7 ... Had a 49-yard reception in the contest, which was the longest play from scrimmage for the second consecutive game and the longest reception by a true freshman since Hunter Henry's 52-yard catch against Texas A&M (Sept. 28, 2003) ... Added six more catches for 90 yards against Colorado State, scoring his first touchdown on a 24-yard pass from Nick Starkel in the first quarter ... Hauled in another touchdown the following week against San Jose State, with a season-high eight receptions on 83 yards ... Scored on an eight-yard pass from Starkel in the fourth quarter to tie the game ... Posted his best receiving grades from PFF against the Spartans, with an 84.0 mark and a total offensive grade of 85.3 in the game ... One of three Razorbacks to record a touchdown catch in back-to-back games in 2019 ... Returned from injury to catch two passes for 24 yards against Kentucky (Oct. 12) and three for 34 yards vs. Auburn (Oct. 19) ... Only tallied two receptions over the final five games, one against Mississippi State (Nov. 2) for nine yards and a 19-yard TD catch vs. Missouri (Nov. 29) in the season finale ... Part of an offense that recorded 2,315 passing yards and 14 touchdowns through the air.

HIGH SCHOOL: Four-star prospect by Rivals, 247Sports and ESPN ... Ranked as the No. 16 wide receiver in the country and the No. 4 player in the state of Tennessee by Rivals ... Rated 274th in ESPN's Top 300 in this year's recruiting class ... Four-year varsity letterwinner at Blackman High School in Murfreesboro, Tennessee ... Racked up 558 receiving yards on 35 receptions and four touchdowns in 10 games for the Blaze, averaging 16.1 yards per catch ... Also rushed for 301 yards on 34 carries with five TDs ... Played on both sides of the ball, recording 19 tackles, 12 solo, with five for loss and three sacks ... Helped Blackman HS to a 10-2 record and a second round berth in the 2018 Tennessee High School Football

Division I Class 6A playoffs ... Led the team in receiving as a junior with 667 yards on 52 receptions, scoring five times in 12 contests in 2017 ... Propelled the Blaze to a 9-3 season and a second round appearance in the Tennessee state Division I Class 6A tournament ... Posted a career-best 669 receiving yards on 54 catches and 10 touchdowns, all the best marks among Blackman HS receivers ... **CHOOSE ARKANSAS OVER:** Auburn, Florida, Kentucky, LSU, Mississippi State, Ole Miss, South Carolina, Tennessee, Vanderbilt, Clemson, Notre Dame, Ohio State, Penn State and others.

PERSONAL: Born Aug. 14, 2001 ... Son of Katina and William Knox ... Has two siblings, Rachel and Katera.

CAREER RECEIVING STATS

	GP/GS	REC	YDS	AVG/C	TD	LG
2019	11/11	28	385	13.8	3	49
2020	10/6	7	70	10.0	0	22
2021	12/0	20	141	7.1	1	16
TOTAL	33/17	55	596	10.8	4	49





RETURNING PLAYERS



#62 BRADY LATHAM

OL | 6-5 | 307 | R-Jr. | 2L
Jenks, Okla. (Jenks HS)

2021 FALL SEC ACADEMIC HONOR ROLL
2020 SEC ALL-FRESHMAN TEAM
2020 FALL SEC ACADEMIC HONOR ROLL

2021 (REDSHIRT SOPHOMORE): Started all 13 games, lining up primarily at left guard ... According to Pro Football Focus, played in 890 snaps and held an 81.7 pass blocking grade throughout the season ... Posted seven games with a pass blocking grade of 80.0 or higher ... Led the way for four Razorbacks to rush for at least 500 yards, something that had not happened at Arkansas since 1975 ... Part of an offensive line that blocked for three games of 300+ yards of rushing (Texas, Ole Miss and Penn State) and two games of 600+ yards of total offense (Georgia Southern and Ole Miss) ... Charted a season-best 78.6 offensive grade against Georgia Southern (Sept. 18), including a season-high 76.6 run blocking grade ... Played a season-high 95 offensive snaps against at Ole Miss (Oct. 9) ... Recorded four consecutive games - against Mississippi State (Nov. 6), at LSU (Nov. 13), at Alabama (Nov. 20), against Mizzou (Nov. 26) - with a pass blocking grade above 80.0.

2020 (REDSHIRT FRESHMAN): Started all 10 games at left guard, one of two Razorback offensive linemen to start every game (Myron Cunningham) ... Named to the SEC All-Freshman Team, the first Arkansas offensive lineman since Denver Kirkland in 2013 ... Played every offensive snap of the game four times ... Penalized three times ... Earned first career start in the season opener against Georgia (Sept. 26) ... According to Pro Football Focus, did not allow a sack on 351 pass blocking snaps ... Saw action in 630 offensive snaps, the third most on the team, with 628 at left guard and two at right tackle ... 72.3 pass blocking grade ranked nine among SEC guards that played over 350 pass blocking snaps ... Posted a season-best 86.8 pass blocking grade against Ole Miss (Oct. 17).

2019 (FRESHMAN): Played in three games as a freshman for the Razorbacks in 2019, seeing time against Colorado State (Sept. 14), Alabama (Oct. 26) and Mississippi State (Nov. 2) ... Totaled seven snaps on the offensive line, three in both SEC games, according to Pro Football Focus ... Six of his seven plays were in run protection schemes ... Blocked for an offense that scored 28 times and racked up 4,081 total yards, including 2,315 passing yards, 1,766 rushing yards and 14 touchdowns both through the air and on the ground.

HIGH SCHOOL: Three-star prospect by Rivals, 247Sports and ESPN ... Rated as the No. 11 player in the state of Oklahoma by 247Sports ... Lettered in both football and baseball at Jenks High School in Jenks, Oklahoma ... 2018 Preseason All-World honoree for top offensive lineman by the Tulsa World ... Helped Jenks to an 11-2 record and No. 2 team ranking in the state of Oklahoma as a senior ... Anchored the offensive line to the OSSAA Class 6A-I Championship game on Nov. 30 ... Father Bob Latham Jr. started at center for Oklahoma in 1988, lettering at OU from 1985-88 ... **CHOSE ARKANSAS OVER:** New Mexico, Missouri State, Utah State and others.

PERSONAL: Latham (lay-them) ... Born Sept. 30, 2000 ... Son of Christy and Bob Latham ... Has one sibling, Lucy.



#42 ZACH LEE

TE | 6-5 | 241 | R-So. | SQ
Bentonville, Ark. (Bentonville HS)

2021 (FRESHMAN): Redshirt season ... Did not appear in any games.

HIGH SCHOOL: Played wide receiver at Bentonville High School ... Originally committed to Harding University.



RETURNING PLAYERS



#55 BEAUX LIMMER

OL | 6-5 | 302 | R-Jr. | 2L
Tyler, Texas (Tyler Lee HS)

2021 FALL SEC ACADEMIC HONOR ROLL

2022 PHIL STEELE PRESEASON FOURTH TEAM ALL-SEC

2021 PRO FOOTBALL FOCUS SECOND TEAM ALL-SEC

2021 PHIL STEELE FOURTH TEAM ALL-SEC

2021 PRO FOOTBALL FOCUS TEAM OF THE WEEK (SEPT. 12)

2020 FALL SEC ACADEMIC HONOR ROLL

2021 (REDSHIRT SOPHOMORE): Played in all 13 games and started in last 11 games ... Played an integral role in the Hogs' efficient ground attack that led the SEC and all Power 5 schools in rushing ... According to Pro Football Focus, logged 795 snaps at right guard throughout the season ... Led the way for four Razorbacks to rush for at least 500 yards, something that had not happened at Arkansas since 1975 ... Part of an offensive line that blocked for three games of 300+ yards of rushing (Texas, Ole Miss and Penn State) and two games of 600+ yards of total offense (Georgia Southern and Ole Miss) ... Saw action in 15 snaps at right guard in season opener against Rice (Sept. 4) ... Played 39 snaps at right guard in victory over Texas (Sept. 11) ... Made first start of the season against Georgia Southern (Sept. 18) and played 67 snaps ... Played a season-high 95 snaps at Ole Miss (Oct. 9).

2020 (REDSHIRT SOPHOMORE): Played in seven games and made five starts, all coming at right guard ... Started the first three games of the year against Georgia (Sept. 26), Mississippi State (Oct. 3) and Auburn (Oct. 10) and against Texas A&M (Oct. 31) and Alabama (Dec. 12) ... Penalized three times ... According to Pro Football Focus, played 310 offensive - all at right guard - and 10 special teams snaps ... Played every snap against Mississippi State ... Did not allow a sack in 171 pass blocking plays ... Recorded a season-high 85.1 pass blocking grade against Texas A&M.

2019 (REDSHIRT FRESHMAN): Played in four games as a freshman for the Razorbacks in 2019, seeing action against Colorado State (Sept. 14), Mississippi State (Nov. 2), Western Kentucky (Nov. 9) and Missouri (Nov. 29) ... Totaled 30 snaps over the four games, according to Pro Football Focus, seeing a season-high 19 snaps against the Hilltoppers ... Did not allow a sack or quarterback hit in 16 pass protection plays ... Blocked for an offense that scored 28 times and racked up 4,081 total yards, including 2,315 passing yards, 1,766 rushing yards and 14 touchdowns both through the air and on the ground.

HIGH SCHOOL: Three-star prospect by Rivals, 247Sports and ESPN ... Rated as the No. 67 offensive tackle in the nation by 247Sports ... Two-year varsity letterwinner ... Helped Tyler Lee High School to 2,346 yards on the ground, 1,159 yards through the air and 26 total offensive touchdowns during his senior season ... Propelled Tyler Lee HS to a six-win campaign in 2017, as the offense put up almost 3,000 rushing yards and over 1,500 passing yards in his junior year ... **CHOSE ARKANSAS OVER:** Missouri, Oklahoma State, Baylor, Northwestern and others.

PERSONAL: Born June 10, 2001 ... Son of Susan and David Limmer ... Has one sibling, Miranda.





RETURNING PLAYERS



#29 CAM LITTLE

K/P | 6-2 | 181 | So. | 1L
Moore, Okla. (Southmoore HS)

PHIL STEELE PRESEASON THIRD-TEAM ALL-SEC (2022)

SEC ALL-FRESHMAN TEAM (2021)

PFF FRESHMAN ALL-AMERICAN TEAM (2021)

FWAA FRESHMAN ALL-AMERICAN (2021)

2021 (FRESHMAN): Enjoyed a stellar freshman campaign, earning Freshman All-America honors from the FWAA, Pro Football Focus and The Athletic while also being named to the SEC All-Freshman Team ... Filed Lou Groza Award Star of the Week after making four field goals against Mississippi State ... Collected two SEC Freshman of the Week honors, one for his performance against Texas and the other for his outing against Mississippi State ... Earned SEC Special Teams Player of the Week for his game-winning field goal in overtime at LSU ... Logged five games with multiple field goals ... Appeared in all 13 games connecting on 20 of his 24 field goal attempts, the third-most makes in a single season by a Razorback kicker ... Drilled all 46 of his point after attempts to match the seventh-most in a single-season in program history and most since 2015 ... Charted the fifth-best single season field goal percentage (83.3 percent) in school history and the best by an Arkansas kicker since 2013 ... Hit his first career collegiate field goal in the season opener against Rice (Sept. 4) ... Earned SEC Freshman of the Week after nailing a career-best four field goals (4-for-4) against Texas (Sept. 11) ... Totaled nine points after hitting a 25-yard field goal and going 6-for-6 on PATs against Georgia Southern (Sept. 18) ... Made both field goals, including a 46-yarder, while adding two made PATs against Texas A&M (Sept. 25) ... Converted on all six PATs and connected on a 31-yard field goal against Ole Miss (Oct. 9) ... Contributed five points against Auburn (Oct. 16) thanks to a pair of PATs and a 44-yard field goal ... Secured second SEC Freshman of the Week honor after being responsible for 11 of the Hogs' 31 points against Mississippi State (Nov. 6), hitting field goals from 46, 48 and a career-long 51 yards away ... Named SEC Special Teams Player of the Week after kicking a 37-yard game-winning field goal in overtime at LSU (Nov. 13) and finishing the game with 10 points thanks to three made field goals from 48, 27 and 37 yards and a made PAT ... Made all five PATs vs. Alabama (Nov. 20) ... Registered 10 points against Missouri (Nov. 26) after notching two made field goals and all four PATs ... Called on for one field goal from 36 yards to go with three made PATs against Penn State (Jan. 1) in Outback Bowl win.

HIGH SCHOOL: According to Kohl's Kicking, rated a five-star punter and kicker and is the No. 2 kicker and No. 5 punter in his class ... Consensus three-star prospect by 247Sports, Rivals and ESPN ... Ranked as the No. 1 kicker in his class by 247Sports ... Handled place kicking, kickoff and punting duties for head coach Josh Norman at Southmoore High School ... As a senior was named Central Oklahoma Athletic Conference Special Teams Player of the Year ... Selected an Adidas All-American and named to the Under Armour All-American Game roster ... USA Today Preseason Second Team All-American ... As a junior was named to the Tulsa World All-State Second Team and Oklahoman Big All-City Second Team ... Was also named Central Oklahoma Athletic Conference Special Teams Player of the Year and Oklahoman All-State Honorable Mention ... As a senior, made 6-of-10 field goals with a long of 49 yards and made 24-of-24 point after tries ... Punted 41 times, placing nine inside the 20-yard line ... **CHOSE ARKANSAS OVER:** Colorado, Oklahoma State, Nevada, Air Force, Navy, Army and others.

CAREER KICKING STATS

	GP/GS	MADE	ATT	LG	PCT
2021	13/0	20	24	51	83.3
TOTAL	13/0	20	24	51	83.3





RETURNING PLAYERS



#13 CHASE LOWERY

DB | 6-0 | 185 | R-Fr. | RS
Frisco, Texas (Frisco HS)

2021 (FRESHMAN): Redshirted during his first season and did not appear in any games in 2021.

HIGH SCHOOL: Rated a consensus three-star prospect by 247Sports, Rivals and ESPN ... Rated the No. 42 cornerback in his class and No. 74 overall prospect in Texas by 247Sports ... Played on both sides of the ball for head coach Jeff Harbert at Frisco High School ... As a senior, made 14 grabs for 403 yards (28.8 ypc) and two touchdowns while making 26 tackles, four interceptions, one pass broken up, one fumble recovery and one forced fumble in seven games ... As a junior, made 31 catches for 709 yards (22.9 ypc) and seven touchdowns while also making 44 tackles with four interceptions, one interception return for a score, eight passes defended and one forced fumble ... Named District 7-5A D-II MVP for Frisco, who finished 11-2 and reached the third round of the playoffs ... **CHOSE ARKANSAS OVER:** Texas Tech, Purdue, Michigan State, Memphis, Pitt, San Diego State, Oregon State and others.



#65 DEVON MANUEL

OL | 6-9 | 334 | R-Fr. | RS
Sunset, La. (Beau Chene HS)

2021 (FRESHMAN): Redshirted during his first season and did not appear in any games.

HIGH SCHOOL: Consensus three-star prospect by 247Sports, Rivals and ESPN ... Rated the No. 28 player in Louisiana by 247Sports and the No. 78 overall offensive tackle ... Played for head coach Sal Diesi at Beau Chene High School ... Also played basketball in high school ... **CHOSE ARKANSAS OVER:** Iowa State, Michigan State, Houston, Indiana, Louisiana and others.



#90 MARCUS MILLER

DL | 6-5 | 286 | R-Jr. | 2L
Warren, Ark. (Warren HS)

2021 (REDSHIRT SOPHOMORE): Played in two games, seeing action on the defensive line against Auburn (Oct. 16) and UAPB (Oct. 23) ... Tallied two tackles (one solo) on the season, both coming against UAPB.

2020 (REDSHIRT FRESHMAN): Played in three games against Florida (Nov. 14), LSU (Nov. 21) and Alabama (Dec. 12), seeing action on the defensive line ... Totaled seven tackles (three solo) ... Made season debut at Florida and did not record any statistics ... Logged a career-high six tackles and played a career-best 46 snaps against LSU ... Registered one tackle in the season finale against Alabama ... According to Pro Football Focus, saw action in 55 defensive and 8 special teams snaps ... Posted a rush defensive grade of 69.4.

2019 (FRESHMAN): Played in two games during his freshman season at Arkansas, appearing in the season opener against Portland State (Aug. 30) and at Kentucky (Oct. 12) ... Recorded one tackle, going for a one-yard loss against the Wildcats ... Totaled four snaps in the contest in Lexington.

HIGH SCHOOL: Three-star prospect by Rivals and 247Sports ... Rated as the No. 8 player in the state of Arkansas by Rivals ... Four-year varsity letterwinner at Warren High School in Warren, Arkansas ... Also lettered in basketball ... Racked up 52 total tackles, seven for loss, including two sacks to go with four quarterback hurries and one recovered fumble as a senior ... Helped the Lumberjacks to a 9-2 overall record and a berth in the second round of the Arkansas state 4A playoffs ... Posted 78 tackles and eight sacks, as well as six PBUs as a junior in 2017, propelling Warren HS to 13-2 mark and a heart-breaking one point loss in the 2017 Centennial Bank Arkansas state 4A championship game ... **CHOSE ARKANSAS OVER:** Missouri, Tennessee and others.

PERSONAL: Born Nov. 19, 1999 ... Son of Karmalisa York and Mark Miller ... Has one sibling, Xavion.

CAREER DEFENSIVE STATS

	GP/GS	UA	A	TOTAL	TFL	SACK	FF/FR	INT	QBH	PD
2019	2/0	1	0	1	1.0	0.0	0/0	0	0	0
2020	3/0	3	4	7	0.0	0.0	0/0	0	0	0
2021	2/0	1	1	2	0.0	0.0	0/0	0	0	0
TOTAL	7/0	5	5	10	1.0	0.0	0/0	0	0	0



RETURNING PLAYERS



#33 ISAIAH NICHOLS

DL | 6-3 | 315 | R-Sr. | 3L
Springdale, Ark. (Springdale HS)

2021 (REDSHIRT JUNIOR): Appeared in 13 games with three starts ... Finished with 21 tackles (five solo), 3.5 tackles for loss, 1.5 sacks and one forced fumble ... Started in season opener against Rice (Sept. 4), recording a forced fumble for a sack and loss of seven yards ... Finished with three assisted stops and 0.5 tackles for loss in win over Texas (Sept. 11) ... Made one tackle in Georgia Southern win (Sept. 18) ... Recorded three tackles with 0.5 tackles for loss versus Auburn (Oct. 16) ... Notched a tackle for loss as part of his three tackles in win over UAPB (Oct. 23) ... Made three tackles for the third straight game adding in a half sack in win over Mississippi State (Nov. 6) ... Made one stop in overtime win at LSU (Nov. 13) ... Recorded three tackles in victory over Missouri (Nov. 27) ... Filed a season-best four stops in Outback Bowl win over Penn State (Jan. 1).

2020 (REDSHIRT SOPHOMORE): Played in nine games, making seven starts ... Totaled 24 tackles (six solo), 0.5 tackles for loss, 0.5 sacks and one quarterback hurry ... Made first career start and recorded three tackles and a quarterback hurry in the season opener against Georgia (Oct. 26) ... Had one tackle at Mississippi State (Oct. 3) ... Logged three tackles, including 0.5 sacks and 0.5 tackles for loss at Auburn (Oct. 10) ... Did not record any statistics at Ole Miss (Oct. 17) ... Made at least two stops in every game played for the remainder of the year ... Collected two tackles at Texas A&M (Oct. 31) and three against Tennessee (Nov. 7) and at Florida (Nov. 14) ... Did not play against LSU (Nov. 21) ... Recorded three tackles at Missouri (Dec. 5) ... Tallied a career-high six tackles in the season finale against Alabama (Dec. 12) ... According to Pro Football Focus, played 457 defensive and 105 special teams snaps ... Posted five games with a tackle grade over 70, with a season-high 75.0 at Florida.

2019 (REDSHIRT FRESHMAN): Played in all 12 games for the Razorbacks in 2019, appearing in 437 plays, including 296 on the defensive line, according to Pro Football Focus ... Recorded 17 total tackles, seven solo, with one tackle for loss, including half-a-sack in the season finale against Missouri (Nov. 29) ... His other half-TFL came against Colorado State on Sept. 14 in Fayetteville ... Posted a tackle in nine of 12 games, with three multi-tackle performances - three at Ole Miss (Sept. 7), four vs. Colorado State (Sept. 14) and three vs. Mississippi State (Nov. 2) ... Earned a rush defense grade of 81.9 against CSU, his top mark of the year from PFF ... Part of a defensive unit that tallied 845 total stops in 2019.

CAREER DEFENSIVE STATS

	GP/GS	UA	A	TOTAL	TFL	SACK	FF/FR	INT	QBH	PD
2018	3/0	1	0	1	0.0	0.0	0/0	0	0	0
2019	12/0	7	10	17	1.0	0.5	0/0	0	0	0
2020	9/7	6	18	24	0.5	0.5	0/0	0	0	1
2021	13/4	5	17	22	3.5	1.5	1/0	0	0	0
TOTAL	37/11	19	45	64	5.0	2.5	1/0	0	0	1



#52 JOHN OEHRLEIN

LS | 6-1 | 235 | R-Jr. | SQ
Austin, Texas (Westlake HS)

2021 FALL SEC ACADEMIC HONOR ROLL
2020 FALL SEC ACADEMIC HONOR ROLL

2021 (REDSHIRT SOPHOMORE): Did not appear in any games.

2020 (REDSHIRT FRESHMAN): Did not appear in any games during the 2020 season.

2019 (FRESHMAN): Did not appear in any games during the 2019 season and redshirted.

HIGH SCHOOL: Two-year letterwinner at Westlake High School in Austin, Texas ... Helped the Chaparrals to a 13-2 overall record as a senior and a semifinal berth in the 2018 Texas 6A Division II High School Football state tournament ... Marked back-to-back seasons to play as one of the final four teams remaining in the playoffs, also doing so in 2017.



RETURNING PLAYERS



#36 ERIN OUTLEY

TE | 6-4 | 255 | R-Fr. | RS
Little Rock, Ark. (Parkview HS)

2021 (FRESHMAN): Redshirt season ... Did not appear in any games while recovering from knee surgery.

HIGH SCHOOL: Consensus three-star prospect according to 247Sports, Rivals and ESPN ... Rated the No. 4 player in Arkansas by Rivals ... Ranked the No. 19 tight end in his class by ESPN ... Played tight end for head coach Brad Bolding at Little Rock Parkview ... As a senior, made two catches for 90 yards (45.0 ypc) and a touchdown ... Missed the majority of the season with a meniscus injury ... As a junior, made 48 catches for 721 yards (15.0 ypc) with eight touchdowns ... Hauled in 27 catches for 322 yards (11.9 ypc) and six touchdowns as a sophomore ... His freshman season made 22 grabs for 331 yards (15.0 ypc) ... Little Rock Parkview teammate Landon Rogers is also part of the 2020 signing class ... **CHOSE ARKANSAS OVER:** LSU, Texas A&M, Tennessee, Oregon, Michigan, Michigan State and others.



#16 KEUAN PARKER

DB | 5-11 | 178 | R-Fr. | RS
Tulsa, Okla. (Booker T. Washington HS)

2021 (FRESHMAN): Redshirted during his first season and did not appear in any games.

HIGH SCHOOL: Consensus three-star prospect by 247Sports, Rivals and ESPN ... Rated the No. 2 player in Oklahoma by Rivals and No. 10 by 247Sports ... Rated the No. 32 cornerback in his class by 247Sports ... Ranked No. 8 on the Oklahoman's Super 30 list ... In addition to playing corner, also lined up at strong safety for head coach Jonathan Brown at Booker T. Washington High School ... As a senior, played in seven games and made 20 tackles with 1.0 tackle for loss, one interception and one forced fumble ... Played in nine games his junior season, making 45 tackles with 1.0 sack, two interceptions and 14 passes broken up, while going 6-5 and reaching the state playoffs ... Saw action in 10 games as a sophomore, registering 29 tackles and three interceptions for a Booker T. Washington squad that reached the state semifinals ... Also competed in track and field ... **CHOSE ARKANSAS OVER:** Baylor, Kansas, Michigan State, Nebraska, SMU and others.



#27 CHRIS PAUL JR.

LB | 6-1 | 230 | R-Fr. | RS
Cordele, Ga. (Crisp County HS)

2021 (FRESHMAN): Redshirted during his first season ... Appeared in four games, seeing time against Georgia Southern (Sept. 18), against UAPB (Oct. 23), against Missouri (Nov. 26) and against Penn State (Jan. 1) in the Outback Bowl win ... Made first collegiate appearance against Georgia Southern ... Credited with his first career tackle and tackle for loss against UAPB.

HIGH SCHOOL: Rated a consensus three-star prospect by 247Sports, Rivals and ESPN ... Rated the No. 22 inside linebacker in his class ... Ranked the No. 61 player in Georgia by Rivals ... Played linebacker and running back for head coach Brad Barber at Crisp County High School ... As a senior, made 91 total tackles in 11 games and added 20.0 tackles for loss and 2.5 sacks ... Also forced one fumble and blocked one punt ... Offensively, rushed eight times for 67 yards (8.4 ypc) and a touchdown and made four grabs for 57 yards (14.3 ypc) and a touchdown ... As a junior, made 157 tackles with 10.0 tackles for loss and 4.5 sacks, leading Crisp County to an 11-4 record ... He also rushed 13 times for 113 yards (8.7 ypc) and three touchdowns and also made 10 catches for 112 yards (11.2 ypc) and two touchdowns ... As a sophomore, recorded 92 tackles, 12.0 tackles for loss and 6.5 sacks, while reaching the state championship game ... **CHOSE ARKANSAS OVER:** Nebraska, Cincinnati, Louisville, Tennessee and others.

CAREER DEFENSIVE STATS

	GP/GS	UA	A	TOTAL	TFL	SACK	FF/FR	INT	QBH	PD
2021	4/0	0	1	1	0.5	0	0/0	0	0	0
TOTAL	4/0	0	1	1	0.5	0	0/0	0	0	0



RETURNING PLAYERS



#10 BUMPER POOL

LB | 6-2 | 232 | *Sr. | 4L
Lucas, Texas (Lovejoy HS)

2022 PHIL STEELE PRESEASON SECOND TEAM ALL-AMERICAN
2022 PHIL STEELE PRESEASON FIRST TEAM ALL-SEC
2021 PHIL STEELE THIRD TEAM ALL-AMERICAN
2021 PHIL STEELE FIRST TEAM ALL-SEC
2021 ALL-SEC SECOND TEAM (AP, COACHES)
2021 ALL-SEC THIRD TEAM (PFF)
2021 FALL SEC ACADEMIC HONOR ROLL
2020 ALL-SEC SECOND TEAM (COACHES)
2020 CO-SEC DEFENSIVE PLAYER OF THE WEEK
2020 BRONKO NAGURSKI NATIONAL DEFENSIVE PLAYER OF THE WEEK
2018-21 FALL SEC ACADEMIC HONOR ROLL

2021 (SENIOR): Played in all 13 games with one start at linebacker earning Second-Team All-SEC honors from the Associated Press and league's coaches ... Led the Hogs in total tackles with 125 (45 solo), his second consecutive season with 100+ total tackles and enters the 2022 season with 349 career tackles - ninth all-time at Arkansas ... Racked up 7.5 tackles for loss, tied for second most on the squad ... Finished 10th in the nation in total tackles (125) and tallied 9.6 tackles per game, ranking second in the SEC and 15th nationally ... Has totaled the second-most tackles (320) among all FBS defenders since 2019, second to only Troy LB Carlton Martial (367) ... Posted a team-leading seven games with double-digit stops, third most nationally ... Also led the Hogs in tackles in seven games ... Totaled a season-high 14 stops in the season opener against Rice (Sept. 4), earning his first and only start of the year against the Owls ... Made 10 tackles against Texas (Sept. 11), his second double-digit tackle performance in as many games ... Racked up consecutive double-digit tackle efforts at Georgia (Oct. 2) and at Ole Miss (Oct. 9) with 11 and 12, respectively ... Also collected 1.5 tackles for loss at Ole Miss ... Turned in a 10-tackle performance against Mississippi State (Nov. 6), his fifth double-digit tackle effort of the season ... Carded a season-high 2.0 tackles for loss at LSU (Nov. 13), posting 13 total tackles in the win ... Nabbed his seventh double-digit tackle effort of the season against Missouri, logging 13 stops against the Tigers ... Made five stops in Outback Bowl victory over Penn State (Jan. 1).

2020 (JUNIOR): Named to the All-SEC Second Team by the coaches ... Lott IMPACT Trophy Semifinalist ... Played and started in nine games at linebacker, missing the Ole Miss (Oct. 17) game due to a shoulder injury ... Finished second on the team making 101 total tackles (40 solo) and tied for second with 6.5 tackles for loss and five passes broken up ... Ranked second in the SEC and ninth in FBS averaging 11.2 tackles per game ... Also recorded 0.5 sacks and one quarterback hurry ... Team's leading tackler in a team-best six games ... Posted 11 tackles with half-a-sack, 1.0 tackle for loss and a pass broken up in the season opener against Georgia (Sept. 26) ... Named SEC co-Defensive Player of the Week, alongside teammate Joe Foucha, and earned Bronko Nagurski National Defensive Player of the Week for his career-high 20 tackles and two passes broken up performance in the win at Mississippi State (Oct. 3) ... His 20 tackles were most by a Razorback since Jerry Franklin's 20 in 2010 against Mississippi State ... The performance is tied for 10th-most in a game in school history and second-most in FBS this season ... Broke up a pass for the third straight week and made five tackles at Auburn (Oct. 10) ... Made a game-high 14 tackles with a career-high 3.0 tackles for loss at Texas A&M (Oct. 31) ... Led the team in tackles for the second straight week, making 14 stops with 1.5 tackles for loss and a quarterback hurry in the win over Tennessee (Nov. 7) ... Collected seven tackles at Florida (Nov. 14) ... Registered 11 tackles with a pass broken up against LSU (Nov. 21) ... Recorded six tackles with 1.0 tackle for loss at Missouri (Dec. 5) ... Led the team in tackles, making a game-high 13 tackles against Alabama (Dec. 12) in the season finale ... Registered six double-digit tackle games ... According to Pro Football Focus, played 663 defensive and 67 special teams snaps ... Recorded a single-game best defensive grade of 69.0 against Texas A&M.

2019 (SOPHOMORE): Started all 12 games for the Razorbacks in 2019 at the

WILL linebacker spot ... Appeared in 698 plays as a sophomore (Pro Football Focus), with 623 lined up on defense, also seeing time on Arkansas' various special teams units ... Finished second on the team in total tackles with 94, a career-high ... Tallied 38 solo stops, 6.5 for loss with half-a-sack, breaking up five passes and getting credit for a quarterback hurry ... Opened the season with a team-high six tackles against Portland State (Aug. 30) ... Registered his first TFL at Ole Miss (Sept. 7) as part of a nine-tackle showing against the Rebels, leading the team again for the second-straight week ... Sandwiched seven stops vs. San Jose State between a pair of four-tackle games against Colorado State (Sept. 14) and Texas A&M (Sept. 28), with a half-tackle-for-loss vs. the Aggies in Arlington ... Set a career-high in TFLs with 1.5 and matched a personal-best in total stops with 10 at Kentucky on Oct. 12, his first game in 2019 with double-digit tackles ... Notched his only sack of the season against Auburn on Oct. 19, finishing with nine stops in the game ... Followed a five-tackle showing at Alabama with a career-high 13 tackles vs. Mississippi State on Nov. 2, which included another 1.5 TFLs ... Third game to lead the team in tackles in 2019 ... Had nine tackles and half-a-tackle-for-loss vs. WKU (Nov. 9), followed by a five-tackle game at LSU ... Wrapped up the year with another 13-tackle performance against Missouri in Little Rock, tallying a TFL in the contest ... Posted three tackling grades over 81.0 from PFF, with a season-best 83.5 against the Hilltoppers ... Finished the year with a 77.9 overall quarterback pressure grade from the outlet.

2018 (FRESHMAN): Played in 10 games in his first season with the Razorbacks, starting four at the weak inside linebacker position ... Totaled 340 snaps played in 2018, according to Pro Football Focus, with 275 coming on defense and 65 on Arkansas' special teams units ... Recorded 29 total tackles, 14 solo, with 2.5 tackles for loss (four yards) ... Broke up four passes, created with a quarterback hurry, blocked a kick and recovered a fumble ... His blocked field goal came in the season opener against Eastern Illinois in the second quarter ... Also recovered and returned a fumble in the contest against the Panthers 60 yards in the third quarter, setting up a Connor Limpert chip-shot field goal ... Finished the season opener with six tackles, then followed it up with four at Colorado State and three against North Texas before SEC play ... Didn't record another stop until facing Vanderbilt, posting 10 for his first double-digit tackle performance of his career ... Ended the year with six stops at Missouri ... Earned a 91.3 special teams grade from PFF for his efforts against EIU ... Put together a season-best 81.0 overall defensive grade on homecoming vs. Tulsa ... Part of a defensive crew that racked up 882 total tackles over the course of the 2018 campaign.

HIGH SCHOOL: Four-star recruit by 247Sports and Rivals ... No. 236 ranked overall prospect by 247Sports ... No. 12 inside linebacker in Texas by 247Sports and No. 14 according to Rivals ... Top-40 player in Texas by 247Sports (No. 27) and Rivals (No. 37) ... Recorded more than 300 tackles in his four-year career at Lovejoy ... As a senior, totaled 166 tackles (108 solo), recorded 14 tackles for loss, broke up four passes, forced three fumbles, had three interceptions and blocked one PAT ... Also was used in a wildcat role on offense and found the end zone six times ... Tallied 12 tackles, blocked a PAT, broke up a pass and returned an interception 42 yards for a touchdown in a 63-15 win over Forney ... Registered 30 tackles over the first three games of the season ... Ran for 51 yards and two touchdowns on nine carries in a 45-29 win over Sulphur Springs ... Accepted an invitation to participate in The 88 Offense-Defense All-American Bowl featuring 88 of the top high school recruits in the 2018 class ... Among 51 players on the Butkus Award's high school watch list ... Named the linebacker MVP out of 31 other prospects at his position at the Nike Football The Opening Regional Dallas ... As a junior in 2016, had 110 tackles, 6 tackles for loss, 2 pass deflections, 1 pass breakups, 1 interception, 1 forced fumble and 1 recovered fumble ... Earned a spot on the 15-5A Football All-District second team ... As a sophomore in 2015, collected 148 tackles, 18 tackles for loss, four sacks, a quarterback hurry, six pass breakups, five forced fumbles and two recovered fumbles ... Coached by Todd Ford ... A four-sport athlete who also wrestles, plays golf and competes in track ... Chose Arkansas over Alabama, LSU, Texas A&M, USC, Michigan, Oklahoma State, TCU, Arizona, Maryland and SMU.

CAREER DEFENSIVE STATS

	GP/GS	UA	A	TOTAL	TFL	SACK	FF/FR	INT	QBH	PD
2018	10/4	14	15	29	2.5	0.0	0/1	0	1	4
2019	12/12	38	56	94	6.5	0.5	0/0	0	1	5
2020	9/9	40	61	101	6.5	0.5	0/0	0	1	5
2021	13/1	45	80	125	7.5	0.0	0/0	0	2	2
TOTAL	44/26	137	212	349	23	1.0	0/1	0	5	16



RETURNING PLAYERS





RETURNING PLAYERS



#18 KADE RENFRO

QB | 6-3 | 206 | R-So. | SQ
Stephenville, Texas (Stephenville HS/Ole Miss)

2021 (REDSHIRT FRESHMAN): Did not appear in any games.

PRIOR TO ARKANSAS: Spent the 2020 season at Ole Miss and did not appear in any games ... Moved from quarterback to wide receiver at the start of fall camp.

HIGH SCHOOL: Ranked as a three-star prospect by 247Sports and ESPN ... Tabbed as the No. 27 pro-style quarterback in the nation by 247Sports, coming in as the 109th-rated player in the state of Texas ... Listed as the nation's No. 44 pocket passer by ESPN ... Passed for 2,372 yards with 17 touchdowns as a senior ... Completed 59.3 percent of passes, averaging 215 yards per game ... Also carried the ball 91 times for 211 yards ... Registered 1,840 passing yards and 17 touchdowns during junior season ... Earned first team 5-4A all-district honors in 2018 ... Led the Yellow Jackets to back-to-back bi-district titles ... Earned MVP honors at the Elite 11 Houston Regional ... Out of high school, chose Ole Miss over offers from Florida State and UCF ... Coached by Sterling Doty.



#15 LANDON ROGERS

WR | 6-4 | 197 | R-Fr. | RS
Little Rock, Ark. (Parkview HS)

2021 (FRESHMAN): Redshirt season ... Played in one game, making his collegiate debut against UAPB (Oct. 23) ... Did not record any statistics.

HIGH SCHOOL: Consensus three-star prospect according to 247Sports, Rivals and ESPN ... Rated the No. 5 player in Arkansas by Rivals ... Ranked the No. 35 dual threat quarterback in his class by 247Sports ... Played quarterback for head coach Brad Bolding at Little Rock Parkview ... One of two 2020 commits from Little Rock Parkview, alongside tight end Erin Outley ... His senior season completed 92-of-150 passes for 1,247 yards and six touchdowns while also rushing 150 times for 1,148 yards (7.7 ypc) and 22 touchdowns ... As a junior, completed 99-of-182 passes for 1,661 yards with 19 touchdowns, he also ran 93 times for 584 yards (6.3 ypc) and 10 touchdowns ... As a sophomore, completed 64-of-102 passes for 713 yards with eight touchdowns and ran for 135 yards and seven scores ... **CHOOSE ARKANSAS OVER:** Houston, Kansas, North Texas, Louisiana and others.

CAREER RECEIVING STATS

	GP/GS	REC	YDS	AVG/C	TD	LG
2021	1/0	0	0	0.0	0	0
TOTAL	1/0	0	0	0.0	0	0



#5 RAHEIM SANDERS

RB | 6-2 | 227 | So. | 1L
Rockledge, Fla. (Rockledge HS)

2021 SEC ALL-FRESHMAN TEAM (COACHES)

2021 (FRESHMAN): Earned SEC All-Freshman honors from the league's coaches after playing in all 13 games finishing with 578 rushing yards (5.2 ypc) and five touchdowns on the ground while also contributing 11 receptions for 109 yards and a score ... Part of a Razorback rushing attack that saw four different Hogs gain over 500 yards for the first time since 1975 ... Tallied 706 all-purpose yards on the year ... Ranked second on the team in rushing yards ... Registered one 100-yard rushing game (at Ole Miss), logging three runs of 20+ yards on the season ... Had two games with multiple rushing touchdowns on the year ... In his collegiate debut, ran the ball seven times for 44 yards against Rice (Sept. 4) ... Rushed eight times for 50 yards while scoring his first collegiate touchdown against Texas (Sept. 11) ... Carried the ball 10 times for 43 yards against Georgia Southern (Sept. 18) ... Rushed the ball six times for 27 yards against Texas A&M (Sept. 25) ... Registered 21 rushing yards on six attempts and recorded his first collegiate reception for 22 yards at Georgia (Oct. 2) ... Went for a career-high 139 yards on 17 rushing attempts (8.2 ypc) with a long of 42 yards and added a career-best three receptions for 26 yards at Ole Miss (Oct. 9) ... His 139 rushing yards were the most by an Arkansas rusher during the season ... Racked up 64 yards on 16 carries and hauled in one reception for seven yards against Auburn (Oct. 16) ... Rushed for 46 yards on nine attempts against UAPB (Oct. 23) ... Tallied 26 yards on eight carries while tying his career high in receptions with three for 41 yards, including a long of 24 yards, against Mississippi State (Nov. 6) ... Had one reception at LSU (Nov. 13) ... Rushed the ball six times for 18 yards and carded two receptions for 16 yards and a score at Alabama (Nov. 20) ... Carried the ball eight times for 21 yards and a season high two touchdowns in victory against Missouri (Nov. 26) ... Charted 79 yards on 13 carries in bowl win over Penn State (Jan. 1).

HIGH SCHOOL: Rated a four-star prospect by 247Sports and Rivals and a three-star prospect by ESPN ... Rated the No. 19 player in Florida by 247Sports and No. 8 athlete in the country ... Slotted at No. 160 in the Top247 list ... Ranked No. 250 in Rivals250 ... Played running back, wide receiver and linebacker for head coach Wayne Younger at Rockledge High School ... As a senior, rushed for 317 yards (15.9 ypc) and four touchdowns while making 24 catches for 391 yards (16.3 ypc) with four touchdowns ... Also totaled 237 kick return yards with a touchdown ... As a junior rushed for 33 yards (6.6 ypc) and a touchdown, made 15 catches for 368 yards (24.5 ypc) with two scores and registered 225 kickoff return yards ... Defensively, made 24 tackles in his high school career, totaling 8.0 tackles for loss and 6.0 sacks as a junior ... Made a career-high six catches for 165 yards and two touchdowns in a win over Bayside High School ... Appeared in the state playoffs each of the last two seasons, finishing with a 7-2 record as a senior and an 8-2 record as a junior ... Also, played basketball and competed in track and field at Rockledge ... Averaged 9.5 points and 5.7 rebounds as a junior ... **CHOOSE ARKANSAS OVER:** Oklahoma, Auburn, Miami (Fla.), Florida State, UCF and others.

CAREER RUSHING STATS

	GP/GS	ATT	YDS	AVG/G	TD	LG
2021	13/0	114	578	44.5	5	42
TOTAL	13/0	114	578	44.5	5	42

CAREER RECEIVING STATS

	REC	YDS	AVG/C	TD	LG
2021	11	109	9.9	1	24
TOTAL	11	109	9.9	1	24



RETURNING PLAYERS



#2 MYLES SLUSHER

DB | 6-0 | 194 | Jr. | 2L
Broken Arrow, Okla. (Broken Arrow HS)

2021 (SOPHOMORE): Played in 11 games with seven starts ... Tallied 50 tackles (33 solo) with 3.0 tackles for loss, including 0.5 sacks ... Finished tied for second on the team in interceptions with two ... Racked up four pass breakups and two quarterback hurries ... Recorded a tackle in his season debut against Georgia Southern (Sept. 18) ... Tallied seven stops and a pass breakup against Auburn (Oct. 16) ... Picked off a pass to go along with six tackles with 1.0 tackle for loss, including 0.5 sacks, against UAPB (Oct. 23) ... Had seven tackles and a pass breakup against Mississippi State (Nov. 6) ... Came up with two pass breakups and an interception in a six-tackle effort at LSU (Nov. 13) ... Carded nine stops, including 1.0 tackles for loss, at Alabama (Nov. 20) ... Career-high 10 tackles with a pass breakup against Mizzou (Nov. 26) ... Logged five stops (all solo), including a tackle for loss, against Penn State (Jan. 1) in the Outback Bowl.

2020 (FRESHMAN): Played in seven games and made one start at dimeback ... Totaled 15 tackles (nine solo) with 1.0 tackle for loss ... Tied for the team-lead recovering two fumbles ... In his first career game, recovered a fumble against Georgia (Sept. 26) ... Earned first career start in Arkansas' win at No. 16 Mississippi State (Oct. 3), making three tackles ... Set career-highs registering five tackles, all solo stops, with a forced fumble, fumble recovery and first career tackle for loss against LSU (Nov. 21) ... First SEC freshman to record at least five solo tackles, one forced fumble and one fumble recovery in a game since 2011 ... According to Pro Football Focus, played 199 snaps and earned a 65.7 defensive grade ... Posted a season-high defensive grade of 78.2 against LSU ... Saw action on 199 defensive and 18 special teams plays.

HIGH SCHOOL: Four-star prospect by Rivals, 247Sports and ESPN ... Rated as the No. 5 safety in the country by 247Sports ... Ranked second in the state of Oklahoma by 247Sports and ESPN ... Slotted in ESPN's Top 300 at 204 ... Four-year varsity letterwinner at Broken Arrow High School in Broken Arrow, Oklahoma ... Recorded 26 tackles, two for loss, with one sack, an interception and four pass breakups as a senior in 2019 ... Helped the Tigers to a 9-3 overall record with a semifinal appearance in the Class 6A-I Oklahoma playoffs ... Tallied 68 total stops, three TFLs, with two interceptions and a recovered fumble during his junior campaign ... Guided Broken Arrow HS to a spotless 13-0 record and the Oklahoma Class 6A-I state championship after a 28-20 victory over Jenks ... Racked up 41 total tackles, 37 solo, with four interceptions in 2017 ... **CHOSE ARKANSAS OVER:** Alabama, LSU, Ole Miss, Missouri, Texas A&M, Nebraska, Notre Dame, Oregon and others.

PERSONAL: Myles Slusher ... Born March 1, 2002 ... Son of Blanca and PJ Slusher ... Has five siblings: Phillip, Jessica, Austin, Anthony and Reality.

CAREER DEFENSIVE STATS

	GP/GS	UA	A	TOTAL	TFL	SACK	FF/FR	INT	QBH	PD
2020	6/2	9	6	15	1.0	0.0	1/2	0	0	0
2021	11/7	33	17	50	3.0	0.5	0/0	2	2	4
TOTAL	17/9	42	23	65	4.0	0.5	1/2	2	2	4



#39 COURTNEY SNELLING

DB | 5-11 | 165 | Sr. | SO
Little Rock, Ark. (Joe T. Robinson HS)

HIGH SCHOOL: Joined the team as a preferred walk-on ... Attended Joe T. Robinson HS in Little Rock, Ark. ... Received A-B honor roll award and was a two-time all-conference recipient.

PERSONAL: Son of Vatsana Ferrell and Courtney Snelling, Sr. ... Siblings are Chloe Ferrell, Victoria Wilson, Hayden Phanavanh, Trai Wade, Zae Marshall, Courtland Snelling and Anforney Snelling.



RETURNING PLAYERS



#74 JALEN ST. JOHN

OL | 6-5 | 327 | R-So. | 1L
St. Louis, Mo. (Trinity Catholic HS)

2021 (REDSHIRT FRESHMAN): Played in two games, making appearances against Georgia Southern (Sept. 18) and at Georgia (Oct. 2) seeing time on the offensive line and special teams.

2020 (FRESHMAN): Did not see any game action and redshirted.

HIGH SCHOOL: Four-star prospect by Rivals ... Rated as the No. 9 offensive guard in the country and seventh overall player in the state of Missouri by Rivals ... Four-year varsity letterwinner at Trinity Catholic High School in St. Louis, Missouri ... Blocked for an offense that racked up over 4,000 yards of total offense, including 2,325 yards on the ground, with 28 rushing touchdowns, as well as 1,743 passing yards and 17 TDs through the air in 2019 ... Helped the Titans to a 9-4 overall record and a semifinal appearance in the 2019 Missouri Class 3 High School Football playoffs ... Stood in the trenches for an offensive unit that built up more than 5,400 yards of offense in 2018, as the Trojans rushed for 3,281 yards and 49 touchdowns to go with 2,178 passing yards and 30 touchdowns during his junior season ... Trinity Catholic posted a 13-2 record in 2018 en route to the 2018 Missouri Class 3 State Championship ... **CHOSE ARKANSAS OVER:** Auburn, Ole Miss, Mississippi State, Missouri, Tennessee, Florida State, Iowa State, Memphis, Nebraska and others.

PERSONAL: Jalen St. John ... Born Nov. 12, 2001 ... Son of Krystal Dinkins and Willie St. John ... Brother to Areon, Willie and Deveon.



#14 BRYCE STEPHENS

WR | 6-0 | 176 | R-Fr. | RS
Oklahoma City, Okla. (John Marshall HS)

2021 (FRESHMAN): Appeared in four games and redshirted ... According to Pro Football Focus, played in 44 snaps with 34 on offense and 10 on special teams ... Hauled in first collegiate reception and finished the game with three catches for five yards in Outback Bowl win over Penn State (Jan. 1).

HIGH SCHOOL: Consensus three-star prospect by 247Sports, Rivals and ESPN ... Ranked the No. 86 wide receiver in his class by Rivals ... Rated the No. 8 player in Oklahoma by Rivals ... Played wide receiver for head coach Jeff Horrocks at John Marshall High School ... As a senior, played in eight games, making 32 catches for 686 yards (21.4 ypc) and nine touchdowns ... His junior year, made 21 grabs for 416 yards (19.8 ypc) and six touchdowns in nine games ... Also ran 11 times for 224 yards (20.4 ypc) and three touchdowns ... Hauled in 43 receptions for 1,004 yards (23.3 ypc) and 15 touchdowns in 11 games as a sophomore ... Also competed in track and field in 100m and 200m events ... **CHOSE ARKANSAS OVER:** Oklahoma State, TCU, Tulsa, Iowa State, Nebraska and others.

CAREER RECEIVING STATS

	GP/GS	REC	YDS	AVG/C	TD	LG
2021	4/0	3	5	1.7	0	6
TOTAL	4/0	3	5	1.7	0	6



#58 JASHAUD STEWART

DL | 6-2 | 251 | Jr. | 2L
Jonesboro, Ark. (Jonesboro HS)

2021 (SOPHOMORE): Appeared in all 13 games with one start at defensive end ... Finished the season with seven tackles, including four solo stops ... Totaled a career-high two tackles in season opener against Rice (Sept. 4) ... Made one solo stop at Georgia (Oct. 2) ... Recorded one solo tackle against Auburn (Oct. 16) ... Made his first collegiate start against UAPB (Oct. 23) and logged a tackle ... Carded one stop at LSU (Nov. 13) ... Registered one solo tackle in regular season finale against Missouri (Nov. 26).

2020 (FRESHMAN): Played in eight games seeing action predominately on special teams ... Did not record any statistics ... According to Pro Football Focus, played in 66 special teams and 5 defensive snaps ... Played a season-high 17 snaps at Mississippi State (Oct. 3).

HIGH SCHOOL: Three-star prospect by Rivals, 247Sports and ESPN ... Rated as the 20th overall outside linebacker in the country and No. 2 player in the state of Arkansas by 247Sports ... Three-year varsity letterwinner at Jonesboro High School in Jonesboro, Arkansas ... Racked up 114 total tackles, including 85 solo, in 12 games for the Hurricane in 2019 ... Totaled 23.0 tackles for loss, with 17 sacks, as well as 14 quarterback hurries, three forced fumbles and two fumble recoveries as a senior ... Helped Jonesboro HS to an 8-4 record and a second round berth in the Arkansas 6A state playoffs ... Racked up 89 total stops as a junior in 2018, with 65 solo and 24.0 for loss, including six sacks ... He recovered four fumbles, forced three and picked off one pass ... Dropped a heartbreaker in the second round of the 2018 6A state tournament by a score of 38-37 ... Earned All-State accolades in both 2018 and 2019 for his performance on the field ... **CHOSE ARKANSAS OVER:** Houston, Kansas, Memphis, SMU and others.

PERSONAL: Jashaud (juh-SHOD) Stewart ... Born May 29, 2001 ... Son of Toria and Jerry Stewart ... Brother to Mirikil.

CAREER DEFENSIVE STATS

	GP/GS	UA	A	TOTAL	TFL	SACK	FF/FR	INT	QBH	PD
2020	8/0	0	0	0	0.0	0.0	0/0	0	0	0
2021	13/1	4	3	7	0.0	0.0	0/0	0	1	0
TOTAL	21/1	4	3	7	0.0	0.0	0/0	0	1	0



#67 JOSH STREET

OL | 6-6 | 310 | R-Fr. | RS
Bentonville, Ark. (Bentonville HS)

2021 (FRESHMAN): Redshirted as a true freshman and did not see any game action.

HIGH SCHOOL: Played senior season at Bentonville High School after previously playing at Danville High School ... As a senior in 2020, member of 10-1 Tigers squad ... Named all-state while at Danville ... Came to Arkansas as a preferred walk-on ... **CHOSE ARKANSAS OVER:** Southeastern Louisiana, Maryland, Kansas, Louisiana-Monroe and others.



RETURNING PLAYERS



#51 RICKY STROMBERG

OL | 6-4 | 313 | Sr. | 3L
Tulsa, Okla. (Union HS)

2022 PHIL STEELE PRESEASON FOURTH TEAM ALL-AMERICAN
2022 PHIL STEELE PRESEASON FIRST TEAM ALL-SEC
2021 SECOND-TEAM ALL-SEC (AP)
2021 THIRD-TEAM ALL-SEC (PFF, PHIL STEELE)
2021 RIMINGTON TROPHY WATCH LIST
2021 SEC CO-OFFENSIVE LINEMAN OF THE WEEK (SEPT. 20)
2020 FALL SEC ACADEMIC HONOR ROLL

2021 (JUNIOR): Anchored Arkansas' offensive line, starting all 13 games at center and blocking for an offense that led all Power 5 schools in rushing, averaging 227.8 yards per game ... Named Second-Team All-SEC (AP) ... Tabbed Third Team All-SEC (PFF, Phil Steele) ... According to Pro Football Focus, totaled 873 snaps on the year ... Only gave up three sacks all season ... Penalized just eight times ... Led the way for four Razorbacks to rush for at least 500 yards, something that had not happened at Arkansas since 1975 ... Part of an offensive line that blocked for three games of 300+ yards of rushing (Texas, Ole Miss and Penn State) and two games of 600+ yards of total offense (Georgia Southern and Ole Miss) ... Carded a 78.9 run blocking grade on the season ... Recorded a season-high 85.0 offensive grade in win over Texas (Sept. 11) ... Posted an 80.2 pass blocking grade in win over Georgia Southern (Sept. 18) ... Held a season-high 81.0 pass blocking grade in victory against Mississippi State (Nov. 6).

2020 (SOPHOMORE): Played in nine games and made eight starts, seeing all of his action at center ... According to Pro Football Focus, played 628 offensive snaps, the fourth most on the team and third most among offensive linemen ... Also saw action on 13 special teams snaps ... Played every offensive snap of the game seven times ... Penalized five times ... Totaled a 69.7 season run blocking grade, ranking second among Razorback offensive linemen ... Allowed one sack on 355 pass blocking plays, posting six games with a pass blocking grade of 70-plus with a season-best 84.1 against Texas A&M (Oct. 31) ... Logged a season-best 78.5 offensive grade against Missouri (Dec. 5) ... Did not play in the season finale against Alabama (Dec. 12).

2019 (FRESHMAN): Started each of the last 11 games of the year, playing in all 12, with his first two starts coming at left guard and his final nine at right guard ... Totaled 741 snaps as a freshman on Arkansas' offensive line, according to Pro Football Focus, participating in every offensive play in five games ... Did not allow a sack in 417 pass protection plays, recording three grades over 80.0 from PFF in the category, including a season-high 87.9 against Western Kentucky on Nov. 9 ... Blocked for an offense that scored 28 times and racked up 4,081 total yards, including 2,315 passing yards, 1,766 rushing yards and 14 touchdowns both through the air and on the ground.

HIGH SCHOOL: Four-star prospect by 247Sports ... Rated as the No. 19 offensive guard in the country and third overall prospect in the state of Oklahoma by 247Sports ... Three-year varsity letterwinner at Union High School in Tulsa, Oklahoma ... Played on both sides of the ball, but primarily on the offensive line ... Helped the Redskins to a 9-3 record and a No. 4 state rank behind a semifinal berth in the 2018 Oklahoma High School Football Class 6A-I playoffs ... District 6A-I-2 Offensive Lineman of the Year ... Slotted at seventh overall in OKPreps 2019 Rankings heading into his senior season, as well as the top offensive lineman in the category ... Propelled Union HS to an 11-2 mark as a sophomore and a state championship in 2016, as well as a 12-1 record as a junior, falling in the 6A-I title game in 2017 ... **CHOSE ARKANSAS OVER:** Tulsa, Colorado State, North Texas, Utah State and others.

PERSONAL: Born Nov. 10, 2000 ... Son of Diane and Scott Stromberg ... Has three siblings, Timmy, Bonnie and Scotty.



#80 COLLIN SUTHERLAND

TE | 6-5 | 260 | R-So. | SQ
Flower Mound, Texas (Marcus HS)

2021 (REDSHIRT FRESHMAN): Did not appear in any games.

2020 (FRESHMAN): Did not play in any games and redshirted.

HIGH SCHOOL: Three-star prospect by 247Sports and ESPN ... Rated as the No. 39 tight end in the country by ESPN ... Four-year varsity letterwinner at Marcus High School in Flower Mound, Texas ... Recorded 35 receptions for 329 yards and eight touchdowns as a senior in 2019 ... Helped the Marauders to an 11-2 season in his final year of prep ball, including a third-round appearance in the 2019 Texas High School Football 6A playoffs ... Played in four games, catching six passes for 52 yards as a junior for Marcus HS ... **CHOSE ARKANSAS OVER:** Florida State, UNLV and others.



RETURNING PLAYERS



#37 ERIC THOMAS JR.

DL | 6-3 | 253 | Jr. | 2L
Pensacola, Fla. (Booker T. Washington HS)

2021 (SOPHOMORE): Played in 12 games between defensive line and special teams making five tackles on the season ... According to Pro Football Focus, saw action in 36 defensive snaps and 97 special teams snaps, accounting for 133 snaps on the season ... Tied career high in stops with two against Rice (Sept. 4) ... Notched one tackle in win over Texas (Sept. 11) ... Tied career high in tackles with two, including 0.5 tackle for loss, against UAPB (Oct. 23).

2020 (FRESHMAN): Played in the season's final seven games, seeing action predominately on special teams ... Totaled four tackles (3 solo) with 1.0 tackle for loss ... Wrapped up first career tackle in his first game against Ole Miss (Oct. 17) ... Logged a season-high two tackles with his first career tackle for loss, a stop of -1 yard in the second quarter, against LSU (Nov. 21) ... Made one stop against Missouri (Dec. 5) ... According to Pro Football Focus, played 17 defensive and 48 special teams snaps ... Logged all 17 defensive snaps against LSU ... Earned a season special teams grade of 72.4.

HIGH SCHOOL: Three-star prospect by Rivals, 247Sports and ESPN ... Rated as the No. 49 weakside defensive end in the country by 247Sports ... Four-year letterwinner at Booker T. Washington High School in Pensacola, Florida ... Recorded 60 total tackles, 46 solo, with 27 tackles for loss as a senior in 2019 ... Racked up 14.5 sacks, while also forcing six fumbles and a pick six ... Helped the Wildcats to an 8-2 overall record and a first-round appearance in the 2019 FHSAA Football Class 6A state playoffs ... Tallied 4.5 sacks in the Subway Pensacola All-Star Game ... Notched 69 stops as a junior for Booker T. Washington HS, with 49 solo tackles, two tackles for loss, an interception and a forced fumble ... **CHOSE ARKANSAS OVER:** Colorado State and others.

PERSONAL: Eric Thomas Jr. ... Born Feb. 4, 2002 ... Son of Octavia and Eric Thomas Sr. ... Brother to Devante, Cohagen, Tylin, Tylon, Tatyana, Camisha and Starrika.

CAREER DEFENSIVE STATS

	GP/GS	UA	A	TOTAL	TFL	SACK	FF/FR	INT	QBH	PD
2020	7/0	3	1	4	1.0	0.0	0/0	0	0	0
2021	12/0	0	5	5	0.5	0.0	0/0	0	0	0
TOTAL	19/0	3	6	9	1.5	0.0	0/0	0	0	0



#84 WARREN THOMPSON

WR | 6-3 | 198 | R-Sr. | 1L
Seffner, Fla. (Armwood HS/Florida State)

2021 (REDSHIRT JUNIOR): Played in all 13 games with three starts in his first year at Arkansas ... Caught 19 passes for 304 yards (16.0 ypc) and two touchdowns ... Recorded at least one catch in 10 games and filed six consecutive games with at least one catch ... Recorded three catches for 21 yards against Texas (Sept. 11) ... Hauled in a career-long 60-yard pass for his first touchdown as a Razorback against Georgia Southern (Sept. 18) ... Caught one pass for 10 yards against Texas A&M (Sept. 25) ... Registered two receptions for 12 yards at Georgia (Oct. 2) ... Hauled in four receptions for a career-high 76 yards and a touchdown at Ole Miss (Oct. 9) ... Posted two catches for 27 yards against Auburn (Oct. 16) ... Totaled two receptions for 12 yards against Mississippi State (Nov. 11) ... Finished with one catch for 23 yards in road win at LSU (Nov. 13) ... Recorded two receptions

for 51 yards, including one catch for 40 yards, at Alabama (Nov. 20) ... Hauled in one pass for 12 yards against Penn State (Jan. 1) in Outback Bowl win.

PRIOR TO ARKANSAS: Played from 2018-20 at Florida State ... In 2020, appeared in six games with one start for the Seminoles and caught five passes for 104 yards and one touchdown ... First collegiate touchdown was a 24-yard reception at North Carolina State ... In 2019, appeared in six games and made six catches for 91 yards, registering his first two collegiate receptions, totaling 50 yards, in the season opener against Boise State ... Redshirted the 2018 season ... Appeared in four games and did not record statistics.

HIGH SCHOOL: Consensus four-star recruit ranked as the No. 154 player in the country by 247Sports composite ... Slotted 201st in ESPN300 ... Caught 50 passes for 866 yards and 10 touchdowns over his final two seasons at Armwood, including 487 yards and six touchdowns as a senior ... Helped lead Armwood to the 6A state championship game in 2017 ... Caught a five-yard touchdown in the state championship game that gave Armwood a 9-0 lead over Miami Northwestern ... Chose Florida State over: Florida, Alabama, LSU, Oregon and others.

CAREER RECEIVING STATS

	GP/GS	REC	YDS	AVG/C	TD	LG
2018	4/0	0	0	0.00	0	0
2019	6/0	6	91	15.2	0	51
2020	6/3	5	104	20.8	1	33
2021	13/3	19	304	16.0	2	60
TOTAL	29/6	30	499	16.6	3	60





RETURNING PLAYERS



#6 JACORREI TURNER

DB | 6-2 | 206 | R-So. | 1L
Atlanta, Ga. (Woodward Academy)

2021 FALL SEC ACADEMIC HONOR ROLL

2021 (REDSHIRT FRESHMAN): Appeared in 11 games ... Totaled two tackles on the year ... According to Pro Football Focus, played in 41 defensive snaps and 65 special teams snaps ... Recorded stops against Georgia Southern (Sept. 18) and UAPB (Oct. 23).

2020 (FRESHMAN): Redshirted during initial year with the program.

HIGH SCHOOL: Three-star prospect by Rivals, 247Sports and ESPN ... Rated inside the top 100 at his position and in the state of Georgia by ESPN ... Four-year varsity letterwinner in both football and basketball at Woodward Academy in College Park, Georgia ... Recorded 45 total tackles as a senior in 2019 for the War Eagles, including 31 solo and 10 for loss ... Also forced two fumbles and earned a pass breakup, as well as 27 receptions on offense for 437 yards and seven touchdowns ... Helped Woodward Academy to a 13-1 overall record and a semifinal appearance in the 2019 Georgia High School Football Class 4A playoffs ... Tallied 51 stops, 39 solo, seven for loss, with two interceptions over 12 games as a junior ... Hauled in 11 receptions and a touchdown pass over 107 yards on the offensive side of the ball ... Helped Woodward Academy reach the second round of the 2018 state tournament ... Earned First-Team All-Region Defensive team honors for Region 4-4A ... **CHOSE ARKANSAS OVER:** Cincinnati, Louisville, Memphis and others.

PERSONAL: Jacorrei Turner ... Born Jan. 25, 2002 ... Son of Brittany Goodwin and Torrie Turner ... Brother to Zoey and Britain.

CAREER TURNER STATS

	GP/GS	UA	A	TOTAL	TFL	SACK	FF/FR	INT	QBH	PD
2021	11/0	1	1	2	1.0	0.0	0/0	0	0	1
TOTAL	11/0	1	1	2	1.0	0.0	0/0	0	0	1



#78 DALTON WAGNER

OL | 6-9 | 331 | *R-Sr. | 4L
Spring Grove, Ill. (Richmond Burton HS)

2021 FALL SEC ACADEMIC HONOR ROLL

2020 FALL SEC ACADEMIC HONOR ROLL

2018 FALL SEC ACADEMIC HONOR ROLL

2021 (REDSHIRT JUNIOR): Appeared and started in 10 games at right tackle ... Started first five games before missing next three due to injury ... According to Pro Football Focus, played in 560 snaps at right tackle as well as one snap at right guard ... Led the way for four Razorbacks to rush for at least 500 yards, something that had not happened at Arkansas since 1975 ... Part of an offensive line that blocked for three games of 300+ yards of rushing (Texas, Ole Miss and Penn State) and two games of 600+ yards of total offense (Georgia Southern and Ole Miss) ... Posted a career-best 73.7 offensive grade for the 2021 season ... Earned a season-high 87.1 run blocking grade against Mizzou (Nov. 26) ... Logged a career-best 83.8 pass blocking grade against Penn State (Jan. 1) in Outback Bowl victory.

2020 (REDSHIRT JUNIOR): Played in eight games and started the final

five at right tackle ... Made first start of the year in the win over Tennessee (Nov. 7) ... Penalized three times ... Played every snap of a game three times ... According to Pro Football Focus, played in 413 snaps all at right tackle, also played 13 special teams snaps according to Pro Football Focus ... Logged a 69.2 pass blocking grade ... Turned in a season-high 77.5 pass blocking grade in the season opener against Georgia (Sept. 26).

2019 (REDSHIRT SOPHOMORE): Started all 12 games for the Razorbacks at right tackle in 2019 ... Totaled 798 plays, including 751 on the offensive line, the second-most of all Arkansas offensive players ... Played every snap in each of the first two games (Portland State, Ole Miss) and three of the first five (Texas A&M), as well as at Kentucky and in the season finale against Missouri in Little Rock ... Put together two pass blocking grades from PFF over 81.0, with an 82.6 against Portland State (Aug. 30) and at LSU (Nov. 23) ... Finished with his highest overall offensive grade at 72.8 vs. Western Kentucky (Nov. 9) ... Blocked for an offense that scored 28 times and racked up 4,081 total yards, including 2,315 passing yards, 1,766 rushing yards and 14 touchdowns both through the air and on the ground.

2018 (REDSHIRT FRESHMAN): Played in 11 of 12 games for the Razorbacks in 2018, starting once on homecoming against Tulsa at the left tackle position ... Totaled 205 snaps during his freshman season according to Pro Football Focus, with 160 coming on offensive plays and 45 on field goal/extra point opportunities ... Appeared in a season-high 73 snaps vs. the Golden Hurricane ... Had only participated in seven plays at LT before that week eight contest, seeing the rest of his time at right tackle leading up to and after the game ... Did not allow a sack or a QB hit in 65 pass protection snaps ... Put together three grades from PFF of 72.0 or higher in pass blocking, topping out at 81.1 at Colorado State on Sept. 8 ... Helped the Arkansas offense to 4,028 yards of total offense and 28 touchdowns, with 2,307 yards and 17 scores coming through the air.

2017 (FRESHMAN): Redshirted during initial year with the program.

HIGH SCHOOL: Enrolled in January 2017 and participated in spring practice ... Consensus three-star prospect according to ESPN, Rivals, Scout and 247Sports ... Rated the No. 256 overall prospect in the class by 247Sports ... Tabled a top 50 prospect at his position by 247Sports (No. 32) and Scout (No. 46) ... Touted as the No. 1 offensive tackle in the state of Illinois according to Scout ... Ranked as the No. 4 player in the state by 247Sports, No. 8 by Scout and No. 19 by ESPN ... A three-year starter on the offensive line at Richmond-Burton ... Coached by Pat Elder ... Earned a spot on the Northwest Herald All-Area first team in 2016 for the second straight season ... Named to the Illinois High School Football Coaches Association Class 4-A All-State team and All-Kishwaukee River Conference team ... Helped Richmond-Burton to a 6-4 record with a 5-1 mark in conference play and the program's 10th consecutive Class 4A playoff appearance in 2016 ... Paved the way for the Rockets to score 30 or more points four times ... Add 14 total tackles, one tackle for loss and a half-sack on defense in 2016 ... Helped Richmond-Burton advance to the second round of the state playoffs in 2015 ... Was one of 600 players selected to the 2016 U.S. Army All-American Combine in San Antonio ... Chose Arkansas over Louisville, Utah, California, Vanderbilt, Virginia, Illinois, Indiana, Purdue and others.

PERSONAL: Born on Oct. 5, 1998 ... Son of Brad and Nancy Wagner ... Father, Brad, is a former offensive lineman at Western Illinois ... Has three siblings, Bryce, Melanie and Wyatt ... Brother, Bryce, is a junior offensive lineman at Southern Illinois ... Business economics major.



RETURNING PLAYERS



#63 TERRY WELLS

OL | 6-5 | 327 | R-Fr. | RS
Parkin, Ark. (Wynne HS)

2021 (FRESHMAN): Redshirt season ... Made one appearance on the offensive line against Georgia Southern (Sept. 18).

HIGH SCHOOL: Rated a four-star prospect by 247Sports and a three-star prospect by Rivals and ESPN ... Rated the No. 1 player in Arkansas by Rivals and the No. 2 player by both 247Sports and ESPN ... Played both offensive and defensive tackle for head coach Van Paschal at Wynne High School ... MaxPreps Preseason Arkansas all-state selection ... All-state and all-district honoree as a junior ... Named the outstanding lineman at the U.S. Army All-American National Combine ... Played in the playoffs each of the last two years and was part of a 13-1 Yellowjackets team that reached the state championship as a senior ... **CHOSE ARKANSAS OVER:** Miami (Fla.), Mississippi State, Kansas, Arkansas State and Southern Miss.



#49 McKINLEY WILLIAMS

DB | 6-1 | 209 | R-Sr. | 1L
Sheridan, Ark. (Sheridan HS)

2018 FALL SEC ACADEMIC HONOR ROLL
2020 FALL SEC ACADEMIC HONOR ROLL

2021 (REDSHIRT JUNIOR): Did not appear in any games.

2020 (REDSHIRT SOPHOMORE): Did not appear in any games in 2020.

2019 (REDSHIRT FRESHMAN): Played in three games for the Razorbacks in 2019, seeing action against San Jose State (Sept. 21), LSU (Nov. 23) and Missouri (Nov. 29) ... Totaled 16 snaps on special teams, according to Pro Football Focus ... Did not record any statistics.

2018 (FRESHMAN): Did not play during the 2018 season.

CAREER DEFENSIVE STATS

	GP/GS	UA	A	TOTAL	TFL	SACK	FF/FR	INT	QBH	PD
2019	3/0	0	0	0	0.0	0.0	0/0	0	0	0
2020	0/0	0	0	0	0.0	0.0	0/0	0	0	0
2021	0/0	0	0	0	0.0	0.0	0/0	0	0	0
TOTAL	3/0	0	0	0	0.0	0.0	0/0	0	0	0



#56 ZACH WILLIAMS

DL | 6-4 | 261 | Sr. | 3L
Little Rock, Ark. (Joe T. Robinson HS)

2021 (JUNIOR): Played in all 13 games recording 23 tackles, including 5.5 tackles for loss with 2.5 sacks, and one forced fumble on the year ... According to Pro Football Focus, played in 276 defensive snaps and 151 special teams snaps

... Recorded four tackles, including 0.5 sacks for a loss of two yards, in season opener against Rice (Sept. 4) ... Recorded 0.5 tackles for loss and finished with two total tackles and a forced fumble against Texas (Sept. 11) ... Made three assisted stops against Georgia Southern (Sept. 18) ... Totaled two tackles in win over Texas A&M (Sept. 25) ... Finished with two tackles with one being a tackle for loss at Georgia (Oct. 2) ... Made a season-high five tackles, including 1.5 tackles for a loss, in win over UAPB (Oct. 23) ... Finished with 0.5 tackles for loss in road win at LSU (Nov. 13) ... Totaled three tackles, including 1.5 tackles for loss, at Alabama (Nov. 20) ... Tallied one solo stop in win over Missouri (Nov. 26).

2020 (SOPHOMORE): Played in nine games and made four starts on the defensive line ... Registered 22 tackles (9 solo) with 1.5 tackles for loss, 1.0 sack and one quarterback hurry ... Made a career-high seven tackles while also recording a career-best 1.5 tackles for loss and 1.0 sack in the season opener against Georgia (Sept. 26) ... Wrapped up Georgia QB D'Wan Mathis for an eight-yard loss on his first career sack ... Later in the game, combined with Bumper Pool for a half tackle for loss ... Registered six tackles and made his first career start the following week in the win over Mississippi State (Oct. 3) ... Logged four tackles at Auburn (Oct. 10), totaling 17 of his 22 tackles on the year in the season's first three weeks ... Recorded two tackles in the win over Ole Miss (Oct. 17) ... Did not record any statistics at Texas A&M (Oct. 31) ... Made one tackle in each game against Tennessee (Nov. 7) and at Florida (Nov. 14) and tallied his first career quarterback hurry against the Gators ... Did not play against LSU (Nov. 21) ... Registered one tackle at Missouri (Dec. 5) ... Did not record any statistics in the season finale against Alabama (Dec. 12) ... According to Pro Football Focus, saw action in 305 defensive and 40 special teams snaps ... Posted five games with a tackle grade over 70, with a season-best 78.8 mark against Georgia.

2019 (FRESHMAN): Played in nine games as a freshman for the Razorbacks in 2019, primarily on the defensive line (130 snaps), while seeing a limited number of plays (14) on Arkansas' special teams units ... Totaled 12 tackles, six solo, registering a season-high four in his first SEC game at Ole Miss on Sept. 7 ... Added two more stops against Colorado State (Sept. 14) and Kentucky (Oct. 12) ... Posted a tackle against both Auburn (Oct. 19) and Alabama (Oct. 26), before tallying two more against Mississippi State on Nov. 2 ... Notched tackling grades over 71.0 from PFF in every game with a mark, including a season-best 75.9 against Ole Miss to finish the year at 81.0 overall in the category.

HIGH SCHOOL: Four-star prospect by 247Sports and ESPN ... Rated as the No. 15 weakside defensive end in the country by 247Sports ... Ranked fourth overall player in the state of Arkansas by 247Sports and ESPN ... Three-year varsity letterwinner at Joe T. Robinson High School in Little Rock, Arkansas ... Racked up 97 tackles, 56 solo, with a team-best 31 for loss as a senior for the Senators ... Also paced the squad in sacks with 17.0, totaling 165 yards lost on the plays ... Caused five fumbles and recovered three, helping Robinson HS to a 12-3 overall record, falling in the 2018 Centennial Bank Arkansas state 4A football championship game on Dec. 8 ... Invited to play in the Pro Football Hall of Fame World All-Star Bowl on Dec. 22 ... Totaled 65 tackles as a junior, 34 solo and 28 for loss, with 11 sacks in 2017 ... Forced two fumbles and recovered three, pushing the Senators to a 13-1 mark, as the only loss of the season came in the Arkansas state 4A semifinal game ... **CHOSE ARKANSAS OVER:** Alabama, Florida, Georgia, Tennessee, Vanderbilt, California, Purdue, Texas, Texas Tech and others.

PERSONAL: Zach Williams ... Born Jan. 5, 2001 ... Son of Keli and Rickey Williams, former Arkansas linebacker (1984-87) ... Has two siblings, Sydni and Shelbi.

CAREER DEFENSIVE STATS

	GP/GS	UA	A	TOTAL	TFL	SACK	FF/FR	INT	QBH	PD
2019	9/0	6	6	12	0.0	0.0	0/0	0	0	0
2020	9/4	9	13	22	1.5	1.0	0/0	0	1	0
2021	13/0	7	16	23	5.5	2.5	1/0	0	1	0
TOTAL	31/4	22	35	57	7.0	3.5	1/0	0	2	0



RETURNING PLAYERS



#13 JAEDON WILSON

WR | 6-3 | 175 | R-Fr. | RS
DeSoto, Texas (DeSoto HS)

2021 (FRESHMAN): Redshirt during his first season ... Appeared in one game, making his collegiate debut against Georgia Southern (Sept. 18) and playing in seven offensive snaps ... Did not record any statistics.

HIGH SCHOOL: Rated a consensus three-star prospect by 247Sports, Rivals and ESPN ... Rated the No. 96 wide receiver in his class and the No. 96 overall player in Texas by 247Sports ... Played wide receiver and was a senior captain for head coach Claude Mathis at DeSoto High School ... As a senior, made 25 catches for 488 yards (19.5 ypc) and eight touchdowns ... Totaled three two-touchdown games against Lake Ridge, Midway and Waco ... As a junior, hauled in 28 receptions for 520 yards (18.6 ypc) and seven touchdowns ... Made three grabs for a career-high 137 yards and two touchdowns against Mansfield ... In his sophomore year, made 29 grabs for 276 yards (9.5 ypc) ... **CHOSE ARKANSAS OVER:** Illinois, Louisville, Northwestern, Oregon State, Houston and others.

CAREER RECEIVING STATS

	GP/GS	REC	YDS	AVG/C	TD	LG
2021	1/0	0	0	0.0	0	0
TOTAL	1/0	0	0	0.0	0	0



#45 JACKSON WOODARD

LB | 6-3 | 231 | R-So. | 1L
Little Rock, Ark. (LR Christian Academy)

2021 FALL SEC ACADEMIC HONOR ROLL

2021 (REDSHIRT FRESHMAN): Appeared in 11 games, recording seven total tackles with five solo stops ... Tallied at least one tackle in five games ... Made first tackle of the season in win over Rice (Sept. 4) ... Totaled one tackle against Texas (Sept. 11) ... Filed one solo stop against Auburn (Oct. 16) ... Finished with a career-high three tackles, including two solo stops, in win against UAPB (Oct. 23) ... Notched one tackle on the road at LSU (Nov. 13).

2020 (FRESHMAN): Played in four games, seeing action at linebacker and on special teams ... Registered two total tackles, both assisted stops ... Made a tackle in his first career game against Ole Miss (Oct. 17) ... Made second tackle of the year against Florida (Nov. 14) ... Also played against Texas A&M (Oct. 31) and LSU (Nov. 21) ... According to Pro Football Focus, played in eight defensive and 16 special teams plays ... Saw action in a season-high 11 plays against Texas A&M.

HIGH SCHOOL: Three-year letterwinner at Little Rock Christian Academy in Little Rock, Arkansas ... Also lettered in baseball for the Warriors during his prep days ... Helped Coach Eric Cohu and LRCA to a 13-1 record and No. 5 state ranking, with the team's only loss coming in the 5A State Championship game ... Earned Arkansas Democrat-Gazette All-Preps second team honors after tallying 153 tackles, two sacks and four forced fumbles as a senior in 2019 ... Came on the heels of a 14-1 season in 2018, ending the year with the 5A state title after a 52-38 rout of Pulaski Academy.

CAREER DEFENSIVE STATS

	GP/GS	UA	A	TOTAL	TFL	SACK	FF/FR	INT	QBH	PD
2020	4/0	0	2	2	0.0	0.0	0/0	0	0	0
2021	11/0	5	2	7	0.0	0.0	0/0	0	0	0
TOTAL	15/0	5	4	9	0.0	0.0	0/0	0	0	0



#20 ZACH ZIMOS

DB | 6-4 | 233 | R-Jr. | 2L
Sugar Land, Texas (Fort Bend Travis HS)

2021 FALL SEC ACADEMIC HONOR ROLL

2021 (REDSHIRT SOPHOMORE): Appeared in two games, primarily on special teams ... Saw action in win over Georgia Southern (Sept. 18) but did not record any statistics ... Played in win over UAPB (Oct. 23) but did not record any statistics.

2020 (REDSHIRT FRESHMAN): Did not play in any games in 2020.

2019 (FRESHMAN): Played in the final four games of 2019 as a freshman for the Razorbacks ... Totaled 17 plays, according to Pro Football Focus, seeing most of his time on special teams ... Did not record any statistics.

HIGH SCHOOL: Four-star prospect by Rivals ... Rated as the No. 22 outside linebacker in the country and 39th overall player in the state by Rivals ... Three-year varsity letterwinner at Fort Bend Travis High School in Richmond, Texas ... Racked up 98 total tackles as a senior, 80 unassisted, with six tackles for loss ... Posted three quarterback hurries, two passes defended and two fumble recoveries, while also blocking a punt for the Tigers ... Helped Fort Bend Travis HS to an 8-3 mark and a first round appearance in the 2018 Texas High School Football State 6A-1 playoffs ... Recorded 56 total tackles, 47 unassisted, with five for loss, including a sack, as a junior ... Had a team-high two interceptions, with two fumble recoveries and one forced fumble in 2017 ... Completed his high school career with 188 total tackles, averaging 6.3 per game, with 156 solo tackles and seven interceptions as a Tiger ... **CHOSE ARKANSAS OVER:** Missouri, California, Purdue, Texas Tech, Boise State and others.

PERSONAL: Zach Zimos (ZIE-mus) ... Born Jan. 4, 2001 ... Son of Brandy and Scott Zimos ... Has two siblings, Alex and Avery.

CAREER DEFENSIVE STATS

	GP/GS	UA	A	TOTAL	TFL	SACK	FF/FR	INT	QBH	PD
2019	3/0	0	0	0	0.0	0.0	0/0	0	0	0
2020	0/0	0	0	0	0.0	0.0	0/0	0	0	0
2021	2/0	0	0	0	0.0	0.0	0/0	0	0	0
TOTAL	5/0	0	0	0	0.0	0.0	0/0	0	0	0



NEWCOMERS



#19 RYKAR ACEBO

QB | 6-4 | 185 | Fr. | HS
Jonesboro, Ark. (Jonesboro HS)

HIGH SCHOOL: Played at Jonesboro HS in Jonesboro, Ark., where he threw for 3,058 yards on 209-of-311 passing with 39 touchdowns as a senior ... Helped lead the Golden Hurricane to the 6A quarterfinals of the state playoffs in 2021 ... Played with fellow freshman John Paul Pickens at Jonesboro HS and joins JHS alumni Jashaud Stewart and Marco Avant on the Arkansas roster ... Also a highly regarded pitcher and shortstop ... Ranked the 24th overall prospect and 11th-best pitcher in the state of Arkansas.



#19 JAKE BATES

K | 5-10 | 202 | *Sr. | TR
Tomball, Texas (Tomball HS/Texas State)

2020-21 AT TEXAS STATE: Played in 12 games, assuming kickoff duties for Texas State ... Averaged 62.76 yards per kickoff ... Recorded 35 touchbacks on 53 kickoffs ... Totaled 253 yards and two touchbacks on four kicks against Baylor (Sept. 4) ... Kicked off four times for 257 yards and two touchbacks against Florida International (Sept. 11) ... Totaled 384 yards and three touchbacks on his six kickoffs against UIW (Sept. 18) ... Kicked off four times for 243 yards and two touchbacks versus Eastern Michigan (Sept. 25) ... Finished with 310 yards and five touchbacks on five kickoffs against South Alabama (Oct. 10) ... Kicked off four times for 251 yards and two touchbacks against Georgia Tech (Oct. 23) ... Totaled 65 yards on one kickoff against Louisiana (Oct. 30) ... Kicked off six times for 390 yards, puncturing six touchbacks versus ULM (Nov. 6) ... Combined for 389 yards on six kickoffs with five touchbacks against Georgia Southern (Nov. 13) ... Kicked off three times for 194 yards and two touchbacks versus Coastal Carolina (Nov. 20) ... Finished with 266 yards on five kickoffs and a touchback against Arkansas State (Nov. 27) ... Played in 12 games as a kicker on kickoffs in 2020 ... Helped Texas State lead the Sun Belt Conference in kickoff coverage ... Averaged 61.6 yards on 60 kickoffs ... Had 32 kickoffs result in touchbacks...averaged a net average of 42.1 yards per kickoff.

2018-19 AT UCA: Played soccer for two seasons at Central Arkansas... Started 29 of 36 games in his two-year career... Made started 11 of 18 matches as a sophomore... Ranked second on the team with nine points after scoring three goals and handing out three assists as a sophomore ... Earned a spot on the collegesoccernews.com National Team of the Week, and was named the topdrawersoccer.com National Player of the Week and the Missouri Valley Conference Defensive Player of the Week after scoring the lone goal after helping Central Arkansas clinch its second straight MVC championship with a 1-0 victory over Missouri State ... Started 18 matches and finished with one goal and four shots on goal as a freshman.

HIGH SCHOOL: Earned All-District First Team and District 20-5A Offensive MVP for Tomball's soccer team ... Named All-District Honorable Mention in soccer as a sophomore and All-District 40-4A Second-Team in soccer as a freshman.

PERSONAL: Son of Jonathan and Mariana Bates... has three siblings: Jordan, Cole, and Travis... brother, Jordan, played soccer at UCA and later served as the Bears' Director of Soccer Operations... majored in Business Administration.



#88 KAMRON BIBBY

WR | 6-2 | 180 | Fr. | HS
El Dorado, Ark. (El Dorado HS)

HIGH SCHOOL: Played at El Dorado HS in El Dorado, Ark., under head coach Steve Jones ... Hauled in 40 catches for more than 1,000 yards and nine touchdowns as a senior ... Joined Arkansas as a preferred walk-on.



#7 LATAVIOUS BRINI

DB | 6-2 | 215 | *Sr. | TR
Miami Gardens, Fla. (Mater Academy Charter/Georgia)

2018-21 AT GEORGIA: Played in 13 games, starting in 11 in 2021 at Georgia... Finished with 38 total stops and eight pass breakups, tied for second most on the team ... Made a season-high five tackles on three occasions: vs. Auburn, Florida and Tennessee ... Five solo tackles, including one for a loss, and a pass breakup at Auburn ... Finished with three tackles, including a third-down TFL, along with a pass breakup against Mizzou ... Started in season opener against Clemson and had four tackles and a pass breakup ... Had three stops in win over UAB ... Four tackles and a pass breakup against South Carolina ... Played in seven of 10 games in 2020 ... Started in Peach Bowl victory over Cincinnati and responded with a career-best five tackles, including two for losses, and a pass breakup ... Made three tackles against Mizzou, including 1.5 stops for lost yardage ... Credited with tackles against Tennessee and South Carolina as well as an assisted stop against Florida ... Played in five games as a sophomore in 2019 ... Recorded his first collegiate interception against Murray State ... Also saw action vs. Arkansas State, Missouri, Georgia Tech and Baylor ... Saw game time in five games as a true freshman in 2018... Had one tackle against Austin Peay.

HIGH SCHOOL: ESPN three-star prospect #42 CB in the nation ... 247Sports three-star prospect, #42 CB nationally and #48 player in the state of Florida ... Rivals three-star prospect, #39 CB nationally and #77 player in the state of Florida ... Scout three-star prospect, #46 CB nationally and #7 CB in the state of Florida ... Attended Mater Academy and was coached by Rocco Casullo ... Helped his team to an 11-2 record, reaching the FHSAA Class 7A state quarterfinals ... In 2016, recorded 55 tackles, three interceptions, one forced fumble, three fumble recoveries and scored two touchdowns.

PERSONAL: Latavious Ron Brini ... Received his undergraduate degree in Human Development and Family Science during Fall 2021 commencement exercises.



NEWCOMERS



#22 ANTHONY BROWN

DB | 6-0 | 181 | Fr. | HS
Milan, Tenn. (Milan HS)

HIGH SCHOOL: A consensus three-star prospect according to 247Sports, Rivals and ESPN ... Rated the No. 18 player in Tennessee and No. 43 safety in the country according to Rivals ... Played on both sides of the ball for head coach Carl Diffie at Milan High School ... As a junior, completed 20-of-50 passes for 249 yards with four touchdowns and two interceptions ... Ran 96 times for 927 yards (9.7 ypc) and eight touchdowns and caught 16 passes for 299 yards (18.7 ypc) and five touchdowns ... Defensively, logged 64 tackles, 8.0 tackles for loss and nine passes broken up ... Was a finalist for the Class 3A Mr. Football award and named All-West Tennessee offensive player of the year ... Part of a team that went 14-3 and reached the state title game ... **CHOSE ARKANSAS OVER:** Tennessee, Wisconsin, Indiana, Illinois and others.

PERSONAL: Has one brother, Adonus Madison ... Born June 6, 2003.



#71 BROCK BURNS

OL | 6-4 | 296 | Fr. | HS
Ozark, Ark. (Ozark HS)

HIGH SCHOOL: Starred at Ozark HS in Ozark, Ark., helping the Hillbillies go 8-3 during the 2021 season as the team's primary left tackle and a three-year starter ... Ranked the No. 25 player in the state of Arkansas for the 2022 class according to 247Sports ... Recorded 36 pancake blocks and graded out at 98% as a senior ... Originally committed to Kansas as a scholarship player but chose Arkansas as a preferred walk-on.



#72 ANDREW CHAMBLEE

OL | 6-6 | 303 | Fr. | HS
Maumelle, Ark. (Maumelle HS)

HIGH SCHOOL: Enrolled early and participated in spring practices ... Rated a four-star prospect by 247Sports and ESPN and a three-star prospect by Rivals ... Ranked the No. 2 player in Arkansas and No. 17 offensive tackle in the country according to 247Sports ... Played offensive line for Kirk Horton at Maumelle High School ... High school teammates with fellow classmate Nico Davillier ... Member of ESPN's 300 ... Named a 2022 All-American and an All-American Bowl participant for his performance as a senior ... Earned a 91.9 grade as a senior with 22.5 pancake blocks, 27.5 knockdowns and 10 drive blocks ... As a junior started at left tackle for a team that went 6-4 and qualified for the playoffs ... In his sophomore season, helped Maumelle to an 8-3 record and playoff appearance ... **CHOSE ARKANSAS OVER:** Auburn, Florida, Michigan State, Ole Miss, Penn State, Tennessee and others.

PERSONAL: Son of Jonathan and Sheri Chamblee ... Has two brothers, Tristan and Gabriel ... Born June 17, 2004.



#87 DAX COURTNEY

TE | 6-6 | 210 | Fr. | HS
Clarendon, Ark. (Clarendon HS)

HIGH SCHOOL: Consensus three-star prospect by 247Sports, Rivals and ESPN ... Rated the No. 47 tight end nationally and the No. 12 overall prospect in the state of Arkansas by 247Sports ... Played tight end and strong safety for head coach Mark Courtney, his father, at Clarendon High School, where he was teammates with fellow Class of 2022 signee Quincey McAdoo ... Missed his senior season with an injury ... **CHOSE ARKANSAS OVER:** Baylor, Kansas, Kansas State, Michigan State, Missouri, Penn State and others.

PERSONAL: Has one brother, Seth ... Born December 20, 2002.



#36 JORDAN CROOK

LB | 6-0 | 232 | Fr. | HS
Duncanville, Texas (Duncanville HS)

HIGH SCHOOL: A consensus three-star prospect according to 247Sports, Rivals and ESPN ... Rated the No. 56 player in Texas and No. 10 inside linebacker in the country by Rivals ... Named the No. 9 player in the Dallas Morning News' Top 50 area recruits for the Class of 2022 ... Will appear in the state championship for a 13-win Duncanville team ... Logged 98 tackles with 10.5 tackles for loss, 4.5 sacks, two passes broken up, three forced fumbles and three interceptions with two touchdown returns ... As a junior recorded 93 tackles, 7.0 tackles for loss, 6.0 sacks and three interceptions, returning two of his picks for touchdowns ... Named to The Dallas Morning News all-area first team ... Helped Duncanville to a 10-2 record and a state semifinal appearance ... **CHOSE ARKANSAS OVER:** Oklahoma State, Missouri, Baylor, Nebraska, Michigan and others.

PERSONAL: Son of Joe and Wuan Crook ... Has one sister, Taylor ... Born October 31, 2003.



#26 DENNIS DANIELS

RB | 5-10 | 220 | R-Sr. | TR
Warren, Ark. (Warren HS/Southern Arkansas)

PRIOR TO ARKANSAS: Saw action in two seasons at Southern Arkansas in Magnolia, Ark., before transferring to Arkansas ... In 19 games for the Muleriders, ran for 502 yards on 113 carries and scored four touchdowns ... In 2019, saw the field in all 12 games and rushed for 430 yards on 94 carries with three touchdowns ... Added 121 yards receiving on 12 catches ... Ran for a season-best 99 yards and a score against Southern Nazarene ... Joins a long line of former Warren Lumberjacks to play at Arkansas.



NEWCOMERS



#0 NICO DAVILLIER

DL | 6-4 | 270 | Fr. | HS
Maumelle, Ark. (Maumelle HS)

HIGH SCHOOL: Rated a four-star prospect by Rivals and a three-star prospect by 247Sports and ESPN ... Rated the No. 4 player in Arkansas and No. 22 strongside defensive end by Rivals ... Played on the offensive line for Kirk Horton at Maumelle High School ... Also saw action as a wildcat quarterback for the Hornets ... Posted 74 tackles with 26.0 tackles for loss, 2.0 sacks, 15 quarterback hurries, three forced fumbles and one pass broken up in his senior season ... As a junior, made 39 tackles, 10.0 tackles for loss, 3.0 sacks and one forced fumble ... Started on the defensive line as a sophomore and helped the team to an 8-3 record and state playoff appearance ... Also played basketball at Maumelle, averaging 10.6 points and 6.2 rebounds per game for a team that reached the state title game ... **CHOSE ARKANSAS OVER:** Nebraska, Oklahoma, Georgia, Auburn and others.

PERSONAL: Originally from New Orleans, La. ... Son of Patrick and Veronica Davillier ... Has three sisters, Latoya, Epiphany and Gimyah, and two brothers, Patrick III and Anthony ... Born Jan. 1, 2004.



#91 RANDALL DENNIS JR.

DL | 6-3 | 300 | Fr. | HS
Lawrenceville, Ga. (Archer HS)

HIGH SCHOOL: Played at Archer HS in Lawrenceville, Ga. ... As a senior, made 36 tackles (14 solo) with three sacks and eight tackles for loss to help the Tigers go 7-5 in 2021 ... Father is originally from Blytheville, Ark.



#14 JORDAN DOMINECK

DL | 6-3 | 251 | R-Sr. | TR
Lakeland, Fla. (Jenkins HS/Georgia Tech)

2018-21 AT GEORGIA TECH: Played in 12 games with eight starts ... Finished with 36 tackles, 5.5 tackles for loss, 3.5 sacks, four quarterback hurries, three forced fumbles with a 70-yard fumble return ... According to Pro Football Focus, generated 20 total pressures and turned in a 67.2 defensive grade on 446 snaps ... Made two tackles in win over Northern Illinois (Sept. 4) ... Charted five stops, including four solo, three tackles for loss, one sack and two forced fumbles versus Kennesaw State (Sept. 11) ... Tallied two tackles against Clemson (Sept. 18) ... Recorded three tackles, 0.5 tackles for loss and a forced fumble against North Carolina (Sept. 25) ... Registered one stop against Pitt (Oct. 2) ... Filed eight tackles and one sack versus Duke (Oct. 9) ... Finished with one solo stop against Miami (Nov. 6) ... Totaled two solo tackles against Boston College (Nov. 13) ... Recorded three tackles, one sack and a pass breakup against Notre Dame (Nov. 20) ... Listed five tackles and 0.5 sacks versus Georgia (Nov. 27) ... Saw action in nine games with four starts at defensive end in 2020 ... Led Georgia Tech in sacks (4) and ranked second on the team in tackles for loss (8.5) ... Was credited with a 15.2% pressure rate according to ESPN Stats and Info, which ranked eighth among all Power Five conference student-athletes ... Became one of only 24 Power Five players over the past three seasons with a pressure rate of 15% or higher ... 15.2% pressure rate was tops among ACC players that return in 2021 (next highest: 11.8% by Clemson's

K.J. Henry) ... 26 total pressures ranked second among ACC players that return in 2021 (behind only North Carolina's Tomon Fox - 27) ... Ranked seventh on the team overall and tops among defensive linemen with 35 total tackles ... Tied for the team lead with three forced fumbles and two fumble recoveries ... Had at least three tackles in all nine games ... Forced a fumble in season-opening win at Florida State (Sept. 12) ... Recorded two tackles for loss and a sack at Syracuse (Sept. 26) ... Forced and recovered a fumble to go along with a season-high six total tackles and a sack in nationally televised primetime win over Louisville (Oct. 9) ... Totaled 16 tackles and 5.5 tackles for loss over his final four games of the season ... Turned in his best performance of the season with five tackles, two sacks and 2.5 tackles for loss, including a strip sack in the end zone that he recovered himself for a touchdown during win over Duke (Nov. 28) ... Named ACC Defensive Lineman of the Week for the second time in his career following the stellar showing against Duke ... Appeared in seven games in 2019, including starting the final three games of the season at defensive end ... Despite limited action, finished fourth among defensive linemen with 25 tackles (12 solo) ... Finished with 3.5 tackles-for-loss for 19 yards, including 16 yards off 1.5 sacks ... Came up with a huge 11-yard sack in the third quarter at Miami (Fla.) (Oct. 12) en route to an eventual 28-21 overtime victory ... Recorded seven tackles (six assisted) at Virginia (Nov. 9) ... Took down five offensive players (three solo) against Virginia Tech (Nov. 16), including 1.0 tackles for loss for six yards and 0.5 sack for 5 yards ... Exploded for a career-high 10 tackles (five solo) in the primetime game against NC State (Nov. 21), where he also totaled a career-high 1.5 tackles-for-loss for two yards ... Redshirted as a true freshman in 2018 due to only seeing action in three games, the first three contests of the year vs. Alcorn State (Sept. 1), at USF (Sept. 8) and at Pitt (Sept. 15) ... Recorded five tackles in three games ... Registered four tackles in extensive action at USF ... Had one stop at Pitt ... Was one of 13 true freshmen to see game action for the Yellow Jackets.

HIGH SCHOOL: Rated as a three-star prospect by ESPN, 247Sports/Scout and Rivals ... Named honorable-mention all-state and Polk County defensive MVP as a senior ... Three-time first-team all-county selection ... Set school record with 25 sacks as a senior ... Three-year team captain ... Selected to play in Blue-Grey All-American game and Best of Florida all-star game ... Named defensive MVP and overall MVP of Best of Florida all-star game ... Coached by Christopher Canning ... Terrific athlete was also a four-year letterwinner/three-year captain in basketball and a three-year letterwinner in track and field ... Honor roll student.

PERSONAL: Middle of three siblings ... Father, James, played football at Bethel College (1987) before transferring to Florida for two seasons (1988-89) ... Jordan is a fan of Japanese animation, Anime ... Planning on a career in medicine.

CAREER DEFENSIVE STATS AT GEORGIA TECH

	GP/GS	UA	A	TOTAL	TFL	SACK	FF/FR	INT	QBH	PD
2018	3/0	4	1	5	0.0	0.0	0/0	0	0	0
2019	7/3	12	13	25	3.0	1.5	0/0	0	2	0
2020	9/4	20	15	35	8.5	4.0	3/2	0	2	1
2021	12/8	18	20	38	5.5	3.5	3/1	0	4	1
TOTAL	31/15	54	49	103	17.0	9.0	6/3	0	8	2



NEWCOMERS



#6 RASHOD DUBINION

RB | 5-10 | 211 | Fr. | HS
Ellenwood, Ga. (Cedar Grove HS)

HIGH SCHOOL: Enrolled early at Arkansas and participated in spring practices ... Rated a four-star prospect by Rivals and a three-star prospect by 247Sports and ESPN ... The No. 37 player in Georgia and No. 21 athlete in the nation according to 247Sports ... Played for head coach John Adams at Cedar Grove High School ... Won a state championship, helping the team to a 12-3 record as a senior ... Ran 180 times for 1,565 yards (8.7 ypc) and 22 touchdowns and added 10 catches for 149 yards (14.9 ypc) with a touchdown ... Contributed three kick-off returns for 205 yards (68.3 ypr) and a touchdown ... As a junior rushed 72 times for 536 yards (7.4 ypc) and nine touchdowns and caught eight passes for 129 yards (16.1 ypc) and three touchdowns ... As a freshman, played for head coach Jimmy Smith at Cedar Grove, who is now Arkansas' running backs coach ... Totaled 61 rushes for 501 yards (8.2 ypc) and seven touchdowns and returned two punts for touchdowns on a 14-1 team that won the state championship ... **CHOSE ARKANSAS OVER:** Georgia, Baylor, Florida, Auburn, Ole Miss and others.

PERSONAL: Son of Byron Scott and Lawanda Dubinion, has two brothers, Jaquez and Armond, and two sisters, Arkeyviondra and Neeorayah ... Born November 12, 2003.



#73 BROOKS EDMONSON

OL | 6-4 | 315 | Fr. | HS
Bryant, Ark. (Bryant HS)

HIGH SCHOOL: Attended Bryant HS in Bryant, Ark. ... Helped pave the way for a potent Bryant offense that led the Hornets to 42 straight wins and four straight Class 7A state titles ... Originally committed to Princeton before accepting preferred walk-on offer with Arkansas ... Blocked for Bryant QB Austin Ledbetter, who is now a pitcher for the Razorbacks.



#31 MAX FLETCHER

P | 6-5 | 178 | Fr. | HS
Melbourne, Australia (ProKick Australia)

PRIOR TO ARKANSAS: Rated the No. 5 punter in the national recruiting class by 247Sports ... Product of ProKick Australia in Melbourne, Australia ... Coached by Nathan Chapman and John Smith.

PERSONAL: Son of Dustin and Suzanne Fletcher ... Has one brother, Mason ... Father, Dustin, played 23 years of Australian rules football in the Australian Football League, playing all 23 seasons for Essendon Football Club and representing Australia in international competitions ... Brother, Mason, is the starting punter at Cincinnati, who Arkansas will host to open the 2022 season ... Born October 9, 2002.




#28 BLAKE FORD

K | 6-1 | 217 | Fr. | HS
Arlington, Texas (Lamar HS)

HIGH SCHOOL: Kicked at Lamar HS in Arlington, Texas, connecting on 9-of-11 field goals with a long of 48 yards ... Named Special Teams Player of the Year for District 8-6A in Texas ... Rated a six-star prospect by Chris Sailer Kicking and the No. 12 kicker in the nation ... Played in 2022 All-American Bowl in San Antonio, Texas ... Posted a video on Twitter of himself making a 73-yard field goal during practice.



NEWCOMERS



#10 CADE FORTIN

QB | 6-3 | 218 | R-Sr. | TR
Suwanee, Ga. (North Gwinnett HS/South Florida)

2020-21 AT USF: Saw action in five games, including two starts, in 2021 ... Completed seven passes for 41 yards and ran for 23 more yards on 5 attempts at NC State (Sept. 2) ... Completed 12 passes for 91 yards versus Florida (Sept. 11) ... Recorded a nine-yard pass versus Temple (Oct. 23) ... Finished 5-for-9 and 42 yards, including a 20-yard long, and a touchdown against Tulane (Nov. 19) ... Saw action in two games (at Cincinnati and vs. Tulsa) and was limited by injury for much of the season in 2020 ... Completed 4-of-8 passes for 39 yards and ran four times for 39 yards on the year... Led the offense for a series at Cincinnati and completed 2-of-6 passes for 14 yards ... Had his best performance of the year vs. Tulsa, guiding the Bulls on a touchdown drive that saw him complete 2-of-2 passes for 25 yards and run four times for 39 yards before being knocked out of the game on his final run in the series ... The Bulls completed the 72-yard scoring drive with a touchdown pass.

2018-19 AT NORTH CAROLINA: Entered the transfer portal prior to the start of the 2019 season ... Appeared in four games and made two starts as a true freshman, prior to redshirting at UNC in 2018 ... Went 23-of-65 for 388 yards and a touchdown on the year, while rushing for 76 yards and a touchdown on 14 carries ... Saw his first action at East Carolina and went 3-of-6 for 15 yards and added a 17-yard run ... Totaled 97 yards on 10-of-18 passing to go along with 44 yards rushing against Virginia Tech ... Threw for 276 yards and a touchdown versus NC State ... Also saw action in the Duke game.

HIGH SCHOOL: Rated a four-star prospect by ESPN.com, which listed him as the No. 17 player nationally at his position and the No. 39 player in Georgia ... Also was considered the No. 19 pro-style quarterback and the No. 50 player in Georgia by the 247Sports composite ... Ranked No. 34 at his position and No. 74 in Georgia by Rivals ... Missed most of his senior season due to injury ... During his junior campaign, he threw for 1,841 yards and 16 TDs and ran for 512 yards and three scores while leading the Bulldogs to a state championship victory ... Played in the Georgia Elite All-Star Classic following his junior season ... Was nominated for the 2018 U.S. Army All-American Bowl prior to his senior year ... A 4.0 student in high school ... Coached by Bill Stewart.

PERSONAL: Born Feb. 28, 1999 in Atlanta, Ga. ... Son of Troy and Debi Fortin ... Has one brother and two sisters ... His uncle, Roman Fortin, played football at San Diego State and played 12 seasons in the NFL as an offensive lineman with the Chargers, Lions and Falcons ... His cousin, Turner Fortin, played football at Georgia from 2014-18 ... His sister, Alexa, is a setter on the Georgia volleyball team... Enjoys playing golf and video games.

CAREER PASSING STATS AT SOUTH FLORIDA & NORTH CAROLINA

	GP/GS	COMP	ATT	PCT	YDS	TD	INT	LG
2018	4/0	32	65	49.2	388	1	1	51
2019	0/0	0	0	0.0	0	0	0	0
2020	2/0	4	8	50.0	39	0	0	22
2021	5/2	25	48	52.1	183	0	2	24
TOTAL	11/2	61	121	50.4	610	1	3	51

CAREER RUSHING STATS AT SOUTH FLORIDA & NORTH CAROLINA

	ATT	YDS	AVG/G	TD	LG
2018	14	76	19.0	1	76
2019	0	0	0.0	0	0
2020	4	39	19.5	0	33
2021	9	37	7.4	1	31
TOTAL	27	152	13.8	2	76



#66 KAI HAMILTON

OL | 6-4 | 300 | Fr. | HS
Hope, Ark. (Hope HS)

HIGH SCHOOL: Starred up front for Hope HS in Hope, Ark., recording 74 pancake blocks and allowing only one sack as a senior ... Named an All-State offensive lineman and 5A-South All-Conference team member as a senior ... Helped the Bobcats roll up 411 points during the 2021 season.



#99 TERRY HAMPTON

DL | 6-1 | 314 | *Sr. | TR
El Dorado, Ark. (El Dorado HS/Arkansas State)

PRIOR TO ARKANSAS: Played four seasons at Arkansas State before transferring ... 2021 Athlon Sports Preseason Fourth-Team All-Sun Belt Conference ... Started and saw action in six games in 2021 before suffering a season-ending injury ... Tallied 11 tackles with five solo stops ... Recorded 2.5 TFL for five yards ... Finished with a season-high four tackles at Tulsa (Sept. 25) ... Notched a pass break-up at Washington (Sept. 25) ... Started all 11 games on the defensive line, recording 35 tackles, 6.0 tackles for loss and 2.0 sacks ... Recorded multiple tackles in every game, including a season-high four in five different outings ... Tallied at least 1.0 tackle for loss in four contests ... Collected a season-best 2.0 stops behind the line of scrimmage against Coastal Carolina ... Saw action in eight games as a sophomore in 2019, including two as a starter in back-to-back games against Troy and Georgia State ... Finished the season with eight tackles, 0.5 tackles for loss and 0.5 sacks ... Played in 11 games in 2018, all in a reserve role on the defensive line, as a true freshman ... Finished the season with seven tackles and 0.5 tackles for loss ... Posted at least one tackle in five games and had a career-high two stops against both Southeast Missouri State and UNLV ... Posted a 0.5 tackle for loss against Alabama.

HIGH SCHOOL: Four-year varsity letterman at El Dorado HS in El Dorado, Ark. ... Helped lead El Dorado to the Class 6A state playoffs all four seasons, including the semifinals as a freshman and the second round his final three years ... Hootens.com "Top 50 Recruits for 2018" (No. 16) in the state of Arkansas ... Three-star recruit by 247Sports.com, which also listed Hampton as the No. 15 overall player in the state of Arkansas and the No. 123 defensive tackle in the nation ... Rivals.com three-star recruit ranked as the No. 19 player in Arkansas.

PERSONAL: Born Sept. 16, 1999 ... 2021 Arkansas State Athletic Director's Honor Roll member.

CAREER DEFENSIVE STATS AT ARKANSAS STATE

	GP/GS	UA	A	TOTAL	TFL	SACK	FF/FR	INT	QBH	PD
2018	11/0	2	5	7	0.5	0.0	0/0	0	0	0
2019	8/2	3	5	8	0.5	0.5	0/0	0	0	0
2020	11/11	20	15	35	6.0	2.0	0/0	0	0	0
2021	6/6	5	6	11	2.5	0.0	0/0	0	0	1
TOTAL	36/19	30	31	61	9.5	2.5	0/0	0	0	1



NEWCOMERS



#76 E'MARION HARRIS

OL | 6-7 | 340 | Fr. | HS
Little Rock, Ark. (Joe T. Robinson HS)

HIGH SCHOOL: Enrolled early and participated in spring practices ... Consensus four-star prospect by 247Sports, Rivals and ESPN ... Rated the No. 3 player in Arkansas and No. 29 offensive tackle in the country by Rivals ... Played both offensive and defensive line for head coach Todd Eskola at Joe T. Robinson High School ... Helped Joe T. Robinson to a state championship with a 14-1 record as a senior ... Graded at 86% as an offensive lineman, while adding 61 tackles, 28.0 tackles for loss and two forced fumbles on the defense line ... As a junior played on a team that went 8-4 and qualified for the state playoffs ... Appeared in nine games and recorded 36 total tackles with 15.0 tackles for loss and 4.0 sacks ... His sophomore season, he helped the team to a 14-1 record and a state title ... Registered 44 tackles with 14.0 tackles and 3.0 tackles for loss ... Started at right tackle as a freshman on a team that finished 12-3 and qualified for the state title game ... **CHOSE ARKANSAS OVER:** Georgia, Oklahoma, Miami, Tennessee, Texas A&M and others.

PERSONAL: Son of Elliott (former Arkansas defensive lineman from 2001-04) and Tiffany Harris ... Has a brother, Elliott Jr., and a sister, Talia ... Born September 8, 2004.



#9 JADON HASELWOOD

WR | 6-3 | 213 | R-Jr. | TR
Ellenwood, Ga. (Cedar Grove HS/Oklahoma)

2019-21 AT OKLAHOMA: Played in all 12 games of the regular season, catching a team-best 39 passes for 399 yards and a team-leading six touchdowns ... Recorded multiple catches in 10 of 12 games ... Pulled in a season-high six receptions on two occasions, including in a three-touchdown performance against TCU (Oct. 16) ... Caught four passes for 47 yards in season-opener against Tulane (Sept. 4) ... Scored a pair of TDs on four catches for 19 yards in win over Western Carolina (Sept. 11) ... Snagged a season-best six passes for 61 yards against Nebraska (Sept. 18) ... Caught three passes for 21 yards against West Virginia (Sept. 25) ... Three-score game against TCU included six catches for 56 yards ... Scored a touchdown for the second straight game in win at Kansas (Oct. 23) ... Hauled in three passes for 40 yards versus Texas Tech (Oct. 30) ... Recorded 51 yards on two catches at Baylor (Nov. 13) ... Played in three games and made four receptions for 65 yards (16.2 average) in 2020 as a sophomore ... Missed first six games while recovering from injury and missed Oklahoma State game (11/21) and Cotton Bowl vs. Florida (12/30) ... Had two catches for 20 yards in Big 12 Championship win vs. No. 8 Iowa State (12/19) ... Made a 12-yard reception vs. Baylor (12/5) ... Saw first action of the season vs. Kansas (11/7) and registered a season-long 33-yard reception ... Played in 13 of 14 games as a true freshman in 2019 ... Made 19 receptions for 272 yards and a touchdown ... rushed three times for 14 yards ... Made three catches for 25 yards vs. No. 1 LSU in CFP Semifinal at the Peach Bowl (12/28) ... Caught a 16-yard pass at No. 12 Baylor (11/16) ... Had a 13-yard reception against West Virginia (10/19) ... Made two catches for 26 yards at Kansas (10/5) ... Notched a career-high six receptions for 59 yards against Texas Tech (9/28) ... Scored his first career touchdown and registered a career-high 78 yards on three receptions (season long of 49 yards) against South Dakota (9/7) ... Tallied two receptions for 46 yards (including a 42-yarder) in season opener against Houston (9/1) ... Did not play against No. 11 Texas (10/12).

HIGH SCHOOL: Five-star recruit by 247Sports, ESPN and Rivals ... An All-American Bowl selection ... Invited to The Opening ... The No. 4 overall recruit

in the 2019 class by Rivals, No. 6 by ESPN and No. 19 by 247Sports ... Regarded as nation's No. 1 receiver by 247Sports, ESPN and Rivals ... Touted as No. 1 player in Georgia by ESPN and Rivals and No. 3 by 247Sports ... Compiled 744 receiving yards and 15 touchdowns on 32 receptions his freshman through junior seasons ... Compiled 1,032 yards and 11 TDs on 53 receptions his senior season ... Chose OU over Florida, Georgia, Tennessee and others.

PERSONAL: Enrolled early at Oklahoma in January 2019 ... Majored in communication at OU ... Name pronounced JAY-din HAY-zel-wood.

CAREER RECEIVING STATS AT OKLAHOMA

	GP/GS	REC	YDS	AVG/C	TD	LG
2019	13/0	19	272	14.3	1	49
2020	3/0	4	65	16.3	0	33
2021	12/12	39	399	10.2	6	50
TOTAL	28/12	62	736	11.9	7	50

CAREER RUSHING STATS AT OKLAHOMA

	ATT	YDS	AVG/C	TD	LG
2019	3	14	1.1	0	8
2020	0	0	0.0	0	0
2021	0	0	0.0	0	0
TOTAL	3	14	1.1	0	8



#59 ELI HENDERSON

OL | 6-4 | 315 | Fr. | HS
Duncan, S.C. (Byrnes HS)

HIGH SCHOOL: Enrolled early and participated in spring practices ... Rated a consensus three-star prospect by 247Sports, Rivals and ESPN ... According to ESPN, rated the No. 17 player in South Carolina and No. 6 center in the country ... Played for head coach Reggie Show at Byrnes HS in Duncan, S.C. ... Tallied 10 pancake blocks and 22 knockdowns ... **CHOSE ARKANSAS OVER:** Georgia, South Carolina, Virginia Tech, Arizona State, Louisville and others.

PERSONAL: Son of Shane and Jacquie Henderson ... Has one brother, Nyquille ... Born March 7, 2003.



NEWCOMERS



#44 KADEN HENLEY

LB | 6-2 | 225 | Fr. | HS
Springdale, Ark. (Shiloh Christian Academy)

HIGH SCHOOL: Consensus three-star prospect by 247Sports, Rivals and ESPN ... Rated the No. 35 inside linebacker in the country by ESPN and the No. 15 overall prospect in Arkansas by 247Sports ... Played linebacker, running back and tight end for head coach Jeff Conaway at Shiloh Christian Academy ... Team captain ... As a senior, totaled 135 tackles, 22.0 tackles for loss, 2.0 sacks, 10 quarterback hurries, two interceptions, two pass breakups and a fumble recovery ... As a junior, recorded 159 tackles, 26 tackles for loss, 4.0 sacks, six quarterback hurries, four interceptions, two pass breakups, two recovered fumbles, two forced fumbles and two blocked punts in 15 games while helping Shiloh Christian win the Class 4A state title ... 66 tackles, including 2.0 sacks, and an interception as a sophomore in 2019 ... Racked up 109 total tackles with 6.5 for loss, two fumble recoveries and a blocked punt during his freshman season ... In his high school career, made 29 catches for 372 yards and four touchdowns ... Had 48 carries for 306 yards and a touchdown as a high schooler ... Also played baseball at Shiloh Christian ... **CHOSE ARKANSAS OVER:** Army, Liberty, MTSU, New Mexico and others.

PERSONAL: Son of Ashley and Alyssa Henley ... Has one brother, Carter ... Born July 18, 2003.



#55 JJ HOLLINGSWORTH

DL | 6-3 | 246 | Fr. | HS
Greenland, Ark. (Greenland HS)

HIGH SCHOOL: Enrolled early and participated in spring practices ... Rated a three-star prospect by 247Sports and Rivals ... According to Rivals, rated the No. 8 player in Arkansas and No. 44 strongside defensive end in the country ... Played for head coach Lee Larkan at Greenland HS in Greenland, Ark. ... As a senior made 63 tackles, 10.0 tackles for loss and 3.0 sacks ... In his junior season posted 66 tackles with 13.5 tackles for loss, 8.0 sacks and one forced fumble ... Helped the team to a 9-3 record and a state playoff appearance ... As a sophomore, tallied 33 tackles, 2.0 tackles for loss and 1.0 sack ... First student-athlete from Greenland HS to receive a football scholarship from Arkansas ... **CHOSE ARKANSAS OVER:** Kansas, Arkansas State, Akron and others.

PERSONAL: Son of Jaye and Amy Johnson ... Has one brother, EJ ... Born June 10, 2004.



#97 LOGAN HORST

DL | 6-4 | 255 | R-Sr. | TR
Salina, Kan. (Salina Central HS/Neb. Wesleyan)

PRIOR TO ARKANSAS: Joined the team through an open tryout last spring after originally serving as part of the Razorbacks' video department ... Played one season at Nebraska Wesleyan after spending a season at Fort Scott CC ... Played in seven games at NWU in 2019, making four total tackles for the Prairie Wolves ... Attended Salina Central HS in Salina, Kan.



#40 LANDON JACKSON

DL | 6-7 | 274 | So. | TR
Texarkana, Texas (Pleasant Grove HS/LSU)

2021 at LSU: Played in five games, seeing all his action on special teams ... Did not record any statistics ... Joined the program as an early enrollee, graduating from high school in December and enrolling at LSU in January 2021.

HIGH SCHOOL: Consensus four-star prospect by 247Sports, Rivals and ESPN ... Rated the No. 7 defensive lineman nationally and the No. 19 prospect in the state of Texas by 247Sports ... Ranked the nation's No. 76 prospect in the class of 2021 by ESPN ... Played on the defensive line for head coach Josh Gibson at Pleasant Grove High School ... Racked up over 45 sacks in his high school career, including 17.0 in 2019 as a junior ... As a junior, named the Texas Sports Writers Association 4A Defensive Player of the Year, MaxPreps First-Team All-American as he helped Pleasant Grove to a Texas 4A D-II state championship ... As a sophomore, unanimous first team all-district selection ... As a freshman, was named Texas District 7-4A-II Defensive Newcomer of the Year and helped Pleasant Grove to a state championship ... Sports Illustrated All-American candidate ... **CHOSE LSU OVER:** Alabama, Arizona, Arkansas, Baylor, Florida State, Tennessee and others.

PERSONAL: Son of Katie Peek and Larry Jackson ... Has two brothers, Lance Jackson and Bronx Peek, and one sister, Kensington Peek ... Born January 2, 2003.

CAREER DEFENSIVE STATS AT LSU

	GP/GS	UA	A	TOTAL	TFL	SACK	FF/FR	INT	QBH	PD
2021	5/0	0	0	0	0.0	0.0	0/0	0	0	0
TOTAL	5/0	0	0	0	0.0	0.0	0/0	0	0	0



#25 JAMES JOINTER

RB | 6-0 | 213 | Fr. | HS
Little Rock, Ark. (Parkview HS)

HIGH SCHOOL: Rated a consensus three-star prospect by 247Sports, Rivals and ESPN ... Named the No. 5 prospect in Arkansas and No. 35 running back nationally ... Played for head coach Brad Bolding at Little Rock Parkview High School ... As a senior ran 183 times for 1,309 yards (7.2 ypc) and 16 touchdowns and caught three passes for 34 yards (11.3 ypc) ... Defensively, recorded 50 tackles with one pass breakup ... Ran for 270 yards and five touchdowns against Greenwood ... Helped Little Rock Parkview to a 10-3 record and state semifinal appearance ... Posted 1,105 rushing yards (6.8 ypc) and 10 touchdowns on 162 carries and 135 receiving yards (16.9 ypc) on eight catches as a junior ... Missed the majority of his sophomore season due to an ACL injury ... **CHOSE ARKANSAS OVER:** Florida State, Missouri, Tennessee, Michigan State and others.

PERSONAL: Son of Landa Burns ... Has a brother, Jalan, and a sister, Markita ... Born December 26, 2003.



NEWCOMERS



#30 ETHAN JOSEPH

LB | 6-2 | 212 | Fr. | HS
Alpharetta, Ga. (King's Ridge Christian)

HIGH SCHOOL: Starred on both sides of the ball at King's Ridge Christian School in Alpharetta, Ga., as a running back and linebacker ... As a running back, ran for 1,278 yards and 10 touchdowns on 142 carries to go along with 17 catches for 183 yards and a pair of scores as a senior ... Tallied 97 tackles (47 solo) with nine for loss and two forced fumbles en route to being named an All-State performer and Defensive Player of the Year as a senior ... Originally committed to Air Force.



#75 PATRICK KUTAS

OL | 6-5 | 305 | Fr. | HS
Memphis, Tenn. (Christian Brothers HS)

HIGH SCHOOL: Rated a four-star prospect by 247Sports and a three-star prospect by Rivals and ESPN ... Rated the No. 7 prospect in Tennessee and No. 11 interior defensive lineman nationally by 247Sports ... Rated the No. 54 offensive tackle in the country by Rivals ... Played on both the offensive and defensive lines for head coach Thomas McDaniel at Christian Brothers High School ... As a senior recorded 25 tackles with 2.0 tackles for loss and 2.0 sacks ... Named to the D2AAA West All-Region Team ... Helped Christian Brothers to an 8-5 record and state semifinal appearance ... His junior year tallied 31 tackles with 3.0 tackles for loss and 1.0 sack and a fumble recovery ... As a sophomore registered 24 tackles with 6.0 tackles for loss and 3.0 sacks ... Also competed in track and field in the discus and shot put ... **CHOSE ARKANSAS OVER:** Oregon, Illinois, Florida State, Texas A&M and others.

PERSONAL: Son of Pat and Suzanne Kutas ... Has three sisters, Sarah, Elizabeth and Mary Margaret, and has one brother, Hayes ... Born August 12, 2004.



#3 MATT LANDERS

WR | 6-5 | 197 | Sr. | TR
St. Petersburg, Fla. (St. Petersburg HS/Toledo)

2021 AT TOLEDO: Made 20 receptions for 514 yards and five touchdowns in 12 games played ... Turned in a team-best 25.7 yards per reception ... Caught 18 passes in last five games of the season, including nine in the last two ... Five catches for a career-high 150 yards and two touchdowns against Eastern Michigan (Nov. 2), including an 80-yard TD catch ... Three catches for 57 yards and a touchdown at Bowling Green (Nov. 10) ... Hauled in an 85-yard TD reception at Ohio (Nov. 16) ... Snagged five passes for 57 yards against Akron (Nov. 27) ... Four catches for 137 yards and a 90-yard touchdown catch vs. Middle Tennessee State (Dec. 17) in the Bahamas Bowl ... 90-yard TD grab against Middle Tennessee State was the fourth-longest in Toledo history.

2018-20 AT GEORGIA: Saw action in 25 games across three seasons at Georgia, including 12 games in 2019 ... Registered 10 receptions for 105 yards in 2019, catching a career-high three passes for 25 yards and a TD in the Bulldogs' Sugar Bowl contest against Baylor ... Played in nine games in 2020, catching two passes for 27 yards in the season opener against Arkansas ... Played in four games in 2018, retaining his freshman eligibility.

HIGH SCHOOL: PrepStar Magazine three-star prospect, All-Southeast Region ... 247Sports.com three-star, #97 ranked WR nationally and #89 overall prospect in Florida ... 40 receptions for 719 yards and seven touchdowns as a senior at St. Petersburg High School ... In his junior year at Admiral Farragut Academy, amassed 1,038 yards and 15 touchdowns, both team highs ... Team went 10-2 and reached the 2015 FHSAA Class 2A Regional Finals ... Tampa Bay Times 2015 All-Tampa Bay First Team Offense ... Sun Sentinel 2015 Florida All-State Class 2A First Team Offense ... Head coach at St. Petersburg High School was Joe Fabrizio ... Head coach at Admiral Farragut was Ryan Hearn.

PERSONAL: Matthew James Landers ... Born June 16, 1999.

CAREER RECEIVING STATS AT TOLEDO & GEORGIA

	GP/GS	REC	YDS	AVG/C	TD	LG
2018	4/0	0	0	0.0	0	0
2019	12/1	10	105	10.5	1	26
2020	9/0	2	27	13.5	0	23
2021	12/0	20	514	25.7	5	90
TOTAL	37/1	32	646	20.2	6	90



#21 JAYLEN LEWIS

DB | 6-0 | 175 | Fr. | HS
Brownsville, Tenn. (Haywood HS)

HIGH SCHOOL: A consensus three-star prospect according to 247Sports, Rivals and ESPN ... Rated the No. 19 player in Tennessee and No. 52 player in the country at his position by 247Sports ... Played both defensive back and wide receiver at Haywood High School for head coach Chris Smith ... Recorded 31 tackles and an interception return for a touchdown as a senior ... Also caught 51 passes for 977 yards (19.2 ypc) and 14 touchdowns and rushed 15 times for 88 yards (5.9 ypc) with two kick returns for 105 yards and nine punt returns for 145 yards ... Helped lead Haywood to a state semifinal playoff appearance and a 13-1 record ... As a junior in 2020, logged 56 total tackles with 4.0 tackles for loss and seven interceptions ... Was named to the All-West Tennessee defensive first team and helped Haywood to a 10-4 record, reaching the state title game ... **CHOSE ARKANSAS OVER:** Auburn, Florida State, Mississippi State, Oklahoma and others.

PERSONAL: Son of Steven Lewis and La'quita Bailey ... Has a brother, Steven, and two sisters, Jordan and TT ... Born August 5, 2003.



NEWCOMERS



#51 TAYLOR LEWIS

DL | 6-3 | 317 | R-Jr. | TR
Chicago, Ill. (Kenwood Academy/College of the Canyons)

2021 AT COLLEGE OF THE CANYONS (REDSHIRT SOPHOMORE): Recorded 18 tackles, 1.5 tackles for loss and a pass breakup in six games ... Attended Kenwood Academy in Chicago, Ill. ... **CHOSE ARKANSAS OVER:** Auburn, Nebraska, Oregon State, Washington State, Missouri and others.



#61 BRIGGS MAGEE

LS | 6-2 | 230 | Fr. | HS
Georgetown, Texas (Georgetown HS)

HIGH SCHOOL: Played football at Georgetown HS in Georgetown, Texas, helping guide the Eagles to a 6-6 record in 2021 ... Listed as a five-star long snapper and the No. 14 long snapper in the nation by Rubio Long Snapping and the No. 23 long snapper by Kohl's Kicking after playing at Georgetown HS in Georgetown, Texas ... Helped the Eagles to a 6-6 record in 2021.



#17 SAM MBAE

WR | 6-3 | 202 | Fr. | HS
Kennesaw, Ga. (North Cobb HS)

HIGH SCHOOL: Rated a four-star prospect by 247Sports and a three-star prospect according to Rivals and ESPN ... Rated the No. 45 wide receiver nationally and the No. 28 overall prospect in the state of Georgia by 247Sports ... Played for head coach Jason Ellsworth at North Cobb High School ... Made 22 catches for 378 yards and 4 touchdowns as a senior ... Caught 54 passes for 473 yards and five touchdowns during his junior year ... Selected to play in the 2022 All-American Bowl ... **CHOSE ARKANSAS OVER:** Arizona State, Colorado, Florida, Florida State, Georgia, Georgia Tech, Indiana, LSU, Maryland, Miami (Fla.), Michigan State, Minnesota, Mississippi State, NC State, Ole Miss, Penn State, Pitt, South Carolina, Syracuse, Tennessee, USC, Virginia Tech, Wisconsin and others.

PERSONAL: Son of Eisther Mbae and Samuel Sumelong ... Born December 11, 2003.



#81 QUINCEY McADOO

WR | 6-2 | 192 | Fr. | HS
Clarendon, Ark. (Clarendon HS)

HIGH SCHOOL: Enrolled early and participated in spring practices ... Rated a four-star prospect by 247Sports and Rivals and a three-star prospect by ESPN ... Rated the No. 2 player in Arkansas, No. 28 wide receiver in the nation and No. 207 player overall by Rivals ... Played both wide receiver, running back and defensive back for head coach Mark Courtney at Clarendon High School ... High school teammates with fellow Arkansas 2022 signee, TE Dax Courtney ... Helped Clarendon to a 9-3 record and state title game appearance as a senior ... Utilized all over the field and completed 7-of-19 passes 165 yards and two touchdowns, rushed 82 times for 894 yards (10.9 ypc) and 11 touchdowns, hauled in 34 catches for 617 yards (18.1 ypc) and eight touchdowns ... Defensively added 58 tackles, 2.0 tackles for loss, one interception and an 88-yard fumble return for a touchdown ... As a junior he recorded 26 receptions for 458 yards (17.6 ypc) with eight touchdowns and 548 rushing yards on 53 carries (10.3 ypc) with five touchdowns ... He posted 76 tackles, 2.0 tackles for loss, two forced fumbles, one fumble recovery, four passes broken up and five interceptions with a pick-six as a defensive back ... Returned nine kickoffs for 276 yards (30.7 ypr) and six punts for 90 yards (15.0 ypr) ... Part of a 7-3 team that reached the playoffs as a junior ... Also ran track, competing in the 100m and 200m events ... **CHOSE ARKANSAS OVER:** Florida State, Baylor, Auburn, Oklahoma and others.

PERSONAL: Son of Elfonzo McAdoo and LaTonya Love ... Has three brothers, Elfonzo Jr., Tedrick and Tayelar, and two sisters, Kynnedi and Reighan ... Born February 19, 2004.



NEWCOMERS



#3 DWIGHT McGLOTHERN

DB | 6-2 | 181 | Jr. | TR
Houston, Texas (Klein Oak HS/LSU)

2020-2021 AT LSU: Played in 10 games with six starts, registering 32 tackles, six pass breakups, one forced fumble, one interception and a touchdown ... Made first collegiate start and finished with two solo tackles, including one tackle for loss against Central Michigan (Sept. 18) ... Accumulated five tackles against Mississippi State (Sept. 25) ... Finished with five unassisted stops, including one for loss, against Auburn (Oct. 2) ... Contributed one tackle and broke up a pass against Kentucky (Oct. 9) ... Picked off one pass and returned it 37 yards for a touchdown while also registering four solo tackles and three pass breakups against Florida (Oct. 16) ... Charted two tackles against Ole Miss (Oct. 23) ... Led the Tigers with a career-high eight tackles, including two for loss against Alabama (Nov. 6) ... Logged three tackles and broke up a pass against Arkansas (Nov. 13) ... Carded two tackles against Texas A&M (Nov. 27) ... Played in seven games with no starts as a true freshman in 2020 ... Came on strong at the end of the year, seeing significant action in wins over Florida and Ole Miss ... Had career-best four tackles and a pass breakup in win over Florida ... Followed that with a pair of tackles and a pass breakup in win over Ole Miss ... Had three tackles in win over Arkansas.

HIGH SCHOOL: One of the nation's top prep prospects for the Class of 2020 ... Ranked No. 19 in the 247Sports Composite Rankings and listed as a Top 300 overall prospect ... As a senior at Klein Oak, was a two-way standout ... Recorded four interceptions on the defensive side of the ball and caught 66 passes for 1,307 yards and 18 touchdowns on offense ... Totaled 15 interceptions during his prep career ... On offense, capped his career with 2,593 receiving yards and 34 touchdowns ... Competed in the 2020 All-American Bowl in San Antonio, where he recorded two interceptions.

CAREER DEFENSIVE STATS AT LSU


	GP/GS	UA	A	TOTAL	TFL	SACK	FF/FR	INT	QBH	PD
2020	7/0	8	1	9	0.0	0.0	0/0	0	0	2
2021	10/6	26	6	32	2.0	0.0	1/0	1	1	5
TOTAL	17/6	34	7	41	2.0	0.0	1/0	1	1	7



#98 ROY PATTERSON

DL | 6-5 | 253 | R-So. | HS
Austin, Texas (Anderson HS)


HIGH SCHOOL: Played football and basketball at Anderson HS in Austin, Texas ... Joined the Razorbacks through an open tryout last spring.



#26 LANDON PHIPPS

DB | 6-0 | 175 | Fr. | HS
Springdale, Ark. (Springdale HS)

HIGH SCHOOL: Two-way player at Springdale HS in Springdale, Ark., seeing action at quarterback and defensive back as a senior ... Also saw time at wide receiver earlier in prep career ... As a senior, finished with 1,207 all-purpose yards and 14 touchdowns for the Bulldogs.



#29 JOHN PAUL PICKENS

DB | 6-0 | 181 | Fr. | HS
Jonesboro, Ark. (Jonesboro HS)

HIGH SCHOOL: Starred at Jonesboro HS in Jonesboro, Ark., for the Golden Hurricane ... Made 77 total tackles (54 solo) with three interceptions and a fumble recovery as a senior ... Played with fellow freshman Rykar Acebo at Jonesboro HS and joins fellow JHS players Jashaud Stewart and Marco Avant on the Razorbacks' roster.



#35 MANI POWELL

LB | 6-3 | 234 | Fr. | HS
Fayetteville, Ark. (Fayetteville HS)

HIGH SCHOOL: Rated a consensus three-star prospect by 247Sports, Rivals and ESPN ... Rated the No. 3 prospect in Arkansas and the No. 37 linebacker nationally according to 247Sports ... Played his senior season for head coach and former Arkansas QB Casey Dick at Fayetteville High School ... As a senior, was limited to four games due to an injury ... Posted 32 tackles, 3.0 tackles for loss, 1.5 sacks, five quarterback hurries, one pass broken up, one fumble recovery and one forced fumble ... Also saw time at running back, rushing eight times for 16 yards (2.0 ypc) and three touchdowns ... Member of a Fayetteville team that reached the state title game, going 10-3 ... Previously played at McKinley High School in Canton, Ohio ... Played seven games in 2020 due to COVID-19 pandemic and recorded 81 tackles, 14.0 tackles for loss, 4.0 sacks, seven quarterback pressures and two forced fumbles ... Also contributed at running back, logging 138 yards (7.3 ypc) with three touchdowns ... Earned Northeast Inland District Defensive Player of the Year honors and was named first-team All-Ohio ... Also was a state-qualifying wrestler and placed third at state in the discus and fifth in the shot put at Canton McKinley ... **CHOSE ARKANSAS OVER:** Michigan, Syracuse, West Virginia, Indiana, Toledo and others.

PERSONAL: Son of Shaunta Michael ... Has two brothers, Elijah and Eugene, and a sister, Euraezshia ... Born June 8, 2003.



NEWCOMERS



#42 DREW SANDERS

LB | 6-5 | 233 | Jr. | TR
Denton, Texas (Ryan HS/Alabama)

2020-21 AT ALABAMA: Played in 12 games with three starts in 2021 ... Totaled 24 tackles, including 2.5 for loss and one sack, to go along with four quarterback hurries and a pair of pass breakups ... Totaled a career-high six tackles at Miami (Sept. 4) ... Made his first career start in the crimson and white against Mercer (Sept. 11) and broke up a pair of passes while adding two tackles ... Recorded seven tackles, including one for loss and added a quarterback hurry, at Florida (Sept. 18) ... Finished with five tackles and two quarterback hurries against Ole Miss (Oct. 2) ... Finished with two tackles, including a sack, against New Mexico State (Nov. 13) ... Recorded two stops, including half a tackle for loss, against Georgia (Dec. 4) in the SEC Championship ... Picked up player of the week honors on special teams from the coaches for his impact on the Tide's coverage units against Cincinnati (Dec. 31) in the Cotton Bowl ... Contributed on special teams against Georgia (Jan. 10) in the National Championship ... Developed a role in the Tide's young outside linebacker rotation while seeing consistent minutes on special teams as a true freshman in 2020 ... Named a special teams player of the week by the Alabama coaching staff for his play at Tennessee and Arkansas. Missouri: Saw his first collegiate action, recording one unassisted tackle in the debut. Texas A&M: Earned playing time against the Aggies. Ole Miss: Totaled two tackles on defense in his expanded minutes. Georgia: Saw time against the Bulldogs. Tennessee: Helped limit the Vols to 33 total yards on kickoff returns ... Made one tackle on kickoff coverage after a six-yard return to put UT deep in its own territory ... Earned special teams player of the week accolades from the UA coaches for his play against the Volunteers. Mississippi State: Made one tackle on kickoff coverage ... Also saw time on defense. Kentucky: Recorded one quarterback pressure off the edge. Auburn: Finished with one tackle on kickoff coverage to stop the AU returner after a gain of only 19 yards. LSU: Paired with DeMarcco Hellams for two tackles on kickoff coverage. Arkansas: Helped the Alabama special teams unit limit any big returns by the Razorbacks ... Selected as a special teams player of the week by the UA coaching staff for his efforts in Fayetteville. Florida: Saw time on defense and special teams in the SEC Championship Game. Notre Dame: Worked on special teams against the Fighting Irish. Ohio State: Saw time in the CFP National Championship Game.

HIGH SCHOOL: One of the nation's top all-around athletes and a prototypical linebacker or tight end ... Chose to focus on the defensive side of the football at Alabama ... A composite five-star recruit by 247Sports ... Rated as the No. 1 player in Texas by 247, the top-ranked athlete nationally and the No. 13 player nationally in the final Top247 ... No. 22 nationally in the 247Composite and the composite's No. 1 athlete and No. 3 player in Texas ... A four-star prospect by ESPN who is No. 36 in the ESPN 300 and the outlet's No. 4 athlete ... Rated as the No. 5 player in the Midlands Region by ESPN ... Rivals.com rated him as the No. 5 outside linebacker, the No. 37 player nationally and the No. 5 prep prospect in Texas ... A five-star player by PrepStar ... Selected to the magazine's Top 150 Dream Team and was rated as the No. 5 outside linebacker and the 37th-ranked player in the nation ... selected to the Under Armour All-America Game ... Named the 2018 SportsDayHS Utility Player of the Year after completing 8-of-9 passes for four touchdowns, rushing for 280 yards and 13 touchdowns while making 119 tackles on defense, including 10 for loss and eight sacks, to go with three interceptions, two of which were returned for touchdowns ... Threw five more touchdown passes in 2019 on just eight attempts while rushing for 326 yards and 10 scores ... Also caught 34 passes as a senior for 717 yards and 12 scores ... Finished with 48 rushing/receiving touchdowns in his career while throwing for 10 scores ... Finalist for the 2019 Landry Player of the Year, which goes to the top high school football player in North Texas ... Played for head coach Dave Henigan at Ryan High School in Denton, Texas ... Chose Alabama over Oklahoma while also considering LSU, Georgia, Notre Dame, Oregon and Penn State.

CAREER DEFENSIVE STATS AT ALABAMA

	GP/GS	UA	A	TOTAL	TFL	SACK	FF/FR	INT	QBH	PD
2020	13/0	4	5	9	0.0	0.0	0/0	0	1	0
2021	12/3	12	12	24	2.5	1.0	0/0	0	4	2
TOTAL	25/3	16	17	33	2.5	1.0	0/0	0	5	2



#16 ISAIAH SATEGNA

WR | 5-11 | 173 | Fr. | HS
Fayetteville, Ark. (Fayetteville HS)

HIGH SCHOOL: Consensus four-star prospect by 247Sports, Rivals and ESPN ... Member of Rivals250, coming in as the No. 159 overall prospect in the nation ... Top-rated prospect in the state of Arkansas and No. 29 wide receiver according to 247Sports ... No. 1 overall prospect in Arkansas and No. 24 wide receiver in the country by Rivals ... Played wide receiver for head coach and former Arkansas QB Casey Dick at Fayetteville High School ... 172 receptions for 3,261 yards and 25 touchdowns during his high school career, including 100 catches for a nation-leading 1,908 yards and 17 touchdowns as a senior for state runner-up Bulldogs ... Totaled six rushing attempts for 157 yards and three touchdowns on the ground in his career ... Also returned kickoffs, accumulating 484 total return yards (24.2 avg.) with one kickoff return touchdown during his high school career ... Competed in track & field at Fayetteville, checking in as the No. 4 prospect in the nation for the 2022 class by MileSplit ... Named 2021-22 Gatorade Arkansas Boys Track & Field Player of the Year ... **CHOSE ARKANSAS OVER:** Auburn, Baylor, Cincinnati, Colorado, Florida State, Oregon and others.

PERSONAL: Son of Mario and Dahlia Sategna ... Has one sister, Isabella ... Born July 11, 2003.



#38 MASON SCHUECK

LB | 6-2 | 219 | Fr. | HS
Little Rock, Ark. (Pulaski Academy)

HIGH SCHOOL: Helped lead Pulaski Academy in Little Rock, Ark., to a third straight state title in 2021 under head coach and former Razorback Anthony Lucas ... Made 75 tackles with 10 tackles for loss and a fumble recovery as a senior ... Joins Luke Jones as fellow Bruins on the Hogs' roster.



#22 DARYL SEARCY

RB | 6-0 | 192 | Fr. | HS
Little Rock, Ark. (Joe T. Robinson HS)

HIGH SCHOOL: Played at Joe T. Robinson HS in Little Rock, Ark., where he was teammates with fellow freshman E'Marion Harris ... Ran for 1,302 yards on 159 carries as a senior with 16 touchdowns ... Also caught 13 passes for 269 yards and four scores to go along with three kickoff returns for 37 yards ... As a defender, made 73 tackles with a pair of forced fumbles and one fumble recovery to help the Senators finish 14-1.



NEWCOMERS



#48 ELI STEIN

LS | 6-3 | 227 | Fr. | HS
Cambridge, Wis. (Cambridge HS)

HIGH SCHOOL: Consensus five-star prospect by Kohl's Kicking and Rubio Long Snapping ... Rated the No. 2 long snapper in the country by Kohl's Kicking ... No. 3 long snapper nationally per Rubio Long Snapping ... Played tight end and linebacker in addition to snapping for head coach Mike Klingbeil at Cambridge High School ... Team captain ... Also played basketball and competed in track & field ... **CHOSE ARKANSAS OVER:** Baylor, Illinois, Stanford, Wisconsin and others.

PERSONAL: Son of Jeff and Heide Stein ... Has one brother, Ezra, and two sisters, Elyssa and Emily ... Born April 11, 2004.



#8 TY WASHINGTON

TE | 6-4 | 247 | Fr. | HS
Leesburg, Ga. (Lee County HS)

HIGH SCHOOL: Enrolled early at Arkansas and participated in spring practices ... A consensus three-star prospect according to 247Sports, Rivals and ESPN ... Rated the No. 55 player in Georgia and the No. 29 tight end in the country by Rivals ... Played tight end and was a three-year starter for head coach Dean Fabrizio at Lee County High School ... Hauled in 22 receptions for 307 yards (14.0 ypc) and five touchdowns as a senior ... Named first team in Region 1-6A and helped the team to an 11-2 record and state quarterfinal appearance ... As a junior, made 17 catches for 258 yards (15.2 ypc) and 11 touchdowns ... Member of a 12-2 team that reached the state title game ... **CHOSE ARKANSAS OVER:** South Carolina, Tennessee, Nebraska, UCF, Georgia Tech and others.

PERSONAL: Son of Donta and Vanessa Washington ... Has one sister, Aiya ... Born June 8, 2004.



#34 HUNTER TALLEY

TE | 6-4 | 210 | Fr. | HS
Siloam Springs, Ark. (Siloam Springs HS)

HIGH SCHOOL: Joined team as a preferred walk-on out of Siloam Springs HS in Siloam Springs, Ark. ... Completed 163 of 301 passes for 2,236 yards, 17 touchdowns as a senior ... Also rushed 184 times for 1,158 yards and 19 touchdowns during senior campaign ... Held a 3.86 GPA and scored a 35 on the ACT ... Named Arkansas Democrat-Gazette Player of the Week after completing 25 of 40 passes for 335 yards and two touchdowns on Sept. 10 ... Also received interest from Arkansas State, Memphis, Air Force and others.



#32 DREW WINN

DB | 5-11 | 183 | R-Jr. | TR
Pea Ridge, Ark. (Pea Ridge HS/Pittsburg State)

PRIOR TO ARKANSAS: Attended Pitt State from 2018-19 ... Started the 2019 season opener against UCO (Sept. 5), carrying the ball four times for 23 yards ... Exercised a medical redshirt season after suffering an injury ... Redshirted in his initial season at Pitt State in 2018.



#41 KYLE THOMPSON

DL | 6-3 | 250 | Fr. | HS
Aledo, Texas (Aledo HS)

HIGH SCHOOL: Played defensive end at Aledo HS in Aledo, Texas, helping lead the Bearcats to a 12-1 mark and the third round of the state playoffs as a senior ... Made 49 stops (30 solo) with three sacks, 20 quarterback hurries and two fumble recoveries in his final year.

PERSONAL: Nickname is Boogie.



GAME 1: RICE

Rice (0-1).....17
Arkansas (1-0).....38

September 4, 2021 | Fayetteville, Ark.

Donald W. Reynolds Razorback Stadium | Time: 1 p.m. | Attendance: 64,065

TV: SECN+/ESPN+ > Mike Couzens (PBP), Dustin Fox (Analyst) and Tera Talmadge (Sideline)

RICE

RUSHING	ATT	GAIN	LOST	NET	TD	LONG	AVG
Khalan Griffin	13	36	1	35	0	7	2.7
Jordan Myers	10	26	3	23	1	7	2.3
Ari Broussard	6	19	0	19	0	5	3.2
Luke McCaffrey	4	9	1	8	0	5	2.0
Brendan Suckley	1	7	0	7	0	7	7.0
Cameron Montgomery	1	0	2	-2	0	0	-2.0
Wiley Green	4	2	11	-9	0	1	-2.2
TOTALS	39	99	18	81	1	7	2.1

PASSING	COMP	ATT	YDS	TD	INT	LONG	SACK
Wiley Green	12	25	3	152	1	41	2
Luke McCaffrey	5	10	0	75	0	35	0
TOTALS	17	35	3	227	1	41	2

RECEIVING	NO	YDS	TD	LONG
August Pitre III	4	97	1	41
Jake Bailey	4	47	0	20
Bradley Rozner	2	30	0	20
Jaeger Bull	2	14	0	10
Jordan Myers	2	11	0	11
Cedric Patterson III	1	15	0	15
Robert French	1	8	0	8
Jack Bradley	1	5	0	5
TOTALS	17	227	1	41

PUNTING	NO	YDS	AVG	LONG	120	50+	TB
Charlie Mendes	6	242	40.3	49	2	0	2

FIELD GOALS	MADE	ATT	LONG	KICKS
Collin Riccitielli	1	2	25	36x, 25

ARKANSAS

RUSHING	ATT	GAIN	LOST	NET	TD	LONG	AVG
Trelon Smith	22	102	0	102	1	20	4.6
K.J. Jefferson	9	102	13	89	2	38	9.9
Raheim Sanders	7	44	0	44	0	12	6.3
Dominique Johnson	4	16	0	16	1	7	4.0
Treyton Burks	1	0	2	-2	0	0	-2.0
Team	1	0	4	-4	0	0	-4.0
TOTALS	44	264	19	245	4	38	5.6

PASSING	COMP	ATT	YDS	TD	INT	LONG	SACK
K.J. Jefferson	12	21	1	128	1	31	2

RECEIVING	NO	YDS	TD	LONG
Treyton Burks	5	42	0	17
Tyson Morris	3	42	1	31
De'Vion Warren	2	14	0	10
Keltron Jackson Jr.	1	16	0	16
Blake Kern	1	14	0	14
TOTALS	12	128	1	31

PUNTING	NO	YDS	AVG	LONG	120	50+	TB
Reid Bauer	5	190	38.0	45	1	0	0
Team	1	0	0.0	0	0	0	0
TOTALS	6	190	31.7	45	1	0	0

FIELD GOALS	MADE	ATT	LONG	KICKS
Cam Little	1	1	34	34



Safety **JALEN CATALON** picked off a pair of passes and made 11 tackles to lead a stout Arkansas defense that produced three interceptions in the opener versus Rice.

SCORING SUMMARY

	1	2	3	4	FINAL
Rice	0	10	7	0	17
Arkansas	7	0	10	21	38

QTR. TEAM SCORING PLAY

1st	ARK	Jefferson 34 yd. run (Little kick), 8-80 2:32
2nd	RICE	Riccitielli 25 yd. field goal, 6-14 2:59
	RICE	Myers 1 yd. run (Riccitielli kick), 8-41 2:21
3rd	RICE	Pitre III 41 yd. pass from (Riccitielli kick), 2-56 0:48
	ARK	Jefferson 5 yd. run (Little kick), 6-57 2:10
	ARK	Little 34 yd. field goal, 11-65 4:24
4th	ARK	Smith 2 yd. run (Little kick), 3-4 1:07
	ARK	Morris 9 yd. pass from (Little kick), 4-68 1:47
	ARK	D. Johnson 3 yd. run (Little kick), 4-16 1:39

TEAM STATISTICS

	RICE	ARKANSAS
First Downs	19	18
Rushes-Yards (NET)	39-81	44-245
Passing Yards (NET)	227	128
Passes Att-Comp-Int	35-17-3	21-12-1
Total Offense (Plays-Yards)	74-308	65-373
Fumble Returns-Yards	0-0	0-0
Punt Returns-Yards	0-19	0-4
Kickoff Returns-Yards	1-16	4-108
Interception Returns-Yards	1-0	3-88
Punts (Number-Avg)	6-40.3	6-31.7
Fumbles-Lost	1-0	2-0
Penalties-Yards	10-60	13-117
Possession Time	33:54	26:06
Third-Down Conversions	4 of 16	3 of 11
Fourth-Down Conversions	1 of 2	0 of 1
Red-Zone Scores-Chances	2-4	5-5
Sacks By-Yards	2-0	2-0



GAME 2: TEXAS

#15/#15 Texas (1-1).....21
Arkansas (2-0).....40

September 11, 2021 | Fayetteville, Ark.

Donald W. Reynolds Razorback Stadium | Time: 6 p.m. | Attendance: 74,531

TV: ESPN > Joe Tessitore (PBP), Greg McElroy (Analyst) and Katie George (Sideline)

TEXAS

RUSHING	ATT	GAIN	LOST	NET	TD	LONG	AVG
Bijan Robinson	19	77	8	69	1	20	3.6
Casey Thompson	7	44	0	44	2	9	6.3
Hudson Card	8	23	10	13	0	5	1.6
Keilan Robinson	6	11	2	9	0	6	1.5
Roschon Johnson	1	3	0	3	0	3	3.0
TOTALS	41	158	20	138	3	20	3.4

PASSING	COMP	ATT	YDS	TD	INT	LONG	SACK
Hudson Card	8	15	0	61	0	25	3
Casey Thompson	5	8	0	57	0	16	0
TOTALS	13	23	0	118	0	25	3

RECEIVING	NO	YDS	TD	LONG
Jor Whittington	5	32	0	15
Xavier Worthy	2	41	0	25
Kelvontay Dixon	2	26	0	15
Roschon Johnson	2	15	0	9
Bijan Robinson	1	4	0	4
Juan Davis	1	0	0	0
TOTALS	13	118	0	25

PUNTING	NO	YDS	AVG	LONG	I20	50+	TB
Cameron Dicker	5	236	47.2	54	2	2	0
Team	1	0	0.0	0	0	0	0
TOTALS	6	236	39.3	54	2	2	0

ARKANSAS

RUSHING	ATT	GAIN	LOST	NET	TD	LONG	AVG
Trelon Smith	12	78	3	75	1	22	6.2
KJ Jefferson	10	75	2	73	0	34	7.3
AJ Green	7	68	1	67	1	30	9.6
Raheim Sanders	8	50	0	50	1	26	6.2
Dominique Johnson	6	45	1	44	1	19	7.3
Malik Hornsby	1	29	0	29	0	29	29.0
Josh Oglesby	1	2	0	2	0	2	2.0
Team	2	0	7	-7	0	0	-3.5
TOTALS	47	347	14	333	4	34	7.1

PASSING	COMP	ATT	YDS	TD	INT	LONG	SACK
KJ Jefferson	14	19	1	138	0	45	0

RECEIVING	NO	YDS	TD	LONG
Treyton Burks	5	37	0	20
Warren Thompson	3	21	0	11
Blake Kern	2	8	0	7
Tyson Morris	1	45	0	45
Trelon Smith	1	10	0	10
AJ Green	1	9	0	9
De'Vion Warren	1	8	0	8
TOTALS	14	138	0	45

PUNTING	NO	YDS	AVG	LONG	I20	50+	TB
Reid Bauer	2	80	40.0	47	0	0	0

FIELD GOALS	MADE	ATT	LONG	KICKS
Cam Little	4	4	44	24, 24, 44, 22



Linebacker **HAYDEN HENRY** fueled a fiery Arkansas defense that did not allow a play longer than 25 yards in the win. Henry made a career-best 15 tackles with 2.5 TFLs to earn Walter Camp Defensive Player of the Week honors.

SCORING SUMMARY

	1	2	3	4	FINAL
Texas	0	0	7	14	21
Arkansas	3	13	17	7	40

QTR. TEAM SCORING PLAY

1st	ARK	Little 24 yd. field goal, 12-57 5:29
2nd	ARK	D. Johnson 5 yd. run (Little kick), 7-66 2:48
	ARK	Little 24 yd. field goal, 4-12 1:15
	ARK	Little 44 yd. field goal, 7-53 3:02
3rd	TEX	B. Robinson 1 yd. run (Dicker kick), 6-26 2:31
	ARK	T. Smith 1 yd. run (Cam Little kick), 6-81 1:56
	ARK	Little 22 yd. field goal, 10-38 4:05
	ARK	Sanders 26 yd. run (Little kick), 1-32 0:10
4th	TEX	Thompson 5 yd. run (Dicker kick), 10-75 3:17
	ARK	Green 30 yd. run (Little kick), 8-75 5:06
	TEX	Thompson 2 yd. run (Dicker kick), 14-75 6:01

TEAM STATISTICS

	TEXAS	ARKANSAS
First Downs	15	21
Rushes-Yards (NET)	41-138	47-333
Passing Yards (NET)	118	138
Passes Att-Comp-Int	23-13-0	19-14-1
Total Offense (Plays-Yards)	64-256	66-471
Fumble Returns-Yards	0-0	1-6
Punt Returns-Yards	0-0	2-9
Kickoff Returns-Yards	2-38	1-19
Interception Returns-Yards	1-9	0-0
Punts (Number-Avg)	6-39.3	2-40.0
Fumbles-Lost	2-1	1-0
Penalties-Yards	4-20	4-40
Possession Time	28:57	31:03
Third-Down Conversions	4 of 13	5 of 12
Fourth-Down Conversions	1 of 2	1 of 1
Red-Zone Scores-Chances	3-3	5-6
Sacks By-Yards	0-0	3-13



GAME 3: GEORGIA SOUTHERN

Georgia Southern (1-2).....10
#20/#24 Arkansas (3-0).....45

September 18, 2021 | Fayetteville, Ark.

Donald W. Reynolds Razorback Stadium | Time: 3 p.m. | Attendance: 66,311

TV: SECN > Dave Neal (PBP), Deuce McAllister (Analyst) and Andraya Carter (Sideline)

GEORGIA SOUTHERN

RUSHING	ATT	GAIN	LOST	NET	TD	LONG	AVG
Justin Tomlin	10	94	29	65	1	76	6.5
Logan Wright	9	37	0	37	0	8	4.1
Gerald Green	8	22	2	20	0	19	2.5
Khaleb Hood	4	20	0	20	0	9	5.0
Jalen White	4	10	0	10	0	4	2.5
TOTALS	35	183	31	152	1	76	4.3

PASSING	COMP	ATT	YDS	TD	INT	LONG	SACK
Justin Tomlin	11	23	0	65	0	14	2
Cam Ransom	2	5	0	16	0	10	0
TOTALS	13	28	0	81	0	14	2

RECEIVING	NO	YDS	TD	LONG
Khaleb Hood	6	42	0	14
Logan Wright	2	15	0	9
Beau Johnson	2	1	0	1
Dexter Carter Jr.	1	10	0	10
Jalen White	1	10	0	10
Amare Jones	1	3	0	3
TOTALS	13	81	0	14

PUNTING	NO	YDS	AVG	LONG	I20	50+	TB
Anthony Beck II	10	480	48.0	59	4	4	1

FIELD GOALS	MADE	ATT	LONG	KICKS
Alex Raynor	1	1	32	32

ARKANSAS

RUSHING	ATT	GAIN	LOST	NET	TD	LONG	AVG
Dominique Johnson	5	72	0	72	1	48	14.4
Raheim Sanders	10	45	2	43	0	11	4.3
Trelon Smith	8	40	1	39	1	13	4.9
AJ Green	7	37	0	37	0	17	5.3
Malik Hornsby	5	32	10	22	1	13	4.4
Javion Hunt	4	19	0	19	0	11	4.8
KJ Jefferson	5	21	3	18	0	17	3.6
Josh Oglesby	3	17	0	17	0	9	5.7
Treyton Burks	1	2	0	2	0	2	2.0
TOTALS	48	285	16	269	3	48	5.6

PASSING	COMP	ATT	YDS	TD	INT	LONG	SACK
KJ Jefferson	13	23	0	366	3	91	0
Malik Hornsby	1	1	0	-2	0	0	0
John Step Jones	0	1	0	0	0	0	0
TOTALS	14	25	0	364	3	91	0

RECEIVING	NO	YDS	TD	LONG
Treyton Burks	3	127	1	91
De'Vion Warren	3	67	0	44
Tyson Morris	2	61	1	47
AJ Green	2	20	0	18
Jaquayln Crawford	2	8	0	10
Warren Thompson	1	60	1	60
Blake Kern	1	21	0	21
TOTALS	14	364	3	91

PUNTING	NO	YDS	AVG	LONG	I20	50+	TB
Reid Bauer	5	217	43.4	60	1	1	0

FIELD GOALS	MADE	ATT	LONG	KICKS
Cam Little	1	1	25	25



Quarterback **KJ JEFFERSON** passed for a career-high 366 yards and three TDs in leading the Razorbacks to the eighth-most total yards in school history with 633 in the team's third straight win to open the year.

SCORING SUMMARY

	1	2	3	4	FINAL
Georgia Southern	0	10	0	0	10
Arkansas	14	10	14	7	45

QTR. TEAM SCORING PLAY

1st	ARK	T. Smith 13 yd. run (Little kick), 4-73 1:12
	ARK	D. Johnson 11 yd. run (Little kick), 15-94 6:30
2nd	ARK	T. Morris 14 yd. pass from KJ Jefferson (Little kick), 7-99 1:56
	GS	Tomlin 76 yd. run (Raynor kick), 3-75 1:20
	ARK	Little 25 yd. field goal, 7-73 2:48
	GS	Raynor 32 yd. field goal, 12-60 2:23
3rd	ARK	W. Thompson 60 yd. pass from KJ Jefferson (Little kick), 4-80 1:27
	ARK	Burks 91 yd. pass from KJ Jefferson (Little kick), 1-91 0:14
4th	ARK	Hornsby 6 yd. run (Little kick), 12-66 5:37

TEAM STATISTICS

	GEORGIA SOUTHERN	ARKANSAS
First Downs	11	27
Rushes-Yards (NET)	35-152	48-269
Passing Yards (NET)	81	364
Passes Att-Comp-Int	28-13-0	25-14-0
Total Offense (Plays-Yards)	63-233	73-633
Fumble Returns-Yards	0-0	0-0
Punt Returns-Yards	0-0	3-13
Kickoff Returns-Yards	0-0	2-36
Interception Returns-Yards	0-0	0-0
Punts (Number-Avg)	10-48.0	5-43.4
Fumbles-Lost	2-0	0-0
Penalties-Yards	8-50	9-93
Possession Time	26:54	33:06
Third-Down Conversions	5 of 18	7 of 15
Fourth-Down Conversions	1 of 2	1 of 1
Red-Zone Scores-Chances	1-1	5-5
Sacks By-Yards	0-0	2-13



GAME 4: VS. TEXAS A&M

#7/#5 Texas A&M (3-1, 0-1)10
#16/#18 Arkansas (4-0, 1-0).....20

September 25, 2021 | Arlington, Texas

AT&T Stadium | Time: 2:30 p.m. | Attendance: 57,992

TV: CBS > Brad Nessler (PBP), Gary Danielson (Analyst) and Jamie Erdahl (Sideline)

TEXAS A&M

RUSHING	ATT	GAIN	LOST	NET	TD	LONG	AVG
Isaiah Spiller	12	103	8	95	1	67	7.9
Devon Achane	5	24	0	24	0	8	4.8
Zach Calzada	5	16	14	2	0	11	0.4
Team	1	0	0	0	0	0	0.0
TOTALS	23	143	22	121	1	67	5.3

PASSING	COMP	ATT	YDS	TD	INT	LONG	SACK
Zach Calzada	20	36	1	151	0	23	3

RECEIVING	NO	YDS	TD	LONG
Devon Achane	6	18	0	14
Isaiah Spiller	5	26	0	19
Jalen Preston	3	33	0	11
Ainias Smith	2	35	0	23
Demond Demas	2	13	0	8
Jalen Wydermyer	1	18	0	18
Max Wright	1	8	0	8
TOTALS	20	151	0	23

PUNTING	NO	YDS	AVG	LONG	I20	50+	TB
Nik Constantinou	8	366	45.8	57	5	3	1

FIELD GOALS	MADE	ATT	LONG	KICKS
Seth Small	1	1	49	49

ARKANSAS

RUSHING	ATT	GAIN	LOST	NET	TD	LONG	AVG
Trelon Smith	17	88	6	82	0	19	4.8
KJ Jefferson	8	55	5	50	0	19	6.2
Raheim Sanders	6	27	0	27	0	12	4.5
Dominique Johnson	6	24	5	19	0	16	3.2
Treyton Burks	1	14	0	14	0	14	14.0
Malik Hornsby	6	25	13	12	0	16	2.0
AJ Green	3	3	5	-2	0	3	-0.7
Team	2	0	5	-5	0	0	-2.5
TOTALS	49	236	39	197	0	19	4.0

PASSING	COMP	ATT	YDS	TD	INT	LONG	SACK
KJ Jefferson	7	15	0	212	2	85	1
Malik Hornsby	1	3	0	7	0	7	1
Warren Thompson	1	1	0	27	0	27	0
TOTALS	9	19	0	246	2	85	2

RECEIVING	NO	YDS	TD	LONG
Treyton Burks	6	167	1	85
AJ Green	1	48	1	48
Tyson Morris	1	21	0	21
Warren Thompson	1	10	0	10
TOTALS	9	246	2	85

PUNTING	NO	YDS	AVG	LONG	I20	50+	TB
Reid Bauer	6	240	40.0	45	2	0	0

FIELD GOALS	MADE	ATT	LONG	KICKS
Cam Little	2	2	46	46, 24



THE ARKANSAS OFFENSIVE LINE paved the way for 197 yards on the ground against Texas A&M's No. 1 ranked rush defense in the Hogs' first win against the Aggies since 2011.

SCORING SUMMARY

	1	2	3	4	FINAL
Texas A&M	0	3	7	0	10
Arkansas	10	7	0	3	20

QTR. TEAM SCORING PLAY

1st	ARK	Little 46 yd. field goal, 8-57 3:17
	ARK	Burks 85 yd. pass from KJ Jefferson (Little kick), 1-80 0:11
2nd	ARK	AJ Green 48 yd. pass from KJ Jefferson (Little kick), 4-82 1:22
	TAMU	Small 49 yd. field goal, 9-46 2:08
3rd	TAMU	Spiller 67 yd. run (Small kick), 3-75 1:16
4th	ARK	Little 24 yd. field goal, 9-42 3:21

TEAM STATISTICS

	TEXAS A&M	ARKANSAS
First Downs	16	20
Rushes-Yards (NET)	23-121	49-197
Passing Yards (NET)	151	246
Passes Att-Comp-Int	36-20-1	19-9-0
Total Offense (Plays-Yards)	59-272	68-443
Fumble Returns-Yards	0-0	0-0
Punt Returns-Yards	0-0	3-3
Kickoff Returns-Yards	1-32	0-0
Interception Returns-Yards	0-0	1-0
Punts (Number-Avg)	8-45.8	6-40.0
Fumbles-Lost	1-0	2-0
Penalties-Yards	11-75	10-65
Possession Time	29:10	30:50
Third-Down Conversions	4 of 14	3 of 13
Fourth-Down Conversions	0 of 1	0 of 1
Red-Zone Scores-Chances	0-0	1-2
Sacks By-Yards	2-13	3-14



GAME 5: AT GEORGIA

#8/#11 Arkansas (4-1, 1-1)..... 0
 #2/#2 Georgia (5-0, 3-0)..... 37

October 2, 2021 | Athens, Ga.

Sanford Stadium | Time: 11:00 a.m. | Attendance: 92,746

TV: ESPN > Chris Fowler (PBP), Kirk Herbstreit (Analyst) and Holly Rowe (Sideline)

ARKANSAS

RUSHING	ATT	GAIN	LOST	NET	TD	LONG	AVG
AJ Green	6	28	0	28	0	10	4.7
Raheim Sanders	6	21	0	21	0	10	3.5
Malik Hornsby	4	17	6	11	0	11	2.8
Dominique Johnson	2	6	0	6	0	4	3.0
KJ Jefferson	8	27	22	5	0	14	0.6
Trelon Smith	3	4	0	4	0	2	1.3
TOTALS	29	103	28	75	0	14	2.6

PASSING	COMP	ATT	YDS	TD	INT	LONG	SACK
KJ Jefferson	8	13	0	65	0	22	3
Malik Hornsby	2	3	0	22	0	19	1
TOTALS	10	16	0	87	0	22	4

RECEIVING	NO	YDS	TD	LONG
Treyton Burks	3	10	0	5
Warren Thompson	2	12	0	6
Raheim Sanders	1	22	0	22
J.D. White	1	19	0	19
Blake Kern	1	18	0	18
Tyson Morris	1	9	0	9
AJ Green	1	-3	0	0
TOTALS	10	87	0	22

PUNTING	NO	YDS	AVG	LONG	I20	50+	TB
Reid Bauer	7	296	42.3	53	3	1	0
Team	1	0	0.0	0	0	0	0
TOTALS	8	296	37.0	53	3	1	0

FIELD GOALS	MADE	ATT	LONG	KICKS
Cam Little	0	1	-	37x

GEORGIA


RUSHING	ATT	GAIN	LOST	NET	TD	LONG	AVG
James Cook	12	87	0	87	0	24	7.2
Zamir White	16	68	0	68	2	15	4.2
Kenny McIntosh	10	60	3	57	0	15	5.7
Kendall Milton	12	49	1	48	1	11	4.0
Stetson Bennett	3	16	0	16	0	9	5.3
Daijun Edwards	3	0	3	-3	0	0	-1.0
TOTALS	56	280	7	273	3	24	4.9

PASSING	COMP	ATT	YDS	TD	INT	LONG	SACK
Stetson Bennett	7	11	0	72	0	27	0

RECEIVING	NO	YDS	TD	LONG
Ladd McConkey	3	27	0	16
Kenny McIntosh	1	27	0	27
Kearis Jackson	1	7	0	7
Jackson Meeks	1	6	0	6
Jermaine Burton	1	5	0	5
TOTALS	7	72	0	27

PUNTING	NO	YDS	AVG	LONG	I20	50+	TB
Jake Camarda	2	87	43.5	47	0	0	0

FIELD GOALS	MADE	ATT	LONG	KICKS
Jack Podlesny	3	3	46	46, 30, 37



Linebacker **GRANT MORGAN** led the Razorbacks with 12 tackles, including 1.0 TFL, in the loss at No. 2 Georgia.

SCORING SUMMARY

	1	2	3	4	FINAL
Arkansas	0	0	0	0	0
Georgia	21	3	3	10	37

QTR. TEAM SCORING PLAY

1st	UGA	Z. White 3 yd. run (Podlesny kick), 9-75 4:14
	UGA	K. Milton 1 yd. run (Podlesny kick), 9-56 4:46
	UGA	Z. White 0 yd. blocked punt return (Podlesny kick)
2nd	UGA	Podlesny 46 yd. field goal, 9-51 4:39
3rd	UGA	Podlesny 30 yd. field goal, 10-33 4:27
4th	UGA	Z. White 15 yd. run (Podlesny kick), 11-93 5:50
	UGA	Podlesny 37 yd. field goal, 10-42 6:40

TEAM STATISTICS

	ARKANSAS	GEORGIA
First Downs	9	22
Rushes-Yards (NET)	29-75	56-273
Passing Yards (NET)	87	72
Passes Att-Comp-Int	16-10-0	11-7-0
Total Offense (Plays-Yards)	45-162	67-345
Fumble Returns-Yards	0-0	0-0
Punt Returns-Yards	1-10	4-8
Kickoff Returns-Yards	2-15	0-0
Interception Returns-Yards	0-0	0-0
Punts (Number-Avg)	8-37.0	2-43.5
Fumbles-Lost	3-0	0-0
Penalties-Yards	13-101	6-40
Possession Time	23:28	36:32
Third-Down Conversions	3 of 12	4 of 12
Fourth-Down Conversions	0 of 0	2 of 2
Red-Zone Scores-Chances	0-1	5-5
Sacks By-Yards	0-0	4-25



GAME 6: AT OLE MISS

#13/#16 Arkansas (4-2, 1-2)	51
#17/#17 Ole Miss (4-1, 1-1)	52

October 9, 2021 | Oxford, Miss.
Vaught-Hemingway Stadium | Time: 11:00 a.m. | Attendance: 60,256
TV: ESPN > Joe Tessitore (PBP), Greg McElroy (Analyst) and Katie George (Sideline)

ARKANSAS

RUSHING	ATT	GAIN	LOST	NET	TD	LONG	AVG
Raheim Sanders	17	139	0	139	0	42	8.2
Trelon Smith	11	86	1	85	1	19	7.7
KJ Jefferson	20	95	10	85	3	11	4.2
Dominique Johnson	4	19	0	19	0	9	4.8
AJ Green	3	16	0	16	0	11	5.3
De'Vion Warren	1	11	0	11	0	11	11.0
Treyton Burks	1	1	0	1	0	1	1.0
Malik Hornsby	1	0	6	-6	0	0	-6.0
TOTALS	58	367	17	350	4	42	6.0

PASSING	COMP	ATT	YDS	TD	INT	LONG	SACK
KJ Jefferson	25	35	1	326	3	46	1

RECEIVING	NO	YDS	TD	LONG
Treyton Burks	7	136	1	37
Trey Knox	5	37	1	15
Warren Thompson	4	76	1	46
Raheim Sanders	3	26	0	16
Tyson Morris	3	26	0	15
De'Vion Warren	1	12	0	12
Dominique Johnson	1	11	0	11
Trelon Smith	1	2	0	2
TOTALS	25	326	3	46

PUNTING	NO	YDS	AVG	LONG	I20	50+	TB
Reid Bauer	2	90	45.0	53	0	1	0

FIELD GOALS	MADE	ATT	LONG	KICKS
Cam Little	1	2	31	50x, 31

OLE MISS

RUSHING	ATT	GAIN	LOST	NET	TD	LONG	AVG
Henry Parrish Jr.	18	113	2	111	0	33	6.2
Snoop Conner	12	112	2	110	3	51	9.2
Matt Corral	15	96	2	94	2	13	6.3
Jahcour Pearson	2	7	0	7	0	6	3.5
John Rhys Plumlee	1	4	0	4	0	4	4.0
Kentrel Bullock	1	0	2	-2	0	0	-2.0
TOTALS	49	332	8	324	5	51	6.6

PASSING	COMP	ATT	YDS	TD	INT	LONG	SACK
Matt Corral	14	21	0	287	2	68	0

RECEIVING	NO	YDS	TD	LONG
Braylon Sanders	2	127	1	68
Dontar Drummond	2	78	1	67
John Rhys Plumlee	2	32	0	26
Chase Rogers	2	22	0	14
Jahcour Pearson	2	12	0	8
Dannis Jackson	1	10	0	10
Hen Parrish Jr.	1	3	0	3
Kentrel Bullock	1	2	0	2
Snoop Conner	1	1	0	1
TOTALS	14	287	2	68

PUNTING	NO	YDS	AVG	LONG	I20	50+	TB
Mac Brown	3	132	44.0	50	1	1	0

FIELD GOALS	MADE	ATT	LONG	KICKS
Caden Costa	1	1	50	50



Quarterback **KJ JEFFERSON** was the best QB on the field in Oxford, passing for 326 yards and three TDs while adding three more TDs on the ground with 85 yards rushing to account for six scores and 411 total yards.

SCORING SUMMARY

	1	2	3	4	FINAL
Arkansas	7	7	17	20	51
Ole Miss	0	21	10	21	52

QTR.	TEAM	SCORING PLAY
1st	ARK	KJ Jefferson 5 yd. run (Little kick), 15-82 6:55
2nd	MISS	Corral 5 yd. run (Costa kick failed), 17-75 5:42
	ARK	Smith 14 yd. run (Little kick), 9-75 3:03
	MISS	Drummond 67 yd. pass from Corral (Corral rush), 2-83 0:33
	MISS	Corral 7 yd. run (Costa kick), 9-68 2:39
3rd	MISS	Costa 50 yd. field goal, 8-42 3:22
	ARK	Knox 3 yd. pass from KJ Jefferson (Little kick), 9-75 4:00
	ARK	Little 31 yd. field goal, 5-20 1:53
	MISS	Conner 51 yd. run (Costa kick), 3-79 0:44
	ARK	KJ Jefferson 6 yd. run (Little kick), 4-75 1:52
4th	MISS	Conner 34 yd. run (Costa kick), 10-75 3:29
	ARK	Burks 20 yd. pass from KJ Jefferson (Little kick), 4-86 1:52
	MISS	Conner 1 yd. run (Costa kick), 7-75 2:11
	ARK	KJ Jefferson 10 yd. run (Little kick), 8-65 2:37
	MISS	Sanders 68 yd. pass from Corral (Costa kick), 2-75 0:15
	ARK	Thompson 9 yd. pass from KJ Jefferson (Burks pass failed), 9-75 1:07

TEAM STATISTICS

	ARKANSAS	OLE MISS
First Downs	38	22
Rushes-Yards (NET)	58-350	49-324
Passing Yards (NET)	326	287
Passes Att-Comp-Int	35-25-1	21-14-0
Total Offense (Plays-Yards)	93-676	70-611
Fumble Returns-Yards	0-0	0-0
Punt Returns-Yards	1-4	1-30
Kickoff Returns-Yards	3-60	2-32
Interception Returns-Yards	0-0	1-0
Punts (Number-Avg)	2-45.0	3-44.0
Fumbles-Lost	3-1	0-0
Penalties-Yards	4-25	8-75
Possession Time	35:35	24:25
Third-Down Conversions	7 of 13	5 of 14
Fourth-Down Conversions	2 of 2	4 of 5
Red-Zone Scores-Chances	8-8	3-3
Sacks By-Yards	0-0	1-7



GAME 7: AUBURN

Auburn (5-2, 2-1) 38
 #17/#17 Arkansas (4-3, 1-3) 23

October 16, 2021 | Fayetteville, Ark.

Donald W. Reynolds Razorback Stadium | Time: 11:00 a.m. | Attendance: 73,370

TV: CBS > Noah Eagle (PBP), Aaron Murray/Rick Neuheisel (Analyst) and Jenny Dell (Sideline)

AUBURN

RUSHING	ATT	GAIN	LOST	NET	TD	LONG	AVG
Tank Bigsby	18	69	1	68	1	17	3.8
Bo Nix	5	44	2	42	1	23	8.4
Jarquez Hunter	10	28	1	27	0	8	2.7
Team	2	0	2	-2	0	0	-1.0
TOTALS	35	141	6	135	2	23	3.9

PASSING	COMP	ATT	YDS	TD	INT	LONG	SACK
Bo Nix	21	26	1	292	2	71	0

RECEIVING	NO	YDS	TD	LONG
Shedric Jackson	5	61	0	21
Luke Deal	4	19	0	6
Kobe Hudson	3	29	0	11
Demet Robertson	2	81	1	71
Landen King	2	23	0	19
Ja'Varr Johnson	1	39	1	39
John Sa Shenker	1	12	0	12
Tyler Fromm	1	11	0	11
Tank Bigsby	1	10	0	10
Malcolm Johnson Jr.	1	7	0	7
TOTALS	27	292	2	71

PUNTING	NO	YDS	AVG	LONG	I20	50+	TB
Oscar Chapman	4	191	47.8	57	1	2	1

FIELD GOALS	MADE	ATT	LONG	KICKS
Anders Carson	1	1	29	29

ARKANSAS

RUSHING	ATT	GAIN	LOST	NET	TD	LONG	AVG
KJ Jefferson	18	85	19	66	0	20	3.7
Raheim Sanders	16	65	1	64	0	14	4.0
Trelon Smith	10	51	3	48	0	10	4.8
Dominique Johnson	6	42	0	42	1	17	7.0
AJ Green	4	13	1	12	0	7	3.0
TOTALS	54	256	24	232	1	20	4.3

PASSING	COMP	ATT	YDS	TD	INT	LONG	SACK
KJ Jefferson	21	35	0	228	2	30	3

RECEIVING	NO	YDS	TD	LONG
Treyton Burks	9	109	2	30
Tyson Morris	3	32	0	19
Warren Thompson	2	27	0	16
Hudson Henry	2	22	0	19
Dominique Johnson	2	16	0	9
Blake Kern	1	16	0	16
Raheim Sanders	1	7	0	7
Ketron Jackson Jr.	1	-1	0	0
TOTALS	27	228	2	30

PUNTING	NO	YDS	AVG	LONG	I20	50+	TB
Reid Bauer	3	113	37.7	43	1	0	0

FIELD GOALS	MADE	ATT	LONG	KICKS
Cam Little	1	2	44	53x, 44



Wide receiver **TREYTON BURKS** caught a season-best nine passes for 109 yards and two touchdowns to match a career-best for TDs in a single game. His 100+ yards gave him two straight and four of his last five games.

SCORING SUMMARY

	1	2	3	4	FINAL
Auburn	7	7	14	10	38
Arkansas	3	7	13	0	23

QTR. TEAM SCORING PLAY

1st	AU	Johnson 39 yd. pass from Nix (Carlson kick), 6-75 2:44
	ARK	Little 44 yd. field goal, 11-49 4:39
2nd	AU	Bigsby 1 yd. run (Carlson kick), 9-65 4:18
	ARK	Burks 11 yd. pass from KJ Jefferson (Little kick), 12-84 2:35
3rd	ARK	Burks 30 yd. pass from KJ Jefferson (Little kick), 6-75 2:30
	AU	Harris 0 yd. fumble recovery (Carlson kick)
	AU	Robertson 71 yd. pass from Nix (Carlson kick), 1-71 0:11
	ARK	D. Johnson 10 yd. run (Burks pass failed), 13-75 4:16
4th	AU	Carlson 29 yd. field goal, 9-63 0:00
	AU	Nix 23 yd. run (Carlson kick), 12-75 6:11

TEAM STATISTICS

	AUBURN	ARKANSAS
First Downs	20	29
Rushes-Yards (NET)	35-135	54-232
Passing Yards (NET)	292	228
Passes Att-Comp-Int	26-21-1	35-21-0
Total Offense (Plays-Yards)	61-427	89-460
Fumble Returns-Yards	0-0	0-0
Punt Returns-Yards	1-8	1-4
Kickoff Returns-Yards	0-0	1-31
Interception Returns-Yards	0-0	1-(-3)
Punts (Number-Avg)	4-47.8	3-37.7
Fumbles-Lost	0-0	1-1
Penalties-Yards	6-49	4-41
Possession Time	30:03	29:57
Third-Down Conversions	4 of 10	10 of 19
Fourth-Down Conversions	0 of 0	0 of 3
Red-Zone Scores-Chances	2-2	2-3
Sacks By-Yards	3-19	0-0



GAME 8: UAPB

UAPB (1-6, 0-4) 3
Arkansas (5-3, 1-3)..... 45

October 23, 2021 | Little Rock, Ark.

War Memorial Stadium | Time: 11:00 a.m. | Attendance: 42,576

TV: SECN > Dave Neal (PBP), Deuce McAllister (Analyst) and Andraya Carter (Sideline)

UAPB

RUSHING	ATT	GAIN	LOST	NET	TD	LONG	AVG
Kierre Crossley	13	51	12	39	0	28	3.0
Skyler Perry	11	42	15	27	0	12	2.5
Dalyn Hill	2	20	0	20	0	15	10.0
Xzavier Vaughn	4	19	7	12	0	15	3.0
Kayvon Britten	5	9	0	9	0	4	1.8
Omar Allen	2	5	1	4	0	5	2.0
TOTALS	37	146	35	111	0	28	3.0

PASSING	COMP	ATT	YDS	TD	INT	LONG	SACK
Skyler Perry	7	17	1	107	0	42	2
Xzavier Vaughn	1	4	1	5	0	5	1
TOTALS	8	21	2	112	0	42	3

RECEIVING	NO	YDS	TD	LONG
Daemon Dawkins	2	49	0	42
Trey Harrell	2	11	0	6
Kierre Crossley	2	7	0	6
Dalyn Hill	1	32	0	32
Josh Wilkes	1	13	0	13
TOTALS	8	112	0	42

PUNTING	NO	YDS	AVG	LONG	I20	50+	TB
Josh Sanchez	8	328	41.0	47	2	0	0

FIELD GOALS	MADE	ATT	LONG	KICKS
Zach Piwniczka	1	2	32	37x, 32

ARKANSAS

RUSHING	ATT	GAIN	LOST	NET	TD	LONG	AVG
Dominique Johnson	6	91	0	91	0	34	15.2
Treyton Burks	2	56	0	56	1	49	28.0
Raheim Sanders	9	46	0	46	0	9	5.1
AJ Green	9	44	8	36	0	29	4.0
KJ Jefferson	3	33	0	33	0	11	11.0
Trelon Smith	7	27	3	24	0	8	3.4
De'Vion Warren	1	5	0	5	0	5	5.0
Malik Hornsby	3	18	17	1	0	15	0.3
T.J. Hammonds	1	0	1	-1	0	0	-1.0
TOTALS	41	320	29	291	1	49	7.1

PASSING	COMP	ATT	YDS	TD	INT	LONG	SACK
KJ Jefferson	10	17	0	194	4	39	0
Malik Hornsby	1	5	0	19	0	19	1
TOTALS	11	22	0	213	4	39	1

RECEIVING	NO	YDS	TD	LONG
Treyton Burks	4	89	2	39
De'Vion Warren	3	51	0	26
Blake Kern	2	25	1	18
Keltron Jackson Jr.	1	29	1	29
Jaquayln Crawford	1	19	0	19
TOTALS	11	213	4	39

PUNTING	NO	YDS	AVG	LONG	I20	50+	TB
Reid Bauer	3	142	47.3	56	0	1	1

FIELD GOALS	MADE	ATT	LONG	KICKS
Cam Little	1	1	31	31



Wide receiver **TREYTON BURKS** scored three touchdowns in the first half in the win over UAPB in Little Rock, hauling in two TD passes and scoring the first rushing TD of his career on a 49-yard run in the 1st quarter.

SCORING SUMMARY

	1	2	3	4	FINAL
UAPB	0	0	0	3	3
Arkansas	17	28	0	0	45

QTR. TEAM SCORING PLAY

1st	ARK	Kern 18 yd. pass from KJ Jefferson (Little kick), 6-65 1:22
	ARK	Burks 49 yd. run (Little kick), 1-49 0:09
	ARK	Little 31 yd. field goal, 12-71 3:21
2nd	ARK	Burks 18 yd. pass from KJ Jefferson (Little kick), 7-95 1:44
	ARK	Parodi 80 yd. punt return (Little kick)
	ARK	K. Jackson Jr. 29 yd. pass from KJ Jefferson (Little kick), 3-68 0:47
	ARK	Treyton Burks 39 yd. pass from KJ Jefferson (Little kick), 4-45 0:46
4th	UAPB	Piwniczka 32 yd. field goal, 9-61 5:19

TEAM STATISTICS

	UAPB	ARKANSAS
First Downs	12	26
Rushes-Yards (NET)	37-111	41-291
Passing Yards (NET)	112	213
Passes Att-Comp-Int	21-8-2	22-11-0
Total Offense (Plays-Yards)	58-223	63-504
Fumble Returns-Yards	0-0	0-0
Punt Returns-Yards	0-0	5-141
Kickoff Returns-Yards	0-0	0-(-3)
Interception Returns-Yards	0-0	2-14
Punts (Number-Avg)	8-41.0	3-47.3
Fumbles-Lost	0-0	4-2
Penalties-Yards	4-30	9-76
Possession Time	36:18	23:42
Third-Down Conversions	1 of 13	2 of 9
Fourth-Down Conversions	0 of 1	1 of 2
Red-Zone Scores-Chances	1-3	3-3
Sacks By-Yards	1-11	3-20



GAME 9: MISSISSIPPI STATE

RV/RV/#17 Mississippi State (5-4, 3-3).....28
Arkansas (6-3, 2-3).....31

November 6, 2021 | Fayetteville, Ark.

Donald W. Reynolds Razorback Stadium | Time: 3 p.m. | Attendance: 68,818

TV: SECN > Tom Hart (PBP), Jordan Rodgers (Analyst) and Cole Cubelic (Sideline)

MISSISSIPPI STATE

RUSHING	ATT	GAIN	LOST	NET	TD	LONG	AVG
Jo'quavious Marks	11	40	0	40	0	9	3.6
Dillon Johnson	8	31	0	31	0	9	3.9
Will Rogers	7	7	9	-2	0	2	-0.3
TOTALS	26	78	9	69	0	9	2.7

PASSING	COMP	ATT	YDS	TD	INT	LONG	SACK
Will Rogers	36	48	1	417	4	42	3

RECEIVING	NO	YDS	TD	LONG
Makai Polk	8	117	0	42
Jo'quavious Marks	6	46	1	15
Dillon Johnson	5	12	0	5
Austin Williams	4	72	0	28
Rara Thomas	4	63	2	37
J.J. Jernighan	4	28	0	15
Christian Ford	3	65	0	29
Jamire Calvin	1	11	0	11
Jaden Walley	1	3	1	3
TOTALS	36	417	4	42

PUNTING	NO	YDS	AVG	LONG	I20	50+	TB
Archer Trafford	2	88	44.0	44	0	0	0

FIELD GOALS	MADE	ATT	LONG	KICKS
Brandon Ruiz	0	2	-	23x, 46x
Nolan McCord	0	1	-	40x

ARKANSAS

RUSHING	ATT	GAIN	LOST	NET	TD	LONG	AVG
Dominique Johnson	17	108	1	107	2	24	6.3
Treyton Burks	3	43	4	39	0	26	13.0
Raheim Sanders	8	26	0	26	0	11	3.2
Trelon Smith	5	17	0	17	0	6	3.4
KJ Jefferson	11	28	14	14	0	8	1.3
Team	1	0	1	-1	0	0	-1.0
TOTALS	45	222	20	202	2	26	4.5

PASSING	COMP	ATT	YDS	TD	INT	LONG	SACK
KJ Jefferson	19	23	0	191	1	25	3
Treyton Burks	0	1	0	0	0	0	0
De'Vion Warren	0	1	0	0	0	0	0
TOTALS	19	25	0	191	1	25	3

RECEIVING	NO	YDS	TD	LONG
Treyton Burks	5	63	1	25
Trey Knox	4	26	0	13
Raheim Sanders	3	41	0	24
Tyson Morris	3	38	0	19
Warren Thompson	2	12	0	7
Dominique Johnson	1	7	0	7
Hudson Henry	1	4	0	4
TOTALS	19	191	1	25

PUNTING	NO	YDS	AVG	LONG	I20	50+	TB
Reid Bauer	2	101	50.5	56	0	1	1

FIELD GOALS	MADE	ATT	LONG	KICKS
Cam Little	3	4	51	46, 48, 51, 42x



Running back **DOMINIQUE JOHNSON** went over 100 yards rushing for the first time in his career and scored the winning touchdown on the Razorbacks' final drive.

SCORING SUMMARY

	1	2	3	4	FINAL
Mississippi State	0	7	7	14	28
Arkansas	10	3	3	15	31

QTR. TEAM SCORING PLAY

1st	ARK	Little 46 yd. field goal, 9-40 3:31
	ARK	D. Johnson 1 yd. run (Little kick), 7-52 2:58
2nd	ARK	Little 48 yd. field goal, 9-50 3:48
	MSU	Walley 3 yd. pass from Rogers (Ruiz kick), 11-74 3:08
3rd	MSU	Thomas 6 yd. pass from Rogers (Ruiz kick), 13-66 6:36
	ARK	Little 51 yd. field goal, 10-42 3:37
4th	ARK	Burks 14 yd. pass from KJ Jefferson (Little kick), 9-72 3:00
	MSU	Thomas 37 yd. pass from Rogers (McCord kick), 7-75 2:29
	MSU	Marks 15 yd. pass from Rogers (McCord kick), 9-76 5:05
	ARK	D. Johnson 4 yd. run (D. Johnson rush), 10-75 2:01

TEAM STATISTICS

	MISSISSIPPI STATE	ARKANSAS
First Downs	28	24
Rushes-Yards (NET)	26-69	45-202
Passing Yards (NET)	417	191
Passes Att-Comp-Int	48-36-1	25-19-0
Total Offense (Plays-Yards)	74-486	70-393
Fumble Returns-Yards	0-0	0-0
Punt Returns-Yards	1--2	1-8
Kickoff Returns-Yards	3-73	1-0
Interception Returns-Yards	0-0	1-0
Punts (Number-Avg)	2-44.0	2-50.5
Fumbles-Lost	0-0	0-0
Penalties-Yards	10-77	11-84
Possession Time	32:14	27:46
Third-Down Conversions	6 of 12	6 of 13
Fourth-Down Conversions	2 of 2	0 of 0
Red-Zone Scores-Chances	3-4	3-3
Sacks By-Yards	3-13	3-9



GAME 10: AT LSU

RV/RV/#25 Arkansas (7-3, 3-3).....16
LSU (4-6, 2-5).....13

November 13, 2021 | Baton Rouge, La.
Tiger Stadium | Time: 6:30 p.m. | Attendance: 98,772
TV: SECN > Tom Hart (PBP), Cole Cubelic (Analyst) and Tera Talmadge (Sideline)

ARKANSAS

RUSHING	ATT	GAIN	LOST	NET	TD	LONG	AVG
KJ Jefferson	15	63	22	41	0	15	2.7
Dominique Johnson	15	41	1	40	0	13	2.7
Trelon Smith	6	39	2	37	0	28	6.2
Reid Bauer	1	23	0	23	0	23	23.0
Treyton Burks	1	5	0	5	0	5	5.0
Team	2	0	5	-5	0	0	-2.5
TOTALS	40	171	30	141	0	28	3.5

PASSING	COMP	ATT	YDS	TD	INT	LONG	SACK
KJ Jefferson	18	25	0	142	1	43	3
Treyton Burks	0	1	0	0	0	0	0
TOTALS	18	26	0	142	1	43	3

RECEIVING	NO	YDS	TD	LONG
Treyton Burks	4	16	0	11
Tyson Morris	3	31	0	15
Trey Knox	3	10	0	5
Dominique Johnson	2	40	1	43
Blake Kern	2	20	0	18
Warren Thompson	1	23	0	23
De'Vion Warren	1	4	0	4
Hudson Henry	1	1	0	1
Raheim Sanders	1	-3	0	0
TOTALS	18	142	1	43

PUNTING	NO	YDS	AVG	LONG	120	50+	TB
Sam Loy	1	37	37.0	37	0	0	0
Reid Bauer	7	306	43.7	57	2	3	1
TOTALS	8	343	42.9	57	2	3	1

FIELD GOALS	MADE	ATT	LONG	KICKS
Cam Little	3	3	48	48, 27, 37

LSU

RUSHING	ATT	GAIN	LOST	NET	TD	LONG	AVG
Tyr Davis-Price	28	119	13	106	0	13	3.8
Corey Kiner	5	12	0	12	0	3	2.4
Josh Williams	2	6	0	6	0	5	3.0
Max Johnson	2	3	2	1	0	3	0.5
Armoni Goodwin	2	3	2	1	0	3	0.5
Trey Palmer	1	0	3	-3	0	0	-3.0
Garre Nussmeier	2	0	15	-15	0	0	-7.5
TOTALS	42	143	35	108	0	13	2.6

PASSING	COMP	ATT	YDS	TD	INT	LONG	SACK
Garre Nussmeier	18	31	2	179	1	29	2
Max Johnson	3	6	0	21	0	11	1
TOTALS	21	37	2	200	1	29	3

RECEIVING	NO	YDS	TD	LONG
Trey Palmer	6	45	0	11
Jack Bech	4	66	1	29
Tyrion Davis-Price	3	4	0	4
Malik Nabers	2	34	0	24
Jack Mashburn	1	18	0	18
Devonta Lee	1	12	0	12
Jaray Jenkins	1	10	0	10
Bria Thomas Jr.	1	6	0	6
Kole Taylor	1	5	0	5
Josh Williams	1	0	0	0
TOTALS	27	200	1	29

PUNTING	NO	YDS	AVG	LONG	120	50+	TB
Avery Atkins	6	267	44.5	52	1	1	1

FIELD GOALS	MADE	ATT	LONG	KICKS
Cade York	2	3	45	34, 55x, 45



Kicker **CAM LITTLE'S** third field goal of the night was the game-winner in overtime to beat LSU for the first time since 2015 and bring The Boot back to Arkansas.

SCORING SUMMARY

	1	2	3	4	OT	FINAL
Arkansas	3	0	10	0	3	16
LSU	3	7	0	3	0	13

QTR. TEAM SCORING PLAY

1st	ARK	Little 48 yd. field goal, 5-23 1:36
	LSU	York 34 yd. field goal, 9-28 3:04
2nd	LSU	Bech 29 yd. pass from Nussmeier (York kick), 3-40 0:20
3rd	ARK	D. Johnson 43 yd. pass from KJ Jefferson (Little kick), 5-63 2:22
	ARK	Little 27 yd. field goal, 9-53 4:07
4th	LSU	York 45 yd. field goal, 12-39 4:44
OT	ARK	Little 37 yd. field goal, 4-6 15:00

TEAM STATISTICS

	ARKANSAS	LSU
First Downs	13	20
Rushes-Yards (NET)	40-141	42-108
Passing Yards (NET)	142	200
Passes Att-Comp-Int	26-18-0	37-21-2
Total Offense (Plays-Yards)	66-283	79-308
Fumble Returns-Yards	0-0	0-0
Punt Returns-Yards	2-26	4-48
Kickoff Returns-Yards	2-44	0-0
Interception Returns-Yards	2-0	0-0
Punts (Number-Avg)	8-42.9	6-44.5
Fumbles-Lost	2-0	3-1
Penalties-Yards	9-63	5-33
Possession Time	41:18	33:42
Third-Down Conversions	3 of 16	6 of 18
Fourth-Down Conversions	1 of 2	2 of 3
Red-Zone Scores-Chances	2-2	1-3
Sacks By-Yards	3-17	3-21



GAME 11: AT ALABAMA

#21/#22/#21 Arkansas (7-4, 3-4).....	35
#2/#2/#2 Alabama (10-1, 6-1).....	42

November 20, 2021 | Tuscaloosa, Ala.

Bryant-Denny Stadium | Time: 2:30 p.m. | Attendance: 98,323

TV: CBS > Brad Nessler (PBP), Gary Danielson (Analyst) and Jamie Ehrdahl (Sideline)

ARKANSAS

RUSHING	ATT	GAIN	LOST	NET	TD	LONG	AVG
Trelon Smith	9	42	0	42	0	13	4.7
Dominique Johnson	9	26	3	23	1	12	2.6
KJ Jefferson	13	46	24	22	0	15	1.7
Raheim Sanders	6	23	5	18	0	14	3.0
AJ Green	2	8	0	8	0	6	4.0
Team	1	1	0	1	0	0	1.0
Treyton Burks	2	4	8	-4	0	4	-2.0
TOTALS	42	150	40	110	1	15	2.6

PASSING	COMP	ATT	YDS	TD	INT	LONG	SACK
KJ Jefferson	22	30	0	326	3	66	3
Reid Bauer	1	1	0	32	1	32	0
TOTALS	23	31	0	358	4	66	3

RECEIVING	NO	YDS	TD	LONG
Treyton Burks	8	179	2	66
Trey Knox	4	47	0	16
Blake Kern	3	47	1	32
Warren Thompson	2	51	0	40
Raheim Sanders	2	16	1	17
AJ Green	2	10	0	8
Trelon Smith	1	8	0	8
Tyson Morris	1	0	0	0
TOTALS	23	358	4	66

PUNTING	NO	YDS	AVG	LONG	I20	50+	TB
Reid Bauer	6	267	44.5	50	2	2	0

ALABAMA

RUSHING	ATT	GAIN	LOST	NET	TD	LONG	AVG
Brian Robinson Jr.	27	126	4	122	0	15	4.5
Trey Sanders	1	3	0	3	0	3	3.0
Team	2	0	2	-2	0	0	-1.0
Bryce Young	6	22	33	-11	0	16	-1.8
TOTALS	36	151	39	112	0	16	3.1

PASSING	COMP	ATT	YDS	TD	INT	LONG	SACK
Bryce Young	31	40	0	559	5	79	4

RECEIVING	NO	YDS	TD	LONG
John Metchie	10	173	1	33
Jameson Williams	8	190	3	79
Cameron Latu	3	58	0	28
Slade Bolden	3	49	0	27
Brian Robinson Jr.	3	18	0	8
Trey Sanders	1	36	0	36
Jah Billingsley	1	12	0	12
Ja'Corey Brooks	1	12	0	12
Christian Leary	1	11	1	11
TOTALS	31	559	5	79

PUNTING	NO	YDS	AVG	LONG	I20	50+	TB
James Burnip	1	32	32.0	32	1	0	0

FIELD GOALS	MADE	ATT	LONG	KICKS
Will Reichard	2	3	48	48, 47x, 30



Wide receiver **TREYTON BURKS** matched the single-season school record with his fifth 100-yard game of the season with a season-best 179 yards at Alabama.

SCORING SUMMARY

	1	2	3	4	FINAL
Arkansas	0	14	7	14	35
Alabama	3	21	10	8	42

QTR. TEAM SCORING PLAY

1st	ALA	Reichard 48 yd. field goal, 4-2 0:46
2nd	ALA	Metchie 20 yd. pass from Young (Reichard kick), 9-98 3:36
	ARK	Burks 15 yd. pass from KJ Jefferson (Little kick), 13-96 5:05
	ALA	Williams 79 yd. pass from Young (Reichard kick), 2-75 0:45
	ARK	D. Johnson 1 yd. run (Little kick), 7-75 1:41
	ALA	Williams 32 yd. pass from Young (Reichard kick), 6-75 1:56
3rd	ALA	Leary 11 yd. pass from Young (Reichard kick), 9-75 3:29
	ARK	Burks 66 yd. pass from KJ Jefferson (Little kick), 3-75 1:22
	ALA	Reichard 30 yd. field goal, 9-63 3:06
4th	ARK	Kern 32 yd. pass from Bauer (Little kick), 10-75 4:45
	ALA	Williams 40 yd. pass from Young (Young rush), 4-55 1:51
	ARK	Sanders 17 yd. pass from KJ Jefferson (Little kick), 12-75 4:37

TEAM STATISTICS

	ARKANSAS	ALABAMA
First Downs	21	29
Rushes-Yards (NET)	42-110	36-112
Passing Yards (NET)	358	559
Passes Att-Comp-Int	31-23-0	40-31-0
Total Offense (Plays-Yards)	73-468	76-671
Fumble Returns-Yards	0-0	0-0
Punt Returns-Yards	0-0	1-(-2)
Kickoff Returns-Yards	0-0	0-0
Interception Returns-Yards	0-0	0-0
Punts (Number-Avg)	6-44.5	1-32.0
Fumbles-Lost	2-1	2-1
Penalties-Yards	5-20	5-45
Possession Time	29:30	30:30
Third-Down Conversions	7 of 16	6 of 11
Fourth-Down Conversions	3 of 3	0 of 1
Red-Zone Scores-Chances	3-3	3-4
Sacks By-Yards	4-33	3-23



GAME 12: MISSOURI

Missouri (6-6, 3-5).....17
#25/RV/#25 Arkansas (8-4, 4-4).....34

November 26, 2021 | Fayetteville, Ark.

Donald W. Reynolds Razorback Stadium | Time: 2:30 p.m. | Attendance: 67,320

TV: CBS v Noah Eagle (PBP), Aaron Murray/Rick Neuheisel (Analyst) and Jenny Dell (Sideline)

MISSOURI

RUSHING	ATT	GAIN	LOST	NET	TD	LONG	AVG
Tyler Badie	41	222	3	219	1	17	5.3
Michael Cox	3	12	0	12	0	6	4.0
Connor Bazalak	3	8	0	8	0	5	2.7
Keke Chism	1	5	0	5	0	5	5.0
Mookie Cooper	1	5	0	5	0	5	5.0
Brady Cook	1	2	0	2	0	2	2.0
TOTALS	50	254	3	251	1	17	5.0

PASSING	COMP	ATT	YDS	TD	INT	LONG	SACK
Connor Bazalak	10	26	1	65	0	26	0

RECEIVING	NO	YDS	TD	LONG
Keke Chism	3	37	0	26
D'ionte Smith	2	-2	0	2
Barret Banister	1	13	0	13
Tauskie Dove	1	10	0	10
Messiah Swinson	1	8	0	8
Niko Hea	1	4	0	4
Tyler Badie	1	-5	0	0
TOTALS	10	65	0	26

PUNTING	NO	YDS	AVG	LONG	I20	50+	TB
Sean Koetting	6	280	46.7	61	1	2	2
Grant McKinniss	1	44	44.0	44	1	0	0
TOTALS	7	324	46.3	61	2	2	2

FIELD GOALS	MADE	ATT	LONG	KICKS
Harrison Mevis	3	3	49	46, 49, 41

ARKANSAS

RUSHING	ATT	GAIN	LOST	NET	TD	LONG	AVG
KJ Jefferson	6	73	15	58	0	49	9.7
Trelon Smith	7	37	0	37	1	14	5.3
De'Vion Warren	1	32	0	32	0	32	32.0
Raheim Sanders	8	21	0	21	2	7	2.6
Dominique Johnson	6	19	0	19	0	11	3.2
Treyton Burks	2	2	1	1	0	2	0.5
AJ Green	2	0	1	-1	0	0	-0.5
Team	1	0	4	-4	0	0	-4.0
TOTALS	33	184	21	163	3	49	4.9

PASSING	COMP	ATT	YDS	TD	INT	LONG	SACK
KJ Jefferson	15	19	0	262	1	55	3
De'Vion Warren	0	1	0	0	0	0	0
TOTALS	15	20	0	262	1	55	3

RECEIVING	NO	YDS	TD	LONG
Treyton Burks	7	129	1	52
De'Vion Warren	2	63	0	55
Ketron Jackson Jr.	2	53	0	39
Trey Knox	2	10	0	7
Blake Kern	1	6	0	6
Trelon Smith	1	1	0	1
TOTALS	15	262	1	55

PUNTING	NO	YDS	AVG	LONG	I20	50+	TB
Reid Bauer	5	246	49.2	61	1	2	0

FIELD GOALS	MADE	ATT	LONG	KICKS
Cam Little	2	2	36	36, 23



Wide receiver **TREYTON BURKS** set a school record with his sixth 100-yard game of the season and became just the fourth Arkansas WR to eclipse 1,000 yards receiving in a single season with seven catches for 129 yards.

SCORING SUMMARY

	1	2	3	4	FINAL
Missouri	0	6	3	8	17
Arkansas	3	7	14	10	34

QTR. TEAM SCORING PLAY

1st	ARK	Little 36 yd. field goal, 8-67 3:22
2nd	MIZ	Mevis 46 yd. field goal, 7-11 3:53
	ARK	Sanders 1 yd. run (Little kick), 8-76 2:50
	MIZ	Mevis 49 yd. field goal, 8-44 2:51
3rd	ARK	Smith 4 yd. run (Little kick), 3-61 1:11
	ARK	Burks 52 yd. pass from KJ Jefferson (Little kick), 2-52 0:16
	MIZ	Mevis 41 yd. field goal, 14-51 7:45
4th	ARK	Little 23 yd. field goal, 11-70 5:19
	ARK	Sanders 7 yd. run (Little kick), 4-47 1:45
	MIZ	Badie 5 yd. run (Chism pass from Dove), 11-58 4:22

TEAM STATISTICS

	MISSOURI	ARKANSAS
First Downs	19	14
Rushes-Yards (NET)	50-251	33-163
Passing Yards (NET)	65	262
Passes Att-Comp-Int	26-10-1	20-15-0
Total Offense (Plays-Yards)	76-316	53-425
Fumble Returns-Yards	0-0	0-0
Punt Returns-Yards	3-17	3-34
Kickoff Returns-Yards	1-20	1-0
Interception Returns-Yards	0-0	1--2
Punts (Number-Avg)	7-46.3	5-49.2
Fumbles-Lost	0-0	1-1
Penalties-Yards	4-51	6-55
Possession Time	35:11	24:49
Third-Down Conversions	7 of 19	4 of 11
Fourth-Down Conversions	1 of 2	0 of 0
Red-Zone Scores-Chances	1-1	5-5
Sacks By-Yards	3-15	0-0



GAME 13: VS. PENN STATE (OUTBACK BOWL)

Penn State (7-6, 4-5).....10
#22/#24/#21 Arkansas (9-4, 4-4).....24

January 1, 2022 | Tampa, Fla.

Raymond James Stadium | Time: 11 a.m. CT | Attendance: 46,577

TV: ESPN2 > Dave Flemming (PBP), Rod Gilmore (Analyst) and Stormy Buonantony (Sideline)

PENN STATE

RUSHING	ATT	GAIN	LOST	NET	TD	LONG	AVG
Sean Clifford	12	60	14	46	0	14	3.8
Keyvone Lee	4	35	0	35	0	25	8.8
Noah Cain	5	28	0	28	0	16	5.6
Park Washington	2	12	0	12	0	6	6.0
Devyn Ford	1	4	0	4	0	4	4.0
Christ Veilleux	2	13	10	3	0	13	1.5
Team	2	0	3	-3	0	0	-1.5
TOTALS	28	152	27	125	0	25	4.5

PASSING	COMP	ATT	YDS	TD	INT	LONG	SACK
Sean Clifford	14	32	2	195	1	42	1
Christ Veilleux	1	2	0	3	0	3	1
Jordan Stout	0	1	0	0	0	0	0
TOTALS	15	35	2	198	1	42	2

RECEIVING	NO	YDS	TD	LONG
Park Washington	7	98	0	42
KeAndre Lambert-Smith	3	74	1	42
Noah Cain	2	12	0	7
Keyvone Lee	1	15	0	15
Tyler Warren	1	0	0	0
Brenton Strange	1	-1	0	0
TOTALS	15	198	1	42

PUNTING	NO	YDS	AVG	LONG	I20	50+	TB
Jordan Stout	5	197	39.4	45	1	0	0

FIELD GOALS	MADE	ATT	LONG	KICKS
Jake Pinegar	1	2	43	50x, 43

ARKANSAS

RUSHING	ATT	GAIN	LOST	NET	TD	LONG	AVG
KJ Jefferson	20	135	25	110	1	34	5.5
Raheim Sanders	13	79	0	79	2	14	6.1
Dominique Johnson	11	77	0	77	0	25	7.0
Malik Hornsby	4	74	7	67	0	32	16.8
AJ Green	4	26	0	26	0	17	6.5
Trelon Smith	2	6	0	6	0	4	3.0
Team	2	0	6	-6	0	0	-3.0
De'Vion Warren	2	1	7	-6	0	1	-3.0
TOTALS	58	398	45	353	3	34	6.1

PASSING	COMP	ATT	YDS	TD	INT	LONG	SACK
KJ Jefferson	14	19	1	98	0	21	5
Warren Thompson	0	1	1	0	0	0	0
TOTALS	14	20	2	98	0	21	5

RECEIVING	NO	YDS	TD	LONG
De'Vion Warren	3	33	0	17
Tyson Morris	3	32	0	21
Bryce Stephens	3	5	0	6
Trey Knox	2	11	0	6
Warren Thompson	1	12	0	12
Blake Kern	1	8	0	8
Dominique Johnson	1	-3	0	0
TOTALS	14	98	0	21

PUNTING	NO	YDS	AVG	LONG	I20	50+	TB
Reid Bauer	5	222	44.4	58	3	2	0

FIELD GOALS	MADE	ATT	LONG	KICKS
Cam Little	1	1	36	36



Quarterback **KJ JEFFERSON** dominated the second half to lead Arkansas to its first bowl victory since 2016, earning game MVP honors after rushing for a game-high 110 yards and a score to go with 98 yards passing.

SCORING SUMMARY

	1	2	3	4	FINAL
Penn State	0	10	0	0	10
Arkansas	7	0	17	0	24

QTR. TEAM SCORING PLAY

1st	ARK	Sanders 3 yd. run (Little kick), 12-61 5:42
2nd	PSU	Lambert-Smith 42 yd. pass from Clifford (Pinegar kick), 1-42 0:07
	PSU	Pinegar 43 yd. field goal, 7-61 2:40
3rd	ARK	Jefferson 8 yd. run (Little kick), 7-75 2:18
	ARK	Little 36 yd. field goal, 10-45 4:32
	ARK	Sanders 1 yd. run (Little kick), 4-79 1:38

TEAM STATISTICS

	PENN STATE	ARKANSAS
First Downs	17	25
Rushes-Yards (NET)	28-125	58-353
Passing Yards (NET)	198	98
Passes Att-Comp-Int	35-15-2	20-14-2
Total Offense (Plays-Yards)	63-323	78-451
Fumble Returns-Yards	0-0	0-0
Punt Returns-Yards	2-23	1-8
Kickoff Returns-Yards	0-0	0-0
Interception Returns-Yards	2-0	2-0
Punts (Number-Avg)	5-39.4	5-44.4
Fumbles-Lost	1-0	1-0
Penalties-Yards	3-10	6-40
Possession Time	23:47	36:13
Third-Down Conversions	6 of 15	4 of 14
Fourth-Down Conversions	1 of 2	3 of 3
Red-Zone Scores-Chances	1-3	4-6
Sacks By-Yards	5-24	2-23



2021 TEAM & INDIVIDUAL STATISTICS

2021 SCHEDULE & RESULTS

DATE	OPPONENT	SCORE	OVERALL	SEC	TIME	ATTEND
Sept. 4	Rice	W, 38-17	1-0	0-0	3:34	64,065
Sept. 11	Texas	W, 40-21	2-0	0-0	3:12	74,531
Sept. 18	Georgia Southern	W, 45-10	3-0	0-0	3:11	66,311
*Sept. 25	vs. Texas A&M	W, 20-10	4-0	1-0	3:32	57,992
*Oct. 2	at Georgia	L, 0-37	4-1	1-1	3:05	92,746
*Oct. 9	at Ole Miss	L, 51-52	4-2	1-2	3:41	60,256
*Oct. 16	Auburn	L, 23-38	4-3	1-3	3:12	73,370
Oct. 23	UAPB	W, 45-3	5-3	1-3	3:04	42,576
*Nov. 6	Mississippi State	W, 31-28	6-3	2-3	3:30	68,818
*Nov. 13	at LSU	W, 16-13 (OT)	7-3	3-3	3:28	98,772
*Nov. 20	at Alabama	L, 35-42	7-4	3-4	3:27	98,323
*Nov. 26	Missouri	W, 34-17	8-4	4-4	3:09	67,320
Jan. 1	vs. Penn State	W, 24-10	9-4	4-4	3:48	46,577

*SEC Opponent

TEAM STATISTICS

	ARKANSAS	OPPONENTS
Scoring	402	298
Points per game	30.9	22.9
Points off turnovers	50	20
First Downs	286	250
Rushing	163	102
Passing	104	119
Penalty	19	29
Rushing Yardage	2,961	1,980
Yards gained rushing	3,303	2,240
Yards lost rushing	342	260
Rushing attempts	588	495
Average per rush	5.0	4.0
Average per game	227.8	152.3
TDs Rushing	26	17
Passing Yardage	2,781	2,784
Comp-Att-Int	205-314-5	227-389-14
Average per pass	8.9	7.2
Average per catch	13.6	12.3
Average per game	213.9	214.2
TDs Passing	22	16
Total offense	5,742	4,764
Total plays	902	884
Average per play	6.4	5.4
Average per game	441.7	366.5
Kick returns: #-Yards	17-310	10-211
Punt returns: #-Yards	25-264	18-138
Int returns: #-Yards	14-97	5-9
Kick return average	18.2	21.1
Punt return average	10.6	7.7
Int return average	6.9	1.8
Fumbles-Lost	22-6	12-4
Penalties-Yards	104-819	84-615
Average per game	63.0	47.3
Punts-Yards	61-2,547	67-2,916
Average per punt	41.8	43.5
Net punt average	38.6	37.5
Kickoffs-Yards	80-5,135	64-3,894
Average per kick	64.2	60.8
Net kick average	40.1	39.2
Time of possession / game	28:57	30:35
3rd-down conversion	64/174	62/185
3rd-down pct	37%	34%
4th-down conversion	12/19	15/25
4th-down pct	63%	60%
Sacks by-Yards	24-150	30-190
Misc Yards	0	0
Touchdowns scored	49	35
Field goals - attempts	20-24	17-26
Onside kicks	0-0	0-0
Red-zone scores	(46-52) 88%	(27-37) 73%
Red-zone touchdowns	(33-52) 63%	(18-37) 49%
PAT-attempts	(47-49) 96%	(34-35) 97%
Attendance	456,991	350,097
Games / Avg per game	7/65,284	4/87,524
Neutral site games	-	2/52,285

SCORE BY QUARTERS	1ST	2ND	3RD	4TH	OT	TOTAL
Arkansas	84	96	122	97	3	402
Opponents	34	105	68	91	0	298

INDIVIDUAL STATISTICS

PASSING	GP	EFFC	CMP-ATT-INT	PCT	YARDS	TD	LONG	AVG/G
K.J. Jefferson	13	164.7	198-294-4	67.3	2,676	21	91	205.8
Malik Hornsby	7	73.9	5-12-0	41.7	46	0	19	6.6
Treyton Burks	12	0.0	0-2-0	0.0	0	0	0	0.0
De'Vion Warren	13	0.0	0-2-0	0.0	0	0	0	0.0
Warren Thompson	13	63.4	1-2-1	50.0	27	0	27	2.1
John Stephen Jones	2	0.0	0-1-0	0.0	0	0	0	0.0
Reid Bauer	13	698.8	1-1-0	100.0	32	1	32	2.5
TOTAL	13	159.6	205-314-5	65.3	2,781	22	91	213.9
OPPONENTS	13	124.8	227-389-14	58.4	2,784	16	79	214.2

RUSHING	GP	ATT	GAIN	LOSS	NET	AVG	TD	LONG	AVG/G
K.J. Jefferson	13	146	838	174	664	4.5	6	49	51.1
Trelon Smith	13	119	617	19	598	5.0	5	28	46.0
Raheim Sanders	13	114	586	8	578	5.1	5	42	44.5
Dominique Johnson	13	97	586	11	575	5.9	7	48	44.2
AJ Green	12	47	243	16	227	4.8	1	30	18.9
Malik Hornsby	7	24	195	59	136	5.7	1	32	19.4
Treyton Burks	12	14	127	15	112	8.0	1	49	9.3
De'Vion Warren	13	5	49	7	42	8.4	0	32	3.2
Josh Oglesby	2	4	19	0	19	4.8	0	9	9.5
Javion Hunt	1	4	19	0	19	4.8	0	11	19.0
T.J. Hammonds	13	1	0	1	-1	-1.0	0	0	-0.1
Reid Bauer	13	1	23	0	23	23.0	0	23	1.8
Team	13	12	1	32	-31	-2.6	0	0	-2.4
TOTAL	13	588	3,303	342	2,961	5.0	26	49	227.8
OPPONENTS	13	495	2,240	260	1,980	4.0	17	76	152.3

RECEIVING	GP	NO.	YARDS	AVG	TD	LONG	AVG/G
Treyton Burks	12	66	1,104	16.7	11	91	92.0
Tyson Morris	13	24	337	14.0	2	47	25.9
Trey Knox	12	20	141	7.1	1	16	11.8
Warren Thompson	13	19	304	16.0	2	60	23.4
Blake Kern	13	15	183	12.2	2	32	14.1
De'Vion Warren	13	15	243	16.2	0	55	18.7
Raheim Sanders	13	11	109	9.9	1	24	8.4
Dominique Johnson	13	7	71	10.1	1	43	5.5
AJ Green	12	7	84	12.0	1	48	7.0
Ketron Jackson Jr.	13	5	97	19.4	1	39	7.5
Trelon Smith	13	4	21	5.3	0	10	1.6
Hudson Henry	10	4	27	6.8	0	19	2.7
Jaquayin Crawford	7	3	27	9.0	0	19	3.9
Bryce Stephens	4	3	5	1.7	0	6	1.3
John David White	4	1	19	19.0	0	19	4.8
TOTAL	13	204	2,772	13.6	22	91	213.2
OPPONENTS	13	227	2,784	12.3	16	79	214.2

TOTAL OFFENSE	GP	PLAYS	RUSH	PASS	TOTAL	AVG/G
K.J. Jefferson	13	440	664	2,676	3,340	256.9
Trelon Smith	13	119	598	0	598	46.0
Raheim Sanders	13	114	578	0	578	44.5
Dominique Johnson	13	97	575	0	575	44.2
AJ Green	12	47	227	0	227	18.9
Malik Hornsby	7	36	136	46	182	26.0
Treyton Burks	12	16	112	0	112	9.3
Reid Bauer	13	2	23	32	55	4.2
De'Vion Warren	13	7	42	0	42	3.2
Warren Thompson	13	2	0	27	27	2.1
Josh Oglesby	2	4	19	0	19	9.5
Javion Hunt	1	4	19	0	19	19.0
T.J. Hammonds	13	1	-1	0	-1	-0.1
Team	13	0	-31	0	-31	-2.4
TOTAL	13	902	2,961	2,781	5,742	441.7
OPPONENTS	13	884	1,980	2,784	4,764	366.5



2021 INDIVIDUAL STATISTICS

PUNT RETURNS

	NO.	YARDS	AVG	TD	LONG
Nathan Parodi	18	205	11.4	1	80
Bryce Stephens	3	53	17.7	0	27
Greg Brooks Jr.	2	2	1.0	0	4
Mataio Soli	1	4	4.0	0	4
Harper Cole	1	0	0.0	0	0
TOTAL	25	264	10.6	1	80
OPPONENTS	18	138	7.7	1	30

INTERCEPTIONS

	NO.	YARDS	AVG	TD	LONG
Montaric Brown	5	0	0.0	0	5
Joe Foucha	2	0	0.0	0	0
Jalen Catalon	2	83	41.5	0	44
Myles Slusher	2	11	5.5	0	11
Malik Chavis	1	3	3.0	0	3
Grant Morgan	1	0	0.0	0	0
Greg Brooks Jr.	1	0	0.0	0	0
TOTAL	14	97	6.9	0	44
OPPONENTS	5	9	1.8	0	9

KICK RETURNS

	NO.	YARDS	AVG	TD	LONG
AJ Green	9	147	16.3	0	31
LaDarius Bishop	6	144	24.0	0	42
Treyton Burks	1	0	0.0	0	0
Raheim Sanders	1	19	19.0	0	19
TOTAL	17	310	18.2	0	42
OPPONENTS	10	211	21.1	0	33

FUMBLE RETURNS

	NO.	YARDS	AVG	TD	LONG
Greg Brooks Jr.	1	6	6.0	0	6
TOTAL	0	6	0.0	0	6
OPPONENTS	0	0	0.0	1	0

SCORING	PATs								
	TD	FGS	KICK	RUSH	RCV	PASS	DXP	SAF	POINTS
Cam Little	-	20-24	46-46	-	-	-	-	-	106
Treyton Burks	12	-	-	-	-	-	-	-	72
Dominique Johnson	8	-	-	1	-	-	-	-	50
K.J. Jefferson	6	-	-	-	-	-	-	-	36
Raheim Sanders	6	-	-	-	-	-	-	-	36
Trelon Smith	5	-	-	-	-	-	-	-	30
Blake Kern	2	-	-	-	-	-	-	-	12
Tyson Morris	2	-	-	-	-	-	-	-	12
Warren Thompson	2	-	-	-	-	-	-	-	12
AJ Green	2	-	-	-	-	-	-	-	12
Nathan Parodi	1	-	-	-	-	-	-	-	6
Trey Knox	1	-	-	-	-	-	-	-	6
Malik Hornsby	1	-	-	-	-	-	-	-	6
Ketron Jackson Jr.	1	-	-	-	-	-	-	-	6
TOTAL	49	20-24	46-46	1	0	0	0	0	402
OPPONENTS	35	17-26	31-32	2	1	1	0	0	298

FIELD GOALS	MADE-ATT	PCT	01-19	20-29	30-39	40-49	50-99	LONG	BLKD
Cam Little	20-24	83.3	0-0	7-7	6-7	6-7	1-3	51	0
OPPONENTS	17-26	65.4	0-0	2-3	6-8	8-11	1-4	50	0

FG SEQUENCE

	ARKANSAS	OPPONENTS
Rice	(34)	36(25)
Texas	(24),(24),(44),(22)	52
Ga. Southern	(25)	(32)
vs. Texas A&M	(46),(24)	(49)
at Georgia	37	(30),(37),(46)
at Ole Miss	50(31)	(50)
Auburn	(44),53	(29)
AUPB	(31)	37(32)
Mississippi St.	(46),(48),(51),42	23,46,40
at LSU	(48),(27),(37)	(34),55,(45)
at Alabama		(48),47,(30)
Missouri	(36),(23)	(46),(49),(41)
vs. Penn State	(36)	50(43)

Numbers in parentheses indicate field goal was made.

PUNTING	NO.	YARDS	AVG	LONG	TB	FC	I20	50+	BLKD
Reid Bauer	58	2510	43.3	61	3	23	16	14	0
Sam Loy	1	37	37.0	37	0	0	0	0	0
Team	2	0	0.0	0	0	0	0	0	2
TOTAL	61	2547	41.8	61	3	23	16	14	2
OPPONENTS	67	2916	43.5	61	8	19	22	14	1

KICKOFFS	NO.	YARDS	AVG	TB	OB	RETN	NET	YDLN
Vito Calvaruso	74	4793	64.8	63	0			
Cam Little	6	342	57.0	5	1			
TOTAL	80	5135	64.2	68	1	10	40.1	24
OPPONENTS	64	3894	60.8	36	1	18	39.2	25

ALL PURPOSE	GP	RUSH	RCV	PR	KR	IR	TOTAL	AVG/G
Treyton Burks	12	112	1104	0	0	0	1216	101.3
Raheim Sanders	13	578	109	0	19	0	706	54.3
K.J. Jefferson	13	664	0	0	0	0	664	51.1
Dominique Johnson	13	575	71	0	0	0	646	49.7
Trelon Smith	13	598	21	0	0	0	619	47.6
AJ Green	12	227	84	0	147	0	458	38.2
Tyson Morris	13	0	337	0	0	0	337	25.9
Warren Thompson	13	0	304	0	0	0	304	23.4
De'Vion Warren	13	42	243	0	0	0	285	21.9
Nathan Parodi	12	0	0	205	0	0	205	17.1
Blake Kern	13	0	183	0	0	0	183	14.1
LaDarius Bishop	12	0	0	0	144	0	144	12.0
Trey Knox	12	0	141	0	0	0	141	11.8
Malik Hornsby	7	136	0	0	0	0	136	19.4
Ketron Jackson Jr.	13	0	97	0	0	0	97	7.5
Jalen Catalon	6	0	0	0	0	83	83	13.8
Bryce Stephens	4	0	5	53	0	0	58	14.5
Hudson Henry	10	0	27	0	0	0	27	2.7
Jaquayn Crawford	7	0	27	0	0	0	27	3.9
Reid Bauer	13	23	0	0	0	0	23	1.8
Josh Oglesby	2	19	0	0	0	0	19	9.5
John David White	4	0	19	0	0	0	19	4.8
Javion Hunt	1	19	0	0	0	0	19	19.0
Myles Slusher	11	0	0	0	0	11	11	1.0
Mataio Soli	12	0	0	4	0	0	4	0.3
Malik Chavis	11	0	0	0	0	3	3	0.3
Greg Brooks Jr.	13	0	0	2	0	0	2	0.2
T.J. Hammonds	13	-1	0	0	0	0	-1	-0.1
Team	13	-31	0	0	0	0	-31	-2.4
TOTAL	13	2961	2772	264	310	97	6404	492.6
OPPONENTS	13	1980	2784	138	211	9	5122	394.0



CAM LITTLE booted 20 field goals – the third-most by an Arkansas kicker in a single season – earning Freshman All-America status.



2021 INDIVIDUAL DEFENSIVE STATISTICS

#	PLAYER	GP	TACKLES				SACKS NO-YDS	PASS DEFENSE			FUMBLES		BLKD KICK	SAF
			UA	A	TOT	TFL/YDS		INT-YDS	BRUP	QBH	FR-YDS	FF		
10	Bumper Pool	13	45	80	125	7.5-13	-	-	2	2	-	-	-	-
31	Grant Morgan	13	41	60	101	7-17	0.5-3	1-0	3	6	-	-	-	-
27	Hayden Henry	13	50	50	100	12-55	4-40	-	1	7	-	-	-	-
7	Joe Foucha	13	33	40	73	7.5-27	1.5-14	2-0	5	3	-	1	-	-
21	Montaric Brown	13	24	30	54	1-3	-	5-0	6	-	1-0	1	-	-
2	Myles Slusher	11	33	17	50	3-9	0.5-4	2-11	4	2	-	-	-	-
9	Greg Brooks Jr.	13	23	25	48	2.5-12	-	1-0	4	2	2-7	-	-	-
1	Jalen Catalon	6	22	24	46	1.5-3	-	2-83	4	1	-	-	-	-
99	John Ridgeway	12	11	28	39	4-13	2-10	-	-	1	-	-	-	-
15	Simeon Blair	13	23	15	38	1-4	1-4	-	4	-	-	-	-	-
55	Tre Williams	12	11	17	28	6.5-27	6-26	-	-	6	-	-	-	-
50	Eric Gregory	13	7	20	27	4-12	1-9	-	1	3	-	-	-	-
8	Jayden Johnson	11	9	15	24	2-7	-	-	-	-	-	-	-	-
91	Taurean Carter	13	6	18	24	3-7	1-2	-	1	-	-	-	-	-
56	Zach Williams	13	7	16	23	5.5-17	2.5-13	-	-	1	-	1	-	-
17	Hudson Clark	12	9	13	22	1-4	-	-	1	-	-	-	-	-
93	Isaiah Nichols	13	6	15	21	3.5-12	1.5-10	-	-	-	-	1	-	-
24	LaDarrius Bishop	12	8	7	15	-	-	-	3	-	-	-	-	-
0	Markell Utsey	11	3	11	14	2-10	1-8	-	1	4	-	-	-	-
4	Malik Chavis	11	8	6	14	-	-	1-3	-	-	-	-	-	-
45	Jackson Woodward	11	5	2	7	-	-	-	-	-	-	-	-	-
58	Jashaud Stewart	13	4	3	7	-	-	-	-	1	-	-	-	-
28	Andrew Parker	12	4	3	7	1-5	1-5	-	-	2	-	-	-	-
22	Deon Edwards	11	-	6	6	0.5-1	-	-	-	2	-	-	-	-
11	Mataio Soli	12	-	6	6	1-2	0.5-2	-	-	-	-	-	-	-
19	Khari Johnson	5	4	1	5	-	-	-	1	-	-	-	-	-
37	Eric Thomas Jr.	12	-	5	5	0.5-1	-	-	-	-	-	-	-	-
3	Nick Turner	12	1	2	3	-	-	-	-	-	-	-	-	-
18	Trent Gordon	8	1	1	2	-	-	-	-	-	-	-	-	-
41	T.J. Hammonds	13	1	1	2	-	-	-	-	-	-	-	-	-
14	Nathan Parodi	12	2	-	2	-	-	-	-	-	-	-	-	-
90	Marcus Miller	2	1	1	2	-	-	-	-	-	-	-	-	-
6	Jacorre Turner	11	1	1	2	1-1	-	-	1	-	-	-	-	-
92	Cameron Ball	2	-	1	1	-	-	-	-	1	-	-	-	-
57	Shane Clenin	13	1	-	1	-	-	-	-	-	-	-	-	-
0	AJ Green	12	-	1	1	-	-	-	-	-	-	-	-	-
40	Chris Paul Jr.	4	-	1	1	0.5-1	-	-	-	-	-	-	-	-
16	Treyton Burks	12	1	-	1	-	-	-	-	-	-	-	-	-
19	Tyson Morris	13	1	-	1	-	-	-	-	-	-	-	-	-
23	Devin Bush	3	1	-	1	-	-	-	-	-	-	-	-	-
30	Reid Bauer	13	1	-	1	-	-	-	-	-	-	-	-	-
5	Dorian Gerald	1	-	-	-	-	-	-	-	1	-	-	-	-
35	Jake Yurachek	13	-	-	-	-	-	-	-	-	-	-	1	-
TOTAL		13	408	542	950	79-263	24-150	14-97	42	45	3-6	4	1	0
OPPONENTS		13	485	500	985	88-329	30-190	5-9	33	23	6-0	12	2	0

TAKEAWAYS/GIVEAWAYS

OPPONENT	TAKEAWAYS				GIVEAWAYS				MARGIN
	FUM	INT	TOT	PTS OFF	FUM	INT	TOT	PTS OFF	
Rice	0	3	3	14	0	1	1	0	+2
Texas	1	0	1	7	0	1	1	7	0
Ga. Southern	0	0	0	0	0	0	0	0	0
vs. Texas A&M	0	1	1	3	0	0	0	0	+1
at Georgia	0	0	0	0	0	0	0	0	0
at Ole Miss	0	0	0	0	1	1	2	3	-2
Auburn	0	1	1	7	1	0	1	7	0
UAPB	0	2	2	7	2	0	2	0	0
Mississippi State	0	1	1	0	0	0	0	0	+1
at LSU	1	2	3	6	0	0	0	0	+3
at Alabama	1	0	1	0	1	0	1	3	0
Missouri	0	1	1	7	1	0	1	3	0
vs. Penn State	0	2	2	0	1	1	2	0	0
TOTAL	3	13	16	44	7	4	11	23	+5



BUMPER POOL made a team-best 125 tackles to lead a linebacker corps that featured three players with 100 tackles.



2021 GAME-BY-GAME STATISTICS

GAME-BY-GAME OFFENSIVE STARTERS

OPPONENT	LT	LG	C	RG	RT	TE	TE/WR/FB	QB	RB	WR	WR
Rice	Cunningham	Latham	Stromberg	Clary	Wagner	Kern	Warren	Jefferson	T. Smith	Burks	Morris
Texas	Cunningham	Latham	Stromberg	Clary	Wagner	Kern	Warren	Jefferson	T. Smith	Burks	Morris
Ga. Southern	Cunningham	Latham	Stromberg	Limmer	Wagner	Kern	Warren	Jefferson	T. Smith	Burks	Morris
Texas A&M	Cunningham	Latham	Stromberg	Limmer	Wagner	Kern	Warren	Jefferson	T. Smith	Burks	Morris
at Georgia	Cunningham	Latham	Stromberg	Limmer	Wagner	Kern	Warren	Jefferson	T. Smith	Burks	Morris
at Ole Miss	Cunningham	Latham	Stromberg	Limmer	Clary	Kern	Warren	Jefferson	T. Smith	Burks	Morris
Auburn	Cunningham	Latham	Stromberg	Limmer	Clary	Kern	W. Thompson	Jefferson	D. Johnson	Burks	Morris
UAPB	Cunningham	Latham	Stromberg	Limmer	Clary	Kern	W. Thompson	Jefferson	T. Smith	Burks	Morris
Mississippi State	Cunningham	Latham	Stromberg	Limmer	Wagner	Kern	Warren	Jefferson	D. Johnson	Burks	Morris
at LSU	Cunningham	Latham	Stromberg	Limmer	Wagner	Kern	Warren	Jefferson	D. Johnson	Burks	Morris
at Alabama	Cunningham	Latham	Stromberg	Limmer	Wagner	Kern	Warren	Jefferson	D. Johnson	Burks	Morris
Missouri	Cunningham	Latham	Stromberg	Limmer	Wagner	Kern	Warren	Jefferson	D. Johnson	Burks	Morris
Penn State	Cunningham	Latham	Stromberg	Limmer	Wagner	Kern	Warren	Jefferson	D. Johnson	W. Thompson	Morris

GAME-BY-GAME DEFENSIVE STARTERS

OPPONENT	JACK	DT	DT	DE	WILL	MIKE	CB	SS	BS	CB	NB	DIME
Rice	Gerald	Nichols	Utsey	T. Williams	Pool	Morgan	Bishop	J. Catalon	Foucha	Brown	Brooks Jr.	--
Texas	T. Williams	Nichols	--	Utsey	Hay. Henry	Morgan	Bishop	J. Catalon	Foucha	Brown	Brooks Jr.	Blair
Ga. Southern	T. Williams	Nichols	Ridgeway	Utsey	Hay. Henry	Morgan	Bishop	J. Catalon	Foucha	Brown	Brooks Jr.	--
Texas A&M	T. Williams	--	Ridgeway	Utsey	Hay. Henry	Morgan	Bishop	J. Catalon	Foucha	Brown	Brooks Jr.	Blair
at Georgia	T. Williams	--	Ridgeway	Utsey	Hay. Henry	Morgan	Bishop	J. Catalon	Foucha	Brown	Brooks Jr.	Blair
at Ole Miss	T. Williams	--	Ridgeway	Utsey	Hay. Henry	Morgan	Bishop	J. Catalon	Foucha	Brown	Brooks Jr.	Blair
Auburn	T. Williams	Nichols	Ridgeway	Gregory	Hay. Henry	Morgan	Clark	Slusher	Foucha	Brown	Brooks Jr.	--
UAPB	T. Williams	--	Ridgeway	Stewart	Hay. Henry	Morgan	Bishop	Slusher	Foucha	Brown	J. Johnson	Chavis
Mississippi State	T. Williams	--	Ridgeway	Utsey	Hay. Henry	Morgan	Bishop	Slusher	Foucha	Brown	J. Johnson	Chavis
at LSU	T. Williams	Gregory	Ridgeway	Utsey	Hay. Henry	Morgan	Clark	Slusher	Foucha	Brown	J. Johnson	--
at Alabama	T. Williams	--	Ridgeway	Utsey	Hay. Henry	Morgan	Bishop	Slusher	Foucha	Brown	Brooks Jr.	Blair
Missouri	T. Williams	--	Ridgeway	Utsey	Hay. Henry	Morgan	Clark	Slusher	Foucha	Brown	Brooks Jr.	Blair
Penn State	Gregory	--	Ridgeway	Utsey	Hay. Henry	Morgan	Clark	Slusher	Foucha	Brown	Brooks Jr.	Blair

CAREER STARTS

OFFENSE	'21	'20	'19	'18	TOTAL	CONS
Ty Clary, OL, *R-Sr.	5	7	12	11 (4)	39	-
Myron Cunningham, OL, *R-Sr.	13	10	10	-	33	28
Ricky Stromberg, OL, Jr.	13	8	11	-	32	13
Treyton Burks, WR, Jr.	12	9	9	-	30	-
Dalton Wagner, OL, R-Sr.	10	5	12	1	28	5
Brady Latham, OL, R-So.	13	10	0	-	23	23
Blake Kern, TE, *R-Sr.	13	5	0	0	18	15
Trey Knox, WR, Jr.	0	6	11	-	17	-
De'Vion Warren, WR, Sr.	11	6	0	0	17	5
Beaux Limmer, OL, R-So.	11	6	0	-	17	11
KJ Jefferson, QB, R-So.	13	1	1	-	15	13
Tyson, Morris, WR, *R-Sr.	13	0	0	0	13	13
Trelon Smith, RB, R-Sr.	7	4	-	0	11	-
Warren Thompson, WR, R-Jr.	3	3	0	0	6	1
Dominique Johnson, RB, So.	6	0	-	-	6	5
Hudson Henry, TE, R-So.	0	5	-	-	5	-
Shane Clinin, OL, R-Sr.	0	0	1	1	2	-
John Stephen Jones, QB, R-Jr.	0	-	1	-	1	-

DEFENSE	'21	'20	'19	'18	TOTAL	CONS
John Ridgeway, DL, R-Sr.	11	4	15	10	40	11
Montaric Brown, DB, R-Sr.	13	7	10	3	36	19
Joe Foucha, DB, Sr.	13	8	12	1	34	21
Tre Williams, DL, *R-Sr.	12	4	8	6	30	-
Greg Brooks Jr., DB, Jr.	10	8	12	-	30	3
Bumper Pool, LB, Sr.	1	9	12	4	26	-
Markel Utsey, DL, *R-Sr.	11	8	0	0 (6)	25	5
Grant Morgan, LB, *R-Sr.	13	9	0	0	22	13
Hayden Henry, LB, *Sr.	12	3	-	1	16	12
Jalen Catalon, DB, R-So.	6	9	0	-	15	-
Mataio Soli, DL, Jr.	0	1	11	-	12	-
Isaiah Nichols, DL, R-Jr.	4	7	0	-	12	-
LaDarius Bishop, DB, R-Jr.	9	1	3	-	11	-
Hudson Clark, DB, R-So.	4	7	-	-	11	2
Eric Gregory, DL, R-So.	3	7	-	-	10	1
Myles Slusher, DB, So.	7	2	-	-	9	7
Simeon Blair, DB, R-Jr.	7	2	0	-	8	3
Dorian Gerald, DL, *R-Sr.	1	1	2	2	5	-
Zach Williams, DL, Jr.	0	4	0	-	4	-
Jayden Johnson, DB, Fr.	3	-	-	-	3	-
Malik Chavis, DB, R-So.	2	0	-	-	2	-
Khari Johnson, DB, So.	0	1	-	-	1	-
Taurean Carter, DL, R-So.	0	1	0	-	1	-
Nick Turner, DB, R-Fr.	0	1	-	-	1	-
Jashaud Stewart, DL, So.	1	0	-	-	1	-



2021 SCORING DRIVES

ARKANSAS SCORING DRIVES

OPPONENT	START	PLAYS	YARDS	TIME	SCORING PLAY
RICE	ARK20	8	80	2:32	Jefferson 34-yd run
RICE	ARK43	6	57	2:10	Jefferson 5-yd run
RICE	ARK19	11	65	4:24	Little 34-yd field goal
RICE	RICE09	3	9	1:07	Smith 2-yd run
RICE	RICE40	3	40	1:47	T. Morris 9-yd pass from Jefferson
RICE	RICE16	4	16	1:39	D. Johnson 3-yd run
TEXAS	ARK37	12	57	5:29	Little 24-yd field goal
TEXAS	ARK34	7	66	2:48	D. Johnson 5-yd run
TEXAS	TX18	4	12	1:15	Little 24-yd field goal
TEXAS	ARK21	7	53	3:02	Little 44-yd field goal
TEXAS	ARK19	6	81	1:56	T. Smith 1-yd run
TEXAS	TX42	10	38	4:05	Little 22-yd field goal
TEXAS	TX32	1	32	0:10	Sanders 26-yd run
TEXAS	ARK26	8	75	5:06	Green 30-yd run
GA. SOUTHERN	ARK27	4	73	1:12	T. Smith 13-yd run
GA. SOUTHERN	ARK06	15	94	6:30	D. Johnson 11-yd run
GA. SOUTHERN	ARK01	7	99	1:56	T. Morris 14-yd pass from Jefferson
GA. SOUTHERN	ARK20	7	73	2:48	Little 25-yd field goal
GA. SOUTHERN	ARK20	4	80	1:27	W. Thompson 60-yd pass from Jefferson
GA. SOUTHERN	ARK09	1	91	0:14	Burks 91-yd pass from Jefferson
GA. SOUTHERN	ARK34	12	66	7:01	Hornsby 6-yd run
vs. TAMU	ARK14	8	57	3:17	Little 46-yd field goal
vs. TAMU	ARK20	1	80	0:11	Burks 85-yd pass from Jefferson
vs. TAMU	ARK18	4	82	1:22	Green 48-yd pass from Jefferson
vs. TAMU	TAMU48	9	42	3:21	Little 24-yd field goal
at OM	ARK18	15	82	6:55	Jefferson 5-yd run
at OM	ARK25	9	75	3:03	T. Smith 14-yd run
at OM	ARK25	9	75	4:00	Knox 3-yd pass from Jefferson
at OM	OM33	5	20	1:53	Little 31-yd field goal
at OM	ARK25	4	75	1:52	Jefferson 6-yd run
at OM	ARK14	4	86	1:52	Burks 20-yd pass from Jefferson
at OM	ARK35	8	65	2:37	Jefferson 10-yd run
at OM	ARK25	9	75	1:07	W. Thompson 9-yd pass from Jefferson
AUB	ARK25	11	49	4:39	Little 44-yd field goal
AUB	ARK16	12	84	2:35	Burks 11-yd pass from Jefferson
AUB	ARK25	6	75	2:30	Burks 30-yd pass from Jefferson
AUB	ARK25	13	75	4:16	D. Johnson 10-yd run
UAPB	ARK35	6	65	1:22	Kern 18-yd pass from Jefferson
UAPB	APB49	1	49	0:09	Burks 49-yd run
UAPB	ARK16	12	71	3:21	Little 31-yd field goal
UAPB	ARK05	7	95	1:44	Burks 18-yd pass from Jefferson
UAPB	ARK32	3	68	0:47	K. Jackson Jr. 29-yd pass from Jefferson
UAPB	ARK45	4	45	0:46	Burks 39-yd pass from Jefferson
MSU	ARK32	9	40	3:31	Little 46-yd field goal
MSU	ARK48	7	52	2:58	D. Johnson 1-yd run
MSU	ARK20	9	50	3:48	Little 48-yd field goal
MSU	ARK25	10	42	3:37	Little 51-yd field goal
MSU	ARK28	9	72	3:00	Burks 14-yd pass from Jefferson
MSU	ARK25	10	75	2:01	D. Johnson 4-yd run
at LSU	ARK47	5	23	1:36	Little 48-yd field goal
at LSU	ARK37	5	63	2:22	D. Johnson 43-yd pass from Jefferson
at LSU	ARK37	9	53	4:07	Little 27-yd field goal
at LSU	LSU25	4	6	-	Little 37-yd field goal
at ALA	ARK04	13	96	5:05	Burks 15-yd pass from Jefferson
at ALA	ARK25	7	75	1:41	D. Johnson 1-yd run
at ALA	ARK25	3	75	1:22	Burks 66-yd pass from Jefferson
at ALA	ARK25	10	75	4:45	Kern 32-yd pass from Bauer
at ALA	ARK25	12	75	4:37	Sanders 17-yd pass from Jefferson
MIZ	ARK15	8	67	3:22	Little 36-yd field goal
MIZ	ARK24	8	76	2:50	Sanders 1-yd run
MIZ	ARK39	3	61	1:11	T. Smith 4-yd run
MIZ	ARK48	2	52	0:16	Burks 52-yd pass from Jefferson
MIZ	ARK25	11	70	5:19	Little 23-yd field goal
MIZ	MIZ47	4	47	1:45	Sanders 7-yd run
vs. PSU	ARK39	12	61	5:42	Sanders 3-yd run
vs. PSU	ARK25	7	75	2:18	Jefferson 8-yd run
vs. PSU	ARK37	10	45	4:32	Little 36-yd field goal
vs. PSU	ARK21	4	79	1:38	Sanders 1-yd run

OPPONENT SCORING DRIVES

OPPONENT	START	PLAYS	YARDS	TIME	SCORING PLAY
RICE	ARK21	6	14	2:59	Riccitelli 29-yd field goal
RICE	ARK41	8	41	2:21	Myers 1-yd run
RICE	RICE44	2	56	0:48	Pitre III 41-yd pass from Green
TEXAS	ARK26	6	26	2:31	B. Robinson 1-yd run
TEXAS	TX25	10	75	3:17	Thompson 5-yd run
TEXAS	TX25	14	75	6:01	Thompson 2-yd run
GA. SOUTHERN	GS25	3	75	1:20	Tomlin 76-yd run
GA. SOUTHERN	GS25	12	60	2:23	Raynor 32-yd field goal
vs. TAMU	TAMU22	9	46	2:08	Small 49-yd field goal
vs. TAMU	TAMU25	3	75	1:16	Spiller 67-yd run
at UGA	UGA25	9	75	4:14	Z. White 3-yd run
at UGA	UGA44	10	56	4:44	K. Milton 1-yd run
at UGA	UGA20	9	51	4:39	Podlesny 46-yd field goal
at UGA	ARK46	10	33	4:27	Podlesny 30-yd field goal
at UGA	UGA07	11	93	5:50	Z. White 15-yd run
at UGA	UGA38	10	42	6:40	Podlesny 37-yd field goal
at OM	OM25	17	75	5:42	Corral 5-yd run
at OM	OM17	2	83	0:33	Drummond 67-yd pass from Corral
at OM	OM32	9	68	2:39	Corral 7-yd run
at OM	OM25	8	42	3:22	Costa 50-yd field goal
at OM	OM21	3	79	0:44	Conner 51-yd run
at OM	OM25	10	75	3:29	Conner 34-yd run
at OM	OM25	7	75	2:11	Conner 1-yd run
at OM	OM25	2	75	0:15	Sanders 68-yd pass from Corral
AUB	AUB25	6	75	2:44	Johnson 39-yd pass from Nix
AUB	AUB35	9	65	4:18	Bigsby 1-yd run
AUB	AUB29	1	71	0:11	Robertson 71-yd pass from Nix
AUB	AUB25	9	63	4:25	Carlson 29-yd field goal
AUB	AUB25	12	75	6:11	Nix 23-yd run
UAPB	APB24	9	61	5:19	Piwniczka 32-yd field goal
MSU	MSU26	11	74	3:08	Walley 3-yd pass from Rogers
MSU	MSU34	13	66	6:36	Thomas 6-yd pass from Rogers
MSU	MSU25	7	75	2:29	Thomas 37-yd pass from Rogers
MSU	MSU24	9	76	5:05	Marks 15-yd pass from Rogers
at LSU	ARK43	9	28	3:04	York 34-yd field goal
at LSU	ARK40	3	40	0:20	Bech 29-yd pass from Nussmeier
at LSU	LSU25	12	48	4:44	York 45-yd field goal
at ALA	ARK32	4	2	0:46	Reichard 48-yd field goal
at ALA	ALA02	9	98	3:36	Metchie 20-yd pass from Young
at ALA	ALA25	2	75	0:45	Williams 79-yd pass from Young
at ALA	ALA25	6	75	1:56	Williams 32-yd pass from Young
at ALA	ALA25	9	75	3:29	Leary 11-yd pass from Young
at ALA	ALA24	9	63	3:06	Reichard 30-yd field goal
at ALA	ALA45	4	55	1:51	Williams 40-yd pass from Young
MIZ	ARK39	7	11	3:53	Mevis 46-yd field goal
MIZ	MIZ25	8	44	2:51	Mevis 49-yd field goal
MIZ	MIZ25	14	51	7:45	Mevis 41-yd field goal
MIZ	MIZ42	11	58	4:22	Badie 5-yd run
vs. PSU	ARK42	1	42	0:07	Lambert-Smith 42-yd pass from Clifford
vs. PSU	PSU24	7	61	2:40	Pinegar 43-yd field goal



2021 MISCELLANEOUS STATISTICS

ARKANSAS INSIDE THE OPPONENT REDZONE

	TIMES IN RZ	TOTAL SCORED	PTS	TDS	RUSH TDS	PASS TDS	FG MADE	FG ATT	DOWN DOWNS	INT	FUMB	HALF GAME
Rice	5	5	31	4	3	1	1	1	0	0	0	0
Texas	6	5	23	2	2	0	3	3	0	0	0	1
Ga. Southern	5	5	31	4	3	1	1	1	0	0	0	0
vs. Texas A&M	2	1	3	0	0	0	1	1	0	0	0	1
at Georgia	1	0	0	0	0	0	0	1	0	0	0	0
at Ole Miss	8	8	51	7	4	3	1	1	0	0	0	0
Auburn	3	2	13	2	1	1	0	0	1	0	0	0
UAPB	3	3	17	2	0	2	1	1	0	0	0	0
Mississippi St.	3	3	22	3	2	1	0	0	0	0	0	0
at LSU	2	2	6	0	0	0	2	2	0	0	0	0
at Alabama	3	3	21	3	1	2	0	0	0	0	0	0
Missouri	5	5	27	3	3	0	2	2	0	0	0	0
vs. Penn St.	6	4	24	3	3	0	1	1	0	1	0	1
TOTAL	52	46	269	33	22	11	13	14	1	1	0	3

TOTALS 46 OF 52 (88.5)

OPPONENTS INSIDE THE ARKANSAS REDZONE

	TIMES IN RZ	TOTAL SCORED	PTS	TDS	RUSH TDS	PASS TDS	FG MADE	FG ATT	DOWN DOWNS	INT	FUMB	HALF GAME
Rice	4	2	10	1	1	0	1	2	1	0	0	0
Texas	3	3	21	3	3	0	0	0	0	0	0	0
Ga. Southern	1	1	3	0	0	0	1	1	0	0	0	0
vs. Texas A&M	0	0	0	0	0	0	0	0	0	0	0	0
at Georgia	5	5	27	3	3	0	2	2	0	0	0	0
at Ole Miss	3	3	20	3	3	0	0	0	0	0	0	0
Auburn	3	3	17	2	2	0	1	1	0	0	0	0
UAPB	3	1	3	0	0	0	1	2	0	1	0	0
Mississippi St.	4	3	21	3	0	3	0	1	0	0	0	0
at LSU	3	1	3	0	0	0	1	1	0	1	1	0
at Alabama	4	3	17	2	0	2	1	2	0	0	0	0
Missouri	1	1	8	1	1	0	0	0	0	0	0	0
vs. Penn St.	3	1	3	0	0	0	1	2	0	1	0	0
TOTAL	37	27	153	18	13	5	9	14	1	3	1	0

TOTALS 27 OF 37 (73.0)

SCORING DRIVE BREAKDOWN

YARDAGE	ARKANSAS TD	FG	OPPONENT TD	FG
No drive	1	-	2	-
Neg. Yards	-	-	-	-
0-9	1	1	-	1
10-19	1	1	-	2
20-29	1	2	1	2
30-39	-	1	-	1
40-49	4	5	3	4
50-59	3	5	4	2
60-69	8	2	3	5
70-79	18	3	19	-
80-89	8	-	1	-
90-99	4	-	2	-
TOTAL	49	20	35	17

THREE & OUT DRIVES

	ARKANSAS THREE-&OUTS/DRIVES	OPPONENT THREE-&OUTS/DRIVES
Rice	5/15 (33.3%)	2/15 (13.3%)
Texas	1/13 (7.7%)	5/12 (41.7%)
Ga. Southern	5/13 (38.5%)	6/13 (46.2%)
vs. Texas A&M	2/13 (15.4%)	2/12 (16.7%)
at Georgia	7/10 (70.0%)	2/9 (22.2%)
at Ole Miss	0/12 (0.0%)	3/12 (25.0%)
Auburn	1/12 (8.3%)	3/12 (25.0%)
UAPB	1/13 (7.7%)	6/14 (42.9%)
Mississippi State	1/10 (10.0%)	2/10 (20.0%)
at LSU	6/15 (40.0%)	3/14 (21.4%)
at Alabama	3/12 (25.0%)	0/13 (0.0%)
Missouri	5/14 (35.7%)	3/13 (23.1%)
Penn State	2/12 (16.7%)	2/12 (16.7%)
TOTAL	39/164 (23.8%)	39/159 (24.5%)

20+ YARD BREAKDOWN BY YARDS

LONG PLAYS BY YARDS	NO.	TD
100+	0	0
90-99	1	1
80-89	2	2
70-79	0	0
60-69	2	2
50-59	2	1
40-49	14	2
30-39	19	5
20-29	35	3
TOTAL	75	16

20+ YARD BREAKDOWN BY TYPE

LONG PLAYS BY YARDS	NO.	TD
Rushing	25	4
Passing	39	11
Punt returns	4	1
Kick returns	5	0
Interceptions	2	0
Fumble returns	0	0
Other	0	0
TOTAL	75	16

SPECIAL TEAMS TACKLES

PLAYER	TOTAL
Malik Chavis	4
Simeon Blair	4
Jackson Woodard	3
Nick Turner	2
T.J. Hammonds	2
Greg Brooks Jr.	2
Eric Thomas Jr.	2
Jayden Johnson	1
Jashaud Stewart	1
Myles Slusher	1
Trent Gordon	1
Reid Bauer	1
Shane Clinin	1
Deon Edwards	1
TOTAL	26

LONGEST PLAYS OF THE YEAR

Rushing	49	KJ Jefferson vs. Penn State (1/1/22)
Rushing Touchdown	49	Treyton Burks vs. UAPB (10/23/21)
Passing	91	Treyton Burks from KJ Jefferson vs. Georgia Southern (9/18/21)
Passing Touchdown	91	Treyton Burks from KJ Jefferson vs. Georgia Southern (9/18/21)
Punt Return	80	Nathan Parodi vs. UAPB (10/21/21)
Kick Return	42	LaDarius Bishop vs. Rice (9/4/21)
Interception Return	44	Jalen Catalon vs. Rice (9/4/21)
Fumble Return	6	Greg Brooks Jr. vs. Texas (9/11/21)
Punt	61	Reid Bauer vs. UAPB (10/23/21)
Field Goal	51	Cam Little vs. Mississippi State (11/6/21)



2021 SEASON HIGHS

INDIVIDUAL GAME HIGHS

RUSHES	22	Trelon Smith vs Rice (09/04/2021)
YARDS RUSHING	139	Raheim Sanders at Ole Miss (10/09/2021)
TD RUSHES	3	K.J. Jefferson at Ole Miss (10/09/2021)
LONG RUSH	49	K.J. Jefferson vs Missouri (11/26/2021)
	49	Treyton Burks vs UAPB (10/23/2021)
PASS ATTEMPTS	35	K.J. Jefferson vs Auburn (10/16/2021)
	35	K.J. Jefferson at Ole Miss (10/09/2021)
PASS COMPLETIONS	25	K.J. Jefferson at Ole Miss (10/09/2021)
YARDS PASSING	366	K.J. Jefferson vs Ga. Southern (09/18/2021)
TD PASSES	4	K.J. Jefferson vs UAPB (10/23/2021)
LONG PASS	91	K.J. Jefferson vs Ga. Southern (09/18/2021)
RECEPTIONS	9	Treyton Burks vs Auburn (10/16/2021)
YARDS RECEIVING	179	Treyton Burks at Alabama (11/20/2021)
TD RECEPTIONS	2	Treyton Burks at Alabama (11/20/2021)
	2	Treyton Burks vs UAPB (10/23/2021)
	2	Treyton Burks vs Auburn (10/16/2021)
LONG RECEPTION	91	Treyton Burks vs Ga. Southern (09/18/2021)
PUNTS	7	Reid Bauer at LSU (11/13/2021)
	7	Reid Bauer at Georgia (10/02/2021)
PUNTING AVG	50.5	Reid Bauer vs Mississippi St. (11/06/2021)
LONG PUNT	61	Reid Bauer vs Missouri (11/26/2021)
PUNTS INSIDE 20	3	Reid Bauer vs Penn St. (N) (01/01/2022)
	3	Reid Bauer at Georgia (10/02/2021)
LONG PUNT RETURN	80	Nathan Parodi vs UAPB (10/23/2021)
LONG KICKOFF RETURN	42	LaDarius Bishop vs Rice (09/04/2021)
TACKLES	15	Hayden Henry vs Texas (09/11/2021)
SACKS	2	Tre Williams vs Mississippi St. (11/06/2021)
	2	Tre Williams vs Texas A&M (N) (09/25/2021)
TACKLES FOR LOSS	2.5	Grant Morgan vs Texas (09/11/2021)
	2.5	Hayden Henry vs Texas (09/11/2021)

TEAM GAME HIGHS

RUSHES	58	vs Penn St. (N) (01/01/2022)
	58	at Ole Miss (10/09/2021)
YARDS RUSHING	353	vs Penn St. (N) (01/01/2022)
YARDS PER RUSH	7.1	UAPB (10/23/2021)
TD RUSHES	4	at Ole Miss (10/09/2021)
	4	Texas (09/11/2021)
	4	Rice (09/04/2021)
PASS ATTEMPTS	35	Auburn (10/16/2021)
	35	at Ole Miss (10/09/2021)
PASS COMPLETIONS	25	at Ole Miss (10/09/2021)
YARDS PASSING	364	Ga. Southern (09/18/2021)
YARDS PER PASS	14.6	Ga. Southern (09/18/2021)
TD PASSES	4	at Alabama (11/20/2021)
	4	UAPB (10/23/2021)
TOTAL PLAYS	93	at Ole Miss (10/09/2021)
TOTAL OFFENSE	676	at Ole Miss (10/09/2021)
YARDS PER PLAY	8.7	Ga. Southern (09/18/2021)
POINTS	51	at Ole Miss (10/09/2021)
SACKS BY	4	at Alabama (11/20/2021)
FIRST DOWNS	39	at Ole Miss (10/09/2021)
PENALTIES	13	Rice (09/04/2021)
	13	at Georgia (10/02/2021)
PENALTY YARDS	117	Rice (09/04/2021)
TURNOVERS	2	vs Penn St. (N) (01/01/2022)
	2	UAPB (10/23/2021)
	2	at Ole Miss (10/09/2021)
PUNTS	8	at Georgia (10/02/2021)
	8	at LSU (11/13/2021)
PUNTING AVG	50.5	Mississippi St. (11/06/2021)
LONG PUNT	61	Missouri (11/26/2021)
PUNTS INSIDE 20	3	at Georgia (10/02/2021)
	3	vs Penn St. (N) (01/01/2022)
LONG PUNT RETURN	80	UAPB (10/23/2021)

OPPONENT INDIVIDUAL GAME HIGHS

RUSHES	41	Tyler Badie vs Missouri (11/26/2021)
YARDS RUSHING	219	Tyler Badie vs Missouri (11/26/2021)
TD RUSHES	3	Snoop Conner at Ole Miss (10/09/2021)
LONG RUSH	76	Justin Tomlin vs Ga. Southern (09/18/2021)
PASS ATTEMPTS	48	Will Rogers vs Mississippi St. (11/06/2021)
PASS COMPLETIONS	36	Will Rogers vs Mississippi St. (11/06/2021)
YARDS PASSING	559	Bryce Young at Alabama (11/20/2021)
TD PASSES	5	Bryce Young at Alabama (11/20/2021)
LONG PASS	79	Bryce Young at Alabama (11/20/2021)
RECEPTIONS	10	John Metchie at Alabama (11/20/2021)
YARDS RECEIVING	190	Jameson Williams at Alabama (11/20/2021)
TD RECEPTIONS	3	Jameson Williams at Alabama (11/20/2021)
LONG RECEPTION	79	Jameson Williams at Alabama (11/20/2021)
FIELD GOALS	3	Harrison Mevis vs Missouri (11/26/2021)
	3	Jack Podlesny at Georgia (10/02/2021)
LONG FIELD GOALS	50	Caden Costa at Ole Miss (10/09/2021)
PUNTS	10	Anthony Beck II vs Ga. Southern (09/18/2021)
PUNTING AVG	48.0	Anthony Beck II vs Ga. Southern (09/18/2021)
LONG PUNT	61	Sean Koetting vs Missouri (11/26/2021)
PUNTS INSIDE 20	5	Nik Constantinou vs Texas A&M (N) (09/25/2021)
LONG PUNT RETURN	30	Braylon Sanders at Ole Miss (10/09/2021)
LONG KICKOFF RETURN	33	Jo'quavious Marks vs Mississippi St. (11/06/2021)
TACKLES	15	Zakoby McClain vs Auburn (10/16/2021)
SACKS	3	Smith Vilbert vs Penn St. (N) (01/01/2022)
TACKLES FOR LOSS	3.5	Will Anderson Jr. at Alabama (11/20/2021)
	3.5	Micah Baskerville at LSU (11/13/2021)
INTERCEPTIONS	2	Ji'Ayir Brown vs Penn St. (N) (01/01/2022)

OPPONENT TEAM GAME HIGHS

RUSHES	56	at Georgia (10/02/2021)
YARDS RUSHING	324	at Ole Miss (10/09/2021)
YARDS PER RUSH	6.6	at Ole Miss (10/09/2021)
TD RUSHES	5	at Ole Miss (10/09/2021)
PASS ATTEMPTS	48	Mississippi St. (11/06/2021)
PASS COMPLETIONS	36	Mississippi St. (11/06/2021)
YARDS PASSING	559	at Alabama (11/20/2021)
YARDS PER PASS	14.0	at Alabama (11/20/2021)
TD PASSES	5	at Alabama (11/20/2021)
TOTAL PLAYS	79	at LSU (11/13/2021)
TOTAL OFFENSE	671	at Alabama (11/20/2021)
YARDS PER PLAY	8.8	at Alabama (11/20/2021)
POINTS	52	at Ole Miss (10/09/2021)
SACKS BY	5	vs Penn St. (N) (01/01/2022)
FIRST DOWNS	29	at Alabama (11/20/2021)
PENALTIES	11	vs Texas A&M (N) (09/25/2021)
PENALTY YARDS	77	Mississippi St. (11/06/2021)
TURNOVERS	3	vs Penn St. (N) (01/01/2022)
	3	at LSU (11/13/2021)
	3	Rice (09/04/2021)
PUNTS	10	Ga. Southern (09/18/2021)
PUNTING AVG	48.0	Ga. Southern (09/18/2021)
LONG PUNT	61	Missouri (11/26/2021)
PUNTS INSIDE 20	5	vs Texas A&M (N) (09/25/2021)
LONG PUNT RETURN	30	at Ole Miss (10/09/2021)



2021 SEC RECAP

FINAL STANDINGS

EAST	SEC	PCT.	PF	PA	OVERALL	PCT.	PF	PA	HOME	AWAY	NTRL	VS. DIV.	TOP 25	TOP 10	STRK
#Georgia	8-0	1.000	321	66	14-1	.933	579	153	6-0	4-0	4-1	6-0	6-1	4-1	W2
Kentucky	5-3	.625	219	195	10-3	.769	420	282	6-1	3-2	1-0	4-2	2-1	1-1	W4
Tennessee	4-4	.500	278	269	7-6	.538	513	378	5-3	2-2	0-1	4-2	1-4	0-2	L1
Missouri	3-5	.375	181	288	6-7	.462	378	440	5-2	1-4	0-1	3-3	0-3	0-1	L2
South Carolina	3-5	.375	167	230	7-6	.538	294	312	5-2	1-4	1-0	2-4	0-3	0-1	W1
Florida	2-6	.250	211	212	6-7	.462	399	348	5-1	1-4	0-2	2-4	0-3	0-2	L1
Vanderbilt	0-8	.000	109	323	2-10	.167	189	436	1-6	1-4	0-0	0-6	0-3	0-2	L7

#Eastern Division Champion

WEST	SEC	PCT.	PF	PA	OVERALL	PCT.	PF	PA	HOME	AWAY	NTRL	VS. DIV.	TOP 25	TOP 10	STRK
^Alabama	7-1	.875	298	195	13-2	.866	598	302	7-0	3-1	3-1	5-1	6-1	3-1	L1
Ole Miss	6-2	.750	246	224	10-3	.769	438	321	7-0	2-2	1-1	4-2	2-3	0-2	W4
Arkansas	4-4	.500	210	237	9-4	.692	402	298	6-1	1-3	2-0	3-3	3-3	1-2	W2
Mississippi State	4-4	.500	228	218	7-6	.538	378	337	4-3	3-2	0-0	2-4	3-2	0-2	L2
Texas A&M	4-4	.500	215	171	8-4	.667	352	191	6-1	1-2	1-1	2-4	2-2	1-0	L1
Auburn	3-5	.375	179	204	6-7	.462	368	283	4-3	2-3	0-0	3-3	2-4	1-4	L5
LSU	3-5	.375	188	224	6-7	.462	345	346	5-2	1-4	0-1	2-4	1-5	0-1	L1

^SEC Champion

NOTES: This marked the 15th time in the last 16 seasons a team from the SEC has advanced to the national title game. The SEC is 9-1 in CFP Semifinals, and 11-3 overall in CFP games not versus each other; vs. Top 25 - Record: vs. teams in Top 25 (AP, USA Today) when game was played; teams listed in alphabetical order unless tie-breaker applicable.

COLLEGE FOOTBALL PLAYOFF NATIONAL CHAMPIONSHIP

Georgia 33, Alabama 18

Attendance: 68,311 • TV: ESPN

Jan. 10 • Lucas Oil Stadium • Indianapolis, Ind.

Offensive MVP: Stetson Bennett, Georgia; Defensive MVP: Lewis Cine, Georgia

SEC BOWL RESULTS

LOCKHEED MARTIN ARMED FORCES BOWL

Army 24, Missouri 22

Dec. 22 • Amon G. Carter Stadium

Fort Worth, Texas

GOODYEAR COTTON BOWL

Alabama 27, Cincinnati 6

Dec. 31 • Cotton Bowl Stadium

Arlington, Texas

UNION HOME MORTGAGE GASPARILLA BOWL

UCF 29, Florida 27

Dec. 23 • Raymond James Stadium

Tampa, Fla.

CAPITAL ONE ORANGE BOWL

Georgia 34, Michigan 11

Dec. 31 • Hard Rock Stadium

Miami, Fla.

AUTOZONE LIBERTY BOWL

Texas Tech 34, Mississippi State 7

Dec. 28 • Liberty Bowl Stadium

Memphis, Tenn.

VRBO CITRUS BOWL

Kentucky 20, Iowa 17

Jan. 1 • Camping World Stadium

Orlando, Fla.

TICKETSMARTER BIRMINGHAM BOWL

Houston, 17, Auburn 13

Dec. 28 • Protective Stadium

Birmingham, Ala.

ALLSTATE SUGAR BOWL

Baylor 21, Ole Miss 7

Jan. 1 • Caesars Superdome

New Orleans, La.

DUKE'S MAYO BOWL

South Carolina 38, North Carolina 21

Dec. 30 • Bank of America Stadium

Charlotte, N.C.

OUTBACK BOWL

Arkansas 24, Penn State 10

Jan. 1 • Raymond James Stadium

Tampa Bay, Fla.

TRANSPERFECT MUSIC CITY BOWL

Purdue 48, Tennessee 45

Dec. 30 • Nissan Stadium

Nashville, Tenn.

TAXACT TEXAS BOWL

Kansas State 42, LSU 20

Jan. 4 • NRG Stadium

Houston, Texas

ARKANSAS IN THE SEC & NATIONAL RANKINGS

CATEGORY	VALUE	NCAA	SEC
3rd Down Conversion Pct (130 ranked).....	0.368	90	12
3rd Down Conversion Pct Defense (129 ranked).....	0.335	16	3
4th Down Conversion Pct (130 ranked).....	0.632	27	3
4th Down Conversion Pct Defense (130 ranked).....	0.6	90	11
Blocked Kicks (67 ranked).....	1	67	10
Blocked Kicks Allowed (129 ranked).....	2	66	9
Blocked Punts (32 ranked).....	1	32	6
Blocked Punts Allowed (129 ranked).....	2	107	14
Completion Percentage (130 ranked).....	0.653	23	6
Defensive TDs (62 ranked).....			
Fewest Penalties (130 ranked).....	104	121	11
Fewest Penalties Per Game (130 ranked).....	8	120	12
Fewest Penalty Yards (130 ranked).....	819	107	11
Fewest Penalty Yards Per Game (130 ranked).....	63	103	11
First Downs Defense (130 ranked).....	250	45	6
First Downs Offense (130 ranked).....	285	46	8
Fumbles Lost (128 ranked).....	6	42	7
Fumbles Recovered (125 ranked).....	4	107	9
Kickoff Return Defense (130 ranked).....	211	69	8
Kickoff Returns (130 ranked).....	18.24	96	10
Net Punting (130 ranked).....	38.51	80	10
Passes Had Intercepted (129 ranked).....	5	10	3
Passes Intercepted (130 ranked).....	13	33	4
Passing Offense (130 ranked).....	213.9	85	11
Passing Yards Allowed (130 ranked).....	214.2	41	6
Passing Yards per Completion (130 ranked).....	13.57	26	3
Punt Return Defense (130 ranked).....	7.67	63	7
Punt Returns (130 ranked).....	10.56	31	4
Red Zone Defense (130 ranked).....	0.73	13	3
Red Zone Offense (130 ranked).....	0.885	27	3
Rushing Defense (130 ranked).....	153.5	69	9
Rushing Offense (130 ranked).....	227.8	7	1
Sacks Allowed (130 ranked).....	2.31	70	7
Scoring Defense (130 ranked).....	22.9	39	6
Scoring Offense (130 ranked).....	30.9	48	6
Tackles for Loss Allowed (130 ranked).....	6.77	110	13
Team Passing Efficiency (130 ranked).....	159.62	10	4
Team Passing Efficiency Defense (130 ranked).....	125.68	36	6
Team Sacks (129 ranked).....	1.85	89	13
Team Sacks for Loss (129 ranked).....	6.1	50	7
Time of Possession (130 ranked).....	28:57	93	12
Total Defense (130 ranked).....	367.7	50	7
Total Offense (130 ranked).....	441.7	27	6
Turnover Margin (130 ranked).....	0.46	31	3
Turnovers Gained (129 ranked).....	17	61	5
Turnovers Lost (130 ranked).....	11	10	1
Winning Percentage (127 ranked).....	0.692	30	5



2021 SEC RECAP

COACHES' SEC AWARDS

OFFENSIVE PLAYER OF THE YEAR

QB Bryce Young, Alabama

DEFENSIVE PLAYER OF THE YEAR

LB Will Anderson Jr., Alabama

SPECIAL TEAMS PLAYER OF THE YEAR

RS Jameson Williams, Alabama

RS Velus Jones Jr., Tennessee

FRESHMAN OF THE YEAR

TE Brock Bowers, Georgia

SCHOLAR-ATHLETE OF THE YEAR

RB Tyler Badie, Missouri

JACOBS BLOCKING TROPHY

OL Darian Kinnard, Kentucky

COACH OF THE YEAR

Kirby Smart, Georgia

COACHES' ALL-SEC TEAMS

FIRST TEAM OFFENSE

QB Bryce Young, Alabama

RB Tyler Badie, Missouri
Brian Robinson Jr., Alabama

WR Jameson Williams, Alabama
Treyton Burks, Arkansas

TE Brock Bowers, Georgia

OL Darian Kinnard, Kentucky
Evan Neal, Alabama

Kenyon Green, Texas A&M
Charles Cross, Mississippi State

C Luke Fortner, Kentucky

AP Velus Jones Jr., Tennessee

FIRST TEAM DEFENSE

DL Jordan Davis, Georgia
Sam Williams, Ole Miss
DeMarvin Leal, Texas A&M
Devonte Wyatt, Georgia

LB Will Anderson Jr., Alabama
Nakobe Dean, Georgia
Damone Clark, LSU

DB Roger McCreary, Auburn
Jordan Battle, Alabama
Jaylan Foster, South Carolina
Montaric Brown, Arkansas

FIRST TEAM SPECIAL TEAMS

PK Harrison Mevis, Missouri

P Jake Camarda, Georgia

RS Velus Jones Jr., Tennessee

SECOND TEAM OFFENSE

QB Matt Corral, Ole Miss

RB Chris Rodriguez Jr., Kentucky
Isaiah Spiller, Texas A&M

WR John Metchie III, Alabama
Wan'Dale Robinson, Kentucky

TE Jalen Wydermyer, Texas A&M

OL Jamaree Salyer, Georgia
Ed Ingram, LSU
Cade Mays, Tennessee
Justin Shaffer, Georgia

C Michael Malette, Missouri

AP Jerrion Ealy, Ole Miss

SECOND TEAM DEFENSE

DL Phidarian Mathis, Alabama
Derick Hall, Auburn
Josh Paschal, Kentucky

Jalen Carter, Georgia
LB Henry To'o To'o, Alabama
Bumper Pool, Arkansas

Zakoby McClain, Auburn
DB Derion Kendrick, Georgia
Theo Jackson, Tennessee

Jalyn Armour-Davis, Alabama
Lewis Cine, Georgia

Emmanuel Forbes, Mississippi State

SECOND TEAM SPECIAL TEAMS

PK Cade York, LSU

P Nik Constantinou, Texas A&M

RS Jameson Williams, Alabama

AP SEC AWARDS

OFFENSIVE PLAYER OF THE YEAR

QB Bryce Young, Alabama

DEFENSIVE PLAYER OF THE YEAR

LB Will Anderson, Alabama

NEWCOMER OF THE YEAR

TE Brock Bowers, Georgia

COACH OF THE YEAR

Kirby Smart, Georgia

AP ALL-SEC TEAMS

FIRST TEAM OFFENSE

QB Bryce Young, Alabama

RB Tyler Badie, Missouri
Chris Rodriguez, Kentucky

OL Darian Kinnard, Kentucky
Charles Cross, Mississippi State
Kenyon Green, Texas A&M
Evan Neal, Alabama

C Michael Maletti, Missouri

TE Brock Bowers, Georgia

WR Jameson Williams, Alabama
Treyton Burks, Arkansas

K Harrison Mevis, Missouri

AP Velus Jones, Tennessee

FIRST TEAM DEFENSE

DE Sam Williams, Ole Miss

Josh Paschal, Kentucky
DT DeMarvin Leal, Texas A&M

Jordan Davis, Georgia

LB Will Anderson, Alabama
Nakobe Dean, Georgia
Damone Clark, LSU

DB Roger McCreary, Auburn
Lewis Cine, Georgia

Jaylan Foster, South Carolina
Jordan Battle, Alabama

P Nik Constantinou, Texas A&M

SECOND TEAM OFFENSE

QB Matt Corral, Ole Miss

RB Isaiah Spiller, Texas A&M
Brian Robinson, Alabama

OL Jamaree Salyer, Georgia
Layden Robinson, Texas A&M
Justin Shaffer, Georgia
Cade Mays, Tennessee

C Ricky Stromberg, Arkansas

TE Jalen Wydermyer, Texas A&M

WR Wan'Dale Robinson, Kentucky
John Metchie III, Alabama

PK Cade York, LSU

SECOND TEAM DEFENSE

DE Derick Hall, Auburn
Tyree Johnson, Texas A&M

DT Devonte Wyatt, Georgia
Neal Farrell Jr., LSU

LB Channing Tindall, Georgia
Zakoby McClain, Auburn
Bumper Pool, Arkansas

DB Derion Kendrick, Georgia
Cam Smith, South Carolina
AJ Finley, Ole Miss

Antonio Johnson, Texas A&M

P Jake Camarda, Georgia

AP Jameson Williams, Alabama



TREYTON BURKS set a school record with six 100-yard receiving games in 2021 on his way to earning First-Team All-SEC honors.



1964 NATIONAL CHAMPIONS

Without question, the proudest moment in the history of Arkansas Razorback football is the 1964 national championship. Head coach Frank Broyles led his 1964 team to an undefeated 10-0 regular season record and a 10-7 Cotton Bowl victory over Nebraska.

The 1964 national championship was historic not so much for who won but for when the title was awarded.

In 1964, seven different entities named a mythical national champion. The two most notable polls to fans at the time – The Associated Press and the United Press International – did not wait until after the bowl games to award their champion. Because of that, Alabama was named the national champ by the AP, UPI and Litkenhous groups. However, the Crimson Tide went on to lose 21-17 to Texas in the Orange Bowl and finish 10-1 on the year.

Arkansas remained the only undefeated team in the country at 11-0 with its victory over Nebraska. Two groups who waited until after the bowl games to name their champion – The Football Writers Association of America and the Helms Athletic Foundation – named Broyles' Razorbacks as national champs. Notre Dame and Michigan also were honored by lesser known polls. Both the AP (1965) and UPI (1974) eventually changed their procedure, choosing to wait until after the bowls to announce their final polls.

1964 GAME-BY-GAME

ARKANSAS 14, OKLAHOMA STATE 10

SEPT. 19, 1964 • LITTLE ROCK, ARK.

- The Hogs earned 235 yards rushing including touchdown runs by Jim Lindsey and Bobby Burnett.
- Arkansas staged a 64-yard game-winning drive in the third quarter to secure the victory.

ARKANSAS 31, TULSA 22

SEPT. 26, 1964 • FAYETTEVILLE, ARK.

- Arkansas scored 31 straight points after trailing 14-0 midway through the first quarter.
- Arkansas All-American linebacker Ronnie Caveness returned an interception for a touchdown and recovered a fumble in the win.

ARKANSAS 29, TCU 6

OCT. 3, 1964 • FORT WORTH, TEXAS

- The Razorbacks intercepted TCU six times in the victory including two thefts by defensive halfback Bill Gray.
- Arkansas quarterback Fred Marshall threw for 157 yards and scored a rushing touchdown.



FIRST ROW (L-R): 1. Gary Robinson; 2. Ronnie Mac Smith; 3. Tom McNelly; 4. Fred Marshall; 5. Jerry Welch; 6. Jim Finch; 7. Dick Hatfield; 8. Ken Hatfield; 9. Jim Lindsey; 10. Johnny Majors. **SECOND ROW:** 11. Bill Ferrell; 12. Randy Stewart; 13. Jerry Jones; 14. Mike Jordan; 15. Tommy Sain; 16. Bobby Roper; 17. Jim Williams; 18. Larry Watkins; 19. Loyd Phillips; 20. Bobby Burnett; 21. Lee Johnson; 22. Melvin Gibbs; 23. Glen Ray Hines; 24. Mike Bender; 25. Jim Mackenzie. **THIRD ROW:** 26. Lon Ferrell; 27. Merv Johnson; 28. Eddie Woodlee; 29. Martine Bercher; 30. Dick Cunningham; 31. Harry Jones; 32. Jimmy Johnson. **FOURTH ROW:** 33. Bobby Nix; 34. Richard Trail; 35. Tommy Burnett; 36. Guy Jones; 37. Joe Black; 38. Bill Gray; 39. Claud Smithey; 40. Jackie Brausuell; 41. Stu Berryhill; 42. Bobby Crockett; 43. Charles Daniel.

ARKANSAS 17, BAYLOR 6

OCT. 10, 1964 • LITTLE ROCK, ARK.

- Arkansas racked up 342 yards of total offense.
- The Hogs collected six Baylor turnovers including three interceptions and three fumble recoveries.

ARKANSAS 14, TEXAS 13

OCT. 17, 1964 • AUSTIN, TEXAS

- Ken Hatfield's 81-yard punt return for a touchdown set the tone for the Arkansas victory.
- Arkansas linebacker Ronnie Caveness tallied 25 tackles against the Longhorns.

ARKANSAS 17, WICHITA STATE 0

OCT. 24, 1964 • LITTLE ROCK, ARK.

- Arkansas blanked the Shockers in the first of its school-record-tying five straight shutouts.
- Quarterback Fred Marshall ran for a score and passed to Jim Lindsey for another in the win.

ARKANSAS 17, TEXAS A&M 0

OCT. 31, 1964 • COLLEGE STATION, TEXAS

- The Arkansas defense limited Texas A&M to seven yards rushing in the final 30 minutes of the game.
- Arkansas offensive halfback Jack Brasuell scored twice on the ground in the win over the Aggies.

ARKANSAS 21, RICE 0

NOV. 7, 1964 • FAYETTEVILLE, ARK.

- Rice snapped the ball in Arkansas territory on only

one play the entire game.

- Harry Jones returned an Owls' errant pass for a 35-yard touchdown.

ARKANSAS 44, SMU 0

NOV. 14, 1964 • FAYETTEVILLE, ARK.

- Arkansas racked up 340 yards in total offense.
- Ken Hatfield essentially cemented his national punt return crown by returning a punt 78 yards for a touchdown against the Ponies.

ARKANSAS 17, TEXAS TECH 0

NOV. 21, 1964 • LUBBOCK, TEXAS

- The Razorbacks tied a school record with their fifth straight shutout.
- Bobby Roper blocked two Texas Tech field goal attempts and recovered a fumble in the regular-season finale against the Red Raiders.

ARKANSAS 10, NEBRASKA 7

JAN. 1, 1965 • COTTON BOWL • DALLAS, TEXAS

- The Hogs' victory coupled with a loss by Alabama in the Orange Bowl established Arkansas as the only undefeated team in the nation. Both the Football Writers Association of America and the Helms Athletic Foundation voted Arkansas the 1964 national champion.
- Arkansas trailed 7-3 before mounting an 80-yard scoring drive in the fourth quarter to secure the win and the national crown.



NATIONAL AWARD WINNERS



#5 DARREN McFADDEN

Little Rock, Ark.
Running Back

2007 WALTER CAMP PLAYER OF THE YEAR
2007 DOAK WALKER AWARD
2007 SPORTING NEWS PLAYER OF THE YEAR
2007 UNANIMOUS FIRST TEAM ALL-AMERICAN
2006 DOAK WALKER AWARD
2006 CONSENSUS FIRST TEAM ALL-AMERICAN



McFADDEN'S HONORS

2007

- Walter Camp Player of the Year
- Doak Walker Award
- Heisman Trophy Runner-Up
- Unanimous First Team All-American (AFCA, AP, CBSSports.com, College Football News, FWAA, Phil Steele, Pro Football Weekly, Rivals.com, Sporting News, Walter Camp)
- Sporting News Player of the Year
- Maxwell Award Finalist
- SEC Coaches Offensive Player of the Year
- First Team All-SEC (AP, Coaches)

2006

- Doak Walker Award
- Heisman Trophy Runner-Up
- Consensus First Team All-American (AFCA, AP, CBSSports.com, FWAA, Rivals.com, Sports Illustrated, Pro Football Weekly, Scout.com, Walter Camp)
- Walter Camp Player of the Year Finalist
- Associated Press SEC Offensive Player of the Year
- SEC Coaches Offensive Player of the Year
- First Team All-SEC (AP, Coaches)
- SEC Co-Offensive Player of the Week (Nov. 24 vs. LSU)

2005

- First Team Freshman All-American (FWAA, College Football News, ESPN.com, Rivals.com, Scout.com, Sporting News)
- SEC Freshman of the Year (AP, Coaches, College Football News)
- First Team All-SEC (AP, Coaches)
- ESPN.com SEC Newcomer of the Year
- College Football News All-SEC Team
- ESPN.com All-SEC Team
- Scout.com All-SEC Team
- SEC All-Freshman Team (Coaches, Sporting News)

McFADDEN IN THE ARKANSAS RECORD BOOK

CATEGORY	STAT	RANK
Rushing Attempts	785	1
Rushing Yards	4,590	3
Rushing Touchdowns	41	2
100-Yard Rushing Games	22	1






NATIONAL AWARD WINNERS

McFADDEN'S CAREER STATISTICS

	RUSHING				RECEIVING			PASSING					KICKOFF RETURNS			
	G/GS	ATT	YARDS	TD	REC	YARDS	TD	COMP	ATT	YARDS	TD	INT	NO.	YARDS	TD	LONG
2005	11/8	176	1,113	11	14	52	0	1	2	13	0	0	12	348	0	81
2006	14/14	284	1,647	14	11	149	1	7	9	69	3	1	10	262	1	92
2007	13/12	325	1,830	16	21	164	1	6	11	123	4	0	16	316	0	33
TOTAL	38/34	785	4,590	41	46	365	2	14	22	205	7	1	38	926	1	92

COLLEGE FOOTBALL IS BACK!

36 PACKED PREVIEW PAGES ... AND ONLY 3 ON USC
PLUS: NASCAR'S NEW JUNIOR • TOTALLY CRUSHIN' ON THE NINERS •
THE FANTASY CHEAT SHEET YOU CAN'T LIVE WITHOUT (BUT YOU CAN TEAR OUT)



PRIZE HOG DARREN McFADDEN




McFADDEN'S QUICK HITS

- Ranks second on the SEC career rushing list with 4,590 yards.
- Only the second two-time winner of the Doak Walker Award (Ricky Williams, Texas, 1997-98).
- One of only three players in conference history to rush for 1,000 yards in his freshman, sophomore and junior seasons along with former Razorback Alex Collins and Georgia great Herschel Walker.
- Averaged 120.8 yards rushing per game during his career, which ranks third all-time in the SEC.
- Ranks second in the SEC in career all-purpose yards with 5,881 and third in career yards per game average with 154.8.
- Ranks fourth in the SEC in single-season all-purpose yardage with 2,310 in 2007.
- Owns the two highest rushing totals in school history with 1,830 yards in 2007 and 1,647 yards in 2006.
- Rushed for 100 yards or more a school-record 22 times in 38 career games, including 10 of 13 games in 2007.
- Averaged 129.8 yards per game in his career against ranked opponents (2,337 in 18 games).
- Boasted a rushing average of 120.8 per game in his Razorback career, including a 130.9 yard average in SEC games.



NATIONAL AWARD WINNERS



#31 GRANT MORGAN

Greenwood, Ark.
Linebacker

2021 BURLSWORTH TROPHY

MORGAN'S HONORS

2021

- Burlsworth Trophy
- Jason Witten Collegiate Man of the Year Finalist



2020

- Second Team All-American (Walter Camp Foundation, AFCA)
- Third Team All-American (Phil Steele)
- First Team All-SEC (AP, Coaches)
- Burlsworth Trophy Finalist

MORGAN'S CAREER STATISTICS

DEFENSE	G/GS	U-A-T	TFL	SACK	FF/FR	INT
2017	12/0	22-16-38	3.5	1.0	1/0	0
2018	12/0	8-16-24	2.5	0.0	0/0	0
2019	12/0	9-30-39	3.0	1.0	0/0	0
2020	9/9	40-71-111	7.5	2.0	0/0	1
2021	13/13	41-60-101	7.0	0.5	0/0	1
<i>Total</i>	<i>58/22</i>	<i>120-193-313</i>	<i>23.5</i>	<i>4.5</i>	<i>1/0</i>	<i>2</i>



MORGAN'S QUICK HITS

- Earned the first Burlsworth Trophy in school history. Award is named for Razorback legend Brandon Burlsworth and is given annually to the nation's best player that started his career as a walk-on.
- Led a trio of linebackers who all surpassed the 100-tackle mark in 2021.
- In 2021, helped lead Arkansas to four trophies in a single season for the first time in school history capturing the Southwest Classic, Golden Boot, Battle Line Rivalry and Outback Bowl trophies.
- Became the 16th Razorback in history to be named a Walter Camp Football Foundation All-American (second team) in 2020 along with a second-team All-American by AFCA and third-team by Phil Steele.
- Named a first-team All-SEC linebacker by both the AP and league coaches in 2020.
- Posted back-to-back 100-tackle seasons, including 111 in nine games during the pandemic-shortened season of 2020.
- His 12.3 tackles per game in 2020 led the nation.



NATIONAL AWARD WINNERS



#45 D.J. WILLIAMS

Little Rock, Ark.
Tight End

2010 JOHN MACKEY AWARD
2010 DISNEY SPIRIT AWARD



WILLIAMS' HONORS

2010

- John Mackey Award
- Disney Spirit Award
- Second Team All-American (Scout.com, Sports Illustrated)
- Third Team All-American (AP)
- First Team All-SEC (AP, Coaches)

2008

- First Team All-SEC (AP)

2007

- SEC All-Freshman Team

WILLIAMS' CAREER STATISTICS

RECEIVING	G/GS	REC.	YDS.	AVG.	TD	LG
2007	13/2	5	94	18.8	0	28
2008	12/8	61	723	11.9	3	76
2009	13/9	32	411	12.8	3	69
2010	13/13	54	627	11.6	4	46
Total	51/32	152	1,855	12.2	10	76



WILLIAMS' QUICK HITS

- Named the first Mackey Award winner in Arkansas history after becoming the school's first semifinalist in 2008.
- Finished the 2010 season with a team-leading 54 receptions for 627 yards and a career-high four touchdowns.
- Named to the All-SEC first team in 2010 after helping the Razorbacks be the only team in the country with a 3,000-yard passer, a 1,000-yard rusher and five 600-yard receivers.
- Finished his career with 152 receptions, at the time the second-highest total in school history and the most by a non-wide receiver; 1,855 receiving yards, which ranked eighth on the school's all-time list; and 10 touchdowns.
- Totaled three 100-yard receiving games in 2008, which is the most by a non-wide receiver in a season in school history.
- Tied with fellow tight end Hunter Henry for the most 100-yard receiving games by a non-wide receiver for a career in school history with four.



NATIONAL AWARD WINNERS



#84 HUNTER HENRY

Little Rock, Ark.
Tight End

2015 JOHN MACKEY AWARD
2015 CONSENSUS FIRST TEAM ALL-AMERICAN



HENRY'S HONORS

2015

- John Mackey Award
- Consensus First Team All-American (AFCA, AP, Athlon, ESPN.com, Phil Steele, Sporting News, USA Today, Walter Camp)
- Second Team All-American (Sports Illustrated)
- First Team All-SEC (AP, Coaches, Athlon, Phil Steele, ESPN.com, USA Today)

2014

- Second Team All-SEC (Coaches)
- All-SEC Honorable Mention (AP)
- CFPA Tight End of the Week Honorable Mention (Nov. 1)

2013

- Freshman All-American (FWAA, Sporting News, Athlon, Phil Steele, College Football News)
- Second Team All-SEC (AP, Athlon, Phil Steele)
- SEC All-Freshman Team

HENRY'S CAREER STATISTICS

RECEIVING	G/GS	REC.	YDS.	AVG.	TD	LG
2013	12/7	28	409	14.6	4	52
2014	13/10	37	513	13.9	2	38
2015	13/13	51	739	14.5	3	51
Total	38/30	116	1,661	14.3	9	52

HENRY'S QUICK HITS

- Became the second Razorback to win the John Mackey Award – awarded annually to the most outstanding tight end in college football – joining D.J. Williams (2010) and making Arkansas the only school to produce multiple winners.
- Totaled four 100-yard receiving games, equaling Williams' program record by a tight end.
- 93 of his 116 career receptions resulted in a first down or touchdown, for a conversion rate of 80 percent.
- His receptions on third down passing plays resulted in a first down or touchdown 97.4 percent of the time (36 first downs, two touchdowns).
- Led all FBS tight ends with 739 yards receiving on 51 receptions in 2015.
- Did not drop a single pass during the 2015 season.
- Topped SEC tight ends in first down catches each of his three seasons.





NATIONAL AWARD WINNERS



#3 JOE ADAMS

Little Rock, Ark.
Wide Receiver

2011 JOHNNY "THE JET" RODGERS AWARD 2011 CONSENSUS ALL-AMERICAN

ADAMS' HONORS

2011

- Johnny "The Jet" Rodgers Award
- First Team All-American (Pro Football Weekly, FWAA, Sporting News)
- Second Team All-American (AP, Sports Illustrated, Walter Camp, Phil Steele)
- First Team All-SEC (AP, Coaches)
- SEC Special Teams Player of the Year
- Paul Hornung Award Finalist
- Best Play ESPY Award Winner for his 60-yard punt return touchdown vs. Tennessee
- SEC Special Teams Player of the Week (Sept. 3)



2010

- Second Team All-SEC (AP)



ADAMS' QUICK HITS

- Recorded four punt return touchdowns and averaged 16.89 yards per return in 2011.
- His touchdown total tied the single-season SEC record, and his average led the conference, ranked second in the NCAA and was the fourth-highest average in school history.
- Tied an SEC record with two punt return touchdowns in a game, a feat he accomplished in the season opener vs. Missouri State while breaking the Arkansas single-game punt return yardage record with 174.
- Concluded his career with five punt return touchdowns, tied for third in SEC history, and an average of 15.83 yards per punt return that ranks second all-time at Arkansas.
- Ranks third on Arkansas' all-time career receptions list with 164.
- Fifth in school history with 2,410 career receiving yards, seven career 100-yard receiving games and 17 career receiving touchdowns.

ADAMS' CAREER STATISTICS

	G/GS	RECEIVING				PUNT RETURNS				KICKOFF RETURNS			
		REC	YARDS	TD	LG	NO.	YARDS	AVG.	TD	NO.	YARDS	AVG.	TD
2008	12/7	31	377	1	33	0	0	0.0	0	1	20	20.0	0
2009	10/7	29	568	7	78	1	0	0.0	0	2	41	20.5	0
2010	12/4	50	813	6	85	16	249	15.6	1	4	63	15.8	0
2011	13/11	54	652	3	67	19	321	16.9	4	0	0	0	0
TOTAL	47/29	164	2,410	17	85	36	570	15.8	5	7	124	17.7	0



NATIONAL AWARD WINNERS



#63 JONATHAN LUIGS

Little Rock, Ark.
Offensive Lineman

2007 RIMINGTON TROPHY
2007 CONSENSUS FIRST TEAM ALL-AMERICAN

LUIGS' HONORS

2011

- Rimington Trophy
- Jacobs Blocking Trophy
- Consensus First Team All-American (FWAA, CBSSports.com, College Football News, Phil Steele, Rivals.com, Sporting News, Walter Camp)
- Second Team All-American (AP)
- First Team All-SEC (AP, Coaches)



2006

- Rimington Trophy Finalist
- Third Team All-American (AP)
- First Team All-SEC (AP, Coaches)

2005

- SEC All-Freshman Team



LUIGS' QUICK HITS

- Helped Arkansas lead the SEC and rank fourth in the nation in rushing (286.5), rank 17th in total offense (450.0) and 13th in scoring (37.3) in 2007.
- Helped clear the way for Darren McFadden, the Heisman Trophy runner-up and Doak Walker Award winner, to rush for 1,830 yards and 16 touchdowns and for All-American Felix Jones, who ran for 1,162 yards and 11 scores in 2007.
- In 2007, Arkansas set school records with 3,750 rushing yards on the season and ranked fourth in the nation, with 5,850 yards of total offense, and in scoring with 485 total points and 37.3 points per game.
- Led the offensive line with a 90.4 percent grade average including team-leading averages in run (86.1 percent) and pass (96.9 percent) blocking in 2007.
- Helped Arkansas lead the SEC and rank fourth in the nation in rushing.



NATIONAL AWARD WINNERS



#70 LOYD PHILLIPS

Longview, Texas
Tackle

1966 OUTLAND TROPHY

1966 CONSENSUS FIRST TEAM ALL-AMERICAN

1965 CONSENSUS FIRST TEAM ALL-AMERICAN

PHILLIPS' HONORS

1966

- Outland Trophy
- Consensus First Team All-American (AFCA, AP, FWAA, Sporting News, Walter Camp)
- First Team All-SWC

1965

- Consensus First Team All-American (AFCA, AP, Walter Camp)
- First Team All-SWC

1964

- First Team All-SWC



PHILLIPS' QUICK HITS

- Finished his career with 304 tackles, including a 22-tackle performance against Tulsa.
- Made 100 stops in 1965 and 97 in 1966.



#64 BILL "BUD" BROOKS

Wynne, Ark.
Guard/Defensive Tackle

1954 OUTLAND TROPHY

1954 CONSENSUS FIRST TEAM ALL-AMERICAN

BROOKS' HONORS

1954

- Outland Trophy
- Consensus First Team All-American (AFCA, AP, FWAA, Walter Camp)
- First Team All-SWC



BROOKS' QUICK HITS

- Helped the Hogs win the SWC championship with an 8-3 record and earn a trip to the 1955 Cotton Bowl against Georgia Tech.
- MVP of the south team in the Senior Bowl.



ALL-AMERICANS

FIRST TEAM

1929	Wear Schoonover, End	GR, NYS
1936	Jack Robbins, QB	AABF
1937	Jim Benton, End	NANA
1948	Clyde Scott, TB	AFCA, AP
1954	Bud Brooks, OG/DT	AFCA, AP, FWAA, WC
1959	Jim Mooty, Back	AP
1960	Wayne Harris, LB	FWAA
1961	Lance Alworth, Back	FWAA
1962	Billy Moore, QB	FWAA
1963	Ronnie Caveness, LB	FN
1964	Ronnie Caveness, LB	AFCA, AP, FWAA, NEA, SN
1965	Glen Ray Hines, OT	AFCA, AP, FWAA, WC
	Bobby Crockett, End	FWAA
	Loyd Phillips, DT	AFCA, AP, WC
1966	Martine Bercher, S	AFCA, UPI
	Loyd Phillips, DT	AFCA, AP, FWAA, SN, WC
1968	Jim Barnes, OG	AP
1969	Rodney Brand, C	AP, FWAA, WC
	Cliff Powell, LB	AFCA
	Chuck Dicus, End	AFCA
1970	Bruce James, DE	FWAA
	Dick Bumpas, DT	AP
	Chuck Dicus, End	AFCA, AP, WC
	Bill McClard, K	AFCA
1971	Bill McClard, K	FWAA, SN
1976	Steve Little, K/P	AFCA
1977	Leotis Harris, OG	AFCA, AP, WC
	Steve Little, K/P	AFCA, FWAA, SN
1978	Dan Hampton, DT	AFCA
	Jimmy Walker, DT	FWAA
1979	Greg Kolenda, OT	AFCA, AP, FWAA, WC
1981	Bruce Lahay, K/P	FWAA
	Billy Ray Smith Jr., DE	AFCA, AP, FWAA, SN, WC
1982	Steve Korte, OG	AFCA, AP, FWAA, SN
	Billy Ray Smith Jr., DE	AFCA, AP, FWAA, SN, WC
1983	Ron Faurot, DE	UPI
1986	Greg Horne, P	AFCA
1987	Tony Cherico, NG	AFCA
1988	Wayne Martin, DT	AP, FWAA, SN
	Kendall Trainor, K	AFCA, AP, SN, WC
1989	Jim Mabry, OT	AFCA, AP, WC
1998	Brandon Burlsworth, OG	FN
2001	Jermaine Petty, LB	AAFF, AFCA
2002	Ken Hamlin, FS	CFN
	Shawn Andrews, OT	AFCA, CFN, CNNSI, ESPN.com, FWAA, SN
2003	Shawn Andrews, OT	AFCA, AP, CFN, CNNSI, ESPN.com, FWAA, SN, WC
2005	Felix Jones, KR/RB	CFN
2006	Darren McFadden, RB	AFCA, AP, CBS, FWAA, PFW, SI, Scout, WC
2007	Jonathan Luigs, C	CBS, CFN, FWAA, PS, Rivals, SN, WC
	Felix Jones, KR/RB	PS, Rivals, Scout, WC
	Darren McFadden, RB	AFCA, AP, CBS, CFN, FWAA, PFW, PS, Rivals, SN, WC
2011	Joe Adams, PR/AP	PFW, FWAA, SN
2013	Travis Swanson, C	USA Today
2015	Hunter Henry, TE	AFCA, AP, Athlon, ESPN.com, PS, SN, USA Today, WC
	Sebastian Tretola, OG	SI
2016	Frank Ragnow, OL	PFF
2017	Frank Ragnow, OL	CBS, PFF



A first-team All-American and the nation's top-graded center by Pro Football Focus in 2016 and 2017, **FRANK RAGNOW** was a three-year starter for the Razorbacks and team captain as a senior. He played in 42 games with 33 consecutive starts, participating in 2,603 snaps and never allowed a sack.

OTHER ALL-AMERICANS

1929	Wear Schoonover, End	2nd (UPI), 3rd (AP, INS)
1937	Jim Benton, End	2nd (ChP), 3rd (AP, CP)
1959	Jim Mooty, Back	3rd (NEA)
1979	Ish Ordenez, K	2nd (UPI)
1998	Brandon Burlsworth, OG	2nd (AP)
1999	Kenoy Kennedy, FS	3rd (AP)
	Anthony Lucas, SE	3rd (AP)
2006	Jonathan Luigs, C	3rd (AP)
	Stephen Parker, OG	2nd (SN)
	Tony Ugoh, OT	2nd (Rivals), 3rd (AP)
2007	Felix Jones, KR/RB	2nd (AP)
	Jonathan Luigs, C	2nd (AP)
	Robert Felton, OG	2nd (AP, PS, Rivals)
2010	D.J. Williams, TE	2nd (Scout, SI), 3rd (AP)
2011	Joe Adams, PR/AP	2nd (AP, PS, SI, WC)
2012	Cobi Hamilton, WR	3rd (AP, PS)
2013	Travis Swanson, C	2nd (CSM), 4th (PS)
2015	Alex Collins, RB	3rd (Athlon), 4th (PS)
	Hunter Henry, TE	2nd (SI)
	Sebastian Tretola, OG	2nd (AP, Athlon, SN)
2016	Frank Ragnow, OL	4th (PS)
	Dan Skipper, OL	2nd (AFCA)
2017	Frank Ragnow, OL	2nd (FWAA, PS), 3rd (AP)
2020	Grant Morgan	2nd (WC, AFCA), 3rd (PS)
	Jalen Catalon, DB	3rd (PS)
2021	Montaric Brown, DB	3rd (PS)
	Treyton Burks, WR	2nd (PFF)
	Bumper Pool, LB	3rd (PS)



ALL-AMERICANS

CONSENSUS ALL-AMERICANS

- 1948 Clyde Scott, Back
- 1954 Bud Brooks, OG/DT*
- 1965 Glen Ray Hines, OT
Loyd Phillips, DT
- 1966 Loyd Phillips, DT*
- 1968 Jim Barnes, OG
- 1969 Rodney Brand, C
- 1970 Dick Bumpas, DT
- 1977 Leotis Harris, OG
Steve Little, K/P
- 1979 Greg Kolenda, OT*
- 1981 Billy Ray Smith Jr., DE*
- 1982 Steve Korte, OG*
Billy Ray Smith Jr., OG*
- 1988 Wayne Martin, DT
Kendall Trainor, K
- 1989 Jim Mabry, OT
- 2002 Shawn Andrews, OT
- 2003 Shawn Andrews, OT*
- 2006 Darren McFadden, RB
- 2007 Jonathan Luigs, C
Felix Jones, KR/RB
Darren McFadden, RB*
- 2011 Joe Adams, PR/AP
- 2015 Hunter Henry, TE

*indicates unanimous selection



A finalist for the Outland Trophy and Lombardi Award as a junior in 2003, **SHAWN ANDREWS** was also named the SEC's Offensive Player of the Year by College Football News and won the Jacobs Blocking Trophy as the SEC's best blocker for the second straight season.



In addition to winning the 2015 John Mackey Award, **HUNTER HENRY** earned first-team All-America nods from four of the five outlets used to determine which players receive consensus status – AFCA, Associated Press, The Sporting News and the Walter Camp Football Foundation.

AWARDS ORGANIZATIONS LEGEND

- AABF** All-America Board of Football
- AAFF** All-American FB Foundation
- AFCA** American FB
Coaches Association
- AP** Associated Press
- CBS** CBSSports.com
- CFN** College Football News
- CHP** Charles Parker
- CNN** CNN Sports Illustrated
- CP** Central Press
- FN** Football News
- FWAA** Football Writers
Association of America
- GR** Grantland Rice
- INS** International News Service
- NANA** North American
Newspaper Alliance
- NEA** Newspaper Enterprise
Association
- NYS** New York Sun
- PFF** Pro Football Focus
- PFW** Pro Football Weekly
- PS** Phil Steele College Football
- SI** Sports Illustrated
- SN** Sporting News
- UPI** United Press International
- WC** Walter Camp Foundation



ALL-SEC SELECTIONS

FIRST TEAM

1992	Kirk Botkin, TE.....	Coaches
	Pete Raether, P.....	AP
1993	Henry Ford, DE.....	AP, Coaches
	Orlando Watters, CB.....	Coaches
1995	Madre Hill, RB.....	AP, Coaches
	Mark Smith, LB.....	AP, Coaches
	Steven Conley, DE.....	Coaches
1998	Brandon Burlsworth, OG.....	AP, Coaches
	Melvin Bradley, NG.....	Coaches
	Zac Painter, S.....	AP, Coaches
1999	Anthony Lucas, WR.....	AP
	Kenoy Kennedy, FS.....	Coaches
2000	Quinton Caver, LB.....	AP, Coaches
2001	Jermaine Petty, LB.....	AP
	Ken Hamlin, FS.....	AP
2002	Fred Talley, RB.....	Coaches
	Ken Hamlin, FS.....	AP, Coaches
	Shawn Andrews, OT.....	AP, Coaches

2003	Ahmad Carroll, CB.....	Coaches
	Cedric Cobbs, RB.....	AP, Coaches
	Shawn Andrews, OT.....	AP, Coaches
	Tony Bua, LB/FS.....	Coaches
2004	Jeb Huckeba, DE.....	Coaches
2005	Darren McFadden, RB.....	AP, Coaches
2006	Chris Houston, CB.....	AP
	Darren McFadden, RB.....	AP, Coaches
	Jamaal Anderson, DE.....	AP, Coaches
	Jonathan Luigs, C.....	AP, Coaches
	Keith Jackson, DT.....	AP
	Sam Olajubutu, LB.....	AP, Coaches
	Tony Ugoh, OT.....	AP, Coaches
	Zac Tubbs, OT.....	Coaches
2007	Darren McFadden, RB.....	AP, Coaches
	Felix Jones, RB/KR.....	AP, Coaches
	Jonathan Luigs, C.....	AP, Coaches
	Mitch Petrus, OG.....	Coaches
	Robert Felton, OG.....	AP, Coaches

2008	D.J. Williams, TE.....	AP
2009	Mitch Petrus, OG.....	AP, Coaches
2010	D.J. Williams, TE.....	AP, Coaches
	DeMarcus Love, OT.....	AP, Coaches
	Knile Davis, RB.....	AP
2011	Jake Bequette, DE.....	Coaches
	Jarius Wright, WR.....	AP, Coaches
	Joe Adams, WR/PR.....	AP, Coaches
	Tyler Wilson, QB.....	AP, Coaches
2012	Cobi Hamilton, WR.....	AP, Coaches
2013	Travis Swanson, C.....	AP
2014	Martrell Spaight, LB.....	AP, Coaches
2015	Hunter Henry, TE.....	AP, Coaches
	Sebastian Tretola, OG.....	AP, Coaches
2016	Dan Skipper, OL.....	AP, Coaches
	Rawleigh Williams III, RB.....	AP
2020	Jalen Catalon, S.....	AP
	Grant Morgan, LB.....	AP, Coaches
2021	Montaric Brown, CB.....	Coaches
	Treyton Burks, WR.....	AP, Coaches



KEN HAMLIN left as Arkansas' record holder for career tackles with 381. In 2000, he became the first Razorback freshman to lead the team in tackles before becoming a first-team All-American in 2002 and a two-time All-SEC first team (2001, '02) choice.



JARIUS WRIGHT became one of three Razorback wide receivers to top the 1,000-yard plateau for a single season when he totaled 1,117 receiving yards in 2011. He finished his career as Arkansas' all-time leading receiver with 2,934 yards.



ALL-SEC SELECTIONS

SECOND TEAM

1992	Kirk Botkin, TE.....AP	Pete Raether, P.....Coaches	Orlando Watters, CB.....Coaches
1993	Kirk Botkin, TE.....AP	Isaac Davis, OG.....Coaches	
1995	Tracy Cantlope, CB.....Coaches	Steven Conley, DE.....AP	Verl Mitchell, OG.....AP, Coaches
		Junior Soli, NG.....AP, Coaches	
1996	Melvin Bradley, NG.....Coaches	Russ Brown, OG.....Coaches	C.J. McLain, DE.....Coaches
1997	Melvin Bradley, NG.....AP, Coaches	Brandon Burlsworth, OG.....AP, Coaches	
1998	Melvin Bradley, NG.....AP	Kenoy Kennedy, FS.....AP	Todd Latourette, K.....AP, Coaches
		Anthony Lucas, WR.....AP, Coaches	C.J. McLain, DE.....AP
		Clint Stoerner, QB.....AP	
1999	David Barrett, CB.....AP, Coaches	Joe Dean Davenport, TE.....Coaches	Kenoy Kennedy, FS.....AP
		Anthony Lucas, WR.....Coaches	Clint Stoerner, QB.....AP
		Bobbie Williams, OT.....Coaches	
2000	Richie Butler, P.....AP, Coaches		
2001	Shawn Andrews, OT.....AP	Tony Bua, LB/FS.....AP	Carlos Hall, DE.....AP
		Kenny Sandlin, C.....AP	Fred Talley, RB.....Coaches
2002	Tony Bua, LB/FS.....AP, Coaches	Ahmad Carroll, CB.....Coaches	Fred Talley, RB.....AP
2003	Tony Bua, LB/FS.....AP	Caleb Miller, LB.....AP, Coaches	Jason Peters, TE.....Coaches
		George Wilson, SE.....AP	
2004	Matt Jones, QB.....Coaches		
2005	Keith Jackson, DT.....AP	Felix Jones, RB/KR.....Coaches	Sam Olajubutu, LB.....AP
		Kyle Roper, C.....AP	
2006	Felix Jones, RB/KR.....AP, Coaches	Stephen Parker, OG.....AP	
2007	Nate Garner, OT.....AP, Coaches	Michael Grant, FS.....AP, Coaches	Marcus Harrison, DT.....AP
		Matt Hewitt, SS.....AP	
2008	Jeremy Davis, P.....AP	Jonathan Luigs, C.....AP, Coaches	Malcolm Sheppard, DE.....AP, Coaches
		Michael Smith, RB.....AP, Coaches	D.J. Williams, TE.....Coaches
2009	Joe Adams, WR/PR.....AP	Ryan Mallett, QB.....AP, Coaches	Malcolm Sheppard, DE.....AP, Coaches
		D.J. Williams, TE.....Coaches	



In 2013, **ALEX COLLINS** became the first freshman in SEC history to begin his career with three straight 100-yard rushing games and the first true freshman in the FBS since Oklahoma's Adrian Peterson in 2004.

2010	Jake Bequette, DE.....AP, Coaches	Knile Davis, RB.....Coaches	Jerry Franklin, LB.....Coaches	Ryan Mallett, QB.....AP, Coaches	Tramain Thomas, S.....AP
2011	Alvin Bailey, OG.....AP, Coaches	Dylan Breeding, P.....AP, Coaches	Jerry Franklin, LB.....AP, Coaches	Dennis Johnson, RB.....AP	
2012	Dylan Breeding, P.....AP, Coaches	Travis Swanson, C.....AP			
2013	Trey Flowers, DE.....Coaches	Hunter Henry, TE.....AP	Zach Hocker, K.....AP	Chris Smith, DE.....Coaches	Travis Swanson, C.....Coaches
2014	Trey Flowers, DE.....Coaches	Hunter Henry, TE.....Coaches	Darius Philon, DT.....AP	Jonathan Williams, RB.....AP	
2015	Dan Skipper, OT.....AP, Coaches	Alex Collins, RB.....AP, Coaches	Drew Morgan, WR.....AP		
2016	Frank Ragnow, OL.....AP	Rawleigh Williams III, RB.....Coaches			
2017	Frank Ragnow, OL.....AP	De'Jon Harris, LB.....AP			
2018	Hjalte Froholdt, OL.....AP	De'Jon Harris, LB.....AP			
2019	Treyton Burks, KR/PR.....Coaches	De'Jon Harris, LB.....AP			
2020	Treyton Burks, WR.....AP, Coaches	Jalen Catalon, S.....Coaches	Jonathan Marshall, DL.....AP	Bumper Pool, LB.....Coaches	
2021	Bumper Pool, LB.....AP, Coaches	Ricky Stromberg, C.....AP			

ALL-FRESHMAN

1992	Oscar Malone, RB
1993	Don Struebing, C
	Mark Smith, LB
1994	Matt Wait, P
1995	Anthony Lucas, WR
	Russ Brown, OL
1996	D.J. Cooper, DL

1997	Randy Garner, LB	Quentin Caver, LB
1998	Carlos Hall, DL	Orlando Green, DB
1999	Cedric Cobbs, RB	Richie Butler, P
2000	Richard Smith, WR	Caleb Miller, LB
	Ken Hamlin, DB	
2001	Shawn Andrews, OL	Jeb Huckeba, LB
	Ahmad Carroll, DB	
2004	Marcus Monk, WR	Robert Felton, OL
	Matt Gilbow, OL	Jeremy Davis, P
2005	Jonathan Luigs, OL	Casey Dick, QB
	Darren McFadden, RB*	Freddie Fairchild, LB
	Felix Jones, RS	
2006	Ben Cleveland, TE	Damian Williams, WR
	Wendel Davis, LB	
2007	D.J. Williams, TE	Damario Ambrose, DL
	Freddy Burton, LB	Alex Tejada, PK
2008	Grant Cook, OL	Jake Bequette, DL
	Zach Stadther, DL	Jerry Franklin, LB
	Dennis Johnson, RS	
2009	Tenarius Wright, DL	
2010	Alvin Bailey, OL	Travis Swanson, C
	Byran Jones, DL	Zach Hocker, PK
2011	Trey Flowers, DL	Tevin Mitchell, DB
	Marquel Wade, RS	
2012	A.J. Turner, LB	Otha Peters, LB
	Rohan Gaines, DB	
2013	Hunter Henry, TE	Denver Kirkland, OL
	Alex Collins, RB*	Darius Philon, DL
2014	Frank Ragnow, C	
2015	Dre Greenlaw, LB	Rawleigh Williams III, RB
2016	McTelvin Agim, DL	De'Jon Harris, LB
2017	De'Vion Warren, RS	
2019	Treyton Burks, WR	
2020	Jalen Catalon, S	Hudson Henry, TE
	Brady Latham, OL	
2021	Cam Little, K	Raheim Sanders, RB



SEC WEEKLY AWARDS

OFFENSIVE

- 1992** Todd Wright (Oct. 10)
1995 Madre Hill (Sept. 9)
 Madre Hill (Sept. 30)
 Madre Hill (Oct. 28)
1999 Clint Stoerner (Oct. 30)
 Clint Stoerner (Co) (Nov. 13)
2002 Fred Talley (Oct. 14)
2003 Cedric Cobbs (Sept. 6)
 Cedric Cobbs (Sept. 27)
2006 Darren McFadden (Co) (Nov. 24)
2007 Darren McFadden (Nov. 3)
 Casey Dick (Nov. 17)
 Darren McFadden (Nov. 23)
2008 Michael Smith (Oct. 11)
 Casey Dick (Nov. 1)
2009 Ryan Mallett (Nov. 7)
 Ryan Mallett (Nov. 21)
2010 Ryan Mallett (Sept. 18)
 Ryan Mallett (Oct. 30)
 Knile Davis (Nov. 6)
2011 Tyler Wilson (Co) (Oct. 1)
 Jarius Wright (Co) (Oct. 1)
 Dennis Johnson (Oct. 22)
 Tyler Wilson (Nov. 19)
2012 Cobi Hamilton (Co) (Sept. 22)
2014 Alex Collins (Sept. 13)
2015 Brandon Allen (Nov. 7)
2016 Austin Allen (Sept. 10)
 Rawleigh Williams III (Oct. 15)
 Rawleigh Williams III (Co) (Nov. 5)
 Rawleigh Williams III (Nov. 19)
2021 Treyton Burks (Sept. 27)
 Treyton Burks (Nov. 29)

DEFENSIVE

- 1992** Orlando Watters (Sept. 12)
 Kelvin Knight (Oct. 10)
1993 Darwin Ireland (Oct. 2)
 Orlando Watters (Nov. 27)
1995 Mark Smith (Sept. 16)
 Steven Conley (Nov. 4)
1998 Jeromy Flowers (Sept. 26)
 Kenoy Kennedy (Nov. 7)
 David Barrett (Nov. 28)
2000 Quinton Caver (Sept. 23)
 Quinton Caver (Nov. 16)
 Quinton Caver (Nov. 23)
2001 Ken Hamlin (Sept. 1)
 Jermaine Petty (Nov. 3)
2002 Tony Bua (Sept. 9)
 Ken Hamlin (Dec. 2)
2003 Caleb Miller (Sept. 13)
 Arrion Dixon (Nov. 1)
 Tony Bua (Nov. 8)
2006 Randy Kelly (Sept. 23)
 Chris Houston (Nov. 18)
2010 Tramain Thomas (Oct. 9)
 Jerry Franklin (Nov. 20)
 Jerico Nelson (Nov. 27)

- 2011** Jerry Franklin (Co) (Oct. 29)
2014 Martrell Spaight (Co) (Nov. 15)
2020 Joe Foucha (Co) (Oct. 5)
 Bumper Pool (Co) (Oct. 5)
 Grant Morgan (Co) (Oct. 19)
 Jalen Catalon (Nov. 9)
2021 Hayden Henry (Sept. 14)

SPECIAL TEAMS

- 2002** Tom Crowder (Oct. 28)
 David Carlton (Nov. 11)
2004 Pierre Brown (Nov. 20)
2006 Felix Jones (Oct. 21)
 Anthony Brown (Nov. 4)
2007 Felix Jones (Sept. 1)
2009 Dennis Johnson (Co) (Sept. 5)
 Dennis Johnson (Oct. 10)
2010 Joe Adams (Oct. 23)
2011 Joe Adams (Sept. 3)
 Zach Hocker (Oct. 29)
 Dennis Johnson (Nov. 5)
 Joe Adams (Nov. 12)
2012 Zach Hocker (Tri) (Oct. 13)
2013 Alan D'Appollonio (Sept. 14)
 Sam Irwin-Hill (Oct. 12)
2014 Sam Irwin-Hill (Nov. 22)
2016 Dan Skipper (Co) (Oct. 3)
2017 De'Vion Warren (Oct. 28)
2019 Connor Limpert (Sept. 26)
2021 Cam Little (Nov. 15)

OFFENSIVE LINEMAN

- 2004** Kyle Roper (Nov. 13)
2006 Jonathan Luigs (Oct. 7)
 Stephen Parker (Oct. 28)
 Tony Ugoh (Nov. 11)
2007 Jonathan Luigs (Oct. 20)
 Mitch Petrus (Nov. 3)
 Nate Garner (Nov. 17)
2009 Mitch Petrus (Oct. 31)
2010 DeMarcus Love (Nov. 20)
2011 Alvin Bailey (Sept. 10)
2014 Sebastian Tretola (Oct. 25)
 Dan Skipper (Nov. 15)
2015 Sebastian Tretola (Oct. 3)
 Mitch Smothers (Oct. 31)
 Dan Skipper (Nov. 14)
2016 Dan Skipper (Sept. 10)
 Frank Ragnow (Sept. 17)
 Dan Skipper (Co) (Nov. 19)
2021 Ricky Stromberg (Sept. 20)

DEFENSIVE LINEMAN

- 2004** Arrion Dixon (Sept. 5)
 Jeremy Harrell (Sept. 25)
2005 Jamaal Anderson (Nov. 19)
2006 Jamaal Anderson (Oct. 7)
 Keith Jackson (Oct. 14)
2007 Damario Ambrose (Sept. 29)
2008 Adrian Davis (Oct. 11)



The only player in program history to win SEC Defensive Player of the Week multiple times in a season, **QUINTON CAVER** earned the honors three times in 2000. His final weekly honor in 2000 came after a 14-3 win over No. 24 LSU at War Memorial Stadium where he had a 33-yard interception return for a touchdown.

- 2009** Tenarius Wright (Oct. 3)
2011 Jake Bequette (Co) (Nov. 5)
2012 Chris Smith (Co) (Sept. 1)
 Trey Flowers (Oct. 6)
 Chris Smith (Co) (Nov. 3)
2013 Trey Flowers (Aug. 31)
 Chris Smith (Sept. 21)
2014 Trey Flowers (Sept. 20)
 Darius Philon (Nov. 22)
2015 Deatrich Wise Jr. (Nov. 27)
2016 Deatrich Wise Jr. (Sept. 3)
2021 Tre Williams (Sept. 27)

FRESHMAN

- 2005** Felix Jones (Sept. 3)
 Darren McFadden (Oct. 15)

- Darren McFadden (Oct. 22)
 Casey Dick (Nov. 12)
2006 Mitch Mustain (Sept. 16)
2008 Joe Adams (Sept. 6)
 Dennis Johnson (Nov. 28)
2011 Tevin Mitchell (Oct. 8)
2013 Alex Collins (Sept. 7)
 Alex Collins (Sept. 14)
2015 Dre Greenlaw (Oct. 24)
 Dre Greenlaw (Nov. 14)
2017 Chase Hayden (Aug. 31)
 Cole Kelley (Oct. 28)
2020 Hudson Clark (Oct. 19)
2021 Cam Little (Sept. 14)
 Cam Little (Nov. 8)



ALL-SWC SELECTIONS (1915-91)

HB Gary Adams (1966-68)	C Elbert Crawford (1989)	DE Ivan Jordan (1973-75)	C Ron Revard (1971)
B Lance Alworth (1960-61)	QB Steve Creekmore Sr. (1910)	OT Mike Kelson (1970-71)	DT Jon Rhiddlehoover (1973)
RB Gary Anderson (1982)	E Bobby Crockett (1965)	T Rick Kersey (1969)	LB Danny Rhodes (1971, 1973)
S Steve Atwater (1986, 1988)	T Dick Cunningham (1966)	OT Greg Koch (1975)	NG Richard Richardson (1982)
HB Herman Bagby (1924)	FB Jack Dale (1930)	OT Greg Kolenda (1978-79)	QB Jack Robbins (1936)
E Alton Baldwin (1946)	QB Gene Davidson (1917, 1919)	OG Steve Korte (1981-82)	E Bobby Roper (1965)
G Jim Barnes (1968)	RB David Dickey (1966, 67)	C Richard LaFargue (1975)	E Glen Rose (1927)
WR Teddy Barnes (1975)	E Chuck Dicus (1968-70)	K Bruce Lahay (1981)	E Paul Rucker (1933)
FB Garland Beavers (1928)	E Jay Donathan (1957)	E Jerry Lamb (1963-64)	T Ernest Ruple (1967)
G Mike Bender (1965)	G Jerry Dossey (1969)	S Greg Lasker (1985)	E Floyd Sagely (1953)
E Jim Benton (1936-37)	HB Kay Eakin (1939)	K Steve Little (1974-75, 1977)	S Howard Sampson (1977)
T W.R. Benton Jr. (1934)	RB Jerry Eckwood (1975)	T Charles Lively (1946)	QB Kevin Scanlon (1979)
C Jay Bequette (1982)	OG Marcus Elliott (1983-84)	DB Vaughn Lusby (1977-78)	E Wear Schoonover (1929)
S Martine Bercher (1966)	T Dan Estes (1913)	OT Jim Mabry (1988-89)	E Mike Schumchyk (1944)
E Clifford Blackburn (1924)	FS Kevin Evans (1979-80)	QB Fred Marshall (1964)	T Brad Scott (1926)
LB Mike Boschetti (1970)	WR Robert Farrell (1979)	DB Patrick Martin (1977)	B Clyde Scott (1946-48)
HB Danny Brabham (1962)	DE Ron Fautot (1983)	DT Wayne Martin (1988)	DT Michael Shepherd (1988-89)
HB Jesse Branch (1962)	QB Joe Ferguson (1971)	HB Russell May (1913)	SE James Shibest (1984, 1986)
C Rodney Brand (1968-69)	RB Ike Forte (1974-75)	T Jerry Mazzanti (1962)	OT Gerald Skinner (1975-76)
HB Jack Brasuell (1965-66)	LB Lynn Garner (1968)	LB Hal McAfee (1975)	T Billy Ray Smith Sr. (1956)
QB Jon Brittenum (1965-66)	G Dean Garrett (1961)	K Bill McClard (1970-71)	DE Billy Ray Smith Jr. (1981-82)
DT Bud Brooks (1954)	C Melvin Gibbs (1966)	QB Lamar McHan (1951-53)	DB Rollen Smith (1973)
DT Dick Bumpas (1970)	C Bob Griffin (1951)	DE Johnnie Meadors (1975)	C Bill Spivey (1934)
DT Earl Buckingham (1982)	QB Quinn Grovey (1988)	T John Measel (1933)	OG George Stewart (1979)
TB Bill Burnett (1969-70)	DT Dan Hampton (1978)	FB Clinton Milford (1909)	C Randy Stewart (1965)
B Bobby Burnett (1965)	E Hartford Hamilton (1966-67)	OT Alfred Mohammed (1982)	HB Terry Stewart (1969)
TB Tommy Burnett (1966)	OG Ronnie Hammers (1970)	B Billy Moore (1962)	OG/C R.C. Thielemann (1975-76)
S Bo Busby (1975)	T Dave Hanner (1950-51)	FB Henry Moore (1954-55)	G Ray Trail (1962)
QB Ron Calcagni (1977)	E Harry Hansard (1921)	DB Jerry Moore (1970)	K Kendall Trainor (1988)
NG Mike Campbell (1975)	OG Leotis Harris (1977)	B Jim Mooty (1958-59)	HB Tommy Trantham (1965-67)
E Preston Carpenter (1955)	LB Wayne Harris (1959-60)	QB Bill Montgomery (1970)	G Clyde Van Sickle (1928)
LB Ronnie Caveness (1963-64)	HB Ken Hatfield (1964)	TE Pat Morrison (1970)	DT Jimmy Walker (1975-78)
NG Tony Cherico (1985-87)	C Mark Henry (1991)	TB Dickey Morton (1972-73)	CB Danny Walters (1982)
K Tommy Cheyne (1975)	T Glen Ray Hines (1964-65)	FB Tom Murphy (1933)	T Jim Williams (1964-65)
OG Freddie Childress (1986, 1988)	T Percy Hinton (1912)	FB Gerald Nesbitt (1956-57)	LB Rickey Williams (1987)
T John Childress (1961)	C Phil Huntly (1911)	K Ish Ordonez (1979-80)	HB Ben Winkelman (1921)
QB George Cole (1927)	LB Larry Jackson (1977-78)	OLB Kerry Owens (1988)	TE Billy Winston (1988)
C James Coleman (1919)	T Charlie Jamerson (1921)	OG Limbo Parks (1985)	K Todd Wright (1989)
E Jimmy Collier (1960-61)	E Bruce James (1970)	G Leon Pense (1943)	CB Kevin Wyatt (1984)
CB Anthoney Cooney (1989)	CB Michael James (1991)	T Stanley Phillips (1909)	LB Bert Zinamon (1983)
G David Cooper (1967)	T Gus Japp (1925)	T Loyd Phillips (1964-66)	
E Charles Corgan (1923)	G Jim Johnson (1964)	LB Cliff Powell (1968-69)	
TB Ben Cowins (1976-78)	WB Harry Jones (1965)	G Tom Reed (1971-72)	
P Steve Cox (1979-80)	E Ronnie Jones (1971)	E Mike Reppond (1971)	

(First team selections only)



LAMAR McHAN, who led the SWC in passing in 1953, was a three-time All-Southwest Conference selection from 1951-53.



BILLY RAY SMITH SR. earned first-team All-Southwest Conference honors in 1956.



BILLY RAY SMITH JR. made the All-Southwest Conference first team in 1981 and 1982.




RETIRED NUMBERS

The ultimate honor is to have your jersey number retired, and in the 122 years the Razorbacks have been on the football field, only two players have had the honor bestowed upon them. Clyde Scott (No. 12) and Brandon Burlsworth (No. 77) have worn numbers no future Razorback will ever wear.

#12 CLYDE "SMACKOVER" SCOTT

1946-49




Following a glamorous career in the 1940s, the athletic department decided to retire No. 12. Nicknamed "Smackover" for his hometown, Clyde Scott made a name for himself in 1948, winning the silver medal in the hurdles at the Olympic Games in August and then reporting to football practice where he would earn All-America honors during his senior year.

Scott rushed for 1,463 yards during his career for a school record at the time. In 1948 he had an impressive 7.0 yards-per-carry average, gaining 670 yards on 95 attempts. Scott was the first Razorback athlete to win an Olympic medal as most of Arkansas' track success didn't come until 1978 with the arrival of John McDonnell.

When Arkansas was recruiting Steve Little, coach Frank Broyles asked Scott if Little could wear his retired No. 12. Scott graciously agreed and Little went on to an All-American career. Scott passed away in Little Rock, Arkansas, on Jan. 30, 2018, at the age of 93.

#77 BRANDON BURLSWORTH

1994-98



The athletics department did not see fit to retire another football jersey until after the 1998 campaign, when the No. 77 worn by Razorback All-American offensive guard Brandon Burlsworth was retired.

One of the most inspiring stories in Razorback history, Burlsworth joined the Razorbacks in 1994 as a walk-on. Following a redshirt year, he earned a scholarship with his work ethic in the weight room. After serving as a backup guard for the 1995 SEC Western Division champions, he earned a starting position in the spring of '96 and never yielded it. He went on to start 34 consecutive games, concluding with the Florida Citrus Bowl on Jan. 1, 1999.

Burlsworth was an All-SEC offensive guard in 1997. In 1998 he not only earned all-conference honors, but was named a first-team All-American by The Football News. He was the leader of an offensive line that helped the Razorback offense score more points than it had since 1970 and produce more yards than it had since the 1989 season.

In the classroom, Burlsworth was equally astounding. He earned his bachelor's degree in marketing management in 1997 and immediately went to work on his master's in business administration. In December 1998, Burlsworth completed his master's requirements to become the first Razorback football player to complete a master's degree before playing in his final game.

Burlsworth was drafted in the third round by the Indianapolis Colts, but tragically died in an automobile accident less than two weeks later. The entire state of Arkansas was stunned and head coach Houston Nutt recommended that Burlsworth's jersey be retired. Athletics director Frank Broyles quickly agreed.

NATIONAL FOOTBALL FOUNDATION & COLLEGE FOOTBALL HALL OF FAME

1954 Hugo Bezdek (HC)
1967 Wear Schoonover (P)
1971 Clyde Scott (P)
1983 Frank Broyles (HC)
1984 Lance Alworth (P)
1987 Johnny Majors (AC)
1992 Loyd Phillips (P)
1997 Bowden Wyatt (HC)
1999 Chuck Dicus (P)
2000 Billy Ray Smith Jr. (P)
2001 Barry Switzer (AC)
2003 Doug Dickey (AC)
2004 Hayden Fry (AC)
2004 Wayne Harris (P)
2004 Tracy Rocker (AC)
2008 Lou Holtz (HC)
2010 Ronnie Caveness (P)
2012 Jimmy Johnson (P/AC)
2017 Danny Ford (HC)
2019 Darren McFadden (P)
 (HC) - Head Coach; (AC) - Assistant Coach;
 (P) - Player

ARKANSAS SPORTS HALL OF FAME

Established in January 1959 to honor individuals who have made a special contribution to athletics in Arkansas.

1959 Jim Lee Howell, football
 Wear Schoonover, football
1960 Jim Benton, football
 John Barnhill, football, college athletics
 Steve Creekmore, football, golf
1961 Hugo Bezdek, football, baseball
1963 Clyde Scott, football, track
 George Cole, football, college athletics
 Russell May, football
1964 Glen Rose, basketball, football
 Dan Estes, football
1965 Gordon Carpenter, basketball
 Tom Murphy, basketball, football
 J.L. Carter, football
1966 Francis Schmidt, football
1967 Frank Broyles, football, college athletics
1968 Howard "Red" Hickey, football
 Gene "Sodie" Davidson, football
1970 Melvin McGaha, baseball, basketball, football
 Fred Thomsen, football
1971 Wilson Matthews, football
 Pat Summerall, football
1972 Maurice "Footsie" Britt, football
 Dave Hanner, football
 Boyd Cypert, college athletics
1973 Ray Hamilton, football
 Sam Coleman, high school athletics
1974 Jack Robbins, football
1975 Miller Barber, golf
 Lamar McHan, football
1976 Billy Ray Smith, Sr., football
1977 Leon "Muscles" Campbell, football
 Tom Pickell, basketball
1978 Fred Williams, football
1979 Lance Alworth, football
 Johnny Adams, basketball
1980 Barry Switzer, football
1981 Clifford Shaw, officiating
 Jim Mooty, football
 Wayne Harris, football
1982 Aubrey "Cobb" Fowler, football, track
 Milan Creighton, football
1983 Lou Holtz, football
 Eddie Sutton, basketball
1984 Fred Akers, football
 Kay Eakin, football
1985 Eugene Lambert, basketball

1986 Floyd Sagely, football
 Loyd Phillips, football
 W. Howard Pearce, football, stadium management
1987 John McDonnell, track
 Jim Lindsey, football
 Alton Baldwin, football
1988 George Kok, basketball
 Dwight Sloan, football
 Lewis Carpenter, football
1989 Ken Hatfield, football
 Harold Horton, football
 Brad Scott, football
 R.H. Sikes, golf
1990 Henry Moore, football
1991 Norm DeBriyn, baseball
 Pat Foster, basketball
 Gerald Nesbitt, football
1992 Preston Carpenter, football
 Dan Hampton, football
1993 Sidney Moncrief, basketball
 Buddy Bob Benson, football
1994 Joe Ferguson, football
 Ron Brewer, basketball
 Ike Poole, football, basketball
1995 Billy Ray Smith Jr., football
 Chuck Dicus, football
1996 Bill Burnett, football
 Kevin McReynolds, baseball
 Raymond Peters, football
1997 Bill Montgomery, football
 Billy Moore, football
 Mike Conley, track
1998 Nolan Richardson, basketball
 Marvin Delph, basketball
 Jimmy Johnson, football
 Firmon Bynum, football
1999 Ronnie Caveness, football
 Jerry Jones, football
2000 Tommy Boyer, basketball
 Bobby Burnett, football
2001 Orville Henry, journalism
 Jerry Lamb, football
 Ken Turner, football
2002 Steve Atwater, football
 Brandon Burlsworth, football
 Joe Kleine, basketball
 Cliff Powell, football
2003 O'Neale Adams, football
 Louis Schaufele, football, baseball
 Darrell Walker, basketball
2004 Jesse Branch, football
 Bud Campbell, journalism
 Bud Canada, football
 Steve Cox, football
 Wayne Martin, football
2005 William "Bud" Brooks, football
 Scott Hastings, basketball
2006 Gary Anderson, football
 John Daly, golf
 Paul Eells, television and radio play-by-play
 Fred Grim, basketball
 Bettye Fiscus Dickey, basketball
2007 Bobby Crockett, football
 Tom Pagnozzi, baseball
 George Walker, football
 Jim Elder, journalism
2008 Todd Day, basketball
 Bruce James, football
 Jon Richardson, football
2009 Martine Bercher, football
 R.C. Thielemann, football
 Corliss Williamson, basketball
 Jarrell Williams, football
2010 Bill Ferrell, trainer, baseball coach
 Leotis Harris, football
 Scotty Thurman, basketball

1964 National Championship football team
2011 Dick Bumpas, football
 Jerry Carlton, basketball
 Ben Cowins, football
 Quinn Groveby, football
 Cliff Horton, football
 Cliff Lee, baseball
2012 Harry Jones, football
 Lee Mayberry, basketball
 U.S. Reed, basketball
 Bob Ford, football
 1994 National Championship basketball team
2013 Stacy Lewis, golf
 Frank O'Mara, track and field
2014 David Bazzel, football
 Gary Blair, women's basketball coach
 Dennis Winston, football
2015 Pat Bradley, basketball
 Ron Calcagni, football
 Stephen Jones, football
 Christy Smith, basketball
 Bowden Wyatt, football coach
2016 Greg Koch, football
 Fred Marshall, football
 Almer Lee, basketball
 Niall O'Shaughnessy, track
2017 Larry Jackson, football
 Darren McFadden, football
2018 Shawn Andrews, football
 Jerry Eckwood, football
 Brison Manor, football
 Kevin Scanlon, football
 Dean Weber, trainer
2019 Gary Adams, football
 Madre Hill, football
 Dave Van Horn, baseball
 Jerry Jones Jr., football
 Houston Nutt, football
2020 Veronica Campbell Brown, track & field
 Jim Counce, basketball
 Ike Forte, football
 Anthony Lucas, football
 Gus Malzahn, football
 Ron Marvel, basketball
2021 John Tate, basketball
 Lisa Cornwell, golf
 Lance Harter, track
 Tim Horton, football
 Joe Johnson, basketball
 Johnny Ray, baseball
2022 Corey Beck, basketball
 Barry Foster, football
 Tyson Gay, track & field
 Matt Jones, football
 Brad Taylor, football
 Tommy Brasher, football

(Only inductees that coached, played or were closely affiliated with University of Arkansas athletics are listed)

COTTON BOWL HALL OF FAME

1999 Frank Broyles
2001 Loyd Phillips
2005 Lance Alworth
2010 Warren Lyles
2012 Jim Williams
2016 Fred Marshall
2018 Houston Nutt
2020 Jerry Jones

PRO FOOTBALL HALL OF FAME

1978 Lance Alworth
2002 Dan Hampton
2017 Jerry Jones
2020 Steve Atwater
 Jimmy Johnson

UNIVERSITY OF ARKANSAS SPORTS HALL OF HONOR

The University of Arkansas Sports Hall of Honor was established in 1988 as a means of honoring the all-time great athletes and coaches that have done so much in establishing a tradition of excellence in University of Arkansas athletics. Only former Razorback letterwinners are allowed to vote.

1988 Lance Alworth
 John Barnhill
 Frank Broyles
 Sidney Moncrief
 Glen Rose
 Clyde Scott
1989 Jim Benton
 George Cole
 Wayne Harris
 Wilson Matthews
 Kevin McReynolds
 Wear Schoonover
1990 Miller Barber
 Mel McGaha
 John McDonnell
 Loyd Phillips
 Jack Robbins
 Jim Lee Howell
1991 Leon Campbell
 Mike Conley
 Norm DeBriyn
 Dan Hampton
 Dave Hanner
 Fred Williams
1993 Ron Brewer
 Chuck Dicus
 Joe Ferguson
 Lamar McHan
 Pat Summerall
1994 George Kok
 Maurice Britt
 Bill Ferrell
 Steve Little
 Bettye Fiscus
 Billy Ray Smith Sr.
 Niall O'Shaughnessy
 John Daly
1995 Bill Burnett
 Ken Hatfield
 Eddie Sutton
 R.H. Sikes
 Tim Lollar
 J. William Fulbright
 Bud Brooks
1996 Preston Carpenter
 Bob Cheyne
 Joe Falcon
 Eugene Lambert
 Bill Montgomery
 Billy Moore
 Nolan Richardson
 Barry Switzer
 Melody Sye
1997 Harold Horton
 Jim Mooty
 Lon Farrell
 Billy Ray Smith Jr.
 Johnny Ray
 Frank O'Mara
 Jim Lindsey
 Henry Moore
 Floyd Sagely
1998 Steve Atwater
 Marvin Delph
 Paul Donovan
 Bev Lewis
 Eddie Bradford
 Ike Poole
 Steve Creekmore Sr.

1999 Fred Akers
Tommy Boyer
Ronnie Caveness
Jimmy Johnson
Gordon Long
Gerald Nesbitt
Tom Pagnozzi
Stanley Redwine
George Walker
Jesse Branch

2000 Bobby Burnett
Lew Carpenter
Delmonica DeHorney
Howard "Red" Hickey
Jeff King
Joe Kleine
Tom Murphy
Dean Weber
Alton Baldwin
Jim Bone
Deena Drossin
Pat Foster
Quinn Grove
Glen Ray Hines
Cliff Powell
Reuben Reina
Jarrell Williams

2002 Todd Day
Bobby Crockett
Martine Bercher
Rick Schaeffer
Deane Pappas
Amber Nicholas Shirey
Harold E. "Sonney" Henson
Ronnie Underwood
Ray Hamilton

2003 Johnny Adams
Gary Anderson
Bud Canada
Chip Hooper
Fred Marshall
Jerry Mazzanti
Cynthia Moore
Scott Tabor
Corliss Williamson

2004 Brandon Burlsworth
Jerry Carlton
Peter Doohan
Harry Jones
Jerry Jones
Seneca Lassiter
Wayne Martin
Lee Mayberry
Tracy Webb Rice
Dick Booth
Bill Gray
Leotis Harris
Scott Hastings
Steve Krueger
Jerry Lamb
Jon Richardson
Christy Smith
R.C. Thielemann

2006 Scott Bull
Dick Bumpas
Jay Donathan
Ron Hightower
Bobby Proctor
Louis Schaufele
Martin Terry
Amy Yoder Begley
Lance Harter

2007 Jim Barnes
Jackie Brasuell
Ben Cowins
Megan Flowers
Dean Garrett
Brenden Pappas

Randy Stewart
Phillip Stidham
Scotty Thurman

2008 Rodney Brand
Tommy Brasher
Bruce James
Daniel Lincoln
Ryan Lundquist
George McKinney
Gi-Gi Miller
Darrell Walker
Steed White

2009 Shawn Andrews
Richard Bell
Ron Calcagni
Veronica Campbell-Brown
Dr. Jim Counce
Alistair Cragg
Billy Joe Moody
Tom Pucci

2010 Bubba Carpenter
Milan Creighton
Ike Forte
Karen Gorham
Greg Koch
Kevin Scanlon
U.S. Reed
Tracy Robertson
Terry Don Phillips
Erick Walder
Jim Williams

2011 Gary Adams
Steve Cox
Jessica Koch Dailey
Fred Grim
Almer Lee
Brisen Manor Jr.
Jessica Field Phelan
Godfrey Siamusiye
Pat Serret
Jimmy Walker

2012 Edrick Floreal
Andrew Lang
Bruce Maxwell
Bill McClard
Clyde Rhoden
Ronn Reynolds
Jodi Rittenhouse
Lisa Sparks
Terry Stewart
Dennis Winston
Charles Balentine
Don Christian
Greg D'Alexander
Calvin Davis
Barry Foster
Edel Hackett
Cheryl McArthur Ward
Dickey Morton
Buddy Sutton

2014 Pat Bradley
Freddie Childress
Shameka Christon
Robert Cox
Graham Hood
Kenoy Kennedy
Stacy Lewis
Pat Morrison
Louis Ramsay

2015 DeeDee Brown-Campbell
Niall Bruton
Robin Ford
Lynn Garner
Derek Hood
Steve Korte
Mike Loggins
Ron Meyer
Kendall Trainor

2016 Gregory Lasker
Oliver Miller
Lou Holtz
Kenderick Moore
Roddie Haley
Christin Wurth-Thomas
Tammy Kincaid Dustin
Tom Pickell
Danny Rhodes
Bo Busby

2017 Louis Campbell
Troy Eklund
Ken Hamlin
Madre Hill
Chin Bee Khoo
Jack O'Keefe
Melvin Lister
Amy Wright
Ron Faurot
Steve Loy
Sytia Messer
Nick Schmidt
Jerry Spencer
Greg Horne
Randy Stephens
Jonathon Modica
Ivan Jordan
Kim Storey
Dana McQuillin Dahlke
April Steiner Bennett
Ewell Lee

2018 Rickey Medlock
Bruce Lahay
Mike Bender
Tony Cherico
Bill Dorothy
Greg Kolenda
Jim Mabry
Ruthie Miller
Krystal Osborne
Maria Pavlidou
Dean Pryor
Tag Ridings
James "Doc" Sexton
Tim Siegel
Gerald Skinner
Shelly Wallace

2020 Corey Beck
Jon Brittenum
Ralph Kraus
Amanda McCurdy
Darren McFadden
Ken Turner

2021 Robert Farrell
Clint McDaniel
Sandi Morris
Tiffany Woolley Moyer
George Stewart
Brian Wellman

(Only inductees that coached, played or were closely affiliated with University of Arkansas athletics are listed)

ALL-CENTURY TEAM

Selected by fan ballot prior to the 1994 season as part of the UA football centennial celebration.

OFFENSIVE LINEMEN

Bud Brooks
Freddie Childress
Leotis Harris
Glen Ray Hines
Steve Korte
R.C. Thielemann

RECEIVERS

Jim Benton
Bobby Crockett

Chuck Dicus
Wear Schoonover

RUNNING BACKS

Lance Alworth
Leon Campbell
Barry Foster
Jim Mooty
Clyde Scott

QUARTERBACKS

Joe Ferguson
Quinn Grove
Lamar McHan
Bill Montgomery

DEFENSIVE LINEMEN

Dan Hampton
Dave Hanner
Wayne Martin
Lloyd Phillips
Billy Ray Smith Sr.
Billy Ray Smith Jr.
Fred Williams

LINEBACKERS

Ronnie Caveness
Wayne Harris
Cliff Powell
Dennis Winston

SECONDARY

Steve Atwater
Alton Baldwin
Martine Bercher
Ken Hatfield
Billy Moore

KICKERS

Steve Cox
Steve Little
Pat Summerall

ALL-DECADE TEAMS

2010-19 OFFENSE

TE	Hunter Henry
T	Dan Skipper
G	Frank Ragnow
C	Travis Swanson
G	Sebastian Tretola
T	DeMarcus Love
WR	Joe Adams
WR	Jarius Wright
QB	Ryan Mallett
RB	Knile Davis
RB	Alex Collins
K	Zack Hocker

2010-19 DEFENSE

E	Jake Bequette
T	Darius Philon
T	McTelvin Agim
E	Trey Flowers
LB	Jerry Franklin
LB	De'Jon Harris
OLB	Martrell Spaight
CB	Tevin Mitchell
CB	Henre' Toliver
S	Tramain Thomas
S	Kamren Curl
P	Dylan Breeding

2000-09 OFFENSE

TE	D.J. Williams
T	Shawn Andrews
G	Mitch Petrus
C	Jonathan Luigs
G	Robert Felton

T Tony Ugoh
WR Marcus Monk
WR George Wilson
QB Matt Jones
RB Darren McFadden
RB Felix Jones
K Alex Tejada

2000-09 DEFENSE

E Jamaal Anderson
T Marcus Harrison
T Keith Jackson
E Jeb Huckeba
LB Quinton Caver
LB Sam Olajubutu
OLB Jermaine Petty
CB Ahmad Carroll
CB Chris Houston
S Ken Hamlin
S Tony Bua
P Jeremy Davis

1990-99 OFFENSE

TE Kirk Botkin
T Bobbie Williams
G Brandon Burlsworth
C Grant Garrett
G Isaac Davis
T Chad Abernathy
WR Anthony Lucas
WR Anthony Eubanks
QB Clint Stoerner
RB Madre Hill
RB Chrys Chukwuma
K Todd Wright

1990-99 DEFENSE

E Henry Ford
T Melvin Bradley
T Junior Soli
E Steven Conley
LB Jamel Harris
LB Mark Smith
OLB Darwin Ireland
CB David Barrett
CB Orlando Watters
S Kenoy Kennedy
S Zac Painter
P Pete Raether

1980-89 OFFENSE

TE Billy Winston
T Jim Mabry
G Steve Korte
C Elbert Crawford
G Freddie Childress
T Alfred Mohammed
WR James Shibest
QB Quinn Grovey
RB Gary Anderson
RB James Rouse
RB Barry Foster
K Kendall Trainor

1980-89 DEFENSE

E Billy Ray Smith Jr.
T Wayne Martin
NG Tony Cherico
T Michael Shepherd
E Kerry Owens
LB Rickey Williams
LB Bert Zinamon
CB Danny Walters
CB Richard Brothers
S Steve Atwater
S Greg Lasker
P Greg Horne

1970-79 OFFENSE

TE Charles Clay
T Greg Koch
G Leotis Harris
C R. C. Thielemann
G George Stewart
T Greg Kolenda
WR Chuck Dicus
WR Mike Reppond
QB Joe Ferguson
RB Ben Cowins
RB Dickey Morton
K Steve Little

1970-79 DEFENSE

E Dennis Winston
T Jimmy Walker
NG Dale White
T Dan Hampton
E Ivan Jordan
LB Danny Rhodes
LB Larry Jackson
CB Vaughn Lusby
CB Louis Campbell
S Howard Sampson
S Bo Busby
P Steve Little

1960-69 OFFENSE

E Bobby Crockett
T Glen Ray Hines
G Jim Barnes
C Rodney Brand
G Jerry Dossey
T Dick Cunningham
E Jerry Lamb
E Chuck Dicus
B Bill Montgomery
B Jon Brittenum
B Bill Burnett
B Bruce Maxwell
B Lance Alworth
K Ronny South

1960-69 DEFENSE

E Hartford Hamilton
L John Childress
L Jimmy Johnson
L Loyd Phillips
E Rick Kersey
LB Wayne Harris
LB Ronnie Caveness
LB Cliff Powell
B Gary Adams
B Tommy Trantham
B Billy Moore
B Terry Stewart
P Bobby Nix

1950-59

E Floyd Sagely
T Billy Ray Smith
G Bud Brooks
C Jay Donathan
G Dave Hanner
T Bob Griffin
E Pat Summerall
B Lamar McHan
B Henry Moore
B Lewis Carpenter
B Gerald Nesbitt
B Preston Carpenter
B Jim Mooty

1940-49

E Mike Schumchyk
T Charles Lively
G Leon Pense

C Billy Ray Thomas
G Theron Roberts
T Ray Peters
E Alton Baldwin
B Clyde Scott
B Leon Campbell
B Geno Mazzanti
B Ross Pritchard
B Louis Schaufele

1930-39

E Jim Benton
T W. R. Benton
G Clifford Van Sickle
C Bill Spivey
G John Measel
T Howard "Red" Hickey
E Paul Rucker
B Ray Hamilton
B Kay Eakin
B Jack Robbins
B Jack Dale
B Tom Murphy

1920-29

E Wear Schoonover
T Charlie Jamerson
G Brad Scott
C Herman Boozman
G Clyde Van Sickle
T Gus Japp
E Glen Rose
B Herman Bagby
B Ben Winkleman
B George Cole
B Garland Beavers

PRE-1920

L John Shirley Wood
L Stanley Phillips
L J. Tate McGill
L Phil C. Huntley
L Percy Hinton
L Dan Estes
L James Coleman
B Gene "Sodie" Davidson
B Steve Creekmore
B Clinton C. Milford

DANA X. BIBLE AWARD

Outstanding Player of the Year in the Southwest Conference as selected by Texas/Arkansas Football Magazine.

1975 Scott BullQB
1979 Kevin ScanlonQB

ACADEMIC ALL-AMERICA

1955 George WalkerQB
1957 Jerry FordC
Gerald NesbittFB
1959 Wayne HarrisC
1960 Joe Paul AlbertyFB
1961 Lance AlworthHB
1964 Ken HatfieldHB
1965 Randy StewartC
Jim LindseyWB
Jack BrasuellHB
1968 Bob WhiteK
1969 Bill BurnettRB
Terry StewartS
1978 Brad ShoupDB
1991 Mick ThomasLB
1992 Owen KellyNG
1993 Chris OliverOT
2003 Jerry ReithOT
2012 Dylan BreedingP
2015 Brooks EllisLB
2016 Brooks EllisLB

ABC-TV CHEVROLET PLAYER OF THE YEAR

1977 Larry JacksonLB/Defense

NATIONAL FOOTBALL FOUNDATION SCHOLAR

1969 Terry StewartS
1976 Bo BusbyS
1978 Brad ShoupDB
2016 Brooks EllisLB

NCAA POST GRADUATE SCHOLARSHIP

1969 Terry StewartFootball
1978 Niall O'ShaughnessyTrack
Brad ShoupFootball
Don S. DenisSwimming
1984 Don S. DenisSwimming
1993 Chris OliverFootball
2005 Matt GunnTrack


HOUSTON POST AWARD

(Outstanding Player of the Year in the Southwest Conference)

1928 Garland "Bevo" BeaversFB
1933 Tom MurphyFB
1937 Jim BentonE
1954 William "Bud" BrooksG
1960 Wayne HarrisC
1962 Billy MooreQB
1964 Fred MarshallQB
1965 Bobby CrockettE
1965 Glen Ray HinesT
1969 Cliff PowellLB
1970 Dick BumpusT
1978 Dan HamptonDT

SPORTSMANSHIP AWARDS

1948 Gordon LongSwede Nelson
National Award
1953 Lamar McHanSWC Trophy
1957 George WalkerSWC Trophy
1961 Lance AlworthSWC Trophy
1966 Jon BrittenumSWC Trophy
1970 Bill BurnettSWC Trophy
Bill BurnettKerns Tips Award
1975 Scott BullFt. Worth
Kiwanis Award
1979 Kevin ScanlonFt. Worth
Kiwanis Award
1987 Tony ChericoFt. Worth
Kiwanis Award
1988 Jim KremersSWC Trophy



KEN HATFIELD was an Academic All-American on Arkansas' 1964 National Championship team. His 81-yard punt return for a touchdown keyed the 14-13 victory at No. 1 Texas as Arkansas went 11-0 in 1964.

DELBERT SWARTZ OUTSTANDING ACADEMIC ACHIEVEMENT AWARD

1962	Lance Alworth	Football
1963	Danny Brabham	Football
1964	John Derrdorff	Track
1965	Ken Hatfield	Football
1966	J. D. McConnell	Basketball
1967	Ken Sharp	Track
1968	Hartford Hamilton	Football
1969	Bob White	Football
1970	Dewitt Smith III	Football
1971	Steve Walters	Football
1972	Tom Reed	Football
1973	Tom Reed	Football
1974	Randy Jackson	Tennis
1975	Rickey Medlock	Basketball
1976	Tommy Cheyne	Football
1977	Ray Buckner	Basketball
1978	Jimmy Counce	Basketball
1979	Brad Shoup	Football
1980	Kevin Scanlon	Football
1981	Mark Anderson	Track
1982	Pat Vaughn	Track
1983	Tom Moloney	Track
1984	Bill Jasinski	Track
1985	Mark Lee	Football
1986	Chris Bequette	Football
1987	Jim Kremers	Baseball
1988	Shawn Baker	Basketball
1989	Odis Lloyd	Football
1990	Wade Hill	Football

J. FRANK BROYLES AWARD

UA's Top Male Athlete

1977	Niall O'Shaughnessy	Track
1978	Tim Lollar	Baseball
1979	Sidney Moncrief	Basketball
1980	Steve Krueger	Baseball
1981	U.S. Reed	Basketball
1982	Randy Stephens	Track
1983	Frank O'Mara	Track
1984	Mike Conley	Track
1985	Mike Conley	Track
1986	Ralph Kraus	Baseball
1987	Jim Kremers	Baseball
1988	Joe Falcon	Track
1989	Joe Falcon	Track
1990	Edrick Floreal	Track
1991	Quinn Grovey	Football
1992	Todd Day	Basketball
1993	Erick Walder	Track
1994	Corliss Williamson	Basketball
1995	Corliss Williamson	Basketball
1996	Godfrey Siamusiye	Track
1997	Robert Howard	Track
1998	Robert Howard	Track
1999	Brandon Burlsworth	Football
2000	Melvin Lister	Track
2001	Quinton Caver	Football
2002	Jermaine Petty	Football
2003	Alistair Cragg	Track
2004	Alistair Cragg	Track
	Wallace Spearmon	Track
2005	Josphat Boit	Track
2006	Darren McFadden	Football
2007	Darren McFadden	Football

GARRETT UEKMAN MEMORIAL SCHOLARSHIP

2014	Luke Charpentier	OG/C
2015	Alex Voelzke	TE
2016	Jeremy Sprinkle	TE
2017	Kevin Richardson	DB
2018	Jeremy Patton	TE

CRIP HALL HOMECOMING PERFORMANCE BY A SENIOR AWARD

1950	Frank Fischel	E
1951	Lamar McHan	QB
1952	Larry Hogue	FB
1953	Lamar McHan	TB
1954	Bobby Proctor	B
1955	Preston Carpenter	HB
1956	Billy Ray Smith	T
	Ronnie Underwood	HB
1957	Gerald Nesbitt	FB
1958	Billy Gilbow	G
1959	Jim Moaty	HB
1960	Wayne Harris	C
1961	Lance Alworth	HB
1962	Billy Moore	QB
1963	Jim John	E
1964	Fred Marshall	QB
1965	Bobby Burnett	TB
1966	Martine Bercher	S
1967	Ronny South	QB
1968	Max Peacock	E
1969	Bruce Maxwell	FB
1970	Bill Montgomery	QB
1971	Bill McClard	K
1972	Louis Campbell	CB
	Don Wunderly	DT
1973	Dickey Morton	TB
	Danny Rhodes	LB
1974	Jon Rhiddlehoover	DT
	Billy Burns	LB
1975	Scott Bull	QB
1976	Harvey Hampton	DT
1977	Steve Little	K/P
1978	Jimmy Walker	DT
1979	Robert Farrell	WR
1980	Ish Ordonez	K
1981	Cliff Henry	S
1982	Gary Anderson	RB
1983	Mark Mistler	WR
1984	Danny Nutt	QB
1985	Mark Calcagni	QB
1986	Derrick Thomas	FB
1987	Rickey Williams	LB
1988	Kendall Trainor	K
1989	James Rouse	HB
1990	Derek Russell	WR
1991	Michael James	CB
1992	Pete Raether	P
1993	Darwin Ireland	LB
1994	Lance Ellison	K
1995	Barry Lunney Jr.	QB
1996	Oscar Malone	TB
1997	Anthony Eubanks	WR
1998	Brandon Burlsworth	OG
1999	Clint Stoerner	QB
2000	J.J. Jones	LB
2001	Carlos Hall	DE
2002	Fred Talley	RB
2003	Caleb Miller	LB
2004	Jeb Huckleba	DE
2005	Kyle Roper	C
2006	Keith Jackson	DT
2007	Peyton Hillis	FB
2008	Casey Dick	QB
2009	Lucas Miller	WR
2010	D.J. Williams	TE
2011	Jarius Wright	WR
2012	Cobi Hamilton	WR
2013	Chris Smith	DE
2014	Martrell Spaight	LB
2015	Brandon Allen	QB
2016	Toby Baker	P
2017	David Williams	RB
2018	Armon Watts	DL
2019	De'Jon Harris	LB
2020	Grant Morgan	LB
2021	Montaric Brown	DB

CHISM REED OUTSTANDING SENIOR FOR LEADERSHIP AWARD

1964	Jim Johnson	NG
1965	Jack Brasuell	B
1966	Eddie Woodlee	FB
1967	Alvin Jones	DT
1968	Tommy Dixon	DB
1969	Gordon McNulty	DE
1970	Bobby Field	DB
1971	Bobby Nichols	TE
1972	Louis Campbell	CB
1973	Danny Rhodes	LB
1974	Jon Rhiddlehoover	DT
1975	Tommy Cheyne	P
1976	Bo Busby	S
1977	Steve Heim	DT
1978	Jimmy Walker	OT
1979	Chuck Herman	OG
1980	Phillip Moon	OT
1981	Ronnie Trusty	OT
1982	Kim Dameron	WR
1983	Jim Schoolcraft	TE
1984	Joe Kleine	Basketball
1985	Andy Upchurch	C
1986	Derrick Thomas	FB
1987	Tony Cherico	FB
1988	Keith Wilson	Basketball
1989	Elbert Crawford	C
1990	Quinn Grovey	QB
1991	Arlyn Bowers	Basketball
1992	Ray Lee Johnson	DE
1993	Tyrone Chatman	LB
1994	Jason Allen	QB
1995	Barry Lunney	QB
1996	Mark Smith	LB
1997	Anthony Eubanks	WR
1998	Grant Garrett	C
1999	Marvin Caston	FB
2000	Quinton Caver	LB
2001	Jermaine Petty	LB
2002	Fred Talley	RB
2003	George Wilson	WR
2004	Matt Jones	QB
2005	Clarke Moore	DE
2006	Brett Goode	LS
2007	Weston Dacus	LB
2008	Jonathan Luigs	C
2009	Michael Smith	RB
2010	Van Stumon	FB
2011	Grant Cook	OL
2012	Tyler Wilson	QB
2013	Kiero Small	FB
2014	Martrell Spaight	LB
2015	Brandon Allen	QB
2016	Drew Morgan	WR
2017	Austin Allen	QB
2018	Dre Greenlaw	LB

GORDON CAMPBELL SENIOR SPIRIT AWARD

1969	Bob Stankovich	OT
1970	Steve Walters	S
1971	Ronnie Jones	DE
1972	Tom Reed	OG
1973	Danny Rhodes	LB
1974	Floyd Hogan	FS
1975	Hal McAfee	LB
1976	Gerald Skinner	OT
1977	Howard Sampson	SS
1978	Dan Hampton	DT
1979	Robert Farrell	WR
1980	George Stewart	OG
1981	Darryl Mason	TE
1982	Richard Richardson	NG
1983	Bert Zinamon	LB
1984	Brad Taylor	QB
1985	David Bazzel	LB
1986	James Shibest	WR

1987	Tony Cherico	NG
1988	Odis Lloyd	LB
1989	Tim Horton	WR
1990	Quinn Grovey	QB
1991	Curtis Banks	SS
1992	Scott Long	DT
1993	Chris Oliver	OT
1994	Dean Peevy	CB
1995	Earl Scott	C
1996	Scott Rivers	OT
1997	Ken Anderson	DE
1998	Russ Brown	OG
1999	Nathan Norman	FB
2000	Jeremiah Harper	DB
2001	La'Zerius White	OG
2002	Nathan Ball	OG
2003	Bo Lacy	OT
2004	DeCori Birmingham	RB
2005	Vickiel Vaughn	FS
2006	Desmond Sims	LB
2007	Robert Felton	OT

JIM WELLONS DEDICATION AWARD

1978	Ron Calcagni	QB
1979	Kevin Scanlon	QB
1980	Keith Houfek	C
1981	Steve Clyde	TE
1982	Tom Jones	QB
1983	Milton Fields	LB
1984	Mark Lee	LB
1985	Mark Calcagni	QB
1986	Theo Young	TE
1987	Greg Thomas	QB
	Chris Bequette	OT
1988	John Bland	QB
1989	Billy Winston	TE
1991	Greg Switzer	LB
1992	Gary Adams	S
1993	Henry Ford	DE
1994	Willie Johnson	LB
1995	Spencer Brown	CB
1996	Vincent Bradford	LB
1997	Bill Carson	LS
1998	Benji Mahan	LS
1999	Joe Dean Davenport	TE
2000	Randy Garner	DE
2001	Josh Foliat	LB
2002	Raymond House	DE
2003	Mark Bokermann	OG
2004	Steven Harris	WR
2005	Kyle Dickerson	RB
2006	Tony Uogh	OT
2007	Robert Johnson	WR

STEVE LITTLE AWARD

Special Teams

1982	Keith Burns	DB
1983	Calvin Shaw	LB
1984	Nathan Jones	DB
1992	Todd Wright	K
1994	Carl Kidd	S
1995	J. J. Meadors	WR
1996	Jessie Cornelius	FB
1997	Matt Wait	P
1998	Todd Latourette	K
1999	Tony Dodson	K
	Chris Akin	P
2000	Michael Snowden	WR
2001	D'Andre Berry	SS
2002	Richie Butler	P
2003	Tom Crowder	WR
2004	David Carlton	K
2005	Jacob Skinner	P
2006	Jacob Skinner	P
2007	Kevin Woods	FS

BRUCE MITCHELL AWARD

Toughness

1982	Ed Jackson	DE
1983	Orson Weems	OT
1984	Marcus Elliott	OG
1985	Greg Lasker	S
1986	Derrick Thomas	FB
1987	Rickey Williams	LB
1988	Eric Bradford	S
1989	Anthony Cooney	CB
1990	Derek Russell	WR
1992	E. D. Jackson	RB
1993	Darwin Ireland	LB
1994	Trent Knapp	LB
1995	Junior Soli	NG
1996	Anthony Hicks	LB
1997	Shannon Sidney	WR
1998	C.J. McLain	DE
1999	Jeromy Flowers	DB
2000	Jim Ed Reed	LB
2001	Sacha Lancaster	FB
2002	Gavin Walls	DE
2003	Tony Bua	LB/S
2004	Marcus Whitmore	LB
2005	Brandon Kennedy	FB
2006	Sam Olajubutu	LB
2007	Farod Jackson	FB

HAROLD HORTON AWARD

Loyalty

1999	Anthony Lucas	WR
2000	Rod Stinson	FB
2001	Curt Davis	NG
2002	Raymond House	DE
2003	Caleb Miller	LB
2004	Jeb Huckleba	DE
2005	Kyle Dickerson	RB
2006	Stephen Parker	OG
2007	Nate Garner	OT

NELSON RAINEY AWARD

Character

2000	Jeremiah Harper	DB
2001	Kenny Sandlin	OG
2002	Josh Melton	C
2003	Jerry Reith	OG
2004	Jeb Huckleba	DE
2005	Pierre Brown	LB
2006	Zac Tubbs	OT
2007	Marcus Monk	WR

BRANDON BURLSWORTH AWARD

Academics and one-time non-scholarship

2001	Jerry Reith	OG
2002	George Wilson	S
2003	Chuck Nalley	LS
2004	Tom Crowder	WR
2005	Dowell Loggains	QB/H
2006	Richard Bracken	WR
2007	Stephen Parker	OG
2008	Jeremy Davis	P
2009	Lucas Miller	WR
2010	Seth Armbrust	SS
2011	No recipient	-
2012	Seth Armbrust	SS
2013	David Hurd	OT
2014	Austin Jones	LB
2015	Josh Harris	LB
2016	Adam McFain	K

LITTLE ROCK TD CLUB TEAM MVP

2004	Matt Jones	QB
2005	Darren McFadden	RB
2006	Darren McFadden	RB
2007	Darren McFadden	RB
2008	DJ Williams	TE
2009	Ryan Mallett	QB
2010	Ryan Mallett	QB

2011	Jarius Wright	WR
2012	Tyler Wilson	QB
2013	Trey Flowers	DE
2014	Jonathan Williams	RB
2015	Alex Collins	RB
2016	Austin Allen	QB
2017	Santos Ramirez	DB
2018	DeJon Harris	LB
2019	Rakeem Boyd	RB

PAUL EELLS AWARD

Perseverance, determination, courage and resolve in the face of adversity

2006	Robert Johnson	WR/QB
2007	Peyton Hillis	RB
2008	Casey Dick	QB
2009	Joe Adams	WR
2010	DJ Williams	TE
2011	Garrett Uekman	TE
2012	Dennis Johnson	RB
2013	Kiero Small	RB
2014	Martrell Spaight	LB
2015	Brandon Allen	QB
2016	Rawleigh Williams III	RB
2017	Kevin Richardson II	DB
2018	Armon Watts	DL
2019	McTelvin Agim	DL

DAN HAMPTON AWARD

Best D-lineman from an Arkansas college

2013	Trey Flowers	DE
2014	Trey Flowers	DE
2018	Armon Watts	DL

WILLIE ROAF AWARD

Best O-lineman from an Arkansas college

2013	Travis Swanson	C
2015	Sebastian Tretola	G
2016	Dan Skipper	T
2017	Frank Ragnow	C

DARREN McFADDEN AWARD

Best RB from an Arkansas college

2018	Rakeem Boyd	RB
------	-------------	----

DR. LON FARRELL AWARD

1987	Jack Gregory Magness	Swimming
1988	Shawn Baker	Basketball
1989	Cheryl McArton	Swimming
1990	Allen Meancham	Football
1991	Mary Farmer	Swimming
1992	Amber Nicholas	Basketball
1993	Cynthia TerPoorten	Swimming
1994	Kim Mount	Track
1995	Rene Pillow	Track
1996	Kristen DeArmand	Swimming
1997	Kelly Cook	Cross Country
1998	Alicyn Hennis	Soccer
1999	Louise Ostling	Tennis
2000	Kimberly Mourtou	Soccer
2001	Julie Sloniger	Volleyball
2002	Tiffany Woolley	Softball

SEC FOOTBALL LEGENDS

1994	Lance Alworth	HB
1995	Joe Ferguson	QB
1996	Chuck Dicus	WR
1997	Jim Benton	E
1998	Clyde Scott	B
1999	Bill Montgomery	QB
2000	Ronnie Caveness	LB
2001	Steve Atwater	FS
2002	Loyd Phillips	DT
2003	Wayne Harris	LB
2004	Fred Marshall	QB
2005	Quinn Grovey	QB
2006	Cliff Powell	LB
2007	Ken Hatfield	DB

2008	Billy Ray Smith Jr.	LB
2009	Gary Anderson	RB
2010	Frank Broyles	Head Coach
2011	Leotis Harris	OG
2012	Pat Summerall	K/DE/TE
2013	Wayne Martin	DE
2014	Jerry Lamb	E
2015	Madre Hill	RB
2016	Shawn Andrews	T
2017	Dan Hampton	DT
2018	Darren McFadden	RB
2019	Dennis Winston	LB

BROYLES RAZORBACK AWARD

Presented to senior who exemplifies Coach Broyles

2019	T.J. Smith	DL
------	------------	----

ALL-AMERICAN BOWL

Tampa, Fla.

1970	Gary Adams	S
1971	Bill Montgomery	QB
	Dick Bumpus	T
	Bruce James (South MVP Award)	E
	Pat Morrison	TE
	Ronnie Jones	DE
1972	David Reavis	DT
1973	Brisen Manor	DT
1975	Tommy Harris	DB
1976	Greg Koch	OT
1979	Larry Jackson	LB

ALL-AMERICAN CLASSIC

Las Vegas, Nev.

2003	Tony Bua	FS
	Bo Lacy	OT
2005	DeCori Birmingham	RB
	Steven Harris	WR

ALL-AMERICAN GAME

Lubbock, Texas

1961	Wayne Harris	LB
1963	Jesse Branch	HB
1965	Ronnie Caveness	LB
1966	Jim Lindsey	HB
	Bobby Crockett	E
	Glen Ray Hines	T
1967	Martine Bercher	QB
	Jon Brittenum	HB
	Loyd Phillips	T
1970	Rodney Brand	C
	Cliff Powell	LB
1971	Chuck Dicus	E
	Jerry Moore	DB
1972	Tom Mabry	OT
1973	Dickey Morton	TB

ALL-STAR GRIDIRON CLASSIC

Orlando, Fla.

1998	Madre Hill	RB
	Todd Latourette	K
	Ryan Hale	NG
2002	Fred Talley	RB
	Raymond House	DE

BLUE-GRAY GAME

Montgomery, Ala.

1950	Buddy Brown	G
	Louis Schaufele	FB
1952	Buddy Sutton	HB
	Lewis Carpenter	FB
1953	Lamar McHan	QB
	Harold Spain	G
1966	Joe Black	LB
	Martine Bercher	S
1967	David Cooper	G
	Hartford Hamilton	E
	Ronny South	QB
1970	Bill Montgomery	QB

	Bruce James	E
	Dick Bumpas (MVP Award)	T
1971	Jack Morris	DB
	Mike Kelson	T
1972	David Reavis	DT
	Jim Hodge	WR
1973	Jack Ettinger	WR
	Danny Rhodes	LB
1974	Rollen Smith	DE
1982	Phillip Boren	OT
1992	Ray Lee Johnson	DE
	Ron Dickerson Jr.	WR
1993	Henry Ford	DE
	Isaac Davis	OG
	Kirk Botkin	TE
1994	Carl Kidd	S
1996	Mark Smith	LB
1997	Anthony Eubanks	WR
	David Sanders	DT

CASINO DEL SOL ALL-STAR GAME

Tucson, Ariz.

2012	Broderick Green	RB
2013	Jared Green	DT

COLLEGE ALL-STAR BOWL

Greenville, S.C.

2014	Eric Bennett	S
	David Hurd	OT
	Byron Jones	DT
	Jarrett Lake	LB

COLLEGE ALL-STAR GAME

Chicago, Ill.

1938	Jim Benton	E
	Jack Robbins	QB
1949	Clyde Scott	HB
	Bud Canada	E
1952	Bob Griffin	C
1954	Lamar McHan	QB
1956	Preston Carpenter	HB
	Henry Moore	FB
1957	Ronnie Underwood	HB
1960	Jim Mooty	HB
1961	Lance Alworth	HB
1963	Danny Brabham	FB
1965	Ronnie Caveness	LB
1966	Jim Lindsey	HB
	Glen Ray Hines	T
	Bobby Crockett	E
1967	Harry Jones	HB

COLLEGE GRIDIRON SHOWCASE

Arlington, Texas

2015	Tevin Mitchel	CB
------	---------------	----

EAST-WEST SHRINE GAME

Various Locations

1938	Jim Benton	E
	Dwight Sloan	HB
1940	Kay Eakin	QB
1941	Howard Hickey	E
1946	Earl Wheeler	G
1949	Ed Hamilton	E
1951	Ken Jones	OT
1956	Preston Carpenter	HB
	Henry Moore	FB
1957	Gerald Nesbitt (Offensive MVP)	FB
1958	Donnie Stone	HB
1963	Wesley Bryant	T
1966	Loyd Phillips	T
	Dick Cunningham	T
1967	Ernie Ruple	T
1976	R. C. Thielemann	C
	Gerald Skinner	T
1980	Kevin Evans	FS
1985	Greg Lasker	S
1989	Steve Atwater (Defensive MVP)	S

HONORS

1990	Michael Shepherd.....	DT
1998	C. J. McLain.....	DE
1999	D. J. Cooper.....	DT
2003	Lawrence Richardson.....	CB
2005	Jeb Huckeba.....	DE
2006	Houston Nutt.....	Head Coach
	De'Arrius Howard.....	RB
	Brandon Kennedy.....	FB
	Kyle Roper.....	C
	Vickiel Vaughn.....	S
2007	Sam Olajubutu.....	LB
	Keith Jackson.....	DT
2008	Michael Grant.....	FS
2012	Greg Childs.....	WR
	Jerry Franklin.....	LB
	Jarius Wright.....	WR
2013	Dylan Breeding.....	P
2014	Zach Hocker.....	K
	Kiero Small.....	FB
2015	AJ Derby (injured).....	TE
2017	Jeremiah Ledbetter.....	DE
	Brooks Ellis (sick).....	LB
	Drew Morgan.....	WR
	Dan Skipper.....	T
	Deatrich Wise Jr.....	DE
2018	Brian Wallace.....	OL
	Armon Watts.....	DL
2020	McTelvin Agim.....	DL
	De'Jon Harris (injured).....	LB
2022	Myron Cunningham.....	OL
	Jordan Silver.....	LS

HULA BOWL

Honolulu, Hawaii

1961	Lance Alworth (MVP Award).....	HB
1964	Wesley Bryant.....	T
1965	Ronnie Caveness.....	LB
	Jerry Lamb.....	E
1966	Glen Ray Hines.....	T
	Jim Williams.....	T
1967	Loyd Phillips.....	T
	Harry Jones.....	WB
1968	Tommy Trantham.....	DB
1970	Rodney Brand.....	C
	Cliff Powell.....	LB
1971	Chuck Dicus.....	WR
	Bill Burnett.....	TB
1972	Mike Kelson.....	OT
	Tom Mabry.....	OT
1973	Tom Reed.....	OG
	Mike Reppond.....	WR
	Joe Ferguson.....	QB
1974	Dickey Morton.....	TB
	Danny Rhodes.....	LB
1975	Floyd Hogan.....	DB
1976	Ike Forte.....	RB
1977	R. C. Thielemann.....	C
1978	Steve Little.....	K
	Patrick Martin.....	DB
	Howard Sampson (injured).....	DB
	Leotis Harris (injured).....	G
1979	Ron Calcagni.....	QB
	Jimmy Walker.....	T
	Ben Cowins.....	RB
	Lou Holtz.....	Head Coach
1980	Greg Kolenda.....	OT
	Robert Farrell.....	WR
1981	Joe Shantz.....	OT
1982	Darryl Mason.....	TE
1983	Jessie Clark.....	FB
1984	Ron Fautro.....	DE
1985	Marcus Elliott.....	OG
	Eddie White.....	TE
1986	Andy Upchurch.....	C
	Kevin Wyatt.....	CB
1987	Limbo Parks.....	OG
1988	Tony Cherico.....	NG
	Bryan White.....	C



DAVID WILLIAMS led the National Team in rushing and had a touchdown run during the 2018 NFLPA Collegiate Bowl in Pasadena, California.

1989	Kendall Trainor.....	K
1991	Derek Russell.....	WR
2001	Shannon Money.....	OT
2003	Caleb Miller.....	LB
2005	Arrion Dixon.....	DT

JAPAN BOWL

Tokyo, Japan

1978	Steve Little.....	K
	Patrick Martin.....	DB
	Howard Sampson (injured).....	DB
1979	Ron Calcagni.....	QB
	Jerry Eckwood.....	RB
	Larry Jackson.....	LB
	Dean Weber.....	Athletic Trainer
1980	Kevin Scanlon.....	QB
1982	Darryl Mason.....	TE
	Bruce Lahay.....	K
1983	Richard Richardson.....	NG
	Dean Weber.....	Athletic Trainer
1984	Mark Mistler.....	WR
1986	Bobby Joe Edmonds.....	RB
1987	James Shibest.....	WR
1988	Tony Cherico.....	NG
	Eric Whitted.....	LB
1990	Jim Mabry.....	T
	Michael Shepherd.....	T
1992	Mick Thomas.....	LB

MEDAL OF HONOR BOWL

Charleston, S.C.

2014	Javontee Herndon.....	WR
	David Hurd.....	OL
2015	Brey Cook.....	OL
	Cameron Jefferson.....	OL
	Tevin Mitchel.....	CB
	Demetrius Wilson.....	WR

NFLPA COLLEGIATE BOWL

Carson, Calif.

2014	Kiero Small.....	FB
2015	Braylon Mitchell.....	LB
2017	Keon Hatcher.....	WR
2018	Austin Allen.....	QB
	Henre' Toliver.....	DB
	David Williams.....	RB
2019	Hjalte Froholdt.....	OL

	Randy Ramsey.....	DE
2020	Cheyenne O'Grady.....	TE
2021	Rakeem Boyd.....	RB
	Jerry Jacobs.....	DB
2022	Myron Cunningham.....	OL
	Grant Morgan.....	LB
	Jordan Silver.....	LS
	Tre Williams.....	DL

NORTH-SOUTH CLASSIC

Houston, Texas

2007	Keith Jackson.....	DT
	Randy Kelly.....	SS
	Stephen Parker.....	OG

NORTH-SOUTH SHRINE GAME

Miami, Fla.

1957	Jay Donathan.....	C
	George Walker.....	QB
1967	Tommy Trantham.....	DB
1971	Ronnie Jones.....	DE
	Tom Mabry.....	OT
1972	Don Wunderly.....	DT
	Tom Reed.....	OG
	Mike Reppond.....	WR
	Joe Ferguson.....	QB
1973	Danny Rhodes.....	LB
	Jack Ettinger.....	WR

Pontiac, Mich.

1976	Curtis Townsend.....	LB
	Dennis Winston.....	DE

SENIOR BOWL

Mobile, Ala.

1950	Theron Roberts.....	G
1951	Buddy Brown.....	G
	Buddy Rogers.....	HB
1952	Bob Griffin.....	C
	Fred Williams.....	T
1953	Buddy Sutton.....	HB
1955	Bud Brooks (MVP - South Team).....	G
1956	Henry Moore.....	FB
1957	Jay Donathan.....	C
	George Walker.....	QB
1959	Jim Mooty.....	HB
1961	Paul Dudley.....	HB

1962	Danny Brabham.....	FB
1966	Bobby Burnett.....	TB
	Jim Lindsey.....	WB
	Bobby Crockett.....	E
1968	Ernie Ruple.....	T
1969	Jim Barnes.....	G
1971	Jerry Moore.....	DB
1976	Richard LaFargue.....	C
1977	Gerald Skinner.....	T
1978	Vaughn Lusby.....	DB
1980	Greg Kolenda.....	OT
	Chuck Herman.....	OG
1983	Billy Ray Smith Jr.....	DE
	Steve Korte.....	OG
1989	Kendall Trainor.....	K
1992	Ron Dickerson Jr.....	WR
1994	Henry Ford.....	DE
	Isaac Davis.....	OG
1996	Steven Conley.....	DE
1998	Brandon Burlsworth.....	OG
1999	Anthony Lucas.....	WR
	David Barrett.....	CB
	Kenoy Kennedy.....	S
	Joe Dean Davenport.....	TE
	Bobbie Williams.....	OT
2000	Quinton Caver.....	LB
	Randy Garner.....	DE
	Boo Williams.....	WR
2001	Carlos Hall.....	DE
2003	Cedric Cobbs.....	TB
2005	Matt Jones.....	QB/WR
2007	Brett Goode.....	LB
	Tony Ugo.....	OT
2008	Robert Felton.....	OG
	Marcus Harrison.....	DT
	Peyton Hillis.....	FB
2009	Jonathan Luigs.....	C
2010	Mitch Petrus.....	OL
2011	DeMarcus Love.....	OL
	D.J. Williams.....	TE
2012	Joe Adams.....	WR
	Jake Bequette.....	DE
2013	Cobi Hamilton.....	WR
	Tyler Wilson.....	QB
2014	Chris Smith.....	DE
	Travis Swanson.....	C
2015	Martrell Spaight.....	LB
	Trey Flowers.....	DE
2016	Brandon Allen.....	QB
	Sebastian Tretola.....	OG
	Jonathan Williams.....	RB
2017	Toby Baker.....	P
	Jeremy Sprinkle.....	TE
2018	Frank Ragnow.....	C
2019	Dre Greenlaw.....	LB
2020	McTelvin Agim.....	DL
2021	Feleipe Franks.....	QB
2022	John Ridgeway.....	DL
	Jordan Silver.....	LS

2001	Carlos Hall.....	DE
2003	Cedric Cobbs.....	TB
2005	Matt Jones.....	QB/WR
2007	Brett Goode.....	LB
	Tony Ugo.....	OT
2008	Robert Felton.....	OG
	Marcus Harrison.....	DT
	Peyton Hillis.....	FB
2009	Jonathan Luigs.....	C
2010	Mitch Petrus.....	OL
2011	DeMarcus Love.....	OL
	D.J. Williams.....	TE
2012	Joe Adams.....	WR
	Jake Bequette.....	DE
2013	Cobi Hamilton.....	WR
	Tyler Wilson.....	QB
2014	Chris Smith.....	DE
	Travis Swanson.....	C
2015	Martrell Spaight.....	LB
	Trey Flowers.....	DE
2016	Brandon Allen.....	QB
	Sebastian Tretola.....	OG
	Jonathan Williams.....	RB
2017	Toby Baker.....	P
	Jeremy Sprinkle.....	TE
2018	Frank Ragnow.....	C
2019	Dre Greenlaw.....	LB
2020	McTelvin Agim.....	DL
2021	Feleipe Franks.....	QB
2022	John Ridgeway.....	DL
	Jordan Silver.....	LS

SPIRAL TROPICAL BOWL

Daytona Beach, Fla.

2018	Robert Decker.....	LS
	Dwayne Eugene Jr.....	LB
2021	Xavier Kelly.....	DL

TEXAS VS. THE NATION

El Paso, Texas

2009	Jamar Love.....	CB
	Jose Valdez.....	OT

Allen, Texas

2013	DeQuinta Jones.....	DT
	Ronnie Wingo Jr.....	RB
	Darius Winston.....	CB



ALL-TIME LETTERWINNERS

2022 RAZORBACK FOOTBALL



ALL-TIME LETTERWINNERS

Clavelle, Marcus.....1997
 Clay, Billy.....1960, 63
 Clay, Charles.....1975, 76, 77, 78
 Clay, Collin.....2019
 Clayton, Michael R.....1957
 Clemen, Shane.....2018, 19, 20, 21
 Cleveland, Ben.....2006, 08, 09, 10
 Cleveland, Jay.....1986
 Clinton, Chris.....2002
 Clyde, Steve.....1977, 79, 80, 81
 Coats, Jeff.....1939, 40, 41
 Coates, Julius.....2020
 Cobbs, Maurice.....1999, 01, 02, 03
 Cochran, Maurice.....1915, 16
 Cody, Russell.....1967, 68, 69
 Coe, Michael.....2003, 04, 05
 Colbert, Cameron.....2015, 16
 Cole, Bob.....1993
 Cole, Charles.....1956
 Cole, George.....1925, 26, 27
 Cole, Harper.....2021
 Cole, Johnny.....1950, 51, 52
 Cole, Nathan.....1995, 96, 97, 98
 Cole, Ray.....1937, 38, 39*
 Coleman, Eusell.....1925, 26, 27*
 Coleman, James W.....1916, 17, 18, 19*
 Coleman, Richard.....1968, 69
 Coleman, Rod.....2006, 07
 Coleman, Sam.....1921, 22, 23*, 24
 Coleman, Tiquention.....2013, 14
 Coleman, Will.....2012
 Coley, DeAndre.....2014, 15, 16, 17
 Collier, Jimmy.....1959, 60, 61
 Collins, Alex.....2013, 14, 15
 Collins, Jared.....2013, 14, 15, 16
 Collins, Kirk.....1988, 89, 90, 91*
 Collins, Ronnie.....1976
 Collins, Shane.....2002
 Collins, Terrell.....2018
 Compton, Kevin.....2021
 Conger, Marvin.....1944
 Conley, Steve.....1992, 93, 94, 95*
 Connor, Paul.....1965, 66, 67
 Cook, Brey.....2011, 12, 13, 14*
 Cook, Grant.....2008, 09, 10, 11
 Cook, Jake.....1913, 14
 Cook, John D.....1954
 Cooks, Mark.....1995
 Cooney, Anthony.....1986, 87, 88, 89*
 Cooney, Mike.....1958
 Cooper, David.....1965, 66, 67
 Cooper, D.J.....1996, 97, 98, 99
 Cope, Larry.....1943, 44
 Corbett, Lundy.....1936
 Cordell, Corkey.....1970, 71
 Cordell, Mark.....1986
 Corgan, Charles.....1923
 Cornelius, Jared.....2014, 15, 16, 17, 18
 Cornelius, Jessie.....1994, 95, 96
 Cornish, Bryan.....1991, 92, 93, 94
 Corrotto, Leo.....1933
 Cory, A.B.....1894
 Cory, Henry J.....1894
 Cotton, Delano.....1962
 Cotton, Kotto.....1991, 92, 93
 Counce, Dale.....1945, 46, 47
 Courtney, J.G.....1898
 Covington, Pete.....1956
 Cowan, D. Arthur.....2012, 13
 Cowger, James.....1925, 26, 27
 Cowins, Ben.....1975, 76, 77, 78*
 Cox, Curtis.....1959, 60
 Cox, David.....1968, 69
 Cox, Harold Earl.....1943, 48
 Cox, Harold Eugene.....1952
 Cox, James.....1947

Cox, Steve.....1971
 Cox, Steve.....1979, 80
 Crabaugh, Alfred J.....1921, 22, 23
 Crabaugh, Quentin.....1927, 28, 29
 Crafton, James.....1947, 48
 Craig, Reggie.....1972, 73, 74
 Craig, Tim.....2000
 Crawford, Danny.....1973, 74
 Crawford, Elbert.....1986, 87, 88, 89*
 Crawford, Kerry.....1985, 86, 87, 88
 Crawford, London.....2006, 07, 08, 09
 Crawford, Ty'Kieast.....2021
 Creekmore, Steve.....1908, 09, 10*
 Creighton, Milan.....1928, 29, 30*
 Crim, Rudell.....2009, 10
 Criswell, Oliver.....1933, 34
 Crocker, Patrick.....1989, 90
 Crockett, Bobby.....1963, 64, 65*
 Cross, Bob.....1950
 Cross, Gary.....2017, 18
 Crow, Olan.....1945
 Crowder, Tom.....2001, 02, 03
 Crowley, L.G.....1896
 Culpepper, Oren.....1954, 55, 56
 Culwell, J.D.....1904, 05, 06, 07
 Cunningham, Dick.....1964, 65, 66
 Cunningham, Myron.....2019, 20*, 21*
 Curl, Kamren.....2017, 18, 19
 Curry, Ken.....1970
 Curtis, DeAnthony.....2008, 09, 10, 11
 Curtis, Jordan.....2018, 19
 Cypert, Boyd.....1910, 11, 12

D
 D'Appollonio, Alan.....2011, 12, 13, 14
 Dacus, Weston.....2004, 05, 06, 07*
 Daily, Adam.....1999, 00
 Daily, Marvin.....1973, 74, 75
 Dale, Jack.....1928, 29, 30
 Dalton, Dallas.....1950
 Dalton, Nate.....2017, 18
 Dameron, Kim.....1979, 80, 81, 82
 Danenhauer, Marcus.....2015
 Daniel, Charles.....1963, 64*
 Danielowicz, Mark.....1984, 85
 Darr, Earl.....1929, 30, 31
 Daugherty, Ray.....1947
 Davenport, Joe Dean.....1996, 97, 98, 99
 Davenport, Scott.....2000, 01, 02, 03
 Daves, Joe Paul.....1966, 67
 David, Richard.....1990, 91, 92
 Davidson, Gene.....1915, 16, 17*, 18, 19
 Davie, Andrew.....2006, 07, 08
 Davis, Adrian.....2006, 07, 08, 09
 Davis, Alfred.....2009, 10, 11, 12*
 Davis, Curt.....1998, 99, 00, 01*
 Davis, Elijah.....1973, 74, 75, 76
 Davis, Isaac.....1990, 91, 92, 93
 Davis, Jeff.....1991
 Davis, Jeremy.....2004, 06, 07, 08
 Davis, Knile.....2009, 10, 12*
 Davis, Mike.....1971, 72
 Davis, Vincent.....1991
 Davis, Wendel.....2006, 07, 08, 09
 Davis, William Jake.....1946, 49
 Davis, Raymond L.....1907, 08, 09, 10
 Davis, Walter.....1943
 Deacon, Adam.....2014
 Deacon, Tyler.....2011, 12
 Dean, Brian.....1999
 Dean, Demetrius.....2012
 Dean, DJ.....2013, 14, 15, 16
 Deason, Jess.....1955
 DeBorde, Skipper.....1971
 Decker, Robert.....2016, 17
 Delco, Del.....1992, 93, 95
 Delmanego, Frank.....1941, 42

Deloney, Ernest D.....1905
 Derby, A.J.....2013, 14
 Derry, Lee.....1923, 24
 De Salvo, Henry.....1947
 Dew, Robert.....1969
 Dew, Tommy.....1967, 68, 69
 Dewey, Mark.....1978, 79
 Dhonau, Lloyd.....1925, 26
 Dick, Casey.....2005, 06, 07, 08*
 Dick, Nathan.....2008
 Dickerson, Kyle.....2002, 03, 04, 05*
 Dickerson Jr., Ron.....1989, 90, 91, 92
 Dickey, David.....1966, 67, 68
 Dickson, Earnest.....1907, 08
 Dickson, Enos H.....1906
 Dicus, Chuck.....1968, 69, 70
 Dingler, Lamar.....1943*, 44*
 Dixon, Arrion.....2001, 02, 03, 04*
 Dixon, Tommy.....1967, 68
 Dodson, Matt.....2016
 Dodson, Tony.....1999
 Dominguez, Ray.....2007, 08, 09, 10
 Donaldson, John.....1935, 37
 Donathan, Jay.....1955, 56, 57*
 Donathan, Jeff.....1926, 27
 Donoho, Tommy.....1944
 Dossey, Jerry.....1967, 68, 69
 Doughy, Dan.....2002, 03
 Douglas, Freddie.....1972, 73, 74, 75
 Douglas, Mark.....1979, 80, 81, 82
 Douglas, Steve.....1979, 80, 81
 Douglass, Bill.....1965
 Downey, Tim.....1973
 Drake, Randy.....1972, 73, 74
 Draper, Levi.....2020
 Drover, W.H.....1910, 11
 Drummonds, Lamar.....1957
 Dubs, Ford.....1913, 15
 Duckworth, Bobby.....1977, 78, 79, 80
 Dudley, David.....1983, 84, 85, 86
 Dudley, Paul.....1959, 61
 Duffy, Richard.....1984
 Dugan, Joe.....1949
 Duke, Alvin C.....1946, 47, 48, 49*
 Dumas, Sammy.....1951, 52
 Dunagin, Sean.....1929, 30, 31
 Duncan, William Robert.....1953
 Dunkelgod, Dennis.....1973
 Durmon, John.....2008, 09

E
 Eakin, Kay.....1937, 38, 39*
 Eason, Alcuin P.....1902, 03, 04
 Eason, Darrel.....1980, 84
 East, Jack.....1922
 Eckert, George.....1948, 49, 50*
 Eckwood, Jerry.....1975, 76, 78
 Edmonds, Bobby Joe.....1983, 84, 85
 Edmondson, Jim.....1930, 31, 32
 Edwards, Deon.....2018, 19, 20, 21
 Edwards, Fred.....1969, 70
 Edwards, George.....1957
 Edwards, Kendrick.....2014
 Edwards, Ross.....1917
 Edwards, T.A.....1895, 96
 Egan, Bob.....1950
 Eichler, John.....1967, 68, 69
 Eldson, Gus.....1932, 33, 34
 Ellington, T.E.....1905, 06, 07, 08, 09
 Elliott, Jim.....1977, 78, 79, 80
 Elliott, Marcus.....1982, 83, 84*
 Ellis, Brooks.....2013, 14, 15*, 16*
 Ellis, William Y.....1900, 01
 Ellison, Lance.....1991, 92, 93, 94
 Elton, Murry.....1951, 52
 Emert, Nathan.....2007
 Emrich, Matt.....2013, 14, 15, 16

Epp, Marlin.....1958, 59, 60
 Erwin, J.L. Buzz.....1968
 Erwin, Judson L.....1930, 31, 32
 Estes, Benny.....1965
 Estes, Dan.....1908, 10, 11*, 13
 Ettinger, Jack.....1971, 72, 73*
 Eubanks, Anthony.....1994, 95, 96, 97*
 Eugene Jr, Dwayne.....2014, 15, 16, 17
 Evans, Caleb.....2009
 Evans, Denzell.....2014, 15
 Evans, Hoover.....1960, 61, 62
 Evans, Kevin.....1976, 78, 79, 80
 Ewart, James B.....1917, 19, 20

F
 Fairchild, Freddie.....2005, 07
 Farr, Ryan.....2011
 Farrell, Robert.....1976, 77, 78, 79
 Faulkinberry, Charles.....1952
 Faurot, Ron.....1980, 81, 82, 83*
 Felton, Robert.....2004, 05, 06, 07
 Fenton, Aaron.....2008
 Ferguson, Jerry.....1956, 57
 Ferguson, Joe.....1970, 71, 72
 Ferguson, John.....1948, 49
 Ferguson, Pedro.....1957
 Fergusson, John Bubba.....1960
 Field, Bobby.....1968, 69, 70
 Fields, Johnny.....1959, 60
 Fields, Milton.....1980, 81, 82, 83
 Fillmore, Sedric.....1989
 Finch, James.....1962, 63, 64*
 Finney, Tom.....1930
 Fischel, Frank.....1949, 50, 51
 Fish, Reggie.....2005, 06, 07, 09
 Fishback, Herbert.....1894, 95*, 96*, 97*
 Fisher Jr, Kelvin.....2012
 Fleming, Bert R.....1907, 08, 09
 Fletcher, Marion.....1936, 37, 38
 Fletcher, Reed.....1913
 Floor, Ben.....1987, 88, 90
 Flores, Shon.....1989, 90
 Flowers, Jeromy.....1996, 97, 98, 99
 Flowers, Trey.....2011, 12, 13, 14*
 Floyd, Cornelius.....2014, 15
 Flynn, Austin.....2012
 Foliart, Josh.....2000, 01
 Fong, John.....1958
 Ford, Elton.....2008, 09, 10, 11
 Ford, Henry.....1943, 44, 45*, 46
 Ford, Henry.....1990, 91, 92, 93
 Ford, Jerry.....1954, 56, 57
 Foreman, Jim.....1953
 Foreman, Marshall.....1984, 85, 86
 Forrest, Micheal.....1975, 76, 77, 78
 Forrester, William Ron.....1952, 53
 Forsythe, Charles.....1945
 Forte, Elston.....2005, 06, 07, 08
 Forte, Ike.....1974, 75*
 Forte, Robert.....1940, 41, 42*
 Forte, Rod.....1984, 85
 Foster, Barry.....1987, 88, 89
 Foucha, Joe.....2018, 19, 20, 21*
 Fowler, Aubrey.....1946, 47
 Fowler, Tommy.....1961
 Franklin, Bill.....1946, 47
 Franklin, Jerry.....2008, 09, 10*, 11*
 Franklin, Kenny.....1986
 Franklin, Luther.....1982, 83, 84, 85
 Franks, Felipe.....2020*
 Frappia, L.A.....1915
 Frazier, E.H.....1912, 15
 Freeland, Stuart.....1971, 72
 Freeman, Grant.....2008, 09, 10, 11
 Freeman, Reggie.....1975, 76, 77
 Freeman, Stan.....1978, 79
 Freeman, William A.....1897, 98, 99, 00

French, Keith.....1971
 Frieberger, John.....1938, 39, 40
 Froholdt, Hjalte.....2015, 16, 17, 18*
 Fryer, Jimmy.....1970
 Fuchs, Rolland.....1973, 74, 75
 Fulbright, Bill.....1921, 22, 23, 24
 Fulbright, Jack.....1918
 Fulcher, Don.....1975, 76
 Fulcher, Ron.....1973, 74, 75
 Fuller, Bill.....1953, 54, 55
 Fuller, Dick.....1970
 Fulton, Earl.....1933
 Furo, Sammy.....1949, 50
 Futrall, Byron.....1923, 24

G
 Gaines, Rohan.....2012, 13, 14, 15
 Gallon, Jimarr.....2001, 02
 Galloway, Bob.....1976
 Galloway, Neal.....1981, 82
 Garber, Russ.....1969, 70, 71
 Garcia, Desmond.....1999, 00
 Gardiner, Karch.....2019, 20
 Gardner, Carnall.....1927, 28, 29
 Gardner, Ellis.....1934
 Gardner, Gerald.....1958, 59
 Garner, Lynn.....1967, 68, 69
 Garner, Nate.....2004, 05, 06, 07
 Garner, Randy.....1997, 98, 99, 00
 Garlington, Tom.....1951, 52
 Garrett, Dean.....1959, 60, 61
 Garrett, Grant.....1995, 96, 97, 98*
 Garrett, Wayne.....1955
 Garrison, Greg.....1981, 82, 83, 84
 Gatlin, Noah.....2020
 Gatson, Carlos.....1988
 Gatson, Greg.....2010, 11
 Gatson, Greg.....1982, 83, 84, 85
 Gaston, James.....1959, 60
 Gels, Clarence.....1927, 28, 29*
 Geiser, Elvin O.....1932, 33, 34
 Geitner, John.....1999, 00
 Gentry, Williams.....1926
 Geoghagen, Danny.....1968
 Gerald, Dorian.....2018, 19, 20, 21
 Gervasi, Ray.....2012, 13
 Gibbs, Melvin.....1964, 65, 66
 Gibson, Johnny.....2016, 17, 18
 Gifford, Todd.....1988, 89, 90
 Gilbert, Tyler.....2011
 Gilbow, Billy.....1956, 57, 58
 Gilbow, Matt.....2004
 Gilliam, Bobby.....1953, 54, 55
 Gilmore, George.....1935, 36, 37
 Ginn, Charles.....1980, 81, 82
 Ginn, Tom.....1976, 78, 79
 Glover, Steve.....1972
 Goff, Jeff.....1978, 79, 80, 81
 Gold, Paul.....1917, 18*
 Golden, Colby.....2003, 04, 05, 06
 Goodman, John Ed.....1983
 Gordan, David.....2009
 Gordon, Minor.....1916
 Gordon, Nathan.....1936, 37
 Gorton, Drew.....2015
 Gotto, Bill.....1971, 73
 Grabiell, Kent.....1921
 Gragg, Chris.....2008, 10, 11, 12
 Gragg, Will.....2017
 Gramlich, Billy.....1960
 Grant, Michael.....2004, 05, 06, 07
 Graves, Cecil Buster.....1951, 52, 53
 Gray, Bill.....1962, 63, 64*
 Gray, Cord.....2006, 08
 Gray, Kenneth.....1949
 Gray, Oscar.....1992, 93, 95



ALL-TIME LETTERWINNERS

Grayson, Wade.....2007, 08, 09, 10
Green, AJ.....2021
Green, Broderick.....2009, 10, 11
Green, Jared.....2011, 12
Green, Jerry.....1958, 59
Green, Orlando.....1998, 99, 00
Green, Robert.....1941, 42
Greenlaw, Dre.....2015, 16, 17, 18*
Greenwell, Lynn.....1958
Gregory, Chip.....2007
Gregory, Eric.....2019, 20, 21
Griffin, Mike.....1970, 71, 72
Griffin, Robert.....1949, 50, 51
Grizzle, Jim.....1961, 62, 63*
Grooms, Richard.....1988
Grovey, Quinn.....1987, 88, 89, 90*
Guest, Gordon.....1963
Guidry, Briston.....2017, 18
Guillot, David.....1984
Gullett, Ryan.....2003
Gunderson, Blake.....2011
Gunn, David.....1986
Gunn, Johnson.....1952
Gunnell, G.W.....1896
Gunter, Grayson.....2016, 18, 19
Guynes, W.M.....1910, 11

H

Hackett, Khalia.....2014, 15, 16
Haden, Jack.....1933, 34, 35
Hagan, Chester Earl.....1933
Hager, James.....1946
Hale, Harver.....1915, 16
Hale, Ryan.....1995, 96, 97, 98*
Hales, Mike.....1962
Hall, Carlos.....1998, 99, 00, 01*
Hall, DeAnthony.....1995, 96
Hall, George.....1978, 79, 80, 81
Hall, Jake.....2016, 17
Hall, Reggie.....1985, 86, 87, 88
Hallum, Charles.....1951, 52, 53
Halstead, Glenn.....1944, 49
Ham, H.H.....1897, 99
Hamberg, Harold.....1940
Hamberg, Walter.....1938, 39
Hamilton, Cobi.....2009, 10, 11, 12
Hamilton, Ed.....1946, 48
Hamilton, Hartford.....1965, 66, 67*
Hamilton, Norman.....1922, 23, 24
Hamilton, Ray.....1935, 36, 37
Hamilton, Sparky.....1999, 00, 01, 02*
Hamlin, Ken.....2000, 01, 02
Hammers, Ronnie.....1968, 69, 70
Hammonds, T.J.....2016, 17, 19, 20, 21
Hampton, Dan.....1975, 76, 77, 78
Hampton, Harvey.....1973, 74, 75, 76
Hampton, Robby.....1999, 00
Hampton, William.....1975, 76, 77, 78
Hanes, Bob.....1965
Hanner, Dave.....1949, 50, 51*
Hannah, Jackson.....2017
Hansard, Harry.....1920, 21, 22
Hardin, T.H.....1915, 16, 17, 18
Hardwick, Richard.....1954
Harmon, Neil.....1927
Harnish, Roger.....1969, 70
Harper, David.....1912
Harper, Harb.....1912
Harper, LaSalle.....1987, 88
Harper, Jeremiah.....1997, 98, 99, 00
Harrell, Chase.....2018, 19
Harrell, Gary.....1967
Harrell, Derrick.....1995
Harrell, Jeremy.....2003, 04, 05, 06
Harrington, Leroy.....1921, 22
Harris, Albert.....1986, 87, 89, 90
Harris, Alex.....1995, 96, 97

Harris, Bret.....2008, 09, 11
Harris, Corey G.....2000, 01
Harris, DeJon.....2016, 17, 18*, 19*
Harris, Elliott.....2001, 02, 03, 04
Harris, Harold.....1998, 99, 01
Harris, Jamel.....1996, 97, 98, 99
Harris, Josh.....2015, 16
Harris, Leotis.....1974, 75, 76, 77*
Harris, Matt.....2008, 09
Harris, Mike.....1981, 82, 83
Harris, Muskie.....1973, 74, 76, 77
Harris, Steven.....2000, 01, 03, 04*
Harris, Tommy.....1972, 73, 74, 75
Harris, Wayne.....1958, 59, 60*
Harrison, Charles D.....1898, 99, 00
Harrison, Galloway C.....1911
Harrison, Marcus.....2004, 05, 06, 07*
Harrison, Ralph.....1925, 26
Harrison, William Ringold.....1919
Harriss, Al.....1934
Harshaw, JuJu.....1987, 88, 89
Hartsfield, Eddie.....1973
Harvell, Don.....1967
Harvell, Gary.....1967
Hatcher, Keon.....2012, 13, 14, 16
Hatfield, Dick.....1962, 63, 64*
Hatfield, Ken.....1962, 63, 64*
Haun, Bobby.....1982, 83
Hawkins, Eric.....2013, 14, 15
Hawkins, Wayman.....1974, 75
Hay, Bruce.....1976, 77, 78
Hayden, Chase.....2017, 18, 19
Hayden, Kenneth.....1940, 41
Hayden, W.W.....1894
Hayes, Bob.....1957
Hayes, Orin.....1928, 29, 30
Hayes, Phillip.....1994, 95, 96
Hayes, Rockie.....1982
Hayfron, Kweku.....2001
Haynes, Bratton.....1940, 41
Haynes, David.....1980
Haynie, Bracy.....1921, 22
Hays, Dylan.....2017
Hebert, Dexter.....1993, 95
Hedgepeth, Steve.....1971, 72, 73*
Hedlund, Cole.....2015, 16, 17
Heim, Steve.....1975, 76, 77
Henderson, Charles.....1914
Henderson, Dematt.....1899, 00
Henderson, Ed.....1948
Henderson, Gerald.....1956
Henderson, Marcus.....2020, 21
Henderson, Mark.....1997
Henderson, Paul.....1958, 59, 60
Hendren, Mike.....1967, 69
Henry, Cliff.....1979, 80, 81
Henry, Hayden.....2017, 18, 19, 20, 21
Henry, Hudson.....2019, 20, 21
Henry, Hunter.....2013, 14, 15
Henry, Joseph.....2009
Henry, Mark.....1988, 89, 90, 91*
Henry, Michael.....1995, 96, 97
Henry, Nathan.....2001
Henry, Tyrone.....1994, 95
Henson, David.....1987
Henson, John.....2012, 14
Henson, Harold Elgin.....1945, 47, 48
Heringer, Al.....1995, 97, 98
Herman, Chuck.....1977, 78, 79
Hermann, Troy.....1957
Herndon, Javontee.....2010, 11, 12, 13
Hewitt, Matt.....2006, 07
Hickey, Howard.....1938, 39, 40*
Hickey, P.J.....2004
Hicks, Anthony.....1993, 94, 95, 96
Hicks, Ben.....2019
Hicks, Jared.....2002, 03, 04, 05

Higgins, Mike.....1994
Highsmith, Alonzo.....2011, 12*
Hilburn, Sam.....1962
Hile, Kevin.....1994
Hill, J.W.....1903
Hill, Madre.....1994, 95, 98*
Hill, Tom.....1984, 85
Hill, Wade.....1991
Hillis, Peyton.....2004, 05, 06, 07
Hines, Glen Ray.....1963, 64, 65*
Hines, Glen Ray.....1989, 90
Hines, Will.....2012, 13
Hinson, Dock Newton.....1918
Hinton, L.E. Percy.....1910, 11, 12*
Hirschfield, Hal.....1973
Hix, Billy.....1948, 49
Hixson, Guy.....1907, 08, 09
Hobbs, Gary.....1998
Hobbs, Wilburn D.....1898, 99
Hocker, Zach.....2010, 11, 12, 13
Hockersmith, Glen.....1967, 68
Hockersmith, Steve.....1969
Hodge, DeMarcus.....2012, 13, 14, 15
Hodge, Jim.....1970, 71, 72*
Hoehn, Steve.....1965, 66, 67
Hoffman, John.....1945, 46
Hogan, Brad.....1993
Hogan, Floyd.....1973, 74
Hogue, David.....1969, 70, 71*
Hogue, Larry.....1950, 51, 52
Holderby, R.H.....1920
Holland, Kenneth.....1946, 47
Hollander, Jim.....1958, 59
Hollingsworth, Mark.....1971, 72
Hollister, Cody.....2014, 15, 16
Holloway, Derek.....1980, 81, 82
Holloway, Judson.....2002
Holly, Zeylon.....1940
Holmes, Brandon.....2000, 01, 02, 03
Holmes, Nate.....2012
Holmes, O. Wendell.....1928, 30, 31
Holmes, Price.....2012, 13
Holmes, Tony.....1986, 87
Holt, Jack.....1935, 36, 37
Holthoff, Corky.....1968
Hooper, Tommy.....1968
Hopkins, Terry.....1969, 70
Hopper, Tom.....1969, 70
Hopson, E.E.....1906
Horne, Greg.....1983, 84, 85, 86
Horner, John.....1984
Hornsby, Malik.....2021
Hosper, Frank.....1895, 96, 97
Horton, Don.....1955, 57, 58
Horton, Harold.....1960, 61*
Horton, Julian.....2010, 11, 12, 13
Horton, Tim.....1986, 87, 88, 89*
Houfek, Keith.....1979, 80*
House, Raymond.....2000, 01, 02*
Houston, Chris.....2004, 05, 06
Houston, Rex.....1930
Howard, DeArrius.....2002, 03, 04, 05
Howard, Dexter.....1991, 92, 93
Howard, Gerald.....1998, 00, 01, 02
Howard, Gary.....1961, 62, 63
Howard, Jim.....1977, 78, 79*
Howard, Shedrick.....1989
Howell, Jim Lee.....1933, 34, 35
Hubbell, Webb.....1967, 68
Huckeba, Jeb.....2001, 02, 03, 04*
Hudson, Bryan.....1994
Hudson, Steve.....1988, 89, 90
Huffman, Bo.....1957
Hughes, Howard.....1947, 48
Hughes, Max.....1980
Humphrey, Maudrecus.....2010, 11
Hunt, Jackie.....1962, 63

Hunter, Billy.....1936
Hunter, Chris.....1986, 87, 88, 89
Huntley, Bruce W.....1911, 12
Huntley, P.C.....1908, 09, 10, 11
Hurd, David.....2012, 13
Hust, A.S.....1898
Hutton, Counts.....1904, 05
Hyatt, Daulton.....2018
Hyatt, Robert F.....1906

I

Ihrle, Mike.....1982, 84
Ireland, Darwin.....1990, 91, 92*, 93
Irwin, Clark.....2007
Irwin, Clark.....1971, 72
Irwin, Jim.....1971, 72
Irwin, Judson.....1932*
Irwin, Terry.....1974
Irwin-Hill, Sam.....2013, 14

J

Jackson, Aaron.....1986, 88, 89, 90
Jackson, Alfred.....1991, 92, 93
Jackson, Bijhon.....2014, 15, 16, 17
Jackson, Carl.....1943
Jackson, Colton.....2016, 17, 18, 19
Jackson, Ed.....1979, 80, 81, 82
Jackson, Enoch.....2019, 20
Jackson, E.D.....1989, 90, 91, 92*
Jackson, Eddie.....2000, 01, 02, 03
Jackson, Elmer.....1946, 47
Jackson, Farod.....2004, 05, 06, 07
Jackson, John.....2002, 03, 04
Jackson, Keith.....2003, 04, 05, 06*
Jackson, Kendrick.....2015, 16, 17, 18
Jackson Jr., Ketron.....2021
Jackson, Koilan.....2018, 19
Jackson, Larry.....1976, 77, 78*
Jackson, Marvin.....2001, 03
Jackson, Nick.....1995
Jackson, O.C.....1976, 77, 78
Jackson, Tarvaris.....2002
Jackson, T.Q.....2019
Jacobs, Jerry.....2020
Jacobs, Mike.....1968
Jamerson, Charlie.....1919, 20, 21
James, Bruce.....1968, 69, 70
James, Dennis.....1971, 72
James, Frank D.....1894, 96, 99
James, Michael.....1989, 90, 91
Japp, Gus.....1924, 25, 26
Jarvis, Hunter.....2011
Jasper, Glen.....2006
Jean-Baptiste, Alexy.....2018
Jefferies, Elrod B.....1934, 35
Jeffers, Solomon L.....1897
Jefferson, Cameron.....2014
Jefferson, K.J.....2019, 20, 21*
Jefferson, Mike.....1997
Jeffery, Tony.....1991, 92
Jenkins, John.....1971
Jenkins, J.R.....1984
Jenkins, Mike.....1999
Jernigan, Hugh.....1978, 79, 80
Jett, William.....1904, 05*
John, Jim.....1961, 62, 63
Johnson, Blake.....2017, 18
Johnson, Carl.....1991, 92, 94, 95
Johnson, Charles.....1943, 44
Johnson, Cordale.....1992, 94
Johnson, Curtis.....1988
Johnson, David.....1974
Johnson, Dennis.....2008, 09, 11, 12
Johnson, Derrick.....1998, 99
Johnson, Dominique.....2020, 21
Johnson, Hayden.....2016, 17, 18, 19
Johnson, James.....2002

Johnson, Jayden.....2021
Johnson, Jimmy.....1962, 63, 64*
Johnson, Joe.....1985, 86, 87, 88
Johnson, John.....2003, 04, 05, 06
Johnson, Khari.....2020, 21
Johnson, Lee.....1964, 65, 66
Johnson, Lewis.....1931, 32, 33*
Johnson, Marius.....1992, 93, 94, 95
Johnson, Rashaad.....2007
Johnson, Ray Lee.....1990, 91
Johnson, Robert.....2004, 05, 06, 07*
Johnson, Robert.....1935
Johnson, Shedrick.....2005, 06, 07, 08
Johnson, Taiwan.....2014, 15, 16
Johnson, Virgil.....1941, 42
Johnson, Willie.....1991, 92, 93, 94*
Jones, Alvin.....1965, 66, 67
Jones, Austin.....2012, 13
Jones, Ben.....1942, 43*
Jones, Byran.....2010, 11, 12, 13
Jones, Carroll.....1944
Jones, Chadd.....1997
Jones, Charles.....1982
Jones, Chris.....2014, 15, 16
Jones, David P.....1941, 42
Jones, DeQuinta.....2009, 10, 11, 12
Jones, Felix.....2005, 06, 07
Jones, Guy.....1964, 65
Jones, Harry.....1964, 65, 66
Jones, Herschel.....1952
Jones, Jamie.....1971
Jones, Jerry.....1962, 63, 64*
Jones, Jeryl.....1983, 84, 85
Jones, J.J.....1996, 97, 98, 00
Jones, John Stephen.....2018, 19, 21
Jones, Jordan.....2017, 18
Jones, Luke.....2020, 21
Jones, Matt.....2001, 02, 03, 04*
Jones, Meredith.....1941, 42
Jones, Nathan.....1981, 82, 83, 84
Jones, Patrick.....2007, 08, 09, 10
Jones, Ricky.....1982
Jones, Ronnie.....1969, 70, 71*
Jones, Steve.....1971
Jones, Steve.....1984, 85, 86, 87
Jones, Todd.....1987, 88
Jones, Tom.....1979, 80, 81, 82
Jones, Tommy.....1991
Jordan, Clark.....1932, 33, 34
Jordan, George.....1932, 33
Jordan, George.....1958
Jordan, Ivan.....1972, 73, 74, 75
Jordan, Jim.....1968
Jordan, Mike.....1964, 65, 66
Jurecka, Mike.....1975
Jurney, Bill.....1950, 51

K

Kaiser, Earl.....1952
Karr, Elwin.....1931
Kauffman, Charlie.....2016
Keaton, Byron.....1935, 36
Keith, Lee.....1991
Kelleybrew, Kaelon.....2012
Kelley, Cole.....2017, 18
Kelly, M. LeRoy.....1929, 30, 31
Kelly, Owen.....1989, 90, 91, 92*
Kelly, Randy.....2004, 05, 06
Kelly, Xavier.....2020
Kelly-Thomas, Darrell.....2012
Kelson, Mike.....1969, 70, 71*
Kempf, Kevin.....1992
Kennedy, Bill.....1970, 71
Kennedy, Brandon.....2002, 03, 04, 05*
Kennedy, Kenoy.....1996, 97, 98, 99*
Kennedy, Kerry.....1990, 91, 92



ALL-TIME LETTERWINNERS

Kenney, James S.1913, 14
 Kent, Delancey1996, 97, 98, 99
 Kerby, Kent1927, 28
 Kern, Blake2018, 19, 20, 21
 Kersey, Rick1968, 69, 70
 Kessinger, Jim1984, 86, 87
 Kestner, Troy1991, 92
 Ketcher, William1966, 67
 Keyes, Morgan1997
 Keyser, Dick1953
 Kidd, Carl1993, 94
 Kidd, Keith1981, 82, 83
 Kilbourn, Rex1921, 22
 Kilgore, Larry1970, 71
 King, Bobby1982, 83
 King, Cyrus1924
 King, Lee1972, 73, 74
 King, Les1977
 King, Steve1972
 Kingsby, Jim1982
 Kinnebrew, Chris1992, 93, 94
 Kinyo, John1989
 Kirby, Chris1990, 91
 Kirek, Paul1979
 Kirkland, Denver2013, 14, 15
 Kirkland, Mike1972, 73, 74, 75
 Knapp, Trent1992, 93, 94
 Knox, Trey2019, 20, 21
 Kobel, Raleigh1894
 Kobza, Marty1982
 Koch, Greg1973, 74, 75, 76
 Koehler, Reeve2015
 Kolb, Jim1954
 Kolenda, Greg1976, 77, 78, 79
 Korte, Steve1981, 82
 Kraus, Jack2015, 16, 17
 Kyle, Winton1929, 30
 Kyser, Billy1957, 58, 59

L
 Lackey, Greg1968
 Lacy, Bo2001, 02, 03*
 LaFargue, Richard1973, 74, 75
 LaForge, Ralph1932, 33, 34
 LaFrance, Giovanni2018
 Lahay, Bruce1978, 79, 81
 Lairmore, Chad1938
 Lairmore, F.G.1933, 34
 Lake, Howard1933, 34
 Lake, Jarrett2010, 11, 12, 13
 Lalman, Ed1936, 37
 Lamb, Jerry1962, 63, 64*
 Lamborn, Eugene1927, 28
 Lambright, Frank1944, 47, 48
 Lancaster, Sacha1998, 99, 00, 01
 Lancelot, John1957
 Lane, Calvin1944, 45
 Langston, James1960, 61, 62
 Lashley, David1951, 52, 53
 Lasker, Greg1982, 83, 84, 85*
 Latham, Brady2019, 20, 21
 Latourette, Todd1995, 96, 97, 98
 Lawhorn, Jay1940, 41, 42
 Leandre, Walner2007, 08
 Ledbetter, Homer1929, 30, 31
 Ledbetter, Jeremiah2015, 16
 Lee, Mark1981, 82, 83, 84*
 Lemond, Martin1976
 Lenz, Bill1985
 Leon, Anthony2009, 10
 Letsinger, Leslie1958, 59, 60
 Leverett, Charles D.1906
 Leverett, G.V.1914
 Levine, M.H.1916
 Lewis, Brandon2013, 14, 15, 16
 Lewis, Garrett2003

Lewis, Mark1974, 75, 77
 Lewis, Robert1969
 Liddell, Josh2014, 15, 16, 17
 Limmer, Beaux2019, 20, 21
 Limpert, Connor2016, 17, 18, 19
 Lindsey, Jack2018, 19, 20
 Lindsey, Jim1963, 64, 65*
 Lindsey, Lyndy1988, 89, 90, 91
 Lindsey, Marvin1943
 Lindsey, Wright1894*
 Linebarier, Bob1951, 52
 Linebarier, Chester1949
 Lineberger, Jerry1960, 61, 62
 Lineberger, Phil1966
 Linton, Morgan2012, 13
 Lisko, Frankie1983, 84
 Little, Cam2021
 Little, Emmett1900, 01
 Little, Steve1974, 75, 76, 77*
 Lively, Bill1971
 Lively, Charles1942, 46, 47
 Lloyd, Odis1985, 86, 87, 88*
 Lockhart, Tony1998
 Locke, Birt1977, 78, 79
 Loewen, Mitchell2012, 13, 14, 15
 Logan, Cedric2005
 Loggains, Dowell2001, 02, 03, 04
 Logsdon, Robert1950
 Logue, Donald1949, 50
 London, Jack1963
 Long, Francis1952
 Long, Gordon1944, 46, 47, 48
 Long, Jim1972
 Long, Scott1989, 90, 91, 92
 Looney, Stacy1947, 49
 Loudermilk, Hubert1996, 97, 98, 99
 Loudemilk, J.W.1952
 Love, DeMarcus2007, 08, 09* 10*
 Love, Jamar2005, 06, 07, 08*
 Love, Jermaine2007, 08, 09, 10
 Lowe, Defonta2012
 Lowe, Glen1970, 71, 72
 Loy, Sam2019, 20, 21
 Lubker, Herman1942, 46
 Lucas, Anthony1995, 97, 98, 99*
 Lucas, Ryder2015, 16, 17, 18
 Lucky, Art1975
 Lueders, Jamie1984, 85
 Luigs, Jonathan2005, 06, 07, 08*
 Lunday, Kenneth1935, 36
 Lunney, Barry1992, 93, 94, 95*
 Lunney, John1946, 47, 48, 49
 Luplow, Billy1958, 59*
 Luplow, Rollie1955, 56, 57
 Lusby, Vaughn1974, 76, 77, 78
 Luther, Mark2001
 Lyons, Bill1954, 55
 Lyons, Floyd1937, 38, 39

M
 Mabry, Jim1986, 87, 88, 89
 Mabry, Tom1969, 70, 71
 Madden, George2018
 Madison, Isaac2007, 08, 10, 11
 Mahan, Benji1998
 Mallet, James1991
 Mallett, Ryan2009* 10*
 Malone, Michael2002
 Malone, Oscar1992, 93, 94, 96
 Manor, Brison1973, 74
 Marlow, Ronnie1989
 Maroney, Mickey1965, 66
 Marshall, Fred1962, 63, 64
 Marshall, Herbert1951, 52
 Marshall, Jonathan2017, 18, 19, 20*
 Marshall, Korliss2013
 Marshall, Matt2009, 10, 11, 12

Marshall, Steven1988
 Marshall, Wayne1942
 Martin, Brandon2017
 Martin, Drew1936, 37
 Martin, E. G.1897, 98*
 Martin, Finis1932
 Martin, Herbert Ray1959
 Martin, Kenneth1912
 Martin, Lee1912
 Martin, Neal1938
 Martin, Neil1954, 55, 56*
 Martin, Patrick1975, 76, 77
 Martin, Robert1934, 35, 36
 Martin, Wayne1985, 86, 87, 88
 Mason, Darryl1978, 79, 80, 81*
 Mason, Myles2018, 19, 20
 Mason, Ty1988, 89, 90, 91
 Massa, Kenn1986
 Massey, Mike1976, 77, 78, 79
 Massey, Shane1986
 Matheny, Ronald1979, 80, 81
 Matthews, Walter1954, 55
 Matthews, Wilson1942
 Mauldin, Travis1965, 66
 Maxwell, Bruce1966, 68, 69*
 May, Bill1958
 May, Pat1967, 68
 May, Russell1910, 11, 12, 13*
 Mayes, Jim1962, 63
 Mays, Dudley1937, 38, 39
 Mazza, Carl1952
 Mazzanti, Francis1955
 Mazzanti, Geno1948, 49
 Mazzanti, Jerry1960, 61, 62
 Mazzanti, Paul1958
 McAfee, Hal1973, 74, 75*
 McAndrews, Joe A.1898, 00
 McBride, Jared2000
 McCall, J.K.1899
 McClard, Bill1969, 70, 71
 McClellion, Jarques2018, 19
 McClure, D'Vone2016, 18, 19
 McClure, John2014
 McCollough, William1922
 McConkey, Homer1921
 McCoy, James1987, 88, 89
 McDaniel, Arthur J.1894, 95, 96
 McDonald, Gary1957
 McDonald, Estes1939, 40
 McDougle, Carlus1997, 98
 McElvogue, Don1966, 67
 McEntire, Rusty2003
 McFadden, Darren2005, 06, 07
 McFadden, Gerald1954, 55
 McFain, Adam2014, 16
 McFarland, Terry1970
 McGaha, Melvin1944, 46, 47*
 McGaughey, Chris1990
 McGee, David1983, 84, 85
 McGill, J. Tate1916, 19, 20*
 McGill, Leighton1925, 26
 McGowan, James1983
 McHan, Lamar1951, 52, 53
 McIntosh, Ellis1943
 McKay, Mekale2012
 McKinney, Chuck1974
 McKinney, Davyon2012, 13, 14, 15
 McKinney, George1959, 60, 61*
 McKnelly, Tom1962, 63, 64*
 McLain, C.J.1995, 96, 98
 McLeod, George E.1957
 McMurray, Gerald1981
 McNair, Bill1942
 McNatt, Drew1968, 69
 McNulty, Gordon2017
 McPherson, Connor2017
 McQuay, Ken1987, 88, 89

Meacham, Allen1988, 89
 Meadors, J.J.1992, 93, 94, 95
 Meadors, Johnnie1974, 75, 76
 Measel, John1933, 34
 Melton, Josh1999, 00, 01, 02
 Merrick, Jalen2016, 17
 Meyer, Percy B.1899
 Meyers, J.C.1902, 03
 Michael, Billy1956, 57, 58*
 Michael, Edward1945
 Milam, Charles1943, 48, 49, 50
 Miles, Wayne1972
 Miles-Nash, Colton2009, 10, 11, 12
 Milford, C.C.1904, 05, 06, 07*, 08, 09
 Miller, Caleb2000, 01, 02, 03*
 Miller, Carl1982, 83, 84, 85
 Miller, Chris1995
 Miller, Lucas2006, 07, 08, 09
 Miller, Marcus2019, 20, 21
 Miller, Mark1973, 74, 75
 Miller, Nick1983, 84, 85*
 Miller, Reid2015, 16, 17
 Miller, Richard1927, 28, 29
 Miller, Richey1985, 86, 87, 88
 Miller, Scott1990
 Mills, E.F.1913
 Minde, Josh2008
 Minor, James1946, 47*
 Minor, Keante2011, 12
 Miro, Greg1985
 Mistler, Mark1981, 82, 83*
 Mitcham, Marty1977, 78, 79
 Mitchell, Tevin2011, 12, 13, 14
 Mitchell, Brandon2010, 11, 12
 Mitchell, Braylon2011, 12, 13, 14
 Mitchell, Bruce1973, 74, 76
 Mitchell, Damon2015, 16
 Mitchell, Ernest2005, 06, 07, 08
 Mitchell, James1995, 96
 Mitchell, Jerry2010, 11, 12, 13
 Mitchell, Monroe1983
 Mitchell, Verl1992, 93, 94, 95
 Mobra, Frank1949
 Moffitt, Mike2007
 Mohammed, Alfred1978, 79, 81, 82
 Mohr, Mike1984
 Monday, James1984
 Money, Shannon1998, 99, 00, 01
 Monk, Marcus2004, 05, 06, 07*
 Monroe, James1956, 58, 59*
 Montgomery, Bill1968, 69, 70
 Montgomery, Lloyd1936, 37
 Moody, Billy Joe1960, 61, 62
 Mook, Ed1994
 Moon, Phillip1978, 79, 80
 Moore, Billy1960, 61, 62*
 Moore, Charlie1960, 61
 Moore, Clarke2002, 03, 04, 05
 Moore, Derek2004
 Moore, George J.1905
 Moore, H. Dade1894
 Moore, Henry1953, 54, 55*
 Moore, James L.1895
 Moore, Jerry1961
 Moore, Jerry1968, 69, 70
 Moore, Jess1903, 04*
 Moore, Joe Faye1927, 28, 29
 Moore, Tommy1961, 62, 63
 Mooty, Jerry1965
 Mooty, Jim1957, 58, 59
 Moran, Jack1965, 66
 Moranz, George1952
 Morgan, Claud1923
 Morgan, Drew2013, 14, 15, 16
 Morgan, Grant2017, 18, 19, 20*, 21*
 Morgan, Tyler2004, 05
 Morreale, Rossi1997, 98, 99

Morris, Jack1970
 Morris, James1985, 87, 88
 Morris, Teddy1978, 79, 80, 81*
 Morris, Tyson2018, 19, 20, 21
 Morrison, Matt1972, 73, 74
 Morrison, Pat1968, 69, 70
 Morrow, David G.1975, 76
 Morrow, Ric1975, 76
 Mortensen, Alex2005, 08
 Morton, Dickey1971, 72, 73*
 Morton, Lock1923
 Moseley, Frank1937, 38
 Moseley, John1972
 Mosley, Bo2000, 01, 02, 03
 Mosley, Eddie1995, 96
 Mosier, Cody1988, 91
 Moss, Austin2009
 Moss, Jacob2003
 Moss, Ontraia1996, 97, 98, 99
 Muldrew, Correy2000, 01
 Mullins, Jim1967, 68, 69
 Mullins, T.C.1904, 05
 Mulrenin, Cass1917
 Munson, Derrick2017, 18
 Munson, Mike1985
 Murphy, Tom1931, 32, 33
 Murphy, Wes2002, 03, 05, 06
 Murrey, Joe H.1913
 Murrey, J.T.1914
 Mustain, Mitch2006

N
 Nagy, Tony1992, 94
 Nalley, Chuck1999, 00, 01, 02*
 Nalley, Louis1966, 67, 68
 Nance, Jonathan2017
 Nations, Leslie1931, 32
 Neal, Aubrey1938, 40, 41
 Nealon, Richard1950
 Neely, Walter1931
 Nelson, Jerico2008, 09, 10, 11*
 Nelson, Saint1996
 Nelson, Walter1971, 72
 Nelson, Willis J.1907, 08*, 09
 Nero, Norman1995, 96, 97, 98
 Nesbit, Robert1950
 Nesbit, Gerald1955, 56, 57*
 Newby, Jack1933, 34
 Nicholas, Rhody1943
 Nichols, Cory1995, 96, 97
 Nichols, Bobby1969, 70, 71*
 Nichols, Isaiah2019, 20, 21
 Nichols, Q.B.1912
 Nix, Austin2019, 20, 21
 Nix, Edsel1951, 52, 53
 Nix, John1957
 Nix, Robert1964, 65*
 Norman, Nathan1996, 97, 98, 99
 Norman, W.S.1894
 Northern, Buddy1905
 Norton, Delbert A.1905
 Norton, Jerrell2006, 07, 09
 Norwood, Gordon1967, 68
 Norwood, Ray1910
 Nunnerly, Mike1992, 93, 94, 95
 Nutt, Danny1984
 Nutt, Houston1976, 77

O
 O'Brien, Kelvin1973, 74
 O'Donohoe, Brennan2000, 01, 02, 03
 O'Grady, Cheyenne2017, 18, 19
 O'Neal, Wesley2001, 02
 Oden, Anthony2009
 Ogelsby, Josh2021
 Okoli, Ramon1993
 Olajubutu, Sam2003, 04, 05, 06*



ALL-TIME LETTERWINNERS

Oliver, Chris.....1990, 91, 92, 93
Ollison, Grady.....2012, 13
Ollison, Tony.....1987, 88, 89, 90
Olney, Lee S.....1903, 04, 05
Ordenez, Ish.....1978, 79, 80
Orrick, C.E.....1907, 08, 09
Osborne, Pervis.....2000, 02
Ousley, Carlos.....2002, 03
Overby, Rogers.....1955, 56
Owen, B.A.....1936, 37
Owenby, Tatum.....2000, 01
Owens, Kerry.....1985, 86, 87, 88*
Owens, Lewis F.....1896, 97, 98
Owens, W.B.....1938
Oxner, Seth.....2008, 09, 10

P
Painter, Zac.....1995, 96, 97, 98
Paidino, Paul.....1941, 42
Palmer, Courtney.....1990
Palmer, L.L.....1905, 06
Papageorge, George.....1948, 49
Parchman, O.D.....1913, 14
Parker, Andrew.....2019, 20, 21
Parker, Curtis.....1924, 25
Parker, Dudley.....1975
Parker, Guy.....1968, 69, 70
Parker, J.H.....1895
Parker, Mike.....1962, 63*
Parker, Sam.....1938, 39
Parker, Shelton.....2000, 01, 02
Parker, Stephen.....2004, 05, 06
Parks, Eric.....1998
Parks, Limbo.....1985, 86
Parks, Ray.....1976
Parmar, Mike.....1973, 75
Parodi, Nathan.....2019, 20, 21
Parrish, Norm.....1977
Parson, Gary.....1968, 69
Patton, Jeremy.....2017, 18
Payne, Kyle.....2005
Peacock, Jason.....2011, 12
Peacock, Max.....1967, 68
Pearce, Howard.....1940
Pearce, LeRoy.....1954
Pearson, Bobby.....1955
Pearson, Radale.....2000
Peebles, Titus.....2003, 04
Peevy, Dean.....1990, 92, 93, 94
Pennington, Don.....1948
Pense, Leon.....1943, 44
Pensell, Larkus.....1958
Perdue, Gordon.....1917
Perdue, Monroe.....1919
Perry, Caleb.....2000, 02, 03
Perry, Gene.....2003, 04
Perry, James.....1993
Perry, Pat.....1952
Perry, Stuart.....1955, 56, 57
Perryman, S.S.....1898
Peters, Jason.....2001, 02, 03
Peters, Jim.....2000, 01
Peters, Otha.....2012, 13
Peters, Raymond.....1947, 48
Peterson, Skye.....2004
Petray, Allen.....1973, 74, 75
Petrus, Mitch.....2005, 06, 07, 09
Petty, Jermaine.....1999, 00, 01
Pettway, La'Michael.....2016, 17, 18
Phillip, H.E.....1906, 07, 09, 10, 11
Phillips, Chief.....1912
Phillips, Danny.....1977, 78, 79, 80
Phillips, Harold Jiggs.....1950
Phillips, Loyd.....1964, 65, 66
Phillips, Mackenzie.....1988, 89, 91
Phillips, Matthew.....2018, 19, 20
Phillips, M.R. Stanley.....1907, 08, 09*

Phillips, Terry Don.....1966, 68, 69
Phillips, Tyler.....2016
Phillips, William H.....1930, 31, 32
Philon, Darius.....2013, 14
Pickens, Billy.....1951, 52, 53
Pickett, Daryal.....1980, 81
Pickett, Ivan.....1991, 92
Pierce, Bill.....1980
Pierce, Mark.....2001, 02, 03
Pinkston, Greg.....1955, 56, 57
Pipkin, Joyce.....1946*, 47
Pitner, Matt.....1989, 90
Pitts, R.C.....1941
Plafcan, Cole.....1994
Plunk, Jim.....1997
Poff, A.A.....1912
Polk, Tommy.....1961, 62
Pollard, J.W.....1895, 96
Pool, Bumper.....2018, 19, 20, 21
Poole, Dedrick.....2002, 04, 05
Poole, H.L. Ike.....1933, 34, 35
Porter, David.....2019
Potts, Thomas O.....1896
Powell, Cliff.....1967, 68, 69*
Powell, William.....1969
Powers, Ryan.....2007, 08, 09, 10
Poydras, Marcellus.....1999, 00, 01, 02
Prescott, Mark.....1980
Pressley, Chase.....2003, 05, 06
Preston, Doyle.....1992, 93
Price, Jim.....1963, 64
Price, John.....1982
Price, Kerwin.....1988, 89, 90, 91
Price, Donny.....1973
Pritchard, Ross.....1946, 47, 48, 50
Procter, Bobby.....1953, 54*
Proud, Bryan.....1998
Pruitt, Grant.....1998
Pruett, John R.....1905
Pryor, Jerry.....1992
Pryor, R. Dean.....1950, 51, 52*
Ptak, James V.....1919
Pullen, James.....1964
Pulley, Ryan.....2015, 16, 18
Purifoy, Trey.....2019
Putman, L.E.....1896

R
Raether, Pete.....1990, 91, 92
Ragland, H.S.....1901, 02, 03*
Ragnow, Frank.....2014, 15, 16, 17*
Rainwater, Elmer.....1922, 23
Ramey, Paul.....1967
Ramirez, Paul.....2017
Ramirez, Santos.....2015, 16, 17*, 18*
Ramsay, Louis.....1940, 41
Ramsey, Charles.....1953
Ramsey, Randy.....2014, 16, 17, 18
Randolph, Billy R.....1943
Rankin, Roxie.....1943
Rasner, Ross.....2009, 10, 11, 12
Ratcliff, E.M.....1912, 13
Raulerson, Jake.....2016, 17
Rawlings, Ralph.....1936, 37
Ray, Alvin.....1998, 00
Ray, Herman.....1934
Ray, Lance.....2010
Reavis, David.....1970, 71, 72
Reber, Kent.....1981, 82, 83
Reed, A.J.....2020
Reed, Dominique.....2015, 16
Reed, Don.....1956
Reed, Jim Ed.....1997, 99, 00
Reed, J.L.....1912
Reed, R.G.....1912
Reed, Robert.....1994
Reed, Scott.....1983

Reed, Tom.....1970, 71, 72*
Rees, John Aaron.....2005, 06, 07, 08
Rees, John.....1968, 69, 70
Reginelli, Phillip.....1951, 53
Reichardt, Chris.....1914, 15, 16*
Reichert, James.....1947, 48
Reid, Jim.....1956
Reinig, Mike.....1976
Reith, Jerry.....2002, 03
Renfro, Elza.....1923
Reppond, Mike.....1970, 71, 72
Reuter, Buddy.....1958, 59
Revard, Ron.....1971, 72
Reynolds, Bobby.....1962
Reynolds, Matt.....2016
Rhiddlehoover, Jon.....1972, 73, 74
Rhodes, Danny.....1971, 72, 73*
Rhyne, Jake O.....1912
Richard, Don.....1947
Richard, Jack S.....1948, 50
Richardson, Ernie.....1965
Richardson, Gabe.....2018, 19
Richardson, Jon.....1970, 71, 72
Richardson II, Kevin.....2014, 15, 16, 17*, 18
Richardson, Lawrence.....2001, 02, 03
Richardson, Matterral.....2004, 05, 06, 07*
Richardson, Rhett.....2007, 08, 09, 10
Richardson, Richard.....1979, 80, 81, 82*
Ridgeway, John.....2021
Reiderer, Don.....1948, 49, 50
Riley, Ozzie.....1977, 78, 79
Rinehart, Jim.....1949, 50, 51
Ritschel, Don.....1956, 57, 58
Rivers, Scott.....1994, 95, 96*
Robbins, Jack.....1935, 36, 37
Roberts, Odus.....1937
Roberts, Theron.....1946, 47, 49
Roberts, Wayland.....1953, 54, 55
Robinson, Antwain.....2005, 06, 07, 08
Robinson, Gary.....1964*
Robinson, Jack.....1929, 30, 31
Robinson, Lerinezo.....2002, 03, 04, 05
Robinson, Michael.....2003, 04
Robinson, Silas.....2019
Roebuck, Gene.....1958
Roessler, Karl.....2014, 15, 16, 17
Rogers, Darren.....2002, 03, 04
Rogers, Tommy H.....1894, 95
Rogers, William Buddy.....1948, 49, 50
Rogers, Yandell.....1922, 23, 24*
Rogers, Zach.....2015, 16, 17
Rolen, Chad.....1987, 88, 89, 90*
Roper, Bobby.....1964, 65*
Roper, Gary.....1974
Roper, Kyle.....2002, 03, 04, 05*
Rose, Glen.....1925, 26, 27
Ross, J.R.....1976, 77
Rossi, Luke.....2015
Roth, Jim.....1952, 53, 54*
Rouse, James.....1985, 87, 88, 89
Rowland, Eckel.....1949
Rownd, Ed.....1971, 72, 73
Rucker, Choice.....1933, 34, 35*
Rucker, Jeff.....1924, 25
Rucker, Paul.....1932, 34
Ruckers, Madison.....1942
Rudasill, Bill.....1983
Rudd, James T.....1912, 13, 14*, 15*
Ruggles, William A.....1900, 01, 02
Ruple, Ernest.....1965, 66, 67*
Rusher, Gus.....1969, 70, 71
Rushing, Gerald.....1920, 21, 22
Rushing, Jack.....1948, 49, 50
Russell, Derek.....1987, 88, 89, 90
Russell, Randy.....1989
Rutherford, R.P.....1895, 96
Rutledge, John.....2000

Rystrom, Tom.....1976
S
Sadler, Dennis.....1972
Sadler, Nelson.....1927
Sadler, William P.....1914, 15
Sagley, Floyd.....1951, 52, 53
Saling, Lane.....2015
Sain, Tommy.....1964, 65
Saint, Mike.....1970, 71, 72
Saint Pierre, Bob.....1952
Sales, Roland.....1977, 78, 79*
Saliba, Eddie.....1937
Salley, Bryan.....1979
Sallings, Max.....1941, 42
Salters, Carlton.....2007, 08, 09
Sampson, Howard.....1974, 75, 76, 77*
Sanders, C.F.....1895
Sanders, Carrel.....1917
Sanders, Curtis.....1998, 99
Sanders, David.....1994, 95, 96, 97
Sanders, Percy.....1935, 36
Sanders, Raheim.....2021
Sandlin, Kenny.....1998, 99, 00, 01*
Saunders, Chris.....2015
Savage, Jeff.....1992
Saxton, Jerry.....1977, 78
Scanlon, Kevin.....1978, 79
Scalet, Joe.....1938
Scarbrough, David.....1941, 42
Schalchin, George.....1912
Schaufele, Louis.....1948, 49, 50
Schaufele, Mike.....1967
Scheel, Doug.....1971, 73
Schell, David.....1984, 85, 86, 87
Schmidt, Harold.....1940
Schoolcraft, Jim.....1982, 83
Schoonover, Wear.....1927, 28, 29
Schumchyk, Frank.....1944
Schumchyk, Mike.....1944, 45, 48
Scott, Brad.....1924, 25*, 26
Scott, Carl L.....
Scott, Clyde.....1946, 47, 48*
Scott, Earl.....1992, 93, 94, 95
Scott, John T.....1900
Scott, Justin.....2001, 02, 03*
Scott, Mike.....1976, 77, 78
Scott, Tracy.....1949
Seamster, Savoy.....1935
Seawell, A.C.....1895
Seawell, W.L.....1895
Secrest, Earl.....1930, 31*
Secrest, Jack.....1929
Sellers, Jimmy D.....1957
Shaddox, John.....1946, 49
Shakelford, J.M.....1916
Shantz, Bobby.....1980, 81, 82
Shantz, Joe.....1978, 79, 80
Shavers, Marcus.....2005, 06, 07
Shaw, Calvin.....1980, 81, 82, 83
Shaw, Homer.....1926
Shaw, Thurman.....1979, 80, 81
Shelby, Shannon.....1993, 95
Shepherd, Mike.....1986, 87, 88, 89*
Sheppard, Malcolm.....2006, 07, 08* 09*
Sherland, Mark.....1932, 33, 34
Shibest, James.....1983, 84, 85, 86*
Shimer, Ted.....1987, 88, 89, 90
Shockley, Brett.....1999, 00
Shofner, Jim.....1945
Shoup, Brad.....1976, 77, 78
Showers, Carlos.....1993, 94, 95, 96
Shumaker, Rick.....1976, 77, 78
Sickle, Clifford.....1936*
Sidney, Shannon.....1994, 95, 96, 97
Sigman, Mike.....1966, 67, 68
Silliman, W.E.....1911

Silver, Jordan.....2018, 19, 20, 21
Simington, Milton.....1938, 39, 40
Simpson, Jim.....1986, 87, 88
Simpson, Travis.....1948, 49, 50
Sims, Buddy.....1964, 65
Sims, Chuck.....1972, 73
Sims, Desmond.....2003, 04, 05, 06*
Singer, Saul.....1938, 39
Sisson, Walter.....1941
Skilern, James.....1915
Skinner, Gerald.....1973, 74, 75, 76
Skinner, Jacob.....2003, 04, 05, 06
Skinner, Jerol.....1991
Skipper, Dan.....2013, 14, 15*, 16
Slaughter, Justin.....2004
Slay, T.C.....1997, 00
Sloan, Chester C.....1898, 99*
Sloan, Dwight.....1936, 37
Slusher, Myles.....2020, 21
Small, Kiero.....2011, 13*
Smart, David.....1985, 86
Smith, Arlis.....1917, 20, 21
Smith Sr., Billy Ray.....1954, 56
Smith Jr., Billy Ray.....1979, 80, 81, 82*
Smith, Calvin.....1945
Smith, Carl C.....1899
Smith, Chris.....2010, 11, 12, 13*
Smith, Clarence.....1920, 21, 22*
Smith, Cornelius.....1976, 77
Smith, Darrell.....2010
Smith, Darrell.....1999
Smith, Demetrius.....1990, 91, 93, 94
Smith, Dewitt.....1967, 68, 69
Smith, Elmer.....1949
Smith, Emanuel.....1996, 97, 98, 99
Smith, Fred.....1924
Smith, Gerald.....1986, 87
Smith, Hezekiah.....2006, 07
Smith, Howard.....
Smith, James H.....1949, 50, 51
Smith, James R.....1945
Smith, Jarrette D.....1948, 49
Smith, L.P.....1916, 17, 18, 19
Smith, Mark.....1986
Smith, Mark.....1993, 94, 95, 96*
Smith, Martin.....1982
Smith, Micahh.....2017, 18, 19, 20
Smith, Michael.....2006, 07, 08, 09*
Smith, Minor.....1924, 25, 26
Smith, Richard.....2000, 01, 02, 03
Smith, Robin.....1977, 78
Smith, Rollen.....1973, 74*
Smith, Ronnie Mac.....1962, 63, 64*
Smith, Tim.....1987
Smith, T.J.....2016, 17, 18, 19*
Smith, Trelon.....2020, 21
Smith, Trey.....1982
Smith, William Joseph.....1951
Smith, Zack.....1938
Smithy, Claud.....1964, 65, 66
Smothers, Mitch.....2011, 13, 14, 15
Snider, Zach.....2005
Snowden, Michael.....1996, 97, 98, 00
Soli, Junior.....1992, 93, 94, 95
Soli, Mataio.....2019, 20, 21
Sorahan, Ryan.....2001, 02, 03
Souter, Ted.....1954, 55, 56*
South, Ronny.....1965, 67
Southerland, William.....1938
Spain, Harold.....1951, 52, 53
Spaight, Martrell.....2013, 14
Spangler, Shannon.....1989
Spann, Dwayne.....1988
Sparks, Claude.....1908, 09
Sparks, Stan.....1962, 63
Spencer, Edward.....1954
Spencer, Terry.....1990, 91, 92



ALL-TIME LETTERWINNERS

Sperring, James.....1951, 52
 Spillers, Ray.....1934, 35, 36
 Spivey, A'Montae.....2019, 20
 Spivey, Bill.....1933, 34
 Spriggs, David.....1974
 Sprinkle, Jeremy.....2013, 14, 15, 16
 St. John, Jalen.....2021
 Stadther, Zach.....2008, 09, 10, 11
 Stallings, Randall.....1936, 37, 38
 Stancil, William.....1948, 49
 Stankovitch, Bob.....1968, 69
 Stanley, Tom E.....1902, 03, 05
 Stansberry, E.E.....1914, 15, 16
 Starkel, Nick.....2019
 Stavely, Mark.....2002
 Steelman, Harold.....1954, 55
 Steelman, Tyler.....2007
 Steger, Curtis.....1984
 Stendel, Marvin.....1950
 Stevenson, James E.....1916
 Stewart, Andre.....2009, 10
 Stewart, Deon.....2016, 17, 18
 Stewart, George.....1978, 79, 80*
 Stewart, Jashaud.....2020, 21
 Stewart, Randy.....1963, 64, 65*
 Stewart, Terry.....1967, 68, 69*
 Stewart, Wayne.....1986, 87, 88
 Stiggers, Gary.....1977, 78, 79, 80
 Stinson, Rod.....1997, 98, 99, 00
 Stitten, John.....1984, 85, 86, 87
 Stockdell, Cary.....1968, 69
 Stockton, Harold.....1948, 50
 Stoerner, Clint.....1996, 97, 98, 99*
 Stolt, Alan.....
 Stone, Donnie.....1956, 57, 58
 Storey, Shane.....1987
 Storey, Ty.....2017, 18
 Stout, Louis.....1930, 31, 32
 Stout, Robert.....1937, 38, 39
 Stover, Donald.....1912
 Strain, Ray.....1972
 Straschinske, Ray.....1990, 91, 92, 93
 Street, Russell.....1999
 Strickland, J.S.....1897
 Stringer, Chris.....2012, 14
 Stringer, Tom.....1951
 Stromberg, Ricky.....2019, 20, 21
 Struebing, Don.....1993
 Stumon, Van.....2008, 09, 10
 Sykes, Willie.....2015
 Sullivan, Jerry.....1977, 78
 Summerall, Pat.....1949, 50, 51*
 Summers, Scott.....2002
 Sutherland, Bruce.....1978, 81
 Sutton, John.....1975
 Sutton, John.....1940, 41
 Sutton, William Buddy.....1950, 51, 52*
 Swanson, Bill.....1983
 Swanson, Travis.....2010, 11, 12*, 13*
 Swartz, Anthony.....1994, 95
 Swartz, Matt.....2000
 Switzer, Barry.....1957, 58, 59*
 Switzer, Greg.....1988, 89, 90, 91

T
 Tackett, Buddy.....1962, 63
 Tallent, Major.....1948
 Talley, Fred.....2000, 01, 02*
 Tanner, Terry.....1980
 Tate, Austin.....2010, 11, 12, 13
 Tatum, Terry.....1982, 83, 84, 85
 Taylor, Brad.....1981, 82, 83, 84
 Taylor, Brad.....2012, 13
 Taylor, Jim.....1971, 72
 Taylor, John.....1975, 76

Taylor II, Michael.....2018
 Tegethoff, Carl.....1981, 82
 Temple, Charlie.....1949
 Templeton, Mason.....2004, 05, 06
 Tejada, Alex.....2007, 08, 09, 10
 Thielemann, R.C.....1973, 74, 75, 76
 Thomas, Barry.....1982, 83
 Thomas, Bill.....1943
 Thomas, Brad.....1973, 74, 75
 Thomas, Billy Ray.....1944, 46, 47, 48
 Thomas, Champ.....1967
 Thomas, Curtis.....1991, 93, 94
 Thomas, Derrick.....1983, 84, 85, 86*
 Thomas Jr., Eric.....2021
 Thomas, Floyd.....1947
 Thomas, Greg.....1984, 85, 86, 87*
 Thomas, Mick.....1989, 90, 91
 Thomas, Robert.....2011, 12, 13*
 Thomas, Tramain.....2008, 09, 10, 11
 Thomas, Travis.....1922, 23, 24
 Thomas, Will.....1901
 Thomas, Zhamal.....2009, 10
 Thomas-Smith, Nick.....2015
 Thomason, George.....1950, 51, 52
 Thomason, Joe.....1953, 54, 55
 Thompson, David.....2004, 05
 Thompson, Derrick.....1992
 Thompson, Lance.....2005, 06, 07, 08
 Thompson, Skip.....1987, 88
 Thompson, Warren.....2021
 Thorpe, Wilfred.....1937, 38, 39
 Thornton, DuVall.....1947, 48, 49
 Thurman, Scotty.....2015
 Tibbitts, Joe.....1941, 42
 Tidwell, Chris.....1995
 Tolbert, James.....1979, 80, 81
 Toliver, Henre'.....2014, 15, 16, 17
 Toll, Blayne.....2020
 Toole, Drew.....1971, 72
 Toussaint, James.....2002
 Towler, George F.....1898
 Townsend, Curtis.....1975, 76
 Trail, Ray.....1960, 61, 62*
 Trail, Richard.....1964, 65, 66
 Trainor, Kendall.....1985, 86, 87, 88
 Trantham, Tommy.....1965, 66, 67
 Trantum, Billy.....1957, 58, 59
 Travis, Tony.....1992
 Tretola, Sebastian.....2014, 15
 Tribble, Russ.....1973, 75
 Triesch, Conrad.....1914
 Troillett, Ralph.....1952, 53*
 Troxell, Billy F.....1948
 Troxell, Jack.....1951, 52
 Trusty, Reggie.....1988, 89
 Trusty, Ronnie.....1980, 81
 Tubbs, Zac.....2002, 03, 04, 06*
 Tuck, Crosby.....2008
 Tucker, Austin.....2009, 10
 Tunnah, B.....1910
 Turner, A.J.....2012
 Turner, A.S.....1911, 13, 14
 Turner, Alan.....2011, 12, 13, 14*
 Turner, Jacorrei.....2021
 Turner, John.....1970
 Turner, Keith.....2000, 02
 Turner, Nick.....2020, 21
 Turner, Terry.....1970
 Tutt, Britto.....2017, 18, 19

U
 Uekman, Garrett.....2011
 Ugoh, Tony.....2003, 04, 05, 06*
 Underwood, Ronnie.....1954, 55, 56
 Upchurch, Andy.....1983, 84, 85*

Uptmoor, Bernard.....1928, 29, 30
 Utsey, Markell.....2021

V
 Vail, Cameron.....2020
 Van Dover, Jimmy.....1956, 58
 Van Dyke, Sammy.....1984, 85, 86, 87
 Van Es, Wendell.....
 Van Poucke, M.L.....
 Van Sickle, Clifford.....1934, 35, 36*
 Van Sickle, Clyde.....1927, 28, 29
 Valdez, Jose.....2006, 07, 08
 Vanderverter, James.....1899
 Vanvalkenburgh, Horace.....1904, 05
 Vanvalkenburgh, William M.....1906
 Vaughn, Vickiel.....2002, 03, 04, 05*
 Vavra, Brian.....2005, 06, 07
 Vernon, Thomas Jerry.....1951
 Vest, Drew.....2021
 Vestal, Steve.....1970
 Vickers, Rick.....1970
 Villarreal, Ernie.....1984, 86
 Vincenheller, Ashton.....1897, 98, 99, 00*
 Vinnett, Darius.....2004, 06*
 Voelzke, Alex.....2012, 13, 14, 15
 Valentine, Paul.....1913

W
 Wade, Chris.....2006, 07
 Wade, Marquel.....2011
 Wade, Vernon.....1992, 93, 94
 Wagner, Dalton.....2018, 19, 20, 21
 Wait, Matt.....1994, 95, 96, 97
 Walker, Dee.....2017, 18
 Walker, George.....1954, 55, 57*
 Walker, George Rea.....1962, 63*
 Walker, Jimmy.....1975, 76, 77, 78*
 Walker, Kody.....2013, 14, 15*, 16*
 Wallace, Brian.....2015, 16, 17, 18
 Walls, Gavin.....2001, 02*
 Walls, Stephen.....1990, 91, 92
 Walston, Dave.....1962, 63
 Walters, Danny.....1980, 81, 82
 Walters, Steve.....1969, 70
 Ward, Bill.....1950
 Warren, Billy.....1983, 84
 Warren, Chris.....1975, 76
 Warren, Corey.....2000
 Warren, De'Vion.....2017, 18, 19, 20, 21
 Warren, Earl.....1953
 Warren, Robert.....1952, 53
 Washburn, Jeremiah.....1997, 98, 99
 Washington, Carroll.....2013, 14
 Washington, Cedric.....2003, 04, 05, 06
 Washington, Charles.....1983, 84, 85, 86
 Washington, Dallas.....2004, 06, 07, 08
 Watkins, James.....1906
 Watkins, Larry.....1964, 65, 67*
 Watkins, Ronald.....2010, 11
 Watkins, Wayne.....1952
 Watkins, William.....1973
 Watson, Alan.....1973, 74
 Watson, John R.....1903
 Watters, Orlando.....1991, 92, 93
 Watts, Armon.....2015, 18
 Weatherford, Zach.....1994
 Weatherston Jr., Carl.....1944
 Webb, Charles W.....1902
 Webster, Tim.....1968, 69, 70
 Weems, Orson.....1981, 82, 83
 Welch, Charles.....1923
 Welch, Jerry.....1962, 63, 64*
 Wells, Ira.....1983, 84
 Wells, John A.....1948
 Wesley, Donte.....1998

Wessinger, Randy.....1978, 79, 80
 West, A.L.....1898
 Westerman, Bruce.....1990
 Westphal, Benny.....1973, 75
 Wewetzer, Jeff.....1988, 89
 Whaley, Devwah.....2016, 17, 18, 19
 Wheat, John.....1971, 72
 Wheeler, Earl.....1943, 44, 45*, 46
 Whisenhunt, Jim.....1966
 White, Barnabas.....1974, 76, 77
 White, Bob.....1966, 67, 68
 White, Bryan.....1984, 85, 86, 87
 White, Dale.....1975, 76, 77, 78
 White, Eddie.....1981, 82, 84
 White, J.D.....2019, 20, 21
 White, Larry.....1975, 76
 White, La'Zerius.....1999, 00, 01*
 White, Marsh.....1972, 73
 White, Nathaniel.....1982, 84, 85, 86
 White, Steed.....1946, 47
 Whitfield, Billy.....1957
 Whitmore, Marcus.....2003, 04*
 Whittaker, Leon.....1947
 Whitted, Erik.....1984, 85, 86, 87
 Whitworth, Charles.....1955, 56, 57
 Wilber, Rusty.....1976, 77
 Wilcoxon, Robert.....1982, 83, 84
 Wiley, Brian.....2000
 Wilkins, Charles.....1925
 Williams, Bobbie.....1996, 97, 98, 99
 Williams, Bobby.....1960
 Williams, Calvin.....1984, 85
 Williams, D.J.....2007, 08, 09, 10*
 Williams, Dale.....1984, 85
 Williams, Damian.....2006
 Williams, Darrell.....1959, 60, 61
 Williams, David.....2017
 Williams, Demetrius.....2012
 Williams, Desmond.....2005, 06, 07
 Williams, Eddie "Boo".....1999, 00
 Williams, Fred.....1949, 50, 51
 Williams, Gary.....1978
 Williams, Jarrell.....1959, 60
 Williams, Jim.....1963, 64, 65*
 Williams, Jimmy.....1988, 89
 Williams, John.....1920
 Williams, Jonathan.....2012, 13, 14, 15*
 Williams, Josh.....2014, 15, 16
 Williams, Les.....1970, 71, 72
 Williams, Maleek.....2018
 Williams, McKinley.....2019
 Williams, Michael.....1996, 97, 98, 99
 Williams, Patrick.....1987, 88, 89
 Williams, Paul X.....1928
 Williams III, Rawleigh.....2015, 16
 Williams, Ray E.....1920, 21, 22
 Williams, Rickey.....1984, 85, 86, 87*
 Williams, Stanley.....1977, 78
 Williams, Terrell.....2009, 10, 11, 12
 Williams, Tre.....2021
 Williams, Tom.....1923
 Williams, Zach.....2019, 20, 21
 Williamson, John.....1989
 Wilson, Bill.....1957
 Wilson, Clint.....1983
 Wilson, Demetrius.....2012, 14
 Wilson, George.....2001, 02, 03*
 Wilson, Harry.....1997, 98
 Wilson, Jeremy.....1996
 Wilson, Joe Bill.....1954
 Wilson, Richard.....1980
 Wilson, Tyler.....2009, 10, 11* 12*
 Wilson, William.....1915, 16, 17
 Wilson, William O.....1902, 03
 Wingfield, Greg.....1985

Wingo Jr., Ronnie.....2009, 10, 11, 12
 Winkler, Ryan.....2018, 19, 21
 Winkleman, Ben.....1917, 18, 19, 20, 21*
 Winkleman, Charles.....1924
 Winston, Billy.....1986, 87, 88, 89
 Winston, Darius.....2009, 10, 11, 12
 Winston, Dennis.....1973, 74, 75, 76
 Winston, JaMichael.....2013, 14, 15*, 16
 Winston, Marc.....2005
 Winston, Rodney.....1988, 89, 90
 Winters, Alva.....1926, 27, 28*
 Wise Jr., Deatrich.....2013, 14, 15, 16*
 Wise, Floyd.....1928
 Wishon, Waylon.....1992, 93, 94
 Withers, Art.....1937
 Witty, Eldo.....1924
 Wood, Charles Fox.....1900, 01, 02
 Wood, Clark.....1900, 01, 02
 Wood, John Shirley.....1904, 05, 06*
 Wood, Stanley.....1922
 Woodard, Jackson.....2021
 Woodbury, Derrick.....1992
 Woodell, Lloyd.....1936, 37, 38*
 Woodlee, Eddie.....1964, 65, 66
 Woodman, Lloyd.....1954
 Woods, Gary.....1979
 Woods, Kevin.....2004, 05, 06, 07*
 Woods, Mike.....2018, 19, 20
 Woods, Wayne.....1956
 Woolfolk, Kirk.....1977, 78, 80
 Worrell, Darren.....1986, 87, 89
 Worthington, Jim.....1961, 62
 Wren, Hudson.....1927, 28
 Wren, Ronnie.....1974
 Wright, A.E.....1908, 09
 Wright, Jarius.....2008, 09, 10, 11*
 Wright, Lindsay.....1894*
 Wright, Sam.....1906
 Wright, Shannon.....1989, 90, 92
 Wright, Tenarius.....2009, 10, 11, 12*
 Wright, Todd.....1989, 90, 91, 92
 Wunderly, Don.....1971, 72*
 Wyatt, Kevin.....1982, 83, 84, 85
 Wynn, Robert.....1988
 Wynn, Roger.....1976
 Wynne, Clayton.....1940, 41, 42*
 Wynne, Tommy.....1935

Y
 Yager, Richard.....1991, 92, 93
 Yarbrough, Byron.....1984, 85, 86
 Yates, A.J.....1938, 39, 40*
 Yeager, Kelly.....1991, 92, 93
 Yoder, Douglas.....1972, 73, 74, 75
 Yoes, Oran C.....1920
 Young, Brenden.....2017, 18, 19
 Young, Charles.....1949
 Young, Clint.....1910, 11
 Young, Henderson.....1919
 Young, James.....1943, 44*
 Young, Michael.....2004
 Young, Theo.....1983, 84, 85, 86
 Youngblood, Jim.....2009
 Yurachek, Jake.....2019, 20

Z
 Zimos, Zach.....2019, 21
 Zinamon, Berg.....1980, 81, 82, 83*
 Zoll, Alan A.....1915, 16

(The Razorback Communications office welcomes corrections from authentic sources.)

*denotes team captains



ALL-TIME COACHING STAFF

<p>2022 Hunter Yurachek, AD Sam Pittman, HC Barry Odom, Assoc. HC DC/S Scott Fountain, Asst. HC/ST Coord. Kendal Briles, OC Deke Adams, DL Dominique Bowman, CB Kenny Guiton, WR Cody Kennedy, OL Dowell Loggains, TE Michael Scherer, LB Jimmy Smith, RB</p> <p>2021 Hunter Yurachek, AD Sam Pittman, HC Barry Odom, Assoc. HC DC/S Scott Fountain, Asst. HC/ST Coord. Kendal Briles, OC Jermial Ashley, DL Sam Carter, CB Kenny Guiton, WR Cody Kennedy, OL Dowell Loggains, TE Michael Scherer, LB Jimmy Smith, RB</p> <p>2020 Hunter Yurachek, AD Sam Pittman, HC Barry Odom, Assoc. HC/DC/S Scott Fountain, Asst. HC/ST Coord. Kendal Briles, OC Sam Carter, CB Jon Cooper, TE Brad Davis, OL Derrick LeBlanc, DL Rion Rhoades, LB Jimmy Smith, RB Justin Stepp, WR</p> <p>2019 Hunter Yurachek, AD Chad Morris, HC John Chavis, DC/LB Joe Craddock, OC/QB Steve Caldwell, DL Ron Cooper, DB Dustin Fry, OL Kenny Ingram, DT Barry Lunney Jr., TE/ST Mark Smith, DB Justin Stepp, WR Jeff Traylor, Assoc. HC/RB</p> <p>2018 Hunter Yurachek, AD Chad Morris, HC John Chavis, DC/LB Joe Craddock IV, OC/QB Steve Caldwell, DL Ron Cooper, DB Dustin Fry, OL Barry Lunney Jr., TE John Scott Jr., DL Mark Smith, DB Justin Stepp, WR Jeff Traylor, Assoc. HC/RB</p> <p>2017 Jeff Long, AD Bret Bielema, HC Dan Enos, OC/QB Paul Rhoads, DC/Secondary Kurt Anderson, OL Vernon Hargreaves, ILB Barry Lunney Jr., TE Reggie Mitchell, RB John Scott Jr., DL Michael Smith, WR Chad Walker, OLB</p> <p>2016 Jeff Long, AD Bret Bielema, HC</p>	<p>Dan Enos, OC/QB Robb Smith, DC/Secondary Kurt Anderson, OL Vernon Hargreaves, LB Barry Lunney Jr., TE Reggie Mitchell, RB Paul Rhoads, DB Rory Segrest, DL/Specialists Michael Smith, WR</p> <p>2015 Jeff Long, AD Bret Bielema, HC Dan Enos, OC/QB Robb Smith, DC/Secondary Sam Pittman, Assoc. HC/Rec./OL Jemal Singleton, ST/RB Vernon Hargreaves, LB Clay Jennings, DB Barry Lunney Jr., TE Rory Segrest, DL/Specialists Michael Smith, WR</p> <p>2014 Jeff Long, AD Bret Bielema, HC Jim Chaney, OC/QB Robb Smith, DC/Secondary Randy Shannon Sr., Assoc. HC/LB Sam Pittman, Assoc. HC/Rec./OL Clay Jennings, DB Barry Lunney Jr., TE Rory Segrest, DL/Specialists Michael Smith, WR Joel Thomas, RB</p> <p>2013 Jeff Long, AD Bret Bielema, HC Chris Ash, DC/Secondary Jim Chaney, OC/QB Sam Pittman, Assoc. HC/Rec./OL Charlie Partridge, Asst. HC/DL Taver Johnson, CB Barry Lunney Jr., TE Randy Shannon, LB Michael Smith, WR Joel Thomas, RB</p> <p>2012 Jeff Long, AD John L. Smith, HC Paul Haynes*, DC/Secondary Paul Petrino, OC/QB Steve Caldwell, DE/STC Taver Johnson, Asst. HC/LB Bobby Allen, Secondary Kris Cinkovich, WR Tim Horton, RB/Rec. Chris Klenakis, OL Kevin Peoples, DT</p> <p>2011 Jeff Long, AD Bobby Petrino, HC Garrick McGee, OC/QB Willy Robinson, DC/Secondary John L. Smith, OLB/STC Bobby Allen, DT Steve Caldwell, DE Kris Cinkovich, WR Tim Horton, RB/Rec. Reggie Johnson, ILB Chris Klenakis, OL</p> <p>2010 Jeff Long, AD Bobby Petrino, HC Garrick McGee, OC/QB Willy Robinson, DC/Secondary John L. Smith, STC/OLB</p>	<p>Bobby Allen, DT Steve Caldwell, DE Kris Cinkovich, WR Tim Horton, RB/Rec. Reggie Johnson, ILB Chris Klenakis, OL</p> <p>2009 Jeff Long, AD Bobby Petrino, HC Mike Summers, Asst. HC/OL Paul Petrino, OC/WR Willy Robinson, DC/S John L. Smith, STC/OLB Bobby Allen, DT Kirk Botkin, DE Tim Horton, RB/Rec. Reggie Johnson, ILB Garrick McGee, QB</p> <p>2008 Jeff Long, AD Bobby Petrino, HC Mike Summers, Asst. HC/OL Paul Petrino, OC/WR Willy Robinson, DC/S Bobby Allen, DT Kirk Botkin, DE/ST Tim Horton, RB/TE/Rec. Reggie Johnson, LB Garrick McGee, QB Lorenzo Ward, Secondary</p> <p>2007 Frank Broyles, AD Houston Nutt, HC Reggie Herring, DC/LB David Lee, OC/QB Mike Markuson, OL/Run Game Coord. Alex Wood, WR/Pass Game Coord. Bobby Allen, CB Tim Horton, RB Tracy Rocker, DL James Shibest, TE/Specialists Chris Vaughn, S</p> <p>2006 Frank Broyles, AD Houston Nutt, HC Reggie Herring, DC/LB Gus Malzahn, OC/WR Mike Markuson, OL/Run Game Coord. Alex Wood, QB/Pass Game Coord. Bobby Allen, CB Louis Campbell, Secondary Danny Nutt, RB Tracy Rocker, DL James Shibest, TE/Specialists</p> <p>2005 Frank Broyles, AD Houston Nutt, HC Reggie Herring, DC/LB Mike Markuson, OL/Run Game Coord. Roy Wittke, QB/Pass Game Coord. Bobby Allen, CB Clifton Ealy, TE Danny Nutt, RB Tracy Rocker, DL James Shibest, WR/Specialists Chris Vaughn, S/Rec.</p> <p>2004 Frank Broyles, AD Houston Nutt, HC Dave Wommack, DC/LB Mike Markuson, OL/Run Game Coord. Roy Wittke, QB/Pass Game Coord.</p>	<p>Bobby Allen, Secondary Clifton Ealy, TE Danny Nutt, RB Tracy Rocker, DL James Shibest, WR/Specialists Chris Vaughn, OLB/Rec.</p> <p>2003 Frank Broyles, AD Houston Nutt, HC Dave Wommack, DC/ILB Mike Markuson, OL/Run Game Coord. Roy Wittke, QB/Pass Game Coord. Bobby Allen, CB/FS Clifton Ealy, TE Danny Nutt, RB Tracy Rocker, DL James Shibest, WR/Specialists Chris Vaughn, OLB/SS/Rec.</p> <p>2002 Frank Broyles, AD Houston Nutt, HC Dave Wommack, DC/CB/FS Bobby Allen, ILB/MLB David Lee, QB Mike Markuson, OL Danny Nutt, RB George Pugh, TE/Rec. Kacy Rodgers, DL James Shibest, WR/Specialists Chris Vaughn, OLB/SS</p> <p>2001 Frank Broyles, AD Houston Nutt, HC John Thompson, DC/ILB Bobby Allen, DL David Lee, QB Mike Markuson, OL Danny Nutt, RB George Pugh, Rec./WR James Shibest, TE/Specialists Chris Vaughn, OLB Dave Wommack, Secondary</p> <p>2000 Frank Broyles, AD Houston Nutt, HC Fitz Hill, Asst. HC/Rec. Coord./WR Bobby Allen, Co-DC/LB John Thompson, Co-DC/Secondary Joe Ferguson, QB Bill Johnson, DL Mike Markuson, OL Danny Nutt, RB James Shibest, TE/Special Teams Chris Vaughn, Bandits/Rovers</p> <p>1999 Frank Broyles, AD Houston Nutt, HC Bobby Allen, Co-DC/ILB Keith Burns, Co-DC/Secondary Clifton Ealy, Bandits/Rovers Joe Ferguson, QB Fitz Hill, WR Mark Hutson, TE/STC Bill Keopple, DL Mike Markuson, OL Danny Nutt, RB</p> <p>1998 Frank Broyles, AD Houston Nutt, HC Bobby Allen, Co-DC/ILB Keith Burns,</p>	<p>Co-DC/Secondary Clifton Ealy, Bandits/Rovers Joe Ferguson, QB Fitz Hill, WR Mark Hutson, TE/Special Teams Bill Keopple, DL Mike Markuson, OL Danny Nutt, RB</p> <p>1997 Frank Broyles, AD Danny Ford, HC Miles Aldridge, DC/LB Kay Stephenson, OC/RB Louis Campbell, Asst. HC/DB Mike Bender, OG/C Joe Ferguson, QB Fitz Hill, WR Charley North, OT/TE Jim Washburn, DL Dennis Winston, OLB</p> <p>1996 Frank Broyles, AD Danny Ford, HC Miles Aldridge, DC/LB Mike Bender, OL Louis Campbell, Asst. HC/DB Rockey Felker, QB Fitz Hill, WR David Mitchell, RB Charley North, OT/TE Joe Pate, LB Jim Washburn, DL</p> <p>1995 Frank Broyles, AD Danny Ford, HC Mike Bender, OL Louis Campbell, DB Joe Lee Dunn, DC Rockey Felker, QB Fitz Hill, WR David Mitchell, RB Charley North, OT/TE Joe Pate, LB Jim Washburn, DL</p> <p>1994 Frank Broyles, AD Danny Ford, HC Louis Campbell, DB Rockey Felker, QB Fitz Hill, WR Buddy King, OT/TE Joe Kines, Asst. HC/DC David Mitchell, RB Joe Pate, LB Larry Van Der Heyden, OG/C Jim Washburn, DL</p> <p>1993 Frank Broyles, AD Danny Ford, HC Louis Campbell, DB Greg Davis, QB Rockey Felker, RB Fitz Hill, WR Buddy King, OT/TE Joe Kines, Asst. HC/DC Joe Pate, DL Scott Smith, LB Larry Van Der Heyden, OG/C</p> <p>1992 Frank Broyles, AD Jack Crowe, HC* Joe Kines, DC/ILB/HCH Louis Campbell, DB Scott Conley, TE Greg Davis, OC/QB J.B. Grimes, OL Fitz Hill, DB/LB</p>	<p>Houston Nutt, WR Joe Pate, Asst. HC/DL Ken Rucker, RB</p> <p>1991 Frank Broyles, AD Jack Crowe, HC Louis Campbell, DB Scott Conley, TE J.B. Grimes, OL Bill Johnson, DL Joe Kines, DC/ILB Houston Nutt, WR Joe Pate, Asst. HC/OLB Ken Rucker, RB Charlie Weatherbie, QB</p> <p>1990 Frank Broyles, AD Jack Crowe, HC Louis Campbell, DB Scott Conley, OLB J.B. Grimes, OL Bill Johnson, DL Houston Nutt, WR Joe Pate, DC/LB Jerry Pullen, TE Ken Rucker, RB Charlie Weatherbie, QB</p> <p>1989 Frank Broyles, AD Ken Hatfield, HC Wally Ake, ILB Larry Beckman, OG/C Larry Brinson, RB/DB Dick Bumpas, DL Jack Crowe, OC/QB J.B. Grimes, OT/TE Roger Hinshaw, OL Bob Trott, DB Richard Wilson, WR</p> <p>1988 Frank Broyles, AD Ken Hatfield, HC Wally Ake, DL Larry Beckman, OL Larry Brinson, RB Fred Goldsmith, DC/ILB Jim Goodman, WR Roger Hinshaw, OLB David Lee, QB/DB Bob Trott, DB Ken Turner, TE/K</p> <p>1987 Frank Broyles, AD Ken Hatfield, HC Wally Ake, DL Larry Beckman, OL Larry Brinson, RB Fred Goldsmith, DC/ILB Jim Goodman, WR Roger Hinshaw, OLB David Lee, QB/DB Bob Trott, DB Ken Turner, TE/K</p> <p>1986 Frank Broyles, AD Ken Hatfield, HC Wally Ake, DL Larry Beckman, OL Larry Brinson, RB Fred Goldsmith, DC/ILB Jim Goodman, WR Roger Hinshaw, OLB David Lee, QB/DB Bob Trott, DB Ken Turner, TE/K</p> <p>1985 Frank Broyles, AD Ken Hatfield, OC Jesse Branch, WR Don Breaux, QB Bob Cope, DB Harold Horton, DL Monte Kiffin, DC/Asst. HC John Konstantinos, TE John Mitchell, DE Ken Turner, OL/K</p> <p>1984 Frank Broyles, AD Ken Hatfield, HC Wally Ake, DL Larry Beckman, OL Jesse Branch, WR Larry Brinson, RB Fred Goldsmith, DC/ILB Roger Hinshaw, OLB David Lee, QB/DB Bob Trott, DB Ken Turner, TE/K</p> <p>1983 Frank Broyles, AD Lou Holtz, HC Jesse Branch, QB Pete Cordell, DE Harvey Hampton, DE Rich Olson, DB Bob Shaw, LB Jim Strong, OT/TE Mike Tolleson, DL Don Lindsey, Asst. HC/DC Ken Turner, OG/C/K</p> <p>1982 Frank Broyles, AD Lou Holtz, HC Larry Beightol, OC/OL Jesse Branch, WR Sam Goodwin, DB Don Lindsey, Asst. HC/DC John Mitchell, DE Rich Olson, DB Ken Turner, TE/K Bob Shaw, LB</p> <p>1981 Frank Broyles, AD Lou Holtz, HC Larry Beightol, OC/OL Jesse Branch, WR Sam Goodwin, DB Don Lindsey, DC/LB John Mitchell, DE Rich Olson, DB Ken Turner, TE/OL/K Fred von Appen, DL</p> <p>1980 Frank Broyles, AD Lou Holtz, HC Larry Beightol, Asst HC/OL Jesse Branch, WR Don Breaux, QB Bob Cope, DC Harold Horton, DL John Konstantinos, WR John Mitchell, DE Ken Turner, TE/K</p> <p>1979 Frank Broyles, AD Lou Holtz, HC Jesse Branch, WR Don Breaux, QB Bob Cope, DB Harold Horton, DL Monte Kiffin, DC/Asst. HC John Konstantinos, TE John Mitchell, DE Ken Turner, OL/K</p> <p>1978 Frank Broyles, AD Lou Holtz, HC Larry Beightol, OC Jesse Branch, WR Don Breaux, QB Bob Cope, DB Harold Horton, DL Monte Kiffin, DC</p>	<p>Fred Goldsmith, DC/ILB Roger Hinshaw, OLB David Lee, QB/DB Bob Trott, DB Ken Turner, TE/K</p> <p>1984 Frank Broyles, AD Ken Hatfield, HC Wally Ake, DL Larry Beckman, OL Jesse Branch, WR Larry Brinson, RB Fred Goldsmith, DC/ILB Roger Hinshaw, OLB David Lee, QB/DB Bob Trott, DB Ken Turner, TE/K</p> <p>1983 Frank Broyles, AD Lou Holtz, HC Jesse Branch, QB Pete Cordell, DE Harvey Hampton, DE Rich Olson, DB Bob Shaw, LB Jim Strong, OT/TE Mike Tolleson, DL Don Lindsey, Asst. HC/DC Ken Turner, OG/C/K</p> <p>1982 Frank Broyles, AD Lou Holtz, HC Larry Beightol, OC/OL Jesse Branch, WR Sam Goodwin, DB Don Lindsey, Asst. HC/DC John Mitchell, DE Rich Olson, DB Ken Turner, TE/K Bob Shaw, LB</p> <p>1981 Frank Broyles, AD Lou Holtz, HC Larry Beightol, OC/OL Jesse Branch, WR Sam Goodwin, DB Don Lindsey, DC/LB John Mitchell, DE Rich Olson, DB Ken Turner, TE/OL/K Fred von Appen, DL</p> <p>1980 Frank Broyles, AD Lou Holtz, HC Larry Beightol, Asst HC/OL Jesse Branch, WR Don Breaux, QB Bob Cope, DC Harold Horton, DL John Konstantinos, WR John Mitchell, DE Ken Turner, TE/K</p> <p>1979 Frank Broyles, AD Lou Holtz, HC Jesse Branch, WR Don Breaux, QB Bob Cope, DB Harold Horton, DL Monte Kiffin, DC/Asst. HC John Konstantinos, TE John Mitchell, DE Ken Turner, OL/K</p> <p>1978 Frank Broyles, AD Lou Holtz, HC Larry Beightol, OC Jesse Branch, WR Don Breaux, QB Bob Cope, DB Harold Horton, DL Monte Kiffin, DC</p>
---	---	---	--	--	--	---



ALL-TIME COACHING STAFF

John Mitchell, DE
Ken Turner, OL/K

1977

Frank Broyles, AD
Lou Holtz, HC
Larry Beightol, OC
Jesse Branch, WR
Don Breaux, OB
Bob Cope, DB
Harold Horton, DL
Monte Kiffin, DC
John Mitchell, DE
Ken Turner, TE/K

1976

Frank Broyles, AD/HC
Don Boyce, OL
Jesse Branch, OB
Frank Falks, DE
Bob Gatling, WR
Harold Horton, LB
Jim Johnson, DL
Bill Lewis, DB
Ken Turner, OL/K

1975

Frank Broyles, AD/HC
Don Boyce, OL
Jesse Branch, WR
Frank Falks, DE
Harold Horton, LB
Jim Johnson, DL
Pat Jones, DL
Bill Lewis, DB
Bo Rein, OC
Ken Turner, TE

1974

Frank Broyles, AD/HC
Frank Falks, DE
Harold Horton, LB
Jim Johnson, DL
Mervin Johnson, OL
Bill Lewis, DB

Gordon Norwood, OB
Ken Turner, OL
Richard Williamson, OB

1973

Frank Broyles, AD/HC
Frank Falks, DE
Harold Horton, LB
Jim Johnson, DL
Mervin Johnson, OL
Bill Lewis, DB
Don Trull, OB/WR
Ken Turner, OL
Richard Williamson, OB

1972

George Cole, AD
Frank Broyles, HC
Buddy Bennett, DB
Raymond Berry, WR
Lon Farrell, DE
Joe Gibbs, OL
Harold Horton, LB
Mervin Johnson, DL
Ken Turner, B Team
Richard Williamson, OB

1971

George Cole, AD
Frank Broyles, HC
Mervin Johnson, DL
Lon Farrell, DE
Harold Horton, LB
Buddy Bennett, DB
Don Breaux, OB
Raymond Berry, WR
Joe Gibbs, OL

1970

George Cole, AD
Frank Broyles, HC
Raymond Berry, WR
Don Breaux, OB
Charley Coffey, DL
Harold Horton, LB

Marvin Johnson, OL
Bill Kinard, DB

1969

John Barnhill, AD
Frank Broyles, HC
Don Breaux, OB
Charley Coffey, DL
Harold Horton, LB
Hootie Ingram, DB
Mervin Johnson, OL
Richard Williamson, WR
Bob Ford, Asst.

1968

John Barnhill, AD
Frank Broyles, HC
Don Breaux, OB
Charley Coffey, DL
Hootie Ingram, DB
Mervin Johnson, OL
Harold Horton, LB
Richard Williamson, WR
Bob Ford, Asst.

1967

John Barnhill, AD
Frank Broyles, HC
Charley Coffey, DL
Hootie Ingram, DB
Mervin Johnson, OL
Johnny Majors, DB
Wilson Matthews, LB
Gordon Smith, OE
Bob Ford, Asst.

1966

John Barnhill, AD
Frank Broyles, HC
Charley Coffey, DL
Mervin Johnson, OL
Johnny Majors, DB
Wilson Matthews, LB
Bill Pace, OB
Gordon Smith, OE

1965

John Barnhill, AD
Frank Broyles, HC
Jim Mackenzie, Asst. HC/DC
Mervin Johnson, OL
Johnny Majors, DB
Wilson Matthews, LB
Bill Pace, OB
Barry Switzer, OE

1964

John Barnhill, AD
Frank Broyles, HC
Jim Mackenzie, Asst. HC/DC
Mervin Johnson, OL
Johnny Majors, DB
Wilson Matthews, LB
Bill Pace, OB
Barry Switzer, OE

1963

John Barnhill, AD
Frank Broyles, HC
Doug Dickey, OB
Jim Mackenzie, DL
Wilson Matthews, LB/DE
Steed White, OE/OL
Bill Pace, DB
Mervin Johnson, OL

1962

John Barnhill, AD
Frank Broyles, HC
Doug Dickey, OB
Mervin Johnson, OL
Bill Pace, DB
Jim Mackenzie, DL
Wilson Matthews, LB/DE
Steed White, OE/OL

1961

John Barnhill, AD
Frank Broyles, HC
Doug Dickey, DB
Hayden Fry, OB

Jim Mackenzie, OL
Wilson Matthews, LB
Dixie White, OL
Steed White, OE/OL

1960

John Barnhill, AD
Frank Broyles, HC
Doug Dickey, DB
Merrill Green, OB
Jim Mackenzie, DL
Wilson Matthews, LB/DE
Dixie White, OL
Steed White, OE

1959

John Barnhill, AD
Frank Broyles, HC
Doug Dickey, DB
Merrill Green, OB
Jim Mackenzie, DL
Wilson Matthews, LB/DE
Dixie White, OL
Steed White, OE

1958

John Barnhill, AD
Frank Broyles, HC
Doug Dickey, DB
Merrill Green, OB
Jim Mackenzie, DL
Wilson Matthews, LB/DE
Dixie White, OL
Steed White, OE

1957

John Barnhill, AD
Jack Mitchell, HC
George Barnhardt
Ab Bidwell
George Cole
Gene Corrotto
Bill Pace
Dixie White
Steed White

1956

John Barnhill, AD
Jack Mitchell, HC
George Barnhardt
Ab Bidwell
Bert Clark
George Cole
Gene Corrotto
Bobby Proctor
Tracy Scott
Dixie White

1955

John Barnhill, AD
Jack Mitchell, HC
George Barnhardt
Ab Bidwell
George Cole
Bobby Proctor
Tracy Scott
Dixie White

1954

John Barnhill, AD
Bowden Wyatt, HC
John Bailey
George Cafego
George Cole
Dick Hitt
LeRoy Pearce
Tracy Scott

1953

John Barnhill, AD
Bowden Wyatt, HC
John Bailey
George Cafego
George Cole
Dick Hitt
LeRoy Pearce
Tracy Scott

1952

John Barnhill, AD
Otis Douglas, HC

George Cole
Bill Ferrell
Charles Gray
Charles Hanks
Dick Humbert
Clyde Van Sickle

1951

John Barnhill, AD
Otis Douglas, HC

1950

John Barnhill, AD
Otis Douglas, HC

1949

John Barnhill, AD/HC
Bill Barnes
H.B. Brackett
George Cole
Charles Gray
Hobart Hooser
Charles McGibbony
Clyde Van Sickle

1948

John Barnhill, AD/HC

1947

John Barnhill, AD/HC

1946

John Barnhill, AD/HC

WAR-TIME AD

George Cole

** 1 game*

*# named head coach
after 1st game*

ALL-TIME COACHING STAFF ROSTER

Deke Adams, 2022-pres.
Wally Ake, 1984-89
Miles Aldridge, 1996-97
Bobby Allen, 1998-2012
Kurt Anderson, 2016-17
Chris Ash, 2013
Jermial Ashley, 2021
John Bailey, 1953-54
Bill Barnes, 1949
George Barnhardt, 1955-57
John Barnhill, 1946-49 (HC);
1946-69 (AD)
Larry Beckman, 1984-89
Larry Beightol, 1980-82
Mike Bender, 1995-97
Buddy Bennett, 1971-72
Raymond Berry, 1970-72
Ab Bidwell, 1955-57
Bret Bielema, 2013-17 (HC)
Kirk Botkin, 2008-09
Dominique Bowman, 2022-pres.
Don Boyce, 1975-76
H.B. Brackett, 1949
Jesse Branch, 1975-85
Don Breaux, 1968-71, 1977-80
Kendal Briles, 2020-pres.
Larry Brinson, 1984-89
Frank Broyles, 1958-76 (HC);
1973-2007 (AD)
Dick Bumpas, 1989
Keith Burns, 1998-99

George Cafego, 1953-54
Steve Caldwell, 2010-12, 2018-19
Louis Campbell, 1990-97, 2006
Sam Carter, 2020-21
Jim Chaney, 2013-14
John Chavis, 2018-19
Kris Cinkovich, 2010-12
Charley Coffey, 1966-70
George Cole, 1949, 1952-57;
1970-72 (AD)
Scott Conley, 1990-92
Jon Cooper, 2020
Ron Cooper, 2018-19
Bob Cope, 1977-80
Pete Cordelli, 1983
Gene Corrotto, 1956-57
Joe Craddock, 2018-19
Jack Crowe, 1989; 1990-92 (HC)
Brad Davis, 2020
Greg Davis, 1992-93
Doug Dickey, 1958-63
Otis Douglas, 1950-52 (HC)
Joe Lee Dunn, 1995
Clifton Ealy, 1998-99, 2003-05
Dan Enos, 2015-17
Frank Falks, 1973-76
Lon Farrell, 1971-72
Rockey Felker, 1993-96
Joe Ferguson, 1997-2000
Bill Ferrell, 1952
Danny Ford, 1993-97 (HC)
Scott Fountain, 2020-pres.
Dustin Fry, 2018-19

Hayden Fry, 1961
Bob Gatling, 1976
Joe Gibbs, 1971-72
Fred Goldsmith, 1984-88
Jim Goodman, 1986-88
Sam Goodwin, 1981-82
Charles Gray, 1949, 1952
Merrill Green, 1958-60
J.B. Grimes, 1989-92
Kennedy Guiton, 2021-pres.
Harvey Hampton, 1983
Charles Hanks, 1952
Vernon Hargreaves, 2015-17
Ken Hatfield, 1984-89 (HC)
Paul Haynes, 2011*-12
Reggie Herring, 2005-07
Fitz Hill, 1992-2000
Roger Hinshaw, 1984-89
Dick Hitt, 1953-54
Lou Holtz, 1977-83 (HC)
Harold Horton, 1968-80
Tim Horton, 2007-12
Hobart Hooser, 1949
Dick Humbert, 1952
Mark Hutson, 1998-99
Hootie Ingram, 1967-69
Kennedy Ingram, 2019
Clay Jennings, 2014-15
Bill Johnson, 1990-91, 2000
Jimmy Johnson, 1973-76
Mervin Johnson, 1962-74
Reggie Johnson, 2008-11
Taver Johnson, 2012-13

Pat Jones, 1975
Cody Kennedy, 2021-pres.
Bill Keopple, 1998-99
Monte Kiffin, 1977-79
Bill Kinard, 1970
Joe Kines, 1991-94
Buddy King, 1993-94
Chris Klenakis, 2010-12
John Konstantinos, 1979-80
Derrick LeBlanc, 2020
David Lee, 1984-88, 2001-02, 07
Bill Lewis, 1973-76
Don Lindsey, 1981-83
Dowell Loggains, 2021-pres.
Barry Lunney Jr., 2013-19
Jim Mackenzie, 1958-65
Johnny Majors, 1964-67
Gus Malzahn, 2006
Mike Markuson, 1998-2007
Wilson Matthews, 1958-67
Garrick McGee, 2008-11
Charles McGibbony, 1949
David Mitchell, 1994-96
Jack Mitchell, 1955-57 (HC)
John Mitchell, 1977-82
Reggie Mitchell, 2016-17
Chad Morris, 2018-19 (HC)
Charley North, 1995-97
Gordon Norwood, 1974
Danny Nutt, 1998-2007
Houston Nutt, 1990-92; 1998-2007 (HC)
Barry Odom, 2020-pres.
Rich Olson, 1981-83

Bill Pace, 1962-66
Charlie Partridge, 2013
Joe Pate, 1990-96
Kevin Peoples, 2011*-12
Bobby Petrino, 2008-11 (HC)
Paul Petrino, 2008-09; 2011*-12
LeRoy Pearce, 1953-54
Sam Pittman, 2013-15,
2020-pres. (HC)
Bobby Proctor, 1955-56
George Pugh, 2001-02
Jerry Pullen, 1990
Bo Rein, 1975
Paul Rhoads, 2016-17
Rion Rhoades, 2020
Willy Robinson, 2008-11
Tracy Rocker, 2003-07
Kacy Rodgers, 2002
Ken Rucker, 1990-92
Michael Scherer, 2021-pres.
John Scott Jr., 2017-18
Tracy Scott, 1953-56
Rory Segrest, 2014-16
Randy Shannon, 2013-14
Bob Shaw, 1982-83
James Shiblest, 2000-07
Jemal Singleton, 2015
Gordon Smith, 1966-67
Jimmy Smith, 2021-pres.
John L. Smith, 2008-11; 2012 (HC)
Mark Smith, 2018-19
Michael Smith, 2013-17
Robb Smith, 2014-16

Scott Smith, 1993
Kay Stephenson, 1997
Justin Stepp, 2018-20
Jim Strong, 1983
Mike Summers, 2008-09
Barry Switzer, 1964-65
Joel Thomas, 2013-14
John Thompson, 2000-01
Mike Tolleson, 1983
Jeff Traylor, 2018-19
Bob Trott, 1984-89
Don Trull, 1973
Ken Turner, 1972-88
Fred von Appen, 1981
Larry Van Der Heyden, 1993-94
Clyde Van Sickle, 1949, 1952
Chris Vaughn, 2000-05, 2007
Chad Walker, 2017
Jim Washburn, 1994-97
Lorenzo Ward, 2008
Charlie Weatherbie, 1990-91
Dixie White, 1955-61
Steed White, 1957-63
Richard Williamson, 1972-74
Richard Wilson, 1989
Dennis Winston, 1997
Roy Wittke, 2003-05
Dave Wommack, 2001-04
Alex Wood, 2006-07
Bowden Wyatt, 1953-54 (HC)

**Joined staff prior to Cotton Bowl
at end of 2011 season*



ALL-TIME OVERALL RECORDS

YEAR	ALL GAMES				CONFERENCE GAMES				BOWL	HEAD COACH
	W	L	T	PCT.	W	L	T	PCT.		
1894	2	1	0	.667						John C. Futrall
1895	1	0	0	1.000						John C. Futrall
1896	2	1	0	.667						John C. Futrall
1897	2	0	1	.833						B.N. Wilson
1898	2	1	0	.667						B.N. Wilson
1899	3	1	1	.700						Colbert Searles
1900	2	1	1	.625						Colbert Searles
1901	3	5	0	.375						Charles Thomas
1902	6	3	0	.667						Charles Thomas
1903	3	4	0	.429						D.A. McDaniel
1904	4	3	0	.571						A.D. Brown
1905	2	6	0	.250						A.D. Brown
1906	2	4	2	.375						F.C. Longman
1907	3	4	1	.438						F.C. Longman
1908	5	4	0	.556						Hugo Bezdek
1909	7	0	0	1.000						Hugo Bezdek
1910	7	1	0	.875						Hugo Bezdek
1911	6	2	1	.722						Hugo Bezdek
1912	4	6	0	.400						Hugo Bezdek
1913	7	2	0	.778						E.T. Pickering
1914	4	5	0	.444						E.T. Pickering
Southwest conference play begins										
1915	4	2	1	.643	1	1	0	.500	T2	T.T. McConnell
1916	4	4	0	.500	0	2	0	.000	T5	T.T. McConnell
1917	5	1	1	.786	0	1	1	.250	6	Norman Paine
1918	3	2	0	.600	0	1	0	.000	T6	Norman Paine
1919	3	4	0	.429	1	2	0	.333	5	J.B. Craig
1920	3	2	2	.571	2	0	1	.833	2	G.W. McLaren
1921	5	3	1	.611	2	1	0	.667	3	G.W. McLaren
1922	5	4	0	.556	1	3	0	.250	6	Francis Schmidt
1923	6	2	1	.722	2	2	0	.500	T4	Francis Schmidt
1924	7	2	1	.750	1	2	1	.375	7	Francis Schmidt
1925	4	4	1	.500	2	2	1	.500	T4	Francis Schmidt
1926	5	5	0	.500	2	2	0	.500	T3	Francis Schmidt
1927	8	1	0	.889	3	1	0	.750	3	Francis Schmidt
1928	7	2	0	.788	3	1	0	.750	2	Francis Schmidt
1929	7	2	0	.778	3	2	0	.600	3	Fred Thomsen
1930	3	6	0	.333	2	2	0	.500	5	Fred Thomsen
1931	3	5	1	.389	0	4	0	.000	7	Fred Thomsen
1932	1	6	2	.222	1	4	0	.200	7	Fred Thomsen
1933	7	3	1	.682	4	1	0	.800	1*	Dixie
1934	4	4	2	.500	2	3	1	.417	5	Fred Thomsen
1935	4	5	1	.450	2	4	0	.333	5	Fred Thomsen
1936	7	3	0	.700	5	1	0	.833	1	Fred Thomsen
1937	6	2	2	.700	3	2	1	.583	3	Fred Thomsen
1938	2	7	1	.250	1	5	0	.167	T6	Fred Thomsen
1939	4	5	1	.450	2	3	1	.417	5	Fred Thomsen
1940	4	6	0	.400	1	5	0	.167	6	Fred Thomsen
1941	3	7	0	.300	0	6	0	.000	7	Fred Thomsen
1942	3	7	0	.300	0	6	0	.000	7	George Cole
1943	2	7	0	.200	1	4	0	.200	T5	John Tomlin
1944	5	5	1	.500	2	2	1	.500	3	Glen Rose
1945	3	7	0	.300	1	5	0	.167	7	Glen Rose
1946	6	3	1	.650	5	1	0	.833	T1	Cotton
1947	6	4	1	.590	1	4	1	.250	T5	Dixie
1948	5	5	0	.500	2	4	0	.333	5	John Barnhill
1949	5	5	0	.500	2	4	0	.333	6	John Barnhill
1950	2	8	0	.200	1	5	0	.167	7	Otis Douglas
1951	5	5	0	.500	2	4	0	.333	6	Otis Douglas
1952	2	8	0	.200	1	5	0	.167	7	Otis Douglas
1953	3	7	0	.300	2	4	0	.333	5	Bowden Wyatt
1954	8	3	0	.727	5	1	0	.833	1	Cotton
1955	5	4	1	.550	3	2	1	.583	4	Jack Mitchell
1956	6	4	0	.600	3	3	0	.500	4	Jack Mitchell
1957	6	4	0	.600	2	4	0	.333	T5	Jack Mitchell

YEAR	ALL GAMES				CONFERENCE GAMES				BOWL	HEAD COACH
	W	L	T	PCT.	W	L	T	PCT.		
1958	4	6	0	.400	2	4	0	.333	T5	Frank Broyles
1959	9	2	0	.818	5	1	0	.833	T1	Frank Broyles
1960	8	3	0	.727	6	1	0	.857	1	Cotton
1961	8	3	0	.727	6	1	0	.857	T1	Sugar
1962	9	2	0	.818	6	1	0	.857	2	Sugar
1963	5	5	0	.500	3	4	0	.429	4	Frank Broyles
1964	11	0	0	1.000	7	0	0	1.000	1	Cotton/National Champions
1965	10	1	0	.909	7	0	0	1.000	1	Cotton
1966	8	2	0	.800	5	2	0	.714	T2	Frank Broyles
1967	4	5	1	.450	3	3	1	.500	5	Frank Broyles
1968	10	1	0	.909	6	1	0	.857	T1	Sugar
1969	9	2	0	.818	6	1	0	.857	2	Sugar
1970	9	2	0	.818	6	1	0	.857	2	Frank Broyles
1971	8	3	1	.708	5	1	1	.786	2	Liberty
1972	6	5	0	.546	3	4	0	.429	T4	Frank Broyles
1973	5	5	1	.500	3	3	1	.500	T4	Frank Broyles
1974	6	4	1	.591	3	3	1	.500	T4	Frank Broyles
1975	10	2	0	.833	6	1	0	.859	T1	Cotton
1976	5	5	1	.500	3	4	1	.438	6	Frank Broyles
1977	11	1	0	.917	7	1	0	.875	2	Orange
1978	9	2	1	.792	6	2	0	.750	T2	Fiesta
1979	10	2	0	.833	7	1	0	.875	T1	Sugar
1980	7	5	0	.583	3	5	0	.375	T6	Hall of Fame
1981	8	4	0	.667	5	3	0	.625	4	Gator
1982	9	2	1	.792	5	2	1	.688	3	Bluebonnet
1983	6	5	0	.546	4	4	0	.500	5	Lou Holtz
1984	7	4	1	.636	5	3	0	.625	T3	Liberty
1985	10	2	0	.833	6	2	0	.750	T2	Holiday
1986	9	3	0	.750	6	2	0	.750	T2	Orange
1987	9	4	0	.692	5	2	0	.714	T2	Liberty
1988	10	2	0	.833	7	0	0	1.000	1	Cotton
1989	10	2	0	.833	7	1	0	.875	1	Cotton
1990	3	8	0	.273	1	7	0	.125	7	Jack Crowe
1991	6	6	0	.600	5	3	0	.625	T2	Independence
Southeastern conference play begins										
1992	3	7	1	.318	3	4	1	.438	4 West	Jack Crowe/Joe Kines
1993	6	4	1	.591	4	3	1	.438	T2 West	Danny Ford
1994	4	7	0	.364	2	6	0	.250	T4 West	Danny Ford
1995	8	5	0	.615	6	2	0	.750	1 West	CarQuest
1996	4	7	0	.363	2	6	0	.250	5 West	Danny Ford
1997	4	7	0	.363	2	6	0	.250	5 West	Danny Ford
1998	9	3	0	.750	6	2	0	.750	T1 West	Citrus
1999	8	4	0	.667	4	4	0	.500	T3 West	Cotton
2000	6	6	0	.500	3	5	0	.375	T5 West	Las Vegas
2001	7	5	0	.583	4	4	0	.500	T3 West	Cotton
2002	9	5	0	.643	5	3	0	.625	T1 West	Music City
2003	9	4	0	.692	4	4	0	.500	4 West	Independence
2004	5	6	0	.455	3	5	0	.375	T3 West	Houston Nutt
2005	4	7	0	.364	2	6	0	.250	4 West	Houston Nutt
2006	10	4	0	.714	7	1	0	.875	1 West	Capital One
2007	8	5	0	.615	4	4	0	.500	T3 West	Cotton
2008	5	7	0	.416	2	6	0	.250	T4 West	Bobby Petrino
2009	8	5	0	.615	3	5	0	.375	T4 West	Liberty
2010	10	3	0	.769	6	2	0	.750	T2 West	Sugar
2011	11	2	0	.846	6	2	0	.750	3 West	Cotton
2012	4	8	0	.333	2	6	0	.250	6 West	John L. Smith
2013	3	9	0	.250	0	8	0	.000	7 West	Bret Bielema
2014	7	6	0	.538	2	6	0	.250	7 West	Texas
2015	8	5	0	.615	5	3	0	.625	T3 West	Liberty
2016	7	6	0	.538	3	5	0	.375	T5 West	Belk
2017	4	8	0	.333	1	7	0	.125	7 West	Bret Bielema
2018	2	10	0	.167	0	8	0	.000	7 West	Chad Morris
2019	2	10	0	.167	0	8	0	.000	7 West	Chad Morris/Barry Lunney Jr.
2020	3	7	0	.300	3	7	0	.300	5 West	Texas (Canceled)
2021	9	4	0	.682	4	4	0	.500	T3 West	Outback



ALL-TIME OVERALL RECORDS

ARKANSAS ALL-TIME COACHING RECORDS

Coach	Tenure (Seasons)	Conference W-L-T (Pct.)	Overall W-L-T (Pct.)	Bowls
John C. Futrall.....	1894-96 (3)		5-2-0 (.714)	-
B.N. Wilson.....	1897-98 (2)		4-1-1 (.750)	-
Colbert Searles.....	1899-1900 (2)		5-2-2 (.667)	-
Charles Thomas.....	1901-02 (2)		9-8-0 (.529)	-
D.A. McDaniel.....	1903 (1)		3-4-0 (.429)	-
A.D. Brown.....	1904-05 (2)		6-9-0 (.400)	-
F.C. Longman.....	1906-07 (2)		5-8-3 (.406)	-
Hugo Bezdek.....	1908-12 (5)		29-13-1 (.686)	-
E.T. Pickering.....	1913-14 (2)		11-7-0 (.611)	-
T.T. McConnell.....	1915-16 (2)	1-3-0 (.250)	8-6-1 (.567)	-
Norman Paine.....	1917-18 (2)	0-2-1 (.167)	8-3-1 (.708)	-
J.B. Craig.....	1919 (1)	1-2-0 (.333)	3-4-0 (.429)	-
G.W. McLaren.....	1920-21 (2)	4-1-1 (.750)	8-5-3 (.594)	-
Francis Schmidt.....	1922-28 (7)	14-13-2 (.517)	42-20-3 (.669)	-
Fred Thomsen.....	1929-41 (13)	26-42-3 (.387)	56-61-10 (.480)	1
George Cole.....	1942 (1)	0-6-0 (.000)	3-7-0 (.300)	-
John Tomlin.....	1943 (1)	1-4-0 (.200)	2-7-0 (.222)	-
Glen Rose.....	1944-45 (2)	3-7-1 (.318)	8-12-1 (.405)	-
John Barnhill.....	1946-49 (4)	10-13-1 (.438)	22-17-3 (.560)	2
Otis Douglas.....	1950-52 (3)	4-14-0 (.222)	9-21-0 (.300)	-
Bowden Wyatt.....	1953-54 (2)	7-5-0 (.583)	11-10-0 (.524)	1
Jack Mitchell.....	1955-57 (3)	8-9-1 (.472)	17-12-1 (.583)	-
Frank Broyles.....	1958-76 (19)	91-36-5 (.708)	144-58-5 (.708)	10
Lou Holtz.....	1977-83 (7)	37-18-1 (.670)	60-21-2 (.735)	6
Ken Hatfield.....	1984-89 (6)	36-10-0 (.783)	55-17-1 (.760)	6
Jack Crowe [^]	1990-91 (2+)	6-10-0 (.375)	9-15-0 (.375)	1
Joe Kines [#]	1992 (1)	3-4-1 (.438)	3-6-1 (.350)	-
Danny Ford.....	1993-97 (5)	16-23-1 (.413)	26-30-1 (.465)	1
Houston Nutt.....	1998-2007 (10)	42-38-0 (.525)	75-48-0 (.610)	8
Reggie Herring [*]	2007		0-1-0 (.000)	-
Bobby Petrino.....	2008-11 (4)	17-15-0 (.531)	34-17-0 (.667)	3
John L. Smith.....	2012 (1)	2-6-0 (.250)	4-8-0 (.333)	-
Bret Bielema.....	2013-17 (5)	11-29 (.275)	29-34 (.460)	3
Chad Morris.....	2018-19 (1+)	0-14 (.000)	4-18 (.182)	-
Barry Lunney Jr. ^{**}	2019	0-2 (.000)	0-2 (.000)	-
Sam Pittman.....	2020-21	7-11 (.389)	12-11 (.522)	1
TOTALS	1894-2021 (128)	347-337-18 (.507)	729-525-40 (.579)	43

[^] Including first game of 1992 season; [#] Interim head coach after first game of the season; ^{*} Reggie Herring served as interim head coach during the 2008 Cotton Bowl; ^{**} Lunney served as the interim head coach for the final two games of 2019 season



KEN HATFIELD posted an Arkansas-record .760 winning percentage and averaged more than nine wins per year from 1984-89. He led the Razorbacks to a bowl game all six seasons.

SUPERLATIVES

SEASONS

19	Frank Broyles.....	1958-76
13	Fred Thomsen.....	1929-41
10	Houston Nutt.....	1998-2007
7	Francis Schmidt.....	1922-28
7	Lou Holtz.....	1977-83
6	Ken Hatfield.....	1984-89
5	Hugo Bezdek.....	1908-12
5	Bret Bielema.....	2013-17
5	Danny Ford.....	1993-97

WINS

144	Frank Broyles.....	144-58-5 [.708]
75	Houston Nutt.....	75-48-0 [.610]
60	Lou Holtz.....	60-21-2 [.735]
56	Fred Thomsen.....	56-61-10 [.480]
55	Ken Hatfield.....	55-17-1 [.760]
42	Francis Schmidt.....	42-20-3 [.669]

WINNING PERCENTAGE (MIN. 4 SEASONS)

.760	Ken Hatfield.....	55-17-1, 6 seasons
.735	Lou Holtz.....	60-21-2, 7 seasons
.708	Frank Broyles.....	144-58-5, 19 seasons
.686	Hugo Bezdek.....	29-13-1, 5 seasons
.669	Francis Schmidt.....	42-20-3, 7 seasons
.667	Bobby Petrino.....	34-17-0, 4 seasons

BOWLS

10	Frank Broyles.....	19 seasons
8	Houston Nutt.....	10 seasons
6	Lou Holtz.....	7 seasons
6	Ken Hatfield.....	6 seasons
3	Bret Bielema.....	5 seasons
3	Bobby Petrino.....	4 seasons



In 19 seasons, **FRANK BROYLES** amassed a record of 144-58-5, seven SWC titles, 10 bowl bids, 20 All-Americans and 88 All-SWC selections.



SEASON-BY-SEASON RESULTS

NOTES: Home games in ALL CAPS. Rankings at time of game, beginning in 1936, are from The Associated Press. College Football Playoff Rankings during the second half of the regular season for the 2014, 2015 and 2016 seasons.



JOHN C. FUTRALL

3 seasons | 1894-96
5-2

John C. Futrall served as both manager and head coach of the Arkansas football program during its first three years of existence. For the next 16 years, Futrall served as the team's manager, chairman of the school's athletic committee, or both.

1894 • (2-1)

Captain: Wright Lindsey

DATE	OPPONENT	UA/OPP RK	TV	W L T	UA	OPP
Oct. 13	FORT SMITH (ARK.) HS			W	42	0
Oct. 27	FORT SMITH (ARK.) HS			W	38	0
Nov. 22	at Texas			L	0	54

1895 • (1-0)

Captain: Herbert Fishback

DATE	OPPONENT	UA/OPP RK	TV	W L T	UA	OPP
Oct. 12	FORT SMITH (ARK.) HS			W	30	0

1896 • (2-1)

Captain: Herbert Fishback

DATE	OPPONENT	UA/OPP RK	TV	W L T	UA	OPP
Oct. 3	FORT SMITH (ARK.) HS			W	10	0
Oct. 10	at Fort Smith (Ark.) HS			W	6	2
Oct. 24	at Drury			L	0	34



B.N. WILSON

2 seasons | 1897-98
4-1-1

The second head coach in the history of Arkansas football, B.N. Wilson guided his teams to two wins in three games in each of his two seasons at the helm.

1897 • (2-0-1)

Captain: Herbert Fishback

DATE	OPPONENT	UA/OPP RK	TV	W L T	UA	OPP
Nov. 6	FORT SMITH (ARK.) HS			W	12	0
Nov. 20	at Drury			T	6	6
Nov. 25	at Ouachita Baptist			W	24	0

1898 • (2-1)

Captain: Edward Martin

DATE	OPPONENT	UA/OPP RK	TV	W L T	UA	OPP
Oct. 22	DRURY			W	17	0
Nov. 5	at Drury			W	12	6
Nov. 19	at Fort Scott (Kan.) HS			L	8	36



COLBERT SEARLES

2 seasons | 1899-1900
5-2-2

Colbert Searles directed the Arkansas football program to a 5-2-2 record over a two-year span that included just six different opponents.

1899 • (3-1-1)

Captain: Chester Sloan

DATE	OPPONENT	UA/OPP RK	TV	W L T	UA	OPP
Oct. 14	DRURY			W	10	0
Oct. 28	TULSA			W	11	0
Nov. 3	at Tulsa			T	0	0
Nov. 4	at Oklahoma#			L	5	11
Nov. 18	JOPLIN (MO.) HS			W	11	10

Shamsee, Okla.

1900 • (2-1-1)

Captain: Ashton Vincenheller

DATE	OPPONENT	UA/OPP RK	TV	W L T	UA	OPP
Oct. 27	WEBB CITY (MO.) HS			W	15	0
Nov. 3	at Joplin (Mo.) HS			T	6	6
Nov. 10	PIERCE CITY (MO.)			W	10	0
Nov. 24	at Drury			L	5	17



CHARLES THOMAS

2 seasons | 1901-02
9-8

Though the schedules still included several high school foes, Charles Thomas' two seasons at the helm of the UA football program were marked by the beginning of the LSU series in 1901 and a 6-3 record in 1902 – his second and final season.

1901 • (3-5)

Captain: Fred Brown

DATE	OPPONENT	UA/OPP RK	TV	W L T	UA	OPP
Oct. 12	PIERCE CITY (MO.)			L	0	5
Oct. 19	DRURY			W	22	0
Oct. 26	FORT SCOTT (KAN.) HS			L	6	17
Nov. 2	at Little Rock (Ark.) HS			L	0	5
Nov. 9	TULSA			W	48	0
Nov. 16	KANSAS CITY MEDICS			L	6	10
Nov. 22	at LSU			L	0	15
Nov. 23	at Louisiana Tech			W	16	0

1902 • (6-3)

Captain: Lemuel Bryan

DATE	OPPONENT	UA/OPP RK	TV	W L T	UA	OPP
Oct. 4	at Neosho (Mo.) HS			W	6	0
Oct. 11	at Kingfisher (Okla.)			W	15	6
Oct. 13	at Oklahoma			L	0	28
Oct. 22	at Tulsa			W	33	0
Nov. 1	TAHLEQUAH SEMINARY			W	50	0
Nov. 8	at State College of Mo.			L	5	15
Nov. 10	at Pierce City (Mo.)			L	2	24
Nov. 17	FORT SCOTT (KAN.) HS			W	16	0
Nov. 27	MISSOURI-ROLLA			W	11	0



D.A. McDANIEL

1 season | 1903
3-4

While Arkansas managed just three wins in its only season under D.A. McDaniel, one of those victories was its first over Oklahoma – a 12-0 win over the Sooners in Fayetteville in the season finale.

1903 • (3-4)

Captain: Henry Ragland

DATE	OPPONENT	UA/OPP RK	TV	W L T	UA	OPP
Oct. 10	ST. COLLEGE OF MO.			L	5	10
Oct. 16	at Missouri-Rolla			L	6	17
Oct. 17	at Drury			W	10	6
Oct. 30	at Texas			L	0	15
Oct. 31	at Texas ASM			L	0	6
Nov. 7	FORT SMITH (ARK.) HS			W	17	9
Nov. 21	OKLAHOMA			W	12	0



A.D. BROWN

2 seasons | 1904-05
6-9

After a 4-3 record in its initial campaign under A.D. Brown, Arkansas managed just two wins in the second and final season of his tenure.

1904 • (4-3)

Captain: Jess Moore

DATE	OPPONENT	UA/OPP RK	TV	W L T	UA	OPP
Oct. 15	DRURY			L	0	12
Oct. 22	FORT SCOTT (KAN.) HS			W	22	0
Nov. 4	at Dallas Medics			L	0	5
Nov. 5	at Baylor			L	6	17
Nov. 12	WICHITA STATE			W	12	6
Nov. 19	at Fort Smith (Ark.) HS			W	11	5
Nov. 26	MISSOURI-ROLLA			W	11	10

1905 • (2-6)

Captain: William Jett

DATE	OPPONENT	UA/OPP RK	TV	W L T	UA	OPP
Oct. 7	KANSAS			L	0	6
Oct. 14	at Washington (Mo.)			L	0	6
Oct. 16	at Drury			L	0	12
Oct. 26	CHILCOCK (KAN.)			W	6	0
Oct. 31	TEXAS			L	0	4
Nov. 12	TRANSYLVANIA			L	0	6
Nov. 17	at Missouri-Rolla			L	0	16
Nov. 30	KANSAS CITY MEDICS			W	26	0



F.C. LONGMAN

2 seasons | 1906-07
5-8-3

F.C. Longman was the final faculty member to serve as the football program's volunteer coach. Though the Cardinals suffered five shutouts during his tenure, they also earned a shutout win at Tulane and began Arkansas' series with Tennessee during the 1907 season.

1906 • (2-4-2)

Captain: John S. Wood

DATE	OPPONENT	UA/OPP RK	TV	W L T	UA	OPP
Sept. 29	CHILCOCK (KAN.)			L	0	6
Oct. 8	DRURY			T	0	0
Oct. 13	at Kansas			L	5	37
Oct. 30	TEXAS			L	0	11
Nov. 6	SE MISSOURI ST.+			W	12	0
Nov. 10	at Missouri			L	0	11
Nov. 24	at Tulane			W	22	0
Nov. 30	at LSU			T	6	6

+ Little Rock, Ark.

1907 • (3-4-1)

Captain: Clinton Milford

DATE	OPPONENT	UA/OPP RK	TV	W L T	UA	OPP
Oct. 5	HASKELL INDIAN NATIONS			T	0	0
Oct. 12	DRURY			W	23	0
Oct. 19	at Drury			W	17	6
Oct. 26	at Saint Louis			L	6	42
Nov. 2	TEXAS			L	6	26
Nov. 9	LSU+			L	12	17
Nov. 16	vs. Tennessee#			L	2	14
Nov. 23	MISSOURI-ROLLA			W	7	5

+ Little Rock, Ark.

Memphis, Tenn.



SEASON-BY-SEASON RESULTS



HUGO BEZDEK

5 seasons | 1908-12
29-13-1

The first full-time, paid coach in Arkansas football history, Hugo Bezdek guided the Cardinals to a 5-4 campaign in his first season. In 1909 he led UA to what is widely regarded as the program's breakthrough season – a 7-0-0 campaign during which Arkansas outscored its foes 186-18. Upon the team's return from a win over LSU in Memphis, Tenn., that season, Bezdek told students his team had played "like a wild band of razorback hogs." The students liked the nickname and officially adopted it prior to the 1910 season.

1908 • (5-4)

Captain: Willis Nelson

DATE	OPPONENT	UA/OPP RK	TV	W L T	UA OPP
Oct. 3	HASKELL INDIAN NATIONS			W	6 0
Oct. 10	OLE MISS			W	33 0
Oct. 17	at Saint Louis			L	0 24
Oct. 24	HENDERSON (ARK.) ST.			W	51 0
Oct. 31	at Oklahoma			L	5 27
Nov. 7	at Texas			L	0 21
Nov. 14	PITTSBURG (KAN.) ST.			W	42 12
Nov. 21	OUACHITA BAPTIST			W	73 0
Nov. 26	LSU*			L	4 36

* Little Rock, Ark.

1909 • (7-0)

Captain: Stanley Phillip

DATE	OPPONENT	UA/OPP RK	TV	W L T	UA OPP
Oct. 2	HENDERSON (ARK.) ST.			W	24 0
Oct. 16	at Drury			W	12 6
Oct. 23	(3) FAIRMOUNT			W	22 6
Oct. 30	OKLAHOMA			W	21 6
Nov. 13	vs. LSU#			W	16 0
Nov. 15	at Ouachita Baptist			W	55 0
Nov. 25	WASHINGTON (MO.)*			W	34 0

* Little Rock, Ark.

Memphis, Tenn.

1910 • (7-1)

Captain: Steve Creekmore

DATE	OPPONENT	UA/OPP RK	TV	W L T	UA OPP
Oct. 1	DRURY			W	33 0
Oct. 9	HENDERSON (ARK.) ST.			W	63 0
Oct. 15	KANSAS STATE			L	0 5
Oct. 22	SOUTHWESTERN (TEX.)			W	13 12
Oct. 29	TEXAS A&M			W	5 0
Nov. 5	at Washington (Mo.)			W	50 0
Nov. 15	MISSOURI-ROLLA			W	6 2
Nov. 24	LSU*			W	51 0

* Little Rock, Ark.

1911 • (6-2-1)

Captain: Dan Estes

DATE	OPPONENT	UA/OPP RK	TV	W L T	UA OPP
Sept. 30	MISSOURI STATE			W	100 0
Oct. 7	DRURY			W	65 5
Oct. 14	HENDRIX			W	45 0
Oct. 21	at Texas			L	0 12
Oct. 28	at Southwestern (Texas)			T	0 0
Nov. 4	vs. Missouri-Rolla*			W	44 3
Nov. 11	at Kansas State#			L	0 3
Nov. 18	at Washington (Mo.)			W	3 0
Nov. 23	LSU*			W	11 0

* Little Rock, Ark.

Kansas City, Mo.

* Joplin, Mo.

1912 • (4-6)

Captain: Percy Hinton

DATE	OPPONENT	UA/OPP RK	TV	W L T	UA OPP
Sept. 28	HENDERSON (ARK.) ST.			W	39 6
Oct. 5	HENDRIX			W	52 0
Oct. 12	OKLAHOMA STATE			L	7 13
Oct. 18	vs. Texas A&M#			L	0 27
Oct. 19	at Baylor			L	0 7
Oct. 26	SOUTHWESTERN (TEX.)			W	25 0
Nov. 2	at Wisconsin			L	7 64
Nov. 9	LSU*			L	6 7
Nov. 16	at Washington (Mo.)			W	13 7
Nov. 21	at Texas			L	0 48

* Little Rock, Ark.

Dallas, Texas



E.T. PICKERING

2 seasons | 1913-14
11-7

After beginning his tenure 5-0 en route to a 7-2-0 debut season, E.T. Pickering's second and final season at the helm of the UA program is best known for a contest against Ole Miss that is still disputed more than a century later. Arkansas claims a 1-0 forfeit victory due to the Rebels' use of an ineligible player; Ole Miss denies the allegation and claims a 13-7 win on the field. The dispute led to the suspension of the series until 1924.

1913 • (7-2)

Captain: Russell May

DATE	OPPONENT	UA/OPP RK	TV	W L T	UA OPP
Oct. 3	HENDERSON (ARK.) ST.			W	3 0
Oct. 11	HENDRIX			W	26 0
Oct. 18	OKLAHOMA STATE			W	3 0
Oct. 25	BAYLOR			W	34 0
Nov. 1	AUSTIN*			W	26 7
Nov. 8	vs. LSU#			L	7 12
Nov. 15	OLE MISS*			L	10 21
Nov. 17	at Ouachita Baptist			W	14 3
Nov. 27	at Tulane			W	14 0

* Little Rock, Ark.

Shreveport, La.

* Fort Smith, Ark.

1914 • (4-5)

Captain: James Rudd

DATE	OPPONENT	UA/OPP RK	TV	W L T	UA OPP
Oct. 3	HENDRIX			W	13 7
Oct. 10	OUACHITA BAPTIST			L	9 15
Oct. 17	SAINT LOUIS			W	26 0
Oct. 24	MISSOURI-ROLLA			L	0 44
Oct. 31	OKLAHOMA SATTE			L	0 46
Nov. 7	vs. LSU#			W	20 12
Nov. 14	OLE MISS*			W	1 0
Nov. 21	at Oklahoma*			L	7 35
Nov. 28	at Drury			L	7 28

* Little Rock, Ark.

Shreveport, La.

* Oklahoma City, Okla.

- Arkansas victory by forfeit



T.T. McCONNELL

2 seasons | 1915-16
8-6-1

The beginning of T.T. McConnell's tenure as head coach at Arkansas coincided with the inaugural season of Southwest Conference football. After a 4-2-1 debut in 1915 and four consecutive wins to open the 1916 season, McConnell's tenure culminated with consecutive losses to LSU, Texas, Oklahoma and Mississippi State.

ARKANSAS BEGINS SOUTHWEST CONFERENCE PLAY

1915 • (4-2-1, 1-1 SWC - T-3rd)

Captain: James Rudd

DATE	OPPONENT	UA/OPP RK	TV	W L T	UA OPP
Oct. 2	HENDRIX			W	41 0
Oct. 9	OUACHITA BAPTIST			W	13 9
Oct. 16	OKLAHOMA STATE**			W	14 9
Oct. 30	at Saint Louis			T	0 0
Nov. 6	vs. LSU#			L	7 13
Nov. 14	OKLAHOMA*			L	0 24
Nov. 20	MISSOURI-ROLLA			W	46 0

* Southwest Conference game

Shreveport, La.

* Fort Smith, Ark.

1916 • (4-4, 0-2 SWC - T-5th)

Captain: Chris Reichardt

DATE	OPPONENT	UA/OPP RK	TV	W L T	UA OPP
Sept. 30	PITTSBURG (KAN.) ST.			W	34 20
Oct. 7	HENDRIX			W	58 0
Oct. 14	EASTERN OKLAHOMA STATE			W	82 0
Oct. 21	MISSOURI-ROLLA			W	60 0
Nov. 4	vs. LSU#			L	7 17
Nov. 18	at Texas*			L	0 52
Nov. 23	OKLAHOMA**			L	13 14
Nov. 25	vs. Mississippi State#			L	7 20

* Southwest Conference game

Shreveport, La.

* Fort Smith, Ark.

& Memphis, Tenn.



NORMAN PAINE

2 seasons | 1917-18
8-3-1

Only a loss at Texas in the season finale prevented Norman Paine from an undefeated record in his first season, which began with five consecutive wins. His 1917 win over LSU was Arkansas' only victory against the Tigers in six games from 1915 to 1921. After playing the Sooners to a scoreless tie in 1917, Paine's 1918 team suffered the worst defeat in school history – a 103-0 loss at Oklahoma.

1917 • (5-1-1, 0-1 SWC - 6th)

Captain: Gene Davidson

DATE	OPPONENT	UA/OPP RK	TV	W L T	UA OPP
Oct. 6	CENTRAL MISSOURI ST.			W	34 0
Oct. 13	HENDRIX			W	19 0
Oct. 20	MISSOURI-ROLLA			W	32 0
Oct. 27	TULSA			W	19 7
Nov. 3	vs. LSU#			W	14 0
Nov. 10	OKLAHOMA**			T	0 0
Nov. 17	at Texas*			L	0 20

* Southwest Conference game

Shreveport, La.

* Fort Smith, Ark.

1918 • (3-2, 0-1 SWC - T-6th)

Captain: Paul Gold

DATE	OPPONENT	UA/OPP RK	TV	W L T	UA OPP
Sept. 28	CAMP PIKE			L	0 6
Oct. 5	MISSOURI-ROLLA			W	6 0
Oct. 19	at Oklahoma*			L	0 103
Oct. 26	TULSA			W	23 6
Nov. 2	at Missouri State			W	12 6

* Southwest Conference game



J.B. CRAIG

1 season | 1919
3-4

Although J.B. Craig's only season included a lopsided 63-7 loss to Tulsa (then known as Henry Kendall), it concluded with a 7-6 win over Oklahoma in the Razorbacks' most recent home meeting with the Sooners. The win avenged the 103-0 loss in Norman, Okla., the year before.

1919 • (3-4, 1-2 SWC - 5th)

Captain: James Coleman

DATE	OPPONENT	UA/OPP RK	TV	W L T	UA OPP
Oct. 11	HENDRIX			W	7 0
Oct. 18	MISSOURI-ROLLA			W	20 0
Oct. 25	vs. LSU#			L	0 20
Nov. 1	TULSA			L	7 63
Nov. 8	at Texas*			L	7 35
Nov. 15	OKLAHOMA**			W	7 6
Nov. 22	at Rice*			L	7 40

* Southwest Conference game

Shreveport, La.



SEASON-BY-SEASON RESULTS



G.W. McLaren

2 seasons | 1920-21
8-5-3

G.W. McLaren's Razorback teams yielded just 19 points in the six Southwest Conference games during his two-year tenure. His inaugural Arkansas team in 1920 shut out SWC foes SMU, Phillips and Rice en route to a 2-0-1 league mark. Because the SWC did not count ties toward winning percentage until 1925, the 1920 team is credited with a 1.000 league winning percentage but was not credited with a share of the league title won by Texas with a 5-0 conference mark.

1920 • (3-2-2, 2-0-1 SWC - T-1st)

Captain: J. Tate McGill

DATE	OPPONENT	UA/OPP RK	TV	W L T	UA OPP
Oct. 9	HENDRIX			T.....0 0	
Oct. 16	TCU			L.....2 19	
Oct. 23	at SMU*			W.....6 0	
Oct. 30	MISSOURI-ROLLA			W.....14 0	
Nov. 6	vs. LSU#			L.....0 3	
Nov. 13	at Phillips*			W.....20 0	
Nov. 20	at Rice*			T.....0 0	

* Southwest Conference game

Shreveport, La.

1921 • (5-3-1, 2-1 SWC - 3rd)

Captain: Ben Winkelman

DATE	OPPONENT	UA/OPP RK	TV	W L T	UA OPP
Oct. 1	HENDRIX			W.....28 0	
Oct. 8	DRURY			W.....40 0	
Oct. 15	vs. Ouachita Baptist*			W.....28 0	
Oct. 22	at Oklahoma State*			L.....0 7	
Oct. 29	SMU**			W.....14 0	
Nov. 5	vs. LSU#			L.....7 10	
Nov. 12	PHILLIPS			T.....0 0	
Nov. 19	BAYLOR*			W.....13 12	
Nov. 24	at TCU			L.....14 19	

* Southwest Conference game

Little Rock, Ark.

Shreveport, La.

* Fort Smith, Ark.



FRANCIS SCHMIDT

7 seasons | 1922-28
42-20-3

Led by George Cole, Glen Rose and Wear Schoonover, Francis Schmidt's 1927 Razorback team won a then-school-record eight games. After guiding the Hogs to a 7-2 campaign in 1928, Schmidt left UA to take over the TCU program.

1922 • (5-4, 1-3 SWC - 6th)

Captain: Clarence Smith

DATE	OPPONENT	UA/OPP RK	TV	W L T	UA OPP
Sept. 30	HENDRIX			W.....39 0	
Oct. 7	DRURY			W.....22 0	
Oct. 14	vs. Ouachita Baptist*			L.....7 13	
Oct. 21	at Baylor*			L.....13 60	
Oct. 28	vs. LSU#			W.....40 6	
Nov. 4	TULSA*			W.....1 0	
Nov. 11	at Rice*			L.....7 31	
Nov. 18	SMU (HC)*			W.....9 0	
Nov. 30	OKLAHOMA STATE**			L.....0 13	

* Southwest Conference game

Little Rock, Ark.

Shreveport, La.

* Fort Smith, Ark.

* Arkansas victory by forfeit

1923 • (6-2-1, 2-2 SWC - T-4th)

Captain: Sam Coleman

DATE	OPPONENT	UA/OPP RK	TV	W L T	UA OPP
Sept. 29	CENTRAL ARKANSAS			W.....32 0	
Oct. 6	DRURY			W.....26 0	
Oct. 13	RICE*			W.....23 0	
Oct. 20	BAYLOR*			L.....0 14	
Oct. 27	vs. LSU#			W.....26 13	
Nov. 3	OUACHITA BAPTIST (HC)			T.....0 0	
Nov. 10	at SMU*			L.....6 13	
Nov. 24	vs. Phillips*			W.....32 0	
Dec. 1	OKLAHOMA STATE**			W.....13 0	

* Southwest Conference game

Shreveport, La.

Muskogee, Okla.

* Fort Smith, Ark.

1924 • (7-2-1, 1-2-1 SWC - 7th)

Captain: Yandell Rogers

DATE	OPPONENT	UA/OPP RK	TV	W L T	UA OPP
Sept. 27	NORTHEASTERN STATE			W.....54 6	
Oct. 4	MISSOURI STATE			W.....47 0	
Oct. 11	HENDRIX			W.....34 3	
Oct. 18	at Baylor*			L.....0 13	
Oct. 25	OLE MISS*			W.....20 0	
Nov. 1	vs. LSU#			W.....10 7	
Nov. 8	SMU (HC)*			T.....14 14	
Nov. 15	PHILLIPS*			W.....28 6	
Nov. 21	at Oklahoma State*			L.....0 20	
Nov. 27	TCU*			W.....20 0	

* Southwest Conference game

Little Rock, Ark.

Shreveport, La.

* Fort Smith, Ark.

1925 • (4-4-1, 2-2-1 SWC - T-4th)

Captain: Brad Scott

DATE	OPPONENT	UA/OPP RK	TV	W L T	UA OPP
Oct. 3	at Iowa			L.....0 26	
Oct. 10	OKLAHOMA BAPTIST			L.....0 6	
Oct. 17	at Rice*			L.....9 13	
Oct. 24	PHILLIPS			W.....45 0	
Oct. 31	vs. LSU#			W.....12 0	
Nov. 7	at SMU*			T.....0 0	
Nov. 14	at TCU*			L.....0 3	
Nov. 21	OKLAHOMA STATE (HC)*			W.....9 7	
Nov. 26	at Tulsa			W.....20 7	

* Southwest Conference game

Shreveport, La.

NOTE: The LSU and Oklahoma State games were officially recognized as conference games

1926 • (5-5, 2-2 SWC - T-3rd)

Captain: Herman Boozman

DATE	OPPONENT	UA/OPP RK	TV	W L T	UA OPP
Sept. 26	CENTRAL ARKANSAS			W.....60 0	
Oct. 2	OLE MISS*			W.....21 6	
Oct. 9	at Oklahoma			L.....6 13	
Oct. 16	vs. Hendrix*			W.....14 7	
Oct. 23	CENTENARY*			W.....33 6	
Oct. 30	at Kansas State			L.....7 16	
Nov. 6	vs. LSU#			L.....0 14	
Nov. 12	TCU (HC)*			L.....7 10	
Nov. 19	at Oklahoma State			W.....24 2	
Nov. 25	at Tulsa			L.....7 14	

* Southwest Conference game

Little Rock, Ark.

Shreveport, La.

NOTE: The Ole Miss, Centenary and LSU games were officially recognized as conference games

1927 • (8-1, 3-1 SWC - 3rd)

Captain: Eussell Coleman

DATE	OPPONENT	UA/OPP RK	TV	W L T	UA OPP
Oct. 1	COLLEGE OF THE OZARKS			W.....32 0	
Oct. 8	BAYLOR*			W.....13 6	
Oct. 15	at Texas A&M*			L.....6 40	
Oct. 22	MISSOURI-ROLLA			W.....34 0	
Oct. 29	LSU#			W.....28 0	
Nov. 5	at TCU*			W.....10 3	
Nov. 12	OKLAHOMA STATE (HC)			W.....33 20	
Nov. 19	AUSTIN			W.....42 0	
Nov. 26	vs. Hendrix*			W.....20 7	

* Southwest Conference game

Little Rock, Ark.

Shreveport, La.

NOTE: The LSU game was officially recognized as a conference game

1928 • (7-2, 3-1 SWC - 2nd)

Captain: Alva Winters

DATE	OPPONENT	UA/OPP RK	TV	W L T	UA OPP
Sept. 29	at Ole Miss			L.....0 25	
Oct. 6	COLLEGE OF THE OZARKS			W.....21 0	
Oct. 13	vs. Baylor**			W.....14 0	
Oct. 27	at Texas*			L.....7 20	
Oct. 29	TEXAS A&M (HC)*			W.....27 12	
Nov. 3	vs. LSU#			W.....7 0	
Nov. 17	MISSOURI-ROLLA			W.....45 6	
Nov. 24	OKLAHOMA BAPTIST			W.....57 0	
Nov. 29	RHODES COLLEGE			W.....73 0	

* Southwest Conference game

Shreveport, La.

* Texarkana, Ark.

NOTE: The LSU game was officially recognized as a conference game



FRED THOMSEN

13 seasons | 1929-41
56-61-10

Still the second-longest tenured head coach in Arkansas football history, Fred Thomsen was an offensive innovator who made the passing game an integral part of the UA attack. He led the Hogs to what would have been their first Southwest Conference title in 1933 only to vacate the championship for using an ineligible player. All-SWC performances by Jack Robbins and Jim Benton helped the Hogs to the SWC crown in 1936 and a tie for 18th in the final Associated Press poll in its first year of existence.

1929 • (7-2, 3-2 SWC - 3rd)

Captain: Clarence Gels

DATE	OPPONENT	UA/OPP RK	TV	W L T	UA OPP
Sept. 28	COLLEGE OF THE OZARKS			W.....37 0	
Oct. 5	HENDERSON (ARK.) ST.			W.....30 7	
Oct. 12	TEXAS*			L.....0 27	
Oct. 19	at Baylor*			L.....20 31	
Oct. 26	at Texas A&M*			W.....14 13	
Nov. 2	LSU#			W.....32 0	
Nov. 9	EAST CENTRAL OKLAHOMA			W.....52 7	
Nov. 16	CENTENARY (HC)			W.....13 2	
Nov. 28	at Oklahoma State*			W.....32 6	

* Southwest Conference game

Shreveport, La.

NOTE: The LSU and Oklahoma State games were officially recognized as conference games

1930 • (3-6, 2-2 SWC - T-4th)

Captain: Milan Creighton

DATE	OPPONENT	UA/OPP RK	TV	W L T	UA OPP
Sept. 27	COLLEGE OF THE OZARKS			W.....27 0	
Oct. 4	at Tulsa			L.....6 26	
Oct. 11	at TCU*			L.....0 40	
Oct. 18	RICE (HC)*			W.....7 6	
Oct. 25	TEXAS A&M*			W.....13 0	
Nov. 1	vs. LSU#			L.....12 27	
Nov. 8	OKLAHOMA STATE			L.....0 26	
Nov. 15	BAYLOR*			L.....7 22	
Nov. 27	at Centenary			L.....6 7	

* Southwest Conference game

Little Rock, Ark.

Shreveport, La.

1931 • (3-5-1, 0-4 SWC - 7th)

Captain: Earl Secrest

DATE	OPPONENT	UA/OPP RK	TV	W L T	UA OPP
Sept. 26	COLLEGE OF THE OZARKS			W.....13 6	
Oct. 3	HENDRIX			W.....19 0	
Oct. 10	SMU*			L.....6 42	
Oct. 17	at Baylor*			L.....7 19	
Oct. 24	vs. LSU#			L.....6 13	
Oct. 31	TCU (HC)*			L.....0 7	
Nov. 3	at Chicago			T.....13 13	
Nov. 21	at Rice*			L.....12 26	
Nov. 26	at Centenary			W.....6 0	

* Southwest Conference game

Shreveport, La.

1932 • (1-6-2, 1-4 SWC - 7th)

Captain: Judson Irwin

DATE	OPPONENT	UA/OPP RK	TV	W L T	UA OPP
Sept. 24	HENDRIX			T.....0 0	
Oct. 1	MISSOURI-ROLLA			L.....19 20	
Oct. 8	at TCU*			L.....12 34	
Oct. 15	BAYLOR*			W.....20 6	
Oct. 22	vs. LSU#			L.....0 14	
Nov. 5	RICE (HC)*			L.....7 13	
Nov. 12	at SMU*			L.....7 13	
Nov. 18	TEXAS*			L.....0 34	
Nov. 26	at Centenary			T.....0 0	

* Southwest Conference game

Little Rock, Ark.

Shreveport, La.



SEASON-BY-SEASON RESULTS

1933 • (7-3-1, 4-1 SWC - 1st)

Captain: Lewis Johnson

DATE	OPPONENT	UA/OPP RK	TV	W L T	UA	OPP
Sept. 23	COLLEGE OF THE OZARKS			W	40	0
Sept. 30	OKLAHOMA BAPTIST			W	42	7
Oct. 7	TCU*			W	13	0
Oct. 14	BAYLOR*			W	19	7
Oct. 21	at LSU#			L	0	20
Oct. 28	SMU (HC)*			W	3	0
Nov. 11	at Rice*			L	6	7
Nov. 18	HENDRIX			W	63	0
Nov. 24	at Texas*			W	20	6
Nov. 30	at Tulsa			L	0	7
Jan. 1	vs. Centenary*			T	7	7

* Southwest Conference game

* Little Rock, Ark.

Shreveport, La.

> Dixie Classic (Dallas, Texas)

NOTE: No SWC champion recognized in 1933.

1934 • (4-4-2, 2-3-1 SWC - 5th)

Captain: W. R. Benton

DATE	OPPONENT	UA/OPP RK	TV	W L T	UA	OPP
Sept. 29	COLLEGE OF THE OZARKS			W	13	0
Oct. 6	at TCU*			W	24	10
Oct. 13	BAYLOR*			W	6	0
Oct. 20	vs. LSU#			L	0	16
Oct. 27	MISSOURI-ROLLA			W	20	0
Nov. 3	at Texas A&M*			T	7	7
Nov. 10	RICE (HC)*			L	0	7
Nov. 17	at SMU*			L	6	10
Nov. 23	TEXAS*			L	12	19
Nov. 29	at Tulsa			T	7	7

* Southwest Conference game

* Little Rock, Ark.

Shreveport, La.

1935 • (5-5, 2-4 SWC - 5th)

Captain: Choice Rucker

DATE	OPPONENT	UA/OPP RK	TV	W L T	UA	OPP
Sept. 28	PITTSBURG (KAN.) ST.			W	12	0
Oct. 5	TCU*			L	7	13
Oct. 12	at Baylor*			L	6	13
Oct. 19	vs. LSU#			L	7	13
Oct. 26	COLLEGE OF THE OZARKS			W	51	6
Nov. 2	TEXAS A&M*			W	14	7
Nov. 8	at Rice*			L	7	20
Nov. 16	SMU (HC)*			L	6	17
Nov. 22	at Texas*			W	28	13
Nov. 28	at Tulsa			W	14	7

* Southwest Conference game

Shreveport, La.

* Little Rock, Ark.

1936 • (7-3, 5-1 SWC - 1st)

SWC CHAMPION - T-18th AP

Captain: Clifford Van Sickle

DATE	OPPONENT	UA/OPP RK	TV	W L T	UA	OPP
Sept. 26	PITTSBURG (KAN.) ST.			W	53	0
Oct. 3	at TCU*			L	14	18
Oct. 10	BAYLOR*			W	14	10
Oct. 16	at George Washington			L	6	13
Oct. 24	vs. LSU#			L	7	19
Oct. 31	at Texas A&M*			W	18	0
Nov. 7	RICE (HC)*			W	20	14
Nov. 14	at SMU*			W	17	0
Nov. 26	at Tulsa			W	23	13
Dec. 3	TEXAS*			W	6	0

* Southwest Conference game

* Little Rock, Ark.

Shreveport, La.

1937 • (6-2-2, 3-2-1 SWC - 3rd)

T-14th AP

Captains: Jack Robbins, Jim Benton

DATE	OPPONENT	UA/OPP RK	TV	W L T	UA	OPP
Sept. 25	CENTRAL (OKLA.) ST.			W	25	0
Oct. 2	TCU*			T	7	7
Oct. 9	at Baylor*			L	14	20
Oct. 16	at Texas*			W	21	10
Oct. 23	SMU**			W	13	0
Oct. 30	TEXAS A&M (HC)*			W	26	13
Nov. 6	at Rice*			L	16	NR
Nov. 13	vs. Ole Miss#			W	32	6
Nov. 20	GEORGE WASHINGTON*			T	0	0
Nov. 25	at Tulsa			W	28	7

* Southwest Conference game

* Little Rock, Ark.

Memphis, Tenn.

* Fort Smith, Ark.

1938 • (2-7-1, 1-5 SWC - 7th)

Captain: Lloyd Woodell

DATE	OPPONENT	UA/OPP RK	TV	W L T	UA	OPP
Sept. 24	OKLAHOMA STATE			W	27	7
Oct. 1	at TCU*			L	14	21
Oct. 8	BAYLOR*			L	6	9
Oct. 15	TEXAS*			W	42	6
Oct. 22	at Santa Clara			L	6	21
Oct. 29	at Texas A&M*			L	7	13
Nov. 5	RICE (HC)*			L	0	3
Nov. 12	at SMU*			L	6	19
Nov. 16	Ole Miss#			L	14	20
Nov. 24	at Tulsa			T	6	6

* Southwest Conference game

* Little Rock, Ark.

Memphis, Tenn.

1939 • (4-5-1, 2-3-1 SWC - 5th)

Captains: Kay Eskin, Ray Cole

DATE	OPPONENT	UA/OPP RK	TV	W L T	UA	OPP
Sept. 23	OKLAHOMA STATE			W	32	6
Sept. 30	vs. Mississippi State#			L	0	19
Oct. 7	TCU*			W	14	13
Oct. 14	at Baylor*			L	7	19
Oct. 21	at Texas*			L	13	14
Oct. 28	at Villanova			L	0	7
Nov. 4	TEXAS A&M (HC)*			L	0	27
Nov. 11	at Rice*			T	12	12
Nov. 17	SMU*			W	14	0
Nov. 30	at Tulsa			W	23	0

* Southwest Conference game

* Little Rock, Ark.

Memphis, Tenn.

1940 • (4-6, 1-5 SWC - 6th)

Captains: A.J. Yates, Howard Hickey

DATE	OPPONENT	UA/OPP RK	TV	W L T	UA	OPP
Sept. 28	E. CENTRAL (OKLA.) ST.			W	38	0
Oct. 5	at TCU*			L	0	20
Oct. 12	BAYLOR*			W	12	6
Oct. 19	TEXAS*			L	0	21
Oct. 26	vs. Ole Miss#			W	21	20
Nov. 2	at Texas A&M*			L	0	17
Nov. 9	RICE (HC)*			L	7	14
Nov. 16	at SMU*			L	0	28
Nov. 21	at Fordham			L	7	27
Nov. 28	at Tulsa			W	27	21

* Southwest Conference game

* Little Rock, Ark.

Memphis, Tenn.

1941 • (3-7, 0-6 SWC - 7th)

Captain: Daryl Cato

DATE	OPPONENT	UA/OPP RK	TV	W L T	UA	OPP
Sept. 27	E. CENTRAL (OKLA.) ST.			W	56	0
Oct. 4	TCU*			L	0	9
Oct. 11	at Baylor*			L	7	20
Oct. 18	at Texas*			L	14	48
Oct. 24	at Detroit			W	9	6
Nov. 1	TEXAS A&M*			L	0	7
Nov. 8	at Rice*			L	12	21
Nov. 15	SMU (HC)*			L	7	14
Nov. 22	vs. Ole Miss#			L	0	18
Nov. 27	at Tulsa			W	13	6

* Southwest Conference game

* Little Rock, Ark.

Memphis, Tenn.



GEORGE COLE

1 season | 1942
3-7

The first of just two Arkansas graduates to serve as head football coach at his alma mater, George Cole went on to serve as athletic director at the school from 1970 to 1972. An All-Southwest Conference quarterback and a shortstop on the UA baseball team during his collegiate career, Cole began his administrative career as a line coach for the Razorbacks in 1936 and served as assistant athletic director under John Barnhill, Arkansas' baseball facility, Baum Stadium at George Cole Field, bears his name.

1942 • (3-7, 0-6 SWC - 7th)

Captains: Clayton Wynne, Robert Forte

DATE	OPPONENT	UA/OPP RK	TV	W L T	UA	OPP
Sept. 26	WICHITA STATE			W	27	0
Oct. 3	at TCU*			L	6	13
Oct. 10	BAYLOR*			L	7	20
Oct. 17	TEXAS*			L	6	47
Oct. 24	vs. Ole Miss#			W	7	6
Oct. 31	at Texas A&M*			L	0	41
Nov. 7	RICE (HC)*			L	9	40
Nov. 14	at SMU*			L	6	14
Nov. 21	at Detroit			W	14	7
Nov. 26	at Tulsa			L	7	40

* Southwest Conference game

* Little Rock, Ark.

Memphis, Tenn.



JOHN TOMLIN

1 season | 1943
2-7

The Razorbacks managed just two wins and tied for fifth place in the Southwest Conference in their only season under John Tomlin. His brief tenure ended with one of the most lopsided losses in UA history, a 61-0 loss at Tulsa.

1943 • (2-7, 1-4 SWC - T-5th)

Captains: Lamar Dangler, Ben Jones

DATE	OPPONENT	UA/OPP RK	TV	W L T	UA	OPP
Sept. 25	MISSOURI-ROLLA			W	59	0
Oct. 2	TCU*			L	0	13
Oct. 9	MONTICELLO NAVY			L	12	20
Oct. 16	at Texas*			L	0	34
Oct. 30	TEXAS A&M (HC)*			L	0	13
Nov. 6	at Rice*			L	7	20
Nov. 13	at SMU**			W	14	12
Nov. 19	OKLAHOMA STATE*			L	13	19
Nov. 25	at Tulsa			L	0	61

* Southwest Conference game

* Little Rock, Ark.

San Antonio, Texas

* Fort Smith, Ark.



SEASON-BY-SEASON RESULTS



GLEN ROSE

2 seasons | 1944-45
8-12-1

While guiding the Razorback football program through the final years of the World War II era, Glen Rose recorded back-to-back wins over Ole Miss and directed the Hogs in their most recent game against an in-state opponent – a 41-0 win over Arkansas-Monticello (then known as Arkansas A&M) in the 1944 season finale.

1944 • (5-5-1, 2-2-1 SWC - 3rd)

Captains: Lamar Dingler, James Young

DATE	OPPONENT	UA/OPP RK	TV	W	L	T	UA	OPP
Sept. 23	at Missouri*			W			7	6
Sept. 29	at Oklahoma State*			L			0	19
Oct. 7	at TCU*			T			6	6
Oct. 14	NORMAN NAVY			L			7	27
Oct. 21	TEXAS*			L			0	19
Oct. 28	vs. Ole Miss*			W			26	18
Nov. 4	at Texas A&M*			W			7	6
Nov. 11	RICE (HC)*			W			12	7
Nov. 18	at SMU*			L			12	20
Nov. 23	at Tulsa			L			2	33
Dec. 2	ARKANSAS-MONTICELLO			W			41	0

* Southwest Conference game

* Little Rock, Ark.

Memphis, Tenn.

* St. Louis, Mo.

& Oklahoma City, Okla.

1945 • (3-7, 1-5 SWC - 7th)

Captains: Earl Wheeler, Henry Ford

DATE	OPPONENT	UA/OPP RK	TV	W	L	T	UA	OPP
Sept. 22	at Barksdale AFB#			W			12	6
Sept. 29	OKLAHOMA STATE			L			14	19
Oct. 6	TCU*			W			27	14
Oct. 13	at Baylor*			L			13	23
Oct. 20	TEXAS*			NR/10			7	34
Oct. 27	vs. Ole Miss*			W			19	0
Nov. 3	TEXAS A&M (HC)*			L			0	34
Nov. 10	at Rice*			L			7	26
Nov. 17	at SMU*			L			0	21
Nov. 23	at Tulsa			NR/17			13	45

* Southwest Conference game

* Little Rock, Ark.

Shreveport, La.

* Memphis, Tenn.



JOHN BARNHILL

4 seasons | 1946-49
22-17-3

Widely credited with uniting the state of Arkansas behind the Razorback program, John Barnhill led UA to a share of the Southwest Conference title and its first Cotton Bowl berth in the first of his four seasons before retiring from coaching to focus on his duties as athletic director. His coaching tenure included the debut of War Memorial Stadium in Little Rock, Ark., the Hogs' second and third bowl appearances and the recruitment of 1948 All-American and Olympic silver medal winner Clyde Scott.

1946 • (6-3-2, 5-1 SWC - T-1st)

SWC CO-CHAMPION • 16th AP

Captain: Joyce Pipkin

DATE	OPPONENT	UA/OPP RK	TV	W	L	T	UA	OPP
Sept. 21	N'WESTERN (LA.) ST.			W			21	14
Sept. 28	at Oklahoma State			T			21	21
Oct. 5	at TCU*			W			34	14
Oct. 12	BAYLOR*			18/NR			13	0
Oct. 19	at Texas*			14/3			0	20
Oct. 26	vs. Ole Miss*			L			7	9
Nov. 2	at Texas A&M*			W			7	0
Nov. 9	RICE*			NR/5			7	0
Nov. 16	SMU (HC)*			17/NR			13	0
Nov. 28	at Tulsa			10/NR			13	14
Jan. 1	vs. LSU*			16/8			0	0

* Southwest Conference game

* Little Rock, Ark.

Memphis, Tenn.

> 1947 Cotton Bowl (Dallas, Texas)

1947 • (6-4-1, 1-4-1 SWC - T-5th)

Captain: James Minor

DATE	OPPONENT	UA/OPP RK	TV	W	L	T	UA	OPP
Sept. 20	N'WESTERN (LA.) ST.			W			64	0
Sept. 27	NORTH TEXAS*			W			12	0
Oct. 4	TCU*			W			6	0
Oct. 11	at Baylor*			L			9	17
Oct. 18	vs. Texas*H			NR/3			6	21
Oct. 25	vs. Ole Miss*			W			19	14
Nov. 1	TEXAS A&M (HC)*			T			21	21
Nov. 8	at Rice*			L			0	26
Nov. 15	at SMU*			NR/4			6	14
Nov. 27	at Tulsa			W			27	13
Jan. 1	vs. William & Mary*			NR/14			21	19

* Southwest Conference game

* Little Rock, Ark.

Memphis, Tenn.

> 1948 Dixie Bowl (Birmingham, Ala.)

1948 • (5-5, 2-4 SWC - 5th)

Captain: Clyde Scott

DATE	OPPONENT	UA/OPP RK	TV	W	L	T	UA	OPP
Sept. 18	ABILENE CHRISTIAN*			W			40	6
Sept. 25	EAST TEXAS STATE			W			46	7
Oct. 2	at TCU*			NA			27	14
Oct. 9	BAYLOR*			13/NR			7	23
Oct. 16	at Texas*			L			6	14
Oct. 30	at Texas A&M*			W			28	6
Nov. 6	RICE*			L			6	25
Nov. 13	SMU (HC)*			NR/7			12	14
Nov. 20	TULSA*			W			55	18
Nov. 27	WILLIAM & MARY*			NR/20			0	19

* Southwest Conference game

* Little Rock, Ark.

1949 • (5-5, 2-4 SWC - 6th)

Captain: Alvin Duke

DATE	OPPONENT	UA/OPP RK	TV	W	L	T	UA	OPP
Sept. 24	NORTH TEXAS*			W			33	19
Oct. 1	TCU*			W			27	7
Oct. 8	at Baylor*			L			13	35
Oct. 15	TEXAS*			NR/16			14	27
Oct. 22	at Vanderbilt			W			7	6
Oct. 29	TEXAS A&M (HC)*			W			27	6
Nov. 5	at Rice*			NR/8			0	14
Nov. 12	at SMU*			NR/12			6	34
Nov. 19	WILLIAM & MARY*			L			0	20
Nov. 26	TULSA			W			40	7

* Southwest Conference game

* Little Rock, Ark.



OTIS DOUGLAS

3 seasons | 1950-52
9-21

Despite personnel that included future NFL stars Fred Williams, Dave "Hawg" Hanner, Pat Summerall, Lamar McHan, Floyd Sagely and Lewis Carpenter, the Razorbacks managed just nine wins during Douglas' three-year tenure. The highlight of his stay was a 16-14 win over Texas in 1951 – the Razorbacks' first win over the Longhorns in Fayetteville.

1950 • (2-8, 1-5 SWC - 7th)

Captain: George Eckert

DATE	OPPONENT	UA/OPP RK	TV	W	L	T	UA	OPP
Sept. 23	OKLAHOMA STATE*			L			7	12
Oct. 7	at TCU*			W			50	6
Oct. 14	BAYLOR*			W			27	6
Oct. 21	at Texas*			NR/7			14	19
Oct. 28	VANDERBILT*			L			13	14
Nov. 4	at Texas A&M*			L			13	42
Nov. 11	RICE (HC)*			L			6	9
Nov. 18	SMU*			NR/14			7	14
Nov. 23	at Tulsa			L			13	28

* Southwest Conference game

* Little Rock, Ark.

1951 • (5-5, 2-4 SWC - 6th)

Captains: Dave Hammer, Pat Summerall

DATE	OPPONENT	UA/OPP RK	TV	W	L	T	UA	OPP
Sept. 22	at Oklahoma State			W			42	7
Sept. 29	ARIZONA STATE			W			30	13
Oct. 6	TCU*			L			7	17
Oct. 13	at Baylor*			NR/12			7	9
Oct. 20	TEXAS*			NR/4			16	14
Oct. 27	SANTA CLARA*			19/NR			12	21
Nov. 3	TEXAS A&M (HC)*			NR/18			33	21
Nov. 10	at Rice*			20/NR			0	6
Nov. 17	at SMU*			L			7	47
Nov. 24	TULSA*			W			24	7

* Southwest Conference game

* Little Rock, Ark.

1952 • (2-8, 1-5 SWC - 7th)

Captains: Dean Pryor, Buddy Sutton

DATE	OPPONENT	UA/OPP RK	TV	W	L	T	UA	OPP
Sept. 20	OKLAHOMA STATE*			W			22	20
Sept. 27	HOUSTON			L			7	17
Oct. 4	at TCU*			L			7	13
Oct. 11	BAYLOR*			W			20	17
Oct. 18	at Texas*			L			7	44
Oct. 25	OLE MISS*			L			7	34
Nov. 1	at Texas A&M*			L			12	31
Nov. 8	RICE*			L			33	35
Nov. 15	SMU (HC)*			L			17	27
Nov. 22	at Tulsa			L			34	44

* Southwest Conference game

* Little Rock, Ark.



BOWDEN WYATT

2 seasons | 1953-54
11-10

After an inauspicious 3-7-0 mark in his initial campaign, Bowden Wyatt led the "25 Little Pigs" to Arkansas' second Southwest Conference title in 1954. That season also saw the Hogs earn their first win at Texas in 17 years, followed the next week by a 6-0 upset of Ole Miss on a 66-yard touchdown pass from Bob Benson to Preston Carpenter known to Razorback fans as the "Powder River Play." Wyatt left after the 1954 season to coach Tennessee, his alma mater.

1953 • (3-7, 2-4 SWC - 5th)

Captains: Jim Speering, Ralph Troillett

DATE	OPPONENT	UA/OPP RK	TV	W	L	T	UA	OPP
Sept. 26	OKLAHOMA STATE*			L			6	7
Oct. 3	TCU*			W			13	6
Oct. 10	at Baylor*			NR/9			7	14
Oct. 17	TEXAS (HC)*			L			7	16
Oct. 24	vs. Ole Miss*			ABC			0	28
Oct. 31	TEXAS A&M*			W			41	14
Nov. 7	at Rice*			L			0	47
Nov. 14	at SMU*			L			7	13
Nov. 21	LSU*			L			8	9
Nov. 28	TULSA			W			27	7

* Southwest Conference game

* Little Rock, Ark.

Memphis, Tenn.

1954 • (8-3, 5-1 SWC - 1st)

SWC CHAMPION • 10th AP/8th UPI

Captains: Bobby Proctor, Jim Roth

DATE	OPPONENT	UA/OPP RK	TV	W	L	T	UA	OPP
Sept. 25	TULSA			W			41	0
Oct. 2	at TCU*			W			20	13
Oct. 9	BAYLOR*			W			21	20
Oct. 16	at Texas*			12/NR			20	7
Oct. 23	OLE MISS*			7/5			6	0
Oct. 30	at Texas A&M*			4/NR			14	7
Nov. 6	RICE*			4/15			28	15
Nov. 13	SMU (HC)*			4/19			14	21
Nov. 20	vs. LSU*			9/NR			6	7
Nov. 27	at Houston			13/NR			19	0
Jan. 1	vs. Georgia Tech*			10/NR			6	14

* Southwest Conference game

* Little Rock, Ark.

Shreveport, La.

> 1955 Cotton Bowl (Dallas, Texas)



SEASON-BY-SEASON RESULTS



JACK MITCHELL

3 seasons | 1955-57
17-12-1

Jack Mitchell led Arkansas to three winning seasons and consecutive wins over Texas in 1955 and 1956 and consecutive wins over unbeaten Ole Miss teams in 1956 and 1957 before leaving UA for Kansas following the 1957 season.

1955 • (5-4-1, 3-2-1 SWC - 4th)

Captains: Preston Carpenter, Henry Moore

DATE	OPPONENT	UA/OPP RK	TV	W L T	UA OPP
Sept. 17	TULSA			W	21 6
Sept. 24	OKLAHOMA STATE+	17/NR		W	21 0
Oct. 1	TCU*			L	0 26
Oct. 8	at Baylor*			L	20 25
Oct. 15	TEXAS*			W	27 20
Oct. 22	at Ole Miss			L	7 17
Oct. 29	TEXAS A&M (HC)*			T	7 7
Nov. 5	at Rice*		NA	W	10 0
Nov. 12	at SMU*		NA	W	6 0
Nov. 19	LSU*			L	7 13

* Southwest Conference game

+ Little Rock, Ark.

1956 • (6-4, 2-4 SWC - 4th)

Captains: Neil Martin, Ted Souter

DATE	OPPONENT	UA/OPP RK	TV	W L T	UA OPP
Sept. 22	HARDIN-SIMMONS			W	21 6
Sept. 29	OKLAHOMA STATE+			W	19 7
Oct. 6	at TCU*		NA	L	6 41
Oct. 13	BAYLOR*			L	7 14
Oct. 20	at Texas*			W	32 14
Oct. 27	OLE MISS*			W	14 0
Nov. 3	at Texas A&M*		NA	L	0 27
Nov. 10	RICE (HC)*			W	27 12
Nov. 17	SMU*			W	27 13
Nov. 24	vs. LSU#			L	7 21

* Southwest Conference game

+ Little Rock, Ark.

Shreveport, La.

1957 • (6-4, 2-4 SWC - T-5th)

Captains: Jay Donathan, Gerald Nesbit, George Walker

DATE	OPPONENT	UA/OPP RK	TV	W L T	UA OPP
Sept. 21	OKLAHOMA STATE+			W	12 0
Sept. 28	TULSA			W	41 14
Oct. 5	TCU*		NR/18	W	20 7
Oct. 12	at Baylor*		11/NR	W	20 17
Oct. 19	TEXAS*		10/NR	L	0 17
Oct. 26	vs. Ole Miss#		NR/6	W	12 6
Nov. 2	TEXAS A&M (HC)*		11/1	L	6 7
Nov. 9	at Rice*		12/NR	NA	7 13
Nov. 16	at SMU*			L	22 27
Nov. 23	TEXAS TECH+			W	47 26

* Southwest Conference game

+ Little Rock, Ark.

Memphis, Tenn.

NOTE: The Texas Tech game was not officially recognized as a conference game because Texas Tech was not a full SWC member.



FRANK BROYLES

19 seasons | 1958-76
144-58-5

Frank Broyles' arrival at Arkansas prior to the 1958 season marked the beginning of a relationship between Broyles and the institution. He served as athletic director from 1973-2007. With 144 wins in 19 seasons, Broyles ranks as the winningest and longest-tenured head football coach in UA history. His 1964 team went 11-0 to earn the school's only national championship and No. 1 final ranking by the Football Writers Association of America. He led the Razorbacks to 10 bowl appearances, including nine New Year's Day Bowls.

1958 • (4-6, 2-4 SWC - T-5th)

Captains: Richard Bell, Billy Micheal

DATE	OPPONENT	UA/OPP RK	TV	W L T	UA OPP
Sept. 20	BAYLOR*			L	0 12
Sept. 27	TULSA			L	14 27
Oct. 4	at TCU*			L	7 12
Oct. 11	RICE*			L	0 24
Oct. 18	at Texas*		NR/7	L	6 24
Oct. 25	OLE MISS*		NR/6	L	12 14
Nov. 1	at Texas A&M*			W	21 8
Nov. 8	HARDIN-SIMMONS*			W	60 15
Nov. 15	SMU (HC)*		NR/15	W	13 6
Nov. 22	at Texas Tech			W	14 8

* Southwest Conference game

+ Little Rock, Ark.

NOTE: The Texas Tech game was not officially recognized as a conference game because Texas Tech was not a full SWC member

1959 • (9-2, 5-1 SWC - T-1st)

SWC CO-CHAMPION • 9th AP/9th UPI

Captains: Billy Luptow, James Monroe, Barry Switzer

DATE	OPPONENT	UA/OPP RK	TV	W L T	UA OPP
Sept. 19	TULSA			W	28 0
Sept. 26	OKLAHOMA STATE+			W	13 7
Oct. 3	TCU*			W	3 0
Oct. 10	at Baylor*		19/NR	W	23 7
Oct. 17	TEXAS*		12/3	L	12 13
Oct. 24	vs. Ole Miss#		10/4	L	0 28
Oct. 31	TEXAS A&M (HC)*		17/NR	NA	12 7
Nov. 7	at Rice*		16/NR	W	14 10
Nov. 14	at SMU*		20/NR	NA	17 14
Nov. 21	TEXAS TECH*		13/NR	W	27 8
Jan. 2	vs. Georgia Tech*		9/NR	NA	14 7

* Southwest Conference game

+ Little Rock, Ark.

Memphis, Tenn.

> 1960 Gator Bowl (Jacksonville, Fla.)

NOTE: The Texas Tech game was not officially recognized as a conference game because Texas Tech was not a full SWC member

1960 • (8-3, 6-1 SWC - 1st)

SWC CHAMPION • 7th AP/7th UPI

Captains: Steve Butler, Wayne Harris

DATE	OPPONENT	UA/OPP RK	TV	W L T	UA	OPP
Sept. 17	OKLAHOMA STATE+	19/NR		W	9	0
Sept. 24	TULSA			W	48	7
Oct. 1	at TCU*	14/NR		W	7	0
Oct. 8	BAYLOR*	20/3		L	14	28
Oct. 15	at Texas*	NR/11	ABC	W	24	23
Oct. 22	OLE MISS*	14/2		L	7	10
Oct. 29	at Texas A&M*	12/NR		W	7	3
Nov. 5	RICE*	16/10		W	3	0
Nov. 12	SMU (HC)*	9/NR		W	26	3
Nov. 19	at Texas Tech*	7/NR		W	34	6
Jan. 1	vs. Duke*	7/10	CBS	L	6	7

* Southwest Conference game

+ Little Rock, Ark.

> 1961 Cotton Bowl (Dallas, Texas)

1961 • (8-3, 6-1 SWC - T-1st)

SWC CO-CHAMPION • 9th AP/8th UPI

Captains: John Childress, Harold Horton, George McKinney

DATE	OPPONENT	UA/OPP RK	TV	W L T	UA OPP
Sept. 23	at Ole Miss#	12/9	ABC-N	L	0 16
Sept. 30	TULSA			W	6 0
Oct. 7	TCU*	NR/18	W		28 3
Oct. 14	at Baylor*	20/9	W		23 13
Oct. 21	TEXAS*	10/3		L	7 33
Oct. 28	N'WESTERN (LA) ST.*		W		42 7
Nov. 4	TEXAS A&M (HC)*	22/NR	W		15 8
Nov. 11	at Rice*	18/NR	W		10 0
Nov. 18	at SMU*	14/NR	W		21 7
Nov. 25	TEXAS TECH*	9/NR	W		28 0
Jan. 1	vs. Alabama*	9/1	NA-N	L	3 10

* Southwest Conference game

+ Little Rock, Ark.

Jackson, Miss.

> 1962 Sugar Bowl (New Orleans, La.)

1962 • (9-2, 6-1 SWC - 2nd)

6th AP/6th UPI

Captains: Billy Moore, Ray Trail

DATE	OPPONENT	UA/OPP RK	TV	W L T	UA OPP
Sept. 22	OKLAHOMA STATE+	15/NR		W	34 7
Sept. 29	TULSA	11/NR		W	42 14
Oct. 6	at TCU*	15/NR		W	42 14
Oct. 13	BAYLOR*	8/NR		W	28 21
Oct. 20	at Texas*	7/1		L	3 7
Oct. 27	HARDIN-SIMMONS*	9/NR		W	49 7
Nov. 3	at Texas A&M*	8/NR		W	17 7
Nov. 10	RICE (HC)*	6/NR		W	28 14
Nov. 17	SMU*	7/NR		W	9 7
Nov. 24	at Texas Tech*	7/NR		W	34 0
Jan. 1	vs. Ole Miss*	6/3	NBC	L	13 17

* Southwest Conference game

+ Little Rock, Ark.

> 1963 Sugar Bowl (New Orleans, La.)

1963 • (5-5, 3-4 SWC - 4th)

Captains: Jim Grizzle, Mike Parker

DATE	OPPONENT	UA/OPP RK	TV	W L T	UA OPP
Sept. 21	OKLAHOMA STATE+	8/NR		W	21 0
Sept. 28	MISSOURI*	8/NR		L	6 7
Oct. 5	TCU*	12/25		W	18 3
Oct. 12	at Baylor*	12/NR		L	10 14
Oct. 19	TEXAS*	12/1		L	13 17
Oct. 26	TULSA	11/NR		W	56 7
Nov. 2	TEXAS A&M*	11/NR		W	21 7
Nov. 9	at Rice*		NA	L	0 7
Nov. 16	at SMU*			L	7 14
Nov. 23	TEXAS TECH (HC)*			W	27 20

* Southwest Conference game

+ Little Rock, Ark.

1964 • (11-0, 7-0 SWC - 1st)

NATIONAL CHAMPION • SWC CHAMPION • 1st FWAA/2nd AP/2nd UPI

Captains: Seniors

DATE	OPPONENT	UA/OPP RK	TV	W L T	UA OPP
Sept. 19	OKLAHOMA STATE+	11/NR		W	14 10
Sept. 26	TULSA	11/NR	NA	W	31 22
Oct. 3	at TCU*	11/NR		W	29 6
Oct. 10	BAYLOR*	9/NR		W	17 6
Oct. 17	at Texas*	8/1		W	14 13
Oct. 24	WICHITA STATE*	4/NR		W	17 0
Oct. 31	at Texas A&M*	4/NR		W	17 0
Nov. 7	RICE*	4/NR		W	21 0
Nov. 14	SMU (HC)*	3/NR		W	44 0
Nov. 21	at Texas Tech*	3/NR		W	17 0
Jan. 1	vs. Nebraska*	2/6	CBS	W	10 7

* Southwest Conference game

+ Little Rock, Ark.

> 1965 Cotton Bowl (Dallas, Texas)

1965 • (10-1, 7-0 SWC - 1st)

SWC CHAMPION • 3rd AP/2nd UPI

Captains: Seniors

DATE	OPPONENT	UA/OPP RK	TV	W L T	UA OPP
Sept. 18	OKLAHOMA STATE+	6/NR		W	28 14
Sept. 25	TULSA	5/NR		W	20 12
Oct. 2	TCU*	4/NR		W	28 0
Oct. 9	at Baylor*	3/NR		W	38 7
Oct. 16	TEXAS*	3/1	NBC-N	W	27 24
Oct. 23	NORTH TEXAS*	1/NR		W	55 20
Oct. 30	TEXAS A&M*	2/NR		W	31 0
Nov. 6	at Rice*	2/NR		W	31 0
Nov. 13	at SMU*	2/NR		W	24 3
Nov. 20	TEXAS TECH (HC)*	2/9	NA-R	W	42 24
Jan. 1	vs. LSU*	2/NR	CBS-N	L	7 14

* Southwest Conference game

+ Little Rock, Ark.

> 1966 Cotton Bowl (Dallas, Texas)

1966 • (8-2, 5-2 SWC - T-2nd)

13th UPI

Captains: Seniors

DATE	OPPONENT	UA/OPP RK	TV	W L T	UA OPP
Sept. 17	OKLAHOMA STATE+	5/NR		W	14 10
Sept. 24	TULSA	6/NR		W	27 8
Oct. 1	at TCU*	7/NR		W	21 0
Oct. 8	BAYLOR*	5/12		L	0 7
Oct. 15	at Texas*	12/NR	NBC	W	12 7
Oct. 22	WICHITA STATE*	11/NR		W	41 0
Oct. 29	at Texas A&M*	9/21		W	34 0
Nov. 5	RICE*	8/NR		W	31 20
Nov. 12	SMU (HC)*	6/15		W	22 0
Nov. 19	at Texas Tech*	6/NR		L	16 21

* Southwest Conference game

+ Little Rock, Ark.



SEASON-BY-SEASON RESULTS

1967 • (4-5-1, 3-3-1 SWC - 5th)

Captains: Hartford Hamilton, Ernest Ruple, Larry Watkins

DATE	OPPONENT	UA/OPP RK	TV	W L T	UA	OPP
Sept. 23	OKLAHOMA STATE*	11/NR		L	6	7
Sept. 30	TULSA			L	12	14
Oct. 7	TCU*			W	26	0
Oct. 14	at Baylor*			T	10	10
Oct. 21	TEXAS*		ABC	L	12	21
Oct. 28	KANSAS STATE*			W	28	7
Nov. 4	TEXAS A&M (HC)*			L	21	33
Nov. 11	at Rice*			W	23	9
Nov. 18	at SMU*			W	35	17
Nov. 25	TEXAS TECH*		NA	L	27	31

* Southwest Conference game
* Little Rock, Ark.

1968 • (10-1, 6-1 SWC - T-1st)

SWC CO-CHAMPION • 6th AP/9th UPI

Captains: Gary Adams, Jim Barnes

DATE	OPPONENT	UA/OPP RK	TV	W L T	UA	OPP
Sept. 21	OKLAHOMA STATE*			W	32	15
Sept. 28	TULSA			W	56	13
Oct. 5	at TCU*	20/NR		W	17	7
Oct. 12	BAYLOR*	14/NR		W	35	19
Oct. 19	at Texas*	9/17		L	29	39
Oct. 26	NORTH TEXAS*	16/NR		W	17	15
Nov. 2	at Texas A&M*	17/NR		W	25	22
Nov. 9	RICE (HC)*	14/NR		W	46	21
Nov. 16	SMU*	10/NR	NA	W	35	29
Nov. 23	at Texas Tech*	9/NR		W	42	7
Jan. 1	vs. Georgia*	9/4	NBC	W	16	2

* Southwest Conference game
* Little Rock, Ark.

> 1969 Sugar Bowl (New Orleans, La.)

1969 • (9-2, 6-1 SWC - 2nd)

7th AP/3rd UPI

Captains: Rodney Brand, Bruce Maxwell, Cliff Powell, Terry Stewart

DATE	OPPONENT	UA/OPP RK	TV	W L T	UA	OPP
Sept. 20	OKLAHOMA STATE*	2/NR		W	39	0
Sept. 27	TULSA	3/NR		W	55	0
Oct. 4	TCU*	3/NR		W	24	6
Oct. 11	at Baylor*	3/NR		W	21	7
Oct. 25	WICHITA STATE*	4/NR		W	52	14
Nov. 1	TEXAS A&M (HC)*	4/NR	ABC	W	35	13
Nov. 8	at Rice*	4/NR		W	30	6
Nov. 15	at SMU*	4/NR		W	28	15
Nov. 27	TEXAS TECH*	2/NR	NA	W	33	0
Dec. 6	TEXAS*	2/1	ABC	L	14	15
Jan. 1	vs. Ole Miss*	3/13	ABC	L	22	27

* Southwest Conference game
* Little Rock, Ark.

> 1970 Sugar Bowl (New Orleans, La.)

1970 • (9-2, 6-1 SWC - 2nd)

11th AP/12th UPI

Captains: Bill Burnett, Bill Montgomery, Dick Bumpas, Mike Boschetti

DATE	OPPONENT	UA/OPP RK	TV	W L T	UA	OPP
Sept. 12	STANFORD*	4/10	NA	L	28	34
Sept. 19	OKLAHOMA STATE*	11/NR		W	23	7
Sept. 26	TULSA	12/NR		W	26	7
Oct. 3	at TCU*	11/NR		W	49	14
Oct. 10	BAYLOR*	10/NR		W	41	7
Oct. 24	WICHITA STATE*	9/NR		W	62	0
Oct. 31	at Texas A&M*	8/NR		W	45	6
Nov. 7	RICE*	7/NR		W	38	14
Nov. 14	SMU (HC)*	7/NR		W	36	3
Nov. 21	at Texas Tech*	6/19		W	24	10
Dec. 5	at Texas*	4/1	NA	L	7	42

* Southwest Conference game
* Little Rock, Ark.

1971 • (8-3-1, 5-1-1 SWC - 2nd) • 16th AP/20th UPI

Captains: David Hoque, Ronnie Jones, Mike Nelson, Kay Maybry, Bobby Nichols

DATE	OPPONENT	UA/OPP RK	TV	W L T	UA	OPP
Sept. 11	CALIFORNIA*	7/NR		W	51	20
Sept. 18	OKLAHOMA STATE*	6/NR		W	18	10
Sept. 25	TULSA	7/NR		L	20	21
Oct. 2	TCU*	18/NR		W	49	15
Oct. 9	at Baylor*	17/NR		W	35	7
Oct. 16	TEXAS*	16/NR	ABC	W	31	7
Oct. 23	NORTH TEXAS	9/NR		W	60	21
Oct. 30	TEXAS A&M*	8/NR		L	9	17
Nov. 6	at Rice*	16/NR		T	24	24
Nov. 13	at SMU*	18/NR	ABC	W	18	13
Nov. 20	TEXAS TECH (HC)*	17/NR		W	15	0
Dec. 20	vs. Tennessee*	18/9	ABC	L	13	14

* Southwest Conference game
* Little Rock, Ark.

> 1971 Liberty Bowl (Memphis, Tenn.)

1972 • (6-5, 3-4 SWC - T-4th)

Captains: Louis Campbell, Jim Hodge, Tom Reed, Don Wunderly

DATE	OPPONENT	UA/OPP RK	TV	W L T	UA	OPP
Sept. 9	SOUTHERN CALIFORNIA*	4/8		L	10	31
Sept. 23	OKLAHOMA STATE*			W	24	23
Sept. 30	TULSA			W	21	20
Oct. 7	at TCU*			W	27	13
Oct. 14	BAYLOR*	20/NR		W	31	20
Oct. 21	at Texas*	17/14	ABC	L	15	35
Oct. 28	NORTH TEXAS*	18/NR		W	42	16
Nov. 4	at Texas A&M*	20/NR		L	7	10
Nov. 11	RICE*			L	20	23
Nov. 18	SMU (HC)*			L	7	22
Nov. 25	at Texas Tech*	NR/20		W	24	14

* Southwest Conference game
* Little Rock, Ark.

1973 • (5-5-1, 3-3-1 SWC - T-4th)

Captains: Nick Avlos, Jack Ettinger, Steve Hedgepeth, Dickey Morton, Danny Rhodes

DATE	OPPONENT	UA/OPP RK	TV	W L T	UA	OPP
Sept. 15	at Southern California	NR/1		L	0	17
Sept. 22	OKLAHOMA STATE*		NA	L	6	38
Sept. 29	IOWA STATE			W	21	19
Oct. 6	TCU*			W	13	5
Oct. 13	at Baylor*			W	13	7
Oct. 20	TEXAS*			L	6	34
Oct. 27	TULSA*			W	20	6
Nov. 3	TEXAS A&M (HC)*			W	14	10
Nov. 10	at Rice*			L	7	17
Nov. 17	at SMU*			T	7	7
Nov. 24	TEXAS TECH*	NR/12		L	17	24

* Southwest Conference game
* Little Rock, Ark.

1974 • (6-4-1, 3-3-1 SWC - T-4th)

Captains: Billy Burns, Rollen Smith

DATE	OPPONENT	UA/OPP RK	TV	W L T	UA	OPP
Sept. 14	SOUTHERN CALIFORNIA*	NR/5		W	22	7
Sept. 21	OKLAHOMA STATE*	10/NR		L	7	26
Sept. 28	TULSA			W	60	0
Oct. 5	at TCU*	20/NR		W	49	0
Oct. 12	BAYLOR*	14/NR		L	17	21
Oct. 19	at Texas*	NR/16	ABC	L	7	38
Oct. 26	COLORADO STATE*			W	43	9
Nov. 2	at Texas A&M*	NR/8		L	10	20
Nov. 9	RICE (HC)*			W	25	6
Nov. 16	SMU*			T	24	24
Nov. 23	at Texas Tech*			W	21	13

* Southwest Conference game
* Little Rock, Ark.

1975 • (10-2, 6-1 SWC - T-1st)

SWC CO-CHAMPION • 7th AP/6th UPI

Captains: Scott Bull, Mike Campbell, Ike Forte, Hal McAfee

DATE	OPPONENT	UA/OPP RK	TV	W L T	UA	OPP
Sept. 13	AIR FORCE*			W	35	0
Sept. 20	at Oklahoma State	16/NR		L	13	20
Sept. 27	TULSA			W	31	15
Oct. 4	TCU*			W	19	8
Oct. 11	at Baylor*			W	41	3
Oct. 18	TEXAS*	20/8	ABC	L	18	24
Oct. 25	UTAH STATE*			W	31	0
Nov. 8	at Rice*			W	20	16
Nov. 15	at SMU*			W	35	7
Nov. 22	TEXAS TECH (HC)*	19/NR		W	31	14
Dec. 6	TEXAS A&M*	18/2	ABC	W	31	6
Jan. 1	vs. Georgia*	18/19	CBS	W	31	10

* Southwest Conference game
* Little Rock, Ark.

> 1976 Cotton Bowl (Dallas, Texas)

1976 • (5-5-1, 3-4-1 SWC - 6th)

Captains: Seniors

DATE	OPPONENT	UA/OPP RK	TV	W L T	UA	OPP
Sept. 11	UTAH STATE*	13/NR		W	33	16
Sept. 18	OKLAHOMA STATE*	12/NR		W	16	10
Sept. 25	TULSA	12/NR		L	3	9
Oct. 2	TCU*			W	46	14
Oct. 23	at Houston*	15/14		W	14	7
Oct. 30	RICE (HC)*	14/NR		W	41	16
Nov. 6	at Baylor*	12/NR		T	7	7
Nov. 13	TEXAS A&M*	13/16	ABC	L	10	31
Nov. 20	vs. SMU*#			L	31	35
Nov. 27	TEXAS TECH*	NR/9		L	7	30
Dec. 4	at Texas*		ABC	L	12	29

* Southwest Conference game
* Little Rock, Ark.

Shreveport, La.



**LOU
HOLTZ**

7 seasons | 1977-83
60-21-2

One of just three head coaches to lead Arkansas to six consecutive bowl appearances, Lou Holtz's first Razorback team in 1977 recorded one of Arkansas' two 11-win seasons and posted one of the biggest upsets in school history with a 31-6 win over No. 2 Oklahoma in the 1978 Orange Bowl.

1977 • (11-1, 7-1 SWC - 2nd)

3rd AP/3rd UPI

Captains: Leotis Harris, Steve Little, Howard Sampson

DATE	OPPONENT	UA/OPP RK	TV	W L T	UA	OPP
Sept. 10	NEW MEXICO STATE*			W	53	10
Sept. 17	OKLAHOMA STATE*	NR/15		W	28	6
Sept. 24	TULSA	16/NR		W	37	3
Oct. 1	at TCU*	12/NR		W	42	6
Oct. 15	TEXAS*	9/2	ABC	L	9	13
Oct. 22	HOUSTON*	9/NR		W	34	0
Oct. 29	at Rice*	8/NR		W	30	7
Nov. 5	BAYLOR*	8/NR		W	35	9
Nov. 12	at Texas A&M*	8/11		W	26	20
Nov. 19	SMU (HC)*	8/NR		W	47	7
Nov. 24	at Texas Tech*	6/NR	NA	W	17	14
Jan. 2	vs. Oklahoma*	6/2	NBC	W	31	6

* Southwest Conference game
* Little Rock, Ark.

> 1978 Orange Bowl (Miami, Fla.)

1978 • (9-2-1, 6-2 SWC - T-2nd)

11th AP/10th UPI

Captains: Ron Calcagni, Ben Cowins, Larry Jackson, Jimmy Walker

DATE	OPPONENT	UA/OPP RK	TV	W L T	UA	OPP
Sept. 16	VANDERBILT*	2/NR		W	48	17
Sept. 23	at Oklahoma State	2/NR		W	19	7
Sept. 30	TULSA	2/NR		W	21	13
Oct. 7	TCU*	4/NR	ABC	W	42	3
Oct. 21	at Texas*	3/8		L	21	28
Oct. 28	at Houston*	9/11		L	9	20
Nov. 4	RICE (HC)*	17/NR		W	37	7
Nov. 11	at Baylor*	16/NR		W	27	14
Nov. 18	TEXAS A&M*	13/NR	ABC	W	26	7
Nov. 25	at SMU*	11/NR		W	27	14
Dec. 2	TEXAS TECH*	8/NR		W	49	7
Dec. 25	vs. UCLA*	8/15	NBC	T	10	10

* Southwest Conference game
* Little Rock, Ark.

> 1978 Fiesta Bowl (Tempe, Ariz.)

1979 • (10-2, 7-1 SWC - T-1st)

SWC CO-CHAMPIONS • 8th AP/19th UPI

Captains: Jim Howard, Roland Sales

DATE	OPPONENT	UA/OPP RK	TV	W L T	UA	OPP
Sept. 15	COLORADO STATE*	17/NR		W	36	3
Sept. 22	OKLAHOMA STATE*	15/NR		W	27	7
Sept. 29	TULSA	13/11		W	33	8
Oct. 6	at TCU*	13/NR		W	16	13
Oct. 13	at Texas Tech*	12/NR	ABC	W	20	6
Oct. 20	TEXAS*	10/2		W	17	14
Oct. 27	HOUSTON*	4/6	ABC	L	10	13
Nov. 3	at Rice*	9/NR		W	34	7
Nov. 10	BAYLOR (HC)*	9/17		W	29	20
Nov. 17	at Texas A&M*	8/NR		W	22	10
Nov. 24	SMU*	7/NR		W	31	7
Jan. 1	vs. Alabama*	6/2	ABC	L	9	24

* Southwest Conference game
* Little Rock, Ark.



SEASON-BY-SEASON RESULTS

1981 • (8-4, 5-3 SWC - 4th)

16th UPI

Captains: Darryl Mason, Teddy Morris

DATE	OPPONENT	UA/OPP RK	TV	W L T	UA	OPP
Sept. 12	TULSA			W	14	10
Sept. 19	NORTHWESTERN*			W	38	7
Sept. 26	at Ole Miss#			W	27	13
Oct. 3	at TCU*	18/NR		L	24	28
Oct. 10	at Texas Tech*		ABC	W	26	14
Oct. 17	TEXAS*	NR/1		W	42	11
Oct. 24	HOUSTON**	12/NR		L	17	20
Oct. 31	at Rice*	20/NR		W	41	7
Nov. 7	BAYLOR**	19/NR	ESPN	W	41	39
Nov. 14	at Texas A&M*	16/NR	ABC	W	10	7
Nov. 21	SMU (HC)*	16/6		L	18	32
Dec. 28	vs. North Carolina>	NR/10	ABC	L	27	31

* Southwest Conference game

* Little Rock, Ark.

Jackson, Miss.

> 1981 Gator Bowl (Jacksonville, Fla.)

1982 • (9-2-1, 5-2-1 SWC - 3rd)

9th AP/8th UPI/8th USA Today

Captains: Gary Anderson, Jessie Clark, Richard Richardson, Billy Ray Smith Jr.

DATE	OPPONENT	UA/OPP RK	TV	W L T	UA	OPP
Sept. 11	TULSA	13/NR		W	38	0
Sept. 18	NAVY*	9/NR		W	29	17
Sept. 25	OLE MISS*	9/NR		W	14	12
Oct. 2	TCU*	10/NR	TBS	W	35	0
Oct. 9	TEXAS TECH*	9/NR		W	21	3
Oct. 23	at Houston*	6/NR	CBS	W	38	3
Oct. 30	RICE (HC)*	5/NR		W	24	6
Nov. 6	at Baylor*	5/NR		L	17	24
Nov. 13	TEXAS A&M*	10/NR		W	35	0
Nov. 20	at SMU*	9/2	ABC	T	17	17
Dec. 4	at Texas*	6/12	ABC	L	7	33
Dec. 31	vs. Florida>	14/NR	Mizlou	W	28	24

* Southwest Conference game

* Little Rock, Ark.

> 1982 Bluebonnet Bowl (Houston, Texas)

1983 • (6-5, 4-4 SWC - 5th)

Captains: Ron Faurst, Mark Mistler, Milton Fields

DATE	OPPONENT	UA/OPP RK	TV	W L T	UA	OPP
Sept. 10	TULSA			W	17	14
Sept. 17	NEW MEXICO*			W	17	0
Sept. 24	at Ole Miss#		NA	L	10	13
Oct. 1	at TCU*			W	38	21
Oct. 15	TEXAS*	NR/2	CBS	L	3	31
Oct. 22	HOUSTON*			W	24	3
Oct. 29	RICE*			W	35	0
Nov. 5	BAYLOR (HC)*			L	21	24
Nov. 12	at Texas A&M*			L	23	36
Nov. 19	SMU*	NR/6	ABC	L	0	17
Nov. 26	at Texas Tech*			W	16	13

* Southwest Conference game

* Little Rock, Ark.

Jackson, Miss.



KEN HATFIELD

6 seasons | 1984-89
55-17-1

One of just two Arkansas graduates to serve as head football coach at his alma mater, Ken Hatfield posted a UA-best .760 winning percentage and averaged better than nine wins per season during his six-year tenure. Hatfield led the Razorbacks to a bowl game all six years.

1984 • (7-4-1, 5-3 SWC - T-3rd)

Captains: Marcus Elliott, Mark Lee

DATE	OPPONENT	UA/OPP RK	TV	W L T	UA	OPP
Sept. 15	OLE MISS*			T	14	14
Sept. 22	TULSA			W	18	9
Sept. 29	NAVY*		ESPN	W	33	10
Oct. 6	TCU*			L	31	32
Oct. 13	TEXAS TECH*			W	24	0
Oct. 20	at Texas*	NR/3		L	18	24
Oct. 27	at Houston*			W	17	3
Nov. 3	RICE*			W	28	6
Nov. 10	at Baylor*			W	14	9
Nov. 17	TEXAS A&M (HC)*		Raycom	W	28	0
Nov. 24	at SMU*		ESPN	L	28	31
Dec. 27	vs. Auburn>	NR/11	KAIZ	L	15	21

* Southwest Conference game

* Little Rock, Ark.

> 1984 Liberty Bowl (Memphis, Tenn.)

1985 • (10-2, 6-2 SWC - T-2nd)

12th AP/12th UPI/15th USA Today

Captains: David Bazzel, Greg Lasker, Nick Miller, Andy Upchurch

DATE	OPPONENT	UA/OPP RK	TV	W L T	UA	OPP
Sept. 14	at Ole Miss#	14/NR		W	24	19
Sept. 21	TULSA*	14/NR		W	24	0
Sept. 28	NEW MEXICO STATE*	10/NR		W	45	13
Oct. 5	at TCU*	10/NR	Raycom	W	41	0
Oct. 12	at Texas Tech*	6/NR		W	30	7
Oct. 19	TEXAS*	4/NR	ABC	L	13	15
Oct. 26	HOUSTON**	14/NR	Raycom	W	57	27
Nov. 2	at Rice*	14/NR		W	30	15
Nov. 9	BAYLOR**	12/11	ABC	W	20	14
Nov. 16	at Texas A&M*	9/NR	ESPN	L	6	10
Nov. 23	SMU (HC)*	18/NR		W	15	9
Dec. 22	vs. Arizona State>	14/NR	LSN	W	18	17

* Southwest Conference game

* Little Rock, Ark.

Jackson, Miss.

> 1985 Holiday Bowl (San Diego, Calif.)

1986 • (9-3, 6-2 SWC - T-2nd)

15th AP/16th UPI/17th USA Today

Captains: James Shibest, Derrick Thomas, Theo Young

DATE	OPPONENT	UA/OPP RK	TV	W L T	UA	OPP
Sept. 13	OLE MISS*	18/NR		W	21	0
Sept. 20	TULSA	12/NR		W	34	17
Sept. 27	NEW MEXICO STATE*	9/NR		W	42	11
Oct. 4	TCU*	8/NR	Raycom	W	34	17
Oct. 11	TEXAS TECH*	8/NR		L	7	17
Oct. 18	at Texas*	14/NR	ESPN	W	21	14
Oct. 25	at Houston*	14/NR		W	30	13
Nov. 1	RICE (HC)*	13/NR		W	45	14
Nov. 8	at Baylor*	10/NR	Raycom	L	14	29
Nov. 15	TEXAS A&M*	17/7	ABC	W	14	10
Nov. 22	at SMU*	11/NR		W	41	0
Jan. 1	vs. Oklahoma>	9/3	NBC	L	8	42

* Southwest Conference game

* Little Rock, Ark.

> 1987 Orange Bowl (Miami, Fla.)

1987 • (9-4, 5-2 SWC - T-2nd)

Captains: Chris Bequette, Tony Cherico, Greg Thomas, Rickey Williams

DATE	OPPONENT	UA/OPP RK	TV	W L T	UA	OPP
Sept. 12	at Ole Miss#	13/NR		W	31	10
Sept. 19	TULSA	12/NR	NA	W	30	15
Sept. 26	MIAMI (FLA.)*	10/5	ESPN	L	7	51
Oct. 3	at TCU*			W	20	10
Oct. 10	at Texas Tech*	20/NR		W	31	0
Oct. 17	TEXAS*	15/NR	ESPN	L	14	16
Oct. 24	HOUSTON*			W	21	17
Oct. 31	at Rice*		NA	W	38	14
Nov. 7	BAYLOR (HC)*			W	10	7
Nov. 14	at Texas A&M*	20/19		L	0	14
Nov. 28	NEW MEXICO*			W	43	25
Dec. 5	at Hawaii		ESPN	W	38	20
Dec. 29	vs. Georgia>	NR/15	Raycom	L	17	20

* Southwest Conference game

* Little Rock, Ark.

Jackson, Miss.

> 1987 Liberty Bowl (Memphis, Tenn.)

1988 • (10-2, 7-0 SWC - 1st)

SWC CHAMPION • 12th AP/13th UPI/14th USA Today

Captains: Steve Atwater, John Bland, Odie Lloyd, Kerry Owens

DATE	OPPONENT	UA/OPP RK	TV	W L T	UA	OPP
Sept. 3	PACIFIC (CALIF.)*			W	63	14
Sept. 10	TULSA			W	30	26
Sept. 17	OLE MISS*			W	21	13
Oct. 1	TCU*		Raycom	W	53	10
Oct. 8	TEXAS TECH**	20/NR		W	31	10
Oct. 15	at Texas*	17/NR	HSE	W	27	24
Oct. 22	at Houston*	13/NR	Raycom	W	26	21
Oct. 29	RICE**	11/NR		W	21	14
Nov. 5	at Baylor*	11/NR	HSE	W	33	3
Nov. 12	TEXAS A&M (HC)*	11/NR	HSE	W	25	20
Nov. 26	at Miami (Fla.)	8/3	CBS	L	16	18
Jan. 2	vs. UCLA>	8/9	CBS	L	3	17

* Southwest Conference game

* Little Rock, Ark.

> 1989 Cotton Bowl (Dallas, Texas)

1989 • (10-2, 7-1 SWC - 1st)

SWC CHAMPION • 13th AP/13th UPI/13th USA Today

Captains: Anthony Cooney, Elbert Crawford, Tim Horton, Michael Shepherd

DATE	OPPONENT	UA/OPP RK	TV	W L T	UA	OPP
Sept. 16	TULSA	9/NR		W	26	7
Sept. 23	at Ole Miss#	8/NR		W	24	7
Sept. 30	TEXAS-EL PASO*	8/NR		W	39	7
Oct. 7	at TCU*	7/NR		W	41	19
Oct. 14	at Texas Tech*	7/NR		W	45	13
Oct. 21	TEXAS*	7/NR	Raycom	L	20	24
Oct. 28	HOUSTON**	18/12		W	45	39
Nov. 4	at Rice*	11/NR	Raycom	W	38	17
Nov. 11	BAYLOR (HC)*	10/NR	ESPN	W	19	10
Nov. 24	at Texas A&M*	9/14	CBS	W	23	22
Dec. 2	SMU*	9/NR		W	38	24
Jan. 1	vs. Tennessee>	10/8	CBS	L	27	31

* Southwest Conference game

* Little Rock, Ark.

Jackson, Miss.

> 1990 Cotton Bowl (Dallas, Texas)



JACK CROWE

2+ seasons | 1990-92
9-15

Arkansas' final head coach of the Southwest Conference era, Jack Crowe directed the Razorbacks to a 14-13 win in their last meeting with rival Texas as league foes and an Independence Bowl berth in 1991.

1990 • (3-8, 1-7 SWC - 8th)

Captains: Quinn Grovey, Chad Rolan

DATE	OPPONENT	UA/OPP RK	TV	W L T	UA	OPP
Sept. 15	TULSA	15/NR		W	28	3
Sept. 22	OLE MISS*	13/NR	Raycom	L	17	21
Sept. 29	COLORADO STATE*	23/NR		W	31	20
Oct. 6	TCU*	21/NR		L	26	54
Oct. 13	TEXAS TECH (HC)*			L	44	49
Oct. 20	at Texas*	NR/19	Raycom	L	17	49
Oct. 27	at Houston*	NR/6		L	28	62
Nov. 3	RICE*			L	11	19
Nov. 10	at Baylor*		Raycom	L	3	34
Nov. 17	TEXAS A&M*			L	16	20
Nov. 24	at SMU*			W	42	29

* Southwest Conference game

* Little Rock, Ark.

1991 • (6-6, 5-3 SWC - T-2nd)

Captains: Kirk Collins, Mark Henry

DATE	OPPONENT	UA/OPP RK	TV	W L T	UA	OPP
Aug. 31	MIAMI (FLA.)*	NR/3	ABC	L	3	31
Sept. 7	SMU*			W	17	6
Sept. 21	LOUISIANA-LAFAYETTE			W	9	7
Sept. 28	at Ole Miss#			L	17	24
Oct. 5	at TCU*			W	22	21
Oct. 12	HOUSTON (HC)*			W	29	17
Oct. 19	TEXAS*	25/NR	Raycom	W	14	13
Nov. 2	BAYLOR*	24/21	ABC	L	5	9
Nov. 9	at Texas Tech*			L	21	38
Nov. 16	at Texas A&M*	NR/13	ESPN	L	3	13
Nov. 23	RICE*			W	20	0
Dec. 29	vs. Georgia>	NR/24	ABC	L	15	24

* Southwest Conference game

* Little Rock, Ark.

Jackson, Miss.

> 1991 Independence Bowl (Shreveport, La.)

ARKANSAS JOINS SOUTHEASTERN CONFERENCE

1992 • (3-7-1, 3-4-1 SEC - 4th/West)

Captains: Darwin Ireland, E.D. Jackson, Owen Kelly

DATE	OPPONENT	UA/OPP RK	TV	W L T	UA	OPP
Sept. 5	THE CITADEL			L	3	10



SEASON-BY-SEASON RESULTS



JOE KINES

1 season | 1992
3-6-1

Named interim head coach after the first game of the 1992 season, Joe Kines' 10-game tenure included Arkansas' first Southeastern Conference win and the Razorbacks' first win at Tennessee.

DATE	OPPONENT	UA/OPP RK	TV	W L T	UA OPP
Sept. 12	at South Carolina*			W	45 7
Sept. 19	ALABAMA*	NR/19		L	11 38
Sept. 26	at Memphis			L	6 22
Oct. 3	GEORGIA (HC)*	NR/16	JP	L	3 27
Oct. 10	at Tennessee*	NR/4	JP	W	25 24
Oct. 17	OLE MISS*			L	3 17
Oct. 31	at Auburn*			T	24 24
Nov. 7	at Mississippi State*	NR/19	JP	L	3 10
Nov. 21	SMU*			L	19 24
Nov. 27	LSU*		ESPN	W	30 6

* Southeastern Conference game
* Little Rock, Ark.



DANNY FORD

5 seasons | 1993-97
26-30-1

The architect of Clemson's 1981 national championship, Danny Ford directed Arkansas to its first Southeastern Conference Western Division title and first SEC championship game appearance in 1995. His tenure included two on-the-field wins at Alabama, his alma mater, and another win over the Crimson Tide by NCAA sanction.

1993 • (6-4-1, 4-3-1 SEC - 2nd/West)

Captains: Kirk Botkin, Tyrone Chatman

DATE	OPPONENT	UA/OPP RK	TV	W L T	UA OPP
Sept. 4	at SMU			W	10 6
Sept. 11	SOUTH CAROLINA*	NR/19		W	18 17
Sept. 18	at Alabama*	NR/2	JP	W	3 43
Sept. 25	MEMPHIS*			L	0 6
Oct. 2	at Georgia*			W	20 10
Oct. 9	TENNESSEE*	NR/11	JP	L	14 28
Oct. 16	at Ole Miss*		JP	L	0 19
Oct. 30	AUBURN (HC)*			L	21 31
Nov. 6	MISSISSIPPI STATE*			T	13 13
Nov. 13	TULSA			W	24 11
Nov. 27	at LSU*		ESPN	W	42 24

* Southeastern Conference game
* Little Rock, Ark.
Jackson, Miss.

@ Arkansas victory by NCAA-imposed forfeit

NOTE: SEC Western Division championship vacated by Alabama per NCAA sanction in 1993.

1994 • (4-7, 2-6 SEC - T-4th/West)

Captains: Jason Allen, Willie Johnson

DATE	OPPONENT	UA/OPP RK	TV	W L T	UA OPP
Sept. 3	SMU*			W	34 14
Sept. 10	at South Carolina*			L	0 14
Sept. 17	ALABAMA*	NR/12	ABC	L	6 13
Sept. 25	at Memphis			L	15 16
Oct. 1	VANDERBILT*			W	42 6
Oct. 8	at Tennessee*			L	21 38
Oct. 15	OLE MISS (HC)*			W	31 7
Oct. 29	at Auburn*	NR/4	JP	L	14 31
Nov. 5	at Mississippi State*	NR/24	JP	L	7 17
Nov. 12	NORTHERN ILLINOIS			W	30 27
Nov. 26	LSU*			L	12 30

* Southeastern Conference game
* Little Rock, Ark.

1995 • (8-5, 6-2 SEC - 1st/West)

SEC WESTERN DIVISION CHAMPION

Captains: Steve Conley, Barry Lunney Jr.

DATE	OPPONENT	UA/OPP RK	TV	W L T	UA OPP
Sept. 2	at SMU			L	14 17
Sept. 9	SOUTH CAROLINA*			W	51 21
Sept. 16	at Alabama*	NR/13	JP	W	20 19
Sept. 23	MEMPHIS*			W	27 20
Sept. 30	at Vanderbilt*	23/NR		W	35 7
Oct. 7	TENNESSEE (HC)*	18/10		L	31 49
Oct. 14	at Ole Miss*			W	13 6
Oct. 28	AUBURN*	NR/11	ESPN	W	30 28
Nov. 4	MISSISSIPPI STATE*	18/NR	JP	W	26 21
Nov. 11	LOUISIANA-LAFAYETTE	15/NR		W	24 13
Nov. 18	at LSU*	14/NR	ABC	L	0 28
Dec. 2	vs. Florida*	23/2	ABC	L	3 34
Dec. 30	vs. North Carolina*	24/NR	TBS	L	10 20

* Southeastern Conference

* Little Rock, Ark.

Memphis, Tenn.

< 1995 SEC Championship Game (Atlanta, Ga.)

> 1995 Carquest Bowl (Miami, Fla.)

1996 • (4-7, 2-6 SEC - 5th/West)

Captains: Scott Rivers, Mark Smith

DATE	OPPONENT	UA/OPP RK	TV	W L T	UA OPP
Sept. 7	SMU			L	10 23
Sept. 21	ALABAMA*	NR/13	JP	L	7 17
Sept. 28	LOUISIANA-MONROE			W	38 21
Oct. 5	FLORIDA*	NR/1	JP	L	7 42
Oct. 12	LOUISIANA TECH*			W	38 21
Oct. 19	at South Carolina*			L	17 23
Nov. 2	at Auburn*		ESPN2	L	7 28
Nov. 9	OLE MISS (HC)*			W	13 7
Nov. 16	at Tennessee*	NR/12	JP	L	14 55
Nov. 23	at Mississippi State*			W (OT)	16 13
Nov. 29	LSU*	NR/19	CBS	L	7 17

* Southeastern Conference game

* Little Rock, Ark.

1997 • (4-7, 2-6 SEC - T-5th/West)

Captains: Ken Anderson, Anthony Eubanks

DATE	OPPONENT	UA/OPP RK	TV	W L T	UA OPP
Sept. 6	LOUISIANA-MONROE			W	28 16
Sept. 13	vs. SMU*			L	9 31
Sept. 20	at Alabama*	NR/11	JP	W	17 16
Sept. 27	LOUISIANA TECH*			W	17 13
Oct. 4	at Florida*	NR/1	ESPN2	L	7 56
Oct. 18	SOUTH CAROLINA*			L	13 39
Oct. 25	AUBURN (HC)*	NR/11	ESPN2	L	21 26
Nov. 6	at Ole Miss*		ESPN	L	9 19
Nov. 15	TENNESSEE*	NR/5	ESPN2	L	22 30
Nov. 22	MISSISSIPPI STATE*	NR/14		W	17 7
Nov. 28	at LSU*	NR/17	CBS	L	21 31

* Southeastern Conference game

* Little Rock, Ark.

Shreveport, La.



HOUSTON NUTT

10 seasons | 1998-2007
75-49

Houston Nutt was the third Arkansas head coach to take the Razorbacks to a bowl game in each of his first six seasons. He led the Hogs to three SEC Western Division crowns, eight bowl games, two bowl victories, three final national rankings and four nine-win seasons. Nutt's 8-0 start in 1998 marked the best debut ever for a UA head coach and helped UA reach its first New Year's Day game since 1990. In 2001 and 2006, Nutt was voted SEC Coach of the Year by the Associated Press and league coaches.

1998 • (9-3, 6-2 SEC - T-1st/West)

SEC WESTERN DIVISION CO-CHAMPION • 16th AP/17th USA Today

Captains: Brandon Burtsworth, Grant Garrett, Ryan Hale, Madre Hill

DATE	OPPONENT	UA/OPP RK	TV	W L T	UA OPP
Sept. 5	LOUISIANA-LAFAYETTE			W	38 17
Sept. 19	SMU*			W	44 17
Sept. 26	ALABAMA*	NR/22	ESPN2	W	42 6
Oct. 3	KENTUCKY*	22/NR	ESPN2	W	27 20
Oct. 10	at Memphis	20/NR	FX	W	23 9
Oct. 17	at South Carolina*	17/NR		W	41 28
Oct. 31	at Auburn*	14/NR		W	24 21
Nov. 7	OLE MISS (HC)*	11/NR	JP	W	34 0
Nov. 14	at Tennessee*	10/L	CBS	L	24 28
Nov. 21	at Mississippi State*	9/NR	JP	L	21 22
Nov. 27	LSU*	13/NR	CBS	W	41 14
Jan. 1	vs. Michigan*	11/15	ABC	L	31 45

* Southeastern Conference game

* Little Rock, Ark.

> 1999 Florida Citrus Bowl (Orlando, Fla.)

1999 • (8-4, 4-4 SEC - T-3rd/West)

17th AP/19th USA Today

Captains: David Barrett, Kenoy Kennedy, Anthony Lucas, Clint Stoerner

DATE	OPPONENT	UA/OPP RK	TV	W L T	UA OPP
Sept. 4	at SMU	18/NR		W	26 0
Sept. 18	LOUISIANA-MONROE*	15/NR		W	44 6
Sept. 25	at Alabama*	14/NR	CBS	L	28 35
Oct. 2	at Kentucky*	20/NR		L	20 31
Oct. 9	MIDDLE TENNESSEE ST.			W	58 6
Oct. 16	SOUTH CAROLINA*			W	48 14
Oct. 30	AUBURN (HC)*		JP	W	34 10
Nov. 6	at Ole Miss*	NR/23	ESPN2	L	16 38
Nov. 13	TENNESSEE*	NR/3	JP	W	28 24
Nov. 20	MISSISSIPPI STATE*	22/12	ESPN2	W	14 9
Nov. 26	at LSU*	17/NR	CBS	L	10 35
Jan. 1	vs. Texas*	24/14	Fox	W	27 6

* Southeastern Conference game

* Little Rock, Ark.

> 2000 Cotton Bowl (Dallas, Texas)

2000 • (6-6, 3-5 SEC - T-5th/West)

Captains: Quinton Caver, Randy Garner, Michael Snowden, Rod Stinson

DATE	OPPONENT	UA/OPP RK	TV	W L T	UA OPP
Sept. 2	MISSOURI STATE*			W	38 0
Sept. 16	BOISE STATE*			W	38 31
Sept. 23	ALABAMA*		ESPN2	W	28 21
Sept. 30	GEORGIA*	NR/25	JP	L	7 38
Oct. 7	LOUISIANA-MONROE (HC)			W	52 6
Oct. 14	at South Carolina*	NR/24	JP	L	7 27
Oct. 28	at Auburn*	NR/25		L	19 21
Nov. 4	OLE MISS*			L	24 38
Nov. 11	at Tennessee*		JP	L	20 63
Nov. 18	at Mississippi State*	NR/13		W (OT)	17 10
Nov. 24	LSU*	NR/24	CBS	W	14 3
Dec. 21	vs. UNLV*		ESPN2	L	14 31

* Southeastern Conference game

* Little Rock, Ark.

> Las Vegas Bowl IX (Las Vegas, Nev.)

2001 • (7-5, 4-4 SEC - T-3rd/West)

Captains: Curt Davis, Carlos Hall, Kenny Sandlin, La'Zerius White

DATE	OPPONENT	UA/OPP RK	TV	W L T	UA OPP
Aug. 30	UNLV*		ESPN	W	14 10
Sept. 8	TENNESSEE*	NR/8	ESPN2	L	3 13
Sept. 22	at Alabama*		CBS	L	10 31
Sept. 29	at Georgia*		ESPN2	L	23 34
Oct. 6	WEBER ST.			W	42 19
Oct. 13	SOUTH CAROLINA*	NR/9	CBS	W	10 7
Oct. 27	AUBURN*	NR/17	JP	W	42 17
Nov. 3	at Ole Miss*		ESPN2	W (OT)	58 56
Nov. 10	UCF (HC)			W	27 20
Nov. 17	MISSISSIPPI STATE*			W	24 21
Nov. 23	at LSU*	24/NR	CBS	L	38 41
Jan. 1	vs. Oklahoma*	NR/10	Fox	L	3 10

* Southeastern Conference game

* Little Rock, Ark.

> 2002 Cotton Bowl (Dallas, Texas)

2002 • (9-5, 5-3 SEC - T-1st/West)

SEC WESTERN DIVISION CO-CHAMPION

Captains: Richie Butler, Chuck Nalley, Sparky Hamilton, Raymond House, Fred Talley, Gavin Walls

DATE	OPPONENT	UA/OPP RK	TV	W L T	UA OPP
Sept. 7	BOISE STATE			W	41 14
Sept. 14	SOUTH FLORIDA*			W	42 3
Sept. 28	ALABAMA*		ESPN	L	12 30
Oct. 5	at Tennessee*	NR/10	ESPN	L (6 OT)	38 41
Oct. 12	at Auburn*	NR/24	JP	W	38 17
Oct. 19	KENTUCKY*			L	17 29
Oct. 26	OLE MISS (HC)*			W	48 28
Nov. 2	TROY*			W	23 0
Nov. 9	at South Carolina*		JP	W	23 0
Nov. 16	LOUISIANA-LAFAYETTE			W	24 17
Nov. 23	at Mississippi State*			W	26 19
Nov. 29	LSU*	NR/18	CBS	W	21 20
Dec. 7	vs. Georgia*	22/4	CBS	L	3 30
Dec. 30	vs. Minnesota*		ESPN	L	14 29

* Southeastern Conference game

* Little Rock, Ark.

< 2002 SEC Championship Game (Atlanta, Ga.)

> 2002 Gaylord Hotels Music City Bowl (Nashville, Tenn.)



SEASON-BY-SEASON RESULTS

2003 • (9-4, 4-4 SEC - 4th/West)

Captains: Jimmy Beasley, Tony Bua, Bo Lacy, Caleb Miller, Justin Scott, George Wilson

DATE	OPPONENT	UA/OPP RK	TV	W L T	UA OPP
Sept. 6	TULSA			W	45 13
Sept. 13	at Texas	NR/5	ABC	W	38 28
Sept. 20	NORTH TEXAS*	14/NR		W	31 7
Sept. 27	at Alabama*	9/NR	CBS	W (2 OT)	34 31
Oct. 11	AUBURN (HC)*	7/NR	JP	L	3 10
Oct. 18	FLORIDA*	11/NR	CBS	L	28 33
Oct. 25	at Ole Miss*	21/NR	ESPN2	L	7 19
Nov. 1	at Kentucky*		ESPN2	W (7 OT)	71 63
Nov. 6	SOUTH CAROLINA*		ESPN	W	28 6
Nov. 15	NEW MEXICO STATE			W	48 20
Nov. 22	MISSISSIPPI STATE*			W	52 6
Nov. 28	at LSU*	NR/3	CBS	L	24 55
Dec. 31	vs. Missouri*		ESPN	W	27 14

* Southeastern Conference game

* Little Rock, Ark.

> 2003 Mainstay Independence Bowl (Shreveport, La.)

2004 • (5-6, 3-5 SEC - T-3rd/West)

Captains: DeCori Birmingham, Arrior Dixon, Steven Harris, Jeb Hukeba, Matt Jones, Marcus Whitmore

DATE	OPPONENT	UA/OPP RK	TV	W L T	UA OPP
Sept. 4	NEW MEXICO STATE			W	63 13
Sept. 11	TEXAS	NR/7	ESPN	L	20 22
Sept. 18	LOUISIANA-MONROE*			W	49 20
Sept. 25	ALABAMA*		CBS	W	27 10
Oct. 2	at Florida*	NR/16	CBS	L	30 45
Oct. 16	at Auburn*	NR/4	CBS	L	20 38
Oct. 23	GEORGIA (HC)*	NR/6	ESPN2	L	14 20
Nov. 6	at South Carolina*		JP	L	32 35
Nov. 13	OLE MISS*		JP	W	35 3
Nov. 20	at Mississippi State*			W	24 21
Nov. 26	LSU*	NR/14	CBS	L	14 43

* Southeastern Conference game

* Little Rock, Ark.

2005 • (4-7, 2-6 SEC - 4th/West)

Captains: Pierre Brown, Kyle Dickerson, Brandon Kennedy, Kyle Roper, Vickiel Vaughn

DATE	OPPONENT	UA/OPP RK	TV	W L T	UA OPP
Sept. 3	MISSOURI STATE			W	49 17
Sept. 10	VANDERBILT*			L	24 28
Sept. 17	at Southern California*	NR/1	FSN	L	17 70
Sept. 24	at Alabama*		JP	L	13 24
Oct. 8	LOUISIANA-MONROE*			W	44 15
Oct. 15	AUBURN*	NR/21		L	17 34
Oct. 22	at Georgia*	NR/4	JP	L	20 23
Nov. 5	SOUTH CAROLINA (HC)*		JP	L	10 14
Nov. 12	at Ole Miss*			W	28 17
Nov. 19	MISSISSIPPI STATE*			W	44 10
Nov. 25	at LSU*	NR/3	CBS	L	17 19

* Little Rock, Ark.

* Southeastern Conference game

* USC and Alabama later vacated wins due to NCAA Committee on Infractions penalty

2006 • (10-4, 7-1 SEC - 1st/West)

15th AP/16th USA Today

Captains: Keith Jackson, Sam Olajubutu, Desmond Sims, Zac Tubbs, Tony Ugoh, Darius Vinnett

DATE	OPPONENT	UA/OPP RK	TV	W L T	UA OPP
Sept. 2	SOUTHERN CALIFORNIA	NR/6	ESPN	L	14 50
Sept. 9	UTAH STATE			W	20 0
Sept. 16	at Vanderbilt*		LFS	W	21 19
Sept. 23	ALABAMA*	NR/22	CBS	W (2 OT)	24 23
Oct. 7	at Auburn*	NR/2	CBS	W	27 10
Oct. 14	SE MISSISSIPPI ST. (HC)	17/NR		W	63 7
Oct. 21	OLE MISS*	15/NR	LFS	W	38 3
Oct. 28	LOUISIANA-MONROE*	13/NR	ESPN	W	44 10
Nov. 4	at South Carolina*	12/NR	ESPN	W	26 20
Nov. 11	TENNESSEE*	11/13	ESPN2	W	31 14
Nov. 18	at Mississippi State*	5/NR		W	28 14
Nov. 24	LSU*	5/9	CBS	L	26 31
Dec. 2	vs. Florida*	8/4	CBS	L	28 38
Jan. 1	vs. Wisconsin*	12/6	ABC	L	14 17

* Southeastern Conference game

* Little Rock, Ark.

< 2006 SEC Championship Game (Atlanta, Ga.)

> 2007 Capital One Bowl (Orlando, Fla.)

2007 • (8-5, 4-4 SEC - T-3rd/West)

Captains: Weston Dacus, Marcus Harrison, Robert Johnson, Marcus Monk,

Mattler Richardson, Kevin Woods

DATE	OPPONENT	UA/OPP RK	TV	W L T	UA OPP
Sept. 1	TROY	21/NR		W	46 26
Sept. 15	at Alabama*	16/NR	ESPN	L	38 41
Sept. 22	KENTUCKY*	NR/21	ESPN2	L	29 42
Sept. 29	NORTH TEXAS			W	66 7
Oct. 6	CHATTANOOGA*			W	34 15
Oct. 13	AUBURN*	NR/22	ESPN	L	7 9
Oct. 20	at Ole Miss*			W	44 8
Oct. 27	FIU (HC)			W	58 10
Nov. 3	SOUTH CAROLINA*	NR/23	ESPN2	W	48 36
Nov. 10	at Tennessee*	NR/22	LFS	L	13 34
Nov. 17	MISSISSIPPI STATE*			W	45 31
Nov. 23	at LSU*	NR/1	CBS	W (3 OT)	50 48
Jan. 1	Missouri*	25/7	FOX	L	7 38

* Southeastern Conference game

* Little Rock, Ark.

> 2008 Cotton Bowl (Dallas, Texas)

& Reggie Herring served as interim head coach

* Alabama later vacated win due to NCAA Committee on Infractions penalty



BOBBY PETRINO

4 seasons | 2008-11
34-17

Bobby Petrino was introduced as the head coach of the Razorbacks on Dec. 11, 2007. In just his third season, he led Arkansas to the first BCS game in school history against Ohio State in the Allstate Sugar Bowl. In his final season, he took the Razorbacks to a school-record-tying 11 wins and the first top-five AP finish since 1977.

2008 • (5-7, 2-6 SEC - T-4th/West)

Captains: Casey Dick, Jonathan Luigs, Jamar Love, Malcolm Sheppard

DATE	OPPONENT	UA/OPP RK	TV	W L T	UA OPP
Aug. 30	WESTERN ILLINOIS			W	28 24
Sept. 6	LOUISIANA-MONROE*		RSP	W	28 27
Sept. 20	ALABAMA*	NR/9	Raycom	L	14 49
Sept. 27	at Texas	NR/7	ABC	L	10 52
Oct. 4	FLORIDA*	NR/12	Raycom	L	7 38
Oct. 11	at Auburn*	NR/20	RSP	W	25 22
Oct. 18	at Kentucky*		ESPN	L	20 21
Oct. 25	OLE MISS*		RSP	L	21 23
Nov. 1	TULSA (HC)	NR/19	RSP	W	30 23
Nov. 8	at South Carolina*		ESPN	L	21 34
Nov. 22	at Mississippi State*			L	28 31
Nov. 28	LSU*		CBS	W	31 30

* Southeastern Conference game

* Little Rock, Ark.

2009 • (8-5, 3-5 SEC - T-4th/West)

Captains: Adrian Davis, Wendell Davis, DeMarcus Love, Ryan Mallett, Malcolm Sheppard,

Michael Smith

DATE	OPPONENT	UA/OPP RK	TV	W L T	UA OPP
Sept. 5	MISSOURI STATE*		RSP	W	48 10
Sept. 19	GEORGIA*	NR/23	ESPN	L	41 52
Sept. 26	at Alabama*	NR/3	CBS	L	7 35
Oct. 3	vs. Texas A&M*		ESPN2	W	47 19
Oct. 10	AUBURN*	NR/17	ESPN	W	44 23
Oct. 17	at Florida*	NR/1	CBS	L	20 23
Oct. 24	at Ole Miss*		SEC-R	L	17 30
Oct. 31	EASTERN MICHIGAN (HC)		ESPN	W	63 27
Nov. 7	SOUTH CAROLINA*		SEC-R	W	33 16
Nov. 14	TROY		CBS	W	56 20
Nov. 21	MISSISSIPPI STATE*		SEC-R	W	42 21
Nov. 28	at LSU*	NR/17	ESPN	L (OT)	30 33
Jan. 2	vs. East Carolina*		ESPN	W (OT)	20 17

* Southeastern Conference game

* Little Rock, Ark.

* Arlington, Texas

> 2010 Liberty Bowl (Memphis, Tenn.)

2010 • (10-3, 6-2 SEC - T-2nd/West)

12th AP/12th USA Today

Captains: Jake Bequette, Ramon Broadway, Jerry Franklin, DeMarcus Love,

Ryan Mallett, D.J. Williams

DATE	OPPONENT	UA/OPP RK	TV	W L T	UA OPP
Sept. 4	Tennessee Tech	17/NR	RSP	W	44 3
Sept. 11	LOUISIANA-MONROE*	14/NR	FSN	W	31 7
Sept. 18	at Georgia*	12/NR	ESPN	W	31 24
Sept. 25	ALABAMA*	10/1	CBS	L	20 24
Oct. 9	vs. Texas A&M*	11/NR	ABC	W	24 17
Oct. 16	at Auburn*	12/7	CBS	L	43 65
Oct. 23	OLE MISS*	21/NR	SEC-R	W	38 24
Oct. 30	VANDERBILT (HC)*	19/NR	FSN	W	49 14
Nov. 6	at South Carolina*	17/18	ESPN	W	41 20
Nov. 13	UTEP	14/NR	ESPN	W	58 21
Nov. 20	at Mississippi State*	13/22	ESPN	W (2OT)	38 31
Nov. 27	LSU*	12/6	CBS	W	31 23
Jan. 4	vs. Ohio State*	8/6	ESPN	L	26 31

* Southeastern Conference game

* Little Rock, Ark.

* Arlington, Texas

> 2011 Sugar Bowl (New Orleans, La.)

& Ohio State later vacated win due to NCAA investigation

2011 • (11-2, 6-2 SEC - 3rd/West)

5th AP/5th USA Today

Captains: Jake Bequette, Knile Davis, Jerry Franklin, Jerico Nelson, Tyler Wilson,

Jarius Wright

DATE	OPPONENT	UA/OPP RK	TV	W L T	UA OPP
Sept. 3	MISSOURI STATE	15/NR	RSP	W	51 7
Sept. 10	NEW MEXICO*	14/NR	ESPN	W	52 3
Sept. 17	TROY	14/NR	CBS	W	38 28
Sept. 24	at Alabama*	14/3	CBS	L	14 38
Oct. 1	vs. Texas A&M*	18/14	ESPN	W	42 38
Oct. 8	AUBURN*	10/15	ESPN	W	38 14
Oct. 22	at Ole Miss*	10/NR	SEC-R	W	29 24
Oct. 29	at Vanderbilt*	8/NR	SEC-R	W	31 28
Nov. 5	SOUTH CAROLINA (HC)*	8/10	ESPN	W	44 28
Nov. 12	TENNESSEE*	8/NR	ESPN2	W	49 7
Nov. 19	MISSISSIPPI STATE*	6/NR	CBS	W	44 17
Nov. 25	at LSU*	3/1	CBS	L	17 41
Jan. 6	vs. Kansas State*	7/11	FOX	W	29 16

* Southeastern Conference game

* Little Rock, Ark.

* Arlington, Texas

> 2012 Cotton Bowl (Arlington, Texas)



JOHN L. SMITH

1 season | 2012
4-8

On April 23, 2012, John L. Smith returned to Arkansas as the Razorbacks' head coach for the 2012 season. Smith, who was an assistant at Arkansas from 2009-11, was named a head coach for the sixth time in his career after stops at Idaho, Utah State, Louisville, Michigan State and Weber State.

2012 • (4-8, 2-6 SEC - 6th/West)

Captains: Alfred Davis, Knile Davis, Alonzo Highsmith, Travis Swanson,

Tyler Wilson, Tenarius Wright

DATE	OPPONENT	UA/OPP RK	TV	W L T	UA OPP
Sept. 1	JACKSONVILLE ST.	10/NR	PPV	W	49 24
Sept. 8	LOUISIANA-MONROE*	8/NR	ESPN	L (OT)	31 34
Sept. 15	ALABAMA*	NR/1	CBS	L	0 52
Sept. 22	RUTGERS		ESPN	L	26 35
Sept. 29	at Texas A&M*		SEC-R	L	10 58
Oct. 6	at Auburn*		ESPN2	W	24 7
Oct. 13	KENTUCKY*		FSN	W	49 7
Oct. 27	OLE MISS*		SEC-R	L	27 30
Nov. 3	TULSA (HC)		SEC-R	W	19 15
Nov. 10	at South Carolina*	NR/12	CBS	L	20 38
Nov. 17	at Mississippi State*		SEC-R	L	14 45
Nov. 23	LSU*	NR/8	CBS	L	13 20

* Southeastern Conference game

* Little Rock, Ark.

& Ole Miss later vacated win due to NCAA Committee on Infractions penalty



SEASON-BY-SEASON RESULTS



BRET BIELEMA

5 seasons | 2013-17
29-34

Named the 32nd head coach in program history in December of 2012, Bielema came to Arkansas after having spent seven years as head coach at Wisconsin. He led Arkansas to three straight bowl appearances, highlighted by wins over Texas at the 2014 Texas Bowl and Kansas State at the 2016 Liberty Bowl. In 2014, Arkansas became the first unranked team in college football history to post back-to-back shutouts over ranked opponents after blanking No. 20 LSU and No. 8 Ole Miss.

2013 • (3-9, 0-8 SEC - 7th/West)

Captains: Kiero Small, Travis Swanson, Chris Smith, Robert Thomas

DATE	OPPONENT	UA/OPP RK	TV	W L T	UA	OPP
Aug. 31	LOUISIANA-LAFAYETTE		FSN	W	34	14
Sept. 7	SAMFORD*		PPV	W	31	21
Sept. 14	SOUTHERN MISS.		SEC-R	W	24	3
Sept. 21	at Rutgers		ESPN	L	24	28
Sept. 28	TEXAS A&M*	NR/10	ESPN2	L	33	45
Oct. 5	at Florida*	NR/18	ESPN2	L	10	30
Oct. 12	SOUTH CAROLINA (HC)*	NR/14	SEC-R	L	7	52
Oct. 19	at Alabama*	NR/1	ESPN	L	0	52
Nov. 2	AUBURN*	NR/8	ESPN2	L	17	35
Nov. 9	at Ole Miss*		SEC-R	L	24	34
Nov. 23	MISSISSIPPI STATE*+		SEC-R	L (OT)	17	24
Nov. 29	at LSU*	NR/15	CBS	L	27	31

* Southeastern Conference game

+ Little Rock, Ark.

& Ole Miss later vacated win due to NCAA Committee on Infractions penalty

2014 • (7-6, 2-6 SEC - 7th/West)

Captains: Brandon Allen, Bry Cook, Trey Flowers, Alan Turner

DATE	OPPONENT	UA/OPP RK	TV	W	L	T	UA	OPP
Aug. 30	at Auburn*	NR/6	SECN		L		21	45
Sept. 6	NICHOLLS	SECN-AH		W			73	7
Sept. 13	at Texas Tech	ABC		W			49	28
Sept. 20	NORTHERN ILLINOIS	ESPNJ		W			52	14
Sept. 27	vs. Texas A&M**A	NR/6	CBS		L	(OT)	28	35
Oct. 11	ALABAMA*	NR/7	ESPN2		L		13	14
Oct. 18	GEORGIA**	NR/10	SECN		L		32	45
Oct. 25	UAB (HC)	SECN		W			45	17
Nov. 1	at Mississippi State*	NR/1	ESPN2		L		10	17
Nov. 15	LSU*	NR/20	ESPN2		W		17	0
Nov. 22	OLE MISS*	NR/8	CBS		W		30	0
Nov. 28	at Missouri*	NR/17	CBS		L		14	21
Dec. 29	vs. Texas*	ESPN		W			31	7

* Southeastern Conference game

+ Little Rock, Ark.

* Arlington, Texas

> 2014 AdvoCare V100 Texas Bowl (Houston, Texas)

2015 • (8-5, 5-3 SEC - 3rd/West)

Captains: Brandon Allen, Jonathan Williams, Brooks Ellis, JaMichael Winston

DATE	OPPONENT	UA/OPP RK	TV	W L T	UA	OPP
Sept. 5	UTEP	18/NR	ESPN2	W	48	13
Sept. 12	TOLEDO*	18/NR	SECN-AH	L	12	16
Sept. 19	TEXAS TECH		ESPN2	L	24	35
Sept. 26	vs. Texas A&M**	NR/14	ESPN	L (OT)	21	28
Oct. 3	at Tennessee*		ESPN2	W	24	20
Oct. 10	at Alabama*	NR/8	ESPN	L	14	27
Oct. 24	AUBURN*		SECN	W (4 OT)	54	46
Oct. 31	UT MARTIN (HC)		SECN	W	63	28
Nov. 7	at Ole Miss*	NR/18	CBS	W (OT)	53	52
Nov. 14	at LSU*	NR/9	ESPN	W	31	14
Nov. 21	MISSISSIPPI STATE*		ESPN	L	50	51
Nov. 27	MISSOURI*		CBS	W	28	3
Jan. 2	vs. Kansas State*		ESPN	W	45	23

* Southeastern Conference game

+ Little Rock, Ark.

* Arlington, Texas

> 2016 Autozone Liberty Bowl (Memphis, Tenn)

2016 • (7-6, 3-5 SEC - T-5th/West)

Captains: Brooks Ellis, Dan Skipper, Kody Walker, Deatrice Wise Jr.

DATE	OPPONENT	UA/OPP RK	TV	W L T	UA	OPP
Sept. 3	LOUISIANA TECH		SECN	W	21	20
Sept. 10	at TCU	NR/15	ESPN	W (2 OT)	41	38
Sept. 17	TEXAS STATE	24/NR	SECN-AH	W	42	3
Sept. 24	vs. Texas A&M**	17/10	ESPN	L	24	45
Oct. 1	ALCORN STATE*	20/NR	SECN-AH	W	52	10
Oct. 8	ALABAMA*	16/1	ESPN	L	30	49
Oct. 15	OLE MISS* (HC)	22/12	ESPN	W	34	30
Oct. 22	at Auburn*	17/21	ESPN	L	3	56
Nov. 5	FLORIDA*	NR/11	CBS	W	31	10
Nov. 12	LSU*	25/24	ESPN	L	10	38
Nov. 19	at Mississippi State*		ESPN2	W	58	42
Nov. 25	at Missouri*		CBS	L	24	28
Dec. 29	vs. Virginia Tech*	NR/22	ESPN	L	24	35

* Southeastern Conference game

+ Little Rock, Ark.

* Arlington, Texas

> 2016 Belk Bowl (Charlotte, N.C.)

2017 • (4-8, 1-7 SEC - 7th/West)

Captains: Austin Allen, Frank Ragnow, Santos Ramirez, Kevin Richardson II

DATE	OPPONENT	UA/OPP RK	TV	W L T	UA	OPP
Aug. 31	FLORIDA A&M*		SECN	W	49	7
Sept. 9	TCU	NR/23	CBS		L	7 28
Sept. 23	vs. Texas A&M**A		ESPN	L (OT)	43	50
Sept. 30	NEW MEXICO STATE		SECN	W	42	24
Oct. 7	at South Carolina*		SECN	L	22	48
Oct. 14	at Alabama*	NR/1	ESPN	L	9	41
Oct. 21	AUBURN*	NR/21	SECN	L	20	52
Oct. 28	at Ole Miss*		SECN	W	38	37
Nov. 4	COASTAL CAROLINA (HC)		SECN-AH	W	39	38
Nov. 11	at LSU*	NR/24	ESPN	L	10	33
Nov. 18	MISSISSIPPI STATE*	NR/16	CBS	L	21	28
Nov. 24	MISSOURI*		CBS	L	45	48

* Southeastern Conference game

+ Little Rock, Ark.

* Arlington, Texas



CHAD MORRIS

2 seasons | 2018-19
4-18

Chad Morris was named the 33rd head football in University of Arkansas history on Dec. 6, 2017. Under Morris' fast-paced, no-huddle spread attack from 2010-14, Clemson shattered 127 offensive records (89 individual; 38 team). During his three seasons at SMU (2015-17), Morris turned a 1-11 program before he took over to the program's first bowl bid since 2012 in 2017.

2018 • (2-10, 0-8 SEC - 7th/West)

Captains: Hjalte Froholdt, Dre Greenlaw, De'Jon Harris, Santos Ramirez

DATE	OPPONENT	UA/OPP RK	TV	W L T	UA	OPP	
Sept. 1	EASTERN ILLINOIS	SECN		W	55	20	
Sept. 8	at Colorado State	CBSSN		L	27	34	
Sept. 15	NORTH TEXAS		SECN-AH	L	17	44	
Sept. 22	at Auburn*	NR/7	SECN		L	3	34
Sept. 29	vs. Texas A&M**		ESPN	L	17	24	
Oct. 6	ALABAMA*	NR/1	ESPN		L	31	65
Oct. 13	OLE MISS*		SECN	L	33	37	
Oct. 20	TULSA (HC)		SECN	W	23	0	
Oct. 27	VANDERBILT*		SECN	L	31	45	
Nov. 10	LSU*	NR/13	SECN		L	17	24
Nov. 17	at Mississippi State*	NR/24	ESPN		L	6	52
Nov. 23	at Missouri*		CBS	L	0	38	

* Southeastern Conference game

+ Little Rock, Ark.

* Arlington, Texas

2019 • (2-10, 0-8 SEC - 7th/West)

Captains: McTelvin Agim, De'Jon Harris, T.J. Smith

DATE	OPPONENT	UA/OPP RK	TV	W L T	UA	OPP
Aug. 31	PORTLAND STATE	SECN	W	20	13
Sept. 7	at Ole Miss*	SECN	L	17	31
Sept. 14	COLORADO STATE	SECN	W	55	34
Sept. 21	SAN JOSE STATE	SECN	L	24	31
Sept. 28	vs. Texas A&M*	NR/23	ESPN	L	27	31
Oct. 12	at Kentucky*	SECN	L	20	24
Oct. 19	AUBURN*	NR/11	SECN	L	10	51
Oct. 26	at Alabama*	NR/1	ESPN	L	7	48
Nov. 2	MISSISSIPPI STATE*	SECN	L	24	54
Nov. 9	WESTERN KENTUCKY	SECN	L	19	45
Nov. 23	at LSU*	NR/1	ESPN	L	20	56
Nov. 29	MISSOURI*+6	CBS	L	14	24

* Southeastern Conference game

+ Little Rock, Ark.

* Arlington, Texas

& Barry Lunney Jr. served as interim head coach



SAM PITTMAN

2 seasons | 2020-present
12-11

On Dec. 9, 2019, Sam Pittman was introduced as the 34th head coach in program history. Pittman has restored the pride in the program quickly, leading the Razorbacks back to a bowl game in 2021 and winning the most games in a decade. His second team also made history, winning four trophies for the first time in history, claiming the Southwest Classic, Golden Boot, Battle Line Rivalry and Outback Bowl.

2020 • (3-7, 3-7 SEC - 5th/West)

Captains: Rakeem Boyd, Myron Cunningham, Feleipe Franks, Grant Morgan, Jonathan Marshall

DATE	OPPONENT	UA/OPP RK	TV	W L T	UA	OPP
Sept. 26	GEORGIA*	NR/4	SECN		L	10
Oct. 3	at Mississippi State*	NR/16	SECN-AH		W	21
Oct. 10	at Auburn*	NR/13	ESPN		L	28
Oct. 17	OLE MISS*		SECN	W	33	21
Oct. 31	at Texas A&M*	NR/8	SECN		L	31
Nov. 7	TENNESSEE*		SECN	W	24	13
Nov. 14	at Florida*	NR/6	ESPN		L	35
Nov. 21	LSU*		SECN		L	24
Dec. 5	at Missouri*		SECN		L	48
Dec. 12	ALABAMA*	NR/1	ESPN		L	3
Dec. 31	vs. TCU-S					

* Southeastern Conference game

> 2020 Mercari Texas Bowl (Houston, Texas)

\$ Canceled

2021 • (9-4, 4-4 SEC - 3rd/West)

21st AP/20th USA Today

Captains: Jalen Catalon, Myron Cunningham, Joe Foucha, KJ Jefferson, Grant Morgan

DATE	OPPONENT	UA/OPP RK	TV	W L T	UA	OPP
Sept. 4	RICE		SECN*	W	38	17
Sept. 11	TEXAS	NR/15	ESPN	W	40	21
Sept. 18	GEORGIA SOUTHERN	20/NR	SECN	W	45	10
Sept. 25	vs. Texas A&M*	16/7	CBS	W	20	10
Oct. 2	at Georgia*	8/2	ESPN	L	0	37
Oct. 9	at Ole Miss*	13/17	ESPN	L	51	52
Oct. 16	AUBURN*	17/NR	CBS	L	23	38
Oct. 23	UAPB*		SECN	W	45	3
Nov. 6	MISSISSIPPI STATE*		SECN	W	31	28
Nov. 13	at LSU*		SECN	W (OT)	16	13
Nov. 20	at Alabama*	21/2	CBS	L	35	42
Nov. 26	MISSOURI*	25/NR	CBS	W	34	17
Jan. 1	vs. Penn State	22/NR	ESPN2	W	24	10

* Southeastern Conference game

> 2022 Outback Bowl (Tampa, Fla.)

+ Little Rock, Ark.

* Arlington, Texas



AGAINST ALL OPPONENTS

ALL-TIME RECORDS

In Season Openers128 (100-24-4 [.797])
On Homecoming.....100 (61-35-4 [.630])

OPPONENT	W	L	T	FIRST MTG	LAST MTG
Abilene Christian	1	0	0	1948	1948
Air Force	1	0	0	1975	1975
Alabama	8	24	0	1961*	2021
Alabama-Birmingham	1	0	0	2014	2014
Alcorn State	1	0	0	2016	2016
Arkansas A&M	1	0	0	1944	1944
Arkansas-Pine Bluff	1	0	0	2021	2021
Arizona State	2	0	0	1951	1985*
Auburn	11	19	1	1984*	2021
Austin College	2	0	0	1913	1927
Barksdale Field	1	0	0	1945	1945
Baylor	35	33	2	1904	1991
Boise State	2	0	0	2000	2002
California	1	0	0	1971	1971
Camp Pike	0	1	0	1918	1918
Centenary	3	1	2	1926	1933*
Central Arkansas	2	0	0	1923	1926
Central Florida	1	0	0	2001	2001
Central Missouri State	1	0	0	1917	1917
Central Oklahoma St.	1	0	0	1937	1937
Chattanooga	1	0	0	2007	2007
Chicago	0	0	1	1931	1931
Chiloco College	1	1	0	1905	1906
The Citadel	0	1	0	1992	1992
Coastal Carolina	1	0	0	2017	2017
College of the Ozarks	8	0	0	1927	1935
Colorado State	4	1	0	1974	2019
Dallas Medics	0	1	0	1904	1904
Detroit	2	0	0	1941	1942
Drury College	13	5	2	1896	1923
Duke	0	1	0	1960*	1960*
East Carolina	1	0	0	2009*	2009*
East Central Oklahoma	4	0	0	1929	1941
East Texas State	1	0	0	1948	1948
Eastern Illinois	1	0	0	2018	2018
Eastern Michigan	1	0	0	2009	2009
Fairmont College	2	0	0	1904	1909
Florida	2	10	0	1982*	2020
Florida A&M	1	0	0	2017	2017
Florida International	1	0	0	2007	2007
Fordham	0	1	0	1940	1940
Ft. Scott (Kan.) High	2	2	0	1898	1904
Ft. Smith (Ark.) High	8	0	0	1894	1904
George Washington	0	1	1	1936	1937
Georgia	4	12	0	1968*	2021
Georgia Southern	1	0	0	2021	2021
Georgia Tech	1	1	0	1954*	1959*

OPPONENT	W	L	T	FIRST MTG	LAST MTG
Hardin-Simmons	3	0	0	1956	1962
Haskell College	1	0	1	1907	1908
Hawaii	1	0	0	1987	1987
Henderson State	6	0	0	1908	1929
Hendrix College	15	0	2	1911	1933
Houston	12	6	0	1952	1991
Iowa	0	1	0	1925	1925
Iowa State	1	0	0	1973	1973
Jacksonville State	1	0	0	2012	2012
Joplin (Mo.) High	1	0	1	1899	1901
Kansas	0	2	0	1905	1906
Kansas City Medics	1	1	0	1901	1905
Kansas State	2	3	0	1910	2015*
Kentucky	3	5	0	1998	2019
Kingfisher College	1	0	0	1902	1902
Little Rock (Ark.) High	0	1	0	1901	1901
Louisiana	5	0	0	1991	2013
Louisiana-Monroe	9	1	0	1996	2012
Louisiana Tech	4	0	0	1901	2016
LSU	23	42	2	1901	2021
Memphis	2	3	0	1992	1998
Miami (Fla.)	0	3	0	1987	1991
Michigan	0	1	0	1998*	1998*
Middle Tennessee	1	0	0	1999	1999
Minnesota	0	1	0	2002*	2002*
Mississippi State	18	13	1	1916	2021
Missouri	4	9	0	1906	2021
Missouri State	7	0	0	1911	2011
Missouri-Rolla	15	4	0	1902	1943
Monticello Navy	0	1	0	1943	1943
Navy	2	0	0	1982	1984
Nebraska	1	0	0	1964*	1964*
Neosho (Mo.) High	1	0	0	1902	1902
New Mexico	3	0	0	1983	2011
New Mexico State	6	0	0	1977	2017
Nicholls	1	0	0	2014	2014
Northeastern (Okla.) St.	1	0	0	1924	1924
Norman Navy	0	1	0	1944	1944
North Carolina	0	2	0	1981*	1995*
Northern Illinois	2	0	0	1994	2014
North Texas	9	1	0	1947	2018
Northwestern	1	0	0	1981	1981
Northwestern (La.) St.	3	0	0	1946	1961
Ohio State	0	1	0	2010*	2010*
Oklahoma	4	9	1	1899	2001*
Oklahoma Baptist	2	1	0	1925	1933
Oklahoma Mines	1	0	0	1916	1916
Oklahoma State	30	15	1	1912	1980
Ole Miss	37	30	1	1908	2021
Ouachita College	6	2	1	1897	1923
Pacific	1	0	0	1988	1988

OPPONENT	W	L	T	FIRST MTG	LAST MTG
Penn State	1	0	0	2022*	2022
Phillips College	4	0	1	1920	1925
Pierce City College	1	2	0	1900	1902
Pittsburg (Kan.) State	4	0	0	1908	1936
Portland State	1	0	0	2019	2019
Rhodes College	1	0	0	1928	1928
Rice	36	29	3	1919	2021
Rutgers	0	2	0	2012	2013
Saint Louis	1	2	1	1907	1915
Samford	1	0	0	2013	2013
San Jose State	0	1	0	2019	2019
Santa Clara	0	2	0	1938	1951
South Carolina	13	10	0	1992	2017
South Florida	1	0	0	2002	2002
SE Missouri State	2	0	0	1906	2006
Southern California	1	4	0	1972	2006
Southern Methodist	37	31	5	1920	1999
Southern Miss	1	0	0	2013	2013
Stanford	0	1	0	1970	1970
State College of Missouri	0	2	0	1902	1903
Tahlequah Seminary	1	0	0	1902	1902
Tennessee	6	13	0	1907	2020
Tennessee-Martin	1	0	0	2015	2015
Tennessee Tech	1	0	0	2010	2010
Texas	23	56	0	1894	2021
Texas A&M	42	33	3	1903	2021
TCU	44	24	2	1920	2017
Texas-El Paso	3	0	0	1989	2015
Texas Southwestern	2	0	1	1910	1912
Texas Tech	29	8	0	1957	2015
Texas State	1	0	0	2016	2016
Toledo	0	1	0	2015	2015
Transylvania (Ky.)	0	1	0	1905	1905
Troy	4	0	0	2002	2011
Tulane	3	0	0	1906	1980*
Tulsa	56	14	3	1899	2018
UCLA	0	1	1	1978*	1988*
UNLV	1	1	0	2000*	2001
Utah State	3	0	0	1975	2006
Vanderbilt	7	3	0	1949	2018
Villanova	0	1	0	1939	1939
Virginia Tech	0	1	0	2016*	2016*
Washington (Mo.)	4	1	0	1905	1912
Webb City (Mo.) High	1	0	0	1900	1900
Weber State	1	0	0	2001	2001
Western Illinois	1	0	0	2008	2008
Western Kentucky	0	1	0	2019	2019
Wichita State	6	0	0	1904	1980
William & Mary	1	2	0	1947*	1949
Wisconsin	0	2	0	1912	2006

*Bowl game



VS. 2022 OPPONENTS

CINCINNATI

First meeting

SOUTH CAROLINA

Arkansas leads the series 13-10

DATE	UA/OPP RANK	SITE	RESULT
Sept. 12, 1992		Columbia, S.C.	W, 45-7
Sept. 11, 1993	NR/19	Fayetteville, Ark.	W, 18-17
Sept. 10, 1994		Columbia, S.C.	L, 14-0
Sept. 9, 1995		Fayetteville, Ark.	W, 51-21
Oct. 19, 1996		Columbia, S.C.	L, 23-17
Oct. 18, 1997		Little Rock, Ark.	L, 39-13
Oct. 17, 1998	17/NR	Columbia, S.C.	W, 41-28
Oct. 16, 1999		Little Rock, Ark.	W, 48-14
Oct. 14, 2000	NR/24	Columbia, S.C.	L, 27-7
Oct. 13, 2001	NR/9	Little Rock, Ark.	W, 10-7
Nov. 9, 2002		Columbia, S.C.	W, 23-0
Nov. 6, 2003		Little Rock, Ark.	W, 28-6
Nov. 6, 2004		Columbia, S.C.	L, 35-32
Nov. 5, 2005		Fayetteville, Ark.	L, 14-10
Nov. 4, 2006	12/NR	Columbia, S.C.	W, 26-20
Nov. 3, 2007	NR/23	Fayetteville, Ark.	W, 48-36
Nov. 8, 2008		Columbia, S.C.	L, 34-21
Nov. 7, 2009		Fayetteville, Ark.	W, 33-16
Nov. 6, 2010	17/18	Columbia, S.C.	W, 41-20
Nov. 5, 2011	8/10	Fayetteville, Ark.	W, 44-28
Nov. 10, 2012	NR/12	Columbia, S.C.	L, 38-20
Oct. 12, 2013	NR/14	Fayetteville, Ark.	L, 52-7
Oct. 7, 2017		Columbia, S.C.	L, 48-22

MISSOURI STATE

Arkansas leads the series 7-0

DATE	UA/OPP RANK	SITE	RESULT
Sept. 30, 1911		Fayetteville, Ark.	W, 100-0
Nov. 2, 1918		Fayetteville, Ark.	W, 12-6
Oct. 4, 1924		Fayetteville, Ark.	W, 47-0
Sept. 2, 2000		Little Rock, Ark.	W, 38-0
Sept. 3, 2005		Fayetteville, Ark.	W, 49-17
Sept. 5, 2009		Little Rock, Ark.	W, 48-10
Sept. 3, 2011		Fayetteville, Ark.	W, 51-7

TEXAS A&M

Arkansas leads the series 42-33-3

DATE	UA/OPP RANK	SITE	RESULT
Oct. 31, 1903		Arlington, Texas	L, 6-0
Oct. 29, 1910		Fayetteville, Ark.	W, 5-0
Oct. 18, 1912		Dallas, Texas	L, 27-0
Oct. 15, 1927		College Station, Texas	L, 40-6
Oct. 29, 1928		Fayetteville, Ark.	W, 27-12
Oct. 26, 1929		College Station, Texas	W, 14-13
Oct. 25, 1930		Little Rock, Ark.	W, 13-0
Nov. 3, 1934		College Station, Texas	T, 7-7
Nov. 2, 1935		Little Rock, Ark.	W, 14-7
Oct. 31, 1936		College Station, Texas	W, 18-0
Oct. 30, 1937	20/NR	Fayetteville, Ark.	W, 26-13
Oct. 29, 1938		College Station, Texas	L, 13-7
Nov. 4, 1939	NR/5	Fayetteville, Ark.	L, 27-0
Nov. 2, 1940	NR/5	College Station, Texas	L, 17-0
Nov. 1, 1941	NR/5	Little Rock, Ark.	L, 7-0
Oct. 31, 1942		College Station, Texas	L, 41-0
Oct. 30, 1943	NR/19	Fayetteville, Ark.	L, 13-0
Nov. 4, 1944		College Station, Texas	W, 7-6
Nov. 3, 1945		Fayetteville, Ark.	L, 34-0
Nov. 2, 1946		College Station, Texas	W, 7-0
Nov. 1, 1947		Fayetteville, Ark.	T, 21-21
Oct. 30, 1948		College Station, Texas	W, 28-6

Oct. 29, 1949		Fayetteville, Ark.	W, 27-6
Nov. 4, 1950		College Station, Texas	L, 42-13
Nov. 3, 1951	NR/18	Fayetteville, Ark.	W, 33-21
Nov. 1, 1952		College Station, Texas	L, 31-12
Oct. 31, 1953		Little Rock, Ark.	W, 41-14
Oct. 30, 1954	4/NR	College Station, Texas	W, 14-7
Oct. 29, 1955	NR/11	Fayetteville, Ark.	T, 7-7
Nov. 3, 1956		College Station, Texas	L, 27-0
Nov. 2, 1957	11/1	Fayetteville, Ark.	L, 7-6
Nov. 1, 1958		College Station, Texas	W, 21-8
Oct. 31, 1959	17/NR	Fayetteville, Ark.	W, 12-7
Oct. 29, 1960	12/NR	College Station, Texas	W, 7-3
Nov. 4, 1961	22/NR	Fayetteville, Ark.	W, 15-8
Nov. 3, 1962	8/NR	College Station, Texas	W, 17-7
Nov. 2, 1963	11/NR	Little Rock, Ark.	W, 21-7
Oct. 31, 1964	4/NR	College Station, Texas	W, 17-0
Oct. 30, 1965	2/NR	Little Rock, Ark.	W, 31-0
Oct. 29, 1966	9/21	College Station, Texas	W, 34-0
Nov. 4, 1967		Fayetteville, Ark.	L, 33-21
Nov. 2, 1968	17/NR	College Station, Texas	W, 25-22
Nov. 1, 1969	4/NR	Fayetteville, Ark.	W, 35-13
Oct. 31, 1970	8/NR	College Station, Texas	W, 45-6
Oct. 30, 1971	8/NR	Little Rock, Ark.	L, 17-9
Nov. 4, 1972	20/NR	College Station, Texas	L, 10-7
Nov. 3, 1973		Fayetteville, Ark.	W, 14-10
Nov. 2, 1974	NR/8	College Station, Texas	L, 20-10
Dec. 6, 1975	18/2	Little Rock, Ark.	W, 31-6
Nov. 13, 1976	13/16	Little Rock, Ark.	L, 31-10
Nov. 12, 1977	8/11	College Station, Texas	W, 26-20
Nov. 18, 1978	13/NR	Little Rock, Ark.	W, 26-7
Nov. 17, 1979	8/NR	College Station, Texas	W, 22-10
Nov. 15, 1980		Fayetteville, Ark.	W, 27-24
Nov. 14, 1981	16/NR	College Station, Texas	W, 10-7
Nov. 13, 1982	10/NR	Little Rock, Ark.	W, 35-0
Nov. 12, 1983		College Station, Texas	L, 36-23
Nov. 17, 1984		Fayetteville, Ark.	W, 28-0
Nov. 16, 1985	9/NR	College Station, Texas	L, 10-6
Nov. 15, 1986	17/7	Little Rock, Ark.	W, 14-10
Nov. 14, 1987	20/19	College Station, Texas	L, 14-0
Nov. 12, 1988	11/NR	Fayetteville, Ark.	W, 25-20
Nov. 24, 1989	9/14	College Station, Texas	W, 23-22
Nov. 17, 1990		Fayetteville, Ark.	L, 20-16
Nov. 16, 1991	NR/13	College Station, Texas	L, 13-3
Oct. 3, 2009		Arlington, Texas	W, 47-19
Oct. 9, 2010	11/NR	Arlington, Texas	W, 24-17
Oct. 1, 2011	18/14	Arlington, Texas	W, 42-38
Sept. 29, 2012		College Station, Texas	L, 58-10
Sept. 28, 2013	NR/10	Fayetteville, Ark.	L, 45-33
Sept. 27, 2014	NR/6	Arlington, Texas	L, 35-28 (OT)
Sept. 26, 2015	NR/14	Arlington, Texas	L, 28-21 (OT)
Sept. 24, 2016	17/10	Arlington, Texas	L, 45-24
Sept. 23, 2017		Arlington, Texas	L, 50-43 (OT)
Sept. 29, 2018		Arlington, Texas	L, 24-17
Sept. 28, 2019	NR/23	Arlington, Texas	L, 31-27
Oct. 31, 2020	NR/8	College Station, Texas	L, 42-31
Sept. 25, 2021	NR/7	Arlington, Texas	W, 20-10

ALABAMA

Alabama leads the series 24-8

DATE	UA/OPP RANK	SITE	RESULT
Jan. 1, 1961	9/1	New Orleans, La.	L, 10-3
Jan. 1, 1980	6/2	New Orleans, La.	L, 24-9
Sept. 19, 1992	NR/9	Little Rock, Ark.	L, 38-11
Sept. 18, 1993	NR/2	Tuscaloosa, Ala.	W, 3-43@
Sept. 17, 1994	NR/12	Fayetteville, Ark.	L, 13-6
Sept. 16, 1995	NR/13	Tuscaloosa, Ala.	W, 20-19
Sept. 21, 1996	NR/13	Little Rock, Ark.	L, 17-7
Sept. 20, 1997	NR/11	Tuscaloosa, Ala.	W, 17-16

Sept. 26, 1998	NR/22	Fayetteville, Ark.	W, 42-6
Sept. 25, 1999	14/NR	Tuscaloosa, Ala.	L, 35-28
Sept. 23, 2000		Fayetteville, Ark.	W, 28-21
Sept. 22, 2001		Tuscaloosa, Ala.	L, 31-10
Sept. 28, 2002		Fayetteville, Ark.	L, 30-12
Sept. 27, 2003	9/NR	Tuscaloosa, Ala.	W, 34-31 (2OT)
Sept. 25, 2004		Fayetteville, Ark.	W, 27-10
Sept. 24, 2005		Tuscaloosa, Ala.	L, 24-13^
Sept. 23, 2006	NR/22	Fayetteville, Ark.	W, 24-23 (2OT)
Sept. 15, 2007	16/NR	Tuscaloosa, Ala.	L, 41-38^
Sept. 20, 2008	NR/9	Fayetteville, Ark.	L, 49-14
Sept. 26, 2009	NR/3	Tuscaloosa, Ala.	L, 35-7
Sept. 25, 2010	10/1	Fayetteville, Ark.	L, 24-20
Sept. 24, 2011	14/3	Tuscaloosa, Ala.	L, 38-14
Sept. 15, 2012	NR/1	Fayetteville, Ark.	L, 52-0
Oct. 19, 2013	NR/1	Tuscaloosa, Ala.	L, 52-0
Oct. 11, 2014	NR/7	Fayetteville, Ark.	L, 14-13
Oct. 10, 2015	NR/8	Tuscaloosa, Ala.	L, 27-14
Oct. 8, 2016	16/1	Fayetteville, Ark.	L, 49-30
Oct. 14, 2017	NR/1	Tuscaloosa, Ala.	L, 41-9
Oct. 6, 2018	NR/1	Fayetteville, Ark.	L, 65-31
Oct. 26, 2019	NR/1	Tuscaloosa, Ala.	L, 48-7
Dec. 12, 2020	NR/1	Fayetteville, Ark.	L, 52-3
Nov. 20, 2021	21/2	Tuscaloosa, Ala.	L, 42-35

@ Arkansas victory by NCAA-imposed forfeit

^ Win vacated due to NCAA Committee on Infractions penalty

MISSISSIPPI STATE

Arkansas leads the series 18-13-1

DATE	UA/OPP RANK	SITE	RESULT
Nov. 25, 1916		Memphis, Tenn.	L, 20-7
Sept. 30, 1939		Memphis, Tenn.	L, 19-0
Nov. 7, 1992	NR/19	Starkville, Miss.	L, 10-3
Nov. 6, 1993		Little Rock, Ark.	T, 13-13
Nov. 5, 1994	NR/24	Starkville, Miss.	L, 17-7
Nov. 4, 1995		Little Rock, Ark.	W, 26-21
Nov. 23, 1996		Starkville, Miss.	W, 16-13 (OT)
Nov. 22, 1997	NR/14	Fayetteville, Ark.	W, 17-7
Nov. 21, 1998	9/NR	Starkville, Miss.	L, 22-21
Nov. 20, 1999	22/12	Little Rock, Ark.	W, 14-9
Nov. 18, 2000	NR/13	Starkville, Miss.	W, 17-10 (OT)
Nov. 17, 2001		Fayetteville, Ark.	W, 24-21
Nov. 23, 2002		Starkville, Miss.	W, 26-19
Nov. 22, 2003		Fayetteville, Ark.	W, 52-6
Nov. 20, 2004		Starkville, Miss.	W, 24-21
Nov. 10, 2005		Little Rock, Ark.	W, 44-10
Nov. 18, 2006	5/NR	Starkville, Miss.	W, 28-14
Nov. 17, 2007		Little Rock, Ark.	W, 45-31
Nov. 22, 2008		Starkville, Miss.	L, 31-28
Nov. 21, 2009		Little Rock, Ark.	W, 42-21
Nov. 20, 2010	13/22	Starkville, Miss.	W, 38-31 (2OT)
Nov. 19, 2011	6/NR	Little Rock, Ark.	W, 44-17
Nov. 17, 2012		Starkville, Miss.	L, 45-14
Nov. 23, 2013		Little Rock, Ark.	L, 24-17
Nov. 1, 2014		Starkville, Miss.	L, 17-10
Nov. 21, 2015		Fayetteville, Ark.	L, 51-50
Nov. 18, 2016		Starkville, Miss.	W, 58-42
Nov. 18, 2017	NR/16	Fayetteville, Ark.	L, 28-21
Nov. 17, 2018	NR/24	Starkville, Miss.	L, 52-6
Nov. 2, 2019		Fayetteville, Ark.	L, 54-24
Oct. 3, 2020	NR/16	Starkville, Miss.	W, 21-14
Nov. 6, 2021	NR/17	Fayetteville, Ark.	W, 31-28

BYU

First meeting



VS. 2022 OPPONENTS

AUBURN

Auburn leads the series 19-11

DATE	UA/OPP RANK	SITE	RESULT
Dec. 27, 1984	NR/11	Memphis, Tenn.	L, 21-15
Oct. 31, 1992		Auburn, Ala.	T, 24-24
Oct. 30, 1993		Fayetteville, Ark.	L, 31-21
Oct. 29, 1994	NR/4	Auburn, Ala.	L, 31-14
Oct. 28, 1995	NR/11	Little Rock, Ark.	W, 30-28
Nov. 2, 1996		Auburn, Ala.	L, 28-7
Oct. 25, 1997	NR/11	Fayetteville, Ark.	L, 26-21
Oct. 31, 1998	14/NR	Auburn, Ala.	W, 24-21
Oct. 30, 1999		Fayetteville, Ark.	W, 34-10
Oct. 28, 2000	NR/25	Auburn, Ala.	L, 21-19
Oct. 27, 2001	NR/17	Fayetteville, Ark.	W, 42-17
Oct. 12, 2002	NR/24	Auburn, Ala.	W, 38-17
Oct. 11, 2003	7/NR	Fayetteville, Ark.	L, 10-3
Oct. 16, 2004	NR/4	Auburn, Ala.	L, 38-20
Oct. 15, 2005	NR/21	Fayetteville, Ark.	L, 34-17
Oct. 7, 2006	NR/2	Auburn, Ala.	W, 27-10
Oct. 13, 2007	NR/22	Fayetteville, Ark.	L, 9-7
Oct. 11, 2008	NR/20	Auburn, Ala.	W, 25-22
Oct. 10, 2009	NR/17	Fayetteville, Ark.	W, 44-23
Oct. 16, 2010	12/7	Auburn, Ala.	L, 65-43
Oct. 8, 2011	10/15	Fayetteville, Ark.	W, 38-14
Oct. 6, 2012		Auburn, Ala.	W, 24-7
Nov. 2, 2013	NR/8	Fayetteville, Ark.	L, 35-17
Aug. 30, 2014	NR/6	Auburn, Ala.	L, 45-21
Oct. 24, 2015		Fayetteville, Ark.	W, 54-46 (4OT)
Oct. 22, 2016	17/21	Auburn, Ala.	L, 56-3
Oct. 21, 2017	NR/21	Fayetteville, Ark.	L, 52-20
Sept. 22, 2018	NR/7	Auburn, Ala.	L, 34-3
Oct. 19, 2019	NR/11	Fayetteville, Ark.	L, 51-10
Oct. 10, 2020	NR/13	Auburn, Ala.	L, 30-28
Oct. 16, 2021	17/NR	Fayetteville, Ark.	L, 38-23

LIBERTY

First meeting

LSU

LSU leads the series 42-23-2

DATE	UA/OPP RANK	SITE	RESULT
Nov. 22, 1901		Baton Rouge, La.	L, 15-0
Nov. 30, 1906		Baton Rouge, La.	T, 6-6
Nov. 9, 1907		Little Rock, Ark.	L, 17-12
Nov. 26, 1908		Little Rock, Ark.	L, 36-4
Nov. 13, 1909		Memphis, Tenn.	W, 16-0
Nov. 24, 1910		Little Rock, Ark.	W, 51-0
Nov. 23, 1911		Little Rock, Ark.	W, 11-0
Nov. 9, 1912		Little Rock, Ark.	L, 7-6
Nov. 8, 1913		Shreveport, La.	L, 12-7
Nov. 7, 1914		Shreveport, La.	W, 20-12
Nov. 6, 1915		Shreveport, La.	L, 13-7
Nov. 4, 1916		Shreveport, La.	L, 17-7
Nov. 3, 1917		Shreveport, La.	W, 14-0
Oct. 25, 1919		Shreveport, La.	L, 20-0
Nov. 6, 1920		Shreveport, La.	L, 3-0
Nov. 5, 1921		Shreveport, La.	L, 10-7
Oct. 28, 1922		Shreveport, La.	W, 40-6
Oct. 27, 1923		Shreveport, La.	W, 26-13
Nov. 1, 1924		Shreveport, La.	W, 10-7
Oct. 31, 1925		Shreveport, La.	W, 12-0
Nov. 6, 1926		Shreveport, La.	L, 14-0
Oct. 29, 1927		Shreveport, La.	W, 28-0
Nov. 3, 1928		Shreveport, La.	W, 7-0
Nov. 2, 1929		Shreveport, La.	W, 32-0
Nov. 1, 1930		Shreveport, La.	L, 27-12
Oct. 24, 1931		Shreveport, La.	L, 13-6

Oct. 22, 1932		Shreveport, La.	L, 14-0
Oct. 21, 1933		Shreveport, La.	L, 20-0
Oct. 20, 1934		Shreveport, La.	L, 16-0
Oct. 19, 1935		Shreveport, La.	L, 13-7
Oct. 24, 1936	NR/13	Shreveport, La.	L, 19-7
Jan. 1, 1947	16/8	Dallas, Texas	T, 0-0
Nov. 21, 1953		Little Rock, Ark.	L, 9-8
Nov. 20, 1954	9/NR	Shreveport, La.	L, 7-6
Nov. 19, 1955		Little Rock, Ark.	L, 13-7
Nov. 24, 1956		Shreveport, La.	L, 21-7
Jan. 1, 1966	2/NR	Dallas, Texas	L, 14-7
Nov. 27, 1992		Fayetteville, Ark.	W, 30-6
Nov. 27, 1993		Baton Rouge, La.	W, 42-24
Nov. 26, 1994		Little Rock, Ark.	L, 30-12
Nov. 18, 1995	14/NR	Baton Rouge, La.	L, 28-0
Nov. 29, 1996	NR/19	Little Rock, Ark.	L, 17-7
Nov. 28, 1997	NR/17	Baton Rouge, La.	L, 31-21
Nov. 27, 1998	13/NR	Little Rock, Ark.	W, 41-14
Nov. 26, 1999	17/NR	Baton Rouge, La.	L, 35-10
Nov. 24, 2000	NR/24	Little Rock, Ark.	W, 14-3
Nov. 23, 2001	24/NR	Baton Rouge, La.	L, 41-38
Nov. 29, 2002	NR/18	Little Rock, Ark.	W, 21-20
Nov. 28, 2003	NR/3	Baton Rouge, La.	L, 55-24
Nov. 26, 2004	NR/14	Little Rock, Ark.	L, 43-14
Nov. 19, 2005	NR/3	Baton Rouge, La.	L, 19-17
Nov. 24, 2006	5/9	Little Rock, Ark.	L, 36-26
Nov. 23, 2007	NR/1	Baton Rouge, La.	W, 50-48 (3OT)
Nov. 28, 2008		Little Rock, Ark.	W, 31-30
Nov. 28, 2009	NR/17	Baton Rouge, La.	L, 33-30 (OT)
Nov. 27, 2010	12/6	Little Rock, Ark.	W, 31-23
Nov. 25, 2011	3/1	Baton Rouge, La.	L, 41-17
Nov. 23, 2012	NR/8	Fayetteville, Ark.	L, 20-13
Nov. 29, 2013	NR/15	Baton Rouge, La.	L, 31-27
Nov. 15, 2014	NR/20	Fayetteville, Ark.	W, 17-0
Nov. 14, 2015	NR/9	Baton Rouge, La.	W, 31-14
Nov. 12, 2016	25/24	Fayetteville, Ark.	L, 38-10
Nov. 11, 2017	NR/24	Baton Rouge, La.	L, 33-10
Nov. 10, 2018	NR/13	Fayetteville, Ark.	L, 24-17
Nov. 23, 2019	NR/1	Baton Rouge, La.	L, 56-20
Nov. 21, 2020		Fayetteville, Ark.	L, 27-24
Nov. 13, 2021	25/NR	Baton Rouge, La.	W, 16-13 (OT)

OLE MISS

Arkansas leads the series 37-28-1

DATE	UA/OPP RANK	SITE	RESULT
Oct. 10, 1908		Fayetteville, Ark.	W, 33-0
Nov. 15, 1913		Little Rock, Ark.	L, 21-10
Nov. 14, 1914		Little Rock, Ark.	W, 1-0
Oct. 25, 1924		Little Rock, Ark.	W, 20-0
Oct. 2, 1926		Fayetteville, Ark.	W, 21-6
Sept. 29, 1928		Oxford, Miss.	L, 25-0
Nov. 13, 1937	20/NR	Memphis, Tenn.	W, 32-6
Nov. 16, 1938		Memphis, Tenn.	L, 20-14
Oct. 26, 1940		Memphis, Tenn.	W, 21-20
Nov. 22, 1941		Memphis, Tenn.	L, 18-0
Oct. 24, 1942		Memphis, Tenn.	W, 7-6
Oct. 28, 1944		Memphis, Tenn.	W, 26-18
Oct. 27, 1945		Memphis, Tenn.	W, 19-0
Oct. 26, 1946		Memphis, Tenn.	L, 9-7
Oct. 25, 1947		Memphis, Tenn.	W, 19-14
Oct. 25, 1952		Little Rock, Ark.	L, 34-7
Oct. 24, 1953		Memphis, Tenn.	L, 28-0
Oct. 23, 1954	7/5	Little Rock, Ark.	W, 6-0
Oct. 22, 1955		Oxford, Miss.	L, 17-7
Oct. 27, 1956		Little Rock, Ark.	W, 14-0
Oct. 26, 1957	NR/6	Memphis, Tenn.	W, 12-6
Oct. 25, 1958	NR/6	Little Rock, Ark.	L, 14-12
Oct. 24, 1959	10/4	Memphis, Tenn.	L, 28-0

Oct. 22, 1960	14/2	Little Rock, Ark.	L, 10-7
Sept. 23, 1961	12/9	Jackson, Miss.	L, 16-0
Jan. 1, 1963	6/3	New Orleans, La.	L, 17-13
Jan. 1, 1970	3/13	New Orleans, La.	L, 27-22
Sept. 26, 1981		Jackson, Miss.	W, 27-13
Sept. 25, 1982	9/NR	Little Rock, Ark.	W, 14-12
Sept. 24, 1983		Jackson, Miss.	L, 13-10
Sept. 15, 1984		Little Rock, Ark.	T, 14-14
Sept. 14, 1985	14/NR	Jackson, Miss.	W, 24-19
Sept. 13, 1986	18/NR	Little Rock, Ark.	W, 21-0
Sept. 12, 1987	13/NR	Jackson, Miss.	W, 31-10
Sept. 17, 1988		Little Rock, Ark.	W, 21-13
Sept. 23, 1989	8/NR	Jackson, Miss.	W, 24-17
Sept. 22, 1990	13/NR	Little Rock, Ark.	L, 21-17
Sept. 28, 1991		Jackson, Miss.	L, 24-17
Oct. 17, 1992		Little Rock, Ark.	L, 17-3
Oct. 16, 1993		Jackson, Miss.	L, 19-0
Oct. 15, 1994		Fayetteville, Ark.	W, 31-7
Oct. 14, 1995		Memphis, Tenn.	W, 13-6
Nov. 9, 1996		Fayetteville, Ark.	W, 13-7
Nov. 6, 1997		Oxford, Miss.	L, 19-9
Nov. 7, 1998	11/NR	Fayetteville, Ark.	W, 34-0
Nov. 6, 1999	NR/23	Oxford, Miss.	L, 38-16
Nov. 4, 2000		Fayetteville, Ark.	L, 38-24
Nov. 3, 2001		Oxford, Miss.	W, 58-56 (7OT)
Oct. 26, 2002		Fayetteville, Ark.	W, 48-28
Oct. 25, 2003	21/NR	Oxford, Miss.	L, 19-7
Nov. 13, 2004		Fayetteville, Ark.	W, 35-3
Nov. 12, 2005		Oxford, Miss.	W, 28-17
Oct. 21, 2006	15/NR	Fayetteville, Ark.	W, 38-3
Oct. 20, 2007		Oxford, Miss.	W, 44-8
Oct. 25, 2008		Fayetteville, Ark.	L, 23-21
Oct. 24, 2009		Oxford, Miss.	L, 30-17
Oct. 23, 2010	21/NR	Fayetteville, Ark.	W, 38-24
Oct. 22, 2011	10/NR	Oxford, Miss.	W, 29-24
Oct. 27, 2012		Little Rock, Ark.	L, 30-27^
Nov. 9, 2013		Oxford, Miss.	L, 34-24^
Nov. 22, 2014	NR/8	Fayetteville, Ark.	W, 30-0
Nov. 7, 2015	NR/18	Oxford, Miss.	W, 53-52 (OT)
Oct. 15, 2016	22/12	Fayetteville, Ark.	W, 34-30
Oct. 28, 2017		Oxford, Miss.	W, 38-37
Oct. 13, 2018		Little Rock, Ark.	L, 37-33
Sept. 7, 2019		Oxford, Miss.	L, 31-17
Oct. 17, 2020		Fayetteville, Ark.	W, 33-21
Oct. 9, 2021	13/17	Oxford, Miss.	L, 52-51

^ Win vacated due to NCAA Committee on Infractions penalty

MISSOURI

Missouri leads the series 9-4

DATE	UA/OPP RANK	SITE	RESULT
Nov. 10, 1906		Columbia, Mo.	L, 11-0
Sept. 23, 1944		Columbia, Mo.	W, 7-6
Sept. 28, 1963	8/NR	Little Rock, Ark.	L, 7-6
Dec. 31, 2003		Shreveport, La.	W, 27-14
Jan. 1, 2008	25/7	Dallas, Texas	L, 38-7
Nov. 28, 2014	NR/17	Columbia, Mo.	L, 21-14
Nov. 27, 2015		Fayetteville, Ark.	W, 28-3
Nov. 25, 2016		Columbia, Mo.	L, 35-24
Nov. 24, 2017		Fayetteville, Ark.	L, 48-45
Nov. 23, 2018		Columbia, Mo.	L, 38-0
Nov. 29, 2019		Little Rock, Ark.	L, 24-14
Dec. 5, 2020		Columbia, Mo.	L, 50-48
Nov. 26, 2021	25/NR	Fayetteville, Ark.	W, 34-17



OVERTIME

ARKANSAS' NCAA RECORDS SET IN OVERTIME

- Longest games in NCAA history: eight overtimes (Illinois at Penn State, 2021), seven overtimes (Arkansas at Kentucky, 2003; Arkansas at Ole Miss, 2001; North Texas at FIU, 2006; Western Michigan at Buffalo, 2017 and LSU at Texas A&M, 2018)
- Most points scored in overtime: 47 at Kentucky, 2003
- Most points scored in overtime (both teams): 86, UA at Kentucky, 2003
- Second-most points scored in an overtime game (both teams): 134, UA at Kentucky, 2003



On one of the most memorable plays in recent program history, **HUNTER HENRY** helped Arkansas convert a first down on 4th-and-25 in overtime at Ole Miss in 2015. The Razorbacks scored two plays later and won the game with a two-point conversion.

RAZORBACKS IN OVERTIME IN OVERTIME (13-7)

1996	at Mississippi State	W	16-13	OT
2000	at Mississippi State	W	17-10	OT
2001	at Ole Miss	W	58-56	7 OT
2002	at Tennessee	L	41-38	6 OT
2003	at Alabama	W	34-31	2 OT
2003	at Kentucky	W	71-63	7 OT
2006	Alabama	W	24-23	2 OT
2007	at LSU	W	50-48	3 OT
2009	at LSU	L	33-30	OT
2009	vs. East Carolina	W	20-17	OT
2010	at Mississippi State	W	38-31	2 OT
2012	ULM	L	34-31	OT
2013	Mississippi State	L	24-17	OT
2014	Texas A&M	L	35-28	OT
2015	vs. Texas A&M	L	28-21	OT
2015	Auburn	W	54-46	4 OT
2015	at Ole Miss	W	53-52	OT
2016	at TCU	W	41-38	2 OT
2017	Texas A&M	L	50-43	OT
2021	at LSU	W	16-13	OT

ARKANSAS 71, KENTUCKY 63 (7 OT)

NOV. 1, 2003 • LEXINGTON, KY.

	1Q	2Q	3Q	4Q	1OT	2OT	3OT	4OT	5OT	6OT	7OT	TOTAL
ARKANSAS	7	14	0	3	7	7	3	8	6	8	8	71
KENTUCKY	7	0	7	10	7	7	3	8	6	8	0	63

SCORING SUMMARY

1st	UA DeCori Birmingham 10 run (Chris Balseiro kick); UK Andrew Hopewell 6 blocked punt return (Taylor Begley kick)
2nd	UA Richard Smith 26 pass from Matt Jones (Balseiro kick); UA Tom Crowder recovered blocked punt in end zone (Balseiro kick)
3rd	UK Alexis Bwenge 51 pass from Jared Lorenzen (Begley kick)
4th	UK Begley 34 field goal; UA Balseiro 37 field goal; UK Chris Benard 13 pass from Lorenzen (Begley kick)
1st OT	UA Mark Pierce 1 run (Balseiro kick); UK Bwenge 2 run (Begley kick)
2nd OT	Bwenge 7 run (Begley kick); UA Jason Peters 7 pass from Matt Jones (Balseiro kick)
3rd OT	UA Balseiro 25 field goal; UK Begley 24 field goal
4th OT	Lorenzen 1 run (Derek Abney pass from Lorenzen); UA Jones 3 run (Pierce pass from Jones)
5th OT	George Wilson 15 pass from Jones (pass failed); UK Lorenzen 2 run (pass failed)
6th OT	Lorenzen 1 run (Tommy Cook pass from Lorenzen); UA Pierce 2 run (Wilson pass from Jones)
7th OT	UA Birmingham 25 run (Peters pass from Jones)

	ARKANSAS	KENTUCKY
First Downs	29	29
Rushing	15	13
Passing	14	12
Penalty	0	4
Rushing Attempts-Net Yards	71-334	52-180
Net Yards Passing	271	326
Passing	28-17-0	51-28-1
Total Plays-Total Offense	99-605	103-506
Punts	6-34.3	7-40.0
Fumbles	5-2	2-1
Penalties	12-87	8-60
Possession Time	32:53	27:07
Third-Down Conversions	13-22	10-22
Fourth-Down Conversions	1-1	2-3
Sacks By: Number-Yards	2-13	2-17

INDIVIDUAL STATISTICS

RUSHING: UA - DeCori Birmingham 40-196; Matt Jones 15-112; Cedric Cobbs 9-46; Carlos Ousley 1-9; Mark Pierce 2-3; Steven Harris 1-(-15); Ryan Sorahan 3-(-17). UK - Alexis Bwenge 22-89; Jared Lorenzen 15-39; Draak Davis 5-35; Shane Boyd 4-17; Derek Abney 1-2; Ronald Johnson 1-1; Team 1-0; Keenan Burton 3-(-3).

PASSING: UA - Matt Jones 25-16-0, 260; Ryan Sorahan 3-1-0, 11. UK Jared Lorenzen 49-28-1, 326; Shane Boyd 2-0-0.

RECEIVING: UA - George Wilson 9-172; Richard Smith 5-69; Carlos Ousley 1-12; Jared Hicks 1-11; Jason Peters 1-7. UK Derek Abney 10-91; Chris Bernard 4-82; Tommy Cook 4-39; Draak Davis 4-13; Jeremi Drobney 2-25; Alexis Bwenge 1-51; Glenn Holt 1-17; Keenan Burton 1-7; Shane Boyd 1-1.

ARKANSAS 58, OLE MISS 56 (7 OT)

NOV. 3, 2001 • OXFORD, MISS.

	1Q	2Q	3Q	4Q	1OT	2OT	3OT	4OT	5OT	6OT	7OT	TOTAL
ARKANSAS	0	7	3	7	7	0	6	6	6	8	8	58
OLE MISS	7	7	3	7	7	0	6	6	6	8	6	56

SCORING SUMMARY

1st	UM Joe Gunn 1 run (Nichols kick);
2nd	UA Cedric Cobbs 2 run (O'Donohoe kick)
3rd	UA Brennan O'Donohoe 45 field goal; UM Jonathon Nichols 32 field goal
4th	UA Mark Pierce 2 run (O'Donohoe kick); UM Jason Armstead 3 pass from Eli Manning (Nichols kick)
1st OT	UA Cobbs 16 run (O'Donohoe kick); UM Armstead 11 pass from Manning (Nichols kick)
3rd OT	UA Matt Jones 25 run (rush failed); UM Gunn 1 run (pass failed)
4th OT	UM Bill Flowers 21 pass from Manning (pass failed); UA George Wilson 24 pass from Jones (rush failed)
5th OT	UA Jones 8 run (pass failed); UM Doug Zeigler 12 pass from Manning (pass failed)
6th OT	UM Zeigler 15 pass from Manning (Charles Stackhouse run); UA Pierce 2 run (Peters pass from Jones)
7th OT	UA Pierce 2 run (Birmingham pass from Jones); UM Armstead 3 pass from Manning (pass failed)

	ARKANSAS	OLE MISS
First Downs	32	28
Rushing	22	10
Passing	10	17
Penalty	0	1
Rushing Attempts-Net Yards	80-370	50-145
Net Yards Passing	161	312
Passing	26-12-1	42-27-0
Total Plays-Total Offense	106-531	92-457
Punts	5-37.6	5-36.2
Fumbles	1-1	1-1
Penalties	4-40	4-16
Possession Time	33:34	26:26
Third-Down Conversions	16-26	7-17
Fourth-Down Conversions	3-3	2-2
Sacks By: Number-Yards	1-3	0-0

INDIVIDUAL STATISTICS

RUSHING: UA - Fred Talley 23-113; Matt Jones 18-110; Cedric Cobbs 22-100; Mark Pierce 11-39; Zak Clark 2-5; DeCori Birmingham 4-3. UM - Joe Gunn 31-102; Robert Williams 5-34; Charles Stackhouse 8-27; Toward Sanford 1-0; Eli Manning 4-(-9).

PASSING: UA - Zak Clark 9-20-1, 100; Matt Jones 3-6-0, 61. UM - Eli Manning 27-42-0, 312.

RECEIVING: UA - George Wilson 8-105; Mark Pierce 2-19; Nathan Ball 1-23; Marcellus Poydras 1-0. UM - Bill Flowers 7-97; Doug Zeigler 5-102; Jason Armstead 5-27; Charles Stackhouse 4-40; Chris Collins 3-15; Omar Rayford 2-19; Robert Williams 1-2.



BOWL HISTORY



1934 DIXIE CLASSIC
Jan. 1, 1934
Dallas, Texas
Centenary, T 7-7



1947 COTTON BOWL
Jan. 1, 1947
Dallas, Texas
LSU, T 0-0



1948 DIXIE BOWL
Jan. 1, 1948
Birmingham, Ala.
William & Mary, W, 21-19



1955 COTTON BOWL
Jan. 1, 1955
Dallas, Texas
Georgia Tech, L, 14-6




1960 GATOR BOWL
Jan. 2, 1960
Jacksonville, Fla.
Georgia Tech, W, 14-7



1961 COTTON BOWL
Jan. 1, 1961
Dallas, Texas
Duke, L, 7-6



1962 SUGAR BOWL
Jan. 1, 1962
New Orleans, La.
Alabama, L, 10-3




1963 SUGAR BOWL
Jan. 1, 1963
New Orleans, La.
Ole Miss, L, 17-13




1965 COTTON BOWL
Jan. 1, 1965
Dallas, Texas
Nebraska, W, 10-7



1966 COTTON BOWL
Jan. 1, 1966
Dallas, Texas
LSU, L, 14-7



1969 SUGAR BOWL
Jan. 1, 1969
New Orleans, La.
Georgia, W, 16-2



1970 SUGAR BOWL
Jan. 1, 1970
New Orleans, La.
Ole Miss, L, 27-22




1971 LIBERTY BOWL
Dec. 20, 1971
Memphis, Tenn.
Tennessee, L, 14-13



1976 COTTON BOWL
Jan. 1, 1976
Dallas, Texas
Georgia, W, 31-10



1978 ORANGE BOWL
Jan. 2, 1978
Miami, Fla.
Oklahoma, W, 31-6



1978 FIESTA BOWL
Dec. 25, 1978
Tempe, Ariz.
UCLA, T 10-10



1980 SUGAR BOWL
Jan. 1, 1980
New Orleans, La.
Alabama, L, 24-9



1980 HALL OF FAME BOWL
Dec. 27, 1980
Birmingham, Ala.
Tulane, W, 34-15



1981 GATOR BOWL
Dec. 28, 1981
Jacksonville, Fla.
North Carolina, L, 31-27



1982 BLUEBONNET BOWL
Dec. 31, 1982
Houston, Texas
Florida, W, 28-24




1984 LIBERTY BOWL
Dec. 27, 1984
Memphis, Tenn.
Auburn, L, 21-15



1985 HOLIDAY BOWL
Dec. 22, 1985
San Diego, Calif.
Arizona State, W, 18-17




1987 ORANGE BOWL
Jan. 1, 1987
Miami, Fla.
Oklahoma, L, 42-8



1987 LIBERTY BOWL
Dec. 29, 1987
Memphis, Tenn.
Georgia, L, 20-17




1989 COTTON BOWL
Jan. 2, 1989
Dallas, Texas
UCLA, L, 17-3



1990 COTTON BOWL
Jan. 1, 1990
Dallas, Texas
Tennessee, L, 31-27



1991 INDEPENDENCE BOWL
Dec. 29, 1991
Shreveport, La.
Georgia, L, 24-15



1995 CARQUEST BOWL
Dec. 30, 1995
Miami, Fla.
North Carolina, L, 20-10



1999 FLORIDA CITRUS BOWL
Jan. 1, 1999
Orlando, Fla.
Michigan, L, 45-31



2000 COTTON BOWL
Jan. 1, 2000
Dallas, Texas
Texas, W, 27-6



2000 LAS VEGAS BOWL
Dec. 21, 2000
Las Vegas, Nev.
UNLV, L, 31-14



2002 COTTON BOWL
Jan. 1, 2002
Dallas, Texas
Oklahoma, L, 10-3



2002 MUSIC CITY BOWL
Dec. 30, 2002
Nashville, Tenn.
Minnesota, L, 29-14



2003 INDEPENDENCE BOWL
Dec. 31, 2003
Shreveport, La.
Missouri, W, 27-14



2007 CAPITAL ONE BOWL
Jan. 1, 2007
Orlando, Fla.
Wisconsin, L, 17-14



2008 COTTON BOWL
Jan. 1, 2008
Dallas, Texas
Missouri, L, 38-7



2010 LIBERTY BOWL
Jan. 2, 2010
Memphis, Tenn.
E. Carolina, W, 20-17 (OT)




2011 SUGAR BOWL
Jan. 4, 2011
New Orleans, La.
Ohio State, L, 31-26*



2012 COTTON BOWL
Jan. 7, 2012
Arlington, Texas
Kansas State, W, 29-16




2014 TEXAS BOWL
Dec. 29, 2014
Houston, Texas
Texas, W, 31-7



2016 LIBERTY BOWL
Jan. 2, 2016
Memphis, Tenn.
Kansas State, W, 45-23



2016 BELK BOWL
Dec. 29, 2016
Charlotte, N.C.
Virginia Tech, L, 35-24



2022 OUTBACK BOWL
Jan. 1, 2022
Tampa, Fla.
Penn State, W, 24-10

*Ohio State later vacated win due to NCAA penalty



BOWL RECORDS

INDIVIDUAL

MOST CARRIES	Marius Johnson	North Carolina	1995 Carquest Bowl	29
MOST YARDS GAINED RUSHING	Roland Sales	Oklahoma	1978 Orange Bowl	205
LONGEST RUN FROM SCRIMMAGE	Felix Jones	Wisconsin	2007 Capital One Bowl	76
MOST PASSES ATTEMPTED	Ryan Mallett	Ohio State	2011 Sugar Bowl	47
MOST PASSES COMPLETED	Ryan Mallett	Ohio State	2011 Sugar Bowl	24
MOST YARDS GAINED PASSING	Bill Montgomery	Ole Miss	1970 Sugar Bowl	338
MOST TOUCHDOWN PASSES	Austin Allen	Virginia Tech	2016 Belk Bowl	2
	Brandon Allen	Texas	2014 Texas Bowl	2
	Tyler Wilson	Kansas State	2012 Cotton Bowl	2
	Ryan Mallett	Ohio State	2011 Sugar Bowl	2
	Robby Hampton	UNLV	2000 Las Vegas Bowl	2
	Clint Stoerner	Michigan	1999 Florida Citrus Bowl	2
	Brad Taylor	North Carolina	1981 Gator Bowl	2
	Bill Montgomery	Ole Miss	1970 Sugar Bowl	2
MOST CONSECUTIVE PASSES COMPLETED	Austin Allen	Virginia Tech	2016 Belk Bowl	11
LONGEST PASS COMPLETION	B. Gray-J. Lamb	Ole Miss	1963 Sugar Bowl	68
MOST PASS RECEPTIONS	Chuck Dicus	Georgia	1969 Sugar Bowl	12
MOST YARDS GAINED RECEIVING	Chuck Dicus	Ole Miss	1970 Sugar Bowl	171
	Derek Holloway	North Carolina	1981 Gator Bowl	171
MOST TOUCHDOWN RECEPTIONS	32 players (last: Keon Hatcher 2016 Belk Bowl)			1
MOST PUNTING YARDS	Tom Murphy	Centenary	1934 Dixie Classic	572
MOST PUNTS	Tom Murphy	Centenary	1934 Dixie Classic	13
BEST PUNTING AVERAGE	Allen Meacham	UCLA	1989 Cotton Bowl	49.2 (6 punts, 295 yards)
LONGEST PUNT	Allen Meacham	UCLA	1989 Cotton Bowl	71
MOST INTERCEPTIONS THROWN	Austin Allen	Virginia Tech	2016 Belk Bowl	3
MOST INTERCEPTIONS	Louis Campbell	Tennessee	1971 Liberty Bowl	3
MOST INTERCEPTION RETURN YARDS	Mel McGaha	William & Mary	1948 Dixie Bowl	70
LONGEST INTERCEPTION RETURN	Mel McGaha	William & Mary	1948 Dixie Bowl	70
MOST ALL-PURPOSE YARDS	Alex Collins	Kansas State	2016 Liberty Bowl	259
			(25 plays, 185 yards rushing, 74 kick return yards)	
MOST YARDS GAINED TOTAL OFFENSE	Bill Montgomery	Ole Miss	1970 Sugar Bowl	360
			(46 plays, 22 yards rushing, 338 yards passing)	
MOST PUNT RETURNS	Reggie Fish	Wisconsin	2007 Capital One Bowl	5 (15 yards)
MOST PUNT RETURN YARDS	Gary Anderson	Tulane	1980 Hall of Fame Bowl	80
LONGEST PUNT RETURN	Gary Anderson	Tulane	1980 Hall of Fame Bowl	80
MOST KICKOFF RETURNS	Felix Jones	Missouri	2008 Cotton Bowl	4
	Dedrick Poole	Minnesota	2002 Music City Bowl	4
	Steven Harris	UNLV	2000 Las Vegas Bowl	4
	James Rouse	Georgia	1987 Liberty Bowl	4
	Marshall Foreman	Oklahoma	1987 Orange Bowl	4
	Lance Alworth	Alabama	1962 Sugar Bowl	4
MOST KICKOFF RETURN YARDS	Marshall Foreman	Oklahoma	1987 Orange Bowl	92
LONGEST KICKOFF RETURN	Alex Collins	Kansas State	2016 Liberty Bowl	68
MOST POINTS SCORED	Alex Collins	Kansas State	2016 Liberty Bowl	18 (3 TDs)
MOST TOUCHDOWNS SCORED	Alex Collins	Kansas State	2016 Liberty Bowl	3
MOST FIELD GOALS	Chris Balseiro	Missouri	2003 Independence Bowl	4
MOST FIELD GOAL ATTEMPTS	Bob White	Georgia	1969 Sugar Bowl	5
MOST PATS	Cole Hedlund	Kansas State	2016 Liberty Bowl	6
MOST PAT ATTEMPTS	Cole Hedlund	Kansas State	2016 Liberty Bowl	6
LONGEST SCORING RUN	Felix Jones	Wisconsin	2007 Capital One Bowl	76
LONGEST SCORING PASS	B. Taylor-D. Holloway	North Carolina	1981 Gator Bowl	66
LONGEST FIELD GOAL	Kendall Trainor	UCLA	1989 Cotton Bowl	49
LONGEST SCORING INTERCEPTION RETURN	Mel McGaha	William & Mary	1948 Dixie Bowl	70
LONGEST SCORING PUNT RETURN	Gary Anderson	Tulane	1980 Hall of Fame Bowl	80

TEAM

MOST FIRST DOWNS	Tennessee	1990 Cotton Bowl	31
MOST FIRST DOWNS RUSHING	Florida	1982 Bluebonnet Bowl	22
MOST FIRST DOWNS PASSING	Kansas State	2016 Liberty Bowl	14
	Ohio State	2011 Sugar Bowl	14
MOST FIRST DOWNS PENALTY	Georgia	1991 Independence Bowl	5
MOST YARDS RUSHING	Tulane	1980 Hall of Fame Bowl	383
MOST CARRIES	Tennessee	1990 Cotton Bowl	72
MOST YARDS PASSING	Ole Miss	1970 Sugar Bowl	338
MOST ATTEMPTS PASSING	Ohio State	2011 Sugar Bowl	47
MOST COMPLETIONS	Ohio State	2011 Sugar Bowl	24
MOST PASSES HAD INTERCEPTED	Oklahoma	1987 Orange Bowl	5
	Georgia	1991 Independence Bowl	5
MOST TOUCHDOWN PASSES	Virginia Tech	2016 Belk Bowl	2
	Texas	2014 Texas Bowl	2
	Kansas State	2012 Cotton Bowl	2
	Ohio State	2011 Sugar Bowl	2
	Minnesota	2002 Music City Bowl	2
	UNLV	2000 Las Vegas Bowl	2
	Michigan	1999 Citrus Bowl	2
	North Carolina	1981 Gator Bowl	2
	Ole Miss	1970 Sugar Bowl	2
MOST YARDS TOTAL OFFENSE	Kansas State	2016 Kansas Bowl	569
MOST PLAYS TOTAL OFFENSE	Tennessee	1990 Cotton Bowl	94
MOST PENALTIES	Virginia Tech	2016 Belk Bowl	12 (75 yards)
	Wisconsin	2007 Capital One Bowl	12 (123 yards)

MOST YARDS PENALIZED	Wisconsin	2007 Capital One Bowl	123 (12 penalties)
FEWEST PENALTIES	Tulane	1980 Hall of Fame Bowl	1
	Alabama	1980 Sugar Bowl	1
	LSU	1947 Cotton Bowl	1
FEWEST YARDS PENALIZED	LSU	1947 Cotton Bowl	5
MOST FUMBLES	Georgia	1976 Cotton Bowl	6
MOST FUMBLES LOST	Missouri	2008 Cotton Bowl	4
MOST INTERCEPTIONS	Tennessee	1971 Liberty Bowl	3
	Georgia	1969 Sugar Bowl	3
MOST INTERCEPTION RETURN YARDS	William & Mary	1948 Dixie Bowl	70
MOST PUNT RETURNS	Texas	2000 Cotton Bowl	6
MOST PUNT RETURN YARDS	Tulane	1980 Hall of Fame Bowl	80
MOST KICKOFF RETURNS	Missouri	2008 Cotton Bowl	7
	Minnesota	2002 Music City Bowl	7
MOST KICKOFF RETURN YARDS	Missouri	2008 Cotton Bowl	168
MOST POINTS SCORED	Kansas State	2016 Liberty Bowl	45
FEWEST POINTS SCORED	LSU	1947 Cotton Bowl	0
MOST POINTS ALLOWED	Michigan	1999 Citrus Bowl	45
FEWEST POINTS ALLOWED	LSU	1947 Cotton Bowl	0



RYAN MALLET broke the Arkansas bowl record for pass attempts and pass completions and tied the school record for most passing touchdowns in a bowl game at the 2011 Allstate Sugar Bowl against Ohio State.



BOWL RECORDS

INDIVIDUAL (OPPONENT)

MOST CARRIES	Dominique Lindsay	East Carolina	2010 Liberty Bowl	33
MOST YARDS GAINED RUSHING	Tony Temple	Missouri	2008 Cotton Bowl	281
MOST PASSES ATTEMPTED	Nickie Hall	Tulane	1980 Hall of Fame Bowl	37
MOST PASSES COMPLETED	Nate Hybl	Oklahoma	2002 Cotton Bowl	24
MOST YARDS GAINED PASSING	Archie Manning	Ole Miss	1970 Sugar Bowl	273
MOST TOUCHDOWN PASSES	Jason Thomas	UNLV	2000 Las Vegas Bowl	3
	Bob Hewko	Florida	1982 Bluebonnet Bowl	3
MOST PASS RECEPTIONS	Quentin Griffin	Oklahoma	2002 Cotton Bowl	9
MOST YARDS GAINED RECEIVING	Tai Streets	Michigan	1999 Citrus Bowl	129
MOST TOUCHDOWN RECEPTIONS	Dwayne Dixon	Florida	1982 Bluebonnet Bowl	3
MOST PUNTS	Spike Jones	Georgia	1969 Sugar Bowl	10
MOST PUNTING YARDS	Spike Jones	Georgia	1969 Sugar Bowl	386
MOST INTERCEPTIONS	Pat Pinkney	East Carolina	2010 Liberty Bowl	2
	John Stocco	Wisconsin	2007 Capital One Bowl	2
	Michael Lehan	Minnesota	2002 Music City Bowl	2
	Sonny Brown	Oklahoma	1987 Orange Bowl	2
	George Wilson	Alabama	1962 Sugar Bowl	2
MOST INTERCEPTION YARDS RETURNED	Ian Gold	Michigan	1999 Citrus Bowl	46
MOST ALL-PURPOSE YARDS	Tony Temple	Missouri	2008 Cotton Bowl	281
MOST YARDS GAINED TOTAL OFFENSE	Terrelle Pryor	Ohio State	2011 Sugar Bowl	336
MOST PUNT RETURNS	Curtis Fagan	Oklahoma	2002 Cotton Bowl	7
MOST PUNT RETURN YARDS	Troy Mason	UNLV	2000 Las Vegas Bowl	51
MOST POINTS SCORED	Tony Temple	Missouri	2008 Cotton Bowl	24
MOST TOUCHDOWNS SCORED	Tony Temple	Missouri	2008 Cotton Bowl	4
MOST FIELD GOALS MADE	Dan Nystrom	Minnesota	2002 Music City Bowl	5
LONGEST FIELD GOAL	Taylor Mehlhaff	Wisconsin	2007 Capital One Bowl	52
	Cloyce Hinton	Ole Miss	1970 Sugar Bowl	52
LONGEST RUN FROM SCRIMMAGE	Chuck Webb	Tennessee	1990 Cotton Bowl	78
LONGEST SCORING RUN	Chuck Webb	Tennessee	1990 Cotton Bowl	78
LONGEST PASS COMPLETION	A. Kelly-A. Morgan	Tennessee	1990 Cotton Bowl	84
LONGEST SCORING PASS	A. Kelly-A. Morgan	Tennessee	1990 Cotton Bowl	84
LONGEST INTERCEPTION RETURN	Eddie Brown	Tennessee	1971 Liberty Bowl	47

TEAM (OPPONENT)

MOST RUSHING ATTEMPTS	North Carolina	1981 Gator Bowl	65
MOST NET YARDS RUSHING	Missouri	2008 Cotton Bowl	323
MOST PASSES COMPLETED	Oklahoma	2002 Cotton Bowl	24
	Texas	2000 Cotton Bowl	24
MOST YARDS PASSING	Ole Miss	1970 Sugar Bowl	273
MOST TOTAL OFFENSE YARDS	Tennessee	1990 Cotton Bowl	470
MOST PUNTS	Centenary	1934 Dixie Classic	13
MOST POINTS	Michigan	1999 Citrus Bowl	45
MOST FIELD GOALS MADE	Minnesota	2002 Music City Bowl	5
FEWEST FIRST DOWNS	Texas	2014 Texas Bowl	7
FEWEST FIRST DOWNS RUSHING	Texas	2014 Texas Bowl	1
	Wisconsin	2007 Capital One Bowl	1
FEWEST FIRST DOWNS PASSING	Alabama	1962 Sugar Bowl	0
MOST FUMBLES	Georgia	1969 Sugar Bowl	7
MOST FUMBLES LOST	Georgia	1969 Sugar Bowl	5
MOST PENALTIES	UNLV	2000 Las Vegas Bowl	12
	Michigan	1999 Citrus Bowl	12
MOST PENALTY YARDS	UNLV	2000 Las Vegas Bowl	119
FEWEST RUSHING ATTEMPTS	Kansas State	2016 Liberty Bowl	22
FEWEST NET YARDS RUSHING	Texas	2000 Cotton Bowl	-27
MOST YARDS LOST	Georgia	1969 Sugar Bowl	96
FEWEST PASSES COMPLETED	Oklahoma	1987 Orange Bowl	2
FEWEST TOTAL OFFENSE PLAYS	Kansas State	2016 Liberty Bowl	47
FEWEST TOTAL OFFENSE YARDS	Nebraska	1965 Cotton Bowl	168
FEWEST PASSES ATTEMPTED	Oklahoma	1987 Orange Bowl	5
FEWEST YARDS PASSING	Alabama	1962 Sugar Bowl	20



ALEX COLLINS set Arkansas bowl records for most all-purpose yards, longest kickoff return, most points scored and most touchdowns in the Razorbacks' 45-23 win over Kansas State in the 2016 AutoZone Liberty Bowl.



PRO HOGS IN THE NFL DRAFT

NFL DRAFT QUICK FACTS

- At least one player drafted in 27 straight drafts.
- A defensive lineman has been drafted in five of the last six years and seven of the last nine.
- Multiple picks in 11 of last 12 Drafts.
- Treyton Burks became the 24th Razorback to be selected in the first round when he was tabbed 18th overall by Tennessee.

2022	Team	Pos	Rd	Pick
Treyton Burks	Tennessee	WR	1	18
John Ridgeway	Dallas	DT	5	178
Montaric Brown	Jacksonville	CB	7	222

2021	Team	Pos	Rd	Pick
Jonathan Marshall	New York Jets	DL	6	207

2020	Team	Pos	Rd	Pick
McTelvin Agim	Denver	DL	3	95
Kamren Curl	Washington	DB	7	216

2019	Team	Pos	Rd	Pick
Hjalte Froholdt	New England	G	4	118
Dre Greenlaw	San Francisco	LB	5	148
Armon Watts	Minnesota	DT	6	190

2018	Team	Pos	Rd	Pick
Frank Ragnow	Detroit	C	1	20
David Williams	Denver	RB	7	226

2017	Team	Pos	Rd	Pick
Deatrich Wise Jr.	New England	DE	4	131
Jeremy Sprinkle	Washington	TE	5	154
Jeremiah Ledbetter	Detroit	DE	6	205

2016	Team	Pos	Rd	Pick
Hunter Henry	San Diego	TE	2	35
Jonathan Williams	Buffalo	RB	5	156
Alex Collins	Seattle	RB	5	171
Sebastian Tretola	Tennessee	G	6	193
Brandon Allen	Jacksonville	QB	6	201

2015	Team	Pos	Rd	Pick
Trey Flowers	New England	DE	4	101
Martrell Spaight	Washington	LB	5	141
Tevin Mitchel	Washington	CB	6	182
Darius Philon	San Diego	DT	6	192
AJ Derby	New England	TE	6	202

2014	Team	Pos	Rd	Pick
Travis Swanson	Detroit	C	3	76
Chris Smith	Jacksonville	DE	5	159
Kiero Small	Seattle	FB	7	227
Zach Hocker	Washington	K	7	228

2013	Team	Pos	Rd	Pick
Knile Davis	Kansas City	RB	3	96
Tyler Wilson	Oakland	QB	4	112
Cobi Hamilton	Cincinnati	WR	6	197
Chris Gragg	Buffalo	TE	7	222

2012	Team	Pos	Rd	Pick
Jake Bequette	New England	DE	3	90
Joe Adams	Carolina	WR	4	104
Jarius Wright	Minnesota	WR	4	118
Greg Childs	Minnesota	WR	4	134

2011	Team	Pos	Rd	Pick
Ryan Mallett	New England	QB	3	74
D.J. Williams	Green Bay	TE	5	141
DeMarcus Love	Minnesota	T	6	168

2010	Team	Pos	Rd	Pick
Mitch Petrus	New York Giants	G	5	147

2009	Team	Pos	Rd	Pick
Jonathan Luigs	Cincinnati	C	4	106

2008	Team	Pos	Rd	Pick
Darren McFadden	Oakland	RB	1	4
Felix Jones	Dallas	RB	1	22
Marcus Harrison	Chicago Bears	DT	3	90
Nate Garner	New York Jets	T	7	211
Peyton Hillis	Denver	FB	7	227
Marcus Monk	Chicago Bears	WR	7	248

2007	Team	Pos	Rd	Pick
Jamaal Anderson	Atlanta	DE	1	8
Chris Houston	Atlanta	DB	2	41
Tony Ugoh	Indianapolis	T	2	42
Keith Jackson Jr.	St. Louis Rams	DT	7	248

2006	Team	Pos	Rd	Pick
Vickiel Vaughn	San Francisco	DB	7	254

2005	Team	Pos	Rd	Pick
Matt Jones	Jacksonville	WR	1	21
Jeb Huckeba	Seattle	LB	5	159

2004	Team	Pos	Rd	Pick
Shawn Andrews	Philadelphia	G	1	16
Ahmad Carroll	Green Bay	DB	1	25
Caleb Miller	Cincinnati	LB	3	80
Cedric Cobbs	New England	RB	4	128
Tony Bua	Miami	LB	5	160
Bo Lacy	Pittsburgh	T	6	177

2003	Team	Pos	Rd	Pick
Ken Hamlin	Seattle	DB	2	42

2002	Team	Pos	Rd	Pick
Carlos Hall	Tennessee	DE	7	240

2001	Team	Pos	Rd	Pick
Quinton Caver	Philadelphia	LB	2	55
Randy Garner	Atlanta	DE	6	167



FRANK RAGNOW became the second-highest drafted Razorback offensive lineman in NFL Draft history when the Detroit Lions called his name in the first round with the No. 20 overall pick of the 2018 NFL Draft.

2000	Team	Pos	Rd	Pick
Kenoy Kennedy	Denver	DB	2	45
Bobbie Williams	Philadelphia	G	2	61
David Barrett	Arizona	DB	4	102
Anthony Lucas	Green Bay	WR	4	114
Emanuel Smith	Jacksonville	WR	6	196

1999	Team	Pos	Rd	Pick
Brandon Burlsworth	Indianapolis	G	3	63
Melvin Bradley	Arizona	DE	6	202
Madre Hill	Cleveland Browns	RB	7	207
Ryan Hale	New York Giants	DT	7	225

1998	Team	Pos	Rd	Pick
David Sanders	Oakland	DE	7	235

1997	Team	Pos	Rd	Pick
Anthony Hicks	Green Bay	LB	5	160

1996	Team	Pos	Rd	Pick
Steve Conley	Pittsburgh	LB	3	72
Junior Soli	San Diego	DT	5	155

1994	Team	Pos	Rd	Pick
Henry Ford	Houston	DT	1	26
Isaac Davis	San Diego	G	2	43

1993	Team	Pos	Rd	Pick
Raylee Johnson	San Diego	DE	4	95



PRO HOGS IN THE NFL DRAFT



Selected with the fourth overall pick in the 2008 NFL Draft by the Oakland Raiders, **DARREN MCFADDEN** joined Dan Hampton as the highest choice in program history in the draft's modern era (1970-present).

1991

Derek Russell..... Denver..... WR..... 4 89

1990

Barry Foster..... Pittsburgh..... RB..... 5 128
James Rouse..... Chicago Bears..... RB..... 8 200
Elbert Crawford..... Los Angeles Rams..... G..... 8 216
Anthony Cooney..... Chicago Bears..... DB..... 12 310

1989

Wayne Martin..... New Orleans..... DE..... 1 19
Steve Atwater..... Denver..... DB..... 1 20
Fred Childress..... Cincinnati..... G..... 2 55
Kerry Owens..... Cincinnati..... LB..... 4 89
Richard Brothers..... Chicago Bears..... DB..... 7 189
Kendall Trainor..... Phoenix..... K..... 9 234
LaSalle Harper..... Chicago Bears..... LB..... 9 243

1987

Greg Horne..... Cincinnati..... P..... 5 139
Theo Young..... Pittsburgh..... TE..... 12 317

1986

Greg Lasker..... New York Giants..... DB..... 2 53
Ravin Caldwell..... Washington..... LB..... 5 113
Bobby Edmonds Jr..... Seattle..... WR..... 5 126
Nick Miller..... Cleveland Browns..... LB..... 5 127
Kevin Wyatt..... Miami..... DB..... 5 136

1984

Ron Faurot..... New York Jets..... DE..... 1 15
Keith Kidd..... Minnesota..... WR..... 9 235

1983

Billy Ray Smith Jr..... San Diego..... LB..... 1 5
Gary Anderson..... San Diego..... RB..... 1 20
Steve Korte..... New Orleans..... C..... 2 38
Danny Walters..... San Diego..... DB..... 4 95

1982

Jeff Goff..... Washington..... LB..... 12 322

1981

Steve Cox..... Cleveland Browns..... P..... 5 134
Bobby Duckworth..... San Diego..... WR..... 6 162
Kevin Evans..... New Orleans..... DB..... 8 215
Hugh Jernigan..... Detroit..... DB..... 9 238
Trent Bryant..... Baltimore Colts..... DB..... 10 259

1980

Tom Ginn..... Detroit..... C..... 5 120
Mike Massey..... Oakland..... LB..... 11 291
Roland Sales..... Cleveland Browns..... RB..... 11 294
Kevin Scanlon..... Los Angeles Rams..... QB..... 12 332

1979

Dan Hampton..... Chicago Bears..... DT..... 1 4
Jerry Eckwood..... Tampa Bay..... RB..... 3 60
Vaughn Lusby..... Cincinnati..... DB..... 4 91
Ben Cowins..... Philadelphia..... RB..... 4 94
Michael Forrest..... Kansas City..... RB..... 12 305

1978

Steve Little..... St. Louis Cardinals..... K..... 1 15
Leotis Harris..... Green Bay..... G..... 6 144

1977

R. C. Thielemann..... Atlanta..... G..... 2 36
Greg Koch..... Green Bay..... T..... 2 39
Gerald Skinner..... New England..... T..... 4 109
Dennis Winston..... Pittsburgh..... LB..... 5 132
Curtis Townsend..... San Diego..... LB..... 10 265

1976

Ike Forte..... New England..... RB..... 2 35
Mike Kirkland..... Baltimore Colts..... QB..... 5 143
Scott Bull..... San Francisco..... QB..... 6 177
Richard LaFarge..... Philadelphia..... C..... 8 216
Rolland Fuchs..... Pittsburgh..... RB..... 11 319

1975

Rollen Smith..... Cincinnati..... DB..... 6 145
Floyd Hogan..... Cleveland Browns..... DB..... 9 215
Marsh White..... New York Giants..... RB..... 12 287
Brisson Manor..... New York Jets..... DT..... 15 380

1974

Danny Rhodes..... Baltimore Colts..... LB..... 6 140
Jack Ettinger..... Chicago Bears..... WR..... 7 160
Dickey Morton..... Pittsburgh..... RB..... 11 283

1973

Joe Ferguson..... Buffalo..... QB..... 3 57
Dave Reavis..... Pittsburgh..... DE..... 5 106
Tom Reed..... Atlanta..... G..... 8 195
Mike Reppond..... Buffalo..... WR..... 9 215
Don Wunderly..... Pittsburgh..... DT..... 10 258
Mike Griffin..... Chicago Bears..... G..... 12 291
Jim Hodge..... Atlanta..... WR..... 17 428

1972

Bill McClard..... San Diego..... K..... 3 61
Tom Mabry..... New York Giants..... T..... 8 184
Mike Kelson..... New England..... T..... 9 220
Ronnie Jones..... St. Louis Cardinals..... LB..... 11 265

1971

Jerry Moore..... Chicago Bears..... DB..... 4 89
Chuck Dicus..... San Diego..... WR..... 7 169
Bill Burnett..... Baltimore Colts..... RB..... 9 234
Bruce James..... Philadelphia..... LB..... 16 395
Pat Morrison..... Buffalo..... TE..... 17 419

1970

Terry Stewart..... New York Jets..... DB..... 6 150
Jerry Dossey..... Dallas..... G..... 8 205
Bruce Maxwell..... Detroit..... RB..... 10 253
Bob Stankovich..... Kansas City..... G..... 10 260
Rodney Brand..... New York Giants..... C..... 14 350
Cliff Powell..... St. Louis Cardinals..... LB..... 17 423

1969

Jim Barnes..... Minnesota..... G..... 5 121
Webster Hubbell..... Chicago Bears..... G..... 8 197
Gary Adams..... Philadelphia..... DB..... 12 288



PRO HOGS IN THE NFL DRAFT

1968

Ernie Ruple..... Pittsburgh..... T..... 236
Ronnie South..... New Orleans..... QB..... 5115

1967

Loyd Phillips..... Chicago Bears..... DE..... 110
Harry Jones..... Philadelphia..... RB..... 119
Martine Bercher..... Atlanta..... DB..... 6151

1966

James Lindsey..... Minnesota..... RB..... 227
Dick Cunningham..... Detroit..... T..... 9136
Mike Bender..... Atlanta..... G.....10141
Bobby Burnett..... Chicago Bears..... RB.....10152
Jim Williams..... Minnesota..... DE.....16237
Bobby Crockett..... New York Giants..... WR.....19282

1965

Glen Ray Hines..... St. Louis Cardinals..... T..... 682
Ronnie Caveness..... Los Angeles Rams..... LB..... 9121

1964

Wes Bryant..... Minnesota..... T..... 790
Jerry Lamb..... St. Louis Cardinals..... E.....793
Gordon Quest..... Washington..... QB.....20270

1963

Danny Brabham..... St. Louis Cardinals..... LB..... 330
Billy Moody..... Los Angeles Rams..... HB.....12155
Dave Adams..... Washington..... G.....16218
Bill Clay..... St. Louis Cardinals..... E.....20269

1962

Lance Alworth..... San Francisco..... WR..... 18
John Childress..... Washington..... G.....10127
George McKinney..... Philadelphia..... B.....13180
Jerry Mazzanti..... Philadelphia..... DE.....16223

1961

Paul Dudley..... Green Bay..... B..... 454
Jim Collier..... New York Giants..... TE.....795

1959

Charley Sample..... Green Bay..... B.....20229
Donnie Stone..... Chicago Bears..... HB.....21249

1958

Don Christian..... San Francisco..... B.....21251

1957

Billy Ray Smith Sr. Los Angeles Rams..... DT..... 326
George Walker..... Cleveland Browns..... B..... 328
Ronnie Underwood..... Baltimore Colts..... B..... 554

1956

Preston Carpenter..... Cleveland Browns..... E..... 113
Henry Moore..... New York Giants..... DB..... 219
Buddy Benson..... Pittsburgh..... B.....27316
Gerry Nesbitt..... New York Giants..... B.....27321
Bill Fuller..... New York Giants..... T.....28333

1955

Bud Brooks..... Detroit..... G..... 513
A. J. Baker..... Washington..... B.....27316

1954

Lamar McHan..... Chicago Cardinals..... QB..... 12
Floyd Sagely..... San Francisco..... DB..... 671
Tom Garlington..... Chicago Bears..... T..... 890
Sammy Dumas..... Chicago Cardinals..... G.....14158
Jack Troxell..... Chicago Cardinals..... B.....17194
Buster Graves..... Detroit..... T.....19229

1953

Lew Carpenter..... Detroit..... HB..... 897
John Cole..... Baltimore Colts..... B.....10110
Buddy Sutton..... Baltimore Colts..... B.....15170

1952

Bob Griffin..... Los Angeles..... LB..... 225
Pat Summerall..... Detroit..... E..... 445
Dave Hanner..... Green Bay..... DT..... 552
Fred Williams..... Chicago Bears..... DT..... 556
Billy Jurney..... Chicago Bears..... E..... 892
Bill Ward..... New York Yanks..... G.....13146
Frank Fischel..... Chicago Cardinals..... E.....20232

1951

Jack Richards..... Philadelphia..... E..... 893
Louis Schaufele..... Philadelphia..... B.....10116
Buddy Brown..... Washington..... G.....26221
Buddy Rogers..... Chicago Bears..... B.....26312
Fred Williams..... Cleveland Browns..... DT.....26315
Marv Stendel..... Philadelphia..... E.....28332
Leon Campbell..... Chicago Bears..... FB.....28336

1950

Leon Campbell..... Baltimore Colts..... FB..... 215
Bill Bass..... Baltimore Colts..... B..... 9106
John Lunney..... Los Angeles Rams..... G.....12155
Billy Hix..... Philadelphia..... E.....14183
Alvin Duke..... Washington..... B.....18227
Geno Mazzanti..... Baltimore Colts..... HB.....26327

1949

John Hoffman..... Chicago Bears..... HB..... 549
Ross Pritchard..... Washington..... B.....17168
Ed Hamilton..... Los Angeles Rams..... E.....22217
Frank Lambright..... Green Bay..... G.....25243

1948

Clyde Scott..... Philadelphia..... HB..... 18
Jim Minor..... Detroit..... T..... 425
Don Richards..... Green Bay..... T..... 527
Aubrey Fowler..... Philadelphia..... HB.....18162
Floyd Thomas..... Green Bay..... C.....20181
Theron Roberts..... New York Giants..... G.....23206

1947

Alton Baldwin..... Boston Yanks..... E..... 425
Earl Wheeler..... Washington..... C.....15128
Herm Lubker..... Green Bay..... E.....26241

1946

Mike Schumchyk..... Los Angeles..... E..... 980
Alton Baldwin..... Chicago Cardinals..... E.....29271

1945

Leon Pense..... Pittsburgh..... DB..... 979
Lamar Dingler..... Green Bay..... E..... 987
Ben Jones..... Boston Yanks..... E.....11102
Jim Young..... New York Giants..... T.....11108
Bob Boozer..... New York Giants..... T.....13130
Marv Lindsey..... Green Bay..... B.....14142
Charley Lively..... Brooklyn..... T.....20199
Ray Pipkin..... New York Giants..... B.....29306

1944

Virgil Johnson..... Green Bay..... E.....11104
David Jones..... Cleveland Rams..... B.....22229
Paul Paladino..... Green Bay..... G.....29302

1943

Bob Forte..... Green Bay..... B.....1198
Jay Lawhorn..... Philadelphia..... T.....23212
Harry Wynne..... Pittsburgh..... E.....24227
Bob Green..... Brooklyn..... T.....27254

1942

Firman Bynum..... Detroit..... T.....16145
R. C. Pitts..... Brooklyn..... E.....17157

1941

Red Hickey..... Philadelphia..... E..... 698
Milt Simington..... Cleveland Rams..... G..... 974
Maurice Britt..... Detroit..... E.....13115
Johnny Frieberger..... Green Bay..... E.....1513

1940

Kay Eakin..... Pittsburgh..... HB..... 13
Saul Singer..... Philadelphia..... T..... 643
Wilfred Thorpe..... Cleveland Rams..... G..... 975
Bolo Perdue..... Washington..... DE.....16148

1939

Lloyd Woodell..... New York Giants..... C.....760

1938

Jack Robbins..... Chicago Cardinals..... HB..... 15
Jim Benton..... Cleveland Rams..... E..... 211
Ray Hamilton..... Cleveland Rams..... E..... 641
Dwight Sloan..... Chicago Cardinals..... B.....1085



PRO HOGS IN THE NFL

A

Chad Abernathy.....Minnesota, Scottish (NFLE) [2000]
 Gary Adams.....Philadelphia [1969]; Pottstown (ACFL) [1969]
 Joe Adams.....Carolina [2012-13]; Edmonton (CFL) [2014]; Houston [2014];
 British Columbia (CFL) [2014]; Texas (CIF) [2016-17]; San Jose (AFL) [2016]
 O'Neal Adams.....New York Giants [1942-45]; Brooklyn (AAFC) [1946-47]
 McTelvin Agim.....Denver [2020-pres.]
 Anders Akerstrom.....New Orleans [2005]; Frankfurt (NFLE) [2005]; Hamburg (NFLE) [2006]
 Winston Alderson.....Houston, Amsterdam (NFLE) [1998]
 Austin Allen.....Tampa Bay [2018]; Salt Lake (AAF) [2019]
 Brandon Allen.....Jacksonville [2016-17]; Los Angeles Rams [2017-18];
 Denver [2019]; Cincinnati [2020-pres.]
 Lance Alworth*.....San Diego [1962-70]; Dallas [1971-72]
 Gary Anderson*.....Tampa Bay (USFL) [1983-85]; San Diego [1985-88];
 Tampa Bay [1990-93]; Detroit [1993]; Memphis (CFL) [1995]
 Jamaal Anderson*.....Atlanta [2007-10]; Indianapolis [2011];
 Cincinnati [2012-13]; Chicago [2013]
 Ken Anderson.....Chicago [1999]; Rhein (NFLE) [2000]; Orlando (XFL) [2001]
 Shawn Andrews*.....Philadelphia [2004-09]; New York Giants [2010]
 Rick Apolskis.....New York Giants; Barcelona (WLAF) [1991]; Birmingham (WLAF) [1992]
 Steve Atwater*.....Denver [1989-98]; New York Jets [1999]

B

Herman Bagby.....Brooklyn (AAFC) [1926]; Cleveland (AAFC) [1927]
 Alvin Bailey.....Seattle [2013-15]; Cleveland [2016-17]
 Alton Baldwin.....Buffalo (AAFC) [1947-49]; Green Bay [1950];
 Ottawa (CFL) [1951-52]; Hamilton (CFL) [1953]
 Hubert Barker.....Patterson (AA) [1942]; New York Giants [1942-45]
 David Barrett.....Arizona [2000-03]; New York Jets [2004-08]
 Jake Bequette.....New England [2012-15]
 Jay Bequette.....Oklahoma (USFL) [1984]
 Geno Bell.....New York Jets [1998-99]; Cleveland [2000]
 Mike Bender.....Atlanta [1966]
 Ken Benson.....Toronto (CFL) [1992-93]; Baltimore (CFL) [1995-96];
 Toronto (CFL) [1996-97]; Saskatchewan (CFL) [1998-99]
 Jim Benton.....Cleveland Rams [1938-42]; Chicago [1943];
 Cleveland Rams [1944-45]; Los Angeles [1946-47]



During his 10 seasons with the Denver Broncos, **STEVE ATWATER** was selected to the Pro Bowl eight times, second-most in franchise history. Atwater started all 155 games while he was with Denver, including Super Bowl XXXII, where he posted one of the best performances ever by a safety in a Super Bowl.

DeCoti Birmingham.....New England [2005]; New York Jets [2005]; San Francisco [2006];
 New York Giants [2006-07]; Indianapolis [2007]; Carolina [2007-09];
 Toronto (CFL) [2010]
 Kirk Botkin.....New England [1994]; New Orleans [1994-95]; Pittsburgh [1996-97]
 Danny Brabham.....Houston [1963-67]; Cincinnati [1968]
 Vincent Bradford.....San Francisco [1997]; Rhein (NFLE) [1998-00]
 Melvin Bradley.....Arizona [1999]; Calgary (CFL) [2002]; Winnipeg (CFL) [2004]
 Jesse Branch.....Calgary (CFL) [1963-64]; Edmonton (CFL) [1965]
 Robert Brannon.....Portland (USFL) [1985]; Cleveland [1987]; New Orleans [1987]
 Sam Breeden.....New Orleans [2004]; Green Bay [2005];
 Frankfurt (NFLE) [2005]; Saskatchewan (CFL) [2006]
 Jermaine Brooks.....Dallas [2003-05]
 Richard Brothers.....Chicago [1989]; Toronto (CFL) [1989]
 Anthony Brown.....Chicago [2007]
 Maurice Britt.....Detroit [1941]
 Jon Brittenum.....San Diego [1968]; Arkansas (CFL) [1969]
 Bud Brooks.....Detroit [1955]
 Richard Brothers.....Chicago [1989]; Toronto (CFL) [1989]
 Bill Brown.....Washington [1951-52]; Green Bay [1953-56]
 Trent Bryant.....Kansas City [1982-83, 87]; Washington [1981]; Chicago (USFL) [1984];
 Arizona (USFL) [1985]; Los Angeles (USFL) [1985]; Saskatchewan (CFL) [1986-87]
 Wes Bryant.....Minnesota [1964]; Toronto (CFL) [1965]
 Tony Bua.....Miami [2004-05]; Cincinnati [2006]; Calgary (CFL) [2007]
 Scott Bull.....San Francisco [1976-78]
 Dick Bumpas.....British Columbia (CFL) [1974]; Pittsburgh; Memphis (WFL) [1974-76]
 Brandon Burlsworth.....Indianapolis [1998]
 Bobby Burnett.....Buffalo [1966-67]; Denver [1969]; Las Vegas (COFL) [1969]

C

Ron Calcagni.....Montreal (CFL) [1979]; Ottawa (CFL) [1980-81]
 Ravin Caldwell.....Washington [1987-92]
 Leon Campbell.....Baltimore [1950]; Chicago [1952-54]; Pittsburgh [1955]
 Lew Carpenter.....Detroit [1953-55]; Cleveland [1957-58]; Green Bay [1959-63]
 Preston Carpenter*.....Cleveland [1956-59]; Pittsburgh [1960-63]; Washington [1964-66];
 Minnesota [1966]; Miami [1967]
 Ahmad Carroll*.....Green Bay [2004-05]; Jacksonville [2006]; Orlando (AFL) [2008];
 New York Jets [2008-09]; Virginia (UFL) [2011]; Orlando (UFL) [2012];
 Orlando (AFL) [2012]; Arizona (AFL) [2012]; Toronto (CFL) [2012]
 Albert Casey.....St. Louis Browns
 Daryl Cato.....Miami (AAFC) [1946]
 Ronnie Caveness.....Kansas City [1965]; Houston [1966-68]
 Quinton Caver.....Philadelphia [2001-02]; Kansas City [2002-04];
 Dallas [2005-06]; Hamilton (CFL) [2007]
 Tyrone Chatman.....British Columbia (CFL) [1994-97]
 Freddie Childress.....New England [1991]; Cleveland [1992]; Shreveport (CFL) [1994];
 Birmingham (CFL) [1995]; Calgary (CFL) [1997-03]; Saskatchewan (CFL) [2004-06]
 Greg Childs.....Minnesota [2012-13]
 Chrys Chukwuma.....Dallas [2000]; Las Vegas (XFL) [2001]; Tennessee [2001];
 Edmonton (CFL) [2002]; Montgomery (AIFA) [2005]; Arkansas (NFL) [2006]
 Jessie Clark.....Green Bay [1983-87]; Detroit [1988]; Phoenix [1988-89]; Minnesota [1989-90]
 Thomas Cobb.....Kansas City [1926]; Cleveland [1927]; Detroit [1928]; Chicago Cardinals [1931]
 Cedric Cobbs.....New England [2004-05]; Denver [2006]; Arkansas (AF2) [2008]
 Raymond Cole.....Milwaukee [1940-41]
 James Collier.....New York Giants [1962]; Washington [1963]
 Alex Collins.....Seattle [2016-17]; Baltimore [2017-19]; Seattle [2020-pres.]
 Steven Conley.....Pittsburgh [1996-98]; Indianapolis [1998];
 Saskatchewan (CFL) [1999]; Chicago (XFL) [2001]
 Brey Cook.....Washington [2015]
 Grant Cook.....Green Bay [2012]; Minnesota [2012]
 Anthony Cooney.....Chicago [1990]; San Antonio (WLAF) [1991-92]
 D.J. Cooper.....New Orleans; Memphis (XFL) [2001]
 Charles Corgan.....Kansas City [1924-26]; Hartford [1926]; New York Giants [1927]
 Ben Cowins.....Philadelphia [1979]; Kansas City [1979]; Toronto, (CFL) [1980]
 Steve Cox.....Cleveland [1981-84]; Washington [1985-88]
 Reggie Craig.....Kansas City [1975-76]; Buffalo [1977]; Cleveland [1977]
 Elbert Crawford.....Los Angeles Rams [1990]; New England [1990-91]; Denver [1992]
 Milan Creighton.....Chicago Cardinals [1931-37]
 Bobby Crockett.....Buffalo [1966-69]
 Tom Crowder.....Dallas [2004-06]
 Dick Cunningham.....Detroit [1966]; Buffalo [1967-72]; Philadelphia [1973]; Houston [1973]
 De'Anthony Curtis.....Tampa Bay [2012]
 Kamren Curl.....Washington [2020-pres.]



PRO HOGS IN THE NFL

D

Weston Dacus..... Kansas City [2008-09]; Florida (UFL) [2010]; Virginia (UFL) [2011]
 Kim Dameron..... Memphis (USFL) [1984]
 Joe Dean Davenport..... San Francisco; Indianapolis [2001-03]
 Andrew Davie..... New York Jets [2009]; Carolina [2009]
 Brandon Davis#..... Cleveland [2002]; Philadelphia [2003]
 Curt Davis..... Atlanta [2001]
 Isaac Davis..... San Diego [1994-97]; New Orleans [1997]; Minnesota [1998];
 Oakland [1999]; Memphis (XFL) [2001]
 Knile Davis..... Kansas City [2013-16]; Green Bay [2016]; New York Jets [2016];
 Kansas City [2017]; Pittsburgh [2017]; Chicago [2018]
 A.J. Derby..... New England [2015-16]; Denver [2016-17]; Miami [2017-18]; New Orleans [2019]
 Ron Dickerson Jr. Kansas City [1993-94]; Scottish (NFLE) [1996-97]; London (NFLE) [1997]
 Chuck Dicus..... San Diego [1971-72]; Pittsburgh [1973]
 Arrion Dixon..... Kansas City [2005-06]
 Ray Dominguez..... Green Bay [2011]; Carolina [2012]; Dallas [2013]; Orlando (AFL) [2015]
 Freddie Douglas..... Pittsburgh; Tampa Bay [1976]
 Bobby Duckworth..... San Diego [1982-84]; Los Angeles Rams [1985-86]; Philadelphia [1986]
 Paul Dudley..... New York Giants [1962]; Philadelphia [1963];
 Calgary (CFL) [1964-65]; Saskatchewan (CFL) [1966]

E

Kay Eakin*..... New York Giants [1940-41]; Miami (AAFC) [1946]
 Jerry Eckwood..... Tampa Bay [1979-81]
 Bobby Joe Edmonds..... Seattle [1986-88]; Los Angeles Raiders [1989];
 Detroit [1989]; Tampa Bay [1995]
 Brooks Ellis..... New England [2017]; Jacksonville [2018]
 Anthony Eubanks..... Dallas [1998]
 Jack Ettinger..... Memphis (WFL) [1974]

F

Ron Fautrot..... New York Jets [1984-85]
 Robert Felton..... Buffalo [2008]; Oakland [2008]
 Joe Ferguson..... Buffalo [1973-84]; Detroit [1985-87]; Tampa Bay [1988-89];
 Indianapolis [1990]; San Antonio (CFL) [1995]
 Milton Fields..... Birmingham (USFL) [1984]; Washington [1984]
 Trey Flowers..... New England [2015-18]; Detroit [2019-pres.]
 Henry Ford*..... Houston/Tennessee [1994-2002]; New Orleans [2003]
 Ike Forte..... New England [1976-77]; Washington [1978-80]; New York Giants [1981]
 Robert Forte..... Green Bay [1946-53]
 Barry Foster..... Pittsburgh [1990-94]
 Aubrey Fowler..... Baltimore Colts [1948]
 Jerry Franklin..... Denver [2012]; Carolina [2012]; Dallas [2012]; Chicago [2012-13];
 Kansas City [2014]; New Orleans [2014-15]; Detroit [2016]
 Hjalte Froholdt..... New England [2019-20]; Houston [2020-21]; Cleveland [2021-pres.]

G

Rohan Gaines..... Los Angeles Rams [2016]
 Nate Garner..... New York Jets [2008]; Miami Dolphins [2008-14]
 Randy Garner..... Atlanta [2001]; Jacksonville [2002]; Rhein (NFLE) [2004];
 Denver Broncos [2004]
 Grant Garrett..... Green Bay [1998]; Kansas City [1999]; Berlin (NFLE) [2000]
 Greg Gatson..... San Diego [2012-13]
 Johnny Gibson Jr. Philadelphia [2019]
 Tom Ginn..... Detroit [1980-81]
 Jeff Goff..... Washington [1982]; Edmonton (CFL) [1983]
 Brett Goode..... Jacksonville [2007]; Green Bay [2008-17]
 Chris Gragg..... Buffalo [2013-16]; New York Jets [2017]
 Michael Grant..... Jacksonville [2008]; Kansas City [2008]; Washington [2008-09]
 Florida (UFL) [2009]; Cleveland [2009]; Toronto (CFL) [2010]
 Oscar Gray..... Seattle [1996-97]
 Dre Greenlaw..... San Francisco [2019-pres.]
 Bob Griffin..... Los Angeles Rams [1953-57]; Calgary (WIFU) [1959] St. Louis Cardinals [1961]

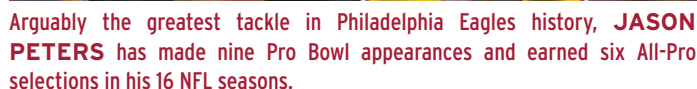
H

John Haden..... New York Giants [1936-38]
 Ryan Hale..... New York Giants [1999-2000]
 Carlos Hall..... Tennessee [2002-05]; Kansas City [2005-06]; Denver [2007]
 Cobi Hamilton..... Cincinnati [2013-14, 14-15]; Philadelphia [2014]; Miami [2015];
 Carolina [2016]; Pittsburgh [2016]; Houston [2017]; Arizona [2018]; Indianapolis [2018]
 Ray Hamilton..... Detroit [1939]; Philadelphia [1940];
 Cleveland/Los Angeles Rams [1938, 44-45; 46-47]
 Ken Hamlin..... Seattle [2003-06]; Dallas [2007-09]; Baltimore [2010]; Indianapolis [2010-11]

Dan Hampton*..... Chicago [1979-90]
 William Hampton..... Montreal (CFL) [1979-84]
 Dave Hanner..... Green Bay [1952-64]
 LaSalle Harper..... Chicago [1989]; New York Giants [1989]
 Chase Harrell..... San Francisco [2020]
 Corey Harris..... Atlanta
 Elliott Harris..... Pittsburgh [2005]; Houston [2006]
 DeJon Harris..... Green Bay [2020-21]; Washington [2021-pres.]
 Leotis Harris..... Green Bay [1978-83]
 Steven Harris..... Washington [2005-07]
 Wayne Harris..... Calgary (CFL) [1961-72]
 Marcus Harrison..... Chicago [2008-10]
 Keon Hatcher..... Oakland [2017-18]; Detroit [2018]; Green Bay [2018-19];
 Oakland [2018]; New York Jets [2019-pres.]
 Ken Hayden..... Philadelphia [1942]; Washington [1943]
 Hunter Henry..... San Diego/Los Angeles Chargers [2016-20]; New England [2021-pres.]
 Chuck Herman..... Atlanta [1980]
 Javontee Herndon..... San Diego [2014-16]; Dallas [2017]
 Howard Hickey..... Pittsburgh [1941]; Kenosha [1941];
 Cleveland/Los Angeles Rams [1941, 45-48]
 Anthony Hicks..... Green Bay [1997]; Jacksonville
 Alonzo Highsmith..... Miami [2013]; Kansas City [2014]; Omaha (FXFL) [2014];
 Washington [2015]; Hudson Valley (FXFL) [2015]
 Madre Hill..... Cleveland [1999-2000]; Berlin (NFLE) [2001]; San Diego [2001]; Oakland [2002]
 Peyton Hillis..... Denver [2008-09]; Cleveland [2010-11]; Kansas City [2012];
 Tampa Bay [2013]; New York Giants [2013-14]
 Glen Ray Hines..... Houston [1966-70]; New Orleans [1971-72]; Pittsburgh [1973];
 Houston/Shreveport (WFL) [1974]
 Bill Hix..... Philadelphia [1950]
 Gary Hobbs..... Kansas City
 Zach Hocker..... Washington [2014]; Miami [2015]; New Orleans [2015];
 St. Louis [2015]; Cincinnati [2016]; Tampa Bay [2017]
 John Hoffman..... Chicago [1949-56]
 Floyd Hogan..... British Columbia (CFL) [1975]
 Cody Hollister..... New England [2017-18]; Tennessee [2019-pres.]
 Derek Holloway..... Michigan (USFL) [1983-84]; Oakland (USFL) [1985]; Washington [1986];
 Tampa Bay [1987]; Calgary (CFL) [1991]; Sacramento (WLAFL) [1991];
 Detroit (AFL) [1992]; Buffalo (AFL) [1999]
 Greg Horne..... Cincinnati [1987]; St. Louis/Phoenix [1987-88]; Washington
 London (WLAFL) [1991]; Montreal (WLAFL) [1992]
 Julian Horton..... Tennessee [2014]
 Raymond House..... Atlanta [2003-04]; Ottawa (CFL) [2004]
 Chris Houston..... Atlanta [2007-09]; Detroit [2010-13]; Carolina [2015]
 De'Arrius Howard..... Kansas City [2006]
 Jim Lee Howell..... New York Giants [1937-42, 46-48]; Tampa Bay
 Jeb Huckeba..... Seattle [2005-06]



As a rookie in 2016, **HUNTER HENRY** led the Chargers with eight touchdown catches – tied for most in the NFL by a tight end and tied for second in the league among rookies.



Darwin Ireland..... Chicago [1994-95]
Sam Irwin-Hill..... Dallas [2017]; Washington [2018];
San Diego (AAF) [2019]; Atlanta [2019-pres.]

Bijhon Jackson Los Angeles Chargers [2018]
Eddie Jackson.....Carolina [2004]; Miami [2005-06]; New England [2007]; Washington [2008]
Keith Jackson..... St. Louis [2007]; San Diego [2009]
Jerry Jacobs..... Detroit [2021-pres.]
Charles Jamerson.....Hartford [1926]
Michael James.....Dallas
Cameron Jefferson..... Chicago [2015]; Denver [2015-16]; Buffalo [2017];
Washington [2017-18]; Saskatchewan (CFL) [2019-pres.]
Michael Jenkins.....Toronto (CFL) [2000-01]; Houston [2002];
Montreal (CFL) [2005]; Edmonton (CFL) [2005]
Dennis Johnson.....Houston [2013]; Cleveland [2013]; Brooklyn Bolts (CXFL) [2014]
Ray Lee Johnson.....San Diego [1993-03]; Denver [2004]
Felix Jones*..... Dallas [2008-12]; Philadelphia [2013]; Pittsburgh [2013]
Harry Jones*.....Philadelphia [1967-70]
J.J. Jones.....Dallas [2001]; New Orleans [2002-03]; Scottish (NFL) [2004]
Matt Jones*.....Jacksonville [2005-08]; Cincinnati [2010]

Allen Keen	Philadelphia [1937-38]
Randy Kelly	Kansas City [2007]
Xavier Kelly	Baltimore [2021-pres.]
Kenoy Kennedy	Denver [2000-04]; Detroit [2005-07]
Carl Kidd	Oakland [1995-96]; British Columbia (CFL) [2000-06]; Minnesota [2001]
Keith Kidd	Minnesota [1987]
Denver Kirkland	Oakland [2016-18]; Arizona [2018]
Mike Kirkland	Baltimore Colts [1976-78]
Steve Korte	New Orleans [1983-89]
Greg Koch	Green Bay [1977-85]; Miami [1986-87]; Minnesota [1987]

Bo Lacy.....	Pittsburgh [2004]; Cleveland [2004]; Chicago [2004]; Indianapolis [2005]; Atlanta [2006]
Jerry Lamb	Kansas City [1964]
Sacha Lancaster	Los Angeles (AFL) [2002]; Arkansas (AF2) [2003]; New Orleans (AFL) [2004]; Detroit (AFL) [2004]; Hamburg (NFL) [2005]; Rhein (NFL) [2006]; British Columbia (CFL) [2007]; Hamilton (CFL) [2008]; Jacksonville (NAL) [2011]
Greg Lasker.....	New York Giants [1986-88]; Phoenix [1988]; Chicago [1988]
Homer Ledbetter.....	Staten Island [1932]; Chicago Cardinals [1932-33]
Jeremiah Ledbetter	Detroit [2017]; Baltimore [2019] Tampa Bay [2018; 19-20]; Jacksonville [2021]
Josh Liddell.....	Tampa Bay [2018]
Jim Lindsey.....	Minnesota [1966-72]
Steve Little*.....	St. Louis [1978-80]

Mitchell Loewen..... New Orleans [2016-18]; Detroit [2018]; New Orleans [2019]
DeMarcus Love..... Minnesota [2011-13]; Jacksonville [2013]; New York Giants [2014];
New Orleans [2014]; Denver [2014]; Atlanta [2015]
Jamar Love..... New England [2009]; Dallas [2009]; Tampa Bay [2009]; Tennessee [2009];
Saskatchewan (CFL) [2011]; Tampa Bay (AFL) [2012];
Cleveland (AFL) [2013]; Nebraska (IFL) [2013-15, 17]
Anthony Lucas..... Green Bay; Dallas
Jonathan Luigs..... Cincinnati [2009]
Kenneth Lunday..... New York Giants [1937-41, 46-47]
Vaughn Lusby..... Cincinnati [1979]; Chicago [1980]

Isaac Madison	Dallas [2012]; Detroit [2012]
Ryan Mallett	New England [2011-14]; Houston [2014-15]; Baltimore [2015-17]
Brison Manor	Denver [1977-84]; Tampa Bay [1984]
Fred Marshall	Calgary (CFL)
Jonathan Marshall	New York Jets [2021-pres.]
Wayne Martin*	New Orleans [1989-2000]
Darryl Mason	Birmingham (USFL) [1983-85]
Geno Mazzanti	New York Yanks [1950]
Jerry Mazzanti	Philadelphia [1963]; Detroit [1966]; Pittsburgh [1967]
Bruce Maxwell	Detroit [1970]
Darren McFadden*	Oakland [2008-14]; Dallas [2015-17]
Bill McClard	San Diego [1972]; New Orleans [1973-75]
Lamar McHan*	Chicago Cardinals [1954-58]; Green Bay [1959-60]; Baltimore Colts [1961-63]; San Francisco [1963]; Toronto (CFL) [1965]
J.J. Meadors	Edmonton (CFL)
Peter Merloni	Boston Braves
Caleb Miller	Cincinnati [2004-07]
Nick Miller	Cleveland [1987]
Tevin Mitchel	Washington [2015]; Indianapolis [2015-17]; Oakland [2017-18]; Hamilton (CFL) [2019]; Saskatchewan (CFL) [2020]
Braylon Mitchell	Oakland [2015]
Veri Mitchell	Atlanta
Marcus Monk	Chicago [2008]; New York Giants [2008]; Carolina [2009]
Charles Moore	Washington [1962]
Henry Moore	New York Giants [1956]; Baltimore Colts [1957]
Jerry Moore	Chicago [1971-72]; New Orleans [1973-74]
Jim Mooty	Dallas [1960]
Drew Morgan	Miami [2017-18]; Memphis (AAF) [2019]
Alex Mortensen	Tennessee [2009]
Dickey Morton	Pittsburgh [1974]; Toronto (CFL) [1975]
Lock Morton	Newark
Tom Murphy	Chicago Cardinals [1934]
Wes Murphy	Kansas City [2007]

Jerico NelsonNew Orleans [2012]; Texas (CIF) [2016-17]
Gerald NesbittOttawa (CFL) [1958-61]

Cheyenne O'Grady Tampa Bay (USFL) [2021]
 Sam Olajubutu Tampa Bay [2007]; Saskatchewan (CFL) [2008]
 Tony Ollison Indianapolis [1990]; San Antonio (USFL) [1990]
 Kerry Owens Cincinnati [1989]; Cleveland [1989]; Ohio (WLAFL) [1992]

Zac Painter.....	Dallas
Stephen Parker.....	Miami [2007]
Leon Pense.....	Pittsburgh [1945]
Jason Peters.....	Buffalo [2004-08]; Philadelphia [2009-20]; Chicago [2021]
Mitch Petrus.....	New York Giants [2010-12]; New England [2012]; Tennessee [2012]
Jermaine Petty.....	Cincinnati [2002]; Green Bay [2003]
Loyd Phillips*.....	Chicago [1967-69]; New Orleans
Darius Philon.....	San Diego/Los Angeles Chargers [2015-19]; Arizona [2019]; Las Vegas [2021]
Joyce Pipkin.....	New York Giants [1948]; Los Angeles (AAFC) [1949]
Ryan Pulley.....	Arizona [2019]; Carolina [2019]

Frank Ragnow* Detroit [2018-pres.]
Santos Ramirez New York Jets [2019]; Seattle (XFL) [2020]
Randy Ramsey Green Bay Packers [2019-pres.]
David Reavis Pittsburgh [1974-75]; Tampa Bay [1976-83]



PRO HOGS IN THE NFL

Mike Reppond.....Chicago [1973]; Chicago (WFL) [1974]; British Columbia (CFL)
Lawrence Richardson.....Buffalo [2004]; Hamburg (NFL) [2005]
Matterral Richardson.....Washington [2008]; Houston [2008] New York (UFL) [2009];
Cleveland [2009]; Toronto (CFL) [2011]
Danny Rhodes.....Baltimore Colts [1974]; Saskatchewan (CFL) [1975]
Jack Robbins*.....Chicago Cardinals [1938-39]
Kyle Roper.....Baltimore [2006]
James Rouse.....Chicago [1990-91]
Coy Ernest Ruple.....Pittsburgh [1968-69]
Derek Russell.....Denver [1991-94]; Houston/Tennessee [1995-97]

S

Floyd Sagely.....San Francisco [1954-56]; Chicago Cardinals [1957]
Roland Sales.....Toronto (CFL); Montreal (CFL) [1980]
Howard Sampson.....Green Bay [1978-79]
David Sanders.....Oakland [1998]; Amsterdam (NFL) [1999-2000]; San Francisco (XFL)
Kenny Sandlin.....Carolina [2002]; Minnesota [2003]; Scottish (NFL) [2003]
Kevin Scanlon.....Los Angeles Rams [1980]; Hamilton (CFL) [1980]
Clyde Scott*.....Philadelphia [1949-52]; Detroit [1952]
Earl Scott.....Tampa Bay (AFL) [1997]; Amsterdam (WFL) [1997];
Amsterdam (NFL) [1998-2000]; San Jose (AFL) [1998];
Toronto (CFL) [2001]; Memphis (XFL) [2001]
Malcolm Sheppard.....Houston [2010]; Tennessee [2010-11]; San Jose (AFL) [2013]
Milt Simington.....Cleveland [1941]; Pittsburgh [1942]
Desmond Sims.....New Orleans [2007]
Gerald Skinner.....Green Bay [1978]
Dan Skipper.....Dallas [2017]; Detroit [2017-18; 2019-pres.]; Denver [2018-19];
New England [2019]; Houston [2019]; Detroit [2020-21]
Dwight Sloan.....Chicago Cardinals [1938]; Detroit [1939-40]
Kiero Small.....Seattle [2014]; Cleveland [2014]; Baltimore [2014-15]
Billy Ray Smith Sr.....Los Angeles Rams [1957]; Pittsburgh [1958-60];
Baltimore Colts [1961, 63-70]
Billy Ray Smith Jr.*.....San Diego [1983-92]
Chris Smith.....Jacksonville [2014-16]; Cincinnati [2017-18]; Cleveland [2018-19];
Carolina [2020]; Las Vegas [2020]; Houston [2021]
Emanuel Smith.....Jacksonville [2000]
Mark Smith.....Kansas City [1997]
Richard Smith.....Kansas City [2004-05]; Washington [2006];
Hamburg (NFL) [2006]; Edmonton (CFL) [2007]
Rollen Smith.....St. Louis [1975]
TJ Smith.....Los Angeles Chargers [2020-pres.]
Michael Snowden.....Tennessee [2001]
Junior Soli.....San Diego [1996]
Ryan Sorahan.....New Orleans [2004]
Ronny South.....New Orleans [1968]
Martrell Spaight...Washington [2015-18]; Miami [2018]; Jacksonville [2018-19]; Kansas City [2019]
Ray Spillers.....Philadelphia [1937]; Wilmington (AA) [1938]
Jeremy Sprinkle.....Washington [2017-21]; Dallas [2021]
Bob Stankovitch.....Kansas City [1970]
George Stewart.....Kansas City
Clint Stoerner.....Dallas [2000-02]; Scottish (NFL) [2001]; Miami [2004];
Amsterdam (NFL) [2004]; Dallas (AFL) [2005]; Nashville (AFL) [2006-07];
Philadelphia (AFL) [2007]; Alabama (AFL) [2010]
Donnie Stone.....Calgary (CFL) [1959-61]; Denver [1961-64]; Buffalo [1965]; Houston [1966]
Pat Summerall.....Detroit [1952]; Chicago Cardinals [1953-57]; New York Giants [1958-61]
Buddy Sutton.....Baltimore
Travis Swanson.....Detroit [2014-18]; New York Jets [2018]; Miami [2018]

T

Fred Talley.....Atlanta [2003]; Edmonton (CFL) [2004]; Montreal (CFL) [2005]; Atlanta [2006]
Brad Taylor.....Edmonton (CFL) [1985-86]; Ottawa (CFL) [1987]
R.C. Thielemann.....Atlanta [1977-84]; Washington [1985-88]
Mick Thomas.....Atlanta
Robert Thomas.....Washington [2014-15]; Seattle [2015]; New England [2015]; Miami [2015];
Carolina [2016]; New York Giants [2016-18]; Buffalo [2018]
Tramain Thomas.....Tampa Bay [2012]; Iowa (AFL) [2014]
Wilfred Thorpe.....Cleveland [1941-42]
Henre' Toliver.....Indianapolis [2018]; Salt Lake (AAF) [2019]; New York Giants [2019]
Curtis Townsend.....San Diego [1977]; St. Louis [1978]
Kendall Trainor.....Phoenix [1989]; Sacramento (WFL) [1991];
New York/New Jersey (WFL) [1991-92]
Sebastian Tretola.....Tennessee [2016]; Houston (XFL) [2020]
Zac Tubbs.....Buffalo [2007]; Sioux Falls (IFL) [2009-10]; Allen (CIF) [2012]



DEATRICH WISE JR. had 5.0 sacks during the regular season and 2.0 in the playoffs as a rookie in 2017.

U

Tony Ugho.....Indianapolis [2007-09]; Detroit [2010]; Indianapolis [2011];
New York Giants [2011]; Kansas City [2012]
Ronnie Underwood.....Chicago; Baltimore [1957]

V

Jose Valdez.....Atlanta [2009-11]; St. Louis [2012];
Virginia (UFL) [2012] Saskatchewan (CFL) [2013]
Clyde Van Sickle.....Frankfort [1930]; Green Bay [1932-33]
Vickiel Vaughn.....San Francisco [2006]; Washington [2007];
Berlin (NFL) [2007]; Denver [2008]
Darius Vinnett.....St. Louis [2007-08]; Florida (UFL) [2009-10]; Virginia (UFL) [2011-12]

W

Jimmy Walker.....Edmonton (CFL) [1979]; Ottawa [1980-81]; Birmingham (USFL) [1983-84];
Memphis (USFL) [1984]; Minnesota [1987]
Brian Wallace.....Denver [2019]
Gavin Walls.....Minnesota [2003]; Scottish (NFL) [2004];
Winnipeg (CFL) [2005-10]; Montreal (CFL) [2010-11]
Danny Walters.....San Diego [1983-87]
Charles Washington.....Green Bay [1987]
Armon Watts.....Minnesota [2019-pres.]
Orlando Watters.....Seattle [1994]
Tim Webster.....Green Bay [1971]
Marsh White.....New York Giants [1975-77]
Bobbie Williams.....Philadelphia [2000-03]; Cincinnati [2004-11]; Baltimore [2012]
Boo Williams.....New Orleans [2001-05]; New York Giants [2006]; Kansas (AFL) [2007-08]
David Williams.....Denver [2018]; Indianapolis [2019]
D.J. Williams.....Green Bay [2011-12]; Jacksonville [2013]; New England [2013];
Tampa Bay [2014]; Washington [2015]
Fred Williams.....Chicago [1952-63]; Washington [1964-65]
Jonathan Williams.....Buffalo [2016-17]; New Orleans [2017-18]; Indianapolis [2018-19];
Detroit [2020]; Washington [2020-21]
Patrick Williams.....New York Jets
Tre Williams.....Michigan (USFL) [2021]
Demetrius Wilson.....San Diego [2015]
George Wilson.....Detroit [2004]; Buffalo [2005-12]; Tennessee [2013-14]
Tyler Wilson.....Oakland [2013]; Tennessee [2013]; Cincinnati [2014]
Ronnie Wingo Jr.....Atlanta [2013]; Buffalo [2013-14];
Atlanta [2014-15]; Hamilton (CFL) [2015-16]
Ben Winkleman.....Milwaukee [1922-24]
Bill Winston.....New York Jets
Dennis Winston.....Pittsburgh [1977-81, 85-86]; New Orleans [1982-85]
Deatrich Wise Jr.....New England [2017-pres.]
Jarius Wright.....Minnesota [2012-17]; Carolina [2018-19]
Don Wunderly.....Pittsburgh [1973]; British Columbia (CFL) [1974-77]
Kevin Wyatt.....Miami [1986]; San Diego [1986]; Kansas City [1987]
Harry Wynne.....Boston Yanks [1944]; New York Giants [1945]

Y

Theo Young.....Pittsburgh [1987]

**Drafted first round; # Played basketball at Arkansas
Years spent with each team not available for all players.*



HOGS IN THE SUPER BOWL

PLAYER	TEAM	SUPER BOWL (OPPONENT)
Brandon Allen, QB^	Los Angeles	LIII (New England)
	Cincinnati	LVI (Los Angeles Rams)
Lance Alworth, WR	Dallas	VI (Miami)
Steve Atwater, S	Denver	XXIV (San Francisco)
		XXXII (Green Bay)
		XXXIII (Atlanta)
Alvin Bailey, OT	Seattle	XLVIII (Denver)
		XLIX (New England)
Jake Bequette, DE^	New England	XLIX (Seattle)
Ravin Caldwell, LB	Washington	XXII (Denver)
		XXVI (Buffalo)
Mike Cherry, QB	New York Giants	XXXV (Baltimore)
Steve Cox, P	Washington	XXII (Denver)
Trey Flowers, DE	New England	LI (Atlanta)
		LII (Philadelphia)
		LIII (Los Angeles)
Henry Ford, DT/DE	Tennessee	XXXIV (St. Louis)
Brett Goode, LS	Green Bay	XLV (Pittsburgh)
Dre Greenlaw	San Francisco	LIV (Kansas City)
Ryan Hale, DT	New York Giants	XXXV (Baltimore)
Dan Hampton, DE	Chicago	XX (New England)
Madre Hill, RB	Oakland	XXXVII (Tampa Bay)
Cody Hollister, WR^	New England	LII (Philadelphia)
		LIII (Los Angeles)
Tavaris Jackson, QB	Seattle	XLVIII (Denver)
Cameron Jefferson, OT^	Denver	50 (Carolina)
Raylee Johnson, DE	San Diego	XXIX (San Francisco)
Greg Lasker, S	New York Giants	XXI (Denver)
Jeremiah Ledbetter, DL	Tampa Bay	LV (Kansas City)
Jim Lindsey, RB	Minnesota	IV (Kansas City)
Ryan Mallett, QB	New England	XLVI (New York Giants)
Brison Manor, DE	Denver	XII (Dallas)
Jason Peters, OL	Philadelphia	LII (New England)
Mitch Petrus, OG	New York Giants	XLVI (New England)
Dave Reavis, OT	Pittsburgh	IX (Minnesota)
		X (Dallas)
Dan Skipper, OT^	New England	LIII (Los Angeles)
Billy Ray Smith, DT	Baltimore Colts	III (N.Y. Jets)
		V (Dallas)
R.C. Thieleman, OG	Washington	XXII (Denver)



JERRY JONES (left) and **JIMMY JOHNSON** (right) celebrate with the Lombardi Trophy after the Dallas Cowboys defeated the Buffalo Bills in Super Bowl XXVIII for their second straight Super Bowl victory.

PLAYER	TEAM	SUPER BOWL (OPPONENT)
Tony Ugoh, OT	Indianapolis	XLIV (New Orleans)
	New York Giants	XLVI (New England)
Bobbie Williams, OG	Baltimore	XLVII (San Francisco)
Dennis Winston, LB	Pittsburgh	XIII (Dallas)
		XIV (Los Angeles Rams)
Deatrich Wise Jr., DL	New England	LII (Philadelphia)
		LIII (Los Angeles)

^Practice squad

COACH	TEAM	SUPER BOWL (OPPONENT)
Raymond Berry*	New England	XX (Chicago)
Don Breaux*	Washington	XVII (Miami)
		XVIII (Los Angeles Raiders)
		XXII (Denver)
		XXVI (Buffalo)
Pete Carroll*	Seattle	XLVIII (Denver)
		XLIX (New England)
Joe Gibbs*	Washington	XVII (Miami)
		XVIII (Los Angeles Raiders)
		XXII (Denver)
		XXVI (Buffalo)
Bill Johnson*	New Orleans	XLIV (Indianapolis)
Jimmy Johnson*	Dallas	XXVII (Buffalo)
		XXVIII (Buffalo)
John Mitchell*	Pittsburgh	XXX (Dallas)
		XL (Seattle)
		XLIII (Arizona)
		XLV (Green Bay)
Pat Ruel*	Seattle	XLVIII (Denver)
		XLIX (New England)
Barry Switzer*	Dallas	XXX (Pittsburgh)
Fred Von Appen*	San Francisco	XIX (Miami)
		XXIII (Cincinnati)

**Coached at Arkansas*

OWNER	TEAM	SUPER BOWL (OPPONENT)
Jerry Jones	Dallas	XXVII (Buffalo)
		XXVIII (Buffalo)
		XXX (Pittsburgh)



TREY FLOWERS had 2.5 sacks and five total quarterback hits in the New England Patriots' 34-28 Super Bowl LI win over the Atlanta Falcons. He is the 25th former Razorback to win the Super Bowl as a player on an active roster.



INDIVIDUAL RUSHING RECORDS

RUSHING ATTEMPTS

GAME		
1. 45	Madre Hill vs. Auburn (186 yards, 1 TD).....	1995
2. 42	Brandon Holmes vs. LSU (143 yards, 1 TD).....	2000
3. 40	DeCoti Birmingham at Kentucky (196 yards, 2 TD).....	2003
4. 38	David Dickey vs. SMU (133 yards, 2 TD).....	1966
5. 36	Cedric Cobbs at Alabama (198 yards, 1 TD).....	2003
36	Dickey Morton at SMU (189 yards, 0 TD).....	1973
7. 35	Michael Smith at Kentucky (192 yards, 1 TD).....	2008
35	Michael Smith at Auburn (176 yards, 1 TD).....	2008
35	Bill Burnett at Baylor (133 yards, 3 TD).....	1969
35	Bill Burnett vs. North Texas (185 yards, 2 TD).....	1968

SEASON

1. 325	Darren McFadden (1,830 yards, 16 TD).....	2007
2. 307	Madre Hill (1,387 yards, 15 TD).....	1995
3. 284	Darren McFadden (1,647 yards, 14 TD).....	2006
4. 271	Alex Collins (1,577 yards, 20 TD).....	2015
5. 245	Rawleigh Williams III (1,360 yards, 12 TD).....	2016
6. 242	Dickey Morton (1,188 yards, 6 TD).....	1972
7. 232	Bobby Burnett (947 yards, 16 TD).....	1965
8. 227	Cedric Cobbs (1,320 yards, 10 TD).....	2003
9. 226	Dickey Morton (1,298 yards, 5 TD).....	1973
10. 220	Ben Cowins (1,192 yards, 14 TD).....	1977

CAREER

1. 785	Darren McFadden (4,590 yards, 41 TD).....	2005-07
2. 665	Alex Collins (3,703 yards, 36 TD).....	2013-15
3. 635	Ben Cowins (3,570 yards, 30 TD).....	1975-78
4. 595	Dickey Morton (3,317 yards, 16 TD).....	1971-73
5. 589	Cedric Cobbs (3,018 yards, 26 TD).....	1999-2003
6. 559	James Rouse (2,887 yards, 38 TD).....	1985-89
7. 541	Madre Hill (2,407 yards, 25 TD).....	1994-98
8. 526	Bill Burnett (2,204 yards, 46 TD).....	1968-70
9. 505	E.D. Jackson (2,061 yards, 9 TD).....	1989-92
10. 498	Fred Talley (2,661 yards, 11 TD).....	1999-2002

RUSHING YARDS

GAME		
1. 321	Darren McFadden vs. South Carolina (34 rushes, 1 TD).....	2007
2. 271	Dickey Morton at Baylor (28 rushes, 2 TD).....	1973
3. 241	Fred Talley at Auburn (21 rushes, 1 TD).....	2002
4. 236	Leon Campbell vs. North Texas (15 rushes, 2 TD).....	1949
5. 219	Darren McFadden at South Carolina (25 rushes, 2 TD).....	2006
219	James Rouse vs. New Mexico (19 rushes, 4 TD).....	1987
7. 215	Ike Forte vs. Texas Tech (32 rushes, 2 TD).....	1974
8. 214	Fred Talley vs. Ole Miss (29 rushes, 2 TD).....	2000
9. 212	Alex Collins at Texas Tech (27 rushes, 2 TD).....	2014
10. 206	Darren McFadden at LSU (32 rushes, 3 TD).....	2007

SEASON

1. 1,830	Darren McFadden (325 rushes, 16 TD).....	2007
2. 1,647	Darren McFadden (284 rushes, 14 TD).....	2006
3. 1,577	Alex Collins (271 rushes, 20 TD).....	2015
4. 1,387	Madre Hill (307 rushes, 15 TD).....	1995
5. 1,360	Rawleigh Williams III (245 rushes, 12 TD).....	2016
6. 1,322	Knile Davis (204 rushes, 13 TD).....	2010
7. 1,320	Cedric Cobbs (227 rushes, 10 TD).....	2003
8. 1,298	Dickey Morton (226 rushes, 5 TD).....	1973
9. 1,192	Ben Cowins (220 rushes, 14 TD).....	1977
10. 1,190	Jonathan Williams (211 rushes, 12 TD).....	2014

CAREER

1. 4,590	Darren McFadden (785 rushes, 41 TD).....	2005-07
2. 3,703	Alex Collins (665 rushes, 36 TD).....	2013-15
3. 3,570	Ben Cowins (635 rushes, 30 TD).....	1975-78
4. 3,317	Dickey Morton (595 rushes, 16 TD).....	1971-73
5. 3,018	Cedric Cobbs (589 rushes, 26 TD).....	1999-2003
6. 2,956	Felix Jones (386 rushes, 20 TD).....	2005-07
7. 2,887	James Rouse (559 rushes, 38 TD).....	1985-89
8. 2,661	Fred Talley (498 rushes, 11 TD).....	1999-2002
9. 2,535	Matt Jones (382 rushes, 24 TD).....	2001-04
10. 2,407	Madre Hill (541 rushes, 25 TD).....	1994-98



ALEX COLLINS broke Arkansas' single-season record for rushing touchdowns (20) in 2015, while equaling Darren McFadden's program records for 100-yard games (10) and 100-yard games in SEC action (6).

YARDS PER RUSH

SEASON (MIN. 99 RUSHES)

1. 8.74	Felix Jones (133 rushes, 1,156 yards).....	2007
2. 7.62	Jerry Eckwood (104 rushes, 792 yards).....	1975
3. 7.58	Felix Jones (154 rushes, 1,168 yards).....	2006
4. 6.54	Dickey Morton (127 rushes, 831 yards).....	1971
5. 6.48	Knile Davis (204 rushes, 1,322 yards).....	2010
6. 6.34	Ben Cowins (183 rushes, 1,162 yards).....	1976
7. 6.32	Dennis Johnson (106 rushes, 670 yards).....	2011
6.32	Darren McFadden (176 rushes, 1,113 yards).....	2005
6.32	Felix Jones (99 rushes, 626 yards).....	2005
10. 6.16	Rakeem Boyd (184 rushes, 1,133 yards).....	2019

CAREER

1. 7.66	Felix Jones (386 rushes, 2,956 yards).....	2005-07
2. 6.64	Matt Jones (382 rushes, 2,535 yards).....	2001-04
3. 5.98	Dennis Johnson (345 rushes, 2,036 yards).....	2008-12
4. 5.85	Michael Smith (359 rushes, 2,103 yards).....	2006-09
5.85	Darren McFadden (785 rushes, 4,590 yards).....	2005-07
6. 5.72	Jonathan Williams (406 rushes, 2,321 yards).....	2012-15
7. 5.62	Ben Cowins (635 rushes, 3,570 yards).....	1975-78
8. 5.59	Rakeem Boyd (389 rushes, 2,176 yards).....	2018-20
9. 5.57	Alex Collins (665 rushes, 3,703 yards).....	2013-15
5.57	Jerry Eckwood (340 rushes, 1,895 yards).....	1974-76, 78

RUSHING TOUCHDOWNS

GAME

1. 6	Madre Hill vs. South Carolina.....	1995
2. 5	Alex Collins vs. UT Martin.....	2015
5	Jessie Clark vs. Baylor.....	1981
5	Gene Davidson vs. Oklahoma Mines.....	1916
5	Gene Davidson vs. Hendrix.....	1915

SEASON

1. 20	Alex Collins.....	2015
2. 19	Bill Burnett.....	1969
3. 17	James Rouse.....	1987
4. 16	Darren McFadden.....	2007
16	Bobby Burnett.....	1965
6. 15	Madre Hill.....	1995
15	Bill Burnett.....	1968
8. 14	Darren McFadden.....	2006
14	Ben Cowins.....	1977
14	Billy Moore.....	1962

CAREER

1. 46	Bill Burnett.....	1968-70
2. 41	Darren McFadden.....	2005-07
3. 38	James Rouse.....	1985-89
4. 36	Alex Collins.....	2013-15

5. 30	Ben Cowins.....	1975-78
6. 26	Cedric Cobbs.....	1999-2003
7. 25	Madre Hill.....	1994-98
25	David Dickey.....	1966-68
9. 24	Matt Jones.....	2001-04
24	Chrys Chukwuma.....	1996-99

100-YARD RUSHING GAMES

SEASON

1. 10	Alex Collins.....	2015
10	Darren McFadden.....	2007
3. 7	Rawleigh Williams III.....	2016
7	Darren McFadden.....	2006
7	Cedric Cobbs.....	2003
6. 6	Knile Davis.....	2010
6	Felix Jones.....	2007
6	Madre Hill.....	1995
6	Ben Cowins.....	1977
6	Dickey Morton.....	1973
6	Dickey Morton.....	1972
12. 5	Rakeem Boyd.....	2019
5	Jonathan Williams.....	2014
5	Michael Smith.....	2008
5	Felix Jones.....	2006
5	Darren McFadden.....	2005
5	Ben Cowins.....	1978
5	Ben Cowins.....	1976
5	Jerry Eckwood.....	1975
5	Bill Burnett.....	1969
5	Bobby Burnett.....	1965

CAREER

1. 22	Darren McFadden.....	2005-07
2. 17	Alex Collins.....	2013-15
3. 16	Ben Cowins.....	1975-78
4. 15	Dickey Morton.....	1971-73
5. 13	Felix Jones.....	2005-07
6. 11	Cedric Cobbs.....	1999-2003
11	Fred Talley.....	1999-2002
8. 9	Jonathan Williams.....	2012-15
9	Oscar Malone.....	1992-94, 96
9	Bill Burnett.....	1968-70
11. 8	Rakeem Boyd.....	2018-20
8	Rawleigh Williams III.....	2015-16
8	Matt Jones.....	2001-04
8	Madre Hill.....	1994-98
8	James Rouse.....	1985, 87-89
8	Ike Forte.....	1974-75



100-YARD RUSHING GAMES (340)

PLAYER	DATE	ATT	YDS	AVG	TD	OPPONENT
Darren McFadden	11/3/07	34	321	9.4	1	South Carolina
Dickey Morton	10/13/73	28	271	9.7	2	Baylor
Fred Talley	10/12/02	21	241	11.5	1	Auburn
Leon Campbell	9/24/49	15	236	15.7	2	North Texas
Darren McFadden	11/4/06	25	219	8.8	2	South Carolina
James Rouse	11/28/87	19	219	11.5	4	New Mexico
Ike Forte	11/23/74	32	215	6.7	2	Texas Tech
Fred Talley	11/4/00	29	214	7.4	2	Ole Miss
Alex Collins	9/13/14	27	212	7.9	2	Texas Tech
Darren McFadden	11/23/07	32	206	6.4	3	LSU
Roland Sales	11/1/78	22	205	9.3	2	Oklahoma
Rawleigh Williams III	11/19/16	16	205	12.8	4	Mississippi State
Ben Cowins	9/17/77	21	203	9.7	2	Oklahoma State
Madre Hill	9/30/95	29	200	6.9	2	Vanderbilt
Cedric Cobbs	9/27/03	36	198	5.5	1	Alabama
DeCori Birmingham	11/1/03	40	196	4.9	2	Kentucky
Darren McFadden	9/15/07	33	195	5.9	2	Alabama
Michael Smith	10/18/08	35	192	5.5	1	Kentucky
Darren McFadden	10/22/05	31	190	6.1	2	Georgia
Fred Talley	11/10/01	27	189	7.0	2	Central Florida
Dickey Morton	11/17/73	36	189	5.3	0	SMU
Lamar McHan	11/3/51	26	189	7.3	2	Texas A&M
Knile Davis	11/20/10	30	187	6.2	2	Mississippi State
Darren McFadden	11/5/05	32	187	5.8	0	South Carolina
Madre Hill	10/28/95	45	186	4.1	1	Auburn
Ben Cowins	10/23/76	21	186	8.9	1	Houston
Rakeem Boyd	11/9/19	8	185	23.1	2	Western Kentucky
Alex Collins	11/2/16	23	185	8.0	3	Kansas State
Bill Burnett	10/26/68	35	185	5.3	2	North Texas
Darren McFadden	9/9/06	20	184	9.2	2	Utah State
E.D. Jackson	11/24/90	29	184	6.3	2	SMU
Knile Davis	11/13/10	11	182	16.5	1	UTEP
Darren McFadden	11/24/06	21	182	8.7	2	LSU
Fred Talley	10/19/02	24	182	7.6	0	Kentucky
Darren McFadden	11/11/06	30	181	6.0	2	Tennessee
Ray Parks	10/14/50	21	180	8.6	2	Baylor
Rawleigh Williams III	10/15/16	27	180	6.7	0	Ole Miss
Madre Hill	9/9/95	31	178	5.7	6	South Carolina
Marius Johnson	11/13/93	34	177	5.2	2	Tulsa
Knile Davis	10/23/10	22	176	8.0	3	Ole Miss
Michael Smith	10/11/08	35	176	5.0	1	Auburn
Barry Foster	10/7/89	17	176	10.4	2	TCU
Cedric Cobbs	9/16/00	34	174	5.1	2	Boise State
Alex Collins	10/31/15	16	173	10.8	5	UT Martin
Darren McFadden	9/22/07	29	173	6.0	1	Kentucky
Trelon Smith	12/5/20	26	172	6.6	3	Missouri
Alex Collins	9/17/13	24	172	7.2	1	Samford
Alex Collins	9/19/15	28	170	6.1	1	Texas Tech
Cedric Cobbs	11/28/03	21	169	8.0	1	LSU
Darryl Bowles	11/17/79	16	169	10.6	2	Texas A&M
Ken Holland	9/20/47	9	168	18.7	3	Northwestern (La.) State
E.D. Jackson	9/5/92	29	167	5.8	0	Citadel
Felix Jones	11/3/07	13	166	12.8	3	South Carolina
Chrys Chukwuma	11/27/98	29	166	5.7	2	LSU
Devwah Whaley	9/8/18	26	165	6.3	1	Colorado State
Darren McFadden	11/19/05	21	165	7.9	2	Mississippi State
Geno Mazzanti	11/26/49	23	165	7.2	2	Tulsa
Buddy Sutton	11/22/52	21	164	7.8	1	Tulsa
Ben Cowins	9/18/76	17	163	9.6	0	Oklahoma State
Jerry Eckwood	10/4/75	14	162	11.6	1	TCU
Dennis Johnson	10/27/12	27	161	6.0	1	Ole Miss
Fred Talley	10/28/00	26	161	6.2	1	Auburn
Gary Anderson	12/31/82	26	161	6.2	2	Florida
Ike Forte	9/13/75	26	161	6.2	3	Air Force
Dennis Johnson	10/22/11	15	160	10.7	1	Ole Miss
Mark Calcagni	11/2/85	22	160	7.3	1	Rice
Mike Saint	11/20/71	29	160	5.5	0	Texas Tech
Michael Smith	9/6/08	22	157	7.1	2	Louisiana Monroe
Dickey Morton	10/27/72	34	157	4.6	2	Baylor
Gary Anderson	12/27/80	11	156	14.2	1	Tulane
Ben Cowins	9/10/77	17	156	9.2	1	New Mexico State
Jerry Eckwood	9/20/75	20	156	7.8	1	Oklahoma State
Dickey Morton	10/27/73	17	156	9.2	1	Tulsa
Alex Collins	10/3/15	27	154	5.7	2	Tennessee

PLAYER	DATE	ATT	YDS	AVG	TD	OPPONENT
Madre Hill	10/14/95	26	154	5.9	1	Ole Miss
Jon Richardson	9/18/71	24	154	6.4	2	Oklahoma State
Jonathan Williams	10/25/14	18	153	8.5	1	UAB
Ike Forte	10/26/74	20	153	7.7	2	Colorado State
Knile Davis	11/27/10	30	152	5.1	1	LSU
Alex Collins	9/26/15	26	151	5.8	1	Texas A&M
Jonathan Williams	8/31/13	18	151	8.4	1	Louisiana
Darren McFadden	9/1/07	24	151	6.3	1	Troy
Madre Hill	11/11/95	27	151	5.6	1	Louisiana Lafayette
Oscar Malone	9/3/94	19	151	7.9	2	SMU
Felix Jones	1/1/07	14	150	10.7	2	Wisconsin
Cedric Cobbs	11/22/03	30	150	5.0	2	Mississippi State
Marshall Foreman	10/6/84	21	150	7.1	1	TCU
Ben Cowins	12/27/78	19	148	7.8	2	Texas Tech
Rawleigh Williams III	11/5/16	26	148	5.7	2	Florida
Ben Cowins	11/20/76	28	147	5.3	1	SMU
Dickey Morton	11/3/73	27	147	5.4	0	Texas A&M
Jerry Eckwood	9/27/75	19	146	7.7	1	Tulsa
Mike Kirkland	11/16/74	23	146	6.3	1	SMU
Dickey Morton	10/23/71	13	146	11.2	1	North Texas
Jonathan Williams	9/13/14	22	145	6.6	4	Texas Tech
Michael Smith	10/10/09	18	145	8.1	1	Auburn
Darren McFadden	10/7/06	28	145	5.2	1	Auburn
Cedric Cobbs	9/6/03	12	145	12.1	1	Tulsa
Ben Cowins	9/16/78	15	144	9.6	0	Vanderbilt
Jonathan Williams	9/6/14	4	143	35.8	1	Nicholls
Brandon Holmes	11/24/00	42	143	3.4	1	LSU
Oscar Malone	11/27/93	10	143	14.3	2	LSU
Ike Forte	10/25/75	21	143	6.8	2	Utah State
Jerry Eckwood	9/13/75	11	143	13.0	1	Air Force
Fred Talley	11/1/00	27	142	5.3	1	Tennessee
Chrys Chukwuma	9/19/98	17	142	8.4	0	SMU
Alex Collins	11/14/15	16	141	8.8	2	LSU
Felix Jones	10/6/07	13	141	10.8	2	Chattanooga
Felix Jones	10/28/06	9	141	15.7	1	Louisiana Monroe
Cedric Cobbs	12/31/03	27	141	5.2	1	Missouri
Oscar Malone	9/11/93	22	141	6.4	1	South Carolina
Russell Cody	10/23/67	33	140	4.2	0	Oklahoma State
Geno Mazzanti	10/22/49	16	140	8.8	0	Vanderbilt
Clyde Scott	10/2/48	17	140	8.2	3	TCU
Raheim Sanders	10/9/21	17	139	8.2	0	Ole Miss
Knile Davis	1/4/11	26	139	5.3	0	Ohio State
DeArrius Howard	9/10/05	21	139	6.6	1	Vanderbilt



One of only two players to win the Doak Walker Award twice, **DARREN McFADDEN** owns the two highest season rushing totals in school history with 1,830 yards in 2007 and 1,647 yards in 2006.



100-YARD RUSHING GAMES (340)

PLAYER	DATE	ATT	YDS	AVG	TD	OPPONENT
Darren McFadden	9/29/07	19	138	7.3	2	North Texas
Darryl Bowles	9/18/82	27	138	5.1	1	Navy
Felix Jones	11/24/06	16	137	8.6	1	LSU
Felix Jones	9/3/05	8	137	17.1	1	Missouri State
Dickey Morton	9/29/73	27	137	5.1	1	Iowa State
Dickey Morton	9/30/72	26	137	5.3	0	Tulsa
Rawleigh Williams III	9/10/16	28	137	4.9	0	TCU
Fred Talley	10/26/02	20	136	6.8	0	Ole Miss
Marius Johnson	12/30/95	29	136	4.7	0	North Carolina
Peyton Hillis	9/3/05	14	135	9.6	3	Missouri State
Fred Talley	10/6/01	17	135	7.9	1	Weber State
Dickey Morton	11/25/72	33	135	4.1	0	Texas Tech
Devwah Whaley	10/1/16	9	135	15.0	1	Alcorn State
Rakeem Boyd	10/12/19	15	134	8.9	2	Kentucky
Broderick Green	10/31/09	9	134	14.9	2	Eastern Michigan
Henry Moore	10/30/54	26	134	5.2	1	Texas A&M
Michael Smith	10/4/08	20	133	6.7	1	Florida
Felix Jones	9/22/07	12	133	11.1	0	Kentucky
James Rouse	11/11/89	28	133	4.8	1	Baylor
James Rouse	10/14/89	19	133	7.0	1	Rice
Dickey Morton	9/23/72	26	133	5.1	1	Oklahoma State
Bill Burnett	10/11/69	35	133	3.8	3	Baylor
David Dickey	11/12/66	38	133	3.5	2	SMU
Felix Jones	9/29/07	7	132	18.9	2	North Texas
Matt Jones	11/15/03	7	132	18.9	3	New Mexico State
Chrys Chukwuma	9/5/98	12	132	11.0	2	Louisiana Lafayette
Bobby Burnett	11/20/65	30	132	4.4	3	Texas Tech
Bobby Burnett	10/23/65	18	132	7.3	3	North Texas
Alex Collins	9/27/14	21	131	6.2	1	Texas A&M
Alex Collins	9/6/14	13	131	10.0	3	Nicholls
Alex Collins	8/31/13	21	131	6.2	0	Louisiana
Matt Jones	11/17/01	10	131	13.1	0	Mississippi State
Ike Forte	9/27/75	17	131	7.7	0	Tulsa
Lance Alworth	11/14/59	15	131	8.7	1	SMU
Alex Collins	11/27/15	30	130	4.3	3	Missouri
Michael Forrest	10/29/77	25	130	5.2	1	Rice
Bill Burnett	11/8/69	25	130	5.2	2	Rice
Bill Burnett	11/23/68	29	130	4.5	2	Texas Tech
Michael Smith	10/25/08	19	129	6.8	1	Ole Miss
Felix Jones	9/1/07	12	129	10.8	1	Troy
Darren McFadden	10/28/06	18	129	7.2	1	Louisiana Monroe
Matt Jones	11/16/02	13	129	9.9	1	Louisiana Lafayette
Lewis Carpenter	11/24/51	20	129	6.5	0	Tulsa
Oscar Malone	10/8/94	15	128	8.5	1	Tennessee
Harry Jones	9/18/65	6	128	21.3	1	Oklahoma State
Alex Collins	9/5/15	12	127	10.6	1	UTEP
Dennis Johnson	11/28/08	18	127	7.1	1	LSU
DeCori Birmingham	9/18/04	14	127	9.1	1	Louisiana Monroe
Ron Calcaigni	10/22/77	18	127	7.1	0	Houston
Jonathan Williams	9/7/13	17	126	7.4	1	Samford
Matt Jones	11/13/04	5	126	25.2	1	Ole Miss
Oscar Malone	11/9/96	32	126	3.9	0	Ole Miss
Ben Cowins	9/11/76	16	126	7.9	2	Utah State
Billy Moore	9/29/62	9	126	14.0	2	Tulsa
Geno Mazzanti	11/5/49	15	126	8.4	0	Rice
Rawleigh Williams III	10/1/16	13	126	9.7	0	Alcorn State
Darren McFadden	10/8/05	11	125	11.4	2	Louisiana Monroe
DeArrius Howard	11/20/04	29	125	4.3	1	Mississippi State
Barry Foster	10/28/89	20	125	6.3	0	Houston
James Rouse	10/12/85	14	125	8.9	1	Texas Tech
James Tolbert	11/15/80	29	125	4.3	2	Texas A&M
Henry Moore	10/16/54	13	125	9.6	1	Texas
Lamar McHan	10/3/53	21	125	6.0	0	TCU
Leon Campbell	9/25/48	19	125	6.6	2	East Texas State
Michael Jenkins	9/9/99	9	124	13.8	1	Middle Tennessee State
B.J. Edmonds	10/6/84	13	124	9.5	1	TCU
Oscar Malone	10/19/96	20	123	6.2	0	South Carolina
Carlton Calvin	11/27/93	14	123	8.8	2	LSU
Scott Bull	11/15/75	14	123	8.8	1	SMU
Dickey Morton	10/2/71	14	123	8.8	1	TCU
Harry Jones	10/23/65	6	123	20.5	1	North Texas
Gerald Nesbitt	10/20/56	11	123	11.2	2	Texas
Rakeem Boyd	9/14/19	20	122	6.1	2	Colorado State
Darren McFadden	10/6/07	25	122	4.9	1	Chattanooga



RAWLEIGH WILLIAMS III not only finished as the SEC regular-season rushing leader in 2016, but also led the conference in total yards from scrimmage (1,580).

PLAYER	DATE	ATT	YDS	AVG	TD	OPPONENT
Bruce Maxwell	9/24/66	27	122	4.5	2	Tulsa
Harry Jones	10/2/65	11	122	11.1	2	TCU
Don Christian	10/27/56	23	122	5.3	2	Ole Miss
Jack Robbins	11/26/36	21	122	5.8	1	Tulsa
DeArrius Howard	11/23/02	25	121	4.8	0	Mississippi State
James Rouse	10/10/87	18	121	6.7	1	Texas Tech
Gary Anderson	11/1/80	14	121	8.6	1	Rice
Ben Cowins	10/30/76	20	121	6.1	1	Rice
Dickey Morton	10/28/72	21	121	5.8	1	North Texas
Jack Brasuell	11/7/64	26	121	4.7	0	Rice
Rawleigh Williams III	9/17/16	19	121	6.4	2	Texas State
Chase Hayden	8/31/17	14	120	8.6	1	Florida A&M
DeArrius Howard	9/3/05	12	120	10.0	0	Missouri State
Madre Hill	9/26/98	20	120	6.0	1	Alabama
E.D. Jackson	11/23/91	20	120	6.0	0	Rice
Jerry Eckwood	10/11/75	15	120	8.0	1	Baylor
Jim Mooty	10/25/58	14	120	8.6	2	Ole Miss
T.J. Hammonds	11/4/17	7	119	17.0	1	Coastal Carolina
Devwah Whaley	9/30/17	19	119	6.3	1	New Mexico State
Mike Kirkland	9/13/75	12	119	9.9	1	Air Force
Bill Burnett	9/20/69	19	119	6.3	1	Oklahoma State
Clyde Scott	9/18/48	10	119	11.9	0	Abilene Christian
Trelon Smith	11/14/20	8	118	14.8	1	Florida
Fred Talley	11/29/02	15	118	7.9	1	LSU
Oscar Malone	11/21/92	12	118	9.8	1	SMU
Marshall Foreman	10/13/84	24	118	4.9	0	Texas Tech
Ben Cowins	9/30/78	21	118	5.6	2	Tulsa
Darren McFadden	11/10/07	22	117	5.3	0	Tennessee
Ben Cowins	11/4/78	23	117	5.1	0	Rice
Ben Cowins	9/24/77	16	117	7.3	1	Tulsa
Fred Marshall	10/10/64	23	117	5.1	1	Baylor
Gerald Nesbitt	10/13/56	20	117	5.9	0	Baylor
Rawleigh Williams III	11/25/16	25	117	4.7	1	Missouri
Alex Collins	9/28/13	14	116	8.3	1	Texas A&M
Jonathan Williams	9/14/13	16	116	7.2	1	Southern Miss
Michael Smith	10/14/06	8	116	14.5	2	Southeast Missouri State
Jessie Clark	9/11/82	11	116	10.5	1	Tulsa
Scott Bull	10/11/75	10	116	11.6	2	Baylor
Bobby Burnett	11/6/65	28	116	4.1	2	Rice
Alex Collins	9/14/13	25	115	4.6	1	Southern Miss
Cedric Cobbs	9/13/03	20	115	5.8	1	Texas
Chrys Chukwuma	10/30/99	19	115	6.1	1	Auburn
James Rouse	12/2/89	20	115	5.8	1	SMU
Greg Thomas	9/14/85	24	115	4.8	0	Ole Miss



100-YARD RUSHING GAMES (340)

PLAYER	DATE	ATT	YDS	AVG	TD	OPPONENT
Ben Cowins	11/19/77	19	115	6.1	2	SMU
Henry Moore	10/15/55	21	115	5.5	0	Texas
Clyde Scott	11/1/47	22	115	5.2	1	Texas A&M
Rakeem Boyd	11/2/19	11	114	10.4	1	Mississippi State
Rakeem Boyd	8/31/19	18	114	6.3	1	Portland State
James Rouse	10/28/89	19	114	6.0	1	Houston
Ben Cowins	10/29/77	15	114	7.6	2	Rice
Jon Richardson	11/21/70	31	114	3.7	2	Texas Tech
Rakeem Boyd	10/27/18	19	113	5.9	1	Vanderbilt
Fred Talley	11/3/01	23	113	4.9	0	Ole Miss
Oscar Malone	9/17/94	9	113	12.6	0	Alabama
Greg Thomas	11/22/86	16	113	7.1	3	SMU
James Tolbert	10/31/81	12	113	9.4	2	Rice
Ike Forte	11/16/74	17	113	6.6	0	SMU
Dickey Morton	10/9/71	17	113	6.6	1	Baylor
Clyde Scott	10/9/48	16	113	7.1	1	Baylor
Darren McFadden	9/23/06	25	112	4.5	1	Alabama
Matt Jones	11/1/03	15	112	7.5	1	Kentucky
E.D. Jackson	12/29/91	28	112	4.0	2	Georgia
Marshall Foreman	10/27/84	29	112	3.9	1	Houston
Russ Garber	11/7/70	18	112	6.2	0	Rice
Russell Cody	11/8/69	8	112	14.0	0	Rice
John Eichler	10/7/67	15	112	7.5	1	TCU
Jim Mooty	10/31/59	19	112	5.9	2	Texas A&M
Devwah Whaley	11/19/16	19	112	5.9	1	Mississippi State
Matt Jones	11/6/04	10	111	11.1	1	South Carolina
Fred Talley	10/13/01	33	111	3.4	0	South Carolina
Gary Anderson	9/19/81	14	111	7.9	0	Northwestern
James Tolbert	10/4/80	20	111	5.6	0	TCU
Ben Cowins	11/12/77	30	111	3.7	2	Texas A&M
Bill Burnett	11/16/68	24	111	4.6	3	SMU
Bobby Burnett	10/30/65	25	111	4.4	2	Texas A&M

PLAYER	DATE	ATT	YDS	AVG	TD	OPPONENT
Danny Brabham	10/6/62	21	111	5.3	2	TCU
Clyde Scott	9/20/47	8	111	13.9	2	Northwestern (La.) State
KJ Jefferson	1/1/22	20	110	5.5	1	Penn State
Knile Davis	11/6/10	22	110	5.0	3	South Carolina
Darren McFadden	10/20/07	22	110	5.0	0	Ole Miss
Matt Jones	11/3/01	18	110	6.1	2	Ole Miss
JuJu Harshaw	10/7/89	16	110	6.9	2	TCU
Ben Cowins	11/11/78	26	110	4.2	0	Baylor
Geno Mazzanti	11/12/49	16	110	6.9	0	SMU
Rakeem Boyd	10/13/18	7	109	15.6	1	Ole Miss
Dennis Johnson	11/3/12	22	109	5.0	2	Tulsa
Ronnie Wingo Jr.	9/17/11	20	109	5.5	2	Troy
De'Arrius Howard	9/18/04	13	109	8.4	1	Louisiana Monroe
Rod Stinson	11/15/97	19	109	5.7	1	Tennessee
Oscar Malone	10/12/96	16	109	6.8	1	Louisiana Tech
Bill Burnett	10/10/70	27	109	4.0	2	Baylor
Alex Collins	11/7/15	17	108	6.4	0	Ole Miss
Jonathan Williams	10/18/14	18	108	6.0	0	Georgia
Darren McFadden	10/15/05	13	108	8.3	2	Auburn
James Rouse	9/19/88	22	108	4.9	2	Tulsa
Bruce Maxwell	1/1/70	8	108	13.5	0	Ole Miss
Bruce Maxwell	10/25/69	18	108	6.0	1	Wichita State
Dominique Johnson	11/6/21	17	107	6.3	2	Mississippi State
Dennis Johnson	10/17/09	14	107	7.6	0	Florida
Cedric Cobbs	11/13/99	15	107	7.1	0	Tennessee
Roland Sales	9/13/79	20	107	5.4	0	Texas Tech
Kay Eakin	9/24/38	20	107	5.4	1	Oklahoma State
Felix Jones	10/14/06	5	106	21.2	1	Southwest Missouri State
Madre Hill	10/3/98	23	106	4.6	0	Kentucky
Marius Johnson	11/27/93	19	106	5.6	0	LSU
Marshall Freeman	10/4/86	31	106	3.4	1	TCU
Nathan Jones	10/19/82	7	106	15.1	0	Texas Tech
Ike Forte	10/11/75	23	106	4.6	2	Baylor
Dickey Morton	11/10/73	26	106	4.1	1	Rice
Fred Marshall	10/10/64	15	106	7.1	1	Baylor
Alex Collins	10/24/15	25	105	4.2	1	Auburn
Jonathan Williams	12/29/14	23	105	4.6	1	Texas
Brandon Barnett	9/29/07	16	105	6.6	1	North Texas
Madre Hill	9/16/95	26	105	4.0	0	Alabama
Quinn Grovey	10/14/89	8	105	13.1	1	Texas Tech
JuJu Harshaw	11/5/88	20	105	5.3	1	Baylor
Dickey Morton	10/21/72	22	105	4.8	0	Texas
Mike Saint	10/24/70	21	105	5.0	1	Wichita State
Gerald Nesbitt	10/22/55	13	105	8.1	0	Ole Miss
Jonathan Williams	11/2/13	15	104	6.9	0	Auburn
Felix Jones	10/7/06	13	104	8.0	1	Auburn
Cedric Cobbs	9/20/03	20	104	5.2	2	North Texas
Chrys Chukwuma	10/12/96	12	103	8.6	1	Louisiana Tech
Barry Foster	11/26/88	8	103	12.9	1	Miami
Derrick Thomas	9/29/84	8	103	12.9	0	Navy
Gary Anderson	9/1/80	9	103	11.4	1	Texas
Jon Richardson	9/11/71	18	103	5.7	0	California
Bill Burnett	11/15/69	26	103	4.0	2	SMU
Trelon Smith	9/4/21	22	102	4.6	1	Rice
Rakeem Boyd	10/6/18	15	102	6.8	0	Alabama
Felix Jones	10/8/05	14	102	7.3	2	Louisiana Monroe
Matt Jones	9/13/03	12	102	8.5	1	Texas
Bobby Burnett	11/13/65	26	102	3.9	1	SMU
Jack Brasuell	10/10/64	32	102	3.2	1	Baylor
Felix Jones	10/20/07	15	101	6.7	2	Ole Miss
Cedric Cobbs	11/17/01	18	101	5.6	3	Mississippi State
Quinn Grovey	10/15/88	18	101	5.6	1	Texas
Gary Anderson	10/11/80	13	101	7.8	0	Wichita State
Roland Fuchs	11/15/75	24	101	4.2	0	SMU
Richard Miller	10/27/28	11	101	9.2	0	Texas
Rakeem Boyd	10/31/20	18	100	5.6	1	Texas A&M
Rawleigh Williams III	10/3/15	14	100	7.1	0	Tennessee
Cedric Cobbs	11/3/01	22	100	4.5	2	Ole Miss
Roland Sales	10/29/79	15	100	6.7	2	Tulsa
Jerry Eckwood	9/23/78	14	100	7.1	0	Oklahoma State
Ike Forte	10/12/74	18	100	5.6	0	Baylor
Bill Burnett	11/27/69	20	100	5.0	3	Texas Tech
Gerald Nesbitt	10/26/57	18	100	5.6	0	Ole Miss

Active players in **bold**



FELIX JONES' career 7.66 yards per carry average is a program record and over a yard better than the SEC record set by Bo Jackson (Auburn), but his 386 career carries are just short of the minimum of 400.



INDIVIDUAL PASSING RECORDS

PASS ATTEMPTS

GAME		
1. 59	Tyler Wilson at Texas A&M	2012
2. 53	Brandon Allen vs. Toledo	2015
3. 52	Tyler Wilson vs. LSU	2012
52	Clint Stoerner at Alabama	1999
5. 51	Tyler Wilson vs. Texas A&M	2011
51	Joe Ferguson vs. Texas A&M	1971
7. 50	Nick Starkel vs. San Jose State	2019
8. 47	Ryan Mallett vs. Ohio State	2010
9. 45	Brandon Allen vs. Georgia	2014
45	Brandon Allen at Ole Miss	2013

SEASON

1. 438	Tyler Wilson	2011
2. 411	Ryan Mallett	2010
3. 403	Ryan Mallett	2009
4. 401	Austin Allen	2016
401	Tyler Wilson	2012
6. 370	Brandon Allen	2015
7. 357	Casey Dick	2008
357	Clint Stoerner	1997
9. 339	Brandon Allen	2014
10. 317	Clint Stoerner	1999

CAREER

1. 1,023	Clint Stoerner	1996-99
2. 1,016	Brandon Allen	2012-15
3. 948	Tyler Wilson	2008-12
4. 856	Barry Lunney Jr.	1992-95
5. 850	Casey Dick	2005-08
6. 814	Ryan Mallett	2009-10
7. 755	Matt Jones	2001-04
8. 644	Brad Taylor	1981-84
9. 611	Joe Ferguson	1970-72
10. 607	Austin Allen	2014-17

PASS COMPLETIONS

GAME		
1. 33	Brandon Allen at Ole Miss	2015
2. 32	Brandon Allen vs. Toledo	2015
32	Tyler Wilson vs. Mississippi State	2011
4. 31	Tyler Wilson vs. LSU	2012
31	Joe Ferguson vs. Texas A&M	1971
6. 30	Brandon Allen vs. Mississippi State	2015
30	Tyler Wilson vs. Texas A&M	2011
8. 29	Tyler Wilson at Texas A&M	2012
9. 28	Brandon Allen vs. Georgia	2014
28	Ryan Mallett vs. Louisiana Monroe	2010

SEASON

1. 277	Tyler Wilson	2011
2. 266	Ryan Mallett	2010
3. 249	Tyler Wilson	2012
4. 245	Austin Allen	2016
5. 244	Brandon Allen	2015
6. 225	Ryan Mallett	2009
7. 205	Casey Dick	2008
8. 198	KJ Jefferson	2021
9. 190	Brandon Allen	2014
10. 180	Barry Lunney Jr.	1995

CAREER

1. 593	Tyler Wilson	2008-12
2. 583	Brandon Allen	2012-15
3. 528	Clint Stoerner	1996-99
4. 491	Ryan Mallett	2009-10
5. 476	Barry Lunney Jr.	1992-95
6. 473	Casey Dick	2005-08
7. 417	Matt Jones	2001-04
8. 359	Austin Allen	2014-17
9. 337	Bill Montgomery	1968-70
10. 333	Brad Taylor	1981-84



BRANDON ALLEN broke Arkansas' single-game record with six touchdown passes at Ole Miss (Nov. 7, 2015) and his own record two weeks later with seven touchdown passes against Mississippi State (Nov. 21, 2015) to equal the SEC record.

COMPLETION PERCENTAGE

GAME (13-19 PASS ATT.)

1. .875	Ryan Mallett (14-16) vs. Eastern Michigan	2009
2. .857	Billy Moore (12-14) vs. Tulsa	1962
3. .846	Brad Taylor (11-13) vs. Tulsa	1984
4. .823	Casey Dick (14-17) vs. Mississippi State	2007
5. .813	Matt Jones (13-16) vs. New Mexico State	2004
6. .812	Clint Stoerner (13-16) vs. South Carolina	1999
7. .800	Mitch Mustain (12-15) vs. Ole Miss	2006
.800	Kevin Scanlon (12-15) at Texas A&M	1979
.800	Joe Ferguson (12-15) vs. North Texas	1972
.800	Bill Montgomery (12-15) vs. Oklahoma State	1970

GAME (MIN. 20 PASS ATT.)

1. .875	Ryan Mallett (21-24) vs. Tennessee Tech	2010
2. .852	Ryan Mallett (23-27) vs. South Carolina	2009
3. .826	KJ Jefferson (19-23) vs. Mississippi State	2021
4. .818	Ronny South (18-22) vs. Texas A&M	1967
5. .815	Barry Lunney Jr. (22-27) vs. Tennessee	1995
6. .800	Brandon Allen (20-25) vs. Texas A&M	2015
.800	Kevin Scanlon (16-20) vs. Rice	1979
8. .793	Tyler Wilson (23-29) at Mississippi State	2012
9. .773	Ryan Mallett (17-22) vs. Missouri State	2009
.773	Robby Hampton (17-22) vs. Missouri State	2000

SEASON (MIN. 100 PASS ATT.)

1. .685	Feleipe Franks (163-238)	2020
2. .673	KJ Jefferson (198-294)	2021
3. .662	Kevin Scanlon (92-139)	1979
4. .659	Brandon Allen (244-370)	2015
5. .647	Ryan Mallett (266-411)	2010
6. .632	Tyler Wilson (277-438)	2011
7. .625	Jack Robbins (95-162)	1935
8. .621	Tyler Wilson (249-401)	2012
9. .616	Barry Lunney Jr. (180-292)	1995
10. .615	Greg Thomas (67-109)	1986

PASSING YARDS

GAME

1. 510	Tyler Wilson vs. Texas A&M	2011
2. 442	Brandon Allen at Ole Miss	2015
3. 419	Tyler Wilson vs. Rutgers	2012
4. 412	Brandon Allen vs. Toledo	2015
5. 409	Ryan Mallett vs. Vanderbilt	2010
6. 408	Ryan Mallett vs. Georgia	2009
7. 406	Brandon Allen vs. Mississippi State	2015
8. 405	Ryan Mallett vs. Troy	2009
9. 400	Austin Allen vs. Alabama	2016
400	Ryan Mallett vs. Louisiana Monroe	2010

SEASON

1. 3,869	Ryan Mallett (266-411, 32 TD, 12 INT)	2010
2. 3,638	Tyler Wilson (277-438, 24 TD, 6 INT)	2011
3. 3,624	Ryan Mallett (225-403, 30 TD, 7 INT)	2009
4. 3,440	Brandon Allen (244-370, 30 TD, 8 INT)	2015
5. 3,430	Austin Allen (245-401, 35 TD, 15 INT)	2016
6. 3,387	Tyler Wilson (249-401, 21 TD, 13 INT)	2012
7. 2,676	KJ Jefferson (198-294, 21 TD, 4 INT)	2021
8. 2,629	Clint Stoerner (167-312, 26 TD, 8 INT)	1998
9. 2,586	Casey Dick (205-357, 13 TD, 14 INT)	2008
10. 2,347	Clint Stoerner (173-357, 12 TD, 13 INT)	1997

CAREER

1. 7,765	Tyler Wilson	2008-12
2. 7,493	Ryan Mallett	2009-10
3. 7,463	Brandon Allen	2012-15
4. 7,422	Clint Stoerner	1996-99
5. 5,857	Matt Jones	2001-04
6. 5,856	Casey Dick	2005-08
7. 5,782	Barry Lunney Jr.	1992-95
8. 5,045	Austin Allen	2014-17
9. 4,802	Brad Taylor	1981-84
10. 4,590	Bill Montgomery	1968-70



INDIVIDUAL PASSING RECORDS



RYAN MALLET is one of just six quarterbacks in SEC history to throw 30 or more touchdown passes in a single season twice and is Arkansas' all-time leader with 14 300-yard passing games.

TOUCHDOWN PASSES

GAME		
1. 7	Brandon Allen vs. Mississippi State	2015
2. 6	Brandon Allen at Ole Miss	2015
3. 5	Tyler Wilson vs. Kentucky	2012
5	Ryan Mallett vs. UTEP	2010
5	Ryan Mallett vs. Mississippi State	2009
5	Ryan Mallett vs. Troy	2009
5	Ryan Mallett vs. Georgia	2009
8. 4	KJ Jefferson vs. UAPB	2021
4	Feleipe Franks at Auburn	2020
4	Brandon Allen vs. Nicholls	2014
4	Tyler Wilson at Auburn	2010
4	Ryan Mallett vs. Texas A&M	2009
4	Casey Dick vs. Mississippi State	2007
4	Matt Jones vs. Louisiana Monroe	2004
4	Robby Hampton vs. Louisiana Monroe	2000
4	Brad Taylor vs. Rice	1983
4	Joe Ferguson at TCU	1972
4	Ronny South vs. SMU	1967

SEASON

1. 32	Ryan Mallett	2010
2. 30	Brandon Allen	2015
30	Ryan Mallett	2009
4. 26	Clint Stoerner	1998
5. 25	Austin Allen	2016
6. 24	Tyler Wilson	2011
7. 21	KJ Jefferson	2021

21	Tyler Wilson	2012
9. 20	Brandon Allen	2014
10. 19	Clint Stoerner	1999

CAREER

1. 64	Brandon Allen	2012-15
2. 62	Ryan Mallett	2009-10
3. 57	Clint Stoerner	1996-99
4. 53	Matt Jones	2001-04
5. 52	Tyler Wilson	2008-12
6. 47	Casey Dick	2005-08
7. 36	Austin Allen	2014-17
8. 33	Barry Lunney Jr.	1992-95
9. 29	Quinn Grovey	1987-90
29	Bill Montgomery	1968-70

CONSECUTIVE PASSES W/O INT

1. 184	Tyler Wilson	2011
2. 171	KJ Jefferson	2021
3. 146	Austin Allen	2016
4. 141	Ryan Mallett	2009
5. 134	Brandon Allen	2014-15
134	Clint Stoerner	1997-98

300-YARD PASSING GAMES

SEASON		
1. 9	Ryan Mallett	2010
2. 5	Brandon Allen	2015
5	Tyler Wilson	2012

5	Ryan Mallett	2009
5. 4	Austin Allen	2016
4	Tyler Wilson	2011

SEASON - SEC GAMES

1. 6	Ryan Mallett	2010
2. 4	Austin Allen	2016
3. 3	Tyler Wilson	2012
3	Ryan Mallett	2009
5. 2	KJ Jefferson	2021
2	Feleipe Franks	2020
2	Brandon Allen	2015
2	Tyler Wilson	2011

CAREER

1. 14	Ryan Mallett	2009-10
2. 10	Tyler Wilson	2008-12
3. 5	Austin Allen	2014-17
5	Brandon Allen	2012-15
5. 4	Clint Stoerner	1996-99

CAREER - SEC GAMES

1. 9	Ryan Mallett	2009-10
2. 6	Tyler Wilson	2008-12
3. 5	Austin Allen	2014-17
4. 4	Clint Stoerner	1996-99
5. 2	KJ Jefferson	2019-pres.
2	Feleipe Franks	2020
2	Brandon Allen	2012-15



300-YARD PASSING GAMES (54)

PLAYER	DATE	ATT	COMP	YDS	TD	INT	OPPONENT
Tyler Wilson	10/1/11	51	30	510	3	0	Texas A&M
Brandon Allen	11/7/15	45	33	442	6	0	Ole Miss
Tyler Wilson	9/22/12	39	20	419	3	2	Rutgers
Brandon Allen	9/12/15	53	32	412	0	1	Toledo
Ryan Mallett	10/30/10	44	27	409	3	0	Vanderbilt
Ryan Mallett	9/19/09	39	21	408	5	0	Georgia
Brandon Allen	11/21/15	43	30	406	7	0	Mississippi State
Ryan Mallett	11/14/09	30	23	405	5	1	Troy
Ryan Mallett	9/11/10	43	28	400	3	1	Louisiana Monroe
Austin Allen	10/8/16	25	48	400	3	3	Alabama
Clint Stoerner	11/28/97	38	18	387	2	0	LSU
Casey Dick	11/1/08	38	25	385	1	1	Tulsa
Ryan Mallett	9/18/10	33	21	380	3	0	Georgia
Tyler Wilson	9/29/12	59	29	373	1	2	Texas A&M
Tyler Wilson	10/13/12	31	23	372	5	0	Kentucky
Austin Allen	9/24/16	28	42	371	2	0	Texas A&M
Tyler Wilson	9/1/12	27	19	367	3	0	Jacksonville State
KJ Jefferson	9/18/21	13	23	366	3	0	Georgia Southern
Tyler Wilson	11/19/11	43	32	365	3	0	Mississippi State
Tyler Wilson	11/23/12	52	31	369	1	1	LSU
Ryan Mallett	9/25/10	38	25	357	1	3	Alabama
Nick Starkel	9/21/19	50	28	356	3	5	San Jose State
Austin Allen	11/25/16	24	39	348	1	2	Missouri
Joe Ferguson	10/30/71	51	31	345	0	1	Texas A&M
Feleipe Franks	11/21/20	26	17	339	1	1	LSU
Bill Montgomery	1/1/70	34	17	338	2	1	Ole Miss
Ronny South	11/25/67	33	18	335	3	2	Texas Tech

PLAYER	DATE	ATT	COMP	YDS	TD	INT	OPPONENT
Clint Stoerner	11/27/98	38	27	334	2	0	LSU
Nathan Dick	11/22/08	43	25	333	3	1	Mississippi State
Tyler Wilson	10/16/10	34	25	332	4	2	Auburn
Ryan Mallett	11/7/09	27	23	329	0	0	South Carolina
KJ Jefferson	11/20/21	22	30	326	3	0	Alabama
KJ Jefferson	10/9/21	25	35	326	3	1	Ole Miss
Clint Stoerner	10/25/97	43	20	325	2	1	Auburn
Casey Dick	9/2/08	34	22	323	2	0	Louisiana Monroe
Ryan Mallett	11/27/10	23	13	320	3	2	LSU
Feleipe Franks	10/10/20	30	22	318	4	0	Auburn
Casey Dick	8/30/08	41	25	318	2	1	Western Illinois
Tyler Wilson	10/29/11	43	27	316	1	0	Vanderbilt
Clint Stoerner	9/25/99	52	24	316	1	1	Alabama
Brandon Allen	1/2/16	20	26	315	1	1	Kansas State
Austin Allen	11/24/17	14	29	313	2	1	Missouri
Ryan Mallett	11/21/09	34	18	313	5	2	Mississippi State
Ryan Mallett	10/9/10	38	27	310	3	1	Texas A&M
Ryan Mallett	9/5/09	22	17	309	1	0	Missouri State
Brandon Allen	9/5/15	18	14	308	4	0	UTEP
Brad Taylor	12/28/81	29	14	307	2	0	North Carolina
Nick Starkel	9/14/19	35	20	305	3	0	Colorado State
Ryan Mallett	11/20/10	26	17	305	3	1	Mississippi State
Joe Ferguson	10/7/72	32	20	304	4	0	TCU
Austin Allen	11/19/16	18	25	303	2	0	Mississippi State
Tyler Wilson	9/17/11	36	23	303	2	1	Troy
Ryan Mallett	11/6/10	30	21	303	1	1	South Carolina
Ryan Mallett	9/4/10	24	21	301	3	1	Tennessee Tech



TYLER WILSON holds the school record for single-game passing yards with 510 against Texas A&M in 2011.



In his first season as a starter in 2016, **AUSTIN ALLEN** led the SEC with 3,430 yards passing thanks to four 300-yard games in conference play.



INDIVIDUAL RECEIVING RECORDS

RECEPTIONS

GAME		
1. 13	Jarius Wright vs. Texas A&M (281 yards, 2 TD).....	2011
13	James Shibest at SMU (199 yards, 2 TD).....	1984
13	Wear Schoonover at Baylor (152 yards, 0 TD).....	1929
4. 12	Cobi Hamilton vs. Ole Miss (146 yards, 0 TD).....	2012
12	Greg Childs vs. Louisiana Monroe (146 yards, 2 TD).....	2010
12	Mike Reppond at Rice (204 yards, 0 TD).....	1971
12	Chuck Dicus vs. Georgia (169 yards, 1 TD).....	1968
8. 11	Treyton Burks vs. Ole Miss (137 yards, 1 TD).....	2020
11	Cobi Hamilton vs. Tulsa (177 yards, 0 TD).....	2012
11	Cobi Hamilton at Texas A&M (162 yards, 0 TD).....	2012

SEASON

1. 90	Cobi Hamilton (1,335 yards, 5 TD).....	2012
2. 66	Treyton Burks (1,104 yards, 11 TD).....	2021
66	Jarius Wright (1,117 yards, 12 TD).....	2011
4. 65	Drew Morgan (739 yards, 3 TD).....	2016
5. 63	Drew Morgan (843 yards, 10 TD).....	2015
6. 62	J.J. Meadors (584 yards, 2 TD).....	1995
7. 61	D.J. Williams (723 yards, 3 TD).....	2008
8. 56	Mike Reppond (986 yards, 3 TD).....	1971
9. 54	Joe Adams (625 yards, 3 TD).....	2011
54	D.J. Williams (627 yards, 4 TD).....	2010

CAREER

1. 175	Cobi Hamilton (2,854 yards, 18 TD).....	2009-12
2. 168	Jarius Wright (2,934 yards, 24 TD).....	2008-11
3. 164	Joe Adams (2,410 yards, 17 TD).....	2008-11
4. 153	Anthony Eubanks (2,440 yards, 16 TD).....	1994-97
5. 152	D.J. Williams (1,855 yards, 10 TD).....	2007-10
6. 146	Treyton Burks (2,399 yards, 18 TD).....	2019-21
7. 144	George Wilson (2,151 yards, 16 TD).....	2000-03
8. 138	Drew Morgan (1,763 yards, 14 TD).....	2013-16
138	Marcus Monk (2,151 yards, 27 TD).....	2004-07
10. 137	Anthony Lucas (2,879 yards, 23 TD).....	1996-99

RECEIVING YARDS

GAME		
1. 303	Cobi Hamilton vs. Rutgers (10 catches, 3 TD).....	2012
2. 281	Jarius Wright vs. Texas A&M (13 catches, 2 TD).....	2011
3. 206	Treyton Burks at Missouri (10 catches, 1 TD).....	2020
4. 204	Mike Reppond vs. Rice (12 catches, 0 TD).....	1971
5. 201	Lucas Miller at Mississippi State (10 catches, 1 TD).....	2008
6. 199	James Shibest at SMU (13 catches, 2 TD).....	1984
7. 194	Anthony Lucas at SMU (6 catches, 3 TD).....	1999
8. 193	Chuck Dicus vs. Rice (8 catches, 2 TD).....	1968
9. 192	Marcus Monk at South Carolina (8 catches, 1 TD).....	2006
10. 179	Treyton Burks at Alabama (8 catches, 2 TD).....	2021

SEASON

1. 1,335	Cobi Hamilton (90 catches, 5 TD).....	2012
2. 1,117	Jarius Wright (66 catches, 12 TD).....	2011
3. 1,104	Treyton Burks 66 catches, 11 TD).....	2021
4. 1,004	Anthony Lucas (43 catches, 10 TD).....	1998
5. 986	Mike Reppond (56 catches, 3 TD).....	1971
6. 962	Marcus Monk (50 catches, 11 TD).....	2006
7. 907	James Shibest (51 catches, 7 TD).....	1984
8. 900	George Wilson (50 catches, 6 TD).....	2003
9. 897	Derek Russell (43 catches, 8 TD).....	1990
10. 894	Greg Childs (48 catches, 7 TD).....	2009

CAREER

1. 2,934	Jarius Wright (168 catches, 24 TD).....	2008-11
2. 2,879	Anthony Lucas (137 catches, 23 TD).....	1995-99
3. 2,854	Cobi Hamilton (175 catches, 18 TD).....	2009-12
4. 2,440	Anthony Eubanks (153 catches, 16 TD).....	1994-97
5. 2,410	Joe Adams (164 catches, 17 TD).....	2008-11
6. 2,399	Treyton Burks (146 catches, 18 TD).....	2019-21
7. 2,151	Marcus Monk (138 catches, 27 TD).....	2004-07
2,151	George Wilson (144 catches, 16 TD).....	2000-03
9. 2,066	Greg Childs (133 catches, 15 TD).....	2008-11
10. 1,920	James Shibest (97 catches, 10 TD).....	1983-86

RECEIVING YARDS

CONSECUTIVE GAMES

1. 465	Cobi Hamilton (303 vs. Rutgers, 162 at Texas A&M).....	2012
2. 367	Derek Holloway (141 vs. North Carolina*, 196 vs. Tulsa).....	1981
3. 357	Jarius Wright (281 vs. Texas A&M, 76 vs. Auburn).....	2011
4. 349	Anthony Lucas (177 vs. Ole Miss, 172 at Tennessee).....	1998
5. 329	Marcus Monk (192 at South Carolina, 137 vs. Tennessee).....	2006
6. 323	Cobi Hamilton (146 vs. Ole Miss, 177 vs. Tulsa).....	2012
7. 317	Cobi Hamilton (14 vs. Alabama, 303 vs. Rutgers).....	2012
317	Chuck Dicus (146 vs. Texas, 171 vs. Ole Miss**).....	1969
9. 308	Treyton Burks (179 at Alabama, 129 vs. Missouri).....	2021
308	Mike Reppond (137 at Baylor, 171 vs. Texas).....	1971

*1981 Gator Bowl | **1970 Sugar Bowl

TOUCHDOWN RECEPTIONS

GAME

1. 3	Jeremy Sprinkle vs. Mississippi State.....	2015
3	Drew Morgan at Ole Miss.....	2015
3	Cobi Hamilton vs. Rutgers.....	2012
3	Anthony Lucas at SMU.....	1999
3	Alton Baldwin vs. TCU.....	1945
3	Alton Baldwin vs. Arkansas A&M.....	1944

SEASON

1. 12	Jarius Wright.....	2011
2. 11	Treyton Burks.....	2021
11	Marcus Monk.....	2006
4. 10	Drew Morgan.....	2015
10	Anthony Lucas.....	1998
6. 8	Keon Hatcher.....	2016
8	Derek Russell.....	1990
8	Chuck Dicus.....	1968
9. 7	Treyton Burks.....	2020
7	Joe Adams.....	2009
7	Greg Childs.....	2009
7	Marcus Monk.....	2005
7	Richard Smith.....	2003
7	George Wilson.....	2002
7	Boo Williams.....	2000
7	James Shibest.....	1984
7	Jim Benton.....	1937
7	Wear Schoonover.....	1929

CAREER

1. 27	Marcus Monk.....	2004-07
2. 24	Jarius Wright.....	2008-11
3. 23	Anthony Lucas.....	1995-99
4. 19	Keon Hatcher.....	2012-16
5. 18	Treyton Burks.....	2019-21
18	Cobi Hamilton.....	2009-12
7. 17	Joe Adams.....	2008-11
17	Richard Smith.....	2000-03
9. 16	George Wilson.....	2000-03
16	Anthony Eubanks.....	1994-97
16	Derek Russell.....	1987-90
16	Chuck Dicus.....	1968-70

100-YARD RECEIVING GAMES

SEASON

1. 6	Treyton Burks.....	2021
2. 5	Anthony Lucas.....	1998
5	Anthony Eubanks.....	1997
4. 4	Cobi Hamilton.....	2012
4	Jarius Wright.....	2011
4	George Wilson.....	2003
4	Mike Reppond.....	1971
8. 3	Jared Cornelius.....	2016
3	Drew Morgan.....	2015
3	Joe Adams.....	2010
3	Greg Childs.....	2009
3	D.J. Williams.....	2008
3	Marcus Monk.....	2006
3	Anthony Eubanks.....	1996
3	Derek Russell.....	1990
3	James Shibest.....	1984
3	Chuck Dicus.....	1969

CAREER

1. 11	Anthony Lucas.....	1995-99
2. 10	Treyton Burks.....	2019-21
3. 9	Jarius Wright.....	2008-11
9	Anthony Eubanks.....	1994-97
5. 8	Cobi Hamilton.....	2009-12
6. 7	Joe Adams.....	2008-11
7. 6	George Wilson.....	2001-03
8. 5	Greg Childs.....	2008-11
5	Derek Russell.....	1987-90
5	Chuck Dicus.....	1968-70



All three of **DREW MORGAN'S** 100-yard receiving games in SEC play came away from home in 2015. He led the conference with 10 touchdown catches during the regular season.



100-YARD RECEIVING GAMES (153)

PLAYER	DATE	REC	YDS	TD	OPPONENT
Cobi Hamilton	9/22/12	10	303	3	Rutgers
Jarius Wright	10/1/11	13	281	2	Texas A&M
Treyton Burks	12/5/20	10	206	1	Missouri
Mike Reppond	11/6/71	12	204	0	Rice
Lucas Miller	11/22/08	10	201	1	Mississippi State
James Shibest	11/24/84	13	199	2	SMU
Derek Holloway	9/11/82	5	196	1	Tulsa
Anthony Lucas	9/4/99	6	194	3	SMU
Chuck Dicus	11/9/68	8	193	2	Rice
Marcus Monk	11/4/06	8	192	1	South Carolina
Treyton Burks	11/20/21	8	179	2	Alabama
Cobi Hamilton	11/3/12	11	177	0	Tulsa
Anthony Lucas	11/7/98	4	177	2	Ole Miss
George Wilson	11/1/03	9	172	1	Kentucky
Anthony Lucas	11/14/98	8	172	2	Tennessee
Boo Williams	9/16/00	5	171	2	Boise State
Mike Reppond	10/16/71	8	171	1	Texas
Chuck Dicus	1/1/70	6	171	1	Ole Miss
Chuck Dicus	1/1/69	12	169	1	Georgia
Treyton Burks	9/25/21	6	167	1	Texas A&M
Anthony Eubanks	10/25/97	9	167	1	Auburn
Derek Russell	10/6/90	8	166	2	TCU
Cobi Hamilton	11/27/10	3	164	2	LSU
Greg Childs	10/16/10	9	164	2	Auburn
Derek Russell	10/28/89	6	164	2	Houston
Cobi Hamilton	9/29/12	11	162	0	Texas A&M
James Shibest	9/29/84	9	156	2	Navy
Chuck Dicus	10/4/69	9	156	2	TCU
Drew Morgan	9/26/15	8	155	1	Texas A&M
Wear Schoonover	10/19/29	13	152	0	Baylor
Jonathan Williams	10/13/12	3	150	2	Kentucky
Chuck Dicus	10/3/70	6	150	0	TCU
Anthony Lucas	10/3/98	6	149	1	Kentucky
Max Peacock	11/25/67	7	149	1	Texas Tech
Gary Stiggers	10/28/78	5	148	0	Houston
Cobi Hamilton	10/27/12	12	146	0	Ole Miss
Greg Childs	9/11/10	12	146	2	Louisiana Monroe
Chuck Dicus	12/6/69	9	146	1	Texas
Jared Cornelius	10/8/16	5	146	0	Alabama
Anthony Eubanks	11/28/97	4	142	1	LSU
Mike Woods	11/21/20	4	140	0	LSU
Greg Childs	9/19/09	5	140	2	Georgia
Jarius Wright	9/5/09	6	139	0	Missouri State
Joe Adams	9/4/10	6	138	2	Tennessee Tech
Anthony Eubanks	10/12/96	8	138	1	Louisiana Tech
Treyton Burks	10/17/20	11	137	1	Ole Miss
D.J. Williams	11/7/09	7	137	0	South Carolina
Marcus Monk	11/1/06	8	137	2	Tennessee
Anthony Lucas	11/28/97	6	137	1	LSU
Derek Russell	10/1/88	4	137	1	TCU
Mike Reppond	10/9/71	5	137	2	Baylor
Bruce Maxwell	1/1/70	9	137	1	Ole Miss
Treyton Burks	10/9/21	7	136	1	Ole Miss
Derek Russell	11/24/90	5	136	1	SMU
Jarius Wright	10/29/11	10	135	1	Vanderbilt
Greg Childs	10/17/09	4	135	1	Florida
Steven Harris	9/18/04	6	133	2	Louisiana Monroe
Mike Reppond	10/2/71	7	133	0	TCU
Lance Alworth	11/18/61	6	133	1	SMU
Jordan Jones	9/1/18	5	132	1	Eastern Illinois
Cobi Hamilton	9/10/11	5	132	1	New Mexico
Jarius Wright	9/25/10	6	131	0	Alabama
Cobi Hamilton	11/21/09	3	131	2	Mississippi State
Joe Adams	9/18/10	6	130	0	Georgia
Anthony Eubanks	9/28/96	8	130	1	Louisiana Monroe
Treyton Burks	11/26/21	7	129	1	Missouri
Mike Woods	11/14/20	2	129	2	Florida
Hunter Henry	11/21/15	7	129	2	Mississippi State
D.J. Williams	11/1/08	6	129	0	Tulsa
D.J. Williams	10/25/08	10	129	0	Ole Miss
Bobby Crockett	1/1/66	10	129	1	LSU
Derek Russell	9/22/90	7	128	0	Tulsa
James Shibest	10/20/84	7	128	1	Texas



COBI HAMILTON set the Razorback single-game receiving record with 303 yards on 10 receptions against Rutgers in 2012. The 303 receiving yards is still an SEC record.

PLAYER	DATE	REC	YDS	TD	OPPONENT
Treyton Burks	9/18/21	3	127	1	Georgia Southern
J.J. Meadors	9/3/94	5	127	2	SMU
Jim Hodge	9/9/72	7	127	0	Southern California
Jared Cornelius	9/24/16	7	126	1	Texas A&M
Richard Smith	10/5/02	3	125	1	Tennessee
Chuck Dicus	10/11/69	4	125	0	Baylor
Joe Adams	10/22/11	4	124	0	Ole Miss
Greg Childs	11/28/09	5	124	0	LSU
D.J. Williams	9/6/08	5	124	2	Louisiana Monroe
Marcus Monk	9/16/06	5	124	1	Vanderbilt
Richard Smith	10/18/03	6	123	1	Florida
David Dickey	11/25/67	6	123	1	Texas Tech
Jordan Jones	11/24/17	2	122	1	Missouri
Drew Morgan	11/7/15	9	122	3	Ole Miss
Brandon Mitchell	9/1/12	4	122	0	Jacksonville State
Richard Smith	9/6/03	3	122	1	Tulsa
James Shibest	10/4/86	5	121	0	TCU
Joe Adams	1/4/11	9	120	1	Ohio State
Harry Jones	10/1/66	2	120	2	TCU
Bobby Crockett	10/30/65	5	120	1	Texas A&M
Chris Gragg	11/19/11	7	119	1	Mississippi State
Donny Bobo	9/10/77	2	119	1	New Mexico State
Floyd Sagely	11/28/53	6	118	1	Tulsa
Treyton Burks	10/31/20	7	117	2	Texas A&M
Hunter Henry	9/12/15	8	117	0	Toledo
Jonathan Nance	10/7/17	8	116	1	South Carolina
Jim Benton	11/20/37	8	116	0	George Washington
Mike Woods	9/21/19	4	115	1	San Jose State
George Wilson	11/23/01	7	115	1	LSU
Jim Hodge	11/14/70	4	115	0	SMU
Steven Harris	10/2/04	6	114	0	Florida
Anthony Lucas	9/5/98	4	113	2	Louisiana Lafayette
Gerald McMurray	11/7/81	5	113	0	Baylor
Jarius Wright	11/1/08	5	112	0	Tulsa
Cobi Hamilton	11/6/10	7	111	1	South Carolina
George Wilson	9/13/03	5	111	1	Texas
George Wilson	12/30/02	8	111	1	Minnesota
Boo Williams	9/2/00	4	111	1	Missouri State
Anthony Eubanks	10/5/96	6	111	0	Florida
Anthony Lucas	10/7/95	4	111	2	Tennessee

PLAYER	DATE	REC	YDS	TD	OPPONENT
Drew Morgan	10/3/15	5	110	0	Tennessee
Hunter Henry	11/1/14	7	110	0	Mississippi State
Chris Gragg	9/1/12	7	110	2	Jacksonville State
Joe Adams	10/3/09	3	110	0	Texas A&M
Gary Anderson	10/9/82	4	110	1	Texas Tech
Treyton Burks	10/16/21	9	109	2	Auburn
Hunter Henry	9/28/13	4	109	0	Texas A&M
Joe Adams	9/17/11	8	109	1	Troy
Joe Adams	10/31/09	3	109	2	Eastern Michigan
Jarius Wright	9/3/11	6	108	2	Missouri State
Jarius Wright	9/19/09	4	108	1	Georgia
Anthony Eubanks	10/28/95	8	108	1	Auburn
Donnie Centers	11/1/86	3	108	1	Rice
Donnie Centers	9/27/86	4	108	1	New Mexico State
Keon Hatcher	9/20/14	6	107	1	Northern Illinois
Keon Hatcher	9/5/15	6	106	2	UTEP
Anthony Lucas	9/23/95	6	106	1	Memphis
Lewis Carpenter	9/27/52	3	106	1	Houston
Jared Cornelius	10/1/16	4	106	2	Alcorn State
Keon Hatcher	11/25/16	3	106	0	Missouri
Dominique Reed	11/7/15	7	105	2	Ole Miss
Jarius Wright	11/20/10	2	105	1	Mississippi State
George Wilson	11/3/01	8	105	1	Ole Miss
Keon Hatcher	12/29/16	6	105	1	Virginia Tech
George Wilson	10/25/03	6	104	0	Ole Miss
Anthony Eubanks	9/20/97	7	104	1	Alabama
Jarius Wright	11/5/11	4	103	2	South Carolina
Anthony Lucas	10/14/95	5	103	0	Ole Miss
Treyton Burks	9/26/20	7	102	1	Georgia
Anthony Lucas	11/6/99	6	102	0	Ole Miss
Bobby Nichols	10/30/71	9	102	0	Texas A&M
Bobby Crockett	10/16/65	8	102	1	Texas
Cedric Washington	11/20/04	5	101	0	Mississippi State
Anthony Eubanks	11/6/97	7	101	1	Ole Miss
Bobby Duckworth	9/20/80	4	101	1	Oklahoma State
Jonathan Nance	9/23/17	3	100	1	Texas A&M
George Wilson	9/20/03	4	100	1	North Texas
Anthony Lucas	9/19/98	3	100	1	SMU
Anthony Eubanks	9/27/97	5	100	1	Louisiana Tech
Donny Bobo	10/1/77	5	100	1	TCU



INDIVIDUAL TOTAL OFFENSE RECORDS

PLAYS

GAME	
1. 62	Tyler Wilson at Texas A&M (3 rushes, 59 passes, 1 TD).....2012
2. 61	Tyler Wilson vs. LSU (9 rushes, 52 passes, 1 TD).....2012
3. 57	Tyler Wilson vs. Texas A&M (6 rushes, 51 passes, 3 TD).....2011
4. 56	Brandon Allen vs. Toledo (3 rushes, 53 passes, 0 TD).....2015
5. 56	Joe Ferguson vs. Texas A&M (5 rushes, 51 passes, 1 TD).....1971
6. 55	KJ Jefferson at Ole Miss (20 rushes, 35 passes, 6 TD).....2021
7. 54	Clint Stoerner at Alabama (2 rushes, 52 passes, 1 TD).....1999
54	Clint Stoerner at Ole Miss (15 rushes, 39 passes, 0 TD).....1997
54	Clint Stoerner vs. Auburn (11 rushes, 43 passes, 2 TD).....1997
54	Bill Montgomery at Texas (19 rushes, 35 passes, 1 TD).....1968

SEASON

1. 498	Tyler Wilson (60 rushes, 438 passes, 28 TD).....2011
2. 466	Austin Allen (65 rushes, 401 passes, 27 TD).....2016
3. 461	Ryan Mallett (58 rushes, 403 passes, 32 TD).....2009
4. 455	Ryan Mallett (44 rushes, 411 passes, 36 TD).....2010
5. 442	Tyler Wilson (41 rushes, 401 passes, 21 TD).....2012
6. 440	KJ Jefferson (146 rushes, 294 passes, 27 TD).....2021
7. 438	Clint Stoerner (81 rushes, 357 passes, 14 TD).....1997
8. 429	Casey Dick (72 rushes, 357 passes, 16 TD).....2008
9. 426	Brandon Allen (56 rushes, 370 passes, 31 TD).....2015
10. 404	Barry Lunney Jr. (112 rushes, 292 passes, 15 TD).....1995

CAREER

1. 1,200	Clint Stoerner (177 rushes, 1,023 passes, 62 TD).....1996-99
2. 1,192	Barry Lunney Jr. (336 rushes, 856 passes, 40 TD).....1992-95
3. 1,151	Brandon Allen (135 rushes, 1,016 passes, 68 TD).....2012-15
4. 1,137	Matt Jones (382 rushes, 755 passes, 77 TD).....2001-04
5. 1,058	Tyler Wilson (110 rushes, 948 passes, 56 TD).....2008-12
6. 978	Quinn Grovey (452 rushes, 526 passes, 50 TD).....1987-90
7. 973	Brad Taylor (329 rushes, 644 passes, 35 TD).....1981-84
8. 959	Casey Dick (105 rushes, 850 passes, 4 rec, 51 TD).....2005-08
9. 916	Ryan Mallett (102 rushes, 814 passes, 68 TD).....2009-10
10. 896	Bill Montgomery (294 rushes, 602 passes, 42 TD).....1981-84

YARDS

GAME	
1. 481	Tyler Wilson vs. Texas A&M (-29 rushing, 510 passing, 3 TD).....2011
2. 448	Brandon Allen at Ole Miss (6 rushing, 442 passing, 6 TD).....2015
3. 435	Brandon Allen vs. Toledo (23 rushing, 412 passing, 0 TD).....2015
4. 426	Tyler Wilson vs. Rutgers (7 rushing, 419 passing, 3 TD).....2012
5. 414	Ryan Mallett vs. Georgia (6 rushing, 408 passing, 5 TD).....2009
6. 411	KJ Jefferson at Ole Miss (85 rushing, 326 passing, 6 TD).....2021
411	Brandon Allen vs. Miss. St. (5 rushing, 406 passing, 7 TD).....2015
8. 402	Ryan Mallett vs. Vanderbilt (-7 rushing, 409 passing, 3 TD).....2010
9. 401	Ryan Mallett vs. La. Monroe (1 rushing, 400 passing, 4 TD).....2010
10. 397	Tyler Wilson vs. LSU (38 rushing, 359 passing, 1 TD).....2012

SEASON

1. 3,795	Ryan Mallett (-74 rushing, 3,869 passing, 36 TD).....2010
2. 3,635	Tyler Wilson (-3 rushing, 3,638 passing, 28 TD).....2011
3. 3,595	Ryan Mallett (-29 rushing, 3,624 passing, 32 TD).....2009
4. 3,547	Brandon Allen (107 rushing, 3,440 passing, 31 TD).....2015
5. 3,394	Tyler Wilson (7 rushing, 3,387 passing, 21 TD).....2012
6. 3,340	KJ Jefferson (664 rushing, 2,676 passing, 27 TD).....2021
7. 3,304	Austin Allen (-126 rushing, 3,430 passing, 27 TDs).....2016
8. 2,695	Matt Jones (622 rushing, 2,073 passing, 21 TD).....2004
9. 2,624	Matt Jones (707 rushing, 1,917 passing, 26 TD).....2003
10. 2,572	Clint Stoerner (-57 rushing, 2,629 passing, 27 TD).....1998

CAREER

1. 8,392	Matt Jones (2,535 rushing, 5,947 passing, 77 TD).....2001-04
2. 7,721	Tyler Wilson (-44 rushing, 7,765 passing, 56 TD).....2008-12
3. 7,596	Brandon Allen (133 rushing, 7,463 passing, 68 TD).....2012-15
4. 7,390	Ryan Mallett (-103 rushing, 7,493 passing, 68 TD).....2009-10
5. 7,049	Clint Stoerner (-373 rushing, 7,422 passing, 62 TD).....1996-99
6. 6,242	Quinn Grovey (1,756 rushing, 4,496 passing, 50 TD).....1987-90
7. 5,887	Barry Lunney Jr. (105 rushing, 5,782 passing, 40 TD).....1992-95
8. 5,623	Casey Dick (-233 rushing, 5,856 passing, 51 TD).....2005-08
9. 5,145	Brad Taylor (343 rushing, 4,802 passing, 35 TD).....1981-84
10. 5,052	Bill Montgomery (462 rushing, 4,590 passing, 42 TD).....1968-70

TOUCHDOWN RESPONSIBILITY

GAME	
1. 7	Brandon Allen vs. Mississippi State.....2015
2. 6	KJ Jefferson at Ole Miss.....2021
6	Brandon Allen at Ole Miss.....2015
6	Ryan Mallett vs. UTEP.....2010
6	Madre Hill vs. South Carolina.....1995
5. 5	Alex Collins vs. UT Martin.....2015
5	Tyler Wilson vs. Kentucky.....2012
5	Ryan Mallett vs. Mississippi State.....2009
5	Ryan Mallett vs. Troy.....2009
5	Ryan Mallett vs. Georgia.....2009
5	Quinn Grovey vs. Houston.....1989
5	Jessie Clark vs. Baylor.....1981
5	Gene Davidson vs. Oklahoma Mines.....1916
5	Gene Davidson vs. Hendrix.....1915

SEASON

1. 36	Ryan Mallett (4 rushing, 32 passing).....2010
2. 32	Ryan Mallett (2 rushing, 30 passing).....2009
3. 31	Brandon Allen (1 rushing, 30 passing).....2015
4. 28	Tyler Wilson (4 rushing, 24 passing).....2011
5. 27	KJ Jefferson (6 rushing, 21 passing).....2021
27	Austin Allen (2 rushing, 25 passing).....2016
27	Clint Stoerner (1 rushing, 26 passing).....1998
8. 26	Matt Jones (8 rushing, 18 passing).....2003
9. 23	Quinn Grovey (5 rushing, 18 passing).....1990
10. 22	Brandon Allen (2 rushing, 20 passing).....2014

CAREER

1. 77	Matt Jones (24 rushing, 53 passing).....2001-04
2. 68	Brandon Allen (4 rushing, 64 passing).....2012-15
68	Ryan Mallett (6 rushing, 62 passing).....2009-10
4. 62	Clint Stoerner (5 rushing, 57 passing).....1996-99
5. 56	Tyler Wilson (4 rushing, 52 passing).....2008-12
6. 51	Casey Dick (3 rushing, 47 passing, 1 receiving).....2005-08
51	Darren McFadden (41 rush, 7 pass, 2 rec., 1 ko ret.).....2005-07
8. 50	Quinn Grovey (21 rushing, 29 passing).....1987-90
9. 46	Bill Burnett (46 rushing, 0 passing).....1968-70
10. 42	Bill Montgomery (13 rushing, 29 passing).....1968-70

YARDS PER PLAY

SEASON (MIN. 150 PLAYS)	
1. 8.34	Ryan Mallett (455 for 3,795).....2010
2. 8.33	Brandon Allen (426 for 3,547).....2015
3. 8.05	Matt Jones (326 for 2,624).....2003
4. 7.80	Ryan Mallett (461 for 3,595).....2009
5. 7.77	Matt Jones (347 for 2,695).....2004
6. 7.68	Tyler Wilson (442 for 3,394).....2012
7. 7.59	KJ Jefferson (440 for 3,340).....2021
8. 7.58	Felix Jones (154 for 1,168).....2006
9. 7.34	Jack Robbins (213 for 1,564).....1935
10. 7.30	Tyler Wilson (498 for 3,635).....2011

CAREER (MIN. 500 PLAYS)

1. 8.07	Ryan Mallett (916 for 7,390).....2009-10
2. 7.35	Matt Jones (1,137 for 8,352).....2001-04
3. 7.30	Tyler Wilson (1,058 for 7,721).....2008-12
4. 6.60	Brandon Allen (1,151 for 7,596).....2012-15
5. 6.38	Quinn Grovey (978 for 6,242).....1987-90
6. 5.94	Darren McFadden (807 for 4,795).....2005-07
7. 5.91	Jack Robbins (577 for 3,408).....1935-37
8. 5.87	Clint Stoerner (1,200 for 7,049).....1996-99
9. 5.86	Casey Dick (959 for 5,624).....2005-08
10. 5.74	Joe Ferguson (771 for 4,429).....1970-72



Arkansas' all-time leader in career yards (8,392) and career touchdowns (77), quarterback **MATT JONES** led the Razorbacks to a 7-1 record when he ran for 100 yards.



INDIVIDUAL ALL-PURPOSE RECORDS

ALL-PURPOSE YARDAGE

GAME		
1. 355	Darren McFadden vs. South Carolina (38 plays, 1 TD).....	2007
2. 315	Darren McFadden at South Carolina (29 plays, 2 TD).....	2006
3. 303	Cobi Hamilton vs. Rutgers (10 plays, 3 TD).....	2012
4. 293	Harry Jones vs. Oklahoma State (11 plays, 2 TD).....	1965
5. 287	Felix Jones vs. Troy (16 plays, 2 TD).....	2007
6. 281	Jarius Wright vs. Texas A&M (13 plays, 2 TD).....	2011
7. 271	Dickey Morton at Baylor (28 plays, 2 TD).....	1973
8. 259	Alex Collins vs. Kansas State (25 plays, 3 TD)*.....	2016
9. 253	Michael Smith at Kentucky (40 plays, 2 TD).....	2008
10. 252	Dennis Johnson vs. South Carolina (21 plays, 1 TD).....	2011

* 2016 AutoZone Liberty Bowl

SEASON

1. 2,310	Darren McFadden (362 plays, 17 TD).....	2007
2. 2,058	Darren McFadden (305 plays, 16 TD).....	2006
3. 1,990	Felix Jones (171 plays, 13 TD).....	2007
4. 1,829	Felix Jones (192 plays, 10 TD).....	2006
5. 1,746	Alex Collins (276 plays, 20 TD).....	2015
6. 1,604	Dickey Morton (243 plays, 5 TD).....	1973
7. 1,583	Madre Hill (330 plays, 16 TD).....	1995
8. 1,580	Rawleigh Williams III (260 plays, 13 TDs).....	2016
9. 1,513	Darren McFadden (202 plays, 11 TD).....	2005
10. 1,472	Lance Alworth (169 plays, 5 TD).....	1961

CAREER

1. 5,881	Darren McFadden (869 plays, 44 TD).....	2005-07
2. 5,330	Dennis Johnson (527 plays, 20 TD).....	2008-12
3. 5,099	Felix Jones (488 plays, 27 TD).....	2005-07
4. 4,535	Gary Anderson (630 plays, 19 TD).....	1979-82
5. 4,057	Alex Collins (698 plays, 36 TD).....	2013-15
6. 4,070	Dickey Morton (647 plays, 17 TD).....	1971-73
7. 3,750	Ben Cowins (662 plays, 30 TD).....	1975-78
8. 3,657	Cedric Cobbs (636 plays, 28 TD).....	1999-2003
9. 3,610	DeCori Birmingham (403 plays, 13 TD).....	2001-04
10. 3,583	James Rouse (614 plays, 39 TD).....	1985-89

SCORING - POINTS

GAME		
1. 36	Madre Hill vs. South Carolina (6 TD).....	1995
2. 33	Gene Davidson vs. Oklahoma Mines (5 TD, 3 PAT).....	1916
33	Gene Davidson vs. Hendrix (5 TD, 3 PAT).....	1915
4. 30	Alex Collins vs. UT Martin (5 TD).....	2015
30	Jessie Clark vs. Baylor (5 TD).....	1981
6. 26	Richard Miller vs. Central Missouri (4 TD, 2 PAT).....	1927
26	Gene Davidson vs. Central Missouri (4 TD, 2 PAT).....	1917
8. 24	Rawleigh Williams III at Mississippi State (4 TD).....	2016
24	Jonathan Williams at Texas Tech (4 TD).....	2014
24	Darren McFadden vs. Florida International (4 TD).....	2007
24	James Rouse vs. New Mexico (4 TD).....	1987
24	Darryl Bowles vs. TCU (4 TD).....	1980

SEASON

1. 120	Alex Collins (20 TD).....	2015
120	Bill Burnett (20 TD).....	1969
3. 118	Zach Hocker (21 FG, 55 PAT).....	2011
4. 109	Alex Tejada (17 FG, 58 PAT).....	2007
5. 106	Cam Little (20 FG, 46 PAT).....	2021
106	Alex Tejada (16 FG, 58 PAT).....	2009
7. 104	Zach Hocker (16 FG, 56 PAT).....	2010
8. 102	Darren McFadden (17 TD).....	2007
102	Kendall Trainor (24 FG, 30 PAT).....	1988
102	James Rouse (17 TD).....	1987

CAREER

1. 354	Zach Hocker (61 FG, 171 PAT).....	2010-13
2. 294	Bill Burnett (49 TD).....	1968-70
3. 280	Steve Little (53 FG, 121 PAT).....	1974-77
4. 268	Darren McFadden (44 TD, 2 two-point).....	2005-07
5. 267	Todd Wright (60 FG, 87 PAT).....	1989-92
6. 264	Kendall Trainor (51 FG, 111 PAT).....	1985-88
7. 252	Todd Latourette (47 FG, 111 PAT).....	1995-98
8. 247	Alex Tejada (37 FG, 136 PAT).....	2007-10
9. 238	James Rouse (39 TD, 2 two-point).....	1985-89
10. 220	Ish Ordenez (44 FG, 88 PAT).....	1978-80

MOST TOUCHDOWNS

GAME		
1. 6	Madre Hill vs. South Carolina.....	1995
2. 5	Alex Collins vs. UT Martin.....	2015
5	Jessie Clark vs. Baylor.....	1981
5	Gene Davidson vs. Oklahoma Mines.....	1916
5	Gene Davidson vs. Hendrix.....	1915
6. 4	14 others (Most recent: R. Williams III at Mississippi St.).....	2016

SEASON

1. 20	Alex Collins.....	2015
20	Bill Burnett.....	1969
3. 17	Darren McFadden.....	2007
17	James Rouse.....	1987
5. 16	Darren McFadden.....	2006
16	Madre Hill.....	1995
16	Bill Burnett.....	1968
16	David Dickey.....	1967
16	Bobby Burnett.....	1965
10. 14	Jonathan Williams.....	2014
14	Knile Davis.....	2010
14	Ben Cowins.....	1977
14	Billy Moore.....	1962

CAREER

1. 49	Bill Burnett.....	1968-70
2. 44	Darren McFadden.....	2005-07
3. 39	James Rouse.....	1985-89
4. 36	Alex Collins.....	2013-15
5. 30	Ben Cowins.....	1975-78
6. 28	Cedric Cobbs.....	1999-2003
28	David Dickey.....	1966-68
8. 27	Felix Jones.....	2005-07
27	Marcus Monk.....	2004-07
27	Madre Hill.....	1994-98



DARREN McFADDEN is Arkansas' all-time career leader in all-purpose yards (5,881) and is the only Razorback to ever accumulate more than 2,000 all-purpose yards in a season (2006 and 2007).



INDIVIDUAL KICKING RECORDS

FIELD GOAL ATTEMPTS

GAME		
1. 6	Brennan O'Donohoe at Tennessee (made 3)	2002
6	Greg Horne vs. Tulsa (made 4)	1984
3. 5	Zach Hocker vs. South Carolina (made 3)	2011
5	Todd Wright at Tennessee (made 4)	1992
5	Kendall Trainor vs. Texas A&M (made 5)	1988
5	Kendall Trainor vs. TCU (made 5)	1988
5	Steve Little vs. Tulsa (made 3)	1977
5	Bill McClard vs. SMU (made 3)	1970

SEASON

1. 30	Steve Little (made 19)	1977
2. 27	Zach Hocker (made 21)	2011
27	Kendall Trainor (made 24)	1988
4. 25	Todd Wright (made 17)	1992
5. 24	Cam Little (made 20)	2021
24	Connor Limpert (made 19)	2018
24	Todd Latourette (made 17)	1998
24	Bruce Lahay (made 19)	1981
9. 23	Alex Tejada (made 17)	2007
23	Todd Wright (made 20)	1989
23	Steve Little (made 11)	1976

CAREER

1. 89	Steve Little (made 53)	1974-77
2. 79	Zach Hocker (made 61)	2010-13
79	Todd Wright (made 60)	1989-92
4. 71	Todd Latourette (made 47)	1995-98
5. 69	Kendall Trainor (made 51)	1985-88
6. 62	Ish Ordonez (made 44)	1978-80
7. 54	Alex Tejada (made 37)	2007-10
8. 53	Greg Horne (made 29)	1983-84
9. 52	Connor Limpert (made 41)	2016-19
10. 46	Bill McClard (made 29)	1969-71

FIELD GOALS MADE

GAME		
1. 5	Kendall Trainor vs. Texas A&M (att. 5)	1988
5	Kendall Trainor vs. TCU (att. 5)	1988
3. 4	Cam Little vs. Texas (att. 4)	2021
4	Connor Limpert vs. Ole Miss (att. 4)	2018
4	Chris Balseiro vs. Missouri (att. 4)	2003
4	Todd Wright at Auburn (att. 4)	1992
4	Todd Wright at Tennessee (att. 5)	1992
4	Todd Wright vs. UTEP (att. 4)	1989
4	Kendall Trainor at Houston (att. 4)	1988
4	Greg Horne vs. Tulsa (att. 6)	1984
4	Bruce Lahay at Texas Tech (att. 4)	1981
4	Steve Little at Rice (att. 4)	1975

SEASON

1. 24	Kendall Trainor (att. 27)	1988
2. 21	Zach Hocker (att. 27)	2011
3. 20	Cam Little (att. 24)	2021
20	Todd Wright (att. 23)	1989
5. 19	Connor Limpert (att. 24)	2018
19	Bruce Lahay (att. 24)	1981
19	Steve Little (att. 30)	1977
8. 18	Ish Ordonez (att. 22)	1978
9. 17	Alex Tejada (att. 23)	2007
17	Todd Latourette (att. 24)	1998
17	Todd Wright (att. 25)	1992

CAREER

1. 61	Zach Hocker (att. 79)	2010-13
2. 60	Todd Wright (att. 79)	1989-92
3. 53	Steve Little (att. 89)	1974-77
4. 51	Kendall Trainor (att. 69)	1985-88
5. 47	Todd Latourette (att. 71)	1995-98
6. 44	Ish Ordonez (att. 62)	1978-80
7. 41	Connor Limpert (att. 52)	2016-19
8. 37	Alex Tejada (att. 54)	2007-10
9. 29	Greg Horne (att. 53)	1983-86
29	Bill McClard (att. 46)	1969-71

FIELD GOAL PERCENTAGE

SEASON (MIN. 10 MADE)

1. .889	Kendall Trainor (24-27)	1988
2. .870	Todd Wright (20-23)	1989
3. .867	Zach Hocker (13-15)	2013
4. .842	Zach Hocker (16-19)	2010
5. .833	Cam Little (20-24)	2021
.818	Ish Ordonez (18-22)	1979
7. .792	Connor Limpert (19-24)	2018
.792	Bruce Lahay (19-24)	1981
9. .786	Todd Wright (11-14)	1990
10. .778	Zach Hocker (21-27)	2011

CAREER (MIN. 20 MADE)

1. .786	Connor Limpert (41-52)	2016-19
2. .772	Zach Hocker (61-79)	2010-13
3. .759	Todd Wright (60-79)	1989-92
4. .739	Kendall Trainor (51-69)	1985-88
5. .710	Ish Ordonez (44-62)	1978-80
6. .700	Chris Balseiro (28-40)	2002-05
7. .688	Brennan O'Donohoe (22-32)	2000-02
8. .682	Alex Tejada (37-54)	2007-10
9. .662	Todd Latourette (47-71)	1995-98
10. .630	Bill McClard (29-46)	1969-71

LONGEST FIELD GOALS

1. 67	Steve Little vs. Texas	1977
2. 61	Steve Little vs. Tulsa	1976
3. 60	Bill McClard vs. SMU	1970
4. 58	Kendall Trainor vs. Miami	1988
5. 57	Steve Little vs. Baylor	1977
57	Steve Little vs. Oklahoma State	1976
7. 55	Connor Limpert vs. Vanderbilt	2018
55	Kendall Trainor vs. Tulsa	1986
9. 54	Connor Limpert vs. Colorado State	2019
54	Connor Limpert vs. North Texas	2019
54	Adam McFain at Auburn	2016
54	Zach Hocker vs. Mississippi State	2013

MOST CONSECUTIVE FGs MADE

1. 24	Kendall Trainor	1988
-------	-----------------	------



ZACH HOCKER finished his career in 2013 as Arkansas' all-time leading scorer, totaling 354 points. Hocker also holds Razorback records for career field goals and field goal percentage.



INDIVIDUAL KICKING RECORDS

PAT ATTEMPTS

GAME	
1. 9	Cole Hedlund vs. UT Martin.....2015
9	John Henson vs. Nicholls.....2014
9	Alex Tejada vs. Eastern Michigan.....2009
9	Alex Tejada vs. North Texas.....2007
9	Jeremy Davis vs. Southeast Missouri State.....2006
9	Chris Balseiro vs. New Mexico State.....2004
9	Kendall Trainor vs. Pacific.....1988
9	Elvin Geiser vs. Hendrix.....1933
9. 8	Alex Tejada vs. Troy.....2009
8	Bill McClard vs. North Texas State.....1971
8	Bill McClard vs. Wichita State.....1970
8	Bob White vs. Tulsa.....1968
8	Tom McNelly vs. Tulsa.....1963

SEASON

1. 60	Alex Tejada (made 58).....2007
2. 59	Alex Tejada (made 58).....2009
3. 58	Cole Hedlund (made 58).....2015
4. 57	Zach Hocker (made 55).....2011
5. 56	Zach Hocker (made 56).....2010
6. 51	Bill McClard (made 50).....1970
7. 48	Jeremy Davis (made 46).....2006
8. 46	Cam Little (made 46).....2021
9. 44	Bill McClard (made 40).....1969
44	Ronny South (made 42).....1965

CAREER

1. 173	Zach Hocker (made 171).....2010-13
2. 140	Alex Tejada (made 136).....2007-10
3. 133	Bill McClard (made 125).....1969-71
4. 131	Steve Little (made 121).....1974-77
5. 116	Kendall Trainor (made 111).....1985-88
6. 114	Chris Balseiro (made 111).....2002-05
7. 113	Todd Latourette (made 111).....1995-98
8. 93	Connor Limpert (made 91).....2016-19
93	Ish Ordonez (made 88).....1978-80
10. 91	Cole Hedlund (made 91).....2015-17
91	Todd Wright (made 87).....1989-92

PATS MADE

GAME	
1. 9	Cole Hedlund vs. UT Martin.....2015
9	John Henson vs. Nicholls.....2014
9	Alex Tejada vs. Eastern Michigan.....2009
9	Alex Tejada vs. North Texas.....2007
9	Jeremy Davis vs. Southeast Missouri State.....2006
9	Chris Balseiro vs. New Mexico State.....2004
9	Kendall Trainor vs. Pacific.....1988
9	Elvin Geiser vs. Hendrix.....1933
9. 8	Alex Tejada vs. Troy.....2009
8	Bill McClard vs. Wichita State.....1970
8	Bob White vs. Tulsa.....1968
8	Tom McNelly vs. Tulsa.....1963

SEASON

1. 58	Cole Hedlund (att. 58).....2015
58	Alex Tejada (att. 59).....2009
58	Alex Tejada (att. 60).....2007
4. 56	Zach Hocker (att. 56).....2010
5. 55	Zach Hocker (att. 57).....2011
6. 50	Bill McClard (att. 51).....1970
7. 46	Cam Little (att. 46).....2021
46	Jeremy Davis (att. 48).....2006
9. 42	Ronny South (att. 44).....1965
10. 41	Todd Latourette (att. 41).....1998

CAREER

1. 171	Zach Hocker (att. 173).....2010-13
2. 136	Alex Tejada (att. 141).....2007-10
3. 125	Bill McClard (att. 133).....1969-71
4. 121	Steve Little (att. 131).....1974-77
5. 111	Chris Balseiro (att. 114).....2002-05
111	Todd Latourette (att. 113).....1995-98
111	Kendall Trainor (att. 116).....1985-88
8. 91	Connor Limpert (att. 93).....2016-19
91	Cole Hedlund (att. 91).....2015-17
10. 88	Ish Ordonez (att. 93).....1978-80

KICK SCORING

GAME	
1. 19	Kendall Trainor vs. TCU (5-5 FG, 4-4 PAT).....1988
2. 17	Alex Tejada vs. Troy (4-4 FG, 5-5 PAT).....2007
3. 16	Cam Little vs. Texas (4-4 FG, 4-4 PAT).....2021
16	Alex Tejada vs. Florida International (3-3 FG, 7-7 PAT).....2007
5. 15	Todd Wright vs. UTEP (4-4 FG, 3-4 PAT).....1989
15	Kendall Trainor vs. Texas A&M (5-5 FG, 0-0 PAT).....1988
7. 14	Zach Hocker vs. Mississippi State (3-4 FG, 5-5 PAT).....2011
14	Zach Hocker vs. South Carolina (3-5 FG, 5-5 PAT).....2011
14	Tony Dodson vs. Louisiana Monroe (3-3 FG, 5-5 PAT).....1999
14	Todd Latourette vs. SMU (3-3 FG, 5-5 PAT).....1998
14	Kendall Trainor at Houston (4-4 FG, 2-2 PAT).....1988
14	Bruce Lahay at Texas Tech (4-4 FG, 2-2 PAT).....1981
14	Steve Little vs. TCU (3-3 FG, 5-5 PAT).....1976
14	Bill McClard vs. Wichita State (2-2 FG, 8-8 PAT).....1970

SEASON

1. 118	Zach Hocker (21 FG, 55 PAT).....2011
2. 109	Alex Tejada (17 FG, 58 PAT).....2007
3. 106	Cam Little (20 FG, 46 PAT).....2021
106	Alex Tejada (16 FG, 58 PAT).....2009
5. 104	Zach Hocker (16 FG, 56 PAT).....2010
6. 102	Kendall Trainor (24 FG, 30 PAT).....1988
7. 98	Todd Wright (20 FG, 38 PAT).....1989
8. 94	Steve Little (19 FG, 37 PAT).....1977
9. 92	Todd Latourette (17 FG, 41 PAT).....1998
10. 88	Bruce Lahay (19 FG, 31 PAT).....1981

CAREER

1. 354	Zach Hocker (61 FG, 171 PAT).....2010-13
2. 280	Steve Little (53 FG, 121 PAT).....1974-77
3. 267	Todd Wright (60 FG, 87 PAT).....1989-92
4. 264	Kendall Trainor (51 FG, 111 PAT).....1985-88
5. 252	Todd Latourette (47 FG, 111 PAT).....1995-98
6. 247	Alex Tejada (37 FG, 136 PAT).....2007-10
7. 220	Ish Ordonez (44 FG, 88 PAT).....1978-80
8. 214	Connor Limpert (41 FG, 91 PAT).....2016-19
9. 212	Bill McClard (29 FG, 125 PAT).....1969-71
10. 195	Chris Balseiro (28 FG, 111 PAT).....2002-05



ALEX TEJADA registered two of the three highest-scoring seasons in Razorback history in 2007 and 2009 and was named to Arkansas' all-decade team for the 2000s.



INDIVIDUAL PUNTING RECORDS



DYLAN BREEDING was a two-time All-SEC punter for the Razorbacks and ranks in the top five in career punting yardage and punting average.

PUNTS

GAME		
1. 11	Greg Horne at Baylor (445 yards for 40.4 avg.)	1984
11	Bobby Nix at SMU (506 yards for 46.0 avg.)	1963
3. 10	Toby Baker at Auburn (415 yards for 41.5 avg.)	2016
10	Toby Baker at Alabama (402 yards for 40.2 avg.)	2015
10	Richie Butler vs. UNLV (434 yards for 43.4 avg.)	2001
10	Drew Toole vs. Rice (365 yards for 36.5 avg.)	1972
10	Lance Alworth vs. Tulsa (301 yards for 30.1 avg.)	1961
10	Lamar McHan vs. Santa Clara (395 yards for 39.5 avg.)	1951
10	Lamar McHan vs. Texas (382 yards for 38.2 avg.)	1951
10	George Cole at Oklahoma State (390 yards for 39.0 avg.)	1926
10	Gene Davidson vs. Oklahoma (245 yards for 24.5 avg.)	1915

SEASON

1. 70	Matt Wait (2,935 yards for 41.9 avg.)	1997
2. 69	Richie Butler (2,715 yards for 39.3 avg.)	2002
69	Matt Wait (2,777 yards for 40.3 avg.)	1996
4. 68	Pete Raether (2,938 yards for 43.2 avg.)	1992
5. 67	Richie Butler (2,848 yards for 42.5 avg.)	2001
6. 65	Richie Butler (2,784 yards for 42.8 avg.)	2000
65	Pete Raether (2,836 yards for 43.6 avg.)	1991
8. 64	Lamar McHan (2,377 yards for 37.1 avg.)	1951
64	Aubrey Fowler (2,214 yards for 34.6 avg.)	1946
64	Kay Eakin (2,448 yards for 38.3 avg.)	1939

CAREER

1. 251	Matt Wait (10,177 yards for 40.5 avg.)	1994-97
2. 231	Richie Butler (9,546 yards for 41.3 avg.)	1999-2002
3. 219	Dylan Breeding (9,387 yards for 42.9 avg.)	2009-12
4. 192	Jacob Skinner (7,554 yards for 39.3 avg.)	2003-06
5. 180	Greg Horne (8,000 yards for 44.4 avg.)	1983-86
6. 157	Pete Raether (6,743 yards for 42.9 avg.)	1990-92
7. 145	Lamar McHan (5,504 yards for 38.0 avg.)	1951-53
8. 142	Jeremy Davis (5,842 yards for 41.1 avg.)	2004-08
9. 133	Kay Eakin (5,250 yards for 39.5 avg.)	1937-39
10. 129	Bruce Lahay (5,011 yards for 38.8 avg.)	1978-79, 81

LONGEST PUNTS

1. 86	Steve Cox vs. Texas	1986
2. 83	Pete Raether vs. Louisiana	1991
83	Harold Cox vs. SMU	1943
4. 81	Lamar McHan vs. Texas	1951
81	Kay Eakin vs. TCU	1938
6. 80	Allen Meacham vs. Baylor	1988
7. 79	Sam Irwin-Hill vs. South Carolina	2013
79	Richie Butler vs. Alabama	2002
79	Jack Robbins vs. TCU	1937
10. 78	Gerald Nesbitt vs. SMU	1955
78	Louis Schaufele vs. William & Mary	1948
78	Louis Schaufele vs. Texas A&M	1948

PUNTING YARDAGE

GAME		
1. 506	Bobby Nix at SMU (11 punts)	1965
2. 445	Greg Horne at Baylor (11 punts)	1984
3. 434	Richie Butler vs. UNLV (10 punts)	2001
4. 415	Toby Baker at Auburn (10 punts)	2016
5. 412	Matt Wait vs. South Carolina (9 punts)	1997
6. 402	Toby Baker at Alabama (10 punts)	2015
7. 395	Lamar McHan vs. Santa Clara (10 punts)	1951
8. 390	George Cole vs. Oklahoma State (10 punts)	1926
9. 389	Richie Butler vs. Alabama (8 punts)	2002
10. 382	Lamar McHan vs. Texas (10 punts)	1951

SEASON

1. 2,938	Pete Raether (68 for 43.2 avg.)	1992
2. 2,935	Matt Wait (70 for 41.9 avg.)	1997
3. 2,848	Richie Butler (67 for 42.5 avg.)	2001
4. 2,836	Pete Raether (65 for 43.6 avg.)	1991
5. 2,797	Steve Little (63 for 44.4 avg.)	1976
6. 2,784	Richie Butler (65 for 42.8 avg.)	2000
7. 2,777	Matt Wait (69 for 40.3 avg.)	1996
8. 2,715	Richie Butler (69 for 39.3 avg.)	2002
9. 2,532	Toby Baker (57 for 44.4 avg.)	2016
10. 2,510	Reid Bauer (58 for 43.3 avg.)	2021

CAREER

1. 10,177	Matt Wait (251 for 40.5 avg.)	1994-97
2. 9,546	Richie Butler (231 for 41.3 avg.)	1999-2002
3. 9,387	Dylan Breeding (219 for 42.9 avg.)	2009-12
4. 8,000	Greg Horne (180 for 44.4 avg.)	1983-86
5. 7,554	Jacob Skinner (192 for 39.3 avg.)	2003-06
6. 6,743	Pete Raether (157 for 42.9 avg.)	1990-92
7. 5,842	Jeremy Davis (142 for 41.1 avg.)	2004-08
8. 5,504	Lamar McHan (145 for 38.0 avg.)	1951-53
9. 5,250	Kay Eakin (133 for 39.5 avg.)	1937-39
10. 5,227	Jacob Skinner (131 for 39.9 avg.)	2003-06

PUNTING AVERAGE

GAME (MIN. 2 PUNTS)

1. 70.0	Steve Cox at Texas (2 punts)	1980
2. 59.0	Allen Meacham at Baylor (2 punts)	1988
3. 58.3	Dylan Breeding vs. Tulsa (3 punts)	2012
4. 57.8	Pete Raether at Texas Tech (4 punts)	1991
5. 57.0	Zach Hocker at Rutgers (3 punts)	2013
6. 56.5	Mike Kirkland at Texas Tech (2 punts)	1972
7. 54.6	Greg Horne at Texas Tech (3 punts)	1983
8. 54.5	Gerald Nesbitt at SMU (2 punts)	1957
9. 53.5	Sam Irwin-Hill vs. South Carolina (4 punts)	2013
53.5	Richie Butler vs. Boise State (4 punts)	2000

SEASON (MIN. 4 PUNTS PER GAME)

1. 47.2	Greg Horne (49 for 2,313 yards)	1986
2. 46.5	Steve Cox (47 for 2,186 yards)	1980
3. 45.6	Dylan Breeding (53 for 2,416 yards)	2012
4. 45.3	Dylan Breeding (53 for 2,400 yards)	2011
5. 44.4	Toby Baker (57 for 2,532 yards)	2016
44.4	Steve Little (63 for 2,797 yards)	1976
7. 44.3	Steve Little (48 for 2,127 yards)	1977
8. 43.8	Greg Horne (51 for 2,234 yards)	1984
9. 43.6	Pete Raether (65 for 2,836 yards)	1991
10. 43.3	Reid Bauer (58 for 2,510 yards)	2021

CAREER (MIN. 85 PUNTS)

1. 45.2	Steve Cox (89 for 4,026 yards)	1979-80
2. 44.4	Greg Horne (180 for 8,000 yards)	1983-86
44.4	Steve Little (111 for 4,924 yards)	1974-77
4. 43.0	Toby Baker (101 for 4,340 yards)	2014-16
5. 42.9	Dylan Breeding (219 for 9,387 yards)	2009-12
42.9	Pete Raether (157 for 6,743 yards)	1990-92
7. 42.0	Sam Irwin-Hill (104 for 4,364 yards)	2013-14
8. 41.7	Brad Taylor (99 for 4,131 yards)	1981-83
9. 41.3	Richie Butler (231 for 9,546 yards)	1999-2002
10. 41.1	Jeremy Davis (142 for 5,842 yards)	2004-08



INDIVIDUAL RETURN RECORDS

PUNT RETURNS

GAME		
1. 9	Ken Hatfield vs. Rice (89 yards).....	1964
2. 8	Bobby Joe Edmonds at Ole Miss (53 yards).....	1985
8	Gary Anderson at Texas Tech (130 yards).....	1979
4. 7	Jack Morris vs. North Texas (146 yards).....	1971
7	Gary Adams at TCU (59 yards).....	1968
7	Gary Adams vs. TCU (91 yards).....	1967
7	Gary Adams vs. Oklahoma State (33 yards).....	1967
7	Lance Alworth vs. Tulsa (136 yards).....	1961

SEASON

1. 40	Bobby Joe Edmonds (466 yards).....	1985
2. 36	Orlando Watters (290 yards).....	1992
36	Vaughn Lusby (294 yards).....	1977
4. 34	Gary Anderson (286 yards).....	1979
5. 31	Ken Hatfield (518 yards).....	1964
6. 29	Gary Anderson (222 yards).....	1982
29	Gary Anderson (252 yards).....	1981
29	Vaughn Lusby (161 yards).....	1976
9. 28	DeCori Birmingham (342 yards).....	2002
28	Orlando Watters (157 yards).....	1993
28	Gary Adams (290 yards).....	1967
28	Lance Alworth (336 yards).....	1961

CAREER

1. 115	Gary Anderson (1,004 yards).....	1979-82
2. 93	Bobby Joe Edmonds (959 yards).....	1982-85
3. 86	Vaughn Lusby (625 yards).....	1974, 76-78
4. 78	Tim Horton (657 yards).....	1986-89
5. 72	Ken Hatfield (1,153 yards).....	1962-64
6. 64	Orlando Watters (447 yards).....	1991-93
7. 53	Marvin Jackson (594 yards).....	2001, 03
8. 52	DeCori Birmingham (546 yards).....	2001-04
9. 51	Lance Alworth (690 yards).....	1959-61
10. 49	Gary Adams (505 yards).....	1966-68

PUNT RETURN YARDAGE

GAME		
1. 174	Joe Adams vs. Missouri State (6 returns).....	2011
2. 146	Jack Morris vs. North Texas State (7 returns).....	1971
3. 136	Lance Alworth vs. Tulsa (7 returns).....	1961
4. 134	Terry Stewart vs. Wichita State (4 returns).....	1969
5. 130	Gary Anderson at Texas Tech (8 returns).....	1979
6. 120	Joe Adams vs. Ole Miss (3 returns).....	2010
7. 114	Nathan Parodi vs. UAPB (4 returns).....	2021
8. 104	Marvin Jackson at Kentucky (4 returns).....	2003
104	Orlando Watters at South Carolina (5 returns).....	1992
10. 102	Marvin Jackson vs. New Mexico State (3 returns).....	2003
102	Michael James vs. SMU (2 returns).....	1991

SEASON

1. 518	Ken Hatfield (31 returns).....	1964
2. 466	Bobby Joe Edmonds (40 returns).....	1985
3. 395	Aubrey Fowler (23 returns).....	1947
4. 375	Martine Bercher (24 returns).....	1966
5. 350	Ken Hatfield (21 returns).....	1963
6. 342	DeCori Birmingham (28 returns).....	2002
7. 336	Lance Alworth (28 returns).....	1961
8. 329	Marvin Jackson (26 returns).....	2003
9. 321	Joe Adams (19 returns).....	2011
10. 307	Lance Alworth (18 returns).....	1960

CAREER

1. 1,153	Ken Hatfield (72 returns).....	1962-64
2. 1,004	Gary Anderson (115 returns).....	1979-82
3. 959	Bobby Joe Edmonds (93 returns).....	1982-85
4. 690	Lance Alworth (51 returns).....	1959-61
5. 657	Tim Horton (78 returns).....	1986-89
6. 642	Aubrey Fowler (45 returns).....	1946-47
7. 625	Vaughn Lusby (86 returns).....	1974, 76-78
8. 594	Marvin Jackson (53 returns).....	2001, 03
594	Johnny Cole (39 returns).....	1950-52
10. 570	Joe Adams (36 returns).....	2008-11

PUNT RETURN AVERAGE

SEASON (MIN. 15 RETURNS)

1. 18.31	Johnny Cole (16 for 293 yards).....	1950
2. 17.17	Aubrey Fowler (23 for 395 yards).....	1947
3. 17.06	Lance Alworth (18 for 307 yards).....	1960
4. 16.89	Joe Adams (19 for 321 yards).....	2011
5. 16.71	Ken Hatfield (31 for 518 yards).....	1964
6. 16.67	Ken Hatfield (21 for 350 yards).....	1963
7. 15.63	Martine Bercher (24 for 375 yards).....	1966
8. 15.56	Joe Adams (16 for 249 yards).....	2010
9. 15.53	Johnny Cole (15 for 233 yards).....	1951
10. 14.32	Michael James (19 for 272 yards).....	1991

CAREER (MIN. 25 RETURNS)

1. 16.01	Ken Hatfield (72 for 1,153 yards).....	1962-64
2. 15.83	Joe Adams (36 for 570 yards).....	2008-11
3. 15.63	Johnny Cole (38 for 594 yards).....	1950-52
4. 15.32	Martine Bercher (25 for 383 yards).....	1965-66
5. 14.27	Aubrey Fowler (45 for 642 yards).....	1946-47
6. 13.53	Lance Alworth (51 for 690 yards).....	1959-61
7. 12.92	Dean Pryor (25 for 323 yards).....	1950-52
8. 11.21	Marvin Jackson (53 for 594 yards).....	2001, 03
9. 10.50	DeCori Birmingham (52 for 546 yards).....	2001-04
10. 10.31	Bobby Joe Edmonds (93 for 959 yards).....	1982-85
10.31	Gary Adams (49 for 505 yards).....	1966-68

KICKOFF RETURNS

GAME		
1. 8	Cobi Hamilton at Auburn (142 yards).....	2010
2. 7	Deon Stewart vs. LSU (117 yards).....	2016
7	D'Arthur Cowan at Mississippi State (108 yards).....	2012
7	Fred Talley vs. Boise State (135 yards).....	2000
5. 6	Dennis Johnson vs. LSU (103 yards).....	2008
6	Dennis Johnson at Texas (150 yards).....	2008
6	Dennis Johnson vs. Alabama (142 yards).....	2008
6	DeCori Birmingham vs. Alabama (197 yards).....	2002
6	Steven Harris vs. Ole Miss (124 yards).....	2000
6	Rod Stinson vs. Tennessee (109 yards).....	1999
6	Donnie Centers at Baylor (145 yards).....	1986
6	Carl Miller at SMU (111 yards).....	1984

SEASON

1. 41	Dennis Johnson (905 yards).....	2008
2. 40	Dennis Johnson (1,031 yards).....	2009
3. 29	De'Vion Warren (765 yards).....	2017
4. 28	DeCori Birmingham (638 yards).....	2002
5. 25	Cedric Washington (497 yards).....	2003
6. 23	Lance Ray (518 yards).....	2010
23	Felix Jones (554 yards).....	2006
23	Barry Foster (445 yards).....	1988
9. 22	Felix Jones (652 yards).....	2007
22	Jon Richardson (501 yards).....	1972

CAREER

1. 119	Dennis Johnson (2,784 yards).....	2008-12
2. 65	De'Vion Warren (1,610 yards).....	2017-pres.
3. 62	Felix Jones (1,749 yards).....	2005-07
4. 61	DeCori Birmingham (1,321 yards).....	2001-04
5. 55	Derek Holloway (1,209 yards).....	1979-82
6. 51	Barry Foster (1,008 yards).....	1987-89
7. 43	Carl Miller (1,016 yards).....	1983-85
8. 38	Darren McFadden (926 yards).....	2005-07
9. 36	Cedric Washington (701 yards).....	2003-06
10. 35	Jon Richardson (780 yards).....	1970-72

KICKOFF RETURN YARDAGE

GAME		
1. 197	DeCori Birmingham vs. Alabama (6 returns).....	2002
2. 152	Derek Holloway at Houston (4 returns).....	1980
3. 150	Dennis Johnson at Texas (6 returns).....	2008
4. 147	Felix Jones at Southern California (4 returns).....	2005
5. 146	Carl Miller vs. Baylor (3 returns).....	1983
6. 145	Dennis Johnson vs. Auburn (3 returns).....	2009
145	Donnie Centers at Baylor (6 returns).....	1986
8. 144	Felix Jones vs. Troy (3 returns).....	2007
9. 142	Cobi Hamilton at Auburn (8 returns).....	2010
10. 142	Dennis Johnson vs. Alabama (6 returns).....	2008

SEASON

1. 1,031	Dennis Johnson (40 returns).....	2009
2. 905	Dennis Johnson (41 returns).....	2008
3. 765	De'Vion Warren (29 returns).....	2017
4. 652	Felix Jones (22 returns).....	2007
5. 638	DeCori Birmingham (22 returns).....	2002
6. 554	Felix Jones (23 returns).....	2006
7. 543	Felix Jones (17 returns).....	2005
8. 518	Lance Ray (23 returns).....	2010
9. 501	Jon Richardson (22 returns).....	1972
10. 497	Cedric Washington (25 returns).....	2003
497	Ron Dickerson (20 returns).....	1992

CAREER

1. 2,784	Dennis Johnson (119 returns).....	2008-12
2. 1,749	Felix Jones (62 returns).....	2005-07
3. 1,610	De'Vion Warren (65 returns).....	2017-pres.
4. 1,321	DeCori Birmingham (61 returns).....	2001-04
5. 1,209	Derek Holloway (55 returns).....	1979-82
6. 1,016	Carl Miller (43 returns).....	1982-85
7. 1,008	Barry Foster (51 returns).....	1987-89
8. 926	Darren McFadden (38 returns).....	2005-07
9. 780	Jon Richardson (35 returns).....	1970-72
10. 776	Ron Dickerson (31 returns).....	1989-92

KICKOFF RETURN AVERAGE

SEASON (MIN. 13 RETURNS)

1. 31.94	Felix Jones (17 for 543 yards).....	2005
2. 29.64	Felix Jones (22 for 652 yards).....	2007
3. 28.50	De'Vion Warren (14 for 399 yards).....	2018
4. 26.38	De'Vion Warren (29 for 765 yards).....	2017
5. 25.78	Dennis Johnson (40 for 1,031 yards).....	2009
6. 25.61	Dennis Johnson (18 for 461 yards).....	2011
7. 25.57	Marquel Wade (14 for 358 yards).....	2011
8. 25.31	Jack Brasuell (13 for 329 yards).....	1963
9. 24.85	Ron Dickerson (20 for 497 yards).....	1992
10. 24.09	Felix Jones (23 for 554 yards).....	2006

CAREER (MIN. 20 RETURNS)

1. 28.21	Felix Jones (62 for 1,749 yards).....	2005-07
2. 26.14	Dickey Morton (22 for 575 yards).....	1971-73
3. 25.03	Ron Dickerson (31 for 776 yards).....	1989-92
4. 24.77	De'Vion Warren (59 returns for 1,490 yards).....	2017-19
5. 24.80	Korliss Marshall (28 for 693 yards).....	2013-14
6. 24.40	Darren McFadden (38 for 926 yards).....	2005-07
7. 23.87	Lance Alworth (31 for 740 yards).....	1959-61
8. 23.63	Carl Miller (43 for 1,016 yards).....	1983-85
9. 23.39	Dennis Johnson (119 for 2,784 yards).....	2008-12
10. 22.48	David Dickey (21 for 472 yards).....	1966-68



INDIVIDUAL RETURN RECORDS

TOTAL RETURNS

GAME		
1. 9	Bobby Joe Edmonds at Ole Miss (8 PR, 1 KR).....	1985
9	Ken Hatfield vs. Rice (9 PR, 0 KR).....	1964
3. 8	Cobi Hamilton at Auburn (0 PR, 8 KR).....	2010
8	DeCori Birmingham vs. Alabama (2 PR, 6 KR).....	2002
8	Gary Anderson at Texas Tech (8 PR, 0 KR).....	1979
8	Mike Higgins vs. Ole Miss (4 PR, 1 KR).....	1994
7. 7	12 times (Most recent: Deon Stewart vs. LSU).....	2016

SEASON

1. 56	DeCori Birmingham (28 PR, 28 KR).....	2002
2. 50	Gary Anderson (34 PR, 16 KR).....	1979
3. 46	Orlando Watters (28 PR, 18 KR).....	1993
4. 43	Ken Hatfield (31 PR, 12 KR).....	1964
5. 41	Dennis Johnson (0 PR, 41 KR).....	2008
41	Bobby Joe Edmonds (40 PR, 1 KR).....	1985
41	Lance Alworth (28 PR, 13 KR).....	1961
8. 40	Dennis Johnson (0 PR, 40 KR).....	2009
9. 37	Orlando Watters (36 PR, 1 KR).....	1992
10. 36	Vaughn Lusby (36 PR, 0 KR).....	1977

CAREER

1. 137	Gary Anderson (115 PR, 22 KR).....	1979-82
2. 119	Dennis Johnson (0 PR, 119 KR).....	2008-12
3. 113	DeCori Birmingham (52 PR, 61 KR).....	2001-04
4. 96	Bobby Joe Edmonds (93 PR, 3 KR).....	1982-85
5. 91	Vaughn Lusby (86 PR, 5 KR).....	1974, 76-78
91	Ken Hatfield (72 PR, 19 KR).....	1962-64
7. 83	Orlando Watters (64 PR, 19 KR).....	1991-92
8. 82	Lance Alworth (51 PR, 31 KR).....	1959-61
9. 80	Tim Horton (78 PR, 2 KR).....	1986-89
10. 65	De'Vion Warren (0 PR, 65 KR).....	2017-pres.

TOTAL RETURN YARDAGE

GAME		
1. 219	DeCori Birmingham vs. Alabama (8 returns).....	2002
2. 174	Joe Adams vs. Missouri State (6 returns).....	2011
3. 152	Derek Holloway vs. Houston (4 returns).....	1980
4. 150	Dennis Johnson at Texas (6 returns).....	2008
5. 147	Felix Jones vs. Southern California (4 returns).....	2005
6. 146	Carl Miller vs. Baylor (3 returns).....	1983
146	Jack Morris vs. North Texas (7 returns).....	1971
8. 145	Dennis Johnson vs. Auburn (3 returns).....	2009
145	Donnie Centers vs. Baylor (6 returns).....	1986
10. 144	Felix Jones vs. Troy (3 returns).....	2007

SEASON

1. 1,031	Dennis Johnson (40/1,031 KR).....	2009
2. 980	DeCori Birmingham (28/342 PR, 28/638 KR).....	2002
3. 905	Dennis Johnson (41/905 KR).....	2008
4. 771	Ken Hatfield (31/518 PR, 12/253 KR).....	1964
5. 765	De'Vion Warren (29/765 KR).....	2017
6. 652	Felix Jones (22/652 KR).....	2007
7. 636	Lance Alworth (28/336 PR, 13/300 KR).....	1961
8. 635	Lance Alworth (18/307 PR, 14/328 KR).....	1960
9. 629	Gary Anderson (34/286 PR, 16/343 KR).....	1979
10. 554	Felix Jones (23/554 KR).....	2006
554	Felix Jones (1/11 PR, 17/543 KR).....	2005

CAREER

1. 2,784	Dennis Johnson (19/2,784 KR).....	2008-12
2. 1,867	DeCori Birmingham (52/546 PR, 61/1,321 KR).....	2001-04
3. 1,760	Felix Jones (1/11 PR, 62/1,749 KR).....	2005-07
4. 1,604	Ken Hatfield (72/1,153 PR, 19/451 KR).....	1962-64
5. 1,461	Gary Anderson (115/1,004 PR, 22/457 KR).....	1979-82
6. 1,430	Lance Alworth (51/690 PR, 31/740 KR).....	1959-61
7. 1,253	Derek Holloway (4/44 PR, 55/1,209 KR).....	1979-82
8. 1,020	Bobby Joe Edmonds (93/959 PR, 3/61 KR).....	1982-85
9. 1,016	Carl Miller (43/1,016 KR).....	1983-85
10. 1,008	Barry Foster (51/1,008 KR).....	1987-89



An All-SEC selection in 2012, **DENNIS JOHNSON** holds SEC records in both career kickoff returns (119) and career kickoff return yardage (2,784).



INDIVIDUAL DEFENSE RECORDS

TACKLES

GAME		
1. 29	Ronnie Caveness vs. Texas	1963
2. 25	Ronnie Caveness at Texas	1964
3. 24	Cliff Powell vs. Texas	1969
4. 23	Ronnie Caveness vs. Missouri	1963
5. 22	Ken Hamlin vs. Troy	2002
22	Quinton Caver vs. Alabama	2000
22	Lloyd Phillips vs. Tulsa	1965
8. 21	William Hampton vs. Oklahoma State	1977
21	Ronnie Caveness vs. Baylor	1963
10. 20	Bumper Pool	2020
20	Jerry Franklin at Mississippi State	2010
20	Tony Bua at Georgia	2001
20	Jermaine Petty at Ole Miss	2001
20	LaSalle Harper vs. UCLA	1988

SEASON

1. 174	Wayne Harris (62 UT, 112 AT)	1960
2. 159	Ken Hamlin (97 UT, 62 AT)	2002
3. 155	Ronnie Caveness (87 UT, 68 AT)	1964
4. 154	Cliff Powell (72 UT, 82 AT)	1968
154	Ronnie Caveness (34 UT, 120 AT)	1963
6. 150	Jermaine Petty (85 UT, 65 AT)	2001
7. 140	Rickey Williams (87 UT, 53 AT)	1987
8. 136	Mick Thomas (74 UT, 62 AT)	1990
9. 134	Cliff Powell (70 UT, 64 AT)	1969
10. 133	Caleb Miller (84 UT, 49 AT)	2003



The MVP of the 1989 East-West Shrine Game, **STEVE ATWATER** is Arkansas' all-time leader with 14 career interceptions. Atwater was an eight-time Pro Bowl selection with the Denver Broncos.

CAREER

1. 408	Tony Bua (248 UT, 160 AT)	2000-03
2. 382	Jerry Franklin (199 UT, 183 AT)	2008-11
3. 381	Ken Hamlin (221 UT, 160 AT)	2000-02
4. 372	Sam Olajubutu (223 UT, 149 AT)	2003-06
5. 371	DeJon Harris (198 UT, 173 AT)	2016-19
6. 368	Caleb Miller (232 UT, 136 AT)	2000-03
7. 367	Cliff Powell (172 UT, 195 AT)	1967-69
8. 357	Ronnie Caveness (133 UT, 224 AT)	1962-64
9. 349	Bumper Pool (137 UT, 212 AT)	2018-pres.
10. 343	Rickey Williams (210 UT, 133 AT)	1984-87

TACKLES FOR LOSS

GAME

1. 5	Jermaine Brooks vs. Auburn	2001
5	Henry Ford vs. Memphis	1993
5	Mark Smith at Alabama	1993
5	Wayne Martin vs. Ole Miss	1988
5. 4.5	Desmond Sims vs. South Carolina	2005
6. 4	7 times (most recent: Anthony Leon vs. Tennessee Tech)	2010

SEASON

1. 23	Steven Conley (175 yards)	1995
23	Henry Ford (116 yards)	1993
3. 20.5	Jamaal Anderson (113 yards)	2006
4. 19	Billy Ray Smith Jr. (128 yards)	1981
19	Jimmy Walker (125 yards)	1978
6. 18	Wayne Martin (110 yards)	1987
18	Dan Hampton (62 yards)	1978
8. 17	Ray Lee Johnson (89 yards)	1992
17	Billy Ray Smith Jr. (86 yards)	1980
10. 16	Junior Soli (53 yards)	1995

CAREER

1. 63	Billy Ray Smith Jr. (343 yards)	1979-82
2. 47.5	Trey Flowers (250 yards)	2011-14
3. 46	Henry Ford (224 yards)	1990-93
4. 37	Wayne Martin (189 yards)	1985-88
37	Jimmy Walker (216 yards)	1975-78
6. 36	Malcolm Sheppard (124 yards)	2006-09
36	Caleb Miller (116 yards)	2000-03
36	Johnnie Meadors (157 yards)	1974-76
9. 35	Steven Conley (251 yards)	1992-95
10. 33	Jeb Huckleba (92 yards)	2001-04

SACKS

GAME

1. 5	Wayne Martin vs. Ole Miss	1988
------	---------------------------	------

SEASON

1. 14	Steven Conley	1995
14	Henry Ford	1993
3. 13.5	Jamaal Anderson (95 yards)	2006
4. 13	Wayne Martin	1988
5. 11	Ray Lee Johnson	1992
6. 10	Jake Bequette (88 yards)	2011
7. 9.5	Chris Smith (65 yards)	2012
8. 8.5	Chris Smith (71 yards)	2013
8.5	Antwain Robinson (63 yards)	2006
10. 8	Deatrich Wise Jr. (43 yards)	2015
8	Henry Ford	1991

CAREER

1. 25.5	Wayne Martin	1985-88
2. 25	Henry Ford	1990-93
3. 23.5	Jake Bequette (165 yards)	2008-11
4. 21.5	Chris Smith (157 yards)	2010-13
5. 21	Steven Conley	1992-95
6. 19	Marcus Adair	1993-95
7. 18	Trey Flowers (178 yards)	2011-14
18	Scott Long	1989-92
9. 17.5	Jamaal Anderson (128 yards)	2004-06
10. 16.5	Deatrich Wise Jr. (122 yards)	2012-16

INTERCEPTIONS

GAME

1. 5	Wear Schoonover at Texas A&M	1929
2. 3	Hudson Clark vs. Ole Miss (18 yards)	2020
3	Michael Grant vs. Louisiana Monroe (0 yards)	2006
3	David Hogue vs. SMU (20 yards)	1970
3	Louis Campbell vs. Tennessee (12 yards)	1971
3	Billy Moore at SMU (4 yards)	1961
3	Kay Eakin vs. SMU (0 yards)	1937
7. 2	35 times (most recent: Joe Fouca at Mississippi State)	2018

SEASON

1. 10	Jim Rinehart (106 yards, 0 TD)	1949
2. 7	Louis Campbell (86 yards, 1 TD)	1971
7	Gary Adams (93 yards, 0 TD)	1966
4. 6	Orlando Watters (185 yards, 2 TD)	1993
6	Patrick Williams (57 yards, 1 TD)	1988
6	David Hogue (45 yards, 1 TD)	1970
6	Tommy Trantham (104 yards, 0 TD)	1967
6	George Walker (90 yards, 0 TD)	1954
9. 5	14 times (most recent: Montaric Brown, 0 yards, 0 TD)	2021

CAREER

1. 14	Steve Atwater (99 yards, 1 TD)	1985-88
2. 13	Gary Adams (113 yards, 0 TD)	1966-68
3. 12	Tramain Thomas (131 yards, 1 TD)	2008-11
12	Orlando Watters (250 yards, 3 TD)	1991-93
12	Louis Campbell (114 yards, 1 TD)	1970-72
12	Tommy Trantham (300 yards, 0 TD)	1965-67
7. 11	Anthony Cooney (53 yards, 1 TD)	1986-89
8. 10	Charles Washington (36 yards, 0 TD)	1983-86
10	George Walker (130 yards, 0 TD)	1954-57
10	Jim Rinehart (106 yards, 0 TD)	1949-51
10	Louis Schaefe (183 yards, 0 TD)	1948-50

INTERCEPTION RETURN YARDAGE

GAME

1. 129	Chris Houston at Mississippi State (2 int.)	2006
2. 100	Rohan Gaines vs. Ole Miss (1 int.)	2014
100	Jerrell Norton vs. North Texas (1 int.)	2007
4. 99	Orlando Watters at LSU (1 int.)	1993
5. 98	James Skillern vs. Hendrix (1 int.)	1915
6. 96	Wear Schoonover vs. Centenary (1 int.)	1929
7. 94	Jimmy Fryer at Texas A&M (1 int.)	1970
8. 93	Danny Walters at Houston (1 int.)	1982
9. 92	Floyd Hogan vs. Southern California (2 int.)	1974
92	Stu Berryhill vs. Wichita State (1 int.)	1966

SEASON

1. 185	Orlando Watters (6 int.)	1993
2. 174	Jerrell Norton (5 int.)	2007
3. 158	Tommy Trantham (4 int.)	1965
4. 129	Chris Houston (3 int.)	2006
5. 106	Jim Rinehart (10 int.)	1949
6. 104	Jerry Moore (5 int.)	1968
104	Tommy Trantham (6 int.)	1967
8. 100	Rohan Gaines (1 int.)	2014
9. 98	Danny Walters (4 int.)	1981
98	James Skillern (1 int.)	1915

CAREER

1. 300	Tommy Trantham (12 int.)	1965-67
2. 250	Orlando Watters (12 int.)	1991-93
3. 194	Henre' Toliver (8 int.)	2014-17
4. 191	Danny Walters (7 int.)	1981-82
5. 187	Kenoy Kennedy (5 int.)	1996-99
6. 174	Jerrell Norton (5 int.)	2006-09
7. 155	Greg Lasker (9 int.)	1982-85
8. 138	Brooks Ellis (4 int.)	2013-16
9. 131	Tramain Thomas (12 int.)	2008-11
10. 129	Chris Houston (3 int.)	2004-06



LONGEST PLAY TOUCHDOWNS

RUSHING

1.	99	Broderick Green vs. Eastern Michigan.....	2009
2.	92	Joe Adams vs. Auburn.....	2011
3.	90	Jonathan Williams vs. Nicholls.....	2014
	90	Billy Moore vs. Tulsa.....	1962
5.	89	Ben Cowins vs. Houston.....	1976
6.	88	T.J. Hammonds vs. Coastal Carolina.....	2017
7.	86	Rakeem Boyd vs. Western Kentucky.....	2019
	86	Ralph LaForge vs. Baylor.....	1932
9.	85	Felix Jones vs. Southeast Missouri State.....	2006
	85	Aubrey Fowler vs. SMU.....	1946

PASSING

1.	92	Matt Jones to Richard Smith vs. Tennessee.....	2002
2.	91	K.J. Jefferson to Treyton Burks vs. Georgia Southern.....	2021
3.	89	Ryan Mallett to Jarius Wright vs. Mississippi State.....	2010
4.	87	Nathan Dick to Lucas Miller vs. Mississippi State.....	2008
	87	Clint Stoerner to Anthony Lucas vs. SMU.....	1998
	87	Jimmy Williams to Derek Russell vs. TCU.....	1988
7.	85	K.J. Jefferson to Treyton Burks vs. Texas A&M.....	2021
	85	Ryan Mallett to Cobi Hamilton vs. LSU.....	2010
	85	Ryan Mallett to Joe Adams vs. Tennessee Tech.....	2010
10.	84	Gordon Long to Alton Baldwin vs. Tulsa.....	1946

PUNT RETURNS

1.	97	Joe Adams vs. Ole Miss.....	2010
2.	95	Ken Hatfield vs. Tulsa.....	1963
3.	90	Terry Stewart vs. Wichita State.....	1969
4.	87	Orlando Watters vs. South Carolina.....	1992
5.	81	Ken Hatfield vs. Texas.....	1964
6.	80	Nathan Parodi vs. UAPB.....	2021
	80	Gary Anderson vs. Tulane.....	1980

80	Ken Hatfield vs. Texas Tech.....	1963
8.	79 Gary Adams vs. Baylor.....	1968
9.	78 Ken Hatfield vs. Texas Tech.....	1964
10.	75 Michael James vs. Texas Tech.....	1991
75	Aubrey Fowler vs. North Texas.....	1947

KICKOFF RETURNS

1.	100	De'Vion Warren vs. Auburn.....	2017
	100	Felix Jones vs. Ole Miss.....	2006
	100	Felix Jones vs. Mississippi State.....	2005
	100	Madre Hill vs. LSU.....	1994
	100	Carl Miller vs. Baylor.....	1983
	100	Jim Mooty vs. Hardin-Simmons.....	1958
	100	Billy Kyser vs. Hardin-Simmons.....	1958
	100	Boyd Cypert vs. Missouri School of Mines.....	1911
	100	Boyd Cypert vs. Drury.....	1911
10.	99	Oscar Malone vs. Memphis.....	1992

INTERCEPTION RETURNS

1.	100	Rohan Gaines vs. Ole Miss.....	2014
	100	Jerrell Norton vs. North Texas.....	2007
3.	99	Orlando Watters vs. LSU.....	1993
4.	98	James Skillern vs. Hendrix.....	1915
5.	96	Wear Schoonover vs. Centenary.....	1929
6.	94	Jimmy Fryer vs. Texas A&M.....	1970
7.	93	Danny Walters vs. Houston.....	1982
8.	92	Stu Berryhill vs. Wichita State.....	1966
9.	91	Herman Bagby vs. Oklahoma State.....	1923
10.	88	Jermaine Petty vs. Auburn.....	2001

BLOCKED FG RETURNS

1.	76	Pierre Brown vs. Mississippi State.....	2004
----	----	---	------



JOE ADAMS scored a touchdown on one of Arkansas' 10 longest pass, rush and punt return plays. His 97-yard punt return touchdown against Ole Miss in 2010 is the longest punt return in Razorback history.



INDIVIDUAL YEARLY LEADERS

RUSHING

YEAR	PLAYER	ATT	YDS	AVG	TD
2021	KJ Jefferson, So.	146	664	4.5	6
2020	Trelon Smith, Jr.	134	710	5.3	5
2019	Rakeem Boyd, Jr.	184	1,133	6.2	8
2018	Rakeem Boyd, So.	123	734	6.0	2
2017	David Williams, Sr.	117	656	5.6	8
2016	Rawleigh Williams III, So.	245	1,360	5.6	12
2015	Alex Collins, Jr.	271	1,577	5.6	20
2014	Jonathan Williams, Jr.	211	1,190	5.6	12
2013	Alex Collins, Fr.	190	1,026	5.4	4
2012	Dennis Johnson, Sr.	137	757	5.5	8
2011	Dennis Johnson, Jr.	106	670	6.3	3
2010	Knile Davis, So.	204	1,322	6.5	13
2009	Broderick Green, So.	104	442	4.2	11
2008	Michael Smith, Jr.	207	1,072	5.2	8
2007	Darren McFadden, Jr.	325	1,830	5.6	16
2006	Darren McFadden, So.	284	1,647	5.8	14
2005	Darren McFadden, Fr.	176	1,113	6.3	11
2004	Matt Jones, Sr.	83	622	7.5	6
2003	Cedric Cobbs, Sr.	227	1,320	5.8	10
2002	Fred Talley, Sr.	197	1,119	5.7	2
2001	Fred Talley, Jr.	164	774	4.7	4
2000	Fred Talley, So.	137	768	5.6	5
1999	Cedric Cobbs, Fr.	116	668	5.8	3
1998	Chrys Chukwuma, Jr.	149	870	5.8	8
1997	Rod Stinson, Fr.	111	413	3.7	2
1996	Oscar Malone, Sr.	197	814	4.1	4
1995	Madre Hill, So.	307	1,387	4.5	15
1994	Oscar Malone, Jr.	99	597	6.0	3
1993	Oscar Malone, So.	89	555	6.2	5
1992	E.D. Jackson, Sr.	118	466	4.0	2
1991	E.D. Jackson, Jr.	143	641	4.5	1
1990	E.D. Jackson, So.	155	596	3.8	3
1989	James Rouse, Sr.	163	895	5.3	7
1988	Barry Foster, So.	132	660	5.0	8
1987	James Rouse, Jr.	182	1,004	5.5	17
1986	Greg Thomas, Jr.	141	461	3.3	8
1985	James Rouse, Jr.	99	550	5.6	8
1984	Marshall Foreman, So.	183	804	4.4	7
1983	Derek Thomas, Fr.	117	432	3.7	4
1982	Daryl Bowles, Sr.	155	619	4.0	2
1981	Gary Anderson, Jr.	121	616	5.1	1
1980	James Tolbert, Jr.	140	571	4.1	3
1979	Roland Sales, Sr.	138	625	4.6	3
1978	Ben Cowins, Sr.	188	1,006	5.4	6
1977	Ben Cowins, Jr.	220	1,192	5.4	14
1976	Ben Cowins, So.	183	1,162	6.3	7
1975	Ike Forte, Sr.	174	983	5.6	10
1974	Ike Forte, Jr.	187	974	5.3	9
1973	Dickey Morton, Sr.	226	1,298	5.7	5
1972	Dickey Morton, Jr.	242	1,188	4.9	6
1971	Dickey Morton, So.	127	831	6.5	5
1970	Bill Burnett, Jr.	110	445	4.1	12
1969	Bill Burnett, Jr.	209	900	4.3	19
1968	Bill Burnett, So.	207	859	4.1	15
1967	Russell Cody, So.	95	383	4.0	1
1966	David Dickey, So.	115	447	3.9	8
1965	Bobby Burnett, Sr.	232	947	4.1	16
1964	Jack Brasuell, Jr.	173	542	3.1	3
1963	Jim Lindsey, So.	130	444	3.4	2
1962	Billy Moore, Sr.	131	585	4.5	14
1961	Lance Alworth, Sr.	110	516	4.7	5
1960	Lance Alworth, Jr.	106	375	3.5	3
1959	Jim Mooty, Jr.	93	519	5.6	5
1958	Jim Mooty, Jr.	71	395	5.6	4
1957	Gerald Nesbitt, Jr.	145	624	4.3	7
1956	Gerald Nesbitt, So.	129	663	5.1	7
1955	Henry Moore, Sr.	134	701	5.2	3
1954	Henry Moore, Jr.	153	670	4.4	8
1953	Lamar McHan, Sr.	143	409	2.9	4
1952	Buddy Sutton, Sr.	100	448	4.5	3
1951	Lamar McHan, So.	127	433	3.4	4
1950	Buddy Rogers, Sr.	118	476	4.0	3
1949	Geno Mazzanti, Sr.	123	757	6.2	3
1948	Clyde Scott	95	670	7.1	6
1947	Clyde Scott	152	659	4.3	6
1946	Ken Holland	112	397	3.5	2
1945	John Hoffman	139	587	4.3	3

PASSING

YEAR	PLAYER	COMP	ATT	PCT	TD	INT	YDS
2021	KJ Jefferson, So.	198	294	67.3	21	4	2,676
2020	Felipe Franks, Sr.	163	238	68.5	17	4	2,107
2019	Nick Starkel, Jr.	96	179	53.6	7	10	1,152
2018	Ty Storey, Jr.	143	250	57.2	11	10	1,584
2017	Austin Allen, Sr.	105	187	56.1	10	5	1,427
2016	Austin Allen, Jr.	245	401	61.1	25	15	3,430

2015	Brandon Allen, Sr.	244	370	659	30	8	3,440
2014	Brandon Allen, Jr.	190	339	560	20	5	2,285
2013	Brandon Allen, So.	128	258	496	13	10	1,552
2012	Tyler Wilson, Sr.	249	401	621	21	13	3,387
2011	Tyler Wilson, Jr.	277	438	632	24	6	3,638
2010	Ryan Mallett, Jr.	266	411	647	32	12	3,869
2009	Ryan Mallett, So.	225	403	558	30	7	3,624
2008	Casey Dick, Sr.	205	357	574	13	14	2,586
2007	Casey Dick, Jr.	150	262	573	18	10	1,695
2006	Casey Dick, So.	65	132	492	9	6	991
2005	Robert Johnson, So.	89	158	563	5	6	876
2004	Matt Jones, Sr.	151	264	572	15	12	2,073
2003	Matt Jones, Jr.	132	230	574	18	8	1,917
2002	Matt Jones, So.	122	234	521	16	8	1,592
2001	Zak Clark, So.	88	179	492	6	4	1,000
2000	Robby Hampton, So.	145	261	556	3	8	1,548
1999	Clint Stoerner, Sr.	177	317	558	19	10	2,293
1998	Clint Stoerner, Jr.	167	312	535	26	8	2,629
1997	Clint Stoerner, Jr.	173	357	485	12	13	2,347
1996	Pete Burks, So.	115	224	513	6	9	1,390
1995	Barry Lunney Jr., Sr.	180	292	616	12	10	2,181
1994	Barry Lunney Jr., Jr.	101	183	552	11	6	1,345
1993	Barry Lunney Jr., So.	104	202	515	6	7	1,241
1992	Barry Lunney Jr., Fr.	91	189	482	4	5	1,015
1991	Jason Allen, Fr.	48	102	471	6	6	603
1990	Quinn Grovey, Sr.	120	235	511	18	10	1,886
1989	Quinn Grovey, Jr.	72	132	550	5	9	1,149
1988	Quinn Grovey, So.	62	98	633	4	3	966
1987	Quinn Grovey, Fr.	38	62	613	2	4	495
1986	Greg Thomas, Jr.	67	109	615	6	1	1,032
1985	Mark Calcagni, Sr.	27	47	574	3	2	561
1984	Brad Taylor, Sr.	82	147	558	7	11	1,166
1983	Brad Taylor, Jr.	139	257	541	9	8	1,837
1982	Brad Taylor, So.	59	141	418	6	9	1,073
1981	Brad Taylor, Fr.	53	99	535	1	4	726
1980	Tom Jones, So.	93	166	560	6	8	1,161
1979	Kevin Scanlon, Sr.	92	139	662	9	6	1,212
1978	Ron Calcagni, Sr.	62	103	602	4	5	807
1977	Ron Calcagni, Jr.	73	137	533	10	7	1,147
1976	Ron Calcagni, So.	17	57	300	2	4	366
1975	Scott Bull, Sr.	33	71	465	3	6	570
1974	Scott Bull, Jr.	14	32	438	3	1	238
1973	Mike Kirkland, So.	75	151	497	3	13	990
1972	Joe Ferguson, Sr.	119	254	469	9	15	1,484
1971	Joe Ferguson, Jr.	160	271	590	11	12	2,203
1970	Bill Montgomery, Sr.	110	195	564	10	9	1,662
1969	Bill Montgomery, Jr.	93	173	538	9	7	1,333
1968	Bill Montgomery, So.	134	234	573	10	8	1,595
1967	Ronny South, Sr.	84	142	592	11	8	1,159
1966	Jon Brittenum, Sr.	76	143	531	7	7	1,103
1965	Jon Brittenum, Jr.	75	149	503	8	7	1,103
1964	Fred Marshall, Sr.	50	94	532	4	8	656
1963	Bill Gray, Jr.	34	79	430	4	5	483
1962	Billy Moore, Sr.	51	91	560	5	2	673
1961	George McKinney, Sr.	32	68	471	6	5	426
1960	George McKinney, Jr.	39	90	433	9	6	728
1959	James Monroe, Sr.	19	30	633	3	3	202
1958	James Monroe, Jr.	41	96	427	3	8	512
1957	George Walker, Sr.	35	63	556	4	4	587
1956	Don Christian, So.	18	53	340	2	0	260
1955	George Walker, Jr.	22	47	468	2	3	347
1954	George Walker, So.	45	85	529	4	9	603
1953	Lamar McHan, Sr.	78	150	520	8	11	1,107
1952	Lamar McHan, Jr.	55	136	404	5	17	743
1951	Lamar McHan, So.	53	135	393	6	14	724
1950	Jim Rinehart, Jr.	59	139	424	3	15	756
1949	Don Logue, So.	31	79	392	6	8	374
1948	Gordon Long	32	56	571	4	4	449
1947	Ken Holland	25	46	543	5	-	360
1946	Aubrey Fowler	18	40	450	-	-	320
1945	Bud Canada	24	69	348	2	3	272
1939	Kay Eakin	78	193	404	5	18	962
1938	Kay Eakin	34	111	306	3	4	467
1937	Jack Robbins	49	130	377	8	18	554
1936	Jack Robbins	49	107	458	4	7	583
1935	Jack Robbins	95	152	625	7	7	1,219

RECEIVING

YEAR	PLAYER	REC	YDS	TD
2021	Treyton Burks, Jr.	66	1,104	11
2020	Treyton Burks, So.	51	820	7
2019	Mike Woods, So.	33	423	4
	Cheyenne O'Grady, Sr.	33	372	3
2018	La'Michael Pettway, Jr.	30	499	4
	Cheyenne O'Grady, Jr.	30	400	6
2017	Jonathan Nance, Jr.	37	539	5
2016	Drew Morgan, Jr.	65	739	3
2015	Drew Morgan, Jr.	63	843	10

2014	Keon Hatcher, Jr.	43	558	6
2013	Javontee Herndon	31	437	4
2012	Cobi Hamilton, Sr.	90	1,335	5
2011	Jarius Wright, Sr.	66	1,117	12
2010	D.J. Williams, Sr.	54	627	4
	Joe Adams, Jr.	50	813	6
2009	Greg Childs, So.	48	894	7
2008	D.J. Williams, So.	61	723	3
2007	Peyton Hillis, Sr.	49	537	5
2006	Marcus Monk, Jr.	50	962	11
2005	Peyton Hillis, So.	38	402	4
	Marcus Monk, So.	35	476	7
2004	Steven Harris, Sr.	37	617	4
	Marcus Monk, Fr.	37	569	6
2003	George Wilson, Jr.	50	900	6
2002	George Wilson, So.	49	626	7
2001	George Wilson, Fr.	40	568	3
2000	Boo Williams, Sr.	52	739	7
1999	Anthony Lucas, Sr.	37	822	5
1998	Michael Williams, Jr.	44	560	5
	Anthony Lucas, Jr.	43	1,004	10
1997	Anthony Eubanks, Sr.	51	870	5
1996	Anthony Eubanks, Jr.	51	809	5
1995	Anthony Eubanks, So.	43	596	4
1994	J.J. Meadors, Jr.	43	613	5
1993	J.J. Meadors, So.	28	429	3
1992	Kirk Botkin, Jr.	33	257	0
	Ron Dickerson, Sr.	32	437	4
1991	Ron Dickerson, Jr.	25	372	3
1990	Derek Russell, Fr.	43	897	8
1989	Tim Horton, Sr.	23	454	0
1988	Tim Horton, Jr.	16	319	1
	Derek Russell, Fr.	15	396	1
1987	Derek Russell, Fr.	16	297	3
1986	James Shibest, Jr.	22	473	0
1985	James Shibest, Jr.	20	446	2
1984	James Shibest, So.	51	907	7
1983	Mark Mistler, Sr.	33	401	2
1982	Gary Anderson, Sr.	26	486	4
	Derek Holloway, Sr.	21	529	2
1981	Gary Anderson, Jr.	26	263	3
	Darryl Mason, Sr.	23	285	3
1980	Gary Anderson, So.	23	153	0
	Bobby Duckworth, Sr.	20	461	2
1979	Gary Stiggers, Jr.	23	221	1
	Robert Farrell, Sr.	21	401	1
1978	Robert Farrell, Jr.	13	229	4
	Jerry Eckwood, Sr.	13	99	0
1977	Donny Bobo, So.	22	454	5
1976	Charles Clay, So.	7	174	1
1975	Freddie Douglas, Sr.	13	232	0
1974	Freddie Douglas, Jr.	15	332	3
1973	Jack Ettinger, Sr.	28	411	1
1972	Mike Reppond, Sr.	36	475	4
1971	Mike Reppond, Jr.	56	986	3
1970	Chuck Dicus, Sr.	38	577	4
1969	Chuck Dicus, Jr.	42	688	4
1968	Max Peacock, Sr.	39	497	2
	Chuck Dicus, So.	38	589	8
1967	Max Peacock, Sr.	30	468	5
1966	Tommy Burnett, Sr.	29	401	2
1965	Bobby Crockett, Sr.	30	487	3
1964	Jim Lindsey, Jr.	24	331	2
1963	Jerry Lamb, Jr.	16	240	2
1962	Jerry Lamb, So.	23	378	4
1961	Lance Alworth, Sr.	18	320	3
1960	Jimmy Collier, Jr.	17	356	3
1959	Steve Butler, Jr.	9	107	2
1958	Charlie Barnes, So.	15	175	2
1957	Billy Kyser, So.	10	179	1
1956	Ronnie Underwood, Jr.	7	154	2
1955	Preston Carpenter, Sr.	11	155	0
1954	Preston Carpenter, Jr.	21	234	2
1953	Floyd Sagely, Sr.	30	542	3
1952	Lewis Carpenter	19	335	2
1951	Pat Summerall, Sr.	24	358	3
1950	Bill Jurney, Jr.	22	335	3
1949	Pat Summerall, So.	17	298	3
1948	Ross Pritchard	17	311	5
1947	Ross Pritchard	15	266	4
1946	Clyde Scott	11	183	0
	Alton Baldwin	10	213	2
1945	John Hoffman	11	196	0
1937	Jim Benton	48	814	7
1936	Jim Benton	35	489	5
1929	Wear Schoonover	33	342	0



INDIVIDUAL YEARLY LEADERS

SCORING

YEAR	PLAYER	TD	PAT	FG	PTS
2021	Cam Little, Fr.	0	46	20	106
2020	A.J. Reed, Sr.	0	27	7	48
2019	Connor Limpert, Sr.	0	29	14	71
2018	Connor Limpert, Jr.	0	29	19	86
2017	David Williams, Sr.	10	0	0	60
2016	Rawleigh Williams III, So.	13	0	0	78
2015	Alex Collins, Jr.	20	0	0	120
2014	Jonathan Williams, Jr.	14	0	0	84
2013	Zach Hocker, Sr.	0	28	13	67
2012	Zach Hocker, Jr.	0	32	11	65
2011	Zach Hocker, So.	0	55	21	118
2010	Zach Hocker, Fr.	0	56	16	104
2009	Alex Tejada, Jr.	0	58	16	106
2008	Michael Smith, Jr.	10	0	0	60
2007	Alex Tejada, Fr.	0	58	17	109
2006	Darren McFadden, So.	16	1	0	98
2005	Chris Balseiro, Sr.	0	31	13	70
2004	Chris Balseiro, Jr.	0	40	4	52
2003	Chris Balseiro, So.	0	40	11	73
2002	David Carlton, Jr.	0	28	12	64
2001	Brennan O'Donohoe, So.	0	29	12	65
2000	Boo Williams, Jr.	7	1	0	44
1999	Tony Dodson, Sr.	0	31	12	67
1998	Todd Latourette, Sr.	0	41	17	92
1997	Todd Latourette, Jr.	0	20	7	41
1996	Todd Latourette, So.	0	18	9	45
1995	Madre Hill, So.	16	0	0	96
1994	Lance Ellison, Sr.	0	24	6	42
1993	Oscar Malone, So.	5	0	0	30
1992	Todd Wright, Jr.	0	11	17	62
1991	Todd Wright, Jr.	0	14	12	50
1990	Todd Wright, So.	0	24	11	57
1989	Todd Wright, Fr.	0	38	20	98
1988	Kendall Trainor, Sr.	0	30	24	102
1987	James Rouse, Jr.	17	0	0	102
1986	Kendall Trainor, So.	0	39	10	69
1985	James Rouse, Fr.	9	1	0	56
1984	Greg Horne, So.	0	14	10	44
1983	Greg Horne, Fr.	0	16	14	58
1982	Gary Anderson, Sr.	9	0	0	54
1981	Bruce Lahay, Sr.	0	31	19	88
1980	Ish Ordonez, Sr.	0	23	13	62
1979	Ish Ordonez, Jr.	0	26	18	80
1978	Ish Ordonez, So.	0	39	13	78
1977	Steve Little, Sr.	0	37	19	94
1976	Steve Little, Jr.	0	23	11	56
1975	Steve Little, So.	0	32	11	65

1974	Steve Little, Fr.	0	29	12	65
1973	Mike Kirkland, So.	3	5	3	34
1972	Mike Kirkland, Fr.	0	26	8	50
1971	Bill McClard, Sr.	0	35	12	71
1970	Bill McClard, Jr.	0	50	10	80
1969	Bill Burnett, Jr.	20	0	0	120
1968	Bill Burnett, So.	16	0	0	96
1967	David Dickey, Jr.	16	0	0	96
1966	David Dickey, So.	8	0	0	48
1965	Bobby Burnett, Sr.	16	0	0	96
1964	Tom McNelly, Sr.	0	29	6	47
1963	Bill Gray, Jr.	5	0	0	30
1962	Billy Moore, Sr.	14	0	0	84
1961	Mickey Cissell, Jr.	1	21	2	33
1960	Mickey Cissell, So.	0	21	2	27
1959	Jim Moaty, Sr.	5	0	0	30
1958	Donnie Stone, Sr.	5	0	0	30
1957	Gerald Nesbitt, Jr.	7	9	0	51
1956	Gerald Nesbitt, Sr.	7	7	0	49
1955	George Walker, Jr.	4	14	1	41
1954	George Walker, Sr.	7	6	0	48
1953	Lamar McHan, Sr.	4	8	0	32
1952	Lamar McHan, Jr.	4	0	0	24
1951	Buddy Sutton, Jr.	6	0	0	36
1950	Bill Jurney, Jr.	4	0	0	24
1949	Don Logue, So.	6	0	0	36
1948	Leon Campbell	9	0	0	54
1947	Clyde Scott	6	0	0	36
1946	Aubrey Fowler	3	11	0	29
1945	Alton Baldwin	5	0	0	30
1944	Alton Baldwin	5	0	0	30
1943	Alton Baldwin	5	0	0	30
1942	Bob Forte	3	0	0	18
1941	Frank Delmonago	1	13	1	22
1940	Howard Hickey	3	2	0	20
1939	O'Neil Adams	4	0	0	24
1938	Neil Martin	3	0	0	18
1937	Jim Benton	6	0	0	30
1936	Ralph Rawlings	6	0	0	30
1935	Jim Benton	6	0	0	30
1934	Allan Keen	6	0	0	30
1933	Elvin Geiser	2	5	1	20
1932	Ralph LaForge	9	3	0	57
1931	Joe Biddle	4	1	0	25
1930	Homer Ledbetter	8	0	0	48
1929	Homer Ledbetter	4	0	0	24
1928	Richard Miller	13	0	0	78
1927	Garland Beavers	13	0	0	78

1927	George Cole	11	16	1	85
1926	George Cole	9	15	1	72
1925	George Cole	3	4	7	43
1917	Gene Davidson	12	5	0	77
1916	Gene Davidson	12	13	0	85
1915	Gene Davidson	3	2	0	20

PUNT RETURNS

YEAR	PLAYER	NO	YDS	AVG	TD
2021	Nathan Parodi, Jr.	18	205	11.4	1
2020	Nathan Parodi, So.	3	14	4.7	0
2019	Treyton Burks, Fr.	12	130	10.8	0
2018	Deon Stewart, Jr.	9	91	10.1	0
2017	Henre Toliver, Sr.	4	51	12.8	0
2016	Jared Cornelius, Jr.	12	85	7.1	0
2015	Jared Cornelius, So.	7	93	13.3	0
2014	DJ Dean, Jr.	7	93	13.3	0
2013	DJ Dean, So.	11	121	11.0	0
2012	Javontee Herndon, Sr.	9	67	7.4	0
2011	Nate Holmes, Fr.	11	70	6.4	0
2010	Joe Adams, Sr.	19	321	16.9	4
2009	Jerrell Norton, Jr.	16	249	15.6	1
2008	Jerrell Norton, So.	9	77	8.6	0
2007	Jarius Wright, Fr.	6	15	2.5	0
2006	Reggie Fish, So.	18	142	7.9	0
2005	Peyton Hillis, So.	16	98	6.1	0
2004	DeCori Birmingham, Sr.	16	165	10.3	0
2003	DeCori Birmingham, So.	17	115	6.8	0
2002	Marvin Jackson, Jr.	26	329	12.7	1
2001	DeCori Birmingham, So.	28	342	12.2	0
2000	Marvin Jackson, Jr.	27	265	9.8	1
1999	Steadman Campbell, So.	16	103	6.4	0
1998	Rossi Morreale, Jr.	14	79	5.6	0
1997	Rossi Morreale, So.	18	130	7.2	0
1996	Jeromy Flowers, So.	25	157	6.3	0
1995	Anthony Eubanks, Jr.	21	101	4.8	0
1994	J.J. Meadors, Sr.	11	52	4.7	0
1993	Carl Kidd, Sr.	22	165	7.5	0
1992	Orlando Watters, Sr.	28	157	5.6	0
1991	Orlando Watters, Jr.	36	290	8.1	2
1990	Michael James, Jr.	19	272	14.3	1
1989	Michael James, Jr.	8	13	1.6	0
1988	Dean Peevy, Jr.	5	48	9.6	0
1987	Tim Horton, Sr.	20	124	6.2	0
1986	Tim Horton, Jr.	26	258	9.9	0
1985	Tim Horton, So.	25	224	9.0	0
1984	James Shibest, Jr.	20	211	10.6	0
1983	Bobby Joe Edmonds, Sr.	40	466	11.7	0
1982	Bobby Joe Edmonds, Jr.	25	294	11.8	0
1981	Bobby Joe Edmonds, So.	23	177	7.7	0
1980	Gary Anderson, Sr.	29	222	7.7	0
1979	Gary Anderson, Jr.	29	252	8.7	0
1978	Gary Anderson, So.	23	244	10.6	0
1977	Gary Anderson, Fr.	34	286	8.4	1
1976	Vaughn Lusby, Sr.	21	170	8.1	0
1975	Vaughn Lusby, Jr.	36	294	8.2	0
1974	Vaughn Lusby, So.	29	161	5.6	0
1973	Jerry Eckwood, So.	15	105	7.0	0
1972	Floyd Hogan, Sr.	27	128	4.7	0
1971	Teddy Barnes, So.	11	46	4.2	0
1970	Floyd Hogan, Jr.	8	64	8.0	0
1969	John Mosely, Sr.	19	182	9.6	0
1968	Jack Morris, Sr.	24	216	9.0	0
1967	Jerry Moore, Sr.	15	191	12.8	0
1966	Terry Stewart, Jr.	19	134	7.1	0
1965	Gary Adams, Sr.	28	215	10.2	2
1964	Gary Adams, Jr.	28	290	10.4	0
1963	Martine Bercher, Sr.	24	375	15.6	0
1962	Jack Brasuell, Sr.	21	285	13.6	0
1961	Ken Hatfield, Sr.	31	518	16.7	0
1960	Ken Hatfield, Jr.	21	350	16.7	0
1959	Ken Hatfield, So.	20	285	14.3	1
1958	Lance Alworth, Sr.	28	336	12.0	0
1957	Lance Alworth, Jr.	18	307	17.1	0
1956	Lance Alworth, So.	5	47	9.4	0
1955	Jim Moaty, Jr.	9	77	8.5	0
1954	Freddie Akers, Jr.	8	91	11.4	0
1953	Donnie Stone, Jr.	7	80	11.4	0
1952	George Walker, Sr.	7	100	14.3	0
1951	Rogers Overby, Sr.	11	121	11.0	0
1950	Don Horton, So.	7	173	24.7	0
1949	George Walker, So.	8	142	17.3	1
1948	Lamar McHan, Sr.	21	233	11.1	0
1947	Johnny Cole, Sr.	8	68	8.5	0
1946	Johnny Cole, Jr.	15	233	15.5	0
1945	Johnny Cole, So.	16	293	18.3	1
1944	Jim Rinehart, So.	21	230	10.9	0
1943	Ross Pritchard	10	203	20.3	0



ALEX COLLINS' program record 20 rushing touchdowns in 2015 also tied Bill Burnett's scoring record of 120 points set in 1969.



INDIVIDUAL YEARLY LEADERS

1947	Aubrey Fowler	23	395	17.1	-
1946	Aubrey Fowler	22	247	11.2	-
1945	Bud Canada	21	264	12.5	-

KICKOFF RETURNS

YEAR	PLAYER	NO	YDS	AVG	TD
2021	AJ Green, Fr.	9	147	16.3	0
2020	De'Vion Warren, Sr.	6	120	20.0	0
2019	De'Vion Warren, Jr.	16	326	20.4	0
2018	De'Vion Warren, Sr.	14	399	28.5	0
2017	De'Vion Warren, Fr.	29	765	26.4	1
2016	Deon Stewart, R-Fr.	21	419	20.0	0
2015	Eric Hawkins, Sr.	10	223	22.3	0
2014	Korliss Marshall, So.	9	271	30.1	1
2013	Korliss Marshall, Fr.	19	422	22.2	0
2012	Dennis Johnson, Sr.	17	309	18.2	0
2011	Dennis Johnson, Jr.	18	461	25.6	1
2010	Lance Ray, Fr.	23	518	22.5	0
2009	Dennis Johnson, So.	40	1,031	25.8	1
2008	Dennis Johnson, Fr.	41	905	22.1	1
2007	Felix Jones, Jr.	22	652	29.6	2
2006	Felix Jones, So.	23	554	24.1	1
2005	Felix Jones, Fr.	17	543	31.9	1
2004	Cedric Washington, So.	11	204	18.5	0
	De'Cori Birmingham, Sr.	10	217	21.7	0
2003	Cedric Washington, Fr.	25	497	19.9	0
2002	De'Cori Birmingham, So.	28	638	22.8	0
2001	Lawrence Richardson, Fr.	18	416	23.1	1
2000	Steven Harris, Fr.	20	420	21.0	0
1999	Cedric Cobbs, Fr.	12	328	27.3	1
1998	Hubert Loudermilk, Jr.	8	155	19.4	0
	Rod Stinson, So.	7	156	22.3	0
1997	Mark Henderson, Fr.	15	284	18.9	0
1996	Ontraia Moss, Fr.	14	296	21.1	0
1995	Cory Nichols, Fr.	19	399	21.0	0
1994	Madre Hill, Fr.	7	223	31.9	1
1993	Orlando Watters, Sr.	18	392	21.8	0
1992	Ron Dickerson, Sr.	20	497	24.9	0
1991	Freddie Bradley, Jr.	16	388	24.3	0
1990	Tracy Caldwell, Fr.	17	317	18.6	0
1989	Barry Foster, Jr.	20	445	22.3	0
1988	Barry Foster, So.	23	445	19.3	0
1987	James Rouse, Jr.	12	244	20.3	0
1986	Marshall Foreman, Sr.	11	270	24.5	0
	Donnie Centers, Jr.	11	279	25.4	0
1985	Carl Miller, Sr.	14	326	23.3	0
1984	Carl Miller, Jr.	18	390	21.7	0
1983	Carl Miller, So.	11	300	27.3	1
1982	Derek Holloway, Sr.	12	262	21.8	0
1981	Derek Holloway, Jr.	20	419	21.0	0
1980	Derek Holloway, So.	17	407	23.9	1
1979	Gary Anderson, Fr.	16	343	21.4	0
1978	Thomas Brown, Fr.	15	354	23.6	1
1977	Gary Stiggers, Fr.	7	109	15.6	0
1976	Barnabus White, Jr.	13	256	19.7	0
1975	Teddy Barnes, Sr.	10	218	21.8	0
1974	Barnabus White, So.	7	119	17.0	0
1973	Dickey Morton, Sr.	12	278	23.2	0
1972	Jon Richardson, Sr.	22	501	22.8	0
1971	Dickey Morton, So.	9	269	29.9	1
1970	Jon Richardson, So.	11	151	22.1	0
1969	Bill Burnett, Jr.	6	134	22.3	0
1968	Bill Burnett, So.	12	206	17.2	-
1967	David Dickey, Jr.	13	294	22.6	-
1966	David Dickey, So.	7	164	23.4	-
1965	Jack Brasuell, Sr.	6	93	15.5	-
1964	Ken Hatfield, Sr.	12	253	21.1	-
1963	Jack Brasuell, So.	13	329	25.3	0
1962	Ken Hatfield, So.	7	198	28.3	-
	George Rae Walker, So.	7	200	28.6	-
1961	Lance Alworth, Sr.	13	300	23.1	0
1960	Lance Alworth, Jr.	14	428	30.6	-
1959	Jim Mooty, Sr.	8	147	18.4	-
1958	Jim Mooty, Jr.	9	210	23.3	-
1957	Donnie Stone, Jr.	8	166	20.7	-
1956	Donnie Stone, So.	11	239	21.7	-
1955	Ronnie Underwood, Jr.	3	121	40.3	-
	Don Christian, So.	3	83	27.7	-
	George Walker, Jr.	3	65	21.7	-
	Don Horton, So.	3	54	18.0	-
	Joe Thomason, Sr.	3	48	16.0	-
1954	Buddy Benson, So.	6	110	18.3	-
	George Walker, So.	6	154	25.7	-
1953	Preston Carpenter, So.	5	107	21.4	-
1952	Lewis Carpenter, Sr.	11	159	14.4	-
	Jack Troxell, Jr.	7	212	30.3	-
1951	Larry Hogue, Jr.	8	144	18.0	-
1950	Buddy Rogers, Sr.	9	146	16.2	-

1949	Joe Dugan, So.	6	138	23.0	-
	Joe Baldrige, So.	6	152	25.3	-
1948	Clyde Scott	8	195	24.4	-
1947	Clyde Scott	8	196	24.5	-
1946	Clyde Scott	6	140	23.3	-

PUNTING

YEAR	PLAYER	NO	YDS	AVG
2021	Reid Bauer, Jr.	58	2,510	43.3
2020	Reid Bauer, So.	39	1,698	43.5
2019	Sam Loy, Jr.	56	2,210	39.5
2018	Reid Bauer, Fr.	56	2,176	38.9
2017	Blake Johnson, So.	59	2,277	38.6
2016	Toby Baker, Sr.	57	2,532	44.4
2015	Toby Baker, Jr.	43	1,712	41.2
2014	Sam Irwin-Hill, Sr.	58	2,327	40.1
2013	Sam Irwin-Hill, Jr.	46	2,038	44.3
2012	Dylan Breeding, Sr.	53	2,416	45.6
2011	Dylan Breeding, Jr.	53	2,400	45.3
2010	Dylan Breeding, So.	52	2,212	42.5
2009	Dylan Breeding, Fr.	61	2,359	38.7
2008	Jeremy Davis, Sr.	57	2,460	43.2
2007	Jeremy Davis, Jr.	60	2,403	40.0
2006	Jacob Skinner, Sr.	61	2,327	38.1
2005	Jacob Skinner, Jr.	50	2,091	41.8
2004	Jacob Skinner, So.	29	1,062	36.6
	Jeremy Davis, Fr.	25	979	39.2
2003	Jacob Skinner, Fr.	52	2,074	39.9
2002	Richie Butler, Sr.	69	2,715	39.3
2001	Richie Butler, Jr.	67	2,848	42.5
2000	Richie Butler, So.	65	2,784	42.8
1999	Richie Butler, Fr.	30	1,199	40.0
1998	Chris Akin, Jr.	48	1,883	39.2
1997	Matt Wait, Sr.	70	2,935	41.9
1996	Matt Wait, Jr.	69	2,777	40.3
1995	Matt Wait, So.	59	2,275	38.6
1994	Matt Wait, Fr.	54	2,190	40.6
1993	Doyle Preston, So.	56	2,109	37.7
1992	Pete Raether, Jr.	68	2,938	43.2
1991	Pete Raether, So.	65	2,836	43.6
1990	Pete Raether, Fr.	24	969	40.4
1989	Allen Meacham, Sr.	37	1,398	37.8
1988	Allen Meacham, Jr.	53	2,203	41.6
1987	Kendall Trainor, Jr.	58	2,285	39.4
1986	Greg Horne, Sr.	49	2,313	47.2
1985	Greg Horne, Jr.	54	2,301	42.6
1984	Greg Horne, So.	51	2,234	43.8
1983	Brad Taylor, Jr.	38	1,639	43.1
	Greg Horne, Fr.	26	1,152	44.3
1982	Brad Taylor, So.	60	2,451	40.9
1981	Bruce Lahay, Sr.	63	2,436	38.7
1980	Steve Cox, Sr.	47	2,186	46.5
1979	Steve Cox, Jr.	42	1,840	43.8
1978	Bruce Lahay, So.	54	2,185	40.5
1977	Steve Little, Sr.	48	2,127	44.3
	Steve Little, Jr.	63	2,797	44.4
1976	Tommy Cheyne, Sr.	37	1,590	43.0
1975	Mike Kirkland, Jr.	45	1,812	40.3
1974	Tommy Cheyne, So.	63	2,312	36.7
1973	Drew Toole, Jr.	49	1,838	37.5
1972	Drew Toole, So.	45	1,573	34.9
1971	Ken Curry, Sr.	34	1,255	36.9
1970	Cary Stockdell, Sr.	52	1,949	37.5
1969	Cary Stockdell, Jr.	55	2,195	39.9
1968	Paul Conner, Sr.	63	2,249	35.7
1967	Paul Conner, Jr.	52	2,076	40.0
1966	Bobby Nix, Sr.	53	2,158	40.7
1965	Bobby Nix, Jr.	50	1,823	36.5
1964	Tommy Moore, Sr.	51	1,810	35.5
1963	Tommy Moore, Jr.	38	1,467	38.6
1962	Tommy Moore, So.	17	634	37.3
1961	Lance Alworth, Jr.	32	1,132	35.3
1960	Lance Alworth, Sr.	48	1,602	33.4
1959	Lance Alworth, So.	37	1,313	35.5
1958	Mike Cooney, Sr.	39	1,515	38.8
1957	Gerald Nesbitt, Sr.	32	1,343	41.9
1956	Gerald Nesbitt, Jr.	12	484	40.3
	Don Christian, Jr.	25	975	39.0
1955	Gerald Nesbitt, So.	13	609	46.8
	George Walker, Jr.	47	1,719	37.9
1954	George Walker, So.	49	1,953	39.9
1953	Lamar McHan, Sr.	46	1,851	40.2
1952	Bob St. Pierre	22	844	38.4
	Lamar McHan, Jr.	35	1,276	36.5
1951	Lamar McHan, So.	64	2,377	37.1
1950	Louis Schaufele, Jr.	60	2,316	38.4
	Louis Schaufele, Sr.	59	2,273	38.4
1948	Harold Cox	39	1,431	36.7

	Gordon Long	22	881	40.0
1947	Aubrey Fowler	47	1,693	36.0
1946	Aubrey Fowler	64	2,218	34.6
1945	Alton Baldwin	32	1,077	33.6
1943	Harold Cox	42	1,745	41.7
1938	Kay Eakin	41	1,688	41.4
1937	Kay Eakin	28	1,121	40.0

FIELD GOALS

YEAR	PLAYER	FGM	FGA	PCT
2021	Cam Little	20	24	.833
2020	A.J. Reed, Sr.	7	11	.636
2019	Connor Limpert, Sr.	14	19	.737
2018	Connor Limpert, Jr.	19	24	.792
2017	Connor Limpert, So.	8	9	.889
2016	Adam McFain, Sr.	8	10	.800
2015	Cole Hedlund, Fr.	9	15	.600
2014	Adam McFain, So.	7	10	.700
2013	Zach Hocker, Jr.	13	15	.867
2012	Zach Hocker, Jr.	11	18	.611
2011	Zach Hocker, So.	21	27	.778
2010	Zach Hocker, Fr.	16	19	.842
2009	Alex Tejada, Jr.	16	22	.727
2008	Shay Haddock, So.	5	7	.714
2007	Alex Tejada, Fr.	17	23	.739
2006	Jeremy Davis, So.	6	13	.462
2005	Chris Balseiro, Sr.	13	18	.708
2004	Chris Balseiro, Jr.	4	7	.571
2003	Chris Balseiro, So.	11	15	.733
2002	David Carlton, So.	12	16	.750
2001	Brennan O'Donohoe, So.	12	17	.706
2000	Brennan O'Donohoe, Fr.	4	6	.667
1999	Tony Dodson, Sr.	12	18	.667
1998	Todd Latourette, Sr.	17	24	.708
1997	Todd Latourette, Jr.	7	12	.583
1996	Todd Latourette, So.	9	14	.643
1995	Todd Latourette, Fr.	14	21	.667
1994	Lance Ellison, Sr.	6	15	.400
1993	Lance Ellison, Jr.	4	10	.400
1992	Todd Wright, Sr.	17	25	.680
1991	Todd Wright, Jr.	12	17	.706
1990	Todd Wright, So.	11	14	.786
1989	Todd Wright, Fr.	20	23	.870
1988	Kendall Trainor, Sr.	24	27	.889
1987	Kendall Trainor, Jr.	13	20	.650
1986	Kendall Trainor, So.	10	13	.769
1985	Greg Horne, Sr.	5	13	.385
1984	Greg Horne, Jr.	10	18	.556
1983	Greg Horne, So.	14	22	.636
1982	Ernie Villarreal, Fr.	4	10	.400
1981	Bruce Lahay, Sr.	19	24	.792
1980	Ish Ordonez, Sr.	13	21	.619
1979	Ish Ordonez, Jr.	18	22	.818
1978	Ish Ordonez, So.	13	19	.684
1977	Steve Little, Sr.	19	30	.633
1976	Steve Little, Jr.	11	23	.478
1975	Steve Little, So.	11	20	.550
1974	Steve Little, Fr.	12	16	.750
1973	Mike Kirkland, So.	3	12	.250
1972	Mike Kirkland, Fr.	8	16	.500
1971	Bill McClard, Sr.	12	22	.545
1970	Bill McClard, Jr.	10	15	.667
1969	Bill McClard, So.	7	9	.778
1968	Bob White, Sr.	4	7	.571
1967	Bob White, Jr.	3	6	.500
1966	Bob White, So.	5	7	.714
1965	Ronnie South, Jr.	5	-	-
1964	Tom McNelly, Sr.	6	-	-
1963	Tom McNelly, Jr.	1	4	.250
1962	Tom McNelly, So.	3	-	-
1961	Mickey Cissel, Jr.	2	-	-
1960	Mickey Cissel, So.	2	-	-
1959	Freddy Akers, Sr.	2	-	-
1958	None	-	-	-
1957	None	-	-	-
1956	None	-	-	-
1955	George Walker, Jr.	1	-	-
1954	Preston Carpenter, Jr.	1	-	-
1953	None	-	-	-
1952	Carl Mazza	2	-	-
1951	Pat Summerall, Sr.	4	-	-
1950	Pat Summerall, Jr.	1	-	-



INDIVIDUAL YEARLY LEADERS

2018	LB	DeJon Harris, Jr.	62	56	118
2017	LB	DeJon Harris, Sr.	66	49	115
2016	LB	Brooks Ellis, Sr.	38	45	83
2015	LB	Brooks Ellis, Jr.	45	57	102
2014	LB	Martrell Spaight, Sr.	63	65	128
2013	S	Alan Turner, Jr.	37	60	97
2012	S	Ross Rasner, Sr.	49	43	92
2011	LB	Jerry Franklin, Sr.	46	55	101
2010	LB	Jerry Franklin, Jr.	48	52	100
2009	LB	Jerry Franklin, Sr.	51	43	94
2008	LB	Jerry Franklin, Jr.	54	33	87
2007	SS	Matt Hewitt, Sr.	63	55	118
2006	LB	Sam Olajubutu, Sr.	70	45	115
2005	LB	Sam Olajubutu, Jr.	69	49	118
2004	FS	Vickiel Vaughn, Jr.	47	19	66
2003	LB	Caleb Miller, Sr.	84	49	133
2002	FS	Ken Hamlin, Jr.	97	62	159
2001	LB	Jermaine Petty, Sr.	80	60	140
2000	FS	Ken Hamlin, Jr.	57	47	104
1999	FS	Kenoy Kennedy, Sr.	58	40	98
1998	FS	Kenoy Kennedy, Jr.	66	29	95
1997	NG	Melvin Bradley, Jr.	44	27	71
1996	NG	Melvin Bradley, Sr.	51	38	89
1995	LB	Mark Smith, Jr.	60	55	115
1994	LB	Mark Smith, Sr.	35	44	79
1993	LB	Darwin Ireland, Sr.	37	56	93
1992	LB	Kevin Kempf, Jr.	51	51	102
1991	LB	Mick Thomas, Sr.	55	42	97
1990	LB	Mick Thomas, Jr.	74	62	136
1989	LB	Mick Thomas, Sr.	57	40	97
1988	LB	LaSalle Harper, Sr.	61	58	119
1987	LB	Rickey Williams, Sr.	87	53	140
1986	LB	Rickey Williams, Jr.	67	43	110
1985	LB	Nick Miller, Sr.	59	53	112
1984	LB	David Bazzel, Jr.	62	51	113
1983	LB	Nick Miller, Jr.	55	58	113
1982	LB	Milton Fields, Sr.	57	56	113
1981	LB	Bert Zinamon, Jr.	47	63	110
1980	LB	Teddy Morris, Sr.	46	26	72
1979	E	Billy Ray Smith, Jr.	50	22	72
1978	T	Richard Richardson, Sr.	40	48	88
1977	LB	Mike Massey, Sr.	46	38	84
1976	LB	Teddy Morris, Sr.	59	25	84
1975	LB	Larry Jackson, Sr.	64	38	102
1974	LB	Larry Jackson, Jr.	86	37	123
1973	LB	Curtis Townsend, Sr.	67	52	110
1972	T	Mike Campbell, Sr.	85	35	120
1971	T	Jon Rhiddlehoover, Sr.	58	49	107
1970	T	Jon Rhiddlehoover, Jr.	81	48	129
1969	Not available				
1968	Not available				
1967	Not available				
1966	LB	Cliff Powell, Jr.	70	64	134
1965	LB	Cliff Powell, Sr.	72	82	154
1964	LB	Lynn Garner, Sr.	27	83	110
1963	T	Loyd Phillips, Sr.	58	39	97
1962	T	Loyd Phillips, Jr.	42	58	100
1961	LB	Ronnie Caveness, Sr.	87	68	155
1960	LB	Ronnie Caveness, Jr.	34	120	154
1959	E	Jim Grizzle, Jr.	19	65	84
1958	LB	Danny Brabham, Jr.	25	45	80
1957	LB	Wayne Harris	62	112	174

TACKLES FOR A LOSS

YEAR	POS	PLAYER	TFL	YDS
2021	LB	Hayden Henry, Sr.	12.0	55
2020	LB	Grant Morgan, Sr.	7.5	23
2019	DE	McTelvin Agim, Sr.	8.5	30
2018	DE	McTelvin Agim, Jr.	10.0	44
2017	LB	DeJon Harris, Sr.	8.5	25
2016	DL	Jeremiah Ledbetter, Sr.	7.5	52
2015	DE	Deatrich Wise Jr., Jr.	10.5	52
2014	DE	Trey Flowers, Sr.	15.5	95
2013	DE	Trey Flowers, Jr.	13.5	58
2012	DE	Chris Smith, Jr.	13.0	70
2011	DE	Trey Flowers, Sr.	13.0	76
2010	LB	Alonzo Highsmith, Jr.	12.5	51
2009	LB	Jerry Franklin, Jr.	13.0	60
2008	DE	Malcolm Sheppard, Sr.	11.0	39
2007	DE	Malcolm Sheppard, Jr.	14.5	56
2006	DE	Ernest Mitchell, Jr.	10.5	46
2005	DE	Malcolm Sheppard, Sr.	10.5	32
2004	DE	Jamaal Anderson, Jr.	20.5	113
2003	LB	Sam Olajubutu, Jr.	14.5	40
2002	DE	Jeb Huckleba, Sr.	13.0	51
2001	DE	Caleb Miller, Sr.	15.0	38
2000	DE	Gavin Walls, Sr.	11.0	50
1999	LB	Jermaine Petty, Sr.	13.0	30

2000	LB	Quinton Caver, Sr.	10.0	36
1999	DE	Randy Garner, Jr.	13.0	50
1998	DE	Carlos Hall, Fr.	11.0	61
1997	LB	C.J. McLain, Sr.	11.0	55
1996	E	Geno Bell, Sr.	10.0	28
1995	E	Ryan Hale, Jr.	10.0	42
1994	NG	Melvin Bradley, Sr.	14.0	60
1993	E	Steven Conley, Sr.	23.0	175
1992	E	Marcus Adair, Jr.	12.0	77
1991	E	Steven Conley, Jr.	12.0	76
1990	E	Henry Ford, Sr.	23.0	116
1989	LB	Ray Lee Johnson, Sr.	17.0	89
1988	T	Henry Ford, Sr.	14.0	62
1987	LB	Ray Lee Johnson, Sr.	6.0	20
1986	NG	Owen Kelly, Sr.	6.0	28
1985	NG	Chad Rolen, Jr.	10.0	63
1984	T	Wayne Martin, Sr.	18.0	110
1983	T	Wayne Martin, Jr.	9.0	32
1982	T	Wayne Martin, Jr.	10.0	47
1981	LB	Rickey Williams, Sr.	7.0	40
1980	LB	David Dudley, Jr.	7.0	36
1979	LB	Nick Miller, Sr.	7.0	15
1978	E	Ravin Caldwell, Jr.	10.0	57
1977	NG	Tony Cherico, Fr.	10.0	40
1976	T	Ron Faurot, Sr.	10.0	52
1975	E	Billy Ray Smith, Sr.	15.0	85
1974	E	Billy Ray Smith, Jr.	19.0	128
1973	E	Billy Ray Smith, Sr.	17.0	86
1972	T	Jim Elliott, Jr.	13.0	88
1971	T	Jimmy Walker, Sr.	19.0	125
1970	T	Jimmy Walker, Jr.	15.0	87
1969	E	Dennis Winston, Sr.	13.0	50
1968	E	Johnnie Meadors, Jr.	10.0	54
1967	E	Johnnie Meadors, Sr.	14.0	59

SACKS

YEAR	POS	PLAYER	SACKS	YDS
2021	DE	Tre Williams, Sr.	6.0	26
2020	DL	Eric Gregory, Fr.	2.5	21
2019	DE	McTelvin Agim, Sr.	5.0	24
2018	DT	Armon Watts, Sr.	7.0	50
2017	LB	DeJon Harris, Sr.	3.5	18
2016	DL	Jeremiah Ledbetter, Sr.	5.5	44
2015	DE	Deatrich Wise Jr., Jr.	8.0	43
2014	DE	Trey Flowers, Sr.	6.0	71
2013	DE	Chris Smith, Sr.	8.5	71
2012	DE	Chris Smith, Jr.	9.5	65
2011	DE	Jake Bequette, Sr.	10.0	88
2010	DE	Jake Bequette, Jr.	7.0	36
2009	DE	Jake Bequette, Sr.	5.5	37
2008	DE	Malcolm Sheppard, Jr.	6.5	30
2007	LB	Freddie Fairchild, Sr.	4.5	31
2006	DE	Jamaal Anderson, Jr.	13.5	100
2005	DE	Desmond Sims, Jr.	5.5	33
2004	DE	Jeb Huckleba, Sr.	6.5	41
2003	DE	Justin Scott, Sr.	3.0	14
2002	DE	Gavin Walls, Sr.	6.0	34
2001	DT	Jermaine Brooks, Jr.	3.5	19
2000	Six players tied		2.0	-
1999	E	Randy Garner, Jr.	5.5	28
1998	LB	C.J. McLain, Sr.	7.0	48
1997	E	Ryan Hale, Jr.	5.0	26
1996	NG	Melvin Bradley, Sr.	7.0	47
1995	E	Steven Conley, Sr.	14.0	122
1994	E	Steven Conley, Jr.	7.0	63
1993	E	Henry Ford, Sr.	14.0	85
1992	DE	Ray Lee Johnson, Sr.	11.0	73
1991	E	Henry Ford, Sr.	8.0	50
1990	T	Scott Long, Sr.	4.0	16
1989	T	Scott Long, Jr.	7.0	41
1988	T	Wayne Martin, Sr.	13.0	-
1987	T	Wayne Martin, Jr.	6.5	-
1986	T	Wayne Martin, Sr.	6.0	-
1985	LB	Rickey Williams, Sr.	5.0	-
1984	E	Ravin Caldwell, Jr.	5.5	-
1983	T	Ron Faurot, Sr.	7.0	-
1982	E	Marcus Adair, Jr.	7.0	51

INTERCEPTIONS

YEAR	POS	PLAYER	INT	YDS	TD
2021	CB	Montaric Brown, Sr.	5	0	0
2020	S	Jalen Catalon, Fr.	3	44	1
2019	CB	Hudson Clark, Fr.	3	18	0
2018	CB	Kamren Curl, Jr.	2	22	0
2017	CB	Ryan Pulley, Jr.	3	0	0
2016	CB	Henre' Toliver, Sr.	3	66	0
2015	DB	Kevin Richardson II, Sr.	3	7	0
2014	S	Josh Liddell, Jr.	2	2	0

	CB	Ryan Pulley, So.	2	75	1
	CB	Henre' Toliver, Jr.	2	70	1
2015	CB	DJ Dean, Jr.	2	0	0
	S	Josh Liddell, So.	2	0	0
2014	LB	Brooks Ellis, So.	2	63	0
	CB	DJ Dean, So.	2	9	0
	CB	Henre' Toliver, Fr.	2	46	0
	CB	Tevin Mitchel, Sr.	2	-7	0
2013	S	Alan Turner, Jr.	2	24	0
2012	S	Ross Rasner, Sr.	3	34	0
2011	S	Tramain Thomas, Sr.	5	70	0
2010	S	Tramain Thomas, Jr.	4	24	0
2009	LB	Jerry Franklin, Jr.	3	61	0
	S	Tramain Thomas, So.	3	37	0
2008	CB	Ramon Broadway, So.	2	26	0
	LB	Jerry Franklin, Fr.	2	11	0
2007	CB	Jerell Norton, So.	5	174	1
2006	CB	Chris Houston, Jr.	3	129	1
	FS	Michael Grant, Jr.	3	0	0
2005	CB	Vickiel Vaughn, Sr.	4	13	0
2004	FS	Vickiel Vaughn, Jr.	2	92	0
	SS	Lerinezo Robinson, Jr.	2	29	0
	CB	Michael Coe, So.	2	7	0
2003	CB	Ahmad Carroll, Jr.	3	0	0
2002	FS	Ken Hamlin, Jr.	4	33	0
	CB	Lawrence Richardson, So.	4	25	0
2001	FS	Ken Hamlin, So.	3	33	0
	CB	Lawrence Richardson, Fr.	3	45	1
2000		Four with two (one TD, Eddie Jackson)			
1999	FS	Kenoy Kennedy, Sr.	3	97	0
	CB	David Barrett, Sr.	3	45	1
1998	R	Zac Painter, Sr.	5	36	0
1997	B	Jeromy Flowers, So.	2	36	0
	CB	Ontraia Moss, So.	2	19	0
	CB	Marcus Campbell, Sr.	2	(-)2	0
1996	CB	Marcus Campbell, Jr.	5	52	0
1995	CB	Spencer Brown, Sr.	5	43	0
1994	LB	Mark Smith, So.	2	16	0
1993	CB	Orlando Watters, Sr.	6	185	2
1992	CB	Dean Peevy, So.	5	37	0
1991	CB	Michael James, Sr.	5	75	1
1990	CB	Michael James, Jr.	2	21	0
1989	CB	Anthony Cooney, Sr.	3	14	0
1988	R	Patrick Williams, Jr.	6	57	1
1987	S	Steve Atwater, Jr.	4	53	1
1986	CB	Charles Washington, Sr.	5	32	0
1985	LB	David Dudley, Jr.	3	79	1
	CB	Kevin Wyatt, Sr.	3	59	1
1984	CB	Kevin Wyatt, Jr.	5	22	0
1983	S	Greg Lasker, So.	3	72	0
	DB	Greg Gaston, So.	3	7	0
	DB	Charles Washington, Fr.	3	0	0
1982	DB	Keith Burns, Sr.	4	10	0
1981	DB	Danny Walters, Jr.	4	98	1
1980	FS	Kevin Evans, Sr.	2	21	0
1979	FS	Kevin Evans, Jr.	4	54	0
1978	E	William Hampton, Sr.	3	30	0
1977	LB	Mike Massey, So.	3	31	0
	FB	Vaughn Lusby, Jr.	3	0	0
1976		Six with two (no TDs)			
1975	CB	Tommy Harris, Sr.	3	28	0
1974	FS	Floyd Hogan, Sr.	2	92	0
1973	CB	Rollen Smith, Jr.	4	27	0
1972	SS	Mark Hollingsworth, Sr.	4	39	0
1971	CB	Louis Campbell, Jr.	7	86	1
1970	HB	David Hogue, Jr.	6	45	1
1969	MM	Bobby Field, Jr.	4	70	0
1968	HB	Jerry Moore, So.	5	104	1
	HB	Gary Adams, Sr.	5	6	0
1967	HB	Tommy Trantham, Sr.	6	104	0
1966	HB	Gary Adams, So.	7	93	0
1965	LB	Joe Black, Jr.	4	-	-
	HB	Tommy Trantham, So.	4	-	-
1964	HB	Bill Gray, Sr.	3	22	0
1963	HB	Ken Hatfield, Jr.	3	45	0
1962	HB	Ken Hatfield, So.	3	-	-
1961	HB	Billy Moore, Jr.	3	-	-
1960		George McKinney, Jr.	2	23	0
1959		Not available			
1958	HB	Don Horton, Sr.	2	24	0
		Jim Mooty, Jr.	2	8	0
1957		George Walker, Sr.	2	18	0
1956		Gerald Nesbitt, Jr.	4	95	0
1955		Don Christian, Jr.	4	83	0
1954		George Walker, So.	6	90	0
1953		Floyd Sagely, Sr.	3	51	0
1952		Johnny Cole, Sr.	3	33	0
		Edsel Nix, Jr.	3	13	0



INDIVIDUAL YEARLY LEADERS

1951	Not available		
1950	Not available		
1949	Jim Rinehart, So.	10	106
1948	Gordon Long	4	60

PASSES BROKEN UP

YEAR	POS	PLAYER	PBU
2021	CB	Montaric Brown, Sr.	6
2020	CB	Montaric Brown, Jr.	6
2019	LB	Bumper Pool, Jr.	5
2018	CB	Ryan Pulley, Jr.	7
	CB	Jarques McClellion, R-Fr.	7
2017	DB	Henre Toliver, Sr.	8
	DB	Santos Ramirez, Jr.	8
	DB	Kamren Curl, Fr.	8
2016	CB	Ryan Pulley, So.	13
2015	CB	Jared Collins, Jr.	9
2014	CB	Jared Collins, So.	13
2013	S	Alan Turner, Jr.	5
	CB	Tevin Mitchel, Jr.	5
2012	S	Ross Rasner, Sr.	6
	CB	Kaelon Kelleybrew, Sr.	6
2011	S	Tramain Thomas, Sr.	6
2010	CB	Ramon Broadway, Sr.	6
2009	CB	Ramon Broadway, Jr.	4
	CB	Rudell Crim, Jr.	4
2008	CB	Ramon Broadway, So.	10
2007	FS	Michael Grant, Sr.	20
2006	CB	Chris Houston, Jr.	13
2005	CB	Michael Coe, Jr.	8
	CB	Chris Houston, So.	8
2004	LB	Sam Olajubutu, Jr.	4
2003	CB	Eddie Jackson, Sr.	10
2002	CB	Lawrence Richardson, So.	13
2001	CB	Lawrence Richardson, Fr.	20
2000	SS	D'Andre Berry, Jr.	12
1999	FS	Kenoy Kennedy, Sr.	10
1998	CB	David Barrett, Jr.	8
1997	CB	Marcus Campbell, Sr.	9
1996	CB	Marcus Campbell, Jr.	11
1995	CB	Spencer Brown, Sr.	7
1994	CB	Tracy Cantlope, Jr.	8
1993	CB	Orlando Watters, Sr.	4
1992	CB	Dean Peevy, So.	4
1991	CB	Orlando Watters, So.	6
1990	CB	Curtis Banks, Jr.	3
	CB	Pat Burris, Sr.	3
1989	S	Aaron Jackson, Jr.	10
1988	S	Steve Atwater, Sr.	9
1987	R	Odis Lloyd, Jr.	9
1986	S	Steve Atwater, So.	12
1985	S	Greg Lasker, Sr.	10
1984	S	Greg Lasker, Jr.	11
1983	CB	Greg Gaston, So.	6
	CB	Kevin Wyatt, So.	6
1982	CB	Danny Walters, Sr.	7
1981	SS	Keith Burns, Jr.	8
1980	CB	Trent Bryant, Sr.	6
1979	S	Kevin Evans, Jr.	8
1978	CB	Brad Shoup, Sr.	6
1977	SS	Howard Sampson, Sr.	7
1976		Bo Busby, Sr.	6
		Patrick Martin, Jr.	6
1975		Howard Sampson, Jr.	8
1974		Brad Thomas, Jr.	8
1973		Not available	
1972		Not available	
1971		Not available	
1970		Not available	
1969		Not available	
1968	HB	Jerry Moore, So.	8
1967	HB	Tommy Trantham, Sr.	12
1966	HB	Gary Adams, So.	8
1965	MM	Mike Jordan, Jr.	9
1964	HB	Bill Gray, Sr.	9
1963	MM	Charles Daniel, Jr.	4
		Tommy Moore, Sr.	4
		Mike Parker, Sr.	4
1962	HB	Ken Hatfield, Jr.	5
		Mike Parker, Jr.	5
1961	C	Tommy Brasher, So.	5

FORCED FUMBLES

YEAR	POS	PLAYER	FF
2021		Four Players	1
2020	S	Jalen Catalon, Fr.	2
2019	LB	DeJon Harris, Sr.	2
2018	DT	Armon Watts, Sr.	3

2017	DE	McElvin Agim, Jr.	3
	DB	Santos Ramirez, Jr.	3
2016	DE/LB	Randy Ramsey, So.	3
2015	DE	Deatrich Wise Jr., Jr.	3
2014	LB	Martrell Spaight, Sr.	2
	LB	Brooks Ellis, So.	2
2013	DE	Trey Flowers, Jr.	3
2012	S	Ross Rasner, Sr.	2
	CB	Tevin Mitchel, Sr.	2
2011	DE	Jake Bequette, Sr.	5
2010	S	Tramain Thomas, Jr.	4
2009	DE	Tenarius Wright, Fr.	3
2008	DE	Malcolm Sheppard, Jr.	2
2007	SS	Matt Hewitt, Sr.	4
2006		Three with two	2
2005	DE	Desmond Sims, Jr.	2
2004		Seven with one	1
2003	LB	Caleb Miller, Sr.	3
2002	FS	Ken Hamlin, Jr.	4
2001	FS	Ken Hamlin, So.	4
2000		Five with one	1
1999	B	Jeromy Flowers, Sr.	3
	FS	Kenoy Kennedy, Sr.	3
1998	R	Zac Painter, Sr.	3
1997	LB	C.J. McLain, Jr.	3
1996	LB	C.J. McLain, So.	2
1995	E	Geno Bell, Jr.	2
	LB	Mark Smith, Jr.	2
1994		Four with two	2
1993	E	Henry Ford, Sr.	3
1992	LB	Tyrone Chatman, Jr.	4
1991		Six players	1
1990	E	Ken Benson, Sr.	2
	FS	Ben Floor, Sr.	2
1989		Seven players with one	1
1988	T	Wayne Martin, Sr.	7
1987	T	Wayne Martin, Jr.	2
1986	T	Wayne Martin, So.	2
		David Schell, Jr.	2
	LB	Rickey Williams, Jr.	2
1985	T	Rodney Beachum, Sr.	4
1984	R	Nathan Jones, Sr.	4
	LB	Nick Miller, Sr.	4

FUMBLE RECOVERIES

YEAR	POS	PLAYER	FR
2021	DB	Greg Brooks Jr., Jr.	2
2020	S	Myles Slusher, Fr.	2
2019	LB	DeJon Harris, Sr.	2
	CB	Kamren Curl, Jr.	2
2018	DB	Chevin Calloway, So.	2
2017	DL	Briston Guidry, R-Fr.	2
2016		Four Players	2
2015		Seven Players	1
2014	DT	Darius Philon, So.	3
2013		Six Players	1
2012		Five Players	1
2011	LB	Jerry Franklin, Sr.	2
2010	S	Tramain Thomas, Jr.	2
	CB	Darius Winston, So.	2
	LB	Freddy Burton, Sr.	2
2009	CB	Ramon Broadway, Jr.	3
2008	LB	Jerry Franklin, Fr.	2
2007	SS	Matt Hewitt, Sr.	3
2006	CB	Jerrell Norton, Fr.	2
2005	DT	Keith Jackson, Jr.	3
2004	LB	Pierre Brown, Jr.	2
	CB	Dallas Washington, Fr.	2
2003		Seven Players	2
2002		Four Players	2
2001	FS	Ken Hamlin, So.	3
2000	DE	Carlos Hall, Jr.	2
1999	CB	Orlando Green, So.	2
	FS	Kenoy Kennedy, Sr.	2
	T	Sacha Lancaster, So.	2
	E	D.J. Cooper, Jr.	2
1998	CB	Rossi Morreale, So.	2
	LB	Harry Wilson, Sr.	2
1997	NG	Melvin Bradley, Jr.	4
1996	E	D.J. Cooper, Fr.	2
	LB	C.J. McLain, So.	2
1995	E	Marcus Adair, Sr.	2
1994	LB	Don Bray, Jr.	2
	E	Steven Conley, Jr.	2
	FS	Del Delco, Jr.	2
1993	T	Henry Ford, Sr.	2
1992	LB	Darwin Ireland, Jr.	2
	NG	Owen Kelly, Sr.	2

	SS	Mike Nunnerley, Fr.	2
1991	CB	Michael James, Sr.	3
1990	LB	Darwin Ireland, Fr.	5
1989	R	Kirk Collins, So.	2
1988	T	Wayne Martin, Sr.	3
1987		Seven Players	1
1986	NG	Tony Cherico, Jr.	2
	LB	Kerry Owens, So.	2
1985	T	Rodney Beachum, Sr.	2
1984	DE	Ravin Caldwell, Jr.	4
1983	T	Ron Faurot, Sr.	3
1982	T	Earl Buckingham, Sr.	3
1981	LB	Steve Douglas, Jr.	3
1980	LB	Jeff Goff, Jr.	3
	LB	Ed Jackson, So.	3
	E	Billy Ray Smith, So.	3
1979	DB	Trent Bryant, Jr.	3
	E	Jeff Goff, So.	3
1978	T	Dan Hampton, Sr.	3
	LB	Mike Massey, Jr.	3
	T	Dale White, Sr.	3
1977	T	Jimmy Walker, Jr.	3
1976	T	Dale White, So.	4
	E	Dennis Winston, Sr.	4
1975	E	Johnnie Meadors, Jr.	6
1974	E	Ivan Jordan, Jr.	5
1973		Not available	
1972		Not available	
1971		Not available	
1970		Not available	
1969		Not available	
1968	T	Gordon McNulty, Jr.	4
1967	HB	Gary Adams, Jr.	3
	MG	David Cooper, Sr.	3
	LB	Lynn Garner, So.	3
1966	T	Loyd Phillips, Sr.	3
1965	LB	Joe Black, Jr.	4
1964	MG	Jimmy Johnson, Sr.	3
1963	T	Jim Williams, So.	4
1962		Billy Moore, Sr.	4
1961	G	Ray Trail, Jr.	4



MONTARIC BROWN picked off five passes and broke up six more to lead the Hogs in 2021.



INDIVIDUAL YEARLY LEADERS

TOTAL OFFENSE

YEAR	PLAYER	RUSH ATT	RUSH YDS	RUSH TD	PASS ATT	PASS COMP	PCT	PASS YDS	PASS TD	INT	TOTAL PLAYS	TOTAL YDS	TOTAL TD
2021	KJ Jefferson, So.	146	664	6	294	198	673	2,676	21	4	440	3,340	27
2020	Felipe Franks, Sr.	105	204	1	238	163	685	2,107	17	4	343	2,311	18
2019	Nick Starkel, Jr.	6	-16	0	96	179	536	1,152	7	10	185	1,136	7
2018	Ty Storey, Jr.	67	146	1	250	143	572	1,584	11	10	317	1,730	12
2017	Austin Allen, Sr.	37	-20	1	187	105	561	1,427	10	5	224	1,407	11
2016	Austin Allen, Jr.	65	-126	2	401	245	611	3,430	25	15	466	3,304	27
2015	Brandon Allen, Sr.	56	107	1	370	244	659	3,440	30	8	426	3,547	31
2014	Brandon Allen, Jr.	42	0	2	339	190	560	2,285	20	5	381	2,285	22
2013	Brandon Allen, So.	29	29	1	258	128	496	1,552	13	10	287	1,581	14
2012	Tyler Wilson, Sr.	41	7	0	401	249	621	3,387	21	13	442	3,394	21
2011	Tyler Wilson, Jr.	60	-3	4	438	277	632	3,638	24	6	498	3,635	28
2010	Ryan Mallett, Jr.	44	-74	4	411	266	647	3,869	32	12	455	3,795	36
2009	Ryan Mallett, So.	58	-29	2	403	225	558	3,624	30	7	461	3,595	32
2008	Casey Dick, Sr.	72	-51	3	357	205	574	2,586	13	14	429	2,535	16
2007	Darren McFadden, Jr.	325	1,830	16	11	6	545	123	4	0	336	1,953	20
2006	Darren McFadden, So.	284	1,647	14	9	7	778	69	3	1	293	1,716	17
2005	Darren McFadden, Fr.	176	1,113	11	0	0	000	0	0	0	176	1,113	11
2004	Matt Jones, Sr.	83	622	6	264	151	572	2,073	15	12	347	2,695	21
2003	Matt Jones, Jr.	96	707	8	230	132	574	1,917	18	7	326	2,624	26
2002	Matt Jones, So.	129	614	5	234	122	521	1,592	16	8	363	2,206	21
2001	Zak Clark, So.	22	-42	0	179	88	492	1,000	6	4	201	958	6
2000	Robby Hampton, So.	29	-19	1	261	145	556	1,548	13	8	290	1,529	14
1999	Clint Stoerner, Sr.	27	-60	2	317	177	558	2,293	19	10	344	2,233	21
1998	Clint Stoerner, Jr.	51	-57	1	312	167	535	2,629	26	8	363	2,572	27
1997	Clint Stoerner, So.	81	-267	2	357	173	485	2,347	12	13	438	2,080	14
1996	Pete Burks, So.	92	-74	2	224	115	513	1,464	6	9	316	1,464	8
1995	Barry Lunney Jr., Sr.	112	65	3	292	180	616	2,206	12	10	404	2,246	15
1994	Barry Lunney Jr., Jr.	91	40	2	183	101	552	1,345	11	6	274	1,385	13
1993	Barry Lunney Jr., So.	74	140	2	202	104	515	1,241	6	7	276	1,381	8
1992	Barry Lunney Jr., Fr.	40	-140	0	189	91	481	1,015	4	5	229	875	4
1991	Jason Allen, Fr.	47	98	0	102	48	471	603	6	6	149	701	6
1990	Quinn Grovey, Sr.	104	326	5	235	120	511	1,886	18	10	339	2,212	23
1989	Quinn Grovey, Jr.	120	565	8	131	72	550	1,149	5	9	251	1,714	13
1988	Quinn Grovey, So.	110	515	7	98	62	633	966	4	3	208	1,481	11
1987	James Rouse, Jr.	182	1,004	17	0	0	000	0	0	0	182	1,004	17
1986	Greg Thomas, Jr.	141	461	8	109	67	615	1,032	6	1	250	1,493	14
1985	Greg Thomas, So.	118	365	1	72	33	458	554	4	2	190	919	5
1984	Brad Taylor, Sr.	109	135	5	147	82	558	1,166	7	11	256	1,301	12
1983	Brad Taylor, Jr.	91	-31	3	257	139	541	1,837	9	8	348	1,806	12
1982	Brad Taylor, So.	74	108	3	141	59	418	1,073	6	9	215	1,181	9
1981	Tom Jones, Jr.	68	219	3	109	60	551	684	7	7	177	903	10
1980	Tom Jones, So.	95	178	3	166	93	560	1,161	6	8	261	1,339	9
1979	Kevin Scanlon, Sr.	120	248	7	139	92	662	1,212	9	6	259	1,460	16
1978	Ron Calcagni, Sr.	153	448	11	103	62	602	807	4	5	256	1,255	15
1977	Ron Calcagni, Jr.	125	546	4	137	73	533	1,147	10	7	262	1,693	14
1976	Ben Cowins, So.	183	1,162	7	0	0	000	0	0	0	183	1,162	7
1975	Ike Forte, Sr.	174	983	10	0	0	000	0	0	0	174	983	10
1974	Ike Forte, Jr.	187	974	9	0	0	000	0	0	0	187	974	9
1973	Dickey Morton, Sr.	226	1,298	5	0	0	000	0	0	0	226	1,298	5
1972	Joe Ferguson, Sr.	73	68	2	254	119	469	1,484	9	15	327	1,552	11
1971	Joe Ferguson, Jr.	63	39	6	271	160	590	2,203	11	12	334	2,242	17
1970	Bill Montgomery, Sr.	86	157	6	195	110	570	1,662	10	9	281	1,819	16
1969	Bill Montgomery, Jr.	92	66	3	173	93	538	1,333	9	7	265	1,399	12
1968	Bill Montgomery, So.	116	239	4	234	134	572	1,595	10	8	350	1,834	14
1967	Ronnie South, Sr.	55	-38	0	142	84	592	1,159	11	8	197	1,121	11
1966	Jon Brittenum, Sr.	81	168	1	143	76	531	1,103	7	7	224	1,271	8
1965	Jon Brittenum, Jr.	81	224	6	149	75	503	1,103	8	7	230	1,327	14
1964	Fred Marshall, Sr.	104	438	3	94	50	532	656	4	8	198	1,094	7
1963	Bill Gray, Jr.	51	36	5	79	34	430	483	4	5	130	519	9
1962	Billy Moore, Sr.	131	585	14	91	51	560	673	5	2	222	1,258	19
1961	George McKinney, Sr.	68	244	4	68	32	471	426	6	5	136	670	10
1960	George McKinney, Jr.	84	193	1	90	39	433	728	9	6	174	921	10
1959	Jim Mooty, Sr.	93	519	5	0	0	000	0	0	0	93	519	5
1958	James Monroe, Jr.	67	174	3	96	41	427	512	3	8	163	686	6
1957	George Walker, Sr.	34	84	3	63	35	556	587	4	4	97	671	7
1956	Don Christian, Jr.	96	412	5	53	18	340	260	2	0	149	672	7
1955	Henry Moore, Sr.	134	701	3	0	0	000	0	0	0	134	701	3
1954	George Walker, So.	79	301	7	85	45	529	603	4	9	164	904	11
1953	Lamar McHan, Sr.	143	409	4	150	78	520	1,107	8	11	293	1,516	12
1952	Lamar McHan, Jr.	62	162	4	136	55	404	743	5	17	198	905	9
1951	Lamar McHan, So.	127	433	4	135	53	393	724	6	14	262	1,157	10
1950	Jim Rinehart, Jr.	72	142	2	139	59	424	756	3	15	211	898	5
1949	Geno Mazzanti, Sr.	123	757	3	0	0	000	0	0	0	123	757	3
1948	Clyde Scott	95	670	6	20	9	450	198	2	2	115	868	8
1947	Clyde Scott	152	659	6	41	14	341	258	2	1	193	917	8
1946	Ken Holland	112	397	2	44	-	-	242	2	N	156	639	4
1938	Kay Eakin	119	482	4	193	78	404	962	5	18	312	1,344	9
1937	Jack Robbins	57	195	4	130	49	377	780	8	18	187	910	12
1936	Jack Robbins	73	315	2	104	54	519	554	4	7	177	869	6
1935	Jack Robbins	61	345	4	152	95	625	1,219	7	7	213	1,564	1



TEAM RUSHING RECORDS

RUSHING ATTEMPTS

GAME		
1. 85	TCU (475 yards).....	1980
2. 81	at Rice (421 yards).....	1981
3. 80	at Ole Miss (370 yards).....	2001
80	Utah State (385 yards).....	1975
5. 78	Tulsa (344 yards).....	1987
6. 77	Colorado State (410 yards).....	1974
77	Oklahoma State (349 yards).....	1969
8. 75	at Houston (296 yards).....	1988
75	TCU (316 yards).....	1986
75	Texas A&M (266 yards).....	1984
75	Texas Tech (527 yards).....	1978
75	Tulsa (365 yards).....	1974

SEASON

1. 753	3,196 yards in 11 games.....	1987
2. 685	2,922 yards in 11 games.....	1985
3. 680	3,456 yards in 11 games.....	1989
4. 677	3,119 yards in 11 games.....	1978
5. 674	2,898 yards in 11 games.....	1974
6. 668	2,721 yards in 11 games.....	1986
7. 659	3,523 yards in 11 games.....	1975
8. 644	2,348 yards in 11 games.....	1982
9. 643	3,065 yards in 14 games.....	2002
10. 640	2,420 yards in 11 games.....	1984

RUSHING YARDS

GAME		
1. 594	Pittsburg (Kan.) State (54 rushes).....	1936
2. 542	South Carolina.....	2007
3. 541	Florida International (58 rushes).....	2007
4. 527	TCU (75 rushes).....	1978
5. 512	SMU (73 rushes).....	1977
6. 503	Northwestern (La.) State (47 rushes).....	1947
7. 502	New Mexico (71 rushes).....	1987
8. 501	Air Force (62 rushes).....	1975
9. 495	Nicholls (40 rushes).....	2014
10. 493	Missouri State (51 rushes).....	2005

SEASON

1. 3,725	625 rushes in 13 games.....	2007
2. 3,523	659 rushes in 11 games.....	1975
3. 3,456	680 rushes in 11 games.....	1989
4. 3,199	539 rushes in 14 games.....	2006
5. 3,196	753 rushes in 12 games.....	1987
6. 3,145	626 rushes in 13 games.....	2003
7. 3,119	677 rushes in 11 games.....	1978
8. 3,065	643 rushes in 14 games.....	2002
9. 3,011	604 rushes in 11 games.....	1977
10. 2,961	588 rushes in 13 games.....	2021

RUSHING YARDS PER GAME

SEASON		
1. 320.3	3,523 yards in 11 games.....	1975
2. 314.2	3,456 yards in 11 games.....	1989
3. 286.5	3,725 yards in 13 games.....	2007
4. 283.5	3,119 yards in 11 games.....	1978
5. 273.7	3,011 yards in 11 games.....	1977
6. 266.3	3,196 yards in 12 games.....	1987
7. 265.6	2,922 yards in 11 games.....	1985
8. 263.4	2,898 yards in 11 games.....	1974
9. 247.4	2,721 yards in 11 games.....	1986
10. 246.7	2,714 yards in 11 games.....	1988



FELIX JONES teamed with Darren McFadden and Peyton Hillis in 2007 to create the most prolific rushing attack in Razorback history. The trio helped Arkansas rush for 3,725 yards on just 625 carries (5.96 avg.), setting school records for total rushing yards and yards per rush.

YARDS PER RUSH

GAME		
1. 12.38	Nicholls (40 for 495 yards).....	2014
2. 11.00	Pittsburg (Kan.) State (54 for 594 yards).....	1936
3. 10.70	Northwestern (La.) State (47 for 503 yards).....	1947
4. 9.73	Eastern Michigan (30 for 292 yards).....	2009
5. 9.50	Missouri State (51 for 483 yards).....	2005
6. 9.47	at Auburn (45 for 426 yards).....	2002
7. 9.33	South Carolina (58 for 541 yards).....	2007
8. 9.29	Alcorn State (38 for 353 yards).....	2016
9. 9.29	Southeast Missouri State (41 for 381 yards).....	2006
10. 8.70	at Mississippi State (41 for 357).....	2016

SEASON

1. 5.96	625 for 3,725 yards.....	2007
2. 5.94	539 for 3,199 yards.....	2006
3. 5.35	659 for 3,523 yards.....	1975
4. 5.28	474 for 2,504 yards.....	2013
5. 5.08	557 for 2,834 yards.....	2014
6. 5.08	680 for 3,456 yards.....	1989
7. 5.04	588 for 2,961 yards.....	2021
8. 5.02	626 for 3,145 yards.....	2003
9. 5.01	512 for 2,565 yards.....	2015
10. 4.99	604 for 3,011 yards.....	1977

RUSHING TOUCHDOWNS

SEASON		
1. 35	1970
2. 34	2003
34	1989
34	1978
34	1965
6. 33	2007
33	1975
33	1969
9. 32	1971
10. 31	2015
31	2014
31	1988
31	1987
31	1974



TEAM PASSING RECORDS

PASS ATTEMPTS

GAME		
1. 59	at Texas A&M (29 completions)	2012
2. 53	Toledo (32 completions)	2015
53	LSU (31 completions)	2012
53	Alabama (24 completions)	1999
5. 51	Texas A&M (30 completions)	2011
51	Texas A&M (31 completions)	1971
7. 50	San Jose State (28 completions)	2019
8. 49	at Auburn (35 completions)	2010
49	at Kentucky (25 completions)	1999
10. 48	Alabama (25 completions)	2016
48	Vanderbilt (28 completions)	2010

SEASON

1. 471	299 completions	2011
2. 465	301 completions	2010
3. 459	272 completions	2012
4. 443	253 completions	2008
5. 439	247 completions	2009
6. 407	202 completions	2019
7. 406	247 completions	2016
8. 374	226 completions	2015
9. 371	204 completions	1999
10. 370	202 completions	2018
370	177 completions	1997

PASS COMPLETIONS

GAME		
1. 35	at Auburn (49 attempts)	2010
2. 33	Mississippi State (45 attempts)	2011
3. 32	Toledo (53 attempts)	2015
4. 31	LSU (53 attempts)	2012
31	Texas A&M (51 attempts)	1971
6. 30	Mississippi State (43 attempts)	2015
30	Texas A&M (51 attempts)	2011
30	Missouri State (41 attempts)	2009
9. 29	at Texas A&M (59 attempts)	2012
10. 28	San Jose State (50 attempts)	2019
28	vs. Texas A&M (42 attempts)	2016
28	Georgia (45 attempts)	2014
28	Missouri State (35 attempts)	2011
28	Vanderbilt (48 attempts)	2010
28	Louisiana Monroe (43 attempts)	2010

SEASON

1. 301	465 attempts	2010
2. 299	471 attempts	2011
3. 272	459 attempts	2012
4. 253	443 attempts	2008
5. 247	406 attempts	2016
247	439 attempts	2009
7. 246	374 attempts	2015
8. 205	314 attempts	2021
9. 204	371 attempts	1999
10. 202	407 attempts	2019
202	370 attempts	2018

COMPLETION PERCENTAGE

SEASON		
1. .658	246 of 374	2015
2. .653	205 of 314	2021
3. .647	301 of 465	2010
4. .644	183 of 284	2020
5. .639	122 of 191	1979
6. .635	299 of 471	2001
7. .610	183 of 300	1995
8. .608	247 of 406	2016
9. .600	78 of 130	1986
10. .593	272 of 459	2012

PASSING YARDS

GAME		
1. 510	Texas A&M (30-51, 3 TD, 0 INT)	2011
2. 447	Missouri State (30-41, 3 TD, 1 INT)	2009
3. 442	at Ole Miss (33-45, 6 TD, 0 INT)	2015
4. 428	at Auburn (35-49, 5 TD, 2 INT)	2010
5. 419	Rutgers (20-39, 3 TD, 2 INT)	2012
6. 417	Vanderbilt (28-48, 3 TD, 0 INT)	2010
7. 412	Toledo (32-53, 0 TD, 1 INT)	2015
8. 408	Georgia (21-39, 5 TD, 0 INT)	2009
9. 406	Mississippi State (30-43, 7 TD, 0 INT)	2015
10. 405	Troy (23-30, 5 TD, 1 INT)	2009

SEASON

1. 4,338	301 of 465	2010
2. 3,909	299 of 471	2011
3. 3,842	247 of 439	2009
4. 3,618	272 of 459	2012
5. 3,486	246 of 374	2015
6. 3,434	247 of 406	2016
7. 3,115	253 of 443	2008
8. 2,781	205 of 314	2021
9. 2,668	170 of 321	1998
10. 2,576	204 of 371	1999

PASSING YARDS PER GAME

SEASON

1. 333.7	4,338 in 13 games	2010
2. 301.5	3,618 in 12 games	2012
3. 300.7	3,909 in 13 games	2011
4. 278.8	3,624 in 13 games	2009
5. 268.2	3,486 in 13 games	2015
6. 264.2	3,434 in 13 games	2016
7. 259.6	3,115 in 12 games	2008
8. 242.5	2,668 in 11 games	1998
9. 234.2	2,576 in 11 games	1999
10. 225.5	2,448 in 11 games	1970

PASSING YARDS PER ATTEMPT

SEASON

1. 9.45	112 for 1,058	1957
2. 9.43	130 for 1,226	1986
3. 9.33	465 for 4,338	2010
4. 9.32	374 for 3,486	2015
9.32	120 for 1,118	1985
6. 8.99	403 for 3,624	2009
7. 8.96	164 for 1,470	1989
8. 8.86	314 for 2,781	2021
9. 8.70	180 for 1,566	1988
10. 8.62	284 for 2,448	1970

TOUCHDOWN PASSES

GAME

1. 7	Mississippi State	2015
2. 6	at Ole Miss	2015
6	Pittsburg (Kan.) State	1936
4. 5	Kentucky	2012
5	UTEP	2010
5	at Auburn	2010
5	Mississippi State	2009
5	Troy	2009
5	Georgia	2009
5	Mississippi State	2007
5	Vanderbilt	1994

SEASON

1. 36		2010
2. 32		2009
3. 31		2015
4. 26		2016
26		2011
26		1998
7. 24		2007
8. 23		2012
23		2006



Behind quarterback **RYAN MALLET** in 2010, Arkansas led the SEC and ranked in the top six nationally in total passing yards (4,338), passing yards per game (333.7) and touchdown passes (36), all of which are program records.



TEAM OFFENSE RECORDS

TOTAL PLAYS

GAME		
1. 110	Wichita State (63 rushes, 47 passes, 545 yards, 4 TD).....	1969
2. 107	at Rice (81 rushes, 26 passes, 620 yds, 5 TD).....	1981
107	Oklahoma State (77 rushes, 30 passes, 500 yds, 6 TD).....	1969
4. 106	at Ole Miss (80 rushes, 26 passes, 531 yards, 8 TD).....	2001
5. 99	at Kentucky (71 rushes, 28 passes, 9 TD).....	2003
6. 98	at Texas A&M (39 rushes, 59 passes, 515 yards, 1 TD).....	2012
7. 97	at Houston (56 rushes, 41 passes, 1 TD).....	1990
97	TCU (85 rushes, 12 passes, 610 yds, 6 TD).....	1980
9. 95	Texas Tech (60 rushes, 35 passes, 1 TD).....	1990
95	TCU (75 rushes, 20 passes, 4 TD).....	1986

SEASON

1. 942	643 rushes, 299 passes, 40 TD.....	2002
2. 938	625 rushes, 313 passes, 57 TD.....	2007
3. 930	626 rushes, 304 passes, 54 TD.....	2003
4. 923	517 rushes, 406 passes, 47 TD.....	2016
5. 916	557 rushes, 359 passes, 52 TD.....	2014
6. 902	588 rushes, 314 passes, 48 TD.....	2021
7. 893	644 rushes, 249 passes, 33 TD.....	1982
8. 886	512 rushes, 374 passes, 62 TD.....	2015
886	421 rushes, 465 passes, 58 TD.....	2010
10. 883	412 rushes, 471 passes, 51 TD.....	2011

TOTAL YARDS

GAME		
1. 859	Pittsburg (Kan.) State (594 rush, 265 pass, 86 plays, 8 TD).....	1936
2. 713	North Texas (446 rush, 267 pass, 80 plays, 8 TD).....	2007
3. 684	Nicholls (495 rush, 189 pass, 54 plays, 10 TD).....	2014
4. 677	at Ole Miss (350 rush, 326 pass, 93 plays, 7 TD).....	2021
5. 661	at Mississippi State (357 rush, 304 pass, 67 plays, 8 TD).....	2016
6. 658	at TCU (296 rush, 362 pass, 83 plays, 7 TD).....	1970
7. 650	South Carolina (541 rush, 109 pass, 69 plays, 7 TD).....	2007
8. 647	Houston (391 rush, 256 pass, TD).....	1989
9. 633	Georgia Southern (269 rush, 364 pass, 73 plays, 6 TD).....	2021
10. 632	New Mexico (259 rush, 373 pass, 81 plays, 6 TD).....	2011

SEASON

1. 6,273	1,935 rushing, 4,338 passing, 58 TD.....	2010
2. 6,051	2,565 rushing, 3,486 passing, 62 TD.....	2015
3. 5,850	3,725 rushing, 2,125 passing, 57 TD.....	2007
4. 5,742	2,961 rushing, 2,781 passing, 48 TD.....	2021
5. 5,695	1,786 rushing, 3,909 passing, 51 TD.....	2011
6. 5,607	3,145 rushing, 2,462 passing, 54 TD.....	2003
7. 5,569	2,135 rushing, 3,434 passing, 47 TD.....	2016
8. 5,555	1,713 rushing, 3,842 passing, 55 TD.....	2009
9. 5,292	3,199 rushing, 2,093 passing, 49 TD.....	2006
10. 5,278	2,834 rushing, 2,444 passing, 52 TD.....	2014

TOTAL YARDS PER GAME

SEASON		
1. 482.5	6,273 in 13 games.....	2010
2. 465.5	6,051 in 13 games.....	2015
3. 450.0	5,850 in 13 games.....	2007
4. 447.8	4,926 in 11 games.....	1989
5. 445.3	4,898 in 11 games.....	1971
6. 441.7	5,742 in 13 games.....	2021
7. 438.1	5,695 in 13 games.....	2011
8. 431.3	5,607 in 13 games.....	2003
9. 428.4	5,564 in 13 games.....	2016
10. 427.3	5,555 in 13 games.....	2009



KNILE DAVIS totalled 1,458 all-purpose yards in 2010 to help the Hogs average a school-record 482.5 yards of total offense, which also ranked second in the SEC and ninth nationally.

TOTAL YARDS PER PLAY

GAME		
1. 12.67	Nicholls (54 for 684 yards).....	2014
2. 10.76	Northwestern (La.) State (49 for 527 yards).....	1947
3. 10.33	Eastern Michigan (57 for 589 yards).....	2009
4. 9.99	Alcorn State (56 for 559 yards).....	2016
9.99	Pittsburg (Kan.) State (86 for 859 yards).....	1936
6. 9.42	South Carolina (69 for 650 yards).....	2007
7. 9.87	at Mississippi State (67 for 661 yards).....	2016
8. 9.10	Troy (61 for 592 yards).....	2009
9. 9.07	UTEP (54 for 490 yards).....	2015
10. 8.95	Tennessee Tech (58 for 519 yards).....	2010

SEASON

1. 7.08	886 for 6,273 yards.....	2010
2. 6.83	886 for 6,051 yards.....	2015
3. 6.66	834 for 5,555 yards.....	2009
4. 6.45	883 for 5,695 yards.....	2011
5. 6.37	902 for 5,742 yards.....	2021
6. 6.29	841 for 5,292 yards.....	2006
7. 6.24	938 for 5,850 yards.....	2007
8. 6.10	826 for 5,042 yards.....	2012
9. 6.03	930 for 5,607 yards.....	2003
10. 6.00	923 for 5,569 yards.....	2016

RUSHING FIRST DOWNS

GAME		
1. 29	TCU.....	1980
2. 24	at Texas Tech.....	2014
24	Oklahoma State.....	1969
4. 23	North Texas State.....	1971
5. 22	Penn State.....	2022
22	Ole Miss.....	2021
22	South Carolina.....	2007
22	at Ole Miss.....	2001
9. 21	Northwestern (La.) State.....	1961
21	at SMU.....	1959

SEASON

1. 183	1989
183	1987
3. 172	1978
4. 165	2007
5. 163	2021
6. 157	1986
157	1985
8. 156	1975
9. 153	1974
10. 152	1971

PASSING FIRST DOWNS

GAME		
1. 24	at Ole Miss.....	2015
2. 21	Mississippi State.....	2015
3. 20	Toledo.....	2015
4. 19	Mississippi State.....	2011
19	Texas A&M.....	2011
19	at Auburn.....	2010
19	Louisiana Monroe.....	2010
19	Troy.....	2009
19	Missouri State.....	2009
10. 18	New Mexico.....	2011

SEASON

1. 173	2010
2. 167	2015
3. 166	2011
4. 150	2016
5. 147	2009
6. 142	2012
7. 134	2008
8. 120	2014
9. 117	2003
10. 111	2019
111	1999

TOTAL FIRST DOWNS

GAME		
1. 38	at Ole Miss.....	2021
2. 37	at TCU.....	1980
3. 35	at Ole Miss.....	2015
4. 34	at Missouri.....	2020
34	New Mexico.....	2011
34	South Florida.....	2002
34	Navy.....	1982
34	at Rice.....	1981
34	Oklahoma State.....	1969
10. 32	at Texas Tech.....	2014
32	Ole Miss.....	2001
32	Wichita State.....	1969

SEASON

1. 305	129 rush, 167 pass, 9 penalty.....	2015
2. 291	105 rush, 173 pass, 13 penalty.....	2010
3. 288	116 rush, 150 pass, 22 penalty.....	2016
288	146 rush, 120 pass, 22 penalty.....	2014
5. 286	163 rush, 104 pass, 19 penalty.....	2021
6. 279	93 rush, 166 pass, 20 penalty.....	2011
7. 273	165 rush, 97 pass, 11 penalty.....	2007
273	142 rush, 117 pass, 14 penalty.....	2003
9. 269	152 rush, 103 pass, 14 penalty.....	1971
10. 261	183 rush, 69 pass, 9 penalty.....	1989



TEAM PUNTS/RETURNS/SCORING RECORDS

TOTAL PUNTS

GAME		
1. 13	Oklahoma State.....	1946
2. 12	TCU (442 for 36.8 average).....	1959
3. 11	at SMU (506 for 46.0 average).....	1965
4. 10	at Auburn (415 for 41.5 average).....	2016
10	at Alabama (402 for 40.2 average).....	2015
10	at Alabama (358 for 35.8 average).....	2009
10	UNLV (434 for 43.4 average).....	2001
10	at Texas A&M (379 for 37.9 average).....	1987
10	Texas Tech (495 for 49.5 average).....	1986
10	at Rice (349 for 34.9 average).....	1963
10	Tulsa (301 for 30.1 average).....	1961
10	Texas (350 for 35.0 average).....	1959
10	at Baylor (330 for 33.0 average).....	1955

SEASON		
1. 76	40.5 average.....	1992
2. 74	36.9 average.....	2002
3. 73	37.5 average.....	1955
4. 70	36.7 average.....	1957
5. 69	40.3 average.....	1996
6. 68	37.5 average.....	2018
68	42.2 average.....	1991
68	36.8 average.....	1958
68	37.9 average.....	1949
10. 67	42.5 average.....	2001
67	41.7 average.....	2000
67	38.1 average.....	1950

PUNTING YARDS

GAME		
1. 506	SMU (11 punts).....	1965
2. 495	Texas Tech (10 punts).....	1986
3. 442	TCU (12 punts).....	1959
4. 434	UNLV (10 punts).....	2001
5. 419	Texas A&M (8 punts).....	1976
6. 415	at Auburn (10 punts).....	2016
7. 402	at Alabama (10 punts).....	2015
8. 401	Houston (8 punts).....	1983
9. 389	Alabama (8 punts).....	2002
10. 387	at Baylor (9 punts).....	1986

SEASON		
1. 3,075	76 for 40.5 average.....	1992
2. 2,867	68 for 42.2 average.....	1991
3. 2,848	67 for 42.5 average.....	2001
4. 2,801	65 for 43.1 average.....	1976
5. 2,793	67 for 41.7 average.....	2000
6. 2,791	64 for 43.6 average.....	1983
7. 2,777	69 for 40.3 average.....	1996
8. 2,737	73 for 37.5 average.....	1955
9. 2,729	74 for 36.9 average.....	2002
10. 2,626	59 for 44.5 average.....	1949

PUNTING AVERAGE

GAME		
1. 61.0	at Texas (3 punts).....	1980
2. 59.0	at Baylor (2 punts).....	1988
3. 58.3	Tulsa (3 punts).....	2012
4. 54.0	Texas A&M (1 punt).....	1959
5. 53.5	South Carolina (4 punts).....	2013
6. 52.8	Alabama (4 punts).....	2016
7. 52.5	at TCU (2 punts).....	1985
8. 52.4	Texas A&M (8 punts).....	1976
9. 52.3	at Rice (3 punts).....	1977
10. 52.0	Texas A&M (1 punt).....	1959

SEASON		
1. 46.2	54 for 2,493 yards.....	1986
2. 45.3	53 for 2,400 yards.....	2001
3. 44.9	51 for 2,234 yards.....	1984
4. 44.7	54 for 2,416 yards.....	2012
5. 44.5	59 for 2,626 yards.....	2016
6. 44.3	48 for 2,127 yards.....	1977
7. 43.6	64 for 2,791 yards.....	1983
8. 43.3	54 for 2,340 yards.....	1980
9. 43.1	65 for 2,801 yards.....	1976
10. 43.0	37 for 1,590 yards.....	1975

TOTAL PUNT RETURNS

GAME		
1. 9	North Texas (165 yards).....	1971
9	Rice (89 yards).....	1964
3. 8	Missouri State (188 yards).....	2011
8	at Ole Miss (53 yards).....	1985
8	at Texas Tech (130 yards).....	1979
8	TCU (107 yards).....	1967
8	Tulsa (137 yards).....	1961
8. 7	Baylor (110 yards).....	1970
7	Wichita State (159 yards).....	1969
7	TCU (59 yards).....	1968
7	Oklahoma State (33 yards).....	1967
7	Tulsa (95 yards).....	1957

SEASON		
1. 45	700 yards.....	1950
2. 44	544 yards.....	1985
3. 43	319 yards.....	1982
43	423 yards.....	1957
5. 41	300 yards.....	1992
6. 40	305 yards.....	1977
7. 37	439 yards.....	2002
37	433 yards.....	1967
9. 36	247 yards.....	1994
36	291 yards.....	1979

PUNT RETURN YARDAGE

GAME		
1. 188	Missouri State (8 returns).....	2011
2. 165	North Texas (9 returns).....	1971
3. 159	Wichita State (7 returns).....	1969
4. 144	Ole Miss (4 returns).....	2010
5. 141	UAPB (5 returns).....	2021
6. 137	Tulsa (8 returns).....	1961
7. 127	at Kentucky (5 returns).....	2003
8. 110	Baylor (7 returns).....	1970
9. 107	TCU (8 returns).....	1967
10. 95	Tulsa (7 returns).....	1957

SEASON		
1. 700	45 returns.....	1950
2. 544	44 returns.....	1985
3. 536	27 returns.....	1948
4. 534	32 returns.....	1964
5. 463	33 returns.....	1962
6. 441	34 returns.....	2003
7. 439	37 returns.....	2002
8. 433	37 returns.....	1967
9. 423	43 returns.....	1957
10. 421	26 returns.....	1963

PUNT RETURN AVERAGE

SEASON		
1. 19.85	27 for 536 yards.....	1948
2. 16.69	32 for 534 yards.....	1964
3. 16.19	26 for 421 yards.....	1963
4. 15.96	25 for 399 yards.....	1955
5. 15.56	45 for 700 yards.....	1950
6. 15.55	20 for 311 yards.....	2010
7. 15.00	27 for 405 yards.....	1966
8. 14.75	28 for 413 yards.....	1960
9. 14.03	33 for 463 yards.....	1962
10. 13.67	12 for 164 yards.....	1954

TOTAL KICKOFF RETURNS

GAME		
1. 10	at Auburn (179 yards).....	2010
2. 8	Alabama (184 yards).....	2008
8	at LSU (103 yards).....	2003
8	Minnesota (128 yards).....	2002
8	at Tennessee (161 yards).....	2000
8	at Tulsa (222 yards).....	1952
7. 7	at Ole Miss (156 yards).....	2017
7	at Alabama (129 yards).....	2013
7	at Mississippi State (108 yards).....	2012
7	LSU (109 yards).....	2008
7	Missouri (168 yards).....	2007
7	at Tennessee (117 yards).....	2007
7	at Georgia (125 yards).....	2001
7	Boise State (135 yards).....	2000

SEASON		
1. 54	1,047 yards.....	2010
54	1,283 yards.....	2009
3. 53	1,004 yards.....	1990
4. 52	1,104 yards.....	2008
5. 51	1,125 yards.....	2007
6. 45	957 yards.....	2017
7. 44	872 yards.....	1952
8. 42	974 yards.....	2011
42	872 yards.....	2002
10. 41	867 yards.....	2001
41	688 yards.....	1987

KICKOFF RETURN YARDAGE

GAME		
1. 222	at Tulsa (8 returns).....	1952
2. 200	Hardin-Simmons (2 returns).....	1958
3. 197	Alabama (6 returns).....	2002
4. 194	Stanford (6 returns).....	1970
5. 184	Alabama (8 returns).....	2008
184	Southern California (6 returns).....	2005
7. 179	at Auburn (10 returns).....	2010
8. 178	South Carolina (4 returns).....	2011
9. 168	Missouri (7 returns).....	2007
10. 163	Troy (4 returns).....	2007

SEASON		
1. 1,283	54 returns.....	2009
2. 1,125	51 returns.....	2007
3. 1,104	52 returns.....	2008
4. 1,047	54 returns.....	2010
5. 1,004	53 returns.....	1990
6. 974	42 returns.....	2011
7. 965	33 returns.....	2005
8. 957	45 returns.....	2017
9. 921	37 returns.....	2006
10. 872	42 returns.....	2002
872	44 returns.....	1952

KICKOFF RETURN AVERAGE

SEASON		
1. 29.20	33 for 965 yards.....	2005
2. 25.70	24 for 617 yards.....	2014
3. 25.48	29 for 739 yards.....	1992
4. 24.89	37 for 921 yards.....	2006
5. 24.74	19 for 470 yards.....	1962
6. 23.75	54 for 1,283 yards.....	2009
7. 23.19	42 for 974 yards.....	2011
8. 23.04	23 for 530 yards.....	2018
9. 23.00	26 for 598 yards.....	1986
10. 22.29	24 for 535 yards.....	1980

TOTAL POINTS

GAME		
1. 100	Southwest Missouri State (100-0).....	1911
2. 82	Oklahoma Mines (82-0).....	1916
3. 73	Nicholls (73-7).....	2014
73	Texas Southwestern (73-0).....	1928
5. 72	Ouachita College (72-0).....	1908
6. 71	at Kentucky (71-63 70T).....	2003
7. 66	North Texas (66-7).....	2007
8. 65	Drury College (65-6).....	1911
9. 64	Northwestern (La.) State (64-0).....	1947
10. 63	UT Martin (63-28).....	2015
63	Eastern Michigan (63-27).....	2009
63	Southeast Missouri State (63-7).....	2006
63	New Mexico State (63-13).....	2004
63	Pacific (63-14).....	1988
63	Hendrix (63-0).....	1933
63	Henderson State (63-0).....	1910

SEASON		
1. 485	13 games.....	2007
2. 478	13 games.....	2011
3. 474	13 games.....	2010
4. 468	13 games.....	2009
5. 467	13 games.....	2015
6. 436	13 games.....	2003
7. 415	13 games.....	2014
8. 404	14 games.....	2006
9. 402	13 games.....	2021
402	11 games.....	1970

POINTS PER GAME

SEASON		
1. 37.3	485 in 13 games.....	2007
2. 36.8	478 in 13 games.....	2011
3. 36.5	474 in 13 games.....	2010
36.5	402 in 11 games.....	1970
5. 36.0	468 in 13 games.....	2009
6. 35.9	467 in 13 games.....	2015
7. 33.5	436 in 13 games.....	2003
8. 32.6	261 in 8 games.....	1916
9. 32.5	390 in 12 games.....	1998
10. 32.4	389 in 12 games.....	1977

TOTAL TOUCHDOWNS

GAME		
1. 12	Oklahoma Mines.....	1916
2. 10	Nicholls (6 rush, 4 pass).....	2014
10	Northwestern (La.) State (9 rush, 1 pass).....	1947
4. 9	UT Martin (6 rush, 3 pass).....	2015
9	New Mexico St. (5 rush, 3 pass, 1 blk punt).....	2004
9	at Kentucky (5 rush, 3 pass, 1 blk punt).....	2003
9	North Texas (7 rush, 2 pass).....	1971
8. 8	at Mississippi State (5 rush, 3 pass).....	2016
8	Troy (3 rush, 5 pass).....	2009
8	Eastern Michigan (4 rush, 3 pass, 1 blk punt).....	2009
8	North Texas (5 rush, 3 pass).....	2007
8	Southeast Missouri St. (5 rush, 3 pass).....	2006
8	Pittsburg (Kan.) St. (2 rush, 6 pass).....	1936
8	North Texas (7 rush, 1 pass).....	1965
8	Wichita State (3 rush, 3 pass, 1 INT ret., 1 punt ret.).....	1970

SEASON		
1. 62	2015
62	2007
3. 60	2010
60	2009
5. 59	2011
6. 56	2014
56	2003
8. 55	2006
9. 53	1970
10. 51	2016

FIELD GOALS

SEASON		
1. 24	1988
2. 21	2011
3. 20	2021
20	1989
5. 19	2018
19	1981
19	1979
19	1977
9. 18	2002
10. 17	2007
17	1998
17	1992

PATS

SEASON		
1. 58	2015
58	2009
58	2007
4. 56	2010
5. 55	2011
6. 52	2014
7. 50	2006
50	2003
50	1970
10. 47	2021



TEAM MISCELLANEOUS RECORDS

TOTAL PENALTIES

GAME		
1. 17	Air Force (144 yards).....	1975
2. 15	Tulsa (120 yards).....	1963
15	Texas Tech (142 yards).....	1957
4. 14	Texas A&M (112 yards).....	2011
14	at Georgia (97 yards).....	2001
14	at Texas A&M (100 yards).....	1964
7. 13	at Georgia (101 yards).....	2021
13	Rice (117 yards).....	2021
13	Vanderbilt (130 yards).....	2010
13	Texas A&M (108 yards).....	2010
13	at Kentucky (102 yards).....	2008
13	Troy (112 yards).....	2002
13	Utah State (112 yards).....	1976
13	Oklahoma State (155 yards).....	1956

TOTAL PENALTY YARDS

GAME		
1. 155	Oklahoma State (13).....	1956
2. 144	Air Force (17).....	1975
3. 142	Texas Tech (15).....	1957
4. 132	at TCU (12).....	1974
5. 130	Vanderbilt (13).....	2010
6. 123	Wisconsin (12).....	2006
7. 120	Tulsa (15).....	1963
8. 119	TCU (12).....	1971
9. 117	Rice (13).....	2021
117	at Texas A&M (11).....	1974

HOGS BY THE NUMBERS

GAMES PLAYED: 1,294 in 128 seasons

GAMES WON: 729

GAMES LOST: 525

GAMES TIED: 40

FAYETTEVILLE: 317-141-10 (.688)

LITTLE ROCK: 169-68-5 (.709)

DONALD W. REYNOLDS RAZORBACK STADIUM:
199-108-2 (.649)

WAR MEMORIAL STADIUM: 152-61-4 (.710)

AT&T STADIUM: 5-6 (.455)

HOME: 493-214-15 (.693)*

ROAD: 196-251-22 (.441)

NEUTRAL: 40-60-6 (.406)

OVERTIME GAMES: 13-7 (.650)

SEC RECORD: 98-142-2 (.409)

FINAL SOUTHWEST CONFERENCE RECORD:
249-195-16 (.559)

NATIONAL CHAMPIONSHIPS:

1; 1964 (FWAA and Helms Athletic Foundation)

SWC CHAMPIONSHIPS: 13; 1936, 1946, 1954, 1959, 1960, 1961,
1964, 1965, 1968, 1975, 1979, 1988, 1989

SEC WESTERN DIVISION CHAMPIONSHIPS:
4; 1995, 1998, 2002, 2006

LONGEST WINNING STREAK: 22, 1963-65

LONGEST STRING OF GAMES WITHOUT DEFEAT: 22, 1963-65

UNDEFEATED SEASONS: 2; 1909, 1964

UNTIED, UNBEATEN SEASONS: 2; 1909, 1964

UNDEFEATED SWC SEASONS: 4; 1920, 1964, 1965, 1988

UNTIED, UNBEATEN SWC SEASONS: 3; 1964, 1965, 1988

MOST VICTORIES IN ONE SEASON: 11; 1964, 1977, 2011

HIGHEST GAME SCORE BY ARKANSAS: 100 (SMS, 1911)

HIGHEST GAME SCORE BY OPPONENT: 103 (Oklahoma, 1918)

LARGEST VICTORY MARGIN: 100 (100-0, SMS, 1911)

LARGEST DEFEAT MARGIN: 103 (103-0, Oklahoma, 1918)

MOST TEAMS HELD SCORELESS BY ARKANSAS: 6, 1923

FEWEST GAMES PLAYED BY ARKANSAS: 1, 1895

MOST GAMES PLAYED BY ARKANSAS: 14, 2002, 2006

CONSECUTIVE GAMES SCORING STREAK: 188, 1995-2012

CONSECUTIVE PASSES WITHOUT AN INTERCEPTION:
182, Ole Miss-Penn State, 2021

SHUTOUTS: Arkansas has 206 shutouts in 128 seasons

**Arkansas' home record also includes a 6-3-1 mark in games played in Fort Smith, Ark. and a 1-0 mark in games played in Texarkana, Ark.*



Behind quarterback **BRANDON ALLEN**, Arkansas set a program record with four 50-point scoring performances in 2015, including a record three in SEC play. In the four games against Auburn (54), UT Martin (63), Ole Miss (53) and Mississippi State (50), Allen went a combined 96-of-138 for 1,346 yards and 18 touchdowns through the air.



TEAM RUSHING DEFENSE RECORDS

RUSHING ATTEMPTS

GAME		
1. 14	New Mexico State (11 yards).....	2017
14	Florida (12 yards).....	2016
3. 15	at South Carolina (51 yards).....	2006
15	South Florida (48 yards).....	2002
15	Auburn (91 yards).....	1995
6. 16	at LSU (260 yards).....	2019
16	at Texas A&M (32 yards).....	1966
8. 17	Baylor (89 yards).....	1964
17	Missouri School of Mines (32 yards).....	1943
10. 18	Texas (2 yards).....	2014
18	at Rice (15 yards).....	1981
18	North Texas (14 yards).....	1965

SEASON

1. 355	(765 yards).....	1965
2. 377	(1,294 yards).....	1989
3. 382	(907 yards).....	1962
4. 388	(997 yards).....	1966
5. 390	(1,050 yards).....	1998
6. 392	(1,136 yards).....	1999
7. 393	(1,198 yards).....	1987
8. 394	(1,010 yards).....	1988
9. 400	(970 yards).....	1964
10. 403	(1,514 yards).....	2015
403	(1,879 yards).....	2005
403	(1,441 yards).....	1986

RUSHING YARDS

GAME		
1. -27	Texas (25 rushes).....	1999
2. -25	at Texas Tech (39 rushes).....	1981
3. -23	Tulsa (35 rushes).....	1973
4. -20	Pittsburg (Kan.) State (42 rushes).....	1936
5. -19	Oklahoma State (22 rushes).....	1969
6. -15	at Texas A&M (46 rushes).....	1970
7. -9	SMU (22 rushes).....	1950
8. -5	Wisconsin (28 rushes).....	2006
9. -2	Northwestern (La.) State (23 rushes).....	1947
10. 2	Texas (18 rushes).....	2014

SEASON

1. 756	355 rushes.....	1965
2. 907	382 rushes.....	1962
3. 970	400 rushes.....	1964
4. 997	388 rushes.....	1966
5. 1,010	394 rushes.....	1988
6. 1,050	390 rushes.....	1998
7. 1,064	420 rushes.....	1982
8. 1,131	342 rushes.....	1996
9. 1,136	392 rushes.....	1999
10. 1,145	428 rushes.....	1961

RUSHING YARDS PER GAME

SEASON		
1. 75.6	756 yards in 10 games.....	1965
2. 90.7	907 yards in 10 games.....	1962
3. 91.8	1,010 yards in 11 games.....	1988
4. 95.5	1,050 yards in 11 games.....	1998
5. 96.7	1,064 yards in 11 games.....	1982
6. 97.0	970 yards in 10 games.....	1964
7. 99.7	997 yards in 10 games.....	1966
8. 99.8	1,198 yards in 12 games.....	1987
9. 102.8	1,131 yards in 11 games.....	1996
10. 103.3	1,136 yards in 11 games.....	1999



THE RAZORBACK DEFENSE moved into the record books following Arkansas' 31-7 Texas Bowl win over Texas in 2014. The Razorbacks allowed just two rushing yards against the Longhorns, the 10th-best performance in school history. The 0.11 yards per rush allowed also cracked the top 10.

YARDS PER RUSH

GAME		
1. -1.08	Texas, (25 for -27 yards).....	1999
2. -0.86	Oklahoma State (22 for -19 yards).....	1969
3. -0.66	Tulsa (35 for -23 yards).....	1973
4. -0.64	at Texas Tech (39 for -25 yards).....	1981
5. -0.48	Pittsburg (Kan.) State (42 for -20 yards).....	1936
6. -0.41	SMU (22 for -9 yards).....	1950
7. -0.33	Texas A&M (46 for -15 yards).....	1970
8. -0.18	Wisconsin (28 for -5 yards).....	2006
9. -0.09	Northwestern (La.) State (23 for -2 yards).....	1947
10. 0.11	Texas (18 for 2 yards).....	2014

SEASON

1. 2.13	355 for 756 yards.....	1965
2. 2.37	382 for 907 yards.....	1962
3. 2.43	400 for 970 yards.....	1964
4. 2.53	420 for 1,064 yards.....	1982
5. 2.56	394 for 1,010 yards.....	1988
6. 2.57	388 for 997 yards.....	1966
7. 2.66	461 for 1,226 yards.....	1951
8. 2.67	468 for 1,250 yards.....	1978
9. 2.68	428 for 1,145 yards.....	1961
10. 2.69	390 for 1,050 yards.....	1998



TEAM PASSING DEFENSE RECORDS

PASS ATTEMPTS

GAME		
1. 1	at Rice (1 comp).....	1961
2. 3	at Texas (1 comp).....	1976
3	at Texas (1 comp).....	1972
4. 4	at SMU (0 comp).....	1975
5. 5	at TCU (3 comp).....	1979
5	at Texas (3 comp).....	1970
5	Oklahoma State (0 comp).....	1953
8. 6	Texas A&M (5 comp).....	1976
6	at Oklahoma State (3 comp).....	1975
6	at Texas A&M (3 comp).....	1960
6	TCU (4 comp).....	1955

SEASON

1. 121	57 completions.....	1961
121	54 completions.....	1960
3. 122	48 completions.....	1954
4. 144	70 completions.....	1957
144	73 completions.....	1953
6. 149	58 completions.....	1955
7. 161	72 completions.....	1948
8. 162	61 completions.....	1950
9. 163	79 completions.....	1947
10. 164	84 completions.....	1959

PASS COMPLETIONS

GAME		
1. 0	at SMU (4 attempts).....	1975
0	Oklahoma State (5 attempts).....	1960
0	at Texas A&M (8 attempts).....	1956
0	Ole Miss (8 attempts).....	1956
0	Oklahoma State (7 attempts).....	1953
0	at Rice (8 attempts).....	1943

SEASON

1. 48	122 attempts.....	1954
2. 54	121 attempts.....	1960
3. 57	121 attempts.....	1961
4. 58	149 attempts.....	1955
5. 61	162 attempts.....	1950
6. 70	144 attempts.....	1957
7. 72	161 attempts.....	1948
8. 73	144 attempts.....	1953
9. 75	192 attempts.....	1974
10. 77	166 attempts.....	1964

COMPLETION PERCENTAGE

SEASON		
1. .377	61 of 162.....	1950
2. .389	58 of 149.....	1955
3. .391	75 of 192.....	1974
4. .393	48 of 122.....	1954
5. .415	98 of 236.....	1949
6. .430	80 of 156.....	1951
7. .432	98 of 227.....	1977
8. .441	87 of 197.....	1975
9. .446	54 of 121.....	1960
10. .447	72 of 161.....	1948

PASSING YARDS

GAME		
1. 0	at SMU (0-for-4).....	1975
0	Oklahoma State (0-for-7).....	1960
0	at Texas A&M (0-for-8).....	1956
0	Ole Miss (0-for-8).....	1956
0	Oklahoma State (0-for-5).....	1953
0	Northwestern (La.) State.....	1947
0	at Rice (0-for-8).....	1943
8. 3	Pittsburg (Kan.) State (1-for-14).....	1936
9. 6	Houston (1-for-13).....	1977
6	at Rice (1-for-1).....	1961



BROOKS ELLIS was one of four Razorbacks to return an interception for a touchdown in 2016, good for the program's most INTs for TDs dating back to at least 1985.

SEASON

1. 538	48 for 122.....	1954
2. 629	57 for 121.....	1961
3. 641	54 for 121.....	1960
4. 797	58 for 148.....	1955
5. 835	77 for 166.....	1964
6. 839	72 for 161.....	1948
7. 866	79 for 163.....	1947
8. 949	84 for 164.....	1959
9. 958	73 for 144.....	1953
10. 964	87 for 185.....	1956

PASSING TOUCHDOWNS

SEASON		
1. 1.	1977
2. 2.	1973
3. 3.	1975
3	1969
3	1964
3	1960
3	1959
8. 4.	1982
4	1979
4	1966

MOST INTERCEPTIONS

GAME		
1. 9	SMU.....	1970
2. 8	at SMU.....	1951
3. 7	at Texas Tech.....	1968
7	Rice.....	1966
5. 6	Ole Miss.....	2020
6	Mississippi State.....	2003
6	at Baylor.....	1965
6	at TCU.....	1964
6	Tulsa.....	1963
9. 5	Florida International.....	2007
5	Louisiana Monroe.....	2006
5	Wichita State.....	1970
5	Texas Tech.....	1969
5	Texas.....	1955
5	at Rice.....	1949

INTERCEPTION RETURN YARDS

GAME		
1. 136	Ole Miss (3 returns).....	2014
2. 129	at Mississippi State (2 returns).....	2006
3. 114	Tulsa (6 returns).....	1963
4. 109	at Texas (2 returns).....	1956
5. 105	at Auburn (2 returns).....	2001
6. 100	North Texas (2 returns).....	2007
7. 94	SMU (9 returns).....	1970



TEAM DEFENSE RECORDS

FEWEST TOTAL PLAYS

GAME		
1. 24	Northwestern (La.) State	1947
2. 39	at Rice	1981
39	at Rice	1961
4. 40	Kentucky	2012
40	Baylor	1964
40	Abilene Christian	1948
7. 41	Tulsa	1961
8. 42	Missouri State	2000
42	at TCU	1964
42	Texas Tech	1959

SEASON

1. 549	428 rush, 121 pass	1961
2. 553	432 rush, 121 pass	1960
3. 566	400 rush, 166 pass	1964
4. 581	382 rush, 199 pass	1962
5. 592	431 rush, 161 pass	1948
6. 610	446 rush, 164 pass	1959
7. 616	421 rush, 195 pass	1963
8. 645	496 rush, 149 pass	1955
9. 646	355 rush, 291 pass	1965
10. 647	461 rush, 186 pass	1951

FEWEST TOTAL YARDS

GAME		
1. -17	Pittsburg (Kan.) State (-20 rushing, 3 passing)	1936
2. -2	Northwestern (La.) State (-2 rushing, 0 passing)	1947
3. 40	Abilene Christian (26 rushing, 14 passing)	1948
4. 59	Texas (2 rushing, 57 passing)	2014
5. 64	Northwestern (La.) State (32 rushing, 32 passing)	1946
6. 65	TCU (28 rushing, 37 passing)	1982
7. 74	Northwestern (La.) State (52 rushing, 22 passing)	1961
8. 77	at Rice (71 rushing, 6 passing)	1961
9. 78	Oklahoma State (-19 rushing, 97 passing)	1969
10. 83	Tulsa (62 rushing, 21 passing)	1961

SEASON

1. 1,774	1,145 rushing, 629 passing	1961
2. 1,805	970 rushing, 835 passing	1964
3. 1,971	1,330 rushing, 641 passing	1960
4. 2,001	907 rushing, 1,094 passing	1962
5. 2,136	1,297 rushing, 839 passing	1948
6. 2,209	1,177 rushing, 1,032 passing	1963
7. 2,417	1,468 rushing, 949 passing	1959
8. 2,418	1,226 rushing, 1,192 passing	1951
9. 2,456	756 rushing, 1,700 passing	1965
10. 2,504	997 rushing, 1,507 passing	1966

FEWEST YARDS PER GAME

SEASON		
1. 177.4	1,774 in 10 games	1961
2. 180.5	1,805 in 10 games	1964
3. 197.1	1,971 in 10 games	1960
4. 200.1	2,001 in 10 games	1962
5. 213.6	2,136 in 10 games	1948
6. 220.9	2,209 in 10 games	1963
7. 241.7	2,417 in 10 games	1959
8. 241.8	2,418 in 10 games	1951
9. 244.1	2,441 in 11 games	1978
10. 245.6	2,456 in 10 games	1965

RUSHING FIRST DOWNS ALLOWED

GAME		
1. 0	Northwestern (La.) State	1947
2. 1	Rice	2021
1	Florida	2016
1	Texas	2014
1	Wisconsin	2006
1	Southeast Missouri State	2006
1	Tulsa	1966
1	Texas A&M	1965
1	at TCU	1964
1	Texas A&M	1963
10. 2	New Mexico State	2017
2	Kansas State	2015
2	Louisiana Monroe	2008
2	at Ole Miss	2005
2	at Georgia	2005
2	at Mississippi State	2000
2	Southwest Missouri State	2000
2	TCU	1982
2	North Texas	1965
2	at Baylor	1965
2	Tulsa	1965

SEASON

1. 53	1965
2. 56	1962
3. 60	1964
60	1951
5. 65	1985
6. 66	1988
7. 68	1963
68	1961
68	1948

PASSING FIRST DOWNS ALLOWED

GAME		
1. 0	Chattanooga	2007
0	Tulsa	1981
0	Houston	1977
0	at SMU	1975
0	Rice	1964
0	Oklahoma State	1961
0	Rice	1960
0	Oklahoma State	1960
0	Texas A&M	1956
0	Ole Miss	1956
0	Oklahoma State	1953
0	Northwestern (La.) State	1947
0	Rice	1943

TOTAL FIRST DOWNS ALLOWED

GAME		
1. 0	Northwestern (La.) State	1947
2. 2	TCU	1982
3. 4	at Rice	1981
4. 5	at Texas A&M	1962
5	at Rice	1961
5	at Northwestern (La.) State	1961
5	Tulsa	1961

SEASON

1. 104	60 rush, 38 pass, 6 penalty	1951
2. 106	68 rush, 32 pass, 6 penalty	1961
3. 114	68 rush, 41 pass, 5 penalty	1948
4. 117	60 rush, 43 pass, 14 penalty	1964
5. 121	56 rush, 56 pass, 9 penalty	1962
6. 122	81 rush, 32 pass, 9 penalty	1960
122	86 rush, 28 pass, 8 penalty	1950
8. 129	68 rush, 50 pass, 10 penalty	1963
9. 135	61 rush, 68 pass, 6 penalty	1982
135	NA rush, 46 pass, NA penalty	1947

POINTS ALLOWED

GAME	
1. 0	206 times (Most recent: Tulsa, 2018)

SEASON

1. 61	11 games	1933
2. 64	11 games	1964
3. 69	10 games	1924
4. 73	10 games	1966
5. 76	10 games	1934
6. 87	11 games	1960
87	10 games	1936
8. 88	10 games	1926
9. 89	10 games	1937
10. 92	11 games	1946

MOST SACKS

SEASON		
1. 40	308	1998
2. 39	N/A	1988
3. 37	229	2010
37	262	2006
37	287	1995
6. 33	248	2005
33	249	1994
33	248	1989
33	N/A	1985
10. 31	224	1999
31	200	1992

MOST TACKLES FOR LOSS

SEASON		
1. 103	491	1998
2. 95	378	2010
95	470	2006
4. 91	389	1999
91	393	1978
6. 89	262	2001
7. 87	348	2002
8. 86	373	2007
86	405	2005
10. 85	339	2009
85	247	2003



OFFENSIVE STATISTICS

Bowl game statistics not counted from 1947-2001. Bowl game statistics included from 2002-present.

YEAR	G	1ST DN	RUSH ATT	RUSH YDS	RUSH TD	PASS CMP	PASS ATT	PASS YDS	CMP PCT	PASS TD	INT	TOT OFF	TOT PTS	PUNT	PUNT AVG
1947	10	102	-	1,733	-	53	111	818	477	-	-	2,551	191	-	35.8
1948	10	112	441	1,994	25	48	102	784	471	9	10	2,778	227	66	38.4
1949	10	117	473	2,076	19	53	133	649	398	6	18	2,725	167	68	37.9
1950	10	145	487	1,776	18	91	226	1,170	403	5	26	2,946	156	67	38.1
1951	10	144	527	1,842	17	86	210	1,105	410	8	21	2,947	178	64	37.1
1952	10	148	474	1,589	16	91	226	1,228	403	8	22	2,817	166	57	37.2
1953	10	127	366	1,149	8	91	186	1,233	489	9	13	2,382	116	59	37.1
1954	10	120	397	1,585	20	62	118	875	525	8	10	2,460	189	60	39.7
1955	10	117	474	1,854	14	42	89	531	472	4	8	2,385	126	73	37.5
1956	10	137	498	2,343	22	28	78	381	359	2	8	2,724	160	52	37.1
1957	10	146	504	2,046	22	63	112	1,058	563	6	6	3,104	187	70	36.7
1958	10	121	454	1,814	19	46	117	562	393	3	10	2,376	147	68	36.8
1959	10	148	512	2,106	17	45	90	532	500	4	13	2,638	149	53	36.6
1960	10	147	506	1,670	12	53	126	968	421	12	9	2,638	179	58	33.9
1961	10	164	535	2,189	17	49	113	726	434	8	10	2,915	180	49	36.0
1962	10	190	570	2,412	28	81	147	1,158	551	11	7	3,570	286	45	35.2
1963	10	140	464	1,457	19	71	170	980	418	7	10	2,485	179	60	37.4
1964	10	151	517	1,913	23	65	127	826	512	6	8	2,739	221	51	36.1
1965	10	191	515	2,262	34	89	176	1,341	506	10	8	3,603	324	57	40.5
1966	10	156	469	1,677	22	80	159	1,160	503	8	7	3,837	218	53	39.6
1967	10	168	473	1,546	16	116	202	1,589	574	11	14	3,135	200	64	35.1
1968	10	220	518	1,982	30	138	248	1,720	556	13	10	3,702	334	55	39.9
1969	11	237	560	2,122	33	145	272	1,927	533	12	7	4,049	353	52	37.5
1970	11	240	571	2,116	35	160	284	2,448	563	15	15	4,564	402	40	36.5
1971	11	269	582	2,571	32	170	293	2,327	580	11	16	4,898	343	46	34.0
1972	11	216	544	2,033	20	128	273	1,665	469	9	17	3,698	228	62	35.1
1973	11	173	586	2,206	14	82	165	1,029	497	3	13	3,235	124	63	36.7
1974	11	186	674	2,898	31	40	96	619	417	6	5	3,517	285	54	39.4
1975	11	216	659	3,523	33	53	116	837	457	5	9	4,360	305	37	43.0
1976	11	156	585	2,364	22	38	104	666	365	3	8	3,030	220	65	43.1
1977	11	213	604	3,011	30	98	194	1,531	505	13	12	4,542	358	48	44.3
1978	11	241	677	3,119	34	85	157	1,148	541	6	9	4,267	326	55	40.4
1979	11	210	586	2,428	17	122	191	1,563	639	11	9	3,991	275	55	40.8
1980	11	192	592	2,318	20	109	201	1,377	542	7	11	3,695	238	54	43.3
1981	11	225	597	2,553	20	132	249	1,664	530	11	13	4,217	298	64	38.7
1982	11	236	644	2,348	22	116	249	1,837	466	11	16	4,185	275	61	41.0
1983	11	199	518	1,506	13	141	260	1,844	542	9	9	3,350	204	64	43.6
1984	11	210	640	2,420	20	117	211	1,686	555	11	15	4,106	253	51	43.8
1985	11	209	685	2,922	29	61	120	1,118	508	7	4	4,040	305	54	42.6
1986	11	221	668	2,721	30	78	130	1,226	600	7	2	3,947	303	54	46.2
1987	12	240	753	3,196	31	72	126	940	571	3	7	4,136	283	60	39.3
1988	11	226	631	2,714	31	90	180	1,566	500	5	5	4,280	346	53	41.6
1989	11	261	680	3,456	34	91	164	1,470	555	7	11	4,926	358	38	37.1
1990	11	234	553	2,112	14	124	245	1,958	506	18	10	4,070	263	60	36.5
1991	11	176	538	2,029	6	83	201	1,016	413	8	12	3,045	160	68	42.2
1992	11	145	415	1,131	7	148	302	1,528	490	6	12	2,659	172	76	40.5
1993	11	200	498	2,123	14	114	233	1,354	489	6	10	3,477	165	56	37.7
1994	11	197	513	1,866	12	132	249	1,796	530	14	10	3,662	212	56	39.1
1995	12	224	546	1,855	20	183	300	2,206	610	12	11	4,061	274	59	39.6
1996	11	193	486	1,695	15	127	263	1,572	483	6	15	3,267	174	69	40.3
1997	11	168	344	622	7	177	370	2,381	478	12	15	3,003	181	71	41.3
1998	11	223	431	1,665	18	170	321	2,668	530	26	8	4,333	359	50	38.1
1999	11	201	363	1,491	16	204	371	2,576	550	21	13	4,067	326	51	39.3
2000	11	198	425	1,653	18	178	352	1,916	506	14	15	3,569	264	67	41.7
2001	11	198	494	1,950	23	133	268	1,613	496	10	11	3,563	291	67	42.5
2002	14	255	643	3,065	22	148	299	1,885	495	18	13	4,950	370	74	36.9
2003	13	273	626	3,145	34	167	304	2,462	549	20	9	5,607	436	54	39.3
2004	11	216	467	2,061	22	162	286	2,316	566	19	13	4,377	328	54	37.8
2005	11	208	481	2,386	19	150	280	1,581	536	13	12	3,967	283	50	41.8
2006	14	250	539	3,199	26	154	302	2,093	510	23	18	5,292	404	63	36.9
2007	13	273	625	3,725	33	179	313	2,125	572	24	11	5,850	485	61	40.0
2008	12	232	378	1,362	13	253	443	3,115	571	19	18	4,477	263	58	42.6
2009	13	254	395	1,713	23	247	439	3,842	563	32	9	5,555	468	65	37.8
2010	13	291	421	1,935	22	301	465	4,338	647	36	15	6,273	474	54	41.8
2011	13	279	412	1,786	25	299	471	3,909	635	26	7	5,695	478	53	45.3
2012	12	253	367	1,424	12	272	459	3,618	593	23	16	5,042	282	54	44.7
2013	12	222	474	2,504	14	150	301	1,783	498	15	11	4,286	248	53	44.5
2014	13	288	557	2,834	31	199	359	2,444	554	21	6	5,278	415	59	40.1
2015	13	305	512	2,565	31	246	374	3,486	658	31	8	6,051	467	44	40.3
2016	13	288	517	2,135	21	247	406	3,434	608	26	15	5,569	394	59	44.5
2017	12	238	462	2,016	24	192	340	2,465	565	18	9	4,481	345	59	38.6
2018	12	219	440	1,721	11	202	370	2,307	546	17	18	4,028	260	68	37.5
2019	12	219	376	1,766	14	202	407	2,315	496	14	15	4,081	257	59	39.3
2020	10	207	394	1,513	11	183	284	2,402	644	20	6	3,915	257	62	42.1
2021	13	286	588	2,961	26	205	314	2,781	653	22	5	5,742	402	61	41.8

Bold indicates all-time best



DEFENSIVE STATISTICS

Bowl game statistics not counted from 1947-2001. Bowl game statistics included from 2002-present.

YEAR	G	1ST DN	RUSH ATT	RUSH YDS	RUSH TD	PASS CMP	PASS ATT	PASS YDS	CMP PCT	PASS TD	INT	TOT OFF	TOT PTS	PUNT	PUNT AVG
1947	10	135	-	1,709	-	79	163	866	485	-	-	2,575	145	-	37.1
1948	10	114	431	1,297	-	72	161	839	447	-	15	2,136	136	71	35.6
1949	10	152	452	1,541	-	98	236	1,407	415	-	32	2,948	175	66	35.7
1950	10	122	491	1,886	-	61	162	1,068	377	-	13	2,954	163	82	37.7
1951	10	104	461	1,226	-	80	186	1,192	430	-	13	2,418	162	80	37.1
1952	10	196	604	2,131	-	96	209	1,599	459	-	13	3,730	282	43	34.7
1953	10	156	526	2,102	-	73	144	958	507	-	9	3,060	161	53	34.6
1954	10	156	544	2,260	-	48	122	538	393	-	17	2,798	90	43	33.8
1955	10	145	496	1,785	-	58	149	797	389	-	18	2,582	115	58	37.9
1956	10	171	544	2,066	-	87	185	964	470	-	14	3,030	155	47	36.6
1957	10	153	535	1,880	-	70	144	976	486	-	8	2,856	134	69	38.9
1958	10	167	487	1,836	-	103	210	1,147	490	-	12	2,983	150	49	36.3
1959	10	139	446	1,468	10	84	164	949	512	3	10	2,417	94	56	34.7
1960	10	122	432	1,330	7	54	121	641	446	3	12	1,971	80	52	38.8
1961	10	106	428	1,145	7	57	121	629	471	5	10	1,774	87	68	35.5
1962	10	121	382	907	9	95	199	1,094	477	5	11	2,001	88	60	37.8
1963	10	129	421	1,177	7	89	195	1,032	456	6	15	2,209	96	63	37.0
1964	10	117	400	970	5	77	166	835	464	3	15	1,805	57	69	37.1
1965	10	148	355	756	8	154	291	1,700	529	5	24	2,456	104	61	38.2
1966	10	150	388	997	6	138	288	1,507	479	4	23	2,504	73	63	39.3
1967	10	160	472	1,415	14	117	230	1,346	509	6	15	2,761	149	74	38.1
1968	10	204	430	1,380	10	175	312	2,093	561	16	20	3,473	187	51	38.5
1969	10	151	408	1,202	-	138	297	1,553	465	3	13	2,755	76	-	38.4
1970	11	170	503	1,353	14	131	278	1,585	471	5	32	2,938	144	67	37.0
1971	11	140	479	1,419	7	112	239	1,334	469	11	24	2,753	155	86	37.4
1972	11	176	580	2,344	23	90	197	1,270	457	5	15	3,614	227	70	37.2
1973	11	177	570	2,208	18	103	190	1,315	542	2	10	3,523	184	63	37.4
1974	11	169	554	2,024	11	75	192	1,082	391	5	9	3,106	164	61	39.3
1975	11	190	604	2,086	11	87	197	1,131	442	3	10	3,217	113	65	38.8
1976	11	186	536	1,719	12	119	224	1,562	531	11	16	3,281	204	66	41.3
1977	11	165	539	1,741	10	98	227	984	432	1	17	2,725	95	81	40.7
1978	11	156	468	1,250	10	116	238	1,435	487	8	11	2,685	137	82	41.9
1979	11	183	519	2,162	7	103	220	1,280	468	4	13	3,442	108	63	42.8
1980	11	192	556	2,195	22	106	219	1,407	484	7	7	3,602	221	71	36.8
1981	11	175	467	1,429	11	145	282	1,793	514	10	17	3,312	188	71	41.7
1982	11	135	420	1,064	8	126	270	1,670	467	4	14	2,734	115	83	41.9
1983	11	187	510	2,033	15	124	238	1,706	521	7	13	3,739	172	59	41.1
1984	11	156	417	1,616	8	150	294	1,883	510	6	15	3,219	138	65	39.8
1985	11	169	425	1,278	2	158	319	1,983	495	10	20	3,261	129	65	41.5
1986	11	179	403	1,441	10	171	321	1,790	533	6	22	3,231	142	53	43.3
1987	12	208	393	1,198	9	230	425	2,677	541	13	22	3,875	199	61	38.2
1988	11	179	394	1,010	12	203	340	2,230	597	9	21	3,240	173	66	40.2
1989	11	206	377	1,294	8	198	347	2,395	571	14	15	3,689	199	55	40.0
1990	11	254	475	1,996	17	190	286	2,430	664	23	6	4,426	360	45	40.9
1991	11	217	467	1,833	16	182	317	2,175	574	5	17	4,008	179	53	37.2
1992	11	199	495	1,905	14	160	275	1,720	582	7	17	3,625	209	66	38.9
1993	11	223	463	1,853	13	171	302	2,072	566	7	13	3,925	208	48	39.1
1994	11	185	442	1,634	14	153	282	1,929	543	10	6	3,563	213	68	38.6
1995	12	236	424	1,251	15	225	392	2,659	574	16	16	3,910	263	61	38.8
1996	11	194	379	1,131	12	186	336	2,505	554	21	11	3,636	267	64	41.7
1997	11	210	419	1,449	12	190	348	2,419	546	21	9	3,868	284	59	38.2
1998	11	191	390	1,050	6	193	368	2,320	524	14	17	3,370	182	65	42.5
1999	11	187	392	1,109	14	180	340	2,218	529	12	12	3,354	208	66	42.2
2000	11	175	412	1,530	15	143	302	1,683	474	14	10	3,213	258	75	37.5
2001	11	208	420	1,615	13	193	357	2,502	541	19	17	4,117	269	60	39.7
2002	14	267	504	1,590	11	267	483	3,283	553	17	19	4,873	277	69	38.8
2003	13	249	505	2,041	14	213	399	2,431	534	17	17	4,472	305	66	39.2
2004	11	209	435	1,983	15	172	287	2,386	599	18	6	4,369	270	57	40.0
2005	11	202	403	1,458	13	171	336	2,303	509	20	12	3,761	271	63	40.2
2006	14	243	461	1,604	10	215	433	2,591	497	20	16	4,195	256	82	38.3
2007	13	271	503	2,083	18	220	484	2,670	455	21	20	4,753	345	82	38.2
2008	12	229	461	2,049	20	185	347	2,453	533	22	11	4,502	374	51	41.8
2009	13	267	501	1,985	15	239	404	3,230	592	22	13	5,215	326	63	39.4
2010	13	236	522	2,114	21	187	340	2,409	550	13	11	4,523	304	72	42.1
2011	13	244	505	2,179	21	232	407	2,538	570	12	12	4,717	289	84	40.0
2012	12	257	440	1,489	21	262	419	3,430	625	24	6	4,919	365	62	40.9
2013	12	266	458	2,141	21	231	356	2,820	649	25	8	4,961	369	48	41.9
2014	13	225	429	1,490	11	217	392	2,714	550	33	12	4,204	250	66	42.8
2015	13	261	403	1,514	25	280	436	3,577	642	18	11	5,091	356	52	41.8
2016	13	224	452	2,986	39	218	370	2,875	589	12	10	5,546	404	61	42.5
2017	12	257	469	2,353	28	205	346	2,906	592	23	8	5,259	434	46	40.0
2018	12	259	480	2,014	25	220	347	2,944	634	22	5	4,958	417	52	43.8
2019	12	271	486	2,658	29	227	341	2,750	666	25	6	5,408	442	44	44.5
2020	10	255	416	1,921	21	254	383	2,596	663	18	13	4,517	349	42	44.0
2021	13	250	495	1,980	16	227	389	2,784	584	16	14	4,764	298	67	43.5

Bold indicates all-time best



NCAA/SEC/SWC INDIVIDUAL LEADERS

SEC LEADERS

RUSHING YARDS PER GAME

2007	Darren McFadden	140.8
2006	Darren McFadden	117.6
2003	Cedric Cobbs	110.0

PASSING YARDS PER GAME

2012	Tyler Wilson	307.9
2011	Tyler Wilson	279.8
2010	Ryan Mallett	297.6
2009	Ryan Mallett	278.8

RECEPTIONS PER GAME

2012	Cobi Hamilton	7.5
------	---------------	-----

RECEIVING YARDS PER GAME

2012	Cobi Hamilton	111.2
2011	Jarius Wright	93.1

YARDS PER RECEPTION

1998	Anthony Lucas	23.35
------	---------------	-------

TOTAL OFFENSE PER GAME

2011	Tyler Wilson	279.6
2009	Ryan Mallett	276.5

ALL-PURPOSE YARDS PER GAME

2008	Michael Smith	141.4
2007	Darren McFadden	177.7
2006	Darren McFadden	147.0

FIELD GOALS PER GAME

1998	Todd Latourette	1.70
------	-----------------	------

PAT KICK PERCENTAGE

2012	Zach Hocker	100.0
2010	Zach Hocker	100.0

SCORING

2006	Darren McFadden	98
------	-----------------	----

PUNTING AVERAGE

2011	Dylan Breeding	45.28
------	----------------	-------

PUNT RETURN AVERAGE

2011	Joe Adams	16.9
------	-----------	------

KICK RETURN AVERAGE

2018	De'Von Warren	28.5
2007	Felix Jones	29.6
2005	Felix Jones	31.9

TOTAL TACKLES

2020	Grant Morgan	111
2018	DeJon Harris	118
2014	Martrell Spaight	128

TACKLES FOR LOSS

1995	Steven Conley	23.0
------	---------------	------

SACKS

2011	Jake Bequette	10
2006	Jamaal Anderson	10
1995	Steven Conley	14

FORCED FUMBLES PER GAME

2011	Jake Bequette	0.5
------	---------------	-----

TOTAL INTERCEPTIONS

2021	Montaric Brown	5
2005	Vickiel Vaughn	4
1998	Zac Painter	5

PASSES BROKEN UP

2014	Jared Collins	13
2007	Michael Grant	20

NCAA RECORDS

PASSING

YEAR	PLAYER	CL.	G	ATT	COMP	INT	PCT	YDS	TD
1939	Kay Eakin	Sr.	10	193	78	18	40.4	962	5

RECEIVING

YEAR	PLAYER	CL.	G	REC	YDS	TD
1937	Jim Benton	Sr.	10	47	754	7

FIELD GOALS

YEAR	PLAYER	CL.	G	FG	FGA	PCT
1988	Kendall Trainor	Sr.	11	24	27	88.9
1981	Bruce Lahay	Sr.	11	19	24	79.2
1979	Ish Ordenez	Jr.	11	18	22	81.8

INTERCEPTION RETURNS

YEAR	PLAYER	CL.	NO.	YDS	AVG
1949	Jim Rinehart	So.	10	106	10.6

PUNTING

YEAR	PLAYER	CL.	G	NO.	YDS	AVG
1986	Greg Horne	Sr.	11	49	2,313	47.2
1980	Steve Cox	Sr.	11	47	2,186	46.5
1943	Harold Cox	Fr.	8	37	1,518	41.0

PUNT RETURNS

YEAR	PLAYER	CL.	NO.	YDS	AVG
1964	Ken Hatfield	Sr.	31	518	16.7
1963	Ken Hatfield	Jr.	21	350	16.7
1961	Lance Alworth	Sr.	28	336	12.0
1960	Lance Alworth	Jr.	18	307	17.1

SWC LEADERS

RUSHING YARDS

1976	Ben Cowins	1,162
1972	Dickey Morton	1,188
1969	Bill Burnett	900
1965	Bobby Burnett	947
1962	Billy Moore	585
1945	John Hoffman	587

RUSHING YARDS PER CARRY

1976	Ben Cowins	6.3
1969	Bill Burnett	4.3
1965	Bobby Burnett	4.1
1962	Billy Moore	4.5

PASS ATTEMPTS

1971	Joe Ferguson	271
1953	Lamar McHan	150
1939	Kay Eakin	193

PASS COMPLETIONS

1971	Joe Ferguson	160
1953	Lamar McHan	78
1939	Kay Eakin	78

PASSING YARDS

1971	Joe Ferguson	2,203
1953	Lamar McHan	1,107
1937	Dwight Sloan	1,074
1935	Jack Robbins	1,219

TOUCHDOWN PASSES

1971	Joe Ferguson	11
1953	Lamar McHan	8

COMPLETION PERCENTAGE

1988	Quinn Grovey	633
1986	Greg Thomas	615
1980	Tom Jones	560
1979	Kevin Scanlon	662
1971	Joe Ferguson	590
1953	Lamar McHan	520
1937	Dwight Sloan	476
1935	Jack Robbins	625

TOTAL OFFENSIVE PLAYS

1953	Lamar McHan	293
1939	Kay Eakin	312

TOTAL OFFENSE YARDS

1979	Kevin Scanlon	1,460
1971	Joe Ferguson	2,242
1953	Lamar McHan	1,516
1939	Kay Eakin	1,344

RECEPTIONS

1984	James Shibest	51
1971	Mike Reppond	56
1953	Floyd Sagely	30
1937	Jim Benton	47
1929	Wear Schoonover	33

ALL-PURPOSE YARDS (RUSH/REC ONLY)

1975	Jerry Eckwood	115.0*
1973	Dickey Morton	1,326
1972	Dickey Morton	1,274
1969	Bill Burnett	947
1961	Lance Alworth	836

SCORING

1987	James Rouse	102
1979	Ish Ordenez	80
1978	Ish Ordenez	78
1969	Bill Burnett	120
1968	Bill Burnett	96
1967	David Dickey	96
1962	Billy Moore	84
1931	Homer Ledbetter	42
1928	Bevo Beavers	84

TOUCHDOWNS

1969	Bill Burnett	20
1968	Bill Burnett	16
1967	David Dickey	16
1962	Billy Moore	14
1957	Gerald Nesbitt	7

PAT CONVERSIONS MADE

1971	Bill McClard	35
1960	Mickey Cissel	21

PUNTING AVERAGE

Year	Player	Avg
1986	Greg Horne	47.2
1980	Steve Cox	46.5
1979	Steve Cox	43.8
1975	Tommy Cheyne	43.0
1955	Gerald Nesbitt	46.9
1953	Lamar McHan	40.2
1943	Harold Cox	41.0
1939	Kay Eakin	38.3
1938	Kay Eakin	41.1
1937	Jack Robbins	39.4

PUNT RETURN YARDS

1984	Bobby Joe Edmonds	294
1966	Martine Bercher	375
1965	Jack Brasuell	285
1964	Ken Hatfield	518
1963	Ken Hatfield	350
1962	Ken Hatfield	267
1961	Lance Alworth	366
1960	Lance Alworth	307
1955	Don Horton	173
1953	Lamar McHan	233

KICKOFF RETURN YARDS

1982	Derek Holloway	21.7*
1980	Derek Holloway	407
1961	Lance Alworth	300
1960	Lance Alworth	328
1946	Clyde Scott	170
1945	Alton Baldwin	242
1944	Alton Baldwin	286

INTERCEPTIONS

1988	Patrick Williams	6
1971	Louis Campbell	7
1970	David Hogue	6
1966	Gary Adams	7
1956	Gerald Nesbitt	4
1955	Don Christian	4
1954	George Walker	6

* based on per-game average



SEC/SWC TEAM LEADERS

TOTAL OFFENSE SWC

YEAR	GAMES	RUSH YARDS	PASS YARDS	TOTAL YARDS	AVG./GAME
1971	11	2,571	2,327	4,898	445.3
1965	10	2,262	1,341	3,603	360.3
1962	10	2,412	1,158	3,570	357.0
1937	10	NA	NA	2,823	282.3

SEC

YEAR	GAMES	RUSH YARDS	PASS YARDS	TOTAL YARDS	AVG./GAME
2011	13	1,786	2,909	5,695	438.1

RUSHING OFFENSE SWC

YEAR	GAMES	ATTEMPTS	RUSH YARDS	AVG./GAME
1989	11	680	3,456	314.2
1986	11	668	2,721	247.4
1985	11	685	2,922	265.6
1975	11	659	3,523	320.3
1965	10	515	2,262	226.2
1962	10	570	2,412	241.2

SEC

YEAR	GAMES	ATTEMPTS	RUSH YARDS	AVG./GAME
2021	13	588	2,961	227.8
2007	13	625	3,725	286.5
2006	14	539	3,199	228.5
2005	11	481	2,386	216.9
2003	13	626	3,145	241.9
2002	14	643	3,065	218.9

PASSING OFFENSE SWC

YEAR	GAMES	ATTEMPTS	COMPLETIONS	PASS YARDS	AVG./GAME
1971	11	293	170	2,327	211.5
1970	11	286	160	2,448	222.5
1937	10	NA	NA	1,850	185.0

SEC

YEAR	GAMES	ATTEMPTS	COMPLETIONS	PASS YARDS	AVG./GAME
2011	13	471	299	3,909	300.7
2010	13	465	301	4,338	333.7
2009	13	403	225	3,624	278.8

SCORING OFFENSE SWC

YEAR	GAMES	TOTAL POINTS	AVG./GAME
1971	11	343	31.2
1966	10	218	21.8
1965	10	324	32.4
1964	10	221	22.1
1962	10	286	28.6
1960	10	179	17.9
1957	10	187	18.7
1937	10	NA	18.6
1933	10	NA	20.6
1928	9	NA	27.9

SEC

YEAR	GAMES	TOTAL POINTS	AVG./GAME
2011	13	478	36.8
2009	13	468	36.0

THIRD DOWN DEFENSE SEC

YEAR	GAMES	CONV	ATT	PCT
2010	13	62	185	335

RED ZONE OFFENSE SEC

YEAR	GAMES	RED ZONE	PCT.	TDS	RUSH TD/PASS TD	FGM-FGA
2010	13	44-49	.898	34	17/17	10-10
2009*	13	47-49	.959	35	19/16	12-14
2004	11	35-40	.875	32	20/12	3-5

TURNOVER MARGIN SEC

YEAR	GAMES	-----GAINED-----			-----LOST-----			MARG	PER/G
		FUM	INT	TOT	FUM	INT	TOT		
2003	13	16	17	33	13	9	22	+11	0.85
2002	14	17	19	36	6	13	19	+17	1.21

TOTAL DEFENSE SWC

YEAR	GAMES	RUSH YARDS	PASS YARDS	TOTAL YARDS	AVG./GAME
1960	10	1,330	641	1,971	197.1
1962	10	907	1,094	2,001	200.1
1964	10	970	835	1,805	180.5
1966	10	997	1,507	2,504	250.4
1967	10	1,415	1,346	2,761	276.1
1970	11	1,353	1,585	2,938	267.1
1971	11	1,419	1,334	2,753	250.3
1982	11	1,064	1,670	2,734	248.5
1984	11	1,336	1,883	3,219	292.6

SEC

YEAR	GAMES	RUSH YARDS	PASS YARDS	TOTAL YARDS	AVG./GAME
2000	11	1,530	1,683	3,213	292.1

RUSHING DEFENSE SWC

YEAR	GAMES	ATTEMPTS	RUSH YARDS	AVG./GAME
1951	10	461	1,226	122.6
1962	10	382	907	90.7
1965	10	355	756	75.6
1966	10	388	997	99.7
1968	10	430	1,380	138.0
1971	11	479	1,419	129.0
1982	11	420	1,064	96.7
1985	11	425	1,278	116.2
1987	12	393	1,198	99.8
1988	11	394	1,010	91.8

SEC

YEAR	GAMES	ATTEMPTS	RUSH YARDS	AVG./GAME
1995	12	424	1,251	104.3

PASSING DEFENSE SWC

YEAR	GAMES	ATTEMPTS	COMPLETIONS	PASS YARDS	AVG./GAME
1954	10	122	48	538	53.8
1961	10	121	57	629	62.9
1977	11	227	98	984	89.5

SEC

YEAR	GAMES	ATTEMPTS	COMPLETIONS	PASS YARDS	AVG./GAME
2000	11	302	143	1,683	153.0

SCORING DEFENSE SWC

YEAR	GAMES	TOTAL POINTS	AVG./GAME
1954	10	90	9.0
1964*	10	57	5.7
1965	10	104	10.4
1966	10	73	7.3
1969	10	76	7.6
1977	11	95	8.6
1982	11	115	10.5
1984	11	138	12.5
1985	11	129	11.7
1986	11	142	12.9
1988	11	173	15.7

KICKOFF RETURNS SEC

YEAR	GAMES	RET	YARDS	TDS	AVG.
2005*	11	33	965	1	29.2

PUNTING SEC

YEAR	GAMES	PUNTS	YARDS	AVG./PUNT
2012	12	54	2416	44.7

PUNT RETURNS SEC

YEAR	GAMES	RET	YARDS	TDS	AVG.
2010	13	20	311	1	15.6

PAT KICKING SEC

YEAR	GAMES	MADE	ATT	PCT
2012	12	33	33	100.0

*NCAA Leader



ATTENDANCE & OPPONENT RECORDS

ATTENDANCE RECORDS

ALL GAMES

Any Game	107,262 at Tennessee, Nov. 11, 2000
Regular Season Game	107,262 at Tennessee, Nov. 11, 2000
Season Total	926,552 in 13 games, 2009; 900,982 in 13 games, 2015; 844,611 in 12 games, 2008

HOME GAMES

Any Game (Fayetteville)	76,808 vs. Alabama, 2010 (DWRRS)
Any Game (Little Rock)	55,912 vs. Alabama, 1992 (WMS)
Season Total (Fayetteville)	443,368 in 2006 (6 games)
Season Total (Little Rock)	221,686 in 1979 (4 games)
Season Total (Both)	554,621 in 2006 (8 games)
Season Average (Fayetteville)	73,895 in 2006
Season Average (Little Rock)	55,757 in 2010
Season Average (Both)	69,581 in 2016

DONALD W. REYNOLDS RAZORBACK STADIUM TOP 10 CROWDS

RK	OPP	DATE	ATTEND.
1.	Alabama	Sept. 25, 2010	76,808
2.	Tennessee	Nov. 11, 2006	76,728
3.	USC	Sept. 2, 2006	76,564
4.	Texas	Sept. 11, 2004	75,671
5.	Alabama	Oct. 8, 2016	75,459
6.	LSU	Nov. 12, 2016	75,156
7.	Alabama	Sept. 23, 2006	74,687
8.	Alabama	Sept. 15, 2012	74,617
9.	Texas	Sept. 11, 2021	74,531
10.	Florida	Nov. 5, 2016	74,432

WAR MEMORIAL STADIUM TOP 10 CROWDS

RK	OPP	DATE	ATTEND.
1.	Alabama	Sept. 19, 1992	55,912
2.	Texas	Oct. 20, 1979	55,838
3.	LSU	Nov. 24, 2006	55,833
4.	LSU	Nov. 27, 1998	55,831
5.	LSU	Nov. 26, 2004	55,829
6.	North Texas	Sept. 20, 2003	55,825
7.	Oklahoma State	Sept. 20, 1980	55,822
8.	South Florida	Sept. 14, 2002	55,817
9.	Oklahoma State	Sept. 22, 1979	55,812
10.	LSU	Nov. 27, 2010	55,808

ON THE ROAD TOP 10 CROWDS

RK	OPP	DATE	ATTEND.
1.	Tennessee	Nov. 11, 2000	107,262
2.	Tennessee	Nov. 14, 1998	106,365
3.	Tennessee	Oct. 5, 2002	105,688
4.	Tennessee	Nov. 10, 2007	104,459
5.	Tennessee	Nov. 16, 1996	103,158
6.	Alabama	Oct. 14, 2017	101,821
	Alabama	Oct. 10, 2015	101,821
	Alabama	Oct. 19, 2013	101,821
	Alabama	Sept. 24, 2011	101,821
9.	LSU	Nov. 14, 2015	101,699
10.	Tennessee	Oct. 3, 2015	101,265

YEARLY ATTENDANCE

YEAR	FAYETTEVILLE	LITTLE ROCK	TOTALS
1944	(3) 10,820	(1) 11,043	21,863
1945	(3) 26,908	(1) 13,878	40,786
1946	(4) 35,175	(1) 16,624	51,799
1947	(3) 41,976	(1) 13,934	55,910
1948	(3) 43,440	(4) 96,092	139,532
1949	(3) 45,213	(3) 65,129	110,342
1950	(3) 41,970	(3) 67,017	108,987
1951	(3) 49,563	(3) 54,334	103,897
1952	(3) 38,563	(3) 64,327	102,890
1953	(3) 41,155	(3) 62,231	103,386
1954	(3) 55,189	(2) 70,454	125,643
1955	(3) 60,597	(3) 92,882	153,479
1956	(3) 57,806	(3) 96,127	153,933
1957	(3) 68,482	(3) 92,230	160,712
1958	(3) 71,412	(3) 98,040	169,452
1959	(3) 73,327	(3) 109,997	183,324
1960	(3) 87,200	(3) 120,420	207,620
1961	(3) 82,500	(3) 114,000	196,500
1962	(3) 92,800	(3) 114,200	207,000

YEAR FAYETTEVILLE LITTLE ROCK TOTALS

YEAR	FAYETTEVILLE	LITTLE ROCK	TOTALS
1963	(3) 83,230	(4) 163,700	246,930
1964	(3) 92,150	(3) 118,640	210,790
1965	(3) 115,350	(4) 178,500	293,850
1966	(3) 122,900	(3) 135,050	257,950
1967	(3) 121,953	(4) 187,634	309,587
1968	(3) 126,958	(3) 148,221	275,179
1969	(3) 131,355	(4) 170,717	302,072
1970	(3) 123,000	(4) 194,000	317,000
1971	(4) 163,977	(4) 217,244	381,221
1972	(3) 120,015	(4) 209,102	329,117
1973	(3) 120,439	(4) 179,542	299,981
1974	(3) 120,500	(4) 200,309	320,809
1975	(3) 118,460	(4) 201,575	320,035
1976	(3) 121,657	(4) 194,462	316,119
1977	(3) 131,611	(4) 214,991	346,602
1978	(3) 135,284	(3) 164,266	299,550
1979	(3) 132,345	(4) 221,686	354,031
1980	(3) 122,047	(4) 214,874	336,921
1981	(3) 129,991	(3) 163,710	293,701
1982	(3) 132,486	(4) 217,904	350,390
1983	(3) 131,102	(4) 193,160	324,262
1984	(3) 123,908	(4) 219,568	343,476
1985	(2) 104,856	(4) 218,640	323,496
1986	(4) 191,880	(3) 165,248	357,128
1987	(3) 132,734	(3) 137,412	270,146
1988	(3) 138,066	(4) 205,390	343,456
1989	(3) 156,366	(3) 150,464	306,830
1990	(3) 146,650	(4) 199,842	346,492
1991	(3) 131,420	(4) 191,578	322,998
1992	(3) 118,001	(3) 150,505	268,506
1993	(3) 125,946	(3) 155,928	281,874
1994	(3) 139,757	(3) 149,419	289,176
1995	(3) 144,116	(3) 162,835	306,951
1996	(3) 139,549	(4) 172,313	311,862
1997	(3) 127,020	(3) 153,704	280,724
1998	(3) 148,440	(3) 167,157	315,597
1999	(3) 155,844	(3) 165,996	321,840
2000	(4) 203,238	(3) 152,214	355,452
2001	(5) 319,207	(2) 105,727	424,934
2002	(5) 331,832	(3) 154,184	486,016
2003	(5) 333,677	(2) 111,442	445,119
2004	(5) 353,446	(1) 55,829	409,275
2005	(4) 272,149	(2) 109,921	382,070
2006	(6) 443,368	(2) 111,253	554,621
2007	(6) 418,239	(2) 110,021	528,260
2008	(5) 357,113	(2) 110,373	467,486
2009	(5) 344,577	(2) 111,206	455,783
2010	(5) 357,783	(2) 111,513	469,296
2011	(5) 360,566	(2) 108,367	468,933
2012	(6) 420,943	(2) 108,467	529,410
2013	(5) 338,618	(2) 92,556	431,174
2014	(6) 399,124	(1) 54,959	454,083
2015	(6) 421,688	(1) 49,591	471,279
2016	(6) 440,079	(1) 46,988	487,067
2017	(6) 406,514	(1) 36,055	442,569
2018	(6) 367,748	(1) 51,438	419,186
2019	(6) 322,556	(1) 33,961	356,517
2020	(5) 82,500	(0) N/A	82,500
2021	(6) 414,415	(1) 42,576	456,991
TOTAL	13,554,839	9,896,886	23,451,725

OPPONENT RECORDS

INDIVIDUAL OFFENSE

Rushing Attempts	41, twice, Tyler Badie, Missouri, 2021; Travis Stephens, Tennessee, 2001
Rushing Yards	281, Tony Temple, Missouri, 2007
Rushing TDs	4, four times, last - Nick Fitzgerald, Mississippi State, 2016
Pass Attempts	67, Kolton Browning, Louisiana Monroe, 2012; Tim Couch, Kentucky, 1998
Pass Completions	47, Tim Couch, Kentucky, 1998
Passing Yards	559, Bryce Young, Alabama, 2021
Completion Percentage	.895 (17-19), Jason Campbell, Auburn, 2004
Interceptions Thrown	8, Gary Carter, SMU, 1970
TD Passes	7, David Klingler, Houston, 1990
Receptions	17, Willie Goshua, Auburn, 1995
Receiving Yards	222, Willie Goshua, Auburn, 1995
Yards Per Catch	37.8 (4-15), Edward Pope, Texas A&M, 2014
TD Receptions	3, seven times, Jameson Williams, Alabama 2021; A Hollins, EUJ 2018; J. Armstead, Ole Miss, 2001; Cedrick Wilson, Tennessee, 2000; Reidel Anthony, Florida, 1996; Emanuel Tolbert, SMU, 1976; Don Ellis, Texas A&M, 1952
Total Offensive Plays	83, Kolton Browning, Louisiana Monroe, 2012
Total Offensive Yards	559 (0 rushing, 559 passing), Bryce Young, Alabama, 2021
Total Punts	14, Eddie Hare, Tulsa, 1978
Punting Yards	578, Eddie Hare, Tulsa, 1978
Punting Average	56.8 (5-284), Ryan Stonehouse, Colorado State, 2018
Punt Returns	8, Robert Dunn (58 yards), Auburn, 2007
Punt Return Yards	125, Marquis Maze, Alabama, 2011
Interceptions	4, Jack Borling, Texas A&M, 1952
Interception Return Yards	114, Minkah Fitzpatrick (3 interceptions), Alabama, 2016
Kickoff Returns	9, Johnny Sears (200 yards), Eastern Michigan, 2009
Kickoff Return Yards	225, Chris Gulliver (8 returns), South Carolina, 2007
Touchdowns Responsible For	7, David Klingler, Houston, 1990
Points Responsible For	42, David Klingler, Houston, 1990
Extra Points Made	9, Alex Walls, Tennessee, 2000
Field Goals Attempted	7, Abby Daigle, Oklahoma State, 1974
Field Goals Made	5, Dan Nystrom, Minnesota, 2002; Brian Hazelwood, Mississippi State, 1998; Jeff Ward, Texas, 1985
Longest Rushing Play	97, John Avery, Ole Miss, 1997
Longest Passing Play	99, Gino Torretta to Horace Copeland, Miami, 1991
Longest Punt Return	92, Tyrann Mathieu, LSU, 2011; Fred Jacob, Rice, 1942
Longest Kickoff Return	100, Jashaun Corbin, Texas A&M, 2018; Christian Kirk, Texas A&M, 2017; Marlon McClure, UTEP, 2010; Deuce McAllister, Ole Miss, 1999; Arthur Washington, SMU, 1974; Anthony Davis, Southern Cal, 1974
Longest Punt	88, Larry Isbell, Baylor, 1950
Longest Field Goal	58, Russell Erkleben, Texas, 1977

TEAM OFFENSE

First Downs	37, Missouri, 2020
First Downs Rushing	26, Texas, 1970
First Downs Passing	22, Texas A&M, 2012; Louisiana Monroe, 2012
Rushing Attempts	90, Texas, 1970
Rushing Yards	543, Auburn, 2016
Pass Attempts	68, Louisiana Monroe, 2012
Pass Completions	47, Kentucky, 1998
Passing Yards	559, Alabama, 2021
TD Passes	7, Houston, 1990
Total Offense Plays	103, Louisiana Monroe, 2012; Kentucky, 2003 (701)
Total Offense Yards	736, Southern California, 2005
Total Punts	14, Tulsa, 1978
Punt Yards	578, Tulsa, 1978
Fewest Punts	0, Alabama, 2018; Northwestern (La.) State, 1947
Punt Returns	8, Auburn (58 yards), 2007
Punt Return Yards	125, Alabama, 2011
Kickoff Returns	11, North Texas (215 yards), 2007
Kickoff Return Yards	271, UTEP (10 returns), 2010
Total Points	103, Oklahoma, 1918
Extra Points Made	10, Southern California, 2005
Field Goals Attempted	7, Oklahoma State, 1974
Field Goals Made	5, Minnesota, 2002; Mississippi State, 1998; Texas, 1985

TEAM DEFENSE

Fewest Arkansas First Downs	3, vs. Baylor, 1958
Fewest Arkansas First Downs Rushing	0, vs. Florida, 1997
Fewest Arkansas First Downs Passing	0, 14 times (Last time vs. SMU, 1991)
Fewest Arkansas Rushing Attempts	19, vs. LSU, 2018; vs. Rutgers, 2012; at Alabama, 2011
Fewest Arkansas Net Rushing Yards	-56, vs. Florida, 1997
Fewest Arkansas Passes Attempted	0, vs. Oklahoma State, 1976
Fewest Arkansas Passes Completed	0, Five times (Last time vs. Texas A&M, 1991)
Most Arkansas Passes Intercepted	8, vs. SMU, 1951
Most Interception Return Yards	132, vs. Tennessee (3 interceptions), 2007
Fewest Arkansas Yards Passing	-11, vs. USC, 1974
Fewest Arkansas Total Offensive Plays	26, vs. Texas, 1947
Fewest Arkansas Total Offensive Yards	42, vs. UCLA, 1988 (21 rush, 21 pass)



MEDIA INFORMATION

ARKANSAS COMMUNICATIONS

The Arkansas Communications Office appreciates your interest in Razorback football and strives to assist you in your coverage. A list of our staff members, our address and telephone numbers are below.

OFFICE: (479) 575-2751

FAX: (479) 575-7481

FAYETTEVILLE PRESS BOX: (479) 575-6622

LITTLE ROCK PRESS BOX: (501) 663-0514

MAILING ADDRESS:

Arkansas Communications
P.O. Box 7777
Fayetteville, AR 72701

OVERNIGHT/PHYSICAL ADDRESS:


University of Arkansas
Arkansas Communications
350 N Razorback Road
Fayetteville, AR 72701

FOOTBALL CONTACTS




KYLE PARKINSON

Associate AD/Communications
Cell: (479) 387-4753
Office: (479) 575-2751
Email: kparkin@uark.edu
Twitter: @TheOtherKP



OLIVER GRIGG

Assistant Communications Director
Cell: (479) 502-6577
Office: (479) 575-2751
Email: ogrigg@uark.edu
Twitter: @Oliver_Grigg



GRACE TAFOLLA

Assistant Communications Director
Cell: (479) 684-9591
Office: (479) 575-2751
Email: gtafolla@uark.edu
Twitter: @GraceTafolla

COMMUNICATIONS STAFF



MIKE CAWOOD

Associate Director



KYLIE MAGAR

Assistant Director




SHAWN PRICE

Assistant Director



EMILY POLGLAZE

Assistant Director



FULLER BIRCH

Student Assistant



BRANFORD CLAY

Student Assistant



VICTORIA GUERRA

Student Assistant



WALT BEAZLEY

Photographer

INTERVIEWS

Interviews with our coaches and student-athletes are encouraged, but we require all interview arrangements be made via the Arkansas Communications Office. University of Arkansas football student-athletes are generally available for interviews during a game week. All student-athlete and assistant coach interview requests must be made at least one day in advance to allow time to facilitate the notification process. Telephone interviews can be arranged, but student-athletes' telephone numbers will not be provided and student-athletes are instructed to direct all interview requests to the Arkansas Communications Office. Student housing, the training room, the weight room and locker rooms are off-limits to members of the media.

DAILY PRACTICE

Please consult with the Arkansas Communications Office for practice information regarding times, days and accessibility. Following select practice sessions, select members of the coaching staff and/or student-athletes will be available for group interviews with the media. All media members, including video and still photographers, from accredited media outlets wishing to shoot practices are asked to consult with the Arkansas Communications Office for current guidelines prior to arrival at the practice field.

WEEKLY PRESS CONFERENCE OPPORTUNITIES

Please consult the Arkansas Communications Office for the schedule of weekly press opportunities for Coach Pittman and student-athletes.

SEC WEEKLY COACHES' TELECONFERENCE

In conjunction with the Southeastern Conference, head coach Sam Pittman will participate each week in the league's teleconference of football coaches. The teleconferences will be conducted each Wednesday from Aug. 31 to Nov. 23 from 10 a.m. CT to 12:10 p.m. CT. Accredited media members only may access the broadcast-quality teleconference. Callers may participate in the question-and-answer session with an individual coach or all SEC coaches. For more information and the teleconference number, contact the SEC Media Relations Office at (205) 458-3000.

10:00 a.m.	Brian Kelly, LSU	11:10 a.m.	Elijah Drinkwitz, Missouri
10:10 a.m.	Kirby Smart, Georgia	11:20 a.m.	Lane Kiffin, Ole Miss
10:20 a.m.	Billy Napier, Florida	11:30 a.m.	Jimbo Fisher, Texas A&M
10:30 a.m.	Clark Lea, Vanderbilt	11:40 a.m.	Mark Stoops, Kentucky
10:40 a.m.	Nick Saban, Alabama	11:50 a.m.	Mike Leach, Mississippi State
10:50 a.m.	Josh Heupel, Tennessee	Noon	Shane Beamer, South Carolina
11:00 a.m.	Sam Pittman, Arkansas	12:10 p.m.	Bryan Harsin, Auburn

ARKANSAS FTP SITE

An FTP site is available for members of the media. For more information concerning the FTP site, contact Michelle Glover (mlglover@uark.edu).

GAME CREDENTIAL REQUEST

All requests for media and/or photo credentials must be online at SportsSystems.com/Arkansas. Requests should be made at least 10 days in advance.

Credentials must be requested and will be granted on a game-by-game basis only. No multi-game or full season credentials will be issued.

Please see media credentialing guidelines online at SportsSystems.com/Arkansas. Space limitations prevent accommodation of weekly media representatives.

Only fully accredited personnel directly involved in the coverage of the game will be admitted. Credentials are non-transferable. The Arkansas Communications Office reserves the right to revoke any credential: (1) used by an individual other than the one for whom it was granted; (2) any individual who refuses to comply with press box and/or photographic area guidelines; (3) any individual who is not an accredited member of the media; (4) any individual under the age of 16.

Credentials will not be mailed. They may be picked up beginning three hours prior to kickoff at the media will call station at the base of the elevator at both Donald W. Reynolds Razorback Stadium in Fayetteville and War Memorial Stadium in Little Rock. Photo identification is required when picking up credentials.

GAMEDAY PARKING

Limited parking is available in Fayetteville and Little Rock for media members. Those media members needing parking should make the request at least two weeks in advance to allow time for mailing.

LIVE STATS

Live in-game stats will be provided for the media at RazorbackStats.com.

WIRELESS INTERNET

The Arkansas press box does have wireless access. Information for accessing the network is available in the press box.



RAZORBACK SPORTS PROPERTIES

The University of Arkansas Athletic Department and Learfield are in their 14th year of a powerful partnership that created Arkansas Sports Properties. As the multimedia rights-holder, Arkansas Sports Properties (ASP) is responsible for the corporate marketing and advertising for all 19 sports.

Along with corporate branding through the Razorbacks, ASP also creates new programming and publications for Razorback fans. This statewide radio network, consisting of 45-plus affiliates, covers all of Arkansas.

The official radio and television shows of Razorback football continue to grow in attendance and viewership. The radio show is held weekly at the Catfish Hole and airs live on the Razorback Sports Network. The official television show is aired statewide on Sunday nights and regionally throughout the week during football season.



CHUCK BARRETT – PLAY-BY-PLAY



Barrett is entering his 30th season broadcasting Arkansas sports and his 16th season as the football play-by-play announcer. The 2022 season marks his 28th year on the football broadcast crew, including spending 14 years as the executive producer. Prior to taking over play-by-play responsibilities for the 2007 season, his duties included hosting the pregame show, halftime and scoreboard shows as well as the football version of the Razorback Report. He was the long time voice of Arkansas baseball, serving as the play-by-play man from 1992 to 2014. Barrett now serves as the Voice of the Razorbacks for football and men's basketball, having picked up men's basketball play-by-play duties prior to the 2010-11 season. He has been recognized by the National Sportswriters and Sportscasters Hall of Fame as the Arkansas Sportscaster of the Year three times (2007, 2008, 2009).

QUINN GROVEY – ANALYST



Grovey is entering his 25th overall season on the network, including his sixth as the analyst. The former Hog quarterback previously served as co-host of the pregame and postgame shows and the network's sideline reporter. A three-year starter for the Razorbacks, Grovey led Arkansas to Southwest Conference titles in 1988 and 1989, and was named to the program's 1980s All-Century team.

GENO BELL – CO-HOST & SIDELINE



Bell is entering his sixth season on the broadcast team as a sideline reporter, taking over the role from Grovey. Bell was a four-year letterwinner on the defensive line for the Razorbacks from 1993-95. He totaled 185 tackles (including 28 for loss), 11 sacks, four pass breakups and three fumble recoveries. Following his collegiate career, Bell played in the NFL with the New York Jets and the Cleveland Browns. He returned to Arkansas after his playing career and is the Vice President of the Consolidation Division at the worldwide headquarters of Walmart in Bentonville.

RICK SCHAEFFER – CO-HOST



Schaeffer is entering his 29th year with Razorback football. He was the analyst for 10 seasons and is now a co-host for the pregame, halftime and postgame shows. Schaeffer worked in the Arkansas Sports Information Department for 24 years, 21 of those serving as director. Schaeffer is the co-host of Drive Time Sports on 103.7 The Buzz.

2022 AFFILIATES

Batesville.....	KWOZ-FM.....	103.3
Camden.....	KCXY-FM.....	95.3
Camden.....	KAMD-FM.....	97.1
Crossett.....	KAGH-FM.....	104.9
Crossett.....	KAGH-AM.....	800
DeQueen.....	KDQO-FM.....	92.1
DeWitt.....	KDEW-FM.....	97.3
El Dorado.....	KMRX-FM.....	96.1
Fayetteville.....	KQSM-FM.....	92.1
Fayetteville.....	KAKS-FM.....	99.5
Fayetteville.....	K237GR.....	95.3
Forrest City.....	KBFC-FM.....	93.5
Fort Smith.....	KERX-FM.....	95.3
Glenwood.....	KHGZ-FM.....	98.9
Glenwood.....	KHGZ-AM.....	670
Hot Springs/Mena.....	KTTG-FM.....	96.3
Jonesboro.....	KEGI-FM.....	100.5
Joplin, Mo.....	KHST-FM.....	101.7
Little Rock.....	KABZ-FM.....	103.7
Magnolia.....	KZHE-FM.....	100.5
Marshall.....	KBCN-FM.....	104.3
Mena.....	KENA-FM.....	104.1
Monett, Mo.....	KKBL-FM.....	95.9
Monticello.....	KGPO-FM.....	99.9
Morrilton.....	KCON-FM.....	99.3
Mountain Home.....	KOMT-FM.....	93.5
Ozark.....	KDYN-FM.....	96.7
Ozark.....	KDYN-AM.....	1540
Searcy.....	KRZS-FM.....	99.1
Texarkana.....	KKTK-AM.....	1400
Tulsa, Okla.....	KYAL-FM.....	99.9
Tulsa, Okla.....	KYAL-AM.....	1550
Wynne.....	KWYN-FM.....	92.5



VICE CHANCELLOR AND DIRECTOR OF ATHLETICS HUNTER YURACHEK

In his fifth full year as vice chancellor and director of athletics at the University of Arkansas, Hunter Yurachek has solidified the Razorbacks as one of the nation's elite intercollegiate athletics programs while leading it to unprecedented success along the way. Since being announced as vice chancellor and director of athletics on Dec. 4, 2017, Yurachek has worked tirelessly to foster athletics success in all 19 sports, restore the tradition of a storied program and most importantly enhance the student-athlete experience for 465 student-athletes.

Guided by the program's mission of building Champions and Razorbacks for Life, Yurachek has implemented a program wide strategic plan that focuses on fostering student-athlete success. Thanks to the dedicated efforts of Razorback student-athletes, coaches, administrators, Razorback Foundation members and fans, results are being realized on and off the field.

After recording a program record student-athlete GPA and posting a second-consecutive program-best finish in the Learfield Directors' Cup in 2021-22, the University of Arkansas and its vice chancellor and director of athletics are being nationally recognized for those accomplishments. Yurachek was selected as a 2021-22 Football Bowl Subdivision Cushman & Wakefield Athletics Director of the Year by his peers. He was also a finalist for the Sports Business Journal 2022 Athletics Director of the Year.

In the 2021-22 academic year, Arkansas recorded the most successful collective year in the program's history, finishing seventh in the Learfield Directors' Cup. The Razorbacks finished first among programs with 19 or fewer sports, second among SEC schools and earned only its second top-10 Directors' Cup finish, following a then-record eighth place finish in 2020-21. Despite sponsoring only 19 sport programs, Arkansas earned a total of nine top-10 NCAA finishes and 12 top-20 NCAA finishes.

Arkansas continued its championship momentum, winning eight Southeastern Conference championships (men's and women's cross country, soccer, men's and women's indoor track and field, men's outdoor track and field, softball regular season, softball tournament) and winning a New Year's Day bowl game in football for the first time since 2000. In the past two years alone, Arkansas has won 18 SEC regular season or tournament crowns. In addition, the Razorbacks advanced to the College World Series, the Elite Eight in men's basketball and women's soccer, and the NCAA Golf Championships in both men's and women's golf.

In the classroom, Razorback student-athletes earned a program-record 3.27 GPA in the spring semester and a total of 97 Razorback student-athletes earned their degrees and added their names to Senior Walk in the 2021-22 academic year.

In 2020-21, Razorback Athletics turned in one of the most successful years in school history, including a then program-best eighth place finish in the 2020-21 Learfield IMG Directors' Cup. Arkansas' previous best finish, prior to 2020-21, was 14th in the competition that tracks the nation's most successful intercollegiate athletics programs.

The Razorbacks won another NCAA title (Women's Indoor Track & Field), earned eight Top-10 NCAA finishes and a remarkable 10 Southeastern Conference regular season and tournament championships, including SEC triple crown sweeps in both men's and women's cross country & track and field, a second-straight soccer regular season crown, the program's first softball regular season title and a baseball regular season and tournament championship. Arkansas' championship total led the league and doubled the next closest SEC program.

Meanwhile, Razorback student-athletes combined for a 3.25 GPA and 104 student-athletes graduated from the University of Arkansas. A multi-million-dollar renovation of the Randal Tyson Track Center was completed, while brand new facilities, including the \$27 million J.B. and Johnelle Hunt Family Baseball Development Center and the \$15 million Frank O'Mara Track and Field High Performance Center were constructed.

Yurachek's leadership is also making a difference within Arkansas, the SEC and throughout intercollegiate athletics. Arkansas Governor Asa Hutchinson named Yurachek to the Governor's Economic Recovery Task Force, to help guide state reopening in the wake of COVID-19. In April 2021, Yurachek was named to the NCAA Football Oversight Committee, after previously serving on the NCAA Football Competition Committee.

While 2020-21 was the culmination, the program's trend of success under Yurachek's leadership was taking shape in previous years. Even in an abbreviated 2019-20 competition schedule, Razorback Athletics built an impressive resume, including winning its first NCAA championship in women's cross country and its first SEC title in soccer. In addition, the Razorbacks earned SEC championships in women's cross country and men's and women's indoor track and field. Razorback student-athletes followed suit in the classroom, earning a 3.24 cumulative GPA with 107 student-

athletes adding their names to Senior Walk as University of Arkansas graduates.



Razorback Athletics was also at the forefront of several key initiatives in 2019-20. In October, Nolan Richardson Court was dedicated at Bud Walton Arena. The Eddie Sutton Men's Basketball Practice gymnasium was created at the Basketball Performance Center.

In 2018-19, Arkansas finished No. 23 in the Learfield IMG College Directors' Cup, including finishing first among programs with 19 or fewer teams. Arkansas captured two NCAA team championships (women's indoor and outdoor track & field), four SEC team championships (women's cross country, women's indoor and outdoor track & field, men's golf) and four SEC team runner-up finishes (soccer, men's cross country, men's indoor track & field and women's basketball).

In addition, the Razorback Baseball team won a share of the SEC Western Division title and advanced to its second straight College World Series. A total of 14 programs were nationally ranked during 2018-19, including five in the top 10. Arkansas had four NCAA individual and 22 SEC individual champions.

Razorback student-athletes continued to achieve at a high level in the classroom, posting a cumulative GPA of 3.24. The program graduated 98% of student-athletes who exhausted their athletic eligibility.

In 2018-19, Arkansas hosted its first NCAA Men's and Women's Golf Championships at Blessings Golf Club. In addition, Arkansas was home to the 2019 SEC Indoor and Outdoor Track & Field Championships as well as both an NCAA Baseball Regional and Super Regional at Baum-Walker Stadium.

Yurachek launched several initiatives to further engage Arkansas and Razorback fans around the world. In August 2018, as part of the One Razorback campaign, the inaugural One Hog Call event was held in Fayetteville, Little Rock and around the globe. Razorback fans from more than 16 countries and 40 states participated in a simultaneous Hog Call.

Yurachek's first full year in Fayetteville saw tremendous success. Arkansas tied a program record with a No. 16 finish in the 2017-18 Learfield Sports Directors Cup, and first in the nation among schools with 19 or fewer sports.

In 2017-18, Arkansas captured four SEC championships (men's and women's cross country, women's indoor track, women's golf), including the school's first SEC crown in women's golf. The Razorbacks earned three top-five national finishes including national championship runner-up finishes at the 2018 NCAA Women's Indoor Track and Field Championships and the 2018 College World Series. Four Arkansas student-athletes earned individual national championships.

In the 2018 spring semester, Razorback student-athletes earned a record-tying 3.25 GPA and 282 student-athletes secured a spot on the department honor roll. Nearly 125 Razorback student-athletes added their name to Senior Walk as graduates of the University of Arkansas.

Yurachek came to Arkansas from the University of Houston where he served as the vice president for athletics. Prior to Houston, Yurachek served as Director of Athletics at Coastal Carolina University, where Coastal won 29 Big South Conference championships. Yurachek was named





VICE CHANCELLOR AND DIRECTOR OF ATHLETICS HUNTER YURACHEK

Under Armour FCS Athletic Director of the Year in 2014. He has also worked at the University of Akron, the University of Virginia, Western Carolina University, Vanderbilt University and Wake Forest University.

In Yurachek's first two years at Houston, the Cougars' sport programs eclipsed 225 points in the Learfield Directors' Cup in back-to-back years for the first time in department history, securing top-three finishes in The American Athletic Conference both years. The Cougars improved to second in 2016-17 after finishing third in 2015-16. Houston's programs combined for a league-leading five American Conference team championships and 22 American Conference individual titles.

The success was not limited to the field of play, however, as UH student-athletes opened the fall semester with a record 96 student-athletes on the Dean's List. That record was short lived as 109 student-athletes earned Dean's List honors in the spring semester. Houston student-athletes combined for the highest spring GPA (2.95), highest cumulative GPA following a spring semester (2.93) and the highest average hours passed in a spring semester (14.1) in department history.

The 2016-17 year also saw the continuation of an aggressive facilities plan as construction began on the \$60 million renovation of the Fertitta Center, the football indoor practice facility and a baseball player development center and clubhouse with more than \$85 million of projects all privately funded.

In his first year in the role, Houston recorded its highest finish in the Learfield Directors' Cup since 1999-2000 and its second-highest finish in school history with 296.5 points to finish 73rd nationally. The 2015-16 academic year saw the Houston Football program capture The American Athletic Conference Championship and a Chick-fil-A Peach Bowl win over Florida State, the Houston Men's Track & Field program win The American Indoor and Outdoor Championships and the Houston Women's Golf program claim an American Championship in only its second year with a full team. In addition, the Men's Basketball program returned to the NCAA postseason for the 29th time in program history and the Men's Golf program advanced to the NCAA Championships for the third straight year.

All of the athletic achievements occurred while UH student-athletes recorded the second-best fall GPA, 2.91, and second-best spring GPA, 2.87, in athletic department history while placing a record 88 student-athletes on the University's Dean's Honor List in the spring.

Yurachek led the Houston Athletics fundraising charge with a record amount \$5.2 million in private donations to the Athletics general scholarship fund in the 2014-15 fiscal year. Focused on improving the student-athlete experience, Yurachek also led a department that unveiled the completed Guy V. Lewis Development Center for the Houston Men's and Women's Basketball programs, Carolyn and Ron Yokubaitis Field at Carl Lewis International Track & Field Complex, one of the nation's largest collegiate baseball video boards, a renovated Houston Football locker room and a short game facility for the Houston Men's and Women's Golf programs.

Named by Chancellor Dr. Renu Khator as Chair for a campus-wide steering committee established to oversee the grand opening events for the \$128 million TDECU Stadium, Yurachek assisted in the cultivation, solicitation and securing of a 10-year, \$15 million-naming rights agreement for TDECU Stadium with the per year value ranking in the top ten nationally for collegiate venue naming rights agreements.

Yurachek was instrumental in the national search and hiring of football and men and women's basketball head coaches (Tom Herman, Kelvin Sampson, Ronald Hughey) while overseeing the development and implementation of



a \$500,000 remodeling project to the men and women's basketball locker rooms.

He served as liaison with an architectural design firm on the plans for the \$25-million Guy V. Lewis Development Center as well as overseeing the development and implementation of a \$500,000 facility enhancement to the Athletics/Alumni Center, including the addition of Cougar Cafe, a student-athlete nutrition center.

Yurachek came to Houston after serving four years as Director of Athletics at Coastal Carolina University where he oversaw a department featuring 18 men's and women's NCAA Division I sport programs. A testament of his vision, Yurachek was named the 2014 Under Armour FCS Athletic Director of the Year in May of 2014.

Under Yurachek's leadership, the Chanticleers won a total of 29 Big South Championships (both regular season and tournament championships), made 30 NCAA appearances and finished a program-best 79th in the 2012-13 Learfield Director's Cup.

During Yurachek's time of leadership, Coastal hosted an NCAA Baseball Regional; NCAA Baseball Super Regional; NCAA Division I Football championship contests in 2010 and '13; and NCAA Men's Soccer Championship matches in 2011, '12 and '13, as well as winning a competitive bid to host the VisitMyrtleBeach.com Men's and Women's Big South Basketball Championships in 2013, 2014 and 2015, sponsored by the Myrtle Beach Area Chamber of Commerce.

Coastal Carolina student-athletes posted a 3.028 grade point average (GPA) for the fall 2013 semester and saw its overall GPA rise from 3.053 to 3.108. Of the 434 student-athletes, 253 - or 58.3 percent - posted a GPA between 4.0 and 3.0, including 28 who earned President's List (4.0 GPA for the semester) and an additional 117 who earned Dean's List recognition.

In addition, during Yurachek's tenure Coastal Carolina student-athletes earned:

- 363 All-Big South honors
- 31 All-Big South Player of the Year honors along with 13 Big South Freshman of the Year honors
- 28 All-America honors
- 11 Big South Scholar-Athlete of the Year honors in their respective sports
- 5 Academic All-America honors
- 4 national postgraduate scholarships
- 3 Big South Conference Christenberry Awards for Academic Excellence

With all the success, the Coastal Carolina department operated within a balanced budget during Yurachek's tenure,

thanks to his zero-budget initiative and the unprecedented revenues generated since his arrival with his restructuring of the external relations department. In his first year, the department revenue was at \$560,000, including \$316,000 in ticket sales and sponsorships at \$250,000. After the 2012-13 year, revenue came in at \$1.4 million, thanks to \$549,000 in ticket sales and \$600,000 in sponsorships.

Since 2010, the Department of Athletics added women's lacrosse; launched Champions for Life, a life skills enhancement program for student-athletes; signed a five-year \$1.1 million contract with an athletic apparel provider; established the Letterwinners Association; successfully completed NCAA Cycle 3 Recertification; and has been featured on the front page of the sports section of USA Today with the headline reading "Coastal Carolina Piles up Sports Success."

Also, during Yurachek's tenure, several major projects that supported intercollegiate athletics totaling more than \$250 million were included in the University's ongoing capital improvements across the campus.

Prior to his appointment at Coastal Carolina University, Yurachek was executive senior associate athletics director at the University of Akron. He led and managed the Zips' external relations unit, which included marketing and promotions, media relations, ticket operations, development (Z-Fund), video operations and merchandising. In addition, he was the sport administrator for men's basketball, men's golf and women's golf and worked closely with the football program.

Yurachek has also held various athletics administration leadership positions at the University of Virginia, Western Carolina University, Vanderbilt University and Wake Forest University.

He earned his bachelor's degree in business management at Guilford College in 1990, where he was a four-year letter winner in basketball. He earned his master's degree in sports administration from the University of Richmond in 1994.

Born in Richmond, Va., and raised in Charlotte, N.C., Yurachek, and his wife Jennifer have three sons: Ryan, Jake and Brooks. Ryan is a former Marshall University football student-athlete and is a graduate assistant on the Razorback Football staff. Ryan and his wife Morgan reside in Fayetteville. Jake is a former football student-athlete at the University of Arkansas and now works within intercollegiate athletics at SMU. Brooks is a senior at Fayetteville High School and is a member of the football and boys' basketball teams.



DONALD W. REYNOLDS RAZORBACK STADIUM



Donald W. Reynolds Razorback Stadium (DWRRS) will serve as the home of Razorback Football for the 85th season during the 2022 campaign. Since opening in 1938, the Razorbacks have played 309 games at the current site, winning more than 64 percent of their contests.

Located on the western side of campus, DWRRS was formerly known as Razorback Stadium before being renamed in 2001 in honor of the late Donald W. Reynolds. The playing field is named in honor of former athletics director and the winningest, longest-tenured head football coach in University of Arkansas history, Frank Broyles.

Upon undergoing many modifications, DWRRS gives the University of Arkansas one of the finest football facilities in the nation. A \$160 million stadium renovation and north end addition was completed prior to the 2018 season. All existing suites and club areas were renovated, and additional elevators were constructed in the northwest and northeast corners of the stadium. As part of the same project, a south video board was added in time for the 2017 season. The north end addition is home to the new Broyles Athletics Center as well as suites, loge boxes, club seats and club areas. The addition also provided new concessions and restrooms as well as a stadium-wide concourse that allows the flow of fans throughout the stadium. A new football team locker room, press conference room, other team areas and various displays celebrating Razorback history and traditions were also part of the north end addition.

Prior to the 2001 season, the stadium underwent a dramatic advancement – a \$110 million project, which included a \$20 million gift from the Donald W. Reynolds Foundation, increased the seating capacity from 51,000 to 72,000.

The renovation included reconstructed concourses with a brick facade that completely enclosed the concrete and steel below the stands. In addition, the concourses were widened, and concession areas and restrooms were replaced.

Known as “Championship Alley,” the east concourse displays all 13 conference championships, the 1964 national title and every football letterman. The south end zone concourse, “All-American Alley,” is dedicated to the 61 Razorback All-Americans. The west concourse, “Bowl Alley,” commemorates each of the program’s 44 bowl teams.

Another noticeable addition was the enclosure of the south end zone, which features chair back seating and the addition of approximately 7,300 total seats as well as a food court with vendor space.

Along with an expanded press box, which includes Orville Henry Press Row, 68 luxury suites/skyboxes were added, bringing the total to 134.

The 3,800 square foot Wilson Matthews A Club was added on the east side next to a 6,500-seat upper deck that is complemented by enclosed premium club seating. The stadium’s capacity includes 8,950 club seats, inside and out.

One of the first expansion projects occurred in 1950 and included the

construction of a new press box and 5,200 more seats on the west side. Another 5,200-seat addition to the east side was completed in 1957.

Earlier building efforts in 1965 and 1969 raised capacity to 42,678 – a figure held steady for more than a decade.

Prior to 2001, the last previous expansion occurred before the 1985 season and added additional seats and skyboxes, bringing the facility to 50,000 seats.

Astroturf was added in 1969. The playing surface then returned to natural grass in 1995 prior to its transition to synthetic turf in 2009. The surface reverted to a natural grass beginning with the 2019 season.

Making its debut on Sept. 24, 1938, as Arkansas defeated Oklahoma A&M, 27-7, the stadium was dedicated later that year on Oct. 8 when the Razorbacks hosted Baylor.

Constructed as a Works Progress Administration project with an original capacity of 13,500, the facility was first enlarged upon the arrival of John Barnhill as athletic director in 1947 when an additional 2,500 seats were added to the north end of the east and west grandstands.

Prior to 1938, the Razorbacks played in a 300-seat stadium built in 1901 on land atop “The Hill,” now occupied by Mullins Library and the Fine Arts Center.

QUICK FACTS

Capacity: 76,000

First Game: Sept. 24, 1938 - Arkansas 27, Oklahoma A&M 7

Dedicated: Oct. 8, 1938 - Baylor 9, Arkansas 6

DWRRS Record: 199-108-2 (.647)

Fayetteville Record: 317-141-10 (.688)

ALL-TIME TOP 10 CROWDS

RANK	OPPONENT	DATE	ATTENDANCE
1.	Alabama	Sept. 25, 2010	76,808
2.	Tennessee	Nov. 11, 2006	76,728
3.	Southern California	Sept. 2, 2006	76,564
4.	Texas	Sept. 11, 2004	75,671
5.	Alabama	Oct. 8, 2016	75,459
6.	LSU	Nov. 12, 2016	75,156
7.	Alabama	Sept. 23, 2006	74,687
8.	Alabama	Sept. 15, 2012	74,617
9.	Texas	Sept. 11, 2021	74,531
10.	Florida	Nov. 5, 2016	74,432



FRANK BROYLES

For more than five decades, Frank Broyles helped shape intercollegiate athletics as a legendary coach, nationally respected administrator and a tireless goodwill ambassador for his university and state.



In July 2014, Broyles stepped away from his day-to-day duties with the Razorback Foundation after a combined 55 years of service with the Department of Intercollegiate Athletics and Razorback Foundation. Broyles served as Athletics Director Emeritus.

In his 19-year stint as Arkansas' head coach, the Razorbacks posted a record of 144-58-5, captured seven SWC championships, one national championship and earned 10 bowl berths. Broyles was a six-time SWC Coach of the Year and became the mentor to dozens of assistant coaches preparing them for successful head coaching careers in both college and pro football. His impact on the coaching profession is best measured in the development of more than 40 head coaches. Former Broyles' assistant coaches have combined to win five Super Bowls, five national championships, more than 40 conference titles and more than 2,000 games. His legacy is celebrated annually with the presentation of the Broyles Award to the nation's top assistant football coach.

Broyles assumed the role of athletics director in July 1973 and remained in that position long after retiring from coaching in 1976. While universally recognized for his coaching prowess, it was his keen administrative and business skills that allowed Broyles to charter a steady course of success for the Razorbacks. Broyles laid the groundwork for transforming the athletic program into an all sport program that produced 41 national championships, 57 SWC and 48 SEC championships, 22 bowl appearances and a bevy of other team and individual accomplishments under his tenure.

On Nov. 3, 2007, Frank Broyles Field, the on-campus football playing field for the Arkansas Razorbacks within Donald W. Reynolds Razorback Stadium, was named for the longtime head football coach and athletics director. The field was dedicated at halftime of the Arkansas-South Carolina game in an on-field ceremony that included Broyles once again leading former Razorback football lettermen through the "A" and a surprise visit from broadcasting legend and Broyles' former ABC Sports broadcasting partner Keith Jackson. The dedication culminated a memorable weekend that also included a reunion of former football lettermen spanning Coach Broyles' 19-year career as the Razorbacks' head football coach.

On Nov. 23, 2013, a bronze statue was dedicated in Broyles' honor in front of the Broyles Athletic Center. The statue, sculpted by Dr. Gary Renegar, stands seven and a half feet and weighs more than 700 pounds.

Broyles, 92, died from complications of Alzheimer's Disease, on Aug. 14, 2017.





WAR MEMORIAL STADIUM



The Razorbacks' home venue in Central Arkansas for 72 years, War Memorial Stadium/AT&T Field will host Arkansas football games through 2025. Arkansas is slated to face Western Carolina (2023), UAPB (2024) and Arkansas State (2025) in Little Rock.

Three-year Arkansas letterman and Medal of Honor recipient Maurice (Footsie) Britt was the featured speaker during dedication ceremonies for War Memorial Stadium on Sept. 18, 1948. On that day, a crowd of 24,950 (a record football attendance in Arkansas at that time) watched the Razorbacks defeat Abilene Christian, 40-6.

During its existence, the facility has expanded from its original capacity of 31,000 to its current figure of 54,120.

A complete lighting system and AstroTurf surface were added for the 1970 season with a new artificial surface to follow in 1974. Ten years later, another new layer of artificial turf was installed before a return to natural grass was made in 1994. AstroPlay was installed for the 2002 season. War Memorial Stadium installed a new turf manufactured by Field Turf during the summer of 2010 and the field was named AT&T Field. In addition, a new \$7.5 million press box that includes 500 club seats was constructed for the 2010 football season. The War Memorial Stadium Commission, along with the University of Arkansas Athletic Department, has renovated the Razorback Letterman's Club and Recruit Room.

In 1974, the press box was honored as the best in the nation by the Football Writers Association of America, a recognition for the facility and the services provided. The press floor is now named for longtime sportswriter and an authority on Razorback history, Orville Henry.

QUICK FACTS

Capacity: 54,120

First Game and Dedication: Sept. 18, 1948 - Arkansas 40, Abilene Christian 6

WMS Record: 152-62-4 (.706)

Little Rock Record: 169-68-5 (.709)





AT&T STADIUM



In 2008, Arkansas and Texas A&M officials agreed to enter into an agreement with AT&T Stadium, home of the Dallas Cowboys in Arlington, Texas, to renew its long-time storied rivalry under the name "Southwest Classic."

After a 16-year absence, the 2009 season marked the return of the rivalry between the former Southwest Conference foes. This time, the Razorbacks and Aggies clashed in a non-conference showdown where Arkansas claimed a 47-19 victory. The matchup followed suit in 2010 and 2011, both resulting in Razorback victories.

Due to scheduling conflicts associated with the Aggies' move to the SEC in 2012, the schools were forced to alternate home venues for the 2012 and 2013 contests; however, the contest returned to Arlington in 2014 and kicked off the first game of an 11-year agreement. Arkansas leads the all-time series versus the Aggies, 42-33-3.

One of the most expensive sports venues ever built, AT&T Stadium was completed in 2009 and is fourth-largest in capacity in the NFL. Capacity can expand to seat upwards of 85,000 people. The \$1.15 billion project was spearheaded by Dallas Cowboys owner and former co-captain of the Arkansas 1964 national championship team, Jerry Jones.

Containing the world's largest column-free interior and the fourth largest high definition video screen, which hangs from 20-yard line to 20-yard line, the facility also serves as a multi-purpose venue for concerts and other college and high school athletic events.

QUICK FACTS

Capacity: 71,815

First Arkansas Game: Oct. 3, 2009 - Arkansas 47, Texas A&M 19

AT&T Stadium Record: 5-6 (.455)






FRED W. SMITH FOOTBALL CENTER



The 80,000 square-foot Fred W. Smith Football Center opened in 2013 and includes a spacious locker room, team meeting rooms, training room, equipment room, a student-athlete lounge and study area, coaches' offices, a recruiting reception area and football displays celebrating the tradition of Razorback Football. In the fall of 2012 as part of the football center project, two new practice fields and a parking deck were completed south of the Walker Family Training Center providing the football team with spectacular new practice venues and university faculty and students with approximately 225 covered parking spaces.

Fred W. Smith, former chairman of the Donald W. Reynolds Foundation and longtime benefactor of the University of Arkansas and Razorback Athletics, passed away at age 84 on April 29, 2018 in Santa Monica, California. Through his work with the Donald W. Reynolds Foundation, Mr. Smith was instrumental in the university's securement of several multi-million-dollar gifts, including the Donald W. Reynolds Razorback Stadium expansion, the Jerry and Gene Jones Family Student-Athlete Success Center and the Student-Athlete Development program, within Razorback Athletics.

In 2011, under Mr. Smith's leadership, the Donald W. Reynolds Foundation issued a \$10 million challenge grant to help generate funding for a new football operations building for the University of Arkansas. In 2013, the \$40 million Fred W. Smith Football Center was dedicated providing Razorback Football with a new home.





JONES FAMILY STUDENT-ATHLETE SUCCESS CENTER



The Jerry and Gene Jones Family Student-Athlete Success Center helps address the academic, nutritional, personal and professional development of more than 460 student-athletes in an approximately 55,000 square foot facility, creating an integrated academic support program focused on graduation of all student-athletes at the University of Arkansas.

- 31 Tutor Rooms
(11 large rooms for 6-8 people and 20 small rooms for 2-4 people).
- 5,000 square feet of open study / lounge space.
- 2,300 square feet of Computer Lab Space
(2 computer labs – large and small).
- 1,500 square feet of Group Lab Space.
- 25 Offices for staff and academic counselors.
- 1,500 square feet in the Multi-Purpose Room with capacity of 90 or more.
- 150 Seat Auditorium (Designed for hosting the Razorback Leadership Academy, seminars, guest speakers, large group presentations and other Athletic Academic programming with full A/V capabilities).
- Designated area for Educational Enrichment Services.
- Designated area for Student-Athlete Development.
- Wellness area with offices for staff psychologist and nutritionist.
- Dining Hall with full-service kitchen and seating for approximately 250 people.





HEAD COACHES



BROOKE BAILEY
Director of Spirit
Programs
7th Season



CHRIS BUCKNAM
Men's Cross Country
Men's Track & Field
15th Season



COURTNEY DEIFEL
Softball
8th Season



COLBY HALE
Soccer
11th Season



NEIL HARPER
Swimming & Diving
7th Season



LANCE HARTER
Women's Cross Country
Women's Track & Field
33rd Season



BRAD McMAKIN
Men's Golf
17th Season



ERIC MUSSELMAN
Men's Basketball
4th Season



MIKE NEIGHBORS
Women's Basketball
6th Season



SAM PITTMAN
Football
3rd Season



**CRISTINA
SANCHEZ-QUINTANAR**
Women's Tennis
2nd Season



SHAUNA TAYLOR
Women's Golf
16th Season




JAY UDWADIA
Men's Tennis
1st Season



DAVE VAN HORN
Baseball
21st Season



JASON WATSON
Volleyball
7th Season



JORDYN WIEBER
Gymnastics
4th Season



SENIOR ATHLETICS STAFF



**HUNTER
YURACHEK**
Vice Chancellor/
Director of
Athletics



**DERITA
RATCLIFFE DAWKINS**
Asst. Vice Chancellor/
Deputy AD/Student-
Athlete Wellness/SWA



**CLAYTON
HAMILTON**
Deputy AD/
CFO



**RICK
THORPE**
Deputy AD/
External
Engagement



**KAT
DEVENPORT**
Chief of
Staff



**KEVIN
TRAINOR**
Sr. Associate AD/Public
Relations & Former Student-
Athlete Engagement



**MATT
TRANTHAM**
Sr. Assoc. AD/Capital Projects,
Facility Maintenance,
Grounds & Equipment



**TERRY
PRENTICE**
Sr. Assoc. AD/Athletic
Brand Development &
Inclusive Excellence



**MATT
McCOY**
Sr. Associate
General Counsel for
Athletics



**JULIE
CAIN**
Associate AD/
Event Management



**PATRICK
DALE**
Associate AD/
Facilities



**MICHELLE
GLOVER**
Associate AD/
Broadcast
Services



**PETE
HEIM**
Associate AD/
Ticket Operations &
Sales



**JUSTIN
MALAND**
Associate AD/
Capital Projects



**TRICIA
MATYSAK**
Associate AD/
Sports Medicine



**TAYLOR
McGILLIS**
Associate AD/
Marketing & Brand
Development



**ELVIS
MOYA**
Associate AD/
Community Relations &
Fan Engagement



**KYLE
PARKINSON**
Associate AD/
Communications



**FELECIA
SAINE**
Associate AD/
Academics & Student-
Athlete Development



**TRACEY
STELIK**
Associate AD/
Compliance



**DR. CHRIS
BADER**
Assistant AD/
Mental Health &
Performance



**ED
KACZYNSKI**
Assistant AD/
Sales & Premium
Services



**WILL
LANDRETH**
Assistant AD/
Compliance



**LACY
NEEDHAM**
Assistant AD/
Business Office



Welcome Home

The University of Arkansas is a welcoming campus of students, faculty and staff who are determined to build a better world. Tradition and innovation merge here, creating life-changing opportunities and a sense of belonging, one student at a time. As one of the nation's top public research universities, the U of A has been dedicated to Arkansas since 1871.



Read more about the university's determination to build a better world.

\$194.7 Million I³R Research Institute

The Walton Family Charitable Support Foundation granted the U of A nearly \$200 million to establish the Institute for Integrative and Innovative Research (I³R,) which will transform the university's research, innovation and economic development culture.

Women innovators at the University of Arkansas

create new intellectual property at a rate of **twice the national average**, participating in nearly 50% of invention disclosures received by Technology Ventures.



MOST DEGREE PROGRAMS IN THE STATE

More than 200 baccalaureate, master's, doctoral, professional and specialist degree programs.

RAZORBACK STUDENT ATHLETES



recorded a program cumulative 3.27 GPA in 2021-2022.



HIGHEST RESEARCH CLASSIFICATION

The Carnegie Foundation for the Advancement of Teaching places the U of A in its highest research category, a status shared by only 3 percent of the nation's universities.



Success Happens Here

Student success is a high priority at the University of Arkansas. Opened in 2022, the Cordia Harrington Center for Excellence (CORD) is available to assist students with outreach, programs, and resources to overcome barriers – from the first day of classes through graduation. The CORD houses academic initiatives programs, such as tutoring, the writing studio, supplemental instruction, and peer academic coaching and is located in the heart of campus.



Enrollment: 29,068
Student-to-Faculty
Ratio **19:1**

2021-2022 school year



SCHOLARSHIP AWARDS

**MORE THAN
\$94 MILLION**

In FY21, **more than
\$98.6 million in
academic and
need-based
scholarships** and
grants were awarded
to undergraduate
students.



Notable Graduates

Jerry Jones, owner of the
Dallas Cowboys
Veronica Campbell-Brown,
Olympic gold medalist
T.J. Holmes, ABC News
Correspondent and Good
Morning America Host
Doug McMillon, President and
CEO of WalMart Stores, Inc.



83% incoming
HONORS COLLEGE

freshman fellows hail
from Arkansas.

NATIONALLY COMPETITIVE AWARDS



TRUMAN SCHOLARS
Top 10 public institutions

**GOLDWATER
SCHOLARS**

Top 25 public
institutions

RHODES SCHOLARS

Top 50 public institutions



#1 in the Nation for Supply Chain

The supply chain management
undergraduate program at the
Sam M. Walton College of Business is
ranked No. 1 in North America by a
leading global research firm, Gartner.

Senior Walk

Our greatest achievements
are etched in stone at the
University of Arkansas, with
more than 3.5 miles of
sidewalk bearing the names of
all of our graduates. Stretching
across campus, Senior Walk
is a unique tradition that
includes the names of more
than 200,000 graduates, and
counting.



**RESEARCH
EXPENDITURES**

IN FY20

**\$165.9
MILLION**

Scenic Spots on Campus

Greek Theatre

➤ The Chi Omega Greek Theatre is a popular place for concerts, pep rallies or simply enjoying the sun between classes.



◀ The newly renovated **David W. Mullins Library** provides not only some of the quietest and most spacious study areas, but its east entrance colonnade is also one of the most picturesque spots on campus.

➤ One of the main trailheads for the 36-mile **Razorback Greenway** can be found right on campus, providing access to anyone searching for the great outdoors.



◀ The courtyard **Curvahedra** located outside Gearhart Hall showcases the beauty and artistry of mathematics and provides an area of relaxation for our campus community.

➤ One of the most popular spots on campus in good weather, the **lawn at Old Main** provides an abundance of trees and green space in front of the U of A's oldest building and is steeped in the university's history.





INTERIM CHANCELLOR

DR. CHARLES F. ROBINSON

Dr. Charles F. Robinson was named interim chancellor of the University of Arkansas flagship campus on August 16, 2021. In this role, he leads the university's land-grant mission to provide opportunity and transform lives through education, research, and service.



Robinson has served on the University of Arkansas campus for more than 20 years, beginning as an assistant professor of history in 1999. In that time, he has successively been promoted to positions of increasing leadership and responsibility, including director of the African and African American Studies Program, vice provost for diversity and vice chancellor for Student Affairs. Most recently, Robinson served as provost and executive vice chancellor for Academic and Student Affairs. In this role, he enhanced communication and coordination of the university's academic and student affairs endeavors in order to support a more holistic approach to student success on campus.

Throughout his tenure at the University of Arkansas, Robinson has consistently led institutional progress in diversity recruitment, student success, and retention and graduation efforts, while articulating new academic initiatives and development goals to better serve campus and meet the needs of students.

As vice provost for diversity, Robinson established a number of programs focused on making the U of A more accessible for Arkansas students. These include the College Access Initiative, a college readiness outreach program serving underrepresented students and under-resourced schools statewide, as well as the ACT Academy, designed to help students prepare for college entrance exams and academic success. Robinson also led the creation of Razorback Bridge Outreach, a student recruitment, scholarship and retention program reaching underrepresented students.

As vice chancellor for Student Affairs, Robinson pioneered a major restructuring of the Division of Student Affairs, better positioning the unit to focus on student success. Robinson led the main capital campaign initiative for Advance Arkansas - a \$10 million scholarship effort for first-generation, low-income Arkansans. Additionally, he fostered the creation of the first summer bridge program at the university and established a new line of residential student scholarships aimed at supporting Arkansas students living in campus housing.

Under his leadership, the university constructed Adohi Hall, a \$79 million campus project that is the only residence hall in the United States to use cross-laminated timber, a construction process that reduces environmental impact. Robinson also oversaw a \$22 million expansion of Pat Walker Health Center and led strategic planning for the university's Student Success Center, a 71,000 square foot facility focused on increasing access to services on campus for all students. Each innovation has helped to better position the university to serve students during a time of record enrollment.

Robinson's research and teaching focus on southern history and race relations, African American studies, sexuality in history and Civil Rights, among other topics. He has earned many awards for his teaching, including the Fulbright College Master Teacher Award, Arkansas Student Alumni Board Teacher of the Year, and an induction into the university's Teaching Academy.

Robinson holds a bachelor's degree in history from the University of Houston, a master's degree in history from Rice University, and a doctorate in history from the University of Houston. He has authored numerous books, including *Remembrances in Black: Personal Perspectives of the African American Experience at the University of Arkansas*, *Dangerous Liaisons: Sex and Love in the Segregated South* and *Forsaking All Others: A True Story of Interracial Sex and Revenge in the 1880s South*.



BOARD OF TRUSTEES & FACULTY ATHLETICS REPRESENTATIVE

The University of Arkansas System Board of Trustees serves as the institution's governing body. The board is comprised of 10 trustees representing each of the state's four congressional districts. The president is the chief executive officer of the University of Arkansas System and reports to the Board of Trustees. Each campus has a chancellor as its chief executive officer, reporting directly to the president.



C.C. "CLIFF" GIBSON III
Chairman
Monticello (2023)



MORRILL HARRIMAN
Vice Chairman
Little Rock (2024)



TED DICKEY
Secretary
Stuttgart/Little Rock (2030)



KELLY EICHLER
Assistant Secretary
Little Rock (2026)



TOMMY BOYER
Fayetteville (2027)



SHEFFIELD NELSON
Little Rock (2025)



STEVE COX
Jonesboro (2028)



ED FRYAR, PH.D.
Rogers (2029)



JEREMY WILSON
Bentonville (2031)



COL. NATHANIEL TODD
Pine Bluff (2032)

DR. PAUL ADAMS FACULTY ATHLETICS REPRESENTATIVE

Dr. Paul Adams, professor of biochemistry in the Department of Chemistry and Biochemistry and faculty member in the U of A's interdisciplinary cellular and molecular biology program, earned a B.S. in biochemistry from Louisiana State University and a Ph.D. in biophysical chemistry from Case Western Reserve University.

Adams' research and scholarly activities have garnered federal funding from the National Institutes of Health, the National Science Foundation, as well as from state agencies such as the Arkansas Biosciences Institute, the Arkansas Science and Technology Authority and the Winthrop P. Rockefeller Foundation at the University of Arkansas for Medical Sciences.

He has directed the research projects of over 70 honors, undergraduate, graduate and postdoctoral students in his laboratory at the university and has mentored many other students since arriving to the U of A.



Honors and awards Adams has recently received include: the William and Wilma Haines Distinguished Lecturer in Biochemistry, Wabash College, Crawfordsville, IN (2017); the Distinguished Faculty Award from The Honors College (2017); Top 10 Most Outstanding Faculty Member, U of A Student Government and Student Alumni Associations (2018); Faculty Researcher National Role Model, National Minority Access Inc. (2019); Lifetime Achievement Award, Northwest Arkansas Martin Luther King Jr. Council (2020).

Adams' most recent accomplishment came in the form of an election to the Executive Board of Directors of the National Organization for the Professional Advancement of Black Chemists and Chemical Engineers in the summer of 2020.

Since 2017, Adams has served as principal investigator of an NSF grant that funded the U of A's Honors College Path Program, which recruits talented high school students from underrepresented populations to help them thrive and succeed at the university.

In December 2019, Adams was selected as a member of the first cohort of the UARK Leaders Program, a program offered through the Office of the Provost, the Office of Human Resources and Walton College of Business Executive Education. This new leadership development program was launched to support the professional growth of influential and up-and coming university leaders while enhancing collaboration and innovation on campus.



THE SOUTHEASTERN CONFERENCE

GREG SANKEY, COMMISSIONER, SEC

Greg Sankey became the eighth Commissioner of the Southeastern Conference on June 1, 2015, and immediately embarked on a journey to build upon the SEC's recognized success, strong foundations and rich traditions.

Sankey has successfully introduced change and advancement for the conference while respecting the institutional traditions that make the SEC unique. With an understanding of the highly competitive environment of college sports, he has fostered the collaborative culture of the SEC that sets the conference apart and supports its continuing success.

Sankey brings a big picture approach to his position through continuing focus on a vision that positions the SEC to leverage its athletics success and popularity for a greater overall cultural and economic impact on the region, the nation and the world.



Based upon conference-wide success and growth, the SEC was the only college conference named a finalist for the Sports Business Journal's League of the Year Award in 2017-18, a nomination shared with the National Basketball Association (NBA), Major League Baseball (MLB), Ladies' Professional Golf Association (LPGA), National Hockey League (NHL) and Major League Soccer (MLS).

During his first major address as Commissioner, he introduced his concept of "Scholars. Champions. Leaders." to describe the ultimate potential of the SEC. "Educating scholars and supporting champions provides the platform for developing leaders who will influence the world," Sankey said in his opening remarks at SEC Football Media Days in 2015.

ADVOCATING FOR STUDENT-ATHLETE OPPORTUNITY

Now in his fifth year as Commissioner of the SEC, Sankey has established himself as an advocate for the student-athlete, creating a framework to provide young people in the Conference with challenging leadership opportunities and expanded resources to succeed at the highest levels of academic and competitive success. New student-athlete focused initiatives under Sankey's leadership include:

- Creation of a new position in the SEC office for a Director of Student-Athlete Engagement, a role focused on offering student-athletes the opportunity to participate in Conference leadership and prepare for life after their intercollegiate athletics participation concludes. (August 2015)
- Introduction of Student-Athlete Leadership Councils for Football, Men's Basketball and Women's Basketball which, in addition to the Conference's longstanding Student-Athlete Advisory Committee, provide student-athletes with enhanced opportunities to engage with campus leaders and Conference office staff. (May 2016)
- Introduction of a Student-Athlete Career Tour during SEC Football Championship Week in Atlanta, which annually provides a group of student-athletes with opportunities to engage in career exploration with high level corporations and businesses. (December 2016, 2017, 2018)
- Expansion of the student-athlete role at the annual SEC Spring Meetings when student-athlete leaders participate in a robust agenda of interaction with administrators and coaches to provide their perspectives to Conference leaders. (May 2017, 2018, 2019)
- Increased funding for the SEC H. Boyd McWhorter Post-Graduate Scholarship, established in 1986 to honor outstanding student-athletes in the SEC for their accomplishments in athletics and academics. The value of the post-graduate scholarships increased to \$20,000 each for the two winners and \$10,000 each for the 26 finalists. (December 2017)

ADVANCING THE CONFERENCE

Sankey has been intentional and diligent in addressing issues critical to college athletics, with an emphasis on integrity, ethics and sportsmanship:

- Appointed a Working Group on Student-Athlete Conduct to develop recommendations for updated Conference policies governing conduct expectations for student-athletes. As a result, the SEC adopted a serious misconduct policy governing transfers that has served as a model for similar policies subsequently adopted by other conferences and institutions (June 2016, expanded definition June 2017), and later expanded the policy to include all incoming prospective student-athletes. (June 2018)
- Appointed a Working Group on Compliance, Enforcement and Governance, designed to review and update principles which form the foundation of the Conference membership's commitment to SEC and NCAA rules compliance.
- Amended an SEC Bylaw to now require a university president or chancellor to consult directly with the SEC Commissioner before hiring someone "who has engaged in unethical conduct as defined under NCAA Bylaws or who has participated in activity that resulted, or may result, in a Level I, Level II, or major infraction." (June 2017)
- Appointed a Task Force on Sports Gambling to identify issues and solutions with the goal of working with other leaders in sports, both on the collegiate and professional level, as well as governmental leaders, to educate student-athletes on issues related to sports wagering and ensure the integrity of athletics events. (July 2018)

Sankey prioritized the enhancement of Conference championship events to meet the goal of providing student-athletes with life-long memories and exceptional experiences for fans, which has included:

- An agreement with Atlanta's new Mercedes-Benz Stadium to serve as the long-term home for the SEC Football Championship Game. (September 2015)
- An agreement with the City of Hoover, Ala., to continue as host of the SEC Baseball Tournament after the city committed to construction of a \$70 million baseball campus to enhance the baseball tournament experience for student-athletes and fans. (June 2016)
- Engagement with a security consulting firm to review and develop consistent and effective security plans for SEC Championship events. (August 2016)
- A three-year agreement with Greenville, S.C., to provide a multi-year home for the SEC Women's Basketball Tournament at Bon Secours Wellness Arena. (May 2018)

Sankey has focused resources on the development of Conference officiating with a series of measures blending technology with effective leadership to create greater accuracy and consistency for officiating in all sports, including:

- Hiring new coordinators of officials in the sports of men's basketball, women's basketball and softball.
- Working with the NCAA to gain approval for a collaborative instant replay process in the sport of football, which was implemented successfully beginning with the Fall 2016 season. (May 2016)
- Collaborating with the American Athletic and Atlantic Sun conferences to create a men's basketball

officiating consortium, later adding the Sun Belt Conference. (July 2016, May 2017)

- Securing NCAA approval to implement a collaborative instant replay process in the sport of men's basketball beginning with the 2017-18 season. (May 2017)
- Engaging in a consulting agreement with Bob Delaney, an accomplished former NBA official and executive with extensive experience in leadership training, to assume the role of Special Advisor for Officiating Development and Performance. (August 2018)
- Working with the NCAA to expand the number of permissible plays evaluated through video replay in the sport of baseball for the 2018 season (August 2017), and implementing the first centralized replay system in the sport the following year. (March 2019)
- Commissioning Deloitte's Advisory practice to conduct a comprehensive analysis to identify best practices and program standards for the SEC Football Officiating Program. (January 2019)

Another priority under Sankey's leadership is growing exposure for the Conference and effectively publicizing success stories of the SEC. Strategies pursued to achieve this objective include:

- Engagement with The Richards Group, a renowned national marketing agency, to develop a comprehensive branding campaign. The theme - "It Just Means More" - communicates the history, legacy and overall positive impact the SEC has on its region, the nation and the world. (January 2016)
- Introduction of the SEC Graduate Patch, a logo placed on the uniforms of every sport displayed by SEC student-athletes who have earned their undergraduate degree and are continuing their participation in intercollegiate athletics. (October 2016)
- Ongoing collaboration with the SEC Network to create unique exposure opportunities for Conference universities, teams and student-athletes, including behind-the-scenes programming, expanding live championship coverage for Olympic Sports and other unique programming.
- An agreement with SiriusXM to create the first college branded satellite radio channel, SiriusXM SEC Radio, an exclusive 24/7 audio channel dedicated to SEC sports. (November 2017)
- Move of SEC Football Media Days to a new market, taking the signature event to the College Football Hall of Fame in Atlanta while adding a fan event in Centennial Olympic Park to expand the kickoff week to five days of activities. (July 2018)

A CAREER IN COLLEGE ATHLETICS

On March 12, 2015, the Presidents and Chancellors of the SEC announced Greg Sankey would succeed Mike Slive as Commissioner of the SEC.

Sankey, 55, first joined the SEC staff in 2002 as Associate Commissioner for Governance, Enforcement and Compliance and later added supervision of the league's championships staff to his responsibilities. He was elevated to Executive Associate Commissioner and Chief Operating Officer for the league office in 2012, becoming responsible for the day-to-day operation of the SEC Office.

Sankey has been active within the NCAA committee structure. He has served on the Division I Legislative Council, the Committee on Academic Performance and the NCAA Committee on Infractions, and most recently served on the Enforcement/Infractions Working Group created to address recommendations from the independent Commission on College Basketball.

Before moving to the SEC, Sankey served as Commissioner of the Southland Conference for nearly seven years. He joined the Southland Conference staff in 1992 where he served as both assistant and associate commissioner before he was named its Commissioner in 1996 at the age of 31.

Prior to his term at the Southland Conference, he was Director of Compliance and Academic Services at Northwestern State University in Natchitoches, La. While at Northwestern State, Sankey also coached the Demons' golf teams for two years, earning the Golf Coaches Association of America District VI Coach of the Year award in 1991. Before his tenure at Northwestern State, he was the Director of Intramural Sports at Utica College in upstate New York.

A native of Auburn, N.Y., Sankey earned his master's degree from Syracuse University and his undergraduate degree from the State University of New York College at Cortland. Sankey and his wife, Cathy, reside in Birmingham, Ala., and have two adult daughters, Hannah and Moriah.

THE SANKEY FILE

YEAR-BY-YEAR

- 1987-89 Utica College, Director of Intramural Sports
- 1989-91 Northwestern State University, Director of Compliance & Academic Services, 1990-92; Head Golf Coach, 1990-92
- 1992-2001 Southland Conference, Assistant Commissioner, 1992-94; Associate Commissioner, 1994-96; Commissioner, 1996-2002
- 2002-pres. Southeastern Conference, Associate Commissioner, 2002-12; Exec. Assoc. Commissioner/COO, 2012-15; Commissioner, 2015-present

NATIONAL CHAMPIONSHIPS WON BY SEC SCHOOLS IN GREG SANKEY ERA

- 2015-16: Football - Alabama; Women's Swimming & Diving - Georgia; Equestrian - Auburn; Men's Outdoor Track & Field - Florida; Women's Outdoor Track & Field - Arkansas
- 2016-17: Men's Indoor Track & Field - Texas A&M; Women's Basketball - South Carolina; Equestrian - Texas A&M; Women's Tennis - Florida; Men's Outdoor Track & Field - Florida; Baseball - Florida
- 2017-18: Football - Alabama; Women's Indoor Track & Field - Georgia; Men's Indoor Track & Field - Florida; Equestrian - Auburn; Men's Outdoor Track & Field - Georgia
- 2018-19: Bowling - Vanderbilt; Rifle - Kentucky; Men's Indoor Track & Field - Florida; Women's Indoor Track & Field - Arkansas; Equestrian - Auburn; Women's Outdoor Track & Field - Arkansas; Baseball - Vanderbilt
- 2019-20: Women's Cross Country - Arkansas; Football - LSU
- 2020-21: Football - Alabama; Volleyball - Kentucky; Women's Indoor Track & Field - Arkansas; Men's Outdoor Track & Field - LSU; Men's Tennis - Florida; Rifle - Kentucky; Women's Golf - Ole Miss; Baseball - Mississippi State
- 2021-22: Football - Georgia; Women's Indoor Track & Field - Florida; Women's Basketball - South Carolina; Rifle - Kentucky



SEC FOOTBALL CHAMPIONSHIP

The Southeastern Conference's Eastern and Western Division winners will meet in Atlanta's newly constructed Mercedes-Benz Stadium to battle for the league championship and the right to represent the conference in the College Football Playoff. The 30th-annual title game is set for December 4 and will be televised nationally by CBS.

The game was born as a result of 1992 conference expansion, which saw Arkansas and South Carolina become the first members added in SEC history. Under NCAA regulations, a conference with 12 members may play an additional football game to determine its champion, provided the regular season is played in divisions.

The participants of the game are determined each year during the eight-game regular-season conference schedule as the teams with the best overall SEC winning percentage in each division.

The 2017 SEC Championship Game was the highest rated game in the nation for the entire regular season. No. 7 Georgia's 28-7 win over No. 2 Auburn drew an average overnight rating of 8.4 and 18 share, the best for CBS since 2013, when the Iron Bowl drew an 8.6/18 rating and share. Those figures are up 20 percent from last year's SEC Championship Game between Alabama and Florida (7.0/15).

The 2009 SEC Championship Game earned an 11.8 rating and a 24 share, marking the highest-rated SEC Championship Game in history. The game matched the No. 1 Florida Gators (12-0) vs. the No. 2 Alabama Crimson Tide (12-0).

The SEC Championship Game has drawn 24 capacity crowds in its 26-year history. Only 1993 (Birmingham) and 1995 (Atlanta) were not sellouts.

The SEC, along with AMB Sports & Entertainment (AMBSE) and the Georgia World Congress Center Authority (GWCCA), have an agreement to host the SEC Championship Game at Mercedes-Benz Stadium in Atlanta through 2026. The new agreement allows the SEC the option of adding up to two successive five-year extensions.

The Georgia Dome hosted the SEC Championship Game for 23 years beginning in 1994, with capacity crowds in the last 21 consecutive years. By the end of the new agreement, including options, the Championship will have been played in Atlanta a total of 43 years.

ARKANSAS IN THE SEC CHAMPIONSHIP GAME

2006: Florida 38, Arkansas 28

Florida scored a touchdown with nine minutes left in the game and held on for the 38-28 victory over Arkansas. Down 17-7 at the half, Arkansas took a 21-17 third-quarter lead on a two-yard reception by Felix Jones and a 40-yard interception return by Antwain Robinson. Arkansas could have had a chance to build on the lead, but the Gators recovered a fumbled punt in the end zone to move back in front 24-21 with 3:47 left in the third period. Percy Harvin, who scored on a 37-yard pass from Chris Leak in the second quarter, scored on a 67-yard run early in the fourth to put Florida up 31-21. Jones scored his second touchdown on a 29-yard pass from Cedric Washington to cut the margin to three. Darren McFadden finished with 73 yards on 15 carries and Jones 57 on 13. Casey Dick was 10-of-22 passing for 148 yards with a touchdown and two interceptions. Harvin had 105 yards on six carries for Florida, which went on to win the national title at 13-1, while Leak was 16-of-30 for 189 yards with a touchdown and two interceptions.

2002: Georgia 30, Arkansas 3

Georgia scored on its first five possessions for a 23-0 halftime lead and posted a 30-3 victory. Georgia claimed the SEC title just 75 miles from its Athens campus. Musa Smith rushed for 106 yards and two touchdowns. David Greene threw for 237 yards and a score, earning the game's MVP award. Terrence Edwards had seven catches for 92 yards, becoming the SEC's career leader in receiving yards. Arkansas had won six in a row to earn its second trip to the league championship game. The Razorbacks had a punt blocked by Decory Bryant on their first possession and Thomas Davis scooped up the loose ball and ran to the Arkansas 2-yard line. On Georgia's next possession, Smith, who scored after the blocked punt, finished off the drive with a 17-yard scoring run. Georgia's next three possessions ended with field goals by Billy Bennett, who connected from 29, 42 and 39 yards to provide the halftime margin. Arkansas led the SEC in rushing offense with an average of 243 yards per game but managed just 65 against Georgia. Fred Talley, a 1,000-yard rusher, was held to 51 yards on 17 carries while Matt Jones managed only 12 yards on nine carries. Jones completed 9-of-17 passes for 60 yards.

1995: Florida 34, Arkansas 3

A prime-time (ABC) television audience and a sell-out crowd (71,325) in the Georgia Dome saw Florida post a 34-3 victory. Florida out-gained Arkansas by only 97 yards, 396-299, but the Gators committed no turnovers while Arkansas lost the ball four times. Arkansas got on the scoreboard first when Todd Latourette kicked a 36-yard field goal with 7:26 left in the first quarter. The Razorbacks were dealt some bad news on that drive, however. Sophomore running back Madre Hill, who finished third in the conference in rushing, was lost for the game with a knee injury.



2022 SEC CHAMPIONSHIP

DATE: Saturday, December 3

SITE: Mercedes-Benz Stadium; Atlanta, Ga.

CAPACITY: 73,000

TIME: TBD

TELEVISION: CBS



SEC TICKET OFFICE

2201 Richard Arrington Blvd. North

Birmingham, AL 35203

(205) 458-3000

www.secticketoffice.com

MERCEDES-BENZ STADIUM CONTRACT: Through 2026 game

CBS SPORTS CONTRACT: Through 2024 game

HIGHEST TV RATING: 11.8 (24 share) - 2009

LARGEST CROWD: 83,091 (Alabama vs. Florida, Legion Field) - 1992

LARGEST GEORGIA DOME CROWD: 75,892 (Alabama vs. Florida) - 2008

LARGEST MERCEDES-BENZ STADIUM CROWD: 77,141 (Georgia vs. Alabama) - 2018

ALL-TIME RESULTS

Since the first SEC Championship Game in 1992, there have been record crowds, millions of television viewers and eventual national champions.

Year	Result	Site	Attendance
1992	Alabama 28, Florida 21	Birmingham	83,091
1993	Florida 28, Alabama 13	Birmingham	76,345
1994	Florida 24, Alabama 23	Atlanta	74,751
1995	Florida 34, Arkansas 3	Atlanta	71,325
1996	Florida 45, Alabama 30	Atlanta	74,132
1997	Tennessee 30, Auburn 29	Atlanta	74,896
1998	Tennessee 24, Mississippi St. 14	Atlanta	74,795
1999	Alabama 34, Florida 7	Atlanta	74,309
2000	Florida 28, Auburn 6	Atlanta	73,427
2001	LSU 31, Tennessee 20	Atlanta	74,843
2002	Georgia 30, Arkansas 3	Atlanta	74,835
2003	LSU 34, Georgia 14	Atlanta	74,913
2004	Auburn 38, Tennessee 28	Atlanta	74,892
2005	Georgia 34, LSU 14	Atlanta	73,717
2006	Florida 38, Arkansas 28	Atlanta	73,374
2007	LSU 21, Tennessee 14	Atlanta	73,832
2008	Florida 31, Alabama 20	Atlanta	75,892
2009	Alabama 32, Florida 13	Atlanta	75,514
2010	Auburn 56, South Carolina 17	Atlanta	75,802
2011	LSU 42, Georgia 10	Atlanta	75,515
2012	Alabama 32, Georgia 28	Atlanta	75,624
2013	Auburn 59, Missouri 42	Atlanta	75,632
2014	Alabama 42, Missouri 13	Atlanta	73,526
2015	Alabama 29, Florida 15	Atlanta	75,320
2016	Alabama 54, Florida 16	Atlanta	74,632
2017	Georgia 28, Auburn 7	Atlanta	76,534
2018	Alabama 35, Georgia 28	Atlanta	77,141
2019	LSU 37, Georgia 10	Atlanta	74,150
2020	Alabama 52, Florida 46	Atlanta	16,520
2021	Alabama 41, Georgia 24	Atlanta	78,030



ABOUT THE RAZORBACK FOUNDATION

The mission of The Razorback Foundation, Inc., is to support the athletic endeavors of the University of Arkansas Razorbacks. Razorback Athletics is one of a handful of NCAA Division I Athletic Departments in the nation that is financially self-sustaining and requires no UA student fees or taxpayer support.

Razorback Foundation Annual Fund members supply student-athletes with a first-class education and championship-caliber facilities while providing the yearly financial support needed to operate 19 Razorback sport programs.

BENEFITS OF BECOMING AN ANNUAL FUND MEMBER

Priority seating

Priority parking



Invitations to special events

15% off at Hog Heaven



Member gifts

Complimentary media guides

IMPACT STUDENT-ATHLETES TODAY!

VALUE OF AN ATHLETIC SCHOLARSHIP

Tuition & Fees	\$ 9,656
Room, Board, Books	\$ 13,468
Academic & Personal Development	\$ 18,258
Apparel & Equipment	\$ 9,822
Medical & Sports Performance	\$ 19,483
Media & Promotions	\$ 11,481
ANNUAL TOTAL <small>(based off 2022-23 school year)</small>	\$ 82,528

UNIQUE WAYS TO SUPPORT RAZORBACK STUDENT-ATHLETES

Cardinal & White - Cardinal & White is a philanthropic gift fund of the Razorback Foundation (gifts of \$25,000 and above) to support facility construction and renovations, student-athlete development opportunities, scholarships and other operations of the Athletic Department designed to enhance the student-athlete experience. Supporters of Cardinal & White receive a variety of unique experiences.

ONE Razorback Fund - Tax-deductible gifts of \$15 or more will continue to support the Razorback student-athletes and other athletic endeavors. Whether you live in Arkansas, another state or even another country, the goal of the ONE Razorback Fund is simple - generate support from EVERY Razorback alumnus, friend, family member and fan who loves the Hogs.

Small Business Member Program - For just \$100 annually, Small Business Members receive a Razorback Foundation Small Business Member window cling, priority points, a Razorback Foundation membership packet and a business listing on our website for other members to browse.

CONTACTS US TO LEARN MORE OR JOIN!

479-443-9000 | gohogs@razorbackfoundation.com | RazorbackFoundation.com | Text ONERazorback to 91999

@RazorbackFoundation

