



RAZORBACKS®

2022-23 Women's Basketball Game Notes

Kylie Magar | Assistant Director, Communications
E: kmagar@uark.edu | ArkansasRazorbacks.com

2022-23 SCHEDULE

Date	Opponent	Time	TV/RESULT
Nov. 2	vs. UAFS (exhibition)	7 PM	N/A
Nov. 7	at UAPB	6 PM	UAPB Sports Net.
Nov. 11	Central Arkansas	10:30 AM	SECN+
Nov. 14	Tulsa	7 PM	SECN+
Nov. 17	Kent State	7 PM	SECN+
Nov. 20	at Little Rock	1 PM	TBA
Nov. 24	Northern Arizona\$	5:45 PM	ESPN3
Nov. 25	Clemson\$	8 PM	ESPN3
Nov. 26	Kansas State\$	8 PM	ESPN3
Dec. 1	Troy	7 PM	SECN+
Dec. 4	Oral Roberts	2 PM	SECN+
Dec. 8	Lamar	7 PM	SECN+
Dec. 11	Arkansas State	3 PM	SECN
Dec. 17	at Creighton	1 PM	FloHoops
Dec. 20	Oregon+	3 PM	FloHoops
Dec. 21	Ohio State or USF+	3/5:30 PM	FloHoops
Dec. 29	LSU*	6 PM	ESPN2/SECN
Jan. 1	at Kentucky*	1 PM	SECN+
Jan. 5	Florida*	7 PM	SECN+
Jan. 8	at Missouri*	2 PM	SECN+
Jan. 16	Vanderbilt*	6 PM	SECN
Jan. 19	at LSU*	8 PM	SECN
Jan. 22	at South Carolina*	2 PM	ESPN2/SECN
Jan. 26	Alabama*	6 PM	SECN
Jan. 29	Ole Miss*	4 PM	SECN
Feb. 5	at Auburn*	2 PM	SECN
Feb. 9	at Vanderbilt*	8 PM	SECN
Feb. 12	Missouri*	2 PM	SECN+
Feb. 16	Tennessee*	6 PM	SECN
Feb. 19	at Georgia*	11 AM	ESPN2/SECN
Feb. 23	at Mississippi State*	8 PM	SECN
Feb. 26	Texas A&M*	11 AM	ESPN2/SECN

*-SEC Contest

\$-Paradise Jam (St. Thomas, U.S. Virgin Islands)

+ -San Diego Invitational (San Diego, Calif.)

0 ARKANSAS VS. UAFS | BUD WALTON ARENA | NOV. 2 | NO STREAM

Arkansas
Razorbacks



VS.



UAFS
Lions

2021-22 Record..... 18-14
2021-22 Conference Record 7-9
AP Poll RV (3 votes)
USA Today Coaches Poll..... RV (7 votes)
Head Coach Mike Neighbors
HC Record at UofA (Yrs)..... 96-64 (6th season)
HC Career Record (Yrs)..... 194-105 (10th season)
Record vs. UAFS 0-0

Record 7-18
2021-22 Conference Record 4-10
AP Poll N/A
USA Today Coaches Poll..... N/A
Head Coach Ryan McAdams
HC Record at UAPB (Yrs) 7-18 (2nd season)
HC Career Record (Yrs) Same
Record vs. UofA 0-0

TOP 5 RETURNING SCORERS FROM 2021-22



#43 MAKAYLA DANIELS

Sr. | G | 5-8 | Frederick, Md.

PPG	RPG	APG	MPG
14.0	5.3	2.8	30.1



#2 SAMARA SPENCER

So. | G | 5-7 | Fort Lauderdale, Fla.

PPG	RPG	APG	MPG
12.2	3.7	3.1	30.1



#4 ERYNN BARNUM

R-Sr. | F | 6-2 | Little Rock, Ark.

PPG	RPG	APG	MPG
7.6	4.8	0.8	17.5



#24 JERSEY WOLFENBARGER

So. | G/F | 6-5 | Fort Smith, Ark.

PPG	RPG	APG	MPG
7.5	4.3	1.1	22.5



#11 RYLEE LANGERMAN

Jr. | G | 5-9 | Norman, Okla.

PPG	RPG	APG	MPG
3.2	3.7	0.9	19.2

SNAPSHOT:

- Leading returning scorer and rebounder from 2021-22
- Reached 1,000-point mark in final game last season at the NCAA Tournament
- Has started in all 88 career collegiate games

SNAPSHOT:

- Tabled the 2022 SEC Freshman of the Year
- Led team in assists & third on team in scoring
- Racked 20 double-digit scoring games and three 20+ point contests

SNAPSHOT:

- Tallied six double-digit scoring games
- Ended season with 12 rebounds vs. Utah in NCAA Tournament
- Sat out part of the season due to injury

SNAPSHOT:

- Named to the SEC All-Freshman Team
- Started in all SEC games appeared in
- Logged 12 double-digit scoring games and two double-doubles in year one playing out of position

SNAPSHOT:

- Only returner to play in all 32 games last year
- Some of her best work is not always visible on a box score
- Launched five 3s vs. Missouri

FOLLOW, WATCH & LISTEN



@RAZORBACKWBB

TV: N/A

On The Call: N/A

No radio broadcast



NEIGHBORHOOD WATCH

→ The Razorbacks were projected to finish fourth in the SEC Preseason Media Poll and tied for fifth in the SEC Preseason Coaches Poll. **Makayla Daniels** represents Arkansas on the Preseason Second Team (coaches poll)

→ In his sixth season at the helm of his alma mater, head coach **Mike Neighbors** is looking to continue the positive momentum he has built. With **Neighbors** in charge, the Hogs are coming off back-to-back NCAA Tournament appearances (should be back-to-back-to-back had the COVID-19 pandemic have not cancelled the 2020 tournament), four consecutive winning seasons and a top 25 recruiting class from 2021

→ The Hogs went 18-14 in 2021-22 with a 7-9 SEC mark, which led to an eight-place finish in the SEC

→ Arkansas returns three starters and eight Hogs who saw time on the court last year. **Maryam Dauda** and **Saylor Poffenbarger** will make their Arkansas debuts after sitting out in 2021-22. The team welcomes **Chrissy Carr** (graduate transfer by way of Kansas State and Syracuse), **Karley Johnson** (true freshman out of Oklahoma) and **Loren Lindsey** (local product who has joined the team as a walk on)

→ Coming off a bid to the 2022 NCAA Tournament, the Hogs were the No. 10 seed in the Spokane Regional, falling to Utah in the opening round, 92-69. Arkansas' would-be three straight years in the NCAA Tournament (if we count 2020) marks the second time in program history the program has gone dancing in three straight years

→ Arkansas' leading returning scorer and rebounder is **Daniels**, who enters her fourth season. She averaged 14.0 points and 5.3 rebounds per game

→ **Samara Spencer** was the 2022 SEC Freshman of the Year and earned a spot on the All-Freshman Team. Her 96 assists led the team and all freshmen in the SEC, while she was one of four double-digit scorers on the squad with 12.2 points per game

→ **Jersey Wolfenbarger** joined **Spencer** on the SEC All-Freshman Team after playing a steady role in the starting rotation, mostly out of position. She averaged 7.5 points and 4.3 rebounds per game and tallied 27 blocks last season

→ **Erynn Barnum** was one of 20 power forwards named to the Katrina McClain Preseason Watch list, making her way to the court for her fourth season

HEADLINERS

→ This marks Arkansas' second straight year hosting UAFS in an exhibition game

→ Second-year UAFS head coach **Ryan McAdams** will face off against **Mike Neighbors** for the second consecutive preseason

→ Five Razorbacks could be making their debuts in an Arkansas uniform (**Chrissy Carr**, **Maryam Dauda**, **Karley Johnson**, **Loren Lindsey** and **Saylor Poffenbarger**)

SCOUTING UAFS ABOUT THE LIONS

→ UAFS was projected to finish 12th in the Lone Star Conference Preseason Poll

→ Graduate transfer **Aaliyah Prince** was named to the LSC Preseason Team. **Prince** averaged 12.1 points per game in 2020-21 at New Mexico State, where she earned All-WAC Second Team and All-Defensive Team honors

→ The Lions finished last year 7-18 in head coach **Ryan McAdams'** first season

→ UAFS loses their top scorer from last season in **Paige Elston** (15.0 PPG, 80 assists and 57 steals), who also had 20 points in last year's exhibition game

→ The Lions top returning scorer from last year's team is **Nya Stewart**, who averaged 7.3 points with 17 starts

ABOUT THE HEAD COACH

→ Coach **McAdams** is coming off his first year being a head coach for the Lions last season

→ **McAdams** was an assistant at New Mexico State for four seasons, as well as the head coach Eastern Arizona College for seven seasons prior to that

SERIES HISTORY OF UAFS VS. ARKANSAS (EXHIBITION)

→ The Hogs defeated UAFS in last year's exhibition, 114-55 behind 14 3-pointers

→ In last year's game, **Sasha Goforth** led the way with 17 points and three blocks, **Samara Spencer** came off the bench to score 16 points and **Makayla Daniels** had 11 points and six steals

→ The team's largest lead in the game was 60 points. Arkansas also forced 32 turnovers and held the Lions to 33.9 percent shooting from the field

LAST TIME OUT

→ Arkansas' NCAA Tournament run was short lived with the 10th-seeded Hogs dropping their opening round game to 7th-seeded Utah, 92-69, in the Spokane Region

→ Utah led the entire time and shot 52 percent from the field and 48 percent from beyond the arc with 15 3-pointers. The Utes also outrebounded the Hogs, 52-35

→ Alumna **Amber Ramirez** led the Hogs in her final collegiate game with 24 points

→ Returners **Samara Spencer** and **Makayla Daniels** tallied 18 points each. **Daniels** also joined the 1,000-point club early in the game, becoming the 31st player in program history

BENCHMARK PERFORMANCES

10+ POINTS	19-20	20-21	21-22	22-23	TOT
Makayla Daniels	12	19	19		50
Samara Spencer	-	-	20		20
Erynn Barnum	4	9	6		19
Jersey Wolfenbarger	-	-	12		12
Emrie Ellis	-	-	1		1
Rylee Langerman	-	0	1		1

20+ POINTS	19-20	20-21	21-22	22-23	TOT
Makayla Daniels	2	1	5		8
Samara Spencer	-	-	3		3

30+ POINTS	19-20	20-21	21-22	22-23	TOT
Makayla Daniels	0	0	2		2

5+ 3-POINTERS	19-20	20-21	21-22	22-23	TOT
Makayla Daniels	1	0	1		2
Samara Spencer	-	-	1		1
Rylee Langerman	-	0	1		1

50% FG (8 ATT.)	19-20	20-21	21-22	22-23	TOT
Makayla Daniels	4	3	10		17
Erynn Barnum	3	6	3		12
Samara Spencer	-	-	8		8
Jersey Wolfenbarger	-	-	6		6
Rylee Langerman	-	0	1		1

10+ REBOUNDS	19-20	20-21	21-22	22-23	TOT
Erynn Barnum	1	1	1		3
Jersey Wolfenbarger	-	-	2		2
Makayla Daniels	0	0	1		1
Rylee Langerman	-	0	1		1

15+ REBOUNDS	19-20	20-21	21-22	22-23	TOT
--------------	-------	-------	-------	-------	-----

5+ ASSISTS	19-20	20-21	21-22	22-23	TOT
Makayla Daniels	3	2	6		11
Samara Spencer	-	-	5		5

3+ BLOCKS	19-20	20-21	21-22	22-23	TOT
Erynn Barnum	3	1	0		4
Emrie Ellis	-	-	2		2
Jersey Wolfenbarger	-	-	2		2

5+ STEALS	19-20	20-21	21-22	22-23	TOT
Makayla Daniels	4	1	1		6
Erynn Barnum	0	0	2		2
Rylee Langerman	-	0	1		1
Samara Spencer	-	-	1		1

DOUBLE-DOUBLES	19-20	20-21	21-22	22-23	TOT
Erynn Barnum	1	1	0		2
Jersey Wolfenbarger	-	-	2		2
Makayla Daniels	0	0	1		1

Stat Comparison (2021-22)

UA	UAFS
73.6.....Scoring.....	63.3
66.5.....Opp. Scoring.....	71.9
.408.....FG %.....	.380
.396.....Def. FG%.....	.441
.319.....3-pt. %.....	.284
8.1.....3-pt./gm.....	4.9
.671.....FT%.....	.728
37.8.....Reb./gm.....	35.8
12.5.....Assists/gm.....	9.8
11.1.....TO/gm.....	19.9
+4.5.....TO Margin.....	-1.9
7.4.....Steals/gm.....	9.0
5.0.....Blocks/gm.....	1.3

2022-23 SOUTHEASTERN CONFERENCE STANDINGS

	Conference				Overall					
	W-L	Pct.	H	A	W-L	Pct.	H	A	N	Strk
South Carolina [^]	15-1	.938	8-0	7-1	35-2	.946	16-0	9-1	10-1	W6
LSU	13-3	.813	7-1	6-2	26-6	.813	15-3	7-2	4-1	L1
Tennessee	11-5	.688	7-1	4-4	25-9	.735	16-2	6-5	3-2	L1
Ole Miss	10-6	.625	4-4	6-2	23-9	.719	10-5	9-2	4-2	L2
Florida	10-6	.625	4-3	6-2	21-11	.656	10-4	7-4	4-3	L2
Georgia	9-7	.563	4-4	4-3	21-10	.677	11-5	7-4	3-1	L1
Kentucky [%]	8-8	.500	4-4	4-4	19-12	.613	11-5	4-6	4-1	L1
Arkansas	7-9	.438	4-4	4-5	18-14	.563	12-5	4-7	2-2	L2
Missouri	7-9	.438	4-4	3-5	18-13	.581	11-5	6-7	1-1	L2
Mississippi State	6-10	.375	4-4	2-6	15-14	.517	11-5	3-7	1-2	L6
Alabama	6-10	.375	3-5	3-5	20-14	.588	12-6	6-6	2-2	L1
Texas A&M	4-12	.250	3-5	1-7	14-15	.483	10-6	1-8	3-1	L6
Vanderbilt	4-12	.250	4-4	0-8	16-19	.457	13-5	1-11	2-3	L1
Auburn	2-14	.125	2-6	0-8	10-18	.357	8-7	2-10	0-1	L3

[^] -SEC Champion & NCAA Champion; [%] -SEC Tournament Champion

2022-23 SEC Preseason Media Poll	2022-23 SEC Preseason Coaches' Poll
1. South Carolina	1. South Carolina
2. Tennessee	2. Tennessee
3. LSU	3. LSU
4. Arkansas	4. Alabama
5. Ole Miss	5. Arkansas
6. Florida	7. Mississippi State
7. Kentucky	8. Florida
8. Mississippi State	9. Ole Miss
9. Georgia	10. Georgia
10. Alabama	11. Kentucky
11. Texas A&M	12. Texas A&M
12. Missouri	13. Missouri
13. Auburn	14. Auburn
14. Vanderbilt	15. Vanderbilt

to do so

→ The Razorbacks' back-to-back NCAA Tournament appearances in 2021 and 2022 marked the first consecutive NCAA Tournament appearances since 2002 and 2003

→ Arkansas' tournament appearance was the 13th in school history and now, the program has a 14-13 record in the Big Dance

AN ARKANSAS WIN MEANS...

→ A second straight exhibition win over UAFS

→ Arkansas will improve to 17-0 in exhibitions versus NCAA teams

→ The program will win its 20th straight victory in a preseason exhibition game

LOCKED IN CHAIN

→ **Mike Neighbors** came up with the idea of the locked up chain right before the first week of official practices. He got 25 cent carabiners for the team and allowed them to decorate them how they pleased. He then asked them on the first day of practice to connect their carabiners to one another if they were "locked in" for the season

→ The next step to being "locked in" is the team passes around the chain to the person who is the most locked in that practice. It could be a player, coach, practice player, manager, etc. The person who has the chain makes a selection at the end of practice to the most locked in that day and that person takes home the chain and brings it back the next day

→ 2X winners: **Makayla Daniels**, **Emrie Ellis**, **Maryam Dauda**, **Erynn Barnum** and **Saylor Poffenbarger**

WE ARE TALL

→ The team is much taller and longer than recent years with the additions of **Maryam Dauda** (6-4), **Saylor Poffenbarger** (6-2) and **Chrissy Carr** (6-1)

→ Six of the 12 players taking the court this season stand taller than 6 feet

MAK ATTACK

→ **Makayla Daniels** has started in all 88 career games she has appeared in at Arkansas, even as a true freshman

→ She has earned a spot on the SEC Preseason Second Team, her first recognition by the league since she was SEC Freshman of the Week in 2019-20

→ Coming off last season having averaged 14.0 points and a team-leading 5.3 rebounds per game in the guard spot. **Daniels** also averaged 2.9 assists and 1.8 steals per game

→ Became the 31st member of the 1,000-point club at Arkansas by getting it done versus Utah early in that game of the NCAA Tournament

→ Scored two 30-point games last season (32 vs. Cal and 34 vs. Creighton) to join Chelsea Dungee, Alexis Tolefree and Shameka Christon as the only Hogs with multiple 30+ point games in the same season since 2000

→ Leading returning scorer and rebounder from last season

→ Has played the most games in an Arkansas uniform out of the team

DO THEY GIVE OUT SEC SOPHOMORE OF THE YEAR?

→ **Samara Spencer** is coming off an exceptional first year of collegiate ball, being named SEC Freshman of the Year, a first for Arkansas since 2009 when C'eira Ricketts won it

→ **Spencer** averaged 12.2 points, 3.7 rebounds, 3.1 assists, 1.2 steals and 30.1 minutes per game last season

→ Led the team with 96 total assists

→ Four-time SEC Freshman of the Week and also tabbed to All-SEC Freshman Team

→ Logged 20 games in double figures, three of which were 20+-point performances

→ Scored a career-best 22 points and seven rebounds at Missouri and finished the season at the NCAA Tournament versus Utah with 18 points, five rebounds and three dimes

TAKING ONE FOR THE TEAM

→ Being told to play in position you have never played before is quite tough, especially as a freshman in college, but **Jersey Wolfenbarger** handled that task with ease

→ **Wolfenbarger** played down low in just about every start last season, setting her up to play against some of the best bigs in the country, including Aliyah Boston (South Carolina), Jenna Staiti (Georgia) and Tamari Key (Tennessee), but that didn't stop her production

→ She averaged 7.6 points, 4.3 rebounds and 0.9 blocks per game, while being named to the All-SEC Freshman Team

→ Double-doubled twice last season with 12 points and 11 rebounds at Missouri and 12 points and 10 boards at Texas A&M

→ In her final eight regular season games, averaged 10.6 points and 6.3 rebounds per game

→ Was on fire in Little Rock against Central Arkansas, with 16 points off 7-of-8 shooting

→ High school accolades: McDonald's All-American, two-time Arkansas Gatorade Player of the Year, No. 7 overall recruit in the country and No. 1 wing player in ESPN HoopGurlz, Naismith HS Player of the Year and FIBA U19 World Cup medalist

THE GLUE

→ **Rylee Langerman** has easily become a fan favorite among the Hog faithful

→ Her hustle and energy are staples to her game, and she is the glue that holds the team together

→ **Langerman** was named to the 2022 SEC Community Service Team. She is a role model in the NWA community and beyond, as well as a positive light to those also affected by Alopecia

→ A lot of the time, **Langerman's** stats don't show up in the box score, but if there's a loose ball, a ball going out of bounds, or a tie-up, you can bet that she's involved

→ Averaged 3.2 points and 3.7 rebounds across 19.2 minutes per game last season

→ Her tie-up against Auburn late helped the Hogs win it at the buzzer

WAIT WILL BE WORTH IT

→ **Maryam Dauda** and **Saylor Poffenbarger** will be making their Arkansas debuts after sitting out last season

→ **Dauda** is primed to be one of the top bigs in the SEC. She was the 13th ranked player in the country in ESPN HoopGurlz 2021 rankings, a McDonald's All-American and consensus five-star recruit

→ **Dauda** will be primed for a big year after recovering from an ACL injury last season

→ **Poffenbarger** joined the team midway through last year after transferring from UConn. She was the No. 30th-ranked recruit in the 2021 class

→ **Poffenbarger** played in 12 games at UConn and appeared in the NCAA Tournament for the Huskies

WATCH LIST SZN

→ **Erynn Barnum** was named to the Katrina McClain Award Preseason Watch List as one of 20 power forwards in the country to do so

→ She is the first Arkansas player to be a

WHAT'S HE SAYIN'?

Trying to figure out what Coach Neighbors is saying on the bench? Don't worry – he has a language all his own.

Coach Neighbors plays Positionless Basketball. Instead of having guards, forwards and centers, he has Rabbits, Rackers, Locks and Dragons.



Rabbits run the floor and look to score quickly with a layup.



Rackers bring the ball up the floor, and are trying to get to the rack.



Locks, generally good three-point shooters, are trying to win the race to the corners.



The Dragon is the last player down the court, dragging behind the others.

candidate for this particular award and the first Razorback on a preseason watch list since prior to the 2020-21 season

VETERAN PRESENCE

→ The team has three players who have been on the team for 4+ years

→ **Erynn Barnum** is the longest tenured Razorback, approaching her fifth year on the team (redshirted in 2018-19)

→ **Barnum** is coming off last season having averaged 7.6 points and 4.8 rebounds per game. She started in 10 of 22 games, missing a large chunk due to injury

→ The Little Rock native tallied career-high 18 points with nine boards vs. SMU last season. She has logged 8+ rebounds in 11 games

→ Expect to see more minutes from **Avery Hughes** this season. A former walk-on, Hughes earned a scholarship ahead of last season. She became the first walk-on for **Coach Neighbors** and staff at Arkansas

→ **Hughes** appeared in 14 games last season, 35 overall in her career. She is known for being one of the hardest workers on the team

SE OKLAHOMA'S BEST KEPT SECRET

→ Last year's freshmen class featured **Emrie Ellis** (Vanoss), who is capable of putting up triple double type numbers

→ **Ellis** saw a lot of time on the court as a rookie, appearing off the bench in 27 games to average 2.9 points, 2.1 rebounds, 0.8 blocks and 10.8 minutes per game

→ Her career-best game came when the team needed her the most against Auburn, tallying 11 points and five boards in the thrilling win

→ Blocked five shots against UAPB, marking the most in a single game as a freshman since 2014

TRANSFER PORTAL JACKPOT

→ **Chrissy Carr** is coming into her final season of collegiate basketball having started in

OUR RECORD WHEN ... (2021-22)

Overall	18-14
Home / Away / Neutral	12-5/4-7/2-2
SEC	7-9
Home / Away	4-4/3-5
White Uniforms	14-6
Cardinal Uniforms	3-7
Anthracite Uniforms	1-1

LEADS/QUARTERS/HALFTIME/OT

Leading after the 1st quarter	10-3
Leading after the 2nd quarter/Half	14-3
Leading after the 3rd quarter	11-2
Leading at the half, home	10-0
Leading at the half, road/neutral	4-3
Tied at the half, home	1-0
Tied at the half, road/neutral	0-0
Games decided by 5 points or fewer	2-3
Games decided by 10 points or fewer	6-8
Leading with 5:00 left	16-0
Leading with 2:00 left	16-2
Overtime games	1-1

OFFENSE

Scoring less than 70 points	4-11
Scoring 70-79 points	2-1
Scoring 80-89 points	7-2
Scoring 90-99 points	5-0
Scoring 100+ points	0-0
2 Players Or Less in Double Figures	1-7
3 Players in Double Figures	4-4
4 Players in Double Figures	6-3
5 Players in Double Figures	4-0
5+ Players in Double Figures	3-0
When shooting 50 percent or higher	4-0
When shooting less than 50 percent	14-14

REBOUNDING/TURNOVERS

When outrebounding opponent	10-1
When outrebounded	7-13
When rebounds are even	1-0
When grabbing 10+ offensive reb	14-10
When forcing 15+ turnovers	12-6
When committing less than 15 turnovers	16-11
When committing 15+ turnovers	2-3

Top Scorers (Includes Ties)

Daniels	TSU, ASU, UCF, Cal, JSU, CREIGH, SC, UGA
Barnum	UAPB, SMU, BEL
Eaton	UAPB
Ramirez	UConn, Sam Houston, LR, Tenn, MIZ, Bama, LSU, @ Tenn, AUB, @ MIZ, UK, vs. MIZ, vs. Utah
Goforth	LR, UCA, Vandy, @ MSU
Spencer	MSU, @ A&M, @ UF, @ OM, vs. SC

Top Rebounders (Includes Ties)

Daniels	TSU, ASU, UCF, MIZ, SC, vs. MIZ, vs. SC
Barnum	TSU, UConn, SMU, Belmont, UCF, AUB, Utah
Eaton	UAPB
Goforth	Sam Houston, JSU, CREIGH, Vandy, MSU, UK
Oberg	LR
Langerman	UCA, @ A&M
Ramirez	Tenn, Bama, @ Tenn, @ UF, @ MSU
Spencer	Tenn
Wolfenbarger	LSU, @ MIZ, @ OM, UGA

Months

November	6-1
December	4-2
January	4-4
February	3-5
March	1-2

113 of 115 games played at Kansas State
→ An overall well-rounded player, **Carr** can shoot, attack the basket to get to her midrange, rebound and defend. Along with her leadership, she will be able to pick up a lot of what was lost from Sasha Goforth's absence

→ She has averaged double digits, or near to it, all four years thus far. After averaging 9.8 PPG as a freshman and sophomore at Kansas State, **Carr** tallied a career-high 15.2 points and 4.9 rebounds per game as a junior. Coming off her senior year at Syracuse, **Carr** averaged 11.7 points and 4.6 boards per game and led the team in 3-pointers (60), while shooting 36.3 percent from deep

THE FRESHIES

→ The Razorbacks welcome two true freshmen to the mix

→ **Karley Johnson** was the lone member of the fall signing class and knew from the moment she stepped on the court here for a camp in eighth grade she wanted to be a Hog

→ **Johnson** is McDonald's All-American nominee, four-time Oklahoman's Super 5 Honorable Mention choice and averaged 12.3 points per game

→ Coach **Mike Neighbors** has mentioned how **Johnson** seems to always be on teams that win

→ **Loren Lindsey** is a 5-11 guard and local product by way of Fayetteville High School. She joins the team as a walk-on

→ **Lindsey** was tabbed to the 6A West All-Defensive Team and the Farm Bureau Player of the Week for the month this past January

BACKCOURT MATES

→ **Samara Spencer** and **Makayla Daniels** notes can be categorized as one of the top point guard duos in the country

→ Together, the two averaged a combined 26.2 points, 9.0 rebounds, 5.9 assists and 2.9 steals per game last season

→ The two combined for 39 double digit scoring games and eight 20+ point contests

SO CLEAN AND SO THREE

→ Some of Arkansas' players may have changed, but Head Coach **Mike Neighbors'** offensive philosophy has not
→ That philosophy continues to work, too, as Arkansas' 73.7 PPG is the 29th-best mark in the NCAA and No. 1 in the SEC

→ The Hogs continue to get a large share of their points from the three point and free throw lines, while also taking care of the basketball

→ The Razorbacks rarely give the ball away, as their 11.1 turnovers per game last year was the fourth-best mark in the nation, and best in the SEC

→ The Hogs also got to the line a ton, as their 667 free throws attempted through 32 games was the 10th most in the nation

→ Arkansas has made 422 of those attempts, which is good for 36th most in the nation and leads the SEC

→ From beyond, Arkansas was in the top-20 nationally, as the Hogs have hit 258 threes so far this season, 27th most in the NCAA

→ The Hogs averaged 8.1 3-pointers per game, the 30th-best mark in the NCAA

2021 RECRUIT TALENT

→ The 2021 recruiting class can go down as one of the tops in Arkansas women's basketball history

→ Arkansas brought in two five-star, McDonald's All-Americans, both out of the Natural State

→ **Jersey Wolfenbarger** came in as the No. 7 recruit, No. 1 wing, in the nation

→ **Maryam Dauda** was ranked as the No. 13 player in the nation, as well as the best in her position

→ **Saylor Poffenbarger** didn't sign with the Razorbacks right out of high school, but rounded out at No. 30 on this list as a four-star recruit

WE LOVE SASHA

→ **Sasha Goforth** has made the decision to sit out from the game of basketball this season. She is redshirting during 2022-23 and is still on scholarship, engages in team activities and supports the players and coaches in many ways

→ Last season after transferring from Oregon State, Goforth was the only Hog to start in all 32 games. She logged 11.5 points, 4.8 rebounds and 2.1 blocks last season

BY THE NUMBERS

1,014 Makayla Daniels has 1,014 career points and became the 31st member of the century club at Arkansas in the NCAA Tournament game vs. Utah

96 Mike Neighbors has tallied 96 wins on the Hill. He has also totaled 194 career wins as a head coach, nearing the 200th milestone

25 Arkansas is 25-11 all-time against in-state opponents and 15-3 against Division I Arkansas opponents. A 42-year ban was put in place from Arkansas schools playing against one another, but that ban broke in 2019

7 The Hogs return 7 players who saw time on the court in an Arkansas uniform in 2021-22

GAME-BY-GAME STARTERS IN 2021-22 (ALPHABETICAL)

OPPONENT	1	2	3	4	5
Tarleton State	Barnum	Daniels	Goforth	Ramirez	Wolfenbarger
UAPB	Barnum	Daniels	Goforth	Ramirez	Spencer
at UConn	Barnum	Daniels	Davis	Goforth	Ramirez
at Arkansas State	Barnum	Daniels	Eaton	Goforth	Ramirez
SMU	Barnum	Daniels	Goforth	Langerman	Ramirez
Sam Houston State	Barnum	Daniels	Goforth	Ramirez	Spencer
Belmont	Barnum	Daniels	Goforth	Ramirez	Spencer
at UCF	Barnum	Daniels	Goforth	Ramirez	Spencer
Cal	Barnum	Daniels	Goforth	Ramirez	Spencer
Jackson State	Daniels	Goforth	Ramirez	Spencer	Wolfenbarger
Little Rock	Daniels	Goforth	Ramirez	Spencer	Wolfenbarger
Central Arkansas	Daniels	Goforth	Langerman	Spencer	Wolfenbarger
Creighton	Daniels	Goforth	Langerman	Spencer	Wolfenbarger
Tennessee	Daniels	Goforth	Ramirez	Spencer	Wolfenbarger
at Vanderbilt	Daniels	Goforth	Ramirez	Spencer	Wolfenbarger
Missouri	Daniels	Goforth	Ramirez	Spencer	Wolfenbarger
South Carolina	Daniels	Goforth	Ramirez	Spencer	Wolfenbarger
at Alabama	Daniels	Goforth	Ramirez	Spencer	Wolfenbarger
Mississippi State	Daniels	Goforth	Ramirez	Spencer	Wolfenbarger
LSU	Daniels	Goforth	Ramirez	Spencer	Wolfenbarger
at Tennessee	Daniels	Goforth	Ramirez	Spencer	Wolfenbarger
at Texas A&M	Goforth	Langerman	Ramirez	Spencer	Wolfenbarger
Auburn	Barnum	Eaton	Goforth	Langerman	Ramirez
at Missouri	Goforth	Langerman	Ramirez	Spencer	Wolfenbarger
at Florida	Goforth	Langerman	Ramirez	Spencer	Wolfenbarger
Kentucky	Daniels	Goforth	Ramirez	Spencer	Wolfenbarger
at Ole Miss	Daniels	Goforth	Ramirez	Spencer	Wolfenbarger
Georgia	Daniels	Goforth	Ramirez	Spencer	Wolfenbarger
at Mississippi State	Daniels	Goforth	Ramirez	Spencer	Wolfenbarger
Missouri	Daniels	Goforth	Ramirez	Spencer	Wolfenbarger
South Carolina	Daniels	Goforth	Ramirez	Spencer	Wolfenbarger
Utah	Daniels	Goforth	Ramirez	Spencer	Wolfenbarger



HOMEGROWN HOGS

ERYNN BARNUM
R-SR. | F | LITTLE ROCK, ARKANSAS

LOREN LINDSEY
FR. | G | FAYETTEVILLE, ARKANSAS

AVERY HUGHES
SR. | G | BENTONVILLE, ARKANSAS

JERSEY WOLFENBARGER
SO. | G/F | FORT SMITH, ARKANSAS

MARYAM DAUDA
R-FR. | F | BENTONVILLE, ARKANSAS

- The Hogs' roster is Arkansas heavy, and that starts from the top down, as Head Coach Mike Neighbors, a University of Arkansas Alum, was born and raised in Greenwood, Arkansas
- Erynn Barnum, now in her redshirt senior season, is the oldest of the Arkansas clan. Barnum was playing the best basketball of her career last season during the non-conference slate until an injury sidelined her for a large portion of the SEC slate. In her nine appearances during non-conference play, Barnum averaged 11.2 points and 5.9 rebounds per game
- Loren Lindsey is a true freshman out of Fayetteville High School. She has joined the team as a walk-on after a successful career with the Bulldogs
- Senior Avery Hughes of Bentonville was the first walk-on of the Neighbors era at Arkansas and was put on scholarship prior to last season. She played in 14 games off the bench
- Jersey Wolfenbarger is one of the highest recruited players in the program's history. The 6-5 wing ranked No. 7 in the 2021 Hoopgurlz rankings was the Arkansas Gatorade Player of the Year twice in a row. She was named to the SEC All-Freshman Team and started in 23 contests
- After having to sit out last season with an ACL injury, Maryam Dauda is destined for a great year. She was a McDonald's All-American and Jordan Brand Classic Invitee and was ranked as the top-ranked post player in the ESPN Hoopgurlz rankings
- Not pictured: Sasha Goforth (redshirting) started all 32 games, averaging 11.5 points, 4.8 rebounds and 2.1 blocks per game last year



OKLAHOMIES

RYLEE LANGERMAN
JR. | G | NORMAN, OKLAHOMA

KARLEY JOHNSON
FR. | G | MUSTANG, OKLAHOMA

EMRIE ELLIS
SO. | F | VANOSS, OKLAHOMA

- On the Arkansas women's basketball roster, 75 percent are either from Arkansas or its bordering state of Oklahoma
- Rylee Langerman out of Norman, Oklahoma is the eldest of the Oklahoma bunch, going into her junior year. She played in all 32 games with seven starts, averaging 3.2 points and 3.7 rebounds per game

- Emrie Ellis appeared in 27 games last season to tally 2.9 points and 2.1 boards per game along with 22 blocks. Ellis is from Vanoss, a small town in the southeastern part of the state
- Karley Johnson is a true freshman and product of Mustang, just southwest of Oklahoma City. She was a McDonald's All-American nominee
- Not pictured: Ashlyn Sage (redshirting), who played in 15 games as a freshman last season and comes to Arkansas from Weatherford, Oklahoma



MARYLAND MAYHEM

MAKAYLA DANIELS
SR. | G | FREDERICK, MARYLAND

SAYLOR POFFENBARGER
R-FR. | G | MIDDLETOWN, MARYLAND

- Makayla Daniels was the first ever Maryland signee in Arkansas women's basketball history
- Now, the Razorbacks have two from Little America with the addition of Saylor Poffenbarger in winter 2022
- Daniels has started in all 88 collegiate games she has appeared in, coming off last year as the leading returner in scoring and rebounding
- Poffenbarger, a UConn transfer, brings along a great deal of versatility. She was the No. 30 player in the ESPN Hoopgurlz rankings

2022-23 ROSTER @RAZORBACKWBB

NUMERICAL

NO.	NAME	POS	HT	CL	HOMETOWN/PREVIOUS SCHOOL	TWITTER
0	Saylor Poffenbarger	G	6-2	R-Fr.	Middletown, Md./UConn	@saylorpoff
2	Samara Spencer	G	5-7	So.	Fort Lauderdale, Fla./St. Thomas Aquinas	@samaraaspen
4	Erynn Barnum	F	6-2	R-Sr.	Little Rock, Ark./Little Rock Central	@erynnbee_
11	Rylee Langerman	G	5-9	Jr.	Norman, Okla./Christian Heritage	@rylang2
13	Sasha Goforth*	G	6-1	Jr.	Fayetteville, Ark./Oregon State	@goforthsasha
15	Ashlyn Sage*	G	6-2	So.	Weatherford, Okla./Weatherford	@ashlynsage15
20	Karley Johnson	G	5-9	Fr.	Mustang, Okla./Mustang	@karleyjohnsonOK
21	Loren Lindsey	G	5-11	Fr.	Fayetteville, Ark./Fayetteville	@lorenbailey7766
22	Avery Hughes	G	5-7	Sr.	Bentonville, Ark./Bentonville	@averyhughes00
24	Jersey Wolfenbarger	G	6-5	So.	Fort Smith, Ark./Northside	@jerseywolf4
30	Maryam Dauda	F	6-4	R-Fr.	Bentonville, Ark./Bentonville	@maryamdau
34	Chrissy Carr	G	6-1	R-Sr.	Eden Prairie, Minn./Syracuse	@chrissycarr4
43	Makayla Daniels	G	5-8	Sr.	Frederick, Md./Frederick	@makayladaniels5
55	Emrie Ellis	F	6-3	So.	Vanoss, Okla./Vanoss	@ellisemrie

* Redshirting 2022-23 season

COACHING STAFF

Title	Name	Year	Alma Mater
Head Coach	Mike Neighbors	6th Season	Arkansas, 1993
Associate Head Coach	Todd Schaefer	6th Season	Thomas More College, 1995
Assistant Coach	Pauline Love	6th Season	Southern Miss, 2010
Assistant Coach	Lacey Goldwire	4th Season	Oklahoma State, 2010
Director of Operations	Amber Shirey	35th Season	Arkansas, 1992
Special Assistant to the HC	Jeff Brazil	16th Season	Arkansas, 2010
Dir. of Student-Athlete Devel.	Jayci Stone	1st Season	Kansas State, 2008

ELIGIBILITY

Seniors (4)

Erynn Barnum
Chrissy Carr
Makayla Daniels
Avery Hughes

Juniors (1)

Rylee Langerman

Sophomores (4)

Emrie Ellis
Sasha Goforth (RS)
Samara Spencer
Jersey Wolfenbarger

Freshman (5)

Maryam Dauda (RS)
Karley Johnson
Loren Lindsey
Saylor Poffenbarger (RS)
Ashlyn Sage (RS)

BY STATE

ARKANSAS (6)

Erynn Barnum Little Rock
Maryam Dauda Bentonville
Sasha Goforth Fayetteville
Avery Hughes Bentonville
Loren Lindsey Fayetteville
Jersey Wolfenbarger Fort Smith

FLORIDA (1)

Samara Spencer Fort Lauderdale

MARYLAND (2)

Makayla Daniels Frederick
Saylor Poffenbarger Middletown

MINNESOTA (1)

Chrissy Carr Manhattan (Kan.)

OKLAHOMA (4)

Emrie Ellis Vanoss
Rylee Langerman Norman
Karley Johnson Mustang
Ashlyn Sage Weatherford

ALPHABETICAL

NO.	NAME	POS	HT	CL	HOMETOWN/PREVIOUS SCHOOL
4	Erynn Barnum	F	6-2	R-Sr.	Little Rock, Ark./Little Rock Central
34	Chrissy Carr	G	6-1	R-Sr.	Eden Prairie, Minn./Syracuse
43	Makayla Daniels	G	5-8	Sr.	Frederick, Md./Frederick
30	Maryam Dauda	F	6-4	R-Fr.	Bentonville, Ark./Bentonville
55	Emrie Ellis	F	6-3	So.	Vanoss, Okla./Vanoss
13	Sasha Goforth*	G	6-1	R-So.	Fayetteville, Ark./Oregon State
22	Avery Hughes	G	5-7	Sr.	Bentonville, Ark./Bentonville
20	Karley Johnson	G	5-9	Fr.	Mustang, Okla./Mustang
11	Rylee Langerman	G	5-9	Jr.	Norman, Okla./Christian Heritage
0	Saylor Poffenbarger	G	6-2	R-Fr.	Middletown, Md./Middletown/UConn
15	Ashlyn Sage*	G	6-2	R-Fr.	Weatherford, Okla./Weatherford
2	Samara Spencer	G	5-7	So.	Fort Lauderdale, Fla./St. Thomas Aquinas
24	Jersey Wolfenbarger	G	6-5	So.	Fort Smith, Ark./Northside

FA-NETIK
PRONUNCIATIONS

2 Suh-MARE-uh
30 DOW-duh
55 em-REE



OFFENSE

Scored 110+-----	110, vs. Providence (11-16-98)
Scored 100+ points at home -----	105, vs. UCA (12-13-20)
Scored 100+ points on the road -----	108, at Ole Miss (2-16-20) 108, Baylor (3-6-91)
Scored 90-99 points -----	90, No. 12 LSU (1-27-22)
Scored 90+ points at home -----	90, No. 12 LSU (1-27-22)
Scored 90+ points on the road -----	99, at Alabama (1-20-22)
Scored 80-89 points -----	87, at Mississippi State (2-27-22)
Scored 80-89 points at home -----	83, at Missouri (2-13-22)
Scored 80-89 points on the road -----	87, at Mississippi State (2-27-22)
Was held to 50-59-----	54, vs. No. 1 South Carolina (3-4-22)
Was held to 49-40-----	42 at No. 9 South Carolina (1-25-18)
Was held to 39-20-----	34, at LSU, 2-7-19
Was held to 20 or less -----	N/A
Made 40+ field goals -----	40, vs. UCA (12-13-20)
Made 17+ three-point field goals -----	19, Alabama (2-28-21)
Made 10+ three-point field goals -----	12, at No. 7 Tennessee (1-31-22)
Did not make 3-pointer (since 1986)-----	0-10, at LSU, (2-7-19)
Made 30 free throws -----	30 (30-39), No. 4 Baylor (12-6-20)
Made 25 free throws -----	29 (29-32), Cal (12-5-21)
Shot 50-59 or better -----	50.0, No. 12 LSU (1-27-22)
Shot 60 percent or better -----	.644 (38-59) at Ole Miss (2-16-20)
Held to less than 30 percent -----	.273 (18-66), vs. Missouri (3-3-22)
Held to less than 20 percent -----	.182 (10-55) vs. No. 6 Tennessee (1-8-12; L, 38-69)
Had 20 or more assists in a game -----	22, vs. UCA (12-13-20)

DEFENSE

Allowed 100 points-----	104, at No. 4 South Carolina (1-18-21)
Allowed 80-99 points-----	92, vs. Utah (3-18-22)
Held opponent to 40-49 points -----	44, vs. UCA (12-18-21)
Held opponent to 39-30 -----	39, Little Rock (12-12-21)
Held an SEC opponent under 50 points in 3 cons. games -----	47, Auburn (1-29-15)
-----	W, 52-47; 42, Alabama (2-1-15, W, 53-42); #24/21 Georgia (2-9-15, W, 54-48)
Held opponent to 29 points or less -----	23, Binghamton, 11-30-13
Held an opponent under 15 points in a half -----	12, vs. UCA (12-13-20)
Held an opponent to 2 points in a quarter -----	2, vs. UCA (12-13-20)
Held opponent under 15 field goals -----	14, Houston Baptist, 12-28-16
Held opponent to less than 30 percent shooting -----	29.9 (20-67), vs. Missouri (3-3-22)
Held opponent to less than 20 percent shooting -----	19.7 (13-66), vs. Northwestern State (12-15-19)
Held opponent under 15 percent from 3-point -----	14.3, No. 7 Tennessee (1-2-22)
Opponent did not make a 3-pointer -----	0, Tulsa (12-11-19)
Had 70+ rebounds -----	74, Mississippi Valley State (11-24-89)
Had 60-69 rebounds -----	64, Prairie View A&M (12-16-18)
Had 50-59 rebounds -----	53, Oral Roberts (11-25-20)
Had 10 or more blocked shots in a game -----	11, vs. No. 1 South Carolina (3-4-22)
Had 20 or more steals in a game -----	20, ORU (11-13-13)
Had 15 or more steals in a game -----	18, vs. UT Martin (12-29-19)
Forced 25+ Turnovers in a game -----	29, Oral Roberts (11-25-20)

OTHER

Won an overtime game -----	61-52, vs. Missouri (3-3-22)
Lost an overtime game -----	86-83, at No. 7 Tennessee (1-31-22)
Won a double overtime game -----	73-72, vs. Florida (1-29-12)
Lost a double overtime game -----	N/A
Won a triple overtime game -----	91-80 Win in 3OT, 2-10-13, at Alabama
Played consecutive OT games -----	1-24-16 at Auburn (lost); 1-28-16 vs Florida (lost)
Won regular season tournament -----	Bahamas Hoopfest (Nassau, Bahamas, Nov. 29-28, 2019)
Defeated ranked team -----	90-76, vs. No. 12 LSU (1-27-22)
Defeated a ranked team on the road ---	57-53, at #19/18 LSU, 2-23-14; 77-76, #17/16 Iowa (Las Vegas), 12-18-14
All-time SEC win streak -----	8 games (1-15-12: Auburn through 2-15-12: at Auburn)
All-time SEC home win streak -----	5 games (1-15-12: Auburn -- 2-9-12: S. Carolina)
-----	5 games (1-14-21: Florida -- 2-28-21: Alabama)

A RAZORBACK PLAYER ...

Scored 20-24 points -----	24, Amber Ramirez, vs. Utah (3-18-22)
Scored 25-29 points -----	25, Amber Ramirez, at Missouri (2-13-22)
Scored 30+ points -----	30, Amber Ramirez, Auburn (2-10-22)
Scored 40+ points -----	41, Chelsea Dungee vs Auburn (2-10-19)
Scored 20+ points 10 times in a season -----	Chelsea Dungee (20x 2018-19)
-----	Chelsea Dungee (11x 2019-20)
-----	Chelsea Dungee (17x 2020-21)
Double figures in 15 consecutive games (Season) -----	Jessica Jackson, 11/11/16, LSU 1-8-17
-----	Chelsea Dungee, 26 games, (2018-19 & 2019-20)
-----	Chelsea Dungee, 31 games, (2019-20 & 2020-21)
-----	Amber Ramirez, 15 games (2021-22)
Five players scored double figures in 1 game -----	at Mississippi State (2-27-22)
-----	Goforth 20, Ramirez 15, Daniels 14, Wolfenbarger 13, Spencer 12, Barnum 10
Five starters in double figures -----	at Mississippi State (2-27-22)
-----	Goforth 20, Ramirez 15, Daniels 14, Wolfenbarger 13, Spencer 12
Seven players scored in double figures in 1 game -----	vs. Northwestern State (11-9-18)
-----	(Tolefree 19, Gaulden 16, Monk 12, Dombia 11, Dungee 11, Thomas 11, Williams 10)
Made 10+ field goals in a game -----	10, Amber Ramirez, Utah (3-18-22)
Attempted 20+ field goals in a game -----	28, Amber Ramirez, Utah (3-18-22)
Made 10 free throws in a game -----	11, Amber Ramirez, Missouri (1-9-22)
Made 7 or more 3-pt FG in a game -----	8, Amber Ramirez, Alabama (2-28-21)
Attempted 10 or more 3-pt FG in a game -----	12, Amber Ramirez, Utah (3-18-22)
Had 10-14 rebounds -----	12, Eryn Barnum, vs. Utah (3-18-22)
Had 15-19 rebounds -----	21, Taylah Thomas, New Orleans, 11-8-19
Had 20+ rebounds -----	21, Taylah Thomas, New Orleans, 11-8-19
Had 10 offensive reb - Records go back to 05-06 -----	11, Melissa Wolff
-----	vs. New Orleans (1-30-15)
Had 10+ defensive reb - Records go back to 05-06 -----	11, Makayla Daniels, vs. Missouri (3-3-22)
Had 10+ assists -----	10, Destiny Slocum, at Missouri (2-4-21)
Had 10+ assists in consecutive games -----	Jailyn Mason (11 vs. HBU, 12-28-16 and 10 at Ole
-----	Miss, 1-1-17), Calli Berna (11 vs. No. 10/8 KY, 2/7/13 and 11 at UA, 2/10/13)
Had 5+ blocks in a game -----	5, Sasha Goforth, vs. Missouri (3-3-22)
Had 9+ blocks in a game -----	9, Robyn Irwin vs. SMSU, 12-19-88 (school record)
Had 5 or more steals in a game -----	6, Makayla Daniels, vs. Central Arkansas (12-18-21)
Had a double-double -----	13 points, 14 rebounds, Makayla Daniels, vs. Missouri (3-3-22)
Had a double-double in two consecutive games -----	Jersey Wolfenbarger, at Texas A&M, at Missouri (2022)
-----	12 & 10 at Texas A&M/12 & 11 at Missouri
Had two players record a double-double -----	Kiara Williams (12 pts/16 reb) &
-----	Malica Monk (10 pts/10 reb), Grambling State (12-28-17)
Had seven double-doubles in a season -----	Devin Cosper, 2017-18
-----	(SHSU, ORU, NMSU, Char., Tulsa, OM, AL)
Had 10+ double-doubles in a season -----	2006-07, Lauren Ervin (14)
Had a triple-double -----	14 pts, 13 reb, 12 asts, C'eira Ricketts vs. Auburn (1-18-09)

MORE ABOUT MIKE

Hometown: Greenwood, Ark. (Greenwood HS)
 Family: Daughter Abby; Sons Alec, Bowen and Barrett
 Alma Mater: Arkansas, 1993

NEIGHBORS BY THE NUMBERS

- 194 Wins (194–105, 9 seasons)
- 5 Players drafted in the WNBA (HC)
- 14 Signed McDonalds' All-Americans
- 10 Years as a head coach
- 8 Postseason appearances
- 1 Final Four appearance



LEARN MORE

Sign up for Mike Neighbors' news-letter and listen to his podcasts at CoachNeighbors.com

NABES FAVES

TOP 10 MOVIES

1. A Few Good Men
2. The Hunt For Red October
3. The Silence Of The Lambs
4. Hoosiers
5. Moneyball
6. Pretty Woman
7. Top Gun
8. JFK
9. The Lion King
10. Purple Rain

See the entire list here: <http://imdb.to/2royaEO>

TOP 10 SONGS

1. Sweet Child O' Mine (Guns N' Roses)
2. You Shook Me All Night Long (AC/DC)
3. Man In The Mirror (Michael Jackson)
4. Amarillo By Morning (George Strait)
5. Jessie's Girl (Rick Springfield)
6. Hysteria (Def Leppard)
7. Fishin' In The Dark (Nitty Gritty Dirt Band)
8. The Ballad of Curtis Loew (Lynyrd Skynyrd)
9. Wanted Dead Or Alive (Bon Jovi)
10. Let's Go Crazy (Prince)

TOP 10 TV SHOWS

1. West Wing (first three seasons)
2. Ted Lasso
3. The Wire
4. Breaking Bad
5. Seinfeld
6. The Newsroom
7. Prison Break
8. Arrested Development
9. Game of Thrones
10. The Goldbergs



MIKE NEIGHBORS

THE MOST INTERESTING COACH IN COLLEGE BASKETBALL

Sixth Season | Career Record: 194-105 (10) | Arkansas Record: 96-64 (6)

Arkansas women's basketball has been transformed into a nationally recognized program in just five short years thanks to head coach Mike Neighbors. During his time back home at his alma mater, Neighbors has guided his Hogs to the best five-year period of sustained success in program history. The proof of his success, and the success of his system, lies in the numbers - Neighbors has accumulated 194 wins during his nine seasons as a head coach, which is the most of any Division I head coach who has been a head coach for nine years.

Entering his sixth season on the bench for Arkansas, the program is coming off its fourth consecutive winning season and second straight NCAA Tournament appearance (would be three had the 2020 NCAA Tournament not have been cancelled due to the COVID-19 pandemic). The Hogs' NCAA Tournament appearance in 2022 marked the first time since 2003 the program had played in back-to-back NCAA Tournaments (2002 and 2003). Arkansas finished yet another season with one of the most prolific offenses in the Southeastern Conference, leading the league in 3-pointers per game (8.1) and 3-point attempts (810), while finishing second in scoring offense (73.6 PPG). Neighbors' 2021-22 team was efficient at taking care of the basketball, leading the league in assist/turnover ratio (1.12) and fewest turnovers per game (11.1), which was fourth in the country. The Hogs were just one of six teams in the nation to commit two turnovers in a game (vs. Missouri on Jan. 9, 2022), which led the country.

Under Neighbors' leadership, Samara Spencer became the first Hog to win SEC Freshman of the Year since 2009, while Amber Ramirez was named an All-SEC Second Team choice and Jersey Wolfenbarger was tabbed to the SEC All-Freshman Team. Ramirez, who played three stellar seasons on the court as a Hog, finished the season second in 3-pointers per game (2.6) and 3-point percentage (40.2), as well as ninth in points per game (15.4) in the SEC. The Hogs were also just one of four SEC schools with 4+ players who averaged double digits (Ramirez [15.4], Makayla Daniels [14.0], Spencer [12.2] and Sasha Goforth [11.5]).

TIMELINE

- Bentonville HS Head Coach 1994–98
- Cabot HS Head Coach 1998–99
- Arkansas Director of Ops 1999–01
- Tulsa Univ. Assistant Coach 2001–05
- Univ. of Colorado Assistant Coach 2005–06
- Univ. of Arkansas Assistant Coach 2006–07
- Xavier Assistant Coach 2007–2011
- Univ. of Washington Assistant Coach 2011–13
- Univ. of Washington Head Coach 2013–17
- Univ. of Arkansas Head Coach 2017–present

COACHING DEVELOPMENT

Coach	w/Nabes	Now
Chantel Osahor	'20, '21	AC Oklahoma
Fred Castro	'14, '15, '16	HC Eastern Michigan
Adia Barnes	'14, '15	HC Arizona
Adam Call	'14	AC George Washington
Morgan Valley	'16	AC UConn
Todd Schaefer	'16–Pres.	AHC Arkansas

COACHING HISTORY

Year	Overall	Pac-12	Finish
2013–14	20–14 (.588)	10–8 (.556)	6
2014–15	23–10 (.697)	11–7 (.611)	5
2015–16	26–11 (.703)	11–7 (.611)	5
2016–17	29–6 (.829)	15–3 (.833)	T-2
UW	98–41 (.705)	47–25 (.662)	

Year	Overall	SEC	Finish
2017–18	13–18 (.419)	3–13 (.188)	T-11
2018–19	22–15 (.611)	6–10 (.375)	10
2019–20	24–8 (.750)	10–6 (.625)	T3
2020–21	19–9 (.679)	9–6 (.600)	T5
2021–22	18–14 (.563)	7–9 (.438)	T8
Ark	96–64 (.600)	35–44 (.443)	

Totals 194–105 (.649) 82–69 (.543) 10 yrs

PLAYER DEVELOPMENT

YEAR	UNIVERSITY	PLAYER	ROUND	OVERALL	TEAM NOTE
2021	Arkansas	Chelsea Dungee	1	5	Dallas Wings 1 @
2021	Arkansas	Destiny Slocum	2	14	Las Vegas Aces 1 @
2021	Arizona	Aari McDonald	1	3	Atlanta Dream @
2017	Washington	Kelsey Plum	1	1	San Antonio Stars 1 @
					Las Vegas Aces
	Washington	Chantel Osahor	2	21	Chicago Sky 1 @
2016	Washington	Talia Walton	3	29	Los Angeles Sparks 1 @
2011	Xavier	Amber Harris	1	4	Minnesota Lynx 1 #
	Xavier	Ta'Shia Phillips	1	8	Atlanta Dream 1 #
	TAMU/UAFS	Tanisha Smith	2	22	Seattle Storm #
	Colorado	Brittany Spears	2	19	Phoenix Mercury *
2009	Arkansas	Shameka Christon	1	5	New York Liberty S
2008	Arkansas	Lauren Ervin	3	37	Connecticut Sun 1 #
2006	Tulsa	Megan Moody	-	-	Houston Comets
					Free Agent #
2003	Tulsa	Allison Curtin	1	12	Houston Comets 1 #
					Traded to Detroit Shock
	Arkansas	Dana Cherry	2	23	Charlotte Sting S

*- Signed but did not coach

!- At the school when player was drafted

@- Worked with player as a head coach

#- Worked with player as an assistant coach


\$- Worked with player as other (GA, etc)

NABES VS. ARKANSAS HISTORY

Category	NABES	All Others In Program History
Winning Record In SEC Play	2 Seasons	2 Seasons
SEC Tourney Finals	1	0
Top 5 Wins	2	2
Weeks Ranked in AP Top 25	34	63
Top 15 WNBA Draft Picks	2	1
McDonald's AAs Signed	5	1
WBCA AAs	1	1

THE MOST INTERESTING MAN IN COLLEGE BASKETBALL

- Movies: His expansive movie collection includes digital, disk and VHS copies. Did you know he used to work at BlockBuster? On a related note, he also collects books that have been turned into movies.
- Baseballs autographed by movie stars: Ask him about this collection – talk about some good stories.
- Lunch Boxes: Coach collects tin lunch boxes that he carried to school and has them displayed in his home. His first lunch box had KISS on it.
- Hamilton: Nabes is a huge Hamilton fan, and routinely quotes the Broadway musical to players, fans and media alike.
- Athens City Champion: Coach stumbled upon a dart tournament while on a trip to Athens, Georgia. He joined in and was one of the two–man winning team.
- Ask him about shoes, music, movies, guitars, basketball nostalgia – just about anything!



NEIGHBORS VERSUS ...	Fresno State	2	0	Northwestern State	2	0	TCU	0	1		
Abilene Christian	2	0	Furman	1	0	Notre Dame	0	1	Tennessee	2	4
Alabama	5	1	Georgia	1	6	Oklahoma	1	2	Tennessee Martin	1	0
Arizona State	2	6	Grambling State	2	0	Ole Miss	5	2	Tennessee State	1	0
Arizona	6	0	Grand Canyon	1	0	Oral Roberts	4	0	Tennessee Tech	1	0
Arkansas State	1	0	Hartford	1	0	Oregon State	1	6	Texas A&M	3	8
Auburn	6	1	Hawai'i	1	0	Oregon	5	3	Texas Tech	1	0
Baylor	1	0	Houston	2	0	Pennsylvania	1	0	Tulsa	3	0
Belmont	2	0	Idaho	1	0	Pittsburgh	1	1	UAB	1	0
Boise State	1	0	Iowa State	0	1	Portland	3	1	UAPB	2	0
BYU	1	0	Jackson State	2	0	Prairie View A&M	1	0	UC Irvine	1	0
California	5	4	Kansas	0	1	Saint Mary's	0	1	UC Riverside	2	0
Central Arkansas	2	0	Kansas State	1	0	Sam Houston	2	0	UCLA	4	2
Central Florida	0	1	Kentucky	2	5	Samford	1	0	USC	6	0
Charlotte	1	0	Little Rock	3	0	San Diego State	2	0	Utah	7	4
Colorado State	1	0	Louisiana—Monroe	2	0	San Diego	1	0	UT—Arlington	2	0
Colorado	9	0	LSU	3	2	Santa Clara	1	0	UTEP	0	2
Connecticut	1	1	McNeese State	1	0	Savannah State	1	0	Vanderbilt	3	2
Creighton	0	1	Maryland	1	1	Seattle	4	0	Wake Forest	1	0
CSUN	1	0	Miami	0	1	SMU	2	0	Washington State	5	3
DePaul	0	1	Mississippi State	3	5	South Carolina	1	8	Weber State	1	0
Eastern Washington	1	0	Missouri	8	4	South Dakota	2	0	Wisconsin	3	0
Florida State	1	0	Montana State	2	0	Stanford	3	5	Wright State	0	1
Florida	3	3	Nebraska	1	1	Stony Brook	1	0	Yale	1	0
FGCU	1	0	New Mexico State	1	0	Syracuse	0	2	TOTALS	194	105
Fordham	1	0	New Orleans	1	0	Tarleton State	1	0			





2021-22 Arkansas Women's Basketball Combined Team Statistics All games

Page 1/1
as of Jun 22, 2022

Game Records

Record	Overall	Home	Away	Neutral
ALL GAMES	18-14	12-5	4-7	2-2
CONFERENCE	7-9	4-4	3-5	0-0
NON-CONFERENCE	11-5	8-1	1-2	2-2

Score by Periods

Team	1st	2nd	3rd	4th	OT	TOT
Arkansas	524	588	635	587	21	2355
Opponents	537	504	545	528	15	2129

Team Box Score

No.	Player				Total		3-Point		F-Throw		Rebounds															
		GP-GS	MIN	AVG	FG-FGA	FG%	3FG-3FGA	3FG%	FT-FTA	FT%	OFF	DEF	TOT	AVG	PF	DQ	A	TO	BLK	STL	PTS	AVG				
23	RAMIREZ, Amber	30-30	1055:29	35.2	159-379	.420	78-194	.402	67-82	.817	3	135	138	4.6	36	0	58	39	4	42	463	15.4				
43	DANIELS, Makayla	28-28	844:60	30.2	126-307	.410	40-136	.294	99-125	.792	51	98	149	5.3	74	1	78	42	4	50	391	14.0				
2	SPENCER, Samara	31-27	930:14	30.0	138-325	.425	44-128	.344	59-98	.602	18	96	114	3.7	49	0	96	82	8	36	379	12.2				
13	GOFORTH, Sasha	32-32	944:23	29.5	139-319	.436	26-87	.299	63-104	.606	52	100	152	4.8	84	3	45	38	66	22	367	11.5				
4	BARNUM, Erynn	22-10	385:18	17.5	55-134	.410	3-16	.188	55-80	.688	35	70	105	4.8	32	0	18	26	12	20	168	7.6				
24	WOLFENBARGER, Jersey	30-23	666:26	22.2	87-215	.405	17-70	.243	34-71	.479	37	93	130	4.3	76	2	32	37	27	21	225	7.5				
1	DAVIS, Marquesha	7-1	85:32	12.2	14-33	.424	1-6	.167	12-18	.667	4	13	17	2.4	10	0	4	4	1	6	41	5.9				
3	EATON, Elauna	28-2	389:46	13.9	28-95	.295	26-81	.321	15-18	.833	2	33	35	1.3	23	0	5	13	1	6	97	3.5				
11	LANGERMAN, Rylee	32-7	612:60	19.2	36-97	.371	16-50	.320	13-23	.565	41	78	119	3.7	83	2	30	31	11	28	101	3.2				
55	ELLIS, Emrie	27-0	293:05	10.9	33-85	.388	3-24	.125	9-13	.692	19	37	56	2.1	40	1	15	22	22	2	78	2.9				
25	OBERG, Destinee	19-0	126:20	6.6	12-25	.480	0-0	.000	2-6	.333	11	19	30	1.6	11	0	15	5	3	1	26	1.4				
15	SAGE, Ashlyn	15-0	77:16	5.2	6-23	.261	4-16	.250	2-2	1.000	6	6	12	0.8	3	0	2	2	1	2	18	1.2				
22	HUGHES, Avery	14-0	38:11	2.7	0-4	.000	0-2	.000	1-2	.500	0	2	2	0.1	3	0	2	2	0	1	1	0.1				
Team											80	71	151					13								
Total		32	6450		833-2041	.408	258-810	.319	431-642	.671	359	851	1210	37.8	524	9	400	356	160	237	2355	73.6				
Opponents		32	6450		778-1965	.396	181-563	.321	392-562	.698	391	929	1320	41.3	600	9	377	501	133	159	2129	66.5				

Team Statistics

	ARK	OPP
Scoring	2355	2129
Points per game	73.6	66.5
Scoring margin	+7.1	-
Field goals-att	833-2041	778-1965
Field goal pct	.408	.396
3 point fg-att	258-810	181-563
3-point FG pct	.319	.321
3-pt FG made per game	8.1	5.7
Free throws-att	431-642	392-562
Free throw pct	.671	.698
F-Throws made per game	13.5	12.3
Rebounds	1210	1320
Rebounds per game	37.8	41.3
Rebounding margin	-3.4	-
Assists	400	377
Assists per game	12.5	11.8
Turnovers	356	501
Turnovers per game	11.1	15.7
Turnover margin	+4.5	-
Assist/turnover ratio	1.1	0.8
Steals	237	159
Steals per game	7.4	5.0
Blocks	160	133
Blocks per game	5.0	4.2
Winning streak	0	-
Home win streak	0	-
Attendance	59740	38773
Home games-Avg/Game	17-3514	11-3525
Neutral site-Avg/Game	-	4-5081

Team Results

Date	Opponent	Score	Att.
11/10/2021	Tarleton St.	W 85-33	2614
11/12/2021	Ark.-Pine Bluff	W 96-53	2425
11/14/2021	at UConn	L 80-95	9359
11/19/2021	at Arkansas St.	W 94-71	2574
11/22/2021	SMU	W 65-58	3060
11/27/2021	Sam Houston	W 92-66	3335
11/28/2021	Belmont	W 83-63	2834
12/02/2021	at UCF	L 51-52	2777
12/05/2021	California	W 84-67	3100
12/09/2021	Jackson St.	W 66-62	2522
12/12/2021	Little Rock	W 73-39	3451
12/18/2021	vs Central Ark.	W 82-44	3177
12/21/2021	Creighton	L 72-81	3216
01/02/2022	Tennessee	L 63-70	3655
01/06/2022	at Vanderbilt	L 51-54	194
01/09/2022	Missouri	W 83-73	3632
01/16/2022	South Carolina	L 52-61	4265
01/20/2022	at Alabama	W 99-71	1911
01/23/2022	Mississippi St.	W 74-54	4177
01/27/2022	LSU	W 90-76	3574
01/31/2022	at Tennessee	Lot 83-86	7071
02/03/2022	at Texas A&M	L 64-77	3092
02/10/2022	Auburn	W 68-66	2862
02/13/2022	at Missouri	W 88-71	3650
02/17/2022	at Florida	L 67-76	1369
02/20/2022	Kentucky	L 55-78	8292
02/22/2022	at Ole Miss	L 62-70	1936
02/24/2022	Georgia	L 62-63	2726
02/27/2022	at Mississippi St.	W 87-79	4840
03/03/2022	vs Missouri	Wot 61-52	6446
03/04/2022	vs South Carolina	L 54-76	6880
03/18/2022	vs Utah	L 69-92	3822



2021-22 Arkansas Women's Basketball Combined Team Statistics In Conference games

Page 1/1
as of Jun 22, 2022

Game Records

Record	Overall	Home	Away	Neutral
ALL GAMES	7-9	4-4	3-5	0-0
CONFERENCE	7-9	4-4	3-5	0-0
NON-CONFERENCE	0-0	0-0	0-0	0-0

Score by Periods

Team	1st	2nd	3rd	4th	OT	TOT
Arkansas	250	281	304	305	8	1148
Opponents	272	269	299	274	11	1125

Team Box Score

No.	Player				Total		3-Point		F-Throw		Rebounds											
		GP-GS	MIN	AVG	FG-FGA	FG%	3FG-3FGA	3FG%	FT-FTA	FT%	OFF	DEF	TOT	AVG	PF	DQ	A	TO	BLK	STL	PTS	AVG
23	RAMIREZ, Amber	16-16	624:56	39.1	102-229	.445	52-116	.448	47-56	.839	1	85	86	5.4	17	0	32	23	1	29	303	18.9
2	SPENCER, Samara	15-15	495:49	33.1	77-182	.423	21-69	.304	27-53	.509	9	58	67	4.5	22	0	52	44	5	15	202	13.5
43	DANIELS, Makayla	12-12	376:16	31.4	48-132	.364	17-63	.270	43-52	.827	19	37	56	4.7	32	1	33	20	0	20	156	13.0
13	GOFORTH, Sasha	16-16	499:39	31.2	78-164	.476	9-36	.250	26-44	.591	28	47	75	4.7	52	2	19	18	33	12	191	11.9
24	WOLFENBARGER, Jersey	15-15	364:23	24.3	51-127	.402	6-38	.158	19-34	.559	19	50	69	4.6	36	1	18	17	14	13	127	8.5
4	BARNUM, Erynn	10-1	133:20	13.3	17-43	.395	1-5	.200	19-30	.633	6	27	33	3.3	14	0	3	11	3	5	54	5.4
11	LANGERMAN, Rylee	16-4	342:56	21.4	19-55	.345	8-28	.286	4-8	.500	27	39	66	4.1	45	2	15	15	5	16	50	3.1
55	ELLIS, Emrie	16-0	170:07	10.6	16-49	.327	1-11	.091	5-7	.714	12	20	32	2.0	20	1	10	10	8	2	38	2.4
3	EATON, Elauna	14-1	158:25	11.3	8-31	.258	8-27	.296	2-4	.500	1	13	14	1.0	8	0	1	10	0	1	26	1.9
22	HUGHES, Avery	5-0	07:37	1.5	0-1	.000	0-1	.000	1-2	.500	0	1	1	0.2	1	0	0	0	0	0	1	0.2
15	SAGE, Ashlyn	6-0	21:11	3.5	0-6	.000	0-5	.000	0-0	.000	0	0	0	0.0	1	0	0	0	1	0	0	0.0
25	OBERG, Destinee	8-0	30:23	3.8	0-1	.000	0-0	.000	0-2	.000	1	2	3	0.4	2	0	4	1	0	1	0	0.0
Team											44	42	86					7				
Total		16	3225		416-1020	.408	123-399	.308	193-292	.661	167	421	588	36.8	250	7	187	176	70	114	1148	71.8
Opponents		16	3225		412-1004	.410	102-300	.340	199-284	.701	204	470	674	42.1	277	3	206	231	79	83	1125	70.3

Team Statistics

	ARK	OPP
Scoring	1148	1125
Points per game	71.8	70.3
Scoring margin	+1.4	-
Field goals-att	416-1020	412-1004
Field goal pct	.408	.410
3 point fg-att	123-399	102-300
3-point FG pct	.308	.340
3-pt FG made per game	7.7	6.4
Free throws-att	193-292	199-284
Free throw pct	.661	.701
F-Throws made per game	12.1	12.4
Rebounds	588	674
Rebounds per game	36.8	42.1
Rebounding margin	-5.4	-
Assists	187	206
Assists per game	11.7	12.9
Turnovers	176	231
Turnovers per game	11.0	14.4
Turnover margin	+3.4	-
Assist/turnover ratio	1.1	0.9
Steals	114	83
Steals per game	7.1	5.2
Blocks	70	79
Blocks per game	4.4	4.9
Winning streak	1	-
Home win streak	0	-
Attendance	33183	24063
Home games-Avg/Game	8-4148	8-3008
Neutral site-Avg/Game	-	0-0

Team Results

Date	Opponent	Score	Att.
01/02/2022	Tennessee	L 63-70	3655
01/06/2022	at Vanderbilt	L 51-54	194
01/09/2022	Missouri	W 83-73	3632
01/16/2022	South Carolina	L 52-61	4265
01/20/2022	at Alabama	W 99-71	1911
01/23/2022	Mississippi St.	W 74-54	4177
01/27/2022	LSU	W 90-76	3574
01/31/2022	at Tennessee	Lot 83-86	7071
02/03/2022	at Texas A&M	L 64-77	3092
02/10/2022	Auburn	W 68-66	2862
02/13/2022	at Missouri	W 88-71	3650
02/17/2022	at Florida	L 67-76	1369
02/20/2022	Kentucky	L 55-78	8292
02/22/2022	at Ole Miss	L 62-70	1936
02/24/2022	Georgia	L 62-63	2726
02/27/2022	at Mississippi St.	W 87-79	4840



2021-22 Arkansas Women's Basketball Team Game-by-Game All games

Page 1/1
as of Aug 10, 2022

Opponent	Date	Score	W	Total		3-Pointers		Free throws		Rebounds				PF	A	TO	BLK	STL	PTS	AVG
				FG-FGA	PCT	3FG-3FGA	PCT	FT-FTA	PCT	OFF	DEF	TOT	AVG							
Tarleton St.	11/10/2021	85-33	W	29-62	.468	8-24	.333	19-30	.633	14	33	47	47.0	19	14	11	5	10	85	85.0
Ark.-Pine Bluff	11/12/2021	96-53	W	31-75	.413	13-43	.302	21-33	.636	15	33	48	47.5	23	20	10	12	9	96	90.5
at UConn	11/14/2021	80-95	L	29-75	.387	5-22	.227	17-21	.810	15	22	37	44.0	21	11	9	4	4	80	87.0
at Arkansas St.	11/19/2021	94-71	W	36-72	.500	9-28	.321	13-19	.684	12	31	43	43.8	21	13	11	9	10	94	88.8
SMU	11/22/2021	65-58	W	25-64	.391	4-20	.200	11-27	.407	13	27	40	43.0	18	9	8	1	8	65	84.0
Sam Houston	11/27/2021	92-66	W	30-66	.455	12-28	.429	20-27	.741	14	23	37	42.0	17	18	16	6	11	92	85.3
Belmont	11/28/2021	83-63	W	29-61	.475	10-21	.476	15-18	.833	6	25	31	40.4	10	17	10	5	10	83	85.0
at UCF	12/02/2021	51-52	L	18-50	.360	9-31	.290	6-8	.750	10	21	31	39.3	23	11	12	1	7	51	80.8
California	12/05/2021	84-67	W	24-54	.444	7-18	.389	29-32	.906	12	24	36	38.9	17	9	15	2	6	84	81.1
Jackson St.	12/09/2021	66-62	W	24-65	.369	8-29	.276	10-18	.556	12	27	39	38.9	16	18	12	3	7	66	79.6
Little Rock	12/12/2021	73-39	W	24-57	.421	11-24	.458	14-21	.667	15	29	44	39.4	14	15	13	4	5	73	79.0
vs Central Ark.	12/18/2021	82-44	W	28-56	.500	11-26	.423	15-22	.682	6	32	38	39.3	7	20	11	6	10	82	79.3
Creighton	12/21/2021	72-81	L	24-55	.436	11-21	.524	13-19	.684	10	21	31	38.6	18	8	11	5	5	72	78.7
Tennessee	01/02/2022	63-70	L	23-76	.303	8-40	.200	9-11	.818	12	24	36	38.4	29	6	9	8	8	63	77.6
at Vanderbilt	01/06/2022	51-54	L	19-67	.284	9-33	.273	4-8	.500	17	28	45	38.9	17	11	12	4	5	51	75.8
Missouri	01/09/2022	83-73	W	27-62	.435	11-27	.407	18-22	.818	10	22	32	38.4	11	13	2	4	6	83	76.3
South Carolina	01/16/2022	52-61	L	17-60	.283	7-29	.241	11-13	.846	8	17	25	37.6	18	7	10	4	9	52	74.8
at Alabama	01/20/2022	99-71	W	38-64	.594	15-29	.517	8-13	.615	7	30	37	37.6	10	24	14	4	12	99	76.2
Mississippi St.	01/23/2022	74-54	W	26-64	.406	9-27	.333	13-19	.684	15	29	44	37.9	12	10	8	3	8	74	76.1
LSU	01/27/2022	90-76	W	31-62	.500	13-25	.520	15-23	.652	6	23	29	37.5	16	19	12	1	12	90	76.8
at Tennessee	01/31/2022	83-86	Lot	29-76	.382	12-40	.300	13-21	.619	11	29	40	37.6	20	12	10	3	8	83	77.0
at Texas A&M	02/03/2022	64-77	L	23-64	.359	4-23	.174	14-25	.560	10	36	46	38.0	16	11	10	8	2	64	76.5
Auburn	02/10/2022	68-66	W	24-59	.407	6-21	.286	14-23	.609	13	23	36	37.9	11	8	10	4	6	68	76.1
at Missouri	02/13/2022	88-71	W	33-70	.471	8-20	.400	14-20	.700	14	35	49	38.4	16	6	13	5	7	88	76.6
at Florida	02/17/2022	67-76	L	27-55	.491	1-13	.077	12-20	.600	7	26	33	38.2	15	9	20	5	3	67	76.2
Kentucky	02/20/2022	55-78	L	20-57	.351	4-18	.222	11-21	.524	11	22	33	38.0	15	7	12	4	6	55	75.4
at Ole Miss	02/22/2022	62-70	L	26-63	.413	6-20	.300	4-5	.800	9	26	35	37.9	15	15	13	4	5	62	74.9
Georgia	02/24/2022	62-63	L	22-57	.386	4-17	.235	14-21	.667	7	25	32	37.6	15	12	16	6	9	62	74.4
at Mississippi St.	02/27/2022	87-79	W	31-64	.484	6-17	.353	19-27	.704	10	26	36	37.6	14	17	5	3	8	87	74.9
vs Missouri	03/03/2022	61-52	Wot	18-66	.273	8-22	.364	17-25	.680	11	37	48	37.9	14	13	8	10	6	61	74.4
vs South Carolina	03/04/2022	54-76	L	20-64	.313	5-31	.161	9-15	.600	12	25	37	37.9	21	12	17	11	6	54	73.7
vs Utah	03/18/2022	69-92	L	28-79	.354	4-23	.174	9-15	.600	15	20	35	37.8	15	5	6	6	9	69	73.6
Total		2355		833-2041	.408	258-810	.319	431-642	.671	359	851	1210	37.8	524	400	356	160	237	2355	73.6
Opponents		2129		778-1965	.396	181-563	.321	392-562	.698	391	929	1320	41.3	600	377	501	133	159	2129	66.5

Arkansas Averages

Games Played	Points/game	FG Pct	3FG Pct	FT Pct	Rebounds/game	Assists/game	Turnovers/game	Assist/Turnover ratio	Steals/game	Blocks/game
32	73.6	40.8	31.9	67.1	37.8	12.5	11.1	1.1	7.4	5.0



2021-22 Arkansas Women's Basketball
Team Game-by-Game
In Conference games

Page 1/1
 as of Aug 10, 2022

Opponent	Date	Score		Total		3-Pointers		Free throws		Rebounds				PF	A	TO	BLK	STL	PTS	AVG
				FG-FGA	PCT	3FG-3FGA	PCT	FT-FTA	PCT	OFF	DEF	TOT	AVG							
Tennessee	01/02/2022	63-70	L	23-76	.303	8-40	.200	9-11	.818	12	24	36	36.0	29	6	9	8	8	63	63.0
at Vanderbilt	01/06/2022	51-54	L	19-67	.284	9-33	.273	4-8	.500	17	28	45	40.5	17	11	12	4	5	51	57.0
Missouri	01/09/2022	83-73	W	27-62	.435	11-27	.407	18-22	.818	10	22	32	37.7	11	13	2	4	6	83	65.7
South Carolina	01/16/2022	52-61	L	17-60	.283	7-29	.241	11-13	.846	8	17	25	34.5	18	7	10	4	9	52	62.3
at Alabama	01/20/2022	99-71	W	38-64	.594	15-29	.517	8-13	.615	7	30	37	35.0	10	24	14	4	12	99	69.6
Mississippi St.	01/23/2022	74-54	W	26-64	.406	9-27	.333	13-19	.684	15	29	44	36.5	12	10	8	3	8	74	70.3
LSU	01/27/2022	90-76	W	31-62	.500	13-25	.520	15-23	.652	6	23	29	35.4	16	19	12	1	12	90	73.1
at Tennessee	01/31/2022	83-86	Lot	29-76	.382	12-40	.300	13-21	.619	11	29	40	36.0	20	12	10	3	8	83	74.4
at Texas A&M	02/03/2022	64-77	L	23-64	.359	4-23	.174	14-25	.560	10	36	46	37.1	16	11	10	8	2	64	73.2
Auburn	02/10/2022	68-66	W	24-59	.407	6-21	.286	14-23	.609	13	23	36	37.0	11	8	10	4	6	68	72.7
at Missouri	02/13/2022	88-71	W	33-70	.471	8-20	.400	14-20	.700	14	35	49	38.1	16	6	13	5	7	88	74.1
at Florida	02/17/2022	67-76	L	27-55	.491	1-13	.077	12-20	.600	7	26	33	37.7	15	9	20	5	3	67	73.5
Kentucky	02/20/2022	55-78	L	20-57	.351	4-18	.222	11-21	.524	11	22	33	37.3	15	7	12	4	6	55	72.1
at Ole Miss	02/22/2022	62-70	L	26-63	.413	6-20	.300	4-5	.800	9	26	35	37.1	15	15	13	4	5	62	71.4
Georgia	02/24/2022	62-63	L	22-57	.386	4-17	.235	14-21	.667	7	25	32	36.8	15	12	16	6	9	62	70.7
at Mississippi St.	02/27/2022	87-79	W	31-64	.484	6-17	.353	19-27	.704	10	26	36	36.8	14	17	5	3	8	87	71.8
Total		1148		416-1020	.408	123-399	.308	193-292	.661	167	421	588	36.8	250	187	176	70	114	1148	71.8
Opponents		1125		412-1004	.410	102-300	.340	199-284	.701	204	470	674	42.1	277	206	231	79	83	1125	70.3

Arkansas Averages

Games Played	Points/game	FG Pct	3FG Pct	FT Pct	Rebounds/game	Assists/game	Turnovers/game	Assist/Turnover ratio	Steals/game	Blocks/game
16	71.8	40.8	30.8	66.1	36.8	11.7	11.0	1.1	7.1	4.4



**2021-22 Arkansas Women's Basketball
Category Leaders
All games**

Page 1/3
as of Jun 22, 2022

Points

##	Player	G	Pts	Pts/G
23	Ramirez, Amber	30	463	15.4
43	Daniels, Makayla	28	391	14.0
2	Spencer, Samara	31	379	12.2
13	Goforth, Sasha	32	367	11.5
24	Wolfenbarger, Jersey	30	225	7.5
4	Barnum, Erynn	22	168	7.6
11	Langerman, Rylee	32	101	3.2
3	Eaton, Elauna	28	97	3.5
55	Ellis, Emrie	27	78	2.9
1	Davis, Marquesha	7	41	5.9
25	Oberg, Destinee	19	26	1.4
15	Sage, Ashlyn	15	18	1.2
22	Hughes, Avery	14	1	0.1

Scoring Average

##	Player	G	Pts	Pts/G
23	Ramirez, Amber	30	463	15.4
43	Daniels, Makayla	28	391	14.0
2	Spencer, Samara	31	379	12.2
13	Goforth, Sasha	32	367	11.5
4	Barnum, Erynn	22	168	7.6
24	Wolfenbarger, Jersey	30	225	7.5
1	Davis, Marquesha	7	41	5.9
3	Eaton, Elauna	28	97	3.5
11	Langerman, Rylee	32	101	3.2
55	Ellis, Emrie	27	78	2.9
25	Oberg, Destinee	19	26	1.4
15	Sage, Ashlyn	15	18	1.2
22	Hughes, Avery	14	1	0.1

Field Goal Percentage

##	Player	FG	Att	Pct
25	Oberg, Destinee	12	25	.480
13	Goforth, Sasha	139	319	.436
2	Spencer, Samara	138	325	.425
1	Davis, Marquesha	14	33	.424
23	Ramirez, Amber	159	379	.420
4	Barnum, Erynn	55	134	.410
43	Daniels, Makayla	126	307	.410
24	Wolfenbarger, Jersey	87	215	.405
55	Ellis, Emrie	33	85	.388
11	Langerman, Rylee	36	97	.371
3	Eaton, Elauna	28	95	.295
15	Sage, Ashlyn	6	23	.261

Field Goal Attempts

##	Player	G	Att	Att/G
23	Ramirez, Amber	30	379	12.6
2	Spencer, Samara	31	325	10.5
13	Goforth, Sasha	32	319	10.0
43	Daniels, Makayla	28	307	11.0
24	Wolfenbarger, Jersey	30	215	7.2

Field Goals Made

##	Player	G	Made	Made/G
23	Ramirez, Amber	30	159	5.3
13	Goforth, Sasha	32	139	4.3
2	Spencer, Samara	31	138	4.5
43	Daniels, Makayla	28	126	4.5
24	Wolfenbarger, Jersey	30	87	2.9

3-Point FG Percentage

##	Player	3FG	Att	Pct
23	Ramirez, Amber	78	194	.402
2	Spencer, Samara	44	128	.344
3	Eaton, Elauna	26	81	.321
11	Langerman, Rylee	16	50	.320
13	Goforth, Sasha	26	87	.299
43	Daniels, Makayla	40	136	.294
15	Sage, Ashlyn	4	16	.250
24	Wolfenbarger, Jersey	17	70	.243
4	Barnum, Erynn	3	16	.188
1	Davis, Marquesha	1	6	.167
55	Ellis, Emrie	3	24	.125

3-Point FG Attempts

##	Player	G	Att	Att/G
23	Ramirez, Amber	30	194	6.5
43	Daniels, Makayla	28	136	4.9
2	Spencer, Samara	31	128	4.1
13	Goforth, Sasha	32	87	2.7
3	Eaton, Elauna	28	81	2.9

3-Point FG Made

##	Player	G	Made	Made/G
23	Ramirez, Amber	30	78	2.6
2	Spencer, Samara	31	44	1.4
43	Daniels, Makayla	28	40	1.4
13	Goforth, Sasha	32	26	0.8
3	Eaton, Elauna	28	26	0.9

Free Throw Percentage

##	Player	Made	Att	Pct
15	Sage, Ashlyn	2	2	1.000
3	Eaton, Elauna	15	18	.833
23	Ramirez, Amber	67	82	.817
43	Daniels, Makayla	99	125	.792
55	Ellis, Emrie	9	13	.692
4	Barnum, Erynn	55	80	.688
1	Davis, Marquesha	12	18	.667
13	Goforth, Sasha	63	104	.606
2	Spencer, Samara	59	98	.602
11	Langerman, Rylee	13	23	.565
22	Hughes, Avery	1	2	.500
24	Wolfenbarger, Jersey	34	71	.479
25	Oberg, Destinee	2	6	.333

Free Throw Attempts

##	Player	G	Att	Att/G
43	Daniels, Makayla	28	125	4.5
13	Goforth, Sasha	32	104	3.3
2	Spencer, Samara	31	98	3.2
23	Ramirez, Amber	30	82	2.7
4	Barnum, Erynn	22	80	3.6

Free Throws Made

##	Player	G	Made	Made/G
43	Daniels, Makayla	28	99	3.5
23	Ramirez, Amber	30	67	2.2
13	Goforth, Sasha	32	63	2.0
2	Spencer, Samara	31	59	1.9
4	Barnum, Erynn	22	55	2.5

Rebounds

##	Player	G	Reb	Reb/G
13	Goforth, Sasha	32	152	4.8
43	Daniels, Makayla	28	149	5.3
23	Ramirez, Amber	30	138	4.6
24	Wolfenbarger, Jersey	30	130	4.3
11	Langerman, Rylee	32	119	3.7

Assists

##	Player	G	Ast	Ast/G
2	Spencer, Samara	31	96	3.1
43	Daniels, Makayla	28	78	2.8
23	Ramirez, Amber	30	58	1.9
13	Goforth, Sasha	32	45	1.4
24	Wolfenbarger, Jersey	30	32	1.1

Rebounds Average

##	Player	G	Reb	Reb/G
43	Daniels, Makayla	28	149	5.3
4	Barnum, Erynn	22	105	4.8
13	Goforth, Sasha	32	152	4.8
23	Ramirez, Amber	30	138	4.6
24	Wolfenbarger, Jersey	30	130	4.3

Steals

##	Player	G	Stl	Stl/G
43	Daniels, Makayla	28	50	1.8
23	Ramirez, Amber	30	42	1.4
2	Spencer, Samara	31	36	1.2
11	Langerman, Rylee	32	28	0.9
13	Goforth, Sasha	32	22	0.7

Offensive Rebounds

##	Player	G	OReb	OReb/G
13	Goforth, Sasha	32	52	1.6
43	Daniels, Makayla	28	51	1.8
11	Langerman, Rylee	32	41	1.3
24	Wolfenbarger, Jersey	30	37	1.2
4	Barnum, Erynn	22	35	1.6

Blocked Shots

##	Player	G	Blk	Blk/G
13	Goforth, Sasha	32	66	2.1
24	Wolfenbarger, Jersey	30	27	0.9
55	Ellis, Emrie	27	22	0.8
4	Barnum, Erynn	22	12	0.5
11	Langerman, Rylee	32	11	0.3

Defensive Rebounds

##	Player	G	DReb	DReb/G
23	Ramirez, Amber	30	135	4.5
13	Goforth, Sasha	32	100	3.1
43	Daniels, Makayla	28	98	3.5
2	Spencer, Samara	31	96	3.1
24	Wolfenbarger, Jersey	30	93	3.1

Minutes

##	Player	G	Min	Min/G
23	Ramirez, Amber	30	1055	35:11
13	Goforth, Sasha	32	944	29:31
2	Spencer, Samara	31	930	30:00
43	Daniels, Makayla	28	845	30:11
24	Wolfenbarger, Jersey	30	666	22:13

Fouls

##	Player	G	PF	PF/G
13	Goforth, Sasha	32	84	2.6
11	Langerman, Rylee	32	83	2.6
24	Wolfenbarger, Jersey	30	76	2.5
43	Daniels, Makayla	28	74	2.6
2	Spencer, Samara	31	49	1.6

Turnovers

##	Player	G	TO	TO/G
2	Spencer, Samara	31	82	2.6
43	Daniels, Makayla	28	42	1.5
23	Ramirez, Amber	30	39	1.3
13	Goforth, Sasha	32	38	1.2
24	Wolfenbarger, Jersey	30	37	1.2

Foul Outs

##	Player	G	FO
13	Goforth, Sasha	32	3
24	Wolfenbarger, Jersey	30	2
11	Langerman, Rylee	32	2
43	Daniels, Makayla	28	1
55	Ellis, Emrie	27	1



2021-22 Arkansas Women's Basketball
Points-rebounds-assists
All games

Page 1/2
as of Jun 22, 2022

Opponent	Date	Score		1 DAVIS,MARQ	2 SPENCER,SA	3 EATON,ELAU	4 BARNUM,ERY	11 LANGERMAN,	13 GOFORTH,SA	15 SAGE,ASHLY	22 HUGHES,AVE	23 RAMIREZ,AM	24 WOLFENBARG	25 OBERG,DEST
Tarleton St.	11/10/2021	85-33	W	5-4-1	12-3-2	11-2-0	12-6-2	2-2-3	8-5-2	6-0-0	0-0-1	0-4-2	10-5-0	0-3-0
Ark.-Pine Bluff	11/12/2021	96-53	W	7-2-1	14-3-4	15-7-1	15-6-1	5-1-0	11-4-3	0-3-1	0-0-0	11-4-3	7-6-1	0-0-0
at UConn	11/14/2021	80-95	L	5-2-1	8-0-2	3-0-0	16-8-2	0-0-0	17-5-1	DNP	DNP	20-2-2	0-4-0	DNP
at Arkansas St.	11/19/2021	94-71	W	10-2-1	16-6-2	5-1-0	5-4-1	8-6-3	8-4-1	3-1-0	0-1-0	13-3-0	DNP	0-2-0
SMU	11/22/2021	65-58	W	1-0-0	6-3-2	0-0-0	18-9-0	0-4-0	8-8-2	DNP	DNP	11-2-2	2-1-0	DNP
Sam Houston	11/27/2021	92-66	W	11-4-0	12-1-3	0-0-0	6-3-0	4-2-1	7-6-4	0-1-0	0-0-0	17-4-1	16-3-0	0-2-2
Belmont	11/28/2021	83-63	W	2-3-0	13-1-3	6-2-0	15-7-1	8-2-0	10-2-1	0-0-0	0-0-0	7-3-3	10-4-3	2-0-0
at UCF	12/02/2021	51-52	L	DNP	5-3-1	3-1-0	5-6-2	0-2-0	11-2-3	DNP	DNP	3-2-3	6-3-1	DNP
California	12/05/2021	84-67	W	DNP	9-2-2	2-1-0	9-4-4	3-3-0	19-4-0	0-0-0	0-0-0	6-11-3	2-1-0	0-0-0
Jackson St.	12/09/2021	66-62	W	DNP	14-2-4	3-2-1	DNP	2-6-2	11-10-3	DNP	DNP	9-0-3	7-4-0	4-2-2
Little Rock	12/12/2021	73-39	W	DNP	4-1-3	11-2-0	DNP	6-3-1	14-8-1	3-3-0	0-0-0	14-6-0	4-5-2	10-10-3
vs Central Ark.	12/18/2021	82-44	W	DNP	15-1-6	6-2-1	DNP	3-8-3	17-4-1	4-4-1	0-0-1	DNP	16-5-1	10-5-3
Creighton	12/21/2021	72-81	L	DNP	10-6-3	6-0-1	DNP	0-4-1	11-7-2	DNP	DNP	DNP	11-6-1	0-3-0
Tennessee	01/02/2022	63-70	L	DNP	8-6-0	4-3-0	DNP	0-4-2	9-4-0	DNP	0-0-0	26-6-1	5-2-0	0-0-0
at Vanderbilt	01/06/2022	51-54	L	DNP	2-5-4	6-1-0	DNP	0-3-0	17-11-1	DNP	DNP	15-4-1	0-2-0	0-0-1
Missouri	01/09/2022	83-73	W	DNP	3-4-3	0-0-1	DNP	17-5-0	10-1-0	DNP	DNP	21-6-4	11-5-0	DNP
South Carolina	01/16/2022	52-61	L	DNP	6-4-1	0-0-0	DNP	1-2-0	8-3-2	DNP	DNP	14-2-0	3-0-2	0-0-0
at Alabama	01/20/2022	99-71	W	DNP	18-3-5	6-1-0	8-4-1	3-2-1	11-3-2	0-0-0	0-0-0	19-9-7	12-1-0	0-1-3
Mississippi St.	01/23/2022	74-54	W	DNP	19-5-3	0-0-0	3-1-0	4-6-0	13-12-0	0-0-0	0-0-0	17-4-2	3-3-2	0-0-0
LSU	01/27/2022	90-76	W	DNP	20-3-2	0-0-0	6-2-1	5-4-3	4-3-3	0-0-0	0-0-0	25-3-2	8-6-4	0-0-0
at Tennessee	01/31/2022	83-86	Lot	DNP	17-4-4	3-3-0	5-5-0	1-6-1	10-3-1	DNP	DNP	29-8-2	13-2-2	DNP
at Texas A&M	02/03/2022	64-77	L	DNP	20-7-3	1-3-0	8-5-0	4-11-2	2-3-2	DNP	DNP	17-2-2	12-10-1	DNP
Auburn	02/10/2022	68-66	W	DNP	DNP	3-1-0	4-9-1	4-7-2	16-5-2	0-0-0	DNP	30-4-2	DNP	0-0-0
at Missouri	02/13/2022	88-71	W	DNP	22-7-4	3-0-0	DNP	4-3-0	18-4-1	DNP	DNP	25-9-0	12-11-1	DNP
at Florida	02/17/2022	67-76	L	DNP	19-2-3	0-1-0	1-0-0	2-6-2	18-4-0	0-0-0	DNP	10-10-1	15-6-2	DNP
Kentucky	02/20/2022	55-78	L	DNP	8-3-5	0-1-0	8-3-0	0-0-0	9-7-0	0-0-0	1-1-0	18-3-0	4-1-0	0-2-0
at Ole Miss	02/22/2022	62-70	L	DNP	19-6-5	DNP	DNP	2-3-2	13-5-1	DNP	DNP	15-4-1	7-7-2	DNP
Georgia	02/24/2022	62-63	L	DNP	9-5-4	DNP	1-0-0	0-2-0	13-4-1	DNP	DNP	7-4-2	9-7-1	DNP
at Mississippi St.	02/27/2022	87-79	W	DNP	12-3-6	0-0-0	10-4-0	3-2-0	20-3-3	DNP	DNP	15-8-5	13-6-1	DNP
vs Missouri	03/03/2022	61-52	Wot	DNP	11-2-2	DNP	4-3-0	0-4-1	11-4-1	DNP	DNP	17-7-1	5-9-3	DNP
vs South Carolina	03/04/2022	54-76	L	DNP	10-8-2	0-1-0	7-4-2	8-3-0	8-2-0	2-0-0	0-0-0	8-3-3	2-1-2	0-0-1
vs Utah	03/18/2022	69-92	L	DNP	18-5-3	DNP	2-12-0	2-3-0	5-2-1	DNP	DNP	24-1-0	0-4-0	DNP

Opponent	Date	Score		43 DANIELS,MA	55 ELLIS,EMRI
Tarleton St.	11/10/2021	85-33	W	15-6-1	4-2-0
Ark.-Pine Bluff	11/12/2021	96-53	W	5-5-4	6-5-1
at UConn	11/14/2021	80-95	L	5-6-3	6-4-0
at Arkansas St.	11/19/2021	94-71	W	22-8-5	4-5-0
SMU	11/22/2021	65-58	W	16-7-2	3-1-1
Sam Houston	11/27/2021	92-66	W	11-5-6	8-4-1
Belmont	11/28/2021	83-63	W	3-3-5	7-1-1
at UCF	12/02/2021	51-52	L	18-6-1	0-0-0
California	12/05/2021	84-67	W	32-3-0	2-0-0
Jackson St.	12/09/2021	66-62	W	16-8-3	DNP
Little Rock	12/12/2021	73-39	W	7-2-5	DNP
vs Central Ark.	12/18/2021	82-44	W	11-6-3	DNP
Creighton	12/21/2021	72-81	L	34-2-0	DNP
Tennessee	01/02/2022	63-70	L	11-4-1	0-1-2
at Vanderbilt	01/06/2022	51-54	L	7-9-2	4-2-2
Missouri	01/09/2022	83-73	W	17-8-4	4-2-1
South Carolina	01/16/2022	52-61	L	17-5-2	3-3-0
at Alabama	01/20/2022	99-71	W	18-5-5	4-3-0
Mississippi St.	01/23/2022	74-54	W	15-5-3	0-1-0
LSU	01/27/2022	90-76	W	20-5-4	2-0-0
at Tennessee	01/31/2022	83-86	Lot	5-1-2	0-0-0
at Texas A&M	02/03/2022	64-77	L	DNP	0-3-1
Auburn	02/10/2022	68-66	W	DNP	11-5-1
at Missouri	02/13/2022	88-71	W	DNP	4-8-0
at Florida	02/17/2022	67-76	L	DNP	2-0-1
Kentucky	02/20/2022	55-78	L	7-2-2	0-2-0
at Ole Miss	02/22/2022	62-70	L	4-4-3	2-2-1
Georgia	02/24/2022	62-63	L	21-4-4	2-0-0
at Mississippi St.	02/27/2022	87-79	W	14-4-1	0-0-1
vs Missouri	03/03/2022	61-52	Wot	13-14-5	DNP
vs South Carolina	03/04/2022	54-76	L	9-9-2	0-1-0
vs Utah	03/18/2022	69-92	L	18-3-0	0-1-1



**2021-22 Arkansas Women's Basketball
Player Highs Analysis
All games**

Page 1/4
as of Aug 09, 2022

Arkansas - Individual Game Highs

POINTS	34		Makayla Daniels vs Creighton (12/21/2021)
	32		Makayla Daniels vs California (12/05/2021)
	30		Amber Ramirez vs Auburn (02/10/2022)
	29		Amber Ramirez at Tennessee (01/31/2022)
	26		Amber Ramirez vs Tennessee (01/02/2022)
FIELD GOALS MADE	11		Makayla Daniels vs Creighton (12/21/2021)
	11		Makayla Daniels vs California (12/05/2021)
FIELD GOAL ATTEMPTS	28		Amber Ramirez vs Utah (N) (03/18/2022)
	25		Amber Ramirez vs Tennessee (01/02/2022)
FIELD GOAL PERCENTAGE (min 5 made)	.875	(7-8)	Jersey Wolfenbarger vs Central Ark. (N) (12/18/2021)
	.833	(5-6)	Samara Spencer vs Tarleton St. (11/10/2021)
3 PT FG MADE	5		Amber Ramirez vs Auburn (02/10/2022)
	5		Amber Ramirez at Tennessee (01/31/2022)
	5		Amber Ramirez vs LSU (01/27/2022)
	5		Samara Spencer vs Mississippi St. (01/23/2022)
	5		Amber Ramirez at Alabama (01/20/2022)
	5		Rylee Langerman vs Missouri (01/09/2022)
	5		Amber Ramirez at Vanderbilt (01/06/2022)
	5		Amber Ramirez vs Tennessee (01/02/2022)
	5		Makayla Daniels vs Creighton (12/21/2021)
3 PT FG ATTEMPTS	13		Amber Ramirez vs Tennessee (01/02/2022)
	12		Amber Ramirez vs Utah (N) (03/18/2022)
3 PT FG PERCENTAGE (min 2 made)	1.000	(3-3)	Amber Ramirez vs Missouri (N) (03/03/2022)
	1.000	(2-2)	Sasha Goforth at Missouri (02/13/2022)
	1.000	(2-2)	Elauna Eaton at Alabama (01/20/2022)
	1.000	(2-2)	Makayla Daniels vs Central Ark. (N) (12/18/2021)
	1.000	(2-2)	Jersey Wolfenbarger vs Central Ark. (N) (12/18/2021)
	1.000	(2-2)	Rylee Langerman vs Belmont (11/28/2021)
	1.000	(2-2)	Samara Spencer vs Tarleton St. (11/10/2021)
	1.000	(2-2)	Ashlyn Sage vs Tarleton St. (11/10/2021)
FREE THROWS MADE	11		Amber Ramirez vs Missouri (01/09/2022)
	8		Erynn Barnum at UConn (11/14/2021)
FREE THROW ATTEMPTS	12		Amber Ramirez vs Missouri (01/09/2022)
	10		Sasha Goforth vs SMU (11/22/2021)
	10		Erynn Barnum at UConn (11/14/2021)
FREE THROW PERCENTAGE (min 3 made)	1.000	(7-7)	Sasha Goforth vs Central Ark. (N) (12/18/2021)
	1.000	(6-6)	Makayla Daniels vs California (12/05/2021)
	1.000	(6-6)	Amber Ramirez vs California (12/05/2021)
	1.000	(5-5)	Erynn Barnum vs Belmont (11/28/2021)
	1.000	(5-5)	Sasha Goforth at UConn (11/14/2021)
	1.000	(5-5)	Elauna Eaton vs Tarleton St. (11/10/2021)
	1.000	(4-4)	Erynn Barnum at Mississippi St. (02/27/2022)
	1.000	(4-4)	Makayla Daniels vs Georgia (02/24/2022)
	1.000	(4-4)	Amber Ramirez at Florida (02/17/2022)
	1.000	(4-4)	Makayla Daniels vs Tennessee (01/02/2022)
	1.000	(4-4)	Makayla Daniels at UCF (12/02/2021)
	1.000	(3-3)	Makayla Daniels vs Kentucky (02/20/2022)
	1.000	(3-3)	Sasha Goforth at Alabama (01/20/2022)
	1.000	(3-3)	Samara Spencer vs Central Ark. (N) (12/18/2021)
	1.000	(3-3)	Makayla Daniels vs Little Rock (12/12/2021)
	1.000	(3-3)	Elauna Eaton vs Belmont (11/28/2021)
	1.000	(3-3)	Amber Ramirez vs Sam Houston (11/27/2021)
REBOUNDS	14		Makayla Daniels vs Missouri (N) (03/03/2022)
	12		Erynn Barnum vs Utah (N) (03/18/2022)
	12		Sasha Goforth vs Mississippi St. (01/23/2022)





2021-22 Arkansas Women's Basketball
Player Highs Analysis
All games

Page 2/4
 as of Aug 09, 2022

Arkansas - Individual Game Highs

ASSISTS	7	Amber Ramirez at Alabama (01/20/2022)
	6	Samara Spencer at Mississippi St. (02/27/2022)
	6	Samara Spencer vs Central Ark. (N) (12/18/2021)
	6	Makayla Daniels vs Sam Houston (11/27/2021)
STEALS	6	Makayla Daniels vs Central Ark. (N) (12/18/2021)
	4	Amber Ramirez at Mississippi St. (02/27/2022)
	4	Rylee Langerman at Missouri (02/13/2022)
	4	Amber Ramirez at Vanderbilt (01/06/2022)
	4	Samara Spencer vs Jackson St. (12/09/2021)
	4	Erynn Barnum vs Belmont (11/28/2021)
BLOCKED SHOTS	5	Sasha Goforth vs Missouri (N) (03/03/2022)
	5	Sasha Goforth vs Tennessee (01/02/2022)
	5	Emrie Ellis vs Ark.-Pine Bluff (11/12/2021)
TURNOVERS	8	Samara Spencer at Florida (02/17/2022)
	6	Samara Spencer vs South Carolina (N) (03/04/2022)
	6	Samara Spencer vs Georgia (02/24/2022)
	6	Samara Spencer at Missouri (02/13/2022)
FOULS	5	Rylee Langerman at Mississippi St. (02/27/2022)
	5	Sasha Goforth at Texas A&M (02/03/2022)
	5	Makayla Daniels vs Tennessee (01/02/2022)
	5	Sasha Goforth vs Tennessee (01/02/2022)
	5	Emrie Ellis vs Tennessee (01/02/2022)
	5	Rylee Langerman vs Tennessee (01/02/2022)
	5	Jersey Wolfenbarger vs Tennessee (01/02/2022)
	5	Jersey Wolfenbarger vs California (12/05/2021)
	5	Sasha Goforth at Arkansas St. (11/19/2021)



0 Saylor Poffenbarger | R-Fr. | 6-2 | G | Middletown, Conn. (Middletown HS) | UConn

POFFENBARGER BENCHMARK STATS

N/A

2021-22 SEASON HIGHS

CAREER HIGHS

Points	3	at St. John's	2-17-21*
FG Made	1	at St. John's	2-17-21*
FG Att.	4	at St. John's	2-17-21
3FG Made	2	vs. Tarleton	11-10-21
3FG Att.	3	at DePaul	1-31-21
FT Made	1	at St. John's	2-17-21
FT Att.	1	at St. John's	2-17-21
Off. Reb.	1	at Xavier	2-20-21
Def. Reb.	1	vs. Villanova	3-7-21*
Rebounds	2	at Xavier	2-20-21
Assists	N/A		
Blocks	1	at St. John's	2-17-21
Steals	N/A		
Minutes	5	at St. John's	2-17-21

N/A

SEC HIGHS

NOTABLES

Stat	20-21	22-23	Career
Double Figure Pts	-	-	-
Double Figure Rebs	-	-	-
Double-Doubles	-	-	-
5 + Assists	-	-	-
5 + Blocks	-	-	-
5 + Steals	-	-	-
Led Team in Pts	-	-	-
Led Team in Reb	-	-	-
20 + Points	-	-	-
30+ Points	-	-	-

* Most Recent

GAME NOTES

- Appeared in 12 games in her first collegiate season at UConn after enrolling in Jan. 2021
- Tallied three points, one rebound and one block at St. John's with the Huskies
- No. 30th-ranked recruit in her class, No. 13th-ranked guard
- 2020 Ms. Maryland Basketball
- Won gold at the 2019 FIBA Americas U16 Championship

WHO IS SAYLOR POFFENBARGER?

- Majoring in recreation and sport management
- Plays for her little brother that passed away
- Comes from an athletic family: mother, Amy, played basketball at Missouri and was a huge influence on Saylor's basketball journey, and three of her brothers play football: Reese (21) – starting quarterback for U of Albany, Brittin (15) – freshman in HS football and Higgins (10) – fourth grade football player
- Played against teammates Makayla Daniels a few times and were on the same AAU team at one point
- Favorite movie: Legally Blonde

CAREER STATISTICS

Year	GP-GS	Min	Avg	Total			3-Point			F-Throw			Rebounds			PF	FO	Ast	TO	Blk	Stl	Pts	Avg
				FG	FGA	Pct	FG	FGA	Pct	FT	FTA	Pct	Off	Def	Tot	Avg							
2020-21*	12-0	32	2.6	2	15	.133	1	11	.091	1	1	1.000	1	3	4	0.3	2	0	0	1	0	6	0.5
Career	12-0	32	2.6	2	15	.133	1	11	.091	1	1	1.000	1	3	4	0.3	2	0	0	1	0	6	0.5
UConn Stats*																							



2 Samara Spencer | So. | 5-7 | G | Fort Lauderdale, Fla. (St. Thomas Aquinas HS)

SPENCER BENCHMARK STATS

Points	22	at Missouri	2-13-22
FG Made	9	at Florida	2-17-22*
FG Att.	21	at Missouri	2-13-22*
3FG Made	5	vs. Miss. State	1-23-22
3FG Att.	8	at #7 Tennessee	1-31-22*
FT Made	6	at Miss. State	2-27-22*
FT Att.	8	at Miss. State	2-27-22*
Off. Reb.	2	vs. #1 SC	3-4-22*
Def. Reb.	7	at Missouri	2-13-22*
Rebounds	8	vs. #1 SC	3-4-22
Assists	6	at Miss. State	2-27-22*
Blocks	1	vs. Utah	3-18-22*
Steals	4	vs. Jackson State	12-9-21
Minutes	43	at #7 Tennessee	1-31-22

GAME NOTES

- Named 2022 SEC Freshman of the Year, first Arkansas player since 2009 (C'eria Ricketts)
- Won SEC Freshman of the Week four times last season, the most in the league
- Tallied 18 points and five rebounds in the first round of the NCAA Tournament versus Utah
- Pulled down a career-high eight boards against #1 SC at SEC Tournament
- Registered three 20-point games, including a career-high 22 points at Missouri (2/13)
- Earned 10 double-digit scoring performances in the final 12 games of the season
- Captured back-to-back double figure performances to start her college career
- Finished third on the team in scoring and led the way in assists (96) as a freshman
- Led St. Thomas Aquinas to a state title during her senior season

WHO IS SAMARA SPENCER?

- Majoring in recreation and sport management
- First Floridan to make up an Arkansas WBB roster since 2010
- Favorite foods: Steak or lasagna
- Favorite place to eat in Fayetteville: Tacos 4 Life
- Proudest accomplishment in basketball: winning SEC Freshman of the year last year

2021-22 SEASON HIGHS

Points	22	at Missouri	2-13-22
FG Made	9	at Florida	2-17-22*
FG Att.	21	at Missouri	2-13-22*
3FG Made	5	vs. Miss. State	1-23-22
3FG Att.	8	at #7 Tennessee	1-31-22*
FT Made	6	at Miss. State	2-27-22*
FT Att.	8	at Miss. State	2-27-22*
Off. Reb.	2	vs. #1 SC	3-4-22*
Def. Reb.	7	at Missouri	2-13-22*
Rebounds	8	vs. #1 SC	3-4-22
Assists	6	at Miss. State	2-27-22*
Blocks	1	vs. Utah	3-18-22*
Steals	4	vs. Jackson State	12-9-21
Minutes	43	at #7 Tennessee	1-31-22

CAREER HIGHS

Points	22	at Missouri	2-13-22
FG Made	9	at Florida	2-17-22*
FG Att.	21	at Missouri	2-13-22*
3FG Made	5	vs. Miss. State	1-23-22
3FG Att.	8	at #7 Tennessee	1-31-22*
FT Made	6	at Miss. State	2-27-22*
FT Att.	8	at Miss. State	2-27-22*
Off. Reb.	2	vs. #1 SC	3-4-22*
Def. Reb.	7	at Missouri	2-13-22*
Rebounds	8	vs. #1 SC	3-4-22
Assists	6	at Miss. State	2-27-22*
Blocks	1	at Missouri	2-13-22*
Steals	2	at Ole Miss	2-22-22*
Minutes	43	at #7 Tennessee	1-31-22

SEC HIGHS

Stat	21-22	22-23	Career
Double Figure Pts	20	-	20
Double Figure Rebs	-	-	-
Double-Doubles	-	-	-
5 + Assists	5	-	5
5 + Blocks	-	-	-
5 + Steals	-	-	-
Led Team in Pts	5	-	5
Led Team in Reb	1	-	1
20 + Points	3	-	3
30+ Points	-	-	-

NOTABLES

* Most Recent

#2 SPENCER, Samara

Opponent	Date	GS	MIN	Total		3-Pointers		Free throws		Rebounds			PF	A	TO	BLK	STL	PTS	AVG		
				FG-FA	PCT	3FG-3FA	PCT	FT-FTA	PCT	OFF	DEF	TOT								AVG	
Tarleton St.	11/10/2021		16:44	5-6	.833	2-2	1.000	0-2	.000	0	3	3	3.0	3	2	2	0	1	12	12.0	
Ark.-Pine Bluff	11/12/2021	*	20:01	3-5	.600	2-3	.667	6-8	.750	1	2	3	3.0	2	4	3	0	1	14	13.0	
at UConn	11/14/2021		16:49	3-6	.500	0-1	.000	2-2	1.000	0	0	0	2.0	1	2	1	0	1	8	11.3	
at Arkansas St.	11/19/2021		23:31	6-11	.545	2-5	.400	2-3	.667	2	4	6	3.0	0	2	0	0	1	16	12.5	
SMU	11/22/2021		28:09	2-6	.333	1-2	.500	1-2	.500	1	2	3	3.0	1	2	1	0	3	6	11.2	
Sam Houston	11/27/2021	*	22:06	4-5	.800	3-4	.750	1-2	.500	0	1	1	2.7	0	3	3	1	2	12	11.3	
Belmont	11/28/2021	*	24:51	5-10	.500	3-5	.600	0-0	.000	0	1	1	2.4	1	3	1	0	1	13	11.6	
at UCF	12/02/2021	*	35:14	2-6	.333	1-5	.200	0-0	.000	0	3	3	2.5	2	1	0	1	0	5	10.8	
California	12/05/2021	*	26:28	4-8	.500	1-2	.500	0-0	.000	1	1	2	2.4	2	2	2	0	0	9	10.6	
Jackson St.	12/09/2021	*	27:25	4-9	.444	3-5	.600	3-4	.750	1	1	2	2.4	1	4	4	0	4	14	10.9	
Little Rock	12/12/2021	*	24:10	2-7	.286	0-1	.000	0-0	.000	1	0	1	2.3	4	3	3	0	0	4	10.3	
vs Central Ark.	12/18/2021	*	32:00	5-12	.417	2-7	.286	3-3	1.000	0	1	1	2.2	1	6	5	0	2	15	10.7	
Creighton	12/21/2021	*	38:26	2-12	.167	1-5	.200	5-6	.833	0	6	6	2.5	4	3	3	0	0	10	10.6	
Tennessee	01/02/2022	*	26:03	3-9	.333	1-5	.200	1-1	1.000	2	4	6	2.7	1	0	0	0	1	8	10.4	
at Vanderbilt	01/06/2022	*	25:16	1-10	.100	0-5	.000	0-0	.000	2	3	5	2.9	2	4	1	1	1	2	9.9	
Missouri	01/09/2022	*	15:54	1-4	.250	1-3	.333	0-0	.000	0	4	4	2.9	3	3	1	0	0	3	9.4	
South Carolina	01/16/2022	*	33:52	2-4	.500	1-1	1.000	1-1	1.000	1	3	4	3.0	0	1	2	1	2	6	9.2	
at Alabama	01/20/2022	*	32:17	7-13	.538	4-8	.500	0-0	.000	0	3	3	3.0	0	5	0	1	2	18	9.7	
Mississippi St.	01/23/2022	*	33:49	6-12	.500	5-8	.625	2-4	.500	0	5	5	3.1	2	3	1	0	2	19	10.2	
LSU	01/27/2022	*	37:19	8-15	.533	3-5	.600	1-6	.167	1	2	3	3.1	2	2	2	0	1	20	10.7	
at Tennessee	01/31/2022	*	42:57	7-21	.333	1-8	.125	2-5	.400	1	3	4	3.1	1	4	4	0	0	17	11.0	
at Texas A&M	02/03/2022	*	40:00	8-15	.533	2-5	.400	2-6	.333	0	7	7	3.3	1	3	4	1	1	20	11.4	
at Missouri	02/13/2022	*	36:36	9-21	.429	1-7	.143	3-4	.750	0	7	7	3.5	1	4	6	1	1	22	11.9	
at Florida	02/17/2022	*	38:25	9-18	.500	0-4	.000	1-4	.250	0	2	2	3.4	4	3	8	0	1	19	12.2	
Kentucky	02/20/2022	*	30:07	3-9	.333	0-3	.000	2-4	.500	0	3	3	3.4	1	5	4	0	1	8	12.0	
at Ole Miss	02/22/2022	*	33:04	8-18	.444	2-5	.400	1-2	.500	1	5	6	3.5	2	5	3	0	2	19	12.3	
Georgia	02/24/2022	*	36:14	2-4	.500	0-0	.000	5-8	.625	1	4	5	3.6	1	4	6	0	0	9	12.1	
at Mississippi St.	02/27/2022	*	33:56	3-9	.333	0-2	.000	6-8	.750	0	3	3	3.5	1	6	2	0	0	12	12.1	
vs Missouri	03/03/2022	*	32:55	4-16	.250	1-5	.200	2-3	.667	0	2	2	3.5	2	2	2	0	2	11	12.1	
vs South Carolina	03/04/2022	*	30:25	3-9	.333	0-4	.000	4-6	.667	2	6	8	3.6	1	2	6	0	1	10	12.0	
vs Utah	03/18/2022	*	35:11	7-15	.467	1-3	.333	3-4	.750	0	5	5	3.7	2	3	2	1	2	18	12.2	
Totals			27	930:14	138-325	.425	44-128	.344	59-98	.602	18	96	114	3.7	49	96	82	8	36	379	12.2

Player Averages

Games Played	Minutes/game	Points/game	FG Pct	3FG Pct	FT Pct	Rebounds/game	Assists/game	Turnovers/game	Assist/Turnover ratio	Steals/game	Blocks/game
31	30.0	12.2	42.5	34.4	60.2	3.7	3.1	2.6	1.2	1.2	0.3

CAREER STATISTICS

SEASON	TEAM	GP-GS	MIN/AVG	FG-FGA	FG%	3FG-3FGA	3FG%	FT-FTA	FT%	OFF	DEF	TOT	AVG	PF-FO	A	TO	BLK	STL	PTS	AVG
2021-22	Ark	31-27	930/30.0	138-325	.425	44-128	.344	59-98	.602	18	96	114	3.7	49-0	96	82	8	36	379	12.2
TOTAL		31-27	930/30.0	138-325	.425	44-128	.344	59-98	.602	18	96	114	3.7	49-0	96	82	8	36	379	12.2



4 Erynn Barnum | R-Sr. | 6-2 | F | Little Rock, Ark. (Little Rock Central HS)

BARNUM BENCHMARK STATS

2021-22 SEASON HIGHS

Points	18	vs. SMU	11-22-21
FG Made	8	vs. SMU	11-22-21
FG Att.	16	vs. SMU	11-22-21
3FG Made	1	at #7 Tennessee	1-31-22*
3FG Att.	4	at #2 UConn	11-14-21
FT Made	8	at #2 UConn	11-14-21
FT Att.	10	at #2 UConn	11-14-21
Off. Reb.	6	vs. Utah	3-18-22
Def. Reb.	6	vs. Utah	3-18-22*
Rebounds	12	vs. Utah	3-18-22
Assists	4	vs. Cal	12-5-21
Blocks	2	vs. #1 SC	3-4-22*
Steals	4	vs. Belmont	11-28-21*
Minutes	31	at UCF	12-2-21

CAREER HIGHS

Points	18	SMU	11-22-21
FG Made	8	SMU	11-22-21
FG Att.	16	SMU	11-22-21
3FG Made	1	SMU	11-22-21*
3FG Att.	4	at #2 UConn	11-14-21
FT Made	8	at #2 UConn	11-14-21*
FT Att.	12	vs. Oral Roberts	11-25-20
Off. Reb.	6	vs. Utah	3-18-22
Def. Reb.	8	vs. ULM	12-3-20*
Rebounds	12	vs. Utah	3-18-22*
Assists	4	vs. Cal	12-5-21
Blocks	4	vs. Little Rock	12-21-19*
Steals	4	vs. Belmont	11-28-21*
Minutes	31	at UCF	12-2-21

SEC HIGHS

Points	15	at Georgia	1-25-21
FG Made	7	at Georgia	1-25-21
FG Att.	12	vs. Georgia	1-23-20
3FG Made	1	at Tennessee	1-31-22*
3FG Att.	2	at Tennessee	1-31-22*
FT Made	4	at Miss. State	2-27-22*
FT Att.	6	at Texas A&M	2-3-22
Off. Reb.	4	vs. Missouri	1-3-21
Def. Reb.	6	vs. Auburn	2-10-22*
Rebounds	9	vs. Auburn	2-10-22
Assists	2	vs. 1/1 SC	3-4-22*
Blocks	3	vs. Florida	1-26-20
Steals	3	at Texas A&M	2-7-21
Minutes	26	vs. Missouri	1-3-21

NOTABLES

Stat	19-20	20-21	21-22	22-23	Career
Double Figure Pts	4	9	5		18
Double Figure Rebs	1	1	1		3
Double-Doubles	1	1	-		2
5 + Assists	-	-	-		-
5 + Blocks	-	-	-		-
5 + Steals	-	-	-		-
Led Team in Pts	1	-	3		4
Led Team in Reb	4	7	7		
18					
20 + Points	-	-	-		-

* Most Recent

GAME NOTES

- Ended the season by matching a career-high 12 rebounds vs. Utah at the NCAA Tournament
- Dropped in 10 points in the regular season finale at Mississippi State
- Was awesome against SMU, going for a career-best 18 points and nine rebounds
- Tallied 15 points, seven boards and four steals in 20 minutes against Belmont
- Led team in rebounds seven times and has done so 18 times in her career
- Averaged 7.6 points, 4.8 rebounds and 17.5 minutes per game last season
- Started with five double-digit scoring performances in the first seven games of 2021-22
- Notched her second career double-double against Arkansas-Pine Bluff as a sophomore

WHO IS ERYNN BARNUM?

- Majoring in recreation and sport management
- Played volleyball and was player of the year in high school
- One of eight siblings
- Born in Pasadena, Calif. and moved to Little Rock when she was 6
- Favorite food: shrimp alfredo

#4 BARNUM, Erynn

Opponent	Date	GS	MIN	Total		3-Pointers		Free throws		Rebounds			PF	A	TO	BLK	STL	PTS	AVG		
				FG-FGA	PCT	3FG-3FGA	PCT	FT-FTA	PCT	OFF	DEF	TOT								AVG	
Tarleton St.	11/10/2021	*	20:08	3-7	.429	0-0	.000	6-8	.750	2	4	6	6.0	2	2	0	1	3	12	12.0	
Ark.-Pine Bluff	11/12/2021	*	17:42	6-8	.750	1-1	1.000	2-2	1.000	2	4	6	6.0	2	1	1	2	4	15	13.5	
at UConn	11/14/2021	*	26:44	4-12	.333	0-4	.000	8-10	.800	4	4	8	6.7	0	2	1	1	0	16	14.3	
at Arkansas St.	11/19/2021	*	19:02	2-6	.333	0-0	.000	1-2	.500	2	2	4	6.0	3	1	2	2	0	5	12.0	
SMU	11/22/2021	*	29:16	8-16	.500	1-3	.333	1-4	.250	4	5	9	6.6	1	0	2	0	0	18	13.2	
Sam Houston	11/27/2021	*	14:08	2-7	.286	0-1	.000	2-2	1.000	1	2	3	6.0	2	0	1	0	1	6	12.0	
Belmont	11/28/2021	*	20:06	5-9	.556	0-0	.000	5-5	1.000	2	5	7	6.1	1	1	1	0	4	15	12.4	
at UCF	12/02/2021	*	30:33	2-4	.500	0-0	.000	1-2	.500	2	4	6	6.1	2	2	4	0	1	5	11.5	
California	12/05/2021	*	22:27	1-4	.250	0-0	.000	7-9	.778	2	2	4	5.9	1	4	2	0	0	9	11.2	
at Alabama	01/20/2022		10:04	4-6	.667	0-0	.000	0-2	.000	0	4	4	5.7	0	1	1	0	1	8	10.9	
Mississippi St.	01/23/2022		15:40	0-3	.000	0-0	.000	3-4	.750	0	1	1	5.3	2	0	2	0	0	3	10.2	
LSU	01/27/2022		16:20	2-4	.500	0-0	.000	2-2	1.000	0	2	2	5.0	1	1	1	0	1	6	9.8	
at Tennessee	01/31/2022		20:08	2-8	.250	1-2	.500	0-0	.000	1	4	5	5.0	4	0	0	0	1	5	9.5	
at Texas A&M	02/03/2022		13:54	2-6	.333	0-2	.000	4-6	.667	0	5	5	5.0	1	0	0	1	1	8	9.4	
Auburn	02/10/2022	*	20:20	1-6	.167	0-0	.000	2-4	.500	3	6	9	5.3	2	1	3	0	1	4	9.0	
at Florida	02/17/2022		05:18	0-0	.000	0-0	.000	1-2	.500	0	0	0	4.9	2	0	1	0	0	1	8.5	
Kentucky	02/20/2022		13:52	3-5	.600	0-1	.000	2-4	.500	0	3	3	4.8	0	0	1	2	0	8	8.5	
Georgia	02/24/2022		04:49	0-1	.000	0-0	.000	1-2	.500	0	0	0	4.6	0	0	1	0	0	1	8.1	
at Mississippi St.	02/27/2022		12:55	3-4	.750	0-0	.000	4-4	1.000	2	2	4	4.5	2	0	1	0	0	10	8.2	
vs Missouri	03/03/2022		16:06	1-3	.333	0-1	.000	2-4	.500	2	1	3	4.5	1	0	1	0	0	4	8.0	
vs South Carolina	03/04/2022		15:45	3-6	.500	0-1	.000	1-2	.500	0	4	4	4.4	2	2	0	2	1	7	7.9	
vs Utah	03/18/2022		20:01	1-9	.111	0-0	.000	0-0	.000	6	6	12	4.8	1	0	0	1	1	2	7.6	
Totals			10	385:18	55-134	.410	3-16	.188	55-80	.688	35	70	105	4.8	32	18	26	12	20	168	7.6

Player Averages

Games Played	Minutes/game	Points/game	FG Pct	3FG Pct	FT Pct	Rebounds/game	Assists/game	Turnovers/game	Assist/Turnover ratio	Steals/game	Blocks/game
22	17.5	7.6	41.0	18.8	68.8	4.8	0.8	1.2	0.7	0.9	0.5

CAREER STATISTICS

				Field Goals		3-Point		F-Throws		Rebounds										Scoring	
SEASON	TEAM	GP-GS	MIN/AVG	FG-FGA	FG%	3FG-3FGA	3FG%	FT-FTA	FT%	OFF	DEF	TOT	AVG	PF-FO	A	TO	BLK	STL	PTS	AVG	
2019-20	Ark	27-0	306/11.3	50-98	.510	3-7	.429	31-52	.596	31	76	107	4.0	26-0	5	11	28	15	134	5.0	
2020-21	Ark	28-0	455/16.3	85-145	.586	1-7	.143	44-87	.506	34	94	128	4.6	56-0	11	30	23	21	215	7.7	
2021-22	Ark	22-10	385/17.5	55-134	.410	3-16	.188	55-80	.688	35	70	105	4.8	32-0	18	26	12	20	168	7.6	
TOTAL		77-10	1147/14.9	190-377	.504	7-30	.233	130-219	.594	100	240	340	4.4	114-0	34	67	63	56	517	6.7	



11 Rylee Langerman | Jr. | 5-9 | G | Norman, Okla. (Christian Heritage HS)

LANGERMAN BENCHMARK STATS

2021-22 SEASON HIGHS

Points	17	vs. Missouri	1-9-22
FG Made	6	vs. Missouri	1-9-22
FG Att.	10	vs. Missouri	1-9-22
3FG Made	5	vs. Missouri	1-9-22
3FG Att.	6	vs. Missouri	1-9-22
FT Made	4	at Ark. State	11-19-21
FT Att.	5	at Ark. State	11-19-21
Off. Reb.	5	vs. Auburn	2-10-22
Def. Reb.	7	at Texas A&M	2-3-22*
Rebounds	11	at Texas A&M	2-3-22
Assists	3	vs. #12 LSU	1-27-22*
Blocks	2	vs. Missouri	3-3-22
Steals	4	at Missouri	2-13-22
Minutes	34	at Florida	2-17-22

CAREER HIGHS

Points	17	vs. Missouri	1-9-22
FG Made	6	vs. Missouri	1-9-22
FG Att.	10	vs. Missouri	1-9-22
3FG Made	5	vs. Missouri	1-9-22
3FG Att.	6	vs. Missouri	1-9-22
FT Made	4	at Ark. State	11-19-21
FT Att.	5	at Ark. State	11-19-21
Off. Reb.	5	vs. Auburn	2-10-22
Def. Reb.	7	at Texas A&M	2-3-22*
Rebounds	11	at Texas A&M	2-3-22
Assists	4	vs. UCA	12-13-20
Blocks	2	vs. Missouri	3-3-22
Steals	4	at Missouri	2-13-22
Minutes	34	at Florida	2-17-22

SEC HIGHS

Points	17	vs. Missouri	1-9-22
FG Made	6	vs. Missouri	1-9-22
FG Att.	10	vs. Missouri	1-9-22
3FG Made	5	vs. Missouri	1-9-22
3FG Att.	6	vs. Missouri	1-9-22
FT Made	2	at Missouri	2-13-22
FT Att.	2	at Missouri	2-13-22*
Off. Reb.	5	vs. Auburn	2-10-22
Def. Reb.	7	at Texas A&M	2-3-22
Rebounds	11	at Texas A&M	2-3-22
Assists	3	vs. 12/11 LSU	1-27-2
Blocks	2	vs. Missouri	3-3-22
Steals	4	at Missouri	2-13-22
Minutes	34	at Florida	2-17-22

NOTABLES

Stat	20-21	21-22	22-23	Career
Double Figure Pts	-	1	-	1
Double Figure Rebs	-	1	-	1
Double-Doubles	-	-	-	-
5+ Assists	-	-	-	-
5+ Blocks	-	-	-	-
5+ Steals	-	-	-	-
Led Team in Pts	-	-	-	-
Led Team in Reb	-	2	-	2
20+ Points	-	-	-	-
30+ Points	-	-	-	-

* Most Recent

GAME NOTES

- Ripped down 11 boards at Texas A&M, a new career-best
- Lit up Mizzou, going for a career-best 17 points off 5-for-6 shooting from 3-point off the bench
- Was a Swiss army knife against AState, going for eight points, six boards, three assists and three steals
- Started in four consecutive games during the middle of SEC play, ticking a career-high 34 minutes during that stretch at Florida
- Led the team in rebounds in two games last season
- Averaged 3.2 points and 3.7 rebounds across 19.2 minutes played per game last season
- Showed flashes in limited action during her freshman season in 13 game appearances

WHO IS RYLEE LANGERMAN?

- Majoring in biology
- Easily a fan favorite for the work she has done in the community, serving as an inspiration
- Has a twin brother named Ryan who played basketball and golf
- Chose Arkansas because of the atmosphere and culture
- Can play the guitar
- Favorite place to eat in Fayetteville: Sassy's BBQ

#11 LANGERMAN, Rylee

Opponent	Date	GS	MIN	Total		3-Pointers		Free throws		Rebounds				PF	A	TO	BLK	STL	PTS	AVG	
				FG-FGA	PCT	3FG-3FGA	PCT	FT-FTA	PCT	OFF	DEF	TOT	AVG								
Tarleton St.	11/10/2021		12:19	1-2	.500	0-0	.000	0-0	.000	2	0	2	2.0	0	3	1	0	0	2	2.0	
Ark.-Pine Bluff	11/12/2021		14:38	2-4	.500	1-2	.500	0-1	.000	0	1	1	1.5	4	0	1	0	1	5	3.5	
at UConn	11/14/2021		05:39	0-0	.000	0-0	.000	0-0	.000	0	0	0	1.0	4	0	0	0	0	0	2.3	
at Arkansas St.	11/19/2021		24:36	2-4	.500	0-2	.000	4-5	.800	1	5	6	2.3	4	3	0	0	3	8	3.8	
SMU	11/22/2021	*	23:35	0-0	.000	0-0	.000	0-0	.000	0	4	4	2.6	3	0	1	0	0	0	3.0	
Sam Houston	11/27/2021		14:48	1-4	.250	0-1	.000	2-2	1.000	0	2	2	2.5	1	1	1	1	1	4	3.2	
Belmont	11/28/2021		13:27	3-3	1.000	2-2	1.000	0-0	.000	1	1	2	2.4	1	0	2	0	0	8	3.9	
at UCF	12/02/2021		09:07	0-0	.000	0-0	.000	0-0	.000	0	2	2	2.4	3	0	1	0	0	0	3.4	
California	12/05/2021		15:32	1-1	1.000	1-1	1.000	0-0	.000	2	1	3	2.4	2	0	1	0	1	3	3.3	
Jackson St.	12/09/2021		12:36	1-1	1.000	0-0	.000	0-1	.000	2	4	6	2.8	2	2	3	0	1	2	3.2	
Little Rock	12/12/2021		22:27	1-4	.250	1-2	.500	3-4	.750	0	3	3	2.8	3	1	3	1	1	6	3.5	
vs Central Ark.	12/18/2021	*	23:57	1-4	.250	1-2	.500	0-2	.000	1	7	8	3.3	0	3	0	0	0	3	3.4	
Creighton	12/21/2021	*	23:31	0-5	.000	0-3	.000	0-0	.000	2	2	4	3.3	1	1	0	1	2	0	3.2	
Tennessee	01/02/2022		20:08	0-2	.000	0-2	.000	0-0	.000	3	1	4	3.4	5	2	2	1	2	0	2.9	
at Vanderbilt	01/06/2022		11:46	0-2	.000	0-2	.000	0-0	.000	0	3	3	3.3	1	0	1	0	0	0	2.7	
Missouri	01/09/2022		25:17	6-10	.600	5-6	.833	0-0	.000	2	3	5	3.4	1	0	0	1	1	17	3.6	
South Carolina	01/16/2022		12:20	0-1	.000	0-1	.000	1-2	.500	1	1	2	3.4	4	0	0	0	0	1	3.5	
at Alabama	01/20/2022		18:11	1-3	.333	1-3	.333	0-0	.000	0	2	2	3.3	3	1	0	0	1	3	3.4	
Mississippi St.	01/23/2022		19:52	2-5	.400	0-1	.000	0-0	.000	3	3	6	3.4	3	0	1	0	2	4	3.5	
LSU	01/27/2022		20:27	2-3	.667	1-2	.500	0-0	.000	1	3	4	3.5	4	3	1	0	1	5	3.6	
at Tennessee	01/31/2022		33:44	0-2	.000	0-2	.000	1-2	.500	2	4	6	3.6	3	1	2	1	2	1	3.4	
at Texas A&M	02/03/2022	*	28:23	2-6	.333	0-2	.000	0-2	.000	4	7	11	3.9	3	2	0	1	0	4	3.5	
Auburn	02/10/2022	*	31:51	2-6	.333	0-2	.000	0-0	.000	5	2	7	4.0	3	2	0	0	1	4	3.5	
at Missouri	02/13/2022	*	27:07	1-5	.200	0-1	.000	2-2	1.000	2	1	3	4.0	4	0	1	0	4	4	3.5	
at Florida	02/17/2022	*	34:46	1-3	.333	0-0	.000	0-0	.000	3	3	6	4.1	2	2	2	0	1	2	3.4	
Kentucky	02/20/2022		13:15	0-0	.000	0-0	.000	0-0	.000	0	0	0	3.9	1	0	2	0	0	0	3.3	
at Ole Miss	02/22/2022		21:05	1-4	.250	0-2	.000	0-0	.000	0	3	3	3.9	1	2	1	0	0	2	3.3	
Georgia	02/24/2022		12:20	0-1	.000	0-1	.000	0-0	.000	0	2	2	3.8	2	0	1	1	1	0	3.1	
at Mississippi St.	02/27/2022		12:23	1-2	.500	1-1	1.000	0-0	.000	1	1	2	3.8	5	0	1	0	0	3	3.1	
vs Missouri	03/03/2022		13:40	0-2	.000	0-2	.000	0-0	.000	1	3	4	3.8	2	1	1	2	0	0	3.0	
vs South Carolina	03/04/2022		16:37	3-6	.500	2-4	.500	0-0	.000	0	3	3	3.7	4	0	0	0	0	8	3.2	
vs Utah	03/18/2022		23:35	1-2	.500	0-1	.000	0-0	.000	2	1	3	3.7	4	0	1	1	2	2	3.2	
Totals			7	612:60	36-97	.371	16-50	.320	13-23	.565	41	78	119	3.7	83	30	31	11	28	101	3.2

Player Averages

Games Played	Minutes/game	Points/game	FG Pct	3FG Pct	FT Pct	Rebounds/game	Assists/game	Turnovers/game	Assist/Turnover	Steals/game	Blocks/game
32	19.2	3.2	37.1	32.0	56.5	3.7	0.9	1.0	1.0	0.9	0.3

CAREER STATISTICS

				Field Goals		3-Point		F-Throws		Rebounds										Scoring	
SEASON	TEAM	GP-GS	MIN/AVG	FG-FGA	FG%	3FG-3FGA	3FG%	FT-FTA	FT%	OFF	DEF	TOT	AVG	PF-FO	A	TO	BLK	STL	PTS	AVG	
2020-21	Ark	13-0	91/7.0	5-16	.313	4-10	.400	2-4	.500	2	12	14	1.1	10-0	7	9	1	1	16	1.2	
2021-22	Ark	32-7	613/19.2	36-97	.371	16-50	.320	13-23	.565	41	78	119	3.7	83-2	30	31	11	28	101	3.2	
TOTAL		45-7	704/15.6	41-113	.363	20-60	.333	15-27	.556	43	90	133	3.0	93-2	37	40	12	29	117	2.6	



20 Karley Johnson | Fr. | 5-9 | G | Mustang, Okla. (Mustang HS)

JOHNSON BENCHMARK STATS

2021-22 SEASON HIGHS

N/A

CAREER HIGHS

N/A

SEC HIGHS

N/A

NOTABLES


Stat	22-23	Career
Double Figure Pts	-	-
Double Figure Rebs	-	-
Double-Doubles	-	-
5 + Assists	-	-
5 + Blocks	-	-
5 + Steals	-	-
Led Team in Pts	-	-
Led Team in Reb	-	-
20 + Points	-	-
30+ Points	-	-

GAME NOTES

- Lone member of the fall 2021 signing class
- Recognized as a 2022 McDonald's All-American nominee
- Tabbed a four-time Oklahoman's Super 5 Honorable Mention choice
- As a senior at Mustang, averaged 12.3 points, 4.3 rebounds and 3.1 assists per game
- Only needed two years to eclipse 1,000 points, doing so as a sophomore

WHO IS KARLEY JOHNSON?

- One of eight children
- Hidden talent: can juggle
- Favorite TV show: Criminal Minds
- Pregame ritual: puts everything on left to right
- Has English bulldogs named Roxie and Gus and a cat named Toast



21 Loren Lindsey | Fr. | 5-11 | G | Fayetteville, Ark. (Fayetteville HS)

LINDSEY BENCHMARK STATS

2021-22 SEASON HIGHS

N/A

CAREER HIGHS

N/A

SEC HIGHS

N/A

NOTABLES

Stat	22-23	Career
Double Figure Pts	-	-
Double Figure Rebs	-	-
Double-Doubles	-	-
5 + Assists	-	-
5 + Blocks	-	-
5 + Steals	-	-
Led Team in Pts	-	-
Led Team in Reb	-	-
20 + Points	-	-
30+ Points	-	-

GAME NOTES

- One of two freshmen on the team
- Talented player out of Fayetteville high school, coming to Arkansas as a walk-on
- Tabbed to All-Conference 6A West All-Defensive Team
- Northwest Arkansas Democrat Gazette Player of the Week (Feb. 2, 2022)

WHO IS LOREN LINDSEY?

- Finance major
- Grew up in Northwest Arkansas so it was always a dream to play for the Razorbacks, especially with her granddad, dad, uncle and cousins all playing football here
- Favorite pair of shoes she owns is her Jordans
- Favorite food is hibachi and best restaurant in Fayetteville is Kobe
- Favorite movie: Hoosiers



22 Avery Hughes | Sr. | 5-7 | G | Bentonville, Ark. (Bentonville HS)

HUGHES BENCHMARK STATS

2021-22 SEASON HIGHS

Points	1	vs. Kentucky	2-20-22
FG Made	N/A		
FG Att.	2	vs. UAPB	11-12-21
3FG Made	N/A		
3FG Att.	1	vs. #12 LSU	1-27-22*
FT Made	1	vs. Kentucky	2-20-22
FT Att.	2	vs. Kentucky	2-20-22
Off. Reb.	N/A		
Def. Reb.	1	vs. Kentucky	2-20-22*
Rebounds	1	vs. Kentucky	2-20-22*
Assists	1	vs. UCA	12-18-21*
Blocks	N/A		
Steals	1	vs. UCA	12-18-21*
Minutes	7	vs. UAPB	11-12-21

CAREER HIGHS

Points	6	vs. UAPB	12-21-20*
FG Made	2	vs. UAPB	12-21-20*
FG Att.	4	vs. Tulsa	12-11-19
3FG Made	2	vs. UAPB	12-21-20*
3FG Att.	3	vs. Tulsa	12-11-19
FT Made	1	vs. Kentucky	2-20-22*
FT Att.	2	vs. Kentucky	2-20-22
Off. Reb.	N/A		
Def. Reb.	1	vs. Kentucky	2-20-22*
Rebounds	1	vs. Kentucky	2-20-22*
Assists	2	vs. UAPB	12-21-20*
Blocks	N/A		
Steals	1	vs. ULM	12-3-20*
Minutes	10	vs. UAPB	12-21-20*

SEC HIGHS

Points	3	vs. Alabama	2-28-21
FG Made	1	at Ole Miss	2-16-20
FG Att.	1	vs. LSU	1-27-22*
3FG Made	N/A		
3FG Att.	1	vs. LSU	1-27-22*
FT Made	3	vs. Alabama	2-28-21
FT Att.	3	vs. Alabama	2-28-21
Off. Reb.	N/A		
Def. Reb.	1	vs. Kentucky	2-20-22
Rebounds	1	vs. Kentucky	2-20-22
Assists	N/A		
Blocks	N/A		
Steals	N/A		
Minutes	4	at Vanderbilt	1-19-20

NOTABLES

Stat	19-20	20-21	21-22	22-23	Career
Double Figure Pts	-	-	-	-	-
Double Figure Rebs	-	-	-	-	-
Double-Doubles	-	-	-	-	-
5 + Assists	-	-	-	-	-
5 + Blocks	-	-	-	-	-
5 + Steals	-	-	-	-	-
Led Team in Pts	-	-	-	-	-
Led Team in Reb	-	-	-	-	-
20 + Points	-	-	-	-	-
30+ Points	-	-	-	-	-

* Most Recent

GAME NOTES

- Former walk-on who earned a scholarship prior to the 2021-22 season
- Appeared in 12 games last season
- Made a free throw for her first points on the 2021-22 season vs. Kentucky
- Dropped a career-best six points on UAPB, hitting two threes in 2020-21
- Finished her career as Bentonville's second leading scorer and set single game records for points (34) and free throws (20-for-22)
- Honors include All-Arkansas Second-Team, All-Northwest Arkansas First-Team, Gatorade Player of the Week, two KURM Dream Team selections and team captain honors as a senior

WHO IS AVERY HUGHES?

- Nursing major
- Her proudest accomplishment is earning a scholarship as a walk-on
- Mother played basketball at Arkansas State and she always looked up to her
- Ran track and was a two-time state champion
- Calls the Arkansas faithful the best fans in the world
- Loves playing for Coach Neighbors because he lets the team make decisions for themselves, which helps her grow into the person she wants to be

#22 HUGHES, Avery

Opponent	Date	GS	MIN	Total FG-FGA	PCT	3FG-3FGA	PCT	Free throws FT-FTA	PCT	Rebounds OFF DEF TOT AVG	PF	A	TO	BLK	STL	PTS	AVG
Tarleton St.	11/10/2021	03:26	0-1	.000	0-0	.000	0-0	.000	0-0	0 0 0 0.0	0	1	0	0	0	0	0.0
Ark.-Pine Bluff	11/12/2021	06:35	0-2	.000	0-1	.000	0-0	.000	0-0	0 0 0 0.0	1	0	0	0	0	0	0.0
at Arkansas St.	11/19/2021	02:16	0-0	.000	0-0	.000	0-0	.000	0-0	0 1 1 0.3	0	0	1	0	0	0	0.0
Sam Houston	11/27/2021	03:22	0-0	.000	0-0	.000	0-0	.000	0-0	0 0 0 0.3	0	0	1	0	0	0	0.0
Belmont	11/28/2021	02:32	0-0	.000	0-0	.000	0-0	.000	0-0	0 0 0 0.2	1	0	0	0	0	0	0.0
California	12/05/2021	01:32	0-0	.000	0-0	.000	0-0	.000	0-0	0 0 0 0.2	0	0	0	0	0	0	0.0
Little Rock	12/12/2021	03:59	0-0	.000	0-0	.000	0-0	.000	0-0	0 0 0 0.1	0	0	0	0	0	0	0.0
vs Central Ark.	12/18/2021	05:22	0-0	.000	0-0	.000	0-0	.000	0-0	0 0 0 0.1	0	1	0	0	1	0	0.0
Tennessee	01/02/2022	00:07	0-0	.000	0-0	.000	0-0	.000	0-0	0 0 0 0.1	0	0	0	0	0	0	0.0
at Alabama	01/20/2022	02:35	0-0	.000	0-0	.000	0-0	.000	0-0	0 0 0 0.1	0	0	0	0	0	0	0.0
Mississippi St.	01/23/2022	00:21	0-0	.000	0-0	.000	0-0	.000	0-0	0 0 0 0.1	0	0	0	0	0	0	0.0
LSU	01/27/2022	01:39	0-1	.000	0-1	.000	0-0	.000	0-0	0 0 0 0.1	0	0	0	0	0	0	0.0
Kentucky	02/20/2022	02:55	0-0	.000	0-0	.000	1-2	.500	0	1 1 0.2	1	0	0	0	0	1	0.1
vs South Carolina	03/04/2022	01:30	0-0	.000	0-0	.000	0-0	.000	0-0	0 0 0 0.1	0	0	0	0	0	0	0.1
Totals			0	38:11	0-4	.000	0-2	.000	1-2	.500	0	2	2	0	1	1	0.1

Player Averages

Games Played	Minutes/game	Points/game	FG Pct	3FG Pct	FT Pct	Rebounds/game	Assists/game	Turnovers/game	Assist/Turnover ratio	Steals/game	Blocks/game
14	2.7	0.1	0.0	0.0	50.0	0.1	0.1	0.1	1.0	0.1	0.0

CAREER STATISTICS

				Field Goals		3-Point		F-Throws		Rebounds										Scoring	
SEASON	TEAM	GP-GS	MIN/AVG	FG-FGA	FG%	3FG-3FGA	3FG%	FT-FTA	FT%	OFF	DEF	TOT	AVG	PF-FO	A	TO	BLK	STL	PTS	AVG	
2019-20	Ark	14-0	50/3.6	8-16	.500	3-9	.333	1-1	1.000	0	0	0	0.0	8-0	2	8	0	0	20	1.4	
2020-21	Ark	7-0	45/6.4	3-7	.429	3-6	.500	3-3	1.000	0	2	2	0.3	2-0	5	3	0	2	12	1.7	
2021-22	Ark	14-0	38/2.7	0-4	.000	0-2	.000	1-2	.500	0	2	2	0.1	3-0	2	2	0	1	1	0.1	
TOTAL		35-0	133/3.8	11-27	.407	6-17	.353	5-6	.833	0	4	4	0.1	13-0	9	13	0	3	33	0.9	



24 Jersey Wolfenbarger | So. | 6-5 | G/F | Fort Smith, Ark. (Northside HS)

WOLFENBARGER BENCHMARK STATS

2021-22 SEASON HIGHS

Points	16	vs. UCA	12-18-21*
FG Made	7	vs. UCA	12-18-21
FG Att.	14	vs. #25 Georgia	2-24-22
3FG Made	3	at #7 Tennessee	1-31-22*
3FG Att.	11	at #7 Tennessee	1-31-22
FT Made	3	vs. Missouri	3-3-22*
FT Att.	6	at Florida	2-17-22*
Off. Reb.	4	vs. Creighton	12-21-21*
Def. Reb.	8	at Missouri	2-13-22
Rebounds	11	at Missouri	2-13-22
Assists	4	vs. #12 LSU	1-27-22
Blocks	3	vs. #1 SC	3-4-22
Steals	3	vs. Missouri	3-3-22*
Minutes	34	vs. Creighton	12-21-21

CAREER HIGHS

Points	16	vs. UCA	12-18-21*
FG Made	7	vs. UCA	12-18-21
FG Att.	14	vs. #25 Georgia	2-24-22
3FG Made	3	at #7 Tennessee	1-31-22*
3FG Att.	11	at #7 Tennessee	1-31-22
FT Made	3	vs. Missouri	3-3-22*
FT Att.	6	at Florida	2-17-22*
Off. Reb.	4	vs. Creighton	12-21-21*
Def. Reb.	8	at Missouri	2-13-22
Rebounds	11	at Missouri	2-13-22
Assists	4	vs. #12 LSU	1-27-22
Blocks	3	vs. #1 SC	3-4-22
Steals	3	vs. Missouri	3-3-22*
Minutes	34	vs. Creighton	12-21-21

SEC HIGHS

Points	13	at Miss. State	2-27-22
FG Made	6	at Miss. State	2-27-22*
FG Att.	14	vs. #25 Georgia	2-24-22
3FG Made	3	at #7 Tennessee	1-31-22*
3FG Att.	11	at #7 Tennessee	1-31-22
FT Made	3	vs. Missouri	3-3-22*
FT Att.	6	at Florida	2-17-22
Off. Reb.	3	at Texas A&M	2-3-22
Def. Reb.	8	at Missouri	2-13-22
Rebounds	11	at Missouri	2-13-22
Assists	4	vs. #12 LSU	1-27-22
Blocks	3	vs. #1 SC	3-4-22
Steals	3	vs. Missouri	3-3-22*
Minutes	30	at Missouri	2-13-22

NOTABLES

Stat	21-22	22-23	Career
Double Figure Pts	12		12
Double Figure Rebs	2		2
Double-Doubles	2		2
5 + Assists	-		-
5 + Blocks	-		-
5 + Steals	-		-
Led Team in Pts	-		-
Led Team in Reb	4		4
20 + Points	-		-
30+ Points	-		-

* Most Recent

GAME NOTES

- Tapped to the SEC All-Freshman team
- Registered back-to-back double-doubles (at Missouri, 12p-11r and at Texas A&M, 12p-10r)
- Started in all SEC games she appeared in, drawing the start in 23 total games as a freshman
- Averaged 7.5 points, 4.3 rebounds, 1.1 assists and 0.9 blocks per game in her first season
- Matched a career-best 16 points versus UCA
- No. 7 overall recruit, and No. 1 wing player in the ESPN HoopGurlz 2021 recruiting rankings at the time of her signing and a consensus five-star player out of Northside High School
- Arkansas' first McDonald's All-American signee since 2016
- One of five finalists for the Jersey Mike's Naismith High School Player of the Year Award
- Arkansas' Gatorade Player of the year in 2020 and 2021

WHO IS JERSEY WOLFENBARGER?

- Started playing when she was 5 at a local rec team in Missouri and her parents coached her
- Most proud accomplishments in basketball are playing for Team USA at the Fiba World Championship and being a Razorback
- Her favorite thing about last season was Coach Todd saying his favorite thing about freshmen is they become sophomores
- Chose Arkansas because of the genuine coaching staff and to play for one of the best fanbases in the SEC
- Loves all thing natural like hiking, swimming and anything outdoors

#24 WOLFENBARGER, Jersey

Opponent	Date	GS	MIN	Total		3-Pointers		Free throws		Rebounds			PF	A	TO	BLK	STL	PTS	AVG		
				FG-FGA	PCT	3FG-3FGA	PCT	FT-FTA	PCT	OFF	DEF	TOT								AVG	
Tarleton St.	11/10/2021	*	22:07	4-10	.400	1-5	.200	1-4	.250	0	5	5	5.0	4	0	1	1	10	10.0		
Ark.-Pine Bluff	11/12/2021		20:32	2-6	.333	1-2	.500	2-4	.500	4	2	6	5.5	3	1	2	1	7	8.5		
at UConn	11/14/2021		15:55	0-1	.000	0-1	.000	0-0	.000	0	4	4	5.0	2	0	1	1	0	5.7		
SMU	11/22/2021		06:16	1-3	.333	0-0	.000	0-0	.000	1	0	1	4.0	1	0	2	0	1	2	4.8	
Sam Houston	11/27/2021		17:39	5-8	.625	3-4	.750	3-6	.500	2	1	3	3.8	3	0	1	0	0	16	7.0	
Belmont	11/28/2021		16:21	3-7	.429	1-2	.500	3-4	.750	1	3	4	3.8	0	3	0	0	1	10	7.5	
at UCF	12/02/2021		16:21	2-5	.400	1-3	.333	1-2	.500	2	1	3	3.7	3	1	3	0	0	6	7.3	
California	12/05/2021		11:53	1-3	.333	0-0	.000	0-0	.000	0	1	1	3.4	5	0	2	0	0	2	6.6	
Jackson St.	12/09/2021	*	26:42	3-11	.273	1-6	.167	0-2	.000	0	4	4	3.4	3	0	0	0	0	7	6.7	
Little Rock	12/12/2021	*	26:54	1-4	.250	0-0	.000	2-6	.333	1	4	5	3.6	2	2	2	0	0	4	6.4	
vs Central Ark.	12/18/2021	*	23:53	7-8	.875	2-2	1.000	0-2	.000	0	5	5	3.7	1	1	1	2	0	16	7.3	
Creighton	12/21/2021	*	33:34	5-10	.500	1-1	1.000	0-3	.000	4	2	6	3.9	4	1	3	0	0	11	7.6	
Tennessee	01/02/2022	*	14:55	2-10	.200	0-7	.000	1-2	.500	1	1	2	3.8	5	0	2	1	1	5	7.4	
at Vanderbilt	01/06/2022	*	19:32	0-3	.000	0-0	.000	0-0	.000	1	1	2	3.6	1	0	1	2	0	0	6.9	
Missouri	01/09/2022	*	30:16	4-6	.667	0-1	.000	3-4	.750	3	2	5	3.7	2	0	0	0	0	11	7.1	
South Carolina	01/16/2022	*	26:03	1-11	.091	1-9	.111	0-0	.000	0	0	0	3.5	4	2	3	2	1	3	6.9	
at Alabama	01/20/2022	*	17:28	5-7	.714	1-1	1.000	1-2	.500	1	0	1	3.4	2	0	1	1	1	12	7.2	
Mississippi St.	01/23/2022	*	22:06	1-6	.167	0-2	.000	1-2	.500	1	2	3	3.3	1	2	0	1	0	3	6.9	
LSU	01/27/2022	*	22:40	2-6	.333	1-2	.500	3-5	.600	1	5	6	3.5	1	4	2	0	3	8	7.0	
at Tennessee	01/31/2022	*	24:54	5-13	.385	3-11	.273	0-2	.000	0	2	2	3.4	4	2	1	1	1	13	7.3	
at Texas A&M	02/03/2022	*	28:37	5-11	.455	0-2	.000	2-3	.667	3	7	10	3.7	2	1	0	2	0	12	7.5	
at Missouri	02/13/2022	*	30:24	5-10	.500	0-0	.000	2-3	.667	3	8	11	4.0	3	1	3	1	2	12	7.7	
at Florida	02/17/2022	*	32:42	6-11	.545	0-2	.000	3-6	.500	0	6	6	4.1	1	2	3	1	0	15	8.0	
Kentucky	02/20/2022	*	16:36	2-5	.400	0-0	.000	0-0	.000	0	1	1	4.0	4	0	0	0	1	4	7.9	
at Ole Miss	02/22/2022	*	26:30	3-5	.600	0-0	.000	1-1	1.000	2	5	7	4.1	3	2	1	1	0	7	7.8	
Georgia	02/24/2022	*	28:43	4-14	.286	0-1	.000	1-2	.500	1	6	7	4.2	2	1	0	1	2	9	7.9	
at Mississippi St.	02/27/2022	*	22:57	6-9	.667	0-0	.000	1-2	.500	2	4	6	4.3	1	1	0	0	1	13	8.1	
vs Missouri	03/03/2022	*	28:54	1-3	.333	0-1	.000	3-4	.750	2	7	9	4.5	4	3	1	2	3	5	8.0	
vs South Carolina	03/04/2022	*	22:45	1-8	.125	0-5	.000	0-0	.000	0	1	1	4.3	4	2	1	3	0	2	7.8	
vs Utah	03/18/2022	*	12:18	0-1	.000	0-0	.000	0-0	.000	1	3	4	4.3	1	0	0	1	0	0	7.5	
Totals			23	666:26	87-215	.405	17-70	.243	34-71	.479	37	93	130	4.3	76	32	37	27	21	225	7.5

Player Averages

Games Played	Minutes/game	Points/game	FG Pct	3FG Pct	FT Pct	Rebounds/game	Assists/game	Turnovers/game	Assist/Turnover ratio	Steals/game	Blocks/game
30	22.2	7.5	40.5	24.3	47.9	4.3	1.1	1.2		0.9	0.7

CAREER STATISTICS

				Field Goals		3-Point		F-Throws		Rebounds									Scoring	
SEASON	TEAM	GP-GS	MIN/AVG	FG-FGA	FG%	3FG-3FGA	3FG%	FT-FTA	FT%	OFF	DEF	TOT	AVG	PF-FO	A	TO	BLK	STL	PTS	AVG
2021-22	Ark	30-23	666/22.2	87-215	.405	17-70	.243	34-71	.479	37	93	130	4.3	76-2	32	37	27	21	225	7.5
TOTAL		30-23	666/22.2	87-215	.405	17-70	.243	34-71	.479	37	93	130	4.3	76-2	32	37	27	21	225	7.5



30 Maryam Dauda | R-Fr. | 6-4 | F | Bentonville, Ark. (Bentonville HS)

DAUDA BENCHMARK STATS

N/A

2021-22 SEASON HIGHS

N/A

CAREER HIGHS

N/A

SEC HIGHS

NOTABLES

Stat	21-22	22-23	Career
Double Figure Pts	-	-	-
Double Figure Rebs	-	-	-
Double-Doubles	-	-	-
5 + Assists	-	-	-
5 + Blocks	-	-	-
5 + Steals	-	-	-
Led Team in Pts	-	-	-
Led Team in Reb	-	-	-
20 + Points	-	-	-
30+ Points	-	-	-

GAME NOTES

- Sat out during the 2021-22 season, recovering from ACL injury
- The 13th ranked player and top ranked post player in the ESPN HoopGurlz 2021 recruiting rankings at the time of her signing
- Consensus five star recruit out of Bentonville High School
- McDonald's All-American in 2021
- Naismith High School Player of the Year Semifinalist following her senior season
- Four-time All-Conference selection and three-time All-State selection
- Leading scorer, rebounder and shot blocker in the history of Bentonville High School

WHO IS MARYAM DAUDA?

- Majoring in international business
- Born in Nigeria and moved to the U.S. when she was 12
- Father played professional basketball in Belgium
- Favorite pair of shoes: Air Jordan 11 'Cool Grey'
- Favorite TV show: Gilmore Girls



34 Chrissy Carr | R-Sr. | 6-1 | G | Eden Prairie, Minn. (Manhattan [Kan.]) | Syracuse

CARR BENCHMARK STATS

2021-22 SEASON HIGHS

Points	19	vs. Pitt	1-30-22*
FG Made	8	vs. Pitt	1-30-22
FG Att.	15	at Wake Forest	1-30-22*
3FG Made	5	vs. Clemson	12-11-21
3FG Att.	9	vs. BC	2-27-22*
FT Made	6	vs. Minnesota	11-21-21
FT Att.	6	vs. Minnesota	11-21-21
Off. Reb.	4	vs. Morgan St.	12-12-21
Def. Reb.	11	vs. Morgan St.	12-12-21
Rebounds	15	vs. Morgan St.	12-12-21
Assists	4	vs. Pitt	1-30-22
Blocks	3	vs. Louisville	2-6-22
Steals	4	vs. Morgan St.	11-17-21
Minutes	40	at Wake Forest	2-24-22

CAREER HIGHS

Points	31	vs. TCU^	3-1-21
FG Made	9	at Kansas^	1-23-21
FG Att.	20	at West Virginia^	3-3-21*
3FG Made	5	at West Virginia^	3-3-21*
3FG Att.	13	at TCU^	2-2-20
FT Made	11	vs. TCU	3-1-21
FT Att.	12	vs. TCU^	3-1-21
Off. Reb.	4	at Kansas^	1-23-21
Def. Reb.	10	vs. Texas Tech^	2-24-21
Rebounds	15	vs. Morgan St.#	11-17-21
Assists	5	vs. Iowa State^	1-28-21
Blocks	3	vs. Louisville#	2-6-22*
Steals	4	vs. Morgan St.#	11-17-21*
Minutes	43	vs. UTRGV^	12-28-19
^ at Kansas State		# at Syracuse	

N/A

SEC HIGHS

NOTABLES

Stat	18-19	19-20	20-21	21-22	22-23	Career
Double Figure Pts	13	13	20	18	-	64
Double Figure Rebs	-	-	2	1	-	3
Double-Doubles	-	-	2	1	-	3
5 + Assists	-	-	3	-	-	3
5 + Blocks	-	-	-	-	-	-
5 + Steals	-	-	-	-	-	-
Led Team in Pts	3	5	9	9	-	26
Led Team in Reb	2	-	6	4	-	12
20 + Points	4	4	5	-	-	13
30+ Points	-	-	1	-	-	1
* Most Recent						

GAME NOTES

- Comes to Arkansas with the most collegiate experience on the roster
- Has tallied 64 double-digit scoring games in her career
- Across four seasons, has started in 113 of 115 career games
- Was third on the team in scoring at Syracuse (11.7 PPG)
- Her best season came in her junior year at Kansas State, averaging 15.2 points, 4.9 rebounds and 1.8 assists per game
- Her career-high of 31 points against TCU (3-1-21) marked one of 13 games she has launched 20+ points

WHO IS CHRISSY CARR?

- Wears #34 because it's #43 flipped and it was her dad's (Chris Carr) number in the NBA
- If she feels like she isn't playing well, she'll change her hair at halftime
- Chose Arkansas for family atmosphere and coaches and loved Fayetteville
- Favorite pair of shoes: Nike Dunks
- Favorite TV show: How to Get Away with Murder

CAREER STATISTICS

CAREER STATISTICS																								
Year	GP-GS	Min	Avg	FG	Total		3-Point		F-Throw				Rebounds				PF	FO	Ast	TO	Blk	Stl	Pts	Avg
					FGA	Pct	FG	FGA	Pct	FT	FTA	Pct	Off	Def	Tot	Avg								
2018-19*	33-31	967	29.3	109	339	.322	56	194	.289	51	71	.718	22	69	91	2.8	81	1	24	68	14	30	325	9.8
2019-20*	29-29	792	27.3	94	316	.297	55	195	.282	40	56	.714	12	69	81	2.8	57	0	50	66	9	16	283	9.8
2020-21*	24-24	773	32.2	127	327	.388	55	157	.350	55	71	.775	18	100	118	4.9	50	0	43	71	9	12	364	15.2
2021-22+29-29		880	30.3	117	322	.363	60	175	.343	44	48	.917	107	134	241	4.6	80	1	39	58	18	30	338	11.7
Career	115-113	3412	29.8	447	1304	.343	226	721	.313	190	246	.772	159	372	531	4.6	268	2	156	263	50	88	1310	11.4
Kansas State Stats*																								
Syracuse Stats+																								



43 Makayla Daniels | Sr. | 5-8 | G | Frederick, Md. (Frederick HS)

DANIELS BENCHMARK STATS

Points	34	vs. Creighton	12-21-21
FG Made	11	vs. Creighton	12-21-21*
FG Att.	17	vs. Missouri	3-3-22*
3FG Made	5	vs. Creighton	12-21-21
3FG Att.	8	at UCF	12-2-21
FT Made	7	vs. #12 LSU	1-27-22*
FT Att.	8	vs. Missouri	3-3-22*
Off. Reb.	5	at Vanderbilt	1-6-22
Def. Reb.	11	vs. Missouri	3-3-22
Rebounds	14	vs. Missouri	3-3-22
Assists	6	vs. Sam Houston	11-27-21
Blocks	1	vs. UCA	12-18-21
Steals	6	vs. UCA	12-18-21
Minutes	43	vs. Missouri	3-3-22*

Points	34	vs. Creighton	12-21-21
FG Made	11	vs. Creighton	12-21-21*
FG Att.	17	vs. Missouri	3-3-22*
3FG Made	6	vs. Oral Roberts	11-14-19
3FG Att.	9	at Tennessee	1-7-21
FT Made	8	vs. Belmont	11-20-19
FT Att.	10	vs. Belmont	11-20-19
Off. Reb.	5	at Vanderbilt	1-6-22
Def. Reb.	11	vs. Missouri	3-3-22
Rebounds	14	vs. Missouri	3-3-22
Assists	7	at SMU	12-9-20
Blocks	1	vs. Tarleton	11-10-21*
Steals	6	vs. UCA	12-18-21
Minutes	43	vs. Missouri	3-3-22

Points	21	vs. Georgia	2-24-22
FG Made	8	vs. Florida	1-26-20
FG Att.	17	vs. Missouri	3-3-22
3FG Made	3	vs. LSU	1-27-22*
3FG Att.	9	at Tennessee	1-7-21
FT Made	7	vs. LSU	1-27-22
FT Att.	8	vs. LSU	1-27-22
Off. Reb.	5	at Vanderbilt	1-6-22
Def. Reb.	11	vs. Missouri	3-3-22
Rebounds	14	vs. Missouri	3-3-22
Assists	5	vs. Auburn	3-5-20*
Blocks	1	at Auburn	2-25-21*
Steals	4	vs. Texas A&M	1-10-21*
Minutes	43	vs. Missouri	3-3-22

Stat	19-20	20-21	21-22	22-23	Career
Double Figure Pts	10	18	17		45
Double Figure Rebs	-	-	1		1
Double-Doubles	-	-	1		1
5 + Assists	3	2	6		11
5 + Blocks	-	-	-		-
5 + Steals	1	-	1		2
Led Team in Pts	3	1	8		12
Led Team in Reb	-	1	7		8
20 + Points	2	1	5		8
30+ Points	-	-	2		2

* Most Recent

GAME NOTES

- Leading returning scorer (14.0 PPG) and rebounder (5.3 RPG) from the 2021-22 team
- After 18 points vs. Utah in NCAAAT, ended 2021-22 with 17 double-digit scoring games
- Became the 31st member of the 1,000-point club after reaching the milestone in the Hogs' tournament game against Utah
- Registered her first career double-double against Mizzou in the SECT (13 points, 14 rebounds)
- Scored 21 against #25 Georgia, her most since returning from injury
- Dropped a career-best 34 points against Creighton, her second 30+ point game of 2021-22
- Has started in all 88 collegiate games she has appeared in

WHO IS MAKAYLA DANIELS?

- Graduated college in three years
- Lived in Japan for seven years, as well as Arizona, North Carolina and Maryland
- Wears #43 because 4+3=7 and 7 is her favorite number
- One of the most interesting things about her is she loves piercings
- Favorite part about playing in Bud Walton Arena: the Hog Call

#43 DANIELS, Makayla

Opponent	Date	GS	MIN	Total		3-Pointers		Free throws		Rebounds				PF	A	TO	BLK	STL	PTS	AVG		
				FG-FGA	PCT	3FG-3FGA	PCT	FT-FTA	PCT	OFF	DEF	TOT	AVG									
Tarleton St.	11/10/2021	*	21:03	5-11	.455	1-4	.250	4-5	.800	3	3	6	6.0	1	1	2	1	2	15	15.0		
Ark.-Pine Bluff	11/12/2021	*	21:37	2-6	.333	0-4	.000	1-1	1.000	2	3	5	5.5	3	4	0	0	2	5	10.0		
at UConn	11/14/2021	*	27:28	2-11	.182	1-5	.200	0-1	.000	2	4	6	5.7	4	3	2	0	5	8.3			
at Arkansas St.	11/19/2021	*	29:48	8-13	.615	2-5	.400	4-5	.800	4	4	8	6.3	1	5	4	0	1	22	11.1		
SMU	11/22/2021	*	22:41	6-10	.600	0-3	.000	4-5	.800	0	7	7	6.4	4	2	0	0	1	16	12.6		
Sam Houston	11/27/2021	*	28:46	4-8	.500	0-3	.000	3-4	.750	1	4	5	6.2	2	6	1	0	3	11	12.3		
Belmont	11/28/2021	*	24:55	1-5	.200	0-2	.000	1-2	.500	1	2	3	5.7	2	5	1	0	3	3	11.0		
at UCF	12/02/2021	*	36:27	5-10	.500	4-8	.500	4-4	1.000	2	4	6	5.8	4	1	0	0	3	18	11.9		
California	12/05/2021	*	32:52	11-15	.733	4-7	.571	6-6	1.000	1	2	3	5.4	2	0	3	0	1	32	14.1		
Jackson St.	12/09/2021	*	37:21	5-13	.385	1-4	.250	5-6	.833	4	4	8	5.7	2	3	0	0	1	16	14.3		
Little Rock	12/12/2021	*	23:54	2-6	.333	0-3	.000	3-3	1.000	0	2	2	5.4	2	5	1	0	0	7	13.6		
vs Central Ark.	12/18/2021	*	23:39	3-5	.600	2-2	1.000	3-6	.500	1	5	6	5.4	3	3	2	1	6	11	13.4		
Creighton	12/21/2021	*	34:26	11-17	.647	5-6	.833	7-8	.875	2	0	2	5.2	3	0	2	0	3	34	15.0		
Tennessee	01/02/2022	*	30:00	3-11	.273	1-7	.143	4-4	1.000	0	4	4	5.1	5	1	0	0	1	11	14.7		
at Vanderbilt	01/06/2022	*	34:04	2-14	.143	1-6	.167	2-4	.500	5	4	9	5.3	4	2	3	0	0	7	14.2		
Missouri	01/09/2022	*	38:22	6-11	.545	2-3	.667	3-4	.750	4	4	8	5.5	1	4	0	0	2	17	14.4		
South Carolina	01/16/2022	*	36:43	4-15	.267	2-6	.333	7-8	.875	2	3	5	5.5	2	2	2	0	3	17	14.5		
at Alabama	01/20/2022	*	33:58	6-11	.545	2-4	.500	4-6	.667	3	2	5	5.4	3	5	3	0	2	18	14.7		
Mississippi St.	01/23/2022	*	33:05	6-13	.462	1-7	.143	2-2	1.000	2	3	5	5.4	3	3	1	0	2	15	14.7		
LSU	01/27/2022	*	38:18	5-9	.556	3-6	.500	7-8	.875	1	4	5	5.4	3	4	4	0	2	20	15.0		
at Tennessee	01/31/2022	*	13:12	2-7	.286	1-4	.250	0-0	.000	1	0	1	5.2	0	2	1	0	1	5	14.5		
Kentucky	02/20/2022	*	24:46	2-6	.333	0-2	.000	3-3	1.000	0	2	2	5.0	2	2	1	0	1	7	14.2		
at Ole Miss	02/22/2022	*	26:30	1-9	.111	0-5	.000	2-2	1.000	0	4	4	5.0	3	3	1	0	1	4	13.7		
Georgia	02/24/2022	*	35:26	7-13	.538	3-8	.375	4-4	1.000	0	4	4	5.0	3	4	4	0	3	21	14.0		
at Mississippi St.	02/27/2022	*	31:52	4-13	.308	1-5	.200	5-7	.714	1	3	4	4.9	3	1	0	0	2	14	14.0		
vs Missouri	03/03/2022	*	43:25	3-17	.176	1-4	.250	6-8	.750	3	11	14	5.3	3	5	1	1	1	13	14.0		
vs South Carolina	03/04/2022	*	30:31	3-13	.231	2-9	.222	1-2	.500	4	5	9	5.4	2	2	1	1	2	9	13.8		
vs Utah	03/18/2022	*	29:51	7-15	.467	0-4	.000	4-7	.571	2	1	3	5.3	4	0	2	0	1	18	14.0		
Totals				28	844:60	126-307	.410	40-136	.294	99-125	.792	51	98	149	53	74	78	42	4	50	391	14.0

Player Averages

Games Played	Minutes/game	Points/game	FG Pct	3FG Pct	FT Pct	Rebounds/game	Assists/game	Turnovers/game	Assist/Turnover ratio	Steals/game	Blocks/game
28	30.2	14.0	41.0	29.4	79.2	5.3	2.8	1.5	1.9	1.8	0.1

CAREER STATISTICS

				Field Goals		3-Point		F-Throws		Rebounds									Scoring	
SEASON	TEAM	GP-GS	MIN/AVG	FG-FGA	FG%	3FG-3FGA	3FG%	FT-FTA	FT%	OFF	DEF	TOT	AVG	PF-FO	A	TO	BLK	STL	PTS	AVG
2019-20	Ark	32-32	720/22.5	107-216	.495	25-56	.446	60-77	.779	7	48	55	1.7	67-1	77	44	2	45	299	9.3
2020-21	Ark	28-28	801/28.6	101-256	.395	44-120	.367	78-97	.804	9	74	83	3.0	75-2	61	43	4	41	324	11.6
2021-22	Ark	28-28	845/30.2	126-307	.410	40-136	.294	99-125	.792	51	98	149	5.3	74-1	78	42	4	50	391	14.0
TOTAL		88-88	2366/26.9	334-779	.429	109-312	.349	237-299	.793	67	220	287	3.3	216-4	216	129	10	136	1014	11.5



55 Emrie Ellis | So. | 6-3 | F | Vanoss, Okla. | Vanoss HS

ELLIS BENCHMARK STATS

Points	11	vs. Auburn	2-10-22
FG Made	4	vs. Auburn	2-10-22
FG Att.	7	vs. Auburn	2-10-22*
3FG Made	1	vs. #1 SC	1-17-22*
3FG Att.	3	vs. #1 SC	1-17-22*
FT Made	3	vs. Auburn	2-10-22
FT Att.	4	vs. Auburn	2-10-22
Off. Reb.	3	at Missouri	2-13-22
Def. Reb.	5	at Missouri	2-13-22
Rebounds	8	at Missouri	2-13-22
Assists	2	at Vanderbilt	1-6-22*
Blocks	5	vs. UAPB	11-12-21
Steals	1	at Alabama	1-20-22
Minutes	27	vs. Auburn	2-10-22

GAME NOTES

- Blocked five shots against UAPB, the most by a freshman Hog since 2014
- Played in 27 games off the bench in her debut season
- Best performance came against Auburn, tallying 11 points and five boards in 27 minutes
- No. 48 overall recruit in ASGR's 2021 recruiting rankings
- VYPE Top 100 in all four of her high school seasons
- Four-time Pontotoc County All-Conference
- Led the state of Oklahoma in rebounds & blocks in 2018

WHO IS EMRIE ELLIS?

- Majoring in recreation and sport management
- Wears #55 because it was her dad's number
- Favorite thing to do in Fayetteville: swim or go to the lake
- Favorite game from last season: the team's win over Auburn
- Would tell people she wanted to be a nurse when she grew up

Points	11	vs. Auburn	2-10-22
FG Made	4	vs. Auburn	2-10-22
FG Att.	7	vs. Auburn	2-10-22*
3FG Made	1	vs. 1/1 SC	1-17-22*
3FG Att.	3	vs. 1/1 SC	1-17-22*
FT Made	3	vs. Auburn	2-10-22
FT Att.	4	vs. Auburn	2-10-22
Off. Reb.	3	at Missouri	2-13-22
Def. Reb.	5	at Missouri	2-13-22
Rebounds	8	at Missouri	2-13-22
Assists	2	at Vanderbilt	1-6-22*
Blocks	5	vs. UAPB	11-12-21
Steals	1	at Alabama	1-20-22
Minutes	27	vs. Auburn	2-10-22

Points	11	vs. Auburn	2-10-22
FG Made	4	vs. Auburn	2-10-22
FG Att.	7	vs. Auburn	2-10-22*
3FG Made	1	vs. 1/1 SC	1-17-22
3FG Att.	3	vs. 1/1 SC	1-17-22
FT Made	3	vs. Auburn	2-10-22
FT Att.	4	vs. Auburn	2-10-22
Off. Reb.	3	at Missouri	2-13-22
Def. Reb.	5	at Missouri	2-13-22
Rebounds	8	at Missouri	2-13-22
Assists	2	vs. Vanderbilt	1-6-22*
Blocks	2	vs. Auburn	2-10-22
Steals	1	at Alabama	1-20-22
Minutes	27	vs. Auburn	2-10-22

Stat	21-22	22-23	Career
Double Figure Pts	1	-	1
Double Figure Rebs	-	-	-
Double-Doubles	-	-	-
5+ Assists	-	-	-
5+ Blocks	1	-	1
5+ Steals	-	-	-
Led Team in Pts	-	-	-
Led Team in Reb	-	-	-
20+ Points	-	-	-
30+ Points	-	-	-

#55 ELLIS, Emrie

2021-2022 Season Totals																					
Opponent	Date	GS	MIN	Total		3-Pointers		Free throws		Rebounds			PF	A	TO	BLK	STL	PTS	AVG		
				FG-FGA	PCT	3FG-3FGA	PCT	FT-FTA	PCT	OFF	DEF	TOT								AVG	
Tarleton St.	11/10/2021		14:49	2-2	1.000	0-0	.000	0-0	.000	1	1	2	2.0	3	0	1	2	0	4	4.0	
Ark.-Pine Bluff	11/12/2021		15:40	3-6	.500	0-1	.000	0-0	.000	2	3	5	3.5	0	1	1	5	0	6	5.0	
at UConn	11/14/2021		13:32	3-5	.600	0-1	.000	0-0	.000	0	4	4	3.7	3	0	2	0	0	6	5.3	
at Arkansas St.	11/19/2021		15:00	2-4	.500	0-2	.000	0-0	.000	1	4	5	4.0	4	0	1	4	0	4	5.0	
SMU	11/22/2021		12:07	1-4	.250	0-2	.000	1-2	.500	0	1	1	3.4	2	1	1	0	0	3	4.6	
Sam Houston	11/27/2021		15:26	3-6	.500	1-3	.333	1-2	.500	2	2	4	3.5	3	1	3	1	0	8	5.2	
Belmont	11/28/2021		16:08	3-7	.429	1-3	.333	0-0	.000	0	1	1	3.1	1	1	1	2	0	7	5.4	
at UCF	12/02/2021		04:56	0-0	.000	0-0	.000	0-0	.000	0	0	0	2.8	1	0	1	0	0	0	4.8	
California	12/05/2021		05:24	0-1	.000	0-1	.000	2-2	1.000	0	0	0	2.4	2	0	1	0	0	2	4.4	
Tennessee	01/02/2022		10:48	0-5	.000	0-2	.000	0-0	.000	1	0	1	2.3	5	2	0	1	0	0	4.0	
at Vanderbilt	01/06/2022		15:29	2-4	.500	0-0	.000	0-0	.000	1	1	2	2.3	1	2	1	0	0	4	4.0	
Missouri	01/09/2022		09:54	2-5	.400	0-0	.000	0-0	.000	0	2	2	2.3	0	1	0	0	0	4	4.0	
South Carolina	01/16/2022		23:10	1-4	.250	1-3	.333	0-0	.000	1	2	3	2.3	4	0	0	1	0	3	3.9	
at Alabama	01/20/2022		12:18	2-4	.500	0-1	.000	0-0	.000	1	2	3	2.4	0	0	1	0	1	4	3.9	
Mississippi St.	01/23/2022		02:14	0-0	.000	0-0	.000	0-0	.000	0	1	1	2.3	0	0	0	0	0	0	3.7	
LSU	01/27/2022		01:00	0-0	.000	0-0	.000	2-2	1.000	0	0	0	2.1	0	0	0	0	0	2	3.6	
at Tennessee	01/31/2022		01:24	0-0	.000	0-0	.000	0-0	.000	0	0	0	2.0	0	0	0	0	0	0	3.4	
at Texas A&M	02/03/2022		06:00	0-1	.000	0-1	.000	0-0	.000	2	1	3	2.1	2	1	2	1	0	0	3.2	
Auburn	02/10/2022		26:49	4-7	.571	0-0	.000	3-4	.750	1	4	5	2.2	1	1	0	2	0	11	3.6	
at Missouri	02/13/2022		11:33	2-4	.500	0-1	.000	0-1	.000	3	5	8	2.5	1	0	0	0	0	4	3.6	
at Florida	02/17/2022		11:36	1-3	.333	0-1	.000	0-0	.000	0	0	0	2.4	1	1	2	1	0	2	3.5	
Kentucky	02/20/2022		09:32	0-3	.000	0-0	.000	0-0	.000	0	2	2	2.4	1	0	1	0	0	0	3.4	
at Ole Miss	02/22/2022		17:08	1-4	.250	0-1	.000	0-0	.000	2	0	2	2.3	3	1	2	1	0	2	3.3	
Georgia	02/24/2022		07:08	1-5	.200	0-1	.000	0-0	.000	0	0	0	2.3	1	0	1	1	0	2	3.3	
at Mississippi St.	02/27/2022		04:03	0-0	.000	0-0	.000	0-0	.000	0	0	0	2.2	0	1	0	0	1	0	3.1	
vs South Carolina	03/04/2022		02:16	0-0	.000	0-0	.000	0-0	.000	0	1	1	2.1	1	0	0	0	0	0	3.0	
vs Utah	03/18/2022		07:41	0-1	.000	0-0	.000	0-0	.000	1	0	1	2.1	0	1	0	0	0	0	2.9	
Totals			0	293:05	33-85	.388	3-24	.125	9-13	.692	19	37	56	2.1	40	15	22	22	2	78	2.9

Player Averages

Games Played	Minutes/game	Points/game	FG Pct	3FG Pct	FT Pct	Rebounds/game	Assists/game	Turnovers/game	Assist/Turnover ratio	Steals/game	Blocks/game
27	10.9	2.9	38.8	12.5	69.2	2.1	0.6	0.8	0.7	0.1	0.8

* Most Recent

CAREER STATISTICS

SEASON	TEAM	GP-GS	MIN/AVG	Field Goals FG-FGA FG%	3-Point 3FG-3FGA 3FG%	F-Throws FT-FTA FT%	Rebounds OFF DEF TOT AVG	Scoring PF-FO A TO BLK STL PTS AVG
2021-22	Ark	27-0	293/10.9	33-85 .388	3-24 .125	9-13 .692	19 37 56 2.1	40-1 15 22 22 2 78 2.9
TOTAL		27-0	293/10.9	33-85 .388	3-24 .125	9-13 .692	19 37 56 2.1	40-1 15 22 22 2 78 2.9



Official Basketball Box Score - Final
Tarleton St. at Arkansas
11/01/21 Bud Walton Arena, Fayetteville
2021-22 Women's Basketball

Game Time: 7:00 PM
Game Duration: 1:45
Attendance: 2,614

Officials: Cameron Inouye, Eric Baker, Kaz Beverly

Tarleton St. - 33			Record: 0-1														
NO.	Name	Min	FG M-A	3P M-A	FT M-A	Rebounds OR DR TOT	Fouls PF FD	TP	AS	TO	ST	Blocks BS BA	+/-				
1	Lucy Benson	F 15:30	0-1	0-0	0-0	2	1	3	4	1	0	1	1	0	0	-15	
0	Malaya Kendrick	G 27:57	3-11	0-0	0-0	0	10	10	3	4	0	6	1	1	0	-33	
2	Iyana Dorsey	F 16:30	1-8	1-5	2-2	0	1	1	4	7	5	0	1	1	0	-9	
23	Jurnee President	G 24:45	0-5	0-3	0-0	1	0	1	1	1	0	0	1	1	1	-33	
25	Seynabou Thiam	F 17:01	3-5	0-0	0-0	0	1	1	0	1	6	1	2	1	4	-15	
21	Nya Mitchels	G 12:01	1-2	0-0	1-4	0	2	2	1	2	3	0	4	0	1	-22	
33	Marissa Escamilla	F 18:08	1-8	0-1	2-4	1	1	2	5	3	4	0	2	0	1	-31	
12	Jenna Dick	F 20:36	0-1	0-1	0-0	0	2	2	0	0	0	0	0	0	0	-34	
11	Mason Jones	F 07:12	0-0	0-0	0-0	0	0	0	0	1	1	0	1	4	0	-7	
22	Tyler Jackson	F 15:50	2-6	1-4	3-4	0	1	1	3	2	8	0	1	1	0	-25	
3	Crystal Smith	G 03:37	0-0	0-0	0-0	0	0	0	0	0	0	0	1	1	0	-4	
4	Emily Cunningham	G 06:01	0-0	0-0	0-0	0	1	1	1	0	0	0	2	0	0	-15	
5	Kaitlyn Gullory	G 04:03	0-0	0-0	0-0	0	0	0	0	0	0	0	0	0	0	-11	
31	Emilia Axelsson	G 08:41	0-2	0-1	1-2	0	0	0	1	1	1	0	0	0	0	-1	
41	Hannah Matthews	G 02:08	0-0	0-0	0-0	0	0	0	0	0	0	0	0	0	0	-2	
Team						3	4	7					0	2			
Totals			11-49	2-15	9-16	7	24	31	24	19	33	3	23	5	6	-52	

Technical Fouls: NONE

Arkansas - 85			Record: 1-0														
NO.	Name	Min	FG	3P	FT	Rebounds	Fouls	TP	AS	TO	ST	Blocks	BS	BA	+/		
			M-A	M-A	M-A	OR	DR	TOT	PF	FD							
4	Erynn Barnum	F 20:08	3-7	0-0	6-8	2	4	6	2	5	12	2	0	3	1	27	
13	Sasha Golorth	G 22:53	3-8	0-4	2-4	2	3	5	1	4	8	2	1	0	0	32	
23	Amber Ramirez	G 23:02	0-4	0-3	0-0	1	3	4	0	1	0	2	0	0	0	23	
24	Jersey Wollenbarger	G 22:07	4-10	1-5	1-4	0	5	5	4	2	10	0	1	1	1	25	
43	Makayla Daniels	G 21:03	5-11	1-4	4-5	3	3	6	1	6	15	1	2	2	1	28	
1	Marquesha Davis	11:26	2-5	0-0	1-2	0	4	4	2	1	5	1	1	1	0	22	
2	Samara Spencer	16:44	5-6	2-2	0-2	0	3	3	3	1	12	2	2	1	0	24	
55	Emmie Ellis	14:49	2-2	0-0	0-0	1	1	2	3	0	4	0	1	0	2	20	
3	Elaina Eaton	15:28	2-4	2-4	5-5	0	2	2	2	4	11	0	1	1	0	25	
11	Rylee Langerman	12:19	1-2	0-0	0-0	0	2	0	2	0	2	3	1	0	0	17	
15	Ashlyn Sage	09:24	2-2	2-2	0-0	0	0	0	0	0	6	0	1	1	0	6	
25	Destinee Oberg	07:11	0-0	0-0	0-0	0	3	3	1	0	0	0	0	0	0	7	
22	Avery Hughes	03:26	0-1	0-0	0-0	0	0	0	0	0	0	1	0	0	0	4	
Team						3	2	5					0	0			
Totals				29-62	8-24	19-30	14	33	47	19	24	85	14	11	10	5	62

Technical Fouls: NONE

	TSU		AR																
Biggest lead	1 (1 st 7:50)		53 (4 th 6:44)		Points from		TSU	AR	Period by Period Scoring										
Best Scoring Run	5 (4 th 4:51)		14 (1 st 2:19)		Turnovers		7	31	1st		2nd	3rd	4th	TOT					
Lead Changes	2				Paint		14	38 <th colspan="2">TSU</th> <td>8</td> <td>8</td> <td>5</td> <td>12</td> <td>33<th colspan="2"></th><th colspan="2"></th></td>	TSU		8	8	5	12	33 <th colspan="2"></th> <th colspan="2"></th>				
Times Tied	1				Second Chance		6	11 <th colspan="2">AR</th> <td>20</td> <td>21</td> <td>27</td> <td>17</td> <td>85<th colspan="2"></th><th colspan="2"></th></td>	AR		20	21	27	17	85 <th colspan="2"></th> <th colspan="2"></th>				
Time with Lead	00:47		38:38		Fast Breaks		0	23 <th colspan="2">Bench</th> <td>16</td> <td>40</td> <td colspan="2"></td> <td colspan="2"></td> <th colspan="2"></th>	Bench		16	40							
					Bench		16	40											



Official Basketball Box Score - Final
Arkansas at UConn
11/04/21 XL Center, Hartford, Conn.
2021-22 Women's Basketball

Game Time: 1:00 PM
Game Duration: 1:56
Attendance: 9,359

Officials: Fatou Cissoko-Stephens, Rod Creech, John Capolino

Arkansas - 80			Record: 2-1															
NO.	Name	Min	FG M-A	3P M-A	FT M-A	Rebounds OR DR TOT	Fouls PF FD	TP	AS	TO	ST	Blocks BS BA	+/-					
1	Marquesha Davis	F 16:27	2-4	0-0	1-1	1	1	2	3	1	5	1	0	1	0	-6		
4	Erynn Barnum	F 26:44	4-12	0-4	8-10	4	4	8	0	5	16	2	1	0	1	22		
13	Sasha Golorth	G 30:48	6-17	0-2	5-5	3	2	5	1	3	17	1	2	0	1	24		
23	Amber Ramirez	G 26:30	8-17	3-6	1-2	0	2	2	2	20	2	0	0	1	1	23		
43	Makayla Daniels	G 27:28	2-11	1-5	0	1	2	4	6	4	5	5	3	2	0	-1	29	
24	Jersey Wolfenbarger	15:55	0-1	0-1	0-0	0	4	4	2	0	0	0	1	1	0	7		
3	Elaura Eaton	16:08	1-2	1-2	0-0	0	0	0	1	0	3	0	0	1	0	10		
55	Emrie Ellis	13:32	3-5	0-1	0-0	0	4	3	0	6	0	2	0	0	1	5		
2	Samara Spencer	16:49	3-6	0-1	2-2	0	0	0	1	2	8	2	1	1	0	7		
11	Rylee Langerman	05:39	0-0	0-0	0-0	0	0	0	4	1	0	0	0	0	0	0		
Team						5			1	6	0		0					
Totals			29-75		5-22	17-21	15	22	37	21	19	80	11	9	4	4	6	15
Technical Fouls: NONE																		

#SIDEBYSIDE



Official Basketball Box Score - Final
SMU at Arkansas
11/22/21 Bud Walton Arena, Fayetteville
2021-22 Women's Basketball

Game Time: 7:00 PM
Game Duration: 1:50
Attendance: 3,060

Officials: Roy Gubeyan, Brian Garland, Angel Kent

SMU - 58

NO. Name	Min	FG		3P	FT	Rebounds		Fouls		TP	AS	TO	ST	Blocks		+/-
		M-A	M-A			OR	DR	PF	FD					BS	BA	
12 Savannah Wilkison	F 34:57	10-17	0-2	0-1	1-9	10	3	3	20	1	3	1	1	0	0	-9
44 Danielle Sanderlin	F 14:50	0-3	0-0	0-0	1-5	6	2	1	0	0	0	1	0	1	0	-8
5 Sydne Wiggins	G 26:21	4-8	3-4	0-0	1-2	3	5	0	11	2	5	0	0	0	0	-7
10 Jasmine Smith	G 28:56	2-8	0-4	0-1	0-4	4	3	5	4	4	2	2	1	0	0	-11
13 Reagan Bradley	G 35:04	1-4	0-2	0-2	1-3	4	1	4	4	3	3	0	0	0	0	-5
32 Kayla White	23:18	5-14	0-1	2-4	0-0	0-0	3	4	12	0	0	0	0	0	0	0
2 Keyanna Warthen	06:26	0-0	0-0	0-0	1-3	4	1	0	0	2	2	0	0	0	0	2
24 JaQuia White	14:18	0-1	0-0	0-0	1-1	2	4	0	0	0	1	0	0	0	0	-1
14 Paige Bayliss	15:49	1-3	0-1	5-6	1-4	5	2	4	7	0	0	0	1	0	0	4
0 Tamia Jones	00:01	0-0	0-0	0-0	1-0	1	0	0	0	0	0	0	0	0	0	0
Team						1	0	1			0					
Totals		23-58	3-14	9-14	9	31	40	27	18	58	12	16	4	3	1	-7

Technical Fouls: NONE

Shooting By Period	
1st FG%	5-13 38.5%
3PT%	0-2 0.0%
FT%	2-2 100%
2nd FG%	2-15 13.3%
3PT%	0-3 0.0%
FT%	7-8 87.5%
3rd FG%	8-14 57.1%
3PT%	2-3 66.7%
FT%	0-1 0%
4th FG%	8-16 50.0%
3PT%	1-6 16.7%
FT%	0-3 0%
GM FG%	23-58 39.7%
3PT%	3-14 21.4%
FT%	9-14 64.3%

Dead Ball Rebounds: 1, 0

Arkansas - 65

NO. Name	Min	FG		3P	FT	Rebounds		Fouls		TP	AS	TO	ST	Blocks		+/-
		M-A	M-A			OR	DR	PF	FD					BS	BA	
4 Erynn Barnum	F 29:16	8-16	1-3	1-4	4-5	9	1	4	18	0	2	0	0	0	0	7
11 Rylee Langerman	G 23:35	0-0	0-0	0-0	0-4	4	3	1	0	0	1	0	0	0	0	2
13 Sasha Goforth	G 32:21	3-12	0-1	2-10	5-3	8	1	8	2	1	2	1	1	1	1	5
23 Amber Ramirez	G 31:00	4-12	2-8	1-2	0-2	2-3	2	3	2	11	2	0	1	0	0	6
43 Makayla Daniels	G 22:41	6-10	0-3	4-5	0-7	7	4	5	16	2	0	1	0	0	0	23
2 Samara Spencer	28:09	2-6	1-2	1-2	1-2	3	1	3	6	2	1	3	0	1	1	-5
55 Emrie Ellis	12:07	1-4	0-2	1-2	0-1	1	2	2	3	1	0	0	0	1	1	1
3 Elauna Eaton	11:15	0-1	0-1	0-0	0-0	0	0	1	1	0	0	0	0	0	0	-1
24 Jersey Wollenbarger	06:16	1-3	0-0	0-0	1-0	1	1	0	2	0	2	1	0	0	0	1
1 Marquesha Davis	03:20	0-0	0-0	1-2	0-0	0	1	1	1	0	0	0	0	0	0	-4
Team						2	3	5			0					
Totals		25-64	4-20	11-27	13	27	40	18	27	65	9	8	8	1	3	7

Technical Fouls: NONE

Shooting By Period	
1st FG%	8-21 38.1%
3PT%	1-6 16.7%
FT%	0-0 0%
2nd FG%	4-13 30.8%
3PT%	1-5 20.0%
FT%	4-5 80%
3rd FG%	6-18 33.3%
3PT%	0-5 0.0%
FT%	4-5 80%
4th FG%	7-12 58.3%
3PT%	2-4 50.0%
FT%	3-10 30%
GM FG%	25-64 39.1%
3PT%	4-20 20.0%
FT%	11-27 40.7%

Dead Ball Rebounds: 11, 3

	SMU	ARK
Biggest lead	2 (1st 9:40)	14 (4th 6:53)
Best Scoring Run	6 (4th 5:29)	10 (4th 6:53)
Lead Changes	1	
Times Tied	2	
Time with Lead	00:57	37:40

Points from Turnovers	SMU	ARK
Paint	18	38
Second Chance	5	9
Fast Breaks	4	10
Bench	19	12

Period by Period Scoring					
	1st	2nd	3rd	4th	TOT
SMU	12	11	18	17	58
ARK	17	13	16	19	65



Official Basketball Box Score - Final
Sam Houston at Arkansas
11/27/21 Bud Walton Arena, Fayetteville
2021-22 Women's Basketball

Game Time: 2:00 PM
Game Duration: 2:03
Attendance: 3,335

Officials: Beverly Roberts, Heyvina Seales, Timothy Daley

Sam Houston - 66

NO. Name	Min	FG		3P	FT	Rebounds		Fouls		TP	AS	TO	ST	Blocks		+/-
		M-A	M-A			OR	DR	PF	FD					BS	BA	
11 Courtney Cleveland	F 34:16	8-18	1-1	5-7	1-2	3	2	5	22	0	5	1	0	2	0	-21
21 Madelyn Balista	F 20:40	3-5	0-0	0-0	1-9	10	5	2	6	0	0	0	0	0	0	-1
10 Faith Cook	G 27:04	2-7	0-3	1-2	1-2	3	3	3	5	2	5	2	0	1	0	-18
12 Damaya Telemaque	G 26:03	9-11	3-3	0-0	0-4	4	3	3	21	0	3	0	0	0	0	-15
13 Kaylee Jefferson	G 34:25	1-6	0-3	0-0	3-2	3	0	0	2	4	5	1	0	1	0	-24
24 LeAndre Echi	21:34	1-1	0-0	0-0	0-0	0	0	0	2	2	0	1	0	1	0	-28
0 Sydnee Kemp	08:07	0-1	0-1	0-0	0-1	1	3	2	0	2	0	0	0	0	0	9
14 Raanee Smith	03:11	0-1	0-0	0-0	0-0	3	3	1	0	0	0	3	0	0	0	-6
22 Braylyn Dollar	06:50	1-4	0-0	0-0	1-1	2	1	1	2	0	0	0	0	0	0	-8
30 Deondra Young	07:55	3-4	0-0	0-0	0-1	1	1	1	0	6	0	0	0	1	1	-8
2 Kylie Scott	03:39	0-1	0-0	0-0	0-0	0	0	0	1	0	0	1	0	0	0	-3
5 Shuntorri Rodgers	04:42	0-2	0-0	0-0	1-0	1	0	0	0	0	1	1	0	0	0	-7
15 Devryn Wilson	01:34	0-1	0-0	0-0	0-0	0	0	0	0	0	0	0	0	0	0	0
Team						2	0	2								
Totals		28-62	4-11	6-9	10	25	35	26	17	66	10	23	4	2	6	-26

Technical Fouls: NONE

Arkansas - 92

NO. Name	Min	FG		3P	FT	Rebounds		Fouls		TP	AS	TO	ST	Blocks		+/-
		M-A	M-A			OR	DR	PF	FD					BS	BA	
4 Erynn Barnum	F 14:08	2-7	0-1	2-2	1-2	3	2	1	6	0	1	1	0	0	0	8
2 Samara Spencer	G 22:06	4-5	3-4	1-2	0-1	1	0	3	12	3	3	2	1	0	0	15
13 Sasha Goforth	G 23:13	3-10	0-3	1-1	2-4	6	0	2	7	4	1	1	3	1	0	17
23 Amber Ramirez	G 25:25	5-7	4-5	3-3	0-4	4	2	2	17	1	2	2	0	0	0	17
43 Makayla Daniels	G 28:46	4-8	0-3	3-4	1-4	5	2	4	11	6	1	3	0	0	0	22
24 Jersey Wollenbarger	17:39	5-8	3-4	3-6	2-1	3	3	4	16	0	1	1	0	0	0	12
55 Emrie Ellis	15:26	3-6	1-3	1-2	2-2	4	3	1	8	1	3	0	1	0	8	8
11 Rylee Langerman	14:48	1-4	0-1	2-2	0-2	2	1	3	4	1	1	1	1	1	1	17
3 Elauna Eaton	14:45	0-3	0-2	0-0	0-0	0	2	1	0	0	1	0	0	0	0	8
1 Marquesha Davis	12:24	3-6	1-2	4-5	2-2	4	5	11	0	0	1	1	0	0	0	2
25 Destinee Oberg	04:27	0-2	0-0	0-0	2-2	2	1	0	0	2	0	0	0	0	0	0
15 Ashlyn Sage	03:31	0-0	0-0	0-0	1-0	1	0	0	0	0	0	0	0	0	0	2
22 Avery Hughes	03:22	0-0	0-0	0-0	0-0	0	0	0	0	0	0	1	0	0	0	2
Team						1	1	2								
Totals		30-66	12-28	20-27	14	23	37	17	26	92	16	11	6	2	6	-28

Technical Fouls: NONE

	SHU	ARK
Biggest lead	8 (2nd 8:22)	28 (4th 2:22)
Best Scoring Run	11 (2nd 8:22)	10 (3rd 3:04)
Lead Changes	7	
Times Tied	4	
Time with Lead	07:53	29:25

Points from Turnovers	SHU	ARK
Paint	42	36
Second Chance	6	16
Fast Breaks	5	16
Bench	10	39

Period by Period Scoring					
	1st	2nd	3rd	4th	TOT
SHU	25	17	8	16	66
ARK	25	21	24	22	92



Official Basketball Box Score - Final
Belmont at Arkansas
11/28/21 Bud Walton Arena, Fayetteville
2021-22 Women's Basketball

Game Time: 7:00 PM
Game Duration: 1:39
Attendance: 2,834

Officials: Pulani Spurlock-Welsh, Brian Hal, Jody Cantrell

Belmont - 63

NO. Name	Min	FG		3P	FT	Reb		Fouls		TP	AS	TO	ST	Blocks		+/-
		M-A	M-A			OR	DR	PF	FD					BS	BA	
3 Madison Bartley	F 13:37	3-6	1-1	0-0	1	3	4	4	0	7	0	2	0	2	1	-3
20 Conley Chinn	F 25:16	3-6	2-4	0-0	0	3	3	2	1	8	1	3	1	1	0	-25
0 Tuti Jones	G 32:32	2-11	1-5	0-0	0	1	1	0	0	5	3	1	1	0	1	-10
11 Destinee Wells	G 29:55	9-15	1-4	1-2	0	5	5	2	3	20	3	2	2	0	0	-8
14 Jamilyn Kinney	G 27:03	1-5	1-4	0-0	0	5	5	2	0	3	2	3	0	0	1	-13
22 Tessa Miller	17:57	2-2	0-0	2-4	3	3	6	1	3	6	0	2	0	0	0	-11
23 Nikki Baird	13:07	2-4	2-4	0-0	0	2	2	0	0	6	0	1	1	0	1	0
12 Kilyn McGuff	16:55	1-1	0-0	4-4	0	2	2	2	2	6	1	3	0	1	0	-9
24 Kiki Britzmann	09:01	0-0	0-0	0-0	0	0	0	0	0	0	0	1	0	0	0	-4
21 Blair Schoenwald	06:52	0-2	0-0	0-0	0	1	1	0	1	0	0	0	0	0	0	-10
34 Cam Browning	07:45	1-3	0-0	0-0	1	0	1	0	0	2	0	1	0	0	0	-2
Team					1	2				0	0	0				
Totals		24-55	8-22	7-10	6	26	32	13	10	63	10	19	4	5	5	-20



Official Basketball Box Score - Final
California at Arkansas
12/05/21 Bud Walton Arena, Fayetteville
2021-22 Women's Basketball

Game Time: 1:00 PM
Game Duration: 2:03
Attendance: 3,100

Officials: Eric Brewton, Carla Fountain, Salf Esho

California - 67

Record: 6-2

NO. Name	Min	FG	3P	FT	Rebounds	Fouls	TP	AS	TO	ST	Blocks	+/
		M-A	M-A	M-A	OR DR TOT	PF FD					BS BA	
12 Jadyin Bush	F 20:16	2-5	0-0	0-0	1 1 2	4 2	4	0	1	0	0	-17
24 Evelien Luitje Schipholt	F 23:04	1-3	0-0	0-0	3 5 8	3 2	2	0	1	0	0	-4
1 Leliani McIntosh	G 31:07	2-3	0-0	2-2	1 3 4	4 1	6	4	1	0	0	-15
22 Cailyn Crocker	G 30:24	5-12	1-5	1-2	2 1 3	2 3	12	5	2	1	0	-13
30 Jayda Curry	G 36:50	7-18	3-9	1-2	0 1 1	3 2	18	3	4	2	0	-20
3 Dalayah Daniels	10:52	2-4	0-0	1-1	0 1 1	4 3	5	1	2	1	4	2
10 Jazlen Green	28:37	5-12	3-9	3-3	1 0 1	1 1	16	0	2	2	0	-3
0 Ugonne Onyiah	11:05	0-2	0-0	2-2	2 1 3	4 3	2	0	1	0	2	-7
21 Mia Mastrov	04:37	1-2	0-1	0-0	0 0 0	1 0	2	0	0	0	0	-10
11 Alma Elsnitz	01:19	0-0	0-0	0-0	0 0 0	0 0	0	0	0	0	0	2
31 Ornella Muca	01:19	0-0	0-0	0-0	0 0 0	0 0	0	0	0	0	0	0
Team					1 5 6		0					
Totals		25-61	7-24	10-12	11 18 29	27 17	67	13	14	6	2	-17

Technical Fouls: Green 1st 6:07 Bush 2nd 4:47 Coach 3rd 8:14

Shooting By Period	1 st	2 nd	3 rd	4 th	GM
FG	7-18	38.9%			
3PT	2-6	33.3%			
FT	2-2	100%			
2 nd FG	4-14	28.6%			
3PT	1-5	20.0%			
FT	6-7	85.7%			
3 rd FG	8-13	61.5%			
3PT	3-5	60.0%			
FT	1-1	100%			
4 th FG	6-16	37.5%			
3PT	1-8	12.5%			
FT	1-2	50%			
GM FG	25-61	41.0%			
3PT	7-24	29.2%			
FT	10-12	83.3%			

Dead Ball Rebounds: 1, 1

Arkansas - 84

Record: 7-2

NO. Name	Min	FG	3P	FT	Rebounds	Fouls	TP	AS	TO	ST	Blocks	+/
		M-A	M-A	M-A	OR DR TOT	PF FD					BS BA	
4 Eryn Barnum	F 22:27	1-4	0-0	7-9	2 2 4	1 5	9	4	2	0	0	11
2 Samara Spencer	G 26:28	4-8	1-2	0-0	1 1 2	2 3	9	2	2	0	0	1 5
13 Sasha Golorth	G 37:27	6-15	1-4	6-7	1 3 4	1 6	19	0	2	3	2	3
23 Amber Ramirez	G 30:22	0-5	0-1	6-6	1 10 11	0 2	6	3	1	1	0	0 19
43 Makayla Daniels	G 32:52	11-15	4-7	6-6	1 2 3	2 5	32	0	3	1	0	0 21
11 Rylee Langerman	15:32	1-1	1-1	0-0	2 1 3	2 0	3	1	1	0	0	0
24 Jersey Wollenbarger	11:54	1-3	0-0	0-0	0 1 1	1 5	2	0	2	0	0	1 1
3 Elauna Eaton	12:59	0-2	0-2	0-2	0 1 1	2 1	2	0	0	0	0	0 5
55 Emrie Ellis	05:23	0-1	0-1	2-2	0 0 0	2 1	2	0	1	0	0	0 1
15 Ashlyn Sage	01:52	0-0	0-0	0-0	0 0 0	0 0	0	0	0	0	0	0 0
22 Avery Hughes	01:32	0-0	0-0	0-0	0 0 0	0 0	0	0	0	0	0	0 0
25 Destinee Oberg	01:32	0-0	0-0	0-0	0 0 0	0 0	0	0	0	0	0	0 0
Team					4 3 7		0					
Totals		24-54	7-18	29-32	12 24 36	17 24	64	9	15	6	2	6 17

Technical Fouls: NONE

	CAL	ARK
Biggest lead	9 (2 nd 6:37)	20 (4 th 1:53)
Best Scoring Run	7 (2 nd 8:50)	9 (1 st 5:57)
Lead Changes	6	
Times Tied	2	
Time with Lead	09:32	29:46

Points from Turnovers	CAL	ARK
Paint	26	32
Second Chance	14	12
Fast Breaks	6	17
Bench	25	9

Period by Period Scoring	1st	2nd	3rd	4th	TOT
CAL	18	15	20	14	67
ARK	15	25	25	19	84



Official Basketball Box Score - Final
Little Rock at Arkansas
12/12/21 Bud Walton Arena, Fayetteville
2021-22 Women's Basketball

Game Time: 4:00 PM
Game Duration: 1:42
Attendance: 3,451

Officials: Bryan Enterline, Dawn Marsh, Joseph Vazsly

Little Rock - 39

Record: 5-5

NO. Name	Min	FG	3P	FT	Rebounds	Fouls	TP	AS	TO	ST	Blocks	+/
		M-A	M-A	M-A	OR DR TOT	PF FD					BS BA	
2 Sali Kourouma	F 31:04	2-16	1-6	3-3	0 5 5	5 4	8	0	8	2	1	0 -29
13 Daniel Johnson	F 23:16	3-6	0-0	0-0	0 3 3	3 1	6	0	0	0	0	-11
34 Angelique Francis	F 36:49	2-3	0-0	2-3	6 3 9	3 4	6	0	1	1	0	-33
0 Raziya Potter	G 15:06	3-13	0-3	2-4	1 0 1	4 2	8	0	1	0	0	-22
4 Amari Conn	G 37:42	0-6	0-3	0-0	1 1 2	1 0	0	2	4	0	1	-35
10 Krystan Vornes	12:28	1-6	0-1	0-0	0 0 0	1 0	2	0	0	0	1	-11
24 Mayra Caicedo	29:57	3-4	1-2	0-0	2 2 4	3 1	7	1	3	0	0	-20
14 Azaria Robinson	08:57	0-1	0-0	0-0	0 2 2	0 2	0	0	0	0	0	-8
11 Mekayla Holley	02:44	0-1	0-1	0-0	0 0 0	0 0	0	0	0	0	0	-1
22 Mikayla Eddins	01:09	1-1	0-0	0-0	0 1 1	0 0	2	0	0	0	0	0
1 Hailey Hohenacker	00:48	0-0	0-0	0-0	0 0 0	0 0	0	0	0	0	0	0
Team					3 2 5		0					
Totals		15-57	2-16	7-10	13 19 32	20 14	39	3	17	4	2	-34

Technical Fouls: NONE

	LR	ARK
Biggest lead	4 (2 nd 9:13)	36 (4 th 0:48)
Best Scoring Run	6 (1 st 1:57)	14 (2 nd 3:53)
Lead Changes	2	
Times Tied	3	
Time with Lead	03:06	32:41

Points from Turnovers	LR	ARK
Paint	14	22
Second Chance	6	6
Fast Breaks	0	9
Bench	11	30

Period by Period Scoring	1st	2nd	3rd	4th	TOT
LR	13	5	12	9	39
ARK	12	14	28	19	73

Shooting By Period	1 st	2 nd	3 rd	4 th	GM
FG	5-17	29.4%			
3PT	0-3	0.0%			
FT	3-4	75%			
2 nd FG	5-14	35.7%			
3PT	1-3	33.3%			
FT	0-0	0.0%			
3 rd FG	4-11	36.4%			
3PT	0-2	0.0%			
FT	4-4	100%			
4 th FG	4-18	22.2%			
3PT	1-8	12.5%			
FT	0-2	0%			
GM FG	15-57	26.3%			
3PT	2-16	12.5%			
FT	7-10	70.0%			

Dead Ball Rebounds: 2, 2



Official Basketball Box Score - Final
Jackson St. at Arkansas
12/09/21 Bud Walton Arena, Fayetteville
2021-22 Women's Basketball

Game Time: 7:00 PM
Game Duration: 1:54
Attendance: 2,522

Officials: Kevin Pethel, Teresa Stuck, Ashlee Goode

Jackson St. - 62

Record: 1-4

NO. Name	Min	FG	3P	FT	Rebounds	Fouls	TP	AS	TO	ST	Blocks	+/
		M-A	M-A	M-A	OR DR TOT	PF FD					BS BA	
2 Miya Crump	F 21:43	2-6	0-2	3-4	2 3 5	4 2	7	1	1	1	0	1 2
23 Ja'Leah Hickmon	F 04:05	0-0	0-0	0-0	0 0 0	0 0	0	0	0	0	0	0 3
4 Ameshya Williams	C 31:03	8-18	0-0	2-6	6 15 21	3 7	18	1	4	0	0	-9
10 Keshuna Luckett	G 27:57	2-5	0-1	1-3	0 2 2	2 2	5	3	3	1	0	0 5
24 Dayzsha Rogan	G 38:00	4-15	1-4	4-4	1 3 4	4 2	13	3	6	4	0	-1
1 Trian Boler	23:54	2-4	0-0	0-0	4 0 4	1 0	4	0	2	0	0	1 1
12 Jariyah Covington	22:48	4-10	0-0	1-2	0 1 1	4 2	9	2	1	1	0	-3
21 LaMiracle Simms	07:50	0-0	0-0	0-0	0 0 0	0 0	0	0	0	0	0	0 1
0 Daja Woodard	21:15	3-6	0-0	0-0	1 7 8	0 1	6	0	1	0	0	-11
20 Areyanna Hunter	01:25	0-0	0-0	0-0	0 0 0	0 0	0	0	0	0	0	0 0
Team					2 3 5		0					
Totals		25-64	1-8	11-19	16 34 50	20 16	62	10	18	8	3	-4

Technical Fouls: NONE

Arkansas - 66

Record: 8-2

NO. Name	Min	FG	3P	FT	Rebounds	Fouls	TP	AS	TO	ST	Blocks	+/
		M-A	M-A	M-A	OR DR TOT	PF FD					BS BA	
2 Samara Spencer	G 27:25	4-9	3-5	3-4	1 1 2	1 5	14	4	4	4	0	1 6
13 Sasha Golorth	G 27:11	4-15	1-5	2-5	2 8 10	4 4	11	3	1	1	2	2 3
23 Amber Ramirez	G 37:28	4-8	1-4	0-0	0 0 0	1 0	9	3	3	0	0	0 1
24 Jersey Wollenbarger	G 26:42	3-11	1-6	0-2	0 4 4	3 1	7	0	0	0	0	2 15
43 Makayla Daniels	G 37:21	5-13	1-4	5-6	4 4 8	2 5	16	3	0	1	0	3 6
11 Rylee Langerman	12:36	1-1	0-0	0-1	2 4 6	2 2	2	3	1	0	0	-6
3 Elauna Eaton	13:07	1-5	0-0	0-2	2 1 0	3 1	0	0	0	0	0	-3
25 Destinee Oberg	18:10	2-3	0-0	0-0	1 1 2	2 1	4	2	1	0	1	0 -5
Team					2 3 5		0					
Totals		24-65	8-29	10-18	12 27 39	16 20	66	18	12	7	3	8 4

Technical Fouls: NONE

	JSU	ARK
Biggest lead	5 (4 th 9:47)	9 (2 nd 1:54)
Best Scoring Run	11 (4 th 9:47)	7 (4 th 6:32)
Lead Changes	10	
Times Tied	7	
Time with Lead	13:07	22:51

Points from Turnovers	JSU	ARK
Paint	34	24
Second Chance	11	9
Fast Breaks	6	0
Bench	19	9

Period by Period Scoring	1st	2nd	3rd	4th	TOT
JSU	19	9	22	12	62
ARK	15	22	10	19	66

#SIDEBYSIDE



Official Basketball Box Score - Final
Creighton at Arkansas
12/21/21 Bud Walton Arena, Fayetteville
2021-22 Women's Basketball

Game Time: 1:00 PM
Game Duration: 1:47
Attendance: 3,216

Officials: Dee Kantrier, Fatou Cissoko-Stephens, Teresa Stuck

Creighton - 81

Record: 8-3

NO.	Name	Min	FG		3P		FT		Rebounds		Fouls		TP	AS	TO	ST	Blocks		+/-		
			M-A	M-A	M-A	M-A	OR	DR	TOT	PF	FD	BS					BA				
22	Carly Bachelor	F 30:52	4-10	1-3	2-2	2	3	5	2	3	5	2	3	11	1	2	1	0	1	-7	
31	Emma Ronsiek	F 17:24	2-6	2-4	0-0	0	4	4	0	1	6	0	0	0	0	0	0	1	0	8	
2	Tatum Rembao	G 31:15	1-7	0-3	2-4	1	1	2	2	3	4	11	1	0	0	1	0	1	2	5	
15	Lauren Jensen	G 36:52	5-13	5-9	0-0	0	6	6	3	1	15	1	1	0	1	1	1	5	5	5	
33	Payton Brotzki	G 08:25	0-1	0-0	0-0	0	2	2	2	1	0	0	0	0	0	0	0	1	3	3	
13	Rachael Saunders	31:35	3-5	1-1	5-5	2	0	2	4	6	12	0	0	1	0	0	0	6	7	6	
21	Molly Mogensen	18:06	3-5	2-2	3-4	3	4	7	3	2	11	4	4	0	0	0	0	0	7	7	
30	Morgan Maly	20:40	8-13	3-8	1-1	1	3	4	1	1	20	1	1	1	0	0	0	12	12	12	
14	Mallory Brake	04:48	1-2	0-0	0-0	1	1	2	1	0	2	0	0	0	0	0	0	1	9	9	
24	Chloe Dworak	00:03	0-0	0-0	0-0	0	0	0	0	0	1	0	0	0	0	0	0	0	0	0	
Team																					
Totals			27-62	14-30	13-16	13	26	39	19	18	81	18	9	3	2	5	9				

Technical Fouls:NONE

Shooting By Period		
1 st FG%	4-15	26.7%
3PT%	3-7	42.9%
FT%	5-5	100%
2 nd FG%	10-18	55.6%
3PT%	7-11	63.6%
FT%	2-2	100%
3 rd FG%	8-14	57.1%
3PT%	2-4	50.0%
FT%	4-7	57.1%
4 th FG%	5-15	33.3%
3PT%	2-8	25.0%
FT%	2-2	100%
GM FG%	27-62	43.5%
3PT%	14-30	46.7%
FT%	13-16	81.3%

Dead Ball Rebounds: 2, 0



Official Basketball Box Score - Final
Tennessee at Arkansas
01/02/22 Bud Walton Arena, Fayetteville
2021-22 Women's Basketball

Game Time: 12:00 PM
Game Duration: 2:04
Attendance: 3,655

Officials: Puaroni Spurlock-Weiss, Angelica Suffren, Timothy Daley

Tennessee - 70

Record: 13-1 (3-0)

No.	Name	Min	FG		3P		FT		Rebounds		Fouls		TP	AS	TO	ST	Blocks		BS	BA
			M-A	Pct	M-A	Pct	M-A	Pct	OR	DR	TOT	PF					FD	BS		
2	Alexus Dye	F 20:26	6-9	0-0	1-2	1	9	10	0	2	13	0	4	0	0	2	3			3
20	Tamari Key	C 26:54	5-11	0-0	7-10	5	2	7	4	8	17	1	4	0	5	1	7			7
4	Jordan Walker	G 31:24	3-8	1-2	6-8	2	5	7	2	5	13	3	2	1	0	2	8			8
21	Tess Darby	G 19:03	0-1	0-1	0-0	0	5	5	2	1	0	0	0	0	0	0	5			5
25	Jordan Horston	G 28:08	3-13	0-1	6-10	1	6	7	4	7	12	5	3	0	0	0	3			18
0	Brooklyn Miles	19:35	0-2	0-2	0-0	0	3	3	4	0	0	1	3	0	0	0	0			-1
1	Sara Puckett	20:32	1-3	0-1	0-0	1	2	3	2	0	2	2	0	0	0	0	0			2
5	Kaiya Wynn	06:35	0-0	0-0	0-0	0	1	1	0	0	0	0	2	0	0	0	0			-5
13	Keyen Green	13:11	4-4	0-0	3-4	0	2	2	2	4	11	1	2	0	0	0	0			-3
12	Rae Burrell	12:20	1-2	0-0	0-2	0	0	0	0	2	2	0	0	0	0	0	0			2
31	Emily Saunders	01:52	0-0	0-0	0-0	0	1	1	1	0	0	0	0	0	1	0	0			-1
Team																				
Totals			23-53	1-7	23-36	10	40	50	21	29	70	13	20	1	6	8	7			

Technical Fouls:NONE

Shooting By Period		
1 st FG%	7-19	36.8%
3PT%	1-3	33.3%
FT%	5-6	83.3%
2 nd FG%	6-9	66.7%
3PT%	0-0	0.0%
FT%	3-6	50%
3 rd FG%	3-12	25.0%
3PT%	0-2	0.0%
FT%	4-8	50%
4 th FG%	7-13	53.8%
3PT%	0-2	0.0%
FT%	11-16	68.8%
GM FG%	23-53	43.4%
3PT%	1-7	14.3%
FT%	23-36	63.9%

Dead Ball Rebounds: 3, 0

Arkansas - 72

Record: 10-3

NO.	Name	Min	FG		3P		FT		Rebounds			Fouls		TP	AS	TO	ST	Blocks		BkBs +/-	
			M-A	M-A	M-A	M-A	OR	DR	TOT	PF	FD	BS	BA								
2	Samara Spencer	G 38:26	2-12	1-5	5-6	0	6	6	4	6	10	3	3	0	0	0	0	0	0	-13	
11	Rylee Langerman	G 23:31	0-5	0-3	0-0	0	2	4	1	0	0	1	0	2	1	1	0	0	0	-13	
13	Sasha Goforth	G 35:18	4-8	2-3	1-2	1	6	7	4	3	11	2	3	0	4	0	0	0	0	-9	
24	Jersey Wollenbarger	G 33:34	5-10	1-1	0-3	4	2	6	4	3	11	1	3	0	0	0	1	1	0	-15	
43	Makayla Daniels	G 34:26	11-17	5-6	7-8	2	0	2	3	7	34	0	2	3	0	0	0	0	0	15	
3	Elaina Eaton	28:19	2-3	2-3	0-0	0	0	0	0	2	6	1	0	0	0	0	0	0	0	-2	
25	Destinee Oberg	06:26	0-0	0-0	0-0	0	0	3	3	0	0	0	0	0	0	0	0	0	0	6	
Team									1 2 3												
Totals			24-55	11-21	13-19	10	21	31	18	19	72	8	11	5	5	2	0	0	0	0	-9

Technical Fouls:NONE

Shooting By Period		
1 st FG%	5-16	31.3%
3PT%	3-9	33.3%
FT%	0-1	0%
2 nd FG%	6-11	54.5%
3PT%	4-5	80.0%
FT%	4-6	66.7%
3 rd FG%	7-16	43.8%
3PT%	3-4	75.0%
FT%	3-6	50%
4 th FG%	6-12	50.0%
3PT%	1-3	33.3%
FT%	6-6	100%
GM FG%	24-55	43.6%
3PT%	11-21	52.4%
FT%	13-19	68.4%

Dead Ball Rebounds: 1, 2

	CRE	ARK									
Biggest lead	20 (3 rd 6:44)	1 (1 st 6:53)	Points from Turnovers	CRE	ARK	Period by Period Scoring					
Best Scoring Run	8 (2 nd 4:32)	9 (4 th 1:28)	Paint	15	7	1st	2nd	3rd	4th	TOT	
Lead Changes	2		Second Chance	24	24	CRE	16	29	22	14	81
Times Tied	1		Fast Breaks	16	9						
Time with Lead	34:16	02:21	Bench	11	7	ARK	13	20	20	19	72



Official Basketball Box Score - Final
Arkansas at Vanderbilt
01/06/22 Memorial Gymnasium, Nashville
2021-22 Women's Basketball

Game Time: 7:30 PM
Game Duration: 1:52
Attendance: 194

Officials: Joseph Vaszily, Ashlee Goode, Bryan Entenrie

Arkansas - 51

Record: 10-5 (0-2)

NO.	Name	Min	FG		3P		FT		Rebounds		Fouls		TP	AS	TO	ST	Blocks		+/-																															
			M	A	M	A	M	A	OR	DR	TOT	PF					FD	BS		BA																														
2	Samara Spencer	G 25:16	1-10	0-5	0-0	2	3	5	2	2	2	4	1	1	1	0	0	0	-5																															
13	Sasha Goforth	G 37:03	7-15	1-4	2-4	5	6	11	2	4	17	1	2	0	1	0	0	0	-2																															
3	Amber Ramirez	G 37:09	5-13	5-10	0-0	0	4	4	3	1	15	1	2	4	0	0	0	0	-8																															
24	Jersey Wollenbarger	G 19:32	0-3	0-0	0-0	1	1	2	1	1	0	0	1	0	0	2	0	0	-2																															
43	Makayla Daniels	G 34:04	2-14	1-6	2-4	5	4	9	4	2	7	2	3	0	0	0	2	0	-3																															
11	Rylee Langerman	11:46	0-2	0-2	0-0	0	3	3	1	1	0	0	1	0	0	0	0	0	3																															
55	Emrie Ellis	15:29	2-4	0-0	0-0	1	1	2	1	0	4	2	1	0	0	0	0	0	-2																															
3	Elaina Eaton	14:42	2-6	2-6	0-0	0	1	1	2	0	6	0	0	0	0	0	0	0	3																															
25	Destinee Oberg	04:59	0-0	0-0	0-0	0	0	0	0	1	0	0	1	0	0	0	0	0	1																															
Team																																																		
						3			5			8																																						
Totals						19-67			9-33			4-8			17			28			45			17			11			51			11			12			5			4			3			-3		

Technical Fouls:NONE

Shooting By Period			
1 st	FG%	3-15	20.0%
	3PT%	1-7	14.3%
	FT%	0-1	0%
2 nd	FG%	6-19	31.6%
	3PT%	4-11	36.4%
	FT%	2-2	100%
3 rd	FG%	5-14	35.7%
	3PT%	2-10	20.0%
	FT%	2-3	66.7%
4 th	FG%	5-19	26.3%
	3PT%	2-5	40.0%
	FT%	0-2	0%
GM	FG%	19-67	28.4%
	3PT%	9-33	27.3%
	FT%	4-8	50.0%



Official Basketball Box Score - Final
South Carolina at Arkansas
01/16/22 Bud Walton Arena, Fayetteville
2021-22 Women's Basketball

Game Time: 2:30 PM
Game Duration: 1:52
Attendance: 4,265

Officials: Eric Brewton, Roy Gubeyan, Natasha Carry

South Carolina - 61 Record: 17-1 (5-1)

NO.	Name	Min	FG	3P	FT	Rebounds	Fouls	TP	AS	TO	ST	Blocks	BS	BA	+/
			M-A	M-A	M-A	OR DR TOT	PF FD								
4	Aliyah Boston	F 33:15	6-13	0-2	7-7	5 8 13	2 8	19	1	3	1	0	1	11	
15	Victoria Saxton	F 29:51	2-3	0-0	0-0	3 6 9	1 2	4	2	3	1	6	0	17	
1	Zia Cooke	G 20:00	1-7	0-2	2-2	1 3 4	0 2	4	1	4	1	0	0	13	
3	Destanni Henderson	G 37:24	7-17	4-7	1-2	0 1 1	1 3	19	3	4	1	1	2	8	
12	Brea Beal	G 25:23	2-3	1-1	0-0	1 2 3	2 0	5	0	1	1	0	0	-3	
11	Destiny Littleton	22:52	2-5	2-5	0-0	0 5 5	0 1	6	2	0	0	1	0	15	
15	Laeticia Amihire	10:32	1-1	0-0	2-2	0 1 1	2 1	4	1	2	0	0	0	-2	
44	Saniya Rivers	06:52	0-1	0-1	0-0	0 1 1	1 0	0	0	0	0	0	0	3	
10	Kamilla Cardoso	05:44	0-1	0-0	0-0	0 1 1	0 0	0	0	2	0	0	0	-5	
24	LeLe Grissett	07:29	0-0	0-0	0-2	0 3 3	1 3	0	0	0	0	0	0	-9	
20	Sania Feagin	00:38	0-0	0-0	0-0	0 0 0	0 0	0	0	0	0	1	0	-3	
Team						1 3 4				0	0				
Totals			21-51	7-18	12-15	11 34 45	12 18	61	10	19	5	9	4	9	

Technical Fouls: NONE

Shooting By Period		
1 st FG%	6-14	42.9%
3PT%	3-7	42.9%
FT%	3-4	75%
2 nd FG%	6-16	37.5%
3PT%	1-6	16.7%
FT%	5-5	100%
3 rd FG%	5-11	45.5%
3PT%	3-4	75.0%
FT%	2-2	100%
4 th FG%	4-10	40.0%
3PT%	0-1	0.0%
FT%	2-4	50%
GM FG%	21-51	41.2%
3PT%	7-18	38.9%
FT%	12-15	80.0%

Dead Ball Rebounds: 3, 2

Arkansas - 52 Record: 11-6 (1-3)

NO.	Name	Min	FG	3P	FT	Rebounds	Fouls	TP	AS	TO	ST	Blocks	BS	BA	+/
			M-A	M-A	M-A	OR DR TOT	PF FD								
2	Samara Spencer	G 33:52	2-4	1-1	1-1	1 3 4	0 1	6	1	2	2	1	1	3	
13	Sasha Goforth	G 26:05	4-15	0-4	0-0	1 2 3	3 0	8	2	2	1	0	2	-18	
23	Amber Ramirez	G 38:47	5-8	2-3	2-2	0 2 2	0 1	14	0	0	2	0	1	-6	
24	Jersey Wolfenbarger	G 36:03	1-11	1-9	0-0	0 0 0	4 0	3	2	3	1	2	1	3	
43	Makayla Daniels	G 36:43	4-15	2-6	7-8	2 3 5	2 7	17	2	2	3	0	4	-4	
11	Rylee Langerman	12:20	0-1	0-1	1-2	1 1 2	4 1	1	0	0	0	0	0	-12	
55	Emrie Ellis	23:11	1-4	1-3	0-0	1 2 3	4 1	3	0	0	0	1	0	-12	
3	Elaina Eaton	02:25	0-2	0-2	0-0	0 0 0	1 1	0	0	0	0	0	0	-7	
25	Destinee Oberg	00:34	0-0	0-0	0-0	0 0 0	0 0	0	0	0	0	0	0	-2	
Team						2 4 6				0	1				
Totals			17-60	7-29	11-13	8 17 25	18 12	52	7	10	9	4	9	-9	

Technical Fouls: NONE

Shooting By Period		
1 st FG%	4-14	28.6%
3PT%	3-7	42.9%
FT%	2-2	100%
2 nd FG%	5-16	31.3%
3PT%	2-8	25.0%
FT%	2-3	66.7%
3 rd FG%	4-18	22.2%
3PT%	1-9	11.1%
FT%	1-2	50%
4 th FG%	4-12	33.3%
3PT%	1-5	20.0%
FT%	6-6	100%
GM FG%	17-60	28.3%
3PT%	7-29	24.1%
FT%	11-13	84.6%

Dead Ball Rebounds: 1, 2

	USC	ARK
Biggest lead	20 (3 rd 3:17)	4 (1 st 7:34)
Best Scoring Run	15 (3 rd 3:17)	15 (4 th 6:55)
Lead Changes	2	
Times Tied	1	
Time with Lead	33:53	04:07

Points from	USC	ARK
Turnovers	9	16
Paint	24	16
Second Chance	11	4
Fast Breaks	1	6
Bench	10	4

Period by Period Scoring	1st	2nd	3rd	4th	TOT
USC	18	18	15	10	61
ARK	13	14	10	15	52



Official Basketball Box Score - Final
Mississippi St. at Arkansas
01/22/22 Bud Walton Arena, Fayetteville
2021-22 Women's Basketball

Game Time: 3:00 PM
Game Duration: 1:43
Attendance: 4,177

Officials: Dee Kantner, Bryan Entlerline, Karleena Tobin

Mississippi St. - 54 Record: 11-7 (2-4)

NO.	Name	Min	FG	3P	FT	Rebounds	Fouls	TP	AS	TO	ST	Blocks	BS	BA	+/
			M-A	M-A	M-A	OR DR TOT	PF FD								
5	Rickeya Jackson	F 37:47	4-15	0-4	0-0	0 4 4	0 0	8	2	2	0	2	1	-19	
25	Denae Carter	F 24:48	0-0	0-0	2-2	4 4 8	5 4	2	1	0	0	3	0	-14	
0	Anastasia Hayes	G 34:05	7-14	1-4	2-4	0 3 3	1 4	17	1	3	2	0	1	-12	
1	Miyah Taylor	G 35:58	1-7	1-5	0-2	0 3 3	3 2	3	3	4	0	0	0	-19	
2	Jerkala Jordan	G 20:05	3-8	0-2	0-0	1 4 5	0 0	6	0	1	1	0	0	-21	
22	Charlotte Kohl	15:12	2-3	0-0	3-4	3 1 4	3 2	7	1	2	0	1	1	-6	
23	Caterion Thompson	23:30	4-7	3-4	0-0	2 2 4	0 0	11	0	1	1	0	0	-7	
10	Aislynn Hayes	06:21	0-3	0-3	0-0	0 0 0	1 0	0	0	0	0	0	0	-2	
24	Ashley Jones	02:14	0-1	0-0	0-0	0 1 1	0 0	0	0	0	0	0	0	0	
Team						1 1 2				0	0				
Totals			21-58	5-22	7-12	11 23 34	13 12	54	8	13	4	6	3	-20	

Technical Fouls: NONE

Shooting By Period		
1 st FG%	6-16	37.5%
3PT%	1-3	33.3%
FT%	2-2	100%
2 nd FG%	5-14	35.7%
3PT%	3-8	37.5%
FT%	0-0	0%
3 rd FG%	7-14	50.0%
3PT%	1-4	25.0%
FT%	2-4	50%
4 th FG%	3-14	21.4%
3PT%	0-7	0.0%
FT%	3-6	50%
GM FG%	21-58	36.2%
3PT%	5-22	22.7%
FT%	7-12	58.3%

Dead Ball Rebounds: 2, 4

Arkansas - 74 Record: 13-6 (3-3)

NO.	Name	Min	FG	3P	FT	Rebounds	Fouls	TP	AS	TO	ST	Blocks	BS	BA	+/
			M-A	M-A	M-A	OR DR TOT	PF FD								
2	Samara Spencer	G 33:49	6-12	5-8	2-4	0 5 5	2 2	19	3	1	2	0	1	21	
13	Sasha Goforth	G 30:31	5-9	0-0	3-5	3 9 12	1 4	13	0	1	1	2	1	29	
23	Amber Ramirez	G 37:59	6-15	3-9	2-2	0 4 4	0 1	17	2	1	0	2	0	1	
24	Jersey Wolfenbarger	G 22:06	1-6	0-2	1-2	1 2 3	1 2	3	2	0	0	1	1	24	
43	Makayla Daniels	G 33:05	6-13	1-7	2-2	2 3 5	3 1	15	3	1	2	0	0	21	
4	Eryn Barnum	15:40	0-3	0-0	3-4	0 1 1	2 2	3	0	2	0	0	1	-4	
11	Rylee Langerman	19:52	2-5	0-1	0-0	3 3 6	3 1	4	0	1	2	0	0	10	
55	Emrie Ellis	02:14	0-0	0-0	0-0	0 1 1	0 0	0	0	0	0	0	0	0	
3	Elaina Eaton	02:01	0-1	0-0	0-0	0 0 0	0 0	0	0	1	0	0	0	-1	
25	Destinee Oberg	02:01	0-0	0-0	0-0	0 0 0	0 0	0	0	0	0	0	0	-1	
15	Ashlyn Sage	00:21	0-0	0-0	0-0	0 0 0	0 0	0	0	0	0	0	0	0	
22	Avery Hughes	00:21	0-0	0-0	0-0	0 0 0	0 0	0	0	0	0	0	0	0	
Team						6 1 7				0	0				
Totals			26-64	9-27	13-19	15 29 44	12 13	74	10	8	8	3	6	20	

Technical Fouls: NONE

Shooting By Period		
1 st FG%	6-15	40.0%
3PT%	1-7	14.3%
FT%	3-6	50%
2 nd FG%	5-19	26.3%
3PT%	2-10	20.0%
FT%	0-0	0%
3 rd FG%	11-18	61.1%
3PT%	4-6	66.7%
FT%	6-7	85.7%
4 th FG%	4-12	33.3%
3PT%	2-4	50.0%
FT%	4-6	66.7%
GM FG%	26-64	40.6%
3PT%	9-27	33.3%
FT%	13-19	68.4%

Dead Ball Rebounds: 2, 0

	MSU	ARK
Biggest lead	2 (2 nd 8:18)	22 (4 th 4:05)
Best Scoring Run	6 (2 nd 8:18)	11 (3 rd 6:53)
Lead Changes	8	
Times Tied	4	
Time with Lead	05:01	32:18

Points from	MSU	ARK
Turnovers	2	13
Paint	24	30
Second Chance	7	12
Fast Breaks	4	13
Bench	18	7

Period by Period Scoring	1st	2nd	3rd	4th	TOT
MSU	15	13	17	9	54
ARK	16	12	32	14	74



Official Basketball Box Score - Final
Arkansas at Alabama
01/20/22 Coleman Coliseum, Tuscaloosa
2021-22 Women's Basketball

Game Time: 8:00 PM
Game Duration: 1:44
Attendance: 1,911

Officials: Denise Brooks, Katie Lukanich, Luis Gonzalez

Arkansas - 99 Record: 12-6 (2-3)

NO.	Name		Min	FG	3P	FT	Rebounds	Fouls	TP	AS	TO	ST	Blocks	BS	BA	+/
				M-A	M-A	M-A	OR DR TOT	PF FD								
2	Samara Spencer	G	32:17	7-13	4-8	0-0	0 3 3	0 2	18	5	0	2	1	0	23	
13	Sasha Goforth	G	21:33	4-7	0-2	3-3	1 1 3	1 2	11	2	1	3	2	0	13	
27	Amber Ramirez	G	35:25	7-9	5-6	0-0	0 9 9	0 2	19	7	2	1	0	0	32	
34	Jersey Wolfenbarger	G	17:28	5-7	1-1	1-2	1 0 1	2 2	12	0	1	1	1	0	11	
43	Kayakya Daniels	G	33:58	6-11	2-4	4-6	3 2 5	3 6	18	5	3	2	0	1	29	
55	Emrie Ellis	F	12:18	2-4	0-1	0-0	1 2 3	0 1	4	0	1	0	1	0	15	
11	Rylee Langerman	F	18:11	1-3	1-3	0-0	0 2 2	3 1	3	1	0	1	0	0	20	
4	Eryn Barnum	F	10:04	4-6	0-0	0-2	0 4 4	0 1	8	1	1	0	1	0	15	
3	Elaina Eaton	F	07:55	2-2	2-2	0-0	1 1 1	0 0	6	0	4	0	0	0	-3	
15	Ashlyn Sage	G	04:35	0-2	0-2	0-0	0 0 0	0 0	0	0	0	0	0	0	-4	
26	Destinee Oberg	F	03:41	0-0	0-0	0-0	0 1 1	0 0	0	3	0	0	0	0	1	
22	Avery Hughes	F	02:35	0-0	0-0	0-0	0 0 0	0 0	0	0	0	0	0	0	-2	
Team							0 5 5			0	1					
Totals				38-64	15-29	8-13	7 30 37	10 17	99	24	14	12	4	2	28	



Official Basketball Box Score - Final
Arkansas at Tennessee
01/31/22 Thompson-Boling Arena, Knoxville, Tenn.
2021-22 Women's Basketball

Game Time: 7:02 PM
Game Duration: 2:12
Attendance: 7,071

Officials: Felicia Grinter, Karen Presto, Brian Garland

Arkansas - 83

Record: 14-7 (4-4)

NO. Name	Min	FG	3P	FT	Rebounds	Fouls	TP	AS	TO	ST	Blocks	+/-
		M	A	M	OR	DR	M	A	M	A	B	
2 Samara Spencer	G 42:57	7-21	1-8	2-5	1 3 4	1 4	17	4	4	0	2 -3	
13 Sasha Golorth	G 29:29	3-4	0-0	4-5	1 2 3	4 4	10	1	0	1 1 0	-2	
23 Amber Ramirez	G 43:56	9-17	5-9	6-7	0 8 8	3 5	29	2	1	2 0 2	0	
24 Jersey Wolfenbarger	G 24:54	5-13	3-11	0-2	0 2 2	4 4	13	2	1	1 1 0	-9	
43 Makayla Daniels	G 13:12	2-7	1-4	0-0	1 0 1	0 1	5	2	1	1 0 2	2	
11 Rylee Langerman	G 33:44	0-2	0-2	1-2	2 4 6	3 2	1	1	2 2	1 0	-8	
4 Eryn Barnum	G 20:08	2-8	1-2	0-0	1 4 5	4 1	5	0	0 1	0 1	5	
3 Elauna Eaton	G 15:16	1-4	1-4	0-0	0 3 3	1 0	3	0	1 0	0 0	2	
55 Emrie Ellis	G 01:24	0-0	0-0	0-0	0 0 0	0 0	0	0	0 0	0 0	-2	
Team					5 3 8		0		0			
Totals		29-76	12-40	13-21	11 29 40	20 21	83	12	10	8	3 7 -3	

Technical Fouls: NONE

Shooting By Period	1st	2nd	3rd	4th	OT
FG%	40.0%	40.0%	40.0%	40.0%	40.0%
3PT%	4.1%	36.4%	1.1%	100%	
FT%	1.1%	100%			
2nd FG%	8.1%	44.4%			
3PT%	3.9%	33.3%			
FT%	1.3%	33.3%			
3rd FG%	6.1%	37.5%			
3PT%	2.1%	18.2%			
FT%	3.4%	75%			
4th FG%	4.1%	26.7%			
3PT%	2.6%	33.3%			
FT%	7.9%	77.8%			
OT FG%	3.7%	42.9%			
3PT%	1.3%	33.3%			
FT%	1.4%	25%			
GM FG%	29.7%	38.2%			
3PT%	12.40%	30.0%			
FT%	13.21%	61.9%			

Dead Ball Rebounds: 5, 0

Tennessee - 86

Record: 19-2 (8-1)

NO. Name		Min	FG M-A	3P M-A	FT M-A	Rebounds OR DR TOT	Fouls PF FD	TP	AS	TO	ST	Blocks BS BA	+/-
2 Alexus Dye	F	13:41	2-7	0-0	0-0	1 1 2	2 1	4	0	2	1	0	-6
12 Rae Burrell	F	38:00	7-19	3-6	4-5	3 5 8	3 5	21	0	3	1	0	2
20 Tamari Key	C	37:50	3-8	0-0	8-9	4 5 9	4 7	14	1	2	0	4	1
4 Jordan Walker	G	27:02	3-7	1-4	1-2	2 6 8	3 1	8	6	2	1	0	5
25 Jordan Horston	G	39:58	11-27	0-6	2-4	3 8 11	2 3	24	6	4	1	1	0
0 Brooklyn Miles	G	12:42	1-4	0-1	0-0	2 2 4	0 0	2	2	0	0	0	2
1 Sara Puckett	G	34:38	4-8	2-4	0-0	1 9 10	4 3	10	2	1	0	2	0
21 Tess Darby	G	21:09	1-2	1-2	0-0	2 2 4	3 0	3	2	2	0	0	4
Team						3 1 4		0		0			
Totals			32-82	7-23	15-20	21 39 60	21 20	86	19	16	4	7 3 3	
Technical Fouls: NONE													

Technical Fouls: NONE

Shooting By Period	1st	2nd	3rd	4th	OT
FG%	7.1%	36.8%			
3PT%	2-7	28.6%			
FT%	3-4	75%			
2nd FG%	6.1%	31.6%			
3PT%	1-4	25.0%			
FT%	0-0	0%			
3rd FG%	8.1%	44.4%			
3PT%	1-4	25.0%			
FT%	4-6	66.7%			
4th FG%	7.1%	41.2%			
3PT%	2-5	40.0%			
FT%	6-7	85.7%			
OT FG%	4-9	44.4%			
3PT%	1-3	33.3%			
FT%	2-3	66.7%			
GM FG%	32.82%	39.0%			
3PT%	7.23%	30.4%			
FT%	15.20%	75.0%			

Dead Ball Rebounds: 5, 0

	UARK	TENN
Biggest lead	13 (3 rd 7:44)	5 (1 st OT 2:01)
Best Scoring Run	10 (2 nd 2:27)	8 (4 th 7:46)
Lead Changes	7	
Times Tied	9	
Time with Lead	29:45	09:09

Points from	UARK	TENN
Turnovers	14	9
Paint	28	38
Second Chance	6	27
Fast Breaks	14	14
Bench	9	15

Period by Period Scoring	1st	2nd	3rd	4th	OT	TOT
UARK	21	20	17	17	8	83
TENN	19	13	21	22	11	86



Official Basketball Box Score - Final
Auburn at Arkansas
02/10/22 Bud Walton Arena, Fayetteville
2021-22 Women's Basketball

Game Time: 7:00 PM
Game Duration: 2:02
Attendance: 2,862

Officials: Cameron Inouye, Brian Hall, Fatou Cissoko-Stephens

Auburn - 66

Record: 9-13 (1-10)

NO. Name	Min	FG M-A	3P M-A	FT M-A	Rebounds OR DR TOT	Fouls PF FD	TP	AS	TO	ST	Blocks BS BA	+/-
14 Jala Jordan	F 19:35	4-7	3-5	2-2	0 6 6	3 1	13	0	1	1	1 0 5	
2 Sania Wells	G 13:36	2-4	0-1	2-2	0 2 2	4 1	6	3	1	0	1 1 6	
3 Annie Hughes	G 19:17	1-5	1-4	0-0	0 0 0	1 0	3	1	0	1	0 1 1	
5 Aicha Coulbaly	G 36:47	4-16	0-3	4-5	1 4 5	1 4	12	4	4	2	1 1 -2	
23 Honesty Scott-Grayson	G 37:18	10-16	1-3	2-4	2 6 8	0 2	23	3	1	0	1 -1	
51 Precious Johnson	15:02	1-3	0-0	0-0	2 4 6	3 0	2	0	2	1	2 0 3	-9
1 Xaria Wiggins	05:11	0-1	0-0	0-0	0 0 0	0 0	0	0	1	0	0 0 3	
12 Mar'shaun Bostic	23:45	1-2	0-0	1-1	0 2 2	1 1	3	2	3	2	0 -7	
0 Amoura Graves	29:29	1-4	0-0	2-2	4 1 5	3 2	4	1	0	0	0 -6	
Team					4 0 4		0		2			
Totals		24-58	5-16	13-16	13 25 38	17 11	66	14	16	8	5 4 -2	

Technical Fouls: Coach 4th 5:14

Shooting By Period	1st	2nd	3rd	4th	OT
FG%	8.1%	47.1%			
3PT%	1-5	16.7%			
FT%	2-3	66.7%			
2nd FG%	5.1%	27.8%			
3PT%	3-7	42.9%			
FT%	4-5	80%			
3rd FG%	8.1%	61.5%			
3PT%	1-2	50.0%			
FT%	2-2	100%			
4th FG%	3.1%	30.0%			
3PT%	0-2	0.0%			
FT%	5-6	83.3%			
GM FG%	24.58	41.4%			
3PT%	5.16	31.3%			
FT%	13.16	81.3%			

Dead Ball Rebounds: 1, 2

Arkansas - 68

Record: 15-8 (5-5)

NO. Name	Min	FG M-A	3P M-A	FT M-A	Rebounds OR DR TOT	Fouls PF FD	TP	AS	TO	ST	Blocks BS BA	+/-
4 Eryn Barnum	F 20:20	1-6	0-0	2-4	3 6 9	2 4	4	1	3	1	0 1 0	
3 Elauna Eaton	G 34:30	1-5	1-5	0-0	0 1 1	0 1	3	0	1	1	0 0 1	
11 Rylee Langerman	G 31:51	2-6	0-2	0-0	5 2 7	3 0	4	2	0	1	0 1 -1	
13 Sasha Golorth	G 33:34	6-10	0-1	4-9	0 5 5	4 6	16	2	1	1	2 1 4	
23 Amber Ramirez	G 40:00	10-23	5-11	5-6	0 4 4	1 3	30	2	5	2	0 2 2	
55 Emrie Ellis	26:49	4-7	0-0	3-4	1 4 5	1 2	11	1	0	0	2 0 4	
15 Ashlyn Sage	12:02	0-2	0-2	0-0	0 0 0	0 0	0	0	0	0	0 0 1	
25 Destinee Oberg	00:54	0-0	0-0	0-0	0 0 0	0 0	0	0	0	0	0 0 -1	
Team					4 1 5		0		0			
Totals		24-59	6-21	14-23	13 23 36	12 16	68	8	10	6	4 5 2	

Final Points Coach 2nd 2nd 2nd

Technical Fouls: Coach 2nd 2:27

Shooting By Period	1st	2nd	3rd	4th	OT
FG%	6.1%	40.0%			
3PT%	1-6	16.7%			
FT%	2-4	50%			
2nd FG%	6.1%	40.0%			
3PT%	0-4	0.0%			
FT%	2-5	40%			
3rd FG%	6.1%	50.0%			
3PT%	3-5	60.0%			
FT%	5-6	83.3%			
4th FG%	6.1%	35.3%			
3PT%	2-6	33.3%			
FT%	5-8	62.5%			
GM FG%	24.59	40.7%			
3PT%	6.21	28.6%			
FT%	14.23	60.9%			

Dead Ball Rebounds: 4, 0

	AUB	ARK
Biggest lead	10 (3 rd 9:14)	3 (4 th 5:03)
Best Scoring Run	6 (1 st 6:47)	8 (4 th 6:33)
Lead Changes	5	
Times Tied	4	
Time with Lead	34:28	03:32

Points from	AUB	ARK
Turnovers	17	14
Paint	28	34
Second Chance	14	11
Fast Breaks	15	8
Bench	9	11

Period by Period Scoring	1st	2nd	3rd	4th	TOT
AUB	19	17	19	11	66
ARK	15	14	20	19	68



Official Basketball Box Score - Final
Arkansas at Texas A&M
02/03/22 Reed Arena, Bryan-College Station
2021-22 Women's Basketball

Game Time: 8:00 PM
Game Duration: 1:55
Attendance: 3,092

Officials: Michael McConnell, Katie Lukanich, Felicia Grinter

Arkansas - 64

Record: 14-8 (4-5)

No.	Name	Min	FG M-A	3P M-A	FT M-A	Rebounds OR DR TOT	Fouls PF FD	TP	AS	TO	ST	Blocks BS BA	+/-
2	Samara Spencer	G 40:00	8-15	2-5	2-6	0 7 7	1 7	20	3	4	1	1 0	-13
11	Rylee Langerman	G 28:23	2-6	0-2	0-2	4 7 11	3 3	4	2	0	0	1 1	-11
13	Sasha Golorth	G 27:11	1-6	0-0	0-0	0 3 3	5 0	2	2	3	0	1 0	-8
23	Amber Ramirez	G 40:00	5-16	2-6	5-6	0 2 2	1 3	17	2	1	0	1 0	-13
24	Jersey Wolfenbarger	G 28:37	5-11	0-2	2-3	3 7 10	2 2	12	1	0	0	2 1	-7
3	Elauna Eaton	15:55	0-3	0-3	1-2	0 3 3	1 1	1	0	0	0	0 0	0
4	Eryn Barnum	13:54	2-6	0-2	4-6	0 5 5	1 3	8	0	0	1	1 0	-11
55	Emrie Ellis	06:00	0-1	0-1	0-0	2 1 3	2 0	0	1	2	0	1 0	-2
Team						1 1 2		0		0			
Totals			23-64	4-23	14-25	10 36 46	16 19	64	11	10	2	8 2	-13

Technical Fouls: NONE

Shooting By Period	1st	2nd	3rd	4th	OT
FG%	6.1%	37.5%			
3PT%	0-2	0.0%			
FT%	2-3	66.7%			
2nd FG%	6.1%	37.5%			
3PT%	2.1%	18.2%			
FT%	2-5	40%			
3rd FG%	6.1%	46.2%			
3PT%	1-6	16.7%			
FT%	5-10	50%			
4th FG%	5.1%	26.3%			
3PT%	1-4	25.0%			
FT%	5-7	71.4%			
GM FG%	23.64	35.9%			
3PT%	4.23	17.4%			
FT%	14.25	56.0%			

Dead Ball Rebounds: 3, 0

Texas A&M - 77

Record: 12



Official Basketball Box Score - Final
Arkansas at Florida
 02/17/22 Evanchek Arena at Stephen C. O'Connell Center, Gainesville, Fla.
 2021-22 Women's Basketball

Officials: Dee Kantner, Luis Gonzalez, Nykhesha Thompson

Arkansas - 67

Record: 16-9 (6-6)

NO.	Name	Min	FG	3P	FT	Rebounds	Fouls	TP	AS	TO	ST	Blocks	BS	BA	+/
			M-A	M-A	M-A	OR DR TOT	PF FD								
2	Samara Spencer	G 38:26	9-18	0-4	1-4	0 2 2 4	4 4	19	3	8	1	0	1	0	-12
11	Rylee Langerman	G 34:46	1-3	0-0	0-0	3 3 6 2	0 0	2	2	2	1	0	0	0	-2
13	Sasha Golorth	G 32:00	7-12	1-4	3-4	2 2 4 4	5 5	18	0	2	1	3	0	0	-7
23	Amber Ramirez	G 39:51	3-8	0-2	4-4	0 10 10	0 3	10	1	2	0	0	0	1	-9
24	Jersey Wolfenbarger	G 32:42	6-11	0-2	3-6	0 6 6 1	4 4	15	2	3	0	1	2	0	-9
3	Elaina Eaton	05:19	0-0	0-0	0-0	0 1 1 0	0 0	0	0	0	0	0	0	0	-5
55	Emmie Ellis	11:36	1-3	0-1	0-0	0 0 0 0	1 0	2	1	2	0	1	0	0	3
4	Erynn Barnum	05:18	0-0	0-0	1-2	0 0 0 0	2 1	1	0	1	0	0	0	0	-4
15	Ashlyn Sage	00:02	0-0	0-0	0-0	0 0 0 0	1 0	0	0	0	0	0	0	0	0
Team						2 2 4		0	0						
Totals			27-55	1-13	12-20	7 26 33	15 17	67	9	20	3	5	4	9	

Technical Fouls: NONE

Shooting By Period		
1 st FG%	5-13	33.3%
3PT%	1-3	33.3%
FT%	2-2	100%
2 nd FG%	7-7	100.0%
3PT%	0-0	0.0%
FT%	2-4	50%
3 rd FG%	6-16	37.5%
3PT%	0-6	0.0%
FT%	5-10	50%
4 th FG%	9-17	52.9%
3PT%	0-4	0%
FT%	3-4	75%
GM FG%	27-55	49.1%
3PT%	1-13	7.7%
FT%	12-20	60.0%

Dead Ball Rebounds: 4, 0

Florida - 76

Record: 20-6 (10-3)

NO.	Name	Min	FG	3P	FT	Rebounds	Fouls	TP	AS	TO	ST	Blocks	BS	BA	+/
			M-A	M-A	M-A	OR DR TOT	PF FD								
11	Emanuel de Oliveira	F 29:39	5-8	1-3	4-4	2 6 8 3	5 5	15	4	2	2	0	0	0	15
25	Faith Dut	F 14:43	1-2	0-0	0-0	1 1 2 3	0 2	3	0	0	0	0	0	0	8
1	Kiara Smith	G 39:24	6-16	2-5	5-6	1 6 7 3	5 19	5	1	1	0	3	0	3	11
4	Zipporah Broughton	G 28:59	5-13	1-4	4-4	1 4 5 0	2 15	3	5	1	1	1	1	5	
15	Nina Rickards	G 28:03	4-9	0-0	2-2	0 1 1 3	1 10	1	1	0	0	1	0	1	9
5	Alberte Rimdal	16:36	3-8	1-3	0-0	1 0 1 0	0 7	1	1	1	0	0	0	0	6
13	Floor Toonders	12:30	1-3	0-2	0-0	2 3 5 2	0 2	0	3	0	2	0	0	0	-3
14	Kristina Moore	10:21	0-0	0-0	1-2	0 3 3 1	2 1	0	1	0	1	0	0	0	-6
00	Taliyah Wyche	03:19	0-0	0-0	0-0	0 0 0 1	0 0	0	0	3	0	0	0	0	-4
2	Tatyana Wyche	09:28	0-1	0-0	0-0	0 0 0 0	1 0	0	0	0	0	0	0	0	8
20	Jeriah Warren	06:58	2-2	1-1	0-0	0 0 0 0	0 0	5	0	0	0	0	0	0	-4
Team						2 1 3		0	0						
Totals			27-62	6-18	16-18	10 25 35	17 15	76	14	17	8	4	5	9	

Technical Fouls: NONE

Shooting By Period		
1 st FG%	7-19	36.8%
3PT%	2-6	33.3%
FT%	2-2	100%
2 nd FG%	10-15	66.7%
3PT%	3-6	50.0%
FT%	2-2	100%
3 rd FG%	8-17	47.1%
3PT%	1-3	33.3%
FT%	3-4	75%
4 th FG%	2-11	18.2%
3PT%	0-3	0.0%
FT%	8-10	90%
GM FG%	27-62	43.5%
3PT%	6-18	33.3%
FT%	16-18	88.9%

Dead Ball Rebounds: 1, 0

	ARK	FLA
Biggest lead	2 (1 st 7:57)	19 (4 th 7:56)
Best Scoring Run	10 (4 th 2:13)	8 (1 st 5:42)
Lead Changes	2	
Times Tied	2	
Time with Lead	00:19	36:58

Points from Turnovers	ARK	FLA
Paint	46	26
Second Chance	8	10
Fast Breaks	3	22
Bench	3	15

Period by Period Scoring	1st	2nd	3rd	4th	TOT
ARK	13	16	17	21	67
FLA	18	25	20	13	76



Official Basketball Box Score - Final
Kentucky at Arkansas
 02/20/22 Bud Walton Arena, Fayetteville
 2021-22 Women's Basketball

Officials: Puslani Spurlock-Weish, Natasha Camy, Frank Steratore

Kentucky - 78

Record: 13-11 (6-8)

NO.	Name	Min	FG	3P	FT	Rebounds	Fouls	TP	AS	TO	ST	Blocks	BS	BA	+/
			M-A	M-A	M-A	OR DR TOT	PF FD								
21	Nyah Leveretter	F 24:48	1-1	0-0	1-1	2 3 5 4	3 3	0	3	0	0	1	0	0	13
3	Jazmine Massengill	G 34:07	1-7	0-1	0-0	0 6 6 1	0 2	2	2	2	4	3	0	0	12
10	Rhyne Howard	G 33:51	9-16	5-10	6-6	4 6 10 2	4 4	29	2	0	0	2	0	0	25
11	Jada Walker	G 28:02	3-4	1-2	0-0	1 2 3 4	1 7	1	0	2	0	0	0	0	9
12	Treasure Hunt	G 20:08	2-6	1-2	0-2	2 0 2 3	1 5	2	3	1	0	2	0	0	5
44	Dre'una Edwards	26:58	7-17	1-3	2-3	3 10 13	1 3	17	3	1	0	0	0	1	21
00	Olivia Owens	06:18	1-3	0-0	0-0	0 1 1 2	0 2	0	0	1	0	0	0	0	2
1	Robyn Benton	16:22	3-7	2-3	3-4	0 1 1 3	2 2	11	1	1	2	0	0	0	18
34	Emma King	09:26	1-3	0-1	0-0	1 0 1 1	1 1	2	1	0	0	0	0	1	11
Team						1 0 1		0	0						
Totals			28-64	10-22	12-16	15 29 44	21 15	78	12	11	9	8	4	23	

Technical Fouls: NONE

Shooting By Period		
1 st FG%	9-17	52.9%
3PT%	5-6	83.3%
FT%	0-0	0%
2 nd FG%	7-15	46.7%
3PT%	2-6	33.3%
FT%	1-3	33.3%
3 rd FG%	10-19	52.6%
3PT%	3-4	75%
FT%	3-4	75%
4 th FG%	2-13	15.4%
3PT%	0-4	0.0%
FT%	8-9	88.9%
GM FG%	28-64	43.8%
3PT%	10-22	45.5%
FT%	12-16	75.0%

Dead Ball Rebounds: 1, 1

Arkansas - 55

Record: 16-10 (6-7)

NO.	Name	Min	FG	3P	FT	Rebounds	Fouls	TP	AS	TO	ST	Blocks	BS	BA	+/
			M-A	M-A	M-A	OR DR TOT	PF FD								
2	Samara Spencer	G 30:07	3-9	0-3	2-4	0 3 3 3	1 7	8	5	4	1	0	2	0	-23
13	Sasha Golorth	G 36:02	4-9	0-1	1-2	4 3 7 3	4 3	9	0	0	1	1	2	0	-19
23	Amber Ramirez	G 34:28	6-16	4-9	2-4	0 3 3 3	1 2	18	0	2	2	0	0	0	-21
24	Jersey Wolfenbarger	G 18:36	2-5	0-0	0-0	0 1 1 4	0 4	0	0	1	0	2	0	0	-14
43	Makayla Daniels	G 24:46	2-6	0-2	3-3	0 2 2 4	7 2	1	1	1	0	1	0	0	-10
11	Rylee Langerman	G 13:15	0-0	0-0	0-0	0 0 0 0	1 0	0	0	2	0	0	0	0	-12
55	Emmie Ellis	09:32	0-3	0-0	0-2	2 1 0 0	2 1	0	0	1	0	0	0	0	-3
4	Erynn Barnum	13:52	3-5	0-1	2-4	0 3 3 0	3 8	0	1	0	1	0	2	0	6
3	Elaina Eaton	12:06	0-2	0-1	0-0	0 1 1 0	0 0	0	0	1	0	0	0	0	-2
15	Ashlyn Sage	03:26	0-1	0-0	0-0	0 0 0 0	0 0	0	0	0	0	0	0	0	-1
22	Avery Hughes	02:55	0-0	0-0	1-2	0 1 1 1	1 1	1	0	0	0	0	0	0	-2
25	Destinee Oberg	02:55	0-0	0-0	0-2	1 1 2 0	1 0	0	0	0	0	0	0	0	-2
Team						6 2 8		0	0						
Totals			20-57	4-18	11-21	11 22 33	15 21	55	7	12	6	4	8	23	

Technical Fouls: NONE

Shooting By Period		
1 st FG%	6-14	42.9%
3PT%	2-5	40.0%
FT%	0-0	0%
2 nd FG%	6-14	42.9%
3PT%	1-4	25.0%
FT%	2-6	33.3%
3 rd FG%	5-18	27.8%
3PT%	0-6	0.0%
FT%	5-5	100%
4 th FG%	3-11	27.3%
3PT%	1-3	33.3%
FT%	4-10	40%
GM FG%	20-57	35.1%
3PT%	4-18	22.2%
FT%	11-21	52.4%

Dead Ball Rebounds: 6, 2

	KEN	ARK
Biggest lead	24 (3 rd 1:22)	3 (1 st 9:38)
Best Scoring Run	10 (2 nd 4:22)	5 (1 st 6:24)
Lead Changes	3	
Times Tied	2	
Time with Lead	37:00	00:52

Points from Turnovers	KEN	ARK
Paint	22	11
Second Chance	24	12
Fast Breaks	10	15
Bench	32	9

Period by Period Scoring	1st	2nd	3rd	4th	TOT
KEN	23	17	26	12	78
ARK	14	15	15	11	55



Official Basketball Box Score - Final
Arkansas at Ole Miss
 02/22/22 The Sandy and John Black Pavilion at Ole Miss, Oxford
 2021-22 Women's Basketball

Officials: Brian Hall, Angelica Sutfen, Kevin Petral

Arkansas - 62

Record: 16-11 (6-8)

NO.	Name	Min	FG		3P	FT		Rebounds		Fouls		TP	AS	TO	ST	Blocks	BS	BA	+/-	
			M-A	M-A	M-A	OR	DR	TOT	PF	FD										
2	Samara Spencer	G 33:04	8-18	2-5	1-2	1	5	6	2	8	19	5	3	2	0	1	0	1	10	
13	Sasha Golorth	G 35:43	6-14	1-3	0-0	3	2	5	3	0	13	1	0	1	2	2	0	0	-8	
23	Amber Ramirez	G 40:00	6-9	3-4	0-0	0	4	4	0	0	15	1	4	1	0	1	0	2	-8	
24	Jessey Wollenberg	G 26:30	3-5	0-0	0-1	2	5	7	3	2	7	1	4	1	0	1	1	1	-7	
25	Makyla Daniels	G 26:30	1-9	0-2	0-2	0	3	3	0	2	10	1	3	0	0	1	0	1	-1	
11	Rynee Langerman	T 21:05	1-4	0-2	0-0	0	3	3	1	0	2	2	1	0	0	0	0	1	-2	
55	Rennie Ellis	T 17:08	1-4	0-1	0-0	2	0	2	3	0	2	1	2	0	1	1	1	1	-1	
Team						1	3	4			0									
Totals			26:63	6:20	4:5	9	26	35	15	12	62	15	13	5	4	9	8			



Official Basketball Box Score - Final
Arkansas at Mississippi St.
02/27/22 Humphrey Coliseum, Starkville
2021-22 Women's Basketball

Game Time: 5:02 PM
Game Duration: 1:51
Attendance: 4,840

Officials: Gina Cross, Roy Gubeyan, Salf Echo

Arkansas - 87

Record: 17-12 (7-9)

NO. Name	Min	FG M-A	3P M-A	FT M-A	Rebounds OR DR TOT	Fouls PF FD	TP	AS	TO	ST	Blocks BS BA	+/-
2 Samara Spencer	G 33:56	3-9	0-2	6-8	0 3 3	1 6	12	6	2	0	0 0 0	0
13 Sasha Golorth	G 40:00	8-13	3-4	1-2	0 3 3	2 2	20	3	1	0	3 1 8	8
23 Amber Ramirez	G 40:00	6-14	1-5	2-4	0 8 8	0 2	15	5	0	4	0 0 0	8
24 Jersey Wolfenbarger	G 22:57	6-9	0-0	1-2	2 4 6	1 3	13	1	0	1	0 0 -4	4
43 Makayla Daniels	G 31:52	4-13	1-5	5-7	1 3 4	3 6	14	1	0	2	0 2 9	9
11 Rylee Langerman	12:23	1-2	1-1	0-0	1 1 2	5 0	3	0	1	0	0 0 11	11
55 Emrie Ellis	04:03	0-0	0-0	0-0	0 0 0	0 0	0	1	0	1	0 0 0	0
3 Elauna Eaton	01:54	0-0	0-0	0-0	0 0 0	0 0	0	0	0	0	0 0 -3	3
4 Erynn Barnum	12:55	3-4	0-0	4-4	2 2 4	2 2	10	0	1	0	0 1 11	11
Team					4 2 6		0	0				
Totals		31-64	6-17	19-27	10 26 36	14 21	87	17	5	8	3 4 8	8

Technical Fouls:NONE

Shooting By Period
1 st FG% 7-16 43.8%
3PT% 1-3 33.3%
FT% 1-1 100%
2 nd FG% 9-18 50.0%
3PT% 3-6 50.0%
FT% 7-9 77.8%
3 rd FG% 7-16 43.8%
3PT% 2-6 33.3%
FT% 1-2 50%
4 th FG% 8-14 57.1%
3PT% 0-2 0.0%
FT% 10-15 66.7%
GM FG% 31-64 48.4%
3PT% 6-17 35.3%
FT% 19-27 70.4%

Dead Ball Rebounds: 4, 0

Mississippi St. - 79

Record: 15-13 (6-10)

NO. Name	Min	FG M-A	3P M-A	FT M-A	Rebounds OR DR TOT	Fouls PF FD	TP	AS	TO	ST	Blocks BS BA	+/-
22 Charlotte Kohli	C 31:53	4-6	0-0	2-4	7 11 18	4 3	10	1	1	0	2 0 -7	-7
0 Anastasia Hayes	G 36:33	8-18	2-5	2-3	2 4 6	3 4	20	3	6	0	1 2 -15	-15
1 Myah Taylor	G 34:39	5-11	0-2	1-2	0 0 0	2 2	11	7	2	1	0 0 -4	-4
2 Jerkalia Jordan	G 28:36	4-10	2-5	2-2	0 4 4	4 4	12	2	1	0	0 0 2	2
23 Caterion Thompson	G 33:21	3-9	3-7	0-0	1 3 4	2 0	9	0	0	0	0 1 10	10
10 Ashlyn Hayes	16:19	0-1	0-1	0-0	1 4 5	2 0	0	1	1	2	0 0 2	2
24 Ashley Jones	18:39	6-9	3-3	2-2	0 0 0	4 1	17	1	1	0	1 0 -8	-8
Team					1 1 2		0	0				
Totals		30-64	10-23	9-13	12 27 39	21 14	79	15	12	3	4 3 -8	-8

Technical Fouls:NONE

Shooting By Period
1 st FG% 7-16 43.8%
3PT% 1-6 16.7%
FT% 2-3 66.7%
2 nd FG% 8-15 53.3%
3PT% 5-8 62.5%
FT% 1-2 50%
3 rd FG% 7-14 50.0%
3PT% 1-4 25.0%
FT% 2-2 100%
4 th FG% 8-19 42.1%
3PT% 3-5 60.0%
FT% 4-6 66.7%
GM FG% 30-64 46.9%
3PT% 10-23 43.5%
FT% 9-13 69.2%

Dead Ball Rebounds: 0, 0

	ARK	MSU
Biggest lead	10 (4 th 8:02)	5 (2 nd 7:52)
Best Scoring Run	7 (2 nd 0:41)	6 (1 st 6:54)
Lead Changes	16	
Times Tied	8	
Time with Lead	25:31	12:05

Points from	ARK	MSU
Turnovers	15	6
Paint	42	40
Second Chance	6	16
Fast Breaks	18	9
Bench	13	17

Period by Period Scoring					
	1st	2nd	3rd	4th	TOT
ARK	16	28	17	26	87
MSU	17	22	17	23	79



Official Basketball Box Score - Final
Missouri at Arkansas
03/02/22 Bridgestone Arena, Nashville
2021-22 Women's Basketball

Game Time: 1:00 PM
Game Duration: 2:06
Attendance: 5,446

Officials: Dee Karner, Billy Smith, Karen Presto

Missouri - 52

Record: 19-12

NO. Name	Min	FG M-A	3P M-A	FT M-A	Rebounds OR DR TOT	Fouls PF FD	TP	AS	TO	ST	Blocks BS BA	+/-
00 LaDzhia Williams	F 33:30	6-11	0-0	2-2	0 13 13	3 4	14	1	2	0	2 0 -10	-10
43 Hayley Frank	F 40:06	2-8	1-3	0-0	1 12 13	3 4	5	3	2	1	1 3 -5	-5
1 Lauren Hansen	G 34:12	1-8	1-3	2-2	0 3 3	4 2	5	1	4	1	0 2 2	2
4 Mama Dembele	G 37:08	1-10	0-2	0-0	1 0 1	3 0	2	2	1	0	0 1 -9	-9
13 Haley Troup	G 42:39	8-19	3-7	2-2	2 4 6	5 2	21	3	1	0	0 1 -7	-7
30 Izzy Higginbottom	20:28	0-3	0-1	0-0	0 1 1	3 0	0	1	1	0	0 1 -11	-11
3 rd FG% 7-16	43.8%	0-0	0-0	0-0	0 1 1	1 0	0	0	0	0	0 0 3	3
2 Sara-Rose Smith	02:49	0-3	0-1	0-0	1 0 1	0 0	0	0	0	0	0 0 -1	-1
33 Aijha Blackwell	10:40	2-5	0-2	1-2	2 6 8	0 1	5	0	1	0	0 1 -6	-6
Team					0 0 0		0	0	2			
Totals		20-67	5-19	7-8	7 40 47	22 13	52	11	14	2	3 10 -9	-9

Technical Fouls:Hansen 1stOT:4,01

Shooting By Period
1 st FG% 3-12 25.0%
3PT% 2-4 50.0%
FT% 2-2 100%
2 nd FG% 6-15 40.0%
3PT% 1-5 20.0%
FT% 0-0 0%
3 rd FG% 4-17 23.5%
3PT% 0-2 0.0%
FT% 1-2 50%
4 th FG% 5-14 35.7%
3PT% 2-5 40.0%
FT% 4-4 100%
OTFG% 2-9 22.2%
3PT% 0-3 0.0%
FT% 0-0 0%
GM FG% 20-67 29.9%
3PT% 5-19 26.3%
FT% 7-8 87.5%

Dead Ball Rebounds: 3, 2

Arkansas - 61

Record: 18-12

NO. Name	Min	FG M-A	3P M-A	FT M-A	Rebounds OR DR TOT	Fouls PF FD	TP	AS	TO	ST	Blocks BS BA	+/-
2 Samara Spencer	G 32:55	4-16	1-5	2-3	0 2 2	2 3	11	2	2	2	0 0 11	11
13 Sasha Golorth	G 45:00	3-10	3-6	2-4	0 4 4	1 3	11	1	0	0	5 0 9	9
23 Amber Ramirez	G 45:00	6-15	3-3	2-2	0 7 7	1 2	17	1	1	0	0 2 9	9
24 Jersey Wolfenbarger	G 28:54	1-3	0-1	3-4	2 7 9	4 2	5	3	1	3	2 0 7	7
43 Makayla Daniels	G 43:25	3-17	1-4	6-8	3 11 14	3 9	13	5	1	1	1 1 12	12
4 Erynn Barnum	16:06	1-3	0-1	2-4	2 1 3	1 2	4	0	1	0	0 0 2	2
11 Rylee Langerman	13:40	0-2	0-2	0-0	1 3 4	2 0	0	1	1	0	2 0 -5	-5
Team					3 2 5		0	0				
Totals		18-66	8-22	17-25	11 37 48	14 21	61	13	8	6	10 3 9	9

Technical Fouls:Spencer 1stOT:4,01

Shooting By Period
1 st FG% 3-17 17.6%
3PT% 1-6 16.7%
FT% 1-2 50%
2 nd FG% 3-15 20.0%
3PT% 1-6 16.7%
FT% 2-4 50%
3 rd FG% 6-16 37.5%
3PT% 3-5 60.0%
FT% 0-0 0%
4 th FG% 4-14 28.6%
3PT% 2-4 50.0%
FT% 6-8 75%
OTFG% 2-4 50.0%
3PT% 1-1 100.0%
FT% 8-11 72.7%
GM FG% 18-66 27.3%
3PT% 8-22 36.4%
FT% 17-25 68.0%

Dead Ball Rebounds: 3, 1

	UM	ARK
Biggest lead	9 (2 nd 6:33)	9 (1 st OT:0:33)
Best Scoring Run	7 (2 nd 6:33)	9 (1 st OT:1:05)
Lead Changes	8	
Times Tied	7	
Time with Lead	26:03	12:56

Points from	UM	ARK
Turnovers	4	7
Paint	22	18
Second Chance	4	12
Fast Breaks	0	4
Bench	5	4

Period by Period Scoring						
	1st	2nd	3rd	4th	OT	TOT
UM	10	13	9	16	4	52
ARK	8	9	15	16	13	61



Official Basketball Box Score - Final
Arkansas at South Carolina
03/04/22 Bridgestone Arena, Nashville
2021-22 Women's Basketball

Game Time: 1:00 PM
Game Duration: 1:52
Attendance: 6,980

Officials: Roy Gubeyan, Brian Hall, Katie Lukanich

Arkansas - 54

Record: 18-13

NO. Name	Min	FG M-A	3P M-A	FT M-A	Rebounds OR DR TOT	Fouls PF FD	TP	AS	TO	ST	Blocks BS BA	+/-
2 Samara Spencer	G 30:25	3-9	0-4	4-6	2 6 8	1 5	10	2	6	1	0 2 -11	-11
13 Sasha Golorth	G 31:46	9-11	1-5	1-2	1 1 2	4 1	8	0	2	1	4 1 -17	-17
23 Amber Ramirez	G 34:49	3-7	0-2	2-3	0 3 3	2 2	8	3	4	1	1 0 -14	-14
24 Jersey Wolfenbarger	G 22:45	1-8	0-5	0-0	0 1 1	4 0	2	2	1	0	3 0 -9	-9
43 Makayla Daniels	G 30:31	3-13	2-9	1-2	4 5 9	2 5	9	2	1	2	1 1 -16	-16
4 Erynn Barnum	15:45	3-6	0-1	1-2	0 4 4	2 2	7	2	0	1	2 1 -10	-10
11 Rylee Langerman	16:37	3-6	2-4	0-0	0 3 3	4 0	8	0	0	0	0 1 -13	-13
3 Elauna Eaton	10:36	0-2	0-1	0-0	0 1 1	1 0	0	0	0	0	0 1 -10	-10
55 Emrie Ellis	02:16	0-0	0-0	0-0	0 1 1	1 0	0	0	0	0	0 0 -1	-1
15 Ashlyn Sage	01:30	1-2	0-0	0-0	0 0 0	0 0	2	0	0	0	0 1 -3	-3
22 Avery Hughes	01:30	0-0	0-0	0-0	0 0 0	0 0	0	0	0	0	0 0 -3	-3
25 Destinee Oberg	01:30	0-0	0-0	0-0	0 0 0	0 0	1	0	0	0	0 0 -3	-3
Team					5 0 5		0	0	3			
Totals		20-64	5-31	9-15	12 25 37	21 15	54	12	17	6	11 8 -22	-22

Technical Fouls:NONE

Shooting By Period
1 st FG% 4-17 23.5%
3PT% 1-9 11.1%
FT% 3-6 50%
2 nd FG% 7-17 41.2%
3PT% 2-9 25.0%
FT% 1-2 50%
3 rd FG% 4-14 28.6%
3PT% 1-7 14.3%
FT% 3-5 60%
4 th FG% 5-16 31.3%
3PT% 1-7 14.3%
FT% 2-2 100%
GM FG% 20-64 31.3%
3PT% 5-31 16.1%
FT% 9-15 60.0%

Dead Ball Rebounds: 2, 0


South Carolina - 76

Record: 28-1

NO. Name	Min	FG M-A	3P M-A	FT M-A	Rebounds OR DR TOT	Fouls PF FD	TP	AS	TO	ST	Blocks BS BA	+/-
4 Aliyah Boston	F 28:14	6-10	0-2	5-5	5 9 14	1 5	17	5	2	5	2 2	17
5 Victoria Saxton	F 18:08	2-7	0-0	0-0	3 8 11	2 1	4	1	2	0	0 2	3
1 Zia Cooke	G 19:11	3-9	1-2	1-1	0 2 2	1 2	8	2	2	0	0 1	11
3 Destanni Henderson	G 31:58	2-9	1-3	1-2	1 1 2	0 1	6	3	2	2	0 1	16
12 Brea Beal	G 21:02	1-4	0-1	5-6	3 0 3	2 3	7	0	1	1	0 0	11
15 Laetitia Amihire	18:41	7-13	0-0	2-2	4 2 6	2 2	16	4	2	0	0 2	17
23 Bree Hall	15:26	2-4	1-1	1-3	0 4 4	2 2	6	0	0	0	0 0	13
10 Kamilla Cardoso	10:01	0-5	0-0	5-6	2 5 7	3 3	5	0	2	1	2 1	7
24 LeLe Grissett	14:30	1-1	0-0	2-2	1 0 1	1 0	4	0	2	0	1 0	4
44 Saniya Rivers	10:40	0-3	0-0	0-0	0 1 1	1 0	0	1	0	0	0 2	5
11 Destiny Littleton	07:56	0-1	0-0	0-0	0 0 0	0 0	0	0	1	0	0 0	3
20 Sania Feagin	04:13	1-1	0-0	1-1	0 1 1	1 1	3	0	0	0	3 0	3
Team					1 1 2			0	1			
Totals		25-67	3-10	23-28	20 34 54	15 21	76	16	17	9	8 11	22



Saylor Poffenbarger
R-Fr. | 6-2 | G
Middletown, Md.




Samara Spencer
So. | 5-7 | G
Fort Lauderdale, Fla.



Erynn Barnum
R-Sr. | 6-2 | F
Little Rock, Ark.



Rylee Langerman
Jr. | 5-9 | G
Norman, Okla.



Sasha Goforth
Jr. | 6-1 | G
Fayetteville, Ark.



Ashlyn Sage
So. | 6-2 | G
Weatherford, Okla.



Karley Johnson
Fr. | 5-9 | G
Mustang, Okla.



Loren Lindsey
Fr. | 5-11 | G
Fayetteville, Ark.



Avery Hughes
Sr. | 5-7 | G
Bentonville, Ark.



Jersey Wolfenbarger
So. | 6-5 | G/F
Fort Smith, Ark.



Maryam Dauda
R-Fr. | 6-4 | F
Bentonville, Ark.



Chrissy Carr
R-Sr. | 6-1 | G
Eden Prairie, Minn.



Makayla Daniels
Sr. | 5-9 | G
Frederick, Md.



Emrie Ellis
So. | 6-3 | F
Vanoss, Okla.



Mike Neighbors
Head Coach
Sixth Season



Todd Schaefer
Associate Head Coach
Sixth Season



Pauline Love
Assistant Coach
Sixth Season



Lacey Goldwire
Assistant Coach
Fourth Season



Amber Shirey
Director of Operations



Jayci Stone
Director of SA Development





















Jeff Brazil
Special Assistant to the HC



Simone Rush
Head Athletic Trainer

TV/RADIO CHART

0		Saylor Poffenbarger R-Fr. G TR 6-2 Middletown, Md. UConn Major: Recreation & Sport Management	<table><tr><th></th><th>GP-GS</th><th>PPG</th><th>RPG</th><th>APG</th><th>MPG</th></tr><tr><td>Season</td><td>-</td><td>-</td><td>-</td><td>-</td><td>-</td></tr><tr><td>Career</td><td>12-0</td><td>0.5</td><td>0.3</td><td>0.0</td><td>2.6</td></tr></table>		GP-GS	PPG	RPG	APG	MPG	Season	-	-	-	-	-	Career	12-0	0.5	0.3	0.0	2.6	<ul style="list-style-type: none">Transferred to Arkansas in the winter of 2022Appeared in 12 games in first collegiate season at UConn in 2021Logged three points, one rebound and one block vs. St. John'sNo. 30th-ranked recruit in her class, No. 13th-ranked guardTabbed 2020 Ms. Maryland Basketball
	GP-GS	PPG	RPG	APG	MPG																	
Season	-	-	-	-	-																	
Career	12-0	0.5	0.3	0.0	2.6																	
2		Samara Spencer So. G 1L 5-7 Fort Lauderdale, Fla. St. Thomas Aquinas Major: Recreation & Sport Management	<table><tr><th></th><th>GP-GS</th><th>PPG</th><th>RPG</th><th>APG</th><th>MPG</th></tr><tr><td>Season</td><td>31-27</td><td>12.2</td><td>3.7</td><td>3.1</td><td>30.0</td></tr><tr><td>Career</td><td>31-27</td><td>12.2</td><td>3.7</td><td>3.1</td><td>30.0</td></tr></table>		GP-GS	PPG	RPG	APG	MPG	Season	31-27	12.2	3.7	3.1	30.0	Career	31-27	12.2	3.7	3.1	30.0	<ul style="list-style-type: none">Named SEC Freshman of the Year, first for Arkansas since 2009Won SEC Freshman of the Week four times last seasonTallied 18 points and five rebounds vs. Utah in NCAA TournamentHas three 20-point games, including career-high 22 at Miss. StateFinished third on team in scoring and led the team in assistsLed St. Thomas to state title as a senior
	GP-GS	PPG	RPG	APG	MPG																	
Season	31-27	12.2	3.7	3.1	30.0																	
Career	31-27	12.2	3.7	3.1	30.0																	
4		Erynn Barnum R-Sr. F 3L 6-2 Little Rock, Ark. Little Rock Central Major: Recreation & Sport Management	<table><tr><th></th><th>GP-GS</th><th>PPG</th><th>RPG</th><th>APG</th><th>MPG</th></tr><tr><td>Season</td><td>22-10</td><td>7.6</td><td>4.8</td><td>0.8</td><td>17.5</td></tr><tr><td>Career</td><td>77-10</td><td>6.7</td><td>4.4</td><td>0.4</td><td>14.9</td></tr></table>		GP-GS	PPG	RPG	APG	MPG	Season	22-10	7.6	4.8	0.8	17.5	Career	77-10	6.7	4.4	0.4	14.9	<ul style="list-style-type: none">Started in 10 of 24 games last season, missing portion due to injuryNamed to Katrina McClain Preseason Watch ListOne of the most veteran returnersMatched career-high 12 boards in NCAA game vs. UtahRegistered career-high 18 points off 8-of-16 shooting & 9 boards vs. SMUHas two double-doubles in career
	GP-GS	PPG	RPG	APG	MPG																	
Season	22-10	7.6	4.8	0.8	17.5																	
Career	77-10	6.7	4.4	0.4	14.9																	
11		Rylee Langerman Jr. G 2L 5-9 Norman, Okla. Christian Heritage Major: Biology	<table><tr><th></th><th>GP-GS</th><th>PPG</th><th>RPG</th><th>APG</th><th>MPG</th></tr><tr><td>Season</td><td>32-7</td><td>3.2</td><td>3.7</td><td>0.9</td><td>19.2</td></tr><tr><td>Career</td><td>45-7</td><td>2.6</td><td>3.0</td><td>0.8</td><td>15.6</td></tr></table>		GP-GS	PPG	RPG	APG	MPG	Season	32-7	3.2	3.7	0.9	19.2	Career	45-7	2.6	3.0	0.8	15.6	<ul style="list-style-type: none">Only player returning to court this season to appear in all 32 gamesPulled down 11 rebounds at Texas A&M, a career-highDominated vs. Mizzou for a career-high 17 points (5-for-6 from 3-point)Does whatever the team needs on the courtStarted in four straight games midway through SEC playAveraged 3.2 points and 3.7 rebounds per game last season
	GP-GS	PPG	RPG	APG	MPG																	
Season	32-7	3.2	3.7	0.9	19.2																	
Career	45-7	2.6	3.0	0.8	15.6																	
13		Sasha Goforth R-So. G 1L 6-1 Fayetteville, Ark. Oregon State Major: Human Development and Family Sciences	<table><tr><th></th><th>GP-GS</th><th>PPG</th><th>RPG</th><th>APG</th><th>MPG</th></tr><tr><td>Season</td><td>32-32</td><td>11.5</td><td>4.8</td><td>1.4</td><td>29.5</td></tr><tr><td>Career</td><td>52-52</td><td>11.5</td><td>4.3</td><td>1.5</td><td>29.5</td></tr></table>		GP-GS	PPG	RPG	APG	MPG	Season	32-32	11.5	4.8	1.4	29.5	Career	52-52	11.5	4.3	1.5	29.5	<ul style="list-style-type: none">Won't see the floor this season, as she will be taking a step away from basketball and redshirtingOnly Hog to start all 32 games last seasonOne of four players who averaged double digits in scoring, logging 11.5 points and 4.8 boards per gameLed the team with 66 blocks, third most in program historyHighly recruited player out of Fayetteville HS, No. 7 nationally
	GP-GS	PPG	RPG	APG	MPG																	
Season	32-32	11.5	4.8	1.4	29.5																	
Career	52-52	11.5	4.3	1.5	29.5																	
15		Ashlyn Sage R-Fr. G 1L 6-2 Weatherford, Okla. Weatherford Major: Psychology	<table><tr><th></th><th>GP-GS</th><th>PPG</th><th>RPG</th><th>APG</th><th>MPG</th></tr><tr><td>Season</td><td>15-0</td><td>1.2</td><td>0.8</td><td>0.1</td><td>5.2</td></tr><tr><td>Career</td><td>15-0</td><td>1.2</td><td>0.8</td><td>0.1</td><td>5.2</td></tr></table>		GP-GS	PPG	RPG	APG	MPG	Season	15-0	1.2	0.8	0.1	5.2	Career	15-0	1.2	0.8	0.1	5.2	<ul style="list-style-type: none">Will redshirt this seasonStarted out collegiate career with a bang, going 2-of-2 from beyond the arc for six points vs. Tarleton StateLogged career-high 12 minutes against AuburnPlayed 15 games off the bench, seven of those SEC gamesNo. 84 overall recruit in Premier Basketball's 2021 rankings
	GP-GS	PPG	RPG	APG	MPG																	
Season	15-0	1.2	0.8	0.1	5.2																	
Career	15-0	1.2	0.8	0.1	5.2																	
20		Karley Johnson Fr. G FR 5-9 Mustang, Okla. Mustang Major: Undecided	<table><tr><th></th><th>GP-GS</th><th>PPG</th><th>RPG</th><th>APG</th><th>MPG</th></tr><tr><td>Season</td><td>-</td><td>-</td><td>-</td><td>-</td><td>-</td></tr><tr><td>Career</td><td>-</td><td>-</td><td>-</td><td>-</td><td>-</td></tr></table>		GP-GS	PPG	RPG	APG	MPG	Season	-	-	-	-	-	Career	-	-	-	-	-	<ul style="list-style-type: none">Only signee in fall classTabbed a 2022 McDonald's All-American nomineeAs a senior at Mustang HS, averaged 12.3 points, 4.3 rebounds and 3.1 assists per gameOnly needed two years to surpass 1,000 points in HS careerOne of the top players at taking charges in Oklahoma
	GP-GS	PPG	RPG	APG	MPG																	
Season	-	-	-	-	-																	
Career	-	-	-	-	-																	
21		Loren Lindsey Fr. G FR 5-11 Fayetteville, Ark. Fayetteville Major: Finance	<table><tr><th></th><th>GP-GS</th><th>PPG</th><th>RPG</th><th>APG</th><th>MPG</th></tr><tr><td>Season</td><td>15-0</td><td>1.2</td><td>0.8</td><td>0.1</td><td>5.2</td></tr><tr><td>Career</td><td>15-0</td><td>1.2</td><td>0.8</td><td>0.1</td><td>5.2</td></tr></table>		GP-GS	PPG	RPG	APG	MPG	Season	15-0	1.2	0.8	0.1	5.2	Career	15-0	1.2	0.8	0.1	5.2	<ul style="list-style-type: none">Local standout player out of Fayetteville HSTabbed to the All Conference 6A West All-Defensive TeamNamed Northwest Arkansas Democrat Gazette Player of the Week (2/2/22)Led team to state semifinals in 2020 with 55-53 win and the championship game was not played due to Covid-19
	GP-GS	PPG	RPG	APG	MPG																	
Season	15-0	1.2	0.8	0.1	5.2																	
Career	15-0	1.2	0.8	0.1	5.2																	
22		Avery Hughes Sr. G 3L 5-7 Bentonville, Ark. Bentonville Major: Nursing	<table><tr><th></th><th>GP-GS</th><th>PPG</th><th>RPG</th><th>APG</th><th>MPG</th></tr><tr><td>Season</td><td>14-0</td><td>0.1</td><td>0.1</td><td>0.1</td><td>2.7</td></tr><tr><td>Career</td><td>35-0</td><td>0.9</td><td>0.1</td><td>0.3</td><td>3.8</td></tr></table>		GP-GS	PPG	RPG	APG	MPG	Season	14-0	0.1	0.1	0.1	2.7	Career	35-0	0.9	0.1	0.3	3.8	<ul style="list-style-type: none">Former walk-on, earned a scholarship prior to 2021-22 seasonAppeared in 12 games last seasonMade a free throw vs. KentuckyBest game of career came in 2020-21 vs. UAPB where she dropped two 3-pointersBentonville HS's second leading scorer
	GP-GS	PPG	RPG	APG	MPG																	
Season	14-0	0.1	0.1	0.1	2.7																	
Career	35-0	0.9	0.1	0.3	3.8																	
24		Jersey Wolfenbarger So. F 1L 6-5 Fort Smith, Ark. Northside Major: Psychology	<table><tr><th></th><th>GP-GS</th><th>PPG</th><th>RPG</th><th>APG</th><th>MPG</th></tr><tr><td>Season</td><td>30-23</td><td>7.5</td><td>4.3</td><td>1.1</td><td>22.2</td></tr><tr><td>Career</td><td>30-23</td><td>7.5</td><td>4.3</td><td>1.1</td><td>22.2</td></tr></table>		GP-GS	PPG	RPG	APG	MPG	Season	30-23	7.5	4.3	1.1	22.2	Career	30-23	7.5	4.3	1.1	22.2	<ul style="list-style-type: none">Named to SEC All-Freshman TeamRecorded two double-doubles as a freshman, started in all SEC gamesMatched a career-best 16 points vs. UCANo. 7 overall recruit and No. 1 wing player in the ESPN HoopGurlz 2021 recruiting rankings at the time of her signingArkansas' first McDonald's All-American signee since 2016
	GP-GS	PPG	RPG	APG	MPG																	
Season	30-23	7.5	4.3	1.1	22.2																	
Career	30-23	7.5	4.3	1.1	22.2																	
30		Maryam Dauda R-Fr. F FR 6-4 Bentonville, Ark. Bentonville Major: International Business	<table><tr><th></th><th>GP-GS</th><th>PPG</th><th>RPG</th><th>APG</th><th>MPG</th></tr><tr><td>Season</td><td>-</td><td>-</td><td>-</td><td>-</td><td>-</td></tr><tr><td>Career</td><td>-</td><td>-</td><td>-</td><td>-</td><td>-</td></tr></table>		GP-GS	PPG	RPG	APG	MPG	Season	-	-	-	-	-	Career	-	-	-	-	-	<ul style="list-style-type: none">Sat out during 2021-22 season recovering from ACL injury13th-ranked player and top post player in the ESPN HoopGurlz 2021 recruiting class at her time of signingConsensus five-star recruit and McDonald's All-AmericanNaismith High School Player of the Year Semifinalist following senior year
	GP-GS	PPG	RPG	APG	MPG																	
Season	-	-	-	-	-																	
Career	-	-	-	-	-																	
34		Chrissy Carr R-Sr. G TR 6-1 Eden Prairie, Minn. Syracuse Major: Operations Management	<table><tr><th></th><th>GP-GS</th><th>PPG</th><th>RPG</th><th>APG</th><th>MPG</th></tr><tr><td>Season</td><td>29-29</td><td>11.7</td><td>4.6</td><td>1.3</td><td>30.3</td></tr><tr><td>Career</td><td>115-113</td><td>11.4</td><td>4.6</td><td>1.4</td><td>29.8</td></tr></table>		GP-GS	PPG	RPG	APG	MPG	Season	29-29	11.7	4.6	1.3	30.3	Career	115-113	11.4	4.6	1.4	29.8	<ul style="list-style-type: none">Comes to Arkansas w/ most collegiate experience (4 years)Has tallied 64 double-digit scoring games in her careerAcross four seasons, has started in all but two games in her careerWas third on team in scoring (11.7 PPG) at SyracuseBest game came against TCU junior year at Kan. St. with 31 pointsHas 13 20+ point games in her career
	GP-GS	PPG	RPG	APG	MPG																	
Season	29-29	11.7	4.6	1.3	30.3																	
Career	115-113	11.4	4.6	1.4	29.8																	
43		Makayla Daniels Sr. G 3L 5-8 Frederick, Md. Frederick Major: Recreation & Sport Management	<table><tr><th></th><th>GP-GS</th><th>PPG</th><th>RPG</th><th>APG</th><th>MPG</th></tr><tr><td>Season</td><td>28-28</td><td>14.0</td><td>5.3</td><td>2.8</td><td>30.2</td></tr><tr><td>Career</td><td>88-88</td><td>11.5</td><td>3.3</td><td>2.5</td><td>26.9</td></tr></table>		GP-GS	PPG	RPG	APG	MPG	Season	28-28	14.0	5.3	2.8	30.2	Career	88-88	11.5	3.3	2.5	26.9	<ul style="list-style-type: none">Leading returning scorer (14.0) and rebounder (5.3) from 2021-22 teamSurpassed 1,000-point mark in Utah game, 31st Hog to do soHad 17 double-digit scoring affairs last seasonRecorded first career double-double against Mizzou in the SECT (13p-14r)Only player on roster to start in all collegiate game appearances
	GP-GS	PPG	RPG	APG	MPG																	
Season	28-28	14.0	5.3	2.8	30.2																	
Career	88-88	11.5	3.3	2.5	26.9																	
55		Emrie Ellis So. F 1L 6-3 Vanoss, Okla. Vanoss Major: Exercise Science	<table><tr><th></th><th>GP-GS</th><th>PPG</th><th>RPG</th><th>APG</th><th>MPG</th></tr><tr><td>Season</td><td>27-0</td><td>2.9</td><td>2.1</td><td>0.6</td><td>10.9</td></tr><tr><td>Career</td><td>27-0</td><td>2.9</td><td>2.1</td><td>0.6</td><td>10.9</td></tr></table>		GP-GS	PPG	RPG	APG	MPG	Season	27-0	2.9	2.1	0.6	10.9	Career	27-0	2.9	2.1	0.6	10.9	<ul style="list-style-type: none">Played in 27 games during her freshman seasonTallied five blocks against UAPB, which was the most by a freshman Hog since 2014Best game came against Auburn with 11 points and five boards in 27 minutesNo. 48 overall recruit in ASGR's 2021 recruiting rankings
	GP-GS	PPG	RPG	APG	MPG																	
Season	27-0	2.9	2.1	0.6	10.9																	
Career	27-0	2.9	2.1	0.6	10.9																	
HC		Mike Neighbors Sixth season, 10th overall Alma Mater: Arkansas '93	Career: 194-105 (10th) AR: 96-64 (6) <ul style="list-style-type: none">Close to century marks in winsProud Arkansas native	<div>AHC</div> <div>AC</div> <div> Todd Schaefer Sixth Season</div> <div> Pauline Love Fourth Season</div> <div> Lacey Goldwire Fourth Season</div>																		