



RAZORBACKS®

2022-23 Women's Basketball Game Notes

Kylie Magar | Assistant Director, Communications
E: kmagar@uark.edu | ArkansasRazorbacks.com

2022-23 SCHEDULE

Date	Opponent	Time	TV/RESULT
Nov. 2	vs. UAFS (exhibition)	7 PM	W, 92-62
Nov. 7	at UAPB	6 PM	UAPB Sports Net.
Nov. 11	Central Arkansas	10:30 AM	SECN+
Nov. 14	Tulsa	7 PM	SECN+
Nov. 17	Kent State	7 PM	SECN+
Nov. 20	at Little Rock	1 PM	ESPN+
Nov. 24	Northern Arizona	5:45 PM	ESPN3
Nov. 25	Clemson	8 PM	ESPN3
Nov. 26	Kansas State	8 PM	ESPN3
Dec. 1	Troy	7 PM	SECN+
Dec. 4	Oral Roberts	2 PM	SECN+
Dec. 8	Lamar	7 PM	SECN+
Dec. 11	Arkansas State	3 PM	SECN
Dec. 17	at Creighton	1 PM	FloHoops
Dec. 20	Oregon+	3 PM	FloHoops
Dec. 21	Ohio State or USF+	3/5:30 PM	FloHoops
Dec. 29	LSU*	6 PM	ESPN2/SECN
Jan. 1	at Kentucky*	1 PM	SECN+
Jan. 5	Florida*	7 PM	SECN+
Jan. 8	at Missouri*	2 PM	SECN+
Jan. 16	Vanderbilt*	6 PM	SECN
Jan. 19	at LSU*	8 PM	SECN
Jan. 22	at South Carolina*	2 PM	ESPN2/SECN
Jan. 26	Alabama*	6 PM	SECN
Jan. 29	Ole Miss*	4 PM	SECN
Feb. 5	at Auburn*	2 PM	SECN
Feb. 9	at Vanderbilt*	8 PM	SECN
Feb. 12	Missouri*	2 PM	SECN+
Feb. 16	Tennessee*	6 PM	SECN
Feb. 19	at Georgia*	11 AM	ESPN2/SECN
Feb. 23	at Mississippi State*	8 PM	SECN
Feb. 26	Texas A&M*	11 AM	ESPN2/SECN

*-SEC Contest

\$-Paradise Jam (St. Thomas, U.S. Virgin Islands)

+ -San Diego Invitational (San Diego, Calif.)

1 ARKANSAS AT UAPB | H.O. CLEMMONS ARENA | NOV. 7 | UAPB SPORTS NETWORK

Arkansas
Razorbacks



VS.



UAPB
Golden Lions

Record 0-0
Conference Record 0-0
AP Poll RV (3)
USA Today Coaches Poll RV (2)
Head Coach Mike Neighbors
HC Record at UofA (Yrs) 96-64 (6th season)
HC Career Record (Yrs) 194-105 (10th season)
Record vs. UAPB 2-0

Record 0-0
Conference Record 0-0
AP Poll N/A
USA Today Coaches Poll N/A
Head Coach Dawn Thornton
HC Record at UAPB (Yrs) 23-56 (4th season)
HC Career Record (Yrs) 71-126 (8th season)
Record vs. UofA 0-2

LAST STARTING 5



#43 MAKAYLA DANIELS

Sr. | G | 5-8 | Frederick, Md.

PPG RPG APG MPG
14.0 5.3 2.8 30.1

Stats from 2021-22



#2 SAMARA SPENCER

So. | G | 5-7 | Fort Lauderdale, Fla.

PPG RPG APG MPG
12.2 3.7 3.1 30.1

Stats from 2021-22



#0 SAYLOR POFFENBARGER

R-Fr. | F | 6-2 | Middletown, Md.

PPG RPG APG MPG
0.0 0.0 0.0 0.0

Sat out 2021-22



#34 CARISSA CARR

R-Sr. | G | 6-1 | Edern Prairie, Minn.

PPG RPG APG MPG
11.7 4.6 1.3 30.3

Stats from 2021-22 at Syracuse



#4 ERYNN BARNUM

R-Sr. | F | 6-2 | Little Rock, Ark.

PPG RPG APG MPG
7.6 4.8 0.8 17.5

Stats from 2021-22

SNAPSHOT:

- Leading returning scorer & rebounder
- Led team in exhibition w/ 21 points & 9 rebounds
- Reached 1,000-point mark in final game last season at the NCAA Tournament
- Has started in all 88 career collegiate games

SNAPSHOT:

- Tabbled the 2022 SEC Freshman of the Year
- Delivered 15 points in exhibition
- Led team in assists and third on team in scoring
- Racked 20 double-digit scoring games and three 20+ point contests

SNAPSHOT:

- Transfer from UConn
- Had six points, six rebounds and four assists in exhibition vs. UAFS
- Third-year college freshman

SNAPSHOT:

- Graduate transfer by way of Syracuse & K-State
- Tallied five points & five rebounds in exhibition
- Has started in 113 of 115 collegiate games
- Earned 64 double-digit scoring games and three double-doubles in her career

SNAPSHOT:

- Katrina McClain Preseason Watch List
- Double-doubled (14 p, 11 r) in exhibition
- Has 18 double-digit scoring games in career
- Played in 77 games with 10 starts in career

FOLLOW, WATCH & LISTEN



@RAZORBACKWBB

TV: UAPB Sports Network

Razorback Sports Network from IMG (Radio)

Phil Elson - <http://143.223.155.160/audio>
Fayetteville - KQSM-FM-92.1 /// KYNG-AM - 1590*
Fort Smith - KFPW-AM-1230 /// KHGG-AM-1580



NEIGHBORHOOD WATCH

→ The Razorbacks were projected to finish fourth in the SEC Preseason Media Poll and tied for fifth in the SEC Preseason Coaches Poll. **Makayla Daniels** represents Arkansas on the Preseason Second Team (coaches poll)

→ In his sixth season at the helm of his alma matter, head coach **Mike Neighbors** is looking to continue the positive momentum he has built. With **Neighbors** in charge, the Hogs are coming off back-to-back NCAA Tournament appearances (should be back-to-back-to-back had the COVID-19 pandemic have not cancelled the 2020 tournament), four consecutive winning seasons and a top 25 recruiting class from 2021

→ The Hogs went 18-14 in 2021-22 with a 7-9 SEC mark, which led to an eight-place finish in the SEC

→ Arkansas returns three starters and eight Hogs who saw time on the court last year. **Maryam Dauda** and **Saylor Poffenbarger** will make their Arkansas debuts after sitting out in 2021-22. The team welcomes **Chrissy Carr** (graduate transfer by way of Kansas State and Syracuse), **Karley Johnson** (true freshman out of Oklahoma) and **Loren Lindsey** (local product who joined the team as a walk on)

→ Coming off a bid to the 2022 NCAA Tournament, the Hogs were the No. 10 seed in the Spokane Regional, falling to Utah in the opening round, 92-69. Arkansas' would-be three straight years in the NCAA Tournament (if we count 2020) marks the second time in program history the program has gone dancing in three straight years

→ Arkansas' leading returning scorer and rebounder is **Daniels**, who enters her fourth season. She averaged 14.0 points and 5.3 rebounds per game

→ **Samara Spencer** was the 2022 SEC Freshman of the Year and earned a spot on the All-Freshman Team. Her 96 assists led the team and all freshmen in the SEC, while she was one of four double-digit scorers on the squad with 12.2 points per game

→ **Jersey Wolfenbarger** joined **Spencer** on the SEC All-Freshman Team after playing a steady role in the starting rotation, mostly out of position. She averaged 7.5 points and 4.3 rebounds per game and tallied 27 blocks last season

→ **Erynn Barnum** was one of 20 power forwards named to the Katrina McClain Preseason Watch list, making her way to the court for her fourth season

HEADLINERS

→ This is Arkansas women's basketball's first trip to Pine Bluff

→ The Razorbacks are opening the season with a true road contest for the first time since 2006 when the Hogs started the year at Clemson (75-69 win). It is the first time since 2011, the team has opened away from Bud Walton (68-60 loss to Minnesota at the WBI Tipoff Classic)

→ Arkansas starting on Nov. 7 is the earliest the Razorbacks have ever started its season

SCOUTING UAPB

ABOUT THE GOLDEN LIONS

→ UAPB finished last season 13-16, 9-9 in Southwestern Athletic Conference play. The Golden Lions dropped to Jackson State in the tournament's quarterfinals, 78-67

→ The leading returning scorer is **Zaay Green**, a 2018 McDonald's All-American and Tennessee/Texas A&M transfer. In her first season at UAPB, she averaged 15.8 points and 7.8 rebounds per game while dishing out 126 assists and 54 steals, both categories she led the team in. She was also SWAC Newcomer of the Year and First Team All-Conference

→ Coach **Dawn Thornton** has done great work in the transfer portal, bringing in former five-star recruits and Power Five players. Highlighting the 2022-23 roster is Georgia transfer **Maori Davenport** who was among 30 young women who accepted an invitation to participate in the 2019 USA Women's U19 World Cup Team trials

ABOUT THE HEAD COACH

→ Coach **Thornton**, or Diva Coach, is approaching her fourth season at the helm in Pine Bluff. She has compiled a 23-56 record at UAPB with last year seeing a 10-win improvement (3-18 in 2020-21 versus 13-16 in 2021-22)

→ Previous head coaching stops are Shorter (7-19 record in 2017-18) and Prairie View (41-51 record from 2013-17)

→ At Prairie View, she led program to its fourth consecutive SWAC Tournament title and an NCAA Tournament berth in 2014. She was also honored as the HBCU Digest Female Coach of the Year

NEIGHBORS' TWEET WHEN THE MATCHUP WAS SCHEDULED

→ "A historic trip to Pine Bluff to open the season!! Coach Thornton is building an SEC like roster at our system/sister school in a basketball loving city. It will be an amazing atmosphere for us to tip the 2022-23 non-conference slate."

SERIES HISTORY OF UAPB VS. ARKANSAS

→ The Hogs have a 2-0 advantage going into the season-opening game

→ This contest marks the first time ever this matchup has been played at UAPB with the prior two taking place at Bud Walton

BENCHMARK PERFORMANCES

10+ POINTS	19-20	20-21	21-22	22-23	TOT
Makayla Daniels	12	19	19		50
Samara Spencer	-	-	20		20
Erynn Barnum	4	9	6		19
Jersey Wolfenbarger	-	-	12		12
Emrie Ellis	-	-	1		1
Rylee Langerman	-	0	1		1

20+ POINTS	19-20	20-21	21-22	22-23	TOT
Makayla Daniels	2	1	5		8
Samara Spencer	-	-	3		3

30+ POINTS	19-20	20-21	21-22	22-23	TOT
Makayla Daniels	0	0	2		2

5+ 3-POINTERS	19-20	20-21	21-22	22-23	TOT
Makayla Daniels	1	0	1		2
Samara Spencer	-	-	1		1
Rylee Langerman	-	0	1		1

50% FG (8 ATT.)	19-20	20-21	21-22	22-23	TOT
Makayla Daniels	4	3	10		17
Erynn Barnum	3	6	3		12
Samara Spencer	-	-	8		8
Jersey Wolfenbarger	-	-	6		6
Rylee Langerman	-	0	1		1

10+ REBOUNDS	19-20	20-21	21-22	22-23	TOT
Erynn Barnum	1	1	1		3
Jersey Wolfenbarger	-	-	2		2
Makayla Daniels	0	0	1		1
Rylee Langerman	-	0	1		1

15+ REBOUNDS	19-20	20-21	21-22	22-23	TOT
--------------	-------	-------	-------	-------	-----

5+ ASSISTS	19-20	20-21	21-22	22-23	TOT
Makayla Daniels	3	2	6		11
Samara Spencer	-	-	5		5

3+ BLOCKS	19-20	20-21	21-22	22-23	TOT
Erynn Barnum	3	1	0		4
Emrie Ellis	-	-	2		2
Jersey Wolfenbarger	-	-	2		2

5+ STEALS	19-20	20-21	21-22	22-23	TOT
Makayla Daniels	4	1	1		6
Erynn Barnum	0	0	2		2
Rylee Langerman	-	0	1		1
Samara Spencer	-	-	1		1

DOUBLE-DOUBLES	19-20	20-21	21-22	22-23	TOT
Erynn Barnum	1	1	0		2
Jersey Wolfenbarger	-	-	2		2
Makayla Daniels	0	0	1		1

Stat Comparison

UA	UAPB
73.6.....	Scoring.....68.6
66.5.....	Opp. Scoring.....67.9
.408.....	FG %......388
.396.....	Def. FG%......395
.319.....	3-pt. %......282
8.1.....	3-pt./gm......5.3
.671.....	FT%......698
37.8.....	Reb./gm......40.9
12.5.....	Assists/gm......13.9
11.1.....	TO/gm......15.6
+4.5.....	TO Margin.....+1.1
7.4.....	Steals/gm......8.0
5.0.....	Blocks/gm......3.1

2022-23 SOUTHEASTERN CONFERENCE STANDINGS

	Conference				Overall					
	W-L	Pct.	H	A	W-L	Pct.	H	A	N	Strk
South Carolina [^]	15-1	.938	8-0	7-1	35-2	.946	16-0	9-1	10-1	W6
LSU	13-3	.813	7-1	6-2	26-6	.813	15-3	7-2	4-1	L1
Tennessee	11-5	.688	7-1	4-4	25-9	.735	16-2	6-5	3-2	L1
Ole Miss	10-6	.625	4-4	6-2	23-9	.719	10-5	9-2	4-2	L2
Florida	10-6	.625	4-3	6-2	21-11	.656	10-4	7-4	4-3	L2
Georgia	9-7	.563	4-4	4-3	21-10	.677	11-5	7-4	3-1	L1
Kentucky [%]	8-8	.500	4-4	4-4	19-12	.613	11-5	4-6	4-1	L1
Arkansas	7-9	.438	4-4	4-5	18-14	.563	12-5	4-7	2-2	L2
Missouri	7-9	.438	4-4	3-5	18-13	.581	11-5	6-7	1-1	L2
Mississippi State	6-10	.375	4-4	2-6	15-14	.517	11-5	3-7	1-2	L6
Alabama	6-10	.375	3-5	3-5	20-14	.588	12-6	6-6	2-2	L1
Texas A&M	4-12	.250	3-5	1-7	14-15	.483	10-6	1-8	3-1	L6
Vanderbilt	4-12	.250	4-4	0-8	16-19	.457	13-5	1-11	2-3	L1
Auburn	2-14	.125	2-6	0-8	10-18	.357	8-7	2-10	0-1	L3

[^] -SEC Champion & NCAA Champion; [%] -SEC Tournament Champion

2022-23 SEC Preseason Media Poll	2022-23 SEC Preseason Coaches' Poll
1. South Carolina	1. South Carolina
2. Tennessee	2. Tennessee
3. LSU	3. LSU
4. Arkansas	4. Alabama
5. Ole Miss	T5. Arkansas
6. Florida	T5. Mississippi State
7. Kentucky	7. Florida
8. Mississippi State	8. Ole Miss
9. Georgia	9. Georgia
10. Alabama	10. Kentucky
11. Texas A&M	11. Texas A&M
12. Missouri	12. Missouri
13. Auburn	13. Auburn
14. Vanderbilt	14. Vanderbilt

- After a nearly 40-year ban of Arkansas schools being able to play one another in athletic events, the two team's first meeting came in 2020 with an 86-72 win for the Hogs
- Last year's game vs. UAPB results in a 96-53 win for the Razorbacks. Five players reached double digits in scoring, led by **Jersey Wolfenbarger's** 15 points and seven boards **Erynn Barnum's** 15 points and six rebounds. **Samara Spencer** added 14 points and four assists
- The team shot 31-for-75 for 41.3 field goal percentage and 13-for-43 (30.2) from beyond the arc

LAST TIME OUT

- The Razorbacks took down UAfs, 92-62, in the team's lone exhibition last Wednesday at Bud Walton Arena
- Arkansas saw five players in double digits
- **Makayla Daniels** led Arkansas with 21 points off 6-of-8 from the field with nine rebounds. She also drew 10 fouls
- **Jersey Wolfenbarger** and **Maryam Dauda** were big off the bench. **Wolfenbarger** tallied 17 points and five rebounds, while **Dauda** had 13 points, eight rebounds and three assists
- **Erynn Barnum** double-doubled with 14 points and 11 rebounds
- **Rylee Langerman** hustled like always with nine rebounds and four steals
- **Saylor Poffenbarger** led the team with four assists
- The Razorbacks had 80 shot attempts and 11 3-pointers

AN ARKANSAS WIN MEANS...

- Open the season 1-0 for the 11th straight year. The Hogs have won all season-opening games since 2012 and 27 of the last 29
- Arkansas earns its first win in Pine Bluff
- Mike Neighbors will improve his season-opening record as a head coach to 8-2
- Neighbors will extend his season-opening winning streak to eight

MAK ATTACK

- **Makayla Daniels** has started in all 88 career games she has appeared in at Arkansas, even as a true freshman
- She has earned a spot on the SEC Preseason Second Team, her first recognition by the league since she was SEC Freshman of the Week in 2019-20
- Coming off last season having averaged 14.0 points and a team-leading 5.3 rebounds per game in the guard spot. **Daniels** also averaged 2.9 assists and 1.8 steals per game
- Became the 31st member of the 1,000-point club at Arkansas by getting it done versus Utah early in that game of the NCAA Tournament
- Scored two 30-point games last season (32 vs. Cal and 34 vs. Creighton) to join Chelsea Dungee, Alexis Tolefree and Shameka Christon as the only Hogs with multiple 30+ point games in the same season since 2000
- Leading returning scorer and rebounder from last season
- Has played the most games in an Arkansas uniform out of the team

DO THEY GIVE OUT SEC SOPHOMORE OF THE YEAR?

- **Samara Spencer** is coming off an exceptional first year of collegiate ball, being named SEC Freshman of the Year, a first for Arkansas since 2009 when C'eira Ricketts won it
- **Spencer** averaged 12.2 points, 3.7 rebounds, 3.1 assists, 1.2 steals and 30.1 minutes per game last season
- Led the team with 96 total assists
- Four-time SEC Freshman of the Week and tabbed to All-SEC Freshman Team
- Logged 20 games in double figures, three of which were 20+-point performances
- Scored a career-best 22 points and seven rebounds at Missouri and finished the season at the NCAA Tournament versus Utah with 18 points, five rebounds and three dimes

TAKING ONE FOR THE TEAM

→ Being told to play in position you have never played before is quite tough, especially as a freshman in college, but **Jersey Wolfenbarger** handled that task with ease

→ **Wolfenbarger** played down low in just about every start last season, setting her up to play against some of the best bigs in the country, including Aliyah Boston (South Carolina), Jenna Staiti (Georgia) and Tamari Key (Tennessee), but that didn't stop her production

→ She averaged 7.6 points, 4.3 rebounds and 0.9 blocks per game, while being named to the All-SEC Freshman Team

→ Double-doubled twice last season with 12 points and 11 rebounds at Missouri and 12 points and 10 boards at Texas A&M

→ In her final eight regular season games, averaged 10.6 points and 6.3 rebounds per game

→ Was on fire in Little Rock against Central Arkansas, with 16 points off 7-of-8 shooting

→ High school accolades: McDonald's All-American, two-time Arkansas Gatorade Player of the Year, No. 7 overall recruit in the country and No. 1 wing player in ESPN HoopGurlz, Naismith HS Player of the Year and FIBA U19 World Cup medalist

THE GLUE

→ **Rylee Langerman** has easily become a fan favorite among the Hog faithful

→ Her hustle and energy are staples to her game, and she is the glue that holds the team together

→ **Langerman** was named to the 2022 SEC Community Service Team. She is a role model in the NWA community and beyond, as well as a positive light to those also affected by Alopecia

→ A lot of the time, **Langerman's** stats don't show up in the box score, but if there's a loose ball, a ball going out of bounds or a tie-up, you can bet that she's involved

→ Averaged 3.2 points and 3.7 rebounds across 19.2 minutes per game last season

→ Her tie-up against Auburn late helped the Hogs win it at the buzzer

WAIT WILL BE WORTH IT

→ **Maryam Dauda** and **Saylor Poffenbarger** will be making their Arkansas debuts after sitting out last season

→ **Dauda** is primed to be one of the top bigs in the SEC. She was the 13th ranked player in the country in ESPN HoopGurlz 2021 rankings, a McDonald's All-American and consensus five-star recruit

→ **Dauda** will be primed for a big year after recovering from an ACL injury last season

→ **Poffenbarger** joined the team midway through last year after transferring from UConn. She was the No. 30th-ranked recruit in the 2021 class

→ **Poffenbarger** played in 12 games at UConn and appeared in the NCAA Tournament for the Huskies

WATCH LIST SZN

→ **Erynn Barnum** was named to the Katrina McClain Award Preseason Watch List as one of 20 power forwards in the country to do so

→ She is the first Arkansas player to be a candidate for this particular award and the first

WHAT'S HE SAYIN'?

Trying to figure out what Coach Neighbors is saying on the bench? Don't worry – he has a language all his own.

Coach Neighbors plays Positionless Basketball. Instead of having guards, forwards and centers, he has Rabbits, Rackers, Locks and Dragons.



Rabbits run the floor and look to score quickly with a layup.



Rackers bring the ball up the floor, and are trying to get to the rack.



Locks, generally good three-point shooters, are trying to win the race to the corners.



The Dragon is the last player down the court, dragging behind the others.

Razorback on a preseason watch list since prior to the 2020-21 season

VETERAN PRESENCE

→ The team has three players who have been on the team for 4+ years

→ **Erynn Barnum** is the longest tenured Razorback, approaching her fifth year on the team (redshirted in 2018-19)

→ **Barnum** is coming off last season having averaged 7.6 points and 4.8 rebounds per game. She started in 10 of 22 games, missing a large chunk due to injury

→ The Little Rock native tallied career-high 18 points with nine boards vs. SMU last season. She has logged 8+ rebounds in 11 games

→ Expect to see more minutes from **Avery Hughes** this season. A former walk-on, she earned a scholarship ahead of last season. She became the first walk-on for **Coach Neighbors** and staff at Arkansas

→ **Hughes** appeared in 14 games last season, 35 overall in her career. She is known for being one of the hardest workers on the team

→ **Makayla Daniels** is of course the other four-year player on the team

SE OKLAHOMA'S BEST KEPT SECRET

→ Last year's freshmen class featured **Emrie Ellis** (Vanoss), who is capable of putting up triple-double type numbers

→ **Ellis** saw a lot of time on the court as a rookie, appearing off the bench in 27 games to average 2.9 points, 2.1 rebounds, 0.8 blocks and 10.8 minutes per game

→ Her career-best game came when the team needed her the most against Auburn, tallying 11 points and five boards in the thrilling win

→ Blocked five shots against UAPB, marking the most in a single game as a freshman since 2014

TRANSFER PORTAL JACKPOT

→ **Chrissy Carr** is coming into her final

OUR RECORD WHEN ...

Overall	18-14
Home / Away / Neutral	12-5/4-7/2-2
SEC	7-9
Home / Away	4-4/3-5
White Uniforms	14-6
Cardinal Uniforms	3-7
Anthracite Uniforms	1-1

LEADS/QUARTERS/HALFTIME/OT

Leading after the 1st quarter	10-3
Leading after the 2nd quarter/Half	14-3
Leading after the 3rd quarter	11-2
Leading at the half, home	10-0
Leading at the half, road/neutral	4-3
Tied at the half, home	1-0
Tied at the half, road/neutral	0-0
Games decided by 5 points or fewer	2-3
Games decided by 10 points or fewer	6-8
Leading with 5:00 left	16-0
Leading with 2:00 left	16-2
Overtime games	1-1

OFFENSE

Scoring less than 70 points	4-11
Scoring 70-79 points	2-1
Scoring 80-89 points	7-2
Scoring 90-99 points	5-0
Scoring 100+ points	0-0
2 Players Or Less in Double Figures	1-7
3 Players in Double Figures	4-4
4 Players in Double Figures	6-3
5 Players in Double Figures	4-0
5+ Players in Double Figures	3-0
When shooting 50 percent or higher	4-0
When shooting less than 50 percent	14-14

REBOUNDING/TURNOVERS

When outrebounding opponent	10-1
When outrebounded	7-13
When rebounds are even	1-0
When grabbing 10+ offensive reb	14-10
When forcing 15+ turnovers	12-6
When committing less than 15 turnovers	16-11
When committing 15+ turnovers	2-3

Top Scorers (Includes Ties)

Daniels	TSU, ASU, UCF, Cal, JSU, CREIGH, SC, UGA
Barnum	UAPB, SMU, BEL
Eaton	UAPB
Ramirez	UConn, Sam Houston, LR, Tenn, MIZ, Bama, LSU, @ Tenn, AUB, @ MIZ, UK, vs. MIZ, vs. Utah
Goforth	LR, UCA, Vandy, @ MSU
Spencer	MSU, @ A&M, @ UF, @ OM, vs. SC

Top Rebounders (Includes Ties)

Daniels	TSU, ASU, UCF, MIZ, SC, vs. MIZ, vs. SC
Barnum	TSU, UConn, SMU, Belmont, UCF, AUB, Utah
Eaton	UAPB
Goforth	Sam Houston, JSU, CREIGH, Vandy, MSU, UK
Oberg	LR
Langerman	UCA, @ A&M
Ramirez	Tenn, Bama, @ Tenn, @ UF, @ MSU
Spencer	Tenn
Wolfenbarger	LSU, @ MIZ, @ OM, UGA

Months

November	6-1
December	4-2
January	4-4
February	3-5
March	1-2

season of collegiate basketball having started in 113 of 115 games played at Kansas State
 → An overall well-rounded player, **Carr** can shoot, attack the basket to get to her midrange, rebound and defend. Along with her leadership, she will be able to pick up a lot of what was lost from **Sasha Goforth** absence
 → She has averaged double digits, or near to it, all four years thus far. After averaging 9.8 PPG as a freshman and sophomore at Kansas State, **Carr** tallied a career-high 15.2 points and 4.9 rebounds per game as a junior. Coming off her senior year at Syracuse, Carr averaged 11.7 points and 4.6 boards per game and led the team in 3-pointers (60), while shooting 36.3 percent from deep

THE FRESHIES

→ The Razorbacks welcome two true freshmen to the mix
 → **Karley Johnson** was the lone member of the fall signing class and knew from the moment she stepped on the court here for a camp in eighth grade she wanted to be a Hog
 → **Johnson** is McDonald's All-American nominee, four-time Oklahoman's Super 5 Honorable Mention choice and averaged 12.3 points per game
 → Coach **Neighbors** has mentioned how Johnson seems to always be on teams that win
 → **Loren Lindsey** is a 5-11 guard and local product by way of Fayetteville High School. She joins the team as a walk-on
 → **Lindsey** was tabbed to the 6A West All-Defensive Team and the Farm Bureau Player of the Week for the month this past January

BACKCOURT MATES

→ **Samara Spencer** and **Makayla Daniels** notes can be categorized as one of the top point guard duos in the country
 → Together, the two averaged a combined 26.2 points, 9.0 rebounds, 5.9 assists and 2.9 steals per game
 → The two combined for 39 double digit scoring games and eight 20+ point contests

2021 RECRUIT TALENT

→ The 2021 recruiting class can go down as one of the tops in Arkansas women's basketball history
 → Arkansas brought in two five-star, McDonald's All-Americans, both out of the Natural State
 → **Jersey Wolfenbarger** came in as the No. 7 recruit, No. 1 wing, in the nation
 → **Maryam Dauda** was ranked as the No. 13 player in the nation, as well as the best in her position
 → **Saylor Poffenbarger** didn't sign with the Razorbacks right out of high school, but rounded out at No. 30 on this list as a four-star recruit

SO CLEAN AND SO THREE

→ Some of Arkansas' players may have changed, but Head Coach **Mike**

Neighbors' offensive philosophy has not

→ That philosophy continues to work, too, as Arkansas' 73.7 PPG is the 29th-best mark in the NCAA and No. 1 in the SEC
 → The Hogs continue to get a large share of their points from the three point and free throw lines, while also taking care of the basketball
 → The Razorbacks rarely give the ball away, as their 11.1 turnovers per game last year was the fourth-best mark in the nation, and best in the SEC
 → The Hogs also got to the line a ton, as their 667 free throws attempted through 32 games was the 10th most in the nation
 → Arkansas has made 422 of those attempts, which is good for 36th most in the nation and leads the SEC
 → From beyond, Arkansas was in the top-20 nationally, as the Hogs have hit 258 threes so far this season, 27th most in the NCAA
 → The Hogs averaged 8.1 3-pointers per game, the 30th-best mark in the NCAA

WE LOVE SASHA

→ **Sasha Goforth** has made the decision to sit out from the game of basketball this season. She is redshirting during 2022-23 and is still on scholarship, engages in team activities and supports the players and coaches in many ways
 → Last season after transferring from Oregon State, Goforth was the only Hog to start in all 32 games. She logged 11.5 points, 4.8 rebounds and 2.1 blocks last season

BY THE NUMBERS

1,014 Makayla Daniels has 1,014 career points and became the 31st member of the century club at Arkansas in the NCAA Tournament game vs. Utah

96 Mike Neighbors has tallied 96 wins on the Hill. He has also totaled 194 career wins as a head coach, nearing the 200th milestone

25 Arkansas is 25-11 all-time against in-state opponents and 15-3 against Division I Arkansas opponents. A 42-year ban was put in place from Arkansas schools playing against one another, but that ban broke in 2019

8 The Hogs return 8 players who saw time on the court in an Arkansas uniform is 2021-22

GAME-BY-GAME STARTERS IN 2021-22 (ALPHABETICAL)

OPPONENT	1	2	3	4	5
Tarleton State	Barnum	Daniels	Goforth	Ramirez	Wolfenbarger
UAPB	Barnum	Daniels	Goforth	Ramirez	Spencer
at UConn	Barnum	Daniels	Davis	Goforth	Ramirez
at Arkansas State	Barnum	Daniels	Eaton	Goforth	Ramirez
SMU	Barnum	Daniels	Goforth	Langerman	Ramirez
Sam Houston State	Barnum	Daniels	Goforth	Ramirez	Spencer
Belmont	Barnum	Daniels	Goforth	Ramirez	Spencer
at UCF	Barnum	Daniels	Goforth	Ramirez	Spencer
Cal	Barnum	Daniels	Goforth	Ramirez	Spencer
Jackson State	Daniels	Goforth	Ramirez	Spencer	Wolfenbarger
Little Rock	Daniels	Goforth	Ramirez	Spencer	Wolfenbarger
Central Arkansas	Daniels	Goforth	Langerman	Spencer	Wolfenbarger
Creighton	Daniels	Goforth	Langerman	Spencer	Wolfenbarger
Tennessee	Daniels	Goforth	Ramirez	Spencer	Wolfenbarger
at Vanderbilt	Daniels	Goforth	Ramirez	Spencer	Wolfenbarger
Missouri	Daniels	Goforth	Ramirez	Spencer	Wolfenbarger
South Carolina	Daniels	Goforth	Ramirez	Spencer	Wolfenbarger
at Alabama	Daniels	Goforth	Ramirez	Spencer	Wolfenbarger
Mississippi State	Daniels	Goforth	Ramirez	Spencer	Wolfenbarger
LSU	Daniels	Goforth	Ramirez	Spencer	Wolfenbarger
at Tennessee	Daniels	Goforth	Ramirez	Spencer	Wolfenbarger
at Texas A&M	Goforth	Langerman	Ramirez	Spencer	Wolfenbarger
Auburn	Barnum	Eaton	Goforth	Langerman	Ramirez
at Missouri	Goforth	Langerman	Ramirez	Spencer	Wolfenbarger
at Florida	Goforth	Langerman	Ramirez	Spencer	Wolfenbarger
Kentucky	Daniels	Goforth	Ramirez	Spencer	Wolfenbarger
at Ole Miss	Daniels	Goforth	Ramirez	Spencer	Wolfenbarger
Georgia	Daniels	Goforth	Ramirez	Spencer	Wolfenbarger
at Mississippi State	Daniels	Goforth	Ramirez	Spencer	Wolfenbarger
Missouri	Daniels	Goforth	Ramirez	Spencer	Wolfenbarger
South Carolina	Daniels	Goforth	Ramirez	Spencer	Wolfenbarger
Utah	Daniels	Goforth	Ramirez	Spencer	Wolfenbarger



HOMEGROWN HOGS

ERYNN BARNUM
R-SR. | F | LITTLE ROCK, ARKANSAS

LOREN LINDSEY
FR. | G | FAYETTEVILLE, ARKANSAS

AVERY HUGHES
SR. | G | BENTONVILLE, ARKANSAS

JERSEY WOLFENBARGER
SO. | G/F | FORT SMITH, ARKANSAS

MARYAM DAUDA
R-FR. | F | BENTONVILLE, ARKANSAS

- The Hogs' roster is Arkansas heavy, and that starts from the top down, as Head Coach Mike Neighbors, a University of Arkansas Alum, was born and raised in Greenwood, Arkansas
- Erynn Barnum, now in her redshirt senior season, is the oldest of the Arkansas clan. Barnum was playing the best basketball of her career last season during the non-conference slate until an injury sidelined her for a large portion of the SEC slate. In her nine appearances during non-conference play, Barnum averaged 11.2 points and 5.9 rebounds per game
- Loren Lindsey is a true freshman out of Fayetteville High School. She has joined the team as a walk-on after a successful career with the Bulldogs
- Senior Avery Hughes of Bentonville was the first walk-on of the Neighbors era at Arkansas and was put on scholarship prior to last season. She played in 14 games off the bench
- Jersey Wolfenbarger is one of the highest recruited players in the program's history. The 6-5 wing ranked No. 7 in the 2021 Hoopgurlz rankings was the Arkansas Gatorade Player of the Year twice in a row. She was named to the SEC All-Freshman Team and started in 23 contests
- After having to sit out last season with an ACL injury, Maryam Dauda is destined for a great year. She was a McDonald's All-American and Jordan Brand Classic Invitee and was ranked as the top-ranked post player in the ESPN Hoopgurlz rankings
- Not pictured: Sasha Goforth (redshirting) started all 32 games, averaging 11.5 points, 4.8 rebounds and 2.1 blocks per game last year



OKLAHOMIES

RYLEE LANGERMAN
JR. | G | NORMAN, OKLAHOMA

KARLEY JOHNSON
FR. | G | MUSTANG, OKLAHOMA

EMRIE ELLIS
SO. | F | VANOSS, OKLAHOMA

- On the Arkansas women's basketball roster, 75 percent are either from Arkansas or its bordering state of Oklahoma
- Rylee Langerman out of Norman, Oklahoma is the eldest of the Oklahoma bunch, going into her junior year. She played in all 32 games with seven starts, averaging 3.2 points and 3.7 rebounds per game

- Emrie Ellis appeared in 27 games last season to tally 2.9 points and 2.1 boards per game along with 22 blocks. Ellis is from Vanoss, a small town in the southeastern part of the state
- Karley Johnson is a true freshman and product of Mustang, just southwest of Oklahoma City. She was a McDonald's All-American nominee
- Not pictured: Ashlyn Sage (redshirting), who played in 15 games as a freshman last season and comes to Arkansas from Weatherford, Oklahoma



MARYLAND MAYHEM

MAKAYLA DANIELS
SR. | G | FREDERICK, MARYLAND

SAYLOR POFFENBARGER
R-FR. | G | MIDDLETOWN, MARYLAND

- Makayla Daniels was the first ever Maryland signee in Arkansas women's basketball history
- Now, the Razorbacks have two from Little America with the addition of Saylor Poffenbarger in winter 2022
- Daniels has started in all 88 collegiate games she has appeared in, coming off last year as the leading returner in scoring and rebounding
- Poffenbarger, a UConn transfer, brings along a great deal of versatility. She was the No. 30 player in the ESPN Hoopgurlz rankings

2022-23 ROSTER @RAZORBACKWBB

NUMERICAL

NO.	NAME	POS	HT	CL	HOMETOWN/PREVIOUS SCHOOL	TWITTER
0	Saylor Poffenbarger	G	6-2	R-Fr.	Middletown, Md./UConn	@saylorpoff
2	Samara Spencer	G	5-7	So.	Fort Lauderdale, Fla./St. Thomas Aquinas	@samaraaspencer
4	Erynn Barnum	F	6-2	R-Sr.	Little Rock, Ark./Little Rock Central	@erynnbee_
11	Rylee Langerman	G	5-9	Jr.	Norman, Okla./Christian Heritage	@rylang2
13	Sasha Goforth*	G	6-1	Jr.	Fayetteville, Ark./Oregon State	@goforthsasha
15	Ashlyn Sage*	G	6-2	So.	Weatherford, Okla./Weatherford	@ashlynsage15
20	Karley Johnson	G	5-9	Fr.	Mustang, Okla./Mustang	@karleyjohnsonOK
21	Loren Lindsey	G	5-11	Fr.	Fayetteville, Ark./Fayetteville	@lorenbailey7766
22	Avery Hughes	G	5-7	Sr.	Bentonville, Ark./Bentonville	@averyhughes00
24	Jersey Wolfenbarger	G	6-5	So.	Fort Smith, Ark./Northside	@jerseywolf4
30	Maryam Dauda	F	6-4	R-Fr.	Bentonville, Ark./Bentonville	@maryamdada30
34	Chrissy Carr	G	6-1	R-Sr.	Eden Prairie, Minn./Syracuse	@chrissycarr4
43	Makayla Daniels	G	5-8	Sr.	Frederick, Md./Frederick	@makayladaniels5
55	Emrie Ellis	F	6-3	So.	Vanoss, Okla./Vanoss	@ellisemrie

* Redshirting 2022-23 season

COACHING STAFF

Title	Name	Year	Alma Mater
Head Coach	Mike Neighbors	6th Season	Arkansas, 1993
Associate Head Coach	Todd Schaefer	6th Season	Thomas More College, 1995
Assistant Coach	Pauline Love	6th Season	Southern Miss, 2010
Assistant Coach	Lacey Goldwire	4th Season	Oklahoma State, 2010
Director of Operations	Amber Shirey	35th Season	Arkansas, 1992
Special Assistant to the HC	Jeff Brazil	16th Season	Arkansas, 2010
Dir. of Student-Athlete Devel.	Jayci Stone	1st Season	Kansas State, 2008

ELIGIBILITY

Seniors (4)

Erynn Barnum
Chrissy Carr
Makayla Daniels
Avery Hughes

Juniors (1)

Rylee Langerman

Sophomores (4)

Emrie Ellis
Sasha Goforth (RS)
Samara Spencer
Jersey Wolfenbarger

Freshman (5)

Maryam Dauda (RS)
Karley Johnson
Loren Lindsey
Saylor Poffenbarger (RS)
Ashlyn Sage (RS)

ALPHABETICAL

NO.	NAME	POS	HT	CL	HOMETOWN/PREVIOUS SCHOOL
4	Erynn Barnum	F	6-2	R-Sr.	Little Rock, Ark./LR Central HS
34	Chrissy Carr	G	6-1	R-Sr.	Eden Prairie, Minn./Syracuse
43	Makayla Daniels	G	5-8	Sr.	Frederick, Md./Frederick HS
30	Maryam Dauda	F	6-4	R-Fr.	Bentonville, Ark./Bentonville HS
55	Emrie Ellis	F	6-3	So.	Vanoss, Okla./Vanoss HS
13	Sasha Goforth*	G	6-1	Jr.	Fayetteville, Ark./Oregon State
22	Avery Hughes	G	5-7	Sr.	Bentonville, Ark./Bentonville HS
20	Karley Johnson	G	5-9	Fr.	Mustang, Okla./Mustang
11	Rylee Langerman	G	5-9	Jr.	Norman, Okla./Christian Heritage HS
0	Saylor Poffenbarger	G	6-2	R-Fr.	Middletown, Md./Middletown HS/UConn
15	Ashlyn Sage*	G	6-2	So.	Weatherford, Okla./Weatherford
2	Samara Spencer	G	5-7	So.	Fort Lauderdale, Fla./St. Thomas Aquinas HS
24	Jersey Wolfenbarger	G	6-5	So.	Fort Smith, Ark./Northside HS

BY STATE

ARKANSAS (6)

Erynn Barnum	Little Rock
Maryam Dauda	Bentonville
Sasha Goforth	Fayetteville
Avery Hughes	Bentonville
Loren Lindsey	Fayetteville
Jersey Wolfenbarger	Fort Smith

FLORIDA (1)

Samara Spencer	Fort Lauderdale
----------------	-----------------

MARYLAND (2)

Makayla Daniels	Frederick
Saylor Poffenbarger	Middletown

MINNESOTA (1)

Chrissy Carr	Manhattan (Kan.)
--------------	------------------

OKLAHOMA (4)

Emrie Ellis	Vanoss
Rylee Langerman	Norman
Karley Johnson	Mustang
Ashlyn Sage	Weatherford

FA-NETIK

PRONUNCIATIONS

2 Suh-MARE-uh

30 DOW-duh

55 em-REE



OFFENSE

Scored 110+-----	110, vs. Providence (11-16-98)
Scored 100+ points at home -----	105, vs. UCA (12-13-20)
Scored 100+ points on the road -----	108, at Ole Miss (2-16-20) 108, Baylor (3-6-91)
Scored 90-99 points -----	90, No. 12 LSU (1-27-22)
Scored 90+ points at home -----	90, No. 12 LSU (1-27-22)
Scored 90+ points on the road -----	99, at Alabama (1-20-22)
Scored 80-89 points -----	87, at Mississippi State (2-27-22)
Scored 80-89 points at home -----	83, at Missouri (2-13-22)
Scored 80-89 points on the road -----	87, at Mississippi State (2-27-22)
Was held to 50-59-----	54, vs. No. 1 South Carolina (3-4-22)
Was held to 49-40-----	42 at No. 9 South Carolina (1-25-18)
Was held to 39-20-----	34, at LSU, 2-7-19
Was held to 20 or less -----	N/A
Made 40+ field goals -----	40, vs. UCA (12-13-20)
Made 17+ three-point field goals -----	19, Alabama (2-28-21)
Made 10+ three-point field goals -----	12, at No. 7 Tennessee (1-31-22)
Did not make 3-pointer (since 1986)-----	0-10, at LSU, (2-7-19)
Made 30 free throws -----	30 (30-39), No. 4 Baylor (12-6-20)
Made 25 free throws -----	29 (29-32), Cal (12-5-21)
Shot 50-59 or better -----	50.0, No. 12 LSU (1-27-22)
Shot 60 percent or better -----	.644 (38-59) at Ole Miss (2-16-20)
Held to less than 30 percent -----	.273 (18-66), vs. Missouri (3-3-22)
Held to less than 20 percent -----	.182 (10-55) vs. No. 6 Tennessee (1-8-12; L, 38-69)
Had 20 or more assists in a game -----	22, vs. UCA (12-13-20)

DEFENSE

Allowed 100 points-----	104, at No. 4 South Carolina (1-18-21)
Allowed 80-99 points-----	92, vs. Utah (3-18-22)
Held opponent to 40-49 points -----	44, vs. UCA (12-18-21)
Held opponent to 39-30 -----	39, Little Rock (12-12-21)
Held an SEC opponent under 50 points in 3 cons. games -----	47, Auburn (1-29-15)
-----	W, 52-47; 42, Alabama (2-1-15, W, 53-42); #24/21 Georgia (2-9-15, W, 54-48)
Held opponent to 29 points or less -----	23, Binghamton, 11-30-13
Held an opponent under 15 points in a half -----	12, vs. UCA (12-13-20)
Held an opponent to 2 points in a quarter -----	2, vs. UCA (12-13-20)
Held opponent under 15 field goals -----	14, Houston Baptist, 12-28-16
Held opponent to less than 30 percent shooting -----	29.9 (20-67), vs. Missouri (3-3-22)
Held opponent to less than 20 percent shooting -----	19.7 (13-66), vs. Northwestern State (12-15-19)
Held opponent under 15 percent from 3-point -----	14.3, No. 7 Tennessee (1-2-22)
Opponent did not make a 3-pointer -----	0, Tulsa (12-11-19)
Had 70+ rebounds -----	74, Mississippi Valley State (11-24-89)
Had 60-69 rebounds -----	64, Prairie View A&M (12-16-18)
Had 50-59 rebounds -----	53, Oral Roberts (11-25-20)
Had 10 or more blocked shots in a game -----	11, vs. No. 1 South Carolina (3-4-22)
Had 20 or more steals in a game -----	20, ORU (11-13-13)
Had 15 or more steals in a game -----	18, vs. UT Martin (12-29-19)
Forced 25+ Turnovers in a game -----	29, Oral Roberts (11-25-20)

OTHER

Won an overtime game -----	61-52, vs. Missouri (3-3-22)
Lost an overtime game -----	86-83, at No. 7 Tennessee (1-31-22)
Won a double overtime game -----	73-72, vs. Florida (1-29-12)
Lost a double overtime game -----	N/A
Won a triple overtime game -----	91-80 Win in 3OT, 2-10-13, at Alabama
Played consecutive OT games -----	1-24-16 at Auburn (lost); 1-28-16 vs Florida (lost)
Won regular season tournament -----	Bahamas Hoopfest (Nassau, Bahamas, Nov. 29-28, 2019)
Defeated ranked team -----	90-76, vs. No. 12 LSU (1-27-22)
Defeated a ranked team on the road ---	57-53, at #19/18 LSU, 2-23-14; 77-76, #17/16 Iowa (Las Vegas), 12-18-14
All-time SEC win streak -----	8 games (1-15-12: Auburn through 2-15-12: at Auburn)
All-time SEC home win streak -----	5 games (1-15-12: Auburn -- 2-9-12: S. Carolina)
-----	5 games (1-14-21: Florida -- 2-28-21: Alabama)

A RAZORBACK PLAYER ...

Scored 20-24 points -----	24, Amber Ramirez, vs. Utah (3-18-22)
Scored 25-29 points -----	25, Amber Ramirez, at Missouri (2-13-22)
Scored 30+ points -----	30, Amber Ramirez, Auburn (2-10-22)
Scored 40+ points -----	41, Chelsea Dungee vs Auburn (2-10-19)
Scored 20+ points 10 times in a season -----	Chelsea Dungee (20x 2018-19)
-----	Chelsea Dungee (11x 2019-20)
-----	Chelsea Dungee (17x 2020-21)
Double figures in 15 consecutive games (Season) -----	Jessica Jackson, 11/11/16, LSU 1-8-17
-----	Chelsea Dungee, 26 games, (2018-19 & 2019-20)
-----	Chelsea Dungee, 31 games, (2019-20 & 2020-21)
-----	Amber Ramirez, 15 games (2021-22)
Five players scored double figures in 1 game -----	at Mississippi State (2-27-22)
-----	Goforth 20, Ramirez 15, Daniels 14, Wolfenbarger 13, Spencer 12, Barnum 10
Five starters in double figures -----	at Mississippi State (2-27-22)
-----	Goforth 20, Ramirez 15, Daniels 14, Wolfenbarger 13, Spencer 12
Seven players scored in double figures in 1 game -----	vs. Northwestern State (11-9-18)
-----	(Tolefree 19, Gaulden 16, Monk 12, Dombia 11, Dungee 11, Thomas 11, Williams 10)
Made 10+ field goals in a game -----	10, Amber Ramirez, Utah (3-18-22)
Attempted 20+ field goals in a game -----	28, Amber Ramirez, Utah (3-18-22)
Made 10 free throws in a game -----	11, Amber Ramirez, Missouri (1-9-22)
Made 7 or more 3-pt FG in a game -----	8, Amber Ramirez, Alabama (2-28-21)
Attempted 10 or more 3-pt FG in a game -----	12, Amber Ramirez, Utah (3-18-22)
Had 10-14 rebounds -----	12, Eryn Barnum, vs. Utah (3-18-22)
Had 15-19 rebounds -----	21, Taylah Thomas, New Orleans, 11-8-19
Had 20+ rebounds -----	21, Taylah Thomas, New Orleans, 11-8-19
Had 10 offensive reb - Records go back to 05-06 -----	11, Melissa Wolff
-----	vs. New Orleans (1-30-15)
Had 10+ defensive reb - Records go back to 05-06 -----	11, Makayla Daniels, vs. Missouri (3-3-22)
Had 10+ assists -----	10, Destiny Slocum, at Missouri (2-4-21)
Had 10+ assists in consecutive games -----	Jailyn Mason (11 vs. HBU, 12-28-16 and 10 at Ole
-----	Miss, 1-1-17), Calli Berna (11 vs. No. 10/8 KY, 2/7/13 and 11 at UA, 2/10/13)
Had 5+ blocks in a game -----	5, Sasha Goforth, vs. Missouri (3-3-22)
Had 9+ blocks in a game -----	9, Robyn Irwin vs. SMSU, 12-19-88 (school record)
Had 5 or more steals in a game -----	6, Makayla Daniels, vs. Central Arkansas (12-18-21)
Had a double-double -----	13 points, 14 rebounds, Makayla Daniels, vs. Missouri (3-3-22)
Had a double-double in two consecutive games -----	Jersey Wolfenbarger, at Texas A&M, at Missouri (2022)
-----	12 & 10 at Texas A&M/12 & 11 at Missouri
Had two players record a double-double -----	Kiara Williams (12 pts/16 reb) &
-----	Malica Monk (10 pts/10 reb)., Grambling State (12-28-17)
Had seven double-doubles in a season -----	Devin Cosper, 2017-18
-----	(SHSU, ORU, NMSU, Char., Tulsa, OM, AL)
Had 10+ double-doubles in a season -----	2006-07, Lauren Ervin (14)
Had a triple-double -----	14 pts, 13 reb, 12 asts, C'eira Ricketts vs. Auburn (1-18-09)

MORE ABOUT MIKE

Hometown: Greenwood, Ark. (Greenwood HS)
 Family: Daughter Abby; Sons Alec, Bowen and Barrett
 Alma Mater: Arkansas, 1993

NEIGHBORS BY THE NUMBERS

194	Wins (194-105, 9 seasons)
5	Players drafted in the WNBA (HC)
14	Signed McDonalds' All-Americans
10	Years as a head coach
8	Postseason appearances
1	Final Four appearance

LEARN MORE



Sign up for Mike Neighbors' newsletter and listen to his podcasts at CoachNeighbors.com

NABES FAVES

TOP 10 MOVIES

1. A Few Good Men
2. The Hunt For Red October
3. The Silence Of The Lambs
4. Hoosiers
5. Moneyball
6. Pretty Woman
7. Top Gun
8. JFK
9. The Lion King
10. Purple Rain

See the entire list here: <http://imdb.to/2royaEO>

TOP 10 SONGS

1. Sweet Child O' Mine (Guns N' Roses)
2. You Shook Me All Night Long (AC/DC)
3. Man In The Mirror (Michael Jackson)
4. Amarillo By Morning (George Strait)
5. Jessie's Girl (Rick Springfield)
6. Hysteria (Def Leppard)
7. Fishin' In The Dark (Nitty Gritty Dirt Band)
8. The Ballad of Curtis Loew (Lynyrd Skynyrd)
9. Wanted Dead Or Alive (Bon Jovi)
10. Let's Go Crazy (Prince)

TOP 10 TV SHOWS

1. West Wing (first three seasons)
2. Ted Lasso
3. The Wire
4. Breaking Bad
5. Seinfeld
6. The Newsroom
7. Prison Break
8. Arrested Development
9. Game of Thrones
10. The Goldbergs



MIKE NEIGHBORS

THE MOST INTERESTING COACH IN COLLEGE BASKETBALL
 Sixth Season | Career Record: 194-105 (10) | Arkansas Record: 96-64 (6)

Arkansas women's basketball has been transformed into a nationally recognized program in just five short years thanks to head coach Mike Neighbors. During his time back home at his alma mater, Neighbors has guided his Hogs to the best five-year period of sustained success in program history. The proof of his success, and the success of his system, lies in the numbers - Neighbors has accumulated 194 wins during his nine seasons as a head coach, which is the most of any Division I head coach who has been a head coach for nine years.

Entering his sixth season on the bench for Arkansas, the program is coming off its fourth consecutive winning season and second straight NCAA Tournament appearance (would be three had the 2020 NCAA Tournament not have been cancelled due to the COVID-19 pandemic). The Hogs' NCAA Tournament appearance in 2022 marked the first time since 2003 the program had played in back-to-back NCAA Tournaments (2002 and 2003). Arkansas finished yet another season with one of the most prolific offenses in the Southeastern Conference, leading the league in 3-pointers per game (8.1) and 3-point attempts (810), while finishing second in scoring offense (73.6 PPG). Neighbors' 2021-22 team was efficient at taking care of the basketball, leading the league in assist/turnover ratio (1.12) and fewest turnovers per game (11.1), which was fourth in the country. The Hogs were just one of six teams in the nation to commit two turnovers in a game (vs. Missouri on Jan. 9, 2022), which led the country.

Under Neighbors' leadership, Samara Spencer became the first Hog to win SEC Freshman of the Year since 2009, while Amber Ramirez was named an All-SEC Second Team choice and Jersey Wolfenbarger was tabbed to the SEC All-Freshman Team. Ramirez, who played three stellar seasons on the court as a Hog, finished the season second in 3-pointers per game (2.6) and 3-point percentage (40.2), as well as ninth in points per game (15.4) in the SEC. The Hogs were also just one of four SEC schools with 4+ players who averaged double digits (Ramirez [15.4], Makayla Daniels [14.0], Spencer [12.2] and Sasha Goforth [11.5]).

TIMELINE

→ Bentonville HS Head Coach	1994-98
→ Cabot HS Head Coach	1998-99
→ Arkansas Director of Ops	1999-01
→ Tulsa Univ. Assistant Coach	2001-05
→ Univ. of Colorado Assistant Coach	2005-06
→ Univ. of Arkansas Assistant Coach	2006-07
→ Xavier Assistant Coach	2007-2011
→ Univ. of Washington Assistant Coach	2011-13
→ Univ. of Washington Head Coach	2013-17
→ Univ. of Arkansas Head Coach	2017-present

COACHING DEVELOPMENT

Coach	w/Nabes	Now
Chantel Osahor	'20, '21	AC Oklahoma
Fred Castro	'14, '15, '16	HC Eastern Michigan
Adia Barnes	'14, '15	HC Arizona
Adam Call	'14	AC George Washington
Morgan Valley	'16	AC UConn
Todd Schaefer	'16-Pres.	AHC Arkansas

COACHING HISTORY

Year	Overall	Pac-12	Finish
2013-14	20-14 (.588)	10-8 (.556)	6
2014-15	23-10 (.697)	11-7 (.611)	5
2015-16	26-11 (.703)	11-7 (.611)	5
2016-17	29-6 (.829)	15-3 (.833)	T-2
UW	98-41 (.705)	47-25 (.662)	

Year	Overall	SEC	Finish
2017-18	13-18 (.419)	3-13 (.188)	T-11
2018-19	22-15 (.611)	6-10 (.375)	10
2019-20	24-8 (.750)	10-6 (.625)	T3
2020-21	19-9 (.679)	9-6 (.600)	T5
2021-22	18-14 (.563)	7-9 (.438)	T8
Ark	96-64 (.600)	35-44 (.443)	

Totals 194-105 (.649) 82-69 (.543) 10 yrs

PLAYER DEVELOPMENT

YEAR	UNIVERSITY	PLAYER	ROUND	OVERALL	TEAM NOTE
2021	Arkansas	Chelsea Dungee	1	5	Dallas Wings ! @
2021	Arkansas	Destiny Slocum	2	14	Las Vegas Aces ! @
2021	Arizona	Aari McDonald	1	3	Atlanta Dream @
2017	Washington	Kelsey Plum	1	1	San Antonio Stars ! @
					Las Vegas Aces
	Washington	Chantel Osahor	2	21	Chicago Sky ! @
2016	Washington	Talia Walton	3	29	Los Angeles Sparks ! @
2011	Xavier	Amber Harris	1	4	Minnesota Lynx ! #
	Xavier	Ta'Shia Phillips	1	8	Atlanta Dream ! #
	TAMU/UAFS	Tanisha Smith	2	22	Seattle Storm #
	Colorado	Brittany Spears	2	19	Phoenix Mercury *
2009	Arkansas	Shameka Christon	1	5	New York Liberty S
2008	Arkansas	Lauren Ervin	3	37	Connecticut Sun ! #
2006	Tulsa	Megan Moody	-	-	Houston Comets
					Free Agent #
2003	Tulsa	Allison Curtin	1	12	Houston Comets ! #
					Traded to Detroit Shock
	Arkansas	Dana Cherry	2	23	Charlotte Sting S

*- Signed but did not coach

!- At the school when player was drafted

@- Worked with player as a head coach

#- Worked with player as an assistant coach

\$- Worked with player as other (GA, etc)

NABES VS. ARKANSAS HISTORY

Category	NABES	All Others In Program History
Winning Record In SEC Play	2 Seasons	2 Seasons
SEC Tourney Finals	1	0
Top 5 Wins	2	2
Weeks Ranked in AP Top 25	34	63
Top 15 WNBA Draft Picks	2	1
McDonald's AAs Signed	5	1
WBCA AAs	1	1

THE MOST INTERESTING MAN IN COLLEGE BASKETBALL

- Movies: His expansive movie collection includes digital, disk and VHS copies. Did you know he used to work at BlockBuster? On a related note, he also collects books that have been turned into movies.
- Baseballs autographed by movie stars: Ask him about this collection – talk about some good stories.
- Lunch Boxes: Coach collects tin lunch boxes that he carried to school and has them displayed in his home. His first lunch box had KISS on it.
- Hamilton: Nabes is a huge Hamilton fan, and routinely quotes the Broadway musical to players, fans and media alike.
- Athens City Champion: Coach stumbled upon a dart tournament while on a trip to Athens, Georgia. He joined in and was one of the two–man winning team.
- Ask him about shoes, music, movies, guitars, basketball nostalgia – just about anything!



NEIGHBORS VERSUS ...	Fresno State	2	0	Northwestern State	2	0	TCU	0	1
Abilene Christian	Furman	1	0	Notre Dame	0	1	Tennessee	2	4
Alabama	Georgia	1	6	Oklahoma	1	2	Tennessee Martin	1	0
Arizona State	Grambling State	2	0	Ole Miss	5	2	Tennessee State	1	0
Arizona	Grand Canyon	1	0	Oral Roberts	4	0	Tennessee Tech	1	0
Arkansas State	Hartford	1	0	Oregon State	1	6	Texas A&M	3	8
Auburn	Hawai'i	1	0	Oregon	5	3	Texas Tech	1	0
Baylor	Houston	2	0	Pennsylvania	1	0	Tulsa	3	0
Belmont	Idaho	1	0	Pittsburgh	1	1	UAB	1	0
Boise State	Iowa State	0	1	Portland	3	1	UAPB	2	0
BYU	Jackson State	2	0	Prairie View A&M	1	0	UC Irvine	1	0
California	Kansas	0	1	Saint Mary's	0	1	UC Riverside	2	0
Central Arkansas	Kansas State	1	0	Sam Houston	2	0	UCLA	4	2
Central Florida	Kentucky	2	5	Samford	1	0	USC	6	0
Charlotte	Little Rock	3	0	San Diego State	2	0	Utah	7	4
Colorado State	Louisiana–Monroe	2	0	San Diego	1	0	UT–Arlington	2	0
Colorado	LSU	3	2	Santa Clara	1	0	UTEP	0	2
Connecticut	McNeese State	1	0	Savannah State	1	0	Vanderbilt	3	2
Creighton	Maryland	1	1	Seattle	4	0	Wake Forest	1	0
CSUN	Miami	0	1	SMU	2	0	Washington State	5	3
DePaul	Mississippi State	3	5	South Carolina	1	8	Weber State	1	0
Eastern Washington	Missouri	8	4	South Dakota	2	0	Wisconsin	3	0
Florida State	Montana State	2	0	Stanford	3	5	Wright State	0	1
Florida	Nebraska	1	1	Stony Brook	1	0	Yale	1	0
FGCU	New Mexico State	1	0	Syracuse	0	2	TOTALS	194	105
Fordham	New Orleans	1	0	Tarleton State	1	0			





2021-22 Arkansas Women's Basketball Combined Team Statistics All games

Page 1/1
as of Jun 22, 2022

Game Records

Record	Overall	Home	Away	Neutral
ALL GAMES	18-14	12-5	4-7	2-2
CONFERENCE	7-9	4-4	3-5	0-0
NON-CONFERENCE	11-5	8-1	1-2	2-2

Score by Periods

Team	1st	2nd	3rd	4th	OT	TOT
Arkansas	524	588	635	587	21	2355
Opponents	537	504	545	528	15	2129

Team Box Score

No.	Player				Total		3-Point		F-Throw		Rebounds											
		GP-GS	MIN	AVG	FG-FGA	FG%	3FG-3FGA	3FG%	FT-FTA	FT%	OFF	DEF	TOT	AVG	PF	DQ	A	TO	BLK	STL	PTS	AVG
23	RAMIREZ, Amber	30-30	1055:29	35.2	159-379	.420	78-194	.402	67-82	.817	3	135	138	4.6	36	0	58	39	4	42	463	15.4
43	DANIELS, Makayla	28-28	844:60	30.2	126-307	.410	40-136	.294	99-125	.792	51	98	149	5.3	74	1	78	42	4	50	391	14.0
2	SPENCER, Samara	31-27	930:14	30.0	138-325	.425	44-128	.344	59-98	.602	18	96	114	3.7	49	0	96	82	8	36	379	12.2
13	GOFORTH, Sasha	32-32	944:23	29.5	139-319	.436	26-87	.299	63-104	.606	52	100	152	4.8	84	3	45	38	66	22	367	11.5
4	BARNUM, Erynn	22-10	385:18	17.5	55-134	.410	3-16	.188	55-80	.688	35	70	105	4.8	32	0	18	26	12	20	168	7.6
24	WOLFENBARGER, Jersey	30-23	666:26	22.2	87-215	.405	17-70	.243	34-71	.479	37	93	130	4.3	76	2	32	37	27	21	225	7.5
1	DAVIS, Marquesha	7-1	85:32	12.2	14-33	.424	1-6	.167	12-18	.667	4	13	17	2.4	10	0	4	4	1	6	41	5.9
3	EATON, Elauna	28-2	389:46	13.9	28-95	.295	26-81	.321	15-18	.833	2	33	35	1.3	23	0	5	13	1	6	97	3.5
11	LANGERMAN, Rylee	32-7	612:60	19.2	36-97	.371	16-50	.320	13-23	.565	41	78	119	3.7	83	2	30	31	11	28	101	3.2
55	ELLIS, Emrie	27-0	293:05	10.9	33-85	.388	3-24	.125	9-13	.692	19	37	56	2.1	40	1	15	22	22	2	78	2.9
25	OBERG, Destinee	19-0	126:20	6.6	12-25	.480	0-0	.000	2-6	.333	11	19	30	1.6	11	0	15	5	3	1	26	1.4
15	SAGE, Ashlyn	15-0	77:16	5.2	6-23	.261	4-16	.250	2-2	1.000	6	6	12	0.8	3	0	2	2	1	2	18	1.2
22	HUGHES, Avery	14-0	38:11	2.7	0-4	.000	0-2	.000	1-2	.500	0	2	2	0.1	3	0	2	2	0	1	1	0.1
Team											80	71	151					13				
Total		32	6450		833-2041	.408	258-810	.319	431-642	.671	359	851	1210	37.8	524	9	400	356	160	237	2355	73.6
Opponents		32	6450		778-1965	.396	181-563	.321	392-562	.698	391	929	1320	41.3	600	9	377	501	133	159	2129	66.5

Team Statistics

	ARK	OPP
Scoring	2355	2129
Points per game	73.6	66.5
Scoring margin	+7.1	-
Field goals-att	833-2041	778-1965
Field goal pct	.408	.396
3 point fg-att	258-810	181-563
3-point FG pct	.319	.321
3-pt FG made per game	8.1	5.7
Free throws-att	431-642	392-562
Free throw pct	.671	.698
F-Throws made per game	13.5	12.3
Rebounds	1210	1320
Rebounds per game	37.8	41.3
Rebounding margin	-3.4	-
Assists	400	377
Assists per game	12.5	11.8
Turnovers	356	501
Turnovers per game	11.1	15.7
Turnover margin	+4.5	-
Assist/turnover ratio	1.1	0.8
Steals	237	159
Steals per game	7.4	5.0
Blocks	160	133
Blocks per game	5.0	4.2
Winning streak	0	-
Home win streak	0	-
Attendance	59740	38773
Home games-Avg/Game	17-3514	11-3525
Neutral site-Avg/Game	-	4-5081

Team Results

Date	Opponent	Score	Att.
11/10/2021	Tarleton St.	W 85-33	2614
11/12/2021	Ark.-Pine Bluff	W 96-53	2425
11/14/2021	at UConn	L 80-95	9359
11/19/2021	at Arkansas St.	W 94-71	2574
11/22/2021	SMU	W 65-58	3060
11/27/2021	Sam Houston	W 92-66	3335
11/28/2021	Belmont	W 83-63	2834
12/02/2021	at UCF	L 51-52	2777
12/05/2021	California	W 84-67	3100
12/09/2021	Jackson St.	W 66-62	2522
12/12/2021	Little Rock	W 73-39	3451
12/18/2021	vs Central Ark.	W 82-44	3177
12/21/2021	Creighton	L 72-81	3216
01/02/2022	Tennessee	L 63-70	3655
01/06/2022	at Vanderbilt	L 51-54	194
01/09/2022	Missouri	W 83-73	3632
01/16/2022	South Carolina	L 52-61	4265
01/20/2022	at Alabama	W 99-71	1911
01/23/2022	Mississippi St.	W 74-54	4177
01/27/2022	LSU	W 90-76	3574
01/31/2022	at Tennessee	Lot 83-86	7071
02/03/2022	at Texas A&M	L 64-77	3092
02/10/2022	Auburn	W 68-66	2862
02/13/2022	at Missouri	W 88-71	3650
02/17/2022	at Florida	L 67-76	1369
02/20/2022	Kentucky	L 55-78	8292
02/22/2022	at Ole Miss	L 62-70	1936
02/24/2022	Georgia	L 62-63	2726
02/27/2022	at Mississippi St.	W 87-79	4840
03/03/2022	vs Missouri	Wot 61-52	6446
03/04/2022	vs South Carolina	L 54-76	6880
03/18/2022	vs Utah	L 69-92	3822



2021-22 Arkansas Women's Basketball Combined Team Statistics In Conference games

Page 1/1
as of Jun 22, 2022

Game Records

Record	Overall	Home	Away	Neutral
ALL GAMES	7-9	4-4	3-5	0-0
CONFERENCE	7-9	4-4	3-5	0-0
NON-CONFERENCE	0-0	0-0	0-0	0-0

Score by Periods

Team	1st	2nd	3rd	4th	OT	TOT
Arkansas	250	281	304	305	8	1148
Opponents	272	269	299	274	11	1125

Team Box Score

No.	Player				Total		3-Point		F-Throw		Rebounds											
		GP-GS	MIN	AVG	FG-FGA	FG%	3FG-3FGA	3FG%	FT-FTA	FT%	OFF	DEF	TOT	AVG	PF	DQ	A	TO	BLK	STL	PTS	AVG
23	RAMIREZ, Amber	16-16	624:56	39.1	102-229	.445	52-116	.448	47-56	.839	1	85	86	5.4	17	0	32	23	1	29	303	18.9
2	SPENCER, Samara	15-15	495:49	33.1	77-182	.423	21-69	.304	27-53	.509	9	58	67	4.5	22	0	52	44	5	15	202	13.5
43	DANIELS, Makayla	12-12	376:16	31.4	48-132	.364	17-63	.270	43-52	.827	19	37	56	4.7	32	1	33	20	0	20	156	13.0
13	GOFORTH, Sasha	16-16	499:39	31.2	78-164	.476	9-36	.250	26-44	.591	28	47	75	4.7	52	2	19	18	33	12	191	11.9
24	WOLFENBARGER, Jersey	15-15	364:23	24.3	51-127	.402	6-38	.158	19-34	.559	19	50	69	4.6	36	1	18	17	14	13	127	8.5
4	BARNUM, Erynn	10-1	133:20	13.3	17-43	.395	1-5	.200	19-30	.633	6	27	33	3.3	14	0	3	11	3	5	54	5.4
11	LANGERMAN, Rylee	16-4	342:56	21.4	19-55	.345	8-28	.286	4-8	.500	27	39	66	4.1	45	2	15	15	5	16	50	3.1
55	ELLIS, Emrie	16-0	170:07	10.6	16-49	.327	1-11	.091	5-7	.714	12	20	32	2.0	20	1	10	10	8	2	38	2.4
3	EATON, Elauna	14-1	158:25	11.3	8-31	.258	8-27	.296	2-4	.500	1	13	14	1.0	8	0	1	10	0	1	26	1.9
22	HUGHES, Avery	5-0	07:37	1.5	0-1	.000	0-1	.000	1-2	.500	0	1	1	0.2	1	0	0	0	0	0	1	0.2
15	SAGE, Ashlyn	6-0	21:11	3.5	0-6	.000	0-5	.000	0-0	.000	0	0	0	0.0	1	0	0	0	1	0	0	0.0
25	OBERG, Destinee	8-0	30:23	3.8	0-1	.000	0-0	.000	0-2	.000	1	2	3	0.4	2	0	4	1	0	1	0	0.0
Team											44	42	86					7				
Total		16	3225		416-1020	.408	123-399	.308	193-292	.661	167	421	588	36.8	250	7	187	176	70	114	1148	71.8
Opponents		16	3225		412-1004	.410	102-300	.340	199-284	.701	204	470	674	42.1	277	3	206	231	79	83	1125	70.3

Team Statistics

	ARK	OPP
Scoring	1148	1125
Points per game	71.8	70.3
Scoring margin	+1.4	-
Field goals-att	416-1020	412-1004
Field goal pct	.408	.410
3 point fg-att	123-399	102-300
3-point FG pct	.308	.340
3-pt FG made per game	7.7	6.4
Free throws-att	193-292	199-284
Free throw pct	.661	.701
F-Throws made per game	12.1	12.4
Rebounds	588	674
Rebounds per game	36.8	42.1
Rebounding margin	-5.4	-
Assists	187	206
Assists per game	11.7	12.9
Turnovers	176	231
Turnovers per game	11.0	14.4
Turnover margin	+3.4	-
Assist/turnover ratio	1.1	0.9
Steals	114	83
Steals per game	7.1	5.2
Blocks	70	79
Blocks per game	4.4	4.9
Winning streak	1	-
Home win streak	0	-
Attendance	33183	24063
Home games-Avg/Game	8-4148	8-3008
Neutral site-Avg/Game	-	0-0

Team Results

Date	Opponent		Score	Att.
01/02/2022	Tennessee	L	63-70	3655
01/06/2022	at Vanderbilt	L	51-54	194
01/09/2022	Missouri	W	83-73	3632
01/16/2022	South Carolina	L	52-61	4265
01/20/2022	at Alabama	W	99-71	1911
01/23/2022	Mississippi St.	W	74-54	4177
01/27/2022	LSU	W	90-76	3574
01/31/2022	at Tennessee	Lot	83-86	7071
02/03/2022	at Texas A&M	L	64-77	3092
02/10/2022	Auburn	W	68-66	2862
02/13/2022	at Missouri	W	88-71	3650
02/17/2022	at Florida	L	67-76	1369
02/20/2022	Kentucky	L	55-78	8292
02/22/2022	at Ole Miss	L	62-70	1936
02/24/2022	Georgia	L	62-63	2726
02/27/2022	at Mississippi St.	W	87-79	4840



2021-22 Arkansas Women's Basketball Team Game-by-Game All games

Page 1/1
as of Aug 10, 2022

Opponent	Date	Score		Total		3-Pointers		Free throws		Rebounds				PF	A	TO	BLK	STL	PTS	AVG
				FG-FGA	PCT	3FG-3FGA	PCT	FT-FTA	PCT	OFF	DEF	TOT	AVG							
Tarleton St.	11/10/2021	85-33	W	29-62	.468	8-24	.333	19-30	.633	14	33	47	47.0	19	14	11	5	10	85	85.0
Ark.-Pine Bluff	11/12/2021	96-53	W	31-75	.413	13-43	.302	21-33	.636	15	33	48	47.5	23	20	10	12	9	96	90.5
at UConn	11/14/2021	80-95	L	29-75	.387	5-22	.227	17-21	.810	15	22	37	44.0	21	11	9	4	4	80	87.0
at Arkansas St.	11/19/2021	94-71	W	36-72	.500	9-28	.321	13-19	.684	12	31	43	43.8	21	13	11	9	10	94	88.8
SMU	11/22/2021	65-58	W	25-64	.391	4-20	.200	11-27	.407	13	27	40	43.0	18	9	8	1	8	65	84.0
Sam Houston	11/27/2021	92-66	W	30-66	.455	12-28	.429	20-27	.741	14	23	37	42.0	17	18	16	6	11	92	85.3
Belmont	11/28/2021	83-63	W	29-61	.475	10-21	.476	15-18	.833	6	25	31	40.4	10	17	10	5	10	83	85.0
at UCF	12/02/2021	51-52	L	18-50	.360	9-31	.290	6-8	.750	10	21	31	39.3	23	11	12	1	7	51	80.8
California	12/05/2021	84-67	W	24-54	.444	7-18	.389	29-32	.906	12	24	36	38.9	17	9	15	2	6	84	81.1
Jackson St.	12/09/2021	66-62	W	24-65	.369	8-29	.276	10-18	.556	12	27	39	38.9	16	18	12	3	7	66	79.6
Little Rock	12/12/2021	73-39	W	24-57	.421	11-24	.458	14-21	.667	15	29	44	39.4	14	15	13	4	5	73	79.0
vs Central Ark.	12/18/2021	82-44	W	28-56	.500	11-26	.423	15-22	.682	6	32	38	39.3	7	20	11	6	10	82	79.3
Creighton	12/21/2021	72-81	L	24-55	.436	11-21	.524	13-19	.684	10	21	31	38.6	18	8	11	5	5	72	78.7
Tennessee	01/02/2022	63-70	L	23-76	.303	8-40	.200	9-11	.818	12	24	36	38.4	29	6	9	8	8	63	77.6
at Vanderbilt	01/06/2022	51-54	L	19-67	.284	9-33	.273	4-8	.500	17	28	45	38.9	17	11	12	4	5	51	75.8
Missouri	01/09/2022	83-73	W	27-62	.435	11-27	.407	18-22	.818	10	22	32	38.4	11	13	2	4	6	83	76.3
South Carolina	01/16/2022	52-61	L	17-60	.283	7-29	.241	11-13	.846	8	17	25	37.6	18	7	10	4	9	52	74.8
at Alabama	01/20/2022	99-71	W	38-64	.594	15-29	.517	8-13	.615	7	30	37	37.6	10	24	14	4	12	99	76.2
Mississippi St.	01/23/2022	74-54	W	26-64	.406	9-27	.333	13-19	.684	15	29	44	37.9	12	10	8	3	8	74	76.1
LSU	01/27/2022	90-76	W	31-62	.500	13-25	.520	15-23	.652	6	23	29	37.5	16	19	12	1	12	90	76.8
at Tennessee	01/31/2022	83-86	Lot	29-76	.382	12-40	.300	13-21	.619	11	29	40	37.6	20	12	10	3	8	83	77.0
at Texas A&M	02/03/2022	64-77	L	23-64	.359	4-23	.174	14-25	.560	10	36	46	38.0	16	11	10	8	2	64	76.5
Auburn	02/10/2022	68-66	W	24-59	.407	6-21	.286	14-23	.609	13	23	36	37.9	11	8	10	4	6	68	76.1
at Missouri	02/13/2022	88-71	W	33-70	.471	8-20	.400	14-20	.700	14	35	49	38.4	16	6	13	5	7	88	76.6
at Florida	02/17/2022	67-76	L	27-55	.491	1-13	.077	12-20	.600	7	26	33	38.2	15	9	20	5	3	67	76.2
Kentucky	02/20/2022	55-78	L	20-57	.351	4-18	.222	11-21	.524	11	22	33	38.0	15	7	12	4	6	55	75.4
at Ole Miss	02/22/2022	62-70	L	26-63	.413	6-20	.300	4-5	.800	9	26	35	37.9	15	15	13	4	5	62	74.9
Georgia	02/24/2022	62-63	L	22-57	.386	4-17	.235	14-21	.667	7	25	32	37.6	15	12	16	6	9	62	74.4
at Mississippi St.	02/27/2022	87-79	W	31-64	.484	6-17	.353	19-27	.704	10	26	36	37.6	14	17	5	3	8	87	74.9
vs Missouri	03/03/2022	61-52	Wot	18-66	.273	8-22	.364	17-25	.680	11	37	48	37.9	14	13	8	10	6	61	74.4
vs South Carolina	03/04/2022	54-76	L	20-64	.313	5-31	.161	9-15	.600	12	25	37	37.9	21	12	17	11	6	54	73.7
vs Utah	03/18/2022	69-92	L	28-79	.354	4-23	.174	9-15	.600	15	20	35	37.8	15	5	6	6	9	69	73.6
Total		2355		833-2041	.408	258-810	.319	431-642	.671	359	851	1210	37.8	524	400	356	160	237	2355	73.6
Opponents		2129		778-1965	.396	181-563	.321	392-562	.698	391	929	1320	41.3	600	377	501	133	159	2129	66.5

Arkansas Averages

Games Played	Points/game	FG Pct	3FG Pct	FT Pct	Rebounds/game	Assists/game	Turnovers/game	Assist/Turnover ratio	Steals/game	Blocks/game
32	73.6	40.8	31.9	67.1	37.8	12.5	11.1	1.1	7.4	5.0



2021-22 Arkansas Women's Basketball Team Game-by-Game In Conference games

Page 1/1
as of Aug 10, 2022

Opponent	Date	Score		Total		3-Pointers		Free throws		Rebounds				PF	A	TO	BLK	STL	PTS	AVG
				FG-FGA	PCT	3FG-3FGA	PCT	FT-FTA	PCT	OFF	DEF	TOT	AVG							
Tennessee	01/02/2022	63-70	L	23-76	.303	8-40	.200	9-11	.818	12	24	36	36.0	29	6	9	8	8	63	63.0
at Vanderbilt	01/06/2022	51-54	L	19-67	.284	9-33	.273	4-8	.500	17	28	45	40.5	17	11	12	4	5	51	57.0
Missouri	01/09/2022	83-73	W	27-62	.435	11-27	.407	18-22	.818	10	22	32	37.7	11	13	2	4	6	83	65.7
South Carolina	01/16/2022	52-61	L	17-60	.283	7-29	.241	11-13	.846	8	17	25	34.5	18	7	10	4	9	52	62.3
at Alabama	01/20/2022	99-71	W	38-64	.594	15-29	.517	8-13	.615	7	30	37	35.0	10	24	14	4	12	99	69.6
Mississippi St.	01/23/2022	74-54	W	26-64	.406	9-27	.333	13-19	.684	15	29	44	36.5	12	10	8	3	8	74	70.3
LSU	01/27/2022	90-76	W	31-62	.500	13-25	.520	15-23	.652	6	23	29	35.4	16	19	12	1	12	90	73.1
at Tennessee	01/31/2022	83-86	Lot	29-76	.382	12-40	.300	13-21	.619	11	29	40	36.0	20	12	10	3	8	83	74.4
at Texas A&M	02/03/2022	64-77	L	23-64	.359	4-23	.174	14-25	.560	10	36	46	37.1	16	11	10	8	2	64	73.2
Auburn	02/10/2022	68-66	W	24-59	.407	6-21	.286	14-23	.609	13	23	36	37.0	11	8	10	4	6	68	72.7
at Missouri	02/13/2022	88-71	W	33-70	.471	8-20	.400	14-20	.700	14	35	49	38.1	16	6	13	5	7	88	74.1
at Florida	02/17/2022	67-76	L	27-55	.491	1-13	.077	12-20	.600	7	26	33	37.7	15	9	20	5	3	67	73.5
Kentucky	02/20/2022	55-78	L	20-57	.351	4-18	.222	11-21	.524	11	22	33	37.3	15	7	12	4	6	55	72.1
at Ole Miss	02/22/2022	62-70	L	26-63	.413	6-20	.300	4-5	.800	9	26	35	37.1	15	15	13	4	5	62	71.4
Georgia	02/24/2022	62-63	L	22-57	.386	4-17	.235	14-21	.667	7	25	32	36.8	15	12	16	6	9	62	70.7
at Mississippi St.	02/27/2022	87-79	W	31-64	.484	6-17	.353	19-27	.704	10	26	36	36.8	14	17	5	3	8	87	71.8
Total		1148		416-1020	.408	123-399	.308	193-292	.661	167	421	588	36.8	250	187	176	70	114	1148	71.8
Opponents		1125		412-1004	.410	102-300	.340	199-284	.701	204	470	674	42.1	277	206	231	79	83	1125	70.3

Arkansas Averages

Games Played	Points/game	FG Pct	3FG Pct	FT Pct	Rebounds/game	Assists/game	Turnovers/game	Assist/Turnover ratio	Steals/game	Blocks/game
16	71.8	40.8	30.8	66.1	36.8	11.7	11.0	1.1	7.1	4.4



**2021-22 Arkansas Women's Basketball
Category Leaders
All games**

Page 1/3
as of Jun 22, 2022

Points

##	Player	G	Pts	Pts/G
23	Ramirez, Amber	30	463	15.4
43	Daniels, Makayla	28	391	14.0
2	Spencer, Samara	31	379	12.2
13	Goforth, Sasha	32	367	11.5
24	Wolfenbarger, Jersey	30	225	7.5
4	Barnum, Erynn	22	168	7.6
11	Langerman, Rylee	32	101	3.2
3	Eaton, Elauna	28	97	3.5
55	Ellis, Emrie	27	78	2.9
1	Davis, Marquesha	7	41	5.9
25	Oberg, Destinee	19	26	1.4
15	Sage, Ashlyn	15	18	1.2
22	Hughes, Avery	14	1	0.1

Scoring Average

##	Player	G	Pts	Pts/G
23	Ramirez, Amber	30	463	15.4
43	Daniels, Makayla	28	391	14.0
2	Spencer, Samara	31	379	12.2
13	Goforth, Sasha	32	367	11.5
4	Barnum, Erynn	22	168	7.6
24	Wolfenbarger, Jersey	30	225	7.5
1	Davis, Marquesha	7	41	5.9
3	Eaton, Elauna	28	97	3.5
11	Langerman, Rylee	32	101	3.2
55	Ellis, Emrie	27	78	2.9
25	Oberg, Destinee	19	26	1.4
15	Sage, Ashlyn	15	18	1.2
22	Hughes, Avery	14	1	0.1

Field Goal Percentage

##	Player	FG	Att	Pct
25	Oberg, Destinee	12	25	.480
13	Goforth, Sasha	139	319	.436
2	Spencer, Samara	138	325	.425
1	Davis, Marquesha	14	33	.424
23	Ramirez, Amber	159	379	.420
4	Barnum, Erynn	55	134	.410
43	Daniels, Makayla	126	307	.410
24	Wolfenbarger, Jersey	87	215	.405
55	Ellis, Emrie	33	85	.388
11	Langerman, Rylee	36	97	.371
3	Eaton, Elauna	28	95	.295
15	Sage, Ashlyn	6	23	.261

Field Goal Attempts

##	Player	G	Att	Att/G
23	Ramirez, Amber	30	379	12.6
2	Spencer, Samara	31	325	10.5
13	Goforth, Sasha	32	319	10.0
43	Daniels, Makayla	28	307	11.0
24	Wolfenbarger, Jersey	30	215	7.2

Field Goals Made

##	Player	G	Made	Made/G
23	Ramirez, Amber	30	159	5.3
13	Goforth, Sasha	32	139	4.3
2	Spencer, Samara	31	138	4.5
43	Daniels, Makayla	28	126	4.5
24	Wolfenbarger, Jersey	30	87	2.9

3-Point FG Percentage

##	Player	3FG	Att	Pct
23	Ramirez, Amber	78	194	.402
2	Spencer, Samara	44	128	.344
3	Eaton, Elauna	26	81	.321
11	Langerman, Rylee	16	50	.320
13	Goforth, Sasha	26	87	.299
43	Daniels, Makayla	40	136	.294
15	Sage, Ashlyn	4	16	.250
24	Wolfenbarger, Jersey	17	70	.243
4	Barnum, Erynn	3	16	.188
1	Davis, Marquesha	1	6	.167
55	Ellis, Emrie	3	24	.125

3-Point FG Attempts

##	Player	G	Att	Att/G
23	Ramirez, Amber	30	194	6.5
43	Daniels, Makayla	28	136	4.9
2	Spencer, Samara	31	128	4.1
13	Goforth, Sasha	32	87	2.7
3	Eaton, Elauna	28	81	2.9

3-Point FG Made

##	Player	G	Made	Made/G
23	Ramirez, Amber	30	78	2.6
2	Spencer, Samara	31	44	1.4
43	Daniels, Makayla	28	40	1.4
13	Goforth, Sasha	32	26	0.8
3	Eaton, Elauna	28	26	0.9

Free Throw Percentage

##	Player	Made	Att	Pct
15	Sage, Ashlyn	2	2	1.000
3	Eaton, Elauna	15	18	.833
23	Ramirez, Amber	67	82	.817
43	Daniels, Makayla	99	125	.792
55	Ellis, Emrie	9	13	.692
4	Barnum, Erynn	55	80	.688
1	Davis, Marquesha	12	18	.667
13	Goforth, Sasha	63	104	.606
2	Spencer, Samara	59	98	.602
11	Langerman, Rylee	13	23	.565
22	Hughes, Avery	1	2	.500
24	Wolfenbarger, Jersey	34	71	.479
25	Oberg, Destinee	2	6	.333

Free Throw Attempts

##	Player	G	Att	Att/G
43	Daniels, Makayla	28	125	4.5
13	Goforth, Sasha	32	104	3.3
2	Spencer, Samara	31	98	3.2
23	Ramirez, Amber	30	82	2.7
4	Barnum, Erynn	22	80	3.6

Free Throws Made

##	Player	G	Made	Made/G
43	Daniels, Makayla	28	99	3.5
23	Ramirez, Amber	30	67	2.2
13	Goforth, Sasha	32	63	2.0
2	Spencer, Samara	31	59	1.9
4	Barnum, Erynn	22	55	2.5

Rebounds

##	Player	G	Reb	Reb/G
13	Goforth, Sasha	32	152	4.8
43	Daniels, Makayla	28	149	5.3
23	Ramirez, Amber	30	138	4.6
24	Wolfenbarger, Jersey	30	130	4.3
11	Langerman, Rylee	32	119	3.7

Assists

##	Player	G	Ast	Ast/G
2	Spencer, Samara	31	96	3.1
43	Daniels, Makayla	28	78	2.8
23	Ramirez, Amber	30	58	1.9
13	Goforth, Sasha	32	45	1.4
24	Wolfenbarger, Jersey	30	32	1.1

Rebounds Average

##	Player	G	Reb	Reb/G
43	Daniels, Makayla	28	149	5.3
4	Barnum, Erynn	22	105	4.8
13	Goforth, Sasha	32	152	4.8
23	Ramirez, Amber	30	138	4.6
24	Wolfenbarger, Jersey	30	130	4.3

Steals

##	Player	G	Stl	Stl/G
43	Daniels, Makayla	28	50	1.8
23	Ramirez, Amber	30	42	1.4
2	Spencer, Samara	31	36	1.2
11	Langerman, Rylee	32	28	0.9
13	Goforth, Sasha	32	22	0.7

Offensive Rebounds

##	Player	G	OReb	OReb/G
13	Goforth, Sasha	32	52	1.6
43	Daniels, Makayla	28	51	1.8
11	Langerman, Rylee	32	41	1.3
24	Wolfenbarger, Jersey	30	37	1.2
4	Barnum, Erynn	22	35	1.6

Blocked Shots

##	Player	G	Blk	Blk/G
13	Goforth, Sasha	32	66	2.1
24	Wolfenbarger, Jersey	30	27	0.9
55	Ellis, Emrie	27	22	0.8
4	Barnum, Erynn	22	12	0.5
11	Langerman, Rylee	32	11	0.3

Defensive Rebounds

##	Player	G	DReb	DReb/G
23	Ramirez, Amber	30	135	4.5
13	Goforth, Sasha	32	100	3.1
43	Daniels, Makayla	28	98	3.5
2	Spencer, Samara	31	96	3.1
24	Wolfenbarger, Jersey	30	93	3.1

Minutes

##	Player	G	Min	Min/G
23	Ramirez, Amber	30	1055	35:11
13	Goforth, Sasha	32	944	29:31
2	Spencer, Samara	31	930	30:00
43	Daniels, Makayla	28	845	30:11
24	Wolfenbarger, Jersey	30	666	22:13

Fouls

##	Player	G	PF	PF/G
13	Goforth, Sasha	32	84	2.6
11	Langerman, Rylee	32	83	2.6
24	Wolfenbarger, Jersey	30	76	2.5
43	Daniels, Makayla	28	74	2.6
2	Spencer, Samara	31	49	1.6

Turnovers

##	Player	G	TO	TO/G
2	Spencer, Samara	31	82	2.6
43	Daniels, Makayla	28	42	1.5
23	Ramirez, Amber	30	39	1.3
13	Goforth, Sasha	32	38	1.2
24	Wolfenbarger, Jersey	30	37	1.2

Foul Outs

##	Player	G	FO
13	Goforth, Sasha	32	3
24	Wolfenbarger, Jersey	30	2
11	Langerman, Rylee	32	2
43	Daniels, Makayla	28	1
55	Ellis, Emrie	27	1



2021-22 Arkansas Women's Basketball
Points-rebounds-assists
All games

Page 1/2
as of Jun 22, 2022

Opponent	Date	Score		1 DAVIS,MARQ	2 SPENCER,SA	3 EATON,ELAU	4 BARNUM,ERY	11 LANGERMAN,	13 GOFORTH,SA	15 SAGE,ASHLY	22 HUGHES,AVE	23 RAMIREZ,AM	24 WOLFENBARG	25 OBERG,DEST
Tarleton St.	11/10/2021	85-33	W	5-4-1	12-3-2	11-2-0	12-6-2	2-2-3	8-5-2	6-0-0	0-0-1	0-4-2	10-5-0	0-3-0
Ark.-Pine Bluff	11/12/2021	96-53	W	7-2-1	14-3-4	15-7-1	15-6-1	5-1-0	11-4-3	0-3-1	0-0-0	11-4-3	7-6-1	0-0-0
at UConn	11/14/2021	80-95	L	5-2-1	8-0-2	3-0-0	16-8-2	0-0-0	17-5-1	DNP	DNP	20-2-2	0-4-0	DNP
at Arkansas St.	11/19/2021	94-71	W	10-2-1	16-6-2	5-1-0	5-4-1	8-6-3	8-4-1	3-1-0	0-1-0	13-3-0	DNP	0-2-0
SMU	11/22/2021	65-58	W	1-0-0	6-3-2	0-0-0	18-9-0	0-4-0	8-8-2	DNP	DNP	11-2-2	2-1-0	DNP
Sam Houston	11/27/2021	92-66	W	11-4-0	12-1-3	0-0-0	6-3-0	4-2-1	7-6-4	0-1-0	0-0-0	17-4-1	16-3-0	0-2-2
Belmont	11/28/2021	83-63	W	2-3-0	13-1-3	6-2-0	15-7-1	8-2-0	10-2-1	0-0-0	0-0-0	7-3-3	10-4-3	2-0-0
at UCF	12/02/2021	51-52	L	DNP	5-3-1	3-1-0	5-6-2	0-2-0	11-2-3	DNP	DNP	3-2-3	6-3-1	DNP
California	12/05/2021	84-67	W	DNP	9-2-2	2-1-0	9-4-4	3-3-0	19-4-0	0-0-0	0-0-0	6-11-3	2-1-0	0-0-0
Jackson St.	12/09/2021	66-62	W	DNP	14-2-4	3-2-1	DNP	2-6-2	11-10-3	DNP	DNP	9-0-3	7-4-0	4-2-2
Little Rock	12/12/2021	73-39	W	DNP	4-1-3	11-2-0	DNP	6-3-1	14-8-1	3-3-0	0-0-0	14-6-0	4-5-2	10-10-3
vs Central Ark.	12/18/2021	82-44	W	DNP	15-1-6	6-2-1	DNP	3-8-3	17-4-1	4-4-1	0-0-1	DNP	16-5-1	10-5-3
Creighton	12/21/2021	72-81	L	DNP	10-6-3	6-0-1	DNP	0-4-1	11-7-2	DNP	DNP	DNP	11-6-1	0-3-0
Tennessee	01/02/2022	63-70	L	DNP	8-6-0	4-3-0	DNP	0-4-2	9-4-0	DNP	0-0-0	26-6-1	5-2-0	0-0-0
at Vanderbilt	01/06/2022	51-54	L	DNP	2-5-4	6-1-0	DNP	0-3-0	17-11-1	DNP	DNP	15-4-1	0-2-0	0-0-1
Missouri	01/09/2022	83-73	W	DNP	3-4-3	0-0-1	DNP	17-5-0	10-1-0	DNP	DNP	21-6-4	11-5-0	DNP
South Carolina	01/16/2022	52-61	L	DNP	6-4-1	0-0-0	DNP	1-2-0	8-3-2	DNP	DNP	14-2-0	3-0-2	0-0-0
at Alabama	01/20/2022	99-71	W	DNP	18-3-5	6-1-0	8-4-1	3-2-1	11-3-2	0-0-0	0-0-0	19-9-7	12-1-0	0-1-3
Mississippi St.	01/23/2022	74-54	W	DNP	19-5-3	0-0-0	3-1-0	4-6-0	13-12-0	0-0-0	0-0-0	17-4-2	3-3-2	0-0-0
LSU	01/27/2022	90-76	W	DNP	20-3-2	0-0-0	6-2-1	5-4-3	4-3-3	0-0-0	0-0-0	25-3-2	8-6-4	0-0-0
at Tennessee	01/31/2022	83-86	Lot	DNP	17-4-4	3-3-0	5-5-0	1-6-1	10-3-1	DNP	DNP	29-8-2	13-2-2	DNP
at Texas A&M	02/03/2022	64-77	L	DNP	20-7-3	1-3-0	8-5-0	4-11-2	2-3-2	DNP	DNP	17-2-2	12-10-1	DNP
Auburn	02/10/2022	68-66	W	DNP	DNP	3-1-0	4-9-1	4-7-2	16-5-2	0-0-0	DNP	30-4-2	DNP	0-0-0
at Missouri	02/13/2022	88-71	W	DNP	22-7-4	3-0-0	DNP	4-3-0	18-4-1	DNP	DNP	25-9-0	12-11-1	DNP
at Florida	02/17/2022	67-76	L	DNP	19-2-3	0-1-0	1-0-0	2-6-2	18-4-0	0-0-0	DNP	10-10-1	15-6-2	DNP
Kentucky	02/20/2022	55-78	L	DNP	8-3-5	0-1-0	8-3-0	0-0-0	9-7-0	0-0-0	1-1-0	18-3-0	4-1-0	0-2-0
at Ole Miss	02/22/2022	62-70	L	DNP	19-6-5	DNP	DNP	2-3-2	13-5-1	DNP	DNP	15-4-1	7-7-2	DNP
Georgia	02/24/2022	62-63	L	DNP	9-5-4	DNP	1-0-0	0-2-0	13-4-1	DNP	DNP	7-4-2	9-7-1	DNP
at Mississippi St.	02/27/2022	87-79	W	DNP	12-3-6	0-0-0	10-4-0	3-2-0	20-3-3	DNP	DNP	15-8-5	13-6-1	DNP
vs Missouri	03/03/2022	61-52	Wot	DNP	11-2-2	DNP	4-3-0	0-4-1	11-4-1	DNP	DNP	17-7-1	5-9-3	DNP
vs South Carolina	03/04/2022	54-76	L	DNP	10-8-2	0-1-0	7-4-2	8-3-0	8-2-0	2-0-0	0-0-0	8-3-3	2-1-2	0-0-1
vs Utah	03/18/2022	69-92	L	DNP	18-5-3	DNP	2-12-0	2-3-0	5-2-1	DNP	DNP	24-1-0	0-4-0	DNP

Opponent	Date	Score		43 DANIELS,MA	55 ELLIS,EMRI
Tarleton St.	11/10/2021	85-33	W	15-6-1	4-2-0
Ark.-Pine Bluff	11/12/2021	96-53	W	5-5-4	6-5-1
at UConn	11/14/2021	80-95	L	5-6-3	6-4-0
at Arkansas St.	11/19/2021	94-71	W	22-8-5	4-5-0
SMU	11/22/2021	65-58	W	16-7-2	3-1-1
Sam Houston	11/27/2021	92-66	W	11-5-6	8-4-1
Belmont	11/28/2021	83-63	W	3-3-5	7-1-1
at UCF	12/02/2021	51-52	L	18-6-1	0-0-0
California	12/05/2021	84-67	W	32-3-0	2-0-0
Jackson St.	12/09/2021	66-62	W	16-8-3	DNP
Little Rock	12/12/2021	73-39	W	7-2-5	DNP
vs Central Ark.	12/18/2021	82-44	W	11-6-3	DNP
Creighton	12/21/2021	72-81	L	34-2-0	DNP
Tennessee	01/02/2022	63-70	L	11-4-1	0-1-2
at Vanderbilt	01/06/2022	51-54	L	7-9-2	4-2-2
Missouri	01/09/2022	83-73	W	17-8-4	4-2-1
South Carolina	01/16/2022	52-61	L	17-5-2	3-3-0
at Alabama	01/20/2022	99-71	W	18-5-5	4-3-0
Mississippi St.	01/23/2022	74-54	W	15-5-3	0-1-0
LSU	01/27/2022	90-76	W	20-5-4	2-0-0
at Tennessee	01/31/2022	83-86	Lot	5-1-2	0-0-0
at Texas A&M	02/03/2022	64-77	L	DNP	0-3-1
Auburn	02/10/2022	68-66	W	DNP	11-5-1
at Missouri	02/13/2022	88-71	W	DNP	4-8-0
at Florida	02/17/2022	67-76	L	DNP	2-0-1
Kentucky	02/20/2022	55-78	L	7-2-2	0-2-0
at Ole Miss	02/22/2022	62-70	L	4-4-3	2-2-1
Georgia	02/24/2022	62-63	L	21-4-4	2-0-0
at Mississippi St.	02/27/2022	87-79	W	14-4-1	0-0-1
vs Missouri	03/03/2022	61-52	Wot	13-14-5	DNP
vs South Carolina	03/04/2022	54-76	L	9-9-2	0-1-0
vs Utah	03/18/2022	69-92	L	18-3-0	0-1-1



2021-22 Arkansas Women's Basketball Player Highs Analysis All games

Page 1/4
as of Aug 09, 2022

Arkansas - Individual Game Highs

POINTS	34		Makayla Daniels vs Creighton (12/21/2021)
	32		Makayla Daniels vs California (12/05/2021)
	30		Amber Ramirez vs Auburn (02/10/2022)
	29		Amber Ramirez at Tennessee (01/31/2022)
	26		Amber Ramirez vs Tennessee (01/02/2022)
FIELD GOALS MADE	11		Makayla Daniels vs Creighton (12/21/2021)
	11		Makayla Daniels vs California (12/05/2021)
FIELD GOAL ATTEMPTS	28		Amber Ramirez vs Utah (N) (03/18/2022)
	25		Amber Ramirez vs Tennessee (01/02/2022)
FIELD GOAL PERCENTAGE (min 5 made)	.875	(7-8)	Jersey Wolfenbarger vs Central Ark. (N) (12/18/2021)
	.833	(5-6)	Samara Spencer vs Tarleton St. (11/10/2021)
3 PT FG MADE	5		Amber Ramirez vs Auburn (02/10/2022)
	5		Amber Ramirez at Tennessee (01/31/2022)
	5		Amber Ramirez vs LSU (01/27/2022)
	5		Samara Spencer vs Mississippi St. (01/23/2022)
	5		Amber Ramirez at Alabama (01/20/2022)
	5		Rylee Langerman vs Missouri (01/09/2022)
	5		Amber Ramirez at Vanderbilt (01/06/2022)
	5		Amber Ramirez vs Tennessee (01/02/2022)
	5		Makayla Daniels vs Creighton (12/21/2021)
3 PT FG ATTEMPTS	13		Amber Ramirez vs Tennessee (01/02/2022)
	12		Amber Ramirez vs Utah (N) (03/18/2022)
3 PT FG PERCENTAGE (min 2 made)	1.000	(3-3)	Amber Ramirez vs Missouri (N) (03/03/2022)
	1.000	(2-2)	Sasha Goforth at Missouri (02/13/2022)
	1.000	(2-2)	Elauna Eaton at Alabama (01/20/2022)
	1.000	(2-2)	Makayla Daniels vs Central Ark. (N) (12/18/2021)
	1.000	(2-2)	Jersey Wolfenbarger vs Central Ark. (N) (12/18/2021)
	1.000	(2-2)	Rylee Langerman vs Belmont (11/28/2021)
	1.000	(2-2)	Samara Spencer vs Tarleton St. (11/10/2021)
	1.000	(2-2)	Ashlyn Sage vs Tarleton St. (11/10/2021)
FREE THROWS MADE	11		Amber Ramirez vs Missouri (01/09/2022)
	8		Erynn Barnum at UConn (11/14/2021)
FREE THROW ATTEMPTS	12		Amber Ramirez vs Missouri (01/09/2022)
	10		Sasha Goforth vs SMU (11/22/2021)
	10		Erynn Barnum at UConn (11/14/2021)
FREE THROW PERCENTAGE (min 3 made)	1.000	(7-7)	Sasha Goforth vs Central Ark. (N) (12/18/2021)
	1.000	(6-6)	Makayla Daniels vs California (12/05/2021)
	1.000	(6-6)	Amber Ramirez vs California (12/05/2021)
	1.000	(5-5)	Erynn Barnum vs Belmont (11/28/2021)
	1.000	(5-5)	Sasha Goforth at UConn (11/14/2021)
	1.000	(5-5)	Elauna Eaton vs Tarleton St. (11/10/2021)
	1.000	(4-4)	Erynn Barnum at Mississippi St. (02/27/2022)
	1.000	(4-4)	Makayla Daniels vs Georgia (02/24/2022)
	1.000	(4-4)	Amber Ramirez at Florida (02/17/2022)
	1.000	(4-4)	Makayla Daniels vs Tennessee (01/02/2022)
	1.000	(4-4)	Makayla Daniels at UCF (12/02/2021)
	1.000	(3-3)	Makayla Daniels vs Kentucky (02/20/2022)
	1.000	(3-3)	Sasha Goforth at Alabama (01/20/2022)
	1.000	(3-3)	Samara Spencer vs Central Ark. (N) (12/18/2021)
	1.000	(3-3)	Makayla Daniels vs Little Rock (12/12/2021)
	1.000	(3-3)	Elauna Eaton vs Belmont (11/28/2021)
	1.000	(3-3)	Amber Ramirez vs Sam Houston (11/27/2021)
REBOUNDS	14		Makayla Daniels vs Missouri (N) (03/03/2022)
	12		Erynn Barnum vs Utah (N) (03/18/2022)
	12		Sasha Goforth vs Mississippi St. (01/23/2022)





2021-22 Arkansas Women's Basketball
Player Highs Analysis
All games

Page 2/4
as of Aug 09, 2022

Arkansas - Individual Game Highs

ASSISTS	7	Amber Ramirez at Alabama (01/20/2022)
	6	Samara Spencer at Mississippi St. (02/27/2022)
	6	Samara Spencer vs Central Ark. (N) (12/18/2021)
	6	Makayla Daniels vs Sam Houston (11/27/2021)
STEALS	6	Makayla Daniels vs Central Ark. (N) (12/18/2021)
	4	Amber Ramirez at Mississippi St. (02/27/2022)
	4	Rylee Langerman at Missouri (02/13/2022)
	4	Amber Ramirez at Vanderbilt (01/06/2022)
	4	Samara Spencer vs Jackson St. (12/09/2021)
	4	Erynn Barnum vs Belmont (11/28/2021)
BLOCKED SHOTS	5	Sasha Goforth vs Missouri (N) (03/03/2022)
	5	Sasha Goforth vs Tennessee (01/02/2022)
	5	Emrie Ellis vs Ark.-Pine Bluff (11/12/2021)
TURNOVERS	8	Samara Spencer at Florida (02/17/2022)
	6	Samara Spencer vs South Carolina (N) (03/04/2022)
	6	Samara Spencer vs Georgia (02/24/2022)
	6	Samara Spencer at Missouri (02/13/2022)
FOULS	5	Rylee Langerman at Mississippi St. (02/27/2022)
	5	Sasha Goforth at Texas A&M (02/03/2022)
	5	Makayla Daniels vs Tennessee (01/02/2022)
	5	Sasha Goforth vs Tennessee (01/02/2022)
	5	Emrie Ellis vs Tennessee (01/02/2022)
	5	Rylee Langerman vs Tennessee (01/02/2022)
	5	Jersey Wolfenbarger vs Tennessee (01/02/2022)
	5	Jersey Wolfenbarger vs California (12/05/2021)
	5	Sasha Goforth at Arkansas St. (11/19/2021)



0 Saylor Poffenbarger | R-Fr. | 6-2 | G | Middletown, Conn. (Middletown HS) | UConn

POFFENBARGER BENCHMARK STATS

N/A

2021-22 SEASON HIGHS

CAREER HIGHS

Points	3	at St. John's	2-17-21*
FG Made	1	at St. John's	2-17-21*
FG Att.	4	at St. John's	2-17-21
3FG Made	2	vs. Tarleton	11-10-21
3FG Att.	3	at DePaul	1-31-21
FT Made	1	at St. John's	2-17-21
FT Att.	1	at St. John's	2-17-21
Off. Reb.	1	at Xavier	2-20-21
Def. Reb.	1	vs. Villanova	3-7-21*
Rebounds	2	at Xavier	2-20-21
Assists	N/A		
Blocks	1	at St. John's	2-17-21
Steals	N/A		
Minutes	5	at St. John's	2-17-21

N/A

SEC HIGHS

NOTABLES

Stat	20-21	22-23	Career
Double Figure Pts	-	-	-
Double Figure Rebs	-	-	-
Double-Doubles	-	-	-
5 + Assists	-	-	-
5 + Blocks	-	-	-
5 + Steals	-	-	-
Led Team in Pts	-	-	-
Led Team in Reb	-	-	-
20 + Points	-	-	-
30+ Points	-	-	-

* Most Recent

GAME NOTES

- Had six points and five rebounds in exhibition game vs. UAFA
- Appeared in 12 games in her first collegiate season at UConn after enrolling in Jan. 2021
- Tallied three points, one rebound and one block at St. John's with the Huskies
- No. 30th-ranked recruit in her class, No. 13th-ranked guard
- 2020 Ms. Maryland Basketball
- Won gold at the 2019 FIBA Americas U16 Championship

WHO IS SAYLOR POFFENBARGER?

- Majoring in recreation and sport management
- Plays for her little brother that passed away
- Comes from an athletic family: mother, Amy, played basketball at Missouri and was a huge influence on Saylor's basketball journey, and three of her brothers play football: Reese (21) – starting quarterback for U of Albany, Brittin (15) – freshman in HS football and Higgins (10) – fourth grade football player
- Played against teammate Makayla Daniels a few times and was on the same AAU team as her at one point
- Favorite movie: Legally Blonde

CAREER STATISTICS

		Total				3-Point			F-Throw			Rebounds													
Year	GP-GS	Min	Avg	FG	FGA	Pct	FG	FGA	Pct	FT	FTA	Pct	Off	Def	Tot	Avg	PF	FO	Ast	TO	Blk	Stl	Pts	Avg	
2020-21*	12-0	32	2.6	2	15	.133	1	11	.091	1	1	1.000	1	3	4	0.3	2	0	0	0	1	0	6	0.5	
Career	12-0	32	2.6	2	15	.133	1	11	.091	1	1	1.000	1	3	4	0.3	2	0	0	0	1	0	6	0.5	
UConn Stats*																									

UConn Stats*



2 Samara Spencer | So. | 5-7 | G | Fort Lauderdale, Fla. (St. Thomas Aquinas HS)

SPENCER BENCHMARK STATS				
2021-22 SEASON HIGHS	Points	22	at Missouri	2-13-22
	FG Made	9	at Florida	2-17-22*
	FG Att.	21	at Missouri	2-13-22*
	3FG Made	5	vs. Miss. State	1-23-22
	3FG Att.	8	at #7 Tennessee	1-31-22*
	FT Made	6	at Miss. State	2-27-22*
	FT Att.	8	at Miss. State	2-27-22*
	Off. Reb.	2	vs. #1 SC	3-4-22*
	Def. Reb.	7	at Missouri	2-13-22*
	Rebounds	8	vs. #1 SC	3-4-22
	Assists	6	at Miss. State	2-27-22*
	Blocks	1	vs. Utah	3-18-22*
	Steals	4	vs. Jackson State	12-9-21
	Minutes	43	at #7 Tennessee	1-31-22

CAREER HIGHS	Points	22	at Missouri	2-13-22
	FG Made	9	at Florida	2-17-22*
	FG Att.	21	at Missouri	2-13-22*
	3FG Made	5	vs. Miss. State	1-23-22
	3FG Att.	8	at #7 Tennessee	1-31-22*
	FT Made	6	at Miss. State	2-27-22*
	FT Att.	8	at Miss. State	2-27-22*
	Off. Reb.	2	vs. #1 SC	3-4-22*
	Def. Reb.	7	at Missouri	2-13-22*
	Rebounds	8	vs. #1 SC	3-4-22
	Assists	6	at Miss. State	2-27-22*
	Blocks	1	vs. Utah	3-18-22*
	Steals	4	vs. Jackson State	12-9-21
	Minutes	43	at #7 Tennessee	1-31-22

SEC HIGHS	Points	22	at Missouri	2-13-22
	FG Made	9	at Florida	2-17-22*
	FG Att.	21	at Missouri	2-13-22*
	3FG Made	5	vs. Miss. State	1-23-22
	3FG Att.	8	at #7 Tennessee	1-31-22*
	FT Made	6	at Miss. State	2-27-22*
	FT Att.	8	at Miss. State	2-27-22*
	Off. Reb.	2	vs. #1 SC	3-4-22*
	Def. Reb.	7	at Missouri	2-13-22*
	Rebounds	8	vs. #1 SC	3-4-22
	Assists	6	at Miss. State	2-27-22*
	Blocks	1	at Missouri	2-13-22*
	Steals	2	at Ole Miss	2-22-22*
	Minutes	43	at #7 Tennessee	1-31-22

NOTABLES	Stat	21-22	22-23	Career
	Double Figure Pts	20	-	20
	Double Figure Rebs	-	-	-
	Double-Doubles	-	-	-
	5 + Assists	5	-	5
	5 + Blocks	-	-	-
	5 + Steals	-	-	-
	Led Team in Pts	5	-	5
	Led Team in Reb	1	-	1
	20 + Points	3	-	3
	30+ Points	-	-	-

* Most Recent

GAME NOTES

- Registered 15 points in exhibition vs. UAfS
- Named 2022 SEC Freshman of the Year, first Arkansas player since 2009 (C'eria Ricketts)
- Won SEC Freshman of the Week four times last season, the most in the league
- Tallied 18 points and five rebounds in the first round of the NCAA Tournament versus Utah
- Registered three 20-point games, including a career-high 22 points at Missouri (2/13)
- Earned 10 double-digit scoring performances in the final 12 games of the season
- Captured back-to-back double figure performances to start her college career
- Finished third on the team in scoring and led the way in assists (96) as a freshman
- Led St. Thomas Aquinas to a state title during her senior season

WHO IS SAMARA SPENCER?

- Majoring in recreation and sport management
- First Floridan to make up an Arkansas WBB roster since 2010
- Favorite foods: Steak or lasagna
- Favorite place to eat in Fayetteville: Tacos 4 Life
- Proudest accomplishment in basketball: winning SEC Freshman of the year last year

#2 SPENCER, Samara

Opponent	Date	GS	MIN	Total		3-Pointers		Free throws		Rebounds		PF	A	TO	BLK	STL	PTS	AVG			
				FG-FGA	PCT	3FG-3FGA	PCT	FT-FTA	PCT	OFF	DEF								TOT	AVG	
Tarleton St.	11/10/2021		16:44	5-6	.833	2-2	1.000	0-2	.000	0	3	3	3.0	3	2	2	0	1	12	12.0	
Ark.-Pine Bluff	11/12/2021	*	20:01	3-5	.600	2-3	.667	6-8	.750	1	2	3	3.0	2	4	3	0	1	14	13.0	
at UConn	11/14/2021		16:49	3-6	.500	0-1	.000	2-2	1.000	0	0	0	2.0	1	2	1	0	1	8	11.3	
at Arkansas St.	11/19/2021		23:31	6-11	.545	2-5	.400	2-3	.667	2	4	6	3.0	0	2	0	0	1	16	12.5	
SMU	11/22/2021		28:09	2-6	.333	1-2	.500	1-2	.500	1	2	3	3.0	1	2	1	0	3	6	11.2	
Sam Houston	11/27/2021	*	22:06	4-5	.800	3-4	.750	1-2	.500	0	1	1	2.7	0	3	3	1	2	12	11.3	
Belmont	11/28/2021	*	24:51	5-10	.500	3-5	.600	0-0	.000	0	1	1	2.4	1	3	1	0	1	13	11.6	
at UCF	12/02/2021	*	35:14	2-6	.333	1-5	.200	0-0	.000	3	3	3	2.5	2	1	0	1	0	5	10.8	
California	12/05/2021	*	26:28	4-8	.500	1-2	.500	0-0	.000	1	1	2	2.4	2	2	2	0	0	9	10.6	
Jackson St.	12/09/2021	*	27:25	4-9	.444	3-5	.600	3-4	.750	1	1	2	2.4	1	4	4	0	4	14	10.9	
Little Rock	12/12/2021	*	24:10	2-7	.286	0-1	.000	0-0	.000	1	0	1	2.3	4	3	3	0	0	4	10.3	
vs Central Ark.	12/18/2021	*	32:00	5-12	.417	2-7	.286	3-3	1.000	0	1	1	2.2	1	6	5	0	2	15	10.7	
Creighton	12/21/2021	*	38:26	2-12	.167	1-5	.200	5-6	.833	0	6	6	2.5	4	3	3	0	0	10	10.6	
Tennessee	01/02/2022	*	26:03	3-9	.333	1-5	.200	1-1	1.000	2	4	6	2.7	1	0	0	0	1	8	10.4	
at Vanderbilt	01/06/2022	*	25:16	1-10	.100	0-5	.000	0-0	.000	2	3	5	2.9	2	4	1	1	1	2	9.9	
Missouri	01/09/2022	*	15:54	1-4	.250	1-3	.333	0-0	.000	0	4	4	2.9	3	3	1	0	0	3	9.4	
South Carolina	01/16/2022	*	33:52	2-4	.500	1-1	1.000	1-1	1.000	1	3	4	3.0	0	1	2	1	2	6	9.2	
at Alabama	01/20/2022	*	32:17	7-13	.538	4-8	.500	0-0	.000	0	3	3	3.0	0	5	0	1	2	18	9.7	
Mississippi St.	01/23/2022	*	33:49	6-12	.500	5-8	.625	2-4	.500	0	5	5	3.1	2	3	1	0	2	19	10.2	
LSU	01/27/2022	*	37:19	8-15	.533	3-5	.600	1-6	.167	1	2	3	3.1	2	2	2	0	1	20	10.7	
at Tennessee	01/31/2022	*	42:57	7-21	.333	1-8	.125	2-5	.400	1	3	4	3.1	1	4	4	0	0	17	11.0	
at Texas A&M	02/03/2022	*	40:00	8-15	.533	2-5	.400	2-6	.333	0	7	7	3.3	1	3	4	1	1	20	11.4	
at Missouri	02/13/2022	*	36:36	9-21	.429	1-7	.143	3-4	.750	0	7	7	3.5	1	4	6	1	1	22	11.9	
at Florida	02/17/2022	*	38:25	9-18	.500	0-4	.000	1-4	.250	0	2	2	3.4	4	3	8	0	1	19	12.2	
Kentucky	02/20/2022	*	30:07	3-9	.333	0-3	.000	2-4	.500	0	3	3	3.4	1	5	4	0	1	8	12.0	
at Ole Miss	02/22/2022	*	33:04	8-18	.444	2-5	.400	1-2	.500	1	5	6	3.5	2	5	3	0	2	19	12.3	
Georgia	02/24/2022	*	36:14	2-4	.500	0-0	.000	5-8	.625	1	4	5	3.6	1	4	6	0	0	9	12.1	
at Mississippi St.	02/27/2022	*	33:56	3-9	.333	0-2	.000	6-8	.750	0	3	3	3.5	1	6	2	0	0	12	12.1	
vs Missouri	03/03/2022	*	32:55	4-16	.250	1-5	.200	2-3	.667	0	2	2	3.5	2	2	2	0	2	11	12.1	
vs South Carolina	03/04/2022	*	30:25	3-9	.333	0-4	.000	4-6	.667	2	6	8	3.6	1	2	6	0	1	10	12.0	
vs Utah	03/18/2022	*	35:11	7-15	.467	1-3	.333	3-4	.750	0	5	5	3.7	2	3	2	1	2	18	12.2	
Totals			27	930:14	138-325	.425	44-128	.344	59-98	.602	18	96	114	3.7	49	96	82	8	36	379	12.2

Player Averages

Games Played	Minutes/game	Points/game	FG Pct	3FG Pct	FT Pct	Rebounds/game	Assists/game	Turnovers/game	Assist/Turnover ratio	Steals/game	Blocks/game
31	30.0	12.2	42.5	34.4	60.2	3.7	3.1	2.6	1.2	1.2	0.3

CAREER STATISTICS

SEASON	TEAM	GP-GS	MIN/AVG	Field Goals		3-Point		F-Throws		Rebounds				Scoring						
				FG-FGA	FG%	3FG-3FGA	3FG%	FT-FTA	FT%	OFF	DEF	TOT	AVG	PF-FO	A	TO	BLK	STL	PTS	AVG
2021-22	Ark	31-27	930/30.0	138-325	.425	44-128	.344	59-98	.602	18	96	114	3.7	49-0	96	82	8	36	379	12.2
TOTAL		31-27	930/30.0	138-325	.425	44-128	.344	59-98	.602	18	96	114	3.7	49-0	96	82	8	36	379	12.2



4 Erynn Barnum | R-Sr. | 6-2 | F | Little Rock, Ark. (Little Rock Central HS)

BARNUM BENCHMARK STATS

2021-22 SEASON HIGHS

Points	18	vs. SMU	11-22-21
FG Made	8	vs. SMU	11-22-21
FG Att.	16	vs. SMU	11-22-21
3FG Made	1	at #7 Tennessee	1-31-22*
3FG Att.	4	at #2 UConn	11-14-21
FT Made	8	at #2 UConn	11-14-21
FT Att.	10	at #2 UConn	11-14-21
Off. Reb.	6	vs. Utah	3-18-22
Def. Reb.	6	vs. Utah	3-18-22*
Rebounds	12	vs. Utah	3-18-22
Assists	4	vs. Cal	12-5-21
Blocks	2	vs. #1 SC	3-4-22*
Steals	4	vs. Belmont	11-28-21*
Minutes	31	at UCF	12-2-21

CAREER HIGHS

Points	18	SMU	11-22-21
FG Made	8	SMU	11-22-21
FG Att.	16	SMU	11-22-21
3FG Made	1	SMU	11-22-21*
3FG Att.	4	at #2 UConn	11-14-21
FT Made	8	at #2 UConn	11-14-21*
FT Att.	12	vs. Oral Roberts	11-25-20
Off. Reb.	6	vs. Utah	3-18-22
Def. Reb.	8	vs. ULM	12-3-20*
Rebounds	12	vs. Utah	3-18-22*
Assists	4	vs. Cal	12-5-21
Blocks	4	vs. Little Rock	12-21-19*
Steals	4	vs. Belmont	11-28-21*
Minutes	31	at UCF	12-2-21

SEC HIGHS

Points	15	at Georgia	1-25-21
FG Made	7	at Georgia	1-25-21
FG Att.	12	vs. Georgia	1-23-20
3FG Made	1	at Tennessee	1-31-22*
3FG Att.	2	at Tennessee	1-31-22*
FT Made	4	at Miss. State	2-27-22*
FT Att.	6	at Texas A&M	2-3-22
Off. Reb.	4	vs. Missouri	1-3-21
Def. Reb.	6	vs. Auburn	2-10-22*
Rebounds	9	vs. Auburn	2-10-22
Assists	2	vs. 1/1 SC	3-4-22*
Blocks	3	vs. Florida	1-26-20
Steals	3	at Texas A&M	2-7-21
Minutes	26	vs. Missouri	1-3-21

NOTABLES

Stat	19-20	20-21	21-22	22-23	Career
Double Figure Pts	4	9	5		18
Double Figure Rebs	1	1	1		3
Double-Doubles	1	1	-		2
5 + Assists	-	-	-		-
5 + Blocks	-	-	-		-
5 + Steals	-	-	-		-
Led Team in Pts	1	-	3		4
Led Team in Reb	4	7	7		
18					
20 + Points	-	-	-		-

* Most Recent

GAME NOTES

- Double-doubled in exhibition vs. UAfs with 14 points and 11 rebounds
- Ended the season by matching a career-high 12 rebounds vs. Utah at the NCAA Tournament
- Dropped in 10 points in the regular season finale at Mississippi State
- Was awesome against SMU, going for a career-best 18 points and nine rebounds
- Tallied 15 points, seven boards and four steals in 20 minutes against Belmont
- Averaged 7.6 points, 4.8 rebounds and 17.5 minutes per game last season
- Started with five double-digit scoring performances in the first seven games of 2021-22
- Notched her second career double-double against Arkansas-Pine Bluff as a sophomore

WHO IS ERYNN BARNUM?

- Majoring in recreation and sport management
- Played volleyball and was player of the year in high school
- One of eight siblings
- Born in Pasadena, Calif. and moved to Little Rock when she was 6
- Favorite food: shrimp alfredo

#4 BARNUM, Erynn

Opponent	Date	GS	MIN	Total		3-Pointers		Free throws		Rebounds				PF	A	TO	BLK	STL	PTS	AVG	
				FG-FGA	PCT	3FG-3FGA	PCT	FT-FTA	PCT	OFF	DEF	TOT	AVG								
Tarleton St.	11/10/2021	*	20:08	3-7	.429	0-0	.000	6-8	.750	2	4	6	6.0	2	2	0	1	3	12	12.0	
Ark.-Pine Bluff	11/12/2021	*	17:42	6-8	.750	1-1	1.000	2-2	1.000	2	4	6	6.0	2	1	1	2	4	15	13.5	
at UConn	11/14/2021	*	26:44	4-12	.333	0-4	.000	8-10	.800	4	4	8	6.7	0	2	1	1	0	16	14.3	
at Arkansas St.	11/19/2021	*	19:02	2-6	.333	0-0	.000	1-2	.500	2	2	4	6.0	3	1	2	2	0	5	12.0	
SMU	11/22/2021	*	29:16	8-16	.500	1-3	.333	1-4	.250	4	5	9	6.6	1	0	2	0	0	18	13.2	
Sam Houston	11/27/2021	*	14:08	2-7	.286	0-1	.000	2-2	1.000	1	2	3	6.0	2	0	1	0	1	6	12.0	
Belmont	11/28/2021	*	20:06	5-9	.556	0-0	.000	5-5	1.000	2	5	7	6.1	1	1	1	0	4	15	12.4	
at UCF	12/02/2021	*	30:33	2-4	.500	0-0	.000	1-2	.500	2	4	6	6.1	2	2	4	0	1	5	11.5	
California	12/05/2021	*	22:27	1-4	.250	0-0	.000	7-9	.778	2	2	4	5.9	1	4	2	0	0	9	11.2	
at Alabama	01/20/2022		10:04	4-6	.667	0-0	.000	0-2	.000	0	4	4	5.7	0	1	1	0	1	8	10.9	
Mississippi St.	01/23/2022		15:40	0-3	.000	0-0	.000	3-4	.750	0	1	1	5.3	2	0	2	0	0	3	10.2	
LSU	01/27/2022		16:20	2-4	.500	0-0	.000	2-2	1.000	0	2	2	5.0	1	1	1	0	1	6	9.8	
at Tennessee	01/31/2022		20:08	2-8	.250	1-2	.500	0-0	.000	1	4	5	5.0	4	0	0	0	1	5	9.5	
at Texas A&M	02/03/2022		13:54	2-6	.333	0-2	.000	4-6	.667	0	5	5	5.0	1	0	0	1	1	8	9.4	
Auburn	02/10/2022	*	20:20	1-6	.167	0-0	.000	2-4	.500	3	6	9	5.3	2	1	3	0	1	4	9.0	
at Florida	02/17/2022		05:18	0-0	.000	0-0	.000	1-2	.500	0	0	0	4.9	2	0	1	0	0	1	8.5	
Kentucky	02/20/2022		13:52	3-5	.600	0-1	.000	2-4	.500	0	3	3	4.8	0	0	1	2	0	8	8.5	
Georgia	02/24/2022		04:49	0-1	.000	0-0	.000	1-2	.500	0	0	0	4.6	0	0	1	0	0	1	8.1	
at Mississippi St.	02/27/2022		12:55	3-4	.750	0-0	.000	4-4	1.000	2	2	4	4.5	2	0	1	0	0	10	8.2	
vs Missouri	03/03/2022		16:06	1-3	.333	0-1	.000	2-4	.500	2	1	3	4.5	1	0	1	0	0	4	8.0	
vs South Carolina	03/04/2022		15:45	3-6	.500	0-1	.000	1-2	.500	0	4	4	4.4	2	2	0	2	1	7	7.9	
vs Utah	03/18/2022		20:01	1-9	.111	0-0	.000	0-0	.000	6	6	12	4.8	1	0	0	1	1	2	7.6	
Totals			10	385:18	55-134	.410	3-16	.188	55-80	.688	35	70	105	4.8	32	18	26	12	20	168	7.6

Player Averages

Games Played	Minutes/game	Points/game	FG Pct	3FG Pct	FT Pct	Rebounds/game	Assists/game	Turnovers/game	Assist/Turnover ratio	Steals/game	Blocks/game
22	17.5	7.6	41.0	18.8	68.8	4.8	0.8	1.2	0.7	0.9	0.5

CAREER STATISTICS

SEASON	TEAM	GP-GS	MIN/AVG	Field Goals FG-FGA FG%	3-Point 3FG-3FGA 3FG%	F-Throws FT-FTA FT%	Rebounds OFF DEF TOT AVG	Scoring PF-FO A TO BLK STL PTS AVG
2019-20	Ark	27-0	306/11.3	50-98 .510	3-7 .429	31-52 .596	31 76 107 4.0	26-0 5 11 28 15 134 5.0
2020-21	Ark	28-0	455/16.3	85-145 .586	1-7 .143	44-87 .506	34 94 128 4.6	56-0 11 30 23 21 215 7.7
2021-22	Ark	22-10	385/17.5	55-134 .410	3-16 .188	55-80 .688	35 70 105 4.8	32-0 18 26 12 20 168 7.6
TOTAL		77-10	1147/14.9	190-377 .504	7-30 .233	130-219 .594	100 240 340 4.4	114-0 34 67 63 56 517 6.7



11 Rylee Langerman | Jr. | 5-9 | G | Norman, Okla. (Christian Heritage HS)

LANGERMAN BENCHMARK STATS

Points	17	vs. Missouri	1-9-22
FG Made	6	vs. Missouri	1-9-22
FG Att.	10	vs. Missouri	1-9-22
3FG Made	5	vs. Missouri	1-9-22
3FG Att.	6	vs. Missouri	1-9-22
FT Made	4	at Ark. State	11-19-21
FT Att.	5	at Ark. State	11-19-21
Off. Reb.	5	vs. Auburn	2-10-22
Def. Reb.	7	at Texas A&M	2-3-22*
Rebounds	11	at Texas A&M	2-3-22
Assists	3	vs. #12 LSU	1-27-22*
Blocks	2	vs. Missouri	3-3-22
Steals	4	at Missouri	2-13-22
Minutes	34	at Florida	2-17-22

GAME NOTES

- Was a dog vs. UAFS in the exhibition with nine rebounds and four steals
- Ripped down 11 boards at Texas A&M, a new career-best
- Lit up Mizzou, going for a career-best 17 points off 5-for-6 shooting from 3-point off the bench
- Was a Swiss army knife against AState, going for eight points, six boards, three assists and three steals
- Started in four consecutive games during the middle of SEC play, ticking a career-high 34 minutes during that stretch at Florida
- Led the team in rebounds in two games last season
- Averaged 3.2 points and 3.7 rebounds across 19.2 minutes played per game last season
- Showed flashes in limited action during her freshman season in 13 game appearances

WHO IS RYLEE LANGERMAN?

- Majoring in biology
- Easily a fan favorite for the work she has done in the community, serving as an inspiration
- Has a twin brother named Ryan who played basketball and golf
- Chose Arkansas because of the atmosphere and culture
- Can play the guitar
- Favorite place to eat in Fayetteville: Sassy's BBQ

2021-22 SEASON HIGHS

Points	17	vs. Missouri	1-9-22
FG Made	6	vs. Missouri	1-9-22
FG Att.	10	vs. Missouri	1-9-22
3FG Made	5	vs. Missouri	1-9-22
3FG Att.	6	vs. Missouri	1-9-22
FT Made	4	at Ark. State	11-19-21
FT Att.	5	at Ark. State	11-19-21
Off. Reb.	5	vs. Auburn	2-10-22
Def. Reb.	7	at Texas A&M	2-3-22*
Rebounds	11	at Texas A&M	2-3-22
Assists	4	vs. UCA	12-13-20
Blocks	2	vs. Missouri	3-3-22
Steals	4	at Missouri	2-13-22
Minutes	34	at Florida	2-17-22

CAREER HIGHS

Points	17	vs. Missouri	1-9-22
FG Made	6	vs. Missouri	1-9-22
FG Att.	10	vs. Missouri	1-9-22
3FG Made	5	vs. Missouri	1-9-22
3FG Att.	6	vs. Missouri	1-9-22
FT Made	2	at Missouri	2-13-22
FT Att.	2	at Missouri	2-13-22*
Off. Reb.	5	vs. Auburn	2-10-22
Def. Reb.	7	at Texas A&M	2-3-22
Rebounds	11	at Texas A&M	2-3-22
Assists	3	vs. 12/11 LSU	1-27-2
Blocks	2	vs. Missouri	3-3-22
Steals	4	at Missouri	2-13-22
Minutes	34	at Florida	2-17-22

SEC HIGHS

NOTABLES

Stat	20-21	21-22	22-23	Career
Double Figure Pts	-	1	-	1
Double Figure Rebs	-	1	-	1
Double-Doubles	-	-	-	-
5+ Assists	-	-	-	-
5+ Blocks	-	-	-	-
5+ Steals	-	-	-	-
Led Team in Pts	-	-	-	-
Led Team in Reb	-	2	-	2
20+ Points	-	-	-	-
30+ Points	-	-	-	-

* Most Recent

#11 LANGERMAN, Rylee

Opponent	Date	GS	MIN	Total		3-Pointers		Free throws		Rebounds			PF	A	TO	BLK	STL	PTS	AVG		
				FG-FA	PCT	3FG-3FGA	PCT	FT-FTA	PCT	OFF	DEF	TOT								AVG	
Tarleton St.	11/10/2021		12:19	1-2	.500	0-0	.000	0-0	.000	2	0	2	2.0	0	3	1	0	0	2	2.0	
Ark.-Pine Bluff	11/12/2021		14:38	2-4	.500	1-2	.500	0-1	.000	0	1	1	1.5	4	0	1	0	1	5	3.5	
at UConn	11/14/2021		05:39	0-0	.000	0-0	.000	0-0	.000	0	0	0	1.0	4	0	0	0	0	0	2.3	
at Arkansas St.	11/19/2021		24:36	2-4	.500	0-2	.000	4-5	.800	1	5	6	2.3	4	3	0	0	3	8	3.8	
SMU	11/22/2021	*	23:35	0-0	.000	0-0	.000	0-0	.000	0	4	4	2.6	3	0	1	0	0	0	3.0	
Sam Houston	11/27/2021		14:48	1-4	.250	0-1	.000	2-2	1.000	0	2	2	2.5	1	1	1	1	4	3.2		
Belmont	11/28/2021		13:27	3-3	1.000	2-2	1.000	0-0	.000	1	1	2	2.4	1	0	2	0	0	8	3.9	
at UCF	12/02/2021		09:07	0-0	.000	0-0	.000	0-0	.000	0	2	2	2.4	3	0	1	0	0	0	3.4	
California	12/05/2021		15:32	1-1	1.000	1-1	1.000	0-0	.000	2	1	3	2.4	2	0	1	0	1	3	3.3	
Jackson St.	12/09/2021		12:36	1-1	1.000	0-0	.000	0-1	.000	2	4	6	2.8	2	2	3	0	1	2	3.2	
Little Rock	12/12/2021		22:27	1-4	.250	1-2	.500	3-4	.750	0	3	3	2.8	3	1	3	1	1	6	3.5	
vs Central Ark.	12/18/2021	*	23:57	1-4	.250	1-2	.500	0-2	.000	1	7	8	3.3	0	3	0	0	0	3	3.4	
Creighton	12/21/2021	*	23:31	0-5	.000	0-3	.000	0-0	.000	2	2	4	3.3	1	1	0	1	2	0	3.2	
Tennessee	01/02/2022		20:08	0-2	.000	0-2	.000	0-0	.000	3	1	4	3.4	5	2	2	1	2	0	2.9	
at Vanderbilt	01/06/2022		11:46	0-2	.000	0-2	.000	0-0	.000	0	3	3	3.3	1	0	1	0	0	0	2.7	
Missouri	01/09/2022		25:17	6-10	.600	5-6	.833	0-0	.000	2	3	5	3.4	1	0	0	1	1	17	3.6	
South Carolina	01/16/2022		12:20	0-1	.000	0-1	.000	1-2	.500	1	1	2	3.4	4	0	0	0	0	1	3.5	
at Alabama	01/20/2022		18:11	1-3	.333	1-3	.333	0-0	.000	0	2	2	3.3	3	1	0	0	1	3	3.4	
Mississippi St.	01/23/2022		19:52	2-5	.400	0-1	.000	0-0	.000	3	3	6	3.4	3	0	1	0	2	4	3.5	
LSU	01/27/2022		20:27	2-3	.667	1-2	.500	0-0	.000	1	3	4	3.5	4	3	1	0	1	5	3.6	
at Tennessee	01/31/2022		33:44	0-2	.000	0-2	.000	1-2	.500	2	4	6	3.6	3	1	2	1	2	1	3.4	
at Texas A&M	02/03/2022	*	28:23	2-6	.333	0-2	.000	0-2	.000	4	7	11	3.9	3	2	0	1	0	4	3.5	
Auburn	02/10/2022	*	31:51	2-6	.333	0-2	.000	0-0	.000	5	2	7	4.0	3	2	0	0	1	4	3.5	
at Missouri	02/13/2022	*	27:07	1-5	.200	0-1	.000	2-2	1.000	2	1	3	4.0	4	0	1	0	4	4	3.5	
at Florida	02/17/2022	*	34:46	1-3	.333	0-0	.000	0-0	.000	3	3	6	4.1	2	2	2	0	1	2	3.4	
Kentucky	02/20/2022		13:15	0-0	.000	0-0	.000	0-0	.000	0	0	0	3.9	1	0	2	0	0	0	3.3	
at Ole Miss	02/22/2022		21:05	1-4	.250	0-2	.000	0-0	.000	0	3	3	3.9	1	2	1	0	0	2	3.3	
Georgia	02/24/2022		12:20	0-1	.000	0-1	.000	0-0	.000	0	2	2	3.8	2	0	1	1	1	0	3.1	
at Mississippi St.	02/27/2022		12:23	1-2	.500	1-1	1.000	0-0	.000	1	1	2	3.8	5	0	1	0	0	3	3.1	
vs Missouri	03/03/2022		13:40	0-2	.000	0-2	.000	0-0	.000	1	3	4	3.8	2	1	1	2	0	0	3.0	
vs South Carolina	03/04/2022		16:37	3-6	.500	2-4	.500	0-0	.000	0	3	3	3.7	4	0	0	0	0	8	3.2	
vs Utah	03/18/2022		23:35	1-2	.500	0-1	.000	0-0	.000	2	1	3	3.7	4	0	1	1	2	2	3.2	
Totals			7	612:60	36-97	.371	16-50	.320	13-23	.565	41	78	119	3.7	83	30	31	11	28	101	3.2

Player Averages

Games Played	Minutes/game	Points/game	FG Pct	3FG Pct	FT Pct	Rebounds/game	Assists/game	Turnovers/game	Assist/Turnover ratio	Steals/game	Blocks/game
32	19.2	3.2	37.1	32.0	56.5	3.7	0.9	1.0	1.0	0.9	0.3

CAREER STATISTICS

SEASON	TEAM	GP-GS	MIN/AVG	Field Goals FG-FGA FG%	3-Point 3FG-3FGA 3FG%	F-Throws FT-FTA FT%	Rebounds OFF DEF TOT AVG	Scoring PF-FO A TO BLK STL PTS AVG
2020-21	Ark	13-0	91/7.0	5-16 .313	4-10 .400	2-4 .500	2 12 14 1.1	10-0 7 9 1 1 16 1.2
2021-22	Ark	32-7	613/19.2	36-97 .371	16-50 .320	13-23 .565	41 78 119 3.7	83-2 30 31 11 28 101 3.2
TOTAL		45-7	704/15.6	41-113 .363	20-60 .333	15-27 .556	43 90 133 3.0	93-2 37 40 12 29 117 2.6



20 Karley Johnson | Fr. | 5-9 | G | Mustang, Okla. (Mustang HS)

JOHNSON BENCHMARK STATS

2021-22 SEASON HIGHS

N/A

CAREER HIGHS

N/A

SEC HIGHS

N/A

NOTABLES

Stat	22-23	Career
Double Figure Pts	-	-
Double Figure Rebs	-	-
Double-Doubles	-	-
5 + Assists	-	-
5 + Blocks	-	-
5 + Steals	-	-
Led Team in Pts	-	-
Led Team in Reb	-	-
20 + Points	-	-
30+ Points	-	-

GAME NOTES

- Played three minutes in exhibition vs. UAFS
- Lone member of the fall 2021 signing class
- Recognized as a 2022 McDonald's All-American nominee
- Tabbed a four-time Oklahoman's Super 5 Honorable Mention choice
- As a senior at Mustang, averaged 12.3 points, 4.3 rebounds and 3.1 assists per game
- Only needed two years to eclipse 1,000 points, doing so as a sophomore

WHO IS KARLEY JOHNSON?

- One of eight children
- Hidden talent: can juggle
- Favorite TV show: Criminal Minds
- Pregame ritual: puts everything on left to right
- Has English bulldogs named Roxie and Gus and a cat named Toast



21 Loren Lindsey | Fr. | 5-11 | G | Fayetteville, Ark. (Fayetteville HS)

LINDSEY BENCHMARK STATS

2021-22 SEASON HIGHS

N/A

CAREER HIGHS

N/A

SEC HIGHS

N/A

NOTABLES


Stat	22-23	Career
Double Figure Pts	-	-
Double Figure Rebs	-	-
Double-Doubles	-	-
5 + Assists	-	-
5 + Blocks	-	-
5 + Steals	-	-
Led Team in Pts	-	-
Led Team in Reb	-	-
20 + Points	-	-
30+ Points	-	-

GAME NOTES

- Played two minutes in exhibition vs. UAFS
- One of two freshmen on the team
- Talented player out of Fayetteville high school, coming to Arkansas as a walk-on
- Tabbed to All-Conference 6A West All-Defensive Team
- Northwest Arkansas Democrat Gazette Player of the Week (Feb. 2, 2022)

WHO IS LOREN LINDSEY?

- Finance major
- Grew up in Northwest Arkansas so it was always a dream to play for the Razorbacks, especially with her grandad, dad, uncle and cousins all playing football here
- Favorite pair of shoes she owns is her Jordans
- Favorite food is hibachi and best restaurant in Fayetteville is Kobe
- Favorite movie: Hoosiers



22 Avery Hughes | Sr. | 5-7 | G | Bentonville, Ark. (Bentonville HS)

HUGHES BENCHMARK STATS

Points	1	vs. Kentucky	2-20-22
FG Made	N/A		
FG Att.	2	vs. UAPB	11-12-21
3FG Made	N/A		
3FG Att.	1	vs. #12 LSU	1-27-22*
FT Made	1	vs. Kentucky	2-20-22
FT Att.	2	vs. Kentucky	2-20-22
Off. Reb.	N/A		
Def. Reb.	1	vs. Kentucky	2-20-22*
Rebounds	1	vs. Kentucky	2-20-22*
Assists	1	vs. UCA	12-18-21*
Blocks	N/A		
Steals	1	vs. UCA	12-18-21*
Minutes	7	vs. UAPB	11-12-21

2021-22 SEASON HIGHS

Points	6	vs. UAPB	12-21-20*
FG Made	2	vs. UAPB	12-21-20*
FG Att.	4	vs. Tulsa	12-11-19
3FG Made	2	vs. UAPB	12-21-20*
3FG Att.	3	vs. Tulsa	12-11-19
FT Made	1	vs. Kentucky	2-20-22*
FT Att.	2	vs. Kentucky	2-20-22
Off. Reb.	N/A		
Def. Reb.	1	vs. Kentucky	2-20-22*
Rebounds	1	vs. Kentucky	2-20-22*
Assists	2	vs. UAPB	12-21-20*
Blocks	N/A		
Steals	1	vs. ULM	12-3-20*
Minutes	10	vs. UAPB	12-21-20*

CAREER HIGHS

Points	3	vs. Alabama	2-28-21
FG Made	1	at Ole Miss	2-16-20
FG Att.	1	vs. LSU	1-27-22*
3FG Made	N/A		
3FG Att.	1	vs. LSU	1-27-22*
FT Made	3	vs. Alabama	2-28-21
FT Att.	3	vs. Alabama	2-28-21
Off. Reb.	N/A		
Def. Reb.	1	vs. Kentucky	2-20-22
Rebounds	1	vs. Kentucky	2-20-22
Assists	N/A		
Blocks	N/A		
Steals	N/A		
Minutes	4	at Vanderbilt	1-19-20

SEC HIGHS

Stat	19-20	20-21	21-22	22-23	Career
Double Figure Pts	-	-	-	-	-
Double Figure Rebs	-	-	-	-	-
Double-Doubles	-	-	-	-	-
5 + Assists	-	-	-	-	-
5 + Blocks	-	-	-	-	-
5 + Steals	-	-	-	-	-
Led Team in Pts	-	-	-	-	-
Led Team in Reb	-	-	-	-	-
20 + Points	-	-	-	-	-
30+ Points	-	-	-	-	-

NOTABLES

* Most Recent

GAME NOTES

- Played five minutes in exhibition vs. UAFS
- Former walk-on who earned a scholarship prior to the 2021-22 season
- Appeared in 12 games last season
- Made a free throw for her first points of the 2021-22 season vs. Kentucky
- Dropped a career-best six points on UAPB, hitting two threes in 2020-21
- Finished her career as Bentonville's second leading scorer and set single game records for points (34) and free throws (20-for-22)
- Honors include All-Arkansas Second-Team, All-Northwest Arkansas First-Team, Gatorade Player of the Week, two KURM Dream Team selections and team captain honors as a senior

WHO IS AVERY HUGHES?

- Nursing major
- Her proudest accomplishment is earning a scholarship as a walk-on
- Mother played basketball at Arkansas State and she always looked up to her
- Ran track and was a two-time state champion
- Calls the Arkansas faithful the best fans in the world
- Loves playing for Coach Neighbors because he lets the team make decisions for themselves, which helps her grow into the person she wants to be

#22 HUGHES, Avery

Opponent	Date	GS	MIN	Total		3-Pointers		Free throws		Rebounds			PF	A	TO	BLK	STL	PTS	AVG
				FG-FGA	PCT	3FG-3FGA	PCT	FT-FTA	PCT	OFF	DEF	TOT							
Tarleton St.	11/10/2021		03:26	0-1	.000	0-0	.000	0-0	.000	0	0	0	0	1	0	0	0	0	0.0
Ark.-Pine Bluff	11/12/2021		06:35	0-2	.000	0-1	.000	0-0	.000	0	0	0	0	1	0	0	0	0	0.0
at Arkansas St.	11/19/2021		02:16	0-0	.000	0-0	.000	0-0	.000	0	1	1	0.3	0	1	0	0	0	0.0
Sam Houston	11/27/2021		03:22	0-0	.000	0-0	.000	0-0	.000	0	0	0	0.3	0	0	1	0	0	0.0
Belmont	11/28/2021		02:32	0-0	.000	0-0	.000	0-0	.000	0	0	0	0.2	1	0	0	0	0	0.0
California	12/05/2021		01:32	0-0	.000	0-0	.000	0-0	.000	0	0	0	0.2	0	0	0	0	0	0.0
Little Rock	12/12/2021		03:59	0-0	.000	0-0	.000	0-0	.000	0	0	0	0.1	0	0	0	0	0	0.0
vs Central Ark.	12/18/2021		05:22	0-0	.000	0-0	.000	0-0	.000	0	0	0	0.1	0	1	0	1	0	0.0
Tennessee	01/02/2022		00:07	0-0	.000	0-0	.000	0-0	.000	0	0	0	0.1	0	0	0	0	0	0.0
at Alabama	01/20/2022		02:35	0-0	.000	0-0	.000	0-0	.000	0	0	0	0.1	0	0	0	0	0	0.0
Mississippi St.	01/23/2022		00:21	0-0	.000	0-0	.000	0-0	.000	0	0	0	0.1	0	0	0	0	0	0.0
LSU	01/27/2022		01:39	0-1	.000	0-1	.000	0-0	.000	0	0	0	0.1	0	0	0	0	0	0.0
Kentucky	02/20/2022		02:55	0-0	.000	0-0	.000	1-2	.500	0	1	1	0.2	1	0	0	0	1	0.1
vs South Carolina	03/04/2022		01:30	0-0	.000	0-0	.000	0-0	.000	0	0	0	0.1	0	0	0	0	0	0.1
Totals			0 38:11	0-4	.000	0-2	.000	1-2	.500	0	2	2	0.1	3	2	2	0	1	0.1

Player Averages

Games Played	Minutes/ game	Points/ game	FG Pct	3FG Pct	FT Pct	Rebounds/ game	Assists/ game	Turnovers/ game	Assist/Turnover ratio	Steals/ game	Blocks/ game
14	2.7	0.1	0.0	0.0	50.0	0.1	0.1	0.1	1.0	0.1	0.0

CAREER STATISTICS

				Field Goals		3-Point		F-Throws		Rebounds									Scoring	
SEASON	TEAM	GP-GS	MIN/AVG	FG-FGA	FG%	3FG-3FGA	3FG%	FT-FTA	FT%	OFF	DEF	TOT	AVG	PF-FO	A	TO	BLK	STL	PTS	AVG
2019-20	Ark	14-0	50/3.6	8-16	.500	3-9	.333	1-1	1.000	0	0	0	0.0	8-0	2	8	0	0	20	1.4
2020-21	Ark	7-0	45/6.4	3-7	.429	3-6	.500	3-3	1.000	0	2	2	0.3	2-0	5	3	0	2	12	1.7
2021-22	Ark	14-0	38/2.7	0-4	.000	0-2	.000	1-2	.500	0	2	2	0.1	3-0	2	2	0	1	1	0.1
TOTAL		35-0	133/3.8	11-27	.407	6-17	.353	5-6	.833	0	4	4	0.1	13-0	9	13	0	3	33	0.9



24 Jersey Wolfenbarger | So. | 6-5 | G/F | Fort Smith, Ark. (Northside HS)

WOLFENBARGER BENCHMARK STATS

2021-22 SEASON HIGHS

Points	16	vs. UCA	12-18-21*
FG Made	7	vs. UCA	12-18-21
FG Att.	14	vs. #25 Georgia	2-24-22
3FG Made	3	at #7 Tennessee	1-31-22*
3FG Att.	11	at #7 Tennessee	1-31-22
FT Made	3	vs. Missouri	3-3-22*
FT Att.	6	at Florida	2-17-22*
Off. Reb.	4	vs. Creighton	12-21-21*
Def. Reb.	8	at Missouri	2-13-22
Rebounds	11	at Missouri	2-13-22
Assists	4	vs. #12 LSU	1-27-22
Blocks	3	vs. #1 SC	3-4-22
Steals	3	vs. Missouri	3-3-22*
Minutes	34	vs. Creighton	12-21-21

CAREER HIGHS

Points	16	vs. UCA	12-18-21*
FG Made	7	vs. UCA	12-18-21
FG Att.	14	vs. #25 Georgia	2-24-22
3FG Made	3	at #7 Tennessee	1-31-22*
3FG Att.	11	at #7 Tennessee	1-31-22
FT Made	3	vs. Missouri	3-3-22*
FT Att.	6	at Florida	2-17-22*
Off. Reb.	4	vs. Creighton	12-21-21*
Def. Reb.	8	at Missouri	2-13-22
Rebounds	11	at Missouri	2-13-22
Assists	4	vs. #12 LSU	1-27-22
Blocks	3	vs. #1 SC	3-4-22
Steals	3	vs. Missouri	3-3-22*
Minutes	34	vs. Creighton	12-21-21

SEC HIGHS

Points	13	at Miss. State	2-27-22
FG Made	6	at Miss. State	2-27-22*
FG Att.	14	vs. #25 Georgia	2-24-22
3FG Made	3	at #7 Tennessee	1-31-22*
3FG Att.	11	at #7 Tennessee	1-31-22
FT Made	3	vs. Missouri	3-3-22*
FT Att.	6	at Florida	2-17-22
Off. Reb.	3	at Texas A&M	2-3-22
Def. Reb.	8	at Missouri	2-13-22
Rebounds	11	at Missouri	2-13-22
Assists	4	vs. #12 LSU	1-27-22
Blocks	3	vs. #1 SC	3-4-22
Steals	3	vs. Missouri	3-3-22*
Minutes	30	at Missouri	2-13-22

NOTABLES

Stat	21-22	22-23	Career
Double Figure Pts	12		12
Double Figure Rebs	2		2
Double-Doubles	2		2
5+ Assists	-		-
5+ Blocks	-		-
5+ Steals	-		-
Led Team in Pts	-		-
Led Team in Reb	4		4
20+ Points	-		-
30+ Points	-		-

* Most Recent

GAME NOTES

- Registered 17 points and five rebounds off the bench in exhibition vs. UAfS
- Tapped to the SEC All-Freshman team
- Registered back-to-back double-doubles (at Missouri, 12p-11r and at Texas A&M, 12p-10r)
- Started in all SEC games she appeared in, drawing the start in 23 total games as a freshman
- Averaged 7.5 points, 4.3 rebounds, 1.1 assists and 0.9 blocks per game in her first season
- Matched a career-best 16 points versus UCA
- No. 7 overall recruit, and No. 1 wing player in the ESPN HoopGurlz 2021 recruiting rankings at the time of her signing and a consensus five-star player out of Northside High School
- Arkansas' first McDonald's All-American signee since 2016
- One of five finalists for the Jersey Mike's Naismith High School Player of the Year Award
- Arkansas' Gatorade Player of the year in 2020 and 2021

WHO IS JERSEY WOLFENBARGER?

- Started playing when she was 5 at a local rec team in Missouri and her parents coached her
- Most proud accomplishments in basketball are playing for Team USA at the Fiba World Championship and being a Razorback
- Her favorite thing about last season was Coach Todd saying his favorite thing about freshmen is they become sophomores
- Chose Arkansas because of the genuine coaching staff and to play for one of the best fanbases in the SEC
- Loves all thing natural like hiking, swimming and anything outdoors

#24 WOLFENBARGER, Jersey

Opponent	Date	GS	MIN	Total		3-Pointers		Free throws		Rebounds				PF	A	TO	BLK	STL	PTS	AVG	
				FG-FGA	PCT	3FG-3FGA	PCT	FT-FTA	PCT	OFF	DEF	TOT	AVG								
Tarleton St.	11/10/2021	*	22:07	4-10	.400	1-5	.200	1-4	.250	0	5	5	5.0	4	0	1	1	10	10.0		
Ark.-Pine Bluff	11/12/2021		20:32	2-6	.333	1-2	.500	2-4	.500	4	2	6	5.5	3	1	2	1	7	8.5		
at UConn	11/14/2021		15:55	0-1	.000	0-1	.000	0-0	.000	0	4	4	5.0	2	0	1	1	0	5.7		
SMU	11/22/2021		06:16	1-3	.333	0-0	.000	0-0	.000	1	0	1	4.0	1	0	2	0	1	2	4.8	
Sam Houston	11/27/2021		17:39	5-8	.625	3-4	.750	3-6	.500	2	1	3	3.8	3	0	1	0	0	16	7.0	
Belmont	11/28/2021		16:21	3-7	.429	1-2	.500	3-4	.750	1	3	4	3.8	0	3	0	0	1	10	7.5	
at UCF	12/02/2021		16:21	2-5	.400	1-3	.333	1-2	.500	2	1	3	3.7	3	1	3	0	0	6	7.3	
California	12/05/2021		11:53	1-3	.333	0-0	.000	0-0	.000	0	1	1	3.4	5	0	2	0	0	2	6.6	
Jackson St.	12/09/2021	*	26:42	3-11	.273	1-6	.167	0-2	.000	0	4	4	3.4	3	0	0	0	0	7	6.7	
Little Rock	12/12/2021	*	26:54	1-4	.250	0-0	.000	2-6	.333	1	4	5	3.6	2	2	2	2	0	4	6.4	
vs Central Ark.	12/18/2021	*	23:53	7-8	.875	2-2	1.000	0-2	.000	0	5	5	3.7	1	1	1	2	0	16	7.3	
Creighton	12/21/2021	*	33:34	5-10	.500	1-1	1.000	0-3	.000	4	2	6	3.9	4	1	3	0	0	11	7.6	
Tennessee	01/02/2022	*	14:55	2-10	.200	0-7	.000	1-2	.500	1	1	2	3.8	5	0	2	1	1	5	7.4	
at Vanderbilt	01/06/2022	*	19:32	0-3	.000	0-0	.000	0-0	.000	1	1	2	3.6	1	0	1	2	0	0	6.9	
Missouri	01/09/2022	*	30:16	4-6	.667	0-1	.000	3-4	.750	3	2	5	3.7	2	0	0	0	0	11	7.1	
South Carolina	01/16/2022	*	26:03	1-11	.091	1-9	.111	0-0	.000	0	0	0	3.5	4	2	3	2	1	3	6.9	
at Alabama	01/20/2022	*	17:28	5-7	.714	1-1	1.000	1-2	.500	1	0	1	3.4	2	0	1	1	1	12	7.2	
Mississippi St.	01/23/2022	*	22:06	1-6	.167	0-2	.000	1-2	.500	1	2	3	3.3	1	2	0	1	0	3	6.9	
LSU	01/27/2022	*	22:40	2-6	.333	1-2	.500	3-5	.600	1	5	6	3.5	1	4	2	0	3	8	7.0	
at Tennessee	01/31/2022	*	24:54	5-13	.385	3-11	.273	0-2	.000	0	2	2	3.4	4	2	1	1	1	13	7.3	
at Texas A&M	02/03/2022	*	28:37	5-11	.455	0-2	.000	2-3	.667	3	7	10	3.7	2	1	0	2	0	12	7.5	
at Missouri	02/13/2022	*	30:24	5-10	.500	0-0	.000	2-3	.667	3	8	11	4.0	3	1	3	1	2	12	7.7	
at Florida	02/17/2022	*	32:42	6-11	.545	0-2	.000	3-6	.500	0	6	6	4.1	1	2	3	1	0	15	8.0	
Kentucky	02/20/2022	*	16:36	2-5	.400	0-0	.000	0-0	.000	0	1	1	4.0	4	0	0	0	1	4	7.9	
at Ole Miss	02/22/2022	*	26:30	3-5	.600	0-0	.000	1-1	1.000	2	5	7	4.1	3	2	1	1	0	7	7.8	
Georgia	02/24/2022	*	28:43	4-14	.286	0-1	.000	1-2	.500	1	6	7	4.2	2	1	0	1	2	9	7.9	
at Mississippi St.	02/27/2022	*	22:57	6-9	.667	0-0	.000	1-2	.500	2	4	6	4.3	1	1	0	0	1	13	8.1	
vs Missouri	03/03/2022	*	28:54	1-3	.333	0-1	.000	3-4	.750	2	7	9	4.5	4	3	1	2	3	5	8.0	
vs South Carolina	03/04/2022	*	22:45	1-8	.125	0-5	.000	0-0	.000	0	1	1	4.3	4	2	1	3	0	2	7.8	
vs Utah	03/18/2022	*	12:18	0-1	.000	0-0	.000	0-0	.000	1	3	4	4.3	1	0	0	1	0	0	7.5	
Totals			23	666:26	87-215	.405	17-70	.243	34-71	.479	37	93	130	4.3	76	32	37	27	21	225	7.5

Player Averages

Games Played	Minutes/game	Points/game	FG Pct	3FG Pct	FT Pct	Rebounds/game	Assists/game	Turnovers/game	Assist/Turnover ratio	Steals/game	Blocks/game
30	22.2	7.5	40.5	24.3	47.9	4.3	1.1	1.2	0.9	0.7	0.9

CAREER STATISTICS

				Field Goals		3-Point		F-Throws		Rebounds									Scoring	
SEASON	TEAM	GP-GS	MIN/AVG	FG-FGA	FG%	3FG-3FGA	3FG%	FT-FTA	FT%	OFF	DEF	TOT	AVG	PF-FO	A	TO	BLK	STL	PTS	AVG
2021-22	Ark	30-23	666/22.2	87-215	.405	17-70	.243	34-71	.479	37	93	130	4.3	76-2	32	37	27	21	225	7.5
TOTAL		30-23	666/22.2	87-215	.405	17-70	.243	34-71	.479	37	93	130	4.3	76-2	32	37	27	21	225	7.5



30 Maryam Dauda | R-Fr. | 6-4 | F | Bentonville, Ark. (Bentonville HS)

DAUDA BENCHMARK STATS

2021-22 SEASON HIGHS

N/A

CAREER HIGHS

N/A

SEC HIGHS

N/A

NOTABLES

Stat	21-22	22-23	Career
Double Figure Pts	-	-	-
Double Figure Rebs	-	-	-
Double-Doubles	-	-	-
5 + Assists	-	-	-
5 + Blocks	-	-	-
5 + Steals	-	-	-
Led Team in Pts	-	-	-
Led Team in Reb	-	-	-
20 + Points	-	-	-
30+ Points	-	-	-

GAME NOTES

- Tallied 13 points, eight rebounds and three assists off the bench vs. UAFL in the exhibition
- Sat out during the 2021-22 season, recovering from ACL injury
- The 13th ranked player and top ranked post player in the ESPN HoopGurlz 2021 recruiting rankings at the time of her signing
- Consensus five star recruit out of Bentonville High School
- McDonald's All-American in 2021
- Naismith High School Player of the Year Semifinalist following her senior season
- Four-time All-Conference selection and three-time All-State selection
- Leading scorer, rebounder and shot blocker in the history of Bentonville High School

WHO IS MARYAM DAUDA?

- Majoring in international business
- Born in Nigeria and moved to the U.S. when she was 12
- Father played professional basketball in Belgium
- Favorite pair of shoes: Air Jordan 11 'Cool Grey'
- Favorite TV show: Gilmore Girls



34 Chrissy Carr | R-Sr. | 6-1 | G | Eden Prairie, Minn. (Manhattan [Kan.]) | Syracuse

CARR BENCHMARK STATS

2021-22 SEASON HIGHS

Points	19	vs. Pitt	1-30-22*
FG Made	8	vs. Pitt	1-30-22
FG Att.	15	at Wake Forest	1-30-22*
3FG Made	5	vs. Clemson	12-11-21
3FG Att.	9	vs. BC	2-27-22*
FT Made	6	vs. Minnesota	11-21-21
FT Att.	6	vs. Minnesota	11-21-21
Off. Reb.	4	vs. Morgan St.	12-12-21
Def. Reb.	11	vs. Morgan St.	12-12-21
Rebounds	15	vs. Morgan St.	12-12-21
Assists	4	vs. Pitt	1-30-22
Blocks	3	vs. Louisville	2-6-22
Steals	4	vs. Morgan St.	11-17-21
Minutes	40	at Wake Forest	2-24-22

CAREER HIGHS

Points	31	vs. TCU^	3-1-21
FG Made	9	at Kansas^	1-23-21
FG Att.	20	at West Virginia^	3-3-21*
3FG Made	5	at West Virginia^	3-3-21*
3FG Att.	13	at TCU^	2-2-20
FT Made	11	vs. TCU	3-1-21
FT Att.	12	vs. TCU^	3-1-21
Off. Reb.	4	at Kansas^	1-23-21
Def. Reb.	10	vs. Texas Tech^	2-24-21
Rebounds	15	vs. Morgan St.#	11-17-21
Assists	5	vs. Iowa State^	1-28-21
Blocks	3	vs. Louisville#	2-6-22*
Steals	4	vs. Morgan St.#	11-17-21*
Minutes	43	vs. UTRGV^	12-28-19
^ at Kansas State		# at Syracuse	

N/A

SEC HIGHS

NOTABLES

Stat	18-19	19-20	20-21	21-22	22-23	Career
Double Figure Pts	13	13	20	18		64
Double Figure Rebs	-	-	2	1		3
Double-Doubles	-	-	2	1		3
5 + Assists	-	-	3	-		3
5 + Blocks	-	-	-	-		-
5 + Steals	-	-	-	-		-
Led Team in Pts	3	5	9	9		26
Led Team in Reb	2	-	6	4		12
20 + Points	4	4	5	-		13
30+ Points	-	-	1	-		1
* Most Recent						

GAME NOTES

- Tallied five points and five boards in the start for the UAFS exhibition
- Comes to Arkansas with the most collegiate experience on the roster
- Has tallied 64 double-digit scoring games in her career
- Across four seasons, has started in 113 of 115 career games
- Was third on the team in scoring at Syracuse (11.7 PPG)
- Her best season came in her junior year at Kansas State, averaging 15.2 points, 4.9 rebounds and 1.8 assists per game
- Her career-high of 31 points against TCU (3-1-21) marked one of 13 games she has launched 20+ points

WHO IS CHRISSY CARR?

- Wears #34 because it's #43 flipped and it was her dad's (Chris Carr) number in the NBA
- If she feels like she isn't playing well, she'll change her hair at halftime
- Chose Arkansas for family atmosphere and coaches and loved Fayetteville
- Favorite pair of shoes: Nike Dunks
- Favorite TV show: How to Get Away with Murder

CAREER STATISTICS

CAREER STATISTICS																									
Year	GP-GS	Min	Avg	FG	Total		3-Point		F-Throw				Rebounds				PF	FO	Ast	TO	Blk	Stl	Pts	Avg	
					FGA	Pct	FG	FGA	Pct	FT	FTA	Pct	Off	Def	Tot	Avg									
2018-19*	33-31	967	29.3	109	339	.322	56	194	.289	51	71	.718	22	69	91	2.8	81	1	24	68	14	30	325	9.8	
2019-20*	29-29	792	27.3	94	316	.297	55	195	.282	40	56	.714	12	69	81	2.8	57	0	50	66	9	16	283	9.8	
2020-21*	24-24	773	32.2	127	327	.388	55	157	.350	55	71	.775	18	100	118	4.9	50	0	43	71	9	12	364	15.2	
2021-22+29-29		880	30.3	117	322	.363	60	175	.343	44	48	.917	107	134	241	4.6	80	1	39	58	18	30	338	11.7	
Career	115-113	3412	29.8	447	1304	.343	226	721	.313	190	246	.772	159	372	531	4.6	268	2	156	263	50	88	1310	11.4	
Kansas State Stats*																									
Syracuse Stats+																									



43 Makayla Daniels | Sr. | 5-8 | G | Frederick, Md. (Frederick HS)

DANIELS BENCHMARK STATS

Points	34	vs. Creighton	12-21-21
FG Made	11	vs. Creighton	12-21-21*
FG Att.	17	vs. Missouri	3-3-22*
3FG Made	5	vs. Creighton	12-21-21
3FG Att.	8	at UCF	12-2-21
FT Made	7	vs. #12 LSU	1-27-22*
FT Att.	8	vs. Missouri	3-3-22*
Off. Reb.	5	at Vanderbilt	1-6-22
Def. Reb.	11	vs. Missouri	3-3-22
Rebounds	14	vs. Missouri	3-3-22
Assists	6	vs. Sam Houston	11-27-21
Blocks	1	vs. UCA	12-18-21
Steals	6	vs. UCA	12-18-21
Minutes	43	vs. Missouri	3-3-22*

Points	34	vs. Creighton	12-21-21
FG Made	11	vs. Creighton	12-21-21*
FG Att.	17	vs. Missouri	3-3-22*
3FG Made	6	vs. Oral Roberts	11-14-19
3FG Att.	9	at Tennessee	1-7-21
FT Made	8	vs. Belmont	11-20-19
FT Att.	10	vs. Belmont	11-20-19
Off. Reb.	5	at Vanderbilt	1-6-22
Def. Reb.	11	vs. Missouri	3-3-22
Rebounds	14	vs. Missouri	3-3-22
Assists	7	at SMU	12-9-20
Blocks	1	vs. Tarleton	11-10-21*
Steals	6	vs. UCA	12-18-21
Minutes	43	vs. Missouri	3-3-22

Points	21	vs. Georgia	2-24-22
FG Made	8	vs. Florida	1-26-20
FG Att.	17	vs. Missouri	3-3-22
3FG Made	3	vs. LSU	1-27-22*
3FG Att.	9	at Tennessee	1-7-21
FT Made	7	vs. LSU	1-27-22
FT Att.	8	vs. LSU	1-27-22
Off. Reb.	5	at Vanderbilt	1-6-22
Def. Reb.	11	vs. Missouri	3-3-22
Rebounds	14	vs. Missouri	3-3-22
Assists	5	vs. Auburn	3-5-20*
Blocks	1	at Auburn	2-25-21*
Steals	4	vs. Texas A&M	1-10-21*
Minutes	43	vs. Missouri	3-3-22

Stat	19-20	20-21	21-22	22-23	Career
Double Figure Pts	10	18	17		45
Double Figure Rebs	-	-	1		1
Double-Doubles	-	-	1		1
5 + Assists	3	2	6		11
5 + Blocks	-	-	-		-
5 + Steals	1	-	1		2
Led Team in Pts	3	1	8		12
Led Team in Reb	-	1	7		8
20 + Points	2	1	5		8
30+ Points	-	-	2		2

* Most Recent

GAME NOTES

- Led the Razorbacks in scoring in the exhibition vs. UAFA with 21 points and nine rebounds, while also drawing 10 fouls
- Leading returning scorer (14.0 PPG) and rebounder (5.3 RPG) from the 2021-22 team
- After 18 points vs. Utah in NCAAT, ended 2021-22 with 17 double-digit scoring games
- Became the 31st member of the 1,000-point club after reaching the milestone in the Hogs' tournament game against Utah
- Registered her first career double-double against Mizzou in the SECT (13 points, 14 rebounds)
- Scored 21 against #25 Georgia, her most since returning from injury
- Dropped a career-best 34 points against Creighton, her second 30+ point game of 2021-22
- Has started in all 88 collegiate games she has appeared in

WHO IS MAKAYLA DANIELS?

- Graduated college in three years
- Lived in Japan for seven years, as well as Arizona, North Carolina and Maryland
- Wears #43 because 4+3=7 and 7 is her favorite number
- One of the most interesting things about her is she loves piercings
- Favorite part about playing in Bud Walton Arena: the Hog Call

#43 DANIELS, Makayla

Opponent	Date	GS	MIN	Total		3-Pointers		Free throws		Rebounds			PF	A	TO	BLK	STL	PTS	AVG			
				FG-FGA	PCT	3FG-3FGA	PCT	FT-FTA	PCT	OFF	DEF	TOT								AVG		
Tarleton St.	11/10/2021	*	21:03	5-11	.455	1-4	.250	4-5	.800	3	3	6	6.0	1	1	2	1	2	15	15.0		
Ark.-Pine Bluff	11/12/2021	*	21:37	2-6	.333	0-4	.000	1-1	1.000	2	3	5	5.5	3	4	0	0	2	5	10.0		
at UConn	11/14/2021	*	27:28	2-11	.182	1-5	.200	0-1	.000	2	4	6	5.7	4	3	2	0	0	5	8.3		
at Arkansas St.	11/19/2021	*	29:48	8-13	.615	2-5	.400	4-5	.800	4	4	8	6.3	1	5	4	0	1	22	12.6		
SMU	11/22/2021	*	22:41	6-10	.600	0-3	.000	4-5	.800	0	7	7	6.4	4	2	0	0	1	16	12.6		
Sam Houston	11/27/2021	*	28:46	4-8	.500	0-3	.000	3-4	.750	1	4	5	6.2	2	6	1	0	3	11	12.3		
Belmont	11/28/2021	*	24:55	1-5	.200	0-2	.000	1-2	.500	1	2	3	5.7	2	5	1	0	3	3	11.0		
at UCF	12/02/2021	*	36:27	5-10	.500	4-8	.500	4-4	1.000	2	4	6	5.8	4	1	0	0	3	18	11.9		
California	12/05/2021	*	32:52	11-15	.733	4-7	.571	6-6	1.000	1	2	3	5.4	2	0	3	0	1	32	14.1		
Jackson St.	12/09/2021	*	37:21	5-13	.385	1-4	.250	5-6	.833	4	4	8	5.7	2	3	0	0	1	16	14.3		
Little Rock	12/12/2021	*	23:54	2-6	.333	0-3	.000	3-3	1.000	0	2	2	5.4	2	5	1	0	0	7	13.6		
vs Central Ark.	12/18/2021	*	23:39	3-5	.600	2-2	1.000	3-6	.500	1	5	6	5.4	3	3	2	1	6	11	13.4		
Creighton	12/21/2021	*	34:26	11-17	.647	5-6	.833	7-8	.875	2	0	2	5.2	3	0	2	0	3	34	15.0		
Tennessee	01/02/2022	*	30:00	3-11	.273	1-7	.143	4-4	1.000	0	4	4	5.1	5	1	0	0	1	11	14.7		
at Vanderbilt	01/06/2022	*	34:04	2-14	.143	1-6	.167	2-4	.500	5	4	9	5.3	4	2	3	0	0	7	14.2		
Missouri	01/09/2022	*	38:22	6-11	.545	2-3	.667	3-4	.750	4	4	8	5.5	1	4	0	0	2	17	14.4		
South Carolina	01/16/2022	*	36:43	4-15	.267	2-6	.333	7-8	.875	2	3	5	5.5	2	2	2	0	3	17	14.5		
at Alabama	01/20/2022	*	33:58	6-11	.545	2-4	.500	4-6	.667	3	2	5	5.4	3	5	3	0	2	18	14.7		
Mississippi St.	01/23/2022	*	33:05	6-13	.462	1-7	.143	2-2	1.000	2	3	5	5.4	3	3	1	0	2	15	14.7		
LSU	01/27/2022	*	38:18	5-9	.556	3-6	.500	7-8	.875	1	4	5	5.4	3	4	4	0	2	20	15.0		
at Tennessee	01/31/2022	*	13:12	2-7	.286	1-4	.250	0-0	.000	1	0	1	5.2	0	2	1	0	1	5	14.5		
Kentucky	02/20/2022	*	24:46	2-6	.333	0-2	.000	3-3	1.000	0	2	2	5.0	2	2	1	0	1	7	14.2		
at Ole Miss	02/22/2022	*	26:30	1-9	.111	0-5	.000	2-2	1.000	0	4	4	5.0	3	3	1	0	1	4	13.7		
Georgia	02/24/2022	*	35:26	7-13	.538	3-8	.375	4-4	1.000	0	4	4	5.0	3	4	4	0	3	21	14.0		
at Mississippi St.	02/27/2022	*	31:52	4-13	.308	1-5	.200	5-7	.714	1	3	4	4.9	3	1	0	0	2	14	14.0		
vs Missouri	03/03/2022	*	43:25	3-17	.176	1-4	.250	6-8	.750	3	11	14	5.3	3	5	1	1	1	13	14.0		
vs South Carolina	03/04/2022	*	30:31	3-13	.231	2-9	.222	1-2	.500	4	5	9	5.4	2	2	1	1	2	9	13.8		
vs Utah	03/18/2022	*	29:51	7-15	.467	0-4	.000	4-7	.571	2	1	3	5.3	4	0	2	0	1	18	14.0		
Totals				28	844:60	126-307	.410	40-136	.294	99-125	.792	51	98	149	53	74	78	42	4	50	391	14.0

Player Averages

Games Played	Minutes/game	Points/game	FG Pct	3FG Pct	FT Pct	Rebounds/game	Assists/game	Turnovers/game	Assist/Turnover ratio	Steals/game	Blocks/game
28	30.2	14.0	41.0	29.4	79.2	5.3	2.8	1.5	1.9	1.8	0.1

CAREER STATISTICS

SEASON	TEAM	GP-GS	MIN/AVG	Field Goals FG-FGA FG%	3-Point 3FG-3FGA 3FG%	F-Throws FT-FTA FT%	Rebounds OFF DEF TOT AVG	Scoring PF-FO A TO BLK STL PTS AVG
2019-20	Ark	32-32	720/22.5	107-216 .495	25-56 .446	60-77 .779	7 48 55 1.7	67-1 77 44 2 45 299 9.3
2020-21	Ark	28-28	801/28.6	101-256 .395	44-120 .367	78-97 .804	9 74 83 3.0	75-2 61 43 4 41 324 11.6
2021-22	Ark	28-28	845/30.2	126-307 .410	40-136 .294	99-125 .792	51 98 149 5.3	74-1 78 42 4 50 391 14.0
TOTAL		88-88	2366/26.9	334-779 .429	109-312 .349	237-299 .793	67 220 287 3.3	216-4 216 129 10 136 1014 11.5



55 Emrie Ellis | So. | 6-3 | F | Vanoss, Okla. | Vanoss HS

2021-22 SEASON HIGHS

ELLIS BENCHMARK STATS

Points	11	vs. Auburn	2-10-22
FG Made	4	vs. Auburn	2-10-22
FG Att.	7	vs. Auburn	2-10-22*
3FG Made	1	vs. #1 SC	1-17-22*
3FG Att.	3	vs. #1 SC	1-17-22*
FT Made	3	vs. Auburn	2-10-22
FT Att.	4	vs. Auburn	2-10-22
Off. Reb.	3	at Missouri	2-13-22
Def. Reb.	5	at Missouri	2-13-22
Rebounds	8	at Missouri	2-13-22
Assists	2	at Vanderbilt	1-6-22*
Blocks	5	vs. UAPB	11-12-21
Steals	1	at Alabama	1-20-22
Minutes	27	vs. Auburn	2-10-22

CAREER HIGHS

Points	11	vs. Auburn	2-10-22
FG Made	4	vs. Auburn	2-10-22
FG Att.	7	vs. Auburn	2-10-22*
3FG Made	1	vs. 1/1 SC	1-17-22*
3FG Att.	3	vs. 1/1 SC	1-17-22*
FT Made	3	vs. Auburn	2-10-22
FT Att.	4	vs. Auburn	2-10-22
Off. Reb.	3	at Missouri	2-13-22
Def. Reb.	5	at Missouri	2-13-22
Rebounds	8	at Missouri	2-13-22
Assists	2	at Vanderbilt	1-6-22*
Blocks	5	vs. UAPB	11-12-21
Steals	1	at Alabama	1-20-22
Minutes	27	vs. Auburn	2-10-22

SEC HIGHS

Points	11	vs. Auburn	2-10-22
FG Made	4	vs. Auburn	2-10-22
FG Att.	7	vs. Auburn	2-10-22*
3FG Made	1	vs. 1/1 SC	1-17-22
3FG Att.	3	vs. 1/1 SC	1-17-22
FT Made	3	vs. Auburn	2-10-22
FT Att.	4	vs. Auburn	2-10-22
Off. Reb.	3	at Missouri	2-13-22
Def. Reb.	5	at Missouri	2-13-22
Rebounds	8	at Missouri	2-13-22
Assists	2	vs. Vanderbilt	1-6-22*
Blocks	2	vs. Auburn	2-10-22
Steals	1	at Alabama	1-20-22
Minutes	27	vs. Auburn	2-10-22

NOTABLES

Stat	21-22	22-23	Career
Double Figure Pts	1	-	1
Double Figure Rebs	-	-	-
Double-Doubles	-	-	-
5 + Assists	-	-	-
5 + Blocks	1	-	1
5 + Steals	-	-	-
Led Team in Pts	-	-	-
Led Team in Reb	-	-	-
20 + Points	-	-	-
30+ Points	-	-	-

* Most Recent

GAME NOTES

- Played 14 minutes with three rebounds in two assists in exhibition vs. UAFA
- Blocked five shots against UAPB, the most by a freshman Hog since 2014
- Played in 27 games off the bench in her debut season
- Best performance came against Auburn, tallying 11 points and five boards in 27 minutes
- No. 48 overall recruit in ASGR's 2021 recruiting rankings
- VYPE Top 100 in all four of her high school seasons
- Four-time Pontotoc County All-Conference
- Led the state of Oklahoma in rebounds & blocks in 2018

WHO IS EMRIE ELLIS?

- Majoring in recreation and sport management
- Wears #55 because it was her dad's number
- Favorite thing to do in Fayetteville: swim or go to the lake
- Favorite game from last season: the team's win over Auburn
- Would tell people she wanted to be a nurse when she grew up

#55 ELLIS, Emrie

Opponent	Date	GS	MIN	Total		3-Pointers		Free throws		Rebounds				PF	A	TO	BLK	STL	PTS	AVG	
				FG-FGA	PCT	3FG-3FGA	PCT	FT-FTA	PCT	OFF	DEF	TOT	AVG								
Tarleton St.	11/10/2021		14:49	2-2	1.000	0-0	.000	0-0	.000	1	1	2	2.0	3	0	1	2	0	4	4.0	
Ark.-Pine Bluff	11/12/2021		15:40	3-6	.500	0-1	.000	0-0	.000	2	3	5	3.5	0	1	1	5	0	6	5.0	
at UConn	11/14/2021		13:32	3-5	.600	0-1	.000	0-0	.000	0	4	4	3.7	3	0	2	0	0	6	5.3	
at Arkansas St.	11/19/2021		15:00	2-4	.500	0-2	.000	0-0	.000	1	4	5	4.0	4	0	1	4	0	4	5.0	
SMU	11/22/2021		12:07	1-4	.250	0-2	.000	1-2	.500	0	1	1	3.4	2	1	1	0	0	3	4.6	
Sam Houston	11/27/2021		15:26	3-6	.500	1-3	.333	1-2	.500	2	2	4	3.5	3	1	3	1	0	8	5.2	
Belmont	11/28/2021		16:08	3-7	.429	1-3	.333	0-0	.000	0	1	1	3.1	1	1	1	2	0	7	5.4	
at UCF	12/02/2021		04:56	0-0	.000	0-0	.000	0-0	.000	0	0	0	2.8	1	0	1	0	0	0	4.8	
California	12/05/2021		05:24	0-1	.000	0-1	.000	2-2	1.000	0	0	0	2.4	2	0	1	0	0	2	4.4	
Tennessee	01/02/2022		10:48	0-5	.000	0-2	.000	0-0	.000	1	0	1	2.3	5	2	0	1	0	0	4.0	
at Vanderbilt	01/06/2022		15:29	2-4	.500	0-0	.000	0-0	.000	1	1	2	2.3	1	2	1	0	0	4	4.0	
Missouri	01/09/2022		09:54	2-5	.400	0-0	.000	0-0	.000	0	2	2	2.3	0	1	0	0	0	4	4.0	
South Carolina	01/16/2022		23:10	1-4	.250	1-3	.333	0-0	.000	1	2	3	2.3	4	0	0	1	0	3	3.9	
at Alabama	01/20/2022		12:18	2-4	.500	0-1	.000	0-0	.000	1	2	3	2.4	0	0	1	0	1	4	3.9	
Mississippi St.	01/23/2022		02:14	0-0	.000	0-0	.000	0-0	.000	0	1	1	2.3	0	0	0	0	0	0	3.7	
LSU	01/27/2022		01:00	0-0	.000	0-0	.000	2-2	1.000	0	0	0	2.1	0	0	0	0	0	0	3.6	
at Tennessee	01/31/2022		01:24	0-0	.000	0-0	.000	0-0	.000	0	0	0	2.0	0	0	0	0	0	0	3.4	
at Texas A&M	02/03/2022		06:00	0-1	.000	0-1	.000	0-0	.000	2	1	3	2.1	2	1	2	1	0	0	3.2	
Auburn	02/10/2022		26:49	4-7	.571	0-0	.000	3-4	.750	1	4	5	2.2	1	1	0	2	0	11	3.6	
at Missouri	02/13/2022		11:33	2-4	.500	0-1	.000	0-1	.000	3	5	8	2.5	1	0	0	0	0	4	3.6	
at Florida	02/17/2022		11:36	1-3	.333	0-1	.000	0-0	.000	0	0	0	2.4	1	1	2	1	0	2	3.5	
Kentucky	02/20/2022		09:32	0-3	.000	0-0	.000	0-0	.000	0	2	2	2.4	1	0	1	0	0	0	3.4	
at Ole Miss	02/22/2022		17:08	1-4	.250	0-1	.000	0-0	.000	2	0	2	2.3	3	1	2	1	0	2	3.3	
Georgia	02/24/2022		07:08	1-5	.200	0-1	.000	0-0	.000	0	0	0	2.3	1	0	1	0	1	0	3.3	
at Mississippi St.	02/27/2022		04:03	0-0	.000	0-0	.000	0-0	.000	0	0	0	2.2	0	1	0	0	1	0	3.1	
vs South Carolina	03/04/2022		02:16	0-0	.000	0-0	.000	0-0	.000	0	1	1	2.1	1	0	0	0	0	0	3.0	
vs Utah	03/18/2022		07:41	0-1	.000	0-0	.000	0-0	.000	1	0	1	2.1	0	1	0	0	0	0	2.9	
Totals			0	293:05	33-85	.388	3-24	.125	9-13	.692	19	37	56	2.1	40	15	22	22	2	78	2.9

Player Averages

Games Played	Minutes/game	Points/game	FG Pct	3FG Pct	FT Pct	Rebounds/game	Assists/game	Turnovers/game	Assist/Turnover ratio	Steals/game	Blocks/game
27	10.9	2.9	38.8	12.5	69.2	2.1	0.6	0.8	0.7	0.1	0.8

CAREER STATISTICS

				Field Goals		3-Point		F-Throws		Rebounds									Scoring	
SEASON	TEAM	GP-GS	MIN/AVG	FG-FGA	FG%	3FG-3FGA	3FG%	FT-FTA	FT%	OFF	DEF	TOT	AVG	PF-FO	A	TO	BLK	STL	PTS	AVG
2021-22	Ark	27-0	293/10.9	33-85	.388	3-24	.125	9-13	.692	19	37	56	2.1	40-1	15	22	22	2	78	2.9
TOTAL		27-0	293/10.9	33-85	.388	3-24	.125	9-13	.692	19	37	56	2.1	40-1	15	22	22	2	78	2.9



Official Basketball Box Score - Final
Ark-Fort Smith at Arkansas
11/02/22 Bud Walton Arena, Fayetteville
2022-23 Women's Basketball

Game Time: 7:00 PM
Game Duration: 1:52
Attendance: 642

Officials: Ikeynwa Seales, Eric Koch, Timothy Daley

Ark-Fort Smith - 62

Record: 0-0

NO.	Name	Min	FG M-A	3P M-A	FT M-A	Rebounds OR DR TOT	Fouls PF FD	TP	AS	TO	ST	Blocks BS BA	+/-
22	Sinetra Jones	C 22:26	0-0	0-0	0-0	2 8 10	3 1 0	1	0	2	4	0	-17
15	Rodrea Echols	G 15:58	2-8	1-4	0-0	0 3 3	3 0 0	5	4	2	2	0	-8
21	Hannah Boyett	G 26:50	2-13	2-11	0-0	3 2 5	2 1 6	1	2	0	0	1	-31
23	Aaliyah Prince	G 26:58	10-16	1-1	1-2	0 13 13	2 2 22	5	7	1	0	1	-4
25	Riley Hayes	G 24:31	3-8	3-7	0-0	1 0 1	4 1 9	0	2	1	0	1	-20
11	Truth Taylor	16:11	1-7	1-3	2-2	0 2 2	4 1 5	1	2	0	0	2	-11
35	Dala Allen	13:15	2-3	0-0	0-0	0 4 4	2 1 4	0	0	0	1	0	-9
1	Esther Oluade	13:53	0-2	0-1	1-2	0 1 1	1 1 1	1	3	1	0	0	-13
3	Nya Stewart	12:47	0-2	0-2	5-6	0 1 1	3 6 5	0	2	0	0	0	-4
4	Sydney Nunley	15:50	2-7	1-4	0-0	1 1 2	2 0 5	0	2	0	0	1	-20
24	Laurissa Campbell	07:33	0-0	0-0	0-0	0 1 1	1 0 0	0	1	0	0	0	-10
12	Abby Summitt	03:46	0-0	0-0	0-0	0 1 1	2 0 0	0	1	0	0	0	-3
Team						0 1 1	2 0 0						
Totals			22:66	9-33	9-12	7 38 45	29 14 62	13	24	7	5	6	-30

Technical Fouls::NONE

Dead Ball Rebounds: 0, 1

Shooting By Period			
1 st FG%	7-17	41.2%	
3PT%	1-7	14.3%	
FT%	1-2	50%	
2 nd FG%	4-17	23.5%	
3PT%	4-11	36.4%	
FT%	4-4	100%	
3 rd FG%	6-19	31.6%	
3PT%	2-9	22.2%	
FT%	0-0	0%	
4 th FG%	5-13	38.5%	
3PT%	2-6	33.3%	
FT%	4-6	66.7%	
GM FG%	22-66	33.3%	
3PT%	9-33	27.3%	
FT%	9-12	75.0%	

Arkansas - 92

Record: 0-0

NO.	Name	Min	FG M-A	3P M-A	FT M-A	Rebounds OR DR TOT	Fouls PF FD	TP	AS	TO	ST	Blocks BS BA	+/-
4	Erynn Barnum	F 19:46	4-14	0-2	6-8	4 7 11	0 5 14	0	1	2	0	3	12
0	Saylor Poffenbarger	G 26:18	2-6	2-5	0-0	1 5 6	2 0 6	4	3	1	0	0	11
2	Samara Spencer	G 26:13	5-13	2-5	3-8	0 2 2	0 4 15	1	1	0	1	0	12
34	Christianna Carr	G 19:46	2-14	1-11	0-0	1 4 5	2 0 5	1	1	2	2	1	10
43	Makyla Daniels	G 26:36	6-8	2-3	7-13	4 5 9	2 10 21	1	3	2	0	0	26
11	Rylee Langerman	18:33	0-3	0-2	1-4	3 6 9	2 3 1	0	1	4	1	0	17
24	Jersey Wolfenbarger	18:41	5-10	2-5	5-7	3 2 5	0 3 17	1	0	2	1	1	18
30	Maryam Dauda	20:14	4-8	2-3	3-4	2 6 8	2 3 13	3	1	1	0	0	18
55	Emrie Ellis	13:42	0-1	0-1	0-0	1 2 3	2 0 0	2	2	1	1	0	19
22	Avery Hughes	04:56	0-0	0-0	0-0	0 0 0	0 0 0	0	0	1	0	0	1
20	Karley Johnson	03:06	0-2	0-0	0-2	1 0 1	2 1 0	0	0	0	0	0	4
21	Loren Lindsey	02:09	0-1	0-0	0-0	0 0 0	0 0 0	0	0	0	0	0	2
Team						2 0 2	0 0 0						
Totals			28:80	11-37	25-46	22 39 61	14 29 92	13	13	16	6	5	30

Technical Fouls::NONE

Dead Ball Rebounds: 12, 1

Shooting By Period			
1 st FG%	11-22	50.0%	
3PT%	4-10	40.0%	
FT%	8-16	50%	
2 nd FG%	5-18	27.8%	
3PT%	0-6	0.0%	
FT%	4-7	57.1%	
3 rd FG%	6-24	25.0%	
3PT%	3-13	23.1%	
FT%	5-12	41.7%	
4 th FG%	6-16	37.5%	
3PT%	4-8	50.0%	
FT%	8-11	72.7%	
GM FG%	28-80	35.0%	
3PT%	11-37	29.7%	
FT%	25-46	54.3%	


	UAFS	AR
Biggest lead	0 (1 st 10:00)	30 (4 th 1:08)
Best Scoring Run	8(4 th 8:22)	12(1 st 5:41)
Lead Changes	0	
Times Tied	0	
Time with Lead	00:00	39:47

Points from	UAFS	AR
Turnovers	8	34
Paint	14	30
Second Chance	8	16
Fast Breaks	15	24
Bench	20	31

Period by Period Scoring					
	1st	2nd	3rd	4th	TOT
UAFS	16	16	14	16	62
AR	34	14	20	24	92



Saylor Poffenbarger
R-Fr. | 6-2 | G
Middletown, Md.



Samara Spencer
So. | 5-7 | G
Fort Lauderdale, Fla.



Erynn Barnum
R-Sr. | 6-2 | F
Little Rock, Ark.



Rylee Langerman
Jr. | 5-9 | G
Norman, Okla.



Sasha Goforth
Jr. | 6-1 | G
Fayetteville, Ark.



Ashlyn Sage
So. | 6-2 | G
Weatherford, Okla.



Karley Johnson
Fr. | 5-9 | G
Mustang, Okla.



Loren Lindsey
Fr. | 5-11 | G
Fayetteville, Ark.



Avery Hughes
Sr. | 5-7 | G
Bentonville, Ark.



Jersey Wolfenbarger
So. | 6-5 | G/F
Fort Smith, Ark.



Maryam Dauda
R-Fr. | 6-4 | F
Bentonville, Ark.



Chrissy Carr
R-Sr. | 6-1 | G
Eden Prairie, Minn.



Makayla Daniels
Sr. | 5-9 | G
Frederick, Md.



Emrie Ellis
So. | 6-3 | F
Vanoss, Okla.



Mike Neighbors
Head Coach
Sixth Season



Todd Schaefer
Associate Head Coach
Sixth Season



Pauline Love
Assistant Coach
Sixth Season



Lacey Goldwire
Assistant Coach
Fourth Season



Amber Shirey
Director of Operations



Jayci Stone
Director of SA Development

















Jeff Brazil
Special Assistant to the HC



Simone Rush
Head Athletic Trainer

TV/RADIO CHART

0		Saylor Poffenbarger R-Fr. G TR 6-2 Middletown, Md. UConn Major: Recreation & Sport Management	<table><tr><th></th><th>GP-GS</th><th>PPG</th><th>RPG</th><th>APG</th><th>MPG</th></tr><tr><td>Season</td><td>-</td><td>-</td><td>-</td><td>-</td><td>-</td></tr><tr><td>Career</td><td>12-0</td><td>0.5</td><td>0.3</td><td>0.0</td><td>2.6</td></tr></table>		GP-GS	PPG	RPG	APG	MPG	Season	-	-	-	-	-	Career	12-0	0.5	0.3	0.0	2.6	<ul style="list-style-type: none">Transferred to Arkansas in the winter of 2022Started in Arkansas' exhibition and tallied six points and four assistsAppeared in 12 games in first collegiate season at UConn in 2021Logged three points, one rebound and one block vs. St. John'sNo. 30th-ranked recruit in her class, No. 13th-ranked guard
	GP-GS	PPG	RPG	APG	MPG																	
Season	-	-	-	-	-																	
Career	12-0	0.5	0.3	0.0	2.6																	
2		Samara Spencer So. G 1L 5-7 Fort Lauderdale, Fla. St. Thomas Aquinas Major: Recreation & Sport Management	<table><tr><th></th><th>GP-GS</th><th>PPG</th><th>RPG</th><th>APG</th><th>MPG</th></tr><tr><td>Season</td><td>31-27</td><td>12.2</td><td>3.7</td><td>3.1</td><td>30.0</td></tr><tr><td>Career</td><td>31-27</td><td>12.2</td><td>3.7</td><td>3.1</td><td>30.0</td></tr></table>		GP-GS	PPG	RPG	APG	MPG	Season	31-27	12.2	3.7	3.1	30.0	Career	31-27	12.2	3.7	3.1	30.0	<ul style="list-style-type: none">Named SEC Freshman of the Year, first for Arkansas since 2009Won SEC Freshman of the Week four times last seasonLogged 15 points in start vs. UAFS in the exhibitionHas three 20-point games, including career-high 22 at Miss. StateFinished third on team in scoring and led the team in assistsLed St. Thomas to state title as a senior
	GP-GS	PPG	RPG	APG	MPG																	
Season	31-27	12.2	3.7	3.1	30.0																	
Career	31-27	12.2	3.7	3.1	30.0																	
4		Erynn Barnum R-Sr. F 3L 6-2 Little Rock, Ark. Little Rock Central Major: Recreation & Sport Management	<table><tr><th></th><th>GP-GS</th><th>PPG</th><th>RPG</th><th>APG</th><th>MPG</th></tr><tr><td>Season</td><td>22-10</td><td>7.6</td><td>4.8</td><td>0.8</td><td>17.5</td></tr><tr><td>Career</td><td>77-10</td><td>6.7</td><td>4.4</td><td>0.4</td><td>14.9</td></tr></table>		GP-GS	PPG	RPG	APG	MPG	Season	22-10	7.6	4.8	0.8	17.5	Career	77-10	6.7	4.4	0.4	14.9	<ul style="list-style-type: none">Katrina McClain Preseason Watchlist choiceDouble-doubled in exhibition vs. UAFS with 14 points, 11 reboundsStarted 10 of 24 games last season, missing portion due to injuryMatched career-high 12 boards in NCAA game vs. UtahRegistered career-high 18 points off 8-of-16 shooting & 9 boards vs. SMUHas two double-doubles in career
	GP-GS	PPG	RPG	APG	MPG																	
Season	22-10	7.6	4.8	0.8	17.5																	
Career	77-10	6.7	4.4	0.4	14.9																	
11		Rylee Langerman Jr. G 2L 5-9 Norman, Okla. Christian Heritage Major: Biology	<table><tr><th></th><th>GP-GS</th><th>PPG</th><th>RPG</th><th>APG</th><th>MPG</th></tr><tr><td>Season</td><td>32-7</td><td>3.2</td><td>3.7</td><td>0.9</td><td>19.2</td></tr><tr><td>Career</td><td>45-7</td><td>2.6</td><td>3.0</td><td>0.8</td><td>15.6</td></tr></table>		GP-GS	PPG	RPG	APG	MPG	Season	32-7	3.2	3.7	0.9	19.2	Career	45-7	2.6	3.0	0.8	15.6	<ul style="list-style-type: none">Was a dog in the exhibition vs. UAFS with nine boards and four stealsAppeared in all 32 games last seasonPulled down 11 rebounds at Texas A&M, a career-highDominated vs. Mizzou for career-high 17 points (5-for-6 from 3-point)Does whatever the team needs on the courtStarted in four straight games midway through SEC playAveraged 3.2 points and 3.7 rebounds per game last season
	GP-GS	PPG	RPG	APG	MPG																	
Season	32-7	3.2	3.7	0.9	19.2																	
Career	45-7	2.6	3.0	0.8	15.6																	
13		Sasha Goforth Jr. G 1L 6-1 Fayetteville, Ark. Oregon State Major: Human Development and Family Sciences	<table><tr><th></th><th>GP-GS</th><th>PPG</th><th>RPG</th><th>APG</th><th>MPG</th></tr><tr><td>Season</td><td>32-32</td><td>11.5</td><td>4.8</td><td>1.4</td><td>29.5</td></tr><tr><td>Career</td><td>52-52</td><td>11.5</td><td>4.3</td><td>1.5</td><td>29.5</td></tr></table>		GP-GS	PPG	RPG	APG	MPG	Season	32-32	11.5	4.8	1.4	29.5	Career	52-52	11.5	4.3	1.5	29.5	<ul style="list-style-type: none">Won't see the floor this season, as she will be redshirtingOnly Hog to start all 32 games last seasonOne of four players who averaged double digits in scoring, logging 11.5 points and 4.8 boards per gameLed the team with 66 blocks, third most in program historyHighly recruited player out of Fayetteville HS, No. 7 nationally
	GP-GS	PPG	RPG	APG	MPG																	
Season	32-32	11.5	4.8	1.4	29.5																	
Career	52-52	11.5	4.3	1.5	29.5																	
15		Ashlyn Sage So. G 1L 6-2 Weatherford, Okla. Weatherford Major: Psychology	<table><tr><th></th><th>GP-GS</th><th>PPG</th><th>RPG</th><th>APG</th><th>MPG</th></tr><tr><td>Season</td><td>15-0</td><td>1.2</td><td>0.8</td><td>0.1</td><td>5.2</td></tr><tr><td>Career</td><td>15-0</td><td>1.2</td><td>0.8</td><td>0.1</td><td>5.2</td></tr></table>		GP-GS	PPG	RPG	APG	MPG	Season	15-0	1.2	0.8	0.1	5.2	Career	15-0	1.2	0.8	0.1	5.2	<ul style="list-style-type: none">Won't play in 2022-23Started out collegiate career with a bang, going 2-of-2 from beyond the arc for six points vs. Tarleton StatePlayed 15 games off the bench, seven of those SEC gamesNo. 84 overall recruit in Premier Basketball's 2021 rankings
	GP-GS	PPG	RPG	APG	MPG																	
Season	15-0	1.2	0.8	0.1	5.2																	
Career	15-0	1.2	0.8	0.1	5.2																	
20		Karley Johnson Fr. G FR 5-9 Mustang, Okla. Mustang Major: Undecided	<table><tr><th></th><th>GP-GS</th><th>PPG</th><th>RPG</th><th>APG</th><th>MPG</th></tr><tr><td>Season</td><td>-</td><td>-</td><td>-</td><td>-</td><td>-</td></tr><tr><td>Career</td><td>-</td><td>-</td><td>-</td><td>-</td><td>-</td></tr></table>		GP-GS	PPG	RPG	APG	MPG	Season	-	-	-	-	-	Career	-	-	-	-	-	<ul style="list-style-type: none">Only signee in fall classPlayed three minutes off the bench in the UAFS exhibitionTabbed a 2022 McDonald's All-American nomineeAs a senior at Mustang HS, averaged 12.3 points, 4.3 rebounds and 3.1 assists per gameOnly needed two years to surpass 1,000 points in HS career
	GP-GS	PPG	RPG	APG	MPG																	
Season	-	-	-	-	-																	
Career	-	-	-	-	-																	
21		Loren Lindsey Fr. G FR 5-11 Fayetteville, Ark. Fayetteville Major: Finance	<table><tr><th></th><th>GP-GS</th><th>PPG</th><th>RPG</th><th>APG</th><th>MPG</th></tr><tr><td>Season</td><td>15-0</td><td>1.2</td><td>0.8</td><td>0.1</td><td>5.2</td></tr><tr><td>Career</td><td>15-0</td><td>1.2</td><td>0.8</td><td>0.1</td><td>5.2</td></tr></table>		GP-GS	PPG	RPG	APG	MPG	Season	15-0	1.2	0.8	0.1	5.2	Career	15-0	1.2	0.8	0.1	5.2	<ul style="list-style-type: none">Local standout player out of Fayetteville HSPlayed two minutes off the bench in UAFS exhibitionTabbed to the All-Conference 6A West All-Defensive TeamNamed Northwest Arkansas Democrat Gazette Player of the WeekLed team to state semifinals in 2020 with 55-53 win and the championship game was not played due to Covid-19
	GP-GS	PPG	RPG	APG	MPG																	
Season	15-0	1.2	0.8	0.1	5.2																	
Career	15-0	1.2	0.8	0.1	5.2																	
22		Avery Hughes Sr. G 3L 5-7 Bentonville, Ark. Bentonville Major: Nursing	<table><tr><th></th><th>GP-GS</th><th>PPG</th><th>RPG</th><th>APG</th><th>MPG</th></tr><tr><td>Season</td><td>14-0</td><td>0.1</td><td>0.1</td><td>0.1</td><td>2.7</td></tr><tr><td>Career</td><td>35-0</td><td>0.9</td><td>0.1</td><td>0.3</td><td>3.8</td></tr></table>		GP-GS	PPG	RPG	APG	MPG	Season	14-0	0.1	0.1	0.1	2.7	Career	35-0	0.9	0.1	0.3	3.8	<ul style="list-style-type: none">Former walk-on, earned a scholarship prior to 2021-22 seasonPlayed four minutes in exhibition vs. UAFSAppeared in 12 games last seasonBest game of career came in 2020-21 vs. UAPB where she dropped two 3-pointersBentonville HS's second leading scorer
	GP-GS	PPG	RPG	APG	MPG																	
Season	14-0	0.1	0.1	0.1	2.7																	
Career	35-0	0.9	0.1	0.3	3.8																	
24		Jersey Wolfenbarger So. F 1L 6-5 Fort Smith, Ark. Northside Major: Psychology	<table><tr><th></th><th>GP-GS</th><th>PPG</th><th>RPG</th><th>APG</th><th>MPG</th></tr><tr><td>Season</td><td>30-23</td><td>7.5</td><td>4.3</td><td>1.1</td><td>22.2</td></tr><tr><td>Career</td><td>30-23</td><td>7.5</td><td>4.3</td><td>1.1</td><td>22.2</td></tr></table>		GP-GS	PPG	RPG	APG	MPG	Season	30-23	7.5	4.3	1.1	22.2	Career	30-23	7.5	4.3	1.1	22.2	<ul style="list-style-type: none">Named to SEC All-Freshman TeamDelivered 17 points and five boards off bench in exhibitionRecorded two double-doubles as a freshman, started in all SEC gamesMatched a career-best 16 points vs. UCANo. 7 overall recruit and No. 1 wing player in the ESPN HoopGurlz 2021 recruiting rankings at the time of her signing
	GP-GS	PPG	RPG	APG	MPG																	
Season	30-23	7.5	4.3	1.1	22.2																	
Career	30-23	7.5	4.3	1.1	22.2																	
30		Maryam Dauda R-Fr. F FR 6-4 Bentonville, Ark. Bentonville Major: International Business	<table><tr><th></th><th>GP-GS</th><th>PPG</th><th>RPG</th><th>APG</th><th>MPG</th></tr><tr><td>Season</td><td>-</td><td>-</td><td>-</td><td>-</td><td>-</td></tr><tr><td>Career</td><td>-</td><td>-</td><td>-</td><td>-</td><td>-</td></tr></table>		GP-GS	PPG	RPG	APG	MPG	Season	-	-	-	-	-	Career	-	-	-	-	-	<ul style="list-style-type: none">Sat out during 2021-22 season recovering from ACL injuryLogged 13 points, eight points and three assists in exhibition13th-ranked player and top post player in the ESPN HoopGurlz 2021 recruiting class at her time of signingConsensus five-star recruit and McDonald's All-American
	GP-GS	PPG	RPG	APG	MPG																	
Season	-	-	-	-	-																	
Career	-	-	-	-	-																	
34		Chrissy Carr R-Sr. G TR 6-1 Eden Prairie, Minn. Syracuse Major: Operations Management	<table><tr><th></th><th>GP-GS</th><th>PPG</th><th>RPG</th><th>APG</th><th>MPG</th></tr><tr><td>Season</td><td>29-29</td><td>11.7</td><td>4.6</td><td>1.3</td><td>30.3</td></tr><tr><td>Career</td><td>115-113</td><td>11.4</td><td>4.6</td><td>1.4</td><td>29.8</td></tr></table>		GP-GS	PPG	RPG	APG	MPG	Season	29-29	11.7	4.6	1.3	30.3	Career	115-113	11.4	4.6	1.4	29.8	<ul style="list-style-type: none">Comes to Arkansas w/ most collegiate experience (4 years)Started in exhibition, tallying five points and boards and two blocksHas tallied 64 double-digit scoring games in her careerAcross four seasons, has started in all but two games in her careerWas third on team in scoring (11.7 PPG) at SyracuseBest game came against TCU K-State junior year with 31 points
	GP-GS	PPG	RPG	APG	MPG																	
Season	29-29	11.7	4.6	1.3	30.3																	
Career	115-113	11.4	4.6	1.4	29.8																	
43		Makayla Daniels Sr. G 3L 5-8 Frederick, Md. Frederick Major: Recreation & Sport Management	<table><tr><th></th><th>GP-GS</th><th>PPG</th><th>RPG</th><th>APG</th><th>MPG</th></tr><tr><td>Season</td><td>28-28</td><td>14.0</td><td>5.3</td><td>2.8</td><td>30.2</td></tr><tr><td>Career</td><td>88-88</td><td>11.5</td><td>3.3</td><td>2.5</td><td>26.9</td></tr></table>		GP-GS	PPG	RPG	APG	MPG	Season	28-28	14.0	5.3	2.8	30.2	Career	88-88	11.5	3.3	2.5	26.9	<ul style="list-style-type: none">All-SEC Preseason Second Team choiceLed team in exhibition w/ 21 points, nine boards and drew 10 foulsLeading returning scorer (14.0) and rebounder (5.3) from 2021-22 teamSurpassed 1,000-point mark in Utah game, 31st Hog to do soRecorded 17 double-digit scoring affairs last seasonHad first career double-double against Mizzou in SECT (13p-14r)Only player on roster to start in all collegiate game appearances
	GP-GS	PPG	RPG	APG	MPG																	
Season	28-28	14.0	5.3	2.8	30.2																	
Career	88-88	11.5	3.3	2.5	26.9																	
55		Emrie Ellis So. F 1L 6-3 Vanoss, Okla. Vanoss Major: Exercise Science	<table><tr><th></th><th>GP-GS</th><th>PPG</th><th>RPG</th><th>APG</th><th>MPG</th></tr><tr><td>Season</td><td>27-0</td><td>2.9</td><td>2.1</td><td>0.6</td><td>10.9</td></tr><tr><td>Career</td><td>27-0</td><td>2.9</td><td>2.1</td><td>0.6</td><td>10.9</td></tr></table>		GP-GS	PPG	RPG	APG	MPG	Season	27-0	2.9	2.1	0.6	10.9	Career	27-0	2.9	2.1	0.6	10.9	<ul style="list-style-type: none">Played in 27 games during her freshman seasonLogged 14 minutes in exhibition with three rebounds and two assistsHad five blocks against UAPB, most by a freshman Hog since 2014Best game came against Auburn with 11 points and five boards in 27 minutesNo. 48 overall recruit in ASGR's 2021 recruiting rankings
	GP-GS	PPG	RPG	APG	MPG																	
Season	27-0	2.9	2.1	0.6	10.9																	
Career	27-0	2.9	2.1	0.6	10.9																	

HC



Mike Neighbors

Sixth season, 10th overall
Alma Mater: Arkansas '93

Career: 194-105 (10th)
AR: 96-64 (6)
• Close to century marks in wins
• Proud Arkansas native

AHC



AC

