



LITTLE ROCK

2022-23 WOMEN'S BASKETBALL



6 NCAA APPEARANCES // 5 WNIT APPEARANCES // 10 SUN BELT CHAMPIONSHIPS // 12 20+ WIN SEASONS

ARKANSAS [4-0] AT LITTLE ROCK [1-1]

Saturday, Nov. 20 • 1 p.m. CT • Jack Stephens Center (5,600) • Little Rock, Ark.

#LittleRocksTeam • @LittleRockWBB • f • i • @

THE MATCHUP



SERIES BREAKDOWN

Overall: 0-4

At Little Rock: 0-2

Foley vs. UARK: 0-3

Neighbors vs. LR: 3-0
Current Streak: UARK, 4



JOE FOLEY

Overall: 834-296
Years: 36th
At Little Rock: 378-215
Years: 20th

MIKE NEIGHBORS

Overall: 198-105
Years: 10th
At Arkansas: 100-64
Years: Sixth

BY THE NUMBERS

1

Number of wins the Razorbacks have recorded all-time at the Jack Stephens Center.

0

Number of wins all other in-state teams have recorded all-time at the Jack Stephens Center.

6

Number of coaches with floors currently named for them after Joe Foley Court was dedicated on Nov. 13.

4

Number of newcomers in Little Rock's projected starting lineup for Sunday's game.

TALE OF THE TAPE

LR	COMPARISON	UARK
50.0	POINTS PER GAME	75.3
-7.0	SCORING MARGIN	+22.0
.384	FG%	.381
.364	3FG%	.292
.513	FT%	.576
31.5	REB PER GAME	48.0
12.5	AST PER GAME	12.3
5.5	STL PER GAME	8.3
1.5	BLK PER GAME	3.8
0.7	AST-TO RATIO	1.2

A LITTLE ROCK WIN WOULD...

- Give Little Rock its first-ever win over the Razorbacks.
- Mark the third straight year the Trojans have beaten an SEC team.
- Mark yet another win over an in-state team at the Jack Stephens Center.
- Register Joe Foley's 835th win as a head coach (but who's counting?).
- Give Joe Foley his 379th win as head coach of the Trojans.
- Be better than a loss.

PROJECTED STARTERS

(Based on Recent Games)



10

JAIYAH SMITH

5-6 • G • So.
Miami, Fla. • Ole Miss

MIN	PPG	FG%	REB	AST
36.7	9.0	31.3%	9.5	6.5



3

JAYLA BROOKS

5-7 • G • Jr.
Sachse, Texas • SMU / Panola JC

MIN	PPG	FG%	REB	AST
29.3	3.5	33.3%	2.5	2.0



12

TIA HARVEY

5-9 • G • Jr.
Sachse, Texas • Sachse HS

MIN	PPG	FG%	3FG%	AST
33.5	12.5	40.0%	33.3%	1.5




11

FAITH LEE

5-11 • F • Fr.
Monroe, La. • Ouachita Parish HS

MIN	PPG	FG%	REB	STL
34.1	11.0	66.7%	2.5	1.5



32

NIKKI METCALFE

6-2 • F • Gr.
Melbourne, Australia • Arkansas Tech

MIN	PPG	FG%	REB	BLK
32.0	8.0	37.5%	3.5	1.0

STATISTICAL LEADERS

POINTS PER GAME

LR	Tia Harvey	12.5
UARK	Erynn Barnun	20.3

REBOUNDS PER GAME

LR	Jaiyah Smith	9.5
UARK	Erynn Barnum	8.5

ASSISTS PER GAME

LR	Jaiyah Smith	6.5
UARK	Myah Taylor	7.0

STEALS PER GAME

LR	Tia Harvey/Faith Lee	1.5
UARK	Samara Spencer	4.5

BLOCKS PER GAME

LR	Nikki Metcalfe	1.0
UARK	Saylor Poffenbarger	1.5

3-POINTERS

LR	Toyosi Abiola	2
UARK	Carr/Daniels/Spencer	7

FIELD GOAL PCT.

LR	Faith Lee	.667
UARK	Erynn Barnum	.638

FREE THROW PCT.

LR	Nikki Metcalfe	1.000
UARK	Chriss Carr	1.000

OPENING TIP

- Little Rock continues its four-game home stand Sunday by hosting Arkansas.
- The Razorbacks visit the Jack Stephens Center for only the second time ever. The Hogs are the only in-state team to have won a game at the Jack Stephens Center.
- This season marks Little Rock's inaugural campaign in the Ohio Valley Conference.
- Joe Foley has reached 800+ career wins, ranking him third in the nation among active Division I head coaches.
- Little Rock continues its mantra of playing the toughest competition available in the non-conference slate. The Trojans will face five Southeastern Conference (SEC) teams along with Missouri State before opening OVC play.

SCHEDULE & RESULTS

NOVEMBER

10	UA-PINE BLUFF	ESPN+	W	60-56
13	OLE MISS ¹	ESPN+	L	40-58
20	ARKANSAS	ESPN+		1 P.M.
23	ORAL ROBERTS	ESPN+		1 P.M.
30	at Auburn	-		Noon

DECEMBER

3	at Central Arkansas ¹⁻⁴⁰	-		1 p.m.
6	TEXAS A&M	ESPN+		6:30 P.M.
11	at Western Kentucky	-		2 p.m.
15	at Alabama	-		6 p.m.
18	ARKANSAS STATE	ESPN+		1 P.M.
21	at Missouri State	-		1 p.m.
29	UT MARTIN*	ESPN+		5 P.M.
31	at Tennessee State*	ESPN+		1 p.m.

JANUARY

5	LINDENWOOD*	ESPN+		5 P.M.
7	SOUTHEAST MISSOURI*	ESPN+		1 P.M.
12	at Southern Indiana*	ESPN+		5 p.m.
14	at Eastern Illinois*	ESPN+		1 p.m.
19	TENNESSEE TECH*	ESPN+		5 P.M.
21	TENNESSEE STATE*	ESPN+		1 P.M.
26	at Morehead State*	ESPN+		4 p.m.
28	at Tennessee Tech*	ESPN+		1 p.m.

FEBRUARY

2	at Southeast Missouri*	ESPN+		5 p.m.
4	SIUE*	ESPN+		1 P.M.
9	MOREHEAD STATE*	ESPN+		11:30 A.M.
11	at UT Martin*	ESPN+		1 p.m.
16	SOUTHERN INDIANA*	ESPN+		5 P.M.
18	EASTERN ILLINOIS*	ESPN+		1 P.M.
23	at SIUE*	ESPN+		5 p.m.
25	at Lindenwood*	ESPN+		1 p.m.

MARCH

1-4	vs. TBD ²	ESPN+		TBD
-----	----------------------	-------	--	-----

All times Central and subject to change.

Home games in **BOLD CAPS**.

* - denotes Ohio Valley Conference game

¹⁻⁴⁰ - Governor's I-40 Showdown

¹ - Joe Foley Court Dedication Game

² - Ohio Valley Conference Tournament (Evansville, Ind.)

BROADCAST INFO

TELEVISION

Play-by-Play:
James Westling

Analyst:
Dorian Craft



RADIO

Play-by-Play:
Trey Schapp



COMMUNICATIONS

WBB CONTACT

PATRICK T. WALSH

Director of Communications & Brand Strategy

e: ptwalsh@ualr.edu

o: 501-916-5381

c: 318-514-9203

QUICK FACTS

GENERAL INFORMATION

Full Name	University of Arkansas at Little Rock
Preferred Name	Little Rock
Founded	1927
Enrollment	8,103(Fall 2022)
Nickname	Trojans
Colors	Maron and White
Arena	Jack Stephens Center
Capacity	5,600
NCAA Division/Conference	I/Ohio Valley
Chancellor	Dr. Christina Drale
Athletics Director	George Lee
SWA	Maggie Strange
Ticket Office	501-916-3257

ATHLETIC COMMUNICATIONS

Dir. of Comms& Brand Strat./WBB	Patrick T. Walsh
Office Phone	501-916-5381
Cell Phone	318-514-9203
Email	ptwalsh@ualr.edu
Office Address	2801 S. University Ave Little Rock, AR 72204-1099
Website	www.LRTrojans.com

COACHING STAFF

Head Coach:	Joe Foley
Alma Mater, Year:	Central Arkansas, 1979
Record at School (Years):	377-214 (19)
Career Record (Years):	833-295 (35)
Assistant Coach:	Bobby Brasel
Alma Mater, Year:	Texas-Permian Basin, 1993
Assistant Coach:	Alicia Cash
Alma Mater, Year:	Little Rock, 2005
Assistant Coach:	Steve Widower
Alma Mater, Year:	Arkansas State, 1987
Director of Operations:	Raeyana DeGray
Alma Mater, Year:	Little Rock, 2017
Women's Basketball Office Phone	501-569-3420
Athletic Trianer	Ronnie Harlow

TEAM INFORMATION

2021-22 Record	17-10
Sun Belt Record (Finish)	8-4 (T-4th)
Sun Belt Championship	2-1
Sun Belt Championship All-Time Record	29-17
Postseason	N/A
Starters Returning/Lost:	2/3
Letterwinners Returning/Lost:	4/6
Newcomers:	8

WOMEN'S BASKETBALL HISTORY

First Season of Basketball	1969
First Season of Division I	1999
Overall All-Time Record	497-555 (.472)
Overall Division I Record	374-271 (.580)
SBC Division Championships (ended 2012-13)	6
	2007-08, 2008-09, 2009-10, 2010-11, 2011-12, 2012-13
Regular Season Conference Championships	6
	2009-10, 2010-11, 2014-15, 2016-17, 2017-18, 2018-19
Sun Belt Tournament Championships	5
	2011, 2012, 2015, 2018, 2019
Last Postseason	2019 NCAA Tournament
NCAA Tournament Appearances	6
All-Time Record	2-6
Last Appearance	2019
Result(s)	L, 51-68 (vs. Gonzaga)
WNIT Appearances	5
All-Time Record	1-5
Last Appearance	2017
Result(s)	W, 77-62 (at Southern Miss) L, 53-55 (at Alabama)

QUITE THE INTRODUCTION

Jaiyah Smith made quite the introduction to Trojan fans in the season opener on Nov. 10 against Arkansas-Pine Bluff as the guard erupted for 11 rebounds, six assists and seven points in Little Rock's 60-56 win over the Golden Lions. Her 11 rebounds ranks 40th in the nation early on this year while her six assists ranks 45th nationally.

CALL HER A SERVER...

... because she can dish it out. Entering Sunday's matchup against the Hogs, Jaiyah (Harris-)Smith ranks 20th in the country and second in the Ohio Valley Conference in assists per game, averaging 6.5 dishes per contest.

SHE'S NOT THE ONLY ONE

Little Rock enters this game with a 65.8% assisted shot rate, a mark that ranks 33rd in the nation and ranks fourth in the OVC, behind Southern Indiana (70.0%, 13th nationally), Tennessee Tech (66.2%, 30th) and Eastern Illinois (66.0%, 32nd). The assisted shot rate is the percentage of field goals made by a team that were assisted.

YOU'VE GOTTA HAVE FAITH

George Michael knew and if you haven't been paying attention then maybe you'd know too. Little Rock freshman Faith Lee has found her groove early on, currently shooting 66.7% from the floor. That mark leads the OVC and ranks 35th in the nation.

STOP US IF YOU'VE HEARD THIS BEFORE

But the Trojans lead the league in scoring defense. Entering this game, Little Rock ranks 84th nationally and first in the Ohio Valley Conference by limiting opponents to 57.0 points per game. The next best OVC team, Eastern Illinois, ranks 132nd in the country and is allowing an average of 61.0 ppg.

DEATH. TAXES. JOE FOLEY'S DEFENSE.

If there's one thing coaches don't want to face, it's Joe Foley's defense. If there's two things they don't want to face, it's Joe Foley's defense twice in the same season. That is because Little Rock and Joe Foley have set the standard when it comes to the Trojans defensive efforts, ranking in the top two of their conference in 11 of the past 12 years in scoring defense while ranking in the top 25 nationally in scoring defense in nine of past 12 years.

The 2021-22 season was no different as Little Rock led the Sun Belt and ranked 49th in the nation in scoring defense.

Little Rock Scoring Defense

Season	Nat'l	Conf.	Stat	Season	Nat'l	Conf.	Stat
2022-23	84	1	57.0				
2021-22	49	1	57.5	2015-16	24	1	55.5
2020-21	25	2	57.0	2014-15	3	1	51.5
2019-20	102	2	61.5	2013-14	21	1	58.4
2018-19	24	1	56.8	2012-13	25	1	53.1
2017-18	6	1	53.8	2011-12	47	3	56.2
2016-17	12	1	55.2	2010-11	7	1	52.5

DENY THE THREE

The Trojans have found initial success this season limiting opponents from their 3-point shooting success. Entering this game, Little Rock opponents are shooting 22.4% from beyond the arc, a number low enough to rank the Trojans 41st in the nation and atop the Ohio Valley Conference.

A BIG TEST SUNDAY

While that 3-point defensive number is impressive, Sunday's game against Arkansas will truly put it to the test. The Razorbacks enter the contest ranking ninth nationally and leading the SEC in 3-point attempts (106) and 79th in the country in 3-pointers per game (7.8), ranking second in the SEC.

NATURAL SUCCESS

With the 60-56 win over Arkansas-Pine Bluff on Nov. 10, Little Rock continued its home domination over in-state foes at the Jack Stephens Center. Since the building opened in 2005, the Trojans have only suffered one loss at home against an in-state opponent at the Jack. That came at the hands of Arkansas in an 80-70 thriller in 2020.

CHARGE IT

Little Rock's defense is not a cash-operating group. The Trojans drew five charges in the season-opener against Arkansas-Pine Bluff on Nov. 10. That's the most in a single game in recent memory. Last year, the Trojans drew four charges at South Alabama in a 74-52 win in Mobile.

ABOUT ARKANSAS

- ★ Arkansas heads to the Capital City with a 4-0 mark after a Thursday dismantling of Kent State.
- ★ With that win, Razorbacks coach Mike Neighbors recorded his 100th win as coach of the Hogs.
- ★ Sunday's game marks the second in-state road game Arkansas will play after visiting UA-Pine Bluff on Nov. 7 to open the season.
- ★ Arkansas ranks fourth nationally and second in the SEC in free throw attempts. Maybe don't foul them?
- ★ Or maybe do. The Hogs rank 321st in the nation and 14th in the SEC in free throw percentage with a 57.6% clip so far this season. May the odds be ever in your favor.
- ★ Arkansas ranks ninth nationally and first in the SEC in 3-point attempts per game. Erynn Barnum ranks 12th nationally and third in the SEC in points scored (81) while ranking 49th nationally and second in the SEC by averaging 20.2 ppg.
- Samara Spencer ranks 36th in the nation and third in the SEC in 3-point attempts. Seriously, somebody guard the long-range shot.
- Chriss Carr, Makayla Daniels and Samara Spencer lead the Hogs with seven 3-pointers made each so far this season (a combined average of 5.25 per game). By contrast, Little Rock has only made a combined four 3-pointers through two games this year (2.0 per game).

SERIES HISTORY VS. ARKANSAS

- ★ This will be just the fifth meeting all-time between the Razorbacks and the Trojans.
- ★ Arkansas will be making its second trip all-time to the Jack Stephens Center. In that prior meeting at the Jack, the Razorbacks won 80-70 marking the first time an in-state team has won at the Jack Stephens Center.
- ★ Little Rock is looking for its first-ever win over Arkansas.
- ★ Last season's game in Fayetteville, Little Rock's first-ever trip to Bud Walton Arena, was not the "Flu Game" you'd hope to see. Trojan players began exhibiting signs of the flu the night before the game, lost the following day and canceled the remainder of its non-conference games due to an influenza outbreak that wrecked havoc on the team and its schedule.

TROJANS VS. THE SOUTHEASTERN CONFERENCE

Alabama	0-1
Arkansas	0-4
Auburn	1-1
Florida	0-0
Georgia	0-0
Kentucky	0-0
LSU	1-6
Ole Miss (Mississippi)	1-6
Mississippi State	0-11
Missouri	0-0
South Carolina	0-0
Tennessee	0-0
Texas A&M	2-12
Vanderbilt	2-0
TOTAL	7-40

SERIES HISTORY

THE BASICS

Overall	0-4
In Little Rock	0-2
In Fayetteville	0-1
Neutral/Unknown Sites	0-1
Streak	Lost 4
Foley vs. Opponent	0-3

LAST 10 MEETINGS (0-4)

Date	Location	Result	Score
12/9/1977	Little Rock	L	54-74
12/21/2019	North Little Rock, Ark.	L	53-86
12/19/2020	Little Rock	L	70-80
12/12/2021	Fayetteville	L	39-73

LAST FIVE AT LITTLE ROCK (0-2)

Date	Location	Result	Score
12/9/1977	Little Rock	L	54-74
12/19/2020	Little Rock	L	70-80

LAST MEETING

Arkansas 73, Little Rock 39
in Fayetteville, Ark.; Dec. 12, 2021

VISITORS: Little Rock 5-5

#	Player	*	TOT		3-PT		ft-A	reb	pf	tp	a	to	blk	s	min
			fg-a	fg-a	ft-A	reb									
02	Kourouma,Sali	*	2-16	1-6	3-3	5	8	5	0	8	1	2	3	32	
00	Potter,Raziya	*	3-13	0-3	2-4	1	8	4	0	1	0	0	0	15	
34	Francis,Angelique	*	2-3	0-0	2-3	9	6	3	0	1	0	1	0	36	
13	Johnson,Daniel	*	3-6	0-0	0-0	3	6	3	0	0	0	0	0	24	
04	Conn,Amari	*	0-6	0-3	0-0	2	0	1	2	4	1	0	0	38	
34	Caicedo,Mayra	*	3-4	1-2	0-0	4	7	3	1	3	0	0	0	30	
10	Vornes,Krystan	*	1-6	0-1	0-0	0	2	1	0	0	0	0	1	12	
22	Eddins,Mikayla	*	1-1	0-0	0-0	1	2	0	0	0	0	0	0	1	
14	Robinson,Azaria	*	0-1	0-0	0-0	2	0	0	0	0	0	0	0	9	
11	Holley,Mekayla	*	0-1	0-0	0-0	0	0	0	0	0	0	0	0	2	
01	Hohenecker,Hailey	*	0-0	0-0	0-0	0	0	0	0	0	0	0	0	1	
TM	TEAM		0-0	0-0	0-0	5	0	0	0	0	0	0	0	0	
Totals			-	15-57	2-16	7-10	32	39	20	3	17	2	4	200	
TOTAL FG%			1st Half: 7-28		25.0%		2nd Half: 8-29		27.6%		Game: 26.3%		DB		
3-Pt. FG%			1st Half: 1-6		16.7%		2nd Half: 1-10		10.0%		Game: 12.5%		REB		
FThrow %			1st Half: 3-4		75.0%		2nd Half: 4-6		66.7%		Game: 70.0%				

HOME TEAM: Arkansas 9-2

#	Player	*	TOT		3-PT										
			fg-a	fg-a	ft-A	reb	pf	tp	a	to	blk	s	min		
23	Ramirez,Amber	*	5-10	4-8	0-0	6	14	2	0	1	0	3	31		
13	Goforth,Sasha	*	4-7	2-3	4-6	8	14	0	1	1	1	0	20		
43	Daniels,Makayla	*	2-6	0-3	3-3	2	7	2	5	1	0	0	24		
24	Wolfenbarger,Jersey	*	1-4	0-0	2-6	5	4	2	2	2	2	0	27		
02	Spencer,Samara	*	2-7	0-1	0-0	1	4	4	3	3	0	0	24		
03	Eaton,Elaina	*	4-7	3-5	0-0	2	11	0	0	1	0	1	23		
25	Oberg,Destinee	*	4-8	0-0	2-2	10	10	1	3	1	0	0	17		
11	Langerman,Rylee	*	1-4	1-2	3-4	3	6	3	1	3	1	1	23		
15	Sage,Ashlyn	*	1-4	1-2	0-0	3	3	0	0	0	0	0	7		
22	Hughes,Avery	*	0-0	0-0	0-0	0	0	0	0	0	0	0	4		
TM	TEAM		0-0	0-0	0-0	4	0	0	0	0	0	0	0		
Totals			-	24-57	11-24	41	73	14	15	13	4	5	200		
TOTAL FG%			1st Half: 7-26		26.9%		2nd Half: 17-31		54.8%		Game: 42.1%		DB		
3-Pt. FG%			1st Half: 4-15		26.7%		2nd Half: 7-9		77.8%		Game: 45.8%		REB		
FThrow %			1st Half: 8-10		80.0%		2nd Half: 6-11		54.5%		Game: 66.7%				

Officials: Joseph Vaszily, Dawn Marsh, Bryan Entrline

Technical fouls: Little Rock-None; Arkansas-None.

Attendance: 3,451

Score by Periods	1st	2nd	3rd	4th	OT	Total
Little Rock	13	5	12	9	-	39
Arkansas	12	14	28	19	-	73

Points in the paint-LR 14,UA 22. Points off turnovers-LR 7,UA 16.
2nd chance points-LR 6,UA 6. Fast break points-LR 0,UA 9.
Bench points-LR 11,UA 30. Score tied-3 times. Lead changed-2 times.
Last FG-LR 4th-06:04, UA 4th-00:44.
Largest lead-LR by 4 2nd 9:13, UA by 36 4th 0:48.
LR led for 03:06. UA led for 32:41. Game was tied for 04:13.

2022-23 STANDINGS (as of Nov. 17, 2022)

SCHOOL	OVC	PCT	H	A	STK	OVERALL	PCT	H	A	N	STK
Eastern Illinois	0-0	.000	0-0	0-0		3-0	1.000	1-0	2-0	0-0	W3
Tennessee Tech	0-0	.000	0-0	0-0		3-1	.750	3-0	0-1	0-0	W2
Southern Indiana	0-0	.000	0-0	0-0		2-1	.667	2-0	0-1	0-0	L1
LITTLE ROCK	0-0	.000	0-0	0-0		1-1	.500	1-1	0-0	0-0	L1
Tennessee State	0-0	.000	0-0	0-0		2-2	.500	2-0	0-2	0-0	L1
Southeast Missouri	0-0	.000	0-0	0-0		1-2	.333	1-0	0-2	0-0	L2
UT Martin	0-0	.000	0-0	0-0		1-2	.333	1-1	0-1	0-0	L1
Lindenwood	0-0	.000	0-0	0-0		0-2	.000	0-0	0-2	0-0	L2
Morehead State	0-0	.000	0-0	0-0		0-3	.000	0-0	0-3	0-0	L3
SIUE	0-0	.000	0-0	0-0		0-3	.000	0-1	0-2	0-0	L3

2022-23 PRESEASON POLL

RANK	TEAM (1 ST PLACE VOTES)	POINTS
1.	Tennessee Tech (11)	147
2.	UT Martin (4)	134
3.	LITTLE ROCK (4)	129
4.	Eastern Illinois	115
5.	Tennessee State (1)	95
6.	SIUE	83
7.	Southern Indiana	66
8.	Southeast Missouri	61
t9.	Lindenwood	33
t9.	Morehead State	33

THIS WEEK IN THE OVC

All Times are *CT*

Sunday, Nov. 20

Tennessee Tech at Northern Kentucky	TBA
Arkansas at Little Rock	1 p.m.
Morehead State at East Tennessee State	1 p.m.
Loyola Chicago at Eastern Illinois	2 p.m.

Monday, Nov. 21

UT Martin vs. Marshall	6 p.m.
Tennessee State at Butler	7 p.m.
Cincinnati at Lindenwood	7 p.m.

Tuesday, Nov. 22

UT Martin vs. Norfolk State	6 p.m.
Eastern Illinois at Chicago State	7 p.m.
Spalding at Morehead State	4 p.m.

Wednesday, Nov. 23

Bethel (Ind.) at Southern Indiana	1 p.m.
Oral Roberts at Little Rock	1 p.m.
UT Martin vs. Purdue Fort Wayne	3:30 p.m.

Friday, Nov. 25

Lindenwood vs. Manhattan	TBA
--------------------------	-----

Saturday, Nov. 26

Southeast Missouri vs. Rhode Island	11 a.m.
Lindenwood at Grand Canyon	TBA
Presbyterian at Morehead State	1 p.m.

Sunday, Nov. 27

Southeast Missouri at UCF	1 p.m.
Omaha at Tennessee State	1 p.m.
Xavier at SIUE	1 p.m.

Monday, Nov. 28

Wright State at Eastern Illinois	6 p.m.
----------------------------------	--------

Tuesday, Nov. 29

SIUE at Iowa State	6:30 p.m.
--------------------	-----------

Wednesday, Nov. 30

Little Rock at Auburn	Noon
Murray State at UT Martin	6 p.m.
Brescia at Morehead State	4 p.m.

GAME NOTES

ALREADY EARNING AWARDS

Jaiyah Smith wasted no time making an impression on the Trojans and raising eyebrows across the Ohio Valley Conference. After leading the Ohio Valley Conference during the opening week in assists and ranking second in rebounding, LSmith was named the OVC's Newcomer of the Week.

Smith's 13 total assists currently led the OVC while her 6.5 assists per game ranked second in the league. Her 19 total rebounds and 9.5 rebounds per game both ranked second in the conference that week. Of her 19 total rebounds, 15 came on the defensive end of the floor, a mark that led the OVC. Those numbers, combined with an average of 9.0 points, nearly gave the transfer guard a double-double in her first week in a Little Rock uniform.

WE DON'T SHARE WELL WITH OTHERS

Little Rock doesn't like to share with others. That is why opponents are finding out it is difficult to get their hands on the ball. Little Rock opponents are averaging 6.0 steals per game early on this season, a mark that ranks Little Rock 72nd nationally. The Trojans have limited opponents to a steal rate of just 7.8%, ranking Little Rock 107th nationally. That tracks with Little Rock's Team as last season opponents averaged just 6.0 steals per game, ranking Little Rock 31st in the country, while recording a 7.5% steal rate, a mark that ranked 34th nationally.

FINISHING .500 IN SEC PLAY

Little Rock ended the non-conference part of its schedule last year by going .500 in games against Southeastern Conference opponents with wins over Auburn and Vanderbilt while falling to Arkansas and Texas A&M. Can the Trojans manage that success again this year?

THE TROJANS ARE STILL ALL ALONE

Little Rock was the only non-P5 team last season to record multiple wins over Southeastern Conference opponents. While some other teams managed to claim wins against the competitive league, Little Rock was the only team to have found repeated success against the SEC. Two wins just means more ... than one. Coincidentally, the two wins came over Vanderbilt and Auburn and marks more wins over SEC foes than those two teams had combined the previous season.

BUT MAYBE TRY AMEX NEXT TIME

The Trojans will likely be opting for American Express or Mastercard next time as Sali Kourouma will not join the team until mid-December due to visa issues. Kourouma, who averaged 18.4 ppg last year, was required to return to her native Mali over the summer to renew her student visa.

BEWARE THE SCORING TROJANS

Because if Little Rock's shots start falling, things don't go well for others. The Trojans were 5-0 last season when scoring 70 or more points.

BECAUSE THE DEFENSE IS SECOND-TO-NONE

Joe Foley's defense is legendary. So much so it is the most cited reason for nightmares among Sun Belt head coaches. That is because when Little Rock holds teams below 60 points, the Trojans were 14-0 last season. Following the 60-56 win over Arkansas-Pine Bluff on Nov. 10, that streak continues into this season. The streak came to an end on Nov. 13 when Ole Miss topped the Trojans, 58-40.

EFFECTIVE DEFENSE

Little Rock opponents often get frustrated when facing the Trojans and it's not hard to see why. In conference play last season, the Trojans led the Sun Belt by allowing just 58.2 ppg. The next best scoring defense in league play was Louisiana, who allowed 60.2 ppg.



YOU CAN'T STOP THIS LIQUE

Angelique Francis is seemingly unstoppable on the floor. Francis finished the 2021-22 season ranked 26th in the nation with a 60.0% field goal percentage. But if you think that's good, just look at the Fun she had in the Fun Belt. In league games last year, Francis as compiled a 64.3% field goal percentage, a mark that led the league.

HOME, SWEET, HOME

Little Rock is fond of the Jack Stephens Center and it isn't a place at which teams prefer to play. That's because the Trojans finished the 2021-22 season with an 8-4 home record. That's a remarkable stretch considering talented teams like Auburn, Coastal Carolina and Memphis have all left The Jack disappointed.

LITTLE ROCK STANDS ALONE...

As the only team from the state of Arkansas to win at Vanderbilt's Memorial Gym last season. The Trojans shut the Dores down in a 56-40 win on Nov. 12. Overall last season (men and women combined), Vanderbilt is 2-1 against teams from Arkansas with both the Commodore men and women registering wins in league play.

IT WASN'T THE FIRST...

When Little Rock beat Auburn on Nov. 24, 2021, that win was big but wasn't necessarily a first. With the win over Vanderbilt already on the books, the Trojans' victory over Auburn marked the third time in program history that Little Rock has registered multiple wins over Power 5 teams in a single season. It first happened in 2008 (Oklahoma State, at Ole Miss) and then again in 2014 (at LSU, Oklahoma).

Little Rock Wins over Power 5 Programs in the Same Season

Date	Opponent	W/L	Score
12/6/2008	Oklahoma State	W	65-51
12/17/2008	at Ole Miss	W (OT)	64-61
11/14/2014	at LSU	W	70-54
12/14/2014	Oklahoma	W	66-62
11/13/2021	at Vanderbilt	W	56-40
11/24/2021	Auburn	W	57-49

POWERFUL DUBS

Little Rock's 57-49 win over Auburn on Nov. 24, 2021 was nothing new for the Trojans. That is because it is the 13th time that Little Rock's Team has claimed a win over a Power 5 program. On Nov. 12, Little Rock made Vandy the fourth Power 5 program to lose to the Trojans on multiple occasions, joining the likes of Oklahoma, Oklahoma State and Texas A&M.

Little Rock Wins over Power 5 Programs

Date	Opponent	W/L	Score
11/27/1987	at Kansas State	W	62-59
12/15/2001	Texas A&M	W	80-68
11/29/2005	at Oklahoma State	W	64-54
12/6/2008	Oklahoma State	W	65-51
12/17/2008	at Ole Miss	W (OT)	64-61
3/21/2010	vs. Georgia Tech^	W	63-53
11/14/2014	at LSU	W	70-54
12/14/2014	Oklahoma	W	66-62
3/21/2015	vs. Texas A&M^	W	69-60
11/28/2017	Oklahoma	W	68-56
12/5/2020	Vanderbilt	W	82-74
11/12/2021	at Vanderbilt	W	56-40
11/24/2021	Auburn	W	57-49

^ - denotes NCAA Tournament game

DOUBLE-DOUBLES

ANGELIQUE FRANCIS (2022-23: 0 / Career: 3)

Date	Opponent	Stats
3/5/2021	vs. Coastal Carolina	11 pts, 12 reb
1/15/2022	App State	11 pts, 10 reb
3/4/2022	vs. App State	10 pts, 11 reb

SALI KOUROUMA (2022-23: 0 / Career: 3)

Date	Opponent	Stats
11/18/2021	Memphis	32 pts, 10 reb
2/19/2022	at Arkansas State	22 pts, 11 reb
2/25/2022	at UT Arlington	14 pts, 11 reb

LITTLE ROCK IN OVERTIME

OVERALL RECORD: 10-11

Date	Opponent	OT	W/L	Score
1/27/2022	Texas State*	3OT	L	65-69
2/13/2021	Arkansas State*	OT	W	60-56
3/3/2018	at Louisiana*	OT	W	72-63
2/10/2018	at Troy*	OT	L	70-76
11/22/2013	Memphis	OT	W	68-63
12/29/2012	at Louisiana*	2OT	L	54-56
3/6/2012	vs. Middle Tennessee &	OT	W	71-70
3/9/2010	vs. Middle Tennessee &	OT	L	68-70
3/9/2009	vs. Denver &	2OT	W	70-60
2/21/2009	at North Texas*	OT	W	57-52
1/17/2009	Middle Tennessee*	OT	L	62-67
12/17/2008	at Ole Miss	OT	W	64-61
12/13/2006	at ULM*	2OT	W	66-58
12/3/2005	at Mississippi Valley	OT	W	46-44
2/3/2005	South Alabama*	OT	L	58-67
1/6/2005	at FIU*	OT	L	63-70
1/29/2004	Arkansas State*	OT	L	79-86
12/18/2003	at UT Martin	OT	L	69-72
12/7/2001	Massachusetts	OT	W	70-65
1/3/2000	Southeast Missouri	OT	L	78-80
1/14/1988	at UTSA	OT	L	71-76

* - denotes Sun Belt Conference game
& - denotes SBC Tournament game

LR IN THE NATIONAL RANKINGS

TEAM

Little Rock in the National Team Rankings

Category	Nat'l Rank	OVC	Stat
Assist/Turnover Ratio	223	3	0.69
Assists Per Game	210	3	12.5
Blocks Per Game	304	8	1.5
Field Goal Percentage	228	3	38.4
Field Goal Percentage Defense	158	3	38.6
Fouls Per Game	88	3	16.0
Free Throw Attempts Per Game	140	2	19.50
Free Throw Percentage	340	8	51.3
Free Throws Made Per Game	253	7	10.00
Rebound Margin	322	8	-10.5
Rebounds Per Game	319	7	31.00
Scoring Defense	84	1	57.0
Scoring Margin	257	5	-7.0
Scoring Offense	328	7	50.0
Steals Per Game	308	7	5.5
Three Point Percentage	71	3	36.4
Three Point Percentage Defense	41	1	22.4
Three Pointers Per Game	348	8	2.0
Turnover Margin	153	4	1.50
Turnovers Forced Per Game	101	3	19.50
Turnovers Per Game	227	5	18.0
Winning Percentage	175	3	50.0

INDIVIDUAL

NCAA - Top 225 or OVC - Top 10

	Nat'l	OVC	Stat
Assists			
Jaiyah Harris-Smith	145	4	13
Assists Per Game			
Jaiyah Harris-Smith	20	2	6.5
Blocks Per Game			
Nikki Metcalfe	248	6	1.00
Field Goal Percentage			
Faith Lee	35	1	66.7
Minutes Per Game			
Jaiyah Harris-Smith	38	2	36.66
Faith Lee	136	4	34.10
Rebounds Per Game			
Jaiyah Harris-Smith	73	1	9.5

MENTAL HEALTH MATTERS

Standing at 5-foot-11, Little Rock forward Angelique Francis may not be the tallest player on the floor but she casts an imposing figure. With her muscles bulging out of her sleeveless jersey, there is little doubt who is the most physical player on the court. But look closely at those sleeveless arms and you will see the fading scars of a past that gives a glimpse at the adversity she is still overcoming to this day.

Those scars tell the story of a past that has been focused on survival between abusive relationships and multiple suicide attempts. It is a story she is just now coming to terms with in order to tell others, refocusing her life from merely trying to survive to wanting to help others mired in the darkness from which she has broken free. [Read more about Angelique's story here.](#)

THINK ANYONE WILL MISS US?

As we look back on Little Rock's tenure in the Sun Belt Conference, here's a list of the Trojans' accomplishments. We're guessing there's 11 coaches that weren't sad to see us go.

Since Little Rock reinstated its women's basketball program in 1999-2000:

- 6 Sun Belt Conference Regular Season Championships
- 5 Sun Belt Tournament Championships
- 6 NCAA Tournament Appearances
- Two NCAA Tournament First Round Wins
- 5 WNIT Appearances
- From 2008 - 2019, a span of 12 years, Little Rock was in the postseason 11 times
- Joe Foley named Sun Belt Coach of the Year 5 times
- 37 All-Conference honors
- 3 Sun Belt Players of the Year
- 2 Sun Belt Defensive Players of the Year
- 4 Sun Belt Freshmen of the Year
- 4 Sun Belt Tournament Most Outstanding Player honors
- 23 Sun Belt All-Tournament selections
- 2019 Sun Belt Female Student-Athlete of the Year
- 0 wins in the Jack Stephens Center for Arkansas State



FOLEY CLAIMS WIN NO. 800

Little Rock Head Coach Joe Foley is just the fifth active Division I head coach - and 16th coach overall - to surpass the 800 career wins mark. Already a Hall of Fame coach, he is continuing to cement his name as one of the best coaches in the game.

AND RANKS AMONG THE BEST

Joe Foley is currently third on the active coaches list in terms of all-time wins as the GOAT consistently builds a winning program year-in and year-out at Little Rock. That puts the Trojans leader among the top names the sport has to offer.

By Victories (as of Nov. 17, 2022)

Rk	Name, Team	Yrs.	Won	Lost	Pct.
1.	Tara VanDerveer, Stanford	44	1,162	259	.818
2.	Geno Auriemma, UConn	38	1,151	150	.885
3.	Joe Foley, Little Rock	36	834	296	.738
4.	Lisa Bluder, Iowa	39	822	385	.681
5.	Wes Moore, NC State	34	784	238	.767
6.	Kevin Borseth, Green Bay	36	767	304	.716
7.	Doug Bruno, DePaul	37	759	370	.672
8.	Joe McKeown, Northwestern	37	751	374	.668
9.	Bill Fennelly, Iowa State	35	737	344	.682
10.	Gordy Presnell, Boise State	36	715	340	.678

GREAT RECOGNIZES GREAT

Arkansas head coach Mike Neighbors had some kind comments about Little Rock's win over Vanderbilt in 2020:

"I didn't consider it an upset, to be honest. Vanderbilt hadn't played a game and the way Joe Foley has his teams ready, it's not a surprise. And that's not a knock on Vandy, that's a compliment to Joe Foley and Little Rock."

"It feels like an honor to play inside the Jack Stephens Center." - Mike Neighbors

JOE FOLEY COURT

In a pregame ceremony set for Sunday, the court at the Jack Stephens Center will be named for Little Rock Head Women's Basketball Coach Joe Foley. Foley will be just the sixth women's basketball coach to have a court named in their honor, joining Tennessee's Pat Summitt, Texas A&M's Gary Blair, NC State's Kay Yow, DePaul's Doug Bruno and Rutgers' C. Vivian Stringer. Foley was going to be the fourth, but DePaul and Rutgers placed names on their respective courts over the summer, after the Foley Court announcement was made.

SUNDAY WAS HIS DAY

Not only honored by the University and Athletic Department, Joe Foley will be honored by the City of Little Rock on Sunday. The Mayor, Frank Scott, has declared Sunday, Nov. 13 to be "Coach Joe Foley Day" in the Capital City.

MILESTONE WINS

A look at the milestone wins throughout the legendary career of Joe Foley:

Milestone Wins

No.	Date	Team	Opponent	Score
1	11/17/1987	ATU	Philander Smith	80-56
100	11/30/1990	ATU	Oklahoma City	89-67
200	1/6/1994	ATU	Henderson State	71-59
300	11/15/1997	ATU	Montevallo	80-62
400	3/1/2001	ATU	West Alabama	76-45
500	1/4/2007	LR	North Texas	87-49
600	1/29/2011	LR	Arkansas State	53-36
700	3/21/2015	LR	Texas A&M ¹	69-60
800	2/22/2020	LR	South Alabama	69-58

1 - NCAA Tournament First Round Game

BY WIN PERCENTAGE

A look at the best winning percentages for active coaches with over 715 wins:

Rk	Opponent	Yrs	W	Pct
1.	Geno Auriemma, UConn	38	1,151	.885
2.	Tara VanDerveer, Stanford	44	1,162	.818
3.	Wes Moore, NC State	34	784	.767
4.	Joe Foley, Little Rock	36	834	.738
5.	Kevin Borseth, Green Bay	36	767	.716
6.	Bill Fennelly, Iowa State	35	737	.682
7.	Lisa Bluder, Iowa	39	822	.681
8.	Gordy Presnell, Boise State	36	715	.678
9.	Doug Bruno, DePaul	37	759	.672
10.	Joe McKeown, Northwestern	37	751	.668

THE 800 CLUB

A look at all coaches in NCAA history that have won 800 career games:

Rk. Name (Schools)

1. Pat Summitt (Tennessee 1975-12)
2. *Tara VanDerveer (Idaho 1979-80, Ohio St. 1980-85, Stanford 1986-95, 97-Present)
3. *Geno Auriemma (UConn 1986-Present)
4. Barbara Stevens (Clark (MA) 1978-83, UMass 1984-86, Bentley 1987-19)
5. Sylvia Hatchell (Francis Marion 1975-86, North Carolina 1987-18)
6. C. Vivian Stringer (Cheyney 1972-83, Iowa 1984-95, @Rutgers 1996-19)
7. Muffet McGraw (Lehigh 1983-87, Notre Dame 1988-19)
8. Jim Foster (Saint Joseph's 1979-91, Vanderbilt 1992-02, Ohio St. 2003-13, Chattanooga 2014-18)
9. Jody Conradt (Sam Houston St. 1970-73, UT Arlington 1973-76, Texas 1977-07)
10. Robin Selvig (Montana 1979-16)
11. Andy Landers (Georgia 1980-15)
12. Curt Fredrickson (Northern St. 1978-83, 86-18)
13. *Andy Yosinoff (Emmanuel (MA) 1978-19)
14. Michael Strong (Scranton 1980-94, 96-14)
15. Gary Blair (SFA 1986-93, Arkansas 1994-03, Texas A&M 2004-22)
16. ***Joe Foley (Arkansas Tech 1987-2003, Little Rock 2003-Present)**
17. *Lisa Bluder (St. Ambrose 1984-90, Drake 1990-2000, Iowa 2000 - Present)

JOE FOLEY

HEAD COACH | 20TH SEASON | CENTRAL ARKANSAS (1979)

Joe Foley, the 2010, 2011, 2015, 2017 and 2018 Sun Belt Conference Coach of the Year and 2010 Russell Athletic/WBCA Regional Coach of the Year, has led the Little Rock Women's Basketball program to 20-win seasons 11 of the last 14 years, outright Sun Belt Conference West Division titles in the final six years the Sun Belt had divisions, three Sun Belt regular-season championships, post-season appearances in 10 of the last 13 years – including five NCAA berths – and Sun Belt Conference Tournament titles in 2011, 2012, 2015 and 2018. The third-winningest active coach in Division I, Foley has recorded an 833-29 (.738) career record and a 377-214 (.638) record at Little Rock as he begins his 20th season in 2022-23. He has led the Trojans to the semifinals of the Sun Belt Tournament in 14 of the past 15 years.

The Hall of Fame coach reached a remarkable milestone during the 2019-20 season when he recorded his 800th career victory - one of only five active head coaches to reach that plateau. In that season, Kyra Collier claimed first team All-Sun Belt honors marking the seventh consecutive year a Trojan has been represented on the first team. Little Rock has placed a Trojan on the league's all-conference teams list every single season Foley has guided Little Rock's Team.

Foley earned his 700th career victory in the NCAA Tournament's first round in 2015, and he signed a contract extension in April 2015 that will keep him as the Trojans' head coach through the 2023-24 season.

In his tenure at Little Rock, Foley has compiled the most overall wins (29) and conference victories (18) in a season while producing the school's first All-Sun Belt Conference selection in Alicia Cash in 2004. He also recruited back-to-back Sun Belt Conference Freshman of the Year winners in Renee Renz (2006) and Kim Sitzmann (2007). No other Sun Belt Conference school has achieved this feat. Foley also coached the school's first-ever Honorable Mention All-America honoree in Chastity Reed in 2010. His Trojan student-athletes have earned 23 All-Conference selections.

Foley began his coaching career at the high school level as both the boys and girls basketball coach at Oxford (Ark.) High School from 1979-81, and then at Morrilton High School as an assistant for the boys team until 1984.

Foley has earned many personal accolades during his career. He has been named national coach of the year twice, region or district coach of the year seven times, chosen to be on the 1994 United States Olympic Festival coaching staff and was inducted into the Arkansas Sports Hall of Fame as a member of the class of 2002.

Foley earned his bachelor's degree from the University of Central Arkansas in 1979. He is married to the former Chris Fields of Alpena, Ark. The couple has two children, C.J. and Miranda.

JOE FOLEY FILE

PERSONAL

Hometown: Alpena, Ark.
Wife: Chris
Children: C.J. and Miranda
Date Hired at Little Rock: April 16, 2003
Education: Bachelor of Science - UCA, 1979



COACHING CAREER

Oxford (Ark.) HS, M&W Head Coach 1979-81
Morrilton HS, Men's Assistant Coach 1981-84
Arkansas Tech, Men's Assistant Coach 1984-87
Arkansas Tech, Head Women's Coach 1987-2003
Little Rock, Head Women's Coach 2003-Present

ARKANSAS TECH, HEAD COACH

1987-88	(NAIA Final Four) 29-5
1988-89	(NAIA Final Four) 35-2
1989-90	30-3
1990-91	28-6
1991-92	(NAIA National Champion) 35-1
1992-93	(NAIA National Champion) 31-5
1993-94	30-3
1994-95	28-6
1995-96	23-9
1996-97	(NAIA Final Four) 29-4
1997-98	26-5
1998-99	(Division II Runner-Up) 31-7
1999-00	24-7
2000-01	23-8
2001-02	25-6
2002-03	29-4
Totals	456-81

LITTLE ROCK, HEAD COACH

2003-04	10-17
2004-05	10-19
2005-06	13-15
2006-07	21-10
2007-08	(SBC West Champs, WNIT) 23-9
2008-09	(SBC West Champs, WNIT) 26-7
2009-10	(SBC West Champs, NCAA 2nd Round) 27-7
2010-11	(SBC West Champs, SBC Tournament Champs, NCAA Tournament) 23-8
2011-12	(SBC West Champs, SBC Tournament Champs, NCAA Tournament) 20-13
2012-13	(SBC West Champs, WNIT) 24-9
2013-14	18-12
2014-15	(SBC Regular Season/Tournament Champs, NCAA 2nd Round) 29-5
2015-16	(WNIT) 20-13
2016-17	(SBC Regular Season Champs/WNIT) 25-9
2017-18	(SBC Regular Season/Tournament Champs, NCAA Tournament) 23-10
2018-19	SBC Regular Season/Tournament Champs, NCAA Tournament) 21-11
2019-20	12-19
2020-21	15-11
2021-22	17-10
Totals	377-214



CAREER ACCOMPLISHMENTS

LITTLE ROCK

- **Five-Time** Sun Belt Coach of the Year (2010, 2011, 2015, 2017, 2018)
- **One** Russell Athletic/WBCA Region Coach of the Year (2010)
- **Five** Sun Belt Tournament Championships (2011, 2012, 2015, 2018, 2019)
- **Eleven** Postseason Appearances (2008-13, 2015-19)
- **Six** NCAA Tournament Appearances (2010-12, 2015, 2018-19)
- **Five** WNIT Appearances (2008, 2009, 2013, 2016, 2017)
- **Twelve** 20-Win Seasons (2007-13, 2015-19)
- **Six** Straight Sun Belt West Division Crowns (2008-13)
- **Three** Sun Belt Players of the Year (2011, 2017, 2019)
- **Two** Sun Belt Defensive Players of the Year (2011, 2015)
- **Thirty-Three** All-Sun Belt Conference Selections
- **Three** Sun Belt Freshmen of the Year
- **Four** Sun Belt Tournament Most Outstanding Players
- **Twenty** All-Sun Belt Tournament Team Selections

ARKANSAS TECH

- **Two** NAIA National Championships (1992, 1993)
- **One** NCAA Division II National Runner-up (1999)
- **Two** Division II South Region Championships (1998, 1999)
- **Six** NCAA Division II Tournament Appearances
- **Seven** NCAA/NAIA Final Four Appearances
- **Fourteen** AIC/Gulf South Conference or Division Titles
- **Sixteen** Straight 20-Win Seasons
- **Six** 30-Win Seasons
- **Two-Time** National Coach of the Year
- **Eight-Time** District or Region Coach of the Year
- **Nine-Time** AIC/Gulf South Conference Coach of the Year
- **Twenty** Individual All-America Honors
- Member of 1994 U.S. Olympic Festival Coaching Staff
- Led Arkansas Tech to Highest Winning Pct. in Division II Women's Basketball History

FOLEY vs. OPPONENTS

Opponent	Record	Opponent	Record
Abilene Christian	0-1	Missouri State	4-9
Alabama	0-1	Montana State	1-0
App State	15-1	Murray State	1-3
Arkansas	0-3	Nebraska	0-1
Arkansas - Pine Bluff (UAPB)	4-0	New Mexico State	1-1
Arkansas State	25-14	New Orleans	10-3
Arizona State	0-1	Nicholls State	1-0
Auburn	1-0	North Texas	13-4
Austin Peay	1-0	Northern Colorado	1-0
Bradley	2-0	Oklahoma	2-3
Bowling Green	0-1	Oklahoma State	2-2
Cal State Bakersfield	1-0	Ole Miss	1-2
Centenary	3-0	Oral Roberts	5-2
Central Arkansas	3-0	Pacific	0-1
Champion Christian	1-0	Philander Smith	1-0
Coastal Carolina	7-1	Purdue Fort Wayne	1-0
Creighton	1-1	Rice	7-5
Davidson	1-0	Saint Louis	2-2
Delaware	0-1	St. Mary's	1-0
Denver	13-4	Sam Houston State	3-0
Drake	0-1	Seattle	1-0
FIU	9-8	South Alabama	21-8
Florida Atlantic	10-1	South Dakota State	1-3
Florida State	0-1	Southeast Missouri	1-1
Fordham	0-1	Southern Arkansas	3-0
Georgia Southern	10-0	Southern Miss	8-4
Georgia State	12-2	SMU	1-1
Georgia Tech	0-1	Stephen F. Austin	1-1
Gonzaga	0-1	Texas	0-2
Grambling	2-0	Texas A&M	1-12
Green Bay	0-2	Texas Southern	1-0
Harding	1-0	Texas State	13-7
Idaho State	1-0	Texas Tech	0-1
Illinois-Chicago (UIC)	0-1	Troy	20-9
Incarnate Word	1-0	Tulane	0-2
Jackson State	2-1	Tulsa	9-2
Kansas City (UMKC)	1-0	ULM	32-4
Kansas State	0-3	UT Arlington	12-8
Louisiana	25-10	UT Martin	1-1
Louisiana Tech	4-6	UTEP	1-0
Loyola Marymount	1-0	UTSA	1-1
LSU	1-6	Vanderbilt	2-0
McNeese State	2-0	Western Kentucky	8-16
Memphis	9-4		
Middle Tennessee	7-12		
Mississippi State	0-4		
Mississippi Valley State	3-0		



"I'd rather be audited by the IRS, have a colonoscopy and a dentist appointment on the same day than play against a team coached by Joe Foley."
- Mike Neighbors, Arkansas Head Coach
 #LITTLEROCKSTEAM

The above quote was from the 2019 game. After the 2020 contest, which Arkansas won 80-70, Neighbors said "I'd like to add going to the DMV to the list."

NUMERICAL ROSTER

NO.	NAME	PRONUNCIATION	POS.	HT	CL.	EXP.	HOMETOWN (PREVIOUS SCHOOL)
0	Toyosi Abiola	TOY-OH-see AB-EE-OH-luh	G	5-7	Gr.	TR	London, England (E. Michigan/Iona)
1	Mira Hanna	MEER-uh HAN-uh	F	6-0	Fr.	HS	Tampa, Fla. (Berkeley Prep)
2	Sali Kourouma	SALLY COOR-uh-MUH	F	5-11	R-Jr.	1L	Kati, Mali (Grayson JC)
3	Jayla Brooks	JAY-luh	G	5-7	Jr.	JC	Sachse, Texas (Panola JC/SMU)
4	Sha'Nequa Henry	shuh-NEE-KWAH	G	5-8	Jr.	JC	Texarkana, Texas (Eastern Okla. St.)
5	Hailey Hohenecker	HAHN-ah-ker	G	5-4	R-So.	1L	Plymouth, Minn. (St. Thomas)
10	Jaiyah Smith	JAY-uh	G	5-6	So.	TR	Miami, Fla. (Ole Miss)
11	Faith Lee		F	5-11	Fr.	HS	Monroe, La. (Ouachita Parish HS)
12	Tia Harvey		G	5-9	Jr.	2L	Sachse, Texas (Sachse HS)
22	Mesi Triplett	MACY	F	6-3	So.	JC	Orlando, Fla. (St. Petersburg College)
32	Nikki Metcalfe		F	6-2	Gr.	TR	Donvale, Australia (Arkansas Tech)
34	Angelique Francis	AHN-juh-leek	F	5-11	Sr.	3L	Irving, Texas (MacArthur HS)

Head Coach: Joe Foley (20th Season)

Assistant Coaches: Alicia Cash (14th Season), Steve Wiedower (Eighth Season), Bobby Brasel (Sixth Season)

Director of Basketball Operations: Raeyana DeGray (Fourth Season)

Athletic Trainer: Ronnie Harlow (First Season)

RADIO/TV ROSTER



0 Toyosi ABIOLA
TOY-OH-see
AB-EE-OH-luh
G | 5-7 | Gr.
London, England



1 Mira HANNA
MEER-uh HAN-uh
F | 6-0 | Fr.
Tampa, Fla.



2 Sali KOUROUMA
SALLY
COOR-uh-MUH
F | 5-11 | R-Jr.
Kati, Mali



3 Jayla BROOKS
G | 5-7 | Jr.
Sachse, Texas



4 Sha'Nequa HENRY
shuh-NEE-KWAH
G | 5-8 | Jr.
Texarkana, Texas



5 Hailey HOHENECKER
HAHN-ah-ker
G | 5-4 | R-So.
Plymouth, Minn.



10 Jaiyah SMITH
JAY-uh
G | 5-6 | So.
Miami, Fla.



11 Faith LEE
F | 5-11 | Fr.
Monroe, La.



12 Tia HARVEY
G | 5-9 | Jr.
Sachse, Texas



22 Mesi TRIPLETT
MACY
F | 6-3 | So.
Orlando, Fla.



32 Nikki METCALFE
MET-CALF
F | 6-2 | Gr.
Melbourne, Australia



34 Angelique FRANCIS
AHN-juh-leek
F | 5-11 | Sr.
Irving, Texas



JOE FOLEY
Head Coach
19th Season



ALICIA CASH
Assistant Coach
13th Season



STEVE WIEDOWER
Assistant Coach
Seventh Season



BOBBY BRASEL
Assistant Coach
Fifth Season



RAEYANA DEGRAY
Dir. of Basketball Ops
Third Season

OVERALL RECORD: 1-1 (Home: 1-1; Away: 0-0; Neutral: 0-0)

OHIO VALLEY RECORD: 0-0 (Home: 0-0, Away: 0-0)

Date	Opponent	W/L	Score	Record (OVC)	High Points	High Rebounds	High Assists	High Steals	High Blocks	Attend.
Nov. 10	Arkansas-Pine Bluff	W	60-56	1-0 (0-0)	Metcalfe (16)	Smith (11)	Smith (6)	Harvey/Lee (2)	Metcalfe (1)	2,522
Nov. 13	Ole Miss	L	40-58	1-1 (0-0)	Harvey (13)	Smith (8)	Smith (7)	Five players (1)	Metcalfe/Triplett (1)	3,255
Nov. 20	Arkansas									
Nov. 23	Oral Roberts									
Nov. 30	at Auburn									
Dec. 3	at Central Arkansas %									
Dec. 6	Texas A&M									
Dec. 11	at Western Kentucky									
Dec. 15	at Alabama									
Dec. 18	Arkansas State									
Dec. 21	at Missouri State									
Dec. 29	UT Martin*									
Dec. 31	at Tennessee State*									
Jan. 5	Lindenwood*									
Jan. 7	Southeast Missouri*									
Jan. 12	at Southern Indiana*									
Jan. 14	at Eastern Illinois*									
Jan. 19	Tennessee Tech*									
Jan. 21	Tennessee State*									
Jan. 26	at Morehead State*									
Jan. 28	at Tennessee Tech*									
Feb. 2	at Southeast Missouri*									
Feb. 4	SIUE*									
Feb. 9	Morehead State*									
Feb. 11	at UT Martin*									
Feb. 16	Southern Indiana*									
Feb. 18	Eastern Illinois*									
Feb. 23	at SIUE*									
Feb. 25	at Lindenwood*									

* - denotes Ohio Valley Conference game

& - Ohio Valley Conference Tournament (Ford Center, Evansville, Ind.)

% - Governor's I-40 Showdown presented by Arkansas Blue Cross/Blue Shield

LITTLE ROCK WIN/LOSS MARGIN

	1	2	3	4	5	6	7	8	9	10	11	12	13	14	15	16	17	18	19	20-24	25+
WIN				1																	
LOSS																		1			

Game Records

Record	Overall	Home	Away	Neutral
ALL GAMES	1-1	1-1	0-0	0-0
CONFERENCE	0-0	0-0	0-0	0-0
NON-CONFERENCE	1-1	1-1	0-0	0-0

Score by Periods

Team	1st	2nd	3rd	4th	OT	TOT
Little Rock	30	22	25	23	0	100
Opponents	28	29	29	28	0	114

Team Box Score

No.	Player				Total		3-Point		F-Throw		Rebounds											
		GP-GS	MIN	AVG	FG-FGA	FG%	3FG-3FGA	3FG%	FT-FTA	FT%	OFF	DEF	TOT	AVG	PF	DQ	A	TO	BLK	STL	PTS	AVG
12	HARVEY, Tia	2-2	66:55	33.5	10-25	.400	1-3	.333	4-13	.308	0	8	8	4.0	5	0	3	3	0	2	25	12.5
11	LEE, Faith	2-2	68:12	34.1	10-15	.667	0-0	.000	2-3	.667	3	2	5	2.5	8	0	3	11	0	3	22	11.0
10	HARRIS-SMITH, Jaiyah	2-2	73:19	36.7	5-16	.313	1-1	1.000	7-13	.538	4	15	19	9.5	5	0	13	11	0	1	18	9.0
32	METCALFE, Nikki	2-2	63:59	32.0	6-16	.375	0-0	.000	4-4	1.000	1	6	7	3.5	4	0	2	1	2	0	16	8.0
0	ABIOLA, Toyosi	2-0	36:47	18.4	2-9	.222	2-7	.286	2-4	.500	0	6	6	3.0	2	0	0	4	0	2	8	4.0
3	BROOKS, Jayla	2-2	58:33	29.3	3-9	.333	0-0	.000	1-2	.500	0	5	5	2.5	6	0	4	2	0	1	7	3.5
4	HENRY, Sha'nequa	1-0	07:16	7.3	1-3	.333	0-0	.000	0-0	.000	0	2	2	2.0	0	0	0	0	0	1	2	2.0
22	TRIPLETT, Mesi	2-0	24:59	12.5	1-6	.167	0-0	.000	0-0	.000	0	0	0	0.0	2	0	0	1	1	1	2	1.0
Team											6	5	11					3				
Total		2	400		38-99	.384	4-11	.364	20-39	.513	14	49	63	31.5	32	0	25	36	3	11	100	50.0
Opponents		2	400		44-114	.386	11-49	.224	15-28	.536	25	57	82	41.0	36	0	21	39	9	12	114	57.0

Team Statistics

	LR	OPP
Scoring	100	114
Points per game	50.0	57.0
Scoring margin	-7.0	-
Field goals-att	38-99	44-114
Field goal pct	.384	.386
3 point fg-att	4-11	11-49
3-point FG pct	.364	.224
3-pt FG made per game	2.0	5.5
Free throws-att	20-39	15-28
Free throw pct	.513	.536
F-Throws made per game	10.0	7.5
Rebounds	63	82
Rebounds per game	31.5	41.0
Rebounding margin	-9.5	-
Assists	25	21
Assists per game	12.5	10.5
Turnovers	36	39
Turnovers per game	18.0	19.5
Turnover margin	+1.5	-
Assist/turnover ratio	0.7	0.5
Steals	11	12
Steals per game	5.5	6.0
Blocks	3	9
Blocks per game	1.5	4.5
Winning streak	0	-
Home win streak	0	-
Attendance	5777	0
Home games-Avg/Game	2-2889	0-0
Neutral site-Avg/Game	-	0-0

Team Results

Date	Opponent		Score	Att.
11/10/2022	Ark.-Pine Bluff	W	60-56	2522
11/13/2022	Ole Miss	L	40-58	3255



Summary

	Overall Statistics											Conference Statistics										
Player	GP-GS	MIN/G	FG%	3FG%	FT%	R/G	A/G	STL	BLK	PTS/G		GP-GS	MIN/G	FG%	3FG%	FT%	R/G	A/G	STL	BLK	PTS/G	
HARVEY, Tia	2-2	33.5	.400	.333	.308	4.0	1.5	2	0	12.5		0-0	0.0	.000	.000	.000	0.0	0.0	0	0	0.0	
LEE, Faith	2-2	34.1	.667	.000	.667	2.5	1.5	3	0	11.0		0-0	0.0	.000	.000	.000	0.0	0.0	0	0	0.0	
HARRIS-SMITH, Jaiyah	2-2	36.7	.313	1.000	.538	9.5	6.5	1	0	9.0		0-0	0.0	.000	.000	.000	0.0	0.0	0	0	0.0	
METCALFE, Nikki	2-2	32.0	.375	.000	1.000	3.5	1.0	0	2	8.0		0-0	0.0	.000	.000	.000	0.0	0.0	0	0	0.0	
ABIOLA, Toyosi	2-0	18.4	.222	.286	.500	3.0	0.0	2	0	4.0		0-0	0.0	.000	.000	.000	0.0	0.0	0	0	0.0	
BROOKS, Jayla	2-2	29.3	.333	.000	.500	2.5	2.0	1	0	3.5		0-0	0.0	.000	.000	.000	0.0	0.0	0	0	0.0	
HENRY, Sha'nequa	1-0	7.3	.333	.000	.000	2.0	0.0	1	0	2.0		0-0	0.0	.000	.000	.000	0.0	0.0	0	0	0.0	
TRIPLETT, Mesi	2-0	12.5	.167	.000	.000	0.0	0.0	1	1	1.0		0-0	0.0	.000	.000	.000	0.0	0.0	0	0	0.0	
Totals	2		.384	.364	.513	31.5	12.5	11	3	50.0		0		.000	.000	.000	0.0	0.0	0	0	0.0	
Opponent	2		.386	.224	.536	41.0	10.5	12	9	57.0		0		.000	.000	.000	0.0	0.0	0	0	0.0	

Scoring

	Overall Statistics											Conference Statistics										
Player	FG-FGA	FG%	3FG-3FGA	3FG%	FT-FTA	FT%	PTS	PTS/G				FG-FGA	FG%	3FG-3FGA	3FG%	FT-FTA	FT%	PTS	PTS/G			
HARVEY, Tia	10-25	.400	1-3	.333	4-13	.308	25	12.5				0-0	.000	0-0	.000	0-0	.000	0	0.0			
LEE, Faith	10-15	.667	0-0	.000	2-3	.667	22	11.0				0-0	.000	0-0	.000	0-0	.000	0	0.0			
HARRIS-SMITH, Jaiyah	5-16	.313	1-1	1.000	7-13	.538	18	9.0				0-0	.000	0-0	.000	0-0	.000	0	0.0			
METCALFE, Nikki	6-16	.375	0-0	.000	4-4	1.000	16	8.0				0-0	.000	0-0	.000	0-0	.000	0	0.0			
ABIOLA, Toyosi	2-9	.222	2-7	.286	2-4	.500	8	4.0				0-0	.000	0-0	.000	0-0	.000	0	0.0			
BROOKS, Jayla	3-9	.333	0-0	.000	1-2	.500	7	3.5				0-0	.000	0-0	.000	0-0	.000	0	0.0			
HENRY, Sha'nequa	1-3	.333	0-0	.000	0-0	.000	2	2.0				0-0	.000	0-0	.000	0-0	.000	0	0.0			
TRIPLETT, Mesi	1-6	.167	0-0	.000	0-0	.000	2	1.0				0-0	.000	0-0	.000	0-0	.000	0	0.0			
Totals	38-99	.384	4-11	.364	20-39	.513	100	50.0				0-0	.000	0-0	.000	0-0	.000	0	0.0			
Opponent	44-114	.386	11-49	.224	15-28	.536	114	57.0				0-0	.000	0-0	.000	0-0	.000	0	0.0			

Totals

	Overall Statistics											Conference Statistics										
Player	O-REB	D-REB	TOTAL	PF	FO	A	TO	A/TO	HI	PTS		O-REB	D-REB	TOTAL	PF	FO	A	TO	A/TO	HI	PTS	
HARVEY, Tia	0	8	8	5	0	3	3	1.0	13			0	0	0	0	0	0	0	0.0	0		
LEE, Faith	3	2	5	8	0	3	11	0.3	14			0	0	0	0	0	0	0	0.0	0		
HARRIS-SMITH, Jaiyah	4	15	19	5	0	13	11	1.2	11			0	0	0	0	0	0	0	0.0	0		
METCALFE, Nikki	1	6	7	4	0	2	1	2.0	16			0	0	0	0	0	0	0	0.0	0		
ABIOLA, Toyosi	0	6	6	2	0	0	4	0.0	8			0	0	0	0	0	0	0	0.0	0		
BROOKS, Jayla	0	5	5	6	0	4	2	2.0	6			0	0	0	0	0	0	0	0.0	0		
HENRY, Sha'nequa	0	2	2	0	0	0	0	0.0	2			0	0	0	0	0	0	0	0.0	0		
TRIPLETT, Mesi	0	0	0	2	0	0	1	0.0	2			0	0	0	0	0	0	0	0.0	0		
Totals	14	49	63	32	0	25	36	0.7	60			0	0	0	0	0	0	0	0.0	0		
Opponent	25	57	82	36	0	21	39	0.5	58			0	0	0	0	0	0	0	0.0	0		

Summary

Player	Season Statistics										Career Statistics									
	GP-GS	MIN/G	FG%	3FG%	FT%	R/G	A/G	STL	BLK	PTS/G	GP-GS	MIN/G	FG%	3FG%	FT%	R/G	A/G	STL	BLK	PTS/G
ABIOLA, Toyosi	2-0	18.4	.222	.286	.500	3.0	0.0	2	0	4.0	39-30	28.4	.314	.273	.709	2.3	1.1	31	0	9.1
BROOKS, Jayla	2-2	29.3	.333	.000	.500	2.5	2.0	1	0	3.5	6-2	18.0	.304	.333	.500	1.3	1.0	2	0	2.8
HARRIS-SMITH, Jaiyah	2-2	36.7	.313	1.000	.538	9.5	6.5	1	0	9.0	20-2	8.0	.233	.200	.467	1.6	1.3	5	0	1.1
HARVEY, Tia	2-2	33.5	.400	.333	.308	4.0	1.5	2	0	12.5	49-29	23.7	.329	.292	.593	2.5	2.1	34	12	5.4
HENRY, Sha'nequa	1-0	7.3	.333	.000	.000	2.0	0.0	1	0	2.0	1-0	7.3	.333	.000	.000	2.0	0.0	1	0	2.0
LEE, Faith	2-2	34.1	.667	.000	.667	2.5	1.5	3	0	11.0	2-2	34.1	.667	.000	.667	2.5	1.5	3	0	11.0
METCALFE, Nikki	2-2	32.0	.375	.000	1.000	3.5	1.0	0	2	8.0	46-37	25.6	.488	.000	.756	5.7	0.4	24	101	9.2
TRIPLETT, Mesi	2-0	12.5	.167	.000	.000	0.0	0.0	1	1	1.0	2-0	12.5	.167	.000	.000	0.0	0.0	1	1	1.0

Scoring

Player	Season Statistics								Career Statistics							
	FG-FGA	FG%	3FG-3FGA	3FG%	FT-FTA	FT%	PTS	PTS/G	FG-FGA	FG%	3FG-3FGA	3FG%	FT-FTA	FT%	PTS	PTS/G
ABIOLA, Toyosi	2-9	.222	2-7	.286	2-4	.500	8	4.0	123-392	.314	47-172	.273	61-86	.709	354	9.1
BROOKS, Jayla	3-9	.333	0-0	.000	1-2	.500	7	3.5	7-23	.304	2-6	.333	1-2	.500	17	2.8
HARRIS-SMITH, Jaiyah	5-16	.313	1-1	1.000	7-13	.538	18	9.0	7-30	.233	1-5	.200	7-15	.467	22	1.1
HARVEY, Tia	10-25	.400	1-3	.333	4-13	.308	25	12.5	101-307	.329	14-48	.292	48-81	.593	264	5.4
HENRY, Sha'nequa	1-3	.333	0-0	.000	0-0	.000	2	2.0	1-3	.333	0-0	.000	0-0	.000	2	2.0
LEE, Faith	10-15	.667	0-0	.000	2-3	.667	22	11.0	10-15	.667	0-0	.000	2-3	.667	22	11.0
METCALFE, Nikki	6-16	.375	0-0	.000	4-4	1.000	16	8.0	180-369	.488	0-6	.000	62-82	.756	422	9.2
TRIPLETT, Mesi	1-6	.167	0-0	.000	0-0	.000	2	1.0	1-6	.167	0-0	.000	0-0	.000	2	1.0

Totals

Player	Season Statistics								Career Statistics							
	O-REB	D-REB	TOTAL	PF	FO	A	TO	A/TO	O-REB	D-REB	TOTAL	PF	FO	A	TO	A/TO
ABIOLA, Toyosi	0	6	6	2	0	0	4	0.0	19	72	91	68	1	43	82	0.5
BROOKS, Jayla	0	5	5	6	0	4	2	2.0	2	6	8	12	0	6	7	0.9
HARRIS-SMITH, Jaiyah	4	15	19	5	0	13	11	1.2	8	23	31	13	0	25	18	1.4
HARVEY, Tia	0	8	8	5	0	3	3	1.0	29	92	121	99	5	104	79	1.3
HENRY, Sha'nequa	0	2	2	0	0	0	0	0.0	0	2	2	0	0	0	0	0.0
LEE, Faith	3	2	5	8	0	3	11	0.3	3	2	5	8	0	3	11	0.3
METCALFE, Nikki	1	6	7	4	0	2	1	2.0	87	174	261	108	4	18	42	0.4
TRIPLETT, Mesi	0	0	0	2	0	0	1	0.0	0	0	0	2	0	0	1	0.0



Opponent	Date	Score		0	3	4	10	11	12	22	32
				ABIOLA, TOY	BROOKS, JAY	HENRY, SHA	HARRIS-SMITH	LEE, FAITH	HARVEY, TIA	TRIPLETT, M	METCALFE, N
Ark.-Pine Bluff	11/10/2022	60-56	W	8-6-0	1-3-2	2-2-0	7-11-6	14-3-2	12-2-3	0-0-0	16-4-2
Ole Miss	11/13/2022	40-58	L	0-0-0	6-2-2	DNP	11-8-7	8-2-1	13-6-0	2-0-0	0-3-0



2022-23 STATISTICAL COMPARISON

DATE	OPPONENT	FG-FGA	PCT.	3P-3PA	PCT.	FT-FTA	PCT.	OR-DR-RB	PF	A	T	S	B	1Q	2Q	1H	3Q	4Q	2H	OT	PTS
11/10/22	Little Rock	21-54	.389	2-7	.286	16-32	.500	10-28-38	19	15	16	6	1	16	18	34	9	17	26	-	60
Att: 2,522	Arkansas-Pine Bluff	20-58	.345	5-25	.200	11-20	.550	13-31-44	26	11	21	4	6	15	17	32	11	13	24	-	56
11/13/22	Little Rock	17-45	.378	2-4	.500	4-7	.571	4-21-25	13	10	20	5	2	14	4	18	16	6	22	-	40
Att: 3,255	Ole Miss	24-56	.429	6-24	.250	4-8	.500	12-26-38	10	10	18	8	3	13	12	25	18	15	33	-	58
11/20/22	Little Rock																				
Att: -	Arkansas																				
11/23/22	Little Rock																				
Att: -	Oral Roberts																				
11/30/22	Little Rock																				
Att: -	at Auburn																				
12/3/22	Little Rock																				
Att: -	at Central Arkansas																				
12/6/22	Little Rock																				
Att: -	Texas A&M																				
12/11/22	Little Rock																				
Att: -	at Western Kentucky																				
12/15/22	Little Rock																				
Att: -	at Alabama																				
12/18/22	Little Rock																				
Att: -	Arkansas State																				
12/21/22	Little Rock																				
Att: -	at Missouri State																				
12/29/22	Little Rock																				
Att: -	UT Martin																				
12/31/22	Little Rock																				
Att: -	at Tennessee State																				
1/5/23	Little Rock																				
Att: -	Lindenwood																				
1/7/23	Little Rock																				
Att: -	Southeast Missouri																				
1/12/23	Little Rock																				
Att: -	at Southern Indiana																				
1/14/23	Little Rock																				
Att: -	at Eastern Illinois																				
1/19/23	Little Rock																				
Att: -	Tennessee Tech																				
1/21/23	Little Rock																				
Att: -	Tennessee State																				
1/26/23	Little Rock																				
Att: -	at Morehead State																				
1/28/23	Little Rock																				
Att: -	at Tennessee Tech																				
2/2/23	Little Rock																				
Att: -	at Southeast Missouri																				
2/4/23	Little Rock																				
Att: -	SIUE																				
2/9/23	Little Rock																				
Att: -	Morehead State																				
2/11/23	Little Rock																				
Att: -	at UT Martin																				
2/16/23	Little Rock																				
Att: -	Southern Indiana																				
2/18/23	Little Rock																				
Att: -	Eastern Illinois																				
2/23/23	Little Rock																				
Att: -	at SIUE																				
2/25/23	Little Rock																				
Att: -	at Lindenwood																				

TEAM HIGHS / LOWS

LITTLE ROCK HIGH	LITTLE ROCK LOW	CATEGORY	OPPONENT HIGH	OPPONENT LOW
60, UAPB (11/10/22)	40, OLE MISS (11/13/22)	POINTS	58, OLE MISS (11/13/22)	56, UAPB (11/10/22)
21, UAPB (11/10/22)	17, OLE MISS (11/13/22)	FIELD GOALS MADE	24, OLE MISS (11/13/22)	20, UAPB (11/10/22)
54, UAPB (11/10/22)	45, OLE MISS (11/13/22)	FIELD GOAL ATTEMPTS	58, UAPB (11/10/22)	56, OLE MISS (11/13/22)
.389 (21-54), UAPB (11/10/22)	.378 (17-45), OLE MISS (11/13/22)	FIELD GOAL PERCENTAGE	.429 (24-56), OLE MISS (11/13/22)	.345 (20-58), UAPB (11/10/22)
2, UAPB (11/10/22)	2, UAPB (11/10/22)	3 PT FIELD GOALS MADE	6, OLE MISS (11/13/22)	5, UAPB (11/10/22)
2, OLE MISS (11/13/22)	2, OLE MISS (11/13/22)			
7, UAPB (11/10/22)	4, OLE MISS (11/13/22)	3 PT FG ATTEMPTS	25, UAPB (11/10/22)	24, OLE MISS (11/13/22)
.500 (2-4), OLE MISS (11/13/22)	.286 (2-7), UAPB (11/10/22)	3 PT FG PERCENTAGE	.250 (6-24), OLE MISS (11/13/22)	.200 (5-25), UAPB (11/10/22)
16, UAPB (11/10/22)	4, OLE MISS (11/13/22)	FREE THROWS MADE	11, UAPB (11/10/22)	4, OLE MISS (11/13/22)
32, UAPB (11/10/22)	7, OLE MISS (11/13/22)	FREE THROW ATTEMPTS	20, UAPB (11/10/22)	8, OLE MISS (11/13/22)
.571 (4-7), OLE MISS (11/13/22)	.500 (16-32), UAPB (11/10/22)	FREE THROW PERCENTAGE	.550 (11-20), UAPB (11/10/22)	.500 (4-8), OLE MISS (11/13/22)
38, UAPB (11/10/22)	25, OLE MISS (11/13/22)	REBOUNDS	44, UAPB (11/10/22)	38, OLE MISS (11/13/22)
15, UAPB (11/10/22)	10, OLE MISS (11/13/22)	ASSISTS	11, UAPB (11/10/22)	10, OLE MISS (11/13/22)
6, UAPB (11/10/22)	5, OLE MISS (11/13/22)	STEALS	8, OLE MISS (11/13/22)	4, UAPB (11/10/22)
2, OLE MISS (11/13/22)	1, UAPB (11/10/22)	BLOCKED SHOTS	6, UAPB (11/10/22)	3, OLE MISS (11/13/22)
20, OLE MISS (11/13/22)	16, UAPB (11/10/22)	TURNOVERS	21, UAPB (11/10/22)	18, OLE MISS (11/13/22)
19, UAPB (11/10/22)	13, OLE MISS (11/13/22)	FOULS	26, UAPB (11/10/22)	10, OLE MISS (11/13/22)

INDIVIDUAL HIGHS

LITTLE ROCK	CATEGORY	OPPONENT
16, Nikki Metcalfe vs. UAPB (11/10/22)	Points	12, Coriah Beck vs. UAPB (11/10/22)
6, Nikki Metcalfe vs. UAPB (11/10/22)	Field Goals Made	5, Jellisa Reese vs. UAPB (11/10/22)
6, Faith Lee vs. UAPB (11/10/22)		
14, Tia Harvey vs. OLE MISS (11/13/22)	Field Goals Attempted	12, Coriah Beck vs. UAPB (11/10/22)
.600 (6-10), Faith Lee vs. UAPB (11/10/22)	FG Pct. (min. 5 made)	.625 (5-8), Jellisa Reese vs. UAPB (11/10/22)
2, Toyosi Abiola vs. UAPB (11/10/22)	3-Pt. FG Made	2, Coriah Beck vs. UAPB (11/10/22)
6, Toyosi Abiola vs. UAPB (11/10/22)	3-Pt. FG Attempted	7, Coriah Beck vs. UAPB (11/10/22)
.333 (2-6), Toyosi Abiola vs. UAPB (11/10/22)	3-Pt. FG Pct. (min. 5 attempts)	.286 (2-7), Coriah Beck vs. UAPB (11/10/22)
5, Jaiyah Smith vs. UAPB (11/10/22)	Free Throws Made	4, Coriah Beck vs. UAPB (11/10/22)
10, Jaiyah Smith vs. UAPB (11/10/22)	Free Throws Attempted	6, Coriah Beck vs. UAPB (11/10/22)
.500 (5-10), Jaiyah Smith vs. UAPB (11/10/22)	Free Throw Pct. (min. 5 attempts)	.667 (4-6), Coriah Beck vs. UAPB (11/10/22)
11, Jaiyah Smith vs. UAPB (11/10/22)	Rebounds	8, Maori Davenport vs. UAPB (11/10/22)
		8, Maya Peat vs. UAPB (11/10/22)
7, Jaiyah Smith vs. OLE MISS (11/13/22)	Assists	2, Raziya Potter vs. UAPB (11/10/22)
		2, Jellisa Reese vs. UAPB (11/10/22)
		2, Demetria Shepherd vs. UAPB (11/10/22)
		2, Maori Davenport vs. UAPB (11/10/22)
6, Jaiyah Smith vs. UAPB (11/10/22)	Turnovers	4, Demetria Shephard vs. UAPB (11/10/22)
6, Faith Lee vs. OLE MISS (11/13/22)		4, Coriah Beck vs. UAPB (11/10/22)
1, Nikki Metcalfe vs. UAPB (11/10/22)	Blocked Shots	4, Maori Davenport vs. UAPB (11/10/22)
1, Nikki Metcalfe vs. OLE MISS (11/13/22)		
1, Mesi Triplett vs. OLE MISS (11/13/22)		
2, Faith Lee vs. UAPB (11/10/22)	Steals	2, Jellisa Reese vs. UAPB (11/10/22)
2, Tia Harvey vs. UAPB (11/10/22)		
39:19, Faith Lee vs. UAPB (11/10/22)	Minutes Played	27:49, Takaylyn Busby vs. UAPB (11/10/22)
4, Jaiyah Smith vs. UAPB (11/10/22)	Fouls	4, Coriah Beck vs. UAPB (11/10/22)
4, Faith Lee vs. OLE MISS (11/13/22)		4, Jellisa Reese vs. UAPB (11/10/22)
		4, Ayanna Thompson vs. OLE MISS (11/13/22)



2022-23 RECAPS AND BOX SCORES

1

LITTLE ROCK 60, UAPB 56

Nov. 10, 2022 • Little Rock, Ark. • 2,522

LITTLE ROCK, Ark. - It was Homecoming at the Jack Stephens Center on several levels Thursday evening. For a pair of Trojan newcomers, their first appearance in one of the toughest venues to play in resulted in yet another win for Little Rock's Team, this time a 60-56 win over UA Pine Bluff.

Nikki Metcalfe (16 points) and Faith Lee (14 points) led all players in scoring as Little Rock (1-0) celebrated its Homecoming game with a win.

For UA Pine Bluff's Raziya Potter and Azaria Robinson - former Trojans that transferred down to UAPB - the Homecoming wasn't quite as sweet. Potter was limited to nine points and whistled for four fouls while Robinson was held to three points and only four rebounds in the loss for the Golden Lions (0-2).

Although the Trojans rarely trailed, leading for over 30 minutes, the game was also never out of reach. Neither team built a double-digit lead and both teams struggled from the free throw line, shooting well under 60 percent. But the defensive resiliency that is Little Rock's Team prevailed yet again by forcing 21 Pine Bluff turnovers, six of which came off steals. That defensive pressure, which Little Rock is known for, managed to withstand a 44-38 deficit in rebounds.

The new-look Trojans have seemingly picked up key aspects of Foley's man defense early on. Of the eight players in maroon that saw the court Thursday, seven were making their first appearance in a Little Rock jersey. That includes Ole Miss transfer Jaiyah Smith, who scored seven points and grabbed 11 rebounds in her final preparation before she faces her old team on Sunday. Little Rock's scoring mostly came from new players, but it was from a mixture of young and old. Metcalfe, a graduate transfer from Arkansas Tech, led all players with 16 points while Faith Lee, a true freshman from Louisiana, scored 14 in her collegiate debut.

Coriah Beck led the Lions with 12 points. Little Rock held Maori Davenport to just five points and eight rebounds just days after she had a double-double (15 points, 14 rebounds) against Arkansas.

Little Rock 60, UAPB 56 in Little Rock, Ark.; Nov. 10, 2022

VISITORS: Arkansas-Pine Bluff 0-1

#	Player	g	TOT			fg-a	fg-a	ft-a	reb	pf	tp	a	to	blk	s	min
			fg-a	fg-a	ft-a											
15	Beck, Coriah	g	3-12	2-7	4-6	7	12	4	1	4	0	0	0	0	0	28
05	Reese, Jellisa	g	5-8	0-1	0-0	1	10	4	2	2	1	2	2	1	2	25
24	Potter, Raziya	g	3-10	1-4	2-4	3	9	4	2	3	0	1	2	5	1	25
23	Davenport, Maori	c	2-4	0-0	1-1	8	5	2	2	2	4	0	24			
21	Busby, Takaylyn	g	0-5	0-4	0-0	1	0	2	0	1	1	0	27			
03	Shepherd, Demetria	g	3-4	1-2	1-2	3	8	3	2	4	0	1	16			
04	Rittenberry, Kourtney	g	2-6	1-4	0-0	3	5	3	0	2	0	0	14			
10	Robinson, Azaria	g	1-3	0-0	1-3	4	3	1	0	1	0	0	6			
54	Peat, Maya	g	0-3	0-1	2-4	8	2	0	0	1	0	0	14			
01	Body, Markisha	g	1-2	0-1	0-0	0	2	0	0	0	0	0	3			
02	Bouie, Shayla	g	0-0	0-0	0-0	1	0	1	1	0	0	0	11			
11	Morgan, Tia	g	0-1	0-1	0-0	1	0	2	1	1	0	0	7			
TM	TEAM		0-0	0-0	0-0	4	0	0	0	0	0	0	0			
Totals			20-58	5-25	11-20	44	56	26	11	21	6	4	200			
TOTAL FG%			1st Half: 12-31	38.7%	2nd Half: 8-27	29.6%	Game: 34.5%	DB								
3-Pt. FG%			1st Half: 3-13	23.1%	2nd Half: 2-12	16.7%	Game: 20.0%	REB								
FThrow %			1st Half: 5-7	71.4%	2nd Half: 6-13	46.2%	Game: 55.0%	6.0								

HOME TEAM: Little Rock 1-0

#	Player	g	TOT			fg-a	fg-a	ft-a	reb	pf	tp	a	to	blk	s	min
			fg-a	fg-a	ft-a											
32	Metcalfe, Nikki	f	6-12	0-0	4-4	16	4	2	2	0	1	0	38			
11	Lee, Faith	f	6-10	0-0	2-3	14	3	4	2	5	0	2	39			
12	Harvey, Tia	g	5-11	0-1	2-9	12	2	3	3	1	0	2	30			
10	Harris-Smith, Jaiyah	g	1-6	0-0	5-10	7	11	4	6	6	0	0	35			
03	Brooks, Jayla	g	0-3	0-0	1-2	1	3	4	2	1	0	0	20			
00	Abiola, Toyosi	g	2-8	2-6	2-4	8	6	2	0	2	0	1	29			
04	Henry, Sha'nequa	g	1-3	0-0	0-0	2	2	0	0	0	0	1	7			
22	Triplett, Mesi	g	0-1	0-0	0-0	0	0	0	0	0	0	0	2			
TM	TEAM		0-0	0-0	0-0	0	7	0	0	1	0	0	0			
Totals			21-54	2-16	32-60	38	19	15	16	1	6	200				
TOTAL FG%			1st Half: 10-27	38.5%	2nd Half: 11-27	40.7%	Game: 38.9%	DB								
3-Pt. FG%			1st Half: 2-3	66.7%	2nd Half: 0-4	0.0%	Game: 28.6%	REB								
FThrow %			1st Half: 12-20	60.0%	2nd Half: 4-12	33.3%	Game: 50.0%	8.0								

Officials: Ty Bills, Montrel Simmons, Lauren Thomas
Technical fouls: UAPB-None. Little Rock-Team 1st 10:00.
Attendance: 2,522

Score by Periods	1st	2nd	3rd	4th	OT	Total
Arkansas-Pine Bluff	15	17	11	13	-	56
Little Rock	16	18	9	17	-	60

Points in the paint-UAPB 26, LR 30. Points off turnovers-UAPB 11, LR 18.
2nd chance points-UAPB 12, LR 12. Fast break points-UAPB 8, LR 16.
Bench points-UAPB 20, LR 10. Score tied-7 times. Lead changed-9 times.
Last FG-UAPB 4th-01:53, LR 4th-00:02.
Largest lead-UAPB by 4 2nd-08:27, LR by 8 3rd-06:48.
UAPB led for 09:46. LR led for 27:38. Game was tied for 02:56.

2

OLE MISS 58, LITTLE ROCK 40

Nov. 13, 2022 • Little Rock, Ark. • 3,255

LITTLE ROCK, Ark. - Joe Foley's teams over his 20 years at Little Rock have been known for their defensive pressure causing frustration that leads to turnovers and low scoring. On the day the court at the Jack Stephens Center was named for Foley, Ole Miss employed a similar tactic to claim the 58-40 win over the host Trojans.

Little Rock (1-1) may have forced 18 turnovers but Ole Miss (3-0) forced 20 turnovers out of Little Rock and used a 42.9 percent shooting mark and 38-25 rebounding advantage to claim the win Sunday.

Foley, now in his 20th season guiding the Trojans, was accepting of the outcome and not disappointed in the effort his team gave, knowing this was just another step in the meticulous process he cultivates to build a championship team. His record, with 834 wins, proves he right in that line of thought a lot more than not.

For Sunday's effort, it involved Tia Harvey's 13 points and six rebounds while Jaiyah Smith, guard that was on the Ole Miss roster a year ago, scored 11 bounds with eight rebounds and seven assists.

While Little Rock shot 37.8 percent from the field, it was the cold outings in the second and fourth quarters that became too much to overcome. The Trojans scored just 10 of their 40 points in those two quarters combined.

Marquesha Davis led Ole Miss with 13 points while Madison Scott was prevented from reaching a double-double, scoring just eight points and grabbing 10 rebounds. Davis was the only Rebel in double figures just days after Ole Miss had three reach double figures and scored 83 points in a win over Southeast Missouri, a new conference mate of Little Rock.

Angel Baker, last year's SEC Sixth Woman of the Year, was limited to just nine points over nearly 33 minutes.

Ole Miss 58, Little Rock 40 in Little Rock, Ark.; Nov. 13, 2022

VISITORS: Ole Miss 3-0

#	Player	g	TOT			fg-a	fg-a	ft-a	reb	pf	tp	a	to	blk	s	min
			fg-a	fg-a	ft-a											
02	Davis, Marquesha	*	6-8	1-3	0-0	5	13	2	0	1	0	1	23			
15	Baker, Angel	*	4-14	1-6	0-0	5	9	0	3	2	0	1	33			
05	Collins, Smudda	*	3-10	1-8	1-3	3	8	0	0	1	0	1	31			
24	Scott, Madison	*	3-5	0-0	2-3	10	8	2	3	2	1	1	26			
01	Taylor, Myah	*	2-6	0-2	1-2	2	5	0	1	3	0	3	29			
23	Eaton, Elauna	*	2-3	2-3	0-0	0	6	2	0	3	0	0	8			
32	Igbokwe, Rita	*	2-3	0-0	0-0	2	4	0	0	0	0	0	8			
10	Salary, Destiny	*	1-3	1-1	0-0	2	3	0	2	2	0	1	15			
22	Singleton, Tyia	*	1-3	0-0	0-0	8	2	0	1	3	2	0	19			
20	Thompson, Ayanna	*	0-1	0-1	0-0	0	2	0	4	0	0	0	7			
12	Berry, Jordan	*	0-0	0-0	0-0	0	0	0	0	0	0	0	1			
TM	TEAM		0-0	0-0	0-0	1	0	0	0	1	0	0	0			
Totals			24-56	6-24	4-8	38	58	10	10	18	3	8	200			
TOTAL FG%			1st Half: 10-28	35.7%	2nd Half: 14-28	50.0%	Game: 42.9%	DB								
3-Pt. FG%			1st Half: 3-12	25.0%	2nd Half: 3-12	25.0%	Game: 25.0%	REB								
FThrow %			1st Half: 2-5	40.0%	2nd Half: 2-3	66.7%	Game: 50.0%	3.0								

HOME TEAM: Little Rock 1-1

#	Player	g	TOT			fg-a	fg-a	ft-a	reb	pf	tp	a	to	blk	s	min
			fg-a	fg-a	ft-a											
12	Harvey, Tia	*	5-14	1-2	2-4	6	13	2	0	2	0	0	37			
10	Harris-Smith, Jaiyah	*	4-10	1-1	2-3	8	11	1	7	5	0	1	39			
11	Lee, Faith	*	4-5	0-0	0-0	2	8	4	1	6	0	1	29			
03	Brooks, Jayla	*	3-6	0-0	0-0	2	6	2	2	2	1	0	39			
32	Metcalfe, Nikki	*	0-4	0-0	0-0	3	0	2	0	1	1	0	26			
22	Triplett, Mesi	*	1-5	0-0	0-0	0	2	2	0	1	1	1	23			
00	Abiola, Toyosi	*	0-1	0-1	0-0	0	0	0	0	2	0	1	7			
TM	TEAM		0-0	0-0	0-0	4	0	0	0	2	0	0	0			
Totals			17-45	2-4	4-7	25	40	13	10	20	2	5	200			
TOTAL FG%			1st Half: 8-24	33.3%	2nd Half: 9-21	42.9%	Game: 37.8%	DB								
3-Pt. FG%			1st Half: 0-0	0.0%	2nd Half: 2-4	50.0%	Game: 50.0%	REB								
FThrow %			1st Half: 2-3	66.7%	2nd Half: 2-4	50.0%	Game: 57.1%	1.0								

Officials: Eric Baker, Natosha Harris, Leah Lanie
Technical fouls: Ole Miss-None. Little Rock-None.
Attendance: 3,255

Score by Periods	1st	2nd	3rd	4th	OT	Total
Ole Miss	13	12	18	15	-	58
Little Rock	14	4	16	6	-	40

Points in the paint-OM 32, LR 24. Points off turnovers-OM 16, LR 7.
2nd chance points-OM 13, LR 4. Fast break points-OM 7, LR 4.
Bench points-OM 15, LR 2. Score tied-1 time. Lead changed-4 times.
Last FG-OM 4th-00:03, LR 4th-02:26.
Largest lead-OM by 19 4th-00:23, LR by 3 2nd-09:53.
OM led for 37:07. LR led for 02:09. Game was tied for 00:46.



Date	Opponent	W/L	Score	LR Big	Opp Big	Ties	Chg	LR in	Opp in	Tied	Pts Off T0s		Paint		2nd Ch		Fast Brk		Bench	
				Lead	Lead			Lead	Lead		LR	Opp	LR	Opp	LR	Opp	LR	Opp	LR	Opp
Nov. 10	UAPB	W	60-56	8 (3rd)	4 (2nd)	7	9	27:38	9:46	2:56	18	11	30	26	12	12	16	8	10	20
Nov. 13	Ole Miss	L	40-58	3 (2nd)	19 (4th)	1	4	2:09	37:07	0:44	7	16	24	32	4	13	4	7	2	15
Nov. 20	Arkansas																			

* - denotes Ohio Valley Conference game

& - Ohio Valley Conference Tournament (Ford Center, Evansville, Ind.)

% - Governor's I-40 Showdown presented by Arkansas Blue Cross/Blue Shield

TOP 25 RANKINGS

AP TOP 25

RK	TEAM	RECORD	PTS	PRV
1	South Carolina (30)	2-0	750	1
2	Stanford	4-0	716	2
3	Texas	1-0	660	3
4	Iowa	3-0	637	4
5	UConn	1-0	614	6
6	Louisville	3-0	580	7
7	Iowa State	2-0	543	8
8	Ohio State	2-0	509	14
9	Notre Dame	2-0	493	9
10	NC State	3-0	478	10
11	Tennessee	1-1	441	5
12	Indiana	2-0	415	11
13	North Carolina	2-0	413	12
14	Virginia Tech	2-0	369	13
15	LSU	3-0	336	16
16	Oklahoma	2-0	310	15
17	Baylor	2-0	275	18
18	Arizona	2-0	243	19
19	Maryland	2-1	219	17
20	Creighton	2-0	187	21
21	Oregon	2-0	180	20
22	Nebraska	2-0	91	22
23	Michigan	2-0	73	25
24	Villanova	2-0	60	NR
25	Utah	3-0	40	NR

Others receiving votes: UCLA 31, South Dakota State 15, Kansas 13, Miami (FL) 11, Belmont 7, Gonzaga 5, **Ole Miss 5**, South Florida 4, Princeton 4, DePaul 4, Georgia 4, Florida 3, Kansas State 3, Duke 2, Drake 2, Washington State 2, **Alabama 2**, UCF 1

USA TODAY COACHES TOP 25

RK	TEAM (RECORD)	PTS	PRV	1st
1	South Carolina (2-0)	800	1	32
2	Stanford (4-0)	768	2	0
3	UConn (2-0)	704	6	0
4	Louisville (3-0)	681	5	0
5	Texas (1-1)	629	3	0
6	Iowa (3-0)	626	6	0
7	North Carolina State (3-0)	559	8	0
8	Iowa State (2-0)	545	9	0
9	Indiana (3-0)	512	11	0
10	Ohio State (2-0)	488	15	0
11	Notre Dame (2-0)	474	10	0
12	Tennessee (1-2)	451	4	0
13	North Carolina (2-0)	439	12	0
14	Virginia Tech (3-0)	415	13	0
15	LSU (3-0)	400	14	0
16	Oklahoma (2-0)	334	16	0
17	Baylor (2-0)	289	17	0
18	Arizona (2-0)	244	19	0
19	Oregon (3-0)	211	20	0
20	Creighton (2-0)	206	21	0
21	Maryland (2-1)	202	18	0
22	Nebraska (2-0)	104	22	0
23	Michigan (2-0)	94	23	0
24	Utah (3-0)	46	NR	0
25	Florida Gulf Coast (2-0)	33	NR	0

Others receiving votes: Villanova 25; South Dakota State 22; UCLA 20; **Arkansas 11**; Georgia 11; Oregon State 9; **Texas A&M 8**; Belmont 8; Gonzaga 6; Kansas 6; South Florida 5; Washington State 5; Miami (Fla.) 3; Princeton 5; UMass 2.

MID-MAJOR TOP 25

RK	TEAM (1ST)	RECORD	PTS	PRV
1	FGCU (26)	2-0	767	2
2	South Dakota State (4)	1-1	710	1
3	Gonzaga (1)	2-0	684	4
4	Toledo	2-0	652	5
5	Princeton	1-1	648	3
6	Belmont	1-1	635	6
7	Drexel	1-0	524	7
8	Youngstown State	1-0	450	10
9	Troy	2-1	448	11
10	Drake	1-1	443	NR
11	Columbia	2-1	440	9
12	Quinnipiac	1-1	431	8
13	Portland	2-1	299	18
14	Illinois State	1-0	269	21
15	Albany	2-0	261	19
16	Liberty	1-1	223	13
17	Kent State	1-1	221	20
18	South Dakota	2-1	219	23
19	Stephen F. Austin	2-1	214	15
20	Green Bay	1-1	201	16
21	UT Arlington	2-0	174	24
22	Jackson State	0-2	170	12
23	Tennessee Tech	1-1	138	17
24	Mercer	1-0	123	NRA
25	Ball State	0-1	99	-

Others receiving votes: Bowling Green 96, Northern Illinois 52, Cleveland State 51, Montana State 51, Grand Canyon 50, **Missouri State 43**, Northern Iowa 34, Howard 31, BYU 27, Old Dominion 27, Jacksonville State 23, Delaware 22, Valparaiso 18, UC Santa Barbara 17, Oakland 12, Southern Miss 12, **LITTLE ROCK 10**, Stony Brook 9, Texas A&M Corpus Christi 9, Lehigh 8, Robert Morris 6, Wagner 6, Eastern Kentucky 4, James Madison 4, Louisiana 4, Boston U 3, Gardner Webb 3, Hawaii 3, Towson 3, William & Mary 3, Stetson 1.

MISCELLANEOUS STATS

TEAM LEADERS

No.	Name	Pts	GAME LEADERS				GAMES WITH							
			Reb	Ast	Stl	Blk	10+ Pts	20+ Pts	10+ Reb	3+ Ast	3+Stl	3+Blk	3+3s	Dbl-Dbl
0	Toyosi Abiola ^%	0 (4)	0 (1)	0 (1)	1 (7)	0 (0)	0 (17)	0 (4)	0 (0)	0 (5)	0 (4)	0 (0)	0 (6)	0 (0)
1	Mira Hanna	0 (0)	0 (0)	0 (0)	0 (0)	0 (0)	0 (0)	0 (0)	0 (0)	0 (0)	0 (0)	0 (0)	0 (0)	0 (0)
2	Sali Kourouma	0 (16)	0 (4)	0 (0)	0 (5)	0 (8)	0 (18)	0 (11)	0 (3)	0 (1)	0 (3)	0 (0)	0 (2)	0 (3)
3	Jayla Brooks \$	0 (0)	0 (0)	0 (0)	1 (1)	0 (0)	0 (0)	0 (0)	0 (0)	0 (0)	0 (0)	0 (0)	0 (0)	0 (0)
4	Sha'Nequa Henry	0 (0)	0 (0)	0 (0)	0 (0)	0 (0)	0 (0)	0 (0)	0 (0)	0 (0)	0 (0)	0 (0)	0 (0)	0 (0)
5	Hailey Hohenecker	0 (0)	0 (0)	0 (0)	0 (0)	0 (0)	0 (0)	0 (0)	0 (0)	0 (0)	0 (0)	0 (0)	0 (0)	0 (0)
10	Jaiyah Smith #	0 (0)	2 (0)	2 (0)	1 (0)	0 (0)	1 (1)	0 (0)	1 (1)	2 (4)	0 (0)	0 (0)	0 (0)	0 (0)
11	Faith Lee	0 (0)	0 (0)	0 (0)	2 (2)	0 (0)	0 (0)	0 (0)	0 (0)	0 (0)	0 (0)	0 (0)	0 (0)	0 (0)
12	Tia Harvey	1 (2)	0 (1)	0 (9)	1 (4)	0 (7)	1 (10)	0 (0)	0 (1)	0 (18)	0 (1)	0 (0)	0 (0)	0 (0)
22	Mesi Triplett	0 (0)	0 (0)	0 (0)	1 (1)	0 (0)	0 (0)	0 (0)	0 (0)	0 (0)	0 (0)	0 (0)	0 (0)	0 (0)
32	Nikki Metcalfe @	1 (2)	0 (16)	0 (0)	0 (1)	2 (37)	(21)	(0)	(6)	(0)	(0)	(15)	(0)	(4)
34	Angelique Francis	0 (2)	0 (13)	0 (1)	0 (4)	0 (4)	0 (5)	0 (0)	0 (5)	0 (2)	0 (1)	0 (0)	0 (0)	0 (3)

Career totals in parenthesis; \$ - includes St. Thomas career; % - includes Eastern Michigan career; ^ - includes Iona career; S - includes SMU career; # - includes Ole Miss career; @ - includes Arkansas Tech career

CHARGES TAKEN

Date	Opponent	Result	Charges Taken
Nov. 11	UAPB	W, 60-56	Abiola (2), Metcalfe, Smith (2)
Nov. 13	Ole Miss	L, 40-58	Brooks (1), Harvey (1), Smith (1)
Nov. 20	Arkansas		

Season Totals

Toyosi Abiola - 2
Jayla Brooks - 1
Tia Harvey - 1
Nikki Metcalfe - 2
Jaiyah Smith - 3

LITTLE ROCK'S RECORD WHEN...

Little Rock Record	2022-23	Little Rock Record	2022-23
Leading at halftime	1-0	More points in the paint	1-0
Tied at the half	0-0	Fewer/Same points in the paint	0-1
Trailing at halftime	0-1	More or same points off TOs	1-0
Scoring more points than opponent	1-0	Fewer points off TOs	0-1
Scoring fewer points than opponent	0-1	More 2nd-chance points	0-0
Shoot >/= 40%	0-0	Fewer or same 2nd-chance points	2-1
Shoot < 40%	1-1	More bench points than opp.	0-0
Shoot higher % than opp.	1-0	Fewer or same bench points	1-1
Shoot lower % than opp.	0-1	On Monday	0-0
Opp. shoot worse than 40%	1-0	On Tuesday	0-0
Opp. shoot 40% or higher	0-1	On Wednesday	0-0
Score less than 60 points	0-1	On Thursday	1-0
Score 60-69 points	1-0	On Friday	0-0
Score 70-79 points	0-0	On Saturday	0-0
Score 80-89 points	0-0	On Sunday	0-1
Score 90-99 points	0-0	In November	1-1
Score 100-plus points	0-0	In December	0-0
Opp. score less than 60 points	1-1	In January	0-0
Opp. score 60-69 points	0-0	In February	0-0
Opp. score 70-79 points	0-0	In March	0-0
Opp. score 80-89 points	0-0	vs. ferocious felines	1-0
Opp. score 90-99 points	0-0	vs. those who lost the war	0-1
Opp. score 100-plus points	0-0	vs. wild boars	0-0
Outrebounded opponent	0-0	vs. golden birds	0-0
Outrebounded by opponent	1-1	vs. diabetic bears	0-0
Equal number of rebounds	0-0	vs. Texas farmers	0-0
Fewer turnovers than opp.	1-0	vs. those atop a hill	0-0
Same turnovers as opp.	0-0	vs. feminine bears	0-0
More turnovers than opp.	0-1	vs. crimson stampeding elephants	0-0
Make 8 or more 3-pointers	0-0	vs. warmongering birds	0-0
Make 7 or fewer 3-pointers	1-1	vs. birds of prey	0-0
Games decided by 5 pts or less	1-0	vs. crimson canines	0-0
Games decided by 10 pts or less	1-0	vs. nickname stealers	0-0
Overtime games	0-0		
Games following a loss	0-0		
Games following a win	0-1		

STARTING LINEUPS

Guard	Guard	G/F	Forward	Forward	Games	W-L
Brooks	Smith	Harvey	Lee	Metcalfe	2	1-1

START CHART

No.	Name	Total	Cons.	2022-23	2021-22	2020-21	2019-20	2018-19	2017-18
0	Toyosi Abiola %^	30	0	0	0 %	-	0 %	-	30^
1	Mira Hanna	0	0	-	-	-	-	-	-
2	Sali Kourouma	18	0	0	18	-	-	-	-
3	Jayla Brooks	2	2	2	-	1 \$	-	-	-
4	Sha'Nequa Henry	0	0	0	-	-	-	-	-
5	Hailey Hohenecker \$	0	0	-	-	-	-	-	-
10	Jaiyah Smith #	2	2	2	0 #	-	-	-	-
11	Faith Lee	2	2	2	-	-	-	-	-
12	Tia Harvey	29	2	2	14	13	-	-	-
22	Mesi Triplett	0	0	0	-	-	-	-	-
32	Nikki Metcalfe @	37	25 @	2	24 @	11 @	-	-	-
34	Angelique Francis	22	0	-	18	1	3	-	-

\$ - includes St. Thomas career; % - includes Eastern Michigan career; ^ - includes Iona career; S - includes SMU career; # - includes Ole Miss career; @ - includes Arkansas Tech career

HOW LR SCORED ITS FIRST POINTS

Player	Layup	FG in Paint	FG	3PT	FT
Francis	-	-	-	-	-
Harvey	1	-	-	-	-
Kourouma	-	-	-	-	-
Smith	1	-	-	-	-



TEAM

SCORING

Scored 100+ points	103 vs. Morris Brown, 2/3/2001
Scored 90+ points	92 vs. Georgia Southern, 2/1/2018
Score 80+ points	88, Champion Christian, 2/14/2022
Scored fewer than 40 points	39, at Arkansas, 12/12/2021
Scored fewer than 50 points	40, Ole Miss, 11/13/22
Had 2 players score 20+ points	Teal Battle (25) & Ky'lie Scott (22) vs. Georgia State, 3/6/2021
Had no player in double figures	at Arkansas, 12/12/2021
Had exactly 4 players in double figures	Sali Kourouma (24), Angelique Francis (10), Raziya Potter (10), Dariel Johnson (10) vs. App State, 3/4/2022
Had 5 players in double figures	Sali Kourouma (22), Mayra Caicedo (13), Tia Harvey (11) Dariel Johnson (10), Raziya Potter (10) at Arkansas State, 2/19/2022

REBOUNDING

Had 50 or more rebounds	55 vs. Champion Christian, 2/14/2022
Had 45 or more rebounds	48 vs. App State, 3/4/2022
Had fewer than 25 rebounds:	21, vs. Arkansas State, 1/18/2020
Outrebounded opponent by 10+	52-38 vs. Philander Smith, 2/8/2022
Outrebounded opponent by 20+	23 (48-25) vs. App State, 3/4/2022
Outrebounded opponent by 30+	53-20 vs. Incarnate Word, 12/10/2013
Had 2 players with 10+ rebounds	Dariel Johnson (15), Angelique Francis (11) vs. App State, 3/4/2022
Held a Team to 0 Points in a Quarter	vs. ULM (12/31/2016) 1st Quarter (LR led 16-0); W, 78-34
Held a Team to 0 FGs Made in a Quarter	vs. Louisiana (1/25/2021) 1st Quarter (LA 0-for-9); L, 54-45

MISCELLANEOUS

Won in overtime	60-56 vs. Arkansas State, 2/13/2021
Lost in overtime	69-65 (30T) vs. Texas State, 1/27/2022
Had 20+ assists	20 vs. Champion Christian, 2/14/2022
Out-assisted opponent by 10+	19-8, at Texas State, 2/26/2022
Had 15+ steals	16 vs. Champion Christian, 2/14/2022
Had 10+ blocks	11 vs. Louisiana Tech, 1/30/2013
Had 2 players with double-doubles	Dariel Johnson (10 pts and 15 rbs), Angelique Francis (10 pts and 11 rbs) vs. App State, 3/4/2022
Won by 50+ points	52 (88-36), vs. Champion Christian, 2/14/2022
Won by 40+ points	40 vs. Georgia Southern, 2/1/2018
Won by 30+ points	35 (71-36) vs. ULM, 1/29/2021
Allowed 40 points or fewer	36, Champion Christian, 2/14/2022
Opponent shot > 50% FG	50.0% (8-16), at Texas State, 2/26/2022
Opponent shot > 50% 3PT	57.1% (4-7), vs. ULM, 3/2/2022

INDIVIDUAL

Scored 40+ points	40, Chastity Reed at South Alabama, 2/23/2011
Scored 30+ points	32, Sali Kourouma vs. Memphis, 11/18/2021
Shot 100% in FGs (min. 6)	Raeyana DeGray (9-9) vs. Georgia State, 3/2/2019
Made 15+ field goals	17, Chastity Reed at South Alabama, 2/23/2011
Made 10+ field goals	10, Sali Kourouma vs. App State, 3/4/2022
Attempted 30+ field goals	32, Chastity Reed vs. ULM, 1/12/2011
Made 5+ three-pointers	5, Teal Battle vs. Arkansas State, 2/13/2021
Attempted 15+ 3s	19, Kim Sitzmann at Louisiana Tech, 12/22/2008
Made 12+ free throws	Bre'Amber Scott (13) at Central Ark., 12/16/2020
Shot 100% FTs (min. 8)	Bre'Amber Scott (13-13) vs. #10/10 Texas A&M, 12/10/2020
Had 15+ rebounds	15, Dariel Johnson vs. App State, 3/4/2022
Had 20+ rebounds	22, Azaria Robinson vs. Philander Smith, 2/8/2022
Had 10+ assists	10, Mayra Caicedo vs. Georgia State, 3/6/2021
Had 8+ steals	8, Angela Jones vs. Philander Smith, 12/4/1984
Had 5+ blocks	5, Dariel Johnson at ULM, 2/5/2022
Had a double-double	Dariel Johnson (10 pts and 15 rbs) Angelique Francis (10 pts and 11 rbs) vs App State, 3/4/2022
Had a triple-double	Shanika Butler (10p/12r/12a) vs. Louisiana, 1/16/2010



Toyosi ABIOLA

0



TOY-OH-see AB-EE-OH-luh • G • 5-7 • Gr.

London, England • Eastern Michigan/Iona • Management Major

SEASON STATS

PPG	RPG	APG	FG%	3FG%	FT%
4.0	3.0	0.0	22%	29%	50%

ABOUT TOYOSI

- Very athletic
- Can shoot the 3
- Brings Division I experience
- Explosive off the dribble

TOP PERFORMANCES

POINTS

Season: 8, UAPB (11/10/22)
Career: *21, 2x; Last: Canisius (1/2/18)

FG MADE

Season: 2, UAPB (11/10/22)
Career: *9, at St. Francis Brooklyn (12/16/17)

FG ATTEMPTS

Season: 8, UAPB (11/10/22)
Career: *20, at Marist (2/1/18)

3-POINT FGM

Season: 2, UAPB (11/10/22)
Career: *5, at Niagra (12/30/17)

3-POINT FGA

Season: 2, UAPB (11/10/22)
Career: *11, at Saint Peter's (2/15/18)

FT MADE

Season: 2, UAPB (11/10/22)
Career: *7, at Jacksonville (11/13/17)

FT ATTEMPTS

Season: 4, UAPB (11/10/22)
Career: *9, Manhattan (2/17/18)

REBOUNDS

Season: 6, UAPB (11/10/22)
Career: *7, 2x; Last: Monmouth (1/13/18)

ASSISTS

Season: -
Career: *4, 2x; Last: Fairfield (2/8/18)

STEALS

Season: 1, UAPB (11/10/22)
Career: *4, Siena (1/20/18)

BLOCKS

Season: -
Career: -

2022-23 GAME-BY-GAME STATISTICS

Opponent	Date	GS	Min	FG	FGA	Pct	3FG	FGA	Pct	FT	FTA	Pct	O	D	Tot	Avg	PF	FO	A	TO	Blk	Stl	Pts	Avg
ARK.-PINE BLUFF	11/10/22		29	2	8	.250	2	6	.333	2	4	.500	0	6	6	6.0	2	0	0	2	0	1	8	8.0
OLE MISS	11/13/22		7	0	1	.000	0	1	.000	0	0	.000	0	0	0	3.0	0	0	0	2	0	1	0	4.0
Totals		-	36	2	9	.222	2	7	.286	2	4	.500	0	6	6	3.0	2	0	0	4	0	2	8	4.0

CAREER STATISTICS

				Field Goals		3-Point		F-Throws		Rebounds									Scoring	
SEASON	TEAM	GP-GS	MIN/AVG	FG-FGA	FG%	3FG-3FGA	3FG%	FT-FTA	FT%	OFF	DEF	TOT	AVG	PF-FO	A	TO	BLK	STL	PTS	AVG
2017-18	Iona	30-30	1037/34.6	120-369	.325	45-157	.287	59-82	.720	19	61	80	2.7	65-1	43	77	0	29	344	11.5
2019-20	EMU	1-0	1/0.8	0-0	.000	0-0	.000	0-0	.000	0	0	0	0.0	0-0	0	0	0	0	0	0.0
2021-22	EMU	6-0	33/5.5	1-14	.071	0-8	.000	0-0	.000	0	5	5	0.8	1-0	0	1	0	0	2	0.3
2022-23	LR	2-0	37/18.4	2-9	.222	2-7	.286	2-4	.500	0	6	6	3.0	2-0	0	4	0	2	8	4.0
TOTAL FOR LR		2-0	37/18.4	2-9	.222	2-7	.286	2-4	.500	0	6	6	3.0	2-0	0	4	0	2	8	4.0
TOTAL		39-30	1108/28.4	123-392	.314	47-172	.273	61-86	.709	19	72	91	2.3	68-1	43	82	0	31	354	9.1



Mira HANNA

1



MEER-uh HAN-uh • F • 6-0 • Fr.

Tampa, Fla. • Berkeley Prep HS • Interdisciplinary Studies Major

SEASON STATS

PPG	RPG	APG	FG%	3FG%	FT%
---	---	---	---%	---%	---%

ABOUT MIRA

- Good shooter from perimeter
- Has ability to post up
- Good basketball IQ
- Great potential

TOP PERFORMANCES

POINTS

Season: -
 Career: -

FG MADE

Season: -
 Career: -

FG ATTEMPTS

Season: -
 Career: -

3-POINT FGM

Season: -
 Career: -

3-POINT FGA

Season: -
 Career: -

FT MADE

Season: -
 Career: -

FT ATTEMPTS

Season: -
 Career: -

REBOUNDS

Season: -
 Career: -

ASSISTS

Season: -
 Career: -

STEALS

Season: -
 Career: -

BLOCKS

Season: -
 Career: -

2022-23 GAME-BY-GAME STATISTICS

Opponent	Date	GS	Min	FG	FGA	Pct	3FG	FGA	Pct	FT	FTA	Pct	O	D	Tot	Avg	PF	FO	A	TO	Blk	Stl	Pts	Avg
ARK.-PINE BLUFF	11/10/22																							
OLE MISS	11/13/22																							

Totals

-

CAREER STATISTICS



Sali KOUROUMA

2



SALLY COOR-uh-MUH • F • 5-11 • R-Jr.

Kati, Mali • Grayson JC • Applied Communication Studies Major

SEASON STATS

PPG	RPG	APG	FG%	3FG%	FT%
---	---	---	---%	---%	---%

ABOUT SALI

- Scorer's mentality
- Great shooter
- Can score inside or out
- Strong offensive presence

TOP PERFORMANCES

POINTS

Season: -
 Career: 32, Memphis (11/18/21)

FG MADE

Season: -
 Career: 12, at Texas State (2/26/22)

FG ATTEMPTS

Season: -
 Career: 24, Memphis (11/18/21)

3-POINT FGM

Season: -
 Career: 3, 2x; Last: Champion Chr. (2/14/22)

3-POINT FGA

Season: -
 Career: 10, App State (1/15/22)

FT MADE

Season: -
 Career: 11, Memphis (11/18/21)

FT ATTEMPTS

Season: -
 Career: 14, Memphis (11/18/21)

REBOUNDS

Season: -
 Career: 11, 2x; Last: at UTA (2/25/22)

ASSISTS

Season: -
 Career: 4, App State (1/15/22)

STEALS

Season: -
 Career: 4, UAPB (11/16/21)

BLOCKS

Season: -
 Career: 2, at Texas State (2/26/22)

HONORS AND AWARDS

- 2021-22 All-Sun Belt Conference Second Team
- 2021-22 Sun Belt Conference Player of the Week (Nov. 23)
- 2021-22 Sun Belt Conference Player of the Week (Nov. 16)

2022-23 GAME-BY-GAME STATISTICS


Opponent	Date	GS	Min	FG	FGA	Pct	3FG	FGA	Pct	FT	FTA	Pct	O	D	Tot	Avg	PF	FO	A	TO	Blk	Stl	Pts	Avg
ARK.-PINE BLUFF	11/10/22																							
OLE MISS	11/13/22																							

Totals

-

CAREER STATISTICS

				Field Goals		3-Point		F-Throws		Rebounds											Scoring	
SEASON	TEAM	GP-GS	MIN/AVG	FG-FGA	FG%	3FG-3FGA	3FG%	FT-FTA	FT%	OFF	DEF	TOT	AVG	PF-FO	A	TO	BLK	STL			PTS	AVG
2021-22	LR	22-18	690/31.3	150-375	.400	29-101	.287	75-105	.714	40	90	130	5.9	46-2	14	72	11	29			404	18.4
TOTAL		22-18	690/31.3	150-375	.400	29-101	.287	75-105	.714	40	90	130	5.9	46-2	14	72	11	29			404	18.4



Jayla BROOKS

3



JAY-luh • G • 5-7 • Jr. • Sachse, Texas • Panola JC/SMU • Criminal Justice Major

SEASON STATS

PPG	RPG	APG	FG%	3FG%	FT%
3.5	2.5	2.0	33%	---%	50%

ABOUT JAYLA

- Good defender
- Good penetrative ability
- Sees the floor, can make things happen
- HS Teammate of Tia Harvey

TOP PERFORMANCES

POINTS

Season: 6, Ole Miss (11/13/22)
 Career: *8, at Oklahoma State (12/7/20)

FG MADE

Season: -
 Career: 3, 2x; Last: Ole Miss (11/13/22)

FG ATTEMPTS

Season: -
 Career: 6, 2x; Last: Ole Miss (11/13/22)

3-POINT FGM

Season: -
 Career: *2, at Oklahoma State (12/7/20)

3-POINT FGA

Season: -
 Career: *3, East Carolina (12/16/20)

FT MADE

Season: 1, UAPB (11/10/22)
 Career: 1, UAPB (11/10/22)

FT ATTEMPTS

Season: 2, UAPB (11/10/22)
 Career: 2, UAPB (11/10/22)

REBOUNDS

Season: 3, UAPB (11/10/22)
 Career: 3, UAPB (11/10/22)

ASSISTS

Season: 2, 2x; Last: Ole Miss (11/13/22)
 Career: 2, 2x; Last: Ole Miss (11/13/22)

STEALS

Season: 1, 2x; Last: Ole Miss (11/13/22)
 Career: 1, 2x; Last: Ole Miss (11/13/22)

BLOCKS

Season: -
 Career: -

2022-23 GAME-BY-GAME STATISTICS

Opponent	Date	GS	Min	FG	FGA	Pct	3FG	FGA	Pct	FT	FTA	Pct	O	D	Tot	Avg	PF	FO	A	TO	Blk	Stl	Pts	Avg	
ARK.-PINE BLUFF	11/10/22	*	20	0	3	.000	0	0	.000	1	2	.500	0	3	3	3.0	4	0	2	1	0	0	1	1.0	
OLE MISS	11/13/22	*	39	3	6	.500	0	0	.000	0	0	.000	0	2	2	2.5	2	0	2	1	0	1	6	3.5	
Totals			2	59	3	9	.333	0	0	.000	1	2	.500	0	5	5	2.5	6	0	4	2	0	1	7	3.5

CAREER STATISTICS

				Field Goals		3-Point		F-Throws		Rebounds									Scoring	
SEASON	TEAM	GP-GS	MIN/AVG	FG-FGA	FG%	3FG-3FGA	3FG%	FT-FTA	FT%	OFF	DEF	TOT	AVG	PF-FO	A	TO	BLK	STL	PTS	AVG
2020-21	SMU	4-0	49/12.3	4-14	.286	2-6	.333	0-0	.000	2	1	3	0.8	6-0	2	5	0	1	10	2.5
2022-23	LR	2-2	59/29.3	3-9	.333	0-0	.000	1-2	.500	0	5	5	2.5	6-0	4	2	0	1	7	3.5
TOTAL FOR LR		2-2	59/29.3	3-9	.333	0-0	.000	1-2	.500	0	5	5	2.5	6-0	4	2	0	1	7	3.5
TOTAL		6-2	108/18.0	7-23	.304	2-6	.333	1-2	.500	2	6	8	1.3	12-0	6	7	0	2	17	2.8



Sha'Nequa HENRY

4



shuh-NEE-KWAH • G • 5-8 • Jr.

Texarkana, Texas • Eastern Oklahoma State • Psychology Major

SEASON STATS

PPG	RPG	APG	FG%	3FG%	FT%
2.0	2.0	0.0	33%	---%	---%

ABOUT SHA'NEQUA

- Good perimeter shooter
- Can slash and drive
- Finishes well in the paint

TOP PERFORMANCES

POINTS

Season: 2, UAPB (11/10/22)
Career: 2, UAPB (11/10/22)

FG MADE

Season: 1, UAPB (11/10/22)
Career: 1, UAPB (11/10/22)

FG ATTEMPTS

Season: 3, UAPB (11/10/22)
Career: 3, UAPB (11/10/22)

3-POINT FGM

Season: -
Career: -

3-POINT FGA

Season: -
Career: -

FT MADE

Season: -
Career: -

FT ATTEMPTS

Season: -
Career: -

REBOUNDS

Season: 2, UAPB (11/10/22)
Career: 2, UAPB (11/10/22)

ASSISTS

Season: -
Career: -

STEALS

Season: 1, UAPB (11/10/22)
Career: 1, UAPB (11/10/22)

BLOCKS

Season: -
Career: -

2022-23 GAME-BY-GAME STATISTICS

Opponent	Date	GS	Min	FG	FGA	Pct	3FG	FGA	Pct	FT	FTA	Pct	O	D	Tot	Avg	PF	FO	A	TO	Blk	Stl	Pts	Avg
ARK.-PINE BLUFF	11/10/22		7	1	3	.333	0	0	.000	0	0	.000	0	2	2	2.0	0	0	0	0	0	1	2	2.0
OLE MISS	11/13/22		DNP																					
Totals		-	7	1	3	.333	0	0	.000	0	0	.000	0	2	2	2.0	0	0	0	0	0	1	2	2.0

CAREER STATISTICS

				Field Goals		3-Point		F-Throws		Rebounds									Scoring	
SEASON	TEAM	GP-GS	MIN/AVG	FG-FGA	FG%	3FG-3FGA	3FG%	FT-FTA	FT%	OFF	DEF	TOT	AVG	PF-FO	A	TO	BLK	STL	PTS	AVG
2022-23	LR	1-0	7/7.3	1-3	.333	0-0	.000	0-0	.000	0	2	2	2.0	0-0	0	0	0	1	2	2.0
TOTAL		1-0	7/7.3	1-3	.333	0-0	.000	0-0	.000	0	2	2	2.0	0-0	0	0	0	1	2	2.0



Hailey HOHENECKER

5



HAHN-ah-ker • G • 5-4 • R-So. • Plymouth, Minn. • St. Thomas • Applied Comms Major

SEASON STATS

PPG	RPG	APG	FG%	3FG%	FT%
---	---	---	---%	---%	---%

ABOUT HAILEY

- Hard worker
- High energy
- Good basketball IQ

TOP PERFORMANCES

POINTS

Season: -
 Career: 2, 3x; Last: Champion Chr. (2/14/22)

FG MADE

Season: -
 Career: 1, 3x; Last: Champion Chr. (2/14/22)

FG ATTEMPTS

Season: -
 Career: 5, Champion Christian (2/14/22)

3-POINT FGM

Season: -
 Career: -

3-POINT FGA

Season: -
 Career: 3, Champion Christian (2/14/22)

FT MADE

Season: -
 Career: -

FT ATTEMPTS

Season: -
 Career: -

REBOUNDS

Season: -
 Career: 1, 2x; Last: Champion Chr. (2/14/22)

ASSISTS

Season: -
 Career: 2, App State (1/15/22)

STEALS

Season: -
 Career: -

BLOCKS

Season: -
 Career: -

2022-23 GAME-BY-GAME STATISTICS

Opponent	Date	GS	Min	FG	FGA	Pct	3FG	FGA	Pct	FT	FTA	Pct	O	D	Tot	Avg	PF	FO	A	TO	Blk	Stl	Pts	Avg
ARK.-PINE BLUFF	11/10/22																							
OLE MISS	11/13/22																							

Totals

-

CAREER STATISTICS

				Field Goals		3-Point		F-Throws		Rebounds											Scoring	
SEASON	TEAM	GP-GS	MIN/AVG	FG-FGA	FG%	3FG-3FGA	3FG%	FT-FTA	FT%	OFF	DEF	TOT	AVG	PF-FO	A	TO	BLK	STL			PTS	AVG
2021-22	LR	8-0	28/3.5	3-12	.250	0-5	.000	0-0	.000	1	1	2	0.3	2-0	4	3	0	0			6	0.8
TOTAL		8-0	28/3.5	3-12	.250	0-5	.000	0-0	.000	1	1	2	0.3	2-0	4	3	0	0			6	0.8



Jaiyah SMITH

10



JAY-uh • G • 5-6 • So. • Miami, Fla. • Ole Miss • Criminal Justice Major

SEASON STATS

PPG	RPG	APG	FG%	3FG%	FT%
9.0	9.5	6.5	31%	100%	54%

ABOUT JAIYAH

- Heady PG
- Has good feel for the game
- Good passer & penetrator
- Brings Division I experience

TOP PERFORMANCES

POINTS
Season: 11, Ole Miss (11/13/22)
Career: 11, Ole Miss (11/13/22)

FG MADE
Season: 4, Ole Miss (11/13/22)
Career: 4, Ole Miss (11/13/22)

FG ATTEMPTS
Season: 10, Ole Miss (11/13/22)
Career: 10, Ole Miss (11/13/22)

3-POINT FGM
Season: 1, Ole Miss (11/13/22)
Career: 1, Ole Miss (11/13/22)

3-POINT FGA
Season: 1, 5x; Last: Ole Miss (11/13/22)
Career: 1, 5x; Last: Ole Miss (11/13/22)

FT MADE
Season: 5, UAPB (11/10/22)
Career: 5, UAPB (11/10/22)

FT ATTEMPTS
Season: 10, UAPB (11/10/22)
Career: 10, UAPB (11/10/22)

REBOUNDS
Season: 11, UAPB (11/10/22)
Career: 11, UAPB (11/10/22)

ASSISTS
Season: 7, Ole Miss (11/13/22)
Career: 7, Ole Miss (11/13/22)

STEALS
Season: 1, 5x; Last: Ole Miss (11/13/22)
Career: 1, 5x; Last: Ole Miss (11/13/22)

BLOCKS
Season: -
Career: -

2022-23 GAME-BY-GAME STATISTICS

Opponent	Date	GS	Min	FG	FGA	Pct	3FG	FGA	Pct	FT	FTA	Pct	O	D	Tot	Avg	PF	FO	A	TO	Blk	Stl	Pts	Avg
ARK.-PINE BLUFF	11/10/22	*	35	1	6	.167	0	0	.000	5	10	.500	3	8	11	11.0	4	0	6	6	0	0	7	7.0
OLE MISS	11/13/22	*	39	4	10	.400	1	1	1.000	2	3	.667	1	7	8	9.5	1	0	7	5	0	1	11	9.0
Totals			2	74	5	16	.313	1	11.000	7	13	.538	4	15	19	9.5	5	0	13	11	0	1	18	9.0

CAREER STATISTICS

				Field Goals		3-Point		F-Throws		Rebounds									Scoring	
SEASON	TEAM	GP-GS	MIN/AVG	FG-FGA	FG%	3FG-3FGA	3FG%	FT-FTA	FT%	OFF	DEF	TOT	AVG	PF-FO	A	TO	BLK	STL	PTS	AVG
2021-22	OM	18-0	87/4.8	2-14	.143	0-4	.000	0-2	.000	4	8	12	0.7	8-0	12	7	0	4	4	0.2
2022-23	LR	2-2	73/36.7	5-16	.313	1-1	1.000	7-13	.538	4	15	19	9.5	5-0	13	11	0	1	18	9.0
TOTAL FOR LR		2-2	73/36.7	5-16	.313	1-1	1.000	7-13	.538	4	15	19	9.5	5-0	13	11	0	1	18	9.0
TOTAL		20-2	160/8.0	7-30	.233	1-5	.200	7-15	.467	8	23	31	1.6	13-0	25	18	0	5	22	1.1



Faith LEE

11



F • 5-11 • Fr.

Monroe, La. • Ouachita Parish HS • Interdisciplinary Studies Major

SEASON STATS

PPG	RPG	APG	FG%	3FG%	FT%
11.0	2.5	1.5	67%	---%	67%

ABOUT FAITH

- Very athletic
- Versatile
- Can do several different things with the ball
- Inside-Outside player

TOP PERFORMANCES

POINTS

Season: 14, UAPB (11/10/22)
 Career: 14, UAPB (11/10/22)

FG MADE

Season: 6, UAPB (11/10/22)
 Career: 6, UAPB (11/10/22)

FG ATTEMPTS

Season: 10, UAPB (11/10/22)
 Career: 10, UAPB (11/10/22)

3-POINT FGM

Season: -
 Career: -

3-POINT FGA

Season: -
 Career: -

FT MADE

Season: 2, UAPB (11/10/22)
 Career: 2, UAPB (11/10/22)

FT ATTEMPTS

Season: 3, UAPB (11/10/22)
 Career: 3, UAPB (11/10/22)

REBOUNDS

Season: 3, UAPB (11/10/22)
 Career: 3, UAPB (11/10/22)

ASSISTS

Season: 2, UAPB (11/10/22)
 Career: 2, UAPB (11/10/22)

STEALS

Season: 2, UAPB (11/10/22)
 Career: 2, UAPB (11/10/22)

BLOCKS

Season: -
 Career: -

2022-23 GAME-BY-GAME STATISTICS

Opponent	Date	GS	Min	FG	FGA	Pct	3FG	FGA	Pct	FT	FTA	Pct	O	D	Tot	Avg	PF	FO	A	TO	Blk	Stl	Pts	Avg
ARK.-PINE BLUFF	11/10/22	*	39	6	10	.600	0	0	.000	2	3	.667	3	0	3	3.0	4	0	2	5	0	2	14	14.0
OLE MISS	11/13/22	*	29	4	5	.800	0	0	.000	0	0	.000	0	2	2	2.5	4	0	1	6	0	1	8	11.0
Totals			2	68	10	.667	0	0	.000	2	3	.667	3	2	5	2.5	8	0	3	11	0	3	22	11.0

CAREER STATISTICS

				Field Goals		3-Point		F-Throws		Rebounds									Scoring	
SEASON	TEAM	GP-GS	MIN/AVG	FG-FGA	FG%	3FG-3FGA	3FG%	FT-FTA	FT%	OFF	DEF	TOT	AVG	PF-FO	A	TO	BLK	STL	PTS	AVG
2022-23	LR	2-2	68/34.1	10-15	.667	0-0	.000	2-3	.667	3	2	5	2.5	8-0	3	11	0	3	22	11.0
TOTAL		2-2	68/34.1	10-15	.667	0-0	.000	2-3	.667	3	2	5	2.5	8-0	3	11	0	3	22	11.0



Tia HARVEY

12



G • 5-9 • Jr. • Sachse, Texas • Sachse HS • Mass Communications Major

SEASON STATS

PPG	RPG	APG	FG%	3FG%	FT%
12.5	4.0	1.5	40%	33%	31%

ABOUT TIA

- Strong, athletic
- Very competitive
- Team leader
- Very good defender

TOP PERFORMANCES

POINTS

Season: 13, Ole Miss (11/13/22)
 Career: 16, Arkansas State (2/13/21)

FG MADE

Season: 5, 2x; Last: Ole Miss (11/13/22)
 Career: 7, Arkansas State (2/13/21)

FG ATTEMPTS

Season: 14, Ole Miss (11/13/22)
 Career: 14, 2x; Last: Ole Miss (11/13/22)

3-POINT FGM

Season: 1, Ole Miss (11/13/22)
 Career: 2, at ULM (2/5/22)

3-POINT FGA

Season: 2, Ole Miss (11/13/22)
 Career: 4, 2x; Last: at Arkansas St. (2/19/22)

FT MADE

Season: 2, 2x; Last: Ole Miss (11/13/22)
 Career: 5, 2x; Last: Arkansas State (2/12/22)

FT ATTEMPTS

Season: 9, UAPB (11/10/22)
 Career: 9, UAPB (11/10/22)

REBOUNDS

Season: 6, Ole Miss (11/13/22)
 Career: 13, Texas State (2/5/21)

ASSISTS

Season: 3, UAPB (11/10/22)
 Career: 7, 2x; at UT Arlington (2/25/22)

STEALS

Season: 2, UAPB (11/10/22)
 Career: 3, at ULM (2/22/21)

BLOCKS


Season: -
 Career: 2, 4x; Last: Champion Chr. (2/14/22)

2022-23 GAME-BY-GAME STATISTICS

Opponent	Date	GS	Min	FG	FGA	Pct	3FG	FGA	Pct	FT	FTA	Pct	O	D	Tot	Avg	PF	FO	A	TO	Blk	Stl	Pts	Avg
ARK.-PINE BLUFF	11/10/22	*	30	5	11	.455	0	1	.000	2	9	.222	0	2	2	2.0	3	0	3	1	0	2	12	12.0
OLE MISS	11/13/22	*	37	5	14	.357	1	2	.500	2	4	.500	0	6	6	4.0	2	0	0	2	0	0	13	12.5
Totals			2	67	10	.400	1	3	.333	4	13	.308	0	8	8	4.0	5	0	3	3	0	2	25	12.5

CAREER STATISTICS

				Field Goals		3-Point		F-Throws		Rebounds									Scoring	
SEASON	TEAM	GP-GS	MIN/AVG	FG-FGA	FG%	3FG-3FGA	3FG%	FT-FTA	FT%	OFF	DEF	TOT	AVG	PF-FO	A	TO	BLK	STL	PTS	AVG
2020-21	LR	24-13	489/20.4	46-128	.359	3-15	.200	24-36	.667	17	46	63	2.6	31-1	32	37	8	14	119	5.0
2021-22	LR	23-14	605/26.3	45-154	.292	10-30	.333	20-32	.625	12	38	50	2.2	63-4	69	39	4	18	120	5.2
2022-23	LR	2-2	67/33.5	10-25	.400	1-3	.333	4-13	.308	0	8	8	4.0	5-0	3	3	0	2	25	12.5
TOTAL		49-29	1161/23.7	101-307	.329	14-48	.292	48-81	.593	29	92	121	2.5	99-5	104	79	12	34	264	5.4



Mesi TRIPLETT

22



MACY • F • 6-3 • So. • Orlando, Fla. • St. Petersburg College • Criminal Justice Major

SEASON STATS

PPG	RPG	APG	FG%	3FG%	FT%
1.0	0.0	0.0	17%	---%	---%

ABOUT MESI

- Strong post-up player
- Long defender in the paint
- Good rebounder

TOP PERFORMANCES

POINTS

Season: 2, Ole Miss (11/13/22)
 Career: 2, Ole Miss (11/13/22)

FG MADE

Season: 1, Ole Miss (11/13/22)
 Career: 1, Ole Miss (11/13/22)

FG ATTEMPTS

Season: 5, Ole Miss (11/13/22)
 Career: 5, Ole Miss (11/13/22)

3-POINT FGM

Season: -
 Career: -

3-POINT FGA

Season: -
 Career: -

FT MADE

Season: -
 Career: -

FT ATTEMPTS

Season: -
 Career: -

REBOUNDS

Season: -
 Career: -

ASSISTS

Season: -
 Career: -

STEALS

Season: 1, Ole Miss (11/13/22)
 Career: 1, Ole Miss (11/13/22)

BLOCKS

Season: 1, Ole Miss (11/13/22)
 Career: 1, Ole Miss (11/13/22)

2022-23 GAME-BY-GAME STATISTICS

Opponent	Date	GS	Min	FG	FGA	Pct	3FG	FGA	Pct	FT	FTA	Pct	O	D	Tot	Avg	PF	FO	A	TO	Blk	Stl	Pts	Avg
ARK.-PINE BLUFF	11/10/22		2	0	1	.000	0	0	.000	0	0	.000	0	0	0	0.0	0	0	0	0	0	0	0	0.0
OLE MISS	11/13/22		23	1	5	.200	0	0	.000	0	0	.000	0	0	0	0.0	2	0	0	1	1	1	2	1.0
Totals			-	25	1	.167	0	0	.000	0	0	.000	0	0	0	0.0	2	0	0	1	1	1	2	1.0

CAREER STATISTICS

SEASON	TEAM	GP-GS	MIN/AVG	Field Goals		3-Point		F-Throws		Rebounds									Scoring	
				FG-FGA	FG%	3FG-3FGA	3FG%	FT-FTA	FT%	OFF	DEF	TOT	AVG	PF-FO	A	TO	BLK	STL	PTS	AVG
2020-21	ATU	15-11	387/25.8	66-120	.550	0-3	.000	21-27	.778	28	70	98	6.5	33-2	6	13	31	11	153	10.2
2021-22	ATU	29-24	726/25.0	108-233	.464	0-3	.000	37-51	.725	58	98	156	5.4	71-2	10	28	68	13	253	8.7
2022-23	LR	2-2	64/32.0	6-16	.375	0-0	.000	4-4	1.000	1	6	7	3.5	4-0	2	1	2	0	16	8.0
TOTAL FOR LR		2-2	64/32.0	6-16	.375	0-0	.000	4-4	1.000	1	6	7	3.5	4-0	2	1	2	0	16	8.0
TOTAL		46-37	1177/25.6	180-369	.488	0-6	.000	62-82	.756	87	174	261	5.7	108-4	18	42	101	24	422	9.2



Nikki METCALFE

32



MET-CALF • F • 6-3 • Gr. • Melbourne, Australia • Arkansas Tech • Social Work Major

SEASON STATS

PPG	RPG	APG	FG%	3FG%	FT%
8.0	3.5	1.0	38%	---	100%

ABOUT NIKKI

- Good shooter
- Great size and length for post
- Can hit outside shot
- Brings four-year playing exp.

TOP PERFORMANCES

POINTS

Season: 16, UAPB (11/10/22)
Career: *17, Henderson State (1/9/21)

FG MADE

Season: 6, UAPB (11/10/22)
Career: *7, 7x; Last: vs. Harding (3/5/22)

FG ATTEMPTS

Season: 12, UAPB (11/10/22)
Career: *19, 2x; Last: vs. Harding (3/5/22)

3-POINT FGM

Season: -
Career: -

3-POINT FGA

Season: -
Career: *2, Henderson State (2/4/21)

FT MADE

Season: 4, UAPB (11/10/22)
Career: *5, at Southern Arkansas (2/25/21)

FT ATTEMPTS

Season: 4, UAPB (11/10/22)
Career: *6, 2x; Last: at Ouachita Baptist (1/15/22)

REBOUNDS

Season: 4, UAPB (11/10/22)
Career: *14, at Southeastern Okla. (1/29/22)

ASSISTS

Season: 2, UAPB (11/10/22)
Career: 2, 2x; Last: UAPB (11/10/22)

STEALS

Season: -
Career: *2, 3x; Last: vs. SW Okla. (3/6/22)

BLOCKS


Season: 1, UAPB (11/10/22)
Career: *11, Harding (2/8/21)

2022-23 GAME-BY-GAME STATISTICS

Opponent	Date	GS	Min	FG	FGA	Pct	3FG	FGA	Pct	FT	FTA	Pct	O	D	Tot	Avg	PF	FO	A	TO	Blk	Stl	Pts	Avg
ARK.-PINE BLUFF	11/10/22	*	38	6	12	.500	0	0	.000	4	4	1.000	1	3	4	4.0	2	0	2	0	1	0	16	16.0
OLE MISS	11/13/22	*	26	0	4	.000	0	0	.000	0	0	.000	0	3	3	3.5	2	0	0	1	1	0	0	8.0
Totals		2	64	6	16	.375	0	0	.000	4	4	1.000	1	6	7	3.5	4	0	2	1	2	0	16	8.0

CAREER STATISTICS

				Field Goals		3-Point		F-Throws		Rebounds									Scoring	
SEASON	TEAM	GP-GS	MIN/AVG	FG-FGA	FG%	3FG-3FGA	3FG%	FT-FTA	FT%	OFF	DEF	TOT	AVG	PF-FO	A	TO	BLK	STL	PTS	AVG
2020-21	ATU	15-11	387/25.8	66-120	.550	0-3	.000	21-27	.778	28	70	98	6.5	33-2	6	13	31	11	153	10.2
2021-22	ATU	29-24	726/25.0	108-233	.464	0-3	.000	37-51	.725	58	98	156	5.4	71-2	10	28	68	13	253	8.7
2022-23	LR	2-2	64/32.0	6-16	.375	0-0	.000	4-4	1.000	1	6	7	3.5	4-0	2	1	2	0	16	8.0
TOTAL FOR LR		2-2	64/32.0	6-16	.375	0-0	.000	4-4	1.000	1	6	7	3.5	4-0	2	1	2	0	16	8.0
TOTAL		46-37	1177/25.6	180-369	.488	0-6	.000	62-82	.756	87	174	261	5.7	108-4	18	42	101	24	422	9.2



Angelique FRANCIS

34



AHN-juh-leek • F • 5-11 • Sr.

Irving, Texas • MacArthur HS • Interdisciplinary Studies Major

SEASON STATS

PPG	RPG	APG	FG%	3FG%	FT%
---	---	---	---%	---%	---%

ABOUT ANGELIQUE

- Best athlete on team
- Can be a really good defender
- Can drive the ball to the lane
- Potential to be dominant defender

TOP PERFORMANCES

POINTS

Season: -
 Career: 15, 2x; Last: at S. Alabama (1/22/22)

FG MADE

Season: -
 Career: 7, at South Alabama (1/22/22)

FG ATTEMPTS

Season: -
 Career: 10, vs #21/20 Arkansas (12/21/19)

3-POINT FGM

Season: -
 Career: 1, 2x; Last: UT Arlington (1/23/21)

3-POINT FGA

Season: -
 Career: 1, 4x; Last: at ULM (2/5/22)

FT MADE

Season: -
 Career: 7, vs #21/20 Arkansas (12/21/19)

FT ATTEMPTS

Season: -
 Career: 10, vs #21/20 Arkansas (12/21/19)

REBOUNDS

Season: -
 Career: 14, UAPB (11/16/21)

ASSISTS

Season: -
 Career: 4, Arkansas State (2/12/22)

STEALS

Season: -
 Career: 4, UT Arlington (1/29/22)

BLOCKS

Season: -
 Career: 1, 7x; Last: vs. ULM (3/2/22)

2022-23 GAME-BY-GAME STATISTICS

Opponent	Date	GS	Min	FG	FGA	Pct	3FG	FGA	Pct	FT	FTA	Pct	O	D	Tot	Avg	PF	FO	A	TO	Blk	Stl	Pts	Avg
ARK.-PINE BLUFF	11/10/22																							
OLE MISS	11/13/22																							

Totals











-

CAREER STATISTICS

				Field Goals		3-Point		F-Throws		Rebounds									Scoring	
SEASON	TEAM	GP-GS	MIN/AVG	FG-FGA	FG%	3FG-3FGA	3FG%	FT-FTA	FT%	OFF	DEF	TOT	AVG	PF-FO	A	TO	BLK	STL	PTS	AVG
2019-20	LR	27-3	308/11.4	21-46	.457	1-1	1.000	21-34	.618	22	38	60	2.2	27-2	4	19	2	3	64	2.4
2020-21	LR	25-2	480/19.2	26-57	.456	1-2	.500	27-37	.730	49	60	109	4.4	38-1	13	22	2	11	80	3.2
2021-22	LR	27-18	769/28.5	44-75	.587	0-1	.000	41-58	.707	60	98	158	5.9	59-0	27	27	3	16	129	4.8
TOTAL		79-23	1557/19.7	91-178	.511	2-4	.500	89-129	.690	131	196	327	4.1	124-3	44	68	7	30	273	3.5



BROADCAST NOTES / SPOT CHART

0		Toyosi ABIOLA <i>TOY-OH-see AB-EE-OH-luh</i> G • 5-7 • Gr. • TR London, England	<table><tr><th>Min</th><th>Pts</th><th>Reb</th><th>Stl</th><th>FG%</th><th>3FG%</th><th>FT%</th></tr><tr><td>18.4</td><td>4.0</td><td>3.0</td><td>1.0</td><td>22.2</td><td>28.6</td><td>50.0</td></tr></table> <p>About Abiola: Very athletic ... Can shoot the 3 ... Brings Division I playing experience ... Explosive off the dribble.</p>	Min	Pts	Reb	Stl	FG%	3FG%	FT%	18.4	4.0	3.0	1.0	22.2	28.6	50.0	CAREER HIGHS Pts: *21, 2x; Last: Canisius (1/2/18) Reb: *7, 2x; Last: Monmouth (1/13/18) Ast: *4, 2x; Last: Fairfield (2/8/18) Stl: *4, Siena (1/20/18)
Min	Pts	Reb	Stl	FG%	3FG%	FT%												
18.4	4.0	3.0	1.0	22.2	28.6	50.0												
1		Mira HANNA <i>MEER-uh HAN-uh</i> F • 6-0 • Fr. • HS Tampa, Fla.	<table><tr><th>Min</th><th>Pts</th><th>Reb</th><th>Ast</th><th>FG%</th><th>3FG%</th><th>FT%</th></tr><tr><td>---</td><td>---</td><td>---</td><td>---</td><td>---</td><td>---</td><td>---</td></tr></table> <p>About Hanna: Good shooter from the perimeter ... Has ability to post up ... Good basketball IQ ... Great potential.</p>	Min	Pts	Reb	Ast	FG%	3FG%	FT%	---	---	---	---	---	---	---	CAREER HIGHS Pts: - Reb: - Ast: - Stl: -
Min	Pts	Reb	Ast	FG%	3FG%	FT%												
---	---	---	---	---	---	---												
2		Sali KOUROUMA <i>SALLY COOR-uh-MUH</i> F • 5-11 • R-Jr. • 1L Kati, Mali	<table><tr><th>Min</th><th>Pts</th><th>Reb</th><th>Stl</th><th>FG%</th><th>3FG%</th><th>FT%</th></tr><tr><td>* 31.3</td><td>18.4</td><td>5.9</td><td>1.3</td><td>40.0</td><td>28.7</td><td>71.4</td></tr></table> <p>About Kourouma: Set to rejoin team in mid-December, return to court for OVC play ... Scorer's mentality ... Great shooter ... Can score inside or out ... Strong offensive presence.</p>	Min	Pts	Reb	Stl	FG%	3FG%	FT%	* 31.3	18.4	5.9	1.3	40.0	28.7	71.4	CAREER HIGHS Pts: 32, Memphis (11/18/21) Reb: 11, 2x; Last: at UTA (2/25/22) Ast: 4, App State (1/15/22) Stl: 4, UAPB (11/16/21)
Min	Pts	Reb	Stl	FG%	3FG%	FT%												
* 31.3	18.4	5.9	1.3	40.0	28.7	71.4												
3		Jayla BROOKS G • 5-7 • Jr. • JC Sachse, Texas	<table><tr><th>Min</th><th>Pts</th><th>Reb</th><th>Ast</th><th>FG%</th><th>3FG%</th><th>FT%</th></tr><tr><td>29.3</td><td>3.5</td><td>2.5</td><td>2.0</td><td>33.3</td><td>---</td><td>50.0</td></tr></table> <p>About Brooks: Good defender ... Good penetrative ability ... Sees the floor ... Can make things happen ... HS teammate of Tia Harvey.</p>	Min	Pts	Reb	Ast	FG%	3FG%	FT%	29.3	3.5	2.5	2.0	33.3	---	50.0	CAREER HIGHS Pts: *8, at Oklahoma State (12/7/20) Reb: 3, UAPB (11/10/22) Ast: 2, 2x; Last: Ole Miss (11/13/22) Stl: 1, 2x; Last: Ole Miss (11/13/22)
Min	Pts	Reb	Ast	FG%	3FG%	FT%												
29.3	3.5	2.5	2.0	33.3	---	50.0												
4		Sha'Nequa HENRY <i>shuh-NEE-KWAH</i> G • 5-8 • Fr. • HS Texarkana, Texas	<table><tr><th>Min</th><th>Pts</th><th>Reb</th><th>Stl</th><th>FG%</th><th>3FG%</th><th>FT%</th></tr><tr><td>7.3</td><td>2.0</td><td>2.0</td><td>1.0</td><td>33.3</td><td>---</td><td>---</td></tr></table> <p>About Henry: Good perimeter shooter ... Can slash and drive ... Finishes well in the paint.</p>	Min	Pts	Reb	Stl	FG%	3FG%	FT%	7.3	2.0	2.0	1.0	33.3	---	---	CAREER HIGHS Pts: 2, UAPB (11/10/22) Reb: 2, UAPB (11/10/22) Ast: - Stl: 1, UAPB (11/10/22)
Min	Pts	Reb	Stl	FG%	3FG%	FT%												
7.3	2.0	2.0	1.0	33.3	---	---												
5		Hailey HOHENECKER <i>HAHN-AH-KER</i> G • 5-4 • R-So. • 1L Plymouth, Minn.	<table><tr><th>Min</th><th>Pts</th><th>Reb</th><th>Ast</th><th>FG%</th><th>3FG%</th><th>FT%</th></tr><tr><td>---</td><td>---</td><td>---</td><td>---</td><td>---</td><td>---</td><td>---</td></tr></table> <p>About Hohenecker: Hard worker ... High energy player ... Good basketball IQ</p>	Min	Pts	Reb	Ast	FG%	3FG%	FT%	---	---	---	---	---	---	---	CAREER HIGHS Pts: 2, 3x; Last: Champion Chris. (2/14/22) Reb: 1, 2x; Last: Champion Chris. (2/14/22) Ast: 2, App State (1/15/22) Stl: -
Min	Pts	Reb	Ast	FG%	3FG%	FT%												
---	---	---	---	---	---	---												
10		Jaiyah SMITH <i>JAY-uh</i> G • 5-6 • So. • TR Miami, Fla.	<table><tr><th>Min</th><th>Pts</th><th>Reb</th><th>Ast</th><th>FG%</th><th>3FG%</th><th>FT%</th></tr><tr><td>36.7</td><td>9.0</td><td>9.5</td><td>6.5</td><td>31.3</td><td>100.0</td><td>53.8</td></tr></table> <p>About Smith: Heady point guard ... Has a good feel for the game ... Good passer and good penetrator ... Brings Division I playing experience.</p>	Min	Pts	Reb	Ast	FG%	3FG%	FT%	36.7	9.0	9.5	6.5	31.3	100.0	53.8	CAREER HIGHS Pts: 11, Ole Miss (11/13/22) Reb: 11, UAPB (11/10/22) Ast: 7, Ole Miss (11/13/22) Stl: 1, 5x; Last: Ole Miss (11/13/22)
Min	Pts	Reb	Ast	FG%	3FG%	FT%												
36.7	9.0	9.5	6.5	31.3	100.0	53.8												
11		Faith LEE F • 5-11 • Fr. • HS Monroe, La.	<table><tr><th>Min</th><th>Pts</th><th>Reb</th><th>Ast</th><th>FG%</th><th>3FG%</th><th>FT%</th></tr><tr><td>34.1</td><td>11.0</td><td>2.5</td><td>1.5</td><td>66.7</td><td>---</td><td>66.7</td></tr></table> <p>About Lee: Very athletic ... Versatile ... Can do several different things with the ball ... Inside-Outside player.</p>	Min	Pts	Reb	Ast	FG%	3FG%	FT%	34.1	11.0	2.5	1.5	66.7	---	66.7	CAREER HIGHS Pts: 14, UAPB (11/10/22) Reb: 3, UAPB (11/10/22) Ast: 2, UAPB (11/10/22) Stl: 2, UAPB (11/10/22)
Min	Pts	Reb	Ast	FG%	3FG%	FT%												
34.1	11.0	2.5	1.5	66.7	---	66.7												
12		Tia HARVEY G • 5-9 • Jr. • 2L Sachse, Texas	<table><tr><th>Min</th><th>Pts</th><th>Reb</th><th>Ast</th><th>FG%</th><th>3FG%</th><th>FT%</th></tr><tr><td>33.5</td><td>12.5</td><td>4.0</td><td>1.5</td><td>40.0</td><td>33.3</td><td>30.8</td></tr></table> <p>About Harvey: Strong, athletic and very competitive ... Shows potential to be a good defender.</p>	Min	Pts	Reb	Ast	FG%	3FG%	FT%	33.5	12.5	4.0	1.5	40.0	33.3	30.8	CAREER HIGHS Pts: 16, Arkansas State (2/13/21) Reb: 13, Texas State (2/5/21) Ast: 7, 2x; Last: at Arkansas St (2/19/22) Stl: 3, at ULM (2/22/21)
Min	Pts	Reb	Ast	FG%	3FG%	FT%												
33.5	12.5	4.0	1.5	40.0	33.3	30.8												
22		Mesi TRIPLETT <i>MACY</i> F • 6-3 • So. • JC Orlando, Fla.	<table><tr><th>Min</th><th>Pts</th><th>Reb</th><th>Blk</th><th>FG%</th><th>3FG%</th><th>FT%</th></tr><tr><td>12.5</td><td>1.0</td><td>0.0</td><td>0.5</td><td>16.7</td><td>---</td><td>---</td></tr></table> <p>About Triplett: Strong post-up player ... Long defender in the paint ... Good rebounder</p>	Min	Pts	Reb	Blk	FG%	3FG%	FT%	12.5	1.0	0.0	0.5	16.7	---	---	CAREER HIGHS Pts: 2, Ole Miss (11/13/22) Reb: - Ast: - Stl: 1, Ole Miss (11/13/22)
Min	Pts	Reb	Blk	FG%	3FG%	FT%												
12.5	1.0	0.0	0.5	16.7	---	---												
32		Nikki METCALFE <i>MET-CALF</i> F • 6-2 • Gr. • TR Melbourne, Australia	<table><tr><th>Min</th><th>Pts</th><th>Reb</th><th>Blk</th><th>FG%</th><th>3FG%</th><th>FT%</th></tr><tr><td>32.0</td><td>8.0</td><td>3.5</td><td>1.0</td><td>37.5</td><td>---</td><td>100.0</td></tr></table> <p>About Metcalfe: Good shooter ... Great size and length in the post ... Can hit outside shot ... Brings four-year playing experience.</p>	Min	Pts	Reb	Blk	FG%	3FG%	FT%	32.0	8.0	3.5	1.0	37.5	---	100.0	CAREER HIGHS Pts: *17, Henderson State (1/19/21) Reb: *14, at Southeastern Okla. (1/29/22) Ast: 2, 2x; Last: UAPB (11/10/22) Stl: *2, 3x; Last: SW Okla. (3/6/22)
Min	Pts	Reb	Blk	FG%	3FG%	FT%												
32.0	8.0	3.5	1.0	37.5	---	100.0												
34		Angelique FRANCIS <i>AHN-juh-leek</i> F • 5-11 • Sr. • 3L Irving, Texas	<table><tr><th>Min</th><th>Pts</th><th>Reb</th><th>Ast</th><th>FG%</th><th>3FG%</th><th>FT%</th></tr><tr><td>* 19.7</td><td>3.5</td><td>4.1</td><td>0.6</td><td>51.1</td><td>50.0</td><td>69.0</td></tr></table> <p>About Francis: Returning from foot injury ... Best athlete on the team, possibly most athletic player in Foley tenure ... Can be a really good defender with potential to be dominant defender ... Can drive the ball.</p>	Min	Pts	Reb	Ast	FG%	3FG%	FT%	* 19.7	3.5	4.1	0.6	51.1	50.0	69.0	CAREER HIGHS Pts: 15, 2x; Last: at S. Alabama (1/22/22) Reb: 14, UAPB (11/16/21) Ast: 4, Arkansas State (2/12/22) Stl: 4, UT Arlington (1/29/22)
Min	Pts	Reb	Ast	FG%	3FG%	FT%												
* 19.7	3.5	4.1	0.6	51.1	50.0	69.0												