





BACK-TO-BACK



NCAA ELITE 8s



JERRY AND GENE JONES FAMILY

STUDENT-ATHLETE SUCCESS CENTER

There is no debate about the most influential newcomer to Razorback Athletics in 2015-16. Opened for the start of the academic year, the Jerry and Gene Jones Family Student-Athlete Success Center, was officially dedicated on September 19 with members of the Jones Family, Vice Chancellor and Director of Athletics Jeff Long, Arkansas Governor Asa Hutchinson, Southeastern Conference Commissioner Greg Sankey and hundreds of Razorback student-athletes looking on.

The 55,000 square-foot facility dedicated to the development of more than 460 Razorback student-athletes was made possible by a \$10.65 million gift from the Jones family. The Jones Success Center addresses the academic, nutritional, personal and professional development of our student-athletes and creates an integrated academic support program focused on the graduation of all student-athletes at the University of Arkansas.

The Student-Athlete Success Center is the home of the Bogle Academic Center and provides student-athletes with multiple learning environments including academic advising and course preparation, leadership training through the Razorback Leadership Academy and career planning and service learning. It also houses the Sports Nutrition Center, serving the fueling needs of student-athletes competing in 19 sports.







BASKETBALL PERFORMANCE CENTER

EDDIE SUTTON MEN'S BASKETBALL PRACTICE GYM

The 66,000 square-foot Basketball Performance Center opened in the fall of 2015 and is the home of the Razorback Basketball program. In May 2019, the University of Arkansas System Board of Trustees adopted a resolution to name the men's facility the **EDDIE SUTTON MEN'S BASKETBALL PRACTICE GYM** after the Hall of Fame coach.

The facility includes two full-court gymnasiums, locker rooms, a weight room, an athletic training room, coaches' offices, team meeting rooms, a student-athlete lounge, study areas and an equipment room.

The largest components of the facility are two identical practice gyms, which are approximately 12,280 square feet each. Each gym has six wall mounted goals and two portable goals that are identical to the goals used in Bud Walton Arena.

A state-of-the-art video coaching system is available in each gym with a large format video display for the team's use in reviewing video footage recorded during practice through the remotely operated cameras mounted on the ceiling.

The Performance Center's training room is approximately 1,720 square feet and contains a large treadmill treatment pool, cold plunge pool, hot plunge pool and a dual extremity pool.


The weight room is 4,030 square feet with a dedicated plyometric training area, private massage rooms and strength coach offices.



I was blown away with our facilities when I made my first visit.

— “ —

ERIC MUSSELMAN



BUD WALTON ARENA

NOLAN RICHARDSON COURT

- Arkansas has won 81.7 percent of its games played in Bud Walton Arena since it opened in 1939-94.
- The Razorbacks have ranked in the top 30 in national attendance in all 29 years playing in Bud Walton Arena, including 24 times among the nation's top 15. In fact, **ARKANSAS LED THE NCAA IN TOTAL ATTENDANCE IN BOTH 2020-21 AND 2021-22.**
- On Oct. 20, 2019, the floor at Bud Walton Arena was named **NOLAN RICHARDSON COURT** in honor of the Razorback Hall of Fame coach.



Nolan Richardson Court





7 FAYETTEVILLE, AR 



25	NASHVILLE, TN	
33	KNOXVILLE, TN	
34	LEXINGTON, KY	
80	COLUMBIA, SC	
93	BATON ROUGE, LA	







35

NCAA Selections

34

NCAA Appearances

22

Conference Championships

13

Sweet Sixteens

11


ELITE 8's

6

Final Fours

1

National Championship



**NAISMITH MEMORIAL BASKETBALL
HALL OF FAME**

- Nolan Richardson (Class of 2014)
- Sidney Moncrief (Class of 2019)
- Eddie Sutton (Class of 2020)


**NATIONAL COLLEGIATE BASKETBALL
HALL OF FAME**

- Nolan Richardson (Class of 2008)
- Edie Sutton (Class of 2011)
- Sidney Moncrief (Class of 2018)



BACK-TO-BACK NBA CHAMPS

RAZORBACKS IN THE NBA



BOBBY PORTIS | 2021 NBA CHAMPION
Milwaukee Bucks

MOSES MOODY | 2022 NBA CHAMPION
Golden State Warriors

41
16
14
13
7
6
1

- NBA Draft Selections
- All-Star Game Appearances
- NBA All-Defensive Team Honors
- NBA First Round Draft Picks
- All-NBA Team Honors
- NBA Champions
- Sixth-Man of the Year
- All-Rookie Team
- Most Improved Player



PATRICK BEVERLEY | LOS ANGELES LAKERS
2009 2nd Round Draft Pick



BOBBY PORTIS | Milwaukee Bucks
2015 1st Round Draft Pick



DANIEL GAFFORD | WASHINGTON WIZARDS
2019 2nd Round Draft Pick



ISAIAH JOE | OKLAHOMA CITY THUNDER
2020 2nd Round Draft Pick



MOSES MOODY | GOLDEN STATE WARRIORS
2021 1st Round Draft Pick



JAYLIN WILLIAMS | OKLAHOMA CITY THUNDER
2022 2nd Round Draft Pick



RAZORBACK BASKETBALL

Jerry & Gene Jones Success Center	2-3
Basketball Performance Center	4-5
Bud Walton Arena	6-7
Fayetteville, Arkansas.....	8-9
Tradition	10
#ProHogs	11
Table of Contents/Quick Facts.....	12

COACHING STAFF

Eric Musselman	14-18
Gus Argenal	19
Anthony Ruta	20
Keith Smart.....	21
Michael Musselman / Matt Lopez.....	22
Riley Hall / Blake Werhterington	23
Todd Lee	24
Ronnie Brewer / Caleb Cline	25
Dave Richardson / Jacobs Hoops	26
Matt Townsend / Kristina Parish / Daniel Reeves.....	27
Graduate Assistants.....	28
Managers.....	29
Coaching Staff Photo.....	30

THE PLAYERS

Roster	32
TV/Radio Speed Chart.....	33
Ricky Council IV	34-35
Trevon Brazile	36-37
Davonte Davis.....	38-39
Jalen Graham.....	40-41
Maklihi Mitchell	42-43
Kamani Johnson.....	44-45
Makhel Mitchell.....	46-47
Cade Arbogast	48
Lawson Blake.....	49
Anhtony Black.....	50
Nick Smith Jr.....	51
Joseph Ponion.....	52
Barry Dunning Jr.....	53
Jordan Walsh.....	54
Derrian Ford.....	55
Career Game-By-Game Stats (Numerically)	56-60

2021-22 YEAR-IN-REVIEW

Season Notes	62-68
All-SEC Honors	68
Results	69
Player Overall Season & SEC Statistics.....	70
Postseason Statistics	71
Team Game-By-Game Stats.....	72
Opponent Game-By-Game Stats	73
Game-By-Game Pts-Rebs-Assists / Polls / SEC Postseason...74	
2021-22 Box Scores	75-84
SEC Standings / Arkansas in the SEC/NCAA Stats.....	84

HISTORY

Bud Walton Arena/Nolan Richardson Court.....	86
Bud Walton Arena Record By Year / Attendance	87
Bud Walton Arena Top Crowds / Arenas Records.....	88
Bud Walton Arena Records.....	89
Barnhill Arena Record By Year	90
History & Memorable Games	91-103
All-Americans.....	104-105
SEC Honors.....	106-107
SWC Honors.....	108
Region Honors	109
Other Honors.....	110
Letterwinners.....	111-113
Arkansas in the Final Polls.....	114-115
Razorbacks In The NBA	116-117
Arkansas Sports Hall of Fame/ University Hall of Honor	118

RECORDS

1,000-Point Scorers	120-124
30-Point Games	125
Scoring Records	126-127
Field Goal Records.....	128-130
Free Throw Records.....	131-133
Rebounding Records.....	134-135
Three-Point Field Goal Records	136-138
Assist Records	139
Block Records	140
Steal Records	141
Records by Class.....	142
Team Records.....	143-147
Year-By-Year Team Stats.....	148-150
100-Point Games / Scoring Margins	151
Miscellaneous Records.....	152
Postseason Results	153
NCAA Tournament Records	154
All-Time Series Records	155-163
Year-By-Year W/L Records.....	164
Coaching Records	165
Year-By-Year Results.....	166-182

UNIVERSITY OF ARKANSAS

Media Information.....	184
Lerfield Razorback Sports Properties	185
2023 SEC Basketball Tournament Bracket.....	186
SEC Tournament.....	187
University of Arkansas.....	188-190
Razorback Foundation.....	191
University Leadership	192-193
Director of Athletics Hunter Yurachek	194-195

MEDIA GUIDE CREDITS

EDITOR

Mike Cawood
 tmcawood@uark.edu • 479-236-2090

OTHER CONTRIBUTORS

Justin Gloor, Drew Schlosser, Rachael Harris, AJ Enloe
 and all previous Arkansas Basketball SIDs.
 Fayetteville Chamber of Commerce,
 Southeastern Conference,
 UA University Relations, Razorback Foundation.

PRINTING

JUST-US Printers, Inc., Springdale, Ark.

PRIMARY PHOTOGRAPHERS

Walt Beazley, Gunnar Rathbun

CONTRIBUTING PHOTOGRAPHY

Zeb Johnson, Rachael Harris, NBA, Chhicago
 Bulls, Sacramento Kings, Utah Jazz, Golden State
 Warriors, Milwaukee Bucks, Oklahoma City Thunder,
 Philadelphia 76ers, Hawgs Illustrated, Wesley Hitt,
 Jason Ivester, Getty Images, Sports Illustrated.



UNIVERSITY INFORMATION

Location: Fayetteville, Ark.
 Enrollment: 30,936
 Founded: 1871
 Colors: Cardinal (PMS 201) and White
 Nickname: Razorbacks
 Conference: Southeastern (SEC)
 Arena (Capacity): Bud Walton Arena (19,200)

ADMINISTRATION

System President: Dr. Donald R. Bobbitt
 Interim Chancellor: Dr. Charles F. Robinson
 Vice Chancellor and Director of Athletics: Hunter Yurachek
 Faculty Representative: Paul Adams

HEAD COACH ERIC MUSSELMAN

Record at Arkansas: 73-28 (4th Season)
 Record as College Head Coach: 183-62 (8th Season)
 Record at Professional Head Coach: 508-392 (14 years)
 SEC Record: 33-20 (4th Season)
 Record In Bud Walton Arena: 47-6 (4th Season)

BASKETBALL STAFF

Assistant Coach: Gus Argenal (2nd Year)
 Assistant Coach: Anthony Ruta (4th Year)
 Assistant Coach: Keith Smart (2nd Year)
 Director of Operations: Michael Musselman (4th Year)
 Director of Internal Operations: Riley Hall (7th yr)
 Dir. of Scouting/Assistant to Head Coach: Todd Lee (1st yr)
 Recruiting Coordinator: Ronnie Brewer (2nd yr)
 Special Assistant to the Head Coach: Matt Lopez (1st yr)
 Asst Dir. of Recruiting & Scouting: Blake Wetherington (1st yr)
 Assistant Director of Operations: Caleb Cline (3rd yr)
 Strength & Conditioning - Dave Richardson (5th yr)
 Athletic Trainer: Matt Townsend (3rd yr)
 Sports Dietitian: Kristina Parrish (2nd yr)
 Graduate Assistants: Jake Albertus, Markus Black, Ty McHone,
 Dominic Samangy, Trey Smith, Camden Taylor, Reuben Williams

TEAM INFORMATION

2021-22 Record: 28-9
 2021-22 SEC Record: 13-5
 BWA Record: 17-1 • Road Record: 5-4 • Neutral Record: 6-4
 NCAA Record: 3-1

ALL-TIME RECORDS

Seasons: 100th
 Years: 1923-24 - Present
 Overall Record: 1,761-983 (.642)
 All-Time Conference Record: 861-568 (.603)
 All-Time SEC Record: 276-239 (.536)
 NCAA Tournament Record: 48-34 (.585)

BUD WALTON ARENA

Year Opened: 1994-95
 All-Time Record: 406-91 (.817)
 All-Time SEC Record in BWA: 174-68 (.719)
 Total Attendance: 7,803,965
 Average Attendance: 15,702

NCAA TOURNAMENT HISTORY

National Championships: 1 (1994)
 National Runner-Up: 1 (1995)
 NCAA Final Fours: 6
 NCAA Elite Eight: 11
 NCAA Sweet Sixteen: 12
 NCAA Tournament Bids: 35*
 NIT Record (App.): 6-5 (4)

* - Received a bid in 1944 but was unable to participate due to a car accident. Total number of appearances is 34.



ERIC MUSSELMAN

Has led Arkansas to back-to-back NCAA Elite 8 appearances for the first time since in the mid-90's. In fact Arkansas and Houston are the only two schools to reach the Elite 8 in each of the last two seasons.



IN THIS SECTION	
Eric Musselman	14-18
Gus Argenal.....	19
Anthony Ruta	20
Keith Smart.....	21
Michael Musselman / Matt Lopez	22
Riley Hall / Blake Wetherington	23
Todd Lee.....	24
Ronnie Brewer Jr.	25
Support Staff.....	26-27
Graduate Assistants	28
Managers.....	29
Coaching Staff Photo.....	30





ERIC MUSSELMAN

Arkansas Head Coach
San Diego, 1987

73-28 • 3 years at Arkansas
183-62 • 7 years as collegiate head coach
503-291 • 14 seasons as professional head coach

- 1996 USBL Coach of the Year
- 2003 NBA Coach of the Year Runner-Up
- 2012 NBA D-League Coach of the Year
- 2016 Bleacher Report's Mountain West Coach of the Year
- 2017 USBWA District VIII Coach of the Year
- 2018 USBWA District VIII Coach of the Year
- 2018 NABC District 17 Coach of the Year
- 2018 Mountain West Coach of the Year
- 2021 Jim Phelan Coach of the Year Finalist
- 2021 Werner Ladder Naismith Coach of the Year Semifinalist
- 2021 Basketball Times Midlands District Coach of the Year



THE MUSSELMANS: Danyelle, Eric, Mariah, Michael. (Not pictured - Matthew)



- Has won at least 20 games in each of his seven years as a collegiate head coach.
- Is the first Razorback coach to win at least 20 games in each of his first three years and has led the Hogs to back-to-back Elite 8 finishes for the first time since the mid-'90's.
- Has had a player drafted in each of his first three years at Arkansas.
- Two of his three recruiting classes have ranked among the nation's top 5, including the nation's #5 class in 2020 and #2 class for 2022.
- Has won three (Mountain West) conference titles and finished second (SEC) once.
- Led his team to each of the last five NCAA Tournaments played, advancing to the Sweet 16 twice and the Elite 8 twice.
- Has put seven players in the NBA since 2019.
- Has produced five All-America honors – one each year at Arkansas, two Conference Players of the Year, two conference Freshman of the Year, three Conference 6th Man of the Year awards and 19 All-Conference honors.

Eric Musselman was named head men's basketball coach at the University of Arkansas on April 7, 2019, with his official welcome and press conference coming on the following day at Bud Walton Arena. Musselman has over 30 years of coaching experience, including 22 years as a professional and collegiate head coach.

In his seven years as a collegiate head coach, Musselman's teams have won at least 20 games each year with his winning percentage of .747 ranking seventh-best among active Division I coaches (with at least five years as a head coach at a Division I program). After winning the CBI at Nevada in his first year as a collegiate head coach, his teams have played in each of the last five NCAA Tournaments played (2017, 2018, 2019, 2021 and 2022).

Prior to entering the collegiate head coaching ranks, Musselman was a head coach for seven professional teams, including two seasons with the Golden State Warriors (2002-04) and one with the Sacramento Kings (2006-07). He has won over 500 games as a professional head coach with an overall winning percentage of .634 (503-291).

Musselman recently completed his third season with the Razorbacks and returned the program to heights it had not seen since the mid-1990's. The Razorbacks advanced to the Elite 8 in both 2021 and 2022 and finished ranked among the nation's top 10 (sixth in 2021 and eighth in 2022) for the first time since 1994 and '95.

His exciting brand of basketball and infectious personality has invigorated the Razorback faithful and future Razorbacks. After reaching the NCAA Elite 8 in year two, the Razorback fans responded by selling-out Bud Walton Arena for the entire season before the first game of the 2021-22 season was played. With that, Arkansas has led the NCAA in total attendance in each of the last two years.

COLLEGIATE HEAD COACHING RECORD

Year	Overall	Conf	Finish	Conf Tourn	NCAA/CBI Postseason
2015-16	24-14	10-8	MW (T4th)	1-1	5-1 • CBI Champion
2016-17	28-7	14-4	MW (1st)	3-0 *	0-1 • #12 seed NCAA 1st Rd
2017-18	29-8	15-3	MW (1st)	1-1	2-1 • #7 seed NCAA Sweet 16
2018-19	29-5	15-3	MW (1st)	1-1	0-1 • #7 seed NCAA 1st Rd
2019-20	20-12	7-11	SEC (T10th)	1-0 #	Canceled
2020-21	25-7	13-4	SEC (2nd)	1-1	3-1 • #3 seed Elite 8
2021-22	28-9	13-5	SEC (4th)	1-1	3-1 #4 seed Elite 8
Totals	183-62	87-38		9-5	13-6 (8-5 NCAA / 5-1 CBI)

* - Tournament champion # - 2020 SEC Tournney canceled after Rd 1

His proven style and success led the Razorbacks to land the #5 recruiting class in the nation for the 2020-21 season, highlighted by future NBA lottery pick Moses Moody, and the consensus #2 recruiting class for the 2022-23 season, including five-stars Nick Smith Jr., and Jordan Walsh with all five recruits landing on the ESPN and SI top 100 list. In addition, Musselman has been the standard-bearer negotiating the new landscape of NCAA basketball by landing the top transfer players in the nation.

Numerous individual honors have accompanied the teams' success under Musselman. Wolf Pack players Caleb Martin and his twin brother Cody are in their third NBA season and Jalen Harris was selected in the second round of the 2020 NBA Draft by Toronto. At Arkansas, Isaiah Joe was drafted in the second round in 2020 by Philadelphia and he played with Razorback teammate and NBA free agent signee Mason Jones with the 76ers. In 2021, Moody became the first "one-and-done" player in Razorback history as he was an NBA Lottery pick (14th overall) by the Golden State Warriors. Caleb Martin was a two-time All-America selection (2018 and '19) at Nevada while Jones (2020), Moody (2021) and JD Notae (2022) earned All-America honors at Arkansas. Overall, 19 all-conference honors have been earned by Musselman players over the last seven seasons.

AS ARKANSAS HEAD COACH

Year three at Arkansas saw the program reach heights it had not accomplished since the 1994 and '95 seasons when winning the national title and finishing runner-up, respectively. In 2021-22, Arkansas won 28 games (28-9), won 13 SEC games (13-5) and reached the NCAA Elite 8. Coach Musselman led the Hogs to at least 25 wins overall, 13 SEC wins and the Elite 8 in back-to-back seasons for the first time since the '94 and '95 campaigns. It marked just the sixth time in 99 years of basketball Arkansas has won at least 28 games and as well as the just sixth time (in 31 seasons) to win 13 league games. Also like last year, Arkansas went through some adversity, dropping 5-of-6 games midway through the year, but won 18 of its final 22 with two historic victories along the way. While Arkansas was 17th in the AP final poll (prior to the NCAA Tournament), the Razorbacks finished #8 in the final coaches poll (after the NCAA Tournament) to give the program back-to-back top 10 finishes for the first time since 1994 and '95.

After dropping 5-of-6 and starting 0-3 in the SEC, Musselman changed the starting lineup and it paid off with a dominant 87-43 win over Missouri, followed by a win at #12 LSU. Those wins sparked a nine-game win streak (eight SEC games and a victory over West Virginia in the SEC-Big 12 Challenge). Arkansas became the first major conference team to win eight consecutive conference games immediately following an 0-3 (or worse) start to league play since 1981-82. The streak was capped with an 80-76 overtime win over Auburn before a Bud Walton Arena record crowd of 20,327. Following a loss, Arkansas closed the regular season by going 5-1 with wins over #16 Tennessee and #6 Kentucky as well as the program's first win at Florida since





MUSSELMAN FILE

- Born: November 19, 1964 – Ashland, Ohio
- Hometown: San Diego, Calif.
- Wife: Danyelle
- Children: Michael, Matthew, Mariah
- Education: San Diego, 1987
- Collegiate Head Coaching Honors:
 - ^ 2015-16 Bleacher Report MW Coach of the Year
 - ^ 2016-17 USBWA District VIII Coach of the Year
 - ^ 2017-18 MW Coach of the Year
 - ^ 2017-18 USBWA District VIII Coach of the Year
 - ^ 2017-18 NABC District 17 Coach of the Year
 - ^ 2021 Basketball Times Midlands District Coach of the Year

COACHING EXPERIENCE

PROFESSIONAL COACHING EXPERIENCE

- 1989-90, 91-95: **Head Coach**, Rapid City Thrillers (CBA)
- 1990-91: Assistant Coach, Minnesota Timberwolves (NBA)
- 1995-96: **Head Coach**, Florida Sharks (USBL)
- 1996-97: **Head Coach**, Florida/West Palm Beach Dogs (CBA)
- 1998-00: Assistant Coach, Orlando Magic (NBA)
- 2000-02: Assistant Coach, Atlanta Hawks (NBA)
- 2002-04: **Head Coach**, Golden State Warriors (NBA)
- 2004-06: Assistant Coach, Memphis Grizzlies (NBA)
- 2006-07: **Head Coach**, Sacramento Kings (NBA)
- 2010-11: **Head Coach**, Reno Bighorns (NBADL)
- 2011-12: **Head Coach**, Los Angeles D-Fenders (NBADL)

PROFESSIONAL HEAD COACHING RECORD: 503-291

• NBA:	108-138 (.439) 3 years
Golden State (2002-04)	75-89
Sacramento (2006-07)	33-49
• CBA:	270-122 (.689) 7 years
Rapid City (1989-90; '91-95)	191-89
Florida/West Palm (1995-97)	79-33
• USBL:	53-3 (.946) 2 years
Florida/Bradenton (1995 & 1996)	53-3
• NBA-DL:	72-28 (.720) 2 years
Reno (2010-11)	34-16
Los Angeles (2011-12)	38-12

COLLEGE COACHING EXPERIENCE:

- 2012-13: Assistant Coach, Arizona State
- 2013-14: Associate Head Coach, Arizona State
- 2014-15: Associate Head Coach, LSU
- 2015-19: Head Coach, University of Nevada
- 2019-pres: **Head Coach, University of Arkansas**

INTERNATIONAL COACHING EXPERIENCE

- 2009: China
- 2010: USA
- 2010-11: Dominican Republic
- 2011-13: Venezuela

the Feb. 1995 season (a span of 14 consecutive road losses to the Gators).

Arkansas reached the SEC semifinals for the second straight year, thanks to its third win over LSU for the season, and earned a #4 seed in the West Regional for the NCAA Tournament. The Hogs defeated Vermont and New Mexico State to advance to the Sweet 16 where Arkansas took down overall #1 seed Gonzaga, 74-68. The win over the Bulldogs marked the first time a team had beaten the AP #1 team during the regular season (Auburn) and the AP #1 team during the NCAA Tournament (Gonzaga). The Razorback run came to end with a 78-69 loss to Duke in the NCAA Elite 8.

Arkansas led the NCAA in both free throws made (633) and attempted (833) while leading the SEC in free throw percentage (.760).

Individually, JD Notae and Jaylin Williams racked up the honors during the 2021-22 season. Notae earned All-American by seven publications - including third team honors by AP, the Sporting News, NCAA.com and The Field of 68 - while becoming just the second Razorback to be named the USBWA District Player of the Year. He additionally was a consensus first team All-SEC pick, thakn to being SEC and National Player of the Week in leading the Hogs to wins at Florida and versus Kentucky. Williams was named first team All-SEC by the coaches and second team by the media while adding SEC All-Defensive team honors. Williams was also 1-of-6 players named to The Athletic's (Seth Davis) All-Glue team while being named to the Collegelinsider.com Defensive All-America team.

In 2020-21, Arkansas advanced to the NCAA Elite Eight for the first time since 1995 and won 25 games overall, which tied for the eighth-best total in the NCAA and was the program. The Razorbacks won 13 SEC games to finish second in the conference. The conference win total was the most since going 13-5 in 2014-15. After a 2-4 start in SEC play, Musselman got the bus back in the right direction by winning 12 straight games versus SEC opponents and 15 of the final 18 overall.

Arkansas finished sixth in the final USA TODAY coaches poll (voted upon after the NCAA Tournament) and #10 in the Associated Press poll (which did not factor in the NCAA Tournament). It was the first time since 1995 Arkansas ended the season among the nation's top 10.

Arkansas was third in the NCAA in free throws made (501) and 11th in the NCAA in scoring (81.4 ppg) while leading the SEC in scoring margin (+10.6).

For his efforts, Musselman was a Jim Phalen National Coach of the Year finalist, a Naismith Men's Coach of the Year semifinalist and the Basketball Times Midlands District Coach of the Year.

Individually in 2020-21, Moses Moody was the first Razorback freshman to earn All-American honors and the first Razorback rookie to be a consensus first team All-SEC selection. The SEC's Freshman of the Year has declared for the NBA draft to become the first "one-and-done" in Razorback history. Also, this past year, JD Notae was named National Sixth Man of the Year by Bleacher Report and the SEC's Sixth Man of the Year by the coaches.

In year one, the Razorbacks led the NCAA in 3-point field goal percentage defense (.272). The squad also led the SEC in free throws made (third in NCAA), turnover margin (ninth in the NCAA), turnovers forced (29th in the NCAA), total steals (34th in the NCAA), fewest turnovers per game (47th in NCAA).

Mason Jones was one of five finalists for the 2020 Jerry West Award, named AP honorable mention All-America, voted AP SEC co-Player of the Year and first team All-SEC, being one of two unanimous picks by the media. He was the only player in the league to rank among the top 10 in scoring (1st), rebounding (20th), assists (10th) and steals (6th). Jones became just the third person to be named SEC Player of the Week a record four times while becoming the first Razorback to lead the SEC in scoring (22.03; 8th in the NCAA).

Jones and Isaiah Joe were both named USBWA All-District as they were to top-scoring duo in the SEC. Joe ranked seventh in the league by scoring 16.9 ppg. Joe, despite missing six total games due to a knee injury, led the SEC in 3-pointers made (94) while ranking fourth in the nation in 3-pointers made per game (3.26). Joe also set a school record for best free throw percentage in SEC games (.954) while ranking 14th in the NCAA in overall free throw percentage (.890).

AS NEVADA HEAD COACH

At Nevada, Musselman led the Wolf Pack to Mountain West regular-season titles in each of the last three years. The Wolf Pack won the CBI (College Basketball Invitational) postseason tournament in his first year as head coach while adding a Mountain West tournament title in 2017 to secure the program's first NCAA Tournament appearance since 2007. The past two seasons, Nevada earned at-large berths to the NCAA Tournament as a seventh seed each time.

In addition to his teams' success, numerous individual honors have been bestowed upon his players. Caleb Martin



JD Notae (#1) and Jaylin Williams were both first team All-SEC in 2022. Notae added All-America honors and Williams was drafted by the Oklahoma City Thunder.



was a two-time All-America selection (2018 and '19), a two-time district Player of the Year honoree and 2018 Mountain West Player of the Year. Overall, 13 All-Mountain West honors were earned by Wolf Pack players over Musselman's four seasons.

This past year, Nevada was ranked among the nation's top 20 all season - including 16 weeks inside the top 10 - and won 29 games for the second straight year, finishing 29-5, to tie the school record for most wins in season. He was one of 15 finalists for the Werner Ladder Naismith Men's College Coach of the Year Award. The team featured Martin, who was named first team All-Mountain West along with Jordan Caroline while Cody Martin was tabbed third team all-conference. All three were named to the MW All-Defensive team while Jazz Johnson was the league's Sixth Man of the Year.

The previous season (2017-18), Musselman led the Nevada basketball program to a place it had not been since 2004, winning 29 games (29-8) and reaching the NCAA Tournament Sweet 16 for just the second time in school history. The Wolf Pack upset No. 2 seed Cincinnati but fell just a point short of reaching the school's first Elite 8, falling 69-68 to Loyola Chicago.

Musselman earned four Coach of the Year honors in 2018 after the Pack's successful season, including MW coaches and media, USBWA District VIII and NABC District 17.

In addition to Musselman earning numerous honors several of his players hauled in top honors after the outstanding season. Caleb Martin garnered the first of his two All-America and District Player of the Year awards while adding MW Player of the Year, MW Newcomer of the Year and MW first team. Caroline was selected to the MW first team, USBWA District VIII team and NABC District 17 first team. Cody Martin earned MW Defensive Player of the Year honors, was selected the MW second team and the MW Defensive team. Kendall Stephens earned third-team MW honors after setting the conference and school record with 126 made 3-pointers. Lindsey Drew joined Caleb Martin on the MW Defensive team.

In year two at Nevada, Musselman led the Pack to a 28-5 ledger, the program's first MW regular season and tournament titles as Musselman was named the USBWA District VIII Coach of the Year.

Several Wolf Pack players earned postseason honors. Marcus Marshall was named to the All-MW first team and MW Newcomer of the Year after breaking the then Nevada single-season record with 115 3's made. Cameron Oliver earned first team honors, Caroline earned second team honors and D.J. Fenner earned second team honors.

In his first season at Nevada, Musselman transformed the culture of the men's basketball team. Musselman led the Wolf Pack to a 24-14 record and the CBI Championship, defeating Morehead State 85-82 in overtime. BleacherReport.com named him their Mountain West Coach of the Year as the Pack's 15-win improvement from nine wins to 24 ranked the team as the sixth-most improved NCAA I squad in the country.

Three members of the Pack earned postseason honors. Marquee Coleman was voted second team All-MW and NABC All-District. Tyron Criswell was selected as the MW Sixth Man of the Year by the conference media. Cameron Oliver set a school freshman mark and MW freshman record with his 99 blocks. Oliver was selected as the Freshman of the Year by the MW media, adding second team All-MW honors and being named to the league's All-Defensive team.

AS NCAA DIVISION I ASSISTANT COACH

Prior to Nevada, Musselman spent three seasons as an assistant coach at Arizona State and LSU. In 2013 the Sun Devils advanced to the second round of the NIT and earned a trip to the NCAA Tournament in 2014. The 2015 Tiger squad also advanced to the NCAA Tournament.

The 2013 ASU squad improved by 12 wins and advanced to postseason play for the first time in three years. He was promoted to associate head coach prior to the 2013-14 season. While at ASU, Musselman coached 2013 second-round NBA selection Carrick Felix, 2012-13 Pac-12 co-Freshman of the Year Jahii Carson and Jordan Bachynski who led the nation in blocks in 2013-14.

In his only season at LSU, he coached two first team All-SEC selections in Jarrell Martin and Jordan Mickey. Mickey was also selected to the SEC All-Defensive team.

AS A PROFESSIONAL COACH

Musselman has been a head coach in the CBA, the United States Basketball League (USBL) and the NBADL along with the two NBA head coaching stops. His teams have collected six division titles and have advanced to the postseason seven times. He coached 24 players that went on to play in the NBA. Five times he was named CBA all-star coach. In addition to mentoring players to NBA careers, three of his former assistant coaches are current NBA head coaches, including Jim Boylan (Chicago Bulls), Scotty Brooks (Washington Wizards) and David Fitzdale (New York Knicks).

Musselman's first head coaching job came at the age of 23 when he was hired by the Rapid City Thrillers of the Continental Basketball Association in 1989. He was the youngest coach in CBA history and the fastest to win 100 games.

He led the USBL Florida Sharks to a 53-3 record in two seasons and a league championship which earned him USBL Coach of the Year honors.

After working as an assistant under Doc Rivers and Hall of Fame coach Chuck Daly, he was named the head coach of the Golden State Warriors in 2002. He led the Warriors to 38 wins, a team-high in more than 10 years, and was runner-up in the NBA Coach of Year voting. He also coached the Warriors during the 2003-04 season.



Eric Musselman helped Moses Moody be the 2021 SEC Freshman of the Year, an NBA Lottery pick and the school's first "one-and-done."

Following a year as an assistant with the Memphis Grizzlies under Mike Fratello, he coached the Sacramento Kings for the 2006-07 season.

Musselman made his first stop in Reno for the 2010-11 season when he was head coach for the NBA D-League's Bighorns and led them to their first Western Conference title in franchise history.

Musselman worked as an analyst on radio and television prior to coaching the Reno Bighorns (2010-11) and LA D-Fenders (2011-12) of the NBADL. In 2012 he earned Coach of the Year honors.

While coaching the Reno Bighorns in NBADL he worked with Jeremy Lin, Danny Green and Steve Novak who were called up to the NBA. Gerald Green, Malcom Thomas, Darius Morris, Jamarion Moon and Courtney Fortson earned trips to the NBA when he coached them with the D-Fenders.

Musselman has experience coaching international basketball having served as the head coach of the Dominican Republic National Team (2010-11), The US and Team China in the Adidas Global Experience (2009, 2010) and The Venezuela National Team (2011-13).

PERSONAL

Born in Ashland, Ohio he attended high school in Brecksville (south of Cleveland). He attended the University of San Diego and helped the Toreros to a 24-6 record as a senior and a trip to the NCAA Tournament While at USD he was named to the West Coast Conference All-Academic team three times and the Toreros played in two NCAA Tournaments.

Musselman is married to Danyelle Sargent Musselman who has worked at ESPN, Fox Sports and the NFL Network as a broadcaster. Musselman has two sons Michael and Matthew and the couple has a daughter Mariah.

Musselman's father Bill was also a collegiate and NBA head coach and they were the first father-son combination to become head coaches in the NBA.



Eric Musselman developed Mason Jones into the 2020 Associated Press SEC Player of the Year.



BEST WINNING PERCENTAGE

active NCAA Division I head coaches thru 2021-22 season
(min 5 yrs • Division I wins)

1	Mark Few, Gonzaga	.837	658-128	23 yrs
2	Bill Self, Kansas	.769	763-229	29 yrs
3	Mike Krzyzewski, Duke	.766	1202-368	47 yrs
4	Chris Jans, New Mexico State	.765	143-44	6 yrs
5	John Calipari, Kentucky	.763	768-239	30 yrs
6	Brian Dutcher, San Diego St.	.748	119-40	5 yrs
7	ERIC MUSSELMAN, ARKANSAS	.747	183-62	7 yrs
8	Bruce Pearl, Auburn	.720	626-243	26 yrs
9	Tony Bennett, Virginia	.720	385-150	15 yrs
10	Tom Izzo, Michigan State	.714	666-267	27 yrs



MUSSELMAN MILESTONE WINS

OVERALL

1	11/13/15	Coastal Carolina (Honolulu, Hawaii)	73-56
100	01/24/19	Colorado State (Reno, Nev.)	100-60
150	03/02/21	at South Carolina (Columbia, S.C.)	101-73

AT ARKANSAS

1	11/05/19	Rice (Fayetteville, Ark.)	91-43
50	11/23/21	vs Cincinnati (Kansas City, Mo.)	73-67

MUSSELMAN'S CAREER AS HEAD COACH

NOTE: Professional basketball DOES NOT count postseason toward season W-L record nor to head coach W-L record

Year	Team	League	Record	Note for the Season	Reg. Season Div./Conf. Finish	Postseason
1989-90	Rapid City	CBA	42-14	MOST WINS IN CBA	1st National Conf.	Finals (8-8) *
1991-92	Rapid City	CBA	37-19	2nd-most wins in CBA	1st National Conf.	Finals (9-7) *
1992-93	Rapid City	CBA	44-12	MOST WINS IN CBA	1st National Conf.	Conf. Finals (5-3) *
1993-94	Rapid City	CBA	37-19	MOST WINS IN CBA	1st National Conf.	Conf. Finals (5-5) *
1994-95	Rapid City	CBA	31-25	6th-most wins in CBA	5th National Conf.	Conf. 1st Rd (0-2) *
1995-96	Florida	CBA	41-15	MOST WINS IN CBA	1st National Conf.	Conf. Finals (5-3) *
1996-97	Florida	CBA	38-18	2nd-most wins in CBA	1st American Conf.	Finals (7-6) *
1995	Florida	USBL	25-2	MOST WINS IN USBL	1st Overall	Champion (1-0) *
1996	Florida	USBL	28-1	MOST WINS IN USBL	1st Southern Div.	Champion (3-0) *
2002-03	Golden State	NBA	38-44	6th Pacific Division	11th Western Conf.	--
2003-04	Golden State	NBA	37-45	T4th Pacific Division	11th Western Conf.	--
2006-07	Sacramento	NBA	33-49	5th Pacific Division	11th Western Conf.	--
2010-11	Reno	D-League	34-16	2nd-most wins in NBADL	1st Western Conf.	Semifinals (2-3) *
2011-12	Los Angeles	D-League	38-12	MOST WINS IN NBADL	1st Western Conf.	Finals (5-2) *
2015-16	Nevada	NCAA	24-14	Led NCAA in FT Made	T4th Mountain West	CBI Champion (5-1)
2016-17	Nevada	NCAA	28-7	T16th for Most wins NCAA	1st Mountain West	NCAA 1st Rd (0-1)
2017-18	Nevada	NCAA	29-8	2nd in NCAA in A-TO ratio	1st Mountain West	NCAA Sweet 16 (2-1)
2018-19	Nevada	NCAA	29-5	7th in NCAA in W-L%	1st Mountain West	NCAA 1st Rd (0-1)
2019-20	Arkansas	NCAA	20-12	Led NCAA in 3PT% Def	T10th SEC	Canceled
2020-21	Arkansas	NCAA	25-7	NCAA: 2nd in FT/11th PPG	2nd SEC	NCAA Elite 8 (3-1)
2021-22	Arkansas	NCAA	28-9	Led NCAA in FT & FTA	4th SEC	NCAA Elite 8 (3-1)
2010	Dominican Team		5-1	Silver Medal Centrobasket Championship		
2011	Venezuelan Team		12-9	5th FIBA Americas Championship		
2012	Venezuelan Team		7-4	Silver Medal FIBA South American Championship		

MUSSELMAN VS. ALL OPPONENTS

Opponent	Overall	Nevada	Arkansas	Last Meeting
Abilene Christian	1-0	0-0	1-0	12/20/20
Air Force	7-0	7-0	0-0	03/05/19
Akron	1-0	1-0	0-0	12/22/18
Alabama	2-2	0-0	2-2	02/12/22
Arizona State	1-0	1-0	0-0	12/07/18
Arkansas-Little Rock	1-0	1-0	0-0	11/16/18
Auburn	3-1	0-0	3-1	02/08/22
Austin Peay	1-0	0-0	1-0	11/12/19
Baylor	0-1	0-0	0-1	03/29/21
Boise State	7-2	7-2	0-0	02/02/19
Bradley	1-0	1-0	0-0	12/03/16
Buffalo	1-0	1-0	0-0	11/25/16
BYU	1-0	1-0	0-0	11/06/18
Cal State Fullerton	0-1	0-1	0-0	11/28/15
California Baptist	1-0	1-0	0-0	11/19/18
Central Arkansas	2-0	0-0	2-0	12/01/21
Charlotte	1-0	0-0	1-0	12/11/21
Cincinnati	2-0	1-0	1-0	11/23/21
Coastal Carolina	1-0	1-0	0-0	11/13/15
Colgate	1-0	0-0	1-0	03/19/21
Colorado State	7-1	7-1	0-0	02/02/19
Davidson	1-0	1-0	0-0	11/21/17
Drake	1-0	1-0	0-0	12/12/15
Duke	0-1	0-0	0-1	03/26/22
Eastern Washington	1-0	1-0	0-0	03/21/16
Elon	1-0	0-0	1-0	12/21/21
Florida	2-2	0-1	2-1	02/22/22
Fresno Pacific	1-0	1-0	0-0	12/09/15
Fresno State	6-3	6-3	0-0	02/23/19
Gardner-Webb	1-0	0-0	1-0	11/13/21
Georgia	2-1	0-0	2-1	02/02/22
Georgia Tech	1-0	0-0	1-0	11/25/19
Grand Canyon	1-0	1-0	0-0	12/09/18
Gonzaga	1-0	0-0	1-0	03/24/22
Hawai'i	1-1	1-1	0-0	11/24/17
Hofstra	0-1	0-0	0-1	12/18/21
Holy Names	1-0	1-0	0-0	11/30/15

Opponent	Overall	Nevada	Arkansas	Last Meeting
Idaho	1-0	1-0	0-0	11/10/17
Illinois State	1-0	1-0	0-0	11/29/17
Indiana	1-0	0-0	1-0	12/29/19
Iona	1-1	1-1	0-0	11/26/16
Iowa State	0-1	0-1	0-0	03/16/17
Kansas State	1-0	0-0	1-0	11/21/21
Kentucky	2-1	0-0	2-1	02/26/22
Little Rock	1-0	0-0	1-0	12/04/21
Lipscomb	1-0	0-0	1-0	12/05/20
LSU	5-3	0-0	5-3	03/11/22
Loyola-Chicago	1-1	1-1	0-0	11/28/18
Loyola Marymount	1-0	1-0	0-0	11/14/16
Ole Miss	2-0	0-0	2-0	01/27/21
Massachusetts	1-0	1-0	0-0	11/23/18
Mercer	1-0	0-0	2-0	11/09/21
Mississippi State	2-3	0-0	2-3	02/05/22
Mississippi Valley	1-0	0-0	1-0	11/25/20
Missouri	5-2	0-0	5-2	02/15/22
Montana	2-0	1-0	1-0	11/16/19
Montana State	1-0	1-0	0-0	11/15/15
Morehead State	2-1	2-1	0-0	04/01/16
New Mexico	5-3	5-3	0-0	02/09/19
New Mexico State	1-0	0-0	1-0	03/19/22
North Texas	2-0	0-0	2-0	11/29/20
Northern Iowa	1-0	0-0	1-0	11/17/21
Northern Kentucky	1-0	0-0	1-0	11/30/19
Oakland	1-0	1-0	0-0	11/23/16
Ole Miss	0-3	0-0	3-0	01/27/22
Oklahoma	0-1	0-0	0-1	12/11/21
Oklahoma State	0-1	0-0	0-1	01/30/21
Oral Roberts	2-0	0-0	2-0	03/27/21
Oregon State	1-1	1-1	0-0	11/18/16
Pacific	4-0	4-0	0-0	11/09/18
Penn	1-0	0-0	1-0	11/28/21
Portland State	1-0	1-0	0-0	11/25/15
Radford	1-0	1-0	0-0	12/17/17
Rhode Island	1-0	1-0	0-0	11/13/17

Opponent	Overall	Nevada	Arkansas	Last Meeting
Rice	1-0	0-0	1-0	11/05/19
Saint Mary's	0-1	0-1	0-0	11/11/16
San Diego State	3-7	3-7	0-0	03/01/19
San Francisco	0-1	0-1	0-0	12/23/17
San Jose State	6-0	6-0	0-0	01/09/19
Santa Clara	2-0	2-0	0-0	11/15/17
South Carolina	2-1	0-0	2-1	01/18/22
South Dakota	1-0	0-0	1-0	11/22/19
South Dakota State	1-0	1-0	0-0	12/15/18
Southern	1-0	0-0	1-0	12/09/20
Southern Cal	1-0	1-0	0-0	12/01/18
Southern Illinois	1-0	1-0	0-0	12/22/17
Tennessee	2-3	0-0	2-3	03/05/22
Texas	1-0	1-0	0-0	03/16/18
Texas A&M	3-3	0-0	3-3	03/12/22
Texas Tech	1-0	0-0	1-0	03/21/21
TCU	1-1	0-1	1-0	01/25/20
Texas Southern	1-0	0-0	1-0	11/19/19
Texas Tech	0-1	0-1	0-0	12/05/17
Towson	1-0	1-0	0-0	12/21/16
Tulsa	2-0	1-0	1-0	12/14/19
UC Davis	1-0	1-0	0-0	12/19/17
UC Irvine	2-0	2-0	0-0	12/02/17
UC Santa Barbara	1-0	1-0	0-0	12/22/16
UNLV	7-2	7-2	0-0	02/27/19
UT Arlington	1-0	0-0	1-0	12/02/20
Utah	1-0	1-0	0-0	12/29/18
Utah State	7-2	7-2	0-0	03/02/19
Valparaiso	1-0	0-0	1-0	12/21/19
Vanderbilt	3-1	0-0	3-1	01/04/22
Vermont	2-0	1-0	1-0	03/17/16
Washington	1-0	1-0	0-0	12/11/16
West Virginia	1-0	0-0	1-0	01/29/22
Western Kentucky	0-1	0-0	0-1	12/07/19
Wichita State	0-1	0-1	0-0	12/22/15
Wyoming	5-1	5-1	0-0	02/16/19
Totals	183-62	110-34	73-28	



GUS ARGENAL

Arkansas Assistant Coach
2nd Year at Arkansas
UC Davis, 2004



Gus Argenal, who worked two seasons at Nevada for Razorback head coach Eric Musselman, rejoined his mentor as an assistant coach for the University of Arkansas in May of 2021. Overall, Argenal has 18 years of collegiate coaching experience.

In year one at Arkansas, Argenal helped the Razorbacks to an NCAA Elite 8 appearance while posting a 28-9 overall mark and 13-5 scoresheet in the SEC. The 28 wins were the program's best since going 32-7 and finishing national runner-up for the 1994-95 season. The Razorbacks recorded historic wins as Arkansas became the first team to beat the AP #1 team in the regular season (Auburn) and in the NCAA Tournament (Gonzaga in the Sweet 16). Individually, JD Notae was named All-American and joined Jaylin Williams on the All-SEC teams. Also, Argenal's recruiting prowess has Arkansas in a position for future success as the Razorbacks' 2022 recruiting class was rated the nation's second-best.

Argenal came to Fayetteville after serving two seasons as associate head coach at Cal State Fullerton.

In his final season at Fullerton (2020-21), the Titans ranked 11th in the NCAA and led the Big West in 3-point field goal percentage (.384) and guard Tray Maddox Jr., was tabbed second team All-Big West. In his first year with the program (2019-20), the Titans had their season cut short due to COVID-19. However, Argenal helped Jackson Rowe and Brandon Kamga claim second team All-Big West honors while Kamga was also named Big West Newcomer of the Year.

Argenal joined the Titans after spending the 2017-18 season as an assistant coach and the 2018-19 season as the associate head coach at Nevada. The Wolf Pack went to the NCAA Tournament both years, including the Sweet 16 in his first season, and won the Mountain West Championship both years as well. They also won 29 games in each season, tying the school record.

Argenal helped Wolf Pack players Caleb Martin, Jordan Caroline, Cody Martin, Kendall Stephens and Lindsey Drew earn post-season honors in 2017-18. Caleb Martin garnered Associated Press honorable mention All-American, MW Player of the Year, MW Newcomer of the Year, MW first team, USBWA District VIII Player of the Year, USBWA VIII team and first team NABC District 17 honors in his junior campaign. Cody Martin earned 2018 MW Defensive Player of the Year honors, was selected the MW second team and to the MW Defensive team. Kendall Stephens earned third-team MW honors after setting the conference and school record with 126 made 3-pointers. Lindsey Drew joined Caleb Martin on the MW Defensive team.

In 2018-19, Caroline and Caleb Martin were selected to the first team for the second consecutive season, Cody Martin was named to the third team. Jazz Johnson was chosen as the Sixth Man of the Year. Caroline and both Martins were selected to the defensive team. Prior to the season the Martin twins and Caroline were named to the 2018-19 MW media preseason team.

Caroline and Caleb Martin were also named to the United States Basketball Writers Association District VIII team today for the second year in a row. Caleb Martin was named the District VIII P Anthonylayer of the Year for the second consecutive season.

Cody Martin went on to be drafted No. 36 by the Charlotte Hornets in the 2019 NBA Draft. Also, Caleb Martin signed with the Charlotte Hornets, Jordan Caroline signed with the Los Angeles Lakers, and Tre'Shawn Thurman signed with the Detroit Pistons. In addition, Jalen Harris - who redshirted with the Wolf Pack during the 2018-19 season - went on to be drafted No. 59 by the Toronto Raptors in the 2020 NBA Draft.

Argenal spent four seasons (2013-17) as the head coach of the Cal State East Bay Pioneers, an NCAA Division II school, and posted a 35-76 record.-

Prior to being named the head coach at Cal State East Bay he was an assistant coach during the 2012-13 season at Rice. He spent the 2011-12 year at UC Davis as an assistant coach after a three-year stint as an assistant coach at Chico State (2008-11). From 2006-08 he was the director of operations at UT San Antonio. His first stint as an assistant coach at UCD came in 2005-06 after working as a graduate assistant at Arizona State in 2004-05.

Argenal was a point guard who played at UC Davis and still holds the Aggies single-game record with 13 assists. His senior season he topped the Aggies in assists and steals and helped the 2003-04 team post an 18-9 record. He received his undergraduate degree in history from UCD in 2004 and earned a master's degree in education from Arizona State in 2005.

As a prep athlete, Argenal was a three-year starter at De La Salle High School (Concord, Calif.) under legendary head coach Frank Allocco. As a senior and team captain in 1999, he led the Spartans to the Northern California regional finals and was named BVAL Most Valuable Player.

He is married to former UC Davis women's basketball standout, the former Hannah Turner. The couple has two boys, Bo and Ace. Argenal is a second-generation American as his grandparents on his father's side were born in Nicaragua.



THE ARGENAL FILE

PERSONAL

Hometown: Concord, Calif. (De La Salle HS)
Alma Mater: UC Davis, 2004
- Master's: Arizona State, 2005
Wife: the former Hannah Turner
Children: Sons - Bo and Ace.

COACHING EXPERIENCE

2004-05: Arizona State (Graduate Assistant Coach)
2005-06: UC Davis (Assistant Coach)
2006-08: UT San Antonio (Dir. of Basketball Operations)
2008-11: Chico State (Assistant Coach)
2011-12: UC Davis (Assistant Coach)
2012-13: Rice (Assistant Coach)
2013-17: Cal State East Bay (Head Coach)
2017-18: Nevada (Assistant Coach)
2018-19: Nevada (Associate Head Coach)
2019-21: Cal State Fullerton (Associate Head Coach)
2021-pres.: Arkansas (Assistant Coach)





ANTHONY RUTA

**Arkansas Assistant Coach
4th Year at Arkansas
Arizona State, 2012**



After serving three years as the Razorback men's basketball director of operations, Anthony Ruta has been promoted to assistant coach, Arkansas head coach Eric Musselman announced today.

"We are excited and fortunate to have Anthony make this progression on our staff," Musselman said. "His tireless work ethic and overall basketball knowledge led us to hire him both as director of operations and assistant coach at Nevada and then again here at Arkansas. Anthony has proven himself time and again in every facet from scheduling, recruiting, player development and on-court instruction. He has been an integral part of our teams' successes as well as developing our philosophy and terminology. He has built strong relationships with our players and has done a phenomenal job representing the University of Arkansas and Razorback basketball these past three years."

Ruta has helped Arkansas reach back-to-back NCAA Elite 8's and post an SEC-best 73 wins over the past three seasons. Overall, in his seven years at Nevada and Arkansas, the programs have won at least 20 games all seven times while playing in each of the last six postseasons contested over the span.

In addition to team success, Arkansas has produced the 2020 SEC Player of the Year in Mason Jones, 2021 NBA lottery pick Moses Moody and 2022 All-American JD Notae.

In year one at Arkansas, the Razorbacks' strength of schedule ranked 25th by the NCAA Net, including a non-conference ranking of 12. The schedule featured three conference champions, seven 20-win teams and 12 of 13 opponents who had a winning record. In year two, Ruta successfully navigated the ever-changing landscape of college basketball as he once again put together an impressive non-conference schedule in 2020-21. Of Arkansas' nine non-conference opponents, four made the NCAA field including North Texas, Oral Roberts, Abilene Christian and Oklahoma State and all four won in the NCAA first round.

At Nevada, Ruta was initially brought on to be the director of basketball operations before being elevated to assistant coach his last two seasons with the Wolf Pack (2016-17 and 2017-18). In his role as an assistant coach, his duties included scouting opponents, recruiting student-athletes and scheduling opponents.

In Ruta's four years at Nevada, the Wolf Pack won at least 24 games all four years (24, 28, 29 and 29), won three Mountain West regular-season titles, won one conference tournament championship, made three NCAA Tournament appearances - including a Sweet 16 berth, and won the 2016 CBI championship. Also, Ruta helped develop current NBA players Caleb and Cody Martin.

During his time as an assistant coach at Nevada, the Wolf Pack won 29 games each season - tying a school record and marking the programs' best two-year run in school history. Nevada won the Mountain West championship twice and earned at-large berths to the NCAA Tournament each year. In his last season, Nevada was 29-5, was ranked among the nation's top 25 all season and finished 20th in the final AP poll/23rd in the USA Today coaches poll. The previous year, Nevada reached the Sweet 16 for the second time in school history, was 29-8 and was ranked all but two weeks throughout the season before finishing 20th in the coaches final poll/24th by AP.

In his first two seasons at Nevada, the Wolf Pack went 28-7 in 2015-16, won Mountain West regular-season and tournament titles and earned the program's first NCAA berth in 10 years. In his first year at Nevada, Ruta helped the Pack go from nine wins prior to his arrival to 24 in year one and Nevada won the CBI Championship, which was the first postseason championship by a Mountain West or Nevada team.

Prior to coming to Nevada, Ruta was an assistant coach with Fort Wayne Mad Ants of the NBA Development League. He assisted in all areas with Mad Ants that included in-game coaching and practice preparation. His primary responsibilities were defensive game planning. Working with the guards and wings he coached NBA veteran Dahntay Jones and D-League All-Star game MVP Andre Emmett.

Ruta began his coaching career at his alma mater, Arizona State, where he was a graduate assistant for two seasons. The Sun Devils advanced to the postseason both years playing in the NCAA and NIT Championships.

While at ASU he assisted in scouting and game preparation. Additional duties included assisting in scheduling, team workouts primarily with the guards, team travel and summer camps. He also oversaw the team managers, organized the recruiting database and served as the academics and facilities liaison.

As an undergraduate student at ASU, Ruta was the head student manager for two seasons. He assisted with the daily operations of the Sun Devils basketball program which included workouts. Additionally, he worked summer camps and organized the team managers.

Ruta received his Bachelor of Arts degree in English literature from ASU in 2012 and a Master of Education degree in higher education in 2014.



THE RUTA FILE

PERSONAL

Hometown: Mansfield, Mass. (Mansfield HS)
Alma Mater: Arizona State, 2012
- Master's: Arizona State, 2014

COACHING EXPERIENCE

2012-14: Arizona State (Graduate Assistant)
2014-15: Fort Wayne Mad Ants (Assistant Coach)
2015-17: Nevada (Director of Operations)
2017-19: Nevada (Assistant Coach)
2019-22: Arkansas (Director of Operations)
2022-pres.: Arkansas (Assistant Coach)



KEITH SMART

**Arkansas Assistant Coach
2nd Year at Arkansas
Indiana, 1995**



THE SMART FILE

PERSONAL

Hometown: Baton Rouge, La. (McKinley HS)
Alma Mater: Indiana, 1995
Wife: Carol
Children: Sons, Andre and Jared
NBA: 2nd round pick (41st overall) by Golden State

PLAYING EXPERIENCE

1984-86: Garden City CC (Kansas)
1986-88: Indiana - 1987 NCAA National Champion
1988: San Antonio Spurs
1988-90: Rapid City Thrillers
1989: San Miguel Beermen
1989: Worcester Counts
1990: Youngstown Pride
1991: Halifax Windjammers
1993: Bravo de Lara
1994: Cambrais Basket
1995: Trotamundos de Carabobo
1995-96: Florida Beachdogs
1996-97: Fort Wayne Fury

PRO HEAD COACHING RECORD

1997-98	Fort Wayne	CBA	31-25
1998-99	Fort Wayne	CBA	28-28
1999-00	Fort Wayne	CBA	26-30
2002-03	Cleveland *	NBA	9-31
2010-11	Golden State	NBA	26-46
2011-12	Sacramento	NBA	20-39
2012-13	Sacramento	NBA	28-54

3-year CBA Record 85-83
4-year NBA Record 93-170
7-YEAR PRO RECORD 178-253

* - Interim head coach

COACHING EXPERIENCE

1997-00: Fort Wayne Fury (Head Coach)
2000-03: Cleveland Cavaliers (Assistant Coach)
2003: Cleveland Cavaliers (Interim Head Coach)
2003-10: Golden State Warriors (Assistant Coach)
2010-11: Golden State Warriors (Head Coach)
2011: Sacramento Kings (Assistant Coach)
2011-13: Sacramento Kings (Head Coach)
2014-16: Miami Heat (Assistant Coach)
2016-18: Memphis Grizzlies (Assistant Coach)
2018-19: New York Knicks (Assistant Coach)
2021-pres.: Arkansas (Assistant Coach)

Keith Smart, an NBA head coach for three franchises and known for making one of the most iconic shots in NCAA Championship history, was named men's basketball assistant coach at Arkansas on May 12, 2021.

Smart has a long history with Razorback head coach Eric Musselman both as a player with the Rapid City Thrillers and Florida Beachdogs and as an assistant coach on Musselman's staff with the Golden State Warriors. Overall, Smart spent nine years playing professional basketball and 22 years coaching in professional basketball, including head coach of the Cleveland Cavaliers, Golden State and Sacramento Kings as well as assistant positions with the New York Knicks, Memphis Grizzlies, Miami Heat, Kings, Warriors and Cavaliers. He got his start in the coaching business as head coach of the Fort Wayne Fury of the CBA in 1997.

In his first year coaching in the collegiate ranks, Smart helped Arkansas reach the NCAA Elite and win 28 games. The Razorbacks' were 18-4 to close the season. Game two during that second-half surge was a road win at #12 LSU. Smart, who grew up in Baton Rouge, was acting head coach for the upset versus the Tigers as Eric Musselman was home after having rotator cuff surgery. Arkansas made history by becoming the first team to defeat the AP #1 team during the regular season (Auburn) and during the NCAA Tournament (Gonzaga in the Sweet 16). Arkansas added wins over ranked Tennessee and Kentucky teams as well. His knack for player development helped JD Notae earn All-America honors while Jaylin Williams, who was recognized as one of the nation's top defensive players, was named joined Notae on the All-SEC teams. Also, Smart showed he had what it took on the recruiting trails as Arkansas' 2022 class was the consensus #2 group in the nation.

Smart burst onto the national scene after making the game-winning shot for Indiana in the 1987 NCAA Championship versus Syracuse. Overall, he played two seasons with the Hoosiers (1986-88), was drafted in the second round by the Golden State Warriors in 1988 and played with the San Antonio Spurs (1988).

After his time with the Spurs, Smart played nine seasons of professional basketball in the CBA and internationally. It was after his final stop - the Fort Wayne Fury - Smart made the transition from player one year to head coach the next with the Fury. In his first year (1997-98), Fort Wayne was 31-25 and won the CBA's East Division. The Fury were 28-28 in year two and 26-30 in year three. A CBA-high, 21 players from Fort Wayne signed NBA contracts during Smart's three seasons a head coach.

From Fort Wayne, Smart began his NBA coaching career with the Cleveland Cavaliers for the 2000-01 season. After two-plus years as an assistant with the Cavs, Smart was named Cleveland's interim head coach for the final 40 games of the 2002-03 campaign. At the time, Smart was the second-youngest head coach in the NBA, trailing only Musselman.

Smart then joined Musselman as an assistant coach with the Golden State Warriors for the 2003-04 season. After one season with Musselman, Smart stayed on as an assistant with the Warriors for two seasons under Mike Montgomery and an additional four seasons under Don Nelson. Prior to the 2010-11 season, Nelson stepped down and Smart was named head coach, leading the Warriors to 36 wins - a 10-game improvement over the previous season.

After his time with the Warriors, Smart was brought on by the Sacramento Kings as an assistant coach for the 2011-12 season. Seven games into that year, the Kings made a coaching change and Smart was named head coach, posting a 20-39 record. He stayed on as head coach the following season (2012-13).

In 2014, Smart was hired as an assistant coach with the Miami Heat by Eric Spoelstra. In year two with the Heat, Miami won the Southeast Division and reached the Eastern Conference semifinals. From there, Smart spent two seasons (2016-18) as an assistant coach under David Fizdale with the Memphis Grizzlies. He then went to serve on Fizdale's staff with the New York Knicks for the 2018-19 season.

Smart, who was the 1987 NCAA Final Four Most Outstanding Player, scored 765 points in two seasons at Indiana and is a member of the Indiana Athletics Hall of Fame (Class of 2017). Prior to Indiana, he played two seasons at Garden City (Kan.) CC where he earned Jayhawk Conference Player of the Year honors.

In 2022, Smart was inducted into the Garden City Community College and Indiana Sports Halls of Fame.

He received his Bachelor of General Studies from Indiana in 1995. He and his wife Carol have two sons, Andre and Jared. Jared played football at Hawai'i and earned All-Mountain West honorable mention honors in 2020 as a wide receiver.





MICHAEL MUSSELMAN

**Arkansas Director of Basketball Operations
4th Year at Arkansas
San Diego State, 2018**



Michael Musselman was promoted to Director of Basketball Operations on May 10, 2022. He will continue to lead the men's basketball recruiting efforts while handling the day-to-day operations of the program. This past year (2021-22), he completed his third season with the Razorbacks as the director of recruiting while adding the title of assistant director of basketball operations.

Under Musselman's direction, the Razorbacks landed the nation's #2 recruiting class in the country for 2022. The group featured six players ranked among the ESPN and SI.com top 100 including three five-stars and McDonald's All-Americans - Nick Smith Jr., Jordan Walsh and Anthony Black, as well as three four-stars - Barry Dunning Jr., Derrian Ford and Joseph Pinion.

Arkansas had never had a class with at least four players among the ESPN top 100 until Musselman's arrival and the Razorbacks have now done so twice (class of 2020 and class of 2022). Since 2004, only four Arkansas recruiting classes have ranked among the nation's top 10 and two of those have come under Musselman's direction as the class of 2020 was #5 ESPN / #9 247Sports and the class of 2022 ranks #2 in ESPN, 247Sports and Rivals.

In his first season at Arkansas, the recruiting class of 2020 was the fifth-best group in the nation (ESPN) thanks to top-40 prospects Moses Moody and Khalen Robinson as well as four stars and Arkansas' co-Players of the Year Davonte Davis and Jaylin Williams. Arkansas also landed three of the top graduate transfers in the nation in Jalen Tate (#5 by NBC Sports), Vance Jackson (#8 by CBS Sports) and Justin Smith (#11 by The Stadium). Moody would go on to earn SEC Freshman of the Year, first team All-SEC and All-American honors. With his success, Moody became the program's first "one-and-done" as the Golden State Warriors made him a lottery pick with the 14th selection in the 2021 NBA draft.

In 2021-22, Arkansas focused its recruiting on the transfer market with Stanley Umude, Au'Diese Toney, Trey Wade and Chris Lykes playing vital roles in the Razorbacks reaching a second straight NCAA Elite 8 and an #8 finish in the final coaches poll.

Overall, his recruiting efforts have propelled Arkansas to levels of success the program has not seen in 25 years. The Razorbacks made back-to-back NCAA Elite 8 appearances, have won at least 25 games overall and 13 in the SEC in two straight years, and finished ranked among the top 10 in the national polls.

Prior to Arkansas, Musselman spent one year (2018-19) as a graduate assistant at Nevada, helping the team win 29 games, win a Mountain West Championship and earn an NCAA Tournament berth.

Musselman previously served as a student manager at his alma mater, the University of San Diego. In his four years with the Toreros, he assisted the team in practice sessions, scouting reports, film editing and statistical analysis.

Musselman continues the coaching legacy that was started by his grandfather, Bill Musselman.

Musselman received his bachelor's degree in communications and a minor in business administration from San Diego in 2018. He completed his master's degree in educational leadership from Nevada in the summer of 2019.



MATT LOPEZ

**Arkansas Special Assistant to the Head Coach
1st Year at Arkansas
Grand Canyon, 2018**



Matt Lopez was named special assistant to the head coach for Razorback basketball on April 28, 2022.

With the Razorbacks, Lopez will gather and disseminate analytics, prepare film for opponent scouting for both coaches and players and serve as the academic liaison.

Lopez served last two seasons (2020-22) as director of operations for the University of South Dakota. His duties with the Coyotes included compliance, recruiting, team travel, academic monitoring, scheduling, practice planning and game preparation. In addition, Lopez handled all film exchange, breaking down game and practice film and creating player development edits and highlight packages for players and recruits.

A Phoenix-area native, Lopez spent four years at Grand Canyon University as the Antelopes' video coordinator for two seasons and a student manager for two seasons under head coach Dan Majerle. At GCU, Lopez was a part of a program that made it to the WAC Championship game in its first three years of NCAA Division I postseason eligibility and went 77-52 over the span.

Prior to GCU, Lopez was the video coordinator as a student at Glendale Community College. While Lopez served on the GCC staff, the Gauchos made the NJCAA Region I Division II playoffs and defeated the 2015-16 Division I national champions, Salt Lake Community College, at the Native American Classic.

Lopez earned a bachelor's degree in marketing with a minor in sports management from GCU in the spring of 2018 and a master's degree in leadership at GCU in the summer of 2021. He is a 2013 graduate of Youngker High School in Buckeye, Ariz., where he was a varsity letterman in basketball.



RILEY HALL

**Arkansas Director of Internal Operations
7th Year at Arkansas
Arkansas, 2016**



Riley Hall has served many functions in his seven years with the Razorbacks. After being a student-manager, he spent two seasons as a graduate assistant, three seasons as video coordinator and, in 2021-22, took on the role as director of internal operations.

Hall has handled numerous administrative duties over his tenure such as overseeing the collection of game tapes, breaking down practice and game footage for instructional use and organizing scouting video for the Razorback coaching staff. More recently, he works closely with head coach Eric Musselman, organizing his daily schedule, as well as handling travel logistics for the team.

Previously, Hall spent two seasons as a graduate assistant with the Razorback men's basketball program in 2017-18. His duties then included overseeing all student managers, supervising practice preparations, directing and sending mailouts for current and future recruits and reviewing film breakdown/scouting reports for potential opponents. Prior to coming on staff, Hall served as a student manager from 2013-16.

The Bryant, Arkansas, native graduated from the University of Arkansas in May 2016 with a bachelor's degree in kinesiology. He completed his Master's in Recreation and Sports Management in 2018.

Hall married the former London Farrar on August 4, 2018.



BLAKE WETHERINGTON

**Arkansas Assistant Director of Recruiting and Scouting
1st Year at Arkansas
Murray State, 2017**



Blake Wetherington was named assistant director of recruiting and scouting on June 2, 2022.

In addition to his role in evaluating players for recruiting and scouting, Wetherington will use his graphic design and video skills to run the Arkansas Razorback Recruiting Twitter page.

Wetherington comes to Arkansas after spending the last four years at Iowa State. This past season, he was elevated to recruiting and scouting coordinator where he assisted the staff in developing and maintaining Iowa State men's basketball's brand, as well as other recruiting and scouting duties such as graphic design. Wetherington spent the previous three seasons as a graduate assistant with the Cyclones.

This past season, the Cyclones had one of the best turnarounds in the history of Division I college basketball, winning 20 more games than the previous season and advanced to the Sweet 16 of the NCAA Tournament. The Cyclones finished the season 22-13 overall and earned five wins against nationally-ranked opponents.

During his time in Ames, Wetherington was also part of the 2018-19 Cyclone squad that finished 23-12 and advanced to the NCAA Tournament. He additionally helped in the development of three future NBA players including Marial Shayok, Talen Horton-Tucker and Tyrese Haliburton.

Off the court, Wetherington was one of 22 graduate assistants across all levels of college basketball to participate in the inaugural (2020) GA Top Connect GALA, one of college basketball's top leadership workshops.

Wetherington joined the ISU program after five years at Murray State, the last of which he served as a graduate assistant for the Racers.

As graduate assistant at MSU, he handled the daily operations of the program, assisted in the scouting of opposing teams and coordinated on-campus recruiting visits. Wetherington designed a weekly recruiting graphic system and media for in-home and on-campus recruiting visits. He also oversaw and managed the student manager program for the Racers.

Prior to becoming a graduate assistant at MSU, Wetherington served as a student manager for the program from 2013-17. During the span, Murray State won a pair of Ohio Valley Conference regular season titles and the 2018 OVC Tournament while advancing to the postseason three times. Also, the Racers produced OVC Player of the Year winners Jonathan Stark and Ja Morant.

The Mayfield, Ky., native was coordinator of Matt McMahon Camps for two years. He has also worked camps at Xavier, Virginia Tech, Texas A&M and Duke.

He graduated from Murray State in 2017 with a bachelor of science in business and business administration. He earned his master's degree in youth development from Iowa State in the summer of 2020.





TODD LEE

Arkansas Director of Scouting/Assistant to Head Coach 1st Year at Arkansas South Dakota, 1986



University of Arkansas head basketball coach Eric Musselman has named former University of South Dakota head basketball coach Todd Lee the Razorbacks' Director of Scouting and Assistant to the Head Coach on June 10, 2022.

Lee and Musselman have a relationship that spans 30-plus years. Lee was on Musselman's staff with the Rapid City Thrillers from 1992-94 after serving three years (1989-92) as an assistant coach under legendary University of San Diego head coach Hank Egan, who was Musselman's coach with the Toreros. Also, Lee mentored 2021-22 Razorback Stanley Umude to three All-Summit League honors while playing at South Dakota.

In addition to his connections with Musselman, Lee's has ties to Northwest Arkansas as his parents - M.O. and Wanda - lived in Bentonville for over 20 years after his father retired.

Lee, a two-time conference Coach of the Year and finalist for national Coach of the Year, spent four seasons as head coach at the University of South Dakota and has 12 years of collegiate head coaching experience to his credit. He was 66-52 at South Dakota (2018-22) and was 154-81 in eight years at Kentucky Wesleyan (2005-13). Lee has also been an assistant coach at Southwestern CC (1986-89), Cal State Bakersfield (1994-97), UC Irvine (1997-2005) and Grand Canyon (2013-18).

Lee led South Dakota to a 19-12 record in 2021-22, including a 12-5 mark down the stretch after a two-week shutdown of the program due to COVID, while reaching the Summit League semifinals. Mason Archambault and Kruz Perrott-Hunt were named second team All-Summit League while Tasos Kamateros received honorable mention honors and Boogie Anderson was voted to the league's inaugural All-Defensive team.

In his third season at USD (2020-21), Lee guided a trio of Coyotes to All-Summit League honors in Umude (1st), A.J. Plitzuweit (1st) and Xavier Fuller (HM). Lee also earned the 2021 Summit League Coach of the Year honors while Plitzuweit earned the Newcomer of the Year honor as well as a spot on the All-Newcomer team. The Coyotes started conference play 9-0 for the first time since the 1992-93 season and reeled off 10 straight wins for its longest streak since the 2009-10 campaign. Lee's squad also knocked off South Dakota State in Frost Arena for the first time since the 1999-00 season, snapping SDSU's 32 game conference home win streak.

The Coyotes finished the season ranked eighth in the nation in 3-point FG percentage, 14th in the nation in free throw percentage and 15th in the nation in turnover percentage. In the Summit League, the Yotes ranked first in free throw percentage and defensive field goal percentage.

Individually, Umude earned NABC All-District second team honors and finished the season as the 10th leading scorer in the country and fifth in field goals made. He is the only Coyote since the program went to Division I in 2008 to score over 21 points per game. He ended his career 11th in program history in points.

In year two, he guided Tyler Hagedorn to first team All-Summit League honors after coming off a redshirt season. Hagedorn also earned NABC All-District 12 first team honors and was a two-time Summit League Player of the Month and two-time Summit League Player of the Week. Umude earned second team All-Summit League honors. Umude also became the first Coyote to garner preseason Summit League Player of the Year honors.

As a team, the Coyotes recorded 20 wins in the 2019-20 season and had an eight-game overall win streak as well as a seven-game conference win streak, the longest such streaks since joining the Summit League. The Yotes finished as one of 11 teams in the nation that had five starters average 10 points or more on the season. In addition, USD finished the season ranked sixth in the nation in both FG percentage and 3-point percentage while ranking fourth in the nation with 1.021 points per possession on the season.

In his first year at the helm of USD, he guided Umude to first team All-Summit League honors after increasing his points per game output by 13.3 points over his freshman campaign to 14.4 points per contest. That number led the nation for all sophomores over their rookie season. Senior Trey Burch-Manning and junior Triston Simpson each earned an honorable mention to the Summit League teams while junior Cody Kelley garnered all-newcomer team accolades. As a team, Lee's defense led the Summit League with the fewest points allowed per game at just 71.2 while the Yotes ranked sixth in the nation in fewest turnovers.

Prior to South Dakota, Lee spent five seasons as the associate head coach at Grand Canyon University, helping the Antelopes to a 103-58 record. He served under former NBA All-Star Dan Majerle and the program accumulated 81 wins during the four-year transition to Division I, beginning in Lee's first year with GCU. The number of wins is the most by any program that has made the leap into Division I.

In his final season at Grand Canyon (2017-18), the 'Lopes totaled 22 wins for the third-straight year and advanced to the Western Athletic Conference (WAC) championship game. GCU finished in the top three of the WAC in all five seasons with Lee and made four consecutive postseason appearances.

In his five years at GCU, Lee mentored five first team all-WAC selections, four second team honorees, four all-defensive team selections and a WAC Freshman of the Year. Additionally, Josh Braun, a three-time all-conference honoree, was a three-time Academic All-American, including two first-team nods.

Lee came to Grand Canyon after eight seasons at Kentucky Wesleyan. After taking over a program with limited scholarships due to NCAA sanctions, Lee had only 20 wins in his first two seasons with the Panthers. However, he went 24-8 in year three and made the first of five consecutive NCAA Division II tournament appearances. The highlight was the 2012 campaign when Lee led Kentucky Wesleyan to a trip to the Sweet 16 and a No. 1 national ranking during the year. The program ended the season ranked in the top 25 on four occasions and the Panthers averaged 22 wins over Lee's final six season with .736 win percentage (134-48).

Lee coached five first team All-Great Lakes Valley Conference (GLVC) selections and 14 total all-conference performers including Jeff Fahnbulleh, the 2007-08 GLVC Player of the Year. Lee was named the 2008 GLVC Coach of the Year in 2008, the NABC Midwest Region Coach of the Year in 2010 and a finalist for the prestigious Clarence 'Big House' Gaines Division II National Coach of the Year in 2012.

He spent eight seasons (1987-05) as an assistant coach at UC-Irvine with the final four as associate head coach under Pat Douglass. The Anteaters claimed a pair of Big West Conference Championships and captured three-straight 20-win seasons for the first time in program history.

UC-Irvine also played in the National Invitation Tournament in 2001 and 2002.

Lee also served as an assistant under Douglass for three years at CSU-Bakersfield, compiling a 75-16 record and capturing the 1997 NCAA Division II National Championship. In all three years (1994-97), the Roadrunners advanced to the NCAA Tournament.

Lee spent two years (1992-94) as an assistant coach for the Rapid City Thrillers of the CBA under Musselman. While with the Thrillers, Lee organized and coached the first CBA or NBA professional basketball team to tour China and compete against the Chinese National Army, posting a 5-0 record in 1992.

Lee's coaching career started as an assistant at Southwestern College (1986-89) before being named assistant coach at the University of San Diego (1989-1992).

A native of Huron, South Dakota, Lee graduated from South Dakota in 1986 with a degree in business administration. He received his master's degree in education from Azusa Pacific in 2003. Lee has three sons, Carson, Jackson and Peyton.

THE LEE FILE

PERSONAL

Born: February 20, 1964
Hometown: Huron, South Dakota
Alma Mater: South Dakota, 1986
Children: Carson, Jackson and Peyton
Education: South Dakota (1986 - Business Admin.)
- Azusa Pacific (2003 - Master's in Education)

COACHING EXPERIENCE

1986-1989: Southwestern CC (Assistant Coach)
1989-1992: San Diego (Assistant Coach)
1992-1994: Rapid City Thrillers (Assistant Coach)
1994-1997: Cal State Bakersfield (Assistant Coach)
1997-2005: UC Irvine (Assistant Coach)
2005-2013: Kentucky Wesleyan (Head Coach)
2013-2018: Grand Canyon (Assistant Coach)
2018-2022: South Dakota (Head Coach)
2022-pres.: Arkansas (Dir. of Scouting/Asst to the HC)

HEAD COACHING RECORD

Year	School	All/Conf	NCAA Postseason
2005-06	Ky Wesleyan	7-19 / 4-15	
2006-07	Ky Wesleyan	13-14 / 6-13	
2007-08	Ky Wesleyan	24-8 / 14-5	D-II 1st RD
2008-09	Ky Wesleyan	19-9 / 11-7	D-II 1st RD
2009-10	Ky Wesleyan	29-5 / 16-2	D-II 1st RD
2010-11	Ky Wesleyan	19-10 / 10-8	D-II 1st RD
2011-12	Ky Wesleyan	23-8 / 12-6	D-II Sweet 16
2012-13	Ky Wesleyan	20-8 / 11-7	
2018-19	South Dakota	13-17 / 7-9	
2019-20	South Dakota	20-12 / 10-6	
2020-21	South Dakota	14-11 / 11-4	
2021-22	South Dakota	19-12 / 11-7	

HEAD COACHING RECORD: 220-133 (.623) - 12 seasons
- At Kentucky Wesleyan: 154-81 (.655) - 8 seasons
- At South Dakota: 66-52 (.559) - 4 seasons
First Victory: Nov. 22, 2005 vs. Oakland City, 86-72
100th Victory: Jan. 2, 2011 at Wisconsin-Parkside, 81-73 (OT)
200th Victory: Feb. 27, 2021 vs. North Dakota State, 80-71



RONNIE BREWER

Arkansas Recruiting Coordinator
2nd Year at Arkansas
Arkansas, 2015



Razorback All-American and former NBA first-round draft pick Ronnie Brewer Jr., joined the Razorback men's basketball staff as recruiting coordinator on July 20, 2021.

He made an immediate impact in his first (2021-22) as the Razorbacks landed its best signing class in history - consensus #2 in the nation - with three five stars and all six being among the ESPN and SI top 100. In addition to his recruiting duties and being entrenched in the Northwest Arkansas community, Brewer oversees the team's community service efforts.

Brewer, the 14th pick in the 2006 NBA Draft by the Utah Jazz, spent 10 seasons playing professional basketball (2006-16). Brewer played three seasons (2006-10) with the Utah Jazz and played in the 2008 NBA Rookie-Sophomore Game. He was traded to the Memphis Grizzlies in January of 2010. He then signed with Chicago prior to the 2010-11 season and spent two seasons with the Bulls. Over the next two seasons, Brewer played with the New York Knicks (2012-13), Oklahoma City Thunder (2013), Houston Rockets (2013-14) and a second stint with the Bulls (2014). He ended his professional career playing one season (2015-16) with the Santa Cruz Warriors.

He scored 3,940 points in his NBA career with 1,427 rebounds and 828 assists. Highlights include him playing and starting a career-high 81 games while averaging a career-high 13.7 points, in 2008-09 with the Utah Jazz and playing 81 games in 2010-11 to help the Chicago Bulls post the best record in the NBA (62-20) and reach the Eastern Conference finals.

After his rookie season in the NBA, he started the Ronnie Brewer Foundation in 2007 to support communities in at-risk situations while promoting education, physical fitness, and the importance of working together as a team. He additionally organized annual summer basketball camps for the youth in Fayetteville and has created jobs in Farmington with his Brew Crew Transportation Trucking Company.

In 2009, Brewer was the recipient of the University of Arkansas' Silas Hunt Legacy Award, which recognizes African Americans for their significant contributions to the community, state and nation.

After retiring from professional basketball and in addition to his Foundation and trucking company, Brewer has worked at Fayetteville High School with the boy's basketball team and a communications teacher as well as coaching the Woodz Elite U16 AAU basketball team. Brewer has also put his communications background to use by serving as host on sports radio talk shows in South Florida and Northwest Arkansas.

During his playing career at Arkansas, Brewer was a 2006 All-American, a two-time first team All-SEC selection (2005 and '06) and a two-time All-District pick (2005 and '06) by both the National Association of Basketball Coaches and the U.S. Basketball Writers Association.

Brewer ranks 16th on Arkansas' all-time scoring list with 1,416 - trailing his father and fellow NBA first-round pick Ron with 1,440 points - in his three seasons with the Razorbacks. He led the Razorbacks in steals in each of his three seasons, including leading the SEC in 2006 with 83, and ranks eighth on the school's all-time steals list. Brewer additionally led the Hogs in scoring, rebounding, field goals made and free throws made in both 2005 and 2006 while leading the team in assists and 3-point field goal percentage in 2005.

Born in Portland, Ore., Brewer grew up in Fayetteville and was inducted into Fayetteville High School's Hall of Greats in 2017. While with the Purple Bulldogs, he was selected Mr. Basketball in Arkansas as a senior in 2003. He broke Corliss Williamson's conference scoring record as a senior and averaged 25 points, nine rebounds and six assists that season.

Although he only played three seasons for the Razorbacks (2004-06), Brewer received his degree in journalism from Arkansas in 2015.



CALEB CLINE

Arkansas Assistant Director of Operations
3RD Year at Arkansas
South Dakota, 2020



After serving two seasons (2020-22) as a graduate assistant at the University of Arkansas, Caleb Cline was promoted to assistant director of operations in the summer of 2022.

Cline helped the Razorbacks reach the NCAA Elite 8 in both 2021 and 2022 while working with NBA lottery pick Moses Moody, All-American JD Notae and NBA draft pick Jaylin Williams.

A native of LeMars, Iowa, Cline played for current Razorback staffer Todd Lee and played with Razorback Stanley Umude at the University of South Dakota. He is pursuing a Master's in Adult and Lifelong Learning at Arkansas.



DAVE RICHARDSON

Arkansas Head Strength & Conditioning Coach
5th Year at Arkansas
Louisiana-Monroe, 1989



Dave Richardson is in his fifth season as head strength and conditioning coach for men's basketball. Prior to Arkansas, Richardson spent 13 seasons as associate strength and conditioning coach at Ohio State University, where he helped develop some of the top collegiate basketball players in the nation.

Since his arrival in Fayetteville, Richardson has worked with four Razorback All-Americans and five Razorbacks that went on to play in the NBA. The list includes All-America and current Washington Wizards forward Daniel Gafford; the 2020 AP SEC Player of the Year and All-America Mason Jones, who played for the Houston Rockets and Philadelphia 76ers in 2020-21; current Thunder guard Isaiah Joe; 2021 SEC Freshman of the Year and All-America Moses Moody, who was an NBA lottery pick by the Golden State Warriors in 2021; and current Thunder forward Jaylin Williams.

In the summer of 2020, Richardson obtained Registered Strength and Conditioning Coach Emeritus (RSCC*E) designation by the National Strength and Conditioning Association (NSCA). The NSCA's Registered Strength and Conditioning Coach (RSCC) is the NSCA's highest designation and signifies that a certified coach has demonstrated experience and knowledge in their field. RSCC coaches apply foundational knowledge to assess, motivate, educate, and train athletes for the primary goal of improving sport performance. "Coach Rich" is just one of 158 coaches who has obtained the RSCC*E, awarded to those meeting the criteria for at least 20 years.

Richardson spent 12 seasons with the Buckeye's men's basketball program while serving as the men's lacrosse strength coach this past season. During his time with Ohio State basketball, the Buckeyes made 11 postseason appearances, including five Sweet 16 berths, two Final Four's, a national runner-up finish in 2007 and an NIT Championship in 2008. Richardson helped Evan Turner be the 2010 consensus National Player of the Year and Greg Oden be the top pick in the 2007 NBA Draft. A total of 21 of his players went on to play in the professionally with nine players being drafted by the NBA highlighted by Oden, Turner (2nd overall pick in 2010), D'Angelo Russell (2nd overall pick in 2015) and Mike Conley Jr. (4th overall pick in 2007).

Prior to his time at Ohio State, Richardson was the strength and conditioning coach for the Miami Hurricane men's basketball program from 2001-05 where he helped develop long-time NBA veterans John Salmons and James Jones. He worked for six seasons as the head strength and conditioning coach at the University of Louisiana at Monroe and served five years as head strength and conditioning coach at Nicholls State University. Two of the seasons at Nicholls State he served as the head track and field coach.

The Monroe, La., native also worked as the strength and conditioning coach for Central America's Davis Cup tennis team in 1991. Richardson, who was a student assistant on the ULM strength staff as an undergraduate, earned a bachelor's degree in health and human performance in 1989 and a master's degree in exercise science in 1990 from Louisiana-Monroe.

He has a strong background in powerlifting. In 1984 he won the Alaska powerlifting state championship and was crowned the Louisiana state powerlifting champion in 1986 and 1987. In 1985 and 1986 he was the ArkLaMiss champion and was listed among the Powerlifting USA Top 100. In addition, Richardson served five years in the Army and was a member of the All-Army powerlifting team.

Richardson and his wife, Amanda, have a son, David. Richardson also has a daughter, Megan, who is a teacher in Louisiana.



JACOB HOOPS

Arkansas Assistant Director of Academics
9th Year at Arkansas
Arkansas, 2012



Jacob Hoops began working at the University of Arkansas in December of 2014 and has held several positions along the way. He currently serves as assistant director of academics, a position he has held since the summer of 2021, and works with the men's basketball and softball programs.

Hoops previously served two roles as academic counselor, working with the men's basketball and men's golf programs as well as the softball and swimming & diving programs. He began working in academics as a graduate assistant where he served the men's basketball and women's golf teams. Hoops got his start with the Razorbacks working as a football operation intern before moving to work as an intern with student-athlete development.

A native of West Fork, Ark., Hoops is a two-time graduate of the University of Arkansas. He received his bachelor's degree in sports management in 2012 and his master's of education in 2014.

Hoops is married to the former Rae-Marie Busby, who also works at the University of Arkansas.

MATT TOWNSEND

**Arkansas Head Athletic Trainer
3rd Year at Arkansas
Washington State, 2015**



Matt Townsend is in his third year at the University of Arkansas and first as a head athletic trainer.

Townsend originally came to Arkansas as an assistant athletic trainer and worked with men's and women's tennis and the spirit squads as well as assisting with the men's basketball program. He took over as the primary men's basketball athletic trainer in December of 2020 and was elevated to head athletic trainer in the summer of 2021.

Townsend successfully navigated the program through all the COVID protocols over the past two seasons (2021-22) while the Razorbacks made back-to-back runs to the NCAA Elite 8.

Prior to Arkansas, Townsend spent two seasons (2014-19) as an athletic training fellow with the Kansas Jayhawks. He also spent two seasons (2015-17) as a graduate assistant at the University of Idaho, working with the men's and women's track and field/cross country programs. While there he received his master's degree in movement and leisure science.

Townsend, a native of Mukilteo, Wash, is a 2015 graduate of Washington State, receiving his bachelor's in athletic training. He served as an intern in the summer of 2015 working with the Cougars' baseball and volleyball programs.

KRISTINA PARRISH

**Arkansas Sports Dietitian
2nd Year at Arkansas
Purdue, 2016**



Kristina Parrish is in her second season at the University of Arkansas. She serves as the sports dietitian for the men's and women's basketball programs as well as working with the volleyball and softball programs.

Parrish's role at Arkansas includes overseeing the student-athlete's overall wellness education and healthy choices program as well as consulting with the coaching staffs, athletic trainers, strength & conditioning staff and student-athletes for sound nutritional plans including team meals and fueling strategies.

Parrish came to Arkansas from East Carolina University where she was named the Pirates' first-ever Director of Sports Nutrition.

Prior to EDU, Parrish served as a sports dietitian intern at Rutgers University. She directly supervised the nutritional operations for the football, gymnastics, volleyball and women's golf programs. She also worked as a sports nutrition intern at the University of Virginia and a student associate at the Purdue University athletic dining room.

Parrish, who earned a Master of Science in nutrition and wellness from Benedictine University in 2017 and a bachelor's degree in dietetics and health from Purdue in 2016, is a member of the Academy of Nutrition and Dietetics and the Collegiate & Professional Sports Dietitians Association.

DANIEL REEVES

**Arkansas Equipment Manager
9th Year at Arkansas
Kentucky, 2005**



Daniel Reeves is in his second stint at the University of Arkansas. He was assistant equipment manager with the Olympic sports and football program (2010-14) and rejoined the Razorbacks in January 2019 as equipment manager, working with the men's and women's basketball teams as well as the men's and women's track & field programs.

Between his time at Arkansas, Reeves was at the University of Houston, serving as assistant athletics director for equipment operations (2014-18). In that role, he managed the daily workings with Nike and supervised a staff that handled all 17 intercollegiate sports at Houston.

Reeves, who is a native of Lexington, Ky, was an equipment manager at San Diego State (2008-12), working with the football, women's Golf, water polo and softball programs.

Reeves also has a variety of international and NFL experience under his belt. He served from 2006 to 2008 as a seasonal intern with the NFL's San Diego Chargers. Reeves joined the NFL Europe's Cologne Centurions as an assistant manager in 2006 and was promoted to head manager in 2007.

Reeves worked as an undergraduate at Kentucky from 2000 to 2005, receiving his bachelor's degree in kinesiology with a minor in business in 2005. Following his graduation, he worked as an intern for the NFL's Miami Dolphins.

He is married to the former Leslie Young. They have two Great Danes: Bulleit and Basil.



JAKE ALBERTUS

Arkansas Graduate Assistant
2nd Year at Arkansas
Western Michigan, 2020



- 2nd Year at Arkansas as Graduate Assistant.
- Pursuing Master's in Adult and Lifelong Learning.
- Western Michigan, 2020 (BS - Sport Management, Minor in Coaching)
- Student manager for WMU Men's Basketball 2016-2020. Served as head student manager his final two years.
- Served as a Graduate Assistant for WMU Men's Basketball for the 2020-21 season.
- Hometown: Lawrence, Mich. (Lawrence HS - 2016).

MARKUS BLACK

Arkansas Graduate Assistant
2nd Year at Arkansas
Florida A&M, 2010



- 2nd Year at Arkansas as Graduate Assistant.
- Pursuing Masters in Recreation and Sports Management.
- Florida A&M University, 2010 (BS - Graphic Design)
- Head Coach at Booker High School (2016-2021) in Sarasota, Fla.
- Four-time FACA Coach of the Year (17-19, '21), FABC 6A Coach of the Year (2018), HT Preps Coach of the Year (2018) ... Coached the team to an FHSAA Final Four appearance in his second season.
- NAACP Man of Valor Award Recipient (2018).
- Hometown: Sarasota, Fla (Booker HS - 2006).

TY McHONE

Arkansas Graduate Assistant
2nd Year at Arkansas
Charlotte, 2019



- 2nd Year at Arkansas as Graduate Assistant.
- Pursuing Master's in Adult and Lifelong Learning.
- Charlotte, 2019 (BA - Communication Studies, Double minor in Africana Studies & Religious Studies)
- Student manager, social media marketing Intern and video coordinator Intern at Charlotte.
- Player Development Coach, assisting with NBA Draft Prospects (2018 & 2019).
- Assisted at Chris Paul's Elite Guard Camp held at CP3 Basketball Academy.
- Worked as a content production assistant with the NBA during 2019 All-Star Weekend.
- Hometown: Asheville, N.C. (T.C. Roberson HS - 2014).

DOMINIC SAMANGY

Arkansas Graduate Assistant
1st Year at Arkansas
Syracuse, 2022



- 1st Year at Arkansas as Graduate Assistant.
- Pursuing Master's in Statistics and Analytics.
- Served as head student manager and data analyst for the Syracuse Men's Basketball program from 2018-2022.
- Worked as an analytics consultant for the past two NBA Draft cycles, most recently for LIFT Sports Management in 2022.
- Won the 2022 Milwaukee Bucks' Basketball Analytics Hackathon as an undergraduate student.
- Presented academic research at the MIT Sloan Sports Analytics Conference, the Carnegie Mellon Sports Analytics Conference and more.
- Twin brother Gabe, who was also a manager at St. John's (NY), is now a GA for Duquesne Men's Basketball.
- Hometown: Monaca, PA (Central Valley HS - 2018).

TREY SMITH

Arkansas Graduate Assistant
2nd Year at Arkansas
Findlay, 2020



- 2nd Year at Arkansas as Graduate Assistant.
- Pursuing Master's in Adult and Lifelong Learning.
- Western Michigan, 2020 (BS - Sport Management, Minor in Coaching)
- Student manager for - 1st Year at Arkansas as Graduate Assistant.
- Pursuing Master's in Adult and Lifelong Learning.
- Findlay, 2020 (BS - Strength and Conditioning)
- Spent one season as an assistant coach at the University of Findlay.
- Four-year letterman at the University of Findlay (2016-19). Was first team All Great-Midwest Athletic Conference and first team All-Defense following the 2018-19 season ... Lead the conference in minutes played (31.3 per game) ... Shot 43.5 percent from 3-point range as a senior and ranked sixth in his league by making 77 triples for the season.
- Hometown: Ashland, Ohio (Ashland HS - 2015). WMU Men's Basketball 2016-2020. Served as head student manager his final two years.
- Served as a Graduate Assistant for WMU Men's Basketball for the 2020-21 season.
- Hometown: Lawrence, Mich. (Lawrence HS - 2016).

CAMDEN TAYLOR

Arkansas Graduate Assistant
2nd Year at Arkansas
North Carolina A&T, 2019



- 2nd Year at Arkansas as Graduate Assistant.
- Pursuing Master's in Adult and Lifelong Learning.
- North Carolina A&T State University, 2019 (BS in Business Administration)
- Spent one year as a manager at NCAT (2019-2020) and one year as a graduate assistant at NCAT (2020-2021).
- Played on state Final Four basketball team as a senior at Eastmoor Academy High School.
- Father, Sean Taylor recorded over 300 wins as a head coach at Northland High School in Columbus, Ohio.
- Hometown: Columbus, Ohio (Eastmoor Academy HS - 2015).

REUBEN WILLIAMS

Arkansas Graduate Assistant
1st Year at Arkansas
Cal State Fullerton, 2022



- 1st Year at Arkansas as Graduate Assistant.
- Pursuing Master's in Adult and Lifelong Learning.
- Spent three seasons as an assistant coach at Long Beach Poly HS ... Assisted in player development, defensive strategy, in-game adjustments, opponent scouting and contributed to the growth of our social media accounts ... The Jackrabbits were three-time League champions ... Coached multiple players that moved on to play collegiately including McDonald's All-American Peyton Watson, who spent one season at UCLA before being a 2022 NBA first round draft pick.
- Student Manager at Cal State Fullerton for two years ... Responsibilities included player development coach and co-director of summer camps as well as assisting in the set up and breakdown of practice ... Worked with two-time, first team All-Big West Selection Kyle Allman Jr.
- AAU Coach for BTI on the Adidas circuit and West Coast Elite on the Under Armour circuit.
- Assisted in NBA predraft workouts in 2019 & 2022
- Played college basketball at Willamette University in 2017.
- Hometown: Long Beach, Calif. (Long Beach Poly HS - 2016).





CHASE BARAJAS

Arkansas Manger
2nd Year with Arkansas Basketball
Allen, Texas



JONATHAN BRYE

Arkansas Manger
2nd Year with Arkansas Basketball
Farmington, Ark.



CHARLES DANIEL

Arkansas Manger
3rd Year with Arkansas Basketballs
Little Rock, Ark.



ALEX EDMINSTON

Arkansas Manger
2nd Year with Arkansas Basketball
Prairie Grove, Ark.



JAKE GATHRIGHT

Arkansas Manger
1st Year with Arkansas Basketball
Bentonville, Ark.



WILL KLEINE

Arkansas Manger
3rd Year with Arkansas Basketball
Little Rock, Ark.



JACOB McMULLEN

Arkansas Manger
1st Year with Arkansas Basketballs
Dripping Springs, Texas



ANDREW REEG

Arkansas Manger
2nd Year with Arkansas Basketball
Lake Geneva, Wis.



RYAN REEG

Arkansas Manger
2nd Year with Arkansas Basketball
Lake Geneva, Wis.



SETH ROSENFELD

Arkansas Manger
2nd Year with Arkansas Basketball
Fayetteville, Ark.



JOSH ROBINSON

Arkansas Manger
1st Year with Arkansas Basketball
Springdale, Ark.



HAYDEN SHIELDS

Arkansas Manger
1st Year with Arkansas Basketball
Dripping Springs, Texas



DANIEL SULLIVAN

Arkansas Manger
1st Year with Arkansas Basketball
Blytheville, Ark.



JAROD SUMMONS

Arkansas Manger
3rd Year with Arkansas Basketball
Little Rock, Ark.



TURNER SYMANCYK

Arkansas Manger
2nd Year with Arkansas Basketball
Paradise Valley, Ariz.



CARSON WITHERS

Arkansas Manger
1st Year with Arkansas Basketball
Benton, Ark.



DEVO DAVIS

Has played a key role in Arkansas' Elite 8 runs in each of the last two years.



IN THIS SECTION

Roster	32-33
Ricky Council IV	34-35
Trevon Brazile.....	36-37
Davonte "Devo" Davis	38-39
Jalen Graham	40-41
Makhi Mitchell	42-43
Kamani Johnson	44-45
Makhel Mitchell	46-47
Cade Arbogast.....	48
Lawson Blake	49
Anthony Black	50
Nick Smith Jr.	51
Joseph Pinion	52
Barry Dunning Jr.	53
Jordan Walsh	54
Derrian Ford	55
Career Game-By-Game Stats (Numerically)	56-60



(Seated l-r): Ricky Council IV, Joseph Pinion, Davonte Davis, Derrian Ford, Cade Arbogast, Anthony Black, Nick Smith Jr.
(Standing l-r): Barry Dunning Jr., Jalen Graham, Trevon Brazile, Lawson Blake, Makhi Mitchell, Makhel Mitchell, Jordan Walsh, Kamani Johnson

2022-23 ARKANSAS BASKETBALL ROSTER

No.	Name	Pos.	Yr.	Ht.	Wt.	Hometown	High School/Previous School
0	Anthony Black	G	Fr. (4)	6-7	198	Duncanville, Texas	Duncanville HS
1	Ricky Council IV	G	Jr. (3)	6-6	205	Durham, N.C.	Southern Durham HS / Wichita State
2	Trevon Brazile	F	So. (3)	6-10	212	Springfield, Mo.	Kickapoo HS / Missouri
3	Nick Smith Jr.	G	Fr. (4)	6-5	185	Jacksonville, Ark.	North Little Rock HS
4	Davonte "Devo" Davis	G	Jr. (3)	6-4	185	Jacksonville, Ark.	Jacksonville HS
5	Joseph Pinion	G	Fr. (4)	6-5	190	Morrilton, Ark.	Morrilton HS
11	Jalen Graham	F	Sr. (2)	6-9	225	Phoenix, Ariz.	Mountain Pointe HS / Arizona State
12	Barry Dunning Jr.	G	Fr. (4)	6-6	195	Mobile, Ala.	McGill-Toolen Catholic HS
13	Jordan Walsh	G/F	Fr. (4)	6-7	205	Desoto, Texas	Link (Mo.) Academy
15	Makhi Mitchell	F/C	Sr. (2)	6-9	230	Washington, D.C.	Woodrow Wilson HS / Rhode Island
20	Kamani Johnson	F	Sr. (1)	6-7	230	Brooklyn, N.Y.	Holy Spirit (Ga.) Prep School / Little Rock
21	Cade Arbogast	G	Jr. (3)	6-3	180	Concord, Calif.	De La Salle HS / Lane (Ore.) CC
22	Makhel Mitchell	F/C	Sr. (2)	6-10	240	Washington, D.C.	Woodrow Wilson HS / Rhode Island
23	Derrian Ford	G	Fr. (4)	6-3	205	Magnolia, Ark.	Magnolia HS
45	Lawson Blake	F	So. (3)	6-10	235	Fayetteville, Ark.	Fayetteville HS / Link Year (Mo.) Prep

() - indicates years of eligibility remaining including this year

Head Coach: Eric Musselman (San Diego, 1987)
Assistant Coach: Gus Argenal (UC Davis, 2004)
Assistant Coach: Anthony Ruta (Arizona State, 2012)
Assistant Coach: Keith Smart (Indiana, 1995)

Director of Basketball Operations: Michael Musselman (San Diego, 2018)

Director of Internal Operations: Riley Hall (Arkansas, 2016)

Dir. of Scouting/Assistant to Head Coach: Todd Lee (South Dakota, 1986)

Special Assistant to the Head Coach: Matt Lopez (Grand Canyon, 2018)

Recruiting Coordinator: Ronnie Brewer (Arkansas, 2015)

Asst. Dir. of Operations: Caleb Cline (South Dakota, 2020)

Asst. Dir. of Recruiting & Scouting: Blake Wetherington (Murray State, 2017)

Strength & Conditioning: Dave Richardson (Louisiana-Monroe, 1989)

Athletic Trainer: Matt Townsend (Idaho, 2017)

Grad Assistants: Jake Alburtus (Western Michigan, 2020) • Markus Black (Florida A&M, 2010) • Ty McHone (Charlotte, 2019) • Trey Smith (Findlay, 2020)

Camden Taylor (North Carolina A&T, 2019) • Dominic Samangy (Syracuse, 2022) • Reuben Williams (Cal State Fullerton, 2022)

Pronunciation Guide

#22 Makhel Mitchell..... Ma-kale
#15 Makhi Mitchell Ma-KAI
#2 Trevon Brazile.....Trev-In Brazil
Gus Argenal.....Are-Gin-nall
Anthony Ruta ROO-tuh





#0 ANTHONY BLACK
Fr. • 6-7 • 198
Duncanville, Texas



#1 RICKY COUNCIL IV
Jr. • 6-6 • 205
Durham, N.C.



#2 TREVON BRAZILE
So. • 6-10 • 212
Springfield, Mo.



#3 NICK SMITH JR.
Fr. • 6-5 • 185
Jacksonville, Ark.



#4 DAVONTE DAVIS
Jr. • 6-4 • 185
Jacksonville, Ark.



#5 JOSEPH PINION
Fr. • 6-5 • 190
Morrilton, Ark.



#11 JALEN GRAHAM
Sr. • 6-9 • 225
Phoenix, Ariz.



#12 BARRY DUNNING JR.
Fr. • 6-6 • 195
Mobile, Ala.



#13 JORDAN WALSH
Fr. • 6-7 • 205
Desoto, Texas



#15 MAKHI MITCHELL
Sr. • 6-9 • 230
Washington, D.C.



#20 KAMANI JOHNSON
Sr. • 6-7 • 230
Brooklyn, N.Y.



#21 CADE ARBOGAST
Jr. • 6-3 • 180
Concord, Calif.



#22 MAKHEL MITCHELL
Sr. • 6-10 • 240
Washington, D.C.



#23 DERRIAN FORD
Fr. • 6-3 • 205
Magnolia, Ark.



#45 LAWSON BLAKE
So. • 6-10 • 225
Fayetteville, Ark.



ERIC MUSSELMAN
Head Coach



GUS ARGENAL
Assistant Coach



ANTHONY RUTA
Assistant Coach



KEITH SMART
Assistant Coach



MICHAEL MUSSELMAN
Director of Operations



RILEY HALL
Director of Internal Operations



TODD LEE
Director of Scouting/
Assistant to Head Coach



RONNIE BREWER JR.
Recruiting Coordinator



MATT LOPEZ
Special Assistant to Head Coach



BLAKE WETHERINGTON
Assistant Director of
Recruiting and Scouting



CALEB CLINE
Assistant Director of Operations






1 RICKY COUNCIL IV

G | Jr. | 6-6 | 205 | Durham, N.C. | Southern Durham HS / Wichita State

@rickythe4th
@c4_hoops

Including 2022-23, has **THREE** years of collegiate eligibility
Major: Recreation & Sport Management
Born on Aug. 3, 2001 in Durham, N.C.
The son of Rick and Ruth Council



Ricky Council IV, the 2022 American Athletic Conference Sixth Man of the Year, played two seasons at Wichita State and will have three years of eligibility remaining ... Played in 49 games with nine starts with the Shockers and scored 458 points (9.9 avg) with 223 rebounds (4.6 avg), 65 assists, 38 steals and 17 blocked shots ... Shot 43.2 percent (161-373) from the field, 33.9 percent (38-112) from 3-point and 77.6 percent (125-161) from the line ... Was teammates with Trey Wade at Wichita State in 2020-21 and the duo helped the Shockers win the AAC regular-season title and earn an NCAA Tournament berth.

2021-22 (Sophomore at Wichita State):

Voted the AAC Sixth Man of the Year ... Started eight of the 28 games but he ranked second on the team in scoring 12.0 points, tops among AAC reserves ... He led the team in scoring 10 times, including eight of the last 12 games ... Scored in double figures in 17 games, including three with 20-plus points, and had 17 games with at least five rebounds, including two double-digit efforts ... Averaged 5.4 rebounds and was second on the team with 32 steals ... Led the team in rebounding three times and assists twice ... Made 84.9% (90-of-106) of his free throws to rank third in the AAC (63rd in the NCAA) ... Made 54-of-62 at the line over his final 12 games including a 16-of-20 effort vs UCF ... 16 makes ties for 3rd on the school's single-game best and 20 attempts is third ... Made the AAC Honor Roll three times ... First (Jan. 31) scored a career-high, 31-point effort in an 84-79 win over UCF ... Scored 22 points inside the final 11:08 and his 16 free throws made were the most by a Shocker in 59 years ... Second (Feb. 7) as he scored 20 points (7-of-7 FT) with seven rebounds and three steals in a win over SMU ... Third (Feb. 21) as he recorded a double-double (17 points and 10 rebounds in a two-points, overtime loss to Houston ... His first career double-double came vs Tulane (Jan. 12) with 12 points and a career-high 15 rebounds (12 defensive) ... Tallied a career-high six assists in 23, turnover-free minutes vs Norfolk State ... In a win over Oklahoma State, hit five-straight shots, accounting for 12 of his team-high 17 points in the final 10 minutes to help WSU erase an eight-point deficit ... Pumped in 20 points in the regular-season finale win over East Carolina.

2020-21 (Freshman at Wichita State):

Named to the AAC All-Freshman Team ... Appeared in 21 of the 22 games with one start and averaged 7.1 points and 3.4 rebounds in 15.6 minutes per game ... Made 12 3's on 44 percent accuracy and was 35-of-55 at the foul line (.636) ... Drew an average of 5.03 fouls-per-40-minutes ... Was one of the league's most impactful bench scorers, averaging 18.2 points-per-40-minutes (11th-best among AAC regulars) ... One of just three players to average 20+ points-per-40 during AAC play, putting up 20.3 points over 13 conference contests ... Earned AAC Freshman of the Week honors (Jan. 10) after scoring a season-high 23 points in 23 minutes against Cincinnati - the most points by a Shocker true freshman in nearly a dozen years ... Was 8-of-11 from the field and 7-for-11 at the line with six rebounds versus the Bearcats ... Scored 11 points in 17 minutes to key an upset of No. 6 Houston ... Eight of those points came in the last six minutes of the first half, helping the Shockers erase a 12-point deficit ... Had a breakthrough performance in the conference opener at Tulsa as he produced team-highs with 13 points and eight rebounds ... Earned a spot on the Dec. 21 AAC Honor Roll by delivering another 13 points and eight boards in a weekend win over Emporia State ... Made his first career start in his sixth career game against Newman and finished with eight points.

High School:

Three-star prospect, per Rivals and 247 Sports ... No. 391 nationally in 247 Sports composite rankings and No. 18 in North Carolina ... Third team all-state (all classes) and helped lead his team to North Carolina's Class 3A state quarterfinals with a 22-6 record ... District 6 Player of the Year ... Averaged 23 points, 9.5 rebounds and 5 assists as a senior ... Finished his career with more than 1,000 points ... Coached by Greg Motley ... Honor roll student and National Honor Society nominee who graduated among the top-10 of his class ... Member of Team Felton on the Under Armor circuit in the summer of 2019 while playing for Coach Fred Cannon.

Personal:

Youngest of three boys, all named after their father ... Oldest brother, Ricky Council II, played at Providence and UMBC ... Ricky Council III, played junior college basketball at Northeastern Oklahoma A&M ... Also has an older sister, Rhianna, who played at UNCG.

DOUBLE-DOUBLES (2)

SOPHOMORE (at WSU) (2)

02/02/22 • TULANE 12 pts 15 reb
02/20/22 • HOUSTON 17 Pts 10 reb

- Led his team in Pts: 13
- Led his team in Rebs: 7
- Led his team in Assists: 2
- CAREER:
 - Double-figure Pts:..... 22
 - Double-figure Rebs:..... 2
 - Double-Doubles..... 2
 - 20-pt gms - 30-pt gms:..... 4 - 1
 - Gms with a 3PT Made:..... 27
 - Gms with 3+ 3PT Made:..... 3
 - Gms with 3+ Assists:..... 8
 - Gms with 3+ Blks:..... 0
 - Gms with 3+ Steals:..... 5
 - Gms with 5+ Rebs:..... 24

COUNCIL'S PERSONAL BESTS

POINTS
Career: 31 vs UCF (01/26/22)

FG MADE
Career: 8 (2x) last vs East Carolina (03/05/22)

FG ATTEMPTED
Career: 15 vs East Carolina (03/05/22)

3-POINT FG MADE
Career: 3 (3x) last vs UCF (01/26/22)

3-PT FG ATTEMPTS
Career: 7 (2x) last vs Memphis (01/01/22)

FT MADE
Career: 16 vs UCF (01/26/22)

FT ATTEMPTED
Career: 20 vs UCF (01/26/22)

REBOUNDS
Career: 15 vs Tulane (01/12/22)

ASSISTS
Career: 6 vs Norfolk State (12/11/21)

STEALS
Career: 4 at Cincinnati (02/17/22)

BLOCKED SHOTS
Career: 2 (2x) last at Tulane (01/29/22)

MINUTES
Career: 48:16 Houston (02/20/22)

RICKY COUNCIL IV CAREER STATISTICS																									
Year	GP	GS	Min	Avg	FG	FGA	Pct	3FG	3FGA	Pct	FT	FTA	Pct	Off	Def	Tot	Avg	PF	FO	Ast	TO	Blk	Stl	Pts	Avg
2020-21 (WSU)	21	1	327	15.6	51	121	.422	12	27	.444	35	55	.636	16	56	72	3.4	18	0	20	23	3	6	149	7.1
2021-22 (WSU)	28	8	744	26.6	110	252	.437	26	85	.306	90	106	.849	36	115	151	5.4	38	2	45	60	14	32	336	12.0
Totals	49	9	1071	21.9	161	373	.432	38	112	.339	125	161	.776	52	171	223	4.6	56	2	65	83	17	38	485	9.9



2 TREVON BRAZILE

F | So. (3) | 6-10 | 212 | Springfield, Mo. | Kickapoo HS / Missouri

@trevonbrazile2
 @thetrevonbrazile

Including 2022-23, has **THREE** years of collegiate eligibility
 Major: Communications
 Born on Jan. 7, 2002 in Springfield, Mo.
 The son of Phillip Brazile and Melissa Baldwin



Trevon Brazile (*pronounced Trev-In Brazil*) comes to Fayetteville after playing his freshman season (2021-22) with the Missouri Tigers and he will have three remaining years of eligibility remaining ... Played in 24 games with 22 starts last season and led the Tigers in blocked shots 20 times. ... Averaged 6.3 points and 5.0 rebounds and ranked third in the SEC (47th in the NCAA) in blocked shots (1.92 avg) ... Among NCAA Division I freshmen, ranked sixth in blocked shots average.

2021-22 (Fr. at Mizzou):

Missed the first eight games of the season with an undisclosed medical condition ... Came off the bench in his first two games played for the season (Eastern Illinois and at Kansas) before starting the final 22 games of the year ... Ranked third in the SEC (47th in the NCAA) in blocked shots (1.92 average) ... Was sixth among NCAA Division I freshmen in blocked shots per game ... His 1.92 blocks per game ranks third on the Missouri single-season list ... Had a blocked shot in 20 of his 24 games played ... Recorded a block in 12-straight games, including a stretch of 11-straight with multiple blocks ... Had a career-high six blocks against Illinois, which tied for the fourth-most in a single game by any Mizzou player and the third-most by any MU freshman ... Added 11 points ... Scored a season-high 15 points in the Tigers' season finale versus LSU in the SEC Tournament ... Had a season-high 10 rebounds with four blocked shots in the Tigers' regular-season finale versus Georgia, including five offensive boards ... Made a season-high 2-of-3 from 3-point range and scored 10 points with two blocked shots at Kansas. ... Recorded 11 points at LSU ... Just missed a double-double in the first-round SEC Tournament win over Ole Miss with nine points and nine rebounds ... Had a season high in free throws made and attempts (5-of-7) ... Had five-plus rebounds 14 times (including eight times with seven-plus boards).

High School:

Named a 2021 MBCA All-State selection and first team All-Ozark Conference ... Ranked the fourth-best prospect in the state of Missouri by 247 Sports and the No. 178 prospect nationally ... Won the Missouri Class 6 state championship at Kickapoo ... Averaged 13.2 points, 7.5 rebounds as a senior while shooting 73% from the field ... Averaged 11.2 points and 5.1 rebounds per game at Parkview High School as a junior.

• Led his team in Pts:	0
• Led his team in Rebs:	7
• Led his team in Assists:	0
• Led his team in Blocked Shots:	20
• CAREER: Double-figure Pts:	5
Double-figure Rebs:	1
20-pt gms - 30-pt gms:	0 - 0
Gms with a 3PT Made:	10
Gms with 3+ Assists:	1
Gms with 3+ Blks:	5
Gms with 5+ Rebs:	14

BRAZILE'S PERSONAL BESTS

POINTS	
Season: 15	vs LSU (03/10/22)
SEC: 11	at LSU (02/26/22)
FG MADE	
Season: 5 (2x)	last vs LSU (03/10/22)
SEC: 5	at LSU (02/26/22)
FG ATTEMPTED	
Season: 11	vs LSU (03/10/22)
SEC: 9	at LSU (02/26/22)
3-POINT FG MADE	
Season: 2	at Kansas (12/01/21)
SEC: 1 (7x)	vs Georgia (03/05/22)
3-PT FG ATTEMPTS	
Season: 2	at Georgia (02/02/22)
SEC: 2	at Georgia (02/02/22)
FT MADE	
Season: 5	vs Ole Miss (03/09/22)
SEC: 3	vs Tennessee (02/22/22)
FT ATTEMPTED	
Season: 7	vs Ole Miss (03/09/22)
SEC: 5	vs Alabama (01/08/22)
REBOUNDS	
Season: 10	vs Georgia (02/05/22)
SEC: 10	vs Georgia (03/05/22)
ASSISTS	
Season: 3	vs Alabama (01/08/22)
SEC: 3	vs Alabama (01/08/22)
STEALS	
Season: 2 (3x)	last vs LSU (03/10/22)
SEC: 2	vs Texas A&M (01/15/22)
BLOCKED SHOTS	
Season: 6	vs Illinois (12/22/21)
SEC: 4 (2x)	vs Georgia (03/05/22)
MINUTES	
Season: 30:16	vs LSU (03/10/22)
SEC: 28:23	at LSU (02/26/22)

TREVON BRAZILE CAREER STATISTICS																									
Year	GP	GS	Min	Avg	FG	FGA	Pct	3FG	3FGA	Pct	FT	FTA	Pct	Off	Def	Tot	Avg	PF	FO	Ast	TO	Blk	Stl	Pts	Avg
2021-22 (MIZZOU)	24	22	507	21.1	57	105	.543	10	31	.323	27	46	.587	28	92	120	5.0	30	0	18	27	46	10	151	6.3





Named the SEC First-Year Academic Honor Roll (2020-21) and the 2021-22 SEC Winter Academic Honor Roll ... Made the Department's Honor Roll (3.0-3.49 GPA) for Fall 2020, Spring 2021 and Fall of 2021.

Sophomore (2021-22):

• Named the **SEC Winter Academic Honor Roll** ... Played in all 37 games with 14 starts ... Arkansas was 14-3 when Devo was the first sub off the bench, many of those coming as Arkansas went 18-4 to close the season and reached its second straight NCAA Elite 8 ... Averaged 8.3 points and was second on the team in assists with 102 ... Was preseason 2nd team All-SEC (coaches and media) ... Scored 16 points (6-9 FG and 4-7 FT) in the win over UCA with six rebounds, three assists and two steals ... Also had a team-best +30 in 27:27 minutes played ... Had a then career-high seven assists (all in the first half) vs Little Rock ... Versus Charlotte, scored 18 points with a career-high eight assists and four rebounds ... Also, held Charlotte's leading scorer (entered at 19.6 ppg) to just 10 points on 4-of-14 shooting (0-of-5 3PT) ... Pumped in a career-high 26 points versus Oklahoma while making a career-high four 3-pointers (entered the game with just 6 career 3's made)... Was a perfect 4-of-4 at the line while adding five rebounds and three assists ... In the Elon win, became the only Power 6 player since at least 2010-11 to have a game with 6+ assists, 6+ rebounds and no field goal attempts ... Had career highs in both free throws made (9) and attempted (10) at Texas A&M while scoring 13 points, 11 in the second half as Arkansas trimmed a 17-point deficit to 1 ... Added seven assists – an SEC career high – and seven rebounds, including four offensive boards ... At LSU, played the final minute of the first half and the second half despite losing his front tooth (face hit the floor when fouled on a breakaway dunk attempt) ... Had a season-high and tied his career high with eight rebounds (four offensive) ... Sank a key 3-pointer during Arkansas' 10- run late in the second half ... Vesus #1 Auburn, was +15 (and the only Hog in double figures) in a four-point ... Had a career-high five steals and scored 10 points going 2-of-3 from 3-point range ... Led the team with +14, playing 18:29 in a 10-point win over Tennessee ... With the game tied, spurred an 11-1 run to give the Hogs a lead they would not relinquish ... Scored 19 points (7-of-10 FG • 2-of-3 3PT) with six rebounds and a team-best four assists with zero turnovers in a win at Florida ... Scored Arkansas' final five points to seal the win, including a breakaway dunk with 19 seconds left to go up seven ... Played 31:23 off the bench to help beat Kentucky ... Was 5-of-7 at the line (3-of-3 in one trip to put the Hogs up two with 5:22 left – was 2-of-4 inside the final 13 seconds to keep it a 2-possession game ... Made a key defensive rebound with five seconds left, saving the ball from going out of bounds after an Au'Diese Toney blocked shot ... Versus Vermont, had 14 points on 6-of-10 shooting ... "He saved us in the first half," said Coach Muss with his 10 points (4-of-5 FG), three assists and two steals ... Against #1 Gonzaga in the NCAA Sweet 16, scored six points, including two free throws with eight seconds left to secure a seven-point lead and the win ... Was the only Hog in double figures for Plus-Minus at +10.

Freshman (2020-21):


• Named the **SEC First-Year Academic Honor Roll** ... Played in 30 games with 17 starts, including each of the last 14 ... In the postseason (SEC/NCAA), averaged 12.3 points and was second on the team in rebound average (6.7) and assists (17) ... Hit the game-winning shot versus Oral Roberts with 3.1 seconds in the NCAA Sweet 16 ... Second on the team in deflections with 160 ... Led the team with 10 deflections at Auburn, nine versus Missouri and nine at LSU ... Added 10 vs Georgia ... On a per 40-minute basis, averaged 14.2 points and 7.5 rebounds ... 1 of 2 Razorback freshmen to ever have at least 15 points, 5 rebounds and 5 assists in a game and THE ONLY Razorback rookie to do it twice ... First, versus Georgia (01/09/21) with 20 points, seven rebounds and six assists ... Second, versus LSU (2/27/21) with 15 points, five rebounds and six assists ... Led the team with 14 points versus Southern, adding seven rebounds in just 16:20 minutes played ... Saw playing time increase at Auburn in the SEC opener due to Justin Smith injury ... Made four "game-winning" plays during a decisive 10-0 run to help secure the win: PLAY 1: With Arkansas up two, 76-74, tipped a loose rebound to Connor Vanner that led to two free throws by Moses Moody ... PLAY 2: With Arkansas



4 DAVONTE "DEVO" DAVIS
 G | Jr. | 6-4 | 185 | Jacksonville, Ark. | Jacksonville HS

@MrDevoBuckets
 @devofor3

Including 2022-23, has **THREE** years of collegiate eligibility
 Major: Recreation & Sport Management
 Born on Sept. 24, 2001, in Jacksonville, Ark.
 The son Terrie Davis and grandson of Yvette Davis



up four, 78-74, got the offensive rebound off Desi Sills FT miss that led to a JD Notae layup ... PLAY 3: With Arkansas now up six, 80-74, made a steal in what ESPN analyst Jimmy Dykes called "the best defensive play of the year" at the time ... The steal led to a fastbreak and two made free throws by Connor Vanover ... PLAY 4: With Arkansas now up eight, 82-74, sank a jumper from the left elbow as the shot clock was winding down to cap the 10-0 run ... In his first career start (vs Missouri Jan. 2), had four rebounds and three steals ... Was impressive on both ends of the floor in the win over Georgia ... Scored a season-high 20 points with seven rebounds, six assists and two steals ... Also did a good job guarding UGA point guard Sahvir Wheeler ... Had 10 deflections and tied Moses Moody with a Plus-Minus of +33 for the game ... Scored 10 points – all in the second half – in the win over Auburn (1/20) to help Arkansas erase a 12-point halftime deficit ... Came off the bench vs Ole Miss to provide a huge spark at the time as he made his first four shots with two steals that led to layups... Finished with 14 points (7-of-9 shooting) and six rebounds ... Sparked Arkansas in the first half at Oklahoma State, scoring 8 of his 13 points and getting all three of his steals ... In his fourth start, just missed a double-double with 10 points and a season-high eight rebounds with two assists versus Mississippi State ... Only scored four points and had just two rebounds at Kentucky, but impacted the game ... Led the team with +9 thanks to three assists, zero turnovers and two steals ... The last steal came on the final play to seal the win ... At Missouri, only scored eight points, but two came on a layup with 35 seconds left in overtime ... Added three assists ... Sealed the win with a blocked shot with 4.7 seconds left ... Led the team with 18 points in the win over Florida ... Added five rebounds and three assists ... In the LSU win, had 15 points, five rebounds and a season-high six assists ... Closed the regular season with a 12-point performance in the Texas A&M win, making several key baskets ... Made two critical steals down the stretch ... First, with 45 seconds left and Arkansas up one, he tipped an inbounds pass and eventually made a pass to Justin Smith for a fast break dunk ... Second, up five with eight seconds left, had a steal and fast break dunk to seal the win ... Had two solid games in the SEC Tournament as he averaged 7.0 rebounds, 4.5 assists and 2.5 steals with 15 deflections ... In the NCAA opener versus Colgate, started a 17-0 first half run with two steals and made a layup at the buzzer in the run for a 36-33 halftime lead .. Finished with 12 points, six rebounds, three assists, two steals, and career-high two blocked shots ... In the Texas Tech win, had 15 points and six rebounds ... Did not allow TTU leading scorer to get off a shot over the final 10 minutes ... Scored the game-winner versus Oral Roberts with 3.1 seconds left in the Sweet 16 win ... Finished with 16 points and tied his career high with eight rebounds ... Versus Baylor in the Elite 8, tied for the team lead in both points (14) and rebounds (6).

- Led the Razorbacks in Pts:..... 4
- Led the Razorbacks in Rebs:..... 2
- Led the Razorbacks in Assists:..... 16
- Led the Razorbacks in Steals:..... 13
- CAREER: Double-figure Pts:..... 25
- 20-pt gms:..... 2
- Gms with a 3PT FG:..... 12
- Gms with 3+ 3PT FG:..... 1
- Gms with 3+ Assists:..... 24
- Gms with 3+ Steals:..... 5
- Gms with 5+ Rebs:..... 27

DAVIS' PERSONAL BESTS

POINTS
 Career: 26 vs Oklahoma (12/11/21)
 SEC: 20 vs Georgia (01/09/21)

FG MADE
 Career: 9 (2x) vs Oklahoma (12/11/21)
 SEC: 9 vs Georgia (01/09/21)

FG ATTEMPTED
 Career: 21 vs Oklahoma (12/11/21)
 SEC: 14 (2x) last vs Florida (02/16/21)

3-POINT FG MADE
 Career: 4 vs Oklahoma (12/11/21)
 SEC: 2 (4x) last at Florida (02/22/22)

3-PT FG ATTEMPTS
 Career: 8 vs Oklahoma (12/11/21)
 SEC: 4 at Mississippi State (12/29/21)

FT MADE
 Career: 9 at Texas A&M (01/08/22)
 SEC: 9 at Texas A&M (01/08/22)

FT ATTEMPTED
 Career: 10 at Texas A&M (01/08/22)
 SEC: 10 at Texas A&M (01/08/22)

REBOUNDS
 Career: 8 (5x) last at LSU (01/15/22)
 SEC: 8 (3x) last at LSU (01/15/22)

ASSISTS
 Career: 8 vs Charlotte (12/07/21)
 SEC: 7 at Texas A&M (01/08/22)

STEALS
 Career: 5 vs Auburn (02/08/22)
 SEC: 5 vs Auburn (02/08/22)

BLOCKED SHOTS
 Career: 2 vs Colgate (03/19/21)
 SEC: 1 (3x) last at Missouri (02/13/21)

MINUTES
 Career: 38:56 vs Oklahoma (12/11/21)
 SEC: 38:52 vs Texas A&M (03/06/21)

High School:

- Was rated the 86th-best incoming freshman in the nation and the 19th-best shooting guard by ESPN.com
- Was rated the 103rd-best incoming freshman in the nation and the 15th-best combo guard by 247Sports.com Composite
- Was rated the 125th-best incoming freshman in the nation and the 29th-best shooting guard by Rivals.com
- Was rated the 153rd-best incoming freshman in the nation and the 20th-best combo guard by 247Sports.com
- 2020 Arkansas Democrat-Gazette Boys Player of the Year
- 2020 Hogville.net's Arkansas Boys High School Co-Player of the Year (with Jaylin Williams)
- 4-time All-State, including 2-time Democrat-Gazette first team All-State (all divisions)
- 2020 MaxPrep 1st Team All-State
- 2019 USA TODAY first team All-State

Averaged 21 points, 10 rebounds, eight assists and three steals per game in his senior season ... Led the Titans to a 20-5 overall record and the 5A-Central Conference title with a 13-1 mark ... Jacksonville also reached the Class 5A state championship game ... Scored in double figures every game and had 17 double-doubles in points and assists ... Even more impressive, he registered seven triple-doubles ... Earned his fourth All-State honor in 2020 and was named to the 2020 Arkansas Democrat-Gazette first-team All-Arkansas team (all classes) ... Named to the 2019 USA TODAY All-Arkansas first team as a junior as he averaged 18.5 points, 5.3 rebounds and six assists per game ... Overall, he is a four-time Arkansas Activities Association All-State selection, making the 2019 and 2020 5A team with Jacksonville HS and the 2A teams in 2017 and 2018 while playing at Jacksonville Lighthouse ... As a sophomore, Davis averaged 18.4 points, 8 assists, 7 rebounds and 2 steals ... As a freshman, Davis averaged 16 points and seven rebounds in leading Lighthouse to conference and regional championships as well as the Class 2A state semifinal ... He played for Woodz Elite in the Nike EYBL.

DAVONTE DAVIS CAREER STATISTICS

Year	GP	GS	Min	Avg	FG	FGA	Pct	3FG	3FGA	Pct	FT	FIA	Pct	Off	Def	Tot	Avg	PF	FO	Ast	TO	Blk	Stl	Pts	Avg
2020-21	30	17	716	23.9	109	229	.476	2	13	.154	34	45	.756	36	98	134	4.5	70	0	64	48	5	35	254	8.5
2021-22	37	14	1021	27.6	114	266	.429	20	74	.270	58	82	.707	42	96	138	3.7	95	1	102	67	0	35	306	8.3
TOTAL	67	31	1737	25.9	223	495	.451	22	87	.253	92	127	.724	78	194	272	4.1	165	1	166	115	5	70	560	8.4



11 JALEN GRAHAM

F | Sr. | 6-9 | 225 | Phoenix, Ariz. | Mountain Pointe HS / Arizona State

@jalengrahamm5
 @jalengrahamm

Including 2022-23, has **TWO** years of collegiate eligibility
Major: Sociology
Born on Born on April 4, 2001 in Le Grand, Calif.
The son Susie Graham



Joined the Razorback program after playing three seasons at Arizona State. Graham has two years of eligibility remaining ... Played in 73 career games at Arizona State, including 43 starts, and tallied 546 career points (7.0 avg.) with 315 career rebounds (4.4 avg.). He additionally recorded 90 blocked shots (1.2 per game).

2021-22 (Jr. at ASU):

Voted **second team All-PAC-12** as he scored 287 points - over half his career total - and dished out 50 of his 70 career assists while getting 23 of his 38 career steals ... In particular, closed the season playing his best basketball ... Over the final 18 games, scored in double figures 13 times and grabbed at least five rebounds 12 times ... While ASU was just 14-17 for the year, Graham's play helped the Sun Devils go 7-2 to close the season, including a one-point loss to Stanford in the PAC-12 Tournament ... Overall, played in 73 career games, including 43 starts, with the Sun Devils and tallied 546 career points (7.0 avg.) with 315 career rebounds (4.4 avg.) ... Additionally recorded 90 blocked shots (1.2 per game). ... Played in 29 games with 22 starts ... Ranked second on the team in rebounding (4.6 avg.) ... From Jan. 15 to Feb. 17 (11 games), led the team in rebounds seven times ... Overall, led the team in boards eight times ... Has five-plus rebounds in 12 of the final 18 games, including seven straight games to start the stretch ... Had 14 games of double-figure points including 13 of the final 18 games ... Posted a double-double in an overtime win at UCLA with 16 points and 10 rebounds while adding career-high six assists ... Also played a career-high 39:36 ... Scored a career-high 19 points (9-of-14 FG) at Southern Cal ... Led the team in both scoring (16) and rebounds (5) vs. Colorado ... Duplicated the feat with 18 points and nine rebounds in a home win over Oregon ... Had 16 points (5-6 FG and tying career highs with 6-8 FT) in the regular-season finale win over Stanford ... Turned away a season-best four blocked shots in a home win over Cal.

2020-21 (So. at ASU):

Played in 21 of 25 games (started in 19), missing multiple games due to mononucleosis ... Ranked third in the PAC-12 (63rd in the NCAA) in blocked shots (1.62) ... Had 34 total rejections ... Team's leading rebounder in seven games Had nine games of double-figure points and three double-figure rebounding games ... Had three double-doubles - at Arizona (14 pts and 11 rebs), vs. Oregon State (14 pts and 11 rebs) and vs. Washington State (11 pts and 12 rebs) - to lead the team ... His 12 boards at Washington State marked a career high as were his six offensive rebounds The 14 points at Arizona and vs. Oregon State were season highs ... Nine of his 11 rebounds vs Oregon State were on the defensive end, which marked a career high.

2019-20 (Fr. at ASU):

Played in 28 games, starting in two, and averaged 10.9 minutes per game ... Shot 42-of-61 from the field (.689) ... Had 29 blocked shots, which was the fourth-most by an ASU freshman ... Second on the team with 34 offensive rebounds and 29 blocks ... Started the first two games of the year with Romello White sidelined ... Season high of 10 points in a win over Central Connecticut State ... Seven rebounds (five offensive) in just 16 minutes in a come-from-behind win over Arizona on Jan. 25, 2020 ... Seven rebounds in win at Washington on Feb. 1 in just 16 minutes Helped lead ASU to a road win over San Francisco in just his seventh game with nine points in 14 minutes ... Season high five blocks in season opener vs. Colorado in China.

HIGH SCHOOL:

Averaged 15.2 points, 9.2 rebounds, 4.6 blocks and 2.4 assists in 19 games ... His scoring bests were 29 against Valley Vista and 25 points against Cesar Chavez while his high of 16 rebounds was in a win over Browne ... Led team to the 5A state quarterfinals.

DOUBLE-DOUBLES (4)

SOPHOMORE (at ASU)	(3)
01/25/21 • at Arizona State	14 pts 11 reb
02/14/21 • at Oregon State	14 pts 11 reb
02/27/21 • WASHINGTON STATE	11 pts 12 reb
JUNIOR (at ASU)	(1)
02/05/22 • UCLA	16 pts 10 reb

- Led his team in Pts: 3
- Led his team in Rebs: 14
- Led his team in Assists: 3
- CAREER: Double-figure Pts: 25
- Double-figure Rebs: 4
- 20-pt gms - 30-pt gms: 0 - 0
- Gms with a 3PT Made: 1
- Gms with 3+ Assists: 10
- Gms with 3+ Blks: 7
- Gms with 5+ Rebs: 27

PERSONAL BESTS

- POINTS**
Career: 19 vs Southern Cal (02/03/22)
- FG MADE**
Career: 9 vs Southern Cal (02/03/22)
- FG ATTEMPTED**
Career: 14 (2x) last vs Southern Cal (02/03/22)
- 3-POINT FG MADE**
Career: 1 vs Oregon (02/17/22)
- 3-PT FG ATTEMPTS**
Career: 2 (2x) last vs Oregon (02/17/22)
- FT MADE**
Career: 6 (2x) last vs Stanford (03/05/22)
- FT ATTEMPTED**
Career: 8 (2x) last vs Stanford (03/05/22)
- REBOUNDS**
Career: 12 vs Washington State (02/27/21)
- ASSISTS**
Career: 6 vs UCLA (02/05/22)
- STEALS**
Career: 3 (3x) last at Southern Cal (01/24/22)
- BLOCKED SHOTS**
Career: 5 vs Colorado (11/08/19)
- MINUTES**
Career: 39:36 vs UCLA (02/05/22)

JALEN GRAHAM CAREER STATISTICS


Year	GP	GS	Min	Avg	FG	FGA	Pct	3FG	3FGA	Pct	FT	FTA	Pct	Off	Def	Tot	Avg	PF	FO	Ast	TO	Blk	Stl	Pts	Avg
2019-20 (ASU)	28	2	304	10.9	42	61	.689	0	0	.000	5	14	.357	34	43	77	2.8	49	0	11	21	29	6	89	3.2
2021-22 (ASU)	21	19	512	24.4	72	131	.550	0	1	.000	26	45	.578	37	69	106	5.0	68	4	9	27	34	9	170	8.1
2019-20 (ASU)	29	22	682	23.5	124	255	.486	1	18	.056	38	72	.528	35	97	132	4.6	85	2	50	52	27	23	287	9.9
TOTALS	78	43	1498	19.2	238	447	.532	1	19	.053	69	131	.527	106	209	315	4.4	202	6	70	100	90	38	546	7.0





15 MAKHI MITCHELL

F/C | Sr. | 6-9 | 230 | Washington, D.C. | Woodrow Wilson HS / Rhode Island



@MoTheKid03
@thats_khi

Including 2022-23, has **TWO** years of collegiate eligibility
Major: Food, Nutrition & Health
Born on Jan. 31, 2000 in Washington, D.C.
The son of Maria Mitchell

Makhi (Ma-KAI) Mitchell joined the Razorback squad with his twin Makhel for 2022-23 after playing two seasons at Rhode Island and one at Maryland ... Has two seasons of eligibility remaining ... Is the older of the twins by two minutes.

2021-22 (Jr. at Rhode Island)

Led Rhode Island with 7.3 rebounds per game while ranking second on the squad in points (9.9) and blocked shots (1.39) ... Additionally ranked ninth in the Atlantic-10 in rebounding and 10th in blocked shots ... Also ranked sixth in the A-10 (88th in the NCAA) in defensive rebounds per game (5.65) ... Tallied seven double-doubles to rank sixth in the A-10 ... Had his first double-double of the year with 13 points and a career-high 18 rebounds against Bryant (11/12) ... Double-double #2 on the year included 10 points and 12 rebounds against Georgia State (11/27) ... Got his third double-double with 16 points and 10 rebounds at Milwaukee (12/13) ... Recorded his fourth double-double of the season with 12 points and 11 rebounds at Dayton (1/28) ... Had his fifth double-double of the year, getting 13 points, 13 rebounds, six assists and four blocks against Massachusetts (2/5) ... Pumped in 16 points with 11 rebounds vs Davison (2/12) to collect his sixth double-double ... Double-double #7 featured 13 points and 11 rebounds at George Washington (2/19) ... Pulled down 12 rebounds with nine points, two blocked shots and two steals against Richmond (1/25) ... Grabbed 10 rebounds, scored four points and had two steals against George Washington (1/22) ... Dished out a career-high eight assists to go with seven points, four rebounds and two blocks at Massachusetts (1/15) ... Scored 19 points, grabbed eight rebounds and blocked two shots against American International (1/2).

2020-21 (So. at Rhode Island)

Appeared in seven games, with two starts, before suffering a season-ending knee injury at Western Kentucky (12/13) ... Averaged 5.9 points and 4.9 rebounds per game ... Recorded his first career double-double with 11 points and 11 rebounds against Seton Hall (12/2) ... Made a career-best seven free throws (on eight attempts) versus South Florida (11/28).

2019-20 (Fr. at Maryland)

Appeared in 12 games, making five starts ... Averaged 3.0 points and 3.3 rebounds in 9.3 minutes per game ... Had a season-high 12 points and eight rebounds against George Mason (11/22) ... Made his collegiate debut, scoring six points and grabbing three rebounds against Holy Cross (Nov. 5).

High School

Rated a 4-star recruit via 247, ESPN, and Rivals ... Ranked the No. 2 player in Washington, D.C. via 247 ... Ranked the No. 11 center nationally via Rivals ... Ranked the No. 52 player overall via Rivals ... Ranked No. 64 in the ESPN Top 100 ... named the Under Armour Association Defensive Player of the Year in August ... Led the UAA in blocks ... Won the International Youth Basketball Spectacular with Montverde Academy (Fla.), scoring 20 points and grabbing 16 rebounds ... Coached at Woodrow Wilson by Angelo Hernandez ... Played AAU for DC Premier coach John Perry.

DOUBLE-DOUBLES (8)

SOPHOMORE (at URI)	(1)
12/02/20 • SETON HALL	11 pts 11 reb

JUNIOR (at URI)	(7)
11/12/21 • BRYANT	11 pts 18 reb
11/27/21 • GEORGIA STATE	10 pts 12 reb
12/13/21 • at Milwaukee	16 pts 10 reb
01/28/22 • at Dayton	12 pts 11 reb
02/05/22 • UMASS	13 pts 13 reb
02/12/22 • DAVIDSON	16 pts 11 reb
02/19/22 • at George Washington	13 pts 10 reb

- Led his team in Pts: 4
- Led his team in Rebs: 17
- Led his team in Assists: 4
- Led his team in Blocked Shots: 14
- CAREER: Double-figure Pts: 19
- Double-figure Rebs: 11
- 20-pt gms - 30-pt gms: 0 - 0
- Gms with a 3PT Made: 7
- Gms with 3+ Assists: 6
- Gms with 3+ Blks: 6
- Gms with 5+ Rebs: 27

- MAKHI'S PERSONAL BESTS**
- POINTS**
Career: 19 vs American Int'l (01/02/22)
- FG MADE**
Career: 7 (2x) last vs American Int'l (01/02/22)
- FG ATTEMPTED**
Career: 12 at VCU (02/08/22)
- 3-POINT FG MADE**
Career: 1 (7x) last vs Duquesne (03/09/22)
- 3-PT FG ATTEMPTS**
Career: 3 at Saint Joseph's (03/05/22)
- FT MADE**
Career: 8 vs George Mason (11/22/19)
- FT ATTEMPTED**
Career: 12 (2x) last vs G. Washington (01/22/22)
- REBOUNDS**
Career: 18 vs Bryant (11/21/21)
- ASSISTS**
Career: 8 at UMass (01/15/22)
- STEALS**
Career: 3 (2x) last at VCU (02/08/22)
- BLOCKED SHOTS**
Career: 6 vs Saint Louis (03/03/22)
- MINUTES**
Career: 30:39 at Geo Washington (02/19/22)

MAKHI MITCHELL CAREER STATISTICS

Year	GP	GS	Min	Avg	FG	FGA	Pct	3FG	3FGA	Pct	FT	FTA	Pct	Off	Def	Tot	Avg	PF	FO	Ast	TO	Blk	Stl	Pts	Avg
2019-20 (MD)	12	6	111	9.2	12	34	.353	0	0	.000	12	22	.545	10	29	39	3.3	19	0	2	8	8	2	36	3.0
2021-22 (URI)	7	2	112	16.1	12	26	.462	0	0	.000	17	28	.607	6	28	34	4.9	22	1	2	10	4	4	41	5.9
2019-20 (URI)	31	27	749	24.1	121	232	.522	7	23	.304	59	113	.522	50	175	225	7.3	91	2	48	87	43	30	308	9.9
TOTALS	50	34	972	19.4	145	292	.497	7	23	.304	88	163	.540	86	232	298	6.0	132	3	52	105	55	36	385	7.7



20 KAMANI JOHNSON

F | Sr. | 6-7 | 230 | Brooklyn, N.Y. | Holy Spirit (Ga.) Prep School / Little Rock



@KamaniJohnson20
@kamani_johnson

Including 2022-23, has **ONE** year of collegiate eligibility
Major: Communications
Born on Mar. 10, 2000 in Brooklyn, N.Y.
The son of Makini Campbell

2021-22 (Redshirt Junior at Arkansas):

Played in 26 games with one start (vs Missouri at home) ... Averaged 6.4 points and 4.8 rebounds ... Had 69 total rebounds (34 offensive and 35 defensive) ... His lone start was the beginning of the Razorbacks' strong second half, going 18-4 and reaching the NCAA Elite 8 ... Was injured during that Missouri game, missing the next two and being limited over the next three upon his return ... GWU: Had six rebounds in eight minutes ... Cincy: Turned in four solid minutes in the first half with two rebounds and a blocked shot ... Elon: Led the team with a season-high seven rebounds ... Blocked a career-high three shots ... Attempted 13 free throws in just 16:32 minutes played ... Scored a season-high 15 points, his best as a Razorback ... Became the fourth Razorback player since 1996-97 to get 15+ points, 7+ rebounds and 3+ blocks off the bench, along with Connor Vanover, Daniel Gafford (2x) and Darian Townes (2x) (HogStats) ... @ A&M: Had his best overall game as a Razorback and provided a spark as the Hogs trimmed a 17-point deficit to a minute to play ... Led the team with a Plus-Minus of 7 in 18:30 played ... Grabbed eight rebounds - four offensive and four defensive - and made 5-of-6 at the line ... Added an assist, steal and blocked shot while taking his first charge of the season ... Mizzou: Earned his first start as a Razorback and played well in his 8:45 before leaving the game with an ankle injury ... In his short time, was 2-of-3 from the field with four rebounds and carried a +18 ... @ Ole Miss: Was productive in his seven minutes with three rebounds, including an offensive tip-in, and a blocked shot ... @ Georgia: Helped Arkansas take control of the game with Jaylin Williams out with foul trouble in the first half ... Was 2-of-2 from the field with four rebounds, an assist and drew a charge as Arkansas went from down one (36-35) to up five ... Miss State: Once again, played valuable minutes when Jaylin Williams was battling foul trouble ... Had seven points with six rebounds (four offensive) and two assists ... @ Alabama: Grabbed four rebounds (all offensive) ... Kentucky: Only played 7:51, but had some big plays in his short time ... First, down one with 8:24 left, Kentucky got a rebound but Johnson stole the ball and found Stanley Umude for a 3-pointer ... Later, down one again with 7:14 left, Johnson got an offensive rebound that led to another Umude triple ... LSU: Only had one rebound but it was one of the biggest plays of the game ... Grabbed an offensive board with 46 seconds left and was fouled ... Made 1-of-2 free throws to get the Hogs to within one (76-75) ... @ Tennessee: Led the team and tied his season and SEC highs with eight rebounds, including five offensive ... Also drew eight fouls (in 24:25 played) and was 4-of-8 at the free throw line ... Added two steals ... Overall, had a season-high eight defensive ball touches.

2020-21 (Junior at Arkansas):

Signed with Arkansas on Oct. 26, 2020, and joined the team on Dec. 19, 2020 ... Sat out the season per NCAA transfer rules.

2019-20 (Sophomore at UALR):

Third team All-Sun Belt selection ... Two-time Sun Belt Conference Player of the Week (Jan. 6 and Feb. 4) ... Played in all 31 games with 28 starts for the Trojans, averaging 11.0 points, 6.7 rebounds and 2.2 assists per game ... Tied for fifth in the Sun Belt in rebounds per game and was second in offensive rebounds per game (3.0) ... His 144 free throws made ranked sixth in program history for a single season ... In the NCAA, ranked 26th in free throw attempts with a Sun Belt-best 198 and ranked 49th in free throws made (144) ... Ranked second on the team with 207 total rebounds, leading the Trojans with 94 offensive boards ... Finished in double figures 15 times on the year with five double-doubles ... Set career-highs with 32 points and 16 rebounds, going 14-of-19 from the free throw line in the win at Arkansas State (Feb. 22) ... Notched 30 points with 13 rebounds, including a 14-for-16 mark at the free throw line, and five assists in the win over UT Arlington (Jan. 4) ... Ended the year with 24 points and nine rebounds at Georgia State (Mar. 3) ... Scored 19 points with seven rebounds in the win at Louisiana (Dec. 21) ... Notched a 17-point, 12-rebound double-double in the win over Alcorn State (Nov. 27) ... Registered his first double-double of the season at Memphis (Nov. 20), finishing with 10 points and 11 rebounds with four assists ... Nearly added another double-double in the win over Tennessee State (Dec. 10), finishing with 17 points and nine rebounds with five assists ... Closed the year with a season-high six assists, adding 12 points and six rebounds, in the win against Appalachian State (Feb. 1).

2018-19 (Freshman at UALR):

Played in 27 games with 15 starts as a true freshman ... Averaged 5.1 points and 4.8 rebounds in 19.2 minutes per game ... Shot 55.2% from the floor, ranking second on the team ... Scored in double figures on five occasions, led by his season-high 15 points with six rebounds in the win at South Alabama (Feb. 9) ... Scored 12 points with seven boards against South Alabama (Jan. 12) ... Finished with 11 points each against Troy (Jan. 10) and at UT Arlington (Jan. 19), grabbing seven rebounds in both games ... Finished with 10 points at Georgetown (Dec. 22) ... Pulled down a season-high 12 rebounds at Central Arkansas (Nov. 28) with eight points ... Ended the year with 13 blocks, swatting a pair in the win at the Jaguars (Feb. 9) ... Also finished with 37 assists and 14 steals.

Prior to Little Rock:

Brooklyn native that spent two years at Montverde Academy in Florida, leading the Cougars to a state championship ... Played his senior season at Holy Spirit Prep School in Atlanta, averaging 17 points, nine rebounds, three assists and 1.5 blocks ... He is the younger brother of former Kentucky center Dakari Johnson.

DOUBLE-DOUBLES (4)

SOPH (4) @ LITTLE ROCK

11/27/19 • ALCORN STATE	17 pts	12 reb
01/02/20 • TEXAS STATE	15 pts	10 reb
01/04/20 • UT ARLINGTON	30 pts	13 reb
02/22/20 • at Arkansas St.	32 pts	16 reb

^ - Back-to-Back games

- Led his team/ARK in Pts: 5 / 0
- Led his team/ARK in Rebs: 12 / 2
- Led his team/ARK in Assists: 7 / 0
- Led his tm/ARK in PTS+REB Same Gm: ... 3 / 0
- Led his tm/ARK in P•R•A Same Gm: ... 2 / 0
- CAREER: Double-figure Pts: 20 / 0
- Double-figure Rebs: 7 / 0
- 20-pt gms - 30-pt gms: 3 - 2
- Gms with a 3PT Made: 0 / 0
- Gms with 3+ Assists: 17 / 0
- Gms with 5+ Rebs: 41 / 4

JOHNSON'S PERSONAL BESTS

POINTS
Career: **32** at Arkansas State (02/22/20)
SEC: 7 (2x) last vs Miss State (02/05/22)

FG MADE
Career: **9** at Arkansas State (02/22/20)
SEC: 3 vs Mississippi State (02/05/22)

FG ATTEMPTED
Career: **13** at Memphis (11/20/19)
SEC: 5 vs Mississippi State (02/05/22)

3-PT FG ATT
Career: **1 (2x)** last at Memphis (11/20/19)
SEC: --

FT MADE
Career: **14** at Arkansas State (02/22/20)
SEC: 5 at Texas A&M (01/08/22)

FT ATTEMPTED
Career: **16** at Arkansas State (02/22/20)
SEC: 8 at Tennessee (03/05/22)

REBOUNDS
Career: **20** at Arkansas State (02/22/20)
SEC: 8 (2x) last at Tennessee (03/05/22)

ASSISTS
Career: **6** vs App State (02/01/20)
SEC: 2 vs Mississippi State (02/05/22)

STEALS
Career: **3** vs Arkansas State (02/02/19)
SEC: 1 (2x) last vs Kentucky (02/26/22)

BLOCKED SHOTS
Career: **3** vs Elon (12/21/21)
SEC: 1 at Texas A&M (01/08/22)


MINUTES
Career: **38:42** vs UT Arlington (01/04/20)
SEC: 18:30 at Texas A&M (01/08/22)

KAMANI JOHNSON CAREER STATISTICS																									
Year	GP	GS	Min	Avg	FG	FGA	Pct	3FG	3FGA	Pct	FT	FTA	Pct	Off	Def	Tot	Avg	PF	FO	Ast	TO	Blk	Stl	Pts	Avg
2018-19 (UALR)	27	15	519	19.2	53	96	.552	0	1	.000	33	65	.508	51	79	130	4.8	85	5	37	41	13	14	139	5.1
2019-20 (UALR)	31	28	860	27.7	98	191	.513	0	1	.000	144	198	.727	94	113	207	6.7	99	5	68	67	15	23	340	11.0
2021-22 (ARK)	26	1	203	7.8	18	29	.621	0	0	.000	23	43	.535	34	35	69	2.7	37	0	7	16	10	6	59	2.3
TOTAL	84	44	1582	18.8	169	316	.535	0	2	.000	200	306	.654	179	227	406	4.8	221	10	112	124	38	43	538	6.4



22 MAKHEL MITCHELL

F/C | Sr. | 6-10 | 240 | Washington, D.C. | Woodrow Wilson HS / Rhode Island



@makhelmitchell
@_kheill

Including 2022-23, has **TWO** years of collegiate eligibility
Major: Food, Nutrition & Health
Born on Jan. 31, 2000 in Washington, D.C.
The son of Maria Mitchell

Makhel (Ma-Kale) Mitchell joined the Razorback squad with his twin Makhi for 2022-23 after playing two seasons at Rhode Island and one at Maryland ... Has two seasons of eligibility remaining ... Is the younger of the twins by two minutes.

2021-22 (Jr. at Rhode Island)

Led the team in scoring (10.7) and blocked shots (74) while ranking second in rebounding (5.6) ... Led the Atlantic 10 - and ranked 25th in the NCAA - in blocked shots (2.39) ... Recorded his fourth career double-double with 12 points, 10 rebounds and two blocks at VCU (2/8)

Had a season-high 20 points along with six boards and three blocked shots against Tulsa (12/20) ... Matched his season high with 20 points to go with five rebounds and four blocked shots at Massachusetts (1/15) ... Set a career high with eight blocked shots, with eight points and seven rebounds, against Boston College (11/17) ... Had 13 points, nine rebounds, four blocks and three steals at Fordham (2/2) ... Had 10 points, seven rebounds and four blocked shots against Richmond (1/25) ... Scored 11 points, grabbed seven rebounds, blocked six shots and had two assists against George Washington (1/22) ... Scored 19 points, grabbed five rebounds and had two assists with two blocked shots at Davidson (1/8) ... cored 17 points, grabbed seven rebounds and blocked five shots against Bryant (11/12).

2020-21 (So. at Rhode Island)

Started 23 of the 25 games he played ... Averaged 9.6 points and 5.6 rebounds per game ... Led team with 42 blocked shots, ranking fourth in the A-10 and 51st in the NCAA with his average of 1.68 ... Had three double-doubles including 16 points and a career-high 12 rebounds against Dayton (2/18); 16 points and a then career-high 11 rebounds at Duquesne (1/20); 14 points and 10 rebounds against George Mason (1/16) ... His first and second career double-doubles came in back-to-back games ... Scored a career-high 23 points and had six rebounds at Massachusetts (1/13) ... Scored 14 points, grabbed eight rebounds and blocked two shots at George Washington (2/21)

Scored 10 points and grabbed eight rebounds at Saint Louis (2/10) ... Had 13 points and a season-high five blocked shots against Massachusetts (2/6) ... Scored 10 points, grabbed seven rebounds, dished out three assists and blocked three shots against VCU (2/3) ... Had 12 points, six rebounds and one block at Dayton (1/30) ... Scored 11 points, had four rebounds and blocked two shots at La Salle (1/27) ... Scored 15 points with eight rebounds against Saint Joseph's (1/3) ... Scored 12 points, grabbed six rebounds, blocked two shots and had two steals against Davidson (12/18) ... Made his first career start and had 11 points and four blocks against South Florida (11/28).

2019-20 (Fr. at Maryland)

Appeared in 10 games as a reserve ... Averaged 1.0 points and 1.3 rebounds in 6.8 minutes per game ... Blocked three shots against Seton Hall (12/19) ... Made his collegiate debut against Holy Cross, scoring two points and grabbing two rebounds (11/5)/

High School

Rated a 4-star recruit via Rivals and 3-star recruit via ESPN and 247 ... Ranked the No. 18 center in the 2019 recruiting class via Rivals ... Ranked the No. 107 player nationally via Rivals ... Ranked the No. 3 player in Washington, D.C. via 247 ... Played a national schedule with Montverde Academy (Fla.) in 2017-18 ... Played for DC Premier on the AAU circuit ... Won the International Youth Basketball Spectacular with Montverde Academy ... Coached at Woodrow Wilson by Angelo Hernandez ... Played AAU for DC Premier coach John Perry.

DOUBLE-DOUBLES (4)

SOPHOMORE (at URI) (3)

01/16/21 • GEORGE MASON	^ 14 pts	10 reb
01/20/21 • at Duquesne	^ 16 pts	11 reb
02/16/21 • DAYTON	16 pts	12 reb

JUNIOR (at URI) (1)

02/08/22 • at VCU	12 pts	10 reb
-------------------	--------	--------

^ - Consecutive games

- Led his team in Pts:13
- Led his team in Rebs:13
- Led his team in Assists:8
- Led his team in Blocked Shots:35
- CAREER: Double-figure Pts:30
- Double-figure Rebs:4
- 20-pt gms - 30-pt gms:3 - 0
- Gms with a 3PT Made:0
- Gms with 3+ Assists:4
- Gms with 3+ Blks:18
- Gms with 5+ Rebs:33

MAKHEL'S PERSONAL BESTS

POINTS
Career: 19 vs American Int'l (01/02/22)

FG MADE
Career: 7 (2x) last vs American Int'l (01/02/22)

FG ATTEMPTED
Career: 12 at VCU (02/08/22)

3-POINT FG MADE
Career: 1 (7x) last vs Duquesne (03/09/22)

3-PT FG ATTEMPTS
Career: 3 at Saint Joseph's (03/05/22)

FT MADE
Career: 8 vs George Mason (11/22/19)

FT ATTEMPTED
Career: 12 (2x) last vs G. Washington (01/22/22)

REBOUNDS
Career: 18 vs Bryant (11/21/21)

ASSISTS
Career: 8 at UMass (01/15/22)

STEALS
Career: 3 (2x) last at VCU (02/08/22)

BLOCKED SHOTS
Career: 6 vs Saint Louis (03/03/22)

MINUTES
Career: 30:39 at Geo Washington (02/19/22)

MAKHEL MITCHELL CAREER STATISTICS

Year	GP	GS	Min	Avg	FG	FGA	Pct	3FG	3FGA	Pct	FT	FTA	Pct	Off	Def	Tot	Avg	PF	FO	Ast	TO	Blk	Stl	Pts	Avg
2019-20 (MD)	10	0	67	6.7	4	8	.500	0	0	.000	2	4	.500	8	15	23	2.3	9	0	2	3	4	2	10	1.0
2021-22 (URI)	25	23	558	22.3	97	186	.522	0	2	.000	45	96	.469	47	92	139	5.6	87	7	22	49	42	10	239	9.6
2019-20 (URI)	31	27	821	26.5	135	269	.502	0	7	.000	62	118	.525	34	139	173	5.6	86	3	40	59	74	23	332	10.7
TOTALS	66	60	1446	21.9	236	463	.510	0	9	.000	109	218	.500	89	246	335	5.1	182	10	64	111	120	35	581	8.0



21 CADE ARBOGAST

G | Jr. | 6-3 | 180 | Concord, Calif. | De La Salle HS / Lane (Ore.) CC

@makhelmitchell
 @cadedarbogast

Including 2022-23, has **THREE** years of collegiate eligibility
Major: Communications
Born on Aug. 23, 2000 in Walnut Creek, Calif.
The son of Peter and Carol Arbogast




2021-22 (So. at Arkansas):

Came to Arkansas as a walkon but earned a scholarship on Jan. 21 (watch) ... Played in four games, including the NCAA second-round win over New Mexico State ... Grabbed three rebounds and added an assist in the win at Georgia.

Prior to Arkansas:

Played one season at Lane (Ore.) Community College and spent his true freshman season at the University of Oregon ... At Lane CC, Program played a COVID-shortened season ... Played in seven games, averaging nine points and shooting 45 percent from 3-point range ... **High School:** Earned second team All-East Bay Athletic League as a senior at De La Salle ... Played for head coach Justin Argenal, brother of Razorback assistant Gus Argenal, at De La Salle ... Averaged 10 points, three rebounds and two assists while shooting 40 percent from 3-point range as a senior.



45 LAWSON BLAKE

F | So. | 6-10 | 235 | Fayetteville, Ark. | Fayetteville HS / Link Year (Mo.) Prep

@makhelmitchell
 @cdearbogast

Including 2022-23, has **THREE** years of collegiate eligibility
Major: Exercise Science
Born on an. 3, 2002 in San Antonio, Texas
The son of Larry and Allison Blake



2021-22 (Fr. at Arkansas):

Made the team as a walkon ... Played in five games, including Arkansas' second-round NCAA Tournament win over New Mexico State.

Prior to Arkansas:

Reclassified for 2020-21 and played his senior season at Link Year Prep, the same prep school that produced Razorback All-America Mason Jones ... Averaged 13 points and seven rebounds at Link Year ... As a junior at Fayetteville HS, averaged four points and three rebounds to help the Bulldogs to a 21-9 record.





0

ANTHONY BLACK

G | Fr. | 6-7 | 198 | Duncanville, Texas | Duncanville HS



@AnthonyBlack24_
 @xanthonyblack

Including 2022-23, has **FOUR** years of collegiate eligibility
Major: TBA (Arts & Sciences)
Born on Jan. 20, 2004 in Las Colinas, Texas
The son of Terry and Jennifer Black

- Listed as the **#1 point guard in the nation by 247Sports**
- Part of the 2022 Razorback signing class that ranked #2 nationally and the top-rated class in school history with six players on the ESPN and SI top 100 lists
- Member of gold-medal-winning **USA Basketball Men's U18 National Team** for the 2022 FIBA Americas U18 Championship (Tijuana, Mexico)
 - ^ Among those on Team USA who played in each game, led the way with 7.8 rebounds and 4.2 assists per game over 19.9 minutes ... His 47 total rebounds, 25 assists and 12 blocks were also team highs ... Also tied for the team lead with 11 steals.
 - ^ Highlights included a 10-point, 11-rebound double-double against Puerto Rico to close group play and another 11-rebound outing in the quarterfinal win over Mexico ... In the semifinal round against Argentina, Black blocked five shots, tying a USA Basketball Men's U18 single-game record set by James Banks in 2016.
- Member of **USA Basketball's 2022 USA Nike Hoop Summit Team**.
- **McDonald's All-American** and played in the McDonald's All-American game where he announced he would attend Arkansas
- Played in the **Iverson Classic**
- **MaxPreps All-American** (HM)
- Jersey Mike's Naismith High School Player of the Year Watch List
- Rated #3 player from the state of Texas by ESPN and 247Sports (behind fellow signee Jordan Walsh)
- Earned TABC All-State honors in 2022
- Led Duncanville to the 2022 Texas 6A state championship ... Named Texas 6A State Tournament MVP thanks to scoring 17 points in the 69-49 title game win over McKinney
- 2022 District 11-6A Offensive Player of Year
- Played just 15 regular-season games as a senior due to transfer regulations, but averaged 13.5 points, 5.8 rebounds, 4.0 assists and 2.2 steals
- Duncanville was 35-1 ... In the final national polls, ranked No. 1 by MaxPreps, No. 2 in both the SB Live/Sports Illustrated Power 25 and ESPN national rankings and No. 3 in USA TODAY Sports Super 25
- Began high school career at Coppell HS where he was a second-team all-area selection as a junior ... Averaged 16.3 points, 6.8 rebounds, 3.5 assists and 2 steals per game
- Was also a 3-Star recruit as a wide receiver getting offers from Arkansas, Baylor and Texas among others
- His father, Terry Black, is in the Baylor Sports Hall of Fame (2015) as a standout for the basketball program ... His mother, Jennifer, played soccer at Texas and Baylor.

NATIONAL RECRUITING RANKINGS

- #8 on the SI99 All-American list
- **247Sports** ★★★★★ #14 nation #1 PG
- **ESPN** ★★★★★ #15 nation #8 SF
- **247Composite** ★★★★★ #17 nation #2 PG
- **Rivals** ★★★★★ #19 nation #5 SG




3 NICK SMITH JR.

G | Fr. | 6-5 | 185 | Jacksonville, Ark. | North Little Rock HS

@ntsmith1402
@lif3nick



Including 2022-23, has **FOUR** years of collegiate eligibility
Major: Recreation a& Sport Management
Born on April 18, 2004 in Jacksonville, Ark.
The son of Nicholas Sr. and Candace Smith



- 2022 USA TODAY National High School Boy's Basketball Player of the Year
- The overall top rated high school prospect by 247Sports and consensus top-3 player in the country
 - Top rated combo guard in the nation by 247Sports
 - Top rated point guard in the nation by Rivals
 - Top rated shooting guard in the nation by ESPN
- Part of the 2022 Razorback signing class that ranked #2 nationally and the top-rated class in school history with six players on the ESPN and SI top 100 lists.
- Member of USA Basketball's 2022 USA Nike Hoop Summit Team
- 1 of 5 finalist for the Jersey's Mike's Naismith HS Boys Player of the Year
- McDonald's All-American
- Played in the Jordan Brand Classic and was named co-MVP as he scored 27 points (5-of-7 3PT) with four assists and three rebounds.
- 2022 Consensus 1st Team All-American (Jersey Mike's Naismith • MaxPreps • Sports Illustrated)
- Two-time (2021 and 2022) MaxPreps Arkansas High School Basketball Player of the Year
- 1 of the top 3-highest rated players to ever sign with Arkansas trailing Corliss Williamson (ranked #1 or #2 by all the recruiting services) and Al Jefferson (ranked #3 by 247Sports and #4 by Rivals in 2004).
- #3 in the 2023 NBA Mock Draft (#1 college player) by both ESPN and NBADraftRoom.com
- Consensus #1 player from Arkansas by the recruiting websites
- Two-time Arkansas Democrat-Gazette All-Arkansas Preps (all divisions) Player of the Year (2021 and 2022)
- As a senior, averaged 26.5 points, 8.0 rebounds and 7.3 assists
- Named 6A championship MVP as he led North Little Rock (27-3) to the state title ... Scored 25 points with six rebounds and five assists in the 65-47 win over Bentonville in the final ... Added 24 points and eight assists in the 58-40 semifinals vs LR Central
- In the summer of 2021, led Brad Beal Elite AAU team to a 6-2 record and the finals of Peach Jam while averaging 18.6 points, 3 rebounds and 3 assists per game ... Scored 31 points (10-of-18 shooting) in the championship game and became the first player since NBA star Michael Porter Jr. to score more than 30 in the finals
- As a junior, averaged 25 points, 5 rebounds and 4 assists
- 2020 Arkansas Democrat-Gazette All-Arkansas Preps Underclassman of the Year ... Averaged 21.3 points, 3 rebounds and 3 steals
- Played at Sylvan Hills as a junior and sophomore

NATIONAL RECRUITING RANKINGS

- #2 on the SI99 All-American list
- 247Sports ★★★★★ #1 nation #1 CG
- Rivals ★★★★★ #2 nation #1 PG
- ESPN ★★★★★ #3 nation #1 SG
- 247Composite ★★★★★ #3 nation #2 CG






5

JOSEPH PINION

G | Fr. | 6-5 | 190 | Morrilton, Ark. | Morrilton HS

@josephpinion2
 @josephpinion1

Including 2022-23, has **FOUR** years of collegiate eligibility
Major: TBA (Arts & Sciences)
Born on Nov. 17, 2003 in Russellville, Ark.
The son of Craig and Gail Pinion



- **McDonald's All-American Nominee**
- Part of the 2022 Razorback signing class that ranked #2 nationally and the top-rated class in school history with six players on the ESPN and SI top 100 lists
- Two-time (2021 and 2022) Arkansas Democrat-Gazette first team All-Arkansas Preps (all divisions)
- 2022 runner-up for Class 4A Player of the Year by the Arkansas Basketball Coaches Association
- Two-time first team 4A All-State selection (2021 and 2022)
- As a senior, averaged 24.3 points, 9.0 rebounds, 2.7 steals and 2.1 blocked shots while shooting 88% from the free throw line.
- Played for Arkansas vs Tennessee in the ninth annual Mike Conley Challenge
- Led Morrilton to the 2021 Class 4A title game as a junior
- Averaged 17.2 points, 6.4 rebounds, 3 assists, 2 steals and 1 block per game as a junior ... Shot 58% from two-point range, 40 percent from three and 74 percent at the free throw line
- As a sophomore, averaged 18 points, 7.9 rebounds, 1.3 assists, 1.6 steals and 1.4 steals ... As a freshman, averaged 12.3 points, 4.4 rebounds, 2 assists, 1 steal and 1 block

NATIONAL RECRUITING RANKINGS

- #95 on the SI99 All-American list
- 247Composite ★★★★★ #94 nation #23 SF
- ESPN ★★★★★ #89 nation #17 SG
- Rivals ★★★★★ #131 nation #33 SF
- 247Sports ★★★ #142 nation #32 SF





12 BARRY DUNNING JR.

G | Fr. | 6-6 | 195 | Mobile, Ala. | McGill-Toolen Catholic HS

@BarryDunning6
 @bohandbz

Including 2022-23, has **FOUR** years of collegiate eligibility
Major: TBA (Education)
Born on Oct. 26, 2003 in Mobile, Ala.
The son of Barry Sr. and Heather Dunning



- McDonald's All-American Nominee
- Two-time Gatorade Alabama Player of the Year (2021 & '22)
- 2022 MaxPreps Alabama Player of the Year
- Part of the 2022 Razorback signing class that ranked #2 nationally and the top-rated class in school history with six players on the ESPN and SI top 100 lists.
- Rated #1 player in the state of Alabama by ESPN, 247Composite, 247Sports
- 2022 Alabama Mr. Basketball and 1st team All-State by the Alabama Sports Writers Association
- 2022 AL.com Coastal Alabama Player of the Year
- Three-time 6A first-team All-State selection by ASWA
- Twice (2021 and 2022) voted to the ASWA Super All-State Team (1 of 5 statewide players across all divisions)
- Led McGill-Toolen to the 2022 6A semifinals, posting 25 points, 18 rebounds and 3 steals in the loss
- As a senior, averaged 25.3 points and 12.9 rebounds while averaging 3.3 steals, 2.6 assists and 1.7 blocks
- Named the Alabama MVP in the 2022 Alabama-Mississippi All-Star Classic ... Finished with 22 points, 12 rebounds and 7 assists in Alabama's 96-89 victory
- Averaged 21.5 points and 11.3 rebounds per game as a junior for the Yellow Jackets ... Also recorded 3.1 assists, 2.1 steals and 1.8 blocks per game
- Has launched a non-profit that focuses on the mental health of athletes

NATIONAL RECRUITING RANKINGS

- #73 on the S199 All-American list
- ESPN ★★★★★ #74 nation #21 SF
- 247Composite ★★★★★ #91 nation #22 SF
- 247Sports ★★★ #126 nation #28 SF
- Rivals ★★★ #134 nation #36 SF





13 JORDAN WALSH

G/F | Fr. | 6-7 | 205 | Desoto, Texas | Link (Mo.) Academy

@jordanwalshlife
 @jordanwalshlife



Including 2022-23, has **FOUR** years of collegiate eligibility
Major: TBA (Arts & Sciences)
Born on Mar. 3, 2004 in Dallas, Texas.
The son of John and Sandra Walsh



- **Consensus top 25 player overall, top-7 small forward and 5-Star**
- Part of the 2022 Razorback signing class that ranked #2 nationally and the top-rated class in school history with six players on the ESPN and SI top 100 lists.
- **McDonald's All-American**
- **Played in the Jordan Brand Classic**
- **All-American:**
 - MaxPreps (3rd team)
 - Sports Illustrated (3rd team)
 - Jersey Mike's Naismith (HM)
- **2022 MaxPreps Missouri High School Basketball Player of the Year**
- **Rated #1 player from Texas by ESPN and #2 in the state by 247Sports**
- As a senior, averaged 15.3 points, 7.2 rebounds and 3.1 assists
- Link Academy was runner-up in the GEICO Nationals ... Beat Oak Hill (81-67) and Prolific Prep (60-53) to reach the finals ... Lost to Montverde Academy (60-49) in the championship ... Versus Oak Hill, was 9-of-10 FG and scored 23 points with eight rebounds and seven assists ... In the semis, had 17 points (5-8 FG, 6-6 FT) with seven rebounds and three steals
- 2021 4A All-State as named by the Texas Association of Basketball Coaches
- In the summer of 2021, played for Drive Nation program on the Nike EYBL circuit and averaged 12.3 points, 7.4 points and 3.3 assists while shooting better than 50% inside the arc ... Tallied three double-doubles, including a 17-point, 10-rebound, 4-assist effort
- As a junior at Oak Cliff's Faith and Family Academy, averaged 18 points, 11 rebounds, five assists, 2.4 steals and 2.3 blocks per game for a squad that finished 25-6 and advanced to the Class 4A state semifinals
- Also led the Eagles to the state semifinals as a sophomore before the remainder of the state tournament was canceled due to COVID-19
- As a freshman, led Faith and Family to a 36-6 record and its first Class 4A state title ... In fact, his dunk just before the final buzzer provided the 53-51 victory against Liberty Hill

NATIONAL RECRUITING RANKINGS

- **#25 on the SI99 All-American list**
- **ESPN** ★★★★★ **#11 nation** **#4 SF**
- **247Composite** ★★★★★ **#18 nation** **#7 SF**
- **247Sports** ★★★★★ **#19 nation** **#7 SF**
- **Rivals** ★★★★★ **#24 nation** **#7 SF**



23 DERRIAN FORD

G | Fr. | 6-3 | 205 | Magnolia, Ark. | Magnolia HS

@thetruthballers
 @derrianford2022



Including 2022-23, has **FOUR** years of collegiate eligibility
Major: TBA (Education)
Born on Nov. 14, 2003 in Magnolia, Ark.
The son of Darnell and Tiffani Ford



- Two-time Gatorade Arkansas Player of the Year (2021 & '22)
- McDonald's All-American Nominee
- Rated #3 player in the state of Arkansas by ESPN and 247Sports
- Two-time (2021 and 2022) Class 4A Player of the Year by the Arkansas Basketball Coaches Association
- Two-time (2021 and 2022) Arkansas Democrat-Gazette first team All-Arkansas Preps (all divisions)
- Led Magnolia to three 4A state titles in four years and 102 wins over his career ... Earned 4A State Tournament MVP three times
- Was 2022 4A State Tournament MVP, scoring 29 in the title game ... Magnolia posted a perfect 30-0 record in 2022
- Played for Arkansas vs Tennessee in the ninth annual Mike Conley Challenge
- Averaged 23.1 points, 6.3 rebounds and 3.0 assists as a senior
- Led the Panthers to a 23-1 record and the Class 4A semifinals in 2021
- Averaged 23.2 points, 7.1 rebounds and 3.0 assists as a junior
- Class 4A State Tournament MVP as a freshman and sophomore, leading his team to back-to-back championships (2019 and 2020) ... Had 54-game win streak snapped in the 2021 4A state semifinals, falling to Morrilton
- As a sophomore, tabbed first team Arkansas All-State team by MaxPreps
- Had a 4.0 GPA

NATIONAL RECRUITING RANKINGS

- #66 on the SI99 All-American list
- 247Sports ★★★★★ #69 nation #11 CG
- 247Composite ★★★★★ #68 nation #12 CC
- ESPN ★★★★★ #71 nation #12 SF
- Rivals ★★★★★ #78 nation #16 SG





#21 • CADE ARBOGAST

2021-22 (SOPHOMORE)

Opponent	GS	Min	FG-A	3-A	FT-A	Rebounds	PF	A	TO	Bk	Stl	Pts
Mercer		DNP										
Gardner-Webb		DNP										
UNI		DNP										
vs Kansas State		DNP										
vs Cincinnati		DNP										
Penn		DNP										
Central Arkansas		DNP										
Little Rock		DNP										
Charlotte		DNP										
vs Oklahoma		DNP										
vs Hofstra		DNP										
Elon	1:07		0-1	0-1	0-0	0-0	0	0	0	0	0	0
at Mississippi State		DNP										
Vanderbilt		DNP										
at Texas A&M		DNP										
Missouri	1:04		0-1	0-1	0-0	0-0	0	0	0	0	0	0
at LSU		DNP										
South Carolina		DNP										
Texas A&M		DNP										
at Ole Miss		DNP										
West Virginia		DNP										
at Georgia	1:01		0-2	0-0	0-0	2-1	3	0	1	0	0	0
Mississippi State		DNP										
Auburn		DNP										
at Alabama		DNP										
at Missouri		DNP										
Tennessee		DNP										
at Florida		DNP										
Kentucky		DNP										
LSU		DNP										
at Tennessee		DNP										
LSU (SEC)		DNP										
Texas A&M (SEC)		DNP										
Vermont (NCAA)		DNP										
New Mexico St. (NCAA)	0:01		0-0	0-0	0-0	0-0	0	0	0	0	0	0
Gonzaga (NCAA)		DNP										
Duke (NCAA)		DNP										
Totals	0	3	0-4	0-2	0-0	2-1	3	0	1	0	0	0

#45 • LAWSON BLAKE

2021-22 (FRESHMAN)

Opponent	GS	Min	FG-A	3-A	FT-A	Rebounds	PF	A	TO	Bk	Stl	Pts
Mercer		DNP										
Gardner-Webb		DNP										
UNI		DNP										
vs Kansas State		DNP										
vs Cincinnati		DNP										
Penn		DNP										
Central Arkansas	1:41		0-0	0-0	0-0	0-0	0	0	0	0	0	0
Little Rock		DNP										
Charlotte		DNP										
vs Oklahoma		DNP										
vs Hofstra		DNP										
Elon	0:46		0-0	0-0	0-0	0-0	0	0	0	0	0	0
at Mississippi State		DNP										
Vanderbilt		DNP										
at Texas A&M		DNP										
Missouri	1:04		0-0	0-0	0-0	0-0	0	0	0	0	0	0
at LSU		DNP										
South Carolina		DNP										
Texas A&M		DNP										
at Ole Miss		DNP										
West Virginia		DNP										
at Georgia	1:01		0-0	0-0	0-0	0-0	0	0	0	0	0	0
Mississippi State		DNP										
Auburn		DNP										
at Alabama		DNP										
at Missouri		DNP										
Tennessee		DNP										
at Florida		DNP										
Kentucky		DNP										
LSU		DNP										
at Tennessee		DNP										
LSU (SEC)		DNP										
Texas A&M (SEC)		DNP										
Vermont (NCAA)		DNP										
New Mexico St. (NCAA)	0:01		0-0	0-0	0-0	0-0	0	0	0	0	0	0
Gonzaga (NCAA)		DNP										
Duke (NCAA)		DNP										
Totals	0	5	0-0	0-0	0-0	0-0	0	0	0	0	0	0

#2 • TREVON BRAZILE

2021-22 (FRESHMAN AT MISSOURI)

Opponent	GS	Min	FG-A	3-A	FT-A	Rebounds	PF	A	TO	Bk	Stl	Pts
Central Michigan		DNP-medical										
Kansas City		DNP-medical										
NIU		DNP-medical										
vs SMU		DNP-medical										
vs Florida State		DNP-medical										
Wichita State		DNP-medical										
Paul Quinn		DNP-medical										
at Liberty		DNP-medical										
Eastern Illinois	14:19		1-2	0-1	2-4	0-2	2	1	0	0	1	4
at Kansas	19:54		3-4	2-3	2-2	0-1	1	1	1	1	2	0
Utah	* 16:30		0-1	0-1	0-0	0-3	3	2	1	0	2	0
vs Illinois	* 23:46		3-6	1-4	4-6	2-3	5	1	0	2	6	0
at Kentucky	* 26:04		2-4	0-2	0-1	0-5	5	2	0	2	2	0
Alabama	* 23:24		3-4	0-0	3-5	1-6	7	1	3	0	3	1
at Arkansas	* 20:57		1-3	1-2	0-0	2-6	8	1	0	1	2	0
Texas A&M	* 20:47		2-4	0-0	0-1	0-4	4	0	2	2	4	2
at Ole Miss	* 16:12		3-4	1-1	0-0	0-1	1	2	0	4	2	0
at Alabama	* 12:30		3-4	1-2	0-0	2-1	3	0	0	1	2	1
Auburn	* 19:52		1-3	0-1	0-0	1-2	3	0	1	1	2	0
at Iowa State	* 20:25		1-1	0-0	0-1	0-3	3	3	2	2	1	0
Florida	* 20:03		2-5	0-0	3-4	0-4	4	1	1	2	0	1
at Texas A&M	* 14:17		4-6	0-0	0-0	3-0	3	0	0	0	2	0
at Vanderbilt	* 16:02		2-7	1-3	0-0	0-4	4	1	0	0	2	0
Ole Miss	* 15:45		3-4	0-0	1-3	2-3	5	1	0	2	0	0
Arkansas	* 26:11		4-8	0-3	0-0	1-7	8	3	2	1	1	0
at Mississippi State	* 25:15		2-3	0-0	0-0	2-6	8	0	2	3	2	1
Mississippi State	* 21:59		2-4	1-2	2-4	1-4	5	2	2	1	0	1
Tennessee	* 25:17		1-3	0-1	3-4	1-4	5	1	0	0	2	0
at LSU	* 28:23		5-9	1-2	0-0	2-3	5	4	0	0	0	1
at South Carolina	* 25:57		4-6	0-1	1-2	1-8	9	0	0	0	1	1
Georgia	* 28:09		3-7	1-2	1-2	5-5	10	3	0	1	4	0
Ole Miss (SEC)	* 25:23		2-3	0-0	5-7	2-7	9	0	1	1	3	0
LSU (SEC)	* 30:16		5-11	1-2	4-4	5-3	8	2	1	2	2	15
Totals	22	507	57-105	10-31	27-46	28-92	120	30	18	27	46	10





#1 • RICKY COUNCIL IV

#4 • DAVONTE "DEVO" DAVIS

2020-21 (FRESHMAN AT WICHITA STATE)

Opponent	GS	Min	FG-A	3-A	FT-A	Rebounds	PF	A	TO	Bk	Stl	Pts
Oral Roberts	DNP-medical											
Missouri	10:33	1-2	0-0	1-4	0-4	4	0	0	0	0	0	3
Oklahoma State	13:40	0-3	0-0	1-2	1-4	5	2	0	0	0	0	1
at Tulsa	16:00	6-10	1-3	0-1	3-5	8	2	1	0	0	0	13
Emporia State	17:18	5-8	1-2	2-4	2-6	8	0	1	3	1	1	13
at South Florida	20:08	3-5	0-0	2-2	0-3	3	1	0	1	0	2	8
Newman	* 14:31	3-7	1-1	1-2	1-3	4	0	2	2	0	0	8
at Ole Miss	20:30	0-4	0-0	0-0	0-7	7	2	1	1	0	0	0
at Houston	12:04	2-3	1-1	0-0	1-1	2	1	0	1	0	0	5
Cincinnati	22:57	8-11	0-1	7-11	2-4	6	2	2	4	1	1	23
Tulsa	18:10	4-8	2-3	1-1	2-3	5	0	3	1	0	0	7
at Memphis	23:27	4-11	0-1	5-7	3-4	7	0	0	0	0	0	13
UCF	11:54	0-6	0-1	0-2	1-1	2	1	1	1	0	0	0
Tulane	14:29	3-6	0-3	1-2	0-4	4	3	2	1	0	0	7
Temple	24:39	2-9	1-2	2-4	0-2	2	1	1	1	0	1	7
at UCF	11:02	0-2	0-1	0-0	0-0	0	1	0	0	0	0	0
Houston	17:01	3-7	2-2	3-4	0-2	2	0	1	1	0	0	11
at Tulane	11:25	1-3	1-2	2-2	0-1	1	1	1	2	0	0	5
South Florida	15:03	2-6	1-2	2-2	0-0	0	0	1	1	1	1	7
South Florida (AAC)	15:23	1-5	0-1	5-5	0-0	0	0	1	1	0	0	7
Cincinnati (AAC)	8:35	3-3	1-1	0-0	0-0	0	1	1	0	0	0	7
Drake (NCAA)	8:22	0-2	0-0	0-0	0-2	2	0	1	2	0	0	0
TOTALS	1	327	51-121	12-27	35-55	16-56	72	18	20	23	3	6 149

2021-22 (SOPHOMORE AT WICHITA STATE)

Opponent	GS	Min	FG-A	3-A	FT-A	Rebounds	PF	A	TO	Bk	Stl	Pts
Jacksonville State	16:17	2-6	0-1	1-2	0-1	1	0	0	1	0	1	5
South Alabama	* 30:06	7-11	3-4	2-3	2-6	8	2	3	1	0	1	19
Tarleton State	* 31:39	4-11	2-6	2-2	0-1	1	0	3	4	1	0	12
vs Arizona	22:07	3-6	1-3	2-3	0-4	4	2	0	1	0	3	9
vs UNLV	25:05	4-8	0-2	2-2	0-4	4	2	1	3	1	3	10
at Missouri	25:29	2-2	1-1	1-3	0-7	7	1	1	4	0	0	6
at Oklahoma State	28:56	7-11	3-3	0-1	2-5	7	0	4	3	1	3	17
Kansas State	22:37	2-7	1-2	0-0	1-5	6	3	2	4	0	0	5
Norfolk State	22:49	4-7	0-0	1-1	0-4	4	2	6	0	2	1	9
Alcorn State	22:05	3-7	0-2	6-6	2-3	5	2	3	3	1	1	12
North Texas	22:59	2-8	0-3	0-0	0-9	9	0	2	2	0	0	4
Prairie View	27:36	1-9	1-7	5-6	1-5	6	1	2	3	1	1	8
Memphis	19:17	3-10	2-7	2-2	0-3	3	0	1	1	0	0	10
at Houston	22:33	1-2	0-1	6-6	1-5	6	1	1	1	0	1	8
Tulane	* 33:03	4-10	1-4	3-3	3-12	15	1	0	3	0	0	12
Cincinnati	* 32:59	4-13	0-1	3-4	2-3	5	1	1	2	0	1	11
UCF	30:49	6-10	3-4	16-20	1-2	3	1	3	1	1	2	31
at Tulane	22:42	3-8	0-2	0-0	3-2	5	1	2	4	2	0	6
Tulsa	17:50	4-7	0-2	3-4	1-1	2	2	1	0	1	0	11
SMU	26:32	6-9	1-2	7-7	3-4	7	2	2	1	0	3	20
at UCF	27:43	2-9	1-6	0-0	1-1	2	2	3	2	0	1	5
South Florida	25:11	7-14	1-3	3-3	3-2	5	1	1	1	1	1	18
at Cincinnati	29:36	7-12	1-2	2-2	3-1	4	2	2	2	0	4	17
Houston	* 48:16	5-12	0-3	7-8	3-7	10	2	0	3	1	2	17
at Memphis	* 28:44	2-12	1-4	5-6	1-2	3	1	1	1	1	2	10
at Tulsa	28:16	2-4	1-1	0-1	1-6	7	2	0	3	0	0	5
East Carolina	29:52	8-15	0-4	4-4	1-6	7	2	0	3	0	1	20
Tulsa (AAC)	* 22:21	5-12	2-5	7-7	1-4	5	2	0	3	0	0	19
TOTALS	8	744	110-252	26-85	90-106	52-171	223	38	45	60	14	32 336

2020-21 (FRESHMAN)

Opponent	GS	Min	FG-A	3-A	FT-A	Rebounds	PF	A	TO	Bk	Stl	Pts
Mississippi Valley St.	11:38	2-5	0-1	1-1	1-2	3	1	2	1	0	0	5
North Texas	DNP											
UT Arlington	DNP											
Lipscomb	14:42	2-2	0-0	0-0	2-1	3	2	1	1	0	1	4
Southern U.	16:20	5-8	1-1	3-3	3-4	7	1	2	1	0	0	14
Central Arkansas	6:42	0-1	0-0	0-0	0-1	1	0	0	0	0	0	0
vs Oral Roberts	8:39	0-1	0-0	0-0	0-1	1	3	2	1	0	1	0
Abilene Christian	5:07	0-1	0-0	0-0	0-1	1	2	0	1	0	1	0
at Auburn	12:42	2-3	0-0	0-0	1-0	1	0	1	0	0	2	4
Missouri	* 19:36	2-6	0-0	0-2	3-1	4	4	0	1	0	3	4
at Tennessee	5:20	1-2	0-0	0-0	0-0	0	1	0	1	0	1	2
Georgia	* 36:26	9-14	1-2	1-1	1-6	7	4	6	3	0	2	20
at LSU	* 27:04	1-11	0-1	2-3	1-2	3	1	2	2	1	2	4
at Alabama	28:00	1-3	0-0	3-4	1-5	6	3	1	0	0	0	5
Auburn	19:59	5-9	0-0	0-0	2-2	4	4	2	3	0	0	10
at Vanderbilt	13:43	3-3	0-0	0-1	0-2	2	2	1	2	1	1	6
Ole Miss	24:39	7-9	0-0	0-1	2-4	6	1	1	3	0	2	14
at Oklahoma State	27:05	6-12	0-0	0-0	2-2	4	4	1	1	0	3	12
Mississippi State	* 35:46	4-12	0-0	2-2	2-6	8	2	2	3	0	0	10
at Kentucky	* 17:21	2-5	0-0	0-0	0-2	2	2	3	0	0	2	4
at Missouri	* 31:44	3-10	0-0	2-2	1-3	4	2	3	0	1	0	8
Florida	* 35:37	7-14	0-1	4-4	1-4	5	3	3	2	0	1	18
Alabama	* 18:45	2-3	0-1	1-1	1-2	3	4	1	1	0	0	5
LSU	* 38:23	7-12	0-2	1-2	0-5	5	3	6	0	0	1	15
at South Carolina	* 20:26	1-2	0-0	2-2	2-6	8	2	2	5	0	2	4
Texas A&M	* 38:52	5-10	0-0	2-2	1-5	6	3	5	4	0	2	12
Missouri (SEC)	* 28:15	4-12	0-0	3-6	0-6	6	4	4	2	0	1	11
LSU (SEC)	* 35:31	2-7	0-1	2-2	2-6	8	2	5	1	0	4	6
Colgate (NCAA)	* 31:36	6-11	0-0	0-0	3-3	6	3	3	4	2	2	12
Texas Tech (NCAA)	* 37:24	7-15	0-1	1-2	0-6	6	2	1	1	0	0	15
Oral Roberts (NCAA)	* 34:28	7-13	0-0	2-2	2-6	8	3	2	2	0	0	16
Baylor (NCAA)	* 31:49	6-13	0-2	2-2	2-4	6	2	2	2	0	1	14
Totals	17	716	109-229	2-13	34-45	36-98	134	70	64	48	5	35 254

2021-22 (SOPHOMORE)

Opponent	GS	Min	FG-A	3-A	FT-A	Rebounds	PF	A	TO	Bk	Stl	Pts
Mercer	* 33:48	0-0	0-0	0-0	0-4	4	1	1	5	0	3	0
Gardner-Webb	* 29:00	4-10	2-3	0-0	1-2	3	2	6	2	0	2	10
UNI	* 23:15	4-8	2-4	0-0	1-3	4	3	1	0	0	1	10
vs Kansas State	* 25:48	2-5	0-2	0-2	0-4	4	3	1	2	0	1	4
vs Cincinnati	* 25:22	3-12	0-2	2-2	2-3	5	3	3	3	0	0	8
Penn	* 35:43	3-7	0-2	0-0	3-2	5	1	5	2	0	2	6
Central Arkansas	* 26:27	6-9	0-0	4-7	1-5	6	3	3	2	0	2	16
Little Rock	* 28:04	8-11	0-2	0-0	1-3	4	4	7	0	0	1	16
Charlotte	* 34:29	7-12	0-0	4-7	2-2	4	4	8	5	0	1	18
vs Oklahoma	* 38:56	9-21	4-8	4-4	0-5	5	3	3	1	0	0	26
vs Hofstra	* 30:16	3-11	0-1	3-3	1-3	4	5	4	1	0	1	9
Elon	34:40	0-0	0-0	1-2	2-4	6	1	6	1	0	0	1
at Mississippi State	* 26:03	7-12	1-4	0-1	0-5	5	4	4	2	0	2	15
Vanderbilt	* 8:42	0-0	0-0	0-0	0-0	0	2	0	3	0	0	0
at Texas A&M	37:33	2-10	0-4	9-10	4-3	7	3	7	4	0	1	13
Missouri	28:29	5-9	0-2									



#11 • JALEN GRAHAM

Veteran Players Career Game-By-Game

2019-20 (FRESHMAN AT ARIZONA STATE)

Opponent	GS	Min	FG-A	3-A	FT-A	Rebounds	PF	A	TO	Bk	Stl	Pts	
vs Colorado	*	28:00	3-4	0-0	0-0	2-1	3	4	1	2	5	0	6
Central Conn. St.	*	22:24	5-7	0-0	0-0	1-3	4	2	3	1	1	3	10
Rider		15:13	2-3	0-0	0-0	1-3	4	2	0	1	2	0	4
vs St. John's		12:33	2-2	0-0	0-0	3-1	4	2	0	0	4	0	4
vs Virginia		5:21	1-1	0-0	0-0	0-0	0	0	0	0	0	0	2
at Princeton		6:00	0-0	0-0	0-0	1-1	2	0	3	0	0	0	0
at San Francisco		13:58	4-6	0-0	1-2	1-3	4	2	1	1	0	0	9
Louisiana		6:48	0-2	0-0	0-0	2-0	2	0	1	0	0	0	0
Prairie View		5:11	0-0	0-0	0-0	0-1	1	0	0	0	1	0	0
Georgia		7:54	0-0	0-0	0-0	0-1	1	3	0	2	0	0	0
vs Saint Mary's (CA)		4:21	0-0	0-0	0-0	0-1	1	0	0	0	1	0	0
Creighton		DNP											
Texas Southern		DNP											
at Arizona		9:47	2-2	0-0	0-0	1-1	2	1	0	0	1	0	4
at Oregon State		10:35	3-5	0-0	0-0	3-2	5	1	0	1	2	0	6
at Oregon		7:33	1-1	0-0	0-0	0-0	1	1	0	0	0	0	2
Colorado		4:12	0-0	0-0	0-0	1-1	2	3	0	1	0	0	0
Utah		11:02	2-5	0-0	0-0	3-0	3	1	1	1	2	0	4
Arizona		16:06	1-3	0-0	2-4	5-2	7	0	2	0	1	0	4
at Washington State		11:38	4-5	0-0	1-2	3-3	6	4	0	1	1	0	9
at Washington		16:04	2-3	0-0	0-2	1-6	7	2	0	1	0	1	4
UCLA		DNP											
Southern California		10:28	1-1	0-0	0-0	1-1	2	2	0	1	2	0	2
at Stanford		15:50	3-3	0-0	0-0	3-2	5	2	1	2	0	0	6
at California		15:02	2-2	0-0	0-1	1-4	5	2	0	1	1	2	4
Oregon		9:31	1-1	0-0	0-1	0-1	1	3	0	0	1	0	2
Oregon State		7:54	0-0	0-0	0-0	0-0	0	2	0	1	1	0	0
at UCLA		9:40	0-0	0-0	0-0	1-2	3	1	0	1	2	0	0
at Southern California		7:31	0-0	0-0	0-0	0-2	2	3	0	0	0	0	0
Washington		6:22	0-1	0-0	0-1	0-1	1	1	0	1	0	0	0
Washington State		7:18	3-4	0-0	1-1	1-0	1	3	0	0	0	0	7
Totals	2	304	42-61	0-0	5-14	34-43	77	49	11	21	29	6	89

2021-22 (JUNIOR AT ARIZONA STATE)

Opponent	GS	Min	FG-A	3-A	FT-A	Rebounds	PF	A	TO	Bk	Stl	Pts		
Portland		DNP-medical												
UC Riverside		DNP-medical												
North Florida	*	21:37	5-7	0-0	0-2	0-4	1-3	4	3	0	0	1	0	10
at San Diego State	*	26:06	3-8	0-2	0-4	1-3	4	4	1	2	2	0	6	
vs Baylor		12:35	1-4	0-1	3-3	1-0	1	1	0	1	2	3	5	
vs Syracuse		17:18	5-10	0-0	1-4	0-0	0	4	1	2	0	0	11	
vs Loyola Chicago		24:17	1-3	0-0	1-2	0-3	3	1	1	2	1	0	3	
Washington State	*	18:37	0-1	0-1	0-2	0-4	4	1	0	1	1	0	0	
at Oregon	*	20:33	3-3	0-0	2-4	2-2	4	5	1	4	0	0	8	
Grand Canyon	*	13:21	1-7	0-1	0-0	2-2	4	3	0	1	3	1	2	
at Creighton	*	21:56	3-4	0-0	0-0	0-4	4	3	2	0	0	0	6	
San Francisco		14:18	0-4	0-0	0-2	2-2	4	2	0	0	0	0	0	
at California	*	9:13	1-4	0-1	0-0	0-1	1	2	0	1	0	1	2	
Colorado		19:31	5-11	0-1	6-7	2-3	5	3	1	2	1	0	16	
Utah		14:23	5-8	0-0	2-3	2-3	5	4	2	0	1	1	12	
at Stanford		30:05	8-13	0-1	0-2	2-4	6	4	3	1	0	1	16	
at Southern Cal	*	34:51	7-14	0-1	1-1	3-4	7	3	2	2	0	3	15	
at Arizona	*	20:20	4-11	0-1	1-2	2-6	8	3	1	2	0	1	9	
Southern Cal	*	25:12	9-14	0-1	1-2	2-3	5	4	3	0	2	1	19	
UCLA	*	39:36	6-13	0-1	4-5	2-8	10	3	6	5	0	0	16	
Arizona	*	18:03	4-13	0-0	0-0	2-2	4	5	3	2	0	1	8	
at Washington	*	27:05	7-13	0-0	0-0	4-4	8	2	3	3	0	1	14	
at Washington State	*	27:38	6-12	0-1	2-2	1-3	4	4	2	6	1	1	14	
Oregon	*	29:56	7-11	1-2	3-6	1-8	9	3	5	2	2	2	18	
Oregon State	*	19:16	5-8	0-0	2-2	0-2	2	4	1	2	0	2	12	
at UCLA	*	34:14	4-9	0-1	0-0	1-4	5	2	1	1	2	0	8	
at Colorado	*	26:30	7-13	0-0	0-0	1-4	5	1	3	2	1	0	14	
at Utah	*	31:58	6-11	0-1	3-4	0-4	4	3	2	2	1	0	15	
California	*	27:33	4-10	0-1	0-4	0-3	3	0	3	0	4	2	8	
Stanford	*	32:10	5-6	0-0	6-8	1-2	3	4	2	6	1	1	16	
vs Stanford (PAC 12)	*	23:19	2-10	0-0	0-1	0-6	6	4	1	0	1	1	4	
Totals	22	682	124-255	1-18	38-72	35-97	132	85	50	52	27	23	287	

2020-21 (SOPHOMORE AT ARIZONA STATE)

Opponent	GS	Min	FG-A	3-A	FT-A	Rebounds	PF	A	TO	Bk	Stl	Pts	
vs Rhode Island	*	10:51	2-2	0-0	1-2	0-1	1	5	0	1	1	0	5
vs Villanova	*	22:05	1-3	0-0	0-0	1-3	4	4	0	3	3	0	2
Houston Baptist	*	20:52	3-6	0-0	1-4	3-1	4	2	2	0	3	0	7
at California	*	21:36	2-4	0-0	0-0	0-2	2	4	1	1	2	0	4
San Diego State	*	33:00	4-8	0-0	2-4	1-3	4	3	0	2	2	0	10
at Grand Canyon	*	24:28	1-2	0-0	0-2	0-3	3	2	0	1	1	0	2
UTEP	*	20:29	4-7	0-0	1-2	1-2	3	1	0	1	1	0	9
UCLA		DNP-medical											
Southern California		DNP-medical											
at Oregon		DNP-medical											
Arizona		24:23	4-7	0-0	2-6	1-1	2	3	0	0	3	2	10
at Arizona		28:54	6-9	0-0	2-2	5-6	11	2	0	0	2	1	14
California	*	27:29	6-8	0-0	0-0	1-2	3	4	0	2	2	0	12
Stanford	*	27:02	5-7	0-0	2-2	1-4	5	4	1	1	1	1	12
Oregon	*	25:53	4-6	0-0	0-0	3-6	9	2	1	1	1	0	8
Oregon State	*	29:50	7-10	0-1	0-0	2-9	11	3	0	1	1	0	14
at Southern Cal	*	17:49	4-5	0-0	2-2	2-3	5	5	1	1	0	2	10
at UCLA	*	6:38	0-2	0-0	0-0	0-2	2	5	1	0	1	0	0
Washington		DNP-illness											
Washington	*	27:44	4-5	0-0	0-0	1-1	2	3	1	1	2	0	8
Washington State	*	29:37	3-6	0-0	5-8	6-6	12	4	0	0	4	1	11
at Colorado	*	27:31	2-7	0-0	2-2	2-5	7	2	1	3	1	0	6
at Utah	*	28:33	5-13	0-0	1-2	5-2	7	3	0	3	2	0	11
vs Wash State (PAC 12)	*	34:37	3-9	0-0	3-5	1-5	6	2	0	2	1	2	9
vs Oregon (PAC 12)	*	22:51	2-5	0-0	2-2	1-2	3	5	0	3	0	0	6
Totals	19	512	72-131	0-1	26-45	37-69	106	68	9	27	34	9	170





#20 • KAMANI JOHNSON

2020-21 (JUNIOR)

Redshirted at Arkansas per NCAA transfer rules

2018-19 (FRESHMAN AT LITTLE ROCK)

Opponent	GS	Min	FG-A	3-A	FT-A	Rebounds	PF	A	TO	Bk	Stl	Pts	
Southeastern Okla.	12:00	1-1	0-0	0-2	2-1	3	2	1	0	0	1	2	
at Tennessee State	15:00	3-5	0-0	3-4	3-1	4	1	1	0	1	1	9	
at Nevada	15:00	3-8	0-1	1-3	3-3	6	4	0	1	0	1	7	
at Tulsa	7:00	2-2	0-0	4-5	2-1	3	5	0	2	0	0	8	
Howard	17:00	1-4	0-0	0-0	2-4	6	4	2	3	0	0	2	
Arkansas-Pine Bluff	10:00	0-1	0-0	0-2	1-3	4	1	2	1	0	0	0	
at Central Arkansas	29:00	4-5	0-0	0-5	6-6	12	5	2	3	1	1	8	
Sam Houston State	9:00	0-0	0-0	0-1	0-2	2	0	2	1	0	1	0	
Bradley	14:00	2-4	0-0	0-0	0-2	2	4	1	2	1	0	4	
Central Arkansas	13:00	1-2	0-0	0-0	2-2	4	3	1	2	0	0	2	
Miles	19:00	1-3	0-0	0-0	1-5	6	0	1	1	0	0	2	
at Memphis	4:53	0-1	0-0	0-0	0-0	0	1	0	0	1	1	0	
at Georgetown	* 22:54	4-5	0-0	2-2	0-4	4	5	3	2	1	1	10	
at ULM	* 26:00	4-5	0-0	0-3	1-3	4	2	2	1	1	0	8	
at Louisiana	* 22:00	1-3	0-0	0-0	1-1	2	5	1	3	0	0	2	
Troy	* 25:00	4-5	0-0	3-4	3-4	7	4	1	1	1	2	11	
South Alabama	* 28:00	6-9	0-0	0-2	5-2	7	4	2	3	0	0	12	
at Texas State	* 20:00	1-2	0-0	1-2	1-4	5	5	1	1	0	0	3	
at UT Arlington	* 23:05	5-7	0-0	1-3	3-4	7	3	0	1	1	0	11	
Coastal Carolina	* 20:00	0-3	0-0	0-0	2-5	7	4	1	1	0	0	0	
Appalachian State	* 20:00	1-3	0-0	1-1	2-3	5	3	4	2	1	0	3	
Arkansas State	* 27:00	0-0	0-0	3-5	3-2	5	5	1	2	0	3	3	
at Troy	* 27:00	3-4	0-0	0-0	1-4	5	3	2	3	0	0	6	
at South Alabama	* 34:51	3-4	0-0	9-13	1-5	6	4	1	1	2	1	15	
UT Arlington	* 11:00	1-4	0-0	0-0	1-5	6	1	0	1	1	0	2	
Texas State	* 22:00	2-3	0-0	3-4	3-2	5	2	1	0	1	0	7	
at Arkansas State	* 25:15	0-3	0-0	2-4	2-1	3	5	4	3	0	1	2	
at Georgia Southern	DNP-Inj.												
at Georgia State	DNP-Inj.												
Louisiana	DNP-Inj.												
ULM	DNP-Inj.												
Totals	15	519	53-96	0-1	33-65	51-79	130	85	37	41	13	14	139

2019-20 (SOPHOMORE AT LITTLE ROCK)

Opponent	GS	Min	FG-A	3-A	FT-A	Rebounds	PF	A	TO	Bk	Stl	Pts	
at Missouri State	21:00	1-4	0-0	3-4	2-4	6	2	1	3	2	1	5	
at Illinois State	25:00	1-4	0-0	4-5	2-3	5	3	0	1	2	1	6	
Southwest Baptist	23:35	0-0	0-0	3-6	5-7	12	3	3	3	0	2	3	
at Central Arkansas	* 23:29	1-3	0-0	5-5	1-2	3	4	1	1	0	1	7	
at Memphis	* 38:13	2-13	0-1	6-6	5-6	11	4	4	6	0	1	10	
at NC State	* 11:22	0-5	0-0	2-2	4-0	4	2	1	2	0	0	2	
St. Francis Brooklyn	* 32:41	2-5	0-0	5-7	3-4	7	5	3	0	0	1	9	
Alcorn State	* 33:44	4-10	0-0	9-13	3-9	12	3	1	2	0	0	17	
ETSU	* 31:21	3-6	0-0	2-3	4-4	8	4	1	5	0	1	8	
at North Texas	* 28:26	3-5	0-0	0-0	2-3	5	2	3	5	0	0	6	
Tennessee State	* 38:07	5-7	0-0	7-9	1-8	9	0	5	2	2	0	17	
at ULM	* 25:54	2-3	0-0	2-4	1-1	2	4	4	1	0	0	6	
at Louisiana	* 33:51	8-8	0-0	3-3	3-4	7	4	2	4	0	1	19	
Texas State	* 25:15	5-8	0-0	5-5	2-8	10	4	2	3	0	0	15	
UT Arlington	* 38:42	8-12	0-0	14-16	5-8	13	4	5	2	0	0	30	
Georgia Southern	* 34:36	3-6	0-0	5-8	2-0	2	5	3	5	1	2	11	
at Troy	* 30:41	3-10	0-0	5-7	5-2	7	3	2	0	1	0	11	
South Alabama	* 30:16	0-1	0-0	3-4	5-1	6	5	1	1	0	2	3	
at Coastal Carolina	* 20:59	2-3	0-0	0-0	0-4	4	4	0	4	0	2	4	
at Appalachian State	* 27:04	3-6	0-0	3-4	3-3	6	0	3	2	0	2	9	
Troy	* 25:31	5-5	0-0	2-4	2-3	5	2	3	0	0	1	12	
at South Alabama	* 17:28	2-3	0-0	0-0	2-3	5	4	2	1	1	0	4	
Coastal Carolina	* 20:12	3-6	0-0	5-5	2-1	3	2	0	0	0	0	11	
Appalachian State	* 32:10	5-6	0-0	2-4	4-2	6	2	6	1	1	1	12	
Arkansas State	* 22:00	1-4	0-0	3-5	2-1	3	1	0	0	1	0	5	
at Texas State	* 28:39	3-5	0-0	8-11	4-0	4	5	3	2	0	0	14	
at UT Arlington	* 26:02	3-8	0-0	1-2	2-7	9	5	2	2	2	1	7	
at Arkansas State	* 37:33	9-12	0-0	14-19	6-10	16	2	0	3	1	1	32	
ULM	* 23:32	3-5	0-0	6-7	3-2	5	3	1	1	1	0	12	
Louisiana	* 25:12	2-6	0-0	5-10	2-1	3	4	3	4	0	1	9	
at Georgia State	* 28:17	6-12	0-0	12-20	7-2	9	4	3	1	0	1	24	
Totals	28	860	98-191	0-1	144-198	94-113	207	99	68	67	15	23	340

2021-22 (R-JUNIOR)

Opponent	GS	Min	FG-A	3-A	FT-A	Rebounds	PF	A	TO	Bk	Stl	Pts	
Mercer	1:34	0-0	0-0	0-0	0-0	1-0	1	0	1	1	0	0	
Gardner-Webb	8:34	1-1	0-0	3-5	2-4	6	0	2	0	0	0	5	
UNI	DNP												
vs Kansas State	DNP												
vs Cincinnati	4:03	0-0	0-0	0-0	2-0	2	1	0	1	1	0	0	
Penn	5:49	1-1	0-0	0-2	2-1	3	1	0	2	1	0	2	
Central Arkansas	8:50	1-1	0-0	0-0	0-2	2	2	0	0	0	1	2	
vs Little Rock	DNP												
Charlotte	2:54	0-0	0-0	0-0	0-0	0	0	0	0	0	0	0	
vs Oklahoma	DNP												
vs Hofstra	DNP												
Elon	16:32	3-4	0-0	9-13	1-6	7	2	0	2	3	0	15	
at Mississippi State	DNP												
Vanderbilt	7:38	0-0	0-0	0-0	0-1	1	1	0	0	0	0	0	
at Texas A&M	18:30	1-1	0-0	5-6	4-4	8	4	1	0	1	1	7	
Missouri	* 8:45	2-3	0-0	0-2	1-3	4	2	0	1	0	0	4	
at LSU	DNP-Inj												
South Carolina	DNP-Inj												
Texas A&M	0:37	0-0	0-0	0-0	0-0	0	0	0	0	0	0	0	
at Ole Miss	7:44	1-1	0-0	0-0	1-2	3	2	0	0	1	0	2	
West Virginia	3:52	0-0	0-0	0-0	0-1	1	2	0	1	0	0	0	
at Georgia	11:06	2-2	0-0	0-0	2-2	4	4	1	1	0	0	4	
Mississippi State	12:32	3-5	0-0	1-5	4-2	6	2	2	1	0	0	7	
Auburn	12:22	0-1	0-0	0-0	0-2	2	1	1	1	1	0	0	
at Alabama	12:38	1-4	0-0	0-0	4-0	4	1	0	2	0	0	2	
at Missouri	6:08	0-0	0-0	0-0	0-1	1	0	0	0	0	0	0	
Tennessee	DNP												
at Florida	2:51	0-0	0-0	0-0	0-0	0	2	0	0	0	0	0	
Kentucky	7:51	1-1	0-0	0-0	2-1	3	2	1	1	0	1	2	
LSU	5:48	0-0	0-0	1-2	1-0	1	2	0	0	1	0	1	
at Tennessee	24:25	1-3	0-0	4-8	5-3	8	2	0	0	1	2	6	
LSU (SEC)	2:59	0-0	0-0	0-0	2-0	2	1	0	0	0	1	0	
Texas A&M (SEC)	7:21	0-0	0-0	0-0	0-0	0	0	0	0	0	0	0	
Vermont (NCAA)	DNP												
New Mexico St. (NCAA)	DNP												
Gonzaga (NCAA)	3:11	0-1	0-0	0-0	0-0	0	2	0	0	0	0	0	
Duke	1:19	0-0	0-0	0-0	0-0	0	1	0	0	0	0	0	
Totals	1	203	18-29	0-0	23-43	34-35	69	37	7	16	10	6	59





#22 • Makhel MITCHELL

#15 • Makhi MITCHELL

2019-20 (FRESHMAN AT MARYLAND)

Opponent	GS	Min	FG-A	3-A	FT-A	Rebounds	PF	A	TO	Blk	Stl	Pts
Holy Cross		6:36	1-1	0-0	0-0	1-1	2	1	0	1	0	2
Rhode Island		5:21	0-0	0-0	0-0	1-2	3	3	1	1	0	0
Oakland		16:04	1-1	0-0	2-2	0-4	4	0	0	0	1	4
Fairfield		9:10	1-3	0-0	0-2	3-2	5	0	1	1	0	2
George Mason		7:15	0-1	0-0	0-0	2-2	4	1	0	0	1	0
vs Temple		0:53	0-0	0-0	0-0	0-0	0	1	0	0	0	0
vs Harvard		6:11	0-1	0-0	0-0	0-2	2	0	0	0	0	0
vs Marquette		7:50	0-0	0-0	0-0	0-1	1	3	0	0	0	0
Notre Dame		2:52	1-1	0-0	0-0	0-0	0	0	0	0	0	2
Illinois		DNP										
at Penn State		DNP										
at Seton Hall		4:32	0-0	0-0	0-0	1-1	2	0	0	0	3	0
Totals	0	65	4-8	0-0	2-4	8-15	23	9	2	3	4	10

* - Only stayed at Maryland for one semester

2019-20 (FRESHMAN AT MARYLAND)

Opponent	GS	Min	FG-A	3-A	FT-A	Rebounds	PF	A	TO	Blk	Stl	Pts
Holy Cross		7:55	3-5	0-0	0-0	1-2	3	2	0	0	0	6
Rhode Island	*	4:07	1-1	0-0	0-0	0-0	0	4	0	1	1	0
Oakland	*	6:16	1-2	0-0	1-3	0-1	1	3	0	0	0	3
Fairfield		6:35	0-2	0-0	0-2	0-2	2	0	0	0	2	0
George Mason		9:43	2-5	0-0	8-12	4-4	8	1	0	1	2	0
vs Temple	*	19:17	2-4	0-0	2-3	0-3	3	2	0	1	1	0
vs Harvard	*	7:58	0-0	0-0	1-2	0-3	3	2	0	1	1	0
vs Marquette		10:19	2-3	0-0	0-0	1-5	6	1	0	1	0	4
Notre Dame		9:13	0-3	0-0	0-0	1-3	4	2	0	0	1	0
Illinois	*	8:02	0-2	0-0	0-0	0-1	1	2	2	0	0	0
at Penn State	*	16:25	0-4	0-0	0-0	3-3	6	0	0	3	0	1
at Seton Hall		4:52	1-3	0-0	0-0	0-2	2	0	0	0	0	2
Totals	6	111	12-34	0-0	12-22	10-29	39	19	2	8	8	23

* - Only stayed at Maryland for one semester

2020-21 (SOPHOMORE AT RHODE ISLAND)

Opponent	GS	Min	FG-A	3-A	FT-A	Rebounds	PF	A	TO	Blk	Stl	Pts
vs Arizona State		12:11	0-0	0-0	3-5	1-2	3	5	1	1	0	3
vs Boston College		12:52	0-1	0-0	1-3	0-2	2	5	0	2	0	1
vs South Florida	*	19:56	4-5	0-0	3-5	0-3	3	3	0	1	4	0
vs San Francisco	*	8:42	2-2	0-0	0-0	0-2	2	3	0	1	1	0
Seton Hall	*	14:56	2-4	0-0	3-7	0-3	3	4	2	0	2	0
at Wisconsin	*	26:19	2-3	0-0	4-9	2-6	8	3	0	0	0	8
at Western Kentucky	*	21:16	3-8	0-0	0-0	1-3	4	3	0	1	3	1
Davidson	*	23:11	6-10	0-0	0-0	2-4	6	5	1	2	2	12
St. Bonaventure	*	14:57	3-6	0-1	0-5	1-1	2	4	1	3	1	2
Saint Joseph's	*	25:31	7-10	0-0	1-2	3-5	8	0	0	3	1	0
at Richmond	*	24:04	3-8	0-0	0-2	2-3	5	3	0	2	1	0
at VCU	*	16:44	1-3	0-0	0-0	1-3	4	4	2	2	0	2
at Massachusetts	*	33:10	10-13	0-0	3-9	2-4	6	5	0	2	1	1
George Mason	*	20:58	3-5	0-0	8-13	2-8	10	3	0	5	2	0
at Duquesne	*	29:32	7-13	0-0	2-4	6-5	11	3	2	2	3	0
Fordham	*	27:54	2-7	0-0	0-0	1-8	9	1	2	3	4	0
at La Salle	*	32:17	5-8	0-0	1-2	1-3	4	1	1	1	2	0
at Dayton	*	25:48	5-12	0-0	2-2	1-5	6	4	0	4	1	0
VCU	*	21:14	5-9	0-0	0-0	4-3	7	4	3	4	3	1
Massachusetts	*	30:49	5-13	0-1	3-6	0-2	2	1	1	0	5	2
at Saint Louis	*	18:17	3-6	0-0	4-4	2-6	8	5	1	1	1	10
Dayton	*	32:50	6-12	0-0	4-8	6-6	12	5	2	3	0	0
at Geo Washington	*	30:34	6-15	0-0	2-5	3-5	8	4	1	0	2	0
at Duquesne	*	12:54	4-7	0-0	0-1	3-1	4	4	2	1	0	8
vs Dayton (A-10)	*	21:24	3-6	0-0	1-4	1-1	2	5	0	5	1	0
Totals	23	558	97-186	0-2	45-96	47-92	139	87	22	49	42	40

2020-21 (SOPHOMORE AT RHODE ISLAND)

Opponent	GS	Min	FG-A	3-A	FT-A	Rebounds	PF	A	TO	Blk	Stl	Pts
vs Arizona State	*	15:49	2-4	0-0	0-4	3-4	7	4	0	3	0	2
vs Boston College	*	19:50	3-6	0-0	0-3	1-5	6	4	0	4	0	6
vs South Florida		18:37	0-0	0-0	7-8	0-3	3	3	0	1	0	1
vs San Francisco		14:16	0-4	0-0	5-6	0-5	5	2	1	1	1	5
Seton Hall		22:07	5-7	0-0	1-1	2-9	11	3	0	1	2	0
at Wisconsin		16:23	2-4	0-0	4-6	0-1	1	5	1	0	1	0
at Western Kentucky		5:27	0-1	0-0	0-0	0-1	1	1	0	0	0	0
Davidson		DNP-Inj										
St. Bonaventure		DNP-Inj										
Saint Joseph's		DNP-Inj										
at Richmond		DNP-Inj										
at VCU		DNP-Inj										
at Massachusetts		DNP-Inj										
George Mason		DNP-Inj										
at Duquesne		DNP-Inj										
Fordham		DNP-Inj										
at La Salle		DNP-Inj										
at Dayton		DNP-Inj										
VCU		DNP-Inj										
Massachusetts		DNP-Inj										
at Saint Louis		DNP-Inj										
Dayton		DNP-Inj										
at Geo Washington		DNP-Inj										
at Duquesne		DNP-Inj										
vs Dayton (A-10)		DNP-Inj										
Totals	2	112	12-26	0-0	17-28	6-28	34	22	2	10	4	41

2021-22 (JUNIOR AT RHODE ISLAND)

Opponent	GS	Min	FG-A	3-A	FT-A	Rebounds	PF	A	TO	Blk	Stl	Pts
Boston U.	*	18:14	2-4	0-0	0-0	1-2	3	5	1	2	2	1
Bryant	*	31:09	6-9	0-0	5-8	3-4	7	4	1	4	5	0
Boston College	*	29:49	4-6	0-0	0-0	1-6	7	3	2	4	8	1
vs Tulsa	*	33:25	7-9	0-0	6-11	2-4	6	3	1	5	3	0
vs Boston College	*	28:35	3-5	0-0	2-2	0-3	3	3	0	1	2	2
at FGCU	*	31:04	6-8	0-0	4-4	2-3	5	2	2	3	2	16
Georgia State	*	18:02	1-7	0-0	2-2	2-4	3	5	2	3	1	4
at Harvard	*	32:00	6-10	0-2	1-2	0-7	7	2	1	3	1	2
at Providence	*	17:49	4-6	0-0	1-1	0-3	3	4	1	0	2	1
Sacred Heart	*	27:57	7-12	0-0	0-0	0-5	5	1	1	0	3	0
at Milwaukee	*	29:46	2-5	0-2	5-7	1-7	8	5	4	2	2	1
American Int'l	*	15:43	0-4	0-0	2-2	0-4	4	3	1	2	1	0
at Davidson	*	36:00	7-12	0-0	5-6	1-4	5	4	2	4	2	0
Saint Joseph's	*	28:16	7-11	0-0	1-4	0-6	6	5	1	1	1	0
at Massachusetts	*	30:28	10-15	0-1	0-1	1-4	5	2	1	0	4	0
La Salle	*	31:33	4-6	0-0	2-6	0-2	2	0	1	1	4	1
George Washington	*	29:45	5-6	0-0	1-4	1-6	7	2	2	0	6	1
Richmond	*	31:52	5-11	0-0	0-0	2-5	7	3	3	1	4	1
at Dayton	*	26:46	4-7	0-0	1-2	0-3	3	4	0	2	0	1
at Fordham	*	28:44	5-9	0-0	3-9	2-7	9	4	1	3	4	3
Massachusetts	*	23:16	1-4	0-0	1-4	1-3	4	0	1	4	2	0
at VCU	*	26:12	4-8	0-0	4-9	4-6	10	4	0	2	2	1
Davidson	*	25:09	5-12	0-0	1-3	0-7	7	4	0	2	1	0
Dayton	*	21:27	3-9	0-0	2-2	1-7	8	4	1	2	1	0
at Geo Washington	*	33:55	5-12	0-0	5-13	2-6	8	0	1	1	1	1
at St. Bonaventure	*	32:19	5-8	0-0	3-6	0-7	7	2	2	2	2	0
Duquesne	*	17:11	1-7	0-0	0-0	0-4	4	1	1	2	1	0
Saint Louis	*	25:34	3-6	0-0	4-6	2-5	7	3	2	1	0	1
at Saint Joseph's	*	23:42	4-15	0-1	0-1	2-0	2	2	0	1	2	2
vs Duquesne (A-10)	*	17:32	5-8	0-1	0-0	1-3	4	0	0	2	3	0
vs Richmond (A-10)	*	17:20	4-8	0-0	1-3	2-4	6	4	1	0	0	9
Totals	27	821	135-269	0-7	62-118	34-139	173	86	40	59	74	23

2021-22 (JUNIOR AT RHODE ISLAND)

Opponent	GS	Min	FG-A	3-A	FT-A	Rebounds	PF	A	TO	Blk	Stl	Pts
Boston U.	*	29:04	4-7	0-0	3-9	1-4	5	4	2	5	3	2
Bryant	*	18:34	5-11	0-0	3-4	4-14	18	4	3	5	0	13
Boston College	*	26:37	4-4	1-1	1-3	0-8	8	5	2	4	2	0
vs Tulsa	*	21:07	2-3	0-0	4-4	0-2	2	4	1	3	3	0
vs Boston College	*	29:47	3-4	0-0	2-2	0-5	5	3	3	2	0	8
at FGCU	*	27:44	6-10	0-2	0-0	4-2	6	4	1	3	1	1
Georgia State	*	23:43	3-5	0-1	4-7	4-8	12	3	1	3	0	10
at Harvard	*	14										

BUD WALTON ARENA

HOGS WIN

ARKANSAS MBB

Defeated #1 Auburn during the regular season then beat #1 Gonzaga in the NCAA Sweet 16. Arkansas was the first program to beat an AP #1 during the regular season and beat an AP #1 in the NCAA Tournament.

80 FINAL 76

TAT



IN THIS SECTION

Season Notes.....	61-68
Season Results	69
Season/SEC Stats	70
Postseason Stats.....	71
Arkansas Game-by-Game Stats	72
Opponent-by-Game Stats	73
Player Pts/Rebs/Assists by Game.....	74
In the Polls / SEC Postseason Results.....	74
Season Box Scores.....	75-84
SEC Standings / Hogs in the NCAA/SEC Stats	84



RAZORBACK HONORS

JD Notae

• ALL-AMERICAN

- Associated Press 3rd team
- The Sporting News (Mike DeCourcy) 3rd team
- NCAA.com (Andy Katz) 3rd team
- The Field of 68 (Rob Dauster) 3rd team
- USBWA HM
- CollegeHoopsToday.com HM
- All-Rolls Royce (Dick Vitale) 5th team
- District VII Player of the Year (USBWA)
- NCAA West Regional All-Tournament Team
- All-District VII (USBWA)
- 2nd team All-District 20 (NABC)
- 1st Team All-SEC (Coaches)
- 1st Team All-SEC (Associated Press - unanimous)
- 1st Team All-SEC (USA TODAY Network - unanimous)
- SEC Community Service Team
- National Player of the Week (Feb. 28)
 - ESPN
 - NCAA.com (Andy Katz)
- SEC Player of the Week (Feb. 28)
- Portsmouth Invitational Tournament

Jaylin Williams

- ALL-GLUE TEAM (The Athletic / Seth Davis)
- Lefty Driesell Defensive All-America Team (CollegeInsider.com)
- NCAA West Regional All-Tournament Team
- All-District VII (USBWA)
- 2nd team All-District 20 (NABC)
- SEC All-Defensive Team (Coaches)
- 1st Team All-SEC (Coaches)
- 2nd Team All-SEC (Associated Press)
- SEC co-Player of the Week (Jan. 24)
- SEC co-Player of the Week (Feb. 21)
- SEC Winter Academic Honor Roll

Stanley Umude

- NABC Reese's All-Star Game
- Portsmouth Invitational Tournament

Davonte Davis

- SEC Winter Academic Honor Roll

Lawson Blake

- First Year SEC Academic Honor Roll

Chance Moore

- First Year SEC Academic Honor Roll



2021-22 Highlights

• Was 28-9 overall

- ^ Won at least 28 games for sixth time in school history and the most wins since 1994-95 (32-7).
- ^ Won at least 25 games for the second straight year and the 15th time in school history.
- ^ 53 wins over the last two seasons is most wins in back-to-back years since the Razorbacks won 63 in the 1993-94 and 1994-95 seasons.
- ^ 73 wins in the three-year Eric Musselman era is the best start to a Razorback coaching tenure by 11 wins (Eddie Sutton won 62 games in his first three seasons).

• Was 13-5 in the SEC

- ^ Won 13 SEC games in back-to-back seasons.
- ^ Won at least 13 SEC games for the sixth time with the school record being 14 SEC wins.
- ^ Arkansas finished fourth in the SEC regular season (although the Hogs had a chance to win the SEC title on the final day of the season).
 - Arkansas earned a double bye at back-to-back SEC Tournaments for the first time since it was instituted (2013).

• Reached the Elite 8 for the second straight year

- ^ Arkansas and Houston were the only two schools to reach the Elite 8 in each of the last two years.
- ^ It was the 11th Elite 8 appearance, and the Hogs make their 13th Sweet 16.
- ^ It was the first time Arkansas made back-to-back Sweet 16 appearances since earning three straight in 1994 (national champion), 1995 (national runner-up) and 1996 (Sweet 16).
- ^ Arkansas' six wins in the NCAA Tournament over the past two seasons were more NCAA wins than the program had experienced in the previous 23 seasons (5 dating back to 1998).

• Was ranked 8th in the final coaches poll

- ^ It marked the second straight year the Razorbacks finished the year ranked among the top 10, finishing 6th in 2020-21.
- ^ Since 1996, Arkansas has only finished in the coaches poll top 25 six times.
- ^ The last time Arkansas had back-to-back top 10 finishes in the coaches poll was 1994 (#1) and 1995 (#2). (Arkansas finished among the coaches top 10 in six straight years (#4 in 1990; #5 in 1991; #10 in 1992; #10 in 1993; #1 in 1994 and #2 in 1995).

NOTE: The final AP poll is conducted prior to the NCAA Tournament and Arkansas was ranked 17th in 2021-22 final poll.

Williams Selected by OKC

- Jaylin Williams decided to forego his collegiate career after two years on the Hill and became the 41st Razorback to be selected in the NBA Draft when the Oklahoma City Thunder selected him with in the fourth pick of the second round (34th overall pick).
- He is the first Razorback the Thunder have selected in the NBA Draft and Williams becomes the 16th-highest picked player in school history. (Note: Dean Tolson was selected in the fifth round by the Seattle SuperSonics, which became the Thunder, in the 1974 NBA Draft.)
- It marks the fourth-straight year a Razorback has been taken in the NBA Draft, joining fellow Arkansas natives Daniel Gafford, Isaiah Joe and Moses Moody. Joe, Moody and Williams played for Musselman, and Joe and Williams were high school teammates at Fort Smith Northside..

Arkansas defeated #1 twice; Makes History

- Arkansas made NCAA history with its two wins over the AP #1 teams.
 - Defeated AP #1 Auburn 76-73 (ot) on Feb. 8 before a record crowd (and TV audience) in Bud Walton Arena
 - Defeated AP #1 and NCAA tournament overall #1 seed Gonzaga in the Sweet 16
- ^ Arkansas became the first team to ever beat an AP #1 team in the regular season (Auburn) and defeat the AP #1 in the NCAA Tournament (Gonzaga).
- ^ Also, no men's college basketball team had beaten two different No. 1 teams from the AP poll in the same season since 1992-93 when Georgia Tech beat Duke and North Carolina in the same season. (Both regular-season games.)
- ^ Arkansas became the 16th #4 seed to defeat a #1 seed in the Sweet 16 and the first since Michigan State beat Virginia in 2014 (NCAA)
- The two wins vs #1 this season gives Arkansas a 3-11 record all-time when playing the top-ranked team in the nation
- Arkansas claimed its first win ever versus a #1 seed in the NCAA Tourney.

At the NCAA Tournament

- Arkansas earned its 35th NCAA bid and 2nd straight.
- Arkansas made its 11th NCAA Elite appearance and second straight.
- ^ It was the first time Arkansas has made consecutive Elite 8 berths since winning the national title in 1994 and finishing runner-up in 1995.
- ^ LAST YEAR: Arkansas advanced to the NCAA Elite 8 before falling to eventual national champion Baylor.
- The Razorbacks own a 48-33 all-time record in NCAA action.
- This was the sixth time in program history Arkansas has earned a No. 4 seed and the 13th time to be among the top-4 seeds since the NCAA began its current seeding process for the 1979 championship.
- ^ The previous #4 seeds came in 1999, 1993, 1990, 1983 and 1982.
- Arkansas is 18-8 in 1st Rd games, 11-10 in the 2nd Rd, 8-5 in Sweet 16 games and 6-5 in 8 games.

Hogs vs Auburn & Kentucky, 2 Most Watched MBB Games; Lots of Eyes in NCAA

- A Bud Walton Arena record crowd of 20,327 was on hand to witness the Razorbacks defeat #1 Auburn. Three weeks later, a capacity crowd of 19,200 saw the Hogs take down #6 Kentucky.
- According to ESPN, the Arkansas-Auburn contest was the most-viewed, regular-season men's college basketball game on ESPN2 since December 2018. The audience peaked at 1.96 million during overtime.
- According to ShowBuzzDaily.com, the Arkansas-Kentucky game on CBS was the fourth-most viewed sporting event on Saturday (Feb. 26) - tops in college hoops - with 2.4 million viewers.

• IN THE NCAA TOURNAMENT:

- ^ The Duke-Arkansas pulled a 5.2 and 10.34 million on TBS
- ^ It ranks as the third-most watched Elite Eight game ever on cable
- Overall, the Hogs played in 2 of the 6 most-viewed primetime programs during the second weekend of the Tournament (Nielsen)

2. Arkansas-Duke	TBS	10.34 million
6. Arkansas-Gonzaga	CBS	8.16 million





Hogs Led NCAA in Attendance for 2nd Straight Year

- Thanks to a record crowd of 20,327 for Arkansas' upset over #1 Auburn, the Razorbacks led the NCAA in attendance for the second straight year.
- #1 NCAA-Best Total** **361,412** 19 total game, including 14,685 at North Little Rock's Simmons Bank Arena
- #3 in NCAA for avg./game 19,022 **Arkansas' 18-game average at Bud Walton Arena alone was 19,263**
- In a COVID restricted year last season, Arkansas led the NCAA in both total home attendance (72,822) and home average (4,284).

Arkansas vs Top 25; QUAD1

- Arkansas was 5-2 versus top 25 teams with six of those games coming over the last 14 games. AP top 25 wins included:
 - road win at #12 LSU
 - home win over #1 Auburn
 - home win over #16 Tennessee
 - home win over #6 Kentucky
 - NCAA Sweet 17 win over #1 Gonzaga
- Losses were at #11 Tennessee and vs #9 Duke in the Elite 8.
- Including the NCAA Tournament, Arkansas was 8-7 versus NCAA QUAD1 opponents, including an 8-4 mark in its final 12 QUAD1 games.
- For the season, Arkansas was: **8-7 vs QUAD1 • 8-1 vs QUAD2 • 5-1 vs QUAD3 • 7-0 vs QUAD4**
- Despite its late-season success AND reaching the NCAA Elite 8, Arkansas feel fro 20th to 21st in the final NCAA NET.**

Tough Final Stretch

- The Razorbacks played arguably the toughest schedule in the country to close the season (in fact, it was **THE TOUGHEST RATED** for the final five regular-season games according to ESPN BPI).
- Through the SEC Tournament, **nine of Arkansas' final 10 opponents ended the year as NCAA QUAD 1 opponents**.
- The Hogs posted a **6-3 record vs those QUAD 1 opponents** including wins:
 - vs then AP #1/final NCAA NET #13 Auburn
 - vs final NCAA NET #7 Tennessee
 - vs final NCAA NET #9 Kentucky
 - two wins** over final NCAA NET #20 LSU (one at home and one in the SEC Tournament quarterfinal).
 - road win at final NCAA NET #61 Florida
- IN THE NCAA TOURNAMENT**
 - Arkansas defeated Vermont, who had won eight straight and 22 of 23 with its lone loss coming in overtime (75-74)
 - Arkansas defeated New Mexico State, the WAC Regular Season and Tournament champions
 - Arkansas defeated the #1 overall seed Gonzaga

18 Wins Over the Final 22 Games

- Arkansas lost 5-of-6 at one point, including an 0-3 start to SEC play.
- Starting Jan. 12 vs Mizzou in Bud Walton Arena, the Razorbacks reeled off a nine-game win streak –including a victory over #1 Auburn – which was snapped with a one-point loss at Alabama (Feb. 12).
- However, the Hogs won their next five after Alabama with home wins over ranked Tennessee and Kentucky squads before falling (by four points) in the regular-season finale at Tennessee. Arkansas also lost to Texas A&M in the SEC semis and Duke in the Elite 8.
- Over the 22-games...
 - Arkansas held 14 of the 22 opponents to below 40% FG shooting
 - Arkansas held 16 of 22 opponents to below 31% 3PT shooting
 - Arkansas out-rebounded 13 of 22 opponents, including +18 vs West Virginia.

Climbing the NET, 93rd to 20th ... Before Finishing 21st

- Arkansas fell to a season-low 93rd in the NCAA NET after losing at Texas A&M on Jan. 8 as the Razorbacks had dropped 5-of-6 games.
- After beating Missouri at home** (and starting its streak of winning 15 of its last 18), **Arkansas jumped 14 spots to 84th. The Hogs followed that with a win at LSU (Feb. 15) and shot up 30 spots to 54th.**
- Arkansas steadily climbed the NET to a season-best 20th after the SEC Tournament.**
- BY COMPARISON**, the next best improvement by a current NET top 25 is St. Mary's who went from 43rd on Jan. 8 to 19th. Also, of the teams in the NCAA NET 90-100 on Jan.8, the best improvement other than Arkansas is Oregon going from 91st to 76th.
- Despite reaching the NCAA Elite 8, Arkansas fell from 20th after the SEC Tourney to 21st in the final NCAA NET.**

Speaking of Rising from the Ashes

- After an 0-3 start to SEC play, Arkansas won eight straight league games (and added a ninth to the total with a win over West Virginia in the SEC-Big 12 Challenge) prior to falling at Alabama.
- (Per ESPN): Arkansas is **FIRST major conference team** to win eight consecutive conference games immediately following an 0-3 (or worse) start to league play **since UCLA accomplished the feat in 1981-82.**

Freebies; A Musselman Trademark • 1st NCAA in FT / 1st in SEC in FT%

- Arkansas led the NCAA by making 633 free throws and attempting 833.**
 - Arkansas made at least 20 free throws in a game 12 times this season – including four of the last seven.
- When getting to the line, Arkansas was productive as it LED THE SEC (32nd in the NCAA) in free throw percentage at 76.0%.**
 - Arkansas shot over 80% at the line 15 times, including eight of the last nine.
- In general, Eric Musselman's collegiate teams do a great job getting to the free throw line. In fact, his teams have either ranked 1st or 2nd in their respective leagues and among the NCAA top 25 in each of his first seven years.
- Below are Musselman's teams' ranking in the **NCAA (first) and in their respective leagues (second)** in the categories:

MUSS TEAMS	2015-16	2016-17	2017-18	2018-19	2019-20	2020-21	2021-22
FT Att (NCAA/Conf)	2 / 1	13 / 1	16 / 2	16 / 1	8 / 2	4 / 1	1 / 1
FT Made (NCAA/Conf)	1 / 1	24 / 2	9 / 1	17 / 1	3 / 1	2 / 1	1 / 1

INDIVIDUALLY

- 2019-20 **Mason Jones led the NCAA in free throws made (233) and attempted (282)**
- 2020-21 **Moses Moody ranked 2nd in the NCAA in free throws made (151) and attempted (186)**
- 2021-22 Four Razorbacks ranked among the SEC top 15 in free throws made.**
 - Four Razorbacks rank among the SEC top 20 in free throw pct, including Chris Lykes at 2nd at 87.5%.

2021-22 MISCELLANEOUS STATS

RECORD BREAKDOWN

At Bud Walton Arena	2021-22: 17-1	Muss Era: 47-6
On The Road	2021-22: 4-4	Muss Era: 13-16
Neutral Site	2021-22: 6-4	Muss Era: 12-6
White "Razorback" Uni	2021-22: 4-0	Muss Era: 17-0
White "94 "Razorback" Uni	2021-22: 6-2	Muss Era: 20-6
White "Hog" Uni	2021-22: 4-1	Muss Era: 13-3
White "Arkansas" Uni	2021-22: 6-0	Muss Era: 6-0
Cardinal "Arkansas" Uni	2021-22: 1-2	Muss Era: 10-14
Cardinal "Razorback" Uni	2021-22: 1-3	Muss Era: 1-3
Cardinal Camo "Arkansas" Uni	2021-22: 2-0	Muss Era: 2-0
Cardinal "Hog" Uni	2021-22: 3-1 *	Muss Era: 3-1
Anthracite Uni	2021-22: 1-0	Muss Era: 1-1

* wore at home in 2022 vs UT in "Red-Out"

GENERAL

When ARK controls tip	2021-22: 20-7	Muss Era: 48-14
When OPP controls tip	2021-22: 8-2	Muss Era: 25-14
When ARK scores first	2021-22: 18-3	Muss Era: 43-11
When OPP scores first	2021-22: 10-6	Muss Era: 30-17

LEADS AND DEFICITS

Leading at the half	2021-22: 22-1	Muss Era: 55-3
2021-22: home: 13-1 road: 4-0 neutral 5-0		
Trailing at the half	2021-22: 4-8	Muss Era: 15-25
2021-22: home: 2-0 road: 1-3 neutral: 1-4		
Tied at the half	2021-22: 2-0	Muss Era: 2-0
2021-22: home: 2-0 road: 0-0 neutral 0-0		
With 5:00 left	Leading: 25-0 Trailing: 2-9 Tied: 1-0	
• Muss Era	Leading: 65-3 Trailing: 6-24 Tied: 2-1	
With 2:00 left	Leading: 22-1 Trailing: 4-8 Tied: 1-0	
• Muss Era	Leading: 65-5 Trailing: 6-21 Tied: 1-2	

Games decided by 1-to-5 points	6-4
Games decided by 6-to-10 points	9-2
Overtime games	2-0

OFFENSE

Scoring less than 70 points	2021-22: 5-5	Muss Era: 14-11
Scoring 70-79 points	2021-22: 13-2	Muss Era: 27-14
Scoring 80-89 points	2021-22: 6-2	Muss Era: 19-3
Scoring 90-99 points	2021-22: 4-0	Muss Era: 10-0
Scoring 100+ points	2021-22: 0-0	Muss Era: 3-0
1-2 Hogs in Double Figures	2021-22: 2-2	Muss Era: 4-7
3 Hogs in Double Figures	2021-22: 10-6	Muss Era: 27-16
4 Hogs in Double Figures	2021-22: 12-1	Muss Era: 29-3
5-7 Hogs in Double Figures	2021-22: 4-0	Muss Era: 21-2
8+ Hogs in Double Figures	2021-22: 0-0	Muss Era: 1-0
At least 1 Hog Scores 20+	2021-22: 15-7	Muss Era: 34-13
2+ Hogs Score 20+	2021-22: 1-1	Muss Era: 15-7

FG% (Muss Era)	50%+: 7-0 (17-1) 49.9-40%: 14-6 (44-18) <40%: 7-3 (11-9)
3FG% (Muss Era)	40%+: 5-0 (16-3) 39.9-30%: 5-4 (24-11) <30%: 18-5 (33-14)

REBOUNDING/TURNOVERS

Out-rebounding opponent	2021-22: 19-3	Muss Era: 40-6
Out-rebounded by opp.	2021-22: 7-6	Muss Era: 28-22
Rebounds are even	2021-22: 2-0	Muss Era: 4-1
Grabbing 10+ off reb	2021-22: 20-4	Muss Era: 40-14
Forcing 15+ turnovers	2021-22: 13-5	Muss Era: 38-16
Committing less than 15 TO	2021-22: 21-2	Muss Era: 55-12

BY MONTH

In November	2021-22: 6-0	Muss Era: 15-0
In December	2021-22: 4-3	Muss Era: 15-4
In January	2021-22: 6-2	Muss Era: 15-9
In February	2021-22: 7-1	Muss Era: 16-7
In March	2021-22: 4-3	Muss Era: 12-6

LED HIS TEAM IN SCORING (INCLUDES TIES)

Player	17-18	18-19	19-20	20-21	21-22	Career
Davis	NA	NA	NA	3	1	4
Johnson	NA	0	5	RS	-	5
Lykes	3	13	11	1	2	30
Notae	15	16	RS	7	17	55
J. Robinson	NA	NA	NA	0	-	0
Toney	NA	0	3	1	4	8
Umude	0	13	13	14	8	48
Vanover	NA	1	RS	2	2	5
Wade	5	JC	3	1	-	9
Williams	NA	NA	NA	0	3	3

LED HIS TEAM IN REBOUNDING (INCLUDES TIES)

Player	17-18	18-19	19-20	20-21	21-22	Career
Davis	NA	NA	NA	2	-	2
Johnson	NA	2	8	RS	2	12
Lykes (assists)	6	12	10	1	-	28
Notae	3	13	RS	0	4	21
J. Robinson	NA	NA	NA	0	1	1
Toney	NA	12	5	2	3	22
Umude	0	8	13	12	1	34
Vanover	NA	3	RS	5	-	8
Wade	5	JC	7	5	1	18
Williams	NA	NA	NA	7	29	36



One of the Best FT Shooting Teams in School History

- Not only did Arkansas lead the NCAA in free throws and lead the SEC in free throw percentage...
- ^ **76.0 FT% this season ranks 3rd in school history**
- ^ 633 free throws made ranks **3rd** in school history
- ^ **Arkansas shot 75.1% at the line in SEC games, the second-best percentage in school history.**
- ^ 301 free throws made in SEC games ranks **4th** in school history

One of the Best Rebounding Teams in School History

- Arkansas out-rebounded its opponents 22 times.
- ^ Arkansas was 19-3 when out-rebounding opponents this year and is 29-6 in such games in the Musselman era.
- ^ Arkansas grabbed **1,399 rebounds this season - 4th most in school history**
- ^ **Arkansas grabbed 682 rebounds in SEC games to set the school record** and the team's rebound average in SEC games of 37.9 ranks second.
- **Arkansas ranked 2nd in the SEC in defensive rebounding pct, getting 74.8% of the available off opponent misses.**
- ^ Arkansas has held opponents to single-digit offensive rebounds 25 times, six or fewer offensive rebounds 14 times.
- ^ Arkansas has held opponents to single-digit, second chance points 22 times.

The Avengers

- Coach Eric Musselman is 16-5 when trying to avenge a loss as a collegiate head coach.
- ^ Nevada was 8-4 when trying to avenge a loss and **is 8-1 at Arkansas when trying to avenge a loss**
- **In Year One at Arkansas, Muss was 3-1**
- ^ LSU, Missouri and Tennessee: all three games, lost on the road first and then won the return game at home
- ^ **Miss State (0-1): lost at MSU then lost on a tip-in basket at the buzzer at home in the 2nd meeting**
- **In Year Two at Arkansas, Muss was 3-0**
- ^ Missouri: lost at home and later won at Mizzou
- ^ LSU: lost on the road first and then won the return game at home
- ^ Alabama: lost on the road first and then won the return game at home
- **In Year Three at Arkansas, Muss was 2-0**
- ^ Miss State: lost on the road first and then won the return game at home
- ^ Texas A&M: lost on the road first and then won the return game at home

RAZORBACK FIRSTS IN NCAA TOURNEY GAMES

VERMONT

- ^ **Stanley Umude** played 40 minutes in both NCAA Tourney games. In the Vermont win, he became **the first Razorback to play 40 minutes in an NCAA game and have zero turnovers.** (NOTE: Au'Diese Toney played 39:53 versus Vermont and did not commit a turnover.)
- ^ **Arkansas only committed five turnovers, the fewest by a Razorback squad in an NCAA Tourney game.**

NEW MEXICO STATE

- ^ Despite giving up a 4-point play with 1 second left before halftime, **Arkansas held New Mexico State to 17 first-half points, the fewest by an Arkansas opponent in an NCAA Tourney game.** The previous mark was 18 by Wyoming in 1941.
- ^ **JD Notae had eight steals to tie a school record for thefts in an NCAA Tourney game** (tying for 2nd-most in any Razorback game).
- ^ **Jaylin Williams had 15 rebounds to set the school record for rebounds in an NCAA Tourney game.**

GONZAGA

- ^ Arkansas became the first team to defeat AP #1 in the regular season (Auburn) and AP #1 in the NCAA Tournament (Gonzaga)
- ^ Claimed its first ever win over an NCAA #1 seed

Valuing the Ball in the NCAA

- Arkansas only committed five turnovers versus Vermont.
- ^ Tied a season low (also had just five in game 3 versus Northern Iowa) and was the seventh single-digit effort this season
- Arkansas had 12 turnovers and 12 steals versus New Mexico State.
- ^ Of the 12 turnovers, five were charges called on the Razorbacks (four by JD Notae)
- ^ The 12 steals were the most by the Hogs since getting 11 in a loss at Alabama and eighth double-digit effort of the season.
- Arkansas only committed eight turnovers versus Gonzaga while forcing 15
- ^ It was the 8th time to have single-digit turnovers this year.
- Arkansas committed 11 turnovers versus Duke but forced 15.

Defensive Improvement Once SEC Play Began

• SCORING DEFENSE:	PRE-SEC: 69.8 (212th NCAA/12th SEC)	FINAL: 68.3 (145th NCAA/8th SEC)	SEC ONLY: 67.11 (2nd SEC)
• FG% DEFENSE:	PRE-SEC: 429 (214th NCAA/10th SEC)	FINAL: 412 (58th NCAA/4th SEC)	SEC ONLY: .397 (2nd SEC)
• 3PT% DEFENSE:	PRE-SEC: .364 (303rd NCAA/13th SEC)	FINAL: .325 (125th NCAA/11th SEC)	SEC ONLY: .301 (4th SEC)
• Opp 3's Made/GM:	PRE-SEC: 9.3	FINAL: 7.3	SEC ONLY: 6.3 (2nd SEC)

Defensive Firsts During 9-Game Win Streak

- Arkansas held its opponents below 40% shooting from the field each of the first six games of the nine-game win streak, including 29.2% vs Mizzou.
- ^ The last time Arkansas held six-straight opponents to less than 40% shooting was games 7-12 of the 2013-14 season.
- ^ **Arkansas is the only school to hold 6-straight, major-conference opponents under 40% shooting this season.** (HogStats)
- **For the first time in program history versus SEC competition, Arkansas held its opponents below 40% shooting in five straight games.**
- ^ **Arkansas is the only SEC school in the last 15 years to hold five-straight league opponents shooting under 35% (34.8%) AND force at least 90 turnovers in a five-game span.** (Jared Burson, ESPN researcher)
- ^ It is also the first time any Musselman-coached college team has held opponents to shooting below 40% in five straight.
- **For the first time since Arkansas joined the SEC, the Razorbacks held league opponents below 60 points in back-to-back road games:** LSU only scored 58 (Jan. 15) and Ole Miss was held to 55 Wednesday.
- ^ The last time Arkansas held conference opponents below 60 in back-to-back road games was TCU (L, 51-45) and Baylor (W, 88-59) in 1989 while members of the Southwest Conference.



3-Ball Streak Ends After 33 Years

- Arkansas had made a 3-pointer in 1,092 games prior to going 0-of-11 from deep in the 16-point win over South Carolina on Jan. 18. **The last game Arkansas did not make a 3-pointer was when the Razorbacks went 0-for-2 at Texas on Jan. 07, 1989.**
 - ^ It was the third-longest active streak in the NCAA at the time behind UNLV (1,144 games) and Duke (1,130 games).
 - ^ **IRONICALLY**, Miss State went 0-of-14 from 3-point range vs South Carolina in 2022.
 - ^ **IRONICALLY**, Arkansas made its 1,000th straight triple (by Mason Jones) versus South Carolina in Columbia in 2019.
 - ^ **IRONICALLY**, Vanderbilt had its 3-point streak end at of 1,080 games nearly two years ago to the date, going 0-of-25 in a home loss to Tennessee on Jan. 15, 2020. Kentucky is the only other SEC school to have a streak of 3-pointers made go over 1,000 games. The Wildcats drained a triple in 1.047 game before going 0-of-6 in an NCAA first round win over Davidson in 2018.
 - ^ UNLV and Princeton are the only two teams to make a 3-pointer in every game they have played since the 3-point line was adopted for the 1986-87 season.
 - ^ According to @sports_ref database, Arkansas's 16-point win was the largest margin of victory in a game which the winning team did not make a 3-pointer. **IRONICALLY**, the previous record was 10 points by Alabama in a win over South Carolina on Jan. 12, 2011.
- Arkansas only made one 3-pointer 22 times during the 1,092-game streak.**
 - ^ The last time Arkansas made just one (1-of-9) was in the Hog's 2021 Sweet 16 win over Oral Roberts (by Jalen Tate).
 - ^ Five of the 22 times, Lee Mayberry saved the streak by making Arkansas' only 3-pointer.
 - ^ **Arkansas is 7-0 in games it did not make a 3-pointer since 1986-87.** (HogStats.com)

Razorbacks/SEC Win 2022 SEC-Big 12 Challenge

- The ninth annual SEC-Big 12 Challenge took place Jan. 29, 2022, and the Razorbacks defeated West Virginia, 77-68.
- Overall, the SEC won this year's Challenge, 6-4 thanks to wins by Arkansas, Auburn, Florida, Alabama, Kentucky and Ole Miss. The SEC has won back-to-back Challenges but the Big 12 leads 48-41 in the games overall.
- Arkansas played in its eighth consecutive Challenge and is 4-4 in such games - 4-0 at home and 0-4 on the road.

- 12/04/14	at #20 Iowa State	L	77	95
- 01/30/16	Texas Tech	(ot) W	75	68
- 01/28/17	at Oklahoma State	L	71	99
- 01/27/18	Oklahoma State	W	66	65
- 01/26/19	at #13 Texas Tech	L	64	67
- 01/25/20	TCU	W	78	67
- 01/30/21	at Oklahoma State	L	77	81
- 01/29/22	West Virginia	W	77	86

Win at Florida Snapped Losing Streak in Gainesville

- Arkansas claimed an 82-74 come-from-behind win over Florida (Feb. 22) on the road. The win snapped a 14-game losing streak to the Gators in Gainesville dating back to Feb. 28, 1995.

Alabama Was The Rarest of Losses

- The recent starting lineup of JD Notae, Au'Diese Toney, Staley Umude, Trey Wade and Jaylin Williams lost for the first time. Also, the Razorbacks lost despite reaching several metrics that have traditionally added up to a win.
- Perhaps the biggest "upset" among the numbers is Arkansas (and Coach Musselman) lost despite holding an opponent to fewer than 70 points. IT WAS THE FIRST LOSS FOR ARKANSAS UNDER MUSS IN SUCH GAMES.**
- After that Alabama loss, Coach Muss fell to 42-1 at Arkansas when holding opponents under 70 points (24-1 when holding opponent between 60-69 points) and dropped to 106-8 overall as a collegiate coach (68-7 when holding opponent between 60-69 points).

Tennessee (on the road) Was Another Rare Loss

- After losing at Tennessee in the regular-season finale, head coach Eric Musselman said: **"If coming into the game ad someone said 'You are going to have 16 offensive rebounds, you are going to out-rebound Tennessee, you are going to have less turnovers than Tennessee, you are going to have more steals than Tennessee - a high, high steals team,' I would have thought, alright, we are going to win the game."**
- Arkansas played its worst half since SEC play began, allowing Tennessee to make 9-of-12 3-pointers and the Vols scored 50 first-half points ... the most since Tennessee scored 50 versus Razorbacks in Knoxville two years ago.
- However, down 23 (18:33 left), Arkansas went on a **14-2 run** to get to within 11. Later, down 19 (8:44 left), went on a **24-7 run, ending on an 12-1 spurt** to get to with 2 with 16 ticks left. Arkansas came up empty on its final two possessions and Tennessee went 2-of-4 at the line to provide the four-point margin of victory.

IN SEC GAMES ONLY, Hogs Had the Best Defense

- Arkansas allowed less than 60 points in 7 times in SEC action, including two times holding an opponent below 50 points (Mizzou had 43 and Tennessee had 48) and **the Razorbacks RANKED SECOND in scoring defense in SEC games at 67.11 ppg.** (Tennessee took overall as the leader over the last two games and had an SEC season average of 66.44)
- Arkansas showed dramatic improvement defending the 3-point shot. The Hogs ranked 10th in the SEC in 3PT FG% defense for the season (32.7%). **In 18 league games, Arkansas RANKED FOURTH in defending the 3-ball at 301%.**
- Arkansas held 11 SEC opponents to less than 40% shooting from the field and **RANKED SECOND in the conference in field goal percentage defense for league games at 39.7%.** (Auburn leads at 38.0%).
 - Williams was the only Hog in the positive (+2 in 33:36 minutes) in the 9-pt loss to Duke

Notae & Williams Make NCAA West Regional All-Tourney

- JD Notae and Jaylin Williams were voted to the NCAA West Regional All-Tournament team.
 - ^ Notae averaged 17.5 points, 5.3 rebounds 4.3 assists and 3.0 steals.
 - Had 17 and 18 points in the first two rounds and 21 in the win over Gonzaga
 - **Had 8 steals in the NM State game (tying a school record for most in an NCAA game)**
 - ^ Williams averaged a double-double (14.3 pts and 11.8 rebs).
 - Had a double-double in all four NCAA games and added 10 assists
 - **His 15 boards vs NM State is a school record for most in an NCAA ga,e**

Notae Tabbed All-American; Selected USBWA District POY

- JD Notae was the National and SEC Sixth Man of the Year last season. However, he was not on any preseason national teams or watch lists. The postseason was a different story as Notae earned seven All-American honors.
 - AP / Sporting News / USBWA / NCAA.com / Field of 68 / Dick Vitale / College Hoops Today





- ^ He is the 33rd All-American in Razorback basketball history and the fourth in as many years.
- Notae was also voted USBWA District VII (TX, ARK, LA) Player of the Year.
- ^ Bobby Portis in 2015 is the only other Hog to be District Player of the Year

Williams Gets National Honors

- Jaylin Williams was 1 of 6 players named to the **All-Glue team by The Athletic (Seth Davis)**.
- ^ It is the second straight year a Razorback has been honored by the Athletic as Justin Smith was selected to All-Glue Team last season.
- Williams, who was voted to the SEC All-Defensive Team, was named to the **Collegiansider.com Lefty Driesell Defensive All-America Team**.



Notae and Williams Named All-SEC; All-District


- JD Notae and Jaylin Williams are the **first pair of Razorbacks to be selected for the Coaches All-SEC first team since Scotty Thurman and Corliiss Williamson accomplished the feat in the 1994 and 1995 seasons**.
- ^ Note: *Todd Day and Lee Mayberry were named first team All-SEC by the AP in 1992 and both were named the coaches All-SEC team - one team, 11 members.*
- Williams **added SEC All-Defensive team honors** to join Daniel Gafford (2019) and Lee Mayberry (1992) are the only Razorbacks to be named first team All-SEC and selected to the SEC All-Defensive team.
- With Notae earning 1st team honors and Williams being 2nd team by the media, it marked the first time since 2018 two Razorbacks were honored by both the coaches and media.
- **Notae and Williams** were additionally selected for the **USBWA 10-person All-District VII team** and the **NABC All-District 20 second team**.

Notae Scores 1,000th Point ... Again • Record Book Finish

- **JD Notae scored his 1,000th point in a Razorback uniform versus Texas A&M in the SEC semis. He finished his two-year Razorback career with 1,070 points.**
- ^ He only scored five points in that A&M game, but the 3rd, 4th and 5th points were an old-fashion 3-point play early in the second half to give him exactly 1,000 at Arkansas.
- ^ Scored 410 points last season and scored 660 this season.
- ^ Became the 45th player to score 1,000 points in a Razorback uniform. He tied Daryl Macon for 36th on the school's all-time list.
- ^ The 6th Razorback to accomplish the feat in two seasons joining Mason Jones (1,146), Jaylen Barford (1,087), Macon (1,070), Bobby Portis (1,047) and Dusty Hannahs (1,047).
- **Notae scored 929 points in two seasons at Jacksonville and scored his 1,000th career point six games into last season - at the 5:09 mark of 2nd half versus Central Arkansas.**
- ^ **Notae had 1,99 career points in his four seasons.**

RECORD BOOK UPDATES

- ^ His 660 points scored this season is **8th-tied on the Razorback top 10**.
- ^ **His 589 field goal attempts is a Razorback single-season record**
- ^ His 249 3-point attempts for the season ranks **3rd**
- ^ His 81 steals led the SEC but was 1 shy of the Razorback top 10
- ^ **His 287 field goal attempts in SEC games** (despite missing one game) **is an Arkansas record**. *The previous mark was 270 field goal attempts in SEC games by Mason Jones.*
- ^ His 19.71 scoring average in SEC games ranks **5th** in school history for single-season.
- ^ His 335 points scored in SEC games ties Bobby Portis for **4th**. (Notae played 17 games compare to Portis' 18).
- ^ His 115 field goals made in SEC games ranks **8th** on the school's single-season list.
- ^ His 116 3-point attempts in SEC games ranks **10th**.
- ^ His 32 steals in SEC games **ties for 9th**.



Williams Sets Season Rebound Marks

- **With 10 boards vs Duke in the Elite 8, Williams finished with 364 rebounds for the season to set the school record.**
- ^ 349 by Derek Hood in 1999 was the record.
- 9.84 season rebound average ranks **5th**
- **HAD 183 REBOUNDS IN SEC GAMES TO BECOME THE PROGRAM'S LEADER**
- Bobby Portis previously held the mark with 168 rebounds in SEC games in 2015.
- **ALSO SET THE SCHOOL RECORD FOR REBOUND AVG IN SEC GAMES AT 10.17.**
- The previous record was 9.50 by Derek Hood (1999)

Notae Earns National and SEC Weekly Honors

- JD Notae averaged 26.0 points, 5.5 assists and 3.5 rebounds in wins at Florida and against #6/3 Kentucky. For his efforts, Notae was named both the National Player of the Week by both ESPN and Andy Katz/NCAA March Madness as well as being tabbed the SEC Player of the Week.
- At Florida, Notae had a team-high 22 points while adding six rebounds, three assists and two blocked shots in helping Arkansas snap a 14-game losing streak to the Gators in Gainesville. Notae scored five key points late in the game to secure the win. First, with Arkansas up one with 1:06 left, he drained a 3-pointer to put Arkansas up four. Then, after a defensive stop, Notae sank two free throws with 40 ticks left for a six-point cushion.
- Versus Kentucky, Notae had 30 points and eight assists as the Razorbacks defeated the Wildcats. **He became the first Razorback to have at least 30 and 8 in any game since the Hogs joined the SEC (1991-92). He additionally became the first SEC player to have at least 30 and 8 versus an AP top 10 team in the last 25 years.** It was the third time Notae has scored at least 30 points this season and his eight assists both tied a season-high and were a career-high in an SEC game.
- Notae led Arkansas to a 15-2 run to start the game versus Kentucky with eight points and two assists. (Notae accounted for 12 of the first 15 points.) While he only scored once inside the final 11:07, four of his eight assists came during the span, including assists on two of Jaylin Williams's three field goals when Williams scored 10 straight for the Hogs (3 FG and 4 FT) inside the final 4:38. His eighth assist of the game came with 1:22 left (to Williams) that put Arkansas up one (71-70), a lead the Hogs would not relinquish. Finally, up four with nine seconds left, Notae blocked a Ty Ty Washington shot to help seal the win.

If There is a J-Will; There is a Way

- Jaylin Williams played phenomenal basketball once SEC play began.
- Over **the last the last 23 games, he collected his 1st** (at Texas A&M), **2nd** (vs Missouri), **3rd** (at LSU), **4th** (vs Texas A&M), **5th** (vs West Virginia), **6th** (Auburn), **7th** (at Alabama), **8th** (at Missouri), **9th** (vs Tennessee), **10th** (at Florida), 11th (vs



Kentucky), **12th** (vs LSU), **13th** (vs Vermont), **14th** (vs NM State), **15th** (vs Gonzaga) and **16th** (vs Duke) **double-doubles**.

• **TWICE, WAS TABBED SEC CO-PLAYER OF THE WEEK JAN. 24 AND FEB. 21.**

• **DURING THE LAST 22 GAMES, ARKANSAS WAS 18-4 AND WILLIAMS:**

• **SINCE SEC PLAY BEGAN:**

- ^ In the SEC opener at Mississippi State, he had six assists and three blocked shots
- ^ He tied a **then career high with 13 rebounds** at LSU.
- ^ Followed that with a **then career-high 19 points** versus South Carolina.
- ^ Had a **career-high six steals** versus with a double-double in the Texas A&M win
- ^ Just missed his career-high with 18 points at Ole Miss, making 2-of-3 from 3-point range.
- ^ Had a **then career-high 15 rebounds** versus West Virginia.
- ^ Score a **career-high 22 points** at Alabama.
- ^ Grabbed a **career-high 16 rebounds** versus Tennessee.
- ^ Had double-doubles in all four NCAA games, **including 15 boards vs New Mexico St – the most by a Hog in an NCAA game**

Why Williams Made The Athletic's All-Glue Team

DEFENSIVE DISRUPTION

• **Drew an NCAA-best 54 charges** with 48 steals and 41 blocked shots for a total of 143 big defensive plays.

^ **Took multiple charges in a game 18 times.**

^ **Took four charges three times:**

- Vs Cincinnati, including one with nine seconds left to help seal the win.
- At LSU, including one with 59 seconds left that helped secure the win.
- Vs Tennessee, three over the final 2:09 in the first half.

^ Took **three charges 5 times:** G-Webb, at TX A&M (1/8), at UGA, at FLA, LSU (3/2).

^ Took **two charges 9 times:** UCA, TX A&M, Ole Miss. WVU, Miss State, AUB, Bama, Zags, Duke

• **Was 2nd on the team and 23rd in the SEC in steals with 1.30 avg (48 total).**

^ Led the team in steals seven times.

^ **Had a career-high six steals at home vs Texas A&M.**

• **Ranked 8th in the SEC in blocked shots (1.11)**

^ **Tied a career record with four blocked shots in the SEC quarterfinal vs LSU**

^ Had three blocked shots three times and two rejections eight times

REBOUNDING

• Jaylin Williams pulled down double-digit rebounds 20 times.

^ Ranked 2nd in the SEC (**6th NCAA**) in defensive rebounds (8.32)

^ Ranked 2nd in the SEC (**19th NCAA**) in overall rebounds (9.84)

^ Ranked 2nd in the SEC (**15th NCAA**) in double-doubles (16)

^ **Had a career-high 16 rebounds – including 15 defensive – vs Tennessee**

^ Had 15 boards vs NM State, **the most by a Hog in an NCAA Tournament game**

^ Pulled down a then career-high 15 rebounds vs West Virginia

Williams Named SEC co-Player of the Week Part 1

• Jaylin Williams averaged 16.5 points and 10.0 rebounds to be named SEC co-Player of the Week (Jan. 24). He shared the honor with Auburn's Walker Kessler.

• Overall versus Texas A&M, Williams became **the first major conference Division I player to have at least 14 points, 11 rebounds, six steals, three blocked shots and three assists since November 2010**, according to Sports Reference.

• **vs. South Carolina**, only played 26 minutes due to foul trouble but still scored a career-high 19 – hitting a career-high 9-of-10 free throws.

• **vs. Texas A&M**, record his fifth double-double of the season with 14 points and 11 rebounds ... Added a career-high six steals with three assists and three blocked shots.

Williams Named SEC co-Player of the Week Part 2

• Jaylin Williams averaged 13.0 points and 13.5 rebounds to be named SEC co-Player of the Week (Feb. 21). He shared the honor with Vanderbilt's Scotty Pippen Jr.

• **At Missouri**, Williams had 13 points and 11 rebounds while leading the team in assists (4) and blocked shots (2). He did most of his damage in leading Arkansas to a 46-27 halftime lead with seven points, seven rebounds and four assists.

• **In the Tennessee win**, Williams posted a career-high 16 rebounds (15 defensive), including 10 first-half boards. He tied for the game-high honors with 13 points. In the second half, Arkansas out-scored the Volunteers by nine as Williams led all players with nine points and six rebounds in the period. Williams additionally drew four charges, tying his career high for a third time this season, and moving his school-record total to 41 on the season.

Umude Gets NABC All-Star Nod

• Stanley Umude helped Arkansas to an NCAA Elite 8 finished and was rewarded by going to New Orleans during the Final Four weekend to play in the National Association of Basketball Coaches/Reese's College All-Star Game.

• Umude was the 10th Razorback to play in the NABC All-Star Game and first since 2017 (Moses Kingsley). Others to play in the game include Sidney Moncrief (1979), Scott Hastings (1982), Darrell Walker (1983), Alvin Robertson (1984), Andrew Lang (1988), Ron Huery (1991) and Lee Mayberry (1992) and Darrell Hawkins (1993).

Zero for 6

• Twice this season – at Georgia and at Missouri – Stanley Umude made six treys in a game.

• Led the Hogs to the win at Georgia with a **season-high 31 points**, a season-high four assists and **MAKING A CAREER-HIGH SIX 3-POINTERS**.

^ Up 4 (32-28) with 4 minutes left in the 1st half, Umude scored 23 points as part of a 41-14 run that – including back-to-back 3's to end the run in the second half for a 23-point lead. **VIDEO: MUSS ON THE 3's**

^ **Was the only Hog in the last 25 years to get 31+ pts, 4+ rebounds, 4+ assists, 2+ steals and 2+ blocks in a game. (HogStats)**

• At Missouri, he also **MADE SIX 3-POINTERS** and scored a game-high 23 points.

• Umude was additionally **6-of-6 at the free throw line** versus Vermont - both season highs.

Au'Some In KC

• Au'Diese Toney was named **Hall of Fame Classic MVP** as he led the team in both scoring (16.0 avg) and rebounding (9.0 avg).

^ Scored 13 vs K-State and 19 vs Cincinnati while grabbing nine rebounds in each game.





2021-22 SEC POSTSEASON HONORS

FIRST TEAM ALL-SEC - COACHES

JD NOTAE, ARKANSAS
JAYLIN WILLIAMS, ARKANSAS

Walker Kessler, Auburn
Jabari Smith, Auburn
Oscar Tshiebwe, Kentucky
Tari Eason, LSU
Iverson Molinar, Mississippi State
Santiago Vescovi, Tennessee
Scotty Pippen Jr., Vanderbilt

SECOND TEAM ALL-SEC - COACHES

Jaden Shackelford, Alabama
Colin Castleton, Florida
TyTy Washington Jr., Kentucky
Sahvir Wheeler, Kentucky
Darius Days, LSU
Kobe Brown, Missouri
Kennedy Chandler, Tennessee
Quenton Jackson, Texas A&M

SEC ALL-FRESHMAN - COACHES

Charles Bediako, Alabama
JD Davison, Alabama
Jabari Smith, Auburn
TyTy Washington Jr., Kentucky
Brandon Murray, LSU
Devin Carter, South Carolina
Kennedy Chandler, Tennessee
Zakai Zeigler, Tennessee

SEC ALL-DEFENSIVE - COACHES

Keon Ellis, Alabama
JAYLIN WILLIAMS, ARKANSAS

Walker Kessler, Auburn
Oscar Tshiebwe, Kentucky
Zakai Zeigler, Tennessee

"OF THE YEAR" HONORS - COACHES

Coach of the Year: Bruce Pearl, Auburn
Player of the Year: Oscar Tshiebwe, Kentucky
Scholar-Athlete of the Year: Jordan Wright, Vanderbilt
Freshman of the Year: Jabari Smith, Auburn
Sixth-Man of the Year: Tari Eason, LSU
Defensive Player of the Year: Walker Kessler, Auburn

SEC COMMUNITY SERVICE TEAM

Keon Ellis, Alabama
JD NOTAE, ARKANSAS
Dylan Cardwell, Auburn
Anthony Duruji, Florida
Jabri Abdur-Rahim, Georgia
Lance Ware, Kentucky
Efton Reid, LSU
Jarkel Joiner, Ole Miss
Isaac Stansbury, Mississippi State
Javon Pickett, Missouri
Jacobi Wright, South Carolina
John Fulkerson, Tennessee
Everett Vaughn, Texas A&M
Trey Thomas, Vanderbilt

FIRST TEAM ALL-SEC - AP

u-Scotty Pippen Jr., Vanderbilt
u-**JD NOTAE, ARKANSAS**
u- Oscar Tshiebwe, Kentucky
Walker Kessler, Auburn
Jabari Smith, Auburn

SECOND TEAM ALL-SEC - AP

Kennedy Chandler, Tennessee
Iverson Molinar, Mississippi State
Colin Castleton, Florida
Tari Eason, LSU
JAYLIN WILLIAMS, ARKANSAS

"OF THE YEAR" HONORS - AP

SEC Player of the Year: (u) Oscar Tshiebwe Kentucky
SEC Coach of the Year: Bruce Pearl, Auburn
SEC Newcomer of the Year: Jabari Smith, Auburn

^ Was a combined 12-of-15 at the free throw line in Kansas City.
^ Held Cincy's top offensive player, Jeremiah Davenport, to zero points on 0-of-4 shooting.

Toney, Toney, Toney

- Au'Diese Toney was arguably Arkansas' best defender while being a key scorer and the team's second-best rebounder over the last 22 games.
 - ^ **Locked down the team's "LOCK DOWN DEFENDER" award numerous times.**
 - ^ **Averaged 10.0 points and while shooting 80.2% from the FT line.**
 - ^ **Averaged 5.0 rebounds including three double-doubles**
 - led the team with 2.14 offensive boards per game, including 8 games with at least 3
- **Versus Vandy**, Au'Diese Toney had his first 20-point game as a Razorback, scoring 16 of his 20 in the 2nd half (5-of-5 FG)
 - ^ Tied a season-high with three assists.
 - ^ Was 6-of-7 from the field - including 5-of-5 in the 2nd half
 - ^ Was 7-of-9 at the free throw line.
- **at LSU**, Toney played a season 38:40 (including the whole second half).
 - ^ Had 12 points (4-of-8 FG • 4-of-6 FT) with four rebounds.
- **Versus South Carolina**, Toney pumped in 13 points with **eight rebounds (5 offensive) and a season-high three steals.**
- **Versus West Virginia**, Toney turned in his best offensive and defensive game since the Hall of Fame Classic. First, he scored a team-best 19 points (6-of-8 FG and 7-of-8 FT) with seven rebounds and a season-high three assists. On defense, he held WVU's leading scorer Taz Sherman to 4-of-11 shooting and seven of Sherman's 15 points came in the final 2 minutes.
- **Versus Auburn**, turned in his second double-double as a Razorback with 14 points and 10 rebounds (5 offensive boards).
- **Versus Tennessee**, was just 1-of-6 from the field, but was 6-of-6 at the line. **However, he grabbed 10 rebounds (four offensive) and held UT's leading scorer to 7 points (2-of-13 overall and 1-of-9 from 3-point range).**
- **Versus LSU**, was as efficient as he has been in SEC games, coring 18 points on 6-of-9 shooting and making 6-of-6 at the line. He was once again a standout on defense, helping hold Xavier Pinson to 5-of-21 shooting (0-of-7 3PT).
- **Vs LSU (SEC)**, turned in his third double-double as a Razorback with a **season-high 22 points (6-11 FG, 8-10 FT) and 10 rebounds (season-high 7 defensive boards).**
- **Versus Gonzaga**, grabbed seven rebounds (four offensive) with nine points and two blocks.

Lykes Likes Line (Clutch Inside 3 Minutes)

- Chris Lykes had two impressive streaks at the free throw line, including 21 straight at the line spanning 5 games earlier in the year and a streak of 19 straight. **He was a perfect 13-of-13 at the line in the NCAA**
- **IN 2021-22 INSIDE THE FINAL 3 MINUTES OF GAME (AND OT), LYKES MADE 46-OF-49 (93.8%) AT THE FREE THROW LINE.**

BIG GAMES FOR LYKES

- He **led the team in scoring in back-to-back games** with 26 points versus Northern Iowa and 14 versus Kansas State.
 - ^ The 26-point performance versus UNI was two points off his career high and his 17th career 20-point game. **It was just the 11th time since Arkansas joined the SEC (1991-92) that a Razorback scored 26+ points off the bench.** (HogStats)
 - ^ Versus K-State, scored a game-high 14 pts (tied) and **was 10-of-10 from the free throw line inside the final 1:46 to seal the win.**
 - ^ Versus **Cincinnati**, Lykes was 8-of-10 from the free throw line, **including 4-of-4 inside the final 21 seconds to seal the win.**
- Lykes led Arkansas versus **Elon**, scoring 21 points on just eight field goal attempts. He **was 12-of-12 at the line.**
- **vs LSU (SEC)**: Pumped in 18 points (including 6 straight to give Arkansas a lead its would not relinquish as the first half ended) ... Was 7-of-8 at the line and added three steals.
- **vs NM State (NCAA)**: Was a perfect 7-of-7 at the line, all inside the final 5:24 ... **Was 4-of-4 inside the final 10 seconds to give Arkansas a 4-point lead both times.**

Devo "Saved Us"

- Davonte Davis "saved us" with his play in the first half versus Vermont, said head coach Eric Musselman.
 - ^ Had 10 of his 14 points in the period making 4-of-5 from the field (1-1 3PT) with all three of his assists ... Was +12 in the first half to be the only Hog in double figures in Plus-Minus
 - * His play should not come as a surprise. Davis burst onto the national scene in last year's NCAA Tournament, helping the Razorbacks reach the NCAA Elite 8.
- Davis reached double figures in 5-of-8 of his NCAA Tournament games
 - ^ In eight career NCAA games, averages 11.0 ppg • 4.75 rpg • Shooting 46.3% FG and 90% FT

Très Magnifique

- Trey Wade was a late arrival to summer workouts as they waited for paperwork to clear. Then, he injured his knee and missed another month in the preseason.
- However, Wade was one of six Razorbacks to play in all 37 games. Although his production was inconsistent, the Razorbacks' season turned around with him in the starting lineup.
- Versus Missouri (Jan 12), had a breakout game with a season-high 17 points (7-10 FG) with five rebounds, three steals, three assists and two steals.
- Four games later, he spurred a win at Ole Miss with 12 pts (5-5 FG), five rebs and five assists.
- At Missouri, Wade recorded **his first double-double as a Razorback** (4th for his career) with 12 points and 11 rebounds.
- **Played a key role in the Sweet 16 win over #1 Gonzaga** ... The Zags were content with Wade shooting and he responded with 15 points (6-1 FG; 3-4 3PT) and seven rebounds while holding Chet Holmgren to just 11 points (5-9 FG).



ARKANSAS RAZORBACKS
2021-22 SEASON RESULTS & LEADERS

RECORD:	OVERALL	HOME	AWAY	NEUTRAL
ALL GAMES	28-9	17-1	5-4	6-4
CONFERENCE	13-5	8-1	5-4	0-0
NON-CONFERENCE	15-4	9-0	0-0	6-4

DATE	TIME (CT)	R A N K	OPPONENT	TV	RESULT	ATTEND	RECORD	(SEC)	HIGH POINTS	HIGH REBOUNDS
11/09/21	7:00 pm	16/15	– MERCER	SEC Network Plus	W 74-61	19200	1-0	--	(30) JD Notae	(11) Au'Diese Toney
11/13/21	2:00 pm	16/15	– GARDNER-WEBB	SEC Network Plus	W 86-69	19200	2-0	--	(19) Connor Vanover	(8) Jaylin Williams
11/17/21	7:00 pm	16/15	-- NORTHERN IOWA	SEC Network Plus	W 93-80	19200	3-0	--	(26) Chris Lykes	(9) Stanley Umude
11/22/21	8:00 pm +	13/12	-- vs Kansas State	ESPNNews	W 72-64	9409	4-0	--	(14) Chris Lykes (14) Connor Vanover	(9) Au'Diese Toney
11/23/21	8:30 pm +	13/12	-- vs Cincinnati	ESPN2	W 73-67	7255	5-0	--	(19)Au'Diese Toney	(11)Jaylin Williams
11/28/21	3:00 pm	13/12	-- PENN	SEC Network	W 76-60	19200	6-0	--	(28)JD Notae	(9)JD Notae (9)Jaylin Williams
12/01/21	7:00 pm	10/9	-- CENTRAL ARKANSAS	SEC Network Plus	W 97-60	19200	7-0	--	(17)Stanley Umude	(13)Jaylin Williams
12/04/21	3:00 pm	10/9	-- LITTLE ROCK	SEC Network	W 93-78	19200	8-0	--	(18)Au'Diese Toney (18)JD Notae	(8)Au'Diese Toney
12/07/21	8:00 pm	12/10	-- CHARLOTTE	SEC Network	W 86-66	19200	9-0	--	(23)JD Notae	(10)JD Notae
12/11/21	12:30 pm @	12/10	RV/RV vs Oklahoma	ESPN2	66-88 L	12746	9-1	--	(26)Davonte Davis	(7)Jaylin Williams
12/18/21	7:00 pm &	24/19	-- vs Hofstra	–	81-89 L	14685	9-2	--	(20)JD Notae	(8)Jaylin Williams
12/21/21	6:00 pm	RV/RV	-- ELON	SEC Network	W 81-55	19200	10-2	--	(21)Chris Lykes	(7)Kamani Johnson (7)JD Notae
12/29/21	4:00 pm *	--/RV	-- at Mississippi State	SEC Network	68-81 L	6629	10-3	0-1	(19)Stanley Umude	(7)Jaxon Robinson (7)Jaylin Williams
01/04/22	7:30 pm *	--/RV	-- VANDERBILT	SEC Network	74-75 L	19200	10-4	0-2	(28)Stanley Umude	(10)Jaylin Williams
01/08/22	12:00 pm *	--/RV	-- at Texas A&M	SEC Network	81-86 L	7967	10-5	0-3	(31)JD Notae	(11)Jaylin Williams
01/12/22	8:00 pm *	--	-- MISSOURI	SEC Network	W 87-43	19200	11-5	1-3	(19)JD Notae	(10)Jaylin Williams
01/15/22	1:00 pm *	--	12/12 at LSU	ESPN2	W 65-58	12734	12-5	2-3	(19)JD Notae	(13)Jaylin Williams
01/18/22	6:00 pm *	--	-- SOUTH CAROLINA	SEC Network	W 75-59	19200	13-5	3-3	(19)Jaylin Williams	(9)Jaylin Williams
01/22/22	7:30 pm *	--	RV/RV TEXAS A&M	SEC Network (OT)	W 76-73	19200	14-5	4-3	(17)JD Notae	(11)Jaylin Williams
01/26/22	6:00 pm *	--	-- at Ole Miss	SEC Network	W 64-55	6642	15-5	5-3	(25)JD Notae	(8)Jaylin Williams
01/29/22	1:00 pm %	--	-- WEST VIRGINIA	ESP2	W 77-68	19200	16-5	--	(19)Au'Diese Toney	(15)Jaylin Williams
02/02/22	7:00 pm *	RV/RV	-- at Georgia	ESPNU	W 99-73	6448	17-5	6-3	(31)Stanley Umude	(9)JD Notae
02/05/22	7:30 pm *	RV/RV	-- MISSISSIPPI STATE	SEC Network	W 63-55	19200	18-5	7-3	(14)JD Notae	(9)Jaylin Williams
02/08/22	6:00 pm *	RV/RV	1/2 AUBURN	ESPN2 (OT)	W 80-76	20327 BUD WALTON RECORD	19-5	8-3	(28)JD Notae	(11)Jaylin Williams
02/12/22	11:00 am *	RV/RV	RV/RV at Alabama	SEC Network	67-68 L	10353	19-6	8-4	(22)Jaylin Williams	(10)Jaylin Williams
02/15/22	8:00 pm *	23/24	-- at Missouri	SEC Network	W 76-57	7448	20-6	9-4	(23)Stanley Umude	(11)Trey Wade
02/19/22	3:00 pm *	23/24	16/13 TENNESSEE	ESPN	W 58-48	19200	21-6	10-4	(13)Jaylin Williams (13)JD Notae	(16)Jaylin Williams
02/22/22	7:00 pm *	18/18	-- at Florida	ESPN2	W 82-74	9023	22-6	11-4	(22)JD Notae	(10)Jaylin Williams
02/26/22	1:00 pm *	18/18	6/3 KENTUCKY	CBS	W 75-73	19200	23-6	12-4	(30)JD Notae	(12)Jaylin Williams
03/02/22	8:00 pm *	14/15	RV/- LSU	ESPN2	W 77-76	19200	24-6	13-4	(23)Stanley Umude	(10)Jaylin Williams
03/05/22	12:00 pm *	14/15	13/13 at Tennessee	ESPN	74-78 L	21678	24-7	13-5	(20)JD Notae	(8)Kamani Johnson
03/11/22	2:40 pm ^	15/16	vs (5 seed) LSU	ESPN	W 79-67	16094	25-7	--	(22)Au'Diese Toney	(11)Jaylin Williams
03/12/22	1:00 pm ^	15/16	vs (8 seed) Texas A&M	ESPN	64-82 L	20670	25-8	--	(20)Stanley Umude	(9)Jaylin Williams
03/17/22	9:20 pm !	17/18	RV/RV vs (12 seed) Vermont	TNT	W 75-71	16194	26-8	--	(21)Stanley Umude	(10)Jaylin Williams
03/19/22	8:40 pm !	17/18	vs (13 seed) New Mexico St.	TNT	W 53-48	18299	27-8	--	(18)JD Notae	(15)Jaylin Williams
03/24/22	4:09 pm ~	17/18	1/1 vs (1 seed) vs Gonzaga	CBS	W 74-68	17514	28-8	--	(21)JD Notae	(12)Jaylin Williams
03/26/22	5:49 pm ~	17/18	9/10 vs Duke	TBS	69-78 L	17739	28-9	--	(19)Jaylin Williams	(10)Jaylin Williams

Home Games in CAPS | * - Southeastern Conference game | + Hall of Fame Classic (Kansas City, Mo. - T-Mobile Center) | % - Big 12/SEC Challenge
 @ - played in Tulsa, Okla. (BOK Center) | & - played in North Little Rock (Simmons Bank Arena) | ^ - SEC Tournament (Tampa, Fla. - Amalie Arena)
 ! - NCAA 1st & 2nd Rds (Buffalo, N.Y. - KeyBank Center) || ~ - NCAA West Regional (San Francisco, Calif. - Chase Center)

ATTENDANCE SUMMARY	GAMES	TOTALS	AVG/GAME
HOME	18	346727	19263
AWAY	9	88922	9880
NEUTRAL	10	150605	15060
TOTAL	37	586254	15845



ARKANSAS RAZORBACKS

2021-22 SEASON STATISTICS • ALL GAMES



RECORD: OVERALL HOME AWAY NEUTRAL
ALL GAMES 28-9 17-1 5-4 6-4
CONFERENCE 13-5 8-1 5-4 0-0
NON-CONFERENCE 15-4 9-0 0-0 6-4

Main player statistics table with columns for Player, GP, GS, Min, Avg, FG, FGA, Pct, 3FG, FGA, Pct, FT, FTA, Pct, REBOUNDS (Off, Def, Tot, Avg), PFFO, A, TO, Blk, St, Pts, Avg. Includes team and opponent totals.

SCORE BY PERIODS: 1st 2nd OT Total
Arkansas 1290 1494 26 2810
Opponents 1170 1338 19 2527

DEADBALL REBOUNDS: OFF DEF TOTAL
Arkansas 102 18 120
Opponents 83 14 97

ARKANSAS RAZORBACKS

2021-22 STATISTICS • SEC GAMES ONLY



RECORD: OVERALL HOME AWAY
SEC ONLY 13-5 8-1 5-4

Main player statistics table for SEC games only, similar structure to the all-games table.

SCORE BY PERIODS: 1st 2nd OT Total
Arkansas 625 690 26 1341
Opponents 576 613 19 1208

DEADBALL REBOUNDS: OFF DEF TOTAL
Arkansas 49 10 59
Opponents 43 7 50



ARKANSAS RAZORBACKS

2022 SEC TOURNAMENT ONLY



RECORD: OVERALL
SEC TOURNAMENT ONLY 1-1

#	Player	GP	GS	Min	Avg	• TOTAL •			• 3-PTS •			• REBOUNDS •				PF	FO	A	TO	Blk	St	Pts	Avg				
						FG	FGA	Pct	3FG	FGA	Pct	FT	FTA	Pct	Off									Def	Tot	Avg	
5	Au'Diese Toney	2	2	76	38.0	12	20	.600	2	4	.500	14	16	.875	4	9	13	6.5	8	0	3	3	2	1	40	20.0	
0	Stanley Umude	2	2	55	27.5	10	20	.500	4	8	.500	3	3	1.000	2	6	8	4.0	4	0	2	4	2	1	27	13.5	
1	JD Notae	2	2	59	29.5	6	22	.273	1	12	.083	11	14	.786	2	8	10	5.0	5	0	8	7	1	4	24	12.0	
11	Chris Lykes	2	0	47	23.5	5	13	.385	1	6	.167	8	10	.800	0	1	1	0.5	6	0	3	3	0	4	19	9.5	
4	Davonte Davis	2	0	37	18.5	5	12	.417	0	4	.000	1	1	1.000	1	1	2	1.0	2	0	4	3	0	1	11	5.5	
10	Jaylin Williams	2	2	62	31.0	5	15	.333	0	2	.000	0	1	.000	3	17	20	10.0	5	0	4	6	4	2	10	5.0	
3	Trey Wade	2	2	49	24.5	3	7	.429	1	3	.333	0	0	.000	4	6	10	5.0	4	0	1	2	1	0	7	3.5	
20	Kamani Johnson	2	0	10	5.0	0	0	.000	0	0	.000	0	0	.000	2	0	2	1.0	1	0	0	0	0	1	0	0.0	
2	Khalen Robinson	1	0	3	3.0	1	1	1.000	0	0	.000	3	4	.750	0	0	0	0.0	0	0	0	0	0	1	5	5.0	
14	Jaxson Robinson	1	0	2	2.0	0	0	.000	0	0	.000	0	0	.000	0	0	0	0.0	0	0	0	0	0	0	0	0.0	
TEAM.....																											
Arkansas.....		2				47 110 .427			9 39 .231			40 49 .816				18 49 67 33.5		35 0 25 30 10 15		143 71.5							
Opponents.....		2				49 112 .438			12 34 .353			39 46 .848				15 51 66 33.0		36 0 30 25 6 20		149 74.5							

SCORE BY PERIODS:	1st	2nd	OT	Total
Arkansas	53	90	143	
Opponents	62	87	149	

DEADBALL REBOUNDS:	OFF	DEF	TOTAL
Arkansas	3	0	3
Opponents	6	0	6

ARKANSAS RAZORBACKS

2022 NCAA TOURNAMENT ONLY



RECORD: OVERALL
NCAA TOURNAMENT ONLY 3-1

#	Player	GP	GS	Min	Avg	• TOTAL •			• 3-PTS •			• REBOUNDS •				PF	FO	A	TO	Blk	St	Pts	Avg				
						FG	FGA	Pct	3FG	FGA	Pct	FT	FTA	Pct	Off									Def	Tot	Avg	
1	JD Notae	4	4	130	32.5	24	77	.312	6	27	.222	16	20	.800	3	18	21	5.3	16	2	17	15	4	12	70	17.5	
10	Jaylin Williams	4	4	144	36.0	20	49	.408	3	12	.250	14	18	.778	6	41	47	11.8	9	0	10	5	1	3	57	14.3	
00	Stanley Umude	4	4	135	33.8	16	34	.471	7	19	.368	11	11	1.000	0	20	20	5.0	13	0	9	5	4	2	50	12.5	
04	Davonte Davis	4	0	124	31.0	12	30	.400	2	7	.286	5	5	1.000	3	9	12	3.0	8	0	7	5	0	4	31	7.8	
05	Au'Diese Toney	4	4	150	37.5	11	24	.458	1	5	.200	3	8	.375	7	10	17	4.3	13	0	1	3	5	2	26	6.5	
03	Trey Wade	4	4	86	21.5	10	20	.500	4	9	.444	0	0	.000	4	8	12	3.0	3	0	2	1	1	3	24	6.0	
11	Chris Lykes	4	0	27	6.8	0	6	.000	0	3	.000	13	13	1.000	0	1	1	0.3	3	0	1	1	0	0	13	3.3	
20	Kamani Johnson	2	0	4	2.0	0	1	.000	0	0	.000	0	0	.000	0	0	0	0.0	3	0	0	0	0	0	0	0.0	
45	Lawson Blake	1	0	0	0.0	0	0	.000	0	0	.000	0	0	.000	0	0	0	0.0	0	0	0	0	0	0	0	0.0	
21	Cade Arbogast	1	0	0	0.0	0	0	.000	0	0	.000	0	0	.000	0	0	0	0.0	0	0	0	0	0	0	0	0.0	
13	Chance Moore	1	0	0	0.0	0	0	.000	0	0	.000	0	0	.000	0	0	0	0.0	0	0	0	0	0	0	0	0.0	
02	Khalen Robinson	1	0	0	0.0	0	0	.000	0	0	.000	0	0	.000	0	0	0	0.0	0	0	0	0	0	0	0	0.0	
TEAM.....																											
Razorbacks.....		4				93 241 .386			23 82 .280			62 75 .827				29 111 140 35.0		68 2 47 36 15 26		271 67.8							
Opponents.....		4				97 228 .425			24 81 .296			47 65 .723				29 123 152 38.0		68 1 38 55 13 17		265 66.2							

SCORE BY PERIODS:	1st	2nd	Total
Arkansas	125	146	271
Opponents	118	147	265

DEADBALL REBOUNDS:	OFF	DEF	TOTAL
Arkansas	7	1	8
Opponents	8	2	10





2021-22 RAZORBACK GAME-BY-GAME STATISTICS

Opponent	Date	Score	W/L	• TOTAL •			• 3-PTRS •			• FT •			• REBOUNDS •				PF	A	TO	Blk	Stl	Pts	Avg
				FG	FGA	Pct	3FG	FGA	Pct	FT	FTA	Pct	Off	Def	Tot	Avg							
MERCER	11/09/21	74-61	W	26	55	.473	6	21	.286	16	22	.727	11	24	35	35.0	6	13	15	2	12	74	74.0
GARDNER-WEBB	11/13/21	86-69	W	32	68	.471	13	27	.481	9	15	.600	12	27	39	37.0	17	23	9	5	6	86	80.0
NORTHERN IOWA	11/17/21	93-80	W	35	69	.507	10	24	.417	13	17	.765	7	32	39	37.7	14	21	5	6	7	93	84.3
vs Kansas State	11/22/21	72-64	W	21	58	.362	3	22	.136	27	34	.794	13	28	41	38.5	20	9	12	3	7	72	81.2
vs Cincinnati	11/23/21	73-67	W	23	66	.348	3	17	.176	24	32	.750	18	28	46	40.0	15	12	11	3	6	73	79.6
PENN	11/28/21	76-60	W	32	63	.508	3	17	.176	9	16	.563	11	33	44	40.7	14	17	15	3	8	76	79.0
CENTRAL ARKANSAS	12/01/21	97-60	W	40	73	.548	4	18	.222	13	26	.500	13	34	47	41.6	17	22	12	5	16	97	81.6
LITTLE ROCK	12/04/21	93-78	W	34	60	.567	6	20	.300	19	26	.731	8	23	31	40.2	16	20	8	2	8	93	83.0
CHARLOTTE	12/07/21	86-66	W	34	64	.531	3	13	.231	15	20	.750	15	26	41	40.3	13	14	13	3	9	86	83.3
vs Oklahoma	12/11/21	66-88	L	21	61	.344	7	24	.292	17	18	.944	9	20	29	39.2	18	10	14	3	6	66	81.6
vs Hofstra	12/18/21	81-89	L	29	65	.446	12	31	.387	11	13	.846	6	27	33	38.6	20	17	15	5	7	81	81.5
ELON	12/21/21	81-55	W	22	48	.458	8	22	.364	29	35	.829	10	31	41	38.8	16	14	13	10	5	81	81.5
at Mississippi State	12/29/21	68-81	L	25	59	.424	8	27	.296	10	14	.714	11	20	31	38.2	20	15	17	4	5	68	80.5
VANDERBILT	01/04/22	74-75	L	25	54	.463	6	22	.273	18	28	.643	8	20	28	37.5	20	14	14	4	11	74	80.0
at Texas A&M	01/08/22	81-86	L	27	66	.409	6	19	.316	21	29	.724	20	26	46	38.1	23	16	18	5	5	81	80.1
MISSOURI	01/12/22	87-43	W	32	64	.500	4	19	.211	19	26	.731	11	28	39	38.1	15	18	8	6	13	87	80.5
at LSU	01/15/22	65-58	W	23	55	.418	5	17	.294	14	18	.778	13	28	41	38.3	18	8	19	2	7	65	79.6
SOUTH CAROLINA	01/18/22	75-59	W	24	59	.407	0	11	.000	27	33	.818	14	29	43	38.6	19	8	11	5	7	75	79.3
TEXAS A&M	01/22/22	76-73	Wot	24	64	.375	7	20	.350	21	25	.840	13	28	41	38.7	17	16	16	6	14	76	79.2
at Ole Miss	01/26/22	64-55	W	24	50	.480	8	18	.444	8	12	.667	4	27	31	38.3	14	16	14	5	6	64	78.4
WEST VIRGINIA	01/29/22	77-68	W	23	51	.451	3	14	.214	28	34	.824	11	33	44	38.6	18	11	15	5	4	77	78.3
at Georgia	02/02/22	99-73	W	40	71	.563	15	28	.536	4	7	.571	7	28	35	38.4	17	23	13	5	11	99	79.3
MISSISSIPPI STATE	02/05/22	63-55	W	23	61	.377	4	19	.211	13	22	.591	11	28	39	38.4	17	12	6	4	8	63	78.6
AUBURN	02/08/22	80-76	Wot	23	67	.343	8	27	.296	26	32	.813	11	31	42	38.6	17	10	11	5	11	80	78.6
at Alabama	02/12/22	67-68	L	22	70	.314	6	21	.286	17	24	.708	21	25	46	38.9	17	11	16	0	7	67	78.2
at Missouri	02/15/22	76-57	W	26	53	.491	11	21	.524	13	17	.765	7	28	35	38.7	16	13	11	4	6	76	78.1
TENNESSEE	02/19/22	58-48	W	18	59	.305	5	22	.227	17	22	.773	12	31	43	38.9	16	7	10	5	6	58	77.3
at Florida	02/22/22	82-74	W	29	63	.460	7	18	.389	17	20	.850	12	27	39	38.9	18	13	6	2	5	82	77.5
KENTUCKY	02/26/22	75-73	W	28	58	.483	5	18	.278	14	17	.824	8	24	32	38.7	13	14	12	5	5	75	77.4
LSU	03/02/22	77-76	W	24	54	.444	5	21	.238	24	28	.857	10	24	34	38.5	15	12	12	4	3	77	77.4
at Tennessee	03/05/22	74-78	L	23	62	.371	10	28	.357	18	27	.667	16	21	37	38.5	25	11	15	2	9	74	77.3
vs LSU	03/11/22	79-67	W	24	57	.421	6	21	.286	25	31	.806	14	28	42	38.6	21	12	15	5	9	79	77.3
vs Texas A&M	03/12/22	64-82	L	23	53	.434	3	18	.167	15	18	.833	4	21	25	38.2	14	13	15	5	6	64	76.9
vs Vermont	03/17/22	75-71	W	24	56	.429	7	21	.333	20	25	.800	8	31	39	38.2	19	12	5	3	2	75	76.9
vs New Mexico St.	03/19/22	53-48	W	14	51	.275	3	16	.188	22	25	.880	3	31	34	38.1	14	10	12	1	12	53	76.2
vs Gonzaga	03/24/22	74-68	W	29	72	.403	7	25	.280	9	14	.643	10	32	42	38.2	20	13	8	6	6	74	76.1
vs Duke	03/26/22	69-78	L	26	62	.419	6	20	.300	11	11	1.000	8	17	25	37.8	15	12	11	5	6	69	75.9
Arkansas		2810		972	2241	.434	233	767	.304	633	833	.760	400	999	1399	37.8	624	512	452	153	281	2810	75.9
Opponents		2527		880	2135	.412	269	829	.324	498	681	.731	338	953	1291	34.9	721	464	549	128	244	2527	68.3

Games played: 37
 Points/game: 75.9
 FG Pct: 43.4
 3FG Pct: 30.4
 FT Pct: 76.0

Rebounds/game: 37.8
 Assists/game: 13.8
 Turnovers/game: 12.2
 Assist/turnover ratio: 1.1
 Steals/game: 7.6
 Blocks/game: 4.1



2021-22 OPPONENT GAME-BY-GAME STATISTICS

Opponent	Date	Score	W/L	• TOTAL •			• 3-PTRS •			• REBOUNDS •			PF	A	TO	Blk	Stl	Pts	Avg				
				FG	FGA	Pct	3FG	FGA	Pct	FT	FTA	Pct								Off	Def	Tot	Avg
MERCER	11/09/21	74-61	W	23	51	.451	13	31	.419	2	6	.333	4	18	22	22.0	16	17	18	2	7	61	61.0
GARDNER-WEBB	11/13/21	86-69	W	24	53	.453	13	31	.419	8	11	.727	5	24	29	25.5	18	17	15	2	4	69	65.0
NORTHERN IOWA	11/17/21	93-80	W	27	67	.403	17	37	.459	9	13	.692	9	29	38	29.7	14	17	12	2	3	80	70.0
vs Kansas State	11/22/21	72-64	W	22	59	.373	3	22	.136	17	23	.739	12	29	41	32.5	25	7	15	3	7	64	68.5
vs Cincinnati	11/23/21	73-67	W	24	59	.407	8	24	.333	11	13	.846	6	26	32	32.4	28	8	14	5	1	67	68.2
PENN	11/28/21	76-60	W	21	57	.368	7	27	.259	11	16	.688	6	22	28	31.7	14	11	15	1	9	60	66.8
CENTRAL ARKANSAS	12/01/21	97-60	W	22	55	.400	9	21	.429	7	15	.467	5	26	31	31.6	19	13	25	1	6	60	65.9
LITTLE ROCK	12/04/21	93-78	W	27	56	.482	8	21	.381	16	23	.696	8	23	31	31.5	19	16	14	3	3	78	67.4
CHARLOTTE	12/07/21	86-66	W	25	56	.446	6	24	.250	10	11	.909	4	17	21	30.3	17	15	12	3	5	66	67.2
vs Oklahoma	12/11/21	66-88	L	28	51	.549	13	22	.591	19	22	.864	5	31	36	30.9	19	18	16	1	7	88	69.3
vs Hofstra	12/18/21	81-89	L	31	65	.477	7	22	.318	20	23	.870	8	32	40	31.7	9	17	11	0	9	89	71.1
ELON	12/21/21	81-55	W	21	59	.356	8	26	.308	5	9	.556	8	19	27	31.3	23	12	11	4	6	55	69.8
at Mississippi State	12/29/21	68-81	L	27	59	.458	5	17	.294	22	28	.786	15	24	39	31.9	12	15	12	3	12	81	70.6
VANDERBILT	01/04/22	74-75	L	23	52	.442	10	25	.400	19	26	.731	8	27	35	32.1	26	13	17	1	7	75	70.9
at Texas A&M	01/08/22	81-86	L	31	55	.564	8	19	.421	16	30	.533	6	26	32	32.1	28	16	13	9	10	86	71.9
MISSOURI	01/12/22	87-43	W	14	48	.292	2	16	.125	13	14	.929	6	25	31	32.1	19	8	23	3	5	43	70.1
at LSU	01/15/22	65-58	W	21	55	.382	5	19	.263	11	17	.647	11	20	31	32.0	21	11	16	4	14	58	69.4
SOUTH CAROLINA	01/18/22	75-59	W	20	59	.339	7	23	.304	12	24	.500	15	21	36	32.2	22	11	18	3	7	59	68.8
TEXAS A&M	01/22/22	76-73	Wot	23	62	.371	8	26	.308	19	20	.950	12	28	40	32.6	23	10	19	9	11	73	69.1
at Ole Miss	01/26/22	64-55	W	19	55	.345	4	18	.222	13	13	1.000	9	24	33	32.7	15	9	14	1	8	55	68.3
WEST VIRGINIA	01/29/22	77-68	W	23	60	.383	7	26	.269	15	21	.714	7	19	26	32.3	29	9	9	4	8	68	68.3
at Georgia	02/02/22	99-73	W	24	53	.453	8	17	.471	17	26	.654	6	26	32	32.3	14	16	19	3	8	73	68.5
MISSISSIPPI STATE	02/05/22	63-55	W	18	51	.353	3	12	.250	16	22	.727	8	30	38	32.6	17	11	12	3	2	55	68.0
AUBURN	02/08/22	80-76	Wot	30	80	.375	8	32	.250	8	17	.471	24	36	60	33.7	28	8	19	9	5	76	68.3
at Alabama	02/12/22	67-68	L	24	56	.429	7	29	.241	13	17	.765	11	29	40	34.0	22	13	24	7	4	68	68.3
at Missouri	02/15/22	76-57	W	21	57	.368	5	17	.294	10	12	.833	10	22	32	33.9	15	12	13	3	7	57	67.8
TENNESSEE	02/19/22	58-48	W	16	59	.271	4	24	.167	12	18	.667	14	32	46	34.3	24	5	15	4	6	48	67.1
at Florida	02/22/22	82-74	W	26	58	.448	8	25	.320	14	18	.778	8	23	31	34.2	14	15	9	5	3	74	67.4
KENTUCKY	02/26/22	75-73	W	30	66	.455	4	15	.267	9	13	.692	16	23	39	34.4	17	16	12	3	7	73	67.6
LSU	03/02/22	77-76	W	26	72	.361	6	28	.214	18	19	.947	22	21	43	34.7	25	13	10	3	9	76	67.8
at Tennessee	03/05/22	74-78	L	23	50	.460	12	18	.667	20	30	.667	6	27	33	34.6	25	17	17	5	7	78	68.2
vs LSU	03/11/22	79-67	W	18	51	.353	4	19	.211	27	31	.871	6	22	28	34.4	20	12	12	5	11	67	68.1
vs Texas A&M	03/12/22	64-82	L	31	61	.508	8	15	.533	12	15	.800	9	29	38	34.5	16	18	13	1	9	82	68.5
vs Vermont	03/17/22	75-71	W	26	58	.448	9	24	.375	10	17	.588	6	26	32	34.4	21	13	6	1	1	71	68.6
vs New Mexico St.	03/19/22	53-48	W	18	53	.340	6	26	.231	6	10	.600	5	36	41	34.6	15	8	19	4	4	48	68.0
vs Gonzaga	03/24/22	74-68	W	24	64	.375	5	21	.238	15	20	.750	11	34	45	34.9	17	9	15	3	5	68	68.0
vs Duke	03/26/22	69-78	L	29	53	.547	4	10	.400	16	18	.889	7	27	34	34.9	15	8	15	5	7	78	68.3
Opponents		2527		880	2135	.412	269	829	.324	498	681	.731	338	953	1291	34.9	721	464	549	128	244	2527	68.3
Arkansas		2810		972	2241	.434	233	767	.304	633	833	.760	400	999	1399	37.8	624	512	452	153	281	2810	75.9



Games played: 37
 Points/game: 68.3
 FG Pct: 41.2
 3FG Pct: 32.4
 FT Pct: 73.1

Rebounds/game: 34.9
 Assists/game: 12.5
 Turnovers/game: 14.8
 Assist/turnover ratio: 0.8
 Steals/game: 6.6
 Blocks/game: 3.5



ARKANSAS RAZORBACKS

2021-22 GAME-BY-GAME POINTS-ASSISTS-REBOUNDS

				0	1	2	3	4	5	10	11	13	14	20	21	23	45
Opponent	Date	Score	WL	Umude	Notae	K. Robinson	Wade	Davis	Toney	Williams	Lykes	Moore	J. Robinson	Johnson	Arbogast	Vanover	Blake
MERCER	11/09/21	74-61	W	6-3-1	30-2-2	0-2-0	0-0-0	0-4-1	18-11-2	4-8-5	16-2-1	DNP	DNP	0-1-1	--	DNP	DNP
GWU	11/13/21	86-69	W	9-4-3	18-1-0	3-0-3	5-2-3	10-3-6	3-5-1	3-8-5	5-0-0	0-0-0	6-1-0	5-6-0	--	19-7-2	DNP
UNI	11/17/21	93-80	W	10-9-1	17-8-9	DNP	4-0-1	10-4-1	13-6-0	11-6-7	26-1-2	DNP	DNP	DNP	--	2-1-0	DNP
vs KSTATE	11/22/21	72-64	W	10-4-0	11-4-5	0-0-0	0-1-0	4-4-1	13-9-0	6-8-1	14-3-2	DNP	DNP	DNP	--	14-5-0	DNP
vs CINCY	11/23/21	73-67	W	4-1-0	13-4-1	DNP	1-3-0	8-5-3	19-9-1	5-11-4	15-1-3	DNP	DNP	0-2-0	--	8-6-0	DNP
PENN	11/28/21	76-60	W	19-7-0	28-9-5	0-0-0	0-0-0	6-5-5	12-4-0	3-9-6	0-1-1	DNP	0-0-0	2-3-0	--	6-4-0	DNP
UCA	12/01/21	97-60	W	17-8-1	10-4-6	6-2-1	4-4-0	16-6-3	16-2-3	8-13-2	9-0-5	0-0-0	7-1-0	2-2-0	--	2-3-1	0-0-0
LR	12/04/21	93-78	W	9-3-1	18-1-2	0-0-0	4-0-1	16-4-7	18-8-2	9-7-4	14-3-1	DNP	5-3-2	DNP	--	0-0-0	DNP
CLT	12/07/21	86-66	W	0-3-0	23-10-1	3-0-0	0-1-0	18-4-8	6-7-0	15-8-2	13-2-3	DNP	2-0-0	0-0-0	--	6-1-0	DNP
vs OU	12/11/21	66-88	L	8-4-0	13-3-3	0-0-0	0-0-0	26-5-3	6-5-1	7-7-1	6-1-2	DNP	DNP	DNP	--	0-1-0	DNP
vs HOF	12/18/21	81-89	L	6-5-3	20-6-2	3-0-4	0-1-0	9-4-4	9-7-0	6-8-3	19-0-0	DNP	9-0-1	DNP	--	DNP	DNP
ELON	12/21/21	81-55	W	2-0-1	15-7-2	3-0-1	7-5-2	1-6-6	0-1-0	3-6-1	21-2-1	DNP	14-3-0	15-7-0	0-0-0	0-1-0	0-0-0
at MSU	12/29/21	68-81	L	19-3-0	DNP	0-1-1	3-0-1	15-5-4	6-1-0	9-7-6	10-0-2	DNP	6-7-1	DNP	DNP	0-1-0	DNP
VANDY	01/04/22	74-75	L	28-3-0	16-2-5	DNP	0-2-0	0-0-0	20-3-3	6-10-2	1-3-1	DNP	3-3-3	0-1-0	DNP	0-0-0	DNP
at TA&M	01/08/22	81-86	L	10-3-1	31-5-3	0-0-0	0-1-0	13-7-7	9-6-0	10-11-2	1-0-2	DNP	0-1-0	7-8-1	DNP	DNP	DNP
MIZZOU	01/12/22	87-43	W	5-5-2	19-2-2	0-0-1	17-5-3	15-6-4	2-2-0	13-10-3	8-0-2	2-2-0	0-0-0	4-4-0	0-0-0	2-1-1	0-0-0
at LSU	01/15/22	65-58	W	8-6-0	19-3-4	0-0-0	2-2-0	7-8-3	12-4-0	11-13-1	6-1-0	DNP	DNP	DNP	DNP	0-0-0	DNP
USC	01/18/22	75-59	W	12-6-0	17-7-5	DNP	5-4-0	7-5-0	13-8-1	19-9-2	2-1-0	DNP	0-1-0	DNP	DNP	0-0-0	DNP
TA&M	01/22/22	76-73	WOT	15-7-3	17-6-4	DNP	8-1-1	4-5-2	12-6-1	14-11-3	6-1-2	DNP	DNP	0-0-0	DNP	DNP	DNP
at OM	01/26/22	64-55	W	0-2-0	25-3-5	DNP	12-5-4	0-1-3	7-5-1	18-8-3	0-0-0	DNP	DNP	2-3-0	DNP	DNP	DNP
WVU	01/29/22	77-68	W	12-8-1	15-0-2	DNP	6-2-1	7-6-3	19-7-3	12-15-1	6-2-0	DNP	DNP	0-1-0	DNP	DNP	DNP
at UGA	02/02/22	99-73	W	31-4-4	23-9-6	3-1-0	0-2-1	2-1-1	10-1-1	14-8-1	9-1-7	3-1-0	0-0-0	4-4-1	0-3-1	DNP	0-0-0
MSU	02/05/22	63-55	W	5-3-0	14-6-4	DNP	5-5-1	6-1-1	6-4-2	10-9-0	10-2-2	DNP	DNP	7-6-2	DNP	DNP	DNP
AUB	02/08/22	80-76	WOT	9-4-2	28-5-3	DNP	0-1-0	10-4-0	14-10-0	13-11-2	6-4-2	DNP	DNP	0-2-1	DNP	DNP	DNP
at BAMA	02/12/22	67-68	L	19-9-2	12-1-3	DNP	0-1-0	4-6-2	6-7-0	22-10-1	2-1-3	DNP	DNP	2-4-0	DNP	DNP	DNP
at MIZZOU	02/15/22	76-57	W	23-5-1	17-5-4	DNP	12-11-1	11-1-2	0-0-0	13-11-4	0-1-1	DNP	0-0-0	0-1-0	DNP	DNP	DNP
UT	02/19/22	58-48	W	5-4-1	13-1-1	0-0-0	4-6-0	7-4-1	8-10-0	13-16-2	8-1-2	DNP	DNP	DNP	DNP	DNP	DNP
at UF	02/22/22	82-74	W	11-6-1	22-6-3	DNP	0-1-0	19-6-4	12-4-1	15-10-3	3-0-1	DNP	DNP	0-0-0	DNP	DNP	DNP
UK	02/26/22	75-73	W	13-6-0	30-1-8	DNP	5-3-0	5-2-2	4-2-0	16-12-2	0-0-1	DNP	DNP	2-3-1	DNP	DNP	DNP
LSU	03/02/22	77-76	W	23-5-1	12-7-5	DNP	0-0-0	4-1-4	18-4-1	19-10-1	0-1-0	DNP	DNP	1-1-0	DNP	DNP	DNP
at UT	03/05/22	74-78	L	15-3-0	20-5-4	2-2-2	0-5-1	4-1-0	DNP	9-7-1	15-0-3	DNP	3-0-0	6-8-0	DNP	DNP	DNP
vs LSU	03/11/22	79-67	W	7-5-2	19-6-3	DNP	7-7-1	0-0-0	22-10-2	6-11-2	18-1-2	DNP	DNP	0-2-0	DNP	DNP	DNP
vs TA&M	03/12/22	64-82	L	20-3-0	5-4-5	5-0-0	0-3-0	11-2-4	18-3-1	4-9-2	1-0-1	DNP	0-0-0	0-0-0	DNP	DNP	DNP
vs UVM	03/17/22	75-71	W	21-9-3	17-7-4	0-0-0	2-1-1	14-3-3	6-5-0	13-10-1	2-0-0	DNP	DNP	DNP	DNP	DNP	DNP
vs NMSU	03/19/22	53-48	W	9-8-3	18-4-3	DNP	0-1-0	2-3-1	7-2-0	10-15-3	7-0-0	0-0-0	DNP	DNP	0-0-0	DNP	0-0-0
vs GONZ	03/24/22	74-68	W	6-2-1	21-6-6	DNP	15-7-1	6-3-2	9-7-0	15-12-3	2-0-0	DNP	DNP	0-0-0	DNP	DNP	DNP
vs DUKE	03/26/22	69-78	L	14-1-2	14-4-4	DNP	7-3-0	9-3-1	4-3-1	19-10-3	2-1-1	DNP	DNP	0-0-0	DNP	DNP	DNP

AP (FINAL - Mar. 14)

1	GONZAGA (54)	26-3	1,518
2	Arizona (7)	31-3	1,470
3	Kansas	28-6	1,388
4	Baylor	26-6	1,286
5	TENNESSEE	26-7	1,235
6	Villanova	26-7	1,211
7	KENTUCKY	26-7	1,178
8	AUBURN	27-5	1,144
9	Duke	28-6	986
10	Purdue	27-7	958
11	UCLA	25-7	823
12	Texas Tech	25-9	819
13	Providence	25-5	723
14	Wisconsin	24-7	685
15	Houston	29-5	665
16	Iowa	26-9	661
17	ARKANSAS	25-8	578
18	Saint Mary's	25-7	508
19	Illinois	22-9	457
20	Murray State	30-2	425
21	UConn	23-9	353
22	Southern Cal	26-7	170
23	Boise State	27-7	165
24	Colorado State	25-5	82
25	Texas	21-11	72

COACHES (FINAL - Apr 5)

1	Kansas (32)	34-6	800
2	North Carolina	29-10	741
3	Duke	32-7	706
4	Villanova	30-8	705
5	Gonzaga	28-4	644
6	Arizona	33-4	619
7	Houston	32-6	540
8	ARKANSAS	28-9	518
9	Baylor	27-7	499
10	Purdue	29-8	463
11	UCLA	27-8	453
12	Texas Tech	27-10	440
13	Providence	27-6	400
14	AUBURN	28-6	386
15	TENNESSEE	27-8	379
16	KENTUCKY	26-8	264
17	T16 Miami (Fla.)	26-11	264
18	Wisconsin	25-8	228
19	Illinois	23-10	223
20	Saint Mary's	26-8	149
21	Iowa	26-10	133
22	Murray State	31-3	115
23	Iowa State	22-13	112
24	Saint Peter's	22-12	111
25	Michigan	19-15	108

HOGS RANKING BY WEEK

WEEK	AP	COACH	NET
Preseason	16	15	No Poll
Nov. 15	16	No Poll	No Poll
Nov. 22	12	12	No Poll
Nov. 29	10	9	No Poll
Dec. 6	12	10	44
Dec. 13	24	19	67
Dec. 20	(31) RV-9	(26) RV-36	91
Dec. 27	--	(26) RV-36	90
Jan. 3	--	(30) RV-15	90
Jan. 10	--	--	92
Jan. 17	--	--	56
Jan. 24	--	--	55
Jan. 31	(33) RV-7	(139) RV-3	46
Feb. 7	(27) RV-74	(30) RV-27	37
Feb. 14	23	24	33
Feb. 14	18	18	23
Feb. 28	14	15	23
Mar 7	15	16	20
Mar 14	17	18	20
Apr. 5	No Poll	8	21

SEC IN THE POSTSEASON

NCAA FIRST ROUND
 West: #4 Arkansas (75) vs #13 Vermont (71)
 South: #3 Tennessee (88) vs #14 Longwood (56)
 South: #11 Notre Dame (78) vs #6 Alabama (64)
 East: #15 Saint Peter's (85) vs #2 Kentucky (79)
 Midwest: #2 Auburn (80) vs #15 Jacksonville State (61)
 Midwest: #11 Iowa State (59) vs #6 LSU (54)

NCAA SECOND ROUND
 West: #4 Arkansas (53) vs #12 New Mexico State (48)
 South: #11 Michigan (76) vs #3 Tennessee (68)
 Midwest: #10 Miami, Fla (79) vs #2 Auburn (61)

NCAA SWEET 16
 West: #4 Arkansas (74) vs #1 Gonzaga (68)

NCAA ELITE 8
 West: #2 Duke (78) vs #4 Arkansas (69)

NIT FIRST ROUND
 #4 Vanderbilt (82) vs #5 Belmont (71) @ Vandy
 #1 Texas A&M (74) vs #8 Alcorn State (62) @ A&M
 #6 Florida (79) vs #6 Iona (74) @ Fla
 Virginia (60) vs #3 Mississippi State (57) @ UVa

NIT FIRST ROUND
 #1 Texas A&M (75) vs Oregon (60) @ A&M
 #2 Xavier (72) vs #3 Florida (56) @ Xavier
 #4 Vanderbilt (70) at #1 Dayton (68) @ UD

NIT QUARTERFINAL
 #2 Xavier (75) vs #4 Vanderbilt (73) @ Xavier
 #1 Texas A&M (67) vs #2 Wake Forest (52) @ A&M

NIT SEMIS & FINALS (Madison Square Garden • New York City)
 SEMI: #1 Texas A&M (72) vs #4 Washington State (56)
 FINAL: #2 Xavier (73) vs #1 Texas A&M (72)

RECEIVING VOTES: Virginia Tech 63, South Dakota State 33, San Diego State 33, **LSU 25**, Loyola Chicago 18, Memphis 18, North Carolina 16, Michigan State 14, **TEXAS A&M 13**, ALABAMA 9, Ohio State 7, Creighton 4, **VERMONT 3**, Indiana 2, San Francisco 2, Davidson 2, Yale 1, Longwood 1, Seton Hall 1.

RECEIVING VOTES: Texas 104; UConn 59; Southern Cal 45; Michigan State 35; Virginia Tech 24; Ohio State 23; Creighton 22; Notre Dame 20; TCU 19; Memphis 15; Xavier 9; Boise State 9; San Francisco 4; Colorado State 4; Seton Hall 3; Rutgers 2; **LSU 2**; **TEXAS A&M 1**.

Box Scores

2021-22 YEAR IN REVIEW

ARKANSAS BASKETBALL



GAME 1 **64** Mercer **36 25 64 74** **#15/16 ARKANSAS** **28 46 74** **74**
Nov. 9, 2021 • Fayetteville, Ark. • Bud Walton Arena

Mercer 61 • 0-1

#	Player	Total			3-Ptr			Rebounds			PF	TP	A	TO	Blk	Stl	Min
		FG-FGA	FG-FGA	FT-FTA	FG-FGA	FG-FGA	FT-FTA	Off	Def	Tot							
22	Felipe Haase	f	4-7	2-4	0-0	1	2	3	4	10	3	2	0	1	38		
23	James Glisson III	f	4-5	4-5	0-0	1	3	4	1	12	2	3	2	2	31		
02	Neftali Alvarez	g	4-13	0-6	0-3	0	3	3	4	8	6	3	0	1	32		
20	Jalen Johnson	g	3-8	3-6	0-0	0	2	2	2	9	3	4	0	2	24		
25	Shawn Walker Jr.	g	3-9	2-6	2-3	0	4	4	2	10	2	3	0	0	36		
01	Kamar Robertson	g	5-7	2-4	0-0	0	1	1	3	12	0	1	0	0	24		
03	Shannon Grant	g	0-1	0-0	0-0	0	0	0	0	0	0	1	0	0	3		
11	Jovan Tucker	g	0-1	0-0	0-0	1	1	2	0	0	1	0	0	1	12		
Team						1	2	3			1						
Totals			23-51	13-31	2-6	4	18	22	16	61	17	18	2	7	200		

FG % 1st Half: 13-27 48.1% 2nd half: 10-24 41.7% Game: 23-51 45.1% Deadball Rebounds 2.1
3FG % 1st Half: 8-17 47.1% 2nd half: 5-14 35.7% Game: 13-31 41.9%
FT % 1st Half: 2-5 40.0% 2nd half: 0-1 0.0% Game: 2-6 33.3%

Arkansas 74 • 1-0

#	Player	Total			3-Ptr			Rebounds			PF	TP	A	TO	Blk	Stl	Min
		FG-FGA	FG-FGA	FT-FTA	FG-FGA	FG-FGA	FT-FTA	Off	Def	Tot							
00	Stanley Umude	g	3-7	0-1	0-0	1	2	3	0	6	1	1	0	0	17		
01	JD Notae	g	11-26	5-14	3-4	0	2	2	1	30	2	2	0	7	39		
02	Khalen Robinson	g	0-2	0-2	0-0	0	2	2	1	0	0	0	0	0	9		
04	Davonte Davis	g	0-0	0-0	0-0	0	4	4	1	0	1	5	0	3	34		
05	Au'Diese Toney	g	7-9	0-1	4-6	5	6	11	0	18	2	1	0	1	37		
03	Trey Wade	g	0-0	0-0	0-0	0	0	0	0	0	0	0	0	0	7		
10	Jaylin Williams	g	1-4	0-2	2-4	3	5	8	2	4	5	4	2	1	30		
11	Chris Lykes	g	4-7	1-1	7-8	0	2	2	1	16	1	1	0	0	26		
20	Kamani Johnson	g	0-0	0-0	0-0	1	0	1	0	0	1	1	0	0	1		
Team						1	1	2									
Totals			26-55	6-21	16-22	11	24	35	6	74	13	15	2	12	200		

FG % 1st Half: 10-26 38.5% 2nd half: 16-29 55.2% Game: 26-55 47.3% Deadball Rebounds 5.2
3FG % 1st Half: 3-12 25.0% 2nd half: 3-9 33.3% Game: 6-21 28.6%
FT % 1st Half: 5-9 55.6% 2nd half: 11-13 84.6% Game: 16-22 72.7%

Officials: Michael Swoboda, Todd Austin, Mike Nance
Technical fouls: Mercer-None, Arkansas-None.
Attendance: 19200

Score by periods	1st	2nd	Total
Mercer	36	25	61
Arkansas	28	46	74

Last FG - MERCER 2nd-00:11, ARK 2nd-01:43.
Largest lead - MERCER by 10 1st-02:57, ARK by 15 2nd-00:19.
MERCER led for 13:26, ARK led for 24:21. Game was tied for 02:13.

Score tied - 4 times.
Lead changed - 10 times.

GAME 3 **80** Northern Iowa **38 42 80 93** **#15/16 ARKANSAS** **40 53 93** **93**
Nov. 17, 2021 • Fayetteville, Ark. • Bud Walton Arena

Northern Iowa 80 • 1-3

#	Player	Total			3-Ptr			Rebounds			PF	TP	A	TO	Blk	Stl	Min
		FG-FGA	FG-FGA	FT-FTA	FG-FGA	FG-FGA	FT-FTA	Off	Def	Tot							
50	Austin Phylfe	f	0-3	0-1	0-0	0	3	3	0	0	2	2	1	0	18		
00	Nate Heise	g	5-8	2-4	4-6	0	6	6	1	16	3	0	1	1	33		
03	Tywhon Pickford	g	2-4	1-1	0-2	2	3	5	3	5	4	2	0	0	22		
04	AJ Green	g	6-21	4-13	0-0	0	4	4	1	16	1	2	0	0	37		
11	Trae Berhow	g	7-13	7-11	2-2	0	6	6	5	23	1	0	0	2	40		
01	Cole Henry	g	2-4	0-0	0-0	2	3	5	0	4	4	2	0	0	12		
13	Bowen Born	g	2-4	1-3	1-1	0	1	1	3	6	1	2	0	0	18		
22	Antwan Kimmons	g	1-4	0-0	0-0	0	0	0	1	2	0	1	0	0	10		
23	Derek Krogmann	g	0-0	0-0	0-0	0	0	0	0	0	0	0	0	0	0+		
32	Tytan Anderson	g	0-0	0-0	0-0	0	0	0	0	0	0	0	0	0	0+		
33	Drew Daniel	g	0-0	0-0	0-0	0	0	0	0	0	0	0	0	0	0+		
34	James Betz	g	0-1	0-1	0-0	0	0	0	0	0	0	0	0	0	0+		
35	Noah Carter	g	2-5	2-3	2-2	2	1	3	0	8	1	1	0	0	10		
Team						3	2	5									
Totals			27-67	17-37	9-13	9	29	38	14	80	17	12	2	3	200		

FG % 1st Half: 13-32 40.6% 2nd half: 14-35 40.0% Game: 27-67 40.3% Deadball Rebounds 2
3FG % 1st Half: 9-17 52.9% 2nd half: 8-20 40.0% Game: 17-37 45.9%
FT % 1st Half: 3-6 50.0% 2nd half: 6-7 85.7% Game: 9-13 69.2%

Arkansas 93 • 3-0

#	Player	Total			3-Ptr			Rebounds			PF	TP	A	TO	Blk	Stl	Min
		FG-FGA	FG-FGA	FT-FTA	FG-FGA	FG-FGA	FT-FTA	Off	Def	Tot							
10	Jaylin Williams	f	5-8	1-1	0-2	3	3	6	2	11	7	0	3	1	23		
23	Connor Vanover	f	1-4	0-2	0-0	0	1	1	0	2	0	0	1	0	5		
01	JD Notae	g	7-14	1-7	2-2	1	7	8	1	17	9	1	0	2	39		
04	Davonte Davis	g	4-8	2-4	0-0	1	3	4	3	10	1	0	0	1	23		
05	Au'Diese Toney	g	4-6	1-1	4-4	0	6	6	2	13	0	0	1	1	38		
00	Stanley Umude	g	4-10	1-2	1-2	1	8	9	2	10	1	1	1	1	29		
03	Trey Wade	g	2-3	0-0	0-0	0	0	0	4	4	1	1	0	0	12		
11	Chris Lykes	g	8-16	4-7	6-7	0	1	1	0	26	2	2	0	1	31		
Team						1	3	4									
Totals			35-69	10-24	13-17	7	32	39	14	93	21	5	6	7	200		

FG % 1st Half: 17-38 44.7% 2nd half: 18-31 58.1% Game: 35-69 50.7% Deadball Rebounds 2.1
3FG % 1st Half: 6-16 37.5% 2nd half: 4-8 50.0% Game: 10-24 41.7%
FT % 1st Half: 0-3 0.0% 2nd half: 13-14 92.9% Game: 13-17 76.5%

Officials: Will Howard, Rob Rorke, Terry Wymer
Technical fouls: Northern Iowa-None, Arkansas-None.
Attendance: 19200

Score by periods	1st	2nd	Total
Northern Iowa	38	42	80
Arkansas	40	53	93

Last FG - UNI 2nd-03:13, ARK 2nd-01:27.
Largest lead - UNI by 6 1st-05:49, ARK by 13 2nd-00:18.
UNI led for 11:06, ARK led for 23:08. Game was tied for 05:43.

Score tied - 10 times.
Lead changed - 18 times.

GAME 2 **69** Gardner-Webb **26 43 69 86** **#15/16 ARKANSAS** **42 44 86** **86**
Nov. 13, 2021 • Fayetteville, Ark. • Bud Walton Arena

Gardner-Webb 69 • 0-2

#	Player	Total			3-Ptr			Rebounds			PF	TP	A	TO	Blk	Stl	Min
		FG-FGA	FG-FGA	FT-FTA	FG-FGA	FG-FGA	FT-FTA	Off	Def	Tot							
14	Kareem Reid	f	7-10	0-0	2-3	0	5	5	2	16	1	2	1	0	24		
00	Lance Terry	g	6-11	4-9	0-0	0	1	1	2	16	2	0	0	0	27		
02	Jordan Sears	g	2-7	1-6	1-2	1	4	5	4	6	3	3	0	0	32		
04	D'Maurian Williams	g	2-9	2-5	0-0	0	3	3	1	6	1	5	0	0	33		
15	Zion Williams	g	0-3	0-1	0-0	1	2	3	0	2	2	0	1	1	18		
01	Julien Soumaoro	g	5-7	5-7	0-0	0	2	2	1	20	3	2	0	1	23		
11	Leon Williams	g	0-0	0-0	0-0	0	0	0	0	0	0	0	0	0	1		
13	Ademide Badmus	g	1-1	0-0	0-0	1	1	2	1	2	2	0	0	1	16		
23	Anthony Selden	g	1-5	1-3	0-1	0	4	4	3	3	3	1	1	1	26		
Team						2	2	4									
Totals			24-53	13-31	8-11	5	24	29	18	69	17	15	2	4	200		

FG % 1st Half: 10-28 35.7% 2nd half: 14-25 56.0% Game: 24-53 45.3% Deadball Rebounds 0.1
3FG % 1st Half: 3-13 23.1% 2nd half: 10-18 55.6% Game: 13-31 41.9%
FT % 1st Half: 3-4 75.0% 2nd half: 5-7 71.4% Game: 8-11 72.7%

Arkansas 86 • 2-0

#	Player	Total			3-Ptr			Rebounds			PF	TP	A	TO	Blk	Stl	Min
		FG-FGA	FG-FGA	FT-FTA	FG-FGA	FG-FGA	FT-FTA	Off	Def	Tot							
10	Jaylin Williams	f	1-2	0-1	1-2	0	8	8	1	3	5	1	0	1	17		
23	Connor Vanover	f	7-12	1-2	4-4	3	4	7	1	19	2	0	3	0	24		
01	JD Notae	g	7-13	4-7	0-0	0	1	1	1	18	0	0	0	2	26		
04	Davonte Davis	g	4-10	2-3	0-0	1	2	3	2	10	6	2	0	2	29		
05	Au'Diese Toney	g	1-4	0-0	1-2	2	3	5	3	3	1	1	0	0	14		
00	Stanley Umude	g	4-7	1-1	0-0	1	3	4	2	9	3	2	0	0	27		
02	Khalen Robinson	g	1-3	1-2	0-0	0	0	0	2	3	1	1	0	1	10		
03	Trey Wade	g	2-4	1-2	0-0	1	1	2									



ARKANSAS BASKETBALL 2021-22 YEAR IN REVIEW

Box Scores

GAME 5 **67** Cincinnati **30** **37** **67** **73**

#12/13 ARKANSAS **26** **47** **73**

Nov. 23, 2021 • Kansas City, Mo. • T-Mobile Center

Cincinnati 67 • 5-1

#	Player	Total			3-Ptr			Rebounds			PF	TP	A	TO	Blk	Stl	Min
		FG-FGA	FG-FGA	FT-FTA	Off	Def	Tot	Off	Def	Tot							
00	Abdul Ado	f	1-3	0-0	2-2	1	3	4	2	4	0	0	2	0	13		
05	David DeJulius	g	8-16	2-8	6-6	0	0	0	2	24	1	3	0	1	31		
15	John Newman III	g	2-7	2-4	1-3	0	5	5	3	7	1	0	0	0	30		
23	Mika Adams-Woods	g	2-8	1-4	0-0	0	3	3	3	5	1	0	0	0	17		
24	Jeremiah Davenport	g	0-4	0-2	0-0	0	1	1	3	0	0	2	0	0	22		
03	Mike Saunders Jr.	g	3-7	1-2	2-2	0	1	1	3	9	5	4	0	0	28		
25	Hayden Koval	g	2-5	2-4	0-0	0	2	2	3	6	0	0	1	0	13		
30	Viktor Lakhin	g	2-3	0-0	0-0	0	4	4	4	0	5	2	0	0	15		
32	Jarrett Hensley	g	1-1	0-0	0-0	1	1	2	0	2	0	0	0	0	4		
33	Ody Oguama	g	2-4	0-0	0-0	4	6	10	4	4	0	0	0	0	17		
45	Mason Madsen	g	1-1	0-0	0-0	0	0	0	1	2	0	0	0	0	10		
	Team					0	0	0									
	Totals		24-59	8-24	11-13	6	26	32	28	67	8	14	5	1	200		

FG % 1st Half: 11-32 34.4% 2nd half: 13-27 48.1% Game: 24-59 40.7% Deadball Rebounds 2.1
 3FG % 1st Half: 4-14 28.6% 2nd half: 4-10 40.0% Game: 8-24 33.3%
 FT % 1st Half: 4-4 100.0% 2nd half: 7-9 77.8% Game: 11-13 84.6%

Arkansas 73 • 5-0

#	Player	Total			3-Ptr			Rebounds			PF	TP	A	TO	Blk	Stl	Min
		FG-FGA	FG-FGA	FT-FTA	Off	Def	Tot	Off	Def	Tot							
10	Jaylin Williams	f	1-3	0-2	3-6	3	8	11	3	5	4	3	0	2	35		
23	Connor Vanover	f	4-8	0-1	0-0	1	5	6	1	8	0	0	1	0	17		
01	JD Notae	g	4-17	2-7	3-4	1	3	4	2	13	1	2	1	2	39		
04	Davonte Davis	g	3-12	0-2	2-2	2	3	5	3	8	3	3	0	0	35		
05	Au'Diese Toney	g	6-9	0-0	7-8	6	3	9	2	19	1	1	0	1	27		
00	Stanley Umude	g	2-5	0-1	0-0	0	1	1	0	4	0	1	0	1	8		
03	Trey Wade	g	0-0	0-0	1-2	1	2	3	0	4	0	1	0	0	4		
11	Chris Lykes	g	3-12	1-4	8-10	1	0	1	3	15	3	0	0	0	31		
20	Kamani Johnson	g	0-0	0-0	0-0	2	0	2	1	0	0	1	1	0	4		
	Team					1	3	4									
	Totals		23-66	3-17	24-32	18	28	46	15	73	12	11	3	6	200		

FG % 1st Half: 10-34 29.4% 2nd half: 13-32 40.6% Game: 23-66 34.8% Deadball Rebounds 6.1
 3FG % 1st Half: 0-10 0.0% 2nd half: 3-7 42.9% Game: 3-17 17.6%
 FT % 1st Half: 6-9 66.7% 2nd half: 18-23 78.3% Game: 24-32 75.0%

Officials: Sceltz, Pollard, Simons
 Technical fouls: Cincinnati-None. Arkansas-None.
 Attendance: 7255

Score by periods	1st	2nd	Total
Cincinnati	30	37	67
Arkansas	26	47	73

Last FG - UC 2nd-03:08, ARK 2nd-02:51.
 Largest lead - UC by 4 1st-01:20, ARK by 6 1st-14:43.
 UC led for 16:41. ARK led for 18:28. Game was tied for 04:51.

Score tied - 11 times.
 Lead changed - 14 times.

GAME 6 **60** Penn **26** **34** **60** **76**

#12/13 ARKANSAS **37** **39** **76**

Nov. 28, 2021 • Bud Walton Arena • Fayetteville, Ark.

Penn 60 • 3-6

#	Player	Total			3-Ptr			Rebounds			PF	TP	A	TO	Blk	Stl	Min
		FG-FGA	FG-FGA	FT-FTA	Off	Def	Tot	Off	Def	Tot							
13	Nick Spinoso	f	0-0	0-0	0-0	0	0	0	0	0	0	0	0	1	0	1	3
14	Max Martz	f	2-10	0-5	0-0	1	12	13	3	4	1	1	0	0	36		
00	Clark Slajchert	g	9-15	3-8	4-5	0	0	0	3	25	0	3	0	2	33		
02	Jonah Charles	g	2-9	2-7	0-0	0	0	0	2	6	1	3	0	1	33		
05	Jelani Williams	g	1-5	1-2	0-1	0	3	3	1	3	1	2	0	0	17		
11	Michael Moshkovitz	g	0-5	0-1	1-2	1	3	4	3	1	5	3	1	4	32		
12	Gus Larson	g	0-0	0-0	0-0	0	0	0	0	0	0	0	0	0	0+		
15	Andrew Laczkowski	g	1-1	0-0	0-0	0	0	0	0	2	0	0	0	0	0	0	
21	Bryce Washington	g	1-3	0-2	0-0	1	1	2	0	2	1	0	0	0	1	11	
22	Lucas Monroe	g	4-6	0-0	6-8	1	3	4	2	14	0	2	0	1	27		
40	George Smith	g	1-3	1-2	0-0	0	0	0	0	3	1	0	0	0	8		
	Team					2	0	2									
	Totals		21-57	7-27	11-16	6	22	28	14	60	11	15	1	9	200		

FG % 1st Half: 11-29 37.9% 2nd half: 10-28 35.7% Game: 21-57 36.8% Deadball Rebounds 2.2
 3FG % 1st Half: 4-14 28.6% 2nd half: 3-13 23.1% Game: 7-27 25.9%
 FT % 1st Half: 0-1 0.0% 2nd half: 11-15 73.3% Game: 11-16 68.8%

Arkansas 76 • 6-0

#	Player	Total			3-Ptr			Rebounds			PF	TP	A	TO	Blk	Stl	Min
		FG-FGA	FG-FGA	FT-FTA	Off	Def	Tot	Off	Def	Tot							
10	Jaylin Williams	f	1-2	0-0	1-2	1	8	9	2	3	6	4	0	1	29		
23	Connor Vanover	f	2-3	0-1	2-2	1	3	4	0	6	0	0	0	0	12		
01	JD Notae	g	13-24	0-6	2-4	0	9	9	3	28	5	3	1	2	36		
04	Davonte Davis	g	3-7	0-2	0-0	3	2	5	1	6	5	2	0	2	36		
05	Au'Diese Toney	g	5-7	1-2	1-1	2	2	4	2	12	0	1	0	1	19		
00	Stanley Umude	g	7-10	2-3	3-5	0	7	7	2	19	0	2	1	1	34		
02	Khalen Robinson	g	0-1	0-0	0-0	0	0	0	2	0	0	0	0	0	7		
03	Trey Wade	g	0-1	0-1	0-0	0	0	0	0	0	0	1	0	0	5		
11	Chris Lykes	g	0-7	0-2	0-0	1	0	1	1	0	1	0	0	1	17		
14	Jaxson Robinson	g	0-0	0-0	0-0	0	0	0	0	0	0	0	0	0	0	0	
20	Kamani Johnson	g	1-1	0-0	0-2	2	1	3	1	2	0	2	1	0	5		
	Team					1	1	2									
	Totals		32-63	3-17	9-16	11	33	44	14	76	17	15	3	8	200		

FG % 1st Half: 15-31 48.4% 2nd half: 17-32 53.1% Game: 32-63 50.8% Deadball Rebounds 3
 3FG % 1st Half: 1-8 12.5% 2nd half: 2-9 22.2% Game: 3-17 17.6%
 FT % 1st Half: 6-8 75.0% 2nd half: 3-8 37.5% Game: 9-16 56.3%

Officials: Lee Cassell, Patrick Evans, Terry Ogelsby
 Technical fouls: Penn-Jonah Charles. Arkansas-Au'Diese Toney.
 Attendance: 19200

Score by periods	1st	2nd	Total
Penn	26	34	60
Arkansas	37	39	76

Last FG - PENN 2nd-00:05, ARK 2nd-00:13.
 Largest lead - PENN by 3 1st-18:49, ARK by 22 2nd-15:50.
 PENN led for 02:12. ARK led for 36:25. Game was tied for 01:23.

Score tied - 2 times.
 Lead changed - 2 times.

GAME 7 **60** Central Arkansas **35** **25** **60** **97**

#9/10 ARKANSAS **41** **56** **97**

Dec. 1, 2021 • Fayetteville, Ark. • Bud Walton Arena

Central Arkansas 60 • 1-7

#	Player	Total			3-Ptr			Rebounds			PF	TP	A	TO	Blk	Stl	Min
		FG-FGA	FG-FGA	FT-FTA	Off	Def	Tot	Off	Def	Tot							
04	Darius Hall	f	5-9	2-2	0-1	0	3	3	1	12	3	4	0	0	28		
24	Jared Chatham	f	1-2	0-0	0-0	0	4	4	3	2	2	2	0	0	20		
14	Collin Cooper	f	5-9	3-5	0-0	0	3	3	5	13	2	6	0	1	25		
23	Camren Hunter	g	4-12	2-4	2-5	1	4	5	2	12	2	7	0	4	29		
34	Jaxson Baker	g	1-6	1-4	1-2	0	0	0	1	4	0	0	0	0	23		
00	SK Shittu	g	1-2	0-1	0-0	0	2	2	1	2	0	0	0	1	10		
01	ibbe Klintman	g	1-2	0-1	2-3	0	2	2	0	4	0	2	0	0	8		
11	Vincent Reeves	g	3-4	0-1	0-0	1	1	2	2	6	0	1	0	0	11		
13	Eddy Kayouloud	g	1-7	1-2	1-2	0	5	5	1	4	4	2	0	0	28		
20	Brendan Simmons	g	0-0	0-0	0-0	0	0	0	0	0	0	0	0	0	2		
21	Jonas Munson	g	0-0	0-0	0-0	0	0	0	0	0	0	0	0	0	2		
25	Elias Cato	g	0-2	0-1	1-2	0	1	1	3	1	0	0	1	0	14		
	Team					3	1	4									
	Totals		22-55	9-21	7-15	5	26	31	19	60	13	25	1	6	200		

FG % 1st Half: 13-28 46.4% 2nd half: 9-27 33.3% Game: 22-55 40.0% Deadball Rebounds 2
 3FG % 1st Half: 7-10 70.0% 2nd half: 2-11 18.2% Game: 9-21 42.9%
 FT % 1st Half: 2-4 50.0% 2nd half: 5-11 45.5% Game: 7-15 46.7%

Arkansas 97 • 7-0

#	Player	Total			3-Ptr			Rebounds			PF	TP	A	TO	Blk	Stl	Min
		FG-FGA	FG-FGA	FT-FTA	Off	Def	Tot	Off	Def	Tot							
10	Jaylin Williams	f	4-6	0-1	0-0	2	11	13	3	8	2	1	2	2	28		
23	Connor Vanover	f	1-1	0-0	0-2	1	2	3	0	2	1	1	0	1	9		
01	JD Notae	g	4-10	1-4	1-2	0	4	4	2	10	6	3	0	3	26		
04	Davonte Davis	g	6-9	0-0	4-7	1	5	6	3	16	3	2	0	2	26		
05	Au'Diese Toney	g	7-8	0-0	2-3	0	2	2	1	16	3	0	1	1	20		
00	Stanley Umude	g	7-15	1-3	2-6	5	3	8	2	17	1	3	2	1	24		
02	Khalen Robinson	g	2-6	1-3	1-2	1	1	2	2	6	1	1	0	1	9		
03	Trey Wade	g	2-3	0-0	0-0	1	3	4	0	4	0	1	0	1	8		
11	Chris Lykes	g	3-7	0-4	3-4	0	0	0	1	9	5	0	0	2	21		
13	Chance Moore	g	0-1	0-0	0-0	0	0	0	0	0	0	0	0	0	2		
14	Jaxson Robinson	g	3-6	1-3	0-0	1	0	1	1	7	0	0	0	0	16		
20	Kamani Johnson	g	1-1	0-0	0-0	0	2	2	2	2	0	0	0	1	9		
45	Lawson Blake	g															

Box Scores

2021-22 YEAR IN REVIEW ARKANSAS BASKETBALL



GAME 9 **66** Charlotte **31 35 66 86** **#10/12 ARKANSAS** **41 45 86 86**
 Dec. 7, 2021 • Bud Walton Arena • Fayetteville, Ark.

Charlotte 66 • 4-4

#	Player	Total		3-Ptr		Rebounds			PF	TP	A	TO	Blk	Stl	Min
		FG-FGA	FT-FTA	FG-FGA	FT-FTA	Off	Def	Tot							
20	Robert Braswell	f	3-7	1-5	0-0	0	2	2	3	7	0	0	0	1	22
15	Aly Khalifa	c	3-8	1-3	2-2	1	2	3	3	9	2	1	2	0	28
00	Clyde Trapp	e	2-2	0-0	0-0	0	4	4	1	4	4	3	0	2	31
01	Jahmir Young	e	4-14	0-5	2-2	0	4	4	0	10	5	3	0	1	35
02	Austin Butler	e	5-10	2-4	2-2	2	4	6	4	14	1	3	0	1	35
05	Marvin Cannon	e	2-3	0-1	0-0	1	0	1	2	4	0	0	0	0	7
12	Jackson Threadgill	e	2-4	0-1	0-0	0	0	0	3	4	0	0	0	0	16
24	Isaiah Folkles	e	0-1	0-1	2-2	0	1	1	0	2	0	1	0	0	5
25	Jared Garcia	e	3-5	1-2	2-3	0	0	0	0	9	2	0	0	0	11
35	Luka Vasic	e	1-2	1-2	0-0	0	0	0	1	3	1	1	1	0	10
	Team					0	0	0							
	Totals		25-56	6-24	10-11	4	17	21	17	66	15	12	3	5	200
	FG % 1st Half:	12-25	48.0%	2nd half:	13-31	41.9%	Game:	25-56	44.6%						Deadball Rebounds
	3FG % 1st Half:	2-10	20.0%	2nd half:	4-14	28.6%	Game:	6-24	25.0%						0
	FT % 1st Half:	5-5	100.0%	2nd half:	5-6	83.3%	Game:	10-11	90.9%						

Arkansas 86 • 9-0

#	Player	Total		3-Ptr		Rebounds			PF	TP	A	TO	Blk	Stl	Min
		FG-FGA	FT-FTA	FG-FGA	FT-FTA	Off	Def	Tot							
10	Jaylin Williams	f	7-9	0-1	1-1	2	6	8	3	15	2	2	0	3	32
23	Connor Vanover	f	3-5	0-1	0-0	1	0	1	1	6	0	0	2	0	8
01	JD Notae	e	9-18	1-6	4-5	0	10	10	1	23	1	2	0	4	37
04	Davonte Davis	e	7-12	0-0	4-7	2	2	4	4	18	8	5	0	1	35
05	Au'Diese Toney	e	1-1	0-0	4-4	3	4	7	1	6	0	3	1	0	37
00	Stanley Umude	e	0-6	0-1	0-0	2	1	3	2	0	0	0	0	0	10
02	Khalen Robinson	e	1-1	1-1	0-0	0	0	0	0	3	0	0	0	0	1
03	Trey Wade	e	0-2	0-0	0-0	1	0	1	1	0	0	0	0	0	3
11	Chris Lykes	e	5-8	1-2	2-3	0	2	2	0	13	3	1	0	1	29
14	Jaxson Robinson	e	1-2	0-1	0-0	0	0	0	0	2	0	0	0	0	5
20	Kamani Johnson	e	0-0	0-0	0-0	0	0	0	0	0	0	0	0	0	3
	Team					4	1	5							
	Totals		34-64	3-13	15-20	15	26	41	13	86	14	13	3	9	200
	FG % 1st Half:	17-38	44.7%	2nd half:	17-26	65.4%	Game:	34-64	53.1%						Deadball Rebounds
	3FG % 1st Half:	2-7	28.6%	2nd half:	1-6	16.7%	Game:	3-13	23.1%						3.2
	FT % 1st Half:	5-8	62.5%	2nd half:	10-12	83.3%	Game:	15-20	75.0%						

Officials: Robert Felder, Olandis Poole, Joe Lindsey
 Technical fouls: Charlotte-None, Arkansas-None.
 Attendance: 19200

Score by periods	1st	2nd	Total
Charlotte	31	35	66
Arkansas	41	45	86

Last FG - CLT 2nd-00:51, ARK 2nd-00:36.
 Largest lead - CLT by 3 1st-18:48, ARK by 20 2nd-00:36.
 CLT led for 04:05. ARK led for 34:12. Game was tied for 00:43.

	Points	In Paint	Off T/O	2nd Chance	Fast Break	Bench
CLT	38	10	6	9	22	
ARK	50	14	16	17	18	

Score tied - 2 times.
 Lead changed - 5 times.

GAME 10 **66** #10/12 ARKANSAS **33 33 66 88** **RV/RV Oklahoma** **39 49 88 88** **LSU**
 Dec. 11, 2021 • Tulsa, Okla. • BOK Center

Arkansas 66 • 9-1

#	Player	Total		3-Ptr		Rebounds			PF	TP	A	TO	Blk	Stl	Min
		FG-FGA	FT-FTA	FG-FGA	FT-FTA	Off	Def	Tot							
10	Jaylin Williams	f	2-6	1-2	2-3	3	4	7	3	7	1	4	1	0	27
23	Connor Vanover	f	0-1	0-1	0-0	0	1	1	0	0	0	0	1	0	4
01	JD Notae	e	3-14	2-7	5-5	0	3	3	4	13	3	1	1	2	39
04	Davonte Davis	e	9-21	4-8	4-4	0	5	5	3	26	3	1	0	0	39
05	Au'Diese Toney	e	2-4	0-0	2-2	2	3	5	1	6	1	2	0	2	35
00	Stanley Umude	e	3-7	0-3	2-2	3	1	4	4	8	0	3	0	1	26
02	Khalen Robinson	e	0-0	0-0	0-0	0	0	0	0	0	0	0	0	0	0+
03	Trey Wade	e	0-0	0-0	0-0	0	0	0	0	0	0	0	0	0	0+
11	Chris Lykes	e	2-8	0-3	2-2	0	1	1	3	6	2	1	0	1	30
	Team					1	2	3							
	Totals		21-61	7-24	17-18	9	20	29	18	66	10	14	3	6	200
	FG % 1st Half:	12-28	42.9%	2nd half:	9-33	27.3%	Game:	21-61	34.4%						Deadball Rebounds
	3FG % 1st Half:	4-11	36.4%	2nd half:	3-13	23.1%	Game:	7-24	29.2%						1
	FT % 1st Half:	5-5	100.0%	2nd half:	12-13	92.3%	Game:	17-18	94.4%						

Oklahoma 88 • 8-2

#	Player	Total		3-Ptr		Rebounds			PF	TP	A	TO	Blk	Stl	Min
		FG-FGA	FT-FTA	FG-FGA	FT-FTA	Off	Def	Tot							
01	Jalen Hill	f	4-5	1-1	2-2	1	7	8	2	11	1	2	0	1	35
35	Tanner Groves	f	5-8	3-5	3-4	0	3	3	3	16	2	0	1	0	31
00	Jordan Goldwire	e	4-7	2-2	4-4	1	1	2	2	14	6	3	0	3	31
00	Umajo Gibson	e	4-9	4-7	0-0	0	4	4	1	12	1	1	0	1	32
55	Elijah Harkless	e	6-11	2-4	7-8	1	10	11	3	21	4	4	0	0	27
03	Alston Mason	e	0-0	0-0	2-2	0	0	0	0	2	0	0	0	0	1
14	Bijan Cortes	e	0-1	0-0	0-0	0	2	2	0	0	2	0	0	0	12
15	Ethan Chargois	e	2-4	0-1	1-2	0	1	1	2	5	2	0	0	1	9
22	CJ Noland	e	1-2	1-1	0-0	0	2	2	2	3	0	5	0	0	14
34	Jacob Groves	e	2-4	0-1	0-0	2	0	2	4	4	0	0	0	1	8
	Team					0	1	1							
	Totals		28-51	13-22	19-22	5	31	36	19	88	18	16	1	7	200
	FG % 1st Half:	15-30	50.0%	2nd half:	13-21	61.9%	Game:	28-51	54.9%						Deadball Rebounds
	3FG % 1st Half:	8-13	61.5%	2nd half:	5-9	55.6%	Game:	13-22	59.1%						1
	FT % 1st Half:	1-2	50.0%	2nd half:	18-20	90.0%	Game:	19-22	86.4%						

Officials: Owen Shortt, Darron George, Gerry Pollard
 Technical fouls: Arkansas-TEAM 2, Oklahoma-None.
 Attendance: 12746

Score by periods	1st	2nd	Total
Arkansas	33	33	66
Oklahoma	39	49	88

	Points	In Paint	Off T/O	2nd Chance	Fast Break	Bench
ARK	22	24	2	6	14	
OU	24	19	4	12	14	

Last FG - ARK 2nd-00:02, OU 2nd-01:29.
 Largest lead - ARK None, OU by 26 2nd-01:09.
 ARK led for 00:00. OU led for 39:16. Game was tied for 00:44.

Score tied - 0 times.
 Lead changed - 0 times.

GAME 11 **89** Hofstra **40 49 89 81** **#19/24 ARKANSAS** **32 49 81 81**
 Dec. 18, 2021 • Simmons Bank Arena • N. Little Rock, Ark.

Hofstra 89 • 7-5

#	Player	Total		3-Ptr		Rebounds			PF	TP	A	TO	Blk	Stl	Min
		FG-FGA	FT-FTA	FG-FGA	FT-FTA	Off	Def	Tot							
35	Abayomi Iyola	f	7-11	0-0	4-6	4	10	14	3	18	1	2	0	1	29
00	Darlinstone Dubar	e	5-13	1-4	0-0	0	5	5	0	11	2	1	0	5	40
04	Aaron Estrada	e	7-12	0-2	8-8	3	7	10	1	22	8	2	0	0	34
15	Omar Silverio	e	2-9	1-5	2-3	0	5	5	2	7	2	1	0	1	33
20	Jalen Ray	e	7-13	4-8	4-4	0	1	1	2	22	2	1	0	1	31
01	Caleb Burgess	e	1-1	1-1	0-0	0	0	0	0	3	0	1	0	1	5
11	Jaquan Carlos	e	1-4	0-2	2-2	0	3	3	0	4	2	3	0	0	17
23	Kvonn Cramer	e	1-2	0-0	0-0	0	1	1	1	2	0	0	0	0	11
	Team					1	0	1							
	Totals		31-65	7-22	20-23	8	32	40	9	89	17	11	0	9	200
	FG % 1st Half:	14-33	42.4%	2nd half:	17-32	53.1%	Game:	31-65	47.7%						Deadball Rebounds
	3FG % 1st Half:	5-14	35.7%	2nd half:	2-8	25.0%	Game:	7-22	31.8%						2
	FT % 1st Half:	7-8	87.5%	2nd half:	13-15	86.7%	Game:	20-23	87.0%						

Arkansas 81 • 9-2

#	Player	Total		3-Ptr		Rebounds			PF	TP	A	TO	Blk	Stl	Min
		FG-FGA	FT-FTA	FG-FGA	FT-FTA	Off	Def	Tot							
10	Jaylin Williams	f	3-5	0-0	0-1	1	7	8	1	6	3	2	2	0	26
00	Stanley Umude	e	3-9	0-4	0-0	0	5	5	0	6	3	2	2	0	29
02	Khalen Robinson	e	1-3	1-3	0-0	0	0	0	2	3	4	0	0	0	3
04	Davonte Davis	e	3-11	0-1	3-3	1	3	4	5	9	4	1	1	1	30
05	Au'Diese Toney	e	3-6	0-1	3-4	3	4	7	2	9	0	2	1	1	37
01	JD Notae	e	8-16	4-9	0-0	0	6	6	5	20	2	6			



ARKANSAS BASKETBALL 2021-22 YEAR IN REVIEW

Box Scores

GAME 13 **68** **--RV ARKANSAS** **31 37 68 81** **MISSISSIPPI STATE** **33 48 81**

Dec. 29, 2021 • Starkville, Miss. • Humphrey Coliseum

Arkansas 68 • 10-3,0-1 SEC

#	Player	Total			3-Ptr			Rebounds			PF	TP	A	TO	Blk	Stl	Min
		FG-FGA	FG-FGA	FT-FTA	FG-FGA	FG-FGA	FT-FTA	Off	Def	Tot							
3	Trey Wade	f	1-2	1-1	0-0	0	0	0	2	3	1	1	0	0	0	22	
10	Jaylin Williams	f	4-10	0-3	1-2	2	5	7	2	9	6	2	3	0	0	36	
04	Davonte Davis	g	7-12	1-4	0-1	0	5	5	4	15	4	2	0	0	0	26	
11	Chris Lykes	g	3-9	1-4	3-3	0	0	0	2	10	2	4	0	1	2	24	
14	Jaxson Robinson	g	2-7	2-7	0-0	1	6	7	3	6	1	2	0	0	0	31	
00	Stanley Umude	g	7-12	2-4	3-4	1	2	3	3	19	0	1	1	2	26		
02	Khalen Robinson	g	0-3	0-3	0-0	1	0	1	2	0	1	1	0	0	0	11	
05	Au'Diese Toney	g	1-3	1-1	3-4	1	0	1	2	6	0	2	0	0	0	18	
23	Connor Vanover	g	0-1	0-0	0-0	1	0	1	0	0	0	1	0	0	0	6	
	Team					4	2	6									
	Totals		25-59	8-27	10-14	11	20	31	20	68	15	17	4	5	200		

FG % 1st Half: 11-28 39.3% 2nd half: 14-31 45.2% Game: 25-59 42.4% Deadball Rebounds 3
 3FG % 1st Half: 5-13 38.5% 2nd half: 3-14 21.4% Game: 8-27 29.6%
 FT % 1st Half: 4-5 80.0% 2nd half: 6-9 66.7% Game: 10-14 71.4%

Mississippi State 81 • 10-3,1-0 SEC

#	Player	Total			3-Ptr			Rebounds			PF	TP	A	TO	Blk	Stl	Min
		FG-FGA	FG-FGA	FT-FTA	FG-FGA	FG-FGA	FT-FTA	Off	Def	Tot							
10	Garrison Brooks	f	0-6	0-2	2-2	3	7	10	1	2	1	0	0	1	28		
13	D.J. Jeffries	f	4-12	1-5	1-3	0	3	3	1	10	2	0	1	0	29		
35	Tolu Smith	f	5-8	0-0	8-10	4	2	6	1	18	0	2	0	5	26		
01	Iverson Molinar	g	5-10	0-2	6-8	1	3	4	3	16	5	4	1	0	33		
03	Shakeel Moore	g	5-8	3-4	2-2	0	2	2	3	15	5	2	0	4	34		
00	Rocket Watts	g	3-4	0-1	1-1	0	0	0	1	7	0	0	0	0	8		
02	Javian Davis	g	2-5	0-0	2-2	5	3	8	1	6	0	1	0	0	14		
04	Cameron Matthews	g	0-0	0-0	0-0	0	1	1	1	0	1	0	0	0	12		
05	Cam Carter	g	0-3	0-2	0-0	0	1	1	0	0	1	1	0	1	5		
11	Andersson Garcia	g	3-3	1-1	0-0	1	0	1	0	7	0	1	1	1	11		
	Team					1	2	3									
	Totals		27-59	5-17	22-28	15	24	39	12	81	15	12	3	12	200		

FG % 1st Half: 12-29 41.4% 2nd half: 15-30 50.0% Game: 27-59 45.8% Deadball Rebounds 3
 3FG % 1st Half: 2-9 22.2% 2nd half: 3-8 37.5% Game: 5-17 29.4%
 FT % 1st Half: 7-9 77.8% 2nd half: 15-19 78.9% Game: 22-28 78.6%

Officials: Rob Rorke, Tony Greene, Doug Shous
 Technical fouls: Arkansas-None, Mississippi State-None.
 Attendance: 6629

Score by periods	1st	2nd	Total
Arkansas	31	37	68
Mississippi State	33	48	81

	Points	In	Off	2nd	Fast	Bench
	Paint	T/O	Chance	Break		
ARK	28	12	6	9	25	25
MSU	32	25	14	13	20	20

Last FG - ARK 2nd-00:18, MSU 2nd-03:14.
 Largest lead - ARK by 5 1st-12:12, MSU by 16 2nd-04:57.
 ARK led for 05:52. MSU led for 28:15. Game was tied for 05:53.

GAME 15 **81** **--RV ARKANSAS** **35 46 81 86** **TEXAS A&M** **37 49 86 86**

Jan. 8, 2022 • Bryan-College Station, Texas • Reed Arena

Arkansas 81 • 10-5,0-3 SEC

#	Player	Total			3-Ptr			Rebounds			PF	TP	A	TO	Blk	Stl	Min
		FG-FGA	FG-FGA	FT-FTA	FG-FGA	FG-FGA	FT-FTA	Off	Def	Tot							
10	Jaylin Williams	f	5-8	0-1	0-0	1	10	11	2	10	2	4	2	1	30		
00	Stanley Umude	g	4-8	1-3	1-2	1	2	3	5	10	1	1	1	0	23		
01	JD Notae	g	11-23	5-8	4-7	2	3	5	2	31	3	5	0	2	38		
05	Au'Diese Toney	g	4-11	0-0	1-2	4	2	6	4	9	0	1	0	0	29		
14	Jaxson Robinson	g	0-2	0-1	0-0	1	0	1	0	0	0	1	1	0	9		
02	Khalen Robinson	g	0-0	0-0	0-0	0	0	0	1	0	0	0	0	0	1		
03	Trey Wade	g	0-0	0-0	0-0	1	0	1	0	0	0	1	0	0	4		
04	Davonte Davis	g	2-10	0-4	9-10	4	3	7	3	13	7	4	0	1	37		
11	Chris Lykes	g	0-3	0-2	1-2	0	0	0	2	1	2	1	0	1	10		
20	Kamani Johnson	g	1-1	0-0	5-6	4	4	8	4	7	1	0	1	1	19		
	Team					2	2	4									
	Totals		27-66	6-19	21-29	20	26	46	23	81	16	18	5	5	200		

FG % 1st Half: 14-33 42.4% 2nd half: 13-33 39.4% Game: 27-66 40.9% Deadball Rebounds 0
 3FG % 1st Half: 3-12 25.0% 2nd half: 3-7 42.9% Game: 6-19 31.6%
 FT % 1st Half: 4-8 50.0% 2nd half: 17-21 81.0% Game: 21-29 72.4%

Texas A&M 86 • 13-2,0-0 SEC

#	Player	Total			3-Ptr			Rebounds			PF	TP	A	TO	Blk	Stl	Min
		FG-FGA	FG-FGA	FT-FTA	FG-FGA	FG-FGA	FT-FTA	Off	Def	Tot							
10	Ethan Henderson	f	2-4	0-0	0-0	1	1	2	5	4	0	0	1	0	17		
15	Henry Coleman III	f	5-6	0-0	4-6	2	7	9	2	14	1	1	1	1	26		
01	Marcus Williams	g	2-11	1-5	4-6	0	3	3	4	9	3	4	1	2	32		
20	Andre Gordon	g	5-5	2-2	1-2	0	1	1	2	13	4	2	2	1	31		
23	Tyrece Radford	g	5-7	2-4	0-1	1	4	5	5	12	2	3	1	1	32		
00	Aaron Cash	g	0-0	0-0	0-0	0	0	0	3	0	0	0	0	0	3		
03	Quenton Jackson	g	6-10	1-4	3-4	1	4	5	4	16	3	2	0	2	23		
04	Wade Taylor IV	g	4-10	2-4	1-4	0	3	3	1	11	2	0	1	3	19		
05	Hassan Diarra	g	1-1	0-0	2-2	0	0	0	1	4	0	1	0	0	4		
31	Javonte Brown	g	1-1	0-0	1-5	0	3	3	1	3	1	0	1	0	10		
35	Manny Obaseki	g	0-0	0-0	0-0	0	0	0	0	0	0	0	1	0	3		
	Team					1	0	1									
	Totals		31-55	8-19	16-30	6	26	32	28	86	16	13	9	10	200		

FG % 1st Half: 14-27 51.9% 2nd half: 17-28 60.7% Game: 31-55 56.4% Deadball Rebounds 6.1
 3FG % 1st Half: 3-9 33.3% 2nd half: 5-10 50.0% Game: 8-19 42.1%
 FT % 1st Half: 6-14 42.9% 2nd half: 10-16 62.5% Game: 16-30 53.3%

Officials: Vladimir Voyard-Tadal, Chuck Jones, Terry Wymer
 Technical fouls: Arkansas-None, Texas A&M-None.
 Attendance: 7967

Score by periods	1st	2nd	Total
Arkansas	35	46	81
Texas A&M	37	49	86

	Points	In	Off	2nd	Fast	Bench
	Paint	T/O	Chance	Break		
ARK	32	17	19	5	21	21
T&M	34	28	7	15	34	34

Last FG - ARK 2nd-01:08, T&M 2nd-00:34.
 Largest lead - ARK by 11 1st-13:33, T&M by 17 2nd-11:01.
 ARK led for 13:23. T&M led for 25:35. Game was tied for 00:17.

GAME 14 **75** **Vanderbilt** **35 40 75 74** **--RV ARKANSAS** **40 34 75 74**

Jan. 4, 2022 • Bud Walton Arena • Fayetteville, Ark.

Vanderbilt 75 • 9-4,1-0 SEC

#	Player	Total			3-Ptr			Rebounds			PF	TP	A	TO	Blk	Stl	Min
		FG-FGA	FG-FGA	FT-FTA	FG-FGA	FG-FGA	FT-FTA	Off	Def	Tot							
10	Myles Stute	f	3-9	2-8	0-0	2	4	6	4	8	0	1	1	1	31		
42	Quentin Millora-Brow	f	0-0	0-0	0-0	1	5	6	2	0	1	0	0	2	25		
02	Scotty Pippen Jr.	g	6-11	1-2	9-12	1	2	3	5	22	3	7	0	0	34		
03	Rodney Chatman	g	3-5	2-3	3-4	1	2	3	4	11	2	2	0	2	25		
04	Jordan Wright	g	3-11	0-3	6-6	2	4	6	5	12	4	3	0	2	28		
00	Tyrin Lawrence	g	2-5	0-1	1-4	0	5	5	2	5	2	0	0	0	15		
12	Trey Thomas	g	5-9	5-7	0-0	0	1	1	2	15	1	2	0	0	25		
15	Terren Frank	g	1-2	0-1	0-0	0	2	2	2	2	0	2	0	0	17		
	Team					1	2	3									
	Totals		23-52	10-25	19-26	8	27	35	26	75	13	17	1	7	200		

FG % 1st Half: 12-27 44.4% 2nd half: 11-25 44.0% Game: 23-52 44.2% Deadball Rebounds 5.1
 3FG % 1st Half: 5-12 41.7% 2nd half: 5-13 38.5% Game: 10-25 40.0%
 FT % 1st Half: 6-8 75.0% 2nd half: 13-18 72.2% Game: 19-26 73.1%

Arkansas 74 • 10-4,0-2 SEC

#	Player	Total			3-Ptr			Rebounds			PF	TP	A	TO	Blk	Stl	Min
		FG-FGA	FG-FGA	FT-FTA	FG-FGA	FG-FGA	FT-FTA	Off	Def	Tot							
10	Jaylin Williams	f	1-2	0-0	4-7	2	8	10	3	6	2	2	1	2	31		
00	Stanley Umude	g	11-20	3-7	3-4	2	1	3	4	28	0	4	0	2	34		
01	JD Notae	g	6-17	1-7	3-6	0	2	2	3	16	5	2	1	5	37		
04	Davonte Davis	g	0-0	0-0	0-0	0	0	0	2	0	0	0	0	0	8		
14	Jaxson Robinson	g	1-5	1-5	0-0	0	3	3	3	3	3	1	1	0	31		
03	Trey Wade	g	0-0	0-0	0-0	0	2	2	0	0	0	0	0	0	5		
05	Au'Diese Toney	g	6-7	1-2	7-9	1	2	3	2	20	3	1	1	1	36		
11	Chris Lykes	g	0-3	0-1	1-2	2	1	3	2	1	1	1	0	1	11		
20	Kamani Johnson	g	0-0	0-0	0-0	0	1	1	1	0	0	0	0	0	7		
23	Connor Vanover	g	0-0	0-0	0-0	0	0	0	0	0	0	0	0	0	0+		
	Team					1	0	1									
	Totals		25-54	6-22	18-28	8	20	28	20	74	14	14	4	11			

Box Scores

2021-22 YEAR IN REVIEW

ARKANSAS BASKETBALL



GAME 17 **65** ARKANSAS **31 34 65 58** **LSU**
#12/12 LSU **33 25 58**
 Jan. 15, 2022 • Baton Rouge, La. • Maravich Center

Arkansas 65 • 12-5,2-3 SEC

#	Player	Total			3-Ptr			Rebounds			PF	TP	A	TO	Blk	Stl	Min
		FG-FGA	FT-FGA	FT-FTA	FG-FGA	FT-FGA	FT-FTA	Off	Def	Tot							
03	Trey Wade	f	1-2	0-0	0-0	2	0	2	1	2	0	0	0	1	1	20	
10	Jaylin Williams	f	4-7	1-2	2-2	1	12	13	3	11	1	0	1	3	34		
00	Stanley Umude	g	2-4	1-2	3-4	1	5	6	2	8	0	3	0	0	24		
01	JD Notae	g	7-13	2-6	3-4	1	2	3	4	19	4	3	0	1	27		
05	Au'Diese Toney	g	4-8	0-1	4-6	2	2	4	1	12	0	4	1	1	39		
02	Khalen Robinson	g	0-0	0-0	0-0	0	0	0	0	0	0	1	0	0	1		
04	Davonte Davis	g	3-9	1-3	0-0	4	4	8	3	7	3	5	0	1	33		
11	Chris Lykes	g	2-11	0-3	2-2	0	1	1	4	6	0	1	0	0	21		
23	Connor Vanover	g	0-1	0-0	0-0	0	0	0	0	0	0	0	0	0	1		
Team						2	2	4					2				
Totals			23-55	5-17	14-18	13	28	41	18	65	8	19	2	7	200		
FG % 1st Half:			11-27	40.7%	2nd half:	12-28	42.9%	Game:	23-55	41.8%	Deadball						
3FG % 1st Half:			0-8	0.0%	2nd half:	5-9	55.6%	Game:	5-17	29.4%	Rebounds						
FT % 1st Half:			9-10	90.0%	2nd half:	5-8	62.5%	Game:	14-18	77.8%	2						

LSU 58 • 15-2,3-2 SEC

#	Player	Total			3-Ptr			Rebounds			PF	TP	A	TO	Blk	Stl	Min
		FG-FGA	FT-FGA	FT-FTA	FG-FGA	FT-FGA	FT-FTA	Off	Def	Tot							
04	Darius Days	f	1-8	0-3	1-2	1	3	4	5	3	2	2	1	3	30		
05	Mwani Wilkinson	f	0-1	0-0	2-2	0	1	1	1	2	0	1	2	1	25		
15	Efton Reid	c	3-6	1-2	0-0	0	2	2	2	7	0	2	0	0	15		
00	Brandon Murray	g	1-5	0-3	0-0	0	1	1	5	2	2	3	0	0	20		
02	Eric Gaines	g	6-14	1-4	1-4	3	3	6	3	14	4	4	0	4	36		
03	Alex Fudge	g	5-6	2-2	1-2	1	3	4	1	13	0	0	1	2	23		
11	Justice Williams	g	1-5	0-1	2-2	0	2	2	2	4	1	0	0	1	17		
13	Tari Eason	g	4-8	1-3	4-5	2	2	4	2	13	2	3	0	3	26		
24	Shareef O'Neal	g	0-2	0-1	0-0	0	3	3	0	0	0	1	0	0	8		
Team						4	0	4									
Totals			21-55	5-19	11-17	11	20	31	21	58	11	16	4	14	200		
FG % 1st Half:			13-30	43.3%	2nd half:	8-25	32.0%	Game:	21-55	38.2%	Deadball						
3FG % 1st Half:			3-10	30.0%	2nd half:	2-9	22.2%	Game:	5-19	26.3%	Rebounds						
FT % 1st Half:			4-6	66.7%	2nd half:	7-11	63.6%	Game:	11-17	64.7%	1,1						

Officials: Rob Rorke, Mike Nance, Tony Greene
 Technical fouls: Arkansas-None, LSU-None.
 Attendance: 12734

Score by periods	1st	2nd	Total
Arkansas	31	34	65
LSU	33	25	58

	In	Off	2nd	Fast	Bench
Points	Point	T/O	Chance	Break	
Ark	30	20	13	10	13
LSU	28	13	10	5	30

Last FG - ARK 2nd-00:22, LSU 2nd-02:16.
 Largest lead - ARK by 7 2nd-00:11, LSU by 8 2nd-09:01.
 ARK led for 06:48. LSU led for 28:32. Game was tied for 04:40.

Score tied - 9 times.
 Lead changed - 7 times.

GAME 19 **73** RV/RV Texas A&M **29 35 9 73 76** **Arkansas**
33 31 12 76
 Jan. 22, 2022 • Bud Walton Arena • Fayetteville, Ark.

Texas A&M 73 • 15-4,2-2 SEC

#	Player	Total			3-Ptr			Rebounds			PF	TP	A	TO	Blk	Stl	Min
		FG-FGA	FT-FGA	FT-FTA	FG-FGA	FT-FGA	FT-FTA	Off	Def	Tot							
10	Ethan Henderson	f	1-2	0-0	0-0	2	3	5	3	2	1	0	1	0	18		
15	Henry Coleman III	f	2-5	0-0	2-2	1	4	5	3	6	0	0	1	1	19		
01	Marcus Williams	g	3-10	1-5	2-2	1	4	5	4	9	3	8	1	1	30		
20	Andre Gordon	g	0-2	0-1	0-0	0	1	1	0	0	0	1	0	0	14		
23	Tyrece Radford	g	3-11	1-6	2-2	4	7	11	1	9	2	0	2	2	37		
00	Aaron Cash	g	1-3	0-0	2-2	0	1	1	1	4	0	0	0	3	21		
02	Hayden Hefner	g	0-0	0-0	0-0	0	0	0	0	0	0	0	0	0	8		
03	Quenton Jackson	g	3-9	0-3	7-7	0	1	1	5	13	1	2	4	1	28		
04	Wade Taylor IV	g	8-14	5-8	4-5	0	1	1	2	25	2	4	0	2	27		
00	Hassan Diarra	g	2-4	1-1	0-0	0	2	2	4	5	0	4	0	1	14		
31	Javonte Brown	g	0-0	0-0	0-0	0	0	0	0	0	0	1	0	0	2		
35	Manny Obaseki	g	0-2	0-2	0-0	0	1	1	0	0	0	0	0	0	7		
Team						4	3	7									
Totals			23-62	8-26	19-20	12	28	40	23	73	10	19	9	11	225		
FG % 1st Half:			9-27	33.3%	2nd half:	11-28	39.3%	OT:	3-7	42.9%	Game:	23-62	37.1%	Deadball			
3FG % 1st Half:			3-11	27.3%	2nd half:	4-12	33.3%	OT:	1-3	33.3%	Game:	8-26	30.8%	Rebounds			
FT % 1st Half:			8-9	88.9%	2nd half:	9-9	100.0%	OT:	2-2	100.0%	Game:	19-20	95.0%	0,1			

Arkansas 76 • 14-5,4-3 SEC

#	Player	Total			3-Ptr			Rebounds			PF	TP	A	TO	Blk	Stl	Min
		FG-FGA	FT-FGA	FT-FTA	FG-FGA	FT-FGA	FT-FTA	Off	Def	Tot							
03	Trey Wade	f	2-3	2-2	2-2	0	1	1	3	8	1	1	1	0	34		
10	Jaylin Williams	f	5-10	1-2	3-3	1	10	11	2	14	3	3	3	6	43		
00	Stanley Umude	g	5-14	1-5	4-4	1	6	7	2	15	3	0	1	3	44		
01	JD Notae	g	6-21	2-10	3-3	1	5	6	5	17	4	5	1	3	31		
05	Au'Diese Toney	g	4-8	0-0	4-4	3	3	6	0	12	1	1	0	1	42		
04	Davonte Davis	g	1-5	0-0	2-3	3	2	5	4	4	2	2	0	1	19		
11	Chris Lykes	g	1-3	1-1	3-6	0	1	1	1	6	2	3	0	0	11		
20	Kamani Johnson	g	0-0	0-0	0-0	0	0	0	0	0	0	0	0	0	1		
Team						4	0	4									
Totals			24-64	7-20	21-25	13	28	41	17	76	16	16	6	14	225		
FG % 1st Half:			12-30	40.0%	2nd half:	8-29	27.6%	OT:	4-5	80.0%	Game:	24-64	37.5%	Deadball			
3FG % 1st Half:			6-12	50.0%	2nd half:	1-8	12.5%	OT:	0-0	0.0%	Game:	7-20	35.0%	Rebounds			
FT % 1st Half:			3-4	75.0%	2nd half:	14-14	100.0%	OT:	4-7	57.1%	Game:	21-25	84.0%	2			

Officials: Jason Baker, Will Howard, Anthony Jordan
 Technical fouls: Texas A&M-None, Arkansas-None.
 Attendance: 19200

Score by periods	1st	2nd	OT	Total
Texas A&M	29	35	9	73
Arkansas	33	31	12	76

	In	Off	2nd	Fast	Bench
Points	Point	T/O	Chance	Break	
T&A&M	24	21	9	16	47
ARK	26	17	19	3	10

Last FG - T&A&M OT-00:42, ARK OT-00:01.
 Largest lead - T&A&M by 2 OT-04:16, ARK by 16 1st-11:32.
 T&A&M led for 01:24. ARK led for 41:25. Game was tied for 02:07.

Score tied - 4 times.
 Lead changed - 2 times.

GAME 18 **59** South Carolina **40 19 59 75** **Arkansas**
33 42 75
 Jan. 18, 2022 • Bud Walton Arena • Fayetteville, Ark.

South Carolina 59 • 10-7,1-4 SEC

#	Player	Total			3-Ptr			Rebounds			PF	TP	A	TO	Blk	Stl	Min
		FG-FGA	FT-FGA	FT-FTA	FG-FGA	FT-FGA	FT-FTA	Off	Def	Tot							
15	Wildens Leveque	f	0-2	0-0	1-2	2	1	3	2	1	3	1	0	1	0	11	
24	Keyshawn Bryant	f	2-5	0-1	1-1	1	1	2	3	5	1	1	0	1	21		
00	James Reese V	g	3-9	3-7	1-2	0	3	3	3	10	3	0	1	1	33		
10	Erik Stevenson	g	1-12	1-7	0-0	0	0	0	3	3	1	3	0	1	26		
23	Devin Carter	g	6-14	3-5	5-10	3	3	6	1	20	1	6	1	2	31		
01	Jacobi Wright	g	0-1	0-1	0-0	0	3	3	1	0	3	2	0	0	21		
02	Chico Carter, Jr.	g	0-3	0-1	3-4	0	1	1	1	3	1	2	0	2	13		
14	Brandon Martin	g	3-5	0-1	1-1	1	3	4	3	7	0	0	0	0	13		
3	Josh Gray	g	4-6	0-0	0-4	5	6	11	2	8	1	0	0	0	19		
55	Ta'Quan Woodley	g	1-2	0-0	0-0	1	0	1	3	2	0	2	1	0	12		
Team						2	0	2									



ARKANSAS 2021-22 YEAR IN REVIEW BASKETBALL

Box Scores

GAME 21 **68** West Virginia **29** **39** **68** **77** **38** **39** **77**
Jan. 29, 2022 • Bud Walton Arena • Fayetteville, Ark.

West Virginia 68 • 13-7

#	Player	Total			3-Ptr			Rebounds			PF	TP	A	TO	Blk	Stl	Min
		FG-FGA	FT-FTA	Off	Def	Tot	FG-FGA	FT-FTA	Off	Def							
11	Jalen Bridges	f	2-7	0-4	2-2	2	4	6	4	6	0	1	0	1	0	25	
13	Isaiah Cottrell	f	0-4	0-2	0-0	0	2	2	4	0	0	0	0	0	0	13	
00	Kedrian Johnson	g	5-9	4-5	4-4	0	0	0	3	18	1	2	0	1	0	34	
12	Taz Sherman	g	4-11	2-5	5-5	2	2	4	1	15	2	1	0	3	23		
22	Sean McNeil	g	3-11	1-6	0-0	0	3	3	0	7	4	1	0	1	0	32	
01	Pauly Paulicap	g	0-0	0-0	1-2	0	0	0	4	1	0	1	0	0	0	5	
02	Kobe Johnson	g	0-0	0-0	0-0	0	1	1	0	0	1	0	0	0	0	6	
03	Gabe Osabuohien	g	3-5	0-0	1-3	1	2	3	5	7	1	1	1	1	1	13	
04	Jamel King	g	0-1	0-1	0-0	0	1	1	2	0	0	0	0	0	0	3	
05	Dimon Carrigan	g	0-0	0-0	1-2	2	1	3	4	1	0	1	3	0	0	22	
10	Malik Curry	g	5-9	0-2	1-3	0	3	3	2	11	0	1	0	0	0	18	
45	Seth Wilson	g	1-3	0-1	0-0	0	0	0	0	2	0	0	0	1	0	6	
	Team					0	0	0									
	Totals		23-60	7-26	15-21	7	19	26	29	68	9	9	4	8	200		

FG % 1st Half:	11-32	34.4%	2nd half:	12-28	42.9%	Game:	23-60	38.3%	Deadball Rebounds	2
3FG % 1st Half:	2-12	16.7%	2nd half:	5-14	35.7%	Game:	7-26	26.9%		
FT % 1st Half:	5-9	55.6%	2nd half:	10-12	83.3%	Game:	15-21	71.4%		

Arkansas 77 • 16-5

#	Player	Total			3-Ptr			Rebounds			PF	TP	A	TO	Blk	Stl	Min
		FG-FGA	FT-FTA	Off	Def	Tot	FG-FGA	FT-FTA	Off	Def							
03	Trey Wade	f	1-2	0-1	4-4	1	1	2	1	6	1	1	1	0	0	38	
10	Jaylin Williams	f	3-13	1-4	5-7	1	14	15	4	12	1	4	2	2	0	36	
00	Stanley Umude	g	4-9	1-3	3-3	4	4	8	2	12	1	3	2	0	0	24	
01	JD Notae	g	6-8	1-2	2-2	0	0	0	3	15	2	0	0	1	0	23	
05	Au'Diese Toney	g	6-8	0-2	7-8	2	5	7	3	19	3	2	0	0	0	39	
04	Davonte Davis	g	2-9	0-2	3-6	2	4	6	1	7	3	2	0	1	0	28	
11	Chris Lykes	g	1-2	0-0	4-4	0	2	2	2	6	0	1	0	0	0	8	
20	Kamani Johnson	g	0-0	0-0	0-0	0	1	1	2	0	0	1	0	0	0	4	
	Team					1	2	3									
	Totals		23-51	3-14	28-34	11	33	44	18	77	11	15	5	4	200		

FG % 1st Half:	10-22	45.5%	2nd half:	13-29	44.8%	Game:	23-51	45.1%	Deadball Rebounds	4.1
3FG % 1st Half:	2-7	28.6%	2nd half:	1-7	14.3%	Game:	3-14	21.4%		
FT % 1st Half:	16-18	88.9%	2nd half:	12-16	75.0%	Game:	28-34	82.4%		

Officials: Steven Anderson, Don Dally, Terry Oglesby
 Technical fouls: West Virginia-None. Arkansas-None.
 Attendance: 19200

Score by periods	1st	2nd	Total	In	Off	2nd	Fast	Bench
				Paint	T/O	Chance	Break	
West Virginia	29	39	68	26	17	11	15	22
Arkansas	38	39	77	36	6	15	23	13

Last FG - WVU 2nd-00:27, ARK 2nd-02:23.
 Largest lead - WVU None, ARK by 19 2nd-16:08.
 WVU led for 00:00. ARK led for 39:48. Game was tied for 00:12.

GAME 23 **55** Mississippi State **25** **30** **55** **63** **25** **38** **63**
Feb. 5, 2022 • Bud Walton Arena • Fayetteville, Ark.

Mississippi State 55 • 14-8,5-4 SEC

#	Player	Total			3-Ptr			Rebounds			PF	TP	A	TO	Blk	Stl	Min
		FG-FGA	FT-FTA	Off	Def	Tot	FG-FGA	FT-FTA	Off	Def							
10	Garrison Brooks	f	5-9	2-4	0-2	3	8	11	3	12	0	2	2	0	0	34	
13	D.J. Jeffries	f	1-4	0-2	3-4	0	6	6	0	5	3	0	0	1	0	35	
35	Tolu Smith	f	2-8	0-0	7-9	3	3	6	4	11	3	2	1	0	0	27	
01	Iverson Molinar	g	7-18	0-1	5-5	0	1	1	1	19	1	3	0	0	0	34	
03	Shakeel Moore	g	1-4	0-2	0-0	0	2	2	3	2	0	1	0	0	0	21	
00	Rocket Watts	g	0-2	0-0	0-0	0	1	1	1	0	0	1	0	0	0	6	
02	Javian Davis	g	1-2	0-0	1-2	0	2	2	0	3	0	0	0	0	0	11	
04	Cameron Matthews	g	0-2	0-1	0-0	0	2	2	3	0	2	1	0	1	0	18	
11	Andersson Garcia	g	1-2	1-2	0-0	0	2	2	2	3	2	2	0	0	0	14	
	Team					2	3	5									
	Totals		18-51	3-12	16-22	8	30	38	17	55	11	12	3	2	200		

FG % 1st Half:	8-23	34.8%	2nd half:	10-28	35.7%	Game:	18-51	35.3%	Deadball Rebounds	3.1
3FG % 1st Half:	1-6	16.7%	2nd half:	2-6	33.3%	Game:	3-12	25.0%		
FT % 1st Half:	8-11	72.7%	2nd half:	8-11	72.7%	Game:	16-22	72.7%		

Arkansas 63 • 18-5,7-3 SEC

#	Player	Total			3-Ptr			Rebounds			PF	TP	A	TO	Blk	Stl	Min
		FG-FGA	FT-FTA	Off	Def	Tot	FG-FGA	FT-FTA	Off	Def							
03	Trey Wade	f	2-6	1-4	0-0	2	3	5	2	5	1	1	1	0	0	19	
10	Jaylin Williams	f	4-9	1-2	1-1	0	9	9	5	10	0	1	2	1	0	33	
00	Stanley Umude	g	2-8	0-2	1-1	1	2	3	1	5	0	1	0	0	0	19	
01	JD Notae	g	4-16	0-6	6-9	0	6	6	1	14	4	1	1	2	38		
05	Au'Diese Toney	g	1-4	0-1	4-6	2	2	4	2	6	2	0	0	0	0	36	
04	Davonte Davis	g	3-5	0-1	0-0	0	1	1	2	6	1	0	0	1	0	22	
11	Chris Lykes	g	4-8	2-3	0-0	0	2	2	2	10	2	0	0	0	0	20	
20	Kamani Johnson	g	3-5	0-0	1-5	4	2	6	2	7	2	1	0	0	0	13	
	Team					2	1	3									
	Totals		23-61	4-19	13-22	11	28	39	17	63	12	6	4	8	200		

FG % 1st Half:	8-30	26.7%	2nd half:	15-31	48.4%	Game:	23-61	37.7%	Deadball Rebounds	5
3FG % 1st Half:	1-13	7.7%	2nd half:	3-6	50.0%	Game:	4-19	21.1%		
FT % 1st Half:	8-16	50.0%	2nd half:	5-6	83.3%	Game:	13-22	59.1%		

Officials: Todd Austin, Jason Baker, Anthony Jordan
 Technical fouls: Mississippi State-None. Arkansas-None.
 Attendance: 19200

Score by periods	1st	2nd	Total	In	Off	2nd	Fast	Bench
				Paint	T/O	Chance	Break	
Mississippi State	25	30	55	24	7	10	8	6
Arkansas	25	38	63	32	8	15	18	23

Last FG - MSU 2nd-02:07, ARK 2nd-00:25.
 Largest lead - MSU by 2 1st-19:44, ARK by 9 2nd-06:03.
 MSU led for 02:13. ARK led for 28:42. Game was tied for 09:05.

BACK-TO-BACK NCAA ELITE 8 APPEARANCES (2021 & 2022)

GAME 22 **99** RV/RV ARKANSAS **53** **46** **99** **73** **47** **53** **73**
Feb. 2, 2022 • Athens, Ga. • Stegeman Coliseum

Arkansas 99 • 17-5,6-3 SEC

#	Player	Total			3-Ptr			Rebounds			PF	TP	A	TO	Blk	Stl	Min
		FG-FGA	FT-FTA	Off	Def	Tot	FG-FGA	FT-FTA	Off	Def							
03	Trey Wade	f	0-2	0-1	0-0	0	2	2	0	0	1	1	0	0	0	21	
10	Jaylin Williams	f	6-9	1-2	1-2	0	8	8	2	14	1	0	2	1	0	20	
00	Stanley Umude	g	12-20	6-8	1-2	0	4	4	1	31	4	2	2	2	0	37	
01	JD Notae	g	9-14	4-7	1-2	0	9	9	3	23	6	5	1	3	32		
05	Au'Diese Toney	g	4-6	1-1	1-1	1	0	1	3	10	1	2	0	1	0	34	
02	Khalen Robinson	g	1-2	1-1	0-0	0	1	1	0	3	0	1	0	0	0	4	
04	Davonte Davis	g	1-3	0-1	0-0	0	1	1	3	2	1	0	0	0	0	17	
11	Chris Lykes	g	4-8	1-4	0-0	1	0	1	0	9	7	1	0	0	0	18	
13	Chance Moore	g	1-2	1-2	0-0	1	0	1	0	3	0	0	0	0	0	1	
14	Jaxson Robinson	g	0-1	0-1	0-0	0	0	0	1	0	0	0	0	0	0	3	
20	Kamani Johnson	g	2-2	0-0	0-0	2	2	4	4	4	1	1	0	0	0	11	
21	Cade Arbogast	g	0-2	0-0	0-0	2	1	3	0	0	1	0	0	0	0	1	
45	Lawson Blake	g	0-0	0-0	0-0	0	0	0	0	0	0	0	0	0	0	1	
	Team					0	0	0									
	Totals		40-71	15-28	4-7	7	28	35	17	99	23	13	5	11	200		

FG % 1st Half:	22-37	59.5%	2nd half:	18-34	52.9%	Game:	40-71	56.3%	Deadball Rebounds	1
3FG % 1st Half:	6-14	42.9%	2nd half:	9-14	64.3%	Game:	15-28	53.6%		
FT % 1st Half:	3-4	75.0%	2nd half:	1-3	33.3%	Game:	4-7	57.1%		

Georgia 73 • 6-16,1-8 SEC

#	Player	Total			3-Ptr			Rebounds			PF	TP	A	TO	Blk	Stl	Min
		FG-FGA	FT-FTA	Off	Def	Tot	FG-FGA	FT-FTA	Off	Def							
23	Braelen Bridges	f	3-5	0-0	3-5	0	5	5	3	9	1	3	0	2</			

Box Scores

2021-22 YEAR IN REVIEW

ARKANSAS BASKETBALL



GAME 25 **67** RV/RV ARKANSAS **32 35** **67 68** **68**
 Feb. 12, 2022 • Tuscaloosa, Ala. • Coleman Coliseum

Arkansas 67 • 19-6,8-4 SEC

#	Player	Total			3-Ptr			Rebounds			PF	TP	A	TO	Blk	Stl	Min
		FG-FGA	FG-FGA	FT-FTA	FG-FGA	FG-FGA	FT-FTA	Off	Def	Tot							
03	Trey Wade	f	0-2	0-0	0-0	1	0	1	0	0	0	0	1	0	0	12	
10	Jaylin Williams	f	6-15	1-5	9-13	2	8	10	1	22	1	1	0	0	0	39	
00	Stanley Umude	g	7-11	3-7	2-2	3	6	9	5	19	2	2	0	1	25		
01	JD Notae	g	4-11	2-5	2-3	0	1	1	3	12	3	3	0	4	24		
05	Au'Diese Toney	g	1-11	0-0	4-6	3	4	7	3	6	0	2	0	0	39		
04	Davonte Davis	g	2-8	0-3	0-0	2	4	6	2	4	2	3	0	0	30		
11	Chris Lykes	g	1-8	0-1	0-0	1	0	1	2	2	3	0	0	2	18		
20	Kamani Johnson	g	1-4	0-0	0-0	4	0	4	1	2	0	2	0	0	13		
Team						5	2	7									
Totals			22-70	6-21	17-24	21	25	46	17	67	11	16	0	7	200		

FG % 1st Half: 11-35 31.4% 2nd half: 11-35 31.4% Game: 22-70 31.4% Deadball Rebounds 5
 3FG % 1st Half: 1-7 14.3% 2nd half: 5-14 35.7% Game: 6-21 28.6%
 FT % 1st Half: 9-12 75.0% 2nd half: 8-12 66.7% Game: 17-24 70.8%

Alabama 68 • 16-9,6-6 SEC

#	Player	Total			3-Ptr			Rebounds			PF	TP	A	TO	Blk	Stl	Min
		FG-FGA	FG-FGA	FT-FTA	FG-FGA	FG-FGA	FT-FTA	Off	Def	Tot							
00	Noah Gurley	f	4-10	1-6	0-0	2	2	4	4	9	1	4	1	1	18		
04	Juwan Gary	f	1-3	0-1	0-0	0	1	1	2	2	0	0	0	0	6		
03	JD Davison	g	4-9	1-3	2-3	2	2	4	3	11	4	6	1	1	30		
05	Jaden Shackelford	g	4-12	1-6	1-2	2	3	5	2	10	0	5	0	1	33		
14	Keon Ellis	g	2-4	1-3	2-2	1	4	5	2	7	2	0	3	0	33		
01	Jusaun Holt	g	1-2	1-2	0-0	0	3	3	0	3	0	2	0	0	9		
02	Darius Miles	g	1-4	1-4	0-0	0	7	7	2	3	1	0	0	0	20		
10	Charles Bediako	g	3-4	0-0	3-4	1	2	3	3	9	0	2	2	1	14		
13	Jahvon Quinerly	g	2-6	0-3	2-3	0	0	0	0	6	4	5	0	0	28		
33	James Rojas	g	2-2	1-1	3-3	1	3	4	4	8	1	0	0	0	9		
Team						2	2	4									
Totals			24-56	7-29	13-17	11	29	40	22	68	13	24	7	4	200		

FG % 1st Half: 12-26 46.2% 2nd half: 12-30 40.0% Game: 24-56 42.9% Deadball Rebounds 0
 3FG % 1st Half: 6-16 37.5% 2nd half: 1-13 7.7% Game: 7-29 24.1%
 FT % 1st Half: 7-8 87.5% 2nd half: 6-9 66.7% Game: 13-17 76.5%

Officials: Wil Howard, Patrick Evans, Don Dailly
 Technical fouls: Arkansas-Au'Diese Toney, Alabama-None.
 Attendance: 10353

Score by periods	1st	2nd	Total
Arkansas	32	35	67
Alabama	37	31	68

Last FG - ARK 2nd-02:36, BAMA 2nd-00:27.
 Largest lead - ARK by 5 1st-18:36, BAMA by 13 2nd-14:53.
 ARK led for 04:50. BAMA led for 34:10. Game was tied for 01:00.

Score tied - 2 times.
 Lead changed - 5 times.

GAME 27 **48** #16/13 Tennessee **23 25** **48 58** **58**
 Feb. 19, 2022 • Bud Walton Arena • Fayetteville, Ark.

Tennessee 48 • 19-7,10-4 SEC

#	Player	Total			3-Ptr			Rebounds			PF	TP	A	TO	Blk	Stl	Min
		FG-FGA	FG-FGA	FT-FTA	FG-FGA	FG-FGA	FT-FTA	Off	Def	Tot							
02	Brandon Huntley-Hatf	f	0-1	0-0	1-2	1	2	3	0	1	0	0	0	0	9		
33	Uros Plavsic	f	1-2	0-0	0-4	3	3	6	3	2	1	1	0	0	16		
01	Kennedy Chandler	g	5-15	1-5	0-0	0	3	3	4	11	2	2	1	28			
25	Santiago Vescovi	g	2-13	1-9	2-2	0	11	11	4	7	1	3	1	0	32		
30	Josiah-Jordan James	g	4-13	0-6	0-0	2	2	4	5	8	1	3	0	0	31		
00	Jonas Aidoo	g	2-3	0-0	0-0	3	3	6	1	4	0	2	0	0	17		
05	Zakai Zeigler	g	2-8	2-3	6-6	0	2	2	2	12	0	2	0	3	33		
10	John Fulkerson	g	0-2	0-0	2-2	0	3	3	0	2	0	1	0	1	19		
12	Victor Bailey Jr.	g	0-1	0-0	0-0	0	2	2	2	0	0	1	0	0	6		
15	Jahmai Mashack	g	0-0	0-0	1-2	0	0	0	1	1	0	0	0	0	3		
24	Justin Powell	g	0-1	0-1	0-0	1	0	1	2	0	0	0	0	0	6		
Team						4	1	5									
Totals			16-59	4-24	12-18	14	32	46	24	48	5	15	4	6	200		

FG % 1st Half: 7-26 26.9% 2nd half: 9-33 27.3% Game: 16-59 27.1% Deadball Rebounds 4
 3FG % 1st Half: 3-10 30.0% 2nd half: 1-14 7.1% Game: 4-24 16.7%
 FT % 1st Half: 6-8 75.0% 2nd half: 6-10 60.0% Game: 12-18 66.7%

Arkansas 58 • 21-6,10-4 SEC

#	Player	Total			3-Ptr			Rebounds			PF	TP	A	TO	Blk	Stl	Min
		FG-FGA	FG-FGA	FT-FTA	FG-FGA	FG-FGA	FT-FTA	Off	Def	Tot							
03	Trey Wade	f	1-5	0-2	2-2	2	4	6	2	4	0	0	1	0	21		
10	Jaylin Williams	f	6-13	0-2	1-3	1	15	16	3	13	2	1	1	1	40		
00	Stanley Umude	g	2-12	0-6	1-3	1	3	4	1	5	1	1	1	3	39		
01	JD Notae	g	5-11	3-6	0-0	0	1	1	5	13	1	2	0	0	24		
05	Au'Diese Toney	g	1-6	0-0	6-6	4	6	10	0	8	0	1	2	0	37		
02	Khalen Robinson	g	0-1	0-0	0-0	0	0	0	0	0	0	0	0	0	3		
04	Davonte Davis	g	2-5	2-3	1-2	3	1	4	2	7	1	1	0	0	18		
11	Chris Lykes	g	1-6	0-3	6-6	0	1	1	3	8	2	4	0	2	18		
Team						1	0	1									
Totals			18-59	5-22	17-22	12	31	43	16	58	7	10	5	6	200		

FG % 1st Half: 8-32 25.0% 2nd half: 10-27 37.0% Game: 18-59 30.5% Deadball Rebounds 2
 3FG % 1st Half: 2-9 22.2% 2nd half: 3-13 23.1% Game: 5-22 22.7%
 FT % 1st Half: 6-7 85.7% 2nd half: 11-15 73.3% Game: 17-22 77.3%

Officials: Vladimir Voyard-Tadal, K.B. Burdett Jr., Tony Greene
 Technical fouls: Tennessee-None, Arkansas-None.
 Attendance: 19200

Score by periods	1st	2nd	Total
Tennessee	23	25	48
Arkansas	24	34	58

Last FG - UT 2nd-00:28, ARK 2nd-05:17.
 Largest lead - UT by 3 1st-15:22, ARK by 10 2nd-00:06.
 UT led for 09:14. ARK led for 26:45. Game was tied for 04:01.

Score tied - 3 times.
 Lead changed - 12 times.

GAME 26 **76** #23/24 ARKANSAS **46 30** **76 57** **57**
 Feb. 15, 2022 • Columbia, Mo. • Mizzou Arena

Arkansas 76 • 20-6,9-4 SEC

#	Player	Total			3-Ptr			Rebounds			PF	TP	A	TO	Blk	Stl	Min
		FG-FGA	FG-FGA	FT-FTA	FG-FGA	FG-FGA	FT-FTA	Off	Def	Tot							
03	Trey Wade	f	5-7	0-1	2-2	4	7	11	1	12	1	0	0	1	36		
10	Jaylin Williams	f	4-10	0-3	5-6	3	8	11	3	13	4	2	2	1	37		
00	Stanley Umude	g	8-13	6-9	1-4	0	5	5	2	23	1	1	2	0	37		
01	JD Notae	g	6-16	3-5	2-2	0	5	5	2	17	4	5	0	2	35		
05	Au'Diese Toney	g	0-0	0-0	0-0	0	0	0	4	0	0	1	0	0	6		
04	Davonte Davis	g	3-5	2-3	3-3	0	1	1	3	11	2	1	0	1	33		
11	Chris Lykes	g	0-2	0-0	0-0	0	1	1	1	1	0	1	1	0	9		
14	Jaxson Robinson	g	0-0	0-0	0-0	0	0	0	0	0	0	0	0	0	1		
20	Kamani Johnson	g	0-0	0-0	0-0	0	1	1	0	0	0	0	0	0	6		
Team						0	0	0									
Totals			26-53	11-21	13-17	7	28	35	16	76	13	11	4	6	200		

FG % 1st Half: 16-32 50.0% 2nd half: 10-21 47.6% Game: 26-53 49.1% Deadball Rebounds 2
 3FG % 1st Half: 7-14 50.0% 2nd half: 4-7 57.1% Game: 11-21 52.4%
 FT % 1st Half: 7-9 77.8% 2nd half: 6-8 75.0% Game: 13-17 76.5%

Missouri 57 • 10-15,4-8 SEC

#	Player	Total			3-Ptr			Rebounds			PF	TP	A	TO	Blk	Stl	Min
		FG-FGA	FG-FGA	FT-FTA	FG-FGA	FG-FGA	FT-FTA	Off	Def	Tot							
23	Trevon Brazile	f	4-8	0-3	0-0	1	7	8	3	8	2	1	1	0	27		
24	Kobe Brown	f	3-10	0-2	0-0	1	4	5	1	6	2	1	0	1	30		
04	Javon Pickett	g	5-12	1-2	2-2	1	1	2	2	13	1	3	0	1	35		
05	Jarron Coleman	g	1-7	0-1	2-2	1	2	3	2	4	3	2	0	0	27		
12	Daljuan Gordon	g	3-6	3-4	2-2	0	3	3	1	11	0	3	0	1	20		
01	Amari Davis	g	0-4	0-1	4-4	0	1	1	1	4	1	0	0	2	23		
13	Kaleb Brown	g	1-4	1-3	0-0	0	1	1	2	3	3	3	0	0	12		
21	Ronnie DeGray III	g	4-6	0-1	0-2	3	1	4	3	8	0	0	2	2	26		
Team						3	2	5									
Totals			21-57	5-17	10-12	10	22	32	15	57	12	13	3	7			



ARKANSAS BASKETBALL 2021-22 YEAR IN REVIEW

Box Scores

GAME 29 CBS **73** #6/3 Kentucky 28 45 73 **75** #18/18 ARKANSAS 34 41 75 **75**
Feb. 26, 2022 • Bud Walton Arena • Fayetteville, Ark.

Kentucky 73 • 23-6,12-4 SEC

#	Player	Total			3-Ptr			Rebounds			PF	TP	A	TO	Blk	Stl	Min
		FG-FGA	FG-FGA	FT-FTA	Off	Def	Tot	Off	Def	Tot							
00	Jacob Toppin	f	1-2	0-1	0-0	0	0	0	2	2	2	1	0	0	0	12	
12	Keion Brooks Jr.	f	7-13	0-1	0-0	1	4	5	2	14	1	3	0	0	2	31	
34	Oscar Tshiebewe	f	13-21	0-0	4-7	8	10	18	3	30	2	0	3	1	39	20	
10	Davion Mintz	g	0-2	0-2	0-0	0	1	1	2	0	2	2	0	1	1	31	
31	Kellan Grady	g	1-3	1-3	0-0	1	2	3	4	3	1	2	0	1	30	29	
02	Sahvir Wheeler	g	5-13	2-4	2-2	2	1	3	2	14	5	3	0	0	29	35	
03	TyTy Washington Jr.	g	3-12	1-4	3-4	1	0	1	2	10	3	0	0	0	2	35	
04	Daimion Collins	g	0-0	0-0	0-0	0	0	0	0	0	0	0	0	0	0	0+	
23	Bryce Hopkins	g	0-0	0-0	0-0	0	0	0	0	0	0	0	0	0	0	3	
55	Lance Ware	g	0-0	0-0	0-0	0	1	1	0	0	0	0	0	0	0	1	
Team						3	4	7				1					
Totals			30-66	4-15	9-13	16	23	39	17	73	16	12	3	7	200		

FG % 1st Half: 11-33 33.3% 2nd half: 19-33 57.6% Game: 30-66 45.5% Deadball Rebounds 0
3FG % 1st Half: 0-8 0.0% 2nd half: 4-7 57.1% Game: 4-15 26.7%
FT % 1st Half: 6-9 66.7% 2nd half: 3-4 75.0% Game: 9-13 69.2%

Arkansas 75 • 23-6,12-4 SEC

#	Player	Total			3-Ptr			Rebounds			PF	TP	A	TO	Blk	Stl	Min
		FG-FGA	FG-FGA	FT-FTA	Off	Def	Tot	Off	Def	Tot							
03	Trey Wade	f	2-2	0-0	1-1	1	2	3	1	5	0	2	1	0	14	32	
10	Jaylin Williams	f	5-13	0-4	6-7	2	10	12	3	16	2	2	1	2	32	30	
00	Stanley Umude	g	5-10	3-5	0-0	1	5	6	0	13	0	1	0	1	35	37	
01	JD Notae	g	13-26	2-8	2-2	0	1	1	2	30	8	5	1	1	37	30	
05	Au'Diese Toney	g	2-5	0-1	0-0	2	2	2	2	4	0	1	2	0	31	37	
04	Davonte Davis	g	0-1	0-0	5-7	0	2	2	1	5	2	0	0	0	31	36	
11	Chris Lykes	g	0-0	0-0	0-0	0	0	0	2	0	1	0	0	0	0	3	
20	Kamani Johnson	g	1-1	0-0	0-0	2	1	3	2	2	1	1	0	1	8	8	
Team						2	1	3									
Totals			28-58	5-18	14-17	8	24	32	13	75	14	12	5	5	200		

FG % 1st Half: 14-30 46.7% 2nd half: 14-28 50.0% Game: 28-58 48.3% Deadball Rebounds 2
3FG % 1st Half: 3-10 30.0% 2nd half: 2-8 25.0% Game: 5-18 27.8%
FT % 1st Half: 3-3 100.0% 2nd half: 11-14 78.6% Game: 14-17 82.4%

Officials: Rob Rorke, Chuck Jones, Doug Shaws
Technical fouls: Kentucky-None, Arkansas-None.
Attendance: 19200

Score by periods	1st	2nd	Total
Kentucky	28	45	73
Arkansas	34	41	75

Points	In	Off	2nd	Fast	Bench
UK	42	15	13	16	24
ARK	36	20	7	9	7

Last FG - UK 2nd-00:00, ARK 2nd-01:22.
Largest lead - UK by 4 2nd-09:35, ARK by 13 1st-13:10.
UK led for 07:30. ARK led for 29:46. Game was tied for 02:44.

GAME 31 ESPN **74** #14/15 ARKANSAS 29 45 74 **78** #13/13 Tennessee 50 28 78 **78**
Mar. 5, 2022 • Knoxville, Tenn. • Thompson-Boling Arena

Arkansas 74 • 24-7,13-5 SEC

#	Player	Total			3-Ptr			Rebounds			PF	TP	A	TO	Blk	Stl	Min
		FG-FGA	FG-FGA	FT-FTA	Off	Def	Tot	Off	Def	Tot							
03	Trey Wade	f	0-2	0-0	0-0	3	2	5	3	0	1	1	0	0	0	19	
10	Jaylin Williams	f	3-8	1-3	2-2	1	6	7	4	9	1	1	0	0	0	30	
00	Stanley Umude	g	5-13	3-9	2-4	0	3	3	3	15	0	2	0	1	36	31	
01	JD Notae	g	6-20	2-8	6-8	1	4	5	0	20	4	2	1	3	34	20	
04	Davonte Davis	g	2-5	0-1	0-1	1	0	1	4	4	0	3	0	0	0	20	
02	Khalen Robinson	g	1-2	0-0	0-0	0	2	2	4	2	3	0	0	0	9	25	
11	Chris Lykes	g	4-7	3-5	4-4	0	0	0	5	15	3	2	0	0	3	25	
14	Jaxson Robinson	g	1-2	1-2	0-0	0	0	0	3	0	0	0	0	0	0	3	
20	Kamani Johnson	g	1-3	0-0	4-8	5	3	8	2	6	0	0	1	2	24	24	
Team						5	1	6									
Totals			23-62	10-28	18-27	16	21	37	25	74	11	15	2	9	200		

FG % 1st Half: 9-25 36.0% 2nd half: 14-37 37.8% Game: 23-62 37.1% Deadball Rebounds 5,4
3FG % 1st Half: 4-9 44.4% 2nd half: 6-19 31.6% Game: 10-28 35.7%
FT % 1st Half: 7-15 46.7% 2nd half: 11-12 91.7% Game: 18-27 66.7%

Tennessee 78 • 23-7,14-4 SEC

#	Player	Total			3-Ptr			Rebounds			PF	TP	A	TO	Blk	Stl	Min
		FG-FGA	FG-FGA	FT-FTA	Off	Def	Tot	Off	Def	Tot							
02	Brandon Huntley-Harf	f	2-6	0-0	3-5	1	3	4	2	7	0	2	0	0	0	17	
33	Uros Plavsic	f	2-2	0-0	2-2	1	2	3	4	6	0	1	0	0	0	11	
01	Kennedy Chandler	g	5-6	5-6	0-3	0	2	2	4	15	3	2	0	0	25	37	
25	Santiago Vescovi	g	4-9	3-4	4-4	0	4	4	1	15	4	4	1	2	37	30	
30	Joshiah-Jordan James	g	4-8	2-3	2-2	0	7	7	5	12	2	2	1	3	37	19	
00	Jonas Aidoo	g	0-3	0-0	3-4	3	2	5	3	3	0	1	3	1	31	30	
05	Zakai Zeigler	g	4-12	2-5	3-6	0	5	5	1	13	6	4	0	1	30	14	
10	John Fulkerson	g	1-3	0-0	3-4	1	0	1	4	5	2	0	0	0	0	1	
12	Victor Bailey Jr.	g	0-0	0-0	0-0	0	1	1	0	0	0	0	0	0	0	1	
15	Jahmai Mashack	g	0-0	0-0	0-0	0	0	0	0	0	0	0	0	0	0	1	
24	Justin Powell	g	1-1	0-0	0-0	0	0	0	1	2	0	1	0	0	0	8	
Team						0	1	1									
Totals			23-50	12-18	20-30	6	27	33	25	78	17	17	5	7	200		

FG % 1st Half: 14-28 50.0% 2nd half: 9-22 40.9% Game: 23-50 46.0% Deadball Rebounds 6
3FG % 1st Half: 9-12 75.0% 2nd half: 3-6 50.0% Game: 12-18 66.7%
FT % 1st Half: 13-18 72.2% 2nd half: 7-12 58.3% Game: 20-30 66.7%

Officials: Wil Howard, Bart Lenox, Joe Lindsay
Technical fouls: Arkansas-TEAM, Tennessee-None.
Attendance: 21678

Score by periods	1st	2nd	Total
Arkansas	29	45	74
Tennessee	50	28	78

Points	In	Off	2nd	Fast	Bench
ARK	18	19	14	16	26
UT	14	17	9	8	23

Last FG - ARK 2nd-03:05, UT 2nd-06:04.
Largest lead - ARK None, UT by 24 1st-04:18.
ARK led for 00:00. UT led for 39:48. Game was tied for 00:12.

GAME 29 ESPN 2 **76** #RV-- LSU 35 41 76 **77** #14/15 ARKANSAS 35 42 77 **77**
Mar. 2, 2022 • Bud Walton Arena • Fayetteville, Ark.

LSU 76 • 20-10,8-9 SEC

#	Player	Total			3-Ptr			Rebounds			PF	TP	A	TO	Blk	Stl	Min
		FG-FGA	FG-FGA	FT-FTA	Off	Def	Tot	Off	Def	Tot							
04	Darius Days	f	7-12	3-5	2-2	2	4	6	3	19	1	2	0	0	3	34	
05	Mwani Wilkinson	f	1-2	1-2	0-0	1	3	4	5	3	3	0	0	0	1	37	
15	Efton Reid	c	1-3	0-1	0-0	3	5	8	4	2	0	2	1	0	1	37	
00	Brandon Murray	g	2-11	0-5	2-3	2	1	3	0	6	1	0	0	2	16	32	
01	Xavier Pinson	g	5-21	0-7	2-2	3	2	5	4	12	5	3	0	1	32	20	
02	Eric Gaines	g	3-6	0-1	0-0	1	0	1	2	6	2	0	0	0	0	20	
11	Justice Williams	g	0-0	0-0	0-0	0	0	0	1	0	0	0	0	0	0	0+	
13	Tari Eason	g	6-14	2-6	10-10	4	3	7	5	24	1	2	1	2	17	32	
24	Shareef O'Neal	g	1-3	0-1	2-2	0	2	2	1	4	0	0	1	0	7	20	
Team						6	1	7									
Totals			26-72	6-28	18-19	22	21	43	25	76	13	10	3	9	200		

FG % 1st Half: 14-34 41.2% 2nd half: 12-38 31.6% Game: 26-72 36.1% Deadball Rebounds 0
3FG % 1st Half: 3-14 21.4% 2nd half: 3-14 21.4% Game: 6-28 21.4%
FT % 1st Half: 4-4 100.0% 2nd half: 14-15 93.3% Game: 18-19 94.7%

Arkansas 77 • 24-6,13-4 SEC

#	Player	Total			3-Ptr			Rebounds			PF	TP	A	TO	Blk	Stl	Min
		FG-FGA	FG-FGA	FT-FTA	Off	Def	Tot	Off	Def	Tot							
03	Trey Wade	f	0-1	0-0	0-0	0	0	0	0	0	0	0	0	0	0	9	
10	Jaylin Williams	f	6-11	0-2	7-8	0	10	10	5	19	1	3	1	2	35	39	
00	Stanley Umude	g	8-16	3-8	4-4	1	4	5	1	23	1	1	1	1	39	30	
01	JD Notae	g	3-12	2-6	4-4	0	7	7	2	12	5	4	1	0	39	39	
05	Au'Diese Toney	g	6-9	0-1	6-6	4	0	4	2	18	1	1	0	0	39	30	
04	Davonte Davis	g	1-4	0-3	2-4	0	1	1	3	4	4	3	0	0	0	3	
11	Chris Lykes	g	0-1	0-1	0-0	0	1	1	0	0	0	0	0	0	0	3	
20	Kamani Johnson	g	0-0	0-0	1-2	1	0	1	2	1	0	0	1	0	6	6	
Team						4	1	5									
Totals			24-54	5-21	24-28	10	24	34	15	77	12	12	4	3	200		

FG % 1st Half: 12-31 38.7% 2nd half: 12-23 52.2% Game: 24-54 44.4% Deadball Rebounds 3.1
3FG % 1st Half: 2-14 14.3% 2nd half: 3-7 42.9% Game: 5-21 23.8%
FT % 1st Half: 9-11 81.8% 2nd half: 15-17 88.2% Game: 24-28 85.7%

Officials: Owen Shortt, Terry Wymmer, Pat Adams
Technical fouls: LSU-None, Arkansas-None.
Attendance: 19200

Score by periods	1st	2nd	Total
LSU	35	41	76
Arkansas	35	42	77

Points	In	Off	2nd	Fast	Bench
LSU	28	13	21	7	34
ARK	32	16	11	11	5

Box Scores

2021-22 YEAR IN REVIEW

ARKANSAS BASKETBALL



GAME 33 ESPN **ATM** **82** Texas A&M **36** **46** **82** **64** **#15/16 ARKANSAS** **24** **40** **64** **SEC Semi: Mar. 12, 2022 • Amalie Arena • Tampa, Fla.**

Texas A&M 82 • 23-11

#	Player	Total		3-Ptr		Rebounds			PF	TP	A	TO	Blk	Stl	Min
		FG-FGA	FT-FTA	FG-FGA	FT-FTA	Off	Def	Tot							
15	Henry Coleman III	f	4-8	0-0	2-2	3	1	4	1	10	2	1	0	0	24
03	Quenton Jackson	g	7-16	1-3	5-8	1	4	5	2	20	6	4	0	4	33
04	Wade Taylor IV	g	3-9	1-3	2-2	0	1	1	1	9	1	1	0	1	21
23	Tyrece Radford	g	4-5	2-2	1-1	0	5	5	1	11	3	1	0	1	34
35	Manny Obaseki	g	1-4	1-1	0-0	0	0	0	2	3	1	0	0	1	16
00	Aaron Cash	g	4-4	0-0	0-0	1	2	3	4	8	1	0	0	0	13
02	Hayden Hefner	g	4-8	1-3	0-0	0	3	3	1	9	2	0	0	1	16
05	Hassan Diarra	g	4-6	2-2	2-2	0	1	1	2	12	0	1	0	0	18
10	Ethan Henderson	g	0-0	0-0	0-0	1	3	4	1	0	1	0	0	1	8
20	Andre Gordon	g	0-1	0-1	0-0	0	3	3	1	0	1	2	1	0	14
24	Zach Walker	g	0-0	0-0	0-0	0	1	1	0	0	2	0	0	1	1
31	Javonte Brown	g	0-0	0-0	0-0	0	0	0	0	0	0	0	0	1	1
32	Ashton Smith	g	0-0	0-0	0-0	0	0	0	0	0	0	0	0	1	1
Team						3	5	8							
Totals			31-61	8-15	12-15	9	29	38	16	82	18	13	1	9	200
FG % 1st Half:		13-30	43.3%	2nd half:	18-31	58.1%	Game:		31-61	50.8%					Deadball
3FG % 1st Half:		6-11	54.5%	2nd half:	2-4	50.0%	Game:		8-15	53.3%					Rebounds
FT % 1st Half:		4-4	100.0%	2nd half:	8-11	72.7%	Game:		12-15	80.0%					3

Arkansas 64 • 25-8

#	Player	Total		3-Ptr		Rebounds			PF	TP	A	TO	Blk	Stl	Min
		FG-FGA	FT-FTA	FG-FGA	FT-FTA	Off	Def	Tot							
03	Trey Wade	f	0-1	0-0	0-0	1	2	3	1	0	0	0	0	0	12
10	Jaylin Williams	f	2-5	0-1	0-1	1	8	9	3	4	2	5	0	1	35
00	Stanley Umude	g	7-13	3-5	3-3	0	3	3	0	20	0	2	2	1	25
01	JD Notae	g	2-8	0-5	1-1	0	4	4	3	5	3	1	0	27	
05	Au'Diese Toney	g	6-9	0-1	6-6	1	2	3	4	18	1	2	2	1	39
02	Khalen Robinson	g	1-1	0-0	3-4	0	0	0	0	5	0	0	0	1	3
04	Davonte Davis	g	5-12	0-4	1-1	1	1	2	1	11	4	1	0	1	32
11	Chris Lykes	g	0-4	0-2	1-2	0	0	0	2	1	1	2	0	1	18
14	Jaxson Robinson	g	0-0	0-0	0-0	0	0	0	0	0	0	0	0	0	2
20	Kamani Johnson	g	0-0	0-0	0-0	0	0	0	0	0	0	0	0	0	7
Team						0	1	1							
Totals			23-53	3-18	15-18	4	21	25	14	64	13	15	5	6	200
FG % 1st Half:		11-28	39.3%	2nd half:	12-25	48.0%	Game:		23-53	43.4%					Deadball
3FG % 1st Half:		1-9	11.1%	2nd half:	2-9	22.2%	Game:		3-18	16.7%					Rebounds
FT % 1st Half:		1-2	50.0%	2nd half:	14-16	87.5%	Game:		15-18	83.3%					0

Officials: Bart Lenox, Terry Wymer, Don Daily
 Technical fouls: Texas A&M-None. Arkansas-None.
 Attendance: 20670

Score by periods	1st	2nd	Total
Texas A&M	36	46	82
Arkansas	24	40	64

Last FG - TA&M 2nd-01:21, ARK 2nd-00:25.
 Largest lead - TA&M by 23 2nd-01:21, ARK None.
 TA&M led for 37:34. ARK led for 00:00. Game was tied for 02:26.

GAME 35 TNT **NM STATE** **48** New Mexico State **17** **31** **48** **53** **#17/18 ARKANSAS** **26** **27** **53** **NCAA 2nd Rd: Mar. 19, 2022 • KeyBank Center • Buffalo, N.Y.**

New Mexico St. 48 • 27-7

#	Player	Total		3-Ptr		Rebounds			PF	TP	A	TO	Blk	Stl	Min
		FG-FGA	FT-FTA	FG-FGA	FT-FTA	Off	Def	Tot							
13	Will McNaair Jr.	f	3-4	0-1	0-0	2	5	7	3	6	0	1	0	0	25
35	Johnny McCants	f	6-13	2-7	2-3	2	10	12	4	16	2	5	2	2	39
00	Teddy Allen	g	5-16	2-6	0-0	0	4	4	2	12	0	3	0	1	39
05	Clayton Henry	g	1-5	1-5	3-3	0	6	6	1	6	1	0	1	1	35
10	Sir Jabari Rice	g	2-10	1-5	0-0	0	0	0	2	5	0	4	1	0	24
03	Nate Pryor	g	1-2	0-0	0-2	0	2	2	0	2	4	1	0	0	15
04	Mario McKinney Jr.	g	0-1	0-0	0-0	0	3	3	0	1	3	0	0	0	11
12	Virshon Cotton	g	0-0	0-0	0-0	0	0	0	0	0	0	0	0	0	0+
15	Mike Peake	g	0-1	0-1	0-0	0	1	1	0	0	0	0	0	0	6
20	Cameron Crawford	g	0-0	0-0	0-0	0	0	0	0	0	0	0	0	0	0+
23	Levar Williams	g	0-0	0-0	0-0	0	0	0	0	0	0	0	0	0	0+
42	Yuat Alok	g	0-1	0-1	1-2	0	1	1	0	1	0	0	0	0	6
Team						1	4	5			2				
Totals			18-53	6-26	6-10	5	36	41	15	48	8	19	4	4	200
FG % 1st Half:		6-25	24.0%	2nd half:	12-28	42.9%	Game:		18-53	34.0%					Deadball
3FG % 1st Half:		3-15	20.0%	2nd half:	3-11	27.3%	Game:		6-26	23.1%					Rebounds
FT % 1st Half:		2-3	66.7%	2nd half:	4-7	57.1%	Game:		6-10	60.0%					3

Arkansas 53 • 27-8

#	Player	Total		3-Ptr		Rebounds			PF	TP	A	TO	Blk	Stl	Min
		FG-FGA	FT-FTA	FG-FGA	FT-FTA	Off	Def	Tot							
03	Trey Wade	f	0-1	0-1	0-0	0	1	1	0	0	0	0	0	1	6
10	Jaylin Williams	f	3-10	0-1	4-4	2	13	15	1	10	3	0	0	1	40
00	Stanley Umude	g	3-10	2-8	1-1	0	8	8	4	9	3	1	0	1	40
01	JD Notae	g	5-18	1-3	7-8	0	4	4	5	18	3	6	0	8	31
05	Au'Diese Toney	g	3-5	0-2	1-3	0	2	2	3	7	0	2	1	0	40
04	Davonte Davis	g	0-6	0-1	2-2	1	2	3	1	2	1	1	0	1	34
11	Chris Lykes	g	0-1	0-0	7-7	0	0	0	0	7	0	1	0	0	9
13	Chance Moore	g	0-0	0-0	0-0	0	0	0	0	0	0	0	0	0	0+
21	Cade Arbogast	g	0-0	0-0	0-0	0	0	0	0	0	0	0	0	0	0+
45	Lawson Blake	g	0-0	0-0	0-0	0	0	0	0	0	0	0	0	0	0+
Team						0	1	1			1				
Totals			14-51	3-16	22-25	3	31	34	14	53	10	12	1	12	200
FG % 1st Half:		9-27	33.3%	2nd half:	5-24	20.8%	Game:		14-51	27.5%					Deadball
3FG % 1st Half:		2-11	18.2%	2nd half:	1-5	20.0%	Game:		3-16	18.8%					Rebounds
FT % 1st Half:		6-7	85.7%	2nd half:	16-18	88.9%	Game:		22-25	88.0%					1

Officials: Michael Greenstein, Pat Adams, Terry Oglesby
 Technical fouls: New Mexico St.-None. Arkansas-None.
 Attendance: 18299

Score by periods	1st	2nd	Total
New Mexico St.	17	31	48
Arkansas	26	27	53

Last FG - NMSU 2nd-00:02, ARK 2nd-06:06.
 Largest lead - NMSU by 2 1st-19:25, ARK by 13 1st-01:53.
 NMSU led for 03:08. ARK led for 31:32. Game was tied for 05:20.

GAME 34 TNT **RV/RV** Vermont **27** **44** **71** **75** **#17/18 ARKANSAS** **34** **41** **75** **75** **NCAA 1st Rd: Mar. 17, 2022 • KeyBank Center • Buffalo, N.Y.**

Vermont 71 • 28-6

#	Player	Total		3-Ptr		Rebounds			PF	TP	A	TO	Blk	Stl	Min
		FG-FGA	FT-FTA	FG-FGA	FT-FTA	Off	Def	Tot							
14	Isaiah Powell	f	0-1	0-0	2-2	0	7	7	3	2	1	0	0	0	32
35	Ryan Davis	f	7-10	4-5	2-4	0	3	3	2	20	0	1	0	0	30
15	Finn Sullivan	g	2-7	1-5	1-2	1	3	4	4	6	4	1	0	0	33
21	Justin Mazzulla	g	5-11	1-4	2-3	2	7	9	3	13	4	0	1	0	32
24	Ben Shungu	g	8-17	2-5	2-3	1	5	6	3	20	1	3	0	0	29
01	Aaron Deloney	g	2-8	0-3	0-0	1	1	2	2	4	0	1	0	0	18
32	Nick Fiorillo	g	0-1	0-1	0-0	0	0	0	0	0	1	0	0	1	7
55	Robin Duncan	g	2-3	1-1	1-3	0	0	0	0	0	3	6	2	0	0
Team						1	0	1							
Totals			26-58	9-24	10-17	6	26	32	21	71	13	6	1	1	



ARKANSAS BASKETBALL 2021-22 YEAR IN REVIEW

GAME 37 **tbs** **69** #17/19 ARKANSAS 33 36 69 **78** #9/10 Duke 45 33 78 **78**

Mar. 26, 2022 • San Francisco, Calif. • Chase Center

Arkansas 69 • 28-9

#	Player	Total			3-Ptr			Rebounds			PF	TP	A	TO	Blk	Stl	Min
		FG-FGA	FG-FGA	FT-FTA	Off	Def	Tot										
03	Trey Wade	3-7	1-3	0-0	3	0	3	0	7	0	1	0	1	0	1	29	
10	Jaylin Williams	8-17	0-2	3-3	1	9	10	2	19	3	3	0	2	3	34		
00	Stanley Umude	4-8	2-6	4-4	0	1	1	1	14	2	2	2	1	1	35		
01	JD Notae	5-14	2-5	2-2	1	3	4	5	14	4	2	2	1	1	34		
05	Au'Diese Toney	2-7	0-1	0-0	1	2	3	4	4	1	1	1	1	1	31		
04	Davonte Davis	4-7	1-2	0-0	2	1	3	1	9	1	2	0	0	0	28		
11	Chris Lykes	0-2	0-1	2-2	0	1	1	1	2	1	0	0	0	0	8		
20	Kamani Johnson	0-0	0-0	0-0	0	0	0	1	0	0	0	0	0	0	1		
	Team				0	0	0										
	Totals	26-62	6-20	11-11	8	17	25	15	69	12	11	5	6		200		

FG % 1st Half: 13-32 40.6% 2nd half: 13-30 43.3% Game: 26-62 41.9% Deadball Rebounds 0.1
 3FG % 1st Half: 4-11 36.4% 2nd half: 2-9 22.2% Game: 6-20 30.0%
 FT % 1st Half: 3-3 100.0% 2nd half: 8-8 100.0% Game: 11-11 100.0%

Duke 78 • 32-6

#	Player	Total			3-Ptr			Rebounds			PF	TP	A	TO	Blk	Stl	Min
		FG-FGA	FG-FGA	FT-FTA	Off	Def	Tot										
00	Wendell Moore Jr.	5-10	0-0	4-4	2	0	2	1	14	2	2	0	2	3	36		
05	Paolo Bancherro	4-11	1-2	7-8	0	7	7	4	16	3	1	1	1	38			
21	AJ Griffin	7-9	2-3	2-2	0	3	3	2	18	0	2	1	1	26			
15	Mark Williams	6-6	0-0	0-1	3	9	12	3	12	0	2	3	0	35			
03	Jeremy Roach	3-8	0-1	3-3	1	0	1	3	9	2	5	0	2	35			
01	Trevor Keels	4-9	1-4	0-0	0	0	0	2	9	1	2	0	1	25			
12	Theo John	0-0	0-0	0-0	0	2	2	0	0	0	0	0	0	5			
	Team				1	6	7										
	Totals	29-53	4-10	16-18	7	27	34	15	78	8	15	5	7	200			

FG % 1st Half: 17-31 54.8% 2nd half: 12-22 54.5% Game: 29-53 54.7% Deadball Rebounds 1.1
 3FG % 1st Half: 2-5 40.0% 2nd half: 2-5 40.0% Game: 4-10 40.0%
 FT % 1st Half: 9-10 90.0% 2nd half: 7-8 87.5% Game: 16-18 88.9%

Officials: Joseph Lindsay, Larry Sciotto, Ronald Groover
 Technical fouls: Arkansas-None. Duke-None.
 Attendance: 17739

Score by periods	1st	2nd	Total
Arkansas	33	36	69
Duke	45	33	78

	In	Off	2nd	Fast	Bench
Points	Paint	T/O	Chance	Break	
ARK	34	21	8	3	11
DUKE	46	12	10	6	9

Last FG - ARK 2nd-00:39, DUKE 2nd-01:49.
 Largest lead - ARK by 3 1st-16:40, DUKE by 18 2nd-06:31.
 ARK led for 03:51. DUKE led for 33:33. Game was tied for 02:36.



2021-22 SEC STANDINGS FINAL



	SEC	PCT.	HOME	AWAY	OVERALL	PCT.	HOME	ROAD	NEUTRAL	STRT
1. Auburn	15-3	.833	9-0	6-3	28-6	.824	16-0	8-3	4-3	L1
2. Tennessee	14-4	.778	9-0	5-4	27-8	.771	16-0	6-5	5-3	L1
Kentucky	14-4	.778	9-0	5-4	26-8	.765	18-0	6-5	2-3	L2
4. Arkansas	13-5	.722	8-1	5-4	28-9	.757	17-1	5-4	6-4	L1
5. LSU	9-9	.500	7-2	2-7	22-12	.647	15-2	2-8	5-2	L2
Alabama	9-9	.500	6-3	3-6	19-14	.576	13-3	3-7	3-4	L4
South Carolina	9-9	.500	5-4	4-5	18-13	.581	12-4	4-7	2-2	L2
Texas A&M	9-9	.500	5-4	4-5	27-13	.675	16-4	5-5	6-4	L1
Florida	9-9	.500	5-4	4-5	20-14	.588	13-5	4-7	3-2	L1
10. Mississippi State	8-10	.444	7-2	1-8	18-16	.529	14-3	1-10	3-3	L2
11. Vanderbilt	7-11	.389	4-5	3-6	19-17	.528	11-8	5-8	3-1	L1
12. Missouri	5-13	.278	3-6	2-7	12-21	.364	8-8	2-10	2-3	L1
13. Ole Miss	4-14	.222	2-7	2-7	13-19	.406	10-8	2-7	1-4	L5
14. Georgia	1-17	.056	1-8	0-9	6-26	.188	6-13	0-10	0-3	L12

Box Scores // SEC Standings // NCAA/SEC Stats

ARKANSAS IN 2021-22 RANKINGS FINAL



TEAM IN THE NCAA/SEC	NCAA	SEC	NO.
3-pt Field Goal Attempts (350 ranked)	105	7	767
Assist Turnover Ratio (350 ranked)	110	4	1.13
Assists Per Game (350 ranked)	116	7	13.8
Blocked Shots Per Game (350 ranked)	71	8	4.1
Defensive Rebounds per Game (350 ranked)	52	3	27
Fewest Fouls (350 ranked)	323	10	624
Fewest Turnovers (350 ranked)	291	7	453
Field-Goal Percentage (350 ranked)	218	10	43.4
Field-Goal Percentage Defense (350 ranked)	58	4	41.2
Free Throw Attempts (350 ranked)	1	1	833
Free Throws Made (350 ranked)	1	1	633
Free-Throw Percentage (350 ranked)	32	1	76
Offensive Rebounds Per Game (350 ranked)	107	11	10.81
Personal Fouls Per Game (350 ranked)	189	6	16.9
Rebound Margin (350 ranked)	89	6	2.9
Scoring Defense (350 ranked)	145	9	68.3
Scoring Margin (350 ranked)	53	5	7.6
Scoring Offense (350 ranked)	50	4	75.9
Steals Per Game (350 ranked)	72	8	7.6
Three Pt FG Defense (350 ranked)	125	11	32.5
Three-Point Field Goals Per Game (350 ranked)	279	11	6.3
Three-Point Field-Goal Percentage (350 ranked)	320	11	30.4
Total 3-point FGM (350 ranked)	182	7	233
Total Assists (350 ranked)	40	4	512
Total Blocks (350 ranked)	37	5	153
Total Rebounds (350 ranked)	8	2	1,399
Total Rebounds Per Game (350 ranked)	50	5	37.81
Total Steals (350 ranked)	25	6	281
Turnover Margin (347 ranked)	40	4	2.6
Turnovers Forced (350 ranked)	42	5	14.84
Turnovers Per Game (350 ranked)	133	4	12.2
Won-Lost Percentage (350 ranked)	36	4	75.7

RAZORBACKS IN THE NCAA/SEC

PLAYER	NCAA	SEC	NO.
3-pt Field Goal Attempts (347 ranked)	JD Notae	29	3
Assist Turnover Ratio (350 ranked)	JD Notae	312	13
Assists Per Game (348 ranked)	JD Notae	175	10
Blocked Shots Per Game (349 ranked)	Jaylin Williams	157	8
	Stanley Umude	319	17
Defensive Rebounds per Game (350 ranked)	Jaylin Williams	6	2
Double Doubles (296 ranked)	Jaylin Williams	15	2
	Au'Diese Toney	296	13
Field-Goal Percentage (319 ranked)	JD Notae	304	11
Free Throw Attempts (345 ranked)	JD Notae	97	8
	Au'Diese Toney	112	11
	Jaylin Williams	150	13
	Chris Lykes	221	14
Free Throws Made (339 ranked)	JD Notae	95	6
	Au'Diese Toney	101	7
	Chris Lykes	129	9
	Jaylin Williams	176	15
Free-Throw Percentage (350 ranked)	Chris Lykes	34	2
	Au'Diese Toney	208	13
	JD Notae	224	15
	Jaylin Williams	307	18
Minutes Per Game (350 ranked)	JD Notae	237	4
	Au'Diese Toney	327	6
Offensive Rebounds Per Game (350 ranked)	Au'Diese Toney	171	8
Points Per Game (350 ranked)	JD Notae	61	2
Rebounds Per Game (350 ranked)	Jaylin Williams	19	2
Steals Per Game (350 ranked)	JD Notae	14	1
	Jaylin Williams	326	23
	JD Notae	242	7
Three-Point Field Goals Per Game (349 ranked)	JD Notae	123	6
Three-Point Field-Goal Percentage (97 ranked)	--	97	8
Total 3-point FGM (339 ranked)	JD Notae	266	14
Total Assists (347 ranked)	Jaylin Williams	322	16
	Jaylin Williams	110	7
	Stanley Umude	208	15
	JD Notae	311	20
Total Field Goal Attempts (345 ranked)	JD Notae	2	1
	Stanley Umude	322	15
Total Field Goals Made (343 ranked)	JD Notae	26	2
	Stanley Umude	282	16
Total Minutes (350 ranked)	JD Notae	49	3
	Jaylin Williams	61	4
	Au'Diese Toney	64	5
	Stanley Umude	316	15
	Davonte Davis	328	17
Total Points (349 ranked)	JD Notae	22	2
	Stanley Umude	327	16
Total Rebounds (344 ranked)	Jaylin Williams	5	2
	Au'Diese Toney	334	17
Total Steals (322 ranked)	JD Notae	3	1
	Jaylin Williams	157	19



SIDNEY MONCRIEF

One of the famed “Triplets” that led Arkansas to the 1978 Final Four and five-time NBA All-Star, Moncrief was inducted to the College Basketball Hall of Fame in 2019 and the Naismith Memorial Basketball Hall of Fame in 2020.



IN THIS SECTION

- Bud Walton Arena / Nolan Richardson Court86
- Bud Walton Arena Record/Attendance By Year 87
- Bud Walton Record Crowds / Arenas Records.....88
- Bud Walton Arena Records89
- Barnhill Arena Record By Year 90
- History 91-93
- Memorable Games 94-103
- 1994 National Champions 94-95
- Final Fours96
- NCAA Leaders 101
- All-Americans104-105
- SEC Honors106-107
- SWC Honors 108
- Regional Honors 109
- NCAA/National/Miscellaneous Honors 110
- Letterwinners 111-113
- Arkansas in the Final Polls..... 114-115
- Razorbacks In The NBA 116-117
- Hall of Fame/Hall of Honor 118



BUD WALTON ARENA

THE BASKETBALL PALACE OF MID-AMERICA

Arkansas has played in Bud Walton Arena - The Basketball Palace of Mid-America - for 29 years and has drawn more than seven million fans. In that time, it has ranked among national attendance leaders every season and the Hogs have won 81 percent of their home games.

When Arkansas joined the Southeastern Conference in August of 1990, then-Razorback Athletic Director Frank Broyles knew the athletic facilities had to be upgraded to contend in America's most nationally competitive league.

His attention turned immediately to basketball. The Hogs were very successful, coming off a Final Four trip earlier that year, but had just a 9,000-seat home, Barnhill Arena.

One day, Bud Walton, co-founder of Walmart, visited Broyles and asked him what Arkansas needed most to be competitive in the SEC. Broyles mentioned the need for additional basketball seats and was asked by Walton what a new arena would cost. The figure \$30 million was discussed and Walton offered to pay half. From that visit, Bud Walton Arena was born.

Groundbreaking to grand opening was accomplished in a remarkable 18 months. The Razorbacks played in Bud Walton for the first time in November of 1993. Everything went perfectly during the first full year. Not only did Arkansas sell out the arena, the Razorbacks were unbeaten in their new home (16-0) and won the 1994 National Championship.

The Hogs carry a 406-91 (.817) record into the 2022-23 season.

In 29 seasons, Arkansas has an all-time average attendance of 15,702 - closing in on 8 million people total - in Bud Walton Arena. Arkansas has ranked in the top 30 nationally in attendance every year in BWA.

In fact, Arkansas led the NCAA in total attendance in each of the last two years (2020-21 and 2021-22) despite COVID-19 restrictions that saw Bud Walton Arena at just 25 percent capacity in 2020-21. The 2021-22 totals were bolstered by a record-setting crowd of 20,327 when the Razorbacks upset top-ranked Auburn.

Entering the 2022-23 campaign, Arkansas has a combined mark of 710-185 in its last two home arenas for an outstanding home winning percentage of .793 over the last 65 years.

Bud Walton Arena houses the **TOMMY BOYER HALL OF CHAMPIONS** that includes a tribute to Arkansas' 1994



NCAA Championship and multiple Final Four appearances as well as the history of Razorback basketball.

Enhancements prior to the 2009 season included the addition of courtside seating, electronic signage at the scorer's table, new retractable seats in the lower level, electronic ribbon boards along the bottom of the upper deck, replacing the Razorback on the court with the classic Razorback logo and opening up the student section by converting it from chairback seats to benches.

Eight suites were added prior to the 2008 season, raising the total to 47.

The Razorbacks received an expanded locker room in 2005, which was redesigned in 2012 and includes a lounge with a spacious meeting area.

In the summer of 2015, a \$4 million investment was made to the arena to maximize fan experience. Fans will immediately notice a new center hung video board with four LED displays that will give Bud Walton Arena

the largest video display of any basketball facility in the country. To go along with the visual enhancements, a brand new sound system was also installed to enhance volume and clarity for every seat in the arena.

As captivating as the displays, museum and championship banners are, the aspect of the facility demanding the most attention is spirit. Every game still produces an NCAA Tournament-type atmosphere with the exception of the crowd, which is anything but neutral.

According to Rosser International in Atlanta, when the arena was built, there were more seats in less space than in any such facility in the world. It's no wonder the noise level can be absolutely ear-splitting.

From pre-game to post-game, Bud Walton Arena is perfectly choreographed with the band, the spirit groups, the lighting system, the public address, the scoreboard and the team. Each game at Bud Walton Arena is a rich experience, leaving Razorback fans hungry for more.

NOLAN RICHARDSON COURT

The University unveiled Nolan Richardson Court at Bud Walton Arena on October 20, 2019 prior to a season-opening exhibition game with Arkansas-Little Rock. Arkansas won the game 79-64 on the newly-named court.

On March 28, 2019, the University of Arkansas System Board of Trustees unanimously approved a resolution to name the court at Bud Walton Arena for Hall of Fame and legendary University of Arkansas head men's basketball coach Nolan Richardson.

Richardson was 389-169 in 17 seasons as Arkansas head coach and set a school record for wins. Among his many honors are NABC and Naismith Coach of the Year (1994), USBWA Most Courageous Award (1995), University of Arkansas Sports Hall of Honor (1996), Arkansas Sports Hall of Fame (1998), College Basketball Hall of Fame (2008) and the Naismith Memorial Basketball Hall of Fame (2014). He was honored with a banner in the rafters of Bud Walton Arena in 2015.

He led the Razorbacks to 13 NCAA Tournament appearances including six Sweet 16's (1990, 1991, 1993, 1994, 1995, 1996), four Elite Eights (1990, 1991, 1994, 1995), three Final Fours (1990, 1994, 1995) a national runner-up finish (1995) and the 1994 NCAA Championship.


In Richardson's 22 combined years as a head coach at the collegiate level - at Western Texas Junior College, the University of Tulsa and the University of Arkansas - he compiled a record of 508-206 (.711) and became the only head coach in college basketball history to win a National Junior College Championship, NIT Championship and NCAA Championship.





ARKANSAS' ALL-TIME RECORD AT BWA

Year	Record	SEC Record	Attendance	Average	Natl Rk (Avg.)
1993-94	16-0 (.1000)	8-0 (1.000)	322,146	20,134	4th
1994-95	14-1 (.933)	7-1 (.875)	301,212	20,081	4th
1995-96	14-4 (.778)	6-2 (.750)	346,698	19,261	5th
1996-97	15-3 (.833)	6-2 (.750)	329,540	18,308	5th *
1997-98	15-0 (1.000)	8-0 (1.000)	291,089	19,406	4th
1998-99	14-2 (.875)	6-2 (.750)	292,704	18,294	5th
1999-00	9-5 (.643)	5-3 (.625)	249,300	17,807	6th
2000-01	16-2 (.889)	7-1 (.875)	292,057	16,225	9th
2001-02	11-5 (.688)	5-3 (.625)	241,033	15,065	13th
2002-03	8-8 (.563)	3-5 (.375)	236,638	14,790	14th
2003-04	10-6 (.625)	4-4 (.500)	236,676	14,792	13th
2004-05	13-3 (.813)	5-3 (.625)	252,608	15,788	9th
2005-06	15-1 (.938)	7-1 (.875)	239,336	14,958	12th
2006-07	13-3 (.813)	5-3 (.625)	267,520	16,720	9th
2007-08	15-1 (.938)	7-1 (.875)	274,360	17,148	8th
200-09	12-6 (.667)	2-6 (.250)	288,781	16,043	11th
2009-10	12-9 (.571)	5-3 (.625)	276,821	13,182	25th
2010-11	15-3 (.833)	5-3 (.625)	216,398	12,022	29th
2011-12	17-3 (.850)	5-3 (.625)	262,329	13,116	23rd
2012-13	17-1 (.944)	9-0 (1.000)	251,968	13,998	20th
2013-14	17-2 (.894)	7-2 (.778)	269,838	14,202	21st
2014-15	16-2 (.889)	7-2 (.778)	283,485	15,750	11th
2015-16	13-4 (.764)	6-3 (.667)	258,705	15,218	12th
2016-17	15-3 (.833)	6-3 (.667)	274,446	15,247	12th
2017-18	15-2 (.882)	7-2 (.778)	275,084	16,181	9th
2018-19	12-6 (.667)	5-4 (.556)	275,012	15,278	11th
2019-20	14-4 (.778)	5-4 (.556)	278,632	15,480	12th
2020-21	16-1 (.941)	8-1 (.889)	72,822 ^	4,284 ^	1st
2021-22	17-1 (.944)	8-1 (.889)	346,727 %	19,263	3rd
Totals	406-91 (.817)	174-68 (.719)	7,803,965	15,702	




BUD WALTON, a co-founder of Walmart, was the key contributor to Arkansas' world-class facility.

29 straight years in top 30 in national attendance
 * - National rank based on regular-season average of 19,321
 % - led NCAA In total attendance
 ^ - 25% capacity was the max due to COVID-19 protocols



LARGEST CROWDS

Rk	Attendance	Opponent	Date
1.	20,237	Auburn	02/08/22
2.	20,320	Kentucky	01/26/97
3.	20,298	Auburn	02/24/99
	20,298	Kentucky	01/29/95
5.	20,275	Alabama	01/24/98
6.	20,274	Georgia	03/03/01
7.	20,272	Auburn	03/04/95
8.	20,270	Cincinnati	12/09/95
9.	20,268	Kentucky	01/29/05
	20,268	Alabama	01/24/95
11.	20,266	Kentucky	02/25/01
12.	20,264	LSU	01/31/95
13.	20,262	Alabama	02/16/94
14.	20,260	Memphis	02/09/95
15.	20,258	Missouri	12/06/97
	20,258	Ole Miss	02/18/95
17.	20,256	Missouri	12/05/95
18.	20,248	Ole Miss	02/05/98
	20,248	Alabama	02/28/96
20.	20,246	Vanderbilt	02/01/94
21.	20,242	Mississippi State	01/11/95
	20,242	Auburn	02/21/98
	20,242	Tulsa	12/23/94
24.	20,230	Florida	02/12/94
25.	20,224	Mississippi State	03/05/94
26.	20,214	Tennessee	01/07/95
27.	20,212	Missouri	12/2/93
28.	20,208	Louisville	12/21/96
	20,208	Auburn	02/26/94
	20,208	LSU	01/11/94
31.	20,202	South Carolina	02/18/98
32.	20,198	Kentucky	02/20/99
33.	20,190	Georgia	02/15/97
34.	20,186	Providence	01/23/99
35.	20,184	Mississippi State	02/13/99
	20,184	Delaware State	12/11/93
37.	20,168	Georgia	01/16/99
	20,168	Montevallo	02/25/95
39.	20,164	Vanderbilt	02/07/98
40.	20,162	Mississippi State	01/20/96
41.	20,158	LSU	01/30/96
42.	20,118	South Carolina	01/22/94
43.	20,114	LSU	01/27/99
44.	20,104	Ole Miss	01/09/98
	20,104	LSU	01/11/97
	20,104	Arizona	11/17/95
47.	20,102	Murray State	12/10/94
48.	20,098	Texas Southern	12/28/93
49.	20,096	Ole Miss	01/05/94
50.	20,084	Jackson State	12/18/93
51.	20,068	Tennessee	02/02/99
52.	20,048	Murray State	11/29/93
53.	20,034	Montevallo	02/05/94
54.	20,018	Florida A&M	12/21/94
55.	20,014	Centenary	12/06/94
56.	20,008	SMU	01/03/94
57.	20,006	Memphis	02/01/97
58.	20,002	UL Monroe	11/15/95



CORLISS WILLIAMSON led Arkansas in scoring in the final game at Barnhill Arena (19 pts) and the first game at Bud Walton Arena (13 pts).

HOME GAME RECORDS

BOTH BARNHILL ARENA AND BUD WALTON ARENA

POINTS:	Individual:	51, Rotnei Clarke vs. Alcorn St., 11/13/10
	Team:	166, vs. U.S. International, 12/09/89
	Combined Teams:	267 (UA 166, U.S. International 101), 12/09/89
FG MADE:	Individual:	20, Dean Tolson vs. Texas A&M, 03/02/74
	Team:	68, vs. U.S. International, 12/09/89
	Combined Teams:	108 (UA 68, U.S. International 40), 12/09/89
FG ATTS.:	Individual:	36, Dean Tolson vs. Texas A&M, 03/02/74
	Team:	101, vs. U.S. International, 12/09/89
	Combined Teams:	201 (UA 97, Western Kentucky 104), 12/03/74
FT MADE:	Individual:	22, Martin Terry vs. Texas A&M, 01/22/72
	Team:	55, vs. Rice, 02/05/72
	Combined Teams:	96 (UA 55, Rice 41), 02/05/72
REBOUNDS:	Individual:	23, Nick Davis vs. Jackson St., 11/21/97
	Team:	77, vs. Jackson St., 11/22/02
	Combined Teams:	114 (UA 50, Western Kentucky 64), 02/03/74



ARKANSAS TEAM

Points: 142 vs. Mississippi Valley State, 11/25/20
 • Points First Half: 71 vs. Alcorn State, 11/13/09
 • Points Second Half: 81 vs. Mississippi Valley State, 11/25/20
 Field Goals Made: 57 vs. Troy State (57-99), 12/10/96
 Field Goals Att.: 99 vs. Troy State (57-99), 12/10/96
 Field-Goal Pct.: .623 vs. Jackson State (48-77), 11/22/96
 3-Pointers Made: 21 vs. Troy State (21-37), 12/10/96 *
 3-Pointers Att.: 54 vs. North Texas (19-54), 12/30/98 *
 3-Point Pct. (Min. 15 att.): .667, 2x, %
 vs. Miss State (16-24) 1/9/16 **AND** vs. W. Carolina (14-21), 12/7/98
 Free Throw Made: 48 vs. Ole Miss (48-53), 1/17/04
 Free Throw Att.: 53, 2x,
 vs. Ole Miss (48-53), 1/17/04 **AND** vs. Northeastern Ill. (35 of 53), 11/16/97
 Free-Throw Pct. (Min. 10 att.): .941 vs. LSU (16-17) 2/12/05
 Total Rebounds: 77 vs. Jackson State, 11/22/02
 •Offensive Rebounds: 30, 2x,
 vs. Northeastern Ill., 11/16/97 **AND** vs. Alcorn State, 12/3/95
 • Defensive Rebounds: 48 vs. Jackson State, 11/22/02
 Personal Fouls: 35 vs. Cincinnati, 12/9/95
 Assists: 40 vs. Troy State, 12/10/96
 Turnovers: 31 vs. Alcorn State, 12/3/95
 Blocked Shots: 18 vs. Missouri, 12/5/95 *
 Steals: 26 vs. La-Monroe, 11/25/00 *

OPPONENT TEAM

Points: 98, 3x,
 Florida, 2/18/12 **AND** Ole Miss, 2/4/09 **AND** Alabama, 2/28/96
 • Points First Half: 60, Alabama, 2/28/96
 • Points Second Half: 56, Jackson State, 11/30/94
 Field Goals Made: 36, Northwestern State (36-70), 12/28/14
 Field Goals Att.: 93, Centenary (34-93), 12/6/94
 Field-Goal Pct.: .652, Auburn (33-54), 2/17/16
 3-Pointers Made: 17, Florida (17-31), 1/14/98
 3-Pointers Att.: 40, Jackson State (13-40), 11/21/97
 3-Point Pct. (Min. 15 att.): .652, Auburn (15-23), 2/17/16
 Free Throws Made: 38, Missouri (38-47), 12/15/95
 Free Throw Att.: 52, Ole Miss (32-52), 1/9/99
 Free-Throw Pct. (Min. 10 att.): 1.000, Florida (14-14), 2/16/21
 Total Rebounds: 56, Georgia, 1/29/19
 • Offensive Rebounds: 28, LSU, 1/11/97
 • Defensive Rebounds: 41, Missouri, 1/2/21
 Personal Fouls: 38, Northeastern Illinois, 11/16/97
 Assists: 23, Vanderbilt, 2/7/98
 Turnovers: 42, 2x,
 Bethune-Cookman, 12/2/97 **AND** Grambling, 12/31/00
 Blocked Shots: 12, Ole Miss, 2/5/11
 Steals: 18, Alcorn State, 12/3/95

ARKANSAS INDIVIDUAL

Points: 51, Rotnei Clarke vs. Alcorn State, 11/13/09
 Field Goals Made: 15, Rotnei Clarke (15-21) vs. Alcorn State, 11/13/09
 Field Goals Att.: 28, Pat Bradley (11-28) vs. North Texas, 12/30/98*
 Field-Goal Pct. (Min. 8 att.): 1.000, 3x, *
 Daniel Gafford (8-8) vs. Montana State 11/21/18
 Moses Kingsley (8-8) vs. Southern University, 11/13/15
 Lee Wilson (9-9) vs. Montevallo, 2/25/95
 3-Pointers Made: 13, Rotnei Clarke (13-21) vs. Alcorn St., 11/13/09 * #
 3-Pointers Att.: 24, Pat Bradley (10-24) vs. North Texas, 12/30/98 * #
 3-Point Pct. (Min. 6 att.): 1.000, Patrick Beverley (6-6) vs. Auburn, 3/8/08
 Free Throw Made: 18, Mason Jones (18-21) vs. Mississippi State, 2/15/20
 Free Throw Att.: 22, Corliss Williamson (17-22) vs. Ole Miss, 2/18/95
 Free-Throw Pct. (Min. 10 att.): 1.000, 5x, *
 Isaiah Joe (12-12) vs. Tennessee, 2/26/20
 Dusty Hannahs (10-10) vs. Evansville, 12/8/15
 Alandise Harris (11-11) vs. SMU, 11/18/13
 Julysse Nobles (10-10) vs. Auburn, 1/25/11
 Kareem Reid (14-14) vs. Memphis, 12/19/98
 Total Rebounds: 23, Nick Davis vs. Jackson State, 11/21/97 *
 Offensive Rebounds: 12, Dionisio Gomez vs. Georgia, 1/18/03 (17 total)
 Defensive Rebounds: 15, Nick Davis vs. Jackson State, 11/21/97
 Assists: 15, 2x, *
 Dontell Jefferson vs. Portland St., 11/18/05
 Kareem Reid vs. Jackson State, 11/22/96
 Turnovers: 8, 3x,
 Sonny Weems vs. Missouri, 11/28/07
 Darian Townes vs. Tennessee, 2/24/07
 Sunday Adebayo vs. Cincinnati, 12/9/95
 Blocked Shots: 10, Steven Hill vs. Texas St., 12/6/05
 Steals: 8, Clint McDaniel vs. Florida A&M, 12/21/94



MASON JONES, the first Razorback to lead the SEC in scoring and led the NCAA in free throws made, scored 30-plus seven times in Bud Walton Arena in 2020 with two games in the 40's. He scored 38 points versus Mississippi State, making a Bud Walton Arena-best 18 free throws.

OPPONENT INDIVIDUAL

Points: 45, Jodie Meeks, Kentucky, 2/14/09
 Field Goals Made: 17, Jodie Meeks (17-24), Kentucky, 2/24/09
 Field Goals Att.: 29, Nate Driggers (13-29), Montevallo, 2/25/95
 Field-Goal Pct. (Min. 8 att.): 1.000, Adam Wing (8-8), Evansville, 12/08/15
 3-Pointers Made: 9, Bryce Brown (9-14), Auburn, 02/17/16
 3-Pointers Att.: 14, 4x,
 Bryce Brown, Auburn, 02/17/16
 Travis Bader, Oakland, 11/16/11
 Joe Ervin, North Texas, 12/30/98
 Aijay Foreman, Centenary, 12/6/94
 3-Point Pct. (Min. 6 att.): .714, Dan Cross (5-7), Florida, 2/12/94
 Free Throw Made: 18, Jason Sutherland (18-20), Missouri, 12/5/95
 Free Throw Att.: 20, 2x,
 Jason Sutherland (18-20), Missouri, 12/5/95
 Ansu Sesay (14-20), Ole Miss, 2/18/95;
 Free-Throw Pct. (Min. 10 att.): 1.000, 2x,
 Jared Harper (11-11), Auburn, 02/27/18
 Deshon Taylor, Fresno State, 11/17/17
 Total Rebounds: 18, 2x,
 Kevin Samuel, TCU, 1/25/20
 Korvotney Barber, Auburn, 1/24/09
 Offensive Rebounds: 11, Sunday Adebayo, Memphis, 2/1/97
 Defensive Rebounds: 14, Jaime Lloreda, LSU, 1/6/04
 Assists: 12, Perth Robinson, Georgia, 1/18/95
 Turnovers: 12, Devin Gibson, Texas-San Antonio, 12/12/07
 Blocked Shots: 10, PJ Roberson, Grambling St., 11/26/11
 Steals: 8, Terry Conerway, Southwest Texas State, 12/21/02

MISCELLANEOUS

Overall Record: 389-90 (.812)
 SEC Record: 166-67 (.712)
 Most Combined Points: 215 vs. Centenary (Arkansas 121, Centenary 94)
 Arkansas Points Scored: 37,355 (77.99); Opponents: 31,363 (65.48)
 Field Goals: Arkansas: 14,117-30,432 (.464); Opponents: 11,316-27,970 (.405)
 Arkansas 100-Point Games: 45
 Arkansas 90-Point Games: 107
 Opponent 100-Point Games: 0
 Biggest Victory Margin: 80 vs. Mississippi Valley State (142-62), 11/25/20
 Biggest Defeat Margin: 30 vs. Florida (98-68), 2/18/12
 Longest Winning Streak: 30 games (Memphis 2/1/97-North Texas 12/30/98)
 Longest Losing Streak: 3 (6x, last from 1/29/20-2/15/20)
 Record vs. Ranked Teams: 40-27
 Record vs. Top 10 Teams: 15-9
 Record vs. Top Five Teams: 7-4
 Last Ranked Teams at BWA:
 • Arkansas: #20 Arkansas def #6 Alabama, 02/24/21 (81-66)
 • Opponent: #6 Alabama lost to #20 Arkansas, 02/24/21 (81-66)
 Highest Ranked Team at BWA No. 2, 4x,
 Florida 2/5/13 **AND** Texas 1/5/10 **AND** Kentucky 2/19/03 **AND** Auburn 2/24/99
 Highest Attendance: 20,320 vs. Kentucky, 1/26/97
 Lowest Attendance: 7,096 vs. Indiana State, 3/18/14
 ^ 4,110 vs Abilene Christian (12/22/20 - In 2020-21, Arena capacity was limited due to COVID-19 protocols

* UA Record || # SEC Record



THE RAZORBACKS were 322-105 in 36 seasons in Barnhill Arena, winning the final 26 Southwest Conference (SWC) games played there.

BARNHILL ARENA (First season 1954-55 • Final season 1992-93)

Year	Record	Conference	Avg. Att.	Year	Record	Conference	Avg. Att.
1955	7-2 (.778)	5-1 (.833)	NA	1978	12-0 (1.000)	7-0 (1.000)	6,305
1956	5-5 (.500)	5-1 (.833)	NA	1979	10-2 (.833)	6-2 (.750)	9,125
1957	6-4 (.600)	5-1 (.833)	NA	1980	12-0 (1.000)	8-0 (1.000)	9,129
1958	9-2 (.818)	6-1 (.857)	NA	1981	10-1 (.909)	7-1 (.875)	9,182
1959	5-4 (.556)	4-3 (.571)	NA	1982	11-0 (1.000)	8-0 (1.000)	9,198
1960	7-4 (.636)	4-3 (.571)	NA	1983	11-1 (.917)	7-1 (.875)	9,147
1961	8-2 (.800)	5-2 (.714)	NA	1984	11-0 (1.000)	8-0 (1.000)	8,840
1962	7-3 (.700)	4-3 (.571)	NA	1985	10-1 (.909)	7-1 (.875)	8,925
1963	6-3 (.667)	5-2 (.714)	NA	1986	4-7 (.364)	2-6 (.250)	8,641
1964	6-5 (.545)	4-3 (.571)	NA	1987	10-2 (.833)	6-2 (.750)	8,978
1965	5-5 (.500)	3-3 (.500)	NA	1988	11-1 (.917)	7-1 (.875)	8,725
1966	9-1 (.900)	6-1 (.857)	NA	1989	11-0 (1.000)	8-0 (1.000)	9,083
1967	3-5 (.375)	3-3 (.500)	NA	1990	10-1 (.909)	8-0 (1.000)	9,117
1968	5-4 (.556)	5-2 (.714)	NA	1991	13-1 (.929)	8-0 (1.000)	9,405
1969	5-5 (.500)	3-3 (.500)	NA	1992	10-1 (.909)	8-0 (1.000)	9,423
1970	3-4 (.429)	3-3 (.500)	NA	1993	9-2 (.818)	6-2 (.750)	9,435
1971	3-11 (.214)	0-7 (.000)	NA	Totals	322-105 (.754)	215-66 (.765)	8,916
1972	7-4 (.636)	4-3 (.571)	NA				
1973	9-5 (.643)	5-2 (.714)	NA				
1974	8-4 (.667)	5-2 (.714)	NA				
1975	12-2 (.857)	7-0 (1.000)	NA				
1976	11-1 (.917)	6-1 (.857)	NA				
1977	11-0 (1.000)	7-0 (1.000)	NA				

Note: Arkansas was a member of the Southwest Conference from 1924-91 and has been a member of the Southeastern Conference since 1992.

Note: Barnhill Arena's capacity was expanded from 5,000 to 6,200 in 1977 and to 9,000 in 1978.

From the Start to the Present

Championships were a tradition at Arkansas long before the Razorbacks earned the national title in 1994. The '94 championship was the grandest of them all, but the NCAA trophy isn't exactly the only one on the shelf in the fabulous Bud Walton Arena museum.

In fact, Arkansas has made six trips to the NCAA Final Four and earned 31 bids to the NCAA Tournament.

In conference play, Arkansas has won 24 league championships with 22 coming in the Southwest Conference between 1926 and 1991. The Hogs won the Southeastern Conference crown in 1992, their first year in the league, after winning three straight SWC titles. The Hogs have also won seven league tournament crowns.

Since joining the SEC, Arkansas continues to be an upper-echelon program. The Razorbacks won overall titles in 1992 and 1994, Western Division titles in 1992, '93, '94 and '95, and won the tournament crown in 2000.

Arkansas has a long-standing tradition of winning in basketball. It started in the 1920s and has carried through to this time. Even though Arkansas didn't begin playing basketball until 1924, the Hogs won more SWC championships than any other school.

It didn't take long for the Hogs to have an impact on the SWC. Two years after starting the program, Arkansas won its first league championship. It was the first of five in a row. **Francis Schmidt**, Arkansas' first basketball coach, guided the Hogs to the 1926, '27, '28 and '29 titles. **Chuck Bassett** was the coach of the 1930 championship squad.

RAZORBACK HISTORY **ARKANSAS** BASKETBALL



Wear Schoonover, Arkansas' first football All-American, captained the 1930 club. He earned All-SWC honors three times. In fact, the Razorbacks dominated the all-conference squads of the late 1920s. In 1928, Arkansas had four of the five All-SWC selections when **Glen Rose**, **Tom Pickell**, **Gene Lambert Sr.** and Schoonover were named all-league. Rose was also the first Razorback to earn All-America honors (1928), followed a year later by Pickell and Lambert.

The Hogs were loaded with all-conference talent during that time. Rose was a three-time All-SWC pick, as was Pickell.

Lambert and **Rolla Adams** made it twice as did **Milan Creighton**.

From 1926 through 1929, Arkansas was a combined 60-5.

When Schmidt left Arkansas as coach, he went to league rival TCU and was tough to beat until the Razorbacks hired Rose as head coach.

Rose began another glorious run with a co-championship in 1935. The Hogs won SWC titles in '36, '38, '41 and '42. The 1936 Razorbacks almost represented the United States in the Olympics, winning four games in an Olympic playoff before losing to a team of all-stars from California in the semifinals of the tournament.

Jim Lee Howell, **Ike Poole**, **Taft Moody**, **Don Lockard**, **Jack Robbins**, **Howard Hickey** and **Johnny Adams** were the stars of their day. Adams was an All-American in 1941. He was Arkansas' fifth All-American, but the last one until **Martin Terry** made it in 1973.



SCOTTY THURMAN'S clutch three-pointer with the shot clock winding down and 51 seconds left to play gave Arkansas a 73-70 lead in the 76-72 victory over Duke in the 1994 NCAA Championship game.



From 1945-1950, Arkansas had four second-place finishes and shared the 1949 title. The Razorbacks then went through a mild recession before claiming a co-championship in 1958. By winning a playoff game against SMU, Arkansas qualified for the NCAA Tournament. It wasn't a pleasant experience. Oklahoma State, which featured Eddie Sutton as a player, downed the Hogs by 25, 65-40, and Oscar Robertson exploded for 58 points as the Hogs were drilled by Cincinnati, 97-62, in a consolation game.

As unpleasant as the tournament experience was, Arkansas would have loved to have gone back, but it didn't happen for 19 years. Not even Rose, who led the Hogs to the '58 title in his second stint as coach, could return Arkansas to glory. He retired following the 1966 season, but neither of his two successors, **Duddy Waller** or **Lanny Van Eman**, put a contender on the floor.

Van Eman did, however, bringing excitement to the game. His teams regularly scored in the 80s and 90s at a time when the traditional powers played games in the 60s. Van Eman recruited **Martin Terry** from junior college and Terry set school single-season scoring records that still stand. He averaged 28.3 points per game as a senior. Even though he played only two seasons, Terry still ranks among Arkansas' top 20 all-time scorers.

Unfortunately, Van Eman's teams usually gave up more points than they scored. Twice in 1971, Arkansas scored 100 or more points and lost.

Van Eman's second club managed to win 16 games, but only five came in SWC play. Arkansas and Baylor, which paired for a thrilling 111-110 Baylor victory the year before, put on another wild show with the Razorbacks winning, 131-109, in Fayetteville, setting a league record for points scored by two teams in a conference game.

After the 1974 Hogs won just 10 games, **Frank Broyles**, newly appointed athletic director as well as an already established football coach, decided it was time to make a commitment to basketball. He turned things around by hiring **Eddie Sutton**.

Sutton caught the state's attention in his first season when the Razorbacks finished 17-9 and second in the SWC. By the time his second team finished its 19-9 campaign, construction workers were already renovating Barnhill Arena, a facility constructed in 1957.

The 1976 Hogs also featured the nucleus of what was to become one of the greatest teams in history. **Ron Brewer** and **Marvin Delph** were sophomores. **Sidney Moncrief** was a freshman and he quietly led the nation in field goal percentage (.665, 149-224), and Sutton knew he had something special.

With half of Barnhill's facelift completed before the 1977 season, a new wave of excitement swept through the entire state of Arkansas.

The Razorbacks blitzed through the SWC unbeaten, winning their first league title in 19 years. Brewer, Moncrief and Delph were the toast of the Ozarks. Arkansas finished 26-2, but lost in the first round of the NCAA Tournament when Moncrief fouled out, allowing Wake Forest to come from behind for a victory.

Expectations were high in 1978 and the Hogs didn't disappoint. For a week, the Razorbacks were even ranked No. 1 in the Associated Press poll. A loss at Houston after two victories earlier in the week dropped the Hogs from their position at the top.

Arkansas shared the SWC title with Texas, but was upset by Houston, again on a last-second shot at the SWC Tournament. Stunned, the Razorbacks returned home unsure of whether or not they would receive an at-large bid to the NCAA Tournament.

The Hogs got in and victories over Weber State and No. 2 UCLA thrust Arkansas into the regional finals. Brewer hit a long jumper with less than a minute to play and **Jim Counce** scored on a layup at the end to seal a 61-58 victory over Cal-Fullerton, sending the Hogs to the Final Four.



The 1944 Razorback men's basketball team.

No. 1-ranked Kentucky ended Arkansas' dreams of a national title with a semifinal victory, but Brewer hit another of his patented buzzer shots in the third-place game, giving Arkansas a thrilling 71-69 victory over Notre Dame.

With All-American Brewer and the sleek-shooting Delph gone, Moncrief and **Steve Schall** were left to lead the 1979 Hogs. It was almost a repeat performance of 1978.

Moncrief was brilliant. He simply refused to allow his team to lose. After a brief midseason slump, Arkansas won 14 straight games, including two at the SWC Tournament and two in the NCAA Tournament. A victory over Louisville sent Arkansas into the Midwest Regional finals against No. 1-ranked Indiana State and superstar Larry Bird.

Arkansas could not stop Bird, but ISU could not contain Moncrief. In one of the greatest games in UA history, the Hogs suffered a 73-71 setback, when a last-second Sycamore shot bounced twice and fell in. Arkansas finished 25-5 and the Moncrief era was history.

Sutton won three more SWC titles and left behind a legacy, when his teams won 20 or more games nine years in a row. Arkansas played in the NCAA Tournament in each of those nine seasons, but never came close to returning to the Final Four. The Razorbacks even featured a team that had three future first-round NBA draft choices when **Scott Hastings**, **Darrell Walker** and **Alvin Robertson** played together. **Joe Kleine**, another future first-round NBA pick and member of the 1984 Olympic team, redshirted that year (1982).

When Sutton left for Kentucky after the 1985 season, Broyles turned a completely different direction when he hired **Nolan Richardson**. Richardson's teams were noted for defense, just as Sutton's were, but it was a different style of defense. Richardson's defense usually turned quickly to offense and his teams at Tulsa had led the nation in scoring.

Inheriting a group of players recruited to play at a slower pace, Richardson had to bite the bullet as his first season resulted in a 12-16 finish. Then he started recruiting. His second team won 19 games and his third was 21-9. His 1989 squad won Arkansas' first SWC title since 1982 and breezed through the league tournament. Arkansas set school scoring records and downed Loyola-Marymount in the first round of the NCAA Tournament before bowing out to Louisville.

By then, Richardson's style and players had converted Razorback fans. Barnhill Arena was hopping every time the Hogs played. It wouldn't have taken a Final Four appearance for the state to go nuts, but when the Razorbacks reached the 1990 Final Four, the state went crazy.

From the Start to the Present

The Hogs were SWC champs again and dominated the SWC Tournament for the second consecutive year. Triumphs over Princeton, Dayton, North Carolina and Texas sent the Razorbacks into the Final Four. A loss to Duke in the semifinals ended the season at 30-5.

It nearly happened again in 1991. Arkansas won a school-record 34 games before falling to Kansas in the Southeast Regional finals. Arkansas ended its history in the Southwest Conference by winning the final three regular season and tournament championships.

A new era was launched in 1991-92 and the Razorbacks didn't miss a beat. Arkansas won the Southeastern Conference title with a 13-3 record. Included were two victories over Shaquille O'Neal-led LSU and a big win at Kentucky. The **Todd Day-Lee Mayberry-Oliver Miller** era ended with a 26-8 season and another trip to the NAAs.

Day finished his career as the program's all-time leading scorer (2,395 pts) and second in steals (271) while Mayberry was third on the all-time scoring list (1,940 pts) and first in steals (291). Miller finished seventh on the career scoring list (now ninth with 1,674 pts), is the school's all-time leader in field goal percentage (.636) and is third in career rebounds (886).

After winning the SEC's Western Division in '93 and pushing North Carolina to the limit in a Sweet 16 loss to the eventual national champions, the Razorbacks enjoyed its best season ever in 1994. Arkansas won nearly everything possible. The Razorbacks were SEC champs, again sweeping LSU and winning at Kentucky, they made the school's fifth trip to the Final Four and completed their dream season by beating Arizona and Duke to win the national title.

A year later, Arkansas was No. 1 in all the preseason polls, but the Hogs stumbled early before making a late-season run. Arkansas repeated as Western Division champion, then downed Texas Southern, Syracuse, Memphis and Virginia to earn its sixth Final Four appearance.

A win over North Carolina in the semifinals allowed the Hogs to advance to the finals, but it was UCLA's year as the Bruins beat Arkansas for the 1995 crown.

With every starter gone from the back-to-back Final Four clubs, Arkansas was expected to struggle in 1996. Richardson, however, molded together a young team and the Hogs peaked late. Seeded 12th in the NCAA East Regional, Arkansas beat Penn State and Marquette to advance to the Sweet 16 before falling to top-ranked Massachusetts.

In 1997, Arkansas was forced to endure an NCAA inquiry, which proved fruitless, but it damaged the Hogs' recruiting. The streak of nine straight NCAA Tournament appearances ended but the Bud Walton Arena crowds were rejuvenated by three NIT games. Fans who never before had the opportunity to buy Razorback basketball tickets were able to attend and helped Arkansas advance to the NIT semifinals in New York.

It was back to the NAAs in 1998 as the Razorbacks, who got 10.4 points and an SEC-leading 9.8 rebounds per game from **Nick Davis**, won 24 games and reached the second round with a win over Nebraska.

Arkansas won its 10th straight NCAA Tournament first-round game in 1999 as **Pat Bradley** set school records for career three-point shooting (366-915, .400). **Derek Hood** recorded more double-doubles than anyone in Arkansas history (18) and also led the league in rebounding (10.3), and **Kareem Reid** broke Lee Mayberry's career record for assists (748).

The Razorbacks also had one of the most unique weeks in its basketball history. The final two home games came over a five-day span against No. 5 Kentucky and No. 2 Auburn. Never before had Arkansas played two top 10 teams at home in the same week. Arkansas beat UK, 74-70, and topped Auburn, 104-88.

RAZORBACK HISTORY **ARKANSAS** BASKETBALL

Following an up-and-down season in 2000, Arkansas won four games in four days, including wins over No. 16 Kentucky, No. 10 LSU and No. 23 Auburn to win the school's first SEC Tournament title. **Brandon Dean** was the MVP after averaging 15.2 points in the title run. **Joe Johnson** was the 2000 SEC Newcomer of the Year and went on to be a 2001 honorable mention All-America and an NBA first-round draft pick.

The 2001 club rebounded from an 0-3 league start with a six-game winning streak late in the year to earn Arkansas' 13th NCAA Tournament appearance in 14 years and its 15th straight post-season tournament berth.

The Nolan Richardson era came to an end in 2002 when he was released from his contract. The Razorbacks dropped to 14-15, including a 13-14 mark under Richardson. Mike Anderson was 1-1 as interim head coach for the last two games of the season.

Stan Heath rebuilt the roster with recruiting classes ranked as high as No. 13 by Rivals.com in 2004 and No. 7 by Hoop Scoop in 2003. In 2005, the Razorbacks won the Paradise Jam tournament title and went 18-12.

In 2006, Heath had Arkansas back in the NCAA Tournament, going 22-10 behind honorable mention All-American **Ronnie Brewer** (18.4 ppg), All-SEC guard **Jonathon Modica** (16.1 ppg) and SEC Sixth Man of the Year **Eric Ferguson** (8.1 ppg).

Arkansas earned another NCAA bid in 2007. The Razorbacks won the Old Spice Classic, reached the finals of the SEC Tournament and recorded the 27th 20-win season in school history by finishing 21-14. **Patrick Beverley** (13.9 ppg, 4.5 rpg) was the SEC Newcomer and Freshman of the year, and **Steven Hill** (6.2 ppg, 2.8 blocks) the SEC Defensive Player of the Year.

John Pelphrey, an honorable mention All-American as a player at Kentucky, became head coach for the 2008 season. His background included playing for Eddie Sutton and Rick Pitino at Kentucky, and working as an assistant coach for Sutton at Oklahoma State, and Billy Donovan at Marshall and Florida.

Pelphrey's first Razorback team went 23-12, was 6-2 against ranked teams, reached the finals of the SEC Tournament and advanced to the second round of the NCAA Tournament with a win over No. 24 Indiana. **Sonny Weems** (15.0 ppg, 4.5 rpg) was first-team All-SEC and won the College Slam Dunk championship.

The Razorbacks ushered in a new (old) style of basketball with the hiring of longtime Razorback assistant **Mike Anderson** for the 2011-12 campaign. Anderson left the program in 2002 when Richardson departed and went on to highly successful head coaching stints at UAB and Missouri before returning to Arkansas.

The Razorbacks were 169-102 in Anderson's eight seasons and made five postseason tournament berths – three in the NCAA (2015, 2017 and 2018) and two in the NIT (2014 and 2019). Anderson, who did not have a losing record in his tenure, also produced NBA draft picks **Bobby Portis** and **Daniel Gafford**.

Eric Musselman was named Arkansas' 13th head men's basketball coach on April 7, 2019 and introduced to the fans on April 8. In his first season, the Razorbacks won 20 games before the season was cut short during the SEC Tournament due to CO-VID 19 pandemic. Under his guidance, Arkansas led the NCAA in 3-point field goal percentage defense (.272) and **Mason Jones** led the NCAA in free throws made (232) and attempted (282) – both school records. Jones was also voted honorable mention All-America and 2020 AP SEC co-Player of the Year as he was the first Razorback to lead the SEC in scoring (22.0 ppg). **Isaiah Joe** was drafted by the 76er and Jones played with both the Rockets and 76ers.

Year two and three under Musselman saw the program reach heights it had not attained since mid 90's. The Razorbacks won 25 and 28 games respectively, reached back-to-back NCAA Elite 8's and finished ranked among the nation's top 10 each year. **Moses Moody** was voted honorable mention All-America, the SEC Freshman of the Year, first team All-SEC and became the program's first ever "one-and-done." The following year **JD Notae** was consensus third team All-America and **Jaylin Williams** was drafted by the Oklahoma City Thunder.



The history of Razorback basketball is filled with thrilling and even heart-stopping moments. The Final Four, conference championships and last-second, game-winning jumpers shape the memories of the "greatest" moments in Arkansas history. These are a few selected memorable games:

No. 2 ARKANSAS 76, No. 6 DUKE 72

NCAA Championship Game

April 4, 1994, at Charlotte, N.C.

Despite Arkansas' incredible basketball success through the years, the Razorbacks had never played for the national championship until their battle with Duke at the Charlotte Coliseum. The Hogs had been ranked No. 1 much of the year, but Duke had won two national titles in the three previous seasons and had defeated Arkansas in the 1990 Final Four at Denver.

Duke controlled the tempo in the first half and Corliss Williamson, who had been nearly unstoppable in the entire tournament, missed his first five shots for the Razorbacks. The Blue Devils led by as many as five points in the opening period, but Scotty Thurman drilled a late three-pointer to give Arkansas a 34-33 halftime advantage.

Corey Beck hit a short jumper early in the second half to give the Hogs a 38-35 lead, but Duke scored 13 unanswered points and suddenly led 48-38 with 17:09 left. While the surge left Duke fans roaring their approval, it also sped up the tempo of the game. The Razorbacks trailed but actually had the Blue Devils right where they wanted them.

Playing at a quicker pace, Arkansas caught up in less than five minutes. When Al Dillard drilled a three with 8:08 remaining to give Arkansas a five-point lead, it looked like momentum had swung to the Hogs for good. Duke fought back and tied the game at 65-65 and finally 70-all with 1:29 remaining. The Razorbacks took a timeout.

When Dwight Stewart fumbled a pass, he quickly passed it out to Thurman with the shot clock winding down. Thurman had no choice but to shoot. As his shot was narrowly clearing the outstretched hand of Antonio Lang, the shot clock hit zero. The shot, though, was true. It was a dagger to the hearts of the Blue Devils and surpassed U.S. Reed's halfcourt jumper against Louisville as the most famous shot in Arkansas history.

Duke never recovered. Three free throws in the final seconds clinched the 76-72 victory that gave Arkansas the 1994 national championship.



Corey Beck had 15 points, a team-high 10 rebounds and four assists in the championship game victory over Duke.

Arkansas 76, Duke 72

Final Four • National Championship Game • April 4, 1994
Charlotte Coliseum • Charlotte, N.C. • Att.: 23,674

Duke		Tot-FG		3-Pt		FT		FTA		Rebounds			PF	TP	A	TO	BLK	S	MIN
#	Player	FG	FGA	FG	FGA	FT	FTA	OF	DE	Tot	PF	TP	A	TO	BLK	S	MIN		
21	Antonio Lang *	6	9	0	0	3	3	3	2	5	5	15	3	5	1	0	34		
33	Grant Hill *	4	11	1	4	3	5	1	13	14	3	12	6	9	3	3	38		
44	Cherokee Parks *	7	10	0	0	0	1	3	4	7	3	14	0	0	2	0	30		
5	Jeff Capel *	6	16	2	6	0	0	1	4	5	3	14	4	6	0	1	35		
20	Chris Collins *	4	11	4	8	0	0	0	0	0	1	12	1	1	1	1	34		
3	Marty Clark	1	6	0	2	1	2	1	0	1	2	3	3	2	0	0	15		
52	Erik Meek	1	2	0	0	0	0	3	4	7	1	2	0	0	0	0	14		
TEAM Totals		29	65	7	20	7	11	14	30	44	18	72	17	23	7	5	200		

FG%	1st Half: 15-39 .484	2nd Half: 14-34 .412	Game: .446	DEADBALL
3-Pt. FG%	1st Half: 2-9 .222	2nd Half: 5-11 .455	Game: .350	REBOUNDS
F Throw%	1st Half: 1-3 .333	2nd Half: 6-8 .750	Game: .636	1

Arkansas		Tot-FG		3-Pt		FT		FTA		Rebounds			PF	TP	A	TO	BLK	S	MIN	
#	Player	FG	FGA	FG	FGA	FT	FTA	OF	DE	Tot	PF	TP	A	TO	BLK	S	MIN			
23	Ken Biley *	0	0	0	0	0	0	0	0	0	1	0	0	0	0	0	3			
34	Corliss Williamson *	10	24	0	0	3	5	7	1	8	3	23	3	5	2	2	35			
15	Dwight Stewart *	3	11	0	5	0	0	4	5	9	3	6	4	1	0	4	29			
14	Corey Beck *	5	11	0	1	5	8	2	8	10	3	15	4	3	0	1	35			
30	Scotty Thurman *	6	13	3	5	0	0	1	4	5	2	15	1	0	0	1	36			
12	Clint McDaniel	2	5	1	3	2	4	0	2	2	2	7	3	1	0	3	32			
44	Darnell Robinson	1	5	0	0	0	0	1	1	2	1	2	0	1	0	0	12			
3	Al Dillard	1	5	1	4	1	2	1	0	1	1	4	0	0	0	0	8			
22	Davor Rimac	0	1	0	0	0	0	0	0	0	0	0	0	0	1	0	5			
33	Lee Wilson	2	2	0	0	0	0	1	3	4	1	4	0	1	0	0	5			
TEAM Totals		30	77	5	18	11	19	2	1	3	19	25	44	17	76	15	12	3	11	200

FG%	1st Half: 16-38 .421	2nd Half: 14-39 .359	Game: .390	DEADBALL
3-Pt. FG%	1st Half: 2-5 .400	2nd Half: 3-13 .231	Game: .278	REBOUNDS
F Throw%	1st Half: 0-0 .000	2nd Half: 11-19 .579	Game: .579	6

Technical fouls: None

Score by Periods	1st	2nd	Total
Duke	33	39	72
Arkansas	34	42	76



1994 NATIONAL CHAMPIONSHIP

Without a senior in the starting lineup, playing in the most palatial arena in college basketball with the President of the United States attending four games and led by a coach with a system that could not be drawn up on a blackboard, Arkansas vaulted into the elite of the elite when the Razorbacks won the 1994 NCAA Championship.

Construction workers built Bud Walton Arena in record time and the 19,200-seat showcase dazzled fans and opponents as much as the Razorbacks did. Sellout crowds each time the doors were opened watched the Hogs go 16-0 at home. Only one game, the 84-83 victory over LSU, was decided by fewer than 10 points. Arkansas won those 16 games by an average of 30 points.

Arkansas blitzed Murray State, 93-67, in the Bud Walton Arena opener on Nov. 29, but the building was dedicated a few nights later when Missouri came to Fayetteville for an ESPN showcase game. The Dec. 2 game was decided in the first few minutes as Arkansas roared to a 120-68 victory over a Missouri club that went unbeaten in the Big Eight and came within one victory of reaching the Final Four.

Ranked No. 1 nationally for 10 weeks during the regular season, the Hogs lost only twice during the regular campaign. Alabama beat Arkansas, 66-64, in Tuscaloosa, and Mississippi State edged the Hogs, 72-71, in Starkville.

Sophomores Corliss Williamson and Scotty Thurman carried much of the load, while junior Corey Beck was the blue collar leader. When the Hogs had to score, they went inside to Williamson, who averaged 20.4 points per game. He shot 62.6 from the field and 70 percent at the free throw line.

Thurman, though, was the last-minute hero. His three-pointer with seven seconds left gave Arkansas a one-point victory at Tennessee. He hit another three in the last 30 seconds to lift the Hogs past LSU at Baton Rouge in overtime.

Beck did much of the dirty work, defending with tenacity and leading the team in assists. He and junior Clint McDaniel were probably the best defensive guards in college basketball. Head coach Nolan Richardson certainly thought so. McDaniel also provided perimeter firepower, as did junior Dwight Stewart, Arkansas' fifth starter who was more a forward than a center.

Richardson used a deep bench to guide the Hogs to a 24-2 regular season finish. Al Dillard brought instant offense into any contest with his incredible three-point shooting range. He was Arkansas' third-leading scorer behind Williamson and Thurman (15.9 ppg) with an 8.9 average even though he played just more than 12 minutes a game. Roger Crawford, one of only two seniors on the squad, also brought instant firepower off the bench, but he was injured early in the NCAA Tournament run and was not available for the Final Four.

In his honor, UA players wore a No. 31 patch on their jerseys.

Freshmen Darnell Robinson and Lee Wilson, a pair of 6-11 centers, gave the Hogs size they didn't have in 1993 when they won 22 games and reached the Sweet 16 before falling to eventual national champion North Carolina. Senior Ken Biley and junior Elmer Martin also made significant contributions.

When President Bill Clinton visited Bud Walton Arena for a Dec. 28 blowout of Texas Southern, no one realized it would be a preview of later visits to the NCAA Tournament. The nation's most recognizable Razorback fan later appeared on the cover of Sports Illustrated wearing sweats presented by Richardson.

A 13-game winning streak was snapped by Kentucky in the SEC Tournament, but the Razorbacks were still seeded first in the Midwest Regional at Oklahoma City. Williamson scored 24 points and had seven rebounds in a 94-79 first-round victory over North Carolina A&T. He followed with 21 points and Robinson, making a surprise start, added 13 in the 85-73 second-round win over Georgetown.

Earlier in the year, Tulsa gave Arkansas a scare before the Hogs won in overtime, 93-91, in Tulsa. The Golden Hurricane surprised UCLA and Oklahoma State to reach the Sweet 16 with Arkansas in Dallas. This one was no contest as Williamson and Thurman scored 21 each, and McDaniel 19 in a 103-84 victory.

Michigan was Arkansas' regional final foe and the Hogs could not contain Juwan Howard, but neither could the Wolverines handle Thurman. With Williamson smothered by Michigan's inside defense and held to 12 points, Thurman tossed in 20 as Arkansas reached the Final Four with a 76-68 win attended by President Clinton.

By the time the Hogs arrived at Charlotte, N.C., they were a confident bunch. They also had been somehow convinced by Richardson that they were not nationally respected, even though they had been ranked No. 1. Arizona was the semifinal opponent and the Wildcat guards, Damon Stoudamire and Khalid Reeves, were billed as the top offensive guards in the nation.

Beck and McDaniel were motivated to the hilt and smothered them. They combined to hit just 11 of their 43 shots, including just two of 22 three-point attempts. Williamson scored 29 points and grabbed 13 rebounds, and the Hogs advanced to the championship game with a 91-82 victory.

An entire state stood still on April 4, 1994. Arkansas fans who could not be there (more than 3,000 made the trip to Charlotte) watched and listened in every corner of the state. President Clinton was there again, and so was Duke, the 1991 and '92 national champion.

After an airtight first half that ended with Arkansas holding a 34-33 lead, Duke jumped out to a 10-point advantage in the first three minutes of the second half. However, the pace of the game picked up during the run and it never slowed down. The Razorbacks took advantage and were even with the Devils less than five minutes later.

When Arkansas built a 70-65 lead late in the contest it looked safe, but Grant Hill's three tied the game with 1:29 remaining.

Although Williamson finished with 23 points, there was no doubt who would take the next shot for Arkansas. Thurman launched a high-arching three-point attempt with only seconds left on the shot clock. The shot fell with 51 seconds left and when it settled through the net, the outcome had been determined. A pair of free throws by McDaniel and another by Dillard sealed Duke's fate, 76-72.

Once the national championship belonged to the Hogs, an entire state celebrated. President Clinton embraced Richardson on the court and later officially honored the Razorbacks at the White House.

The 1994 NCAA championship trophy is on display at Bud Walton Arena.



CORLISS WILLIAMSON was named the Most Outstanding Player of the 1994 Final Four after averaging 26.0 points and 10.5 rebounds in Arkansas' two wins.

ARKANSAS IN THE FINAL FOUR

- 1941 - 3RD-T
- 1978 - 3RD
- 1994 - NATIONAL CHAMPION
- 1945 - 3RD-T
- 1990 - 3RD-T
- 1995 - RUNNER-UP



During Arkansas' long, illustrious history, the Razorbacks have been to the NCAA Final Four six times.

The Hogs have earned 30 bids to the NCAA Tournament and made 29 appearances, missing the 1944 event due to a car accident prior to the first-round games.

Only eight schools in the entire country have been to the Final Four more than Arkansas, and only eight schools have earned more than UA's 30 NCAA Tournament bids.

Among SEC schools, only Kentucky has been to the NCAA Tournament more often. In fact, Arkansas, Kentucky, LSU, Georgia, Mississippi State and Florida are the only league schools to reach the Final Four.

It was tougher to get in the tournament in the early days, but it also took fewer games to win the title.

In the 1940s, only eight teams participated in the NCAA Tournament, which first became an event in 1939. Up to that point, the NIT was the top national post-season tournament. Twice in the '40s, the Razorbacks advanced to the Final Four.

The 1941 Hogs roared through the Southwest Conference with a 12-0 mark and carried a 19-2 record into the tournament. Arkansas downed Wyoming, 65-40, to reach the Final Four at Kansas City. Washington State handed the Razorbacks a 64-53 setback, meaning Arkansas and Pittsburgh tied for third since there was no third-place game.

Arkansas returned in 1945, again to Kansas City. Arkansas was 16-8 entering the tournament but edged Oregon, 79-76, to reach the Final Four. Eventual national champion Oklahoma State, which Arkansas had defeated once earlier in the season, downed the Hogs and UA tied Ohio State for third place.


It took 33 years for Arkansas to return. In 1978, the Hogs were SWC champs and beat Weber State, second-ranked UCLA and California-Fullerton to advance to the Final Four at St. Louis. Top-ranked Kentucky led by just one with two minutes to play and posted a 64-59 victory.

There was a third-place game and Ron Brewer hit a buzzer shot from the top of the circle to send the Razorbacks past Notre Dame, 71-69. Brewer had 20 points and Marvin Delph 21 in their final game as Razorbacks.

Nolan Richardson guided the Hogs to the Final Four in 1990, 1994 and 1995.

In 1990, wins over Princeton, Dayton, North Carolina and Texas earned Arkansas a trip to Denver. The Razorbacks were 30-4 heading into a semifinal showdown with Duke.

Richardson took his club to Denver a day early to adjust to the altitude, but the Hogs fell behind early in both halves and used plenty of adrenaline to catch up. Arkansas led 69-62 with 10:38 remaining, but ran out of gas. Duke came back and won, 97-83, but also used most of its energy. The Blue Devils were beaten by Nevada-Las Vegas in the title game while Arkansas tied Georgia Tech for third.




The ultimate came in 1994. The Hogs downed North Carolina A&T, Georgetown, Tulsa and Michigan to advance to the Final Four at Charlotte, N.C. The win over Arizona was Arkansas' first ever in the national semifinals and set up a clash with Duke.


With the score tied with less than a minute to play, a well-defended Scotty Thurman hit a three-pointer to lead the Razorbacks to a 76-72 victory and the national title.

With every starter from the championship squad returning, the Hogs were favored to return to the Final Four in 1995, and they did. Texas Southern, Syracuse, Memphis and Virginia were knocked off along the way to the Final Four at Seattle, but none of the wins came by more than six points.

Arkansas fell behind early but rallied to get by North Carolina in the semifinals. Playing in the NCAA championship game for the second straight year, Arkansas came up short in an 89-78 loss to UCLA.



COREY BECK averaged 12.0 points, 7.0 rebounds and 4.0 assists in earning Final Four All-Tournament honors in 1994.



No. 5 ARKANSAS 74, No. 2 UCLA 70

**NCAA Tournament Regional Semifinal
March 16, 1978, at Albuquerque, N.M.**

It had been an incredible year for Arkansas. The Razorbacks repeated as South-west Conference champs but had to nervously await an NCAA at-large bid when they were eliminated from the league tournament by Houston in the semifinals. The "Triplets," Ron Brewer, Sidney Moncrief and Marvin Delph, were the ringleaders.

Still, the Hogs were underdogs and a new kid on the NCAA block when they faced second-ranked UCLA in the third round at Albuquerque. David Greenwood was the leader of the Bruins, who weren't far removed from their incredible string of NCAA championships.

UCLA was stunned as Arkansas roared to a 40-22 lead that was cut to 42-29 by halftime. The Bruins didn't panic. They pressed the Hogs and took a 60-58 lead.

Brewer tied the game with two free throws, Steve Schall hit a short turnaround and Delph drilled a jump shot to put the Hogs back in front.

Delph sizzled by hitting 11 of his 14 shots, finishing with 23 points. Moncrief had 21 and Brewer 18. Greenwood finished with 17 for UCLA.

The victory moved the Razorbacks a step closer to their eventual trip to the Final Four.

**Arkansas 74, UCLA 70
West Regional • Sweet 16 • March 16, 1978
University Arena • Albuquerque, N.M. • Att.: 17,750**

UCLA													
#	Player	Tot-FG		FT	Rebounds			TP	A	TO	BLK	S	MIN
		FG	FGA		Tot	Pf							
24	David Greenwood *	8	13	1	4	4	5	17	2	2	2	1	39
35	James Wilkes *	3	5	0	0	0	5	6	1	1	0	1	21
31	Gig Sims *	0	1	0	0	4	2	0	1	1	1	0	13
22	Raymond Townsend *	1	11	0	0	2	2	2	2	2	0	0	26
24	Roy Hamilton *	9	16	1	2	1	4	19	6	3	0	4	36
14	Brad Holland	5	8	0	0	0	2	8	2	1	0	0	20
32	Darrel Allums	6	7	0	2	10	4	12	0	2	0	1	27
50	Marvin Thomas	1	1	0	0	2	0	2	0	0	0	0	1
55	Kiki Vandeweghe	2	4	0	0	4	0	4	0	1	1	0	17
TEAM						3							
Totals		34	67	2	8	30	24	70	14	13	4	7	200
FG		1st Half: 14-28 .500		2nd Half: 20-39 .512		Game: .507		DEADB		REBOUNDS			
F Throw		1st Half: 1-5 .200		2nd Half: 1-3 .333		Game: .250		2					

Arkansas													
#	Player	Tot-FG		FT	Rebounds			TP	A	TO	BLK	S	MIN
		FG	FGA		Tot	Pf							
42	Jim Counce *	0	1	2	2	3	0	2	3	5	0	2	39
44	Marvin Delph *	11	14	1	1	10	2	23	0	3	0	1	40
30	Steve Schall *	4	7	0	0	2	4	8	1	2	1	2	20
10	Ron Brewer *	5	14	8	10	5	0	18	5	4	0	0	40
32	Sidney Moncrief *	7	13	7	13	11	2	21	1	1	1	0	39
20	Alan Zahn	1	1	0	0	2	3	2	1	1	0	0	21
40	U.S. Reed	0	0	0	2	0	0	0	0	0	0	0	1
TEAM						3							
Totals		28	50	18	28	36	12	74	11	16	2	5	200
FG		1st Half: 19-30 .633		2nd Half: 9-20 .450		Game: .560		DEADB		REBOUNDS			
F Throw		1st Half: 4-5 .800		2nd Half: 14-23 .608		Game: .642		3					

Score by Periods	1st	2nd	Total
UCLA	29	41	70
Arkansas	42	32	74



No. 1 INDIANA STATE 73, No. 5 ARKANSAS 71

**NCAA Regional Final
March 17, 1979, at Cincinnati, Ohio**

A Final Four team in 1978, Arkansas was not expected to return in 1979 with the loss of Ron Brewer and Marvin Delph, two of the famed "Triplets." Sidney Moncrief, however, almost single-handedly pushed his team to greater heights than anyone expected.

Moncrief, senior Steve Schall and a cast of sophomores and freshmen put together a 14-game winning streak late in the year and arrived at the Midwest Regional finals ready to challenge No. 1-ranked and unbeaten Indiana State, and superstar Larry Bird. The stakes were a spot in the Final Four.

Bird was awesome. The Hogs simply could not stop him. With 9:22 left, he already had 27 points. Razorback Coach Eddie Sutton then made the ultimate gamble. He put the 6-4 Moncrief on the 6-9 Bird for the final seven minutes.

Bird scored just four more points. Meanwhile, Moncrief was almost as unstoppable as Bird had been. He finished with 24 points and eight rebounds, and had his team in a position to win late. Arkansas had the ball with 1:31 left and holding for the last shot with the score tied 71-71. With 1:02 remaining, U.S. Reed tripped and was called for walking, giving the Sycamores the ball.

ISU held for the last shot, but could not get the ball to Bird, who was smothered by Moncrief. It was Bob Heaton who launched the shot with two seconds left and the Hogs watched helplessly as it hit both sides of the rim before dropping through, depriving the Hogs of a second straight trip to the Final Four.

**Indiana State 73, Arkansas 71
Midwest Regional • Elite Eight • March 17, 1979
Riverfront Coliseum • Cincinnati, Ohio • Att.: 17,166**

Indiana State													
#	Player	Tot-FG		FT	Rebounds			TP	A	TO	BLK	S	MIN
		FG	FGA		Tot	Pf							
42	Alex Gilbert *	6	9	0	0	2	3	12	0	0	2	0	22
40	Brad Miley *	3	3	0	0	4	2	6	3	1	0	0	35
33	Larry Bird *	12	22	7	8	10	3	31	3	2	0	1	40
23	Steve Reed *	0	1	0	0	0	3	0	5	0	0	0	32
22	Carl Nicks *	5	11	3	4	0	4	13	3	3	0	0	33
30	Bob Heaton	4	5	0	0	1	0	8	0	0	0	0	16
44	Leroy Staley	1	4	1	3	3	1	3	0	1	0	1	22
TEAM						0							
Totals		31	55	11	15	20	16	73	14	7	2	2	200
FG		1st Half: 15-30 .500		2nd Half: 16-25 .640		Game: .564		DEADB		REBOUNDS			
F Throw		1st Half: 7-11 .636		2nd Half: 4-4 1.000		Game: .733		2					

Arkansas													
#	Player	Tot-FG		FT	Rebounds			TP	A	TO	BLK	S	MIN
		FG	FGA		Tot	Pf							
20	Alan Zahn *	5	7	0	0	3	3	10	3	1	0	0	30
44	Scott Hastings *	3	7	4	4	3	2	10	3	3	0	0	40
30	Steve Schall *	6	7	0	2	4	4	12	2	1	0	0	40
24	U.S. Reed *	4	8	3	3	4	5	11	2	1	0	0	34
32	Sidney Moncrief *	10	16	4	4	8	2	24	2	3	0	0	40
40	Tony Brown	0	0	0	0	0	0	0	1	0	0	0	4
34	Mike Young	2	2	0	0	1	1	4	1	0	0	0	12
TEAM						2							
Totals		30	47	11	13	25	17	71	14	10	0	0	200
FG		1st Half: 16-25 .640		2nd Half: 14-22 .636		Game: .638		DEADB		REBOUNDS			
F Throw		1st Half: 7-9 .778		2nd Half: 4-4 1.000		Game: .846		0					

Score by Periods	1st	2nd	Total
Indiana St.	37	36	73
Arkansas	39	32	71





No. 20 ARKANSAS 74, No. 12 LOUISVILLE 73

NCAA Tournament Second Round
March 14, 1981, at Austin, Texas

Defending NCAA champion Louisville and Southwest Conference champion Arkansas clawed at each other for 39 minutes and 55 seconds in the second round of the NCAA Tournament and the scoreboard read Louisville 73, Arkansas 72 after Derek Smith's short jumper for the Cardinals.

The Razorbacks, who had led by six points with 2:13 left, called timeout. U.S. Reed took the inbounds pass and coolly dribbled to midcourt near the sideline. With a second left on the clock, he launched a desperation 49-footer. The only thing desperate after the shot was the look on the faces of the Louisville players as they watched the ball hit nothing but net.

Reed shook hands with everyone on the press table after hitting a shot that will live forever in the minds of Razorback fans. He finished with 19 points. Darrell Walker had 23 and the Hogs were still alive in the NCAA Tournament.

Arkansas 74, Louisville 73 Midwest Regional • Second Round • March 14, 1981 Frank Erwin Center • Austin, Texas • Att.: 8,523

Arkansas		Tot-FG			Rebounds									
#	Player	FG	FGA	FT	FTA	Tot	PF	TP	A	TO	BLK	S	MIN	
40	Tony Brown*	1	3	0	0	2	5	2	0	2	0	1	3	
42	Keith Peterson *	2	4	4	6	6	3	8	0	2	0	1	39	
44	Scott Hastings *	2	8	8	8	8	4	12	0	2	0	0	32	
20	Darrell Walker *	9	15	5	7	4	3	23	3	1	0	2	40	
24	U.S. Reed*	7	14	5	6	6	3	19	6	5	1	3	40	
43	Greg Skulman	0	0	0	0	0	0	0	1	2	0	0	4	
34	Mike Young	4	7	2	2	0	2	10	1	5	0	0	25	
45	Carey Kelly	0	1	0	1	1	3	0	0	1	0	0	13	
12	Brad Friess	0	0	0	0	0	0	0	0	0	0	0	4	
TEAM														
Totals		25	52	24	30	34	23	74	11	20	1	7	200	
FG		1st Half: 15-34 .441			2nd Half: 10-18 .555			Game: .480			DEADBALL			
F Throw		1st Half: 7-8 .875			2nd Half: 17-22 .772			Game: .800			REBOUNDS			
		0												

Louisville		Tot-FG			Rebounds									
#	Player	FG	FGA	FT	FTA	Tot	PF	TP	A	TO	BLK	S	MIN	
42	Derek Smith *	5	9	0	0	7	4	10	5	6	1	1	35	
22	Rodney McCray *	4	4	3	5	5	5	11	2	1	0	3	25	
33	Charles Jones *	4	4	2	4	3	3	10	0	1	4	0	31	
4	Lancaster Gordon *	3	6	2	3	4	2	8	1	2	1	1	30	
5	Jerry Eaves *	3	11	3	5	4	2	9	3	8	0	1	35	
21	Scotter McCray	5	9	1	4	4	4	11	0	0	2	2	23	
34	Roger Burkman	0	0	4	4	1	5	4	0	0	0	0	8	
44	Poncho Wright	2	5	6	6	0	1	10	1	1	0	2	10	
14	Greg Deuser	0	1	0	0	0	0	0	1	1	0	0	3	
TEAM														
Totals		26	49	21	31	29	26	73	13	20	8	10	200	
FG%		1st Half: 12-18 .667			2nd Half: 14-31 .452			Game: .531			DEADBALL			
F Throw%		1st Half: 9-15 .600			2nd Half: 12-15 .800			Game: .677			REBOUNDS			
		2												

Technical fouls: None

Score by Periods	1st	2nd	Total
Arkansas	37	37	74
Louisville	33	40	73



ARKANSAS 65, No. 1 NORTH CAROLINA 64

Feb. 12, 1984, at Pine Bluff, Ark.

North Carolina was 19-0 and ranked No. 1 nationally when the Tar Heels visited Pine Bluff. Arkansas was on its way to a second-place finish in the Southwest Conference and had defeated SMU in Dallas the day before.

Violent weather kept the Hogs from flying to Pine Bluff until the morning of the game, and the Razorbacks arrived in town two hours before the nationally televised contest.

North Carolina had plenty of weapons. Michael Jordan, Sam Perkins and Brad Daugherty, all future NBA stars, were in the starting lineup along with Steve Hale, a guard from Tulsa whose second choice of schools was Arkansas.

The Hogs were armed with Joe Kleine and Alvin Robertson, but the unsung heroes were Darryl Bedford and Charles Balentine. Bedford, a freshman who had been a little used reserve, hit all six of his shots and scored 12 points. Balentine, of course, was the hero at the end.

A crowd of 7,529 was in a frenzy from the opening tipoff to the final buzzer. They watched Jordan score 21 points and Kleine answer with 20. Perkins had 17 and Hale 15. Leroy Sutton scored 11 points. Balentine 10 and Robertson nine for the Hogs.

The second half was a nailbiter and the Tar Heels led by one with only seconds to play. Balentine drove the baseline and hit an eight-footer to give Arkansas the lead before UNC missed a buzzer shot.

Arkansas 65, North Carolina 64 Pine Bluff Convention Center • Pine Bluff, Ark. • Att.: 7,529

North Carolina		Tot-FG			Rebounds									
#	Player	FG	FGA	FT	FTA	Tot	PF	TP	A	TO	BLK	S	MIN	
44	Matt Doherty *	2	9	1	1	4	2	5	4	3	0	1	36	
41	Sam Perkins *	5	10	7	8	11	3	17	0	1	0	0	34	
42	Brad Daugherty *	0	3	2	2	3	5	2	1	1	1	1	22	
25	Steve Hale *	5	9	5	5	0	4	15	6	2	0	4	37	
23	Michael Jordan *	9	15	3	5	1	2	21	1	4	0	0	35	
24	Joe Wolf	0	1	2	2	1	2	2	0	0	0	0	21	
22	Buzz Peterson	1	2	0	0	0	1	2	0	2	0	1	13	
35	Dave Popson	0	0	0	0	0	1	0	0	0	0	0	2	
TEAM														
Totals		22	49	20	23	22	20	64	12	13	1	7	200	
FG		1st Half: 11-22 .500			2nd Half: 11-27 .407			Game: .449			DEADBALL			
F Throw		1st Half: 12-13 .923			2nd Half: 8-10 .800			Game: .870			REBOUNDS			
		2												

Arkansas		Tot-FG			Rebounds									
#	Player	FG	FGA	FT	FTA	Tot	PF	TP	A	TO	BLK	S	MIN	
24	Charles Balentine *	4	8	2	2	3	2	10	2	0	0	1	39	
33	Leroy Sutton *	5	6	1	2	3	5	11	0	2	0	0	16	
35	Joe Kleine *	5	12	10	10	10	2	20	0	3	1	1	39	
14	Ricky Norton *	1	3	0	0	5	2	2	5	3	0	2	33	
21	Alvin Robertson *	3	7	3	6	2	4	9	10	3	0	2	34	
12	Scott Rose	0	0	0	0	0	0	0	0	0	0	0	1	
22	Robert Kilchen	0	0	0	0	0	1	0	0	1	0	0	5	
54	Darryl Bedford	6	6	0	0	2	3	12	0	3	0	0	25	
30	Mike Ratliff	0	0	1	2	0	0	1	0	1	0	0	4	
52	Eric Pfoersche	0	1	0	0	0	1	0	0	0	0	0	3	
42	Robert Brannon	0	0	0	0	0	0	0	0	0	0	0	1	
TEAM														
Totals		24	43	17	22	26	20	65	17	16	1	6	200	
FG		1st Half: 13-26 .500			2nd Half: 11-17 .647			Game: .558			DEADBALL			
F Throw		1st Half: 12-14 .857			2nd Half: 5-8 .635			Game: .773			REBOUNDS			
		4												

Technical fouls: Arkansas - Eddie Sutton

Score by Periods	1st	2nd	Total
North Carolina	34	30	64
Arkansas	38	27	65



No. 12 ARKANSAS 73, No. 2 HOUSTON 68
 March 4, 1984, at Fayetteville

Hakeem Olajuwon and Houston were on their way to their third consecutive Final Four, they were ranked second nationally and hadn't lost a Southwest Conference game in two years. The Cougars had gone 16-0 in 1983 and were 15-0 going into the regular season finale at Barnhill Arena.

Arkansas was outstanding as well. The Hogs already had upset top-ranked North Carolina at Pine Bluff, but at 13-2 couldn't catch Houston in the SWC standings. No one in the overflow crowd of 9,438 cared as they watched a terrific contest showcased by national television.

Olajuwon was held to 10 points before fouling out, but Michael Young picked up the slack with 22 and Alvin Franklin earned 21. They weren't as hot as the Hogs, though. Joe Kleine, whose inside power put Olajuwon in foul trouble, scored 22 points, hitting all 10 of his free throws. Charles Balentine added 16, Ricky Norton 14 and Alvin Robertson 13 points and nine assists.

Houston led at the half but saw its hopes dim when Olajuwon drew his fourth and fifth fouls in a 38-second span six minutes from the end while trying to stop Kleine inside. Kleine hit all four free throws and the Hogs had a huge victory.

Arkansas 73, Houston 68
 Barnhill Arena • Fayetteville, Ark. • Att.: 9,438

Houston		Tot-FG		Rebounds		FT		FTA		TP		A		TO		BLK		S		MIN	
#	Player	FG	FGA	Tot	PF	FT	FTA	Tot	PF	TP	A	TO	BLK	S	MIN						
43	Michael Young *	7	16	8	9	4	2	22	2	0	0	0	0	0	40						
41	Rickie Winslow *	4	8	3	5	5	5	11	1	3	0	1	31								
35	Hakeem Olajuwon *	5	6	0	6	5	10	0	1	5	0	33									
21	Alvin Franklin *	7	13	7	7	3	2	21	3	4	0	0	36								
45	Reid Gettys *	1	3	0	0	1	4	2	3	2	0	0	23								
33	Benny Anders	0	1	0	1	0	0	0	0	1	0	0	2	9							
11	Derek Giles	0	1	0	0	1	2	0	2	0	1	2	11								
55	Greg Anderson	1	2	0	0	3	1	2	0	1	0	0	13								
15	Eric Dickens	0	0	0	0	1	1	0	0	0	0	0	4								
TEAM																					
Totals		25	50	18	22	26	22	68	11	12	6	5	200								

FG% 1st Half: 16-23 .696 2nd Half: 9-27 .333 Game: .500 DEADBALL REBOUNDS 2
 F Throw% 1st Half: 4-7 .571 2nd Half: 14-15 .933 Game: .818

Arkansas		Tot-FG		Rebounds		FT		FTA		TP		A		TO		BLK		S		MIN	
#	Player	FG	FGA	Tot	PF	FT	FTA	Tot	PF	TP	A	TO	BLK	S	MIN						
33	Leroy Sutton *	4	6	0	0	4	4	8	0	0	0	0	0	36							
24	Charles Balentine *	8	13	0	0	8	1	16	1	2	0	0	37								
35	Joe Kleine *	6	10	10	5	4	22	1	3	0	0	0	39								
14	Ricky Norton *	6	10	2	3	3	4	14	3	1	0	0	36								
21	Alvin Robertson *	3	9	7	9	4	13	9	4	0	1	1	38								
54	Darryl Bedford	0	2	0	0	0	1	0	0	0	0	0	4								
30	Mike Ratliff	0	0	0	0	0	2	0	0	1	0	0	2								
22	Robert Kitchen	0	1	0	0	0	0	0	1	0	0	0	2								
12	Scott Rose	0	0	0	0	0	0	0	0	1	0	0	2								
11	Jimmy Dykes	0	0	0	0	0	0	0	0	0	0	0	1								
23	Kennan DeBose	0	0	0	0	0	0	0	0	0	0	0	1								
52	Eric Poerschke	0	0	0	0	0	0	0	0	0	0	0	1								
TEAM																					
Totals		27	51	19	22	25	20	73	15	12	0	3	200								

FG% 1st Half: 17-29 .586 2nd Half: 10-22 .455 Game: .529 DEADBALL REBOUNDS 3
 F Throw% 1st Half: 0-0 .000 2nd Half: 19-22 .864 Game: .864

Technical fouls: Houston - Olajuwon

Score by Periods	1st	2nd	Total
Houston	36	32	68
Arkansas	34	39	73



No. 3 ARKANSAS 103, TEXAS 96
 Feb. 4, 1990, at Austin, Texas

Arkansas already had a two-game lead over Texas in the Southwest Conference when the Razorbacks invaded Austin for a nationally televised game.

The Hogs owned a four-game winning streak over the Longhorns, and it was a must-win situation for Texas. The Razorbacks led for most of the first half but Texas gained a five-point advantage midway through the second half. It was 77-72 'Horns when Todd Day fouled out for Arkansas 3:31 from the end.

Texas still led, 86-83, and had Travis Mays at the free throw line with 12 seconds left, but Mays missed the free throw and Lee Mayberry stunned the Texas crowd of more than 16,000 with a long three-pointer three seconds from the buzzer to send the game into overtime.

Arkansas made sure Texas never recovered. A three-pointer by Ernie Murry got the Hogs started and Mayberry's jumper at 3:20 put the Hogs in front to stay. Mayberry and Lenzie Howell each scored 23 points to offset 24 by Joey Wright, 23 by Mays and 22 by Lance Blanks. The victory gave Arkansas a three-game lead it never surrendered on its way to the SWC title.

Arkansas 103, Texas 96 (OT)
 Erwin Center • Austin, Texas • Att.: 16,231

Arkansas		Tot-FG		3-Pt		FT		FTA		Rebounds		PF		TP		A		TO		BLK		S		MIN	
#	Player	FG	FGA	FG	FGA	FT	FTA	OF	DE	Tot	PF	TP	A	TO	BLK	S	MIN								
10	Todd Day *	7	16	0	0	3	4	3	2	5	5	17	1	3	2	3	33								
24	Lenzie Howell *	10	19	0	0	3	5	1	3	4	2	23	2	3	1	3	31								
55	Mario Credit *	0	2	0	0	0	0	1	1	2	2	0	0	0	1	2	10								
11	Lee Mayberry *	9	16	2	4	3	3	1	6	7	4	23	3	5	0	0	43								
20	Arlyn Bowers *	0	4	0	1	2	2	0	1	1	3	2	0	0	0	0	11								
14	Ernie Murry	3	6	2	3	1	1	1	3	4	2	9	2	0	0	2	18								
21	Darrell Hawkins	1	2	0	0	0	0	0	1	1	0	2	0	2	0	0	6								
22	Cannon Whitby	0	0	0	0	0	0	0	0	0	0	0	0	0	0	0	1								
25	Oliver Miller	3	11	0	0	2	2	5	8	13	4	8	0	4	10	4	32								
31	Ron Huery	4	7	0	0	7	9	0	3	3	4	15	4	1	2	0	32								
42	Larry Marks	2	3	0	0	0	0	0	0	0	0	4	0	0	0	0	8								
TEAM																									
Totals		39	86	4	8	21	26	13	32	45	26	103	12	18	16	14	225								

FG% 1st Half: 18-38 .473 2nd Half: 21-48 .437 Game: .453 DEADBALL REBOUNDS 1
 3-Pt. FG% 1st Half: 1-4 .250 2nd Half: 3-4 .750 Game: .500
 F Throw% 1st Half: 7-9 .777 2nd Half: 14-17 .823 Game: .807

Texas		Tot-FG		3-Pt		FT		FTA		Rebounds		PF		TP		A		TO		BLK		S		MIN	
#	Player	FG	FGA	FG	FGA	FT	FTA	OF	DE	Tot	PF	TP	A	TO	BLK	S	MIN								
32	Lance Blanks *	4	15	1	4	13	14	1	4	5	3	22	5	2	0	4	45								
42	Locksley Collie *	4	14	0	0	7	12	9	7	16	5	15	1	4	0	0	38								
44	Guillermo Myers *	5	8	0	0	0	1	6	7	13	4	10	0	2	3	1	36								
12	Joey Wright *	7	15	3	6	7	7	2	4	6	3	24	4	9	0	1	44								
14	Travis Mays *	9	23	3	9	2	3	2	8	10	4	23	1	6	1	2	45								
3	Benford Williams	1	5	0	0	0	0	3	3	6	4	2	0	1	1	0	13								
11	Courtney Jeans	0	0	0	0	0	0	0	1	1	0	0	0	1	0	0	2								
55	George Muller	0	0	0	0	0	0	0	1	1	0	0	0	0	0	0	2								
TEAM																									
Totals		30	80	7	19	29	37	23	37	60	23	96	11	25	5	8	225								

FG% 1st Half: 13-35 .371 2nd Half: 17-45 .378 Game: .375 DEADBALL REBOUNDS 4
 3-Pt. FG% 1st Half: 2-6 .333 2nd Half: 5-13 .385 Game: .368
 F Throw% 1st Half: 12-14 .857 2nd Half: 17-23 .739 Game: .784

Score by Periods	1st	2nd	OT	Total
Arkansas	44	42	17	103
Texas	40	46	10	96



No. 7 ARKANSAS 106, No. 23 LSU 92 (OT) March 3, 1992, at Fayetteville

It was Arkansas' first year as a member of the Southeastern Conference (SEC). Earlier in the season, Todd Day had exploded for a career-high 43 points as the Razorbacks defeated LSU, 101-90, at Baton Rouge. The Tigers recovered from the defeat, though, and by the time they arrived at Barnhill Arena, they had tied the Hogs for the SEC lead.

LSU's first ever visit to Fayetteville would determine the SEC championship.

The Tigers started strong. Shaquille O'Neal did his best to quiet an overflow crowd of 9,518 with 11 points in the opening half as LSU roared to a 51-36 advantage. O'Neal, however, scored his last points with 11:37 remaining to give the Tigers a 69-58 lead before the Razorbacks charged back.

Lee Mayberry, who hit a then-school record nine three-point field goals and finished with 35 points, teamed with Day, who finished with 27, to bring the Hogs from behind. Mayberry's last three-pointer tied the game at 87-all and Oliver Miller blocked O'Neal's shot at the buzzer to force overtime.

Arkansas blitzed the Tigers, 19-5, in the extra period. Day scored nine points and Mayberry had four during that time. The victory sent Barnhill Arena into a frenzy and the Razorbacks on the way to their first SEC title.

Arkansas 106, LSU 92 (OT) Barnhill Arena • Fayetteville, Ark. • Att.: 9,518

LSU		Tot-FG		3-Pt		Rebounds		PF		TP		A		TO		BLK		S		MIN	
#	Player	FG	FGA	FG	FGA	FT	FTA	OF	DE	Tot	PF	TP	A	TO	BLK	S	MIN				
22	Clarence Ceasar *	6	15	3	8	0	0	2	6	8	5	15	6	2	1	3	37				
24	Vernel Singleton *	6	8	1	1	10	11	5	2	7	5	23	1	2	0	0	37				
33	Shaquille O'Neal *	9	17	0	0	3	5	5	9	14	3	21	0	2	2	0	42				
4	Jamie Brandon *	5	10	2	4	0	0	2	1	3	3	12	8	3	0	0	44				
10	Maurice Williamson *	6	11	4	5	1	2	0	0	0	3	17	4	2	0	2	34				
43	Geert Hammink	0	0	0	0	0	0	0	1	1	0	0	1	1	0	0	3				
25	Paul Marshall	0	2	0	2	0	0	0	0	0	1	0	1	0	0	1	11				
5	Justin Anderson	1	5	1	4	1	2	1	0	1	2	4	2	1	0	0	15				
32	Harold Boudreaux	0	0	0	0	0	0	0	0	0	0	0	0	0	0	0	1				
11	Mike Hansen	0	0	0	0	0	0	2	0	0	0	0	0	1	0	0	1				
TEAM		2		0		0		0		0		0		1		0		0		0	
Totals		33	68	11	24	15	20	17	19	36	22	92	23	14	3	6	225				

FG%	1st Half: 21-35 .571	2nd Half: 12-33 .364	Game: .485	DEADBALL
3-Pt. FG%	1st Half: 7-14 .500	2nd Half: 4-10 .400	Game: .417	REBOUNDS
F Throw%	1st Half: 2-5 .400	2nd Half: 13-15 .867	Game: .750	3

Arkansas		Tot-FG		3-Pt		Rebounds		PF		TP		A		TO		BLK		S		MIN	
#	Player	FG	FGA	FG	FGA	FT	FTA	OF	DE	Tot	PF	TP	A	TO	BLK	S	MIN				
34	Roosevelt Wallace *	4	7	0	0	2	2	2	4	6	0	8	2	2	0	0	15				
3	Warren Linn *	5	9	3	6	0	0	0	1	1	1	13	3	0	0	0	34				
25	Oliver Miller *	4	6	0	1	2	4	3	7	10	4	10	2	2	3	3	43				
10	Todd Day *	7	13	1	4	12	15	3	5	8	3	27	3	3	0	3	41				
11	Lee Mayberry *	12	18	9	12	2	2	1	1	2	0	35	7	2	0	0	42				
35	Isaiah Morris	1	4	0	0	0	0	0	0	0	1	2	0	0	0	0	9				
21	Darrell Hawkins	4	7	0	0	3	3	0	0	0	3	11	0	1	0	0	28				
23	Ken Biley	0	0	0	0	0	0	0	0	0	0	0	1	0	0	0	3				
20	Robert Shepherd	0	0	0	0	0	0	0	0	0	0	0	1	0	0	0	8				
12	Clint McDaniel	0	0	0	0	0	0	0	0	0	0	0	0	1	0	0	2				
TEAM		2		0		0		0		0		0		1		0		0		0	
Totals		37	64	13	23	19	26	11	19	30	12	106	19	11	3	9	225				

FG%	1st Half: 14-29 .483	2nd Half: 23-35 .657	Game: .578	DEADBALL
3-Pt. FG%	1st Half: 6-10 .600	2nd Half: 7-13 .538	Game: .565	REBOUNDS
F Throw%	1st Half: 2-7 .286	2nd Half: 17-19 .895	Game: .731	5

Score by Periods	1st	2nd	OT	Total
LSU	51	36	5	92
Arkansas	36	51	19	106



No. 9 ARKANSAS 94, No. 5 KENTUCKY 92 Jan. 29, 1995, at Fayetteville

Kentucky's second-ever trip to Fayetteville was a highly-anticipated event. CBS moved the game to Super Bowl Sunday to ensure a large audience for the nationally televised event.

By halftime it was obvious another special event was taking place, just as every Arkansas-Kentucky game had been. The Wildcats led by one when Reggie Garrett stunned the visitors with a halfcourt buzzer shot to give Arkansas a 49-47 halftime lead.

Arkansas was tied or led the entire second half until Walter McCarty's short jumper gave Kentucky an 82-80 lead with 5:19 left. From that point on, neither team led by more than four, and there were three ties and three lead changes.

Scotty Thurman, Arkansas' greatest last-second shot maker ever, made sure the crowd went home happy. He drove past UK defenders, pulled up and hit an 18-footer with eight seconds to go to put the Razorbacks in front for good. McDaniel made a baseline steal in the final second and hit a free throw for the final margin.

Thurman and Corliss Williamson combined for 50 points as the Hogs won their fourth straight regular season game over the Wildcats.

Arkansas 94, Kentucky 92 Bud Walton Arena • Fayetteville, Ark. • Att.: 20,298

Kentucky		Tot-FG		3-Pt		Rebounds		PF		TP		A		TO		BLK		S		MIN	
#	Player	FG	FGA	FG	FGA	FT	FTA	OF	DE	Tot	PF	TP	A	TO	BLK	S	MIN				
12	Rodrick Rhodes *	4	13	1	6	2	2	0	3	3	2	11	7	4	0	2	35				
40	Walter McCarty *	7	9	2	3	0	0	2	5	7	4	16	2	0	0	0	24				
10	Andre Riddick *	1	6	0	0	1	3	5	8	4	2	1	1	3	0	24					
00	Tony Delk *	9	15	6	9	7	8	1	2	3	3	31	2	3	0	1	35				
15	Jeff Sheppard *	5	9	2	5	2	2	1	2	3	5	14	2	3	0	0	26				
32	Jared Prickett	1	2	0	0	0	0	0	1	1	2	2	0	1	0	0	9				
25	Anthony Eggs	2	3	2	3	2	2	0	0	0	0	8	4	1	0	1	15				
24	Antoine Walker	1	3	1	1	0	0	0	1	1	1	3	1	2	1	0	12				
41	Mark Pope	1	2	0	0	3	4	1	1	2	4	5	0	0	0	0	16				
3	Chris Harrison	0	1	0	1	0	0	0	0	0	0	1	0	0	0	0	1				
34	Scott Padgett	0	0	0	0	0	0	0	0	0	0	0	0	0	0	0	1				
22	Allen Edwards	0	1	0	1	0	0	0	0	0	0	0	0	0	0	0	2				
TEAM		2		2		4		0		0		0		0		0		0		0	
Totals		31	64	14	29	16	19	10	22	32	26	92	19	15	4	4	200				

FG	1st Half: 15-30 .500	2nd Half: 16-34 .471	Game: .484	DEADBALL
3-Pt. FG	1st Half: 9-16 .563	2nd Half: 5-13 .385	Game: .483	REBOUNDS
F Throw	1st Half: 8-11 .727	2nd Half: 8-8 1.000	Game: .842	2

Arkansas		Tot-FG		3-Pt		Rebounds		PF		TP		A		TO		BLK		S		MIN	
#	Player	FG	FGA	FG	FGA	FT	FTA	OF	DE	Tot	PF	TP	A	TO	BLK	S	MIN				
34	Corliss Williamson *	9	15	0	0	10	13	2	7	9	1	28	3	2	3	2	33				
30	Scotty Thurman *	5	6	4	5	8	8	0	4	4	2	22	2	2	0	1	37				
15	Dwight Stewart *	2	7	2	5	0	0	0	3	3	5	6	2	3	2	0	19				
12	Clint McDaniel *	2	5	1	4	4	6	1	0	1	2	9	4	2	0	2	30				
14	Corey Beck *	2	5	0	1	4	5	2	4	6	4	8	8	4	0	1	36				
23	Reggie Garrett	3	6	1	2	1	1	0	0	0	4	8	0	1	0	0	17				
44	Darnell Robinson	4	8	0	2	0	0	2	2	4	1	8	1	3	1	1	16				
3	Al Dillard	2	4	1	2	0	0	0	0	0	1	5	0	1	0	0	8				
33	Lee Wilson	0	1	0	0	0	0	1	1	2	0	0	0	0	1	0	3				
21	Landis Williams	0	0	0	0	0	0	0	0	0	0	0	0	0	0	0	1				
TEAM		3		4		4		0		0		0		0		0		0		0	
Totals		29	57	9	21	27	33	9	24	33	20	94	20	18	7	7	200				

FG	1st Half: 14-28 .500	2nd Half: 15-29 .517	Game: .509	DEADBALL
3-Pt. FG	1st Half: 7-12 .583	2nd Half: 2-9 .222	Game: .429	REBOUNDS
F Throw	1st Half: 14-16 .875	2nd Half: 13-17 .765	Game: .818	3

Score by Periods	1st	2nd	Total
Kentucky	47	45	92
Arkansas	49	45	94





NCAA LEADERS

NCAA INDIVIDUAL STATISTICAL LEADERS


2020	Mason Jones, 232 free throws made
2020	Mason Jones, 282 free throw attempts
1991	Oliver Miller, 70.4 field goal percentage (254-361)
1976	Sidney Moncrief, 66.5 field goal percentage (149-224) *
1974	Rickey Medlock, 91.6 free throw percentage (87-95)
1961-63	Tommy Boyer, 89.2 career free throw pct. (315-353) **
1963	Tommy Boyer, 44 consecutive free throws **
1963	Tommy Boyer, 91.3 free throw percentage (147-161)
1962	Tommy Boyer, 93.3 free throw percentage (125-134) **

* Set the NCAA record for a freshman; has since been broken
 ** Since broken

NCAA TEAM STATISTICAL LEADERS

2020	.272 three-point field goal percentage defense
2000	6.65 turnover margin
1999	292 three-point field goals made
1995	361 three-point field goals made #
1995	721 assists
1995	3,416 points scored
1995	445 steals
1995	39 games played
1994	91.2 winning percentage (31-3)
1994	301 three-point field goals made
1994	687 assists
1994	20.2 assists per game
1994	91.2 winning percentage (31-3)
1994	17.9-point margin of victory (93.4-75.6)
1992	674 assists
1991	3,783 points scored
1991	467 steals
1989	11.6 steals (372 in 32 games)
1978	54.6 field goal percentage (1,060-1,943)
1977	54.5 field goal percentage (849-1,558)
1962	77.6 free throw percentage (502-647)

Set NCAA record; has since been broken



ARKANSAS 104, No. 2 AUBURN 88

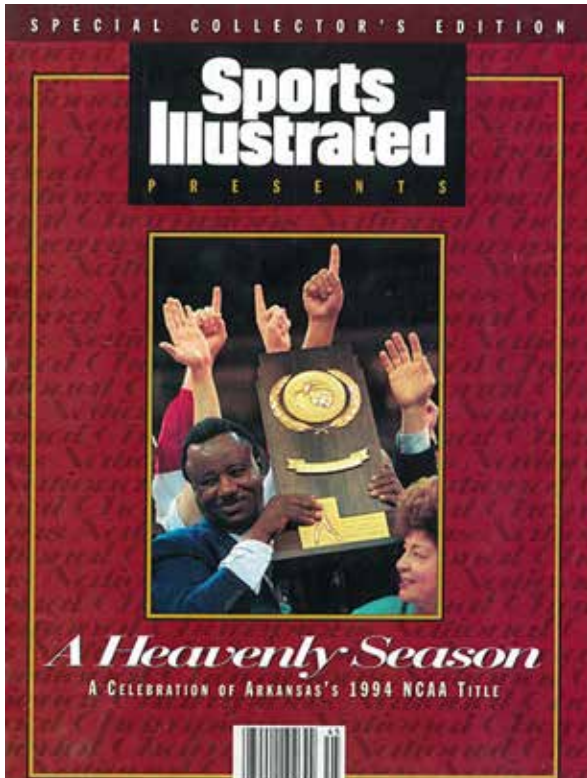
Feb. 24, 1999, at Fayetteville

Auburn hadn't won a SEC championship in 39 years but had already clinched the title and was ranked second nationally with a 25-1 record when the Tigers came to Bud Walton Arena for Arkansas' regular season home finale.

The Razorbacks had stunned fifth-ranked Kentucky four days earlier and believed a win over Auburn would clinch a spot in the NCAA Tournament. It was an emotional evening before the game started. Seniors Derek Hood, Pat Bradley and Kareem Reid, record-setters who persevered through four sometimes-difficult seasons, were introduced to the Bud Walton Arena fans for the final time.

Arkansas' fans created the noisiest environment Coach Nolan Richardson, his players and long-time followers of the program could ever remember. An overflow crowd of 20,298 nearly shook the building with an incredible level of exhortation. Not a player or coach on either side completed an interview without mentioning the crowd.

It was a one-point game with 16:26 left but a rebound basket by Hood spurred the Razorbacks to a 30-10 run that left Auburn in shock. Both teams were quick, but the Tigers must have thought there were more than five Hogs on the floor as the noise pushed Arkansas beyond its highest previous performance level of the campaign.



Arkansas 104, Auburn 88
 Bud Walton Arena • Fayetteville, Ark. • Att.: 20,298

Auburn		Tot-FG		3-Pt		FT		FTA		Rebounds		PF	TP	A	TO	BLK	S	MIN	
#	Player	FG	FGA	FG	FGA	FT	FTA	OF	DE	Tot									
4	Chris Porter *	7	15	1	2	9	10	3	8	11	3	24	1	4	1	1	32		
13	Bryant Smith *	3	8	0	1	5	7	6	1	7	2	11	0	1	0	0	27		
34	Mamadou N'diaye *	4	6	0	0	0	0	4	4	8	3	8	1	1	1	0	26		
10	Scott Pohlman *	5	15	4	8	0	0	4	1	5	3	14	2	0	0	1	32		
50	Doc Robinson *	2	12	1	3	2	3	2	2	4	3	7	3	2	0	1	29		
42	Adrian Chillest	2	3	0	1	0	1	0	0	0	1	4	2	0	0	0	13		
3	Reggie Sharp	0	5	0	2	0	0	1	3	4	1	0	2	2	0	0	11		
23	Daymeon Fishback	5	6	3	3	0	0	2	2	4	2	13	1	1	0	0	16		
12	Jay Heard	1	6	1	4	0	0	1	0	1	3	3	0	2	0	1	6		
31	Mack McGadney	2	5	0	3	0	0	0	0	0	5	4	0	0	0	0	5		
45	Adrian Person	0	2	0	2	0	0	0	1	1	0	0	0	0	0	0	2		
TEAM																			
Totals		31	83	10	29	16	21	27	23	50	26	88	13	13	2	4	200		

FG%	1st Half: 13-37 .351	2nd Half: 18-46 .391	Game: .373	DEADBALL
3-Pt. FG%	1st Half: 6-13 .462	2nd Half: 4-16 .250	Game: .345	REBOUNDS
F Throw%	1st Half: 8-12 .667	2nd Half: 8-9 .889	Game: .762	1

Arkansas		Tot-FG		3-Pt		FT		FTA		Rebounds		PF	TP	A	TO	BLK	S	MIN	
#	Player	FG	FGA	FG	FGA	FT	FTA	OF	DE	Tot									
15	Chris Jefferies *	4	7	0	1	1	2	1	2	3	3	9	1	0	2	0	20		
41	Chris Walker *	6	11	5	7	4	6	3	4	7	1	21	2	3	0	0	32		
55	Derek Hood *	9	11	0	0	0	1	6	7	13	3	18	6	1	2	0	26		
12	Kareem Reid *	2	11	0	6	6	6	2	1	3	3	10	1	0	3	29			
22	Pat Bradley *	7	11	5	7	4	6	0	2	2	3	23	1	2	0	0	26		
5	T.J. Cleveland	1	4	0	3	1	2	1	5	6	2	3	2	2	0	1	22		
13	Brandon Dean	4	7	1	1	0	0	1	2	3	2	9	0	1	0	3	13		
23	Teddy Gipson	1	5	0	2	2	2	1	1	2	0	4	4	1	0	1	15		
52	Jason Jennings	0	0	0	0	2	4	0	3	3	2	2	0	0	0	0	5		
54	Joe Dean Davenport	0	0	0	0	2	2	1	0	1	0	2	0	0	2	0	8		
24	Lance Keeling	0	1	0	1	0	0	1	0	1	0	0	1	1	0	0	2		
4	Jason Gilbert	1	2	1	2	0	0	0	0	0	0	3	0	0	0	0	2		
TEAM																			
Totals		35	70	12	30	22	31	17	29	46	19	104	27	12	6	8	200		

FG%	1st Half: 14-33 .424	2nd Half: 21-37 .568	Game: .500	DEADBALL
3-Pt. FG%	1st Half: 7-14 .500	2nd Half: 5-16 .313	Game: .400	REBOUNDS
F Throw%	1st Half: 9-12 .750	2nd Half: 13-19 .684	Game: .710	4

Score by Periods	1st	2nd	Total
Auburn	40	48	88
Arkansas	44	60	104





ARKANSAS 80, No. 1 AUBURN 76 (OT) February 8, 2022 at Fayetteville

Bud Walton Arena had never hosted the No. 1 team in the nation and had never had a bigger crowd until the Razorbacks beat top-ranked Auburn 80-76 in overtime in front of an arena record 20,327.

Down one with 2:39 left in overtime, Jaylin Williams and JD Notae made seven straight free throws to give the Razorbacks a lead it would not relinquish.

The game featured 15 ties and 17 lead changes.

The last lead change came when Auburn led, 70-69, with 2:39 left in overtime. From that point, Williams made two free throws, Notae made two free throws and Williams finished the 7-0 run with three free throws to put the Hogs up six, 76-70.

Auburn battled back as Jabari Smith sank a 3-pointer with 36 ticks left to cut the Tiger deficit to three (76-73). After two free throws by Chris Lykes, Smith drilled another 3-pointer to get the Tigers to within two with 19 seconds remaining. Au'Diese Toney went 1-of-2 at the line but Williams grabbed an offensive rebound on the miss. Notae was fouled with 12 seconds to go for a 4-point Razorback lead. Auburn missed a jumper on the ensuing possession and Williams grabbed the defensive rebound to seal the win.

Arkansas 80, Auburn 76 (OT) Bud Walton Arena • Fayetteville, Ark. • Att.: 20,327

#	Player	Tot-FG		3-Pt		FTA	Rebounds			PF	TP	A	TO	BLK	S	MIN	
		FG	FGA	FG	FGA		OF	DE	Tot								
10	Jabari Smith *	6	16	3	8	5	0	9	9	4	20	0	2	0	1	32:26	
13	Walker Kessler *	6	11	2	5	2	6	8	11	19	5	16	0	2	7	0	33:17
0	K.D. Johnson *	1	7	0	1	0	2	0	2	2	4	2	1	3	0	2	33:06
1	Wendell Green Jr. *	9	21	1	7	0	1	1	3	4	4	19	5	7	0	2	38:21
22	Allen Flanigan *	2	5	1	3	1	2	1	3	4	4	6	0	3	0	0	28:08
35	Devan Cambridge	2	8	1	5	0	1	5	4	9	3	5	0	1	1	0	26:58
44	Dylan Cambridge	3	4	0	1	0	0	3	1	4	1	6	0	0	1	0	10:40
2	Jaylin Williams	1	7	0	2	0	0	1	1	2	1	2	1	0	0	0	13:37
5	Chris Moore	0	1	0	0	0	0	2	0	2	2	0	1	1	0	0	8:27
TEAM							3	2	5								
Totals		30	80	8	32	8	17	26	36	60	28	76	8	19	9	5	225

FG% 1st Half: 9-34 .265 2nd Half: 17-36 .472 OT: 4-10 .400 Game: .375 DEADBALL REBOUNDS 4, 0
3-Pt. FG% 1st Half: 2-12 .167 2nd Half: 4-16 .250 OT: 2-4 .500 Game: .250
F Throw% 1st Half: 5-7 .714 2nd Half: 3-7 .429 OT: 0-3 .000 Game: .471

#	Player	Tot-FG		3-Pt		FTA	Rebounds			PF	TP	A	TO	BLK	S	MIN	
		FG	FGA	FG	FGA		OF	DE	Tot								
3	Trey Wade *	0	2	0	0	0	0	1	1	1	0	0	0	0	0	6:14	
10	Jaylin Williams *	3	9	1	3	6	7	1	10	11	4	13	2	2	0	2	36:39
0	Stanley Umude *	3	9	2	7	1	2	1	3	4	2	9	2	2	0	1	39:19
1	JD Notae *	7	20	3	9	11	14	2	3	5	2	28	3	1	4	3	41:24
5	Au'Diese Toney *	5	11	0	2	4	5	5	5	10	3	14	0	3	0	0	40:38
11	Chris Lykes	1	7	0	3	4	4	0	4	4	1	6	2	0	0	0	16:46
20	Kamani Johnson	0	1	0	0	0	0	0	2	2	1	0	1	1	0	0	12:22
4	Davonte Davis	4	8	2	3	0	0	1	3	4	3	10	0	2	0	5	31:38
TEAM							1	0	1								
Totals		23	67	8	27	26	32	11	31	42	17	80	10	11	5	11	225

FG% 1st Half: 9-29 .310 2nd Half: 13-34 .382 OT: 1-4 .250 Game: .343 DEADBALL REBOUNDS 3, 0
3-Pt. FG% 1st Half: 4-13 .208 2nd Half: 3-11 .273 OT: 1-3 .333 Game: .296
F Throw% 1st Half: 6-7 .857 2nd Half: 9-11 .818 OT: 11-14 .786 Game: .813

Score by Periods	1st	2nd	OT	Total
Auburn	25	41	10	76
Arkansas	28	38	14	80



No. 17 ARKANSAS 74, No. 1 GONZAGA 68 Mar. 24, 2022, at San Francisco, Calif.

The Arkansas Razorbacks reached the Elite 8 for the second straight year with a 74-68 win over top-ranked and NCAA overall #1 seed Gonzaga in the Sweet 16 of the West Regional, played at Chase Center, home of the Golden State Warriors.

Arkansas, thanks to a win over AP #1 Auburn earlier in the season, became the first men's college basketball team to beat two different No. 1 teams from the AP poll in the same season since 1992-93.

Arkansas' defensive effort was the difference against the Bulldogs, holding the nation's best scoring offense (87.8 ppg) and best shooting offense (52.6%) to just 68 points on 37.5% shooting. After enduring a four-minute scoring drought midway through the first half, the Razorbacks responded with a 9-0 run to take the lead and finished the half on a 13-2 run to take a 32-29 lead into the locker rooms. The late half run was fueled by forcing four Gonzaga turnovers and holding the Zags to just 1-of-7 from the field over the final 6:29.

Gonzaga quickly he drew even to open the second half but again the Razorbacks answered with a run again fueled by defense. Arkansas held the Bulldogs without a field goal for nearly five minutes to help build an eight-point lead.

Nursing a five-point lead with just eight seconds left, Au'Diese Toney's block of a Drew Timme shot was the final momentum swing the Hogs needed. Toney put an exclamation point on the victory with a dunk with one second remaining to keep the Hogs dancing.

Arkansas 74, Gonzaga 68 Chase Center • San Francisco, Calif. • Att.: 17,514

#	Player	Tot-FG		3-Pt		FTA	Rebounds			PF	TP	A	TO	BLK	S	MIN	
		FG	FGA	FG	FGA		OF	DE	Tot								
3	Trey Wade *	6	10	3	4	0	0	7	7	3	15	1	0	1	1	33:51	
10	Jaylin Williams *	5	12	2	5	3	5	1	11	12	4	15	3	0	1	0	36:06
0	Stanley Umude *	3	5	0	1	0	0	2	2	4	6	1	2	0	0	0	20:23
1	JD Notae *	9	29	2	12	1	2	2	4	6	2	21	6	5	2	3	37:38
5	Au'Diese Toney *	4	8	0	1	1	3	4	3	7	2	9	0	0	0	1	39:27
20	Kamani Johnson	0	1	0	0	0	0	0	0	0	0	2	0	0	0	0	3:11
4	Davonte Davis	2	7	0	2	2	2	0	3	3	2	6	2	1	0	1	25:11
11	Chris Lykes	0	0	0	0	2	2	0	0	0	1	2	0	0	0	0	4:13
TEAM							3	2	5								
Totals		29	72	7	25	9	14	10	32	42	20	74	13	8	6	6	200

FG 1st Half: 15-40 .375 2nd Half: 14-32 .438 Game: .403 DEADBALL REBOUNDS 3, 0
3-Pt. FG 1st Half: 2-12 .167 2nd Half: 5-13 .385 Game: .280
F Throw 1st Half: 0-2 .000 2nd Half: 9-12 .750 Game: .643

#	Player	Tot-FG		3-Pt		FTA	Rebounds			PF	TP	A	TO	BLK	S	MIN	
		FG	FGA	FG	FGA		OF	DE	Tot								
2	Drew Timme *	9	19	0	1	7	8	3	4	7	2	25	3	5	0	0	37:13
34	Chet Holmgren *	5	9	1	3	0	2	3	11	14	5	11	1	1	2	0	23:24
0	Julian Strawther *	3	9	1	5	5	6	1	2	3	1	12	0	0	0	0	33:10
3	Andrew Nembhard *	2	11	1	3	2	2	0	7	7	1	7	3	5	0	3	40:00
45	Rasir Bolton *	3	10	2	7	0	0	0	2	2	4	8	1	1	0	0	29:06
22	Anton Watson	0	2	0	0	1	2	1	7	8	1	1	0	1	0	1	17:05
10	Hunter Sallis	1	1	0	0	0	0	0	0	0	0	2	0	0	0	1	7:00
TEAM							2	1	3								
Totals		31	64	14	29	16	19	10	22	32	26	92	19	15	4	4	200

FG 1st Half: 12-34 .353 2nd Half: 12-30 .400 Game: .375 DEADBALL REBOUNDS 2, 1
3-Pt. FG 1st Half: 3-13 .231 2nd Half: 2-8 .250 Game: .238
F Throw 1st Half: 2-3 .667 2nd Half: 13-17 .765 Game: .750

Score by Periods	1st	2nd	Total
Arkansas	32	42	74
Gonzaga	29	39	68



ARKANSAS TAKES DOWN AP #1 TWICE IN 2021-22

Arkansas defeated #1 Auburn in February and #1 Gonzaga in the Sweet 16

- Arkansas became the first team to ever beat an AP #1 team in the regular season (vs Auburn on Feb 8) and defeat the AP #1 (overall #1 NCAA Tournament seed Gonzaga) in the NCAA Tournament (ESPN Stats).
- Also, no men's college basketball team had beaten two different No. 1 teams from the AP poll in the same season since 1992-93 when Georgia Tech beat Duke and North Carolina in the same season, until the Razorbacks added No. 1 Gonzaga to the win column alongside a victory over No. 1 Auburn from the regular season.
- With the two wins over AP #1 in 2021-22, Arkansas is now 3-11 versus AP #1 in program history. The Hogs other victory was versus #1 North Carolina in Pine Bluff in 1984.

AUBURN GAME:

- Bud Walton Arena had never hosted the #1 team in the nation. NOTE: Barnhill Arensa hosted two #1 teams, including
 - #1 Houston beat #5 Arkansas, 74-66, on Mar. 3, 1983
 - #1 UNLV beat #2 Arkansas, 112-105, on Feb. 10, 1991
- The crowd of 20,327 was a Bud Walton Arena record.


GONZAGA GAME:

- Arkansas got its first win over AP #1 in the NCAA Tournament. Previous losses came to North Carolina (2008 2nd Rd), UMass (1996 Sweet 16), UCLA (1995 NCAA Championship Game), Indiana State (1979 Elite 8) and Kentucky (1978 Final Four).
- Arkansas became the 16th #4 seed to defeat a #1 seed in the Sweet 16 and the first since Michigan State beat Virginia in 2014 (NCAA).






JOHN ADAMS
1941 - Helms - 1st
CON - 2nd



TOMMY BOYER
1963 - UPI, CON - HM



RON BREWER
1977 - Helms
1978 - CON, USBWA, WA, Helms - 1st
AP - 2nd
BW - 3rd



RONNIE BREWER
2006 - BT - 3rd
AP, Cl.com - HM




JERRY CARLTON
1961 - CON - HM
1962 - CON - HM



TODD DAY
1990 - BT - 3rd
1991 - WA - 1st
AP - 2nd
BT, NABC, BW - 3rd
1992 - WA - 1st
NABC, TSN, BW - 2nd
AP & UPI - 3rd




MARVIN DELPH
1977 - AP, TSN - HM
1978 - CON - 2nd



BILL FLYNT
1946 - Helms - 2nd




DANIEL GAFFORD
2019 - AP - HM



FRED GRIM
1958 - AP - HM



SCOTT HASTINGS
1981 - Helms - 1st
1982 - Helms - 1st



JOE JOHNSON
2001 - AP - HM



MASON JONES
2020 - AP - HM



GEORGE KOK
1946 - SN - 2nd
1948 - AP - 3rd



GENE LAMBERT
1929 - Helms - 1st



LEE MAYBERRY
1992 - AP, BT, NABC 3rd



SIDNEY MONCRIEF
1977 - AP, TSN - HM
1978 - WA - 1st
UPI 2nd
AP, NABC - 3rd
1979 - AP, CON, NABC, USBWA,
WA, Helms - 1st
TSN, UPI - 2nd




MOSES MOODY
2021 - NCAA - 2nd
AP - HM



JD NOTAE
2022 - AP, TSN, NCAA, 68 - 3rd
USBWA, CH - HM



TOM PICKELL
1929 - CHM



IKE POOLE
1936 - Helms - 1st
CON - 2nd





BOBBY PORTIS
2015 - AP, USBWA - 2nd
TSN - 3rd




CLYDE RHODEN
1960 - CON - HM




JACK ROBBINS
1938 - NEA - 3rd



ALVIN ROBERTSON
1984 - UPI- 2nd
AP - 3rd




GLEN ROSE
1928 - Helms - 1st
**1978 NABC
GOLDEN ANNIVERSARY
AWARD**



WEAR SCHOONOVER
1930 - CHM - 2nd




JAMES "DOC" SEXTON
1932 - CHM - 3rd
1931 - CHM - 3rd




MARTIN TERRY
1973 - Helms Foundation




SCOTTY THURMAN
1994 - AP - HM
1995 - BT - 3rd
AP - HM



DARRELL WALKER
1983 - Helms - 1st
AP, CON, UPI - 2nd



CORLISS WILLIAMSON
1994 - WA 1st
AP, NABC, UPI,
USBWA, BW - 2nd
BT 3rd
1995 - TSN, WA, BW - 1st
AP, NABC, UPI,
USBWA - 2nd



CLAYTON WYNNE
1943 - Pic - 3rd

FRESHMEN ALL-AMERICANS



PATRICK BEVERLEY
2007 CI.com - 1st
BT - 2nd
Rivals, CH.net - 3rd



RONNIE BREWER
2004 Rivals.com - 2nd
CBN - 3rd



COURTNEY FORTSON
2009 CH.net - 3rd



JOE JOHNSON
2000 BT - 2nd



MOSES MOODY
2021 BT, CI - 1st




MARSHAWN POWELL
2010 Rivals - 3rd

LEGEND


AP - Associated Press
BT - *Basketball Times*
CON - Converse Yearbook
CH.net - CollegeHoops.net
CI.com - CollegeInsider.com
NABC - National Association of Basketball Coaches
Pic - Pic Magazine
UPI - United Press International
WA - Wooden Award
CH - College Hoops Today

NCAA - Andy Katz/NCAA.org
BW - *Basketball Weekly*
CBN - College Basketball News
CHM - College Humor Magazine
Helms - Helms Foundation
NEA - Newspaper Enterprises Association
TSN - The Sporting News
USBWA - United States Basketball Writers Association
68 - Fieldof68.com

Note: **AP** (1948-Present) and **UPI** (1949-96) selected only a first team until 1951;
Helms Foundation (1905-83) selected only a first team;
NABC selected only a first team until 1948;
USBWA (United States Basketball Writers Association) selected a 10-player first team from 1957-83, five-player first and second teams from 1984-97 and added a third team in 1998



SCOTTY THURMAN
1993 TSN - 1st



CORLISS WILLIAMSON
1993 TSN - 1st





SCOTTY THURMAN is the only player in program history to earn first team All-SEC honors three times.

	Corliss Williamson	1st	1st
1993	Scotty Thurman	1st	2nd
	Darrell Hawkins	2nd	3rd
	Corliss Williamson	2nd	-
1992	Todd Day	1st *	1st
	Lee Mayberry	1st *	1st
	Oliver Miller	-	3rd

* One, 11-man team for 1992 season.

SEC SIXTH MAN OF THE YEAR

2021	JD Notae
2006	Eric Ferguson

SEC PRESEASON PLAYER OF THE YEAR

2016	Moses Kingsley
2005	Ronnie Brewer
2001	Joe Johnson

SEC ALL-FRESHMAN SELECTIONS

2021	Moses Moody
2019	Isaiah Joe
2018	Daniel Gafford
2015	Anton Beard
2014	Bobby Portis
2012	BJ Young
2010	Marshawn Powell
2009	Courtney Fortson
2007	Patrick Beverley
2005	Darian Townes
2004	Ronnie Brewer
	Olu Famutimi
2003	Jonathon Modica
2000	Joe Johnson
1997	Glendon Alexander
1996	Kareem Reid
1994	Darnell Robinson
1993	Scotty Thurman
	Corliss Williamson

SEC PLAYER OF THE YEAR (Coaches)

2015	Bobby Portis
1995	Corliss Williamson
1994	Corliss Williamson

SEC PLAYER OF THE YEAR (AP)

2020	Mason Jones (co)
2015	Bobby Portis
1995	Corliss Williamson
1994	Corliss Williamson

SEC NEWCOMER PLAYER OF THE YEAR (AP)

2021	Moses Moody
2007	Patrick Beverley
2000	Joe Johnson

SEC FRESHMAN OF THE YEAR (Coaches)

2021	Moses Moddy
2007	Patrick Beverley

SEC DEFENSIVE PLAYER OF THE YEAR

2007	Steven Hill
------	-------------

SEC ALL-DEFENSIVE TEAM

(Selected in '91 and '92; and started again in '08)

2022	Jaylin Williams
2019	Daniel Gafford
2017	Moses Kingsley
2016	Moses Kingsley
2011	Delvon Johnson
2008	Steven Hill
1992	Lee Mayberry

SEC PLAYERS OF THE WEEK

2021-22	Jaylin Williams	Jan. 24
	Jaylin Williams	Feb. 21
	Jd Notae ^	Feb. 28
2019-20	Mason Jones #	Nov. 11
	Mason Jones #	Dec. 16
	Isaiah Joe	Dec. 30
	Mason Jones #	Feb. 3
	Mason Jones #	Mar. 2
2018-19	Daniel Gafford	Nov. 19
	Isaiah Joe *	Dec. 3
	Daniel Gafford	Mar. 11
2014718	Daryl Macon	Dec. 18
	Daryl Macon	Jan. 1
	Daryl Macon	Jan. 29
2016-17	Daryl Macon	Feb. 20
2015-16	Anthlon Bell	Jan. 11
	Moses Kingsley	Feb. 1
2014-15	Michael Qualls	Dec. 1
	Bobby Portis	Jan. 12
	Bobby Portis	Feb. 16
2012-13	BJ Young	Dec. 31
	Marshawn Powell	Feb. 18
2010-11	Rotnei Clarke	Jan. 31
	Rotnei Clarke	Feb. 28
2009-10	Rotnei Clarke	Nov. 16
	Courtney Fortson	Feb. 8
2008-09	Michael Washington	Nov. 17
	Courtney Fortson *	Dec. 15
	Michael Washington	Jan. 5
2007-08	Sonny Weems	Feb. 4
2006-07	Gary Ervin	Jan. 8
	Gary Ervin	Mar. 5
2005-06	Jonathon Modica	Feb. 6
2004-05	Jonathon Modica	Feb. 14
2001-02	Jannero Pargo	Dec. 23
	Jannero Pargo	Jan. 28
2000-01	Jannero Pargo	Jan. 22
1997-98	Kareem Reid	Dec. 15
1994-95	Corliss Williamson	Feb. 13
	Scotty Thurman	Feb. 20
1993-94	Scotty Thurman	Feb. 7
	Scotty Thurman	Feb. 21
	Corliss Williamson	Feb. 28
1991-92	Todd Day	Jan. 13
	Todd Day	Mar. 2

* - won Player of the Week as a Freshman

- 1 of 3 SEC to be 4-time honoree in a season

^ - Also named National Player of the Week



MOSES KINGSLEY is the only Razorback to be named All-SEC and SEC All-Defensive team twice.

ALL-SEC

		Coach	AP
2022	JD Noate	1st	1st
	Jaylin Williams	1st	2nd
2021	Moses Moody	1st	1st
2020	Mason Jones	1st	1st
2019	Daniel Gafford	1st	1st
2018	Jaylen Barford	1st	2nd
	Daryl Macon	2nd	1st
2017	Moses Kingsley	2nd	2nd
2016	Moses Kingsley	2nd	2nd
2015	Bobby Portis	1st	1st
	Michael Qualls	2nd	2nd
2014	Bobby Portis	2nd	-
2013	BJ Young	2nd	HM
	Marshawn Powell	2nd	HM
2012	BJ Young	2nd	HM
2011	Rotnei Clarke	2nd	HM
2010	Courtney Fortson	2nd	HM
2009	Mike Washington	2nd	2nd
2008	Sonny Weems	1st	2nd
2007	Patrick Beverley	2nd	-
2006	Ronnie Brewer	1st	1st
	Jonathon Modica	2nd	HM
2005	Ronnie Brewer	1st	2nd
2004	Jonathon Modica	2nd	-
2002	Jannero Pargo	3rd	3rd
2001	Joe Johnson	2nd	3rd
	Jannero Pargo	3rd	3rd
2000	Joe Johnson	3rd	2nd
1999	Derek Hood	2nd	2nd
1998	Nick Davis	2nd	1st
	Pat Bradley	2nd	2nd
1997	Pat Bradley	3rd	3rd
	Derek Hood	3rd	3rd
1995	Scotty Thurman	1st	1st
	Corliss Williamson	1st	1st
	Corey Beck	-	3rd
	Clint McDaniel	-	3rd
1994	Scotty Thurman	1st	1st





BOBBY PORTIS became the first player in program history with 1,000 points and 500 rebounds as a sophomore. He was consensus SEC Playeyr of the Year and USBWA District Player of the Year in 2015.

SEC FRESHMAN POW (Beginning in 2007)

2020-21	Moses Moody	Dec. 7
	Moses Moody	Mar. 1
	Moses Moody	Mar. 8
2017-18	Daniel Gafford	Dec. 11
	Daniel Gafford	Jan. 22
	Daniel Gafford	Feb. 19
2014-15	Anton Beard	Feb. 23
2012-13	Bobby Portis	Dec. 9
	Bobby Portis	Jan. 6
	Bobby Portis	Feb. 10
2011-12	BJ Young	Jan. 9
2009-10	Marshawn Powell	Feb. 1
2008-09	Courtney Fortson	Dec. 22
2006-07	Patrick Beverley	Nov. 13
	Patrick Beverley	Nov. 27
	Patrick Beverley	Feb. 19

SEC COMMUNITY SERVICE TEAM

2022	JD Notae
2021	Moses Moody
2020	Adrio Bailey
2019	Adrio Bailey
2018	Trey Thompson
2017	Moses Kingsley
2016	Keaton Miles
2015	Moses Kingsley
2014	Kikko Haydar
2013	Kikko Haydar
2012	Michael Sanchez
2011	Marcus Britt
2010	Rotnei Clarke
2009	Michael Sanchez
2008	Darian Townes
2007	Sean McCurdy
2006	Dontell Jefferson
2005	Steven Hill
2004	Billy Pharis
2003	Blake Eddins
2002	Blake Eddins
2001	Brandon Davis

- 2000 Brandon Davis
- 1999 Pat Bradley

SEC WINTER ACADEMIC HONOR ROLL

(1st = First-Year SEC Academic Honor Roll)

- 2022 Davonte Davis • Jaylin Williams
Lawson Blake (1st) • Chance Moore (1st)
- 2021 Abayomi Iyiola • Emeka Obukwelu
Desi Sills • Connor Vanover
Davonte Davis (1st) • Bryson Morehead (1st)
Khalen Robinson (1st) • Jaylin Williams (1st)
- 2020 Ty Stevens
Abayomi Iyiola (1st) • Jimmy Whitt Jr. (1st)
Connor Vanover (1st)
- 2019 Jonathan Holmes • Gabe Osabuohien
- 2018 Trey Thompson
- 2017 Robert Glasper (1st) • Jonathan Holmes (1st)
Moses Kingsley • Manuale Watkins
- 2016 Anthon Bell • Moses Kingsley
Trey Thompson, • Manuale Watkins
Lorenzo Jenkins (1st) • Dustin Thomas (1st)
Jimmy Whitt Jr. (1st)
- 2015 Nick Babb • Dusty Hannahs,
Moses Kingsley • Bobby Portis
Trey Thompson • Manuale Watkins
- 2014 Kikko Haydar • Moses Kingsley (1st)
Bobby Portis (1st) • Manuale Watkins (1st)
- 2013 Kikko Haydar • Charlie Henderson (1st)
- 2012 Kikko Haydar • Rickey Scott
- 2011 Kikko Haydar (1st) • Jeff Peterson (1st)
Rickey Scott (1st)
- 2010 Stephen Cox
- 2009 Stephen Cox • John Paul Noland (1st)
Michael Sanchez (1st)
- 2008 Stephen Cox-- (1st) • Steven Hill
- 2007 Sean McCurdy
- 2006 Preston Cranford • Steven Hill
Sean McCurdy (1st)
- 2005 Preston Cranford • Steven Hill (1st)
- 2004 Preston Cranford (1st) • Billy Pharis (1st)
- 2003 Eric Ferguson (1st)
- 2001 Dionisio Gomez
- 1999 Lance Keeling
- 1995 Scotty Thurman
- 1994 John Engskov (1st) • Dwight Stewart
Scotty Thurman



MASON JONES led the SEC in scoring in 2019-20 and was named consensus first team All-SEC, the AP SEC co-Player of the Year. He also earned SEC Player of the Week honors four times that season, eing just 1 of 3 players to ever do so.



JAYLIN WILLIAMS was named All-SEC and selected to the SEC All-Defensive team. He led the NCAA by taking 54 charges in 2021-22 while grabbing 16 double-doubles and ranking second in the SEC in rebounding.





The honors below are from available records

All-SWC (Only 1st Team Awarded)

PLAYER OF THE YEAR

- 1991 Todd Day (AP)
Oliver Miller (Coaches)
- 1990 Lee Mayberry (co)
- 1979 Sidney Moncrief
- 1978 Ron Brewer
- 1973 Martin Terry

DEFENSIVE PLAYER OF THE YEAR

- 1989 Keith Wilson

NEWCOMER OF THE YEAR

- 1989 Todd Day

ALL-NEWCOMER TEAM

- 1989 Todd Day, Lenzie Howell
Lee Mayberry

TOURNAMENT MVP

- 1991 Oliver Miller
- 1990 Todd Day
- 1989 Lenzie Howell
- 1985 Joe Kleine
- 1982 Alvin Robertson
- 1979 Sidney Moncrief
- 1977 Ron Brewer

ALL DECADE TEAM

- Joe Kleine (1980's)
- Alvin Robertson (1980's)


1991	Todd Day	1961	Jerry Carlton	1936	Elwin Gilliland
	Lee Mayberry		Clyde Rhoden		Jim Lee Howell
	Oliver Miller		Pat Foster		Ike Poole
1990	Todd Day	1960	Clyde Rhoden	1935	Taft Moody
	Lee Mayberry	1958	Fred Grim		Ike Poole
1989	Keith Wilson	1956	Jerald Barnett	1934	Taft Moody
1988	Ron Huery		Manuel Whitley	1933	Tom Murphy
1985	Joe Kleine	1951	D.L. Miller	1932	Tom Murphy
1984	Joe Kleine	1950	Jim Cathcart		James "Doc" Sexton
	Alvin Robertson	1949	Kenneth Kearns	1931	Milan Creighton
1983	Darrell Walker	1948	George Kok	1930	Wear Schoonover
1982	Scott Hastings	1947	Alvin Williams		Milan Creighton
1981	Scott Hastings	1946	George Kok		Roy Prewitt
1980	Scott Hastings	1945	George Kok	1929	Tom Pickell
1979	Sidney Moncrief	1944	Deno Nichols		Gene Lambert Sr.
1978	Ron Brewer		Billy Flynt		Wear Schoonover
	Marvin Delph	1943	Gordon Carpenter	1928	Glen Rose
	Sidney Moncrief		Clayton Wynne		Tom Pickell
1977	Ron Brewer	1942	R.C. Pitts		Gene Lambert Sr.
	Marvin Delph	1941	Johnny Adams		Wear Schoonover
	Sidney Moncrief		John Frieberger	1927	Glen Rose
1975	Kent Allison		Howard Hickey		Harold Steele
	Robert Birden	1940	Howard Hickey		Tom Pickell
1974	Dean Tolson	1939	Johnny Adams	1926	Rolla Adams
1973	Martin Terry	1938	Don Lockard		Elbert Pickell
1972	Martin Terry		Jack Robbins		Glen Rose
1963	Tommy Boyer	1937	Don Lockard		Curtis Parker
1962	Jerry Carlton		Jack Robbins	1925	Rolla Adams
	Tommy Boyer				



MARTIN TERRY, 1972 and 1973 All-SWC.



JOE KLIENE, 1984 and 1985 All-SWC.



ALVIN ROBERTSON, 1984 All-SWC.

NATIONAL ASSOCIATION OF BASKETBALL COACHES (NABC) ALL-DISTRICT

2022	JD Notae	2nd
	Jaylin Williams	2nd
2021	Moses Moody	1st
2020	Mason Jones	1st
2019	Daniel Gafford	2nd
2018	Jaylen Barford	1st
	Daryl Macon	2nd
2017	Moses Kingsley	2nd
2015	Bobby Portis	1st
	Michael Qualls	2nd
2013	Marshawn Powell	2nd
2009	Michael Washington	2nd
2008	Sonny Weems	2nd
2007	Patrick Beverley	2nd
2006	Ronnie Brewer	1st
2005	Ronnie Brewer	1st
2002	Jannero Pargo	1st
2001	Joe Johnson	1st
1999	Derek Hood	2nd
	Kareem Reid	2nd
1998	Kareem Reid	2nd
1997	Kareem Reid	2nd
1995	Corliss Williamson	1st
	Scotty Thurman	2nd
1994	Scotty Thurman	1st
	Corliss Williamson	1st
1993	Scotty Thurman	2nd
1992	Todd Day	1st
	Lee Mayberry	2nd
	Oliver Miller	2nd
1991	Todd Day	1st
	Lee Mayberry	1st
	Oliver Miller	1st
1990	Todd Day	1st
	Lenzie Howell	1st
	Lee Mayberry	1st
	Oliver Miller	1st
1988	Andrew Lang	1st
1985	Charles Ballentine	1st
	Joe Kleine	1st
1984	Alvin Robertson	1st
	Joe Kleine	2nd
1983	Darrell Walker	1st
1982	Scott Hastings	1st
1981	Scott Hastings	1st
	U.S. Reed	1st
1980	U.S. Reed	1st
	Scott Hastings	2nd
1979	Sidney Moncrief	1st
1978	Ron Brewer	1st
	Marvin Delph	1st
	Sidney Moncrief	1st
1977	Ron Brewer	1st
	Marvin Delph	1st
	Sidney Moncrief	1st
1976	Marvin Delph	3rd
	Daryll Saulsberry	3rd
1975	Kent Allison	1st
	Rickey Medlock	3rd
1974	Dean Tolson	2nd
1973	Martin Terry	1st
	Dean Tolson	3rd
1972	Martin Terry	3rd
1968	James Eldridge	3rd
1967	Tommy Rowland	2nd
1966	Ricky Sugg	2nd
1965	Ricky Sugg	3rd
1964	Jim Magness	2nd
1963	Tommy Boyer	2nd
1962	Jerry Carlton	1st
	Tommy Boyer	2nd
1960	Clyde Rhoden	1st
1958	Fred Grim	1st

1957	Terry Day
1956	Jerald Barnett
1955	Buddy Smith
1954	Jerald Barnett
1953	Gene Lambert
1950	Robert Ambler
	James Cathcart

UNITED STATES BASKETBALL WRITERS ASSOCIATION (USBWA) ALL-DISTRICT VII

2022	JD Notae
	Jaylin Williams
2021	Moses Moody
2020	Isaiah Joe
	Mason Jones
2019	Daniel Gafford
	Isaiah Joe
2018	Jaylen Barford
	Daryl Macon
2017	Moses Kingsley
2016	Moses Kingsley
2015	Bobby Portis
	Michael Qualls
2014	Bobby Portis
2013	Marshawn Powell
	BJ Young
2012	BJ Young
2011	Rotnei Clarke
2010	Rotnei Clarke
2009	Michael Washington
2008	Sonny Weems
2007	Patrick Beverley
2006	Ronnie Brewer
2005	Ronnie Brewer
2004	Jonathon Modica

USBWA DISTRICT PLAYER OF THE YEAR

2022	JD Notae
2015	Bobby Portis



JD NOTAE was a third team All-America and joined Bobby Portis as the school's only USBWA District Players of the Year.

ALL-TOURNAMENT

FINAL FOUR ALL-TOURNAMENT TEAM

- 1995 Clint McDaniel
Corliss Williamson
- 1994 Corey Beck
Scotty Thurman
Corliss Williamson - MVP
- 1978 Ron Brewer

Final Four All-Tournament teams started in 1952

NCAA TOURNAMENT ALL-REGIONAL

MIDWEST

- 1995 Scotty Thurman
Corliss Williamson - MVP
- 1994 Clint McDaniel
Scotty Thurman
Corliss Williamson
- 1990 Lenzie Howell - MVP
Lee Mayberry
Oliver Miller
- 1991 Todd Day
Oliver Miller
- 1979 Sidney Moncrief
Steve Schall

SOUTH

- 2021 Jalen Tate

MIDEAST

- 1983 Darrell Walker

WEST

- 1978 Ron Brewer - MVP
Marvin Delph
Sidney Moncrief
- 2022 JD Notae
Jaylin Williams

SEC TOURNAMENT

- 2017 Daryl Macon
- 2015 Michael Qualls
- 2008 Charles Thomas
Darian Townes
- 2007 Sonny Weems
- 2001 Joe Johnson
- 2000 Brandon Dean - MVP
Joe Johnson
- 1999 Derek Hood
Kareem Reid
- 1995 Scotty Thurman
Corliss Williamson
- 1994 Corliss Williamson
- 1992 Todd Day

NABC ALL-STAR GAME PARTICIPANTS

- 2022 Stanley Umude
- 2017 Moses Kingsley
- 1993 Darrell Hawkins
- 1992 Lee Mayberry
- 1991 Ron Huery
- 1988 Andrew Lang
- 1984 Alvin Robertson
- 1983 Darrell Walker
- 1982 Scott Hastings
- 1979 Sidney Moncrief




NAISMITH MEMORIAL BASKETBALL HALL OF FAME

- 2014 Nolan Richardson
- 2019 Sidney Moncrief
- 2020 Eddie Sutton



NATIONAL COLLEGIATE BASKETBALL HALL OF FAME

- 2008 Nolan Richardson
- 2011 Eddie Sutton
- 2018 Sidney Moncrief



SEC LEGENDS

- 2020 Derek Hood
- 2019 Corey Beck
- 2018 Jonathan Modica
- 2017 Oliver Miller
- 2016 Pat Bradley
- 2015 Darrell Walker
- 2014 Clint McDaniel
- 2013 Jerry Carlton
- 2012 Nolan Richardson
- 2011 George Kok
- 2010 Jim Counce
- 2009 Scotty Thurman
- 2008 Corliss Williamson
- 2007 U.S. Reed
- 2006 Marvin Delph
- 2005 Scott Hastings
- 2004 Todd Day
- 2003 Lee Mayberry
- 2002 Ron Brewer
- 2001 Joe Kleine
- 2000 Tommy Boyer
- 1999 Sidney Moncrief

TEAM USA

OLYMPIANS

- 1984 Joe Kleine & Alvin Robertson

TEAM USA

- 2006 Joe Johnson
- 2008 Joe Johnson
- 2009 Ronnie Brewer

COACH OF THE YEAR

NATIONAL

- 1995 Nolan Richardson - USBWA Most Courageous Award
- 1994 Nolan Richardson - NABC, Naismith, Chevrolet/CBS, Atlanta Tipoff Club, Kodak
- 1990 Nolan Richardson - Association of Black Coaches
- 1978 Eddie Sutton - AP, UPI
- 1977 Eddie Sutton - USBWA Henry Iba Award

NABC DISTRICT 9

- 1994 Nolan Richardson
- 1991 Nolan Richardson
- 1990 Nolan Richardson
- 1978 Eddie Sutton
- 1977 Eddie Sutton

CONFERENCE

- 1998 (SEC) Nolan Richardson - Coaches' & Birmingham Tipoff Club
- 1991 (SWC) Nolan Richardson
- 1990 (SWC) Nolan Richardson
- 1989 (SWC) Nolan Richardson
- 1981 (SWC) Eddie Sutton
- 1979 (SWC) Eddie Sutton
- 1977 (SWC) Eddie Sutton
- 1975 (SWC) Eddie Sutton

A

Abrons, Devonta	2012	Seagoville, Texas
Adams, Elmo	1950	Beebe, Ark.
Adams, Johnny	1939, 40, 41	Beebe, Ark.
Adams, Marvin	1952, 53, 54	Caddo, Okla.
Adams, O'Neal	1940, 41, 42	Beebe, Ark.
Adams, Robert	1948, 1950	Mulberry, Ark.
Adams, Rolla	1924, 25, 26	
Adebayo, Sunday	1998	Benin City, Nigeria
Alexander, Glendon	1997	Carrollton, Texas
Allison, Kent	1975	South Bend, Ind.
Ambler, Robert	1949, 50, 51	Texarkana, Ark.
Anderson, Bobby	1961, 62	Pine Bluff, Ark.
Arbogast, Cade	2022	Concord, Calif.
Ayers, James	1926	Dierks, Ark.

B

Babb, Nick	2015	Arlington, Texas
Bailey, Adrio	2017, 18, 19, 20	Clarence, La.
Bailey, Alvin	1979	West Helena, Ark.
Baker, Carl	2000, 01, 02, 03	Palestine, Ark.
Baker, Shawn	1987, 88	Tulsa, Okla.
Balentine, Charles	1982, 83, 84, 85	Newport, Ark.
Bane, Jim	1963, 64	Branson, Mo.
Barford, Jaylen	2017, 18	Jackson, Tenn.
Barnes, Alton	1970	Pine Bluff, Ark.
Barnett, Jerald	1954, 55, 56	Harrison, Ark.
Bass, Jody	1972, 73	Denton, Texas
Bates, Steve	1978	Fort Wayne, Ind.
Beall, Elstner	1933	
Beard, Anton	2015, 16, 17, 18	N. Little Rock, Ark.
Beck, Corey	1993, 94, 95	Memphis, Tenn.
Bedford, Darryl	1983, 84	Smyrna, Ga.
Bell, Anthlon	2013, 14, 15, 16	Memphis, Tenn.
Bell, Jamario	2020	Junction City, Ark.
Bennett, Chris	1976, 78	Little Rock, Ark.
Benton, James	1937, 38	Fordyce, Ark.
Beverley, Patrick	2007, 08	Chicago, Ill.
Biggers, Ray	1992, 93, 94	Houston, Texas
Biley, Ken	1991, 92, 93, 94	Pine Bluff, Ark.
Birden, Robert	1974, 75, 76	Pine Bluff, Ark.
Blackburn, Clifford	1924	Danville, Ark.
Blackmon, Jamar	2003, 04	Little Rock, Ark.
Blake, Lawson	2022	Fayetteville, Ark.
Blasingame, John	1960, 61	Monette, Ark.
Borgsmiller, John	1950	
Boss, Ora Lee	1958, 59	Green Forest, Ark.
Bowers, Arlyn	1989, 90, 91	Memphis, Tenn.
Box, Larry	1972	Leachville, Ark.
Boyer, Tommy	1961, 62, 63	Fort Smith, Ark.
Bradley, A.B.	1942, 43	Clinton, Ark.
Bradley, Pat	1996, 97, 98, 99	Everett, Mass.
Brady, Harold	1937, 38	
Brannon, Robert	1983	Columbia, S.C.
Brasfield, Travis	1932, 33, 34	
Brewer, Ron	1976, 77, 78	Fort Smith, Ark.
Brewer, Ronnie	2004, 05, 06	Fayetteville, Ark.
Briggs, E.J.	1940	
Britt, Marcus	2008, 09, 10, 11	Madison, Ark.
Britt, Maurice	1939	Lonoke, Ark.

Brodie, Frank	1936, 37	
Brown, Mike	1972	White Hall, Ark.
Brown, Tony	1979, 80, 81, 82	Chicago, Ill.
Bryant, Gerald	1951	Many, La.
Bryant, Glenn	2010, 11	Detroit, Mich.
Buckner, Ray	1975, 76, 77	Pine Bluff, Ark.
Burk, Houston	1925, 26, 27	
Butler, Walter "Pete"	1955, 56	Jefferson City, Mo.
Byles, Tony	1946, 47	Robeline, La.

C

Campbell, Doug	1972, 73	Lyons, Kan.
Campbell, Johnny	1947, 48	Harrison, Ark.
Carlton, Jerry	1960, 61, 62	Sheridan, Ark.
Carpenter, Gordon	1941, 42, 43	
Carpenter, Jay	1957, 58, 59	Jefferson City, Mo.
Carpenter, Mike	1986	Knoxville, Tenn.
Carter, Alan	1943	
Cathcart, James	1948, 49, 50	
Chambers, Lendon	1939	
Chaney, Reggie	2019, 20	Tulsa, Okla.
Clark, Andre	2009	N. Little Rock, Ark.
Clark, Carter	2001	Springfield, Mo.
Clarke, Coty	2013, 14	Birmingham, Ala.
Clarke, Rotnei	2009, 10, 11	Verdigris, Okla.
Cleveland, T.J.	1999, 2000, 01, 02	Birmingham, Ala.
Clifton, Gus	1932	
Coffman, M.B. "Skippy"	1962, 63	Little Rock, Ark.
Coleman, Paul	1948, 49	
Cone, Benton	1967, 68, 69	Wilmot, Ark.
Cook, Arlando	2017, 18	St. Louis, Mo.
Cook, Orval	1964, 65, 66	Cleveland, Okla.
Copeland, Jody	1945	
Corzine, Corky	1976	Florissant, Mo.
Counce, Jim	1975, 76, 77, 78	Memphis, Tenn.
Cox, Stephen	2008, 09, 10	Jonesboro, Ark.
Craft, Rege	1979	Garden City, Kan.
Crane, Jay	1984, 85, 86	Ft. Worth, Texas
Cranford, Preston	2004, 06, 07	Heber Springs, Ark.
Crawford, Roger	1993, 94	Birmingham, Ala.
Credit, Mario	1987, 88, 89, 90	Kansas City, Kan.
Creighton, Milan	1929, 30, 31	Gothenberg, Neb.
Crockett, James	1978, 79	West Helena, Ark.
Cutts, Willie	1983	Fort Worth, Texas
Cylla, Jeantal	2020	Lake Worth, Fla.

D

Davis, Brandon	1998, 99, 2000, 01	Camden, Ark.
Davis, Davonte	2021, 22	Jacksonville, Ark.
Davis, Kendrick	2003, 04	Houston, Texas
Davis, Nick	1996, 97, 98	Columbia, S.C.
Davis, Shawn	1989, 90, 91, 92	Maud, Texas
Day, Terry	1955, 56, 57	Magnolia, Ark.
Day, Todd	1989, 90, 91, 92	Memphis, Tenn.
Dean, Brandon	1999, 2000, 01, 02	Monroe, La.
DeBose, Keenan	1983, 84	Killeen, Texas
Delph, Marvin	1975, 76, 77, 78	Conway, Ark.
Dickson, Joe	1955, 56, 57	Little Rock, Ark.
Dillard, Alex	1994, 95	Bessemer, Ala.
Donaldson, John	1938	

Dunn, Wayne	1956, 57, 58	Hampton, Ark.
Durham, Jabril	2015, 16	
Dykes, Jimmy	1982, 83, 84	Fayetteville, Ark.

E

Eddins, Blake	2000, 01, 02, 03	Montgomery, Ala.
Eidson, Harold	1929	Centerville, Ark.
Eldridge, James	1968, 69, 70	Green Forest, Ark.
Elkins, Orval	1952, 53, 54	Minden, La.
Embery-Simpson, Keyshawn	2019	Midwest City, Okla.
Engskov, John	1994, 95, 96	Berryville, Ark.
Ervin, Gary	2007, 08	Brooklyn, N.Y.

F

Famutimi, Olu	2004, 05	Flint, Mich.
Farmer, Jemal	2010, 11	Chicago, Ill.
Ferguson, Eric	2003, 04, 05, 06	Long Island, N.Y.
Fletcher, Clyde	1991, 92	Memphis, Tenn.
Flynt, Bill	1944, 45, 46	Lonoke, Ark.
Fortson, Courtney	2009, 10	Montgomery, Ala.
Foster, Pat	1959, 60, 61	Emerson, Ark.
Freeman, Allie	1985, 86, 87, 88	Little Rock, Ark.
Freeman, Wally	1966, 67	Sheridan, Ark.
Frieberger, John	1939, 40, 41	Point, Texas
Friess, Brad	1979, 80, 81, 82	Austin, Texas
Fulton, John	1935	Malvern, Ark.

G

Gafford, Daniel	2018, 2019	El Dorado, Ark.
Gammill, Gerald	1939, 40	
Garner, Ronnie	1959, 60, 61	Hot Springs, Ark.
Gehring, Ken	1977	Akron, Ohio
Gibson, Ray	1931, 32, 33	Prairie Grove, Ark.
Gilbert, Jason	1999	Mountain View, Ark.
Gilliland, Elwin	1935, 36, 37	Beebe, Ark.
Gipson, Teddy	1999, 2000, 01, 02	Farmerville, La.
Gomez, Dionisio	2000, 01, 02, 03	Fayetteville, Ark.
Green, Steve	1997	Monticello, Ark.
Grim, Fred	1956, 57, 58	Green Forest, Ark.
Grindle, LaVerne	1959, 60	Overton, Texas
Grisham, Larry	1957, 58	Jonesboro, Ark.
Grisham, Larry	1969	White Hall, Ark.
Guess, Charles	1965, 66	
Gulley III, Fred	2013, 14	Fayetteville, Ark.

H

Hagood, Leslie	1938	
Haizlip, Ralph	1927, 28	Hot Springs, Ark.
Hale, Arthur	1927, 28, 29	Fayetteville, Ark.
Hale, Harrison, Jr.	1930	Fayetteville, Ark.
Hall, Antwon	1996	Chicago, Ill.
Hall, Darius	2018	Little Rock, Ark.
Hamilton, Ray	1936, 37, 38	Lonoke, Ark.
Hankins, Justin	1999	Elkins, Ark.
Hankins, Zane	1958, 59	Newport, Ark.
Hannahs, Dusty	2016, 17	Little Rock, Ark.
Harris, Alandise	2014, 15	Little Rock, Ark.
Harris, Jalen	2019, 20	Wilson, N.C.
Hastings, Scott	1979, 80, 81, 82	Independence, Kan.
Hawkins, Darrell	1989, 90, 92, 93	Prairie View, Texas



Haydar, Kikko	2011, 12, 13, 14	Fayetteville, Ark.
Hays, Dennie	1936	
Hazen, Brachen	2017	Columbia City, Ind.
Heider, Joel	1971, 72	Kansas City, Kan.
Henderson, Charlie	2013	Columbia, Mo.
Henderson, Ethan	2019, 20, 21	Little Rock, Ark.
Henderson, Jethro	1930	Hot Springs, Ark.
Henry, Jason	2009	West Memphis, Ark.
Hess, Jack	1950, 51	Verden, Okla.
Hester, Bill (Toar)	1951	Hall Summitt, La.
Hickey, Howard	1939, 40, 41	Clarksville, Ark.
Hill, Steven	2005, 06, 07, 08	Branson, Mo.
Hilliard, Keith	1980	Memphis, Tenn.
Hogue, Larry	1962, 63, 64	North Little Rock, Ark.
Holmes, Jonathan	2017, 18, 19	Columbia, Ill.
Holt, Ken	1929, 30, 31	
Honea, Robert	1942	
Honea, Elmer	1935	Fayetteville, Ark.
Hood, Derek	1996, 97, 98, 99	Kansas City, Mo.
Horrell, Scott	1980	Marmaduke, Ark.
Horsell, J.L.	1934, 35, 36	
Horst, Howard	1928	
Horton, Clifford	1947, 48	Marshall, Ark.
Howell, Jim Lee	1934, 35, 36	Lonoke, Ark.
Howell, Lenzie	1989, 90	Dallas, Texas
Hudspeth, Gerald	1949, 50	St. Joe, Ark.
Huery, Ron	1987, 88, 90, 91	Memphis, Tenn.
Hunter, Vincent	2004, 06, 07, 08	Little Rock, Ark.
Hurd, Anthony	1987	Kansas City, Mo.
Hutchison, Kenny	1985, 86, 87	New York, N.Y.

I

Irvin, Byron	1985, 86	Chicago, Ill.
Iyiola, Abayomi	2021	Atlanta, Ga.

J

Jackson, Vance	2021	Pasadena, Calif.
Jay, Jim	1963, 64	Lincoln, Ark.
Jefferies, Chris	1999	Fresno, Calif.
Jefferson, Dontell	2005, 06	Lithonia, Ga.
Jelks, J.L.	1931, 32, 33	Jonesboro, Ark.
Jenkins, Lorenzo	2016	Naples, Fla.
Jennings, Jason	1998, 99	Bald Knob, Ark.
Joe, Isaiah	2019, 20	Fort Smith, Ark.
Johnson, Delvon	2010, 11	Chicago, Ill.
Johnson, Joe	2000, 01	Little Rock, Ark.
Johnson, Kamani	2022	Brooklyn, N.Y.
Joliff, Charles	1944, 45, 46	Manila, Ark.
Jones, Ben	1943, 44	Watlensong, Ark.
Jones, C.J.	2017, 18	Birmingham, Ala.
Jones, Loyd	1960	Lincoln, Ark.
Jones, Mason	2019, 20	Desoto, Texas
Jones, Matt	2002, 04	Fort Smith, Ark.
Jones, Michael	2002, 03, 04, 05	Little Rock, Ark.
Jordan, Berry	2002	Jacksonville, Fla.

K

Kays, Paul	1928	Fayetteville, Ark.
Kearns, Kenneth	1945, 46, 48	
Kearns, Walter	1951, 52, 53	Denton, Texas
Keeling, Lance	1997, 99	St. Joe, Ark.
Keeter, Danny	1969, 70	Mountain Home, Ark.
Kelly, Carey	1980, 81, 82, 83	Canton, Miss.
Kendall, Bruce	1931, 32, 33	Berryville, Ark.
Kimbrell, Jacky	1967, 68, 69	Turrell, Ark.
King, Cyrus	1924, 25	Stuttgart, Ark.
Kingsley, Moses	2014, 15, 16, 17	Abuja, Nigeria
Kissee, Jim	1964, 65	Marshfield, Mo.
Kitchen, Robert	1983, 84	Muskegon Heights, Mich.
Kleine, Joe	1983, 84, 85	Slater, Mo.
Kok, George	1945, 46, 47, 48	Grand Rapids, Mich.
Kouassi, Willy	2016	Abidjan, Ivory Coast
Kretschmar, Joe	1956	Jefferson City, Mo.

L

Lambert, Eugene, Jr.	1951, 52, 53	Fayetteville, Ark.
Lambert, Eugene, Sr.	1928, 29	Augusta, Ark.
Lane, Alonzo	2000, 01, 02, 03	Canton, Miss.
Lang, Andrew	1985, 86, 87, 88	Pine Bluff, Ark.
Lee, Almer	1970, 71	Fort Smith, Ark.
Lewis, Tryon	1952	Fayetteville, Ark.
Linn, Warren	1990, 92, 93	Tulsa, Okla.
Lively, Charles	1943	Des Arc, Ark.
Lockard, Don	1936, 37, 38	
Logue, Donald	1950	Fayetteville, Ark.
Lucas, Mike	1985	Dallas, Texas
Lucke, Joel	1951, 52, 53	Pine Bluff, Ark.
Lunday, Kenneth	1935, 36	Miami, Okla.
Lykes, Chris	2022	Mitchellville, Md.

M

Macon, Daryl	2017, 18	Little Rock, Ark.
Madden, Rashad	2012, 13, 14, 15	Lepanto, Ark.
Magness, Jim	1963, 64	Hot Springs, Ark.
Mann, Marvin	1961	Hickory, Va.
Marks, Larry	1988, 89, 90	Columbia, Tenn.
Martin, Elmer	1992, 93, 94, 95	Memphis, Tenn.
Martin, Neal	1938, 39	Texarkana, Ark.
Martin, Robert	1936, 37	
Mayberry, Lee	1989, 90, 91, 92	Tulsa, Okla.
McAlister, Leslie (Mack)	1968, 70	Jonesboro, Ark.
McClary, Cam	1977	Marshfield, Wis.
McCurdy, Sean	2006, 07	Westport, Conn.
McConnell, J.D.	1964, 65, 66	Fayetteville, Mo.
McDaniel, Clint	1992, 93, 94, 95	Tulsa, Okla.
McDonald, Leo	1954, 55	Many, La.
McGaha, Melvin	1944, 45, 46, 47	Oak Grove, La.
McGowan, Cyrus	2006, 07	Meridian, Miss.
McGuire, J.C.	1924	
McKellar, Philip	1987	North Little Rock, Ark.
McKenzie, Robert	1968, 69, 70	White Hall, Ark.
Medlock, Rickey	1973, 74, 75	Cave City, Ark.
Merritt, Reggie	1993, 94, 95, 96	Little Rock, Ark.
Mickelson, Hunter	2012, 13	Jonesboro, Ark.
Miles, Keaton	2015, 16	Dallas, Texas

Miller, Oliver	1989, 90, 91, 92	Ft. Worth, Texas
Miller, D. L.	1950, 51	Van Buren, Ark.
Mills, William	1985, 86	Perkins, Ga.
Mitchell, A.E.	1930	
Mitchell, Brandon	2012	Amite, La.
Modica, Jonathon	2003, 04, 05, 06	Smackover, Ark.
Moncrief, Sidney	1976, 77, 78, 79	Little Rock, Ark.
Monk, Marcus	2005	Lepanto, Ark.
Moody, Moses	2021	Little Rock, Ark.
Moody, Taft	1933, 34	
Mooney, Fred	1970, 71	Jonesboro, Ark.
Moore, Brandon	2009	New Orleans, La.
Moore, Chance	2022	Brookhaven, Ga.
Moore, Stephan	1985, 86, 87, 88	Cushing, Okla.
Morehead, Bryson	2021	Katy, Texas
Morris, Isaiah	1991, 92	Richmond, Va.
Morrison, Alan	1960, 61	Texarkana, Ark.
Mosiman, Jake	2016	Lawrence, Kan.
Mukubu, Wen	2003, 04	Miami, Fla.
Munsey, Sammy	2006	Little Rock, Ark.
Murphy, Tom	1931, 32, 33	Batesville, Ark.
Murphy, Vernon	1971, 72	Texarkana, Texas
Murry, Ernie	1990, 91	Wabbeska, Ark.

N

Nash, Eugene	1979, 80, 81, 82	Tyrone, Ark.
Newby, Jack	1934	Little Rock, Ark.
Nichols, Deno	1944	
Nobles, Julysse	2010, 11, 12	Jackson, Miss.
Noland, John Paul	2009	Southlake, Texas
Norton, Ricky	1981, 82, 83, 84	Okolona, Ark.
Notae, JD	2021, 22	Covington, Ga.
Nutt, Houston	1977	Little Rock, Ark.

O

Obukwelu, Emeka	2020, 21	Plano, Texas
Oliver, Tom	1930	Jacksonville, Ark.
Oshabuohien, Gabe	2018, 19	Toronto, Canada

P

Pargo, Jannero	2001, 02	Chicago, Ill.
Parker, Curtis	1924, 26	Winthrop, Ark.
Pauley, Dan	1974	Kansas City, Mo.
Peterson, Jeff	2011	Springfield, Mo.
Peterson, Keith	1979, 80, 81, 82	Little Rock, Ark.
Pharis, Billy	2004	Van Buren, Ark.
Pickell, Elbert	1924, 25, 26	
Pickell, Tom	1927, 28, 29	
Pickren, Jim	1929, 30, 31	Salem, Ark.
Pilgrim, Lawson	1977	Conway, Ark.
Pitts, R.C.	1940, 41, 42	Oxford, Miss.
Plummer, JT	2018	San Antonio, Texas
Poerschke, Eric	1984, 85, 86, 87	Houston, Texas
Poole, H.L.Ike	1934, 35, 36	McGehee, Ark.
Portis, Bobby	2014, 15	Little Rock, Ark.
Powell, Marshawn	2010, 11, 13	Newport News, Va.
Prewitt, Roy	1928, 29, 30	Grady, Ark.
Price, Norman	1949, 50, 51	Mansfield, Ark.
Price, Steve	1973, 74, 75	Delray Beach, Fla.



Q		
Qualls, Michael	2013, 14, 15	Shreveport, La.

R		
Rankin, Tommy	1958, 59, 60	Jonesboro, Ark.
Rankin, Roxie	1944, 47	Fayetteville, Ark.
Ratliff, Mike	1984, 85, 86, 87	Brooklyn, N.Y.
Ray, Herman	1935	Little Rock, Ark.
Reed, U.S.	1978, 79, 80, 81	Pine Bluff, Ark.
Rehl, Kevin	1985, 86	Verma-Alma, Okla.
Reid, Kareem	1996, 97, 98, 99	Bronx, N.Y.
Renfro, Elza	1924	Fayetteville, Ark.
Rhoden, Clyde	1959, 60, 61	Hot Springs, Ark.
Richie, Ocie	1945	
Rimac, Davor	1992, 93, 94, 95	Zagreb, Croatia
Rittman, Richard	1957, 58	Stuttgart, Ark.
Robbins, Jack	1936, 37, 38	Little Rock, Ark.
Robbins, Nobel	1941	
Robertson, Alvin	1982, 83, 84	Barberton, Ohio
Robinson, Darnell	1994, 95, 96	Oakland, Calif.
Robinson, Jaxson	2022	Ada, Okla.
Robinson, Khaleen	2021, 22	Little Rock, Ark.
Rogers, Jerry	1961, 62	North Little Rock, Ark.
Rose, Glen	1926, 27, 28	North Little Rock, Ark.
Rose, Scott	1983, 84, 85, 86	Memphis, Tenn.
Rousseau, Steve	1964, 65, 66	Dewitt, Ark.
Rowland, Tommy	1965, 66, 67	Little Rock, Ark.
Rucker, Paul	1934, 35	Bauxite, Ark.
Ruckman, Charles	1925, 26	

S		
Sagely, Floyd	1952, 53, 54	Van Buren, Ark.
Sailer, Bill	1952, 53	Branson, Mo.
Sanchez, Michael	2009, 10, 11, 12	Springdale, Ark.
Satchell, Larry	2000, 01, 02, 03	Waco, Texas
Saulsbury, Daryll	1975, 76	Albuquerque, N.M.
Schall, Steve	1976, 77, 78, 79	Raytown, Mo.
Schoonover, Wear	1928, 29, 30	Pocahontas, Ark.
Schulte, Jack	1974, 75, 76	Ellisville, Mo.
Schumchyk, Frank	1944, 45, 46	Long Island, N.Y.
Schumchyk, Mike	1944, 45, 46	Long Island, N.Y.
Scott, Darryl	1985, 86	Wynne, Ark.
Scott, David	1979	South Bend, Ind.
Scott Jr., Rickey	2011, 12, 13, 14	Irving, Texas
Scott, Tim	1987, 88	Little Rock, Ark.
Scroggins, Carroll	1953, 54, 55	Center Ridge, Ark.
Searles, John	1971	Pine Bluff, Ark.
Self, David	1966, 67, 68	El Dorado, Ark.
Self, Jewell	1959	Little Rock, Ark.
Sexton, Doc	1931, 32, 33	
Shaw, Raymond	1952, 53, 54	Lafayette, La.
Shepherd, Robert	1992, 93	Chicago, Ill.
Sills, Desi	2019, 20, 21	Jonesboro, Ark.
Simmons, Tristan	2016	El Dorado, Ark.
Sims, Keith	1944	
Skulman, Greg	1980, 81, 82	Ozark, Ark.
Smith, Buddy	1954, 55, 56	DeQueen, Ark.
Smith, Glenn	1939	
Smith, Justin	2021	Buffalo Grove, Ill.
Smith, Norman	1954, 55, 56	Bucyrus, Ohio

Smith, Sammie	1950, 51, 52	Little Rock, Ark.
Sneed, Brice	1959	Green Forest, Ark.
Snively, John	1982, 83	Pawhuska, Okla.
Southerland, Billy	1940	Pendleton, Texas
Spears, Roger	1972, 73, 74	Tulsa, Okla.
Spivey, Davion	2013	Ruston, La.
Steele, Harold	1925, 26, 27	
Stephens, Gary	1967, 68, 69	N. Little Rock, Ark.
Stevens, Ty	2019, 20	Republic, Mo.
Stewart, Dwight	1993, 94, 95	Memphis, Tenn.
Stolzer, Lawrence	1957, 58	Little Rock, Ark.
Stroud, Steve	1976, 77	Batesville, Ark.
Sugg, Ricky	1964, 65, 66	Berryville, Ark.
Sullinger, J.J.	2002	Columbus, Ohio
Sullivan, Rashard	2003, 04, 05	Ft. Lauderdale, Fla.
Sutton, Leroy	1980, 82, 83, 84	South Bend, Ind.

T		
Talkington, John	1964, 65, 67	Midwest City, Okla.
Tanneberger, Ricky	1968, 69, 70	Little Rock, Ark.
Tate, Jalen	2021	Pickerington, Ohio
Tatum, Charles	2000, 01, 02, 04	Midland, Texas
Terry, Charles	1975, 76	Emporia, Kan.
Terry, Martin	1972, 73	Emporia, Kan.
Thomas, Charles	2005, 06, 07, 08	Jackson, Miss.
Thomas, Dustin	2017, 18	Texarkana, Texas
Thompson, Ali	1996, 97, 98	Jonesboro, Ark.
Thompson, Harry	1957, 58, 59	Mount Pleasant, Ark.
Thompson, Matt	2012	Plano, Texas
Thompson, Trey	2015, 16, 17, 18	Madison, Ark.
Thurman, Scotty	1993, 94, 95	Ruston, La.
Tolson, Dean	1972, 73, 74	Kansas City, Mo.
Toney, Au'Diese	2022	Huntsville, Ala.
Townes, Darian	2005, 06, 07, 08	Alexandria, Va.
Towns, Marlon	1996	Memphis, Tenn.
Trapp, Charles	1930	Little Rock, Ark.
Trumbo, Donald	1956	Fayetteville, Ark.
Trumbo, Trey	1976, 77	Fayetteville, Ark.
Tuck, Henry	1937	

U		
Umude, Stamley	2022	San Antonio, Texas

V		
Vanover, Connor	2021, 22	Little Rock, Ark.
Vint, Bobby	1968, 70, 71	North Little Rock, Ark.
Vogel, Warren	1963, 64	Marion, Kan.

W		
Wade, Mardracus	2011, 12, 13, 14	Memphis, Tenn.
Wade, Trey	2022	Marietta, Ga.
Wagner, DeQuavious	2013, 14	Alexandria, La.
Waithe, Marvell	2011, 12	Toronto, Canada
Walker, Chris	1997, 98, 99, 00	Pine Bluff, Ark.
Walker, Darrell	1981, 82, 83	Chicago, Ill.
Walker, J.W.	1952	Russellville, Ark.
Wallace, Roosevelt	1991, 92	Cleveland, Ohio
Wallace, Tarik	1997, 98	Richmond, Va.
Waller, P.T. "Duddy"	1951	Emerson, Ark.

Washington, Mike	2007, 08, 09, 10	McGehee, Ark.
Watkins, Manuale	2014, 15, 16, 17	Fayetteville, Ark.
Watts, Donnie	1969, 71	Hot Springs, Ark.
Weems, Sonny	2007, 08	West Memphis, Ark.
Welsh, Stef	2007, 08, 09, 10	Newport News, Va.
West, James	1950, 51	Van Buren, Ark.
Wheeler, Paul	1944, 45, 46	
Whitby, Cannon	1987, 88, 89, 90	Obion County, Tenn.
White, Dennis	1972, 73, 74	Independence, Mo.
Whitley, Manuel	1950, 53	Bismarck, Ark.
Whitney, Guy	1996, 97, 98	Bentonville, Ark.
Whitt, Jimmy	2016, 20	Columbia, Mo.
Williams, Alvin	1946, 47, 48	
Williams, Jacorey	2013, 14, 15	Birmingham, Ala.
Williams, Jaylin	2021, 22	Fort Smith, Ark.
Williams, Landis	1995, 96, 97, 98	Tulsa, Okla.
Williams, Robert	1949, 50, 51	Billings, Mo.
Williamson, Corliss	1993, 94, 95	Russellville, Ark.
Wilson, Jessie	1942, 43	
Wilson, Jim	1962, 63	Cherry Valley, Ark.
Wilson, Lee	1994, 95, 96, 97	Waco, Texas
Wilson, Keith	1987, 88, 89	Fort Smith, Ark.
Windle, James	1959	Miami, Okla.
Wofford, Larry	1961, 62, 63	Fort Smith, Ark.
Wynne, Clayton	1941, 42, 43	Hulbert, Ark.

Y		
Young, BJ	2012, 13	St. Louis, Mo.
Young, Mike	1978, 79, 80, 81	Wolflake, Ind.
Young, Ott	1942	

Z		
Zahn, Alan	1977, 78, 79, 80	Albuquerque, N.M.





1977

Associated Press

- Michigan
- UCLA
- Kentucky
- UNLV
- North Carolina
- Syracuse
- Marquette
- San Francisco
- Wake Forest
- Notre Dame
- Alabama
- Detroit
- Minnesota
- Utah
- Tennessee
- Kansas St.
- UNC-Charlotte
- ARKANSAS**
- Louisville
- Virginia Military

United Press International

- Michigan
- San Francisco
- North Carolina
- UCLA
- Kentucky
- UNLV
- ARKANSAS**
- Tennessee
- Syracuse
- Utah
- Kansas St.
- Cincinnati
- Louisville
- Marquette
- Providence
- Indiana St.
- Minnesota
- Alabama
- Detroit
- Purdue

1978

Associated Press

- Kentucky
- UCLA
- DePaul
- Michigan St.
- ARKANSAS**
- Notre Dame
- Duke
- Marquette
- Louisville
- Kansas
- San Francisco
- New Mexico
- Indiana
- Utah
- Florida St.
- North Carolina
- Texas
- Detroit
- Miami (Ohio)
- Pennsylvania

UPI

- Kentucky
- UCLA
- Marquette
- New Mexico
- Michigan St.
- ARKANSAS**
- DePaul
- Kansas
- Duke
- North Carolina
- Notre Dame
- Florida St.
- San Francisco
- Louisville
- Indiana
- Houston
- Utah St.
- Utah
- Texas
- Georgetown

1979

Associated Press

- Indiana St.
- UCLA
- Michigan St.
- Notre Dame
- ARKANSAS**
- DePaul
- LSU
- Syracuse
- North Carolina
- Marquette
- Duke
- San Francisco
- Louisville
- Pennsylvania
- Purdue
- Oklahoma
- St. John's (N.Y.)
- Rutgers
- Toledo
- Iowa

UPI

- Indiana St.
- UCLA
- North Carolina
- Michigan St.
- Notre Dame
- ARKANSAS**
- Duke
- DePaul
- LSU
- Syracuse
- Iowa
- Georgetown
- Marquette
- Purdue
- Texas
- Temple
- San Francisco
- Tennessee
- Louisville
- Detroit

1981

Associated Press

- DePaul
- Oregon St.
- Arizona St.
- LSU
- Virginia
- North Carolina
- Notre Dame
- Kentucky
- Indiana
- UCLA
- Wake Forest
- Louisville
- Iowa
- Utah
- Tennessee
- Brigham Young
- Wyoming
- Maryland
- Illinois
- ARKANSAS**

1982

Associated Press

- North Carolina
- DePaul
- Virginia
- Oregon St.
- Missouri
- Georgetown
- Minnesota
- Idaho
- Memphis St.
- Tulsa
- Fresno St.
- ARKANSAS**
- Alabama
- West Virginia
- Kentucky
- Iowa
- Ala.-Birmingham
- Wake Forest
- UCLA
- Louisville

UPI

- North Carolina
- DePaul
- Virginia
- Oregon St.
- Missouri
- Minnesota
- Georgetown
- Idaho
- Memphis St.
- Fresno St.
- Tulsa
- Alabama
- ARKANSAS**
- Kentucky
- Wyoming
- Iowa
- West Virginia
- Kansas St.
- Wake Forest
- Louisville

1983

Associated Press

- Houston
- Louisville
- St. John's (N.Y.)
- Virginia
- Indiana
- UNLV
- UCLA
- North Carolina
- ARKANSAS**
- Missouri
- Boston College
- Kentucky
- Villanova
- Wichita St.
- UT-Chattanooga
- N.C. St.
- Memphis St.
- Georgia
- Oklahoma St.
- Georgetown

UPI

- Houston
- Louisville
- St. John's (N.Y.)
- Virginia
- Indiana
- UNLV
- UCLA
- North Carolina
- ARKANSAS**
- Kentucky
- Villanova
- Missouri
- Boston College
- N.C. St.
- Georgia
- UT-Chattanooga
- Memphis St.
- Illinois St.
- Oklahoma St.
- Georgetown

ESPN/USA Today

- N.C. State
- Houston
- Louisville
- Georgia
- Virginia
- Kentucky
- North Carolina
- St. John's (N.Y.)
- Indiana
- ARKANSAS**
- Villanova
- Memphis State
- Boston College
- Iowa
- Wichita State
- UCLA
- Ohio State
- UNLV
- Missouri
- Georgetown
- Fresno State
- Utah
- Syracuse
- Washington St.
- Tennessee

1984

Associated Press

- North Carolina
- Georgetown
- Kentucky
- DePaul
- Houston
- Illinois
- Oklahoma
- ARKANSAS**
- Texas-El Paso
- Purdue
- Maryland
- Tulsa
- UNLV
- Duke
- Washington
- Memphis St.
- Oregon St.
- Syracuse
- Wake Forest
- Temple

UPI

- North Carolina
- Georgetown
- Kentucky
- DePaul
- Houston
- Illinois
- ARKANSAS**
- Oklahoma
- Texas-El Paso
- Maryland
- Purdue
- Tulsa
- UNLV
- Duke
- Washington
- Memphis St.
- Syracuse
- Indiana
- Auburn
- Oregon St.

ESPN/USA Today

- Georgetown
- Houston
- Kentucky
- North Carolina
- Illinois
- DePaul
- Virginia
- Wake Forest
- Memphis State
- UNLV
- Indiana
- Maryland
- ARKANSAS**
- Oklahoma
- Dayton
- Louisville
- Purdue
- Syracuse
- Washington
- Texas-El Paso
- Tulsa
- Michigan
- SMU
- Temple

1985

ESPN/USA Today

- Villanova
- Georgetown
- St. John's (N.Y.)
- Georgia Tech
- Memphis State
- Oklahoma
- North Carolina
- Louisiana Tech
- Michigan
- N.C. State
- Illinois
- Loyola (Ill.)
- Duke
- Auburn
- Boston College
- Kansas
- Syracuse

- Maryland
- Va. Commonwealth
- UNLV
- UAB
- Alabama
- UCLA
- Kentucky
- ARKANSAS**
- Arkansas

1989

UPI

- Arizona
- Georgetown
- Illinois
- North Carolina
- Oklahoma
- Indiana
- Duke
- Missouri
- Syracuse
- Michigan
- Seton Hall
- Stanford
- Louisville
- UNLV
- Iowa
- Florida St.
- ARKANSAS**
- N.C. St.
- West Virginia
- Alabama

ESPN/USA Today

- Michigan
- Seton Hall
- Illinois
- Duke
- Georgetown
- Syracuse
- Arizona
- North Carolina
- UNLV
- Indiana
- Missouri
- Oklahoma
- Louisville
- N.C. State
- Virginia
- Iowa
- Minnesota
- West Virginia
- Ball State
- Stanford
- Florida State
- Texas-El Paso
- South Alabama
- UCLA

1990

Associated Press

- Oklahoma
- UNLV
- Connecticut
- Michigan St.
- Kansas
- Syracuse
- ARKANSAS**
- Houston
- Georgia Tech
- Purdue
- Missouri
- La Salle
- Michigan
- Arizona
- Duke
- Louisville
- Clemson
- Illinois
- LSU
- Minnesota
- Loyola (Calif.)
- Oregon St.
- Alabama
- New Mexico St.
- Xavier (Ohio)

UPI

- Oklahoma
- UNLV
- Connecticut

- Michigan St.
- Kansas
- Syracuse
- Georgia Tech
- ARKANSAS**
- Georgetown
- Purdue
- Missouri
- Arizona
- La Salle
- Duke
- Michigan
- Louisville
- Clemson
- Illinois
- Alabama
- New Mexico St.

ESPN/USA Today

- UNLV
- Duke
- Georgia Tech
- ARKANSAS**
- Connecticut
- Purdue
- Michigan St.
- Minnesota
- Loyola (Calif.)
- Syracuse
- Oklahoma
- Texas
- Clemson
- Georgia
- Georgetown
- Alabama
- Xavier (Ohio)
- Michigan
- La Salle
- Missouri
- Arizona
- Ball State
- UCLA
- Louisville
- North Carolina

1991

Associated Press

- UNLV
- ARKANSAS**
- Indiana
- North Carolina
- Ohio St.
- Duke
- Syracuse
- Arizona
- Kentucky
- Utah
- Nebraska
- Kansas
- Seton Hall
- Oklahoma St.
- New Mexico St.
- UCLA
- East Tenn. St.
- Princeton
- Alabama
- St. John's (N.Y.)
- Mississippi St.
- LSU
- Texas
- DePaul
- Southern Miss

UPI

- UNLV
- ARKANSAS**
- Indiana
- North Carolina
- Ohio St.
- Duke
- Arizona
- Syracuse
- Nebraska
- Utah
- Seton Hall
- Kansas
- Oklahoma St.
- UCLA
- East Tenn. St.
- Alabama
- New Mexico St.

- Mississippi St.
- St. John's (N.Y.)
- Princeton
- LSU
- Michigan St.
- Georgetown
- N.C. St.
- Texas

ESPN/USA Today

- Duke
- UNLV
- Kansas
- North Carolina
- ARKANSAS**
- Seton Hall
- St. John's (N.Y.)
- Ohio State
- Indiana
- Arizona
- Temple
- Utah
- Oklahoma St.
- Alabama
- Connecticut
- Syracuse
- Kentucky
- E. Michigan
- Nebraska
- Georgetown
- Pittsburgh
- New Mexico St.
- N.C. State
- E. Tenn. St.
- UCLA

1992

Associated Press

- Duke
- Kansas
- Ohio St.
- UCLA
- Indiana
- Kentucky
- UNLV
- Southern Cal
- ARKANSAS**
- Arizona
- Oklahoma St.
- Cincinnati
- Alabama
- Michigan St.
- Michigan
- Missouri
- Massachusetts
- North Carolina
- Seton Hall
- Florida St.
- Syracuse
- Georgetown
- Oklahoma
- DePaul
- LSU

UPI

- Duke
- Kansas
- UCLA
- Ohio St.
- Arizona
- Indiana
- Southern Cal
- ARKANSAS**
- Kentucky
- Oklahoma St.
- Michigan St.
- Missouri
- Alabama
- Cincinnati
- North Carolina
- Florida St.
- Michigan
- Seton Hall
- Georgetown
- Syracuse
- Massachusetts
- Oklahoma
- DePaul
- St. John's (N.Y.)
- Tulane



ESPN/USA Today

- Duke
- Indiana
- Michigan
- Ohio State
- Cincinnati
- Kentucky
- Kansas
- UCLA
- Oklahoma St.
- ARKANSAS**
- Southern Cal
- North Carolina
- Seton Hall
- Florida State
- Massachusetts
- Arizona
- Memphis St.
- Missouri
- Alabama
- Michigan St.
- Georgia Tech
- Texas-El Paso
- Georgetown
- Syracuse
- LSU

1993

Associated Press

- Indiana
- Kentucky
- Michigan
- North Carolina
- Arizona
- Seton Hall
- Cincinnati
- Vanderbilt
- Kansas
- Duke
- Florida St.
- ARKANSAS**
- Iowa
- Massachusetts
- Louisville
- Wake Forest
- New Orleans
- Georgia Tech
- Utah
- Western Kentucky
- New Mexico
- Purdue
- Oklahoma St.
- New Mexico St.
- UNLV

UPI

- Indiana
- North Carolina
- Michigan
- Kentucky
- Arizona
- Seton Hall
- Cincinnati
- Vanderbilt
- Kansas
- Duke
- Florida St.
- ARKANSAS**
- Iowa
- Louisville
- Wake Forest
- Massachusetts
- Utah
- New Orleans
- Georgia Tech
- Purdue
- UNLV
- Oklahoma St.
- Virginia
- Western Kentucky
- New Mexico St.

ESPN/USA Today

- North Carolina
- Michigan
- Kentucky
- Kansas
- Indiana
- Cincinnati
- Florida State
- Vanderbilt
- Duke
- Seton Hall
- Arizona
- Florida
- Purdue
- Missouri
- Connecticut
- Michigan
- North Carolina
- Louisville
- Boston College
- Kansas
- Kentucky
- Syracuse
- Massachusetts
- Indiana
- Marquette

- Duke
- ARKANSAS**
- Seton Hall
- Arizona
- Temple
- Wake Forest
- Louisville
- Western Kentucky
- California
- Virginia
- Iowa
- Utah
- George Washington
- Massachusetts
- Xavier-Ohio
- UCLA
- Minnesota

1994

Associated Press

- North Carolina
- ARKANSAS**
- Purdue
- Connecticut
- Missouri
- Duke
- Kentucky
- Massachusetts
- Arizona
- Louisville
- Michigan
- Temple
- Kansas
- Florida
- Syracuse
- California
- UCLA
- Indiana
- Oklahoma St.
- Texas
- Marquette
- Nebraska
- Minnesota
- St. Louis
- Cincinnati

UPI

- ARKANSAS**
- North Carolina
- Purdue
- Connecticut
- Missouri
- Duke
- Massachusetts
- Kentucky
- Arizona
- Louisville
- Michigan
- Temple
- Kansas
- Syracuse
- Florida
- California
- UCLA
- Indiana
- Oklahoma St.
- Marquette
- Texas
- St. Louis
- Minnesota
- Nebraska
- Ala.-Birmingham

ESPN/USA Today

- ARKANSAS**
- Duke
- Arizona
- Florida
- Purdue
- Missouri
- Connecticut
- Michigan
- North Carolina
- Louisville
- Boston College
- Kansas
- Kentucky
- Syracuse
- Massachusetts
- Indiana
- Marquette

- Temple
- Tulsa
- Maryland
- Oklahoma St.
- UCLA
- Minnesota
- Texas
- Pennsylvania

1995

Associated Press

- UCLA
- Kentucky
- Wake Forest
- North Carolina
- Kansas
- ARKANSAS**
- Massachusetts
- Connecticut
- Villanova
- Maryland
- Michigan St.
- Purdue
- Virginia
- Oklahoma St.
- Arizona
- Arizona St.
- Oklahoma
- Mississippi St.
- Utah
- Alabama
- Western Kentucky
- Georgetown
- Florida
- Iowa St.
- Syracuse

UPI

- UCLA
- Kentucky
- Wake Forest
- Kansas
- North Carolina
- ARKANSAS**
- Massachusetts
- Connecticut
- Villanova
- Michigan St.
- Maryland
- Purdue
- Arizona
- Virginia
- Arizona St.
- Oklahoma St.
- Mississippi St.
- Utah
- Oklahoma
- Alabama
- Syracuse
- Missouri
- Iowa St.
- Oregon
- Stanford

* UPI poll discontinued following 1995 season

ESPN/USA Today

- UCLA
- ARKANSAS**
- North Carolina
- Oklahoma St.
- Kentucky
- Connecticut
- Massachusetts
- Virginia
- Wake Forest
- Kansas
- Maryland
- Mississippi St.
- Arizona State
- Memphis
- Tulsa
- Georgetown
- Syracuse
- Missouri
- Purdue
- Michigan St.
- Alabama
- Utah
- Villanova
- Texas
- Arizona

1996

ESPN/USA Today

- Kentucky
- Massachusetts
- Syracuse
- Mississippi St.
- Kansas
- Cincinnati
- Georgetown
- Connecticut
- Wake Forest
- Texas Tech
- Arizona
- Utah
- Georgia Tech
- Louisville
- Purdue
- Georgia
- Villanova
- ARKANSAS**
- UCLA
- Iowa State
- Virginia Tech
- Iowa
- Marquette
- North Carolina
- New Mexico

1998

Associated Press

- North Carolina
- Kansas
- Duke
- Arizona
- Kentucky
- Connecticut
- Utah
- Princeton
- Cincinnati
- Stanford
- Purdue
- Michigan
- Ole Miss
- South Carolina
- TCU
- Michigan St.
- ARKANSAS**
- New Mexico
- UCLA
- Maryland
- Syracuse
- Illinois
- Xavier
- Temple
- Murray St.

ESPN/USA Today

- Kentucky
- Utah
- North Carolina
- Stanford
- Duke
- Arizona
- Connecticut
- Kansas
- Purdue
- Michigan St.
- Rhode Island
- UCLA
- Syracuse
- Cincinnati
- Maryland
- Princeton
- Michigan
- West Virginia
- South Carolina
- Ole Miss
- New Mexico
- ARKANSAS**
- Valparaiso
- Washington
- TCU

1999

Associated Press

- Duke
- Michigan St.
- Connecticut
- Auburn
- Maryland
- Utah
- Stanford
- Kentucky
- St. John's (N.Y.)
- Miami (Fla.)
- Cincinnati
- Arizona
- North Carolina
- Ohio St.
- UCLA
- Col. of Charleston
- ARKANSAS**
- Wisconsin
- Indiana
- Tennessee
- Iowa
- Kansas
- Florida
- UNC-Charlotte
- New Mexico

ESPN/USA Today

- Connecticut
- Duke
- Michigan St.
- Ohio St.
- Kentucky
- St. John's (N.Y.)
- Auburn
- Maryland
- Stanford
- Utah
- Cincinnati
- Miami (Fla.)
- Gonzaga
- Temple
- Iowa
- Arizona
- Florida
- North Carolina
- Oklahoma
- Miami (Ohio)
- UCLA
- Maryland
- Purdue
- Kansas
- SW Missouri St.
- ARKANSAS**

2015

Associated Press

- Kentucky (65)
- Villanova
- Wisconsin
- Duke
- Arizona
- Virginia
- Gonzaga
- Notre Dame
- Iowa State
- Kansas
- Northern Iowa
- Maryland
- Oklahoma
- Wichita State
- North Carolina
- Baylor
- Louisville
- SMU
- Utah
- West Virginia
- ARKANSAS**
- Georgetown
- Michigan State
- Butler
- VCU

ESPN/USA Today

- Duke (29)
- Wisconsin
- Kentucky (2)
- Arizona
- Notre Dame
- Gonzaga
- Michigan State

- Virginia
- Villanova
- Louisville
- Wichita State
- North Carolina
- Oklahoma
- Northern Iowa
- Utah
- Maryland
- Kansas
- West Virginia
- Iowa State
- ARKANSAS**
- Baylor
- Xavier
- Butler
- NC State
- Oregon

2021

Associated Press

- Gonzaga (60)
- Illinois
- Baylor
- Michigan
- Alabama
- Houston
- Ohio State
- Iowa
- Texas
- ARKANSAS**
- Oklahoma State
- Kansas
- West Virginia
- Florida State
- Virginia
- San Diego State
- Loyola Chicago
- Villanova
- Creighton
- Purdue
- Texas Tech
- Colorado
- BYU
- Southern Cal
- Virginia Tech

USA Today

- Baylor (32)
- Gonzaga
- Houston
- Michigan
- Alabama
- ARKANSAS**
- UCLA
- Illinois
- Southern Cal
- Florida State
- Loyola Chicago
- Iowa
- Creighton
- Ohio State
- Kansas
- Oregon
- West Virginia
- Oklahoma State
- Oregon State
- Texas
- Texas Tech
- Colorado
- Virginia
- Syracuse

2022

Associated Press

- Gonzaga (54)
- Arizona (7)
- Kansas
- Baylor
- Tennessee
- Villanova
- Kentucky
- Auburn
- Duke
- Purdue
- UCLA
- Texas Tech
- Providence
- Wisconsin
- Houston
- Iowa
- ARKANSAS**
- Saint Mary's
- Illinois
- Murray State
- Connecticut
- Southern Cal
- Boise State
- Colorado State
- Texas

USA Today

- Kansas (32)
- North Carolina
- Duke
- Villanova
- Gonzaga
- Arizona
- Houston
- ARKANSAS**
- Baylor
- Purdue
- UCLA
- Texas Tech
- Providence
- Auburn
- Tennessee
- Miami
- Kentucky
- Wisconsin
- Illinois
- Saint Mary's
- Iowa
- Murray State
- Iowa State
- Saint Peter's
- Michigan





ALL-TIME NBA DRAFT PICKS (41)

Player	Year	Team	Round	Overall
Jaylin Williams	2022	Oklahoma City Thunder	2nd	34
Moses Moody	2021	Golden State Warriors	1st	14
Isaiah Joe	2020	Philadelphia 76ers	2nd	49
Daniel Gafford	2019	Chicago Bulls	2nd	38
Bobby Portis	2015	Chicago Bulls	1st	22
Patrick Beverley	2009	Los Angeles Lakers	2nd	42
Sonny Weems	2008	Chicago Bulls	2nd	39
Ronnie Brewer	2006	Utah Jazz	1st	14
Joe Johnson	2001	Boston Celtics	1st	10
Darnell Robertson	1996	Dallas Mavericks	2nd	58
Corliss Williamson	1995	Sacramento Kings	1st	13
Todd Day	1992	Milwaukee Bucks	1st	8
Oliver Miller	1992	Phoenix Suns	1st	22
Lee Mayberry	1992	Milwaukee Bucks	1st	23
Isaiah Morris	1992	Miami Heat	2nd	37
Andrew Lang	1988	Phoenix Suns	2nd	28
Joe Kleine	1985	Sacramento Kings	1st	6
Charles Balentine	1985	Sacramento Kings	6th	120
Alvin Robertson	1984	San Antonio Spurs	1st	7
Leroy Sutton	1984	Dallas Mavericks	8th	176
Darrell Walker	1983	New York Knicks	1st	12
Scott Hastings	1982	New York Knicks	2nd	29
Tony Brown	1982	New Jersey Nets	4th	82
Keith Peterson	1982	Dallas Mavericks	8th	165
U.S. Reed	1981	Kansas City Kings	5th	104
Allan Zahn	1980	San Antonio Spurs	7th	153
Steve Schall	1980	San Antonio Spurs	10th	209
Sidney Moncrief	1979	Milwaukee Bucks	1st	5
Steve Schall	1979	San Antonio Spurs	5th	106
Marvin Delph	1979	Boston Celtics	6th	110
Ron Brewer	1978	Portland Trailblazers	1st	7
Marvin Delph	1978	Buffalo Braves	3rd	65
Dean Tolson	1974	Seattle SuperSonics	5th	80
Dennis White	1974	Kansas City Kings	10th	167
Martin Terry	1973	Chicago Bulls	3rd	39
Jerry Carlton	1962	St. Louis Hawks	13th	96
Fred Grim	1958	Syracuse Nationals	5th	38
Walt Kearns	1953	Minneapolis Lakers	10th	87
Gene Lambert Jr.	1953	Rochester Royals	18th	117
Bob Ambler	1951	Tri-Cities Blackhawks	7th	62
Jim Cathcart	1950	Washington Capitols	7th	77

BY OVERALL SELECTION

* The NBA Lottery picks (began in 1985)

Player	Year	Team	Round	Overall
Sidney Moncrief	1979	Milwaukee Bucks	1st	5
Joe Kleine *	1985	Sacramento Kings	1st	6
Ron Brewer	1978	Portland Trailblazers	1st	7
Alvin Robertson	1984	San Antonio Spurs	1st	7
Todd Day *	1992	Milwaukee Bucks	1st	8
Joe Johnson *	2001	Boston Celtics	1st	10
Darrell Walker	1983	New York Knicks	1st	12
Corliss Williamson *	1995	Sacramento Kings	1st	13
Moses Moody *	2021	Golden State Warriors	1st	14
Ronnie Brewer *	2006	Utah Jazz	1st	14
Oliver Miller	1992	Phoenix Suns	1st	22
Bobby Portis	2015	Chicago Bulls	1st	22
Lee Mayberry	1992	Milwaukee Bucks	1st	23
Andrew Lang	1988	Phoenix Suns	2nd	28
Scott Hastings	1982	New York Knicks	2nd	29
Jaylin Williams	2022	Oklahoma City Thunder	2nd	34
Isaiah Morris	1992	Miami Heat	2nd	37
Daniel Gafford	2019	Chicago Bulls	2nd	38
Fred Grim	1958	Syracuse Nationals	5th	38
Martin Terry	1973	Chicago Bulls	3rd	39
Sonny Weems	2008	Chicago Bulls	2nd	39
Patrick Beverley	2009	Los Angeles Lakers	2nd	42
Isaiah Joe	2020	Philadelphia 76ers	2nd	49
Darnell Robertson	1996	Dallas Mavericks	2nd	58
Bob Ambler	1951	Tri-Cities Blackhawks	7th	62
Marvin Delph	1978	Buffalo Braves	3rd	65
Jim Cathcart	1950	Washington Capitols	7th	77
Dean Tolson	1974	Seattle SuperSonics	5th	80
Tony Brown	1982	New Jersey Nets	4th	82
Walt Kearns	1953	Minneapolis Lakers	10th	87
Jerry Carlton	1962	St. Louis Hawks	13th	96
U.S. Reed	1981	Kansas City Kings	5th	104
Steve Schall	1979	San Antonio Spurs	5th	106
Marvin Delph	1979	Boston Celtics	6th	110
Gene Lambert Jr.	1953	Rochester Royals	18th	117
Charles Balentine	1985	Sacramento Kings	6th	120
Allan Zahn	1980	San Antonio Spurs	7th	153
Keith Peterson	1982	Dallas Mavericks	8th	165
Dennis White	1974	Kansas City Kings	10th	167
Leroy Sutton	1984	Dallas Mavericks	8th	176
Steve Schall	1980	San Antonio Spurs	10th	209



Moses Moody, the first "one-and-done" in Arkansas history, was the sixth Razorback to be an NBA Lottery pick, going 14th overall in the 2021 Draft.

BY TEAM

Team	Picks
Atlanta *	2
Boston	2
Brooklyn &	1
Chicago	4
Dallas	3
Golden State	1
Los Angeles Clippers @	1
Los Angeles Lakers #	2
Miami	1
Milwaukee	3
New York	2
Oklahoma City ^	2
Phoenix	2
Philadelphia !	1
Portland	1
Sacramento %	6
San Antonio	4
Utah	1

BY ROUND

*The NBA Draft was reduced to two rounds in 1989

Rd	Picks
1st	13
2nd	93rd
3rd	
4th	1
5th	4
6th	2
7th	3
8th	2
9th	0
10th	3
11th	0
12th	0
13th	1
18th	1

LOTTERY PICKS

NOTE: The NBA Lottery began in 1985

Year	Player	Team	Pick (Total)
1985	Joe Kleine	Kings	6th (7)
1992	Todd Day	Bucks	8th (11)
1995	Corliss Williamson	Kings	13th (13)
2001	Joe Johnson	Celtics	10th (13)
2006	Ronnie Brewer	Jazz	14th (14)
2021	Moses Moody	Warriors	14th (14)

Team Guide

* - 1 as Tri-Cities Blackhawks; 1 as St. Louis Hawks
 & - 1 as New Jersey Nets
 @ - 1 as Buffalo Braves
 # - 1 as Minneapolis Lakers
 ^ - 1 as Seattle SuperSonics
 ! - 1 as Syracuse Nationals
 % - 2 as Kansas City Kings; 1 as Rochester Royals



2021 NBA Champion Bobby Portis was the No. 22 overall pick by the Chicago Bulls in the 2015 NBA Draft and the 12th first rounder in program history.



All-NBA Teams (7)

2010 - Joe Johnson, Third Team, Atlanta
 1986 - Sidney Moncrief, Second Team, Milwaukee
 1986 - Alvin Robertson, Second Team, San Antonio
 1985 - Sidney Moncrief, Second Team, Milwaukee
 1984 - Sidney Moncrief, Second Team, Milwaukee
 1983 - Sidney Moncrief, First Team, Milwaukee
 1982 - Sidney Moncrief, Second Team, Milwaukee

All-Defensive Teams (14)

2020 - Patrick Beverley, Second Team, Los Angeles Clippers
 2017 - Patrick Beverley, First Team, Houston
 2014 - Patrick Beverley, Second Team, Houston
 1991 - Alvin Robertson, First Team, Milwaukee
 1990 - Alvin Robertson, Second Team, Milwaukee
 1989 - Alvin Robertson, Second Team, San Antonio
 1988 - Alvin Robertson, Second Team, San Antonio
 1987 - Alvin Robertson, First Team, San Antonio
 1986 - Sidney Moncrief, First Team, Milwaukee
 Alvin Robertson, Second Team, San Antonio
 1985 - Sidney Moncrief, First Team, Milwaukee
 1984 - Sidney Moncrief, First Team, Milwaukee
 1983 - Sidney Moncrief, First Team, Milwaukee
 1982 - Sidney Moncrief, Second Team, Milwaukee

NBA Titles (6)

Scott Hastings	1990, Detroit
Darrell Walker	1993, Chicago
Joe Kleine	1998, Chicago
Corliss Williamson	2004, Detroit
Bobby Portis	2021, Milwaukee
Moses Moody	2022, Golden State

All-Star Appearances (16)

Joe Johnson - 7 ('07, '08, '09, '10, '11, '12, '14)
 Sidney Moncrief - 5 ('82, '83, '84, '85, '86)
 Alvin Robertson - 4 ('86, '87, '88, '91)

NBA Player of the Month (3)

Joe Johnson (East)	March '08
Sidney Moncrief	December '81
Alvin Robertson	December '85

NBA All-Rookie Team (1)

Ron Brewer, 1978-79, First Team

NBA Sixth Man of the Year (1)

Corliss Williamson, 2001-02

NBA Defensive Player of the Year (2)

Sidney Moncrief, 1982-83 & 1983-84
 Alvin Robertson, 1985-86

NBA Most Improved Player (1)

Alvin Robertson, 1985-86, San Antonio



Joe Johnson reached a historic milestone in 2016-17, becoming the 42nd player in NBA history to score 20,000 career points.

ALL-TIME NBA ROSTER

- | | |
|---|-------------------|
| Corey Beck | 3 seasons |
| 1995-96, Charlotte Hornets; 1997-98 - Charlotte Hornets; 1998-99 - Detroit Pistons and Charlotte Hornets | |
| Patrick Beverley | 11 seasons |
| 2012-17 - Houston Rockets; 2017-21 - Los Angeles Clippers; 2021-22 - Minnesota Timberwolves; 2022 - Utah Jazz; 2022-pres. Los Angeles Lakers | |
| Ron Brewer | 14 seasons |
| 1978-80 - Portland Trailblazers; 1980-81 - Portland Trailblazers and San Antonio Spurs; 1981-82 - San Antonio Spurs and Cleveland Cavaliers; 1982-83 - Cleveland Cavaliers and Golden State Warriors; 1983-84 - Golden State Warriors and San Antonio Spurs; 1984-85 - San Antonio Spurs and New Jersey Nets; 1985-86 - Chicago Bulls and Cleveland Cavaliers | |
| Ronnie Brewer | 11 seasons |
| 2006-09 - Utah Jazz; 2009-10 - Utah Jazz and Memphis Grizzlies; 2010-12 - Chicago Bulls; 2012-13 - New York Knicks and Oklahoma City Thunder; 2013-14 - Houston Rockets and Chicago Bulls | |
| Tony Brown | 6 seasons |
| 1984-85 - Indiana Pacers; 1985-86 - Chicago Bulls; 1986-87 - New Jersey Nets; 1988-89 - Houston Rockets and Milwaukee Bucks; 1989-90 - Milwaukee Bucks; 1990-91 - Los Angeles Lakers and Utah Jazz; 1991-92 - Los Angeles Clippers and Seattle SuperSonics | |
| Coty Clarke | 1 season |
| 2015-16 - Boston Celtics | |
| Todd Day | 8 seasons |
| 1992-95 - Milwaukee Bucks; 1995-96 - Milwaukee Bucks and Boston Celtics; 1996-97 - Boston Celtics; 1997-98 - Miami Heat; 1999-00 - Phoenix Suns; 2000-01 - Minnesota Timberwolves | |
| Courtney Fortson | 1 season |
| 2011-12 - Los Angeles Clippers and Houston Rockets | |
| Daniel Gafford | 5 seasons |
| 2019-21 - Chicago Bulls; 2021-pres. - Washington Wizards | |
| Dusty Hannahs | 2 seasons |
| 2018-19 - Memphis Grizzlies; 2019-20 - Memphis Grizzlies | |
| Scott Hastings | 11 seasons |
| • NBA CHAMPION (1990 Detroit Pistons) •
1982-83 - New York Knicks and Atlanta Hawks; 1983-88 - Atlanta Hawks; 1988-99 - Miami Heat; 1989-91 - Detroit Pistons; 1991-93 - Denver Nuggets | |
| Steven Hill | 1 season |
| 2008-09 - Oklahoma City Thunder | |
| Derek Hood | 1 season |
| 1999-00 - Charlotte Hornets | |
| Dontell Jefferson | 1 season |
| 2008-09 - Charlotte Bobcats | |
| Isaiah Joe | 3 seasons |
| 2020-22 - Philadelphia 76ers; 2022-pres. - Oklahoma City Thunder | |
| Joe Johnson | 17 seasons |
| 2001-02 - Boston Celtics and Phoenix Suns; 2002-05 - Phoenix Suns; 2005-12 - Atlanta Hawks; 2012-15 - Brooklyn Nets - 2015-16 - Brooklyn Nets and Miami Heat; 2016-17 - Utah Jazz; 2017-18 - Utah Jazz and Houston Rockets | |
| Mason Jones | 2 seasons |
| 2020-21 - Houston Rockets, Philadelphia 76ers; 2021-pres. - Los Angeles Lakers | |
| Joe Kleine | 15 seasons |
| • NBA CHAMPION (1998 Chicago Bulls) •
1985-88 - Sacramento Kings; 1988-89 - Sacramento Kings and Boston Celtics; 1989-93 - Boston Celtics; 1993-96 - Phoenix Suns; 1996-97 - Phoenix Suns, Los Angeles Lakers and New Jersey Nets; 1997-98 - Chicago Bulls; 1998-99 - Phoenix Suns; 1999-00 - Portland Trailblazers | |
| Andrew Lang | 12 seasons |
| 1988-92 - Phoenix Suns; 1992-93 - Philadelphia 76ers; 1993-95 - Atlanta Hawks; 1995-96 - Atlanta Hawks and Minnesota Timberwolves; 1996-98 - Milwaukee Bucks; 1998-99 - Chicago Bulls; 1999-00 - New York Knicks | |



NBA Champion Corliss Williamson was the No. 13 pick by the Sacramento Kings in 1995.

- | | |
|---|-------------------|
| Daryl Macon | 2 seasons |
| 2018-19 - Dallas Mavericks; 2019-20 - Miami Heat | |
| Lee Mayberry | 7 seasons |
| 1992-96 - Milwaukee Bucks; 1996-99 - Vancouver Grizzlies | |
| Clint McDaniel | 1 season |
| 1995-96 - Sacramento Kings | |
| Melvin McGaha | 1 season |
| 1948-49 - New York Knicks | |
| Oliver Miller | 9 seasons |
| 1992-94 - Phoenix Suns; 1994-95 - Detroit Pistons; 1995-96 - Toronto Raptors; 1996-97 - Dallas Mavericks and Toronto Raptors; 1997-98 - Toronto Raptors; 1998-99 - Sacramento Kings; 1999-00 - Phoenix Suns; 2003-04 - Minnesota Timberwolves (2004) | |
| Sidney Moncrief | 11 seasons |
| 1979-89 - Milwaukee Bucks; 1990-91 - Atlanta Hawks | |
| Moses Moody | 2 seasons |
| • NBA CHAMPION (2022 Golden State Warriors) •
2021-pres. - Golden State Warriors | |
| Isaiah Morris | 1 season |
| 1992-93 - Detroit Pistons | |
| Jannero Pargo | 11 seasons |
| 2002-03 - Los Angeles Lakers; 2003-04 - Los Angeles Lakers, Toronto Raptors and Chicago Bulls; 2004-06 - Chicago Bulls; 2006-08 - New Orleans Hornets; 2009-10 - Chicago Bulls; 2011-12 - Atlanta Hawks; 2012-13 - Washington Wizards, Atlanta Hawks and Charlotte Bobcats; 2013-15 Charlotte Bobcats/Hornets | |
| Bobby Portis | 8 seasons |
| • NBA CHAMPION (2021 Milwaukee Bucks) •
2015-18 - Chicago Bulls; 2019 - Bulls and Washington Wizards; 2019-20 - New York Knicks; 2020-pres. Milwaukee Bucks | |
| Alvin Robertson | 12 seasons |
| 1984-89 - San Antonio Spurs; 1989-92 - Milwaukee Bucks; 1992-93 - Milwaukee Bucks and Detroit Pistons; 1995-96 - Toronto Raptors | |
| Dean Tolson | 3 seasons |
| 1974-75 - Seattle SuperSonics; 1976-78 - Seattle SuperSonics | |
| Darrell Walker | 10 seasons |
| • NBA CHAMPION (1993 Chicago Bulls) •
1983-86 - New York Knicks; 1986-87 - Denver Nuggets; 1987-91 - Washington Bullets; 1991-92 - Detroit Pistons; 1992-93 - Detroit Pistons and Chicago Bulls | |
| Sonny Weems | 4 seasons |
| 2008-09 - Denver Nuggets; 2009-11 - Toronto Raptors; 2015-16 - Phoenix Suns and Philadelphia 76ers | |
| Jaylin Williams | 1 season |
| 2022-pres. - Oklahoma City Thunder | |
| Corliss Williamson | 12 seasons |
| • NBA CHAMPION (2004 Detroit Pistons) •
1995-00 - Sacramento Kings; 2000-01 - Toronto Raptors and Detroit Pistons; 2001-04 - Detroit Pistons; 2004-05 - Philadelphia 76ers and Sacramento Kings; (2005), 2005-07 - Sacramento Kings | |



ARKANSAS SPORTS HALL OF FAME

Established in January, 1959, to honor individuals who have made a special contribution to athletics in Arkansas. Only inductees that coached, played or were closely affiliated with University of Arkansas athletics are listed.

- 1959 Jim Lee Howell, FB; Wear Schoonover, FB
- 1960 Jim Benton, FB; John Barnhill, FB, College Athletics; Steve Creekmore, FB, MGolf
- 1961 Hugo Bezdek, football, BASE
- 1962 None
- 1963 Clyde Scott, FB, T&F; George Cole, FB, College Athletics; Russell May, FB
- 1964 **Glen Rose, MBB**, FB; Dan Estes, FB
- 1965 **Gordon Carpenter, MBB; Tom Murphy, MBB, FB; J.L. Carter**, football
- 1966 Francis Schmidt, FB
- 1967 Frank Broyles, FB, College Athletics
- 1968 Howard "Red" Hickey, FB; Gene "Sodie" Davidson, FB
- 1970 **Melvin McGaha, MBB**, BASE, FB; Fred Thomsen, FB
- 1971 Wilson Matthews, FB; Pat Summerall, FB
- 1972 Maurice "Footsie" Britt, FB; Dave Hanner, FB; Boyd Cy-pert, College Athletics
- 1973 Ray Hamilton, FB; Sam Coleman, HS Athletics
- 1974 Jack Robbins, FB
- 1975 Miller Barber, MGolf; Lamar McHan, FB
- 1976 Billy Ray Smith, Sr., FB
- 1977 Leon "Muscles" Campbell, FB; **Tom Pickell, MBB**
- 1978 Fred Williams, FB
- 1979 Lance Alworth, FB; **Johnny Adams, MBB**
- 1980 Barry Switzer, FB
- 1981 Clifford Shaw, Officiating; Jim Mooty, FB; Wayne Harris, FB
- 1982 Aubrey "Cobb" Fowler, FB, T&F; Milan Creighton, FB
- 1983 Lou Holtz, FB; **Eddie Sutton, MBB**
- 1984 Fred Akers, FB; Kay Eakin, FB
- 1985 **Eugene Lambert, MBB**; Floyd Sagely, FB
- 1986 Loyd Phillips, FB; W. Howard Pearce, FB, Stadium Man-

- agement
- 1987 John McDonnell, T&F; Jim Lindsey, FB; Alton Baldwin, FB
- 1988 **George Kok, MBB**; Dwight Sloan, FB; Lewis Carpenter, FB
- 1989 Ken Hatfield, FB; Harold Horton, FB; Brad Scott, FB; R.H. Sikes, MGolf
- 1990 Henry Moore, FB
- 1991 Norm DeBriyn, BASE; **Pat Foster, MBB**; Gerald Nesbitt, FB
- 1992 Preston Carpenter, FB; Dan Hampton, FB
- 1993 **Sidney Moncrief, MBB**; Buddy Bob Benson, FB
- 1994 Joe Ferguson, FB; **Ron Brewer, MBB; Ike Poole, MBB**, FB
- 1995 Billy Ray Smith, Jr., FB; Chuck Dicus, FB
- 1996 Bill Burnett, FB; Kevin McReynolds, BASE; Raymond Peters, FB
- 1997 Bill Montgomery, FB; Billy Moore, FB; Mike Conley, T&F
- 1998 **Nolan Richardson, MBB; Marvin Delph, MBB**; Jimmy Johnson, FB; Firmon Bynum, FB
- 1999 Ronnie Caveness, FB; Jerry Jones, FB
- 2000 **Tommy Boyer, MBB**; Bobby Burnett, FB
- 2001 Orville Henry, Journalism; Jerry Lamb, FBI; Ken Turner, FB
- 2002 Steve Atwater, FB; Brandon Burlsworth, FB; **Joe Kleine, MBB**; Cliff Powell, FB
- 2003 O'Neale Adams, FB; Louis Schaufele, FB, BASE; **Darrell Walker, MBB**
- 2004 Jesse Branch, FB; Bud Campbell, Journalism; Bud Canada, FB; Steve Cox, FB; Wayne Martin, FB
- 2005 William "Bud" Brooks, FB; **Scott Hastings, MBB**
- 2006 Gary Anderson, FB; John Daly, MGolf; Paul Eells, TV and Radio Play-by-Play; **Fred Grim, MBB**; Bettye Fiscus Dickey, WBB
- 2007 Bobby Crockett, FB; Tom Pagnozzi, BASE; George Walker, FB; Jim Elder, Journalism
- 2008 **Todd Day, MBB**; Bruce James, FB; Jon Richardson, FB
- 2009 Martine Bercher, FB; R.C. Thielemann, FB; **Corliss Williamson, MBB**; Jarrell Williams, FB
- 2010 Bill Ferrell, Trainer & Baseball Coach; Leotis Harris, FB;

- Scotty Thurman, MBB**; 1964 National Championship Football Team
- 2011 Dick Bumpas, FB; **Jerry Carlton, MBB**; Ben Cowins, FB; Quinn Grove, FB; Cliff Horton, FB; Cliff Lee, BASE
- 2012 Harry Jones, FB; **Lee Mayberry, MBB; U.S. Reed, MBB**; Bob Ford, football; **1994 National Championship Basketball Team**
- 2013 Stacy Lewis, WGolf; Frank O'Mara, T&F
- 2014 David Bazzel, FB; Gary Blair, WBB; Dennis "Dirt" Winston, FB
- 2015 **Pat Bradley, MBB**; Ron Calcagni, FB; Stephen Jones, FB; Bowden Wyatt, FB; Christy Smith, WBB
- 2016 **Almer Lee, MBB**; Greg Koch, FB, Fred Marshall, FB, Niall O'Shaughnessy, XC/T&F
- 2017 Darren McFadden, FB; Larry Jackson, FB
- 2018 Kevin Scanlon, FB; Brison Manor, FB; Dean Weber, Training; Jerry Eckwood, FB; Shawn Andrews, FB
- 2019 Gary Adams, FB; Madre Hill, FB; Houston Nutt, FB
- 2020 Lucas Anthony, FB; **Jim Counce, MBB**; Ike Forte, FB
- 2021 Lisa Cornwell, WGolf; Lance Harter, XC/T&F; Tim Horton, FB; **Joe Johnson, MBB**; Johnny Ray, BASE
- 2022 Tommy Brasher, FB; Barry Foster, FB; Matt Jones, FB; Brad Taylor, FB; **Corey Beck, MBB**; Tyson Gay, T&F

UNIVERSITY OF ARKANSAS SPORTS HALL OF HONOR

The University of Arkansas Sports Hall of Honor was established in 1988 as a means of honoring the all-time great athletes and coaches that have done so much in establishing a tradition of excellence in University of Arkansas athletics. Only former Razorback lettermen are allowed to vote.

- 1988 Lance Alworth, John Barnhill, Frank Broyles, **Sidney Moncrief, Glen Rose**, Clyde Scott
- 1989 Jim Benton, George Cole, Wayne Harris, Wilson Matthews, Kevin McReynolds, **Wear Schoonover**
- 1990 Miller Barber, **Mel McGaha**, John McDonnell, Loyd Phillips, Jack Robbins, Jim Lee Howell
- 1991 Leon Campbell, Mike Conley, Norm DeBriyn, Dan Hampton, Dave Hanner, Fred Williams
- 1993 **Ron Brewer**, Chuck Dicus, Joe Ferguson, Lamar McHan, Pat Summerall
- 1994 **George Kok**, Maurice Britt, Bill Ferrell, Steve Little, Bettye Fiscus, Billy Ray Smith Sr., Niall O'Shaughnessy, John Daly
- 1995 Bill Burnett, Ken Hatfield, **Eddie Sutton**, R.H. Sikes, Tim Lollar, J. William Fulbright, Bud Brooks
- 1996 Preston Carpenter, Bob Cheyne, Joe Falcon, **Eugene Lambert**, Bill Montgomery, Billy Moore, **Nolan Richardson**, Barry Switzer, Melody Sye
- 1997 Harold Horton, Jim Mooty, Lon Farrell, Billy Ray Smith, Jr., Johnny Ray, Frank O'Mara, Jim Lindsey, Henry Moore, Floyd Sagely
- 1998 Steve Atwater, **Marvin Delph**, Paul Donovan, Bev Lewis, Eddie Bradford, **Ike Poole**, Steve Creekmore, Sr.
- 1999 Fred Akers, **Tommy Boyer**, Ronnie Caveness, Jimmy Johnson, Gordon Long, Gerald Nesbitt, Tom Pagnozzi, Stanley Redwine, George Walker
- 2000 Jesse Branch, Bobby Burnett, Lew Carpenter, Delmonica DeHorney, Howard "Red" Hickey, Jeff King, **Joe Kleine**, Tom Murphy, Dean Weber
- 2001 Alton Baldwin, Jim Bone, Deena Drossin, **Pat Foster**,


- Quinn Grove, Glen Ray Hines, Cliff Powell, Reuben Reina, Jarrell Williams
- 2002 **Todd Day**, Bobby Crockett, Martine Bercher, Rick Schaeffer, Deane Pappas, Amber Nicholas Shirey, Harold E. "Sonney" Henson, Ronnie Underwood, Ray Hamilton
- 2003 **Johnny Adams**, Gary Anderson, Bud Canada, Chip Hooper, Fred Marshall, Jerry Mazzanti, Cynthia Moore, Scott Tabor, **Corliss Williamson**
- 2004 Brandon Burlsworth, **Jerry Carlton**, Peter Doohan, Harry Jones, Jerry Jones, Seneca Lassiter, Wayne Martin, **Lee Mayberry**, Tracy Webb Rice
- 2005 Dick Booth, Bill Gray, Leotis Harris, **Scott Hastings**, Steve Krueger, Jerry Lamb, Jon Richardson, Christy Smith, R.C. Thielemann
- 2006 Scott Bull, Dick Bumpas, Jay Donathan, Ron Hightower, Bobby Proctor, Louis Schaufele, **Martin Terry**, Amy Yoder Begley, Lance Harter
- 2007 Jim Barnes, Jackie Brasuell, Ben Cowins, Megan Flowers, Dean Garrett, Brenden Pappas, Randy Stewart, Phillip Stidham, **Scotty Thurman**
- 2008 Rodney Brand, Tommy Brasher, Bruce James, Daniel Lincoln, Ryan Lundquist, George McKinney, Gi-Gi Miller, **Darrell Walker**, Steed White
- 2009 Shawn Andrews, Richard Bell, Ron Calcagni, Veronica Campbell-Brown, **Dr. Jim Counce**, Alistair Cragg, Billy Joe Moody, Tom Pucci
- 2010 Bubba Carpenter, **Milan Creighton**, Ike Forte, Karen Gorham, Greg Koch, Kevin Scanlon, **U.S. Reed**, Tracy Robertson, Terry Don Phillips, Erick Walder, Jim Williams
- 2011 Gary Adams, Steve Cox, Jessica Koch Dailey, **Fred Grim**, **Almer Lee**, Brison Manor Jr., Jessica Field Phelan, Godfrey Siamusiye, Pat Serret, Jimmy Walker
- 2012 Edrick Floreal, **Andrew Lang**, Bill McClard, Bruce Maxwell, Ronn Reynolds, **Clyde Rhoden**, Jody Rittenhouse, Lisa Sparks, Terry Stewart, Dennis Winston
- 2013 Barry Foster, Dickey Morton, **Charles Valentine**, Calvin Davis, Greg D'Alexander, Cheryl McArton Ward,

- Edel Hackett, Don Christian, Buddy Sutton
- 2014 **Pat Bradley**, Freddie Childress, Shemeka Christon, Robert Cox, Graham Hood, Kenoy Kennedy, Stacy Lewis, Pat Morrison, Louis Ramsay
- 2015 Niall Bruton, Deedee Brown-Campbell, Robin Ford, Lynn Garner, **Derek Hood**, Steve Korte, Mike Loggins, Ron Meyer, Kendall Trainor
- 2016 Gregory Lasker, **Oliver Miller**, Lou Holtz, Kendrick Moore, Roddie Haley, Christie Wurth-Thomas, Tammy Kincaid-Dustin, **Tom Pickell**, Danny Rhodes
- 2017 Ken Hamlin, Madre Hill, Troy Eklund, Jack O'Keefe, Melvin Lister, Amy Wright, Chin Bee Khoo, Louis Campbell, Bo Busby
- 2018 April Steiner Bennett, Ron Faurot, Greg Horne, Ivan Jordan, Bruce Lahay, Ewell Lee, Steve Loy, Dana McQuillin, **Rickey Medlock**, Sytia Messer, **Jonathon Modica**, Nick Schmidt, Jerry Spencer, Randy Stephens, Kim Storey Chronister
- 2019 Mike Bender, Tony Cherico, Bill Dorothy, Greg Kolen-da, Jim Mabry, Ruthie Miller, Krystal Osborne, Maria Pavlidou, Dean Pryor, Tag Ridings, **James "Doc" Sexton**, Tim Siegel, Gerald Skinner, Shelly Wallace, Kevin Campbell, **James Cathcart**, Dick Cunningham David Dickey, **Joe Johnson**, David Lingmerth, Anthony Lucas, Hal McAfee, Aurelija Miseviciute, LaShaunte'a Moore, Tiffany Woolley Moyer, Wallace Spearman Jr., Martin Smith, Tommy Trantham, Lee Yoder
- 2020 **Corey Beck**, Ralph Kruas, Amanda McCurdy, Darren McFaden, Ken Turner
- 2021 Brian Wellman, **Clint McDaniel**, George Stewart, Robert Farrell, Tiffany Wooley Moyer, Sandi Morris
- 2022 Joe Adams, Bill Bakewell, Gary Blair, Ruth Cohoon, Ray Doakes, Katherine Grable, **Ron Huery**, Andy Skeels, Dale White




TODD DAY

Is not only Arkansas' all-time leading scorer (2,395 pts) but he ranks ninth in rebounds (673), eighth in assists (319) and second in steals (271). His 449 free throws made ranks second and his 226 3-pointers made ranks fifth.



IN THIS SECTION


1,000-Point Scorers.....	120-124
30-Point Games.....	125
Scoring Records	126-127
Field Goal Records.....	128-130
Free Throw Records	131-133
Rebounding Records	134-135
Three-Point Field Goal Records	136-138
Assist Records.....	139
Block Records.....	140
Steal Records	141
Class Records	142
Team Records	143-147
Year-By-Year Comparison	148-150
100-Point Games	151
Miscellaneous Records	152
Postseason Results/Records	153-1540
Series Records vs Opponents.....	155
All-Time Series Records	155-163
Year-By-Year W/L Records	164
Coaching Records	165
Year-By-Year Results.....	166-182



		1 Todd Day (1989-92)										2,395 points				
Seasons	G-GS	Min-Avg.	FG-FGA	Pct.	3FG-3FGA	Pct.	FT-FTA	Pct.	Off-Def-Reb.	Avg.	A	TO	Blk	Stl	Pts.	Avg.
1988-89	32-13	741-23.2	148-328	.451	31-90	.344	98-137	.715	44-85-129	4.0	49	73	27	48	425	13.3
1989-90	35-34	1,008-28.8	237-483	.491	71-176	.403	139-183	.760	72-116-188	5.4	89	83	33	82	684	19.5
1990-91	38-37	1,121-29.5	277-586	.473	67-189	.354	165-221	.747	77-124-201	5.3	111	99	25	85	786	20.7
1991-92	22-22	711-32.3	173-347	.499	57-133	.429	97-127	.764	53-102-155	7.0	70	62	17	56	500	22.7
Totals	127-106	3,581-28.2	835-1,744	.479	226-588	.384	499-668	.747	246-427-673	5.3	319	317	102	271	2,395	18.9



		2 Sidney Moncrief (1976-79)										2,066 Points				
Seasons	G-GS	Min-Avg.	FG-FGA	Pct.	3FG-3FGA	Pct.	FT-FTA	Pct.	Off-Def-Reb.	Avg.	A	TO	Blk	Stl	Pts.	Avg.
1975-76	28	-	149-224	.665	-	-	56-77	.727	213	7.6	-	-	-	-	354	12.6
1976-77	28	-	157-242	.649	-	-	117-171	.684	235	8.4	-	-	-	-	431	15.4
1977-78	36	1,293-35.9	209-354	.590	-	-	203-256	.793	278	7.7	60	116	17	44	621	17.3
1978-79	30	1,157-38.6	224-400	.560	-	-	212-248	.855	289	9.6	80	109	13	44	660	22.0
Totals	122	2,450-37.1	739-1,220	.616	-	-	588-752	.765	1015	8.3	140	225	30	88	2,066	16.9




		3 Lee Mayberry (1989-92)										1,940 Points				
Seasons	G-GS	Min-Avg.	FG-FGA	Pct.	3FG-3FGA	Pct.	FT-FTA	Pct.	Off-Def-Reb.	Avg.	A	TO	Blk	Stl	Pts.	Avg.
1988-89	32-32	1,001-31.3	157-314	.500	33-74	.446	67-91	.736	102	3.2	135	50	2	50	414	12.9
1989-90	35-35	1,131-32.3	193-381	.507	65-129	.504	57-72	.792	100	2.6	183	59	7	66	508	14.5
1990-91	38-37	1,216-32.0	192-397	.484	57-149	.383	59-93	.634	129	3.4	209	69	3	100	500	13.2
1991-92	34-34	1,167-34.3	181-368	.492	63-162	.389	93-125	.744	78	2.3	202	54	12	75	518	15.2
Totals	139-138	4,515-32.5	723-1,460	.495	218-514	.424	276-381	.724	130-279-409	2.9	729	232	24	291	1,940	14.0



		4 Scott Hastings (1979-82)										1,779 Points				
Seasons	G-GS	Min-Avg.	FG-FGA	Pct.	3FG-3FGA	Pct.	FT-FTA	Pct.	Off-Def-Reb.	Avg.	A	TO	Blk	Stl	Pts.	Avg.
1978-79	30	753-25.1	97-191	.508	-	-	54-74	.730	138	4.6	38	54	11	10	248	8.3
1979-80	29	1,033-35.6	172-322	.534	-	-	125-160	.781	194	6.7	34	74	17	24	469	16.2
1980-81	32	1,054-32.9	192-341	.563	-	-	139-189	.735	173	5.4	45	80	21	29	523	16.3
1981-82	29	1,040-35.9	204-369	.553	-	-	131-177	.740	175	6.7	42	82	23	43	539	18.6
Totals	120	3,880-32.3	665-1,223	.544	-	-	449-600	.748	699	5.7	159	290	72	106	1,779	14.8




		5 Pat Bradley (1996-99)										1,765 Points				
Seasons	G-GS	Min-Avg.	FG-FGA	Pct.	3FG-3FGA	Pct.	FT-FTA	Pct.	Off-Def-Reb.	Avg.	A	TO	Blk	Stl	Pts.	Avg.
1995-96	33-17	793-24.0	107-256	.418	82-198	.414	39-51	.765	12-55-67	2.0	41	44	0	32	335	10.2
1996-97	32-29	964-30.1	150-339	.442	98-230	.426	63-69	.913	19-53-72	2.3	57	57	0	55	461	14.4
1997-98	33-31	970-29.4	161-421	.382	98-242	.384	74-82	.902	29-59-88	2.7	56	64	1	50	489	14.8
1998-99	34-31	971-28.6	158-396	.399	93-245	.380	71-86	.826	27-59-86	2.5	54	47	3	23	480	14.1
Totals	132-108	3,698-28.0	576-1,412	.408	366-915	.400	247-288	.858	87-226-313	2.4	208	212	4	160	1,765	13.4




		6 Joe Kleine (1983-85)										1,753 Points				
Seasons	G-GS	Min-Avg.	FG-FGA	Pct.	3FG-3FGA	Pct.	FT-FTA	Pct.	Off-Def-Reb.	Avg.	A	TO	Blk	Stl	Pts.	Avg.
1982-83	30	950-31.7	165-307	.538	-	-	69-109	.633	219	7.3	18	81	9	19	399	13.3
1983-84	32-32	1,173-36.7	209-351	.595	-	-	163-211	.773	293	9.2	25	98	21	26	581	18.2
1984-85	35-35	1,289-36.8	294-484	.607	-	-	185-257	.720	294	8.4	23	87	16	38	773	22.1
Totals	97-67	3,412-35.2	668-1,142	.585	-	-	417-577	.723	806	8.3	66	266	46	83	1,753	18.1



		7 Marvin Delph (1975-78)										1,742 Points				
Seasons	G-GS	Min-Avg.	FG-FGA	Pct.	3FG-3FGA	Pct.	FT-FTA	Pct.	Off-Def-Reb.	Avg.	A	TO	Blk	Stl	Pts.	Avg.
1974-75	26	409-15.7	68-135	.504	-	-	26-32	.813	66	2.5	17	-	-	-	162	6.2
1975-76	27	-	196-393	.499	-	-	48-58	.828	190	7.0	-	-	-	-	440	16.3
1976-77	28	-	245-460	.533	-	-	62-84	.738	154	5.5	-	-	-	-	552	19.7
1977-78	35	1,164-33.3	253-452	.560	-	-	82-94	.872	199	5.7	29	58	10	32	588	16.8
Totals	116	1,573-25.8	762-1,440	.529	-	-	218-268	.813	609	5.3	46	58	10	32	1,742	15.0



		8 Corliss Williamson (1993-95)										1,728 Points				
Seasons	G-GS	Min-Avg.	FG-FGA	Pct.	3FG-3FGA	Pct.	FT-FTA	Pct.	Off-Def-Reb.	Avg.	A	TO	Blk	Stl	Pts.	Avg.
1992-93	18-7	454-25.2	101-176	.574	0-0	.000	61-98	.622	44-48-92	5.1	30	40	22	7	263	14.6
1993-94	34-34	989-29.1	273-436	.626	0-0	.000	149-213	.700	103-159-262	7.7	74	90	39	39	695	20.4
1994-95	39-39	1,208-31.0	283-515	.550	1-6	.167	203-304	.668	128-165-293	7.5	89	92	33	67	770	19.7
Totals	91-80	2,651-29.1	657-1,127	.583	1-6	.167	413-615	.672	275-372-647	7.1	193	222	94	113	1,728	19.0




		9 Oliver Miller (1989-92)										1,674 Points				
Seasons	G-GS	Min-Avg.	FG-FGA	Pct.	3FG-3FGA	Pct.	FT-FTA	Pct.	Off-Def-Reb.	Avg.	A	TO	Blk	Stl	Pts.	Avg.
1988-89	30-8	599-20.0	88-161	.547	4-12	.333	50-78	.641	29-83-112	3.7	41	65	60	20	230	7.7
1989-90	35-13	757-21.6	152-238	.639	0-4	.000	86-132	.652	73-146-219	6.3	49	77	85	41	390	11.1
1990-91	38-35	931-24.5	254-361	.704	1-3	.333	87-135	.644	117-177-294	7.7	103	109	112	55	596	15.7
1991-92	34-30	956-28.1	186-309	.602	0-11	.000	86-133	.647	92-169-261	7.7	103	96	88	38	458	13.5
Totals	137-86	3,243-23.7	680-1,069	.636	5-30	.167	309-478	.645	311-575-886	6.5	296	347	345	154	1,674	12.2



1,000-Point Scorers

RAZORBACK RECORDS

ARKANSAS BASKETBALL




		10 Scotty Thurman (1993-95)										1,650 Points				
Seasons	G-GS	Min-Avg.	FG-FGA	Pct.	3FG-3FGA	Pct.	FT-FTA	Pct.	Off-Def-Reb.	Avg.	A	TO	Blk	Stl	Pts.	Avg.
1992-93	31-31	890-28.7	204-439	.465	80-181	.442	52-65	.800	32-104-136	4.4	67	52	9	49	540	17.4
1993-94	34-34	987-29.0	201-429	.469	85-198	.429	52-71	.732	41-112-153	4.5	103	51	9	47	539	15.9
1994-95	37-37	1,186-32.1	206-450	.458	102-239	.427	57-73	.781	39-106-145	3.9	84	74	2	51	571	15.4
Totals	102-102	3,063-30.0	611-1318	.464	267-618	.432	161-209	.770	112-322-434	4.3	254	177	20	147	1,650	16.2




		11 George Kok (1945-48)										1,644 Points				
Seasons	G-GS	Min-Avg.	FG-FGA	Pct.	3FG-3FGA	Pct.	FT-FTA	Pct.	Off-Def-Reb.	Avg.	A	TO	Blk	Stl	Pts.	Avg.
1944-45	24	-	192	-	-	-	65-95	.684	-	-	-	-	-	-	449	18.7
1945-46	23	-	154	-	-	-	80-107	.748	-	-	-	-	-	-	388	16.8
1946-47	24	-	136	-	-	-	66-97	.680	-	-	-	-	-	-	338	14.1
1947-48	23	-	191	-	-	-	87-128	.680	-	-	-	-	-	-	469	20.4
Totals	94	-	673	-	-	-	298-427	.698	-	-	-	-	-	-	1,644	17.5



		12 Jonathon Modica (2003-06)										1,589 Points				
Seasons	G-GS	Min-Avg.	FG-FGA	Pct.	3FG-3FGA	Pct.	FT-FTA	Pct.	Off-Def-Reb.	Avg.	A	TO	Blk	Stl	Pts.	Avg.
2002-03	28-19	688-24.6	117-252	.464	31-86	.360	58-88	.659	56-69-125	4.5	17	53	2	29	323	11.5
2003-04	28-23	828-29.6	157-340	.462	37-114	.325	111-142	.782	59-66-125	4.5	34	62	2	21	462	16.5
2004-05	30-12	632-31.1	103-198	.520	30-70	.429	53-91	.582	35-50-85	2.8	47	57	2	22	289	9.6
2005-06	32-32	990-30.9	178-376	.473	55-157	.350	104-142	.732	58-70-128	4.0	53	66	1	36	515	16.1
Totals	118-86	3,138-26.6	555-1166	.476	153-427	.358	326-463	.704	208-255-463	3.9	151	238	7	108	1,589	13.5



		13 Ron Huery (1987-88, 1990-91)										1,550 Points				
Seasons	G-GS	Min-Avg.	FG-FGA	Pct.	3FG-3FGA	Pct.	FT-FTA	Pct.	Off-Def-Reb.	Avg.	A	TO	Blk	Stl	Pts.	Avg.
1986-87	33-30	960-29.1	129-291	.443	22-61	.361	106-137	.774	43-74-117	3.5	89	100	3	59	386	11.7
1987-88	30-24	894-29.8	147-324	.454	27-69	.391	82-113	.726	43-78-121	4.0	72	75	16	51	403	13.4
1989-90	33-6	678-20.5	119-257	.463	17-52	.327	74-94	.787	31-67-98	3.0	82	41	16	37	329	10.0
1990-91	38-10	795-20.9	139-284	.489	28-73	.384	126-150	.840	57-67-124	3.3	108	63	35	60	432	11.4
Totals	134-70	3,327-24.8	534-1156	.462	94-255	.369	388-494	.785	174-286-460	3.4	351	279	70	207	1,550	11.6



		14 Kareem Reid (1996-99)										1,475 Points				
Seasons	G-GS	Min-Avg.	FG-FGA	Pct.	3FG-3FGA	Pct.	FT-FTA	Pct.	Off-Def-Reb.	Avg.	A	TO	Blk	Stl	Pts.	Avg.
1995-96	33-31	1,117-33.8	141-357	.395	28-108	.259	116-169	.686	34-67-101	3.1	219	124	0	65	426	12.9
1996-97	32-29	986-30.8	112-271	.413	17-73	.233	74-106	.698	27-59-86	2.7	183	17	0	68	315	9.8
1997-98	32-28	944-29.5	127-295	.431	39-113	.345	88-119	.738	17-51-68	2.1	166	73	0	61	381	11.9
1998-99	34-29	971-28.6	117-293	.399	36-112	.321	83-108	.769	23-63-86	2.5	181	73	2	57	353	10.4
Totals	131-117	4,018-30.7	497-1216	.409	120-406	.296	361-502	.719	101-240-341	2.6	749	287	2	251	1,475	11.3



		15 Ron Brewer (1976-78)										1,440 Points				
Seasons	G-GS	Min-Avg.	FG-FGA	Pct.	3FG-3FGA	Pct.	FT-FTA	Pct.	Off-Def-Reb.	Avg.	A	TO	Blk	Stl	Pts.	Avg.
1975-76	28	-	130-226	.575	-	-	74-99	.748	105	3.8	-	-	-	-	334	11.9
1976-77	27	-	199-326	.610	-	-	61-97	.629	85	3.1	-	-	-	-	459	17.0
1977-78	36	1,291-35.9	258-486	.531	-	-	131-157	.834	112	3.1	99	98	27	77	647	18.0
Totals	91	1,291-35.9	587-1,038	.566	-	-	266-353	.754	302	3.3	99	98	27	77	1,440	15.8



		16 Ronnie Brewer (2004-06)										1,416 Points				
Seasons	G-GS	Min-Avg.	FG-FGA	Pct.	3FG-3FGA	Pct.	FT-FTA	Pct.	Off-Def-Reb.	Avg.	A	TO	Blk	Stl	Pts.	Avg.
2003-04	28-28	907-32.4	125-260	.481	17-64	.266	74-129	.574	59-94-153	5.5	94	72	20	57	341	12.2
2004-05	30-29	955-31.8	171-360	.475	36-91	.396	108-165	.655	52-93-145	4.8	101	61	14	76	486	16.2
2005-06	32-31	1,112-34.8	197-447	.441	51-151	.338	144-192	.750	39-115-154	4.8	104	70	15	83	589	18.4
Totals	90-88	2,974-33.0	493-1067	.462	104-306	.340	326-486	.671	150-302-452	5.0	299	203	49	216	1,416	15.7



		17 Martin Terry (1972-73)										1,368 Points				
Seasons	G-GS	Min-Avg.	FG-FGA	Pct.	3FG-3FGA	Pct.	FT-FTA	Pct.	Off-Def-Reb.	Avg.	A	TO	Blk	Stl	Pts.	Avg.
1971-72	26	-	213-454	.464	-	-	207-261	.793	141	5.4	-	-	-	-	633	24.3
1972-73	26	-	264-508	.520	-	-	207-242	.855	95	3.7	-	-	-	-	735	28.3
Totals	52	-	477-962	.496	-	-	414-503	.823	236	4.5	-	-	-	-	1,368	26.3




		18 Darrell Walker (1981-83)										1,325 Points				
Seasons	G-GS	Min-Avg.	FG-FGA	Pct.	3FG-3FGA	Pct.	FT-FTA	Pct.	Off-Def-Reb.	Avg.	A	TO	Blk	Stl	Pts.	Avg.
1980-81	31	926-29.9	137-269	.509	-	-	75-125	.600	139	4.5	103	120	28	79	349	11.3
1981-82	29	1,039-35.8	162-316	.513	-	-	106-161	.658	152	5.2	101	108	11	67	430	14.8
1982-83	30	1,105-36.8	197-374	.527	-	-	152-238	.639	172	5.7	98	116	11	84	546	18.2
Totals	90	3,070-34.1	496-959	.517	-	-	333-524	.635	463	5.1	302	344	50	230	1,325	14.7





		19 Darian Townes (2005-08)										1,318 Points				
Seasons	G-GS	Min-Avg.	FG-FGA	Pct.	3FG-3FGA	Pct.	FT-FTA	Pct.	Off-Def-Reb.	Avg.	A	TO	Blk	Stl	Pts.	Avg.
2004-05	30-14	715-23.8	122-235	.519	1-1	1.000	60-86	.698	56-81-137	4.6	14	37	48	15	305	10.2
2005-06	32-12	714-22.3	126-252	.500	0-0	.000	52-83	.627	59-105-164	5.1	25	39	52	14	304	9.5
2006-07	35-5	619-17.7	118-220	.536	1-1	1.000	47-84	.560	50-100-150	4.3	21	43	56	11	284	8.1
2007-08	35-8	805-23.0	168-279	.602	0-0	.000	89-142	.627	77-116-193	5.5	31	46	38	21	425	12.1
TOTAL	132-39	2,853-21.6	534-986	.542	2-2	1.000	248-395	.628	242-402-644	4.9	91	165	194	61	1,318	10.0




		20 Dean Tolson (1972-74)										1,316 Points				
Seasons	G-GS	Min-Avg.	FG-FGA	Pct.	3FG-3FGA	Pct.	FT-FTA	Pct.	Off-Def-Reb.	Avg.	A	TO	Blk	Stl	Pts.	Avg.
1971-72	26	-	164-340	.482	-	-	76-155	.490	257	9.9	-	-	-	-	404	15.5
1972-73	25	-	183-356	.514	-	-	74-142	.521	310	12.4	-	-	-	-	440	17.6
1973-74	21	-	204-373	.547	-	-	64-115	.557	278	13.2	-	-	-	-	472	22.5
Totals	72	-	551-1069	.515	-	-	214-412	.585	845	11.7	-	-	-	-	1,316	17.0



		21 Rotnei Clarke (2009-11)										1,306 Points				
Seasons	G-GS	Min-Avg.	FG-FGA	Pct.	3FG-3FGA	Pct.	FT-FTA	Pct.	Off-Def-Reb.	Avg.	A	TO	Blk	Stl	Pts.	Avg.
2008-09	30-30	944-31.5	120-294	.408	83-211	.393	43-46	.935	13-43-56	1.9	32	25	1	27	366	12.2
2009-10	31-30	1,058-34.1	151-332	.455	100-234	.427	67-81	.827	5-69-74	2.4	37	36	3	36	469	15.1
2010-11	31-31	985-31.8	144-328	.439	91-208	.438	92-107	.860	10-84-94	3.0	49	38	1	24	471	15.2
TOTAL	92-91	2,987-32.5	415-954	.435	274-653	.420	202-234	.863	28-196-224	2.4	118	99	5	87	1,306	14.2



		22 Marshawn Powell (2010-13)										1,283 Points				
Seasons	G-GS	Min-Avg.	FG-FGA	Pct.	3FG-3FGA	Pct.	FT-FTA	Pct.	Off-Def-Reb.	Avg.	A	TO	Blk	Stl	Pts.	Avg.
2009-10	32-32	992-31.0	190-380	.500	8-37	.216	90-142	.634	74-141-215	6.7	45	66	42	32	478	14.9
2010-11	28-18	628-22.4	117-251	.466	7-28	.250	62-94	.660	46-81-127	4.5	29	41	14	21	303	10.8
2011-12	2-2	43-21.5	15-21	.714	0-2	.000	9-13	.692	5-7-12	6.0	3	8	3	2	39	19.5
2012-13	32-31	819-25.6	175-359	.487	27-78	.346	86-134	.642	61-113-174	5.4	43	58	37	38	463	14.5
TOTAL	94-83	2,482-26.4	497-1,011	.492	42-145	.290	247-383	.645	186-342-528	5.6	120	173	96	93	1,283	13.6




		23 U.S. Reed (1978-81)										1,260 Points				
Seasons	G-GS	Min-Avg.	FG-FGA	Pct.	3FG-3FGA	Pct.	FT-FTA	Pct.	Off-Def-Reb.	Avg.	A	TO	Blk	Stl	Pts.	Avg.
1977-78	31	298-9.6	27-48	.563	-	-	31-45	.689	37	1.2	14	22	10	6	85	2.7
1978-79	30	990-33.0	128-238	.538	-	-	97-141	.688	95	3.2	63	56	19	27	353	11.8
1979-80	29	1,099-37.9	166-298	.557	-	-	74-93	.796	108	3.7	41	45	16	36	406	14.0
1980-81	32	1,129-35.3	155-302	.513	-	-	106-140	.757	131	4.1	40	74	22	50	416	13.0
Totals	122	3,516-28.8	476-886	.537	-	-	308-419	.735	371	3.0	158	197	67	119	1,260	10.3



		24 Derek Hood (1996-99)										1,247 Points				
Seasons	G-GS	Min-Avg.	FG-FGA	Pct.	3FG-3FGA	Pct.	FT-FTA	Pct.	Off-Def-Reb.	Avg.	A	TO	Blk	Stl	Pts.	Avg.
1995-96	33-28	717-21.7	105-222	.473	0-0	.000	36-82	.439	98-102-200	6.1	36	75	22	32	246	7.5
1996-97	32-31	872-27.3	130-269	.483	0-1	.000	50-79	.633	101-156-257	8.0	54	77	23	39	310	9.7
1997-98	32-29	722-22.6	119-237	.502	0-0	.000	32-60	.533	71-125-196	6.1	53	66	27	36	270	8.4
1998-99	34-34	978-28.8	173-306	.565	0-2	.000	75-110	.682	144-205-349	10.3	61	66	31	41	421	12.4
Totals	131-122	3,289-25.1	527-1034	.510	0-3	.000	193-331	.583	414-588-1,002	7.6	204	284	103	148	1,247	9.5



		25 Moses Kingsley (2014-17)										1,200 Points				
Seasons	G-GS	Min-Avg.	FG-FGA	Pct.	3FG-3FGA	Pct.	FT-FTA	Pct.	Off-Def-Reb.	Avg.	A	TO	Blk	Stl	Pts.	Avg.
2013-14	32-0	368-11.5	43-81	.531	1-2	.500	41-63	.651	39-63-102	3.2	7	14	49	14	128	4.0
2014-15	36-4	391-10.9	49-101	.485	0-0	.000	33-53	.623	45-45-90	2.5	11	23	38	15	131	3.6
2015-16	32-31	945-29.5	183-334	.548	0-0	.000	142-223	.637	103-196-299	9.3	39	65	76	36	508	15.9
2016-17	36-36	998-27.7	149-319	.467	7-16	.438	128-169	.757	79-198-277	7.7	49	70	93	23	433	12.0
TOTAL	136-71	2702-19.9	424-835	.508	8-18	.444	344-508	.677	266-502-768	5.6	106	172	256	88	1,200	8.8



		26 Mario Credit (1987-90)										1,162 Points				
Seasons	G-GS	Min-Avg.	FG-FGA	Pct.	3FG-3FGA	Pct.	FT-FTA	Pct.	Off-Def-Reb.	Avg.	A	TO	Blk	Stl	Pts.	Avg.
1986-87	32-11	498-15.6	77-126	.611	0-0	.000	39-60	.650	28-64-92	2.9	8	28	15	11	193	6.0
1987-88	30-15	693-23.1	107-183	.585	0-0	.000	79-118	.669	48-93-141	4.7	22	50	16	27	293	9.8
1988-89	32-24	717-22.4	149-246	.606	0-0	.000	68-117	.581	54-92-146	4.6	20	49	22	28	366	11.4
1989-90	33-26	621-18.8	106-185	.573	0-0	.000	98-126	.778	50-79-129	3.9	13	28	10	31	310	9.4
Totals	127-76	2,529-19.9	439-740	.593	0-0	.000	284-421	.675	180-328-508	4.0	63	155	63	97	1,162	9.1



		27 Charles Thomas (2005-08)										1,149 Points				
Seasons	G-GS	Min-Avg.	FG-FGA	Pct.	3FG-3FGA	Pct.	FT-FTA	Pct.	Off-Def-Reb.	Avg.	A	TO	Blk	Stl	Pts.	Avg.
2004-05	29-18	529-18.2	52-126	.413	3-13	.231	53-69	.768	31-47-78	2.7	15	42	3	4	160	5.5
2005-06	32-21	728-22.8	103-198	.520	6-12	.500	99-137	.723	77-83-160	5.0	25	44	5	19	311	9.7
2006-07	34-29	803-23.6	120-270	.444	7-39	.179	117-151	.775	67-128-195	5.7	44	73	8	10	364	10.7
2007-08	34-17	731-21.5	113-216	.523	5-13	.385	83-114	.728	56-96-152	4.5	47	76	6	16	314	9.2
TOTAL	129-85	2,791-21.6	388-810	.479	21-77	.273	352-471	.747	231-351-585	4.5	131	235	22	49	1,149	8.9



1,000-Point Scorers



		28 Mason Jones (2019-20)										1,146 Points				
Seasons	G-GS	Min-Avg.	FG-FGA	Pct.	3FG-3FGA	Pct.	FT-FTA	Pct.	Off-Def-Reb.	Avg.	A	TO	Blk	Stl	Pts.	Avg.
2018-19	34-26	996-29.3	136-337	.404	76-208	.365	115-143	.804	18-114-132	3.9	96	61	5	31	463	13.6
2019-20	31-30	1046-33.7	191-422	.453	68-194	.351	233-282	.826	22-147-169	5.5	106	99	6	50	683	22.0
Totals	65-56	2042-31.4	327-759	.431	144-402	.358	348-425	.819	40-261-301	4.6	202	160	11	81	1,146	17.6



		29 Anthlon Bell (2013-16)										1,144 Points				
Seasons	G-GS	Min-Avg.	FG-FGA	Pct.	3FG-3FGA	Pct.	FT-FTA	Pct.	Off-Def-Reb.	Avg.	A	TO	Blk	Stl	Pts.	Avg.
2012-13	29-0	268-9.2	43-131	.328	33-104	.317	9-11	.818	4-20-24	0.8	9	8	3	4	128	4.4
2013-14	32-14	515-16.1	84-222	.378	50-151	.331	12-15	.800	14-26-40	1.3	23	21	2	11	230	7.2
2014-15	36-16	660-18.3	95-257	.370	65-185	.351	29-41	.707	12-30-42	1.2	50	32	4	21	284	7.9
2015-16	32-30	918-28.7	172-402	.428	89-202	.441	69-82	.841	22-71-93	2.9	39	35	7	21	502	15.7
TOTAL	129-60	2361-18.3	394-1012	.389	237-642	.369	119-149	.799	52-147-199	1.5	121	96	16	57	1,144	8.9




		30 Brandon Dean (1999-02)										1,130 Points				
Seasons	G-GS	Min-Avg.	FG-FGA	Pct.	3FG-3FGA	Pct.	FT-FTA	Pct.	Off-Def-Reb.	Avg.	A	TO	Blk	Stl	Pts.	Avg.
1998-99	33-7	565-17.1	92-202	.455	30-82	.366	17-33	.515	28-47-75	2.3	49	40	2	42	231	7.0
1999-00	34-17	719-21.1	112-254	.441	33-109	.303	33-53	.623	31-38-69	2.0	53	48	11	56	290	8.5
2000-01	31-14	584-18.8	91-211	.431	38-105	.362	34-55	.618	19-48-67	2.2	58	30	5	39	254	8.2
2001-02	29-24	750-25.9	132-273	.484	48-135	.356	43-59	.729	16-67-83	3.0	59	38	7	40	355	12.2
Totals	127-62	2618-20.6	427-940	.454	149-431	.346	127-200	.635	94-200-294	2.3	219	156	25	177	1,130	8.3




		31 Rashad Madden (2012-15)										1,106 Points				
Seasons	G-GS	Min-Avg.	FG-FGA	Pct.	3FG-3FGA	Pct.	FT-FTA	Pct.	Off-Def-Reb.	Avg.	A	TO	Blk	Stl	Pts.	Avg.
2011-12	32-0	631-19.7	68-179	.380	17-71	.239	58-77	.753	25-81-106	3.3	58	50	9	15	211	6.6
2012-13	31-10	520-16.8	43-92	.467	7-35	.200	37-52	.712	19-56-75	2.4	57	35	7	17	130	4.2
2013-14	33-27	869-26.3	125-275	.455	50-125	.400	119-145	.821	28-66-94	2.8	91	77	9	28	419	12.7
2014-15	36-32	978-27.2	100-236	.424	46-122	.377	100-116	.862	31-101-132	3.7	164	84	5	29	346	9.6
Totals	132-69	2998-22.7	336-782	.430	120-353	.340	314-390	.805	103-304-407	3.1	370	246	30	89	1,106	8.4



		32 Michael Qualls (2013-15)										1,100 Points				
Seasons	G-GS	Min-Avg.	FG-FGA	Pct.	3FG-3FGA	Pct.	FT-FTA	Pct.	Off-Def-Reb.	Avg.	A	TO	Blk	Stl	Pts.	Avg.
2012-13	31-5	483-15.6	55-137	.401	6-27	.222	28-46	.609	30-76-106	3.4	23	21	21	23	144	4.6
2013-14	33-17	815-24.7	129-301	.429	42-120	.350	83-122	.680	54-93-147	4.5	64	51	17	31	383	11.6
2014-15	36-34	1086-30.2	180-413	.436	55-165	.333	158-204	.775	59-133-192	5.3	60	61	17	32	573	15.9
Totals	100-56	2384-23.8	364-851	.428	103-312	.330	269-372	.723	143-302-445	4.5	147	133	55	86	1,100	11.0



		33 Alvin Robertson (1982-84)										1,097 Points				
Seasons	G-GS	Min-Avg.	FG-FGA	Pct.	3FG-3FGA	Pct.	FT-FTA	Pct.	Off-Def-Reb.	Avg.	A	TO	Blk	Stl	Pts.	Avg.
1981-82	28	495-17.7	84-159	.528	-	-	35-58	.603	62	2.2	49	44	4	37	203	7.3
1982-83	28	915-32.7	161-294	.548	-	-	76-115	.661	137	4.9	101	91	8	88	398	14.2
1983-84	32-32	1,109-34.7	187-375	.499	-	-	122-182	.670	175	5.5	191	139	13	92	496	15.5
Totals	88-32	2,519-28.6	432-828	.522	-	-	233-355	.656	374	4.3	341	274	25	217	1,097	12.4



		34 James Eldridge (1968-70)										1,090 Points				
Seasons	G-GS	Min-Avg.	FG-FGA	Pct.	3FG-3FGA	Pct.	FT-FTA	Pct.	Off-Def-Reb.	Avg.	A	TO	Blk	Stl	Pts.	Avg.
1967-68	24	-	155-305	.508	-	-	88-128	.688	173	7.2	-	-	-	-	398	16.6
1968-69	24	-	141-308	.458	-	-	46-73	.630	170	7.1	-	-	-	-	328	13.7
1969-70	24	-	149-339	.440	-	-	58-81	.716	174	7.3	-	-	-	-	364	15.2
Totals	72	-	445-952	.467	-	-	192-282	.681	517	7.2	-	-	-	-	1,090	15.1



		35 Jaylen Barford (2017-18)										1,087 Points				
Seasons	G-GS	Min-Avg.	FG-FGA	Pct.	3FG-3FGA	Pct.	FT-FTA	Pct.	Off-Def-Reb.	Avg.	A	TO	Blk	Stl	Pts.	Avg.
2016-17	36-30	914-25.4	174-397	.438	29-109	.266	82-109	.752	39-97-136	3.8	72	71	6	44	459	12.8
2017-18	35-35	1094-31.3	224-477	.470	81-201	.433	93-129	.721	35-102-137	3.9	89	67	10	35	628	17.9
Totals	77-65	2008-28.3	398-874	.455	116-301	.374	175-238	.735	74-199-273	3.8	161	138	16	79	1,087	15.3




		36-T JD Notae (2021-22)										1,070 Points				
Seasons	G-GS	Min-Avg.	FG-FGA	Pct.	3FG-3FGA	Pct.	FT-FTA	Pct.	Off-Def-Reb.	Avg.	A	TO	Blk	Stl	Pts.	Avg.
2020-21	32-1	719-22.5	131-343	.382	56-167	.335	92-121	.760	16-84-100	3.1	61	66	11	46	410	12.8
2021-22	36-35	1195-33.2	233-589	.396	74-249	.297	120-155	.774	20-144-164	4.6	134	104	25	81	660	18.3
TOTAL	68-36	1914-28.1	364-932	.391	130-416	.313	212-276	.768	36-228-264	3.9	195	170	36	127	1,070	15.7





		36-T		Daryl Macon (2017-18)						1,070 Points						
Seasons	G-GS	Min-Avg.	FG-FGA	Pct.	3FG-3FGA	Pct.	FT-FTA	Pct.	Off-Def-Reb.	Avg.	A	TO	Blk	Stl	Pts.	Avg.
2016-17	36-21	908-25.2	141-311	.453	65-168	.387	136-157	.866	19-76-95	2.6	80	65	2	41	483	13.4
2017-18	35-30	1082-30.9	174-389	.447	85-202	.421	154-176	.875	13-88-101	2.9	138	63	2	36	587	16.8
Totals	71-51	1990-28.0	315-700	.450	150-370	.405	290-333	.871	32-164-196	2.8	218	128	4	77	1,070	15.1



		38		Tommy Boyer (1961-63)						1,067 Points						
Seasons	G-GS	Min-Avg.	FG-FGA	Pct.	3FG-3FGA	Pct.	FT-FTA	Pct.	Off-Def-Reb.	Avg.	A	TO	Blk	Stl	Pts.	Avg.
1960-61	23	-	99-229	.432	-	-	43-58	.741	105	4.6	-	-	-	-	241	10.5
1961-62	23	-	131-308	.425	-	-	125-134	.933	111	4.8	-	-	-	-	387	16.8
1962-63	24	-	146-326	.448	-	-	147-161	.913	76	3.2	-	-	-	-	439	18.3
Totals	70	-	376-863	.436	-	-	315-353	.892	292	4.2	-	-	-	-	1,067	15.2



		39		Mike Washington (2007-10)						1,065 Points						
Seasons	G-GS	Min-Avg.	FG-FGA	Pct.	3FG-3FGA	Pct.	FT-FTA	Pct.	Off-Def-Reb.	Avg.	A	TO	Blk	Stl	Pts.	Avg.
2006-07	25-1	221-8.5	36-79	.456	4-14	.286	14-23	.609	21-21-42	1.6	6	16	7	4	90	3.5
2007-08	35-9	468-13.4	52-126	.413	7-27	.259	38-61	.623	62-76-138	3.9	18	34	24	10	149	4.3
2008-09	30-30	901-30.0	178-323	.551	5-30	.167	103-171	.602	105-189-294	9.8	27	62	39	29	464	15.5
2009-10	29-27	735-25.3	126-254	.496	6-26	.231	104-160	.650	59-118-177	6.1	22	52	37	19	362	12.5
Totals	120-67	2,325-19.4	392-782	.501	22-97	.227	259-415	.624	247-404-651	5.4	73	164	107	62	1,065	8.9




		40-t		Eric Ferguson (2003-06)						1,047 Points						
Seasons	G-GS	Min-Avg.	FG-FGA	Pct.	3FG-3FGA	Pct.	FT-FTA	Pct.	Off-Def-Reb.	Avg.	A	TO	Blk	Stl	Pts.	Avg.
2002-03	28-26	932-33.3	104-296	.351	46-150	.307	51-85	.600	13-73-86	3.1	91	109	2	52	305	10.9
2003-04	28-20	724-25.9	75-202	.371	29-85	.341	48-56	.857	12-61-73	2.6	78	55	6	37	227	8.1
2004-05	30-17	817-27.2	98-245	.400	44-119	.370	23-38	.605	20-60-80	2.7	128	54	3	51	263	8.8
2005-06	31-9	782-25.2	92-228	.404	41-126	.325	27-45	.600	12-62-74	2.4	82	66	0	32	252	8.1
Totals	117-72	3,255-27.8	369-971	.380	160-480	.333	149-224	.665	57-256-313	2.7	379	284	11	172	1,047	8.9



		40-t		Bobby Portis (2014-15)						1,047 Points						
Seasons	G-GS	Min-Avg.	FG-FGA	Pct.	3FG-3FGA	Pct.	FT-FTA	Pct.	Off-Def-Reb.	Avg.	A	TO	Blk	Stl	Pts.	Avg.
2013-14	34-34	918-27.0	161-316	.509	9-33	.273	87-118	.737	86-144-230	6.8	50	41	54	35	418	12.3
2014-15	36-36	1076-29.9	250-466	.536	14-30	.467	115-156	.737	133-188-321	8.9	42	56	50	39	629	17.5
Totals	70-70	1994-28.5	411-782	.526	23-63	.365	202-274	.737	219-332-551	7.9	92	97	104	74	1,047	15.0




		40-t		Dusty Hannahs (2016-17)						1,047 Points						
Seasons	G-GS	Min-Avg.	FG-FGA	Pct.	3FG-3FGA	Pct.	FT-FTA	Pct.	Off-Def-Reb.	Avg.	A	TO	Blk	Stl	Pts.	Avg.
2015-16	32-20	866-27.1	174-380	.458	81-187	.433	100-115	.870	19-58-77	2.4	29	41	0	20	529	16.5
2016-17	36-23	891-24.8	168-383	.439	74-191	.387	108-119	.908	20-42-62	1.7	43	60	4	16	518	14.4
TOTAL	68-43	1757-25.8	342-763	.448	155-378	.410	208-234	.889	39-100-139	2.0	72	101	4	36	1,047	15.4



		43		Jerry Carlton (1960-62)						1,042 Points						
Seasons	G-GS	Min-Avg.	FG-FGA	Pct.	3FG-3FGA	Pct.	FT-FTA	Pct.	Off-Def-Reb.	Avg.	A	TO	Blk	Stl	Pts.	Avg.
1959-60	24	-	100-231	.433	-	-	59-80	.738	105	4.4	-	-	-	-	259	10.8
1960-61	23	-	122-281	.434	-	-	101-117	.863	96	4.2	-	-	-	-	345	15.0
1961-62	24	-	149-355	.419	-	-	140-159	.880	119	5.0	-	-	-	-	438	18.2
Totals	71	-	371-867	.428	-	-	300-356	.843	320	4.5	-	-	-	-	1,042	14.7



		44		Clint McDaniel (1992-95)						1,007 Points						
Seasons	G-GS	Min-Avg.	FG-FGA	Pct.	3FG-3FGA	Pct.	FT-FTA	Pct.	Off-Def-Reb.	Avg.	A	TO	Blk	Stl	Pts.	Avg.
1991-92	27-2	264-9.8	33-97	.340	11-35	.314	29-39	.744	12-17-29	1.1	31	31	2	26	106	3.9
1992-93	30-11	495-16.5	76-177	.429	21-73	.288	52-77	.675	24-34-58	1.9	48	34	4	45	225	7.5
1993-94	31-13	669-21.6	81-199	.407	38-108	.352	52-69	.754	22-65-87	2.8	59	30	2	53	252	8.1
1994-95	37-33	1,093-29.5	139-302	.460	55-139	.396	91-119	.765	31-82-113	3.1	90	71	1	102	424	11.5
Totals	125-59	2,521-20.2	329-775	.425	125-355	.352	224-304	.737	89-198-287	2.3	228	166	9	226	1,007	8.1



		45		Robert McKenzie (1968-70)						1,006 Points						
Seasons	G-GS	Min-Avg.	FG-FGA	Pct.	3FG-3FGA	Pct.	FT-FTA	Pct.	Off-Def-Reb.	Avg.	A	TO	Blk	Stl	Pts.	Avg.
1967-68	24	-	125-283	.442	-	-	109-132	.826	150	6.3	-	-	-	-	359	15.0
1968-69	21	-	108-242	.446	-	-	68-84	.810	104	5.0	-	-	-	-	284	13.5
1969-70	24	-	135-305	.443	-	-	95-145	.655	182	7.6	-	-	-	-	365	15.2
Totals	69	-	367-830	.442	-	-	272-361	.753	436	6.3	-	-	-	-	1,006	14.6



Most Points in a Single Game


Player	Year	Points	Opponent	Date
Rotnei Clarke	So.	51	Alcorn State	11/13/09
Martin Terry	Sr.	47	SMU	02/24/73
Martin Terry	Jr.	46	Texas A&M	01/22/72
Dean Tolson	Sr.	45	Texas A&M	03/02/74
Todd Day	Sr.	43	at LSU	01/11/92
Martin Terry	Sr.	43	vs Memphis (LR)	12/23/72
Mason Jones	Jr.	41	Tulsa	12/14/19
Joe Kleine	Sr.	41	vs Iowa State (Honolulu)	12/27/84
Dean Tolson	Sr.	41	at Indiana State	01/05/74
Ricky Sugg	Jr.	41	at Centenary	12/13/65
Mason Jones	Jr.	40	Auburn	02/04/20
Martin Terry	Jr.	40	Southern Illinois	12/11/71
Al Dillard	Jr.	39	Delaware State	12/11/93
Todd Day	Sr.	39	vs Alabama (SEC)	03/14/92
Sidney Moncrief	Sr.	39	vs Southern Miss (PB)	12/23/78
Vernon Murphy	Jr.	39	Missouri-St. Louis	12/21/70
Mason Jones	Jr.	38	Mississippi State	02/15/20
Mason Jones	Jr.	37	Tennessee	02/26/20
Jonathon Modica	Sr.	37	South Carolina	02/04/06
Joe Kleine	Sr.	37	at TCU	02/09/85
Alvin Robertson	Sr.	37	vs North Texas (PB)	12/17/83
Martin Terry	Sr.	37	vs Southern Illinois (LR)	12/30/72
Mason Jones	Jr.	36	LSU	03/04/20
Rotnei Clarke	Jr.	36	at Vanderbilt	01/29/11
Joe Kleine	Sr.	36	vs Texas Tech (SWC)	03/10/85
Dean Tolson	Sr.	36	Rice	02/09/74
Martin Terry	Sr.	36	Missouri-St. Louis	01/06/73
Vernon Murphy	Jr.	36	Baylor	03/02/71
Johnny Adams	Sr.	36	at TCU	02/21/41
Bobby Portis	Fr.	35	Alabama	02/05/14
Courtney Fortson	So.	35	Mississippi State	01/28/10
Jannero Pargo	Sr.	35	at Mississippi State	02/27/02
Jannero Pargo	Sr.	35	Florida	01/26/02
Lee Mayberry	Sr.	35	LSU	03/03/92
Todd Day	Sr.	35	Auburn	01/04/92
Darrell Walker	Sr.	35	Alabama State	12/15/82
Martin Terry	Sr.	35	Texas A&M	01/13/73
Martin Terry	Sr.	35	at TCU	02/20/73
Martin Terry	Sr.	35	at Tulane	12/09/72
Tommy Rowland	Jr.	35	Centenary	12/12/66
Tommy Boyer	Jr.	35	vs LSU (LR)	12/19/62
Mason Jones	Jr.	34	South Carolina	01/29/20
Isaiah Joe	So.	34	at Ole Miss	01/11/20
Isaiah Joe	Fr.	34	FIU	12/01/18
Michael Washington	Jr.	34	vs North Texas (NLR)	01/03/09
Scotty Thurman	Fr.	34	Ole Miss	01/06/93
Scotty Thurman	Fr.	34	at Missouri	12/19/92
Todd Day	So.	34	Texas	01/25/90
Mario Credit	Jr.	34	vs Loyola-Marymount (NCAA)	03/16/89
Tim Scott	Jr.	34	Kansas	12/06/86
Martin Terry	Sr.	34	TCU	01/27/73
Martin Terry	Jr.	34	Texas	02/22/72
Dean Tolson	So.	34	Baylor	02/29/72
Isaiah Joe	So.	33	Texas Southern	11/19/19
Daryl Macon	Sr.	33	Tennessee	12/30/17
Dusty Hannahs	Jr.	33	vs Florida (SEC)	03/10/16
Marshawn Powell	Jr.	33	Oklahoma	12/04/12
Jonathon Modica	So.	33	Mississippi State	02/14/04
Jannero Pargo	Sr.	33	at Alabama	01/30/02
Pat Bradley	Jr.	33	South Carolina	02/18/98
Todd Day	Jr.	33	UAB	01/30/91
Joe Kleine	Sr.	33	vs Texas-San Antonio (LR)	12/18/84
Sidney Moncrief	Sr.	33	vs Rice	02/03/79
Dean Tolson	So.	33	TCU	02/12/72
Martin Terry	Jr.	33	at Rice	03/04/72
Martin Terry	Jr.	33	Baylor	02/29/72
Vernon Murphy	Jr.	33	Oklahoma	01/05/71
Robert McKenzie	So.	33	at Oklahoma City	01/25/68
Tommy Boyer	Jr.	33	TCU	02/10/62
George Kok	Sr.	33	at Rice	02/28/48
Mason Jones	Jr.	32	Rice	11/05/19
Daniel Gafford	So.	32	LSU	01/12/19
Bobby Portis	So.	32	Vanderbilt	01/10/15
Rotnei Clarke	So.	32	East Tennessee State	11/27/09
Jannero Pargo	Sr.	32	UT Chattanooga	12/20/01
Pat Bradley	Sr.	32	Western Carolina	12/07/98
Pat Bradley	Sr.	32	North Texas	12/30/98
Scotty Thurman	So.	32	at Auburn	01/15/94
Lenzie Howell	Sr.	32	Texas A&M	02/21/90

RAZORBACK RECORDS **ARKANSAS** BASKETBALL

Player	Year	Points	Opponent	Date
Joe Kleine	Sr.	32	at Texas Tech	01/16/85
Joe Kleine	Sr.	32	Texas	01/12/85
Joe Kleine	Jr.	32	Alabama State	12/21/83
Joe Kleine	Jr.	32	vs North Texas (PB)	12/17/83
Ted Thompson	Jr.	32	Western Kentucky	12/03/73
Dean Tolson	So.	32	TCU	02/12/72
Martin Terry	Jr.	32	at Texas A&M	02/15/72
Jerry Carlton	Sr.	32	Rice	01/30/62
George Kok	So.	32	Sedalia AAB	12/01/45
George Kok	So.	32	Rice	02/04 or 05/46
George Kok	Fr.	32	Texas A&M	02/23 or 24/45
Stanley Umude	GrSr.	31	at Georgia	02/02/22
JD Notae	Sr.	31	at Texas A&M	01/08/22
BJ Young	Fr.	31	Florida	02/18/12
Sonny Weems	Sr.	31	vs Indiana (NCAA)	03/21/08
Todd Day	Sr.	31	vs Jackson State (PB)	12/21/91
Todd Day	Jr.	31	vs Alabama (NCAA)	03/21/91
Lee Mayberry	So.	31	U.S. International	12/09/89
Lenzie Howell	Jr.	31	vs Texas A&M (SWC)	03/11/89
Keith Wilson	Sr.	31	Texas	02/08/89
Joe Kleine	Sr.	31	at Ohio State	12/01/84
Martin Terry	Sr.	31	Texas	02/13/73
Martin Terry	Jr.	31	at Rice	03/04/72
Tommy Rowland	Jr.	31	vs Michigan (Los Angeles)	12/30/66
Tommy Boyer	Sr.	31	Baylor	02/09 or 23/63
Tommy Boyer	Sr.	31	TCU	03/05/63
Pete Butler	Jr.	31	Texas	02/05 or 19/55
George Kok	Sr.	31	vs Pepperdine (Los Angeles)	12/30/47
Johnny Adams	Jr.	31	Central Missouri	12/30/39
JD Notae	Sr.	30	Kentucky	02/26/22
JD Notae	Sr.	30	Mercer	11/09/21
Mason Jones	Jr.	30	at Texas A&M	03/07/20
Mason Jones	Jr.	30	at Alabama	02/01/20
Jimmy Whitt Jr.	GrSr.	30	Vanderbilt	01/15/20
Mason Jones	So.	30	Mississippi State	02/16/19
Mason Jones	So.	30	Florida	01/09/19
Daryl Macon	Jr.	30	Ole Miss	02/18/17
Michael Qualls	Jr.	30	Alabama	01/22/15
Michael Washington	Jr.	30	Southeastern Louisiana	11/14/08
Jannero Pargo	Sr.	30	at Memphis	01/02/02
Joe Johnson	Fr.	30	Mississippi State	01/22/00
Pat Bradley	So.	30	at Missouri	12/07/96
Corliss Williamson	So.	30	vs Georgia (SEC)	03/11/94
Todd Day	Jr.	30	at Florida State	01/21/91
Todd Day	Jr.	30	at Houston	02/07/91
Mario Credit	Jr.	30	Texas	02/08/89
Steve Schall	Sr.	30	vs North Texas (LR)	01/04/79
Sidney Moncrief	Sr.	30	Oklahoma	12/02/78
Marvin Delph	Sr.	30	Texas	02/01/78
Marvin Delph	Jr.	30	SMU	02/02/77
Rickey Medlock	Jr.	30	at SMU	02/16/74
Martin Terry	Sr.	30	Missouri Western	12/04/72
Dean Tolson	So.	30	at Rice	03/04/72
Martin Terry	Jr.	30	Rice	02/05/72
Donnie Watts	Sr.	30	Rice	01/16/71
Almer Lee	Jr.	30	at Texas A&M	03/05/71
Tommy Boyer	Sr.	30	Texas Tech	02/19/63
Manuel Whitley	Sr.	30	vs Texas A&M (SWC Houston)	12/30/56

30-POINT GAME FAST FACTS

- Total:** 137
- Total Players:** 51
- Most Recent:** 30 by JD Notae vs. Kentucky (02/26/22)
- Most in a Season:** 10 by Martin Terry, 1973
- Most in Career:** 18 by Martin Terry, 1972-73
- Last with Five or More in Same Season:** Mason Jones, 2019-20 (9)
- Most Recent Consecutive 30-Point Games:** Mason Jones (3)*
34 vs. South Carolina (01/29/20); 30 at Alabama (02/01/20); 40 vs. Auburn (02/04/20)
- * - The only Razorback with 3-straight, 30-point games
- Most Recent Consecutive 30-Point Games by Different Players:**
Isaiah Joe (34) at Ole Miss (01/11/20)
Jimmy Whitt Jr. (30) vs Vanderbilt (01/15/20)
- Last Game with Multiple Players Scoring 30 Points:**
Keith Wilson, 31 & Mario Credit, 30 vs. Texas (02/08/89)



Martin Terry is the only Arkansas player to average better than 20 points for his career, scoring 1,368 points in 52 games.

SEASON

1.	28.27	Martin Terry (735 pts, 26 gms)	#-LED SWC	1973
2.	24.35	Martin Terry (633 pts, 26 gms)		1972
3.	22.73	Todd Day (500 pts, 22 gms)		1992
4.	22.48	Dean Tolson (472 pts, 21 gms)		1974
5.	22.09	Joe Kleine (773 pts, 35 gms)	#-LED SWC	1985
6.	22.03	Mason Jones (683 pts, 31 gms)	#-LED SEC	2020
7.	22.00	Sidney Moncrief (660 pts, 30 gms)		1979
8.	20.68	Todd Day (786 pts, 38 gms)		1991
9.	20.44	Corliss Williamson (695 pts, 34 gms)		1994
10.	20.39	George Kok (469 pts, 23 gms)	#-LED SWC	1948

CAREER (MINIMUM 50 GMS)

1.	26.31	Martin Terry (1,368 pts, 52 gms)		1972-73
2.	18.99	Corliss Williamson (1,728 pts, 91 gms)		1993-95
3.	18.89	Todd Day (2,395 pts, 127 gms)		1989-92
4.	18.28	Dean Tolson (1,316 pts, 72 gms)		1972-74
5.	18.07	Joe Kleine (1,753 pts, 97 gms)		1983-85
6.	17.63	Mason Jones (1,146 pts, 65 gms)		2019-20
7.	17.31	George Kok (1,644 pts, 95 gms)		1945-48
8.	17.25	Almer Lee (897 pts, 52 gms)		1970-72
9.	16.93	Sidney Moncrief (2,066 pts, 122 gms)		1976-79
10.	16.63	Vernon Murphy (848 pts, 51 gms)		1970-72

SEC SEASON

1.	23.55	Mason Jones (424 pts, 18 gms)		2020
2.	23.00	Todd Day (368 pts, 16 gms)		1992
3.	21.75	Corliss Williamson (348 pts, 16 gms)		1995
4.	20.81	Corliss Williamson (333 pts, 16 gms)		1994
5.	19.71	JD Notae (335 pts, 17 gms)		2022
5.	18.81	Ronnie Brewer (301 pts, 16 gms)		2006
6.	18.61	Bobby Portis (335 pts, 18 gms)		2015
7.	18.00	Courtney Fortson (288 pts, 16 gms)		2010
8.	17.75	Jonathon Modica (284 pts, 16 gms)		2006
9.	17.25	Sonny Weems (276 pts, 16 gms)		2008

SEC CAREER (MINIMUM 30 GMS)

1.	19.68	Corliss Williamson (866 pts, 44 gms)		1993-95
2.	18.92	Mason Jones (681 pts, 36 gms)		2019-20
3.	17.06	Scotty Thurman (819 pts, 48 gms)		1993-95
4.	16.55	Courtney Fortson (513 pts, 31 gms)		2009-10
5.	15.69	Ronnie Brewer (753 pts, 48 gms)		2004-06
6.	15.36	Bobby Portis (553 pts, 36 gms)		2014-15
7.	15.31	Jannero Pargo (490 pts, 32 gms)		2001-02
8.	14.92	Dusty Hannahs (537 pts, 36 gms)		2016-17
9.	14.82	BJ Young (502 pts, 34 gms)		2012-13
10.	14.53	Joe Johnson (436 pts, 30 gms)		2000-01

SCORING AVERAGE LEADERS

Year	Player	G	Pts.	Avg.
2021-22	JD Notae	36	660	18.3
2020-21	Moses Moody	32	539	16.8
2019-20	Mason Jones # (8th in NCAA)	31	683	22.0
2018-19	Daniel Gafford	32	542	16.9
2017-18	Jaylen Barford	35	628	17.9
2016-17	Dusty Hannahs	36	518	14.4
2015-16	Dusty Hannahs	32	529	16.5
2014-15	Bobby Portis	36	629	17.5
2013-14	Rashad Madden	33	419	12.7
2012-13	BJ Young	31	470	15.2
2011-12	BJ Young	32	488	15.3
2010-11	Rotnei Clarke	31	471	15.2
2009-10	Courtney Fortson	18	323	17.9
2008-09	Michael Washington	30	464	15.5
2007-08	Sonny Weems	34	509	15.0
2006-07	Patrick Beverley	35	485	13.9
2005-06	Ronnie Brewer	32	589	18.4
2004-05	Ronnie Brewer	30	486	16.2
2003-04	Jonathon Modica	28	462	16.5
2002-03	Jonathon Modica	28	323	11.5
2001-02	Jannero Pargo	29	482	16.6
2000-01	Joe Johnson	30	427	14.2
1999-00	Joe Johnson	23	368	16.0
1998-99	Pat Bradley	34	480	14.1
1997-98	Pat Bradley	33	489	14.8
1996-97	Pat Bradley	32	461	14.4

Year	Player	G	Pts.	Avg.
1995-96	Kareem Reid	33	426	12.9
1994-95	Corliss Williamson	39	770	19.7
1993-94	Corliss Williamson	34	695	20.4
1992-93	Scotty Thurman	31	540	17.4
1991-92	Todd Day	22	500	22.7
1990-91	Todd Day	38	786	20.7
1989-90	Todd Day	35	684	19.5
1988-89	Lenzie Howell	32	466	14.6
1987-88	Ron Huery	30	403	13.4
1986-87	Tim Scott	33	393	11.9
1985-86	William Mills	24	331	13.8
1984-85	Joe Kleine #	35	773	22.1
1983-84	Joe Kleine	32	581	18.2
1982-83	Darrell Walker #	30	546	18.2
1981-82	Scott Hastings	29	539	18.6
1980-81	Scott Hastings	32	523	16.3
1979-80	Scott Hastings	29	469	16.2
1978-79	Sidney Moncrief	30	660	22.0
1977-78	Ron Brewer	36	647	18.0
1976-77	Marvin Delph	28	552	19.7
1975-76	Marvin Delph	27	440	16.3
1974-75	Kent Allison	26	393	15.1
1973-74	Dean Tolson	21	472	22.5
1972-73	Martin Terry # (8th in NCAA)	26	735	28.3
1971-72	Martin Terry	26	633	24.3
1970-71	Almer Lee	23	441	19.2

Year	Player	G	Pts.	Avg.
1969-70	Almer Lee	24	408	17.0
1968-69	James Eldridge	24	328	13.7
1967-68	James Eldridge	24	398	16.6
1966-67	Tommy Rowland	24	443	18.5
1965-66	Ricky Sugg	24	328	13.6
1964-65	Ricky Sugg	24	340	14.2
1963-64	Jim Magness	24	356	14.8
1962-63	Tommy Boyer	24	439	18.3
1961-62	Jerry Carlton	24	438	18.2
1960-61	Pat Foster	23	355	15.4
1959-60	Clyde Rhoden	24	389	16.2
1958-59	Clyde Rhoden	24	350	14.6
1957-58	Fred Grim	27	380	14.1
1956-57	Terry Day	24	301	12.5
1955-56	Manuel Whitley	24	409	17.0
1954-55	Jerald Barnett	24	247	10.3
1953-54	Jerald Barnett	23	225	9.8
1952-53	Gene Lambert	21	270	12.9
1951-52	Walter Kearns	24	216	9.0
1950-51	Billy Hester	22	204	9.3
1949-50	Jim Cathcart	23	233	10.1
1948-49	Bob Ambler	26	259	10.0
1947-48	George Kok # (6th in NCAA)	24	469	19.5
1946-47	Al Williams	24	380	15.8

#-LED SEC (1991-92 season to pres)/SWC

Points Scored

GAME

1.	51	Rotnei Clarke vs. Alcorn State	11/13/09
2.	47	Martin Terry vs. SMU	02/24/73
3.	46	Martin Terry vs. Texas A&M	01/22/72
4.	45	Dean Tolson vs. Texas A&M	03/02/74
5.	43	Todd Day at LSU	01/11/92
	43	Martin Terry vs. Memphis	12/23/72
7.	41	Mason Jones vs. Tulsa	12/14/19
	41	Joe Kleine vs. Iowa State	12/27/84
	41	Dean Tolson at Indiana State	01/05/74
	41	Ricky Sugg at Centenary	12/13/65
11.	40	Mason Jones vs. Auburn	02/04/20
	40	Martin Terry vs. Southern Illinois	12/11/71

SEASON

1.	786	Todd Day	1991
2.	773	Joe Kleine	1985
3.	770	Corliss Williamson	1995
4.	735	Martin Terry	1973
5.	695	Corliss Williamson	1994
6.	684	Todd Day	1990
7.	683	Mason Jones	2020
8.	660	JD Notae	2022
	660	Sidney Moncrief	1979
10.	647	Ron Brewer	1978

CAREER

1.	2,395	Todd Day	1989-92
2.	2,066	Sidney Moncrief	1976-79
3.	1,940	Lee Mayberry	1989-92
4.	1,779	Scott Hastings	1979-82
5.	1,765	Pat Bradley	1996-99
6.	1,753	Joe Kleine	1983-85
7.	1,742	Marvin Delph	1975-78
8.	1,728	Corliss Williamson	1993-95
9.	1,674	Oliver Miller	1989-92
10.	1,650	Scotty Thurman	1993-95

POINTS LEADERS

Year	Player	G	Pts.	Avg.
2021-22	JD Notae	36	660	18.3
2020-21	Moses Moody	32	539	16.8
2019-20	Mason Jones	31	683	22.0
2018-19	Daniel Gafford	32	542	16.9
2017-18	Jaylen Barford	35	628	17.9
2016-17	Dusty Hannahs	36	518	14.4
2015-16	Dusty Hannahs	32	529	16.5
2014-15	Bobby Portis	36	629	17.5
2013-14	Rashad Madden	33	419	12.7
2012-13	BJ Young	31	470	15.2
2011-12	BJ Young	32	488	15.3
2010-11	Rotnei Clarke	31	471	15.2
2009-10	Marshawn Powell	32	478	14.9
2008-09	Michael Washington	30	464	15.5
2007-08	Sonny Weems	34	509	15.0
2006-07	Patrick Beverley	35	485	13.9
2005-06	Ronnie Brewer	32	589	18.4
2004-05	Ronnie Brewer	30	486	16.2
2003-04	Jonathon Modica	28	462	16.5
2002-03	Jonathon Modica	28	323	11.5
2001-02	Jannero Pargo	29	482	16.6
2000-01	Joe Johnson	30	427	14.2
1999-00	Joe Johnson	23	368	16.0
1998-99	Pat Bradley	34	480	14.1
1997-98	Pat Bradley	33	489	14.8
1996-97	Pat Bradley	32	461	14.4

SEC GAME

1.	43	Todd Day at LSU	01/11/92
2.	40	Mason Jones vs. Auburn	02/04/20
3.	38	Mason Jones vs. Mississippi State	02/25/20
4.	37	Mason Jones vs. Tennessee	02/26/20
	37	Jonathon Modica vs. South Carolina	02/04/06
	37	Mason Jones vs. LSU	03/04/20
7.	36	Rotnei Clarke at Vanderbilt	01/29/11
8.	35	Bobby Portis vs. Alabama	02/05/14
	35	Courtney Fortson vs. Mississippi State	01/28/10
	35	Jannero Pargo at Miss. St.	02/27/02
	35	Jannero Pargo vs. Florida	01/26/02
	35	Lee Mayberry vs. LSU	03/03/92
	35	Todd Day vs. Auburn	01/04/92

NOTE: Todd Day scored 39 vs Alabama in 1992 SEC Tournament

SEC SEASON


1.	424	Mason Jones	2020
2.	368	Todd Day	1992
3.	348	Corliss Williamson	1995
4.	335	JD Notae	2022
	335	Bobby Portis	2015
6.	333	Corliss Williamson	1994
7.	301	Ronnie Brewer	2006
8.	289	Anthlon Bell	2016
9.	288	Courtney Fortson	2010
10.	284	Jonathon Modica	2006

SEC CAREER

1.	866	Corliss Williamson	1993-95
2.	855	Jonathon Modica	2003-06
3.	834	Pat Bradley	1996-99
4.	819	Scotty Thurman	1993-95
5.	753	Ronnie Brewer	2004-06
6.	701	Marshawn Powell	2010-13
7.	681	Mason Jones	2019-20
8.	668	Kareem Reid	1996-99
9.	647	Rotnei Clarke	2009-11
10.	635	Darian Townes	2005-08

RAZORBACK RECORDS

ARKANSAS BASKETBALL



Todd Day owns the program record for most points in a season (786) and for a career (2,395).

Year	Player	G	Pts.	Avg.
1995-96	Kareem Reid	33	426	12.9
1994-95	Corliss Williamson	39	770	19.7
1993-94	Corliss Williamson	34	695	20.4
1992-93	Scotty Thurman	31	540	17.4
1991-92	Lee Mayberry	34	518	15.2
1990-91	Todd Day	38	786	20.7
1989-90	Todd Day	35	684	19.5
1988-89	Lenzie Howell	32	466	14.6
1987-88	Ron Huery	30	403	13.4
1986-87	Tim Scott	33	393	11.9
1985-86	Mike Ratliff	28	368	13.1
1984-85	Joe Kleine	35	773	22.1
1983-84	Joe Kleine	32	581	18.2
1982-83	Darrell Walker	30	546	18.2
1981-82	Scott Hastings	29	539	18.6
1980-81	Scott Hastings	32	523	16.3
1979-80	Scott Hastings	29	469	16.2
1978-79	Sidney Moncrief	30	660	22.0
1977-78	Ron Brewer	36	647	18.0
1976-77	Marvin Delph	28	552	19.7
1975-76	Marvin Delph	27	440	16.3
1974-75	Kent Allison	26	393	15.1
1973-74	Dean Tolson	21	472	22.5
1972-73	Martin Terry	26	735	28.3
1971-72	Martin Terry	26	633	24.3
1970-71	Vernon Murphy	26	458	17.6

Year	Player	G	Pts.	Avg.
1969-70	Almer Lee	24	408	17.0
1968-69	James Eldridge	24	328	13.7
1967-68	James Eldridge	24	398	16.6
1966-67	Tommy Rowland	24	443	18.5
1965-66	Ricky Sugg	24	328	13.6
1964-65	Ricky Sugg	24	340	14.2
1963-64	Jim Magness	24	356	14.8
1962-63	Tommy Boyer	24	439	18.3
1961-62	Jerry Carlton	24	438	18.2
1960-61	Pat Foster	23	355	15.4
1959-60	Clyde Rhoden	24	389	16.2
1958-59	Clyde Rhoden	24	350	14.6
1957-58	Fred Grim	27	380	14.1
1956-57	Terry Day	24	301	12.5
1955-56	Manuel Whitley	24	409	17.0
1954-55	Jerald Barnett	24	247	10.3
1953-54	Jerald Barnett	23	225	9.8
1952-53	Gene Lambert	21	270	12.9
1951-52	Walter Kearns	24	216	9.0
1950-51	Billy Hester	22	204	9.3
1949-50	Jim Cathcart	23	233	10.1
1948-49	Bob Ambler	26	259	10.0
1947-48	George Kok	23	469	20.4
1946-47	Al Williams	24	380	15.8





As a junior in 1990-91, **Oliver Miller** led the nation in field goal percentage, making seven or more field goals in 22 contests.

GAME (MINIMUM 8 ATT.)

1.	1.000	Daniel Gafford vs. Montana State (8-8)	11/21/18
	1.000	Daniel Gafford vs. Minnesota (8-8)	12/09/17
	1.000	Bobby Portis vs. UTSA (8-8)	01/04/13
	1.000	Daryll Saulsberry vs. MacMurray (10-10)	01/04/75
	1.000	Lee Wilson vs. Montevallo (9-9)	02/25/95
	1.000	Steve Schall vs. Weber St. (9-9)	03/11/79
	1.000	Darrell Hawkins vs. Missouri State (8-8)	12/17/92
	1.000	Coty Clarke at Florida (8-8)	02/23/13
	1.000	Joe Kleine vs. St. Peter's (8-8)	12/28/83
8.	.923	Landis Williams vs. Montevallo (12-13)	02/25/95
9.	.909	Sunday Adebayo vs. Alcorn State (10-11)	12/21/95
	.909	Oliver Miller vs. Murray St. (10-11)	03/19/92
	.909	Joe Kleine at Rice (10-11)	01/27/84

SEASON (MINIMUM 100 ATT.)

1.	.704	Oliver Miller (254-361) * -Led NCAA	1991
2.	.699	Leroy Sutton (79-113)	1983
3.	.665	Sidney Moncrief (149-224)	1976
4.	.662	Leroy Sutton (100-151)	1984
5.	.660	Daniel Gafford (214-324) #-LED SEC	2019
6.	.649	Sidney Moncrief (157-242)	1977
7.	.641	Steven Hill (93-145)	2007
8.	.639	Oliver Miller (152-238)	1990
9.	.626	Corliss Williamson (273-436)	1994
10.	.619	Steve Schall (138-223)	1979

CAREER (MINIMUM 500 ATT.)

1.	.636	Oliver Miller (680-1,069)	1989-92
2.	.635	Daniel Gafford (378-595)	2018-19
3.	.606	Sidney Moncrief (739-1,220)	1976-79
4.	.593	Mario Credit (439-740)	1987-90
5.	.585	Joe Kleine (668-1,142)	1983-85
6.	.5832	Charles Ballentine (333-571)	1982-85
7.	.5830	Corliss Williamson (657-1,127)	1993-95
8.	.557	Steve Schall (351-608)	1976-79
9.	.566	Ron Brewer (587-1,038)	1976-78
10.	.544	Scott Hastings (665-1,223)	1979-82

SEC GAME (MINIMUM 9 ATT.)

1.	.889	Marshawn Powell vs. Vanderbilt (8-9)	01/12/13
	.889	Corliss Williamson at LSU (8-9)	02/02/93
3.	.846	Corliss Williamson vs. LSU (11-13)	01/11/94
4.	.833	Corliss Williamson vs. S. Carolina (10-12)	01/22/94
5.	.818	Patrick Beverley vs. Auburn (9-11)	03/08/08
	.818	Derek Hood vs. Auburn (9-11)	02/24/99
	.818	Corliss Williamson vs. Ole Miss (9-11)	01/05/94
	.818	Oliver Miller vs. Mississippi St. (9-11)	01/15/92
9.	.800	Steven Hill vs. LSU (8-10)	01/20/07
10.	.786	Corliss Williamson vs. Vanderbilt (11-14)	02/01/94

SEC SEASON (MINIMUM 90 ATT.)

1.	.652	Corliss Williamson (129-198)	1994
2.	.647	Daniel Gafford (121-187)	2019
3.	.625	Darian Townes (70-112)	2008
4.	.594	Oliver Miller (82-138)	1992
5.	.592	Dwight Stewart (58-98)	1993
6.	.589	Justin Smith (66-112)	2021
7.	.588	Corliss Williamson (70-119)	1993
8.	.560	Bobby Portis (136-243)	2015
	.560	Sunday Adebayo (51-91)	1996
10.	.555	Derek Hood (86-155)	1999

SEC CAREER (MINIMUM 200 ATT.)

1.	.621	Daniel Gafford (213-343)	2018-19
2.	.589	Corliss Williamson (318-540)	1993-95
3.	.540	Corey Beck (116-215)	1993-95
4.	.530	Bobby Portis (219-413)	2014-15
5.	.528	Darian Townes (262-496)	2005-08
6.	.513	Darrell Hawkins (123-240)	1992-93
7.	.512	Lee Wilson (109-213)	1994-97
8.	.498	Todd Day (128-257)	1992
9.	.496	Derek Hood (251-506)	1996-99
10.	.481	Mike Washington (177-368)	2007-10

FIELD GOAL PCT LEADERS (MIN 100 ATT)

Season	Player	FGM	FGA	Pct.
2021-22	Au'Diese Toney	125	240	.521
2020-21	Justin Smith	159	292	.545
2019-20	Jimmy Whitt Jr.	181	372	.487
2018-19	Daniel Gafford #	214	324	.660
2017-18	Daniel Gafford	164	271	.605
2016-17	Manuale Watkins	93	165	.564
2015-16	Moses Kingsley	183	334	.548
2014-15	Bobby Portis	250	466	.536
2013-14	Bobby Portis	161	316	.509
2012-13	Coty Clarke	76	148	.514
2011-12	BJ Young	177	351	.504
2010-11	Delvon Johnson	111	204	.544
2009-10	Marshawn Powell	190	380	.500
2008-09	Michael Washington	178	323	.551
2007-08	Darian Townes	168	279	.602
2006-07	Steven Hill	93	145	.641
2005-06	Charles Thomas	103	198	.520
2004-05	Jonathon Modica	103	198	.520
2003-04	Ronnie Brewer	125	260	.481
2002-03	Dionisio Gomez	91	195	.467
2001-02	Dionisio Gomez	61	116	.526
2000-01	Alonzo Lane	88	171	.515
1999-00	Alonzo Lane	108	193	.560
1998-99	Derek Hood #	173	306	.565
1997-98	Landis Williams	84	139	.604
1996-97	Lee Wilson	84	157	.535
1995-96	Lee Wilson	86	162	.531
1994-95	Corliss Williamson	283	515	.550

Season	Player	FGM	FGA	Pct.
1993-94	Corliss Williamson	273	436	.626
1992-93	Corliss Williamson	101	176	.574
1991-92	Oliver Miller	186	309	.602
1990-91	Oliver Miller * #	254	361	.704
1989-90	Oliver Miller	152	238	.639
1988-89	Mario Credit	149	246	.606
1987-88	Mario Credit	107	183	.585
1986-87	Mario Credit	77	126	.611
1985-86	Eric Poerschke	56	113	.496
1984-85	Joe Kleine	294	484	.607
1983-84	Leroy Sutton	100	151	.662
1982-83	Leroy Sutton	79	113	.699
1981-82	Tony Brown	109	185	.589
1980-81	Scott Hastings	192	341	.563
1979-80	U.S. Reed	166	298	.557
1978-79	Steve Schall	138	223	.619
1977-78	Sidney Moncrief	209	354	.590
1976-77	Sidney Moncrief	157	242	.649
1975-76	Sidney Moncrief *	149	224	.665
1974-75	Kent Allison	172	282	.610
1973-74	Dean Tolson	204	373	.547
1972-73	Martin Terry	264	508	.520
1971-72	Doug Campbell	73	142	.514
1970-71	Donnie Watts	149	290	.514
1969-70	Ricky Tanneberger	75	161	.460
1968-69	Ricky Tanneberger	94	200	.470
1967-68	James Eldridge	155	305	.508

Season	Player	FGM	FGA	Pct.
1966-67	Tommy Rowland	148	300	.483
1965-66	J.D. McConnell	120	259	.463
1964-65	John Talkington	107	220	.486
1963-64	Warren Vogel	111	242	.459
	Ricky Sugg	85	185	.459
1962-63	Jim Magness	87	183	.475
1961-62	Jim Wilson	74	163	.454
1960-61	Ronnie Garner	102	212	.482
1959-60	Jerry Carlton	100	231	.433
1958-59	Clyde Rhoden	131	314	.417
1957-58	Harry Thompson	94	241	.390
1956-57	Fred Grim	107	297	.360
1955-56	Manuel Whitley	135	322	.419
1954-55	Jerald Barnett	88	199	.442
1953-54	Norman Smith	61	155	.393
1952-53	Raymond Shaw	60	151	.398
1951-52	Gene Lambert	74	166	.445
1950-51	Billy Hester	71	149	.476

Led the SEC/SECW

* Led the NCAA



Field Goals Made

GAME

1.	20	Dean Tolson vs. Texas A&M	03/02/74
2.	17	Dean Tolson vs. Rice	02/09/74
	17	Martin Terry vs. Southern Illinois	02/11/71
4.	16	Todd Day at LSU	01/11/92
	16	Dean Tolson vs. Indiana State	01/05/74
	16	Martin Terry vs. SMU	02/24/73
	16	Vernon Murphy vs. Missouri-St. Louis	12/21/70
8.	15	Rotnei Clarke vs. Alcorn State	11/13/09
	15	Joe Kleine vs. Iowa State	12/27/84
	15	Joe Kleine vs. UTSA	12/18/84
	15	Darrell Walker vs. Alabama State	12/15/82

SEASON

1.	294	Joe Kleine	1985
2.	283	Corliss Williamson	1995
3.	277	Todd Day	1991
4.	273	Corliss Williamson	1994
5.	264	Martin Terry	1973
6.	258	Ron Brewer	1978
7.	254	Oliver Miller	1991
8.	253	Marvin Delph	1978
9.	250	Bobby Portis	2015
10.	245	Marvin Delph	1977

CAREER

1.	835	Todd Day	1989-92
2.	762	Marvin Delph	1975-78
3.	739	Sidney Moncrief	1976-79
4.	723	Lee Mayberry	1989-92
5.	680	Oliver Miller	1989-92
6.	674	George Kok	1945-48
7.	668	Joe Kleine	1983-85
8.	665	Scott Hastings	1979-82
9.	657	Corliss Williamson	1993-95
10.	611	Scotty Thurman	1993-95

FIELD GOALS MADE LEADERS

Season	Player	FGM	FGA	Pct.
2020-21	Moses Moody	165	286	.427
2019-20	Mason Jones	191	422	.453
2018-19	Daniel Gafford	214	324	.660
2017-18	Jaylen Barford #	224	477	.470
2016-17	Jaylen Barford	174	397	.438
2015-16	Moses Kingsley	183	334	.548
2014-15	Bobby Portis (6th in NCAA for 201-15)	250	466	.536
2013-14	Bobby Portis	161	316	.509
2012-13	BJ Young	180	401	.449
2011-12	BJ Young	177	351	.504
2010-11	Rotnei Clarke	144	328	.439
2009-10	Marshawn Powell	190	380	.500
2008-09	Michael Washington	178	323	.551
2007-08	Sonny Weems	197	425	.464
2006-07	Sonny Weems	161	332	.485
2005-06	Ronnie Brewer	197	447	.441
2004-05	Ronnie Brewer	171	360	.475
2003-04	Jonathon Modica	157	340	.463
2002-03	Jonathon Modica	117	252	.464
2001-02	Jannero Pargo	165	359	.460
2000-01	Joe Johnson	162	346	.468
1999-00	Joe Johnson	140	302	.464
1998-99	Derek Hood	173	306	.565
1997-98	Pat Bradley	161	421	.382
1996-97	Pat Bradley	150	339	.442

SEC GAME

1.	16	Todd Day at LSU	01/11/92
2.	14	Jimmy Whitt Jr., vs. Vanderbilt	01/15/20
	14	Daniel Gafford vs. LSU	01/12/19
	14	Bobby Portis vs. Alabama	02/05/14
5.	13	Bobby Portis vs. Vanderbilt	01/10/15
6.	12	Mason Jones vs. Auburn	02.04.20
	12	Daniel Gafford at Missouri	02/12/19
	12	Rotnei Clarke at Vanderbilt	01/29/11
	12	Marshawn Powell vs. Vanderbilt	02/27/10
	12	Jonathon Modica vs. Miss. St.	02/14/04
	12	Pat Bradley vs. South Carolina	02/18/98
	12	Corliss Williamson at Mississippi State	01/01/94
	12	Scotty Thurman at Auburn	01/15/94
	12	Scotty Thurman vs. Ole Miss	01/06/93
	12	Lee Mayberry vs. LSU	03/03/92

NOTE: Todd Day made 14 FG vs Alabama in 1992 SEC Tournament
Corliss Williamson made 12 FG vs Georgia in 1994 SEC Tourney

SEC SEASON

1.	136	Bobby Portis	2015
2.	129	Corliss Williamson	1994
3.	128	Todd Day	1992
4.	121	Daniel Gafford	2019
5.	119	Corliss Williamson	1995
6.	118	Mason Jones	2020
7.	117	Jaylen Barford	2018
8.	115	JD Notae	2022
9.	103	Scotty Thurman	1994
10.	102	Scotty Thurman	1993
	102	Sonny Weems	2008

SEC CAREER

1.	318	Corliss Williamson	1993-95
2.	300	Scotty Thurman	1993-95
3.	295	Jonathon Modica	2003-06
4.	271	Marshawn Powell	2010-13
5.	269	Pat Bradley	1996-99
6.	262	Darian Townes	2005-08
7.	251	Derek Hood	1996-99
8.	250	Ronnie Brewer	2004-06
9.	227	Kareem Reid	1996-99
10.	219	Bobby Portis	2014-15

RAZORBACK RECORDS

ARKANSAS BASKETBALL




Corliss Williamson led the Razorbacks in made field goals each of his three seasons on campus and is the all-time leader in SEC play.

Season	Player	FGM	FGA	Pct.
1970-71	Almer Lee	167	333	.502
1969-70	Almer Lee	180	418	.431
1968-69	James Eldridge	141	308	.458
1967-68	James Eldridge	155	305	.508
1966-67	Tommy Rowland	148	300	.483
1965-66	Ricky Sugg	122	273	.447
1964-65	Ricky Sugg	129	268	.481
1963-64	Jim Magness	125	310	.403
1962-63	Tommy Boyer	146	326	.448
1961-62	Jerry Carlton	149	355	.419
1960-61	Jerry Carlton	122	281	.434
1959-60	Ronnie Garner	135	345	.391
1958-59	Clyde Rhoden	131	314	.417
1957-58	Fred Grim	147	396	.371
1956-57	Terry Day	113	422	.268
1955-56	Manuel Whitley	135	322	.419
1954-55	Jerald Barnett	88	199	.442
1953-54	Jerald Barnett	81	225	.360
1952-53	Gene Lambert	87	263	.331
1951-52	Walter Kearns	82	268	.306
1950-51	D.L. Miller	72	174	.414

Led the SEC





Marvin Delph ranks third all-time in field goal attempts, leading the Razorbacks in scoring as a sophomore and junior.

GAME

1.	36	Deal Tolson vs. Texas A&M	03/02/74
2.	30	Dean Tolson vs. TCU	02/12/72
3.	29	Martin Terry vs. SMU	01/30/73
	29	Terry Day at Oklahoma	12/01/57
5.	28	Pat Bradley vs. North Texas	12/30/98
	28	Ronnie Garner at SMU	03/02/60
7.	27	Courtney Fortson at Vanderbilt	03/08/09
	27	Martin Terry at TCU	02/20/73
9.	26	Courtney Fortson at Mississippi State	01/14/10
	26	Todd Day at LSU	01/11/92
	26	Darrell Walker vs. Alabama State	12/15/82

SEASON

1.	589	JD Notae	2022
2.	586	Todd Day	1991
3.	515	Corliss Williamson	1995
4.	508	Martin Terry	1973
5.	486	Ron Brewer	1978
6.	484	Joe Kleine	1985
7.	483	Todd Day	1990
8.	477	Jaylen Barford #	LED SEC 2018
9.	466	Bobby Portis	2015
10.	460	Marvin Delph	1977

CAREER

1.	1,744	Todd Day	1989-92
2.	1,460	Lee Mayberry	1989-92
3.	1,440	Marvin Delph	1975-78
4.	1,412	Pat Bradley	1996-99
5.	1,318	Scotty Thurman	1993-95
6.	1,223	Scott Hastings	1979-82
7.	1,220	Sidney Moncrief	1976-79
8.	1,216	Kareem Reid	1996-99
9.	1,166	Jonathon Modica	2003-06
10.	1,156	Ron Huery	1987-88, 90-91

SEC GAME

1.	27	Courtney Fortson at Vanderbilt	03/08/09
2.	26	Courtney Fortson at Miss. St.	01/14/10
	26	Todd Day at LSU	01/11/92
4.	25	Moses Moody at Alabama	01/16/21
	25	Scotty Thurman vs. Ole Miss	01/06/93
6.	23	Scotty Thurman at Alabama	02/15/95
	23	Todd Day vs. Vanderbilt	02/12/92
8.	22	Pat Bradley at Kentucky	01/17/98
9.	21	Marshawn Powell vs. Vanderbilt	02/27/10
	21	Mike Washington at LSU	01/31/09
	21	Corliss Williamson at Mississippi State	01/19/94
	21	Scotty Thurman vs. Tennessee	02/16/93
	21	Todd Day at Georgia	02/18/92

NOTE: Corliss Williamson att. 21 FG vs Kentucky in 1994 SEC Tourney

SEC SEASON

1.	287	JD Notae	2022
2.	270	Mason Jones	2020
3.	261	Jaylen Barford #	LED SEC 2018
4.	257	Todd Day	1992
5.	243	Bobby Portis	2015
6.	240	Courtney Fortson	2010
7.	229	Sonny Weems	2008
8.	226	Pat Bradley	1998
9.	225	Ronnie Brewer	2006
10.	224	Anthlon Bell	2016

SEC CAREER

1.	695	Pat Bradley	1996-99
2.	666	Jonathon Modica	2003-06
3.	645	Scotty Thurman	1993-95
4.	573	Ronnie Brewer	2003-06
5.	567	Marshawn Powell	2010-13
6.	545	Kareem Reid	1996-99
7.	540	Corliss Williamson	1993-95
8.	524	Eric Ferguson	2003-06
9.	509	Anthlon Bell	2013-16
10.	506	Derek Hood	1996-99

FIELD GOALS ATTEMPTED LEADERS

Season	Player	FGM	FGA	Pct.
2021-22	JD Notae # (2nd in NCAA)	233	289	.396
2020-21	Moses Moody	165	286	.427
2019-20	Mason Jones	191	422	.453
2018-19	Daniel Gafford	214	324	.660
2017-18	Jaylen Barford #	224	477	.470
2016-17	Jaylen Barford	174	397	.438
2015-16	Anthlon Bell	172	402	.428
2014-15	Bobby Portis	250	466	.536
2013-14	Bobby Portis	161	316	.509
2012-13	BJ Young	180	401	.449
2011-12	BJ Young	177	351	.504
2010-11	Rotnei Clarke	144	328	.438
2009-10	Marshawn Powell	190	380	.500
2008-09	Courtney Fortson	154	363	.424
2007-08	Sonny Weems	197	425	.464
2006-07	Patrick Beverley	150	351	.427
2005-06	Ronnie Brewer	197	447	.441
2004-05	Ronnie Brewer	171	360	.475
2003-04	Jonathon Modica	157	340	.463
2002-03	Eric Ferguson	104	296	.351
2001-02	Jannero Pargo	165	359	.460
2000-01	Joe Johnson	162	346	.468
1999-00	Chris Walker	129	315	.410
1998-99	Pat Bradley	158	396	.399
1997-98	Pat Bradley	161	421	.382

Season	Player	FGM	FGA	Pct.
1996-97	Pat Bradley	150	339	.442
1995-96	Kareem Reid	141	357	.395
1994-95	Corliss Williamson	283	515	.550
1993-94	Corliss Williamson	273	436	.626
1992-93	Scotty Thurman	204	439	.465
1991-92	Lee Mayberry	181	368	.492
1990-91	Todd Day	277	586	.473
1989-90	Todd Day	237	483	.491
1988-89	Keith Wilson	162	347	.467
1987-88	Ron Huery	147	324	.454
1986-87	Tim Scott	125	327	.382
1985-86	Mike Ratliffe	137	298	.460
1984-85	Joe Kleine	294	484	.607
1983-84	Alvin Robertson	187	375	.494
1982-83	Darrell Walker	197	374	.527
1981-82	Scott Hastings	204	369	.553
1980-81	Scott Hastings	192	341	.563
1979-80	Scott Hastings	172	322	.534
1978-79	Scott Hastings	229	400	.560
1977-78	Ron Brewer	258	486	.531
1976-77	Marvin Delph	245	460	.533
1975-76	Marvin Delph	196	393	.499
1974-75	Kent Allison	172	282	.610
1973-74	Dean Tolson	204	373	.547
1972-73	Martin Terry	264	508	.520

Season	Player	FGM	FGA	Pct.
1971-72	Martin Terry	213	454	.469
1970-71	Vernon Murphy	165	340	.485
1969-70	Almer Lee	180	418	.431
1968-69	James Eldridge	141	308	.458
1967-68	James Eldridge	155	305	.508
1966-67	Tommy Rowland	148	300	.483
1965-66	Ricky Sugg	122	273	.447
1964-65	Ricky Sugg	129	268	.481
1963-64	Jim Magness	125	310	.403
1962-63	Tommy Boyer	146	326	.448
1961-62	Jerry Carlton	149	355	.419
1960-61	Jerry Carlton	122	281	.434
1959-60	Ronnie Garner	135	345	.391
1958-59	Clyde Rhoden	131	314	.417
1957-58	Fred Grim	147	396	.371
1956-57	Terry Day	113	422	.268
1955-56	Manuel Whitley	135	322	.419
1954-55	Pete Butler	76	223	.341
1953-54	Orval Elkins	63	227	.277
1952-53	Walter Kearns	86	276	.312
1951-52	Walter Kearns	82	268	.306
1950-51	D.L. Miller	72	174	.414

Led the SEC



Free Throw Percentage

GAME (MINIMUM 11 ATTEMPTS)

1.	1.000	Chris Lykes vs. Elon (12-12)	12/21/21
	1.000	Isaiah Joe vs. Tennessee (12-12)	02/26/20
	1.000	Daryl Macon vs. Texas (14-14)	12/17/16
	1.000	Alandise Harris vs. SMU (11-11)	11/18/13
	1.000	Kareem Reid vs. Memphis (14-14)	02/19/98
	1.000	Ron Huery vs. California (12-12)	12/30/86
	1.000	Scott Hastings vs. Rice (14-14)	02/20/82
	1.000	Sidney Moncrief vs. Houston (11-11)	1979
	1.000	Ron Brewer vs. TCU (11-11)	1978
	1.000	Tommy Boyer vs. Texas Tech (18-18)	02/19/63
11.	.938	Mason Jones vs. South Carolina (15-16)	01/29/20

SEASON (MINIMUM 60 ATT.)

1.	.939	Rickey Medlock (62-66)	1975
2.	.933	Tommy Boyer (125-134) * LED NCAA	1962
3.	.916	Rickey Medlock (87-95) * LED NCAA	1974
4.	.915	Robert Birden (65-71)	1975
5.	.914	Darrell Hawkins (74-81)	1992
6.	.913	Pat Bradley (63-69)	1997
7.	.913	Tommy Boyer (147-161) * LED NCAA	1963
8.	.908	Dusty Hannahs (108-119) # LED SEC	2017
9.	.902	Pat Bradley (74-82)	1998
10.	.890	Isaiah Joe (81-91)	2020

+ Boyer's career FT% was NCAA record, has since been broken

CAREER (MINIMUM 200 ATT.)

1.	.892	Tommy Boyer (315-353) *	1961-63
2.	.889	Dusty Hannahs (208-234)	2016-17
3.	.871	Daryl Macon (290-333)	2017-18
4.	.863	Rotnei Clarke (202-234)	2009-11
5.	.858	Pat Bradley (247-288)	1996-99
6.	.843	Jerry Carlton (300-356)	1960-62
7.	.829	Ricky Sugg (180-217)	1964-66
8.	.8233	Darrell Hawkins (219-266)	1988-93
9.	.8231	Martin Terry (414-503)	1972-73
10.	.819	Mason Jones (348-425)	2019-20

FREE THROW PERCENTAGE LEADERS (MIN 60 ATTS)

Season	Player	FTM	FTA	Pct.
2021-22	Chris Lykes	112	128	.875
2020-21	Moses Moody	151	186	.812
2019-20	Isaiah Joe	81	91	.890
2019-19	Mason Jones	115	143	.804
2017-18	Daryl Macon #	154	176	.875
2016-17	Dusty Hannahs #	108	119	.908
2015-16	Dusty Hannahs #	100	115	.870
2014-15	Rashad Madden	100	116	.862
2013-14	Rashad Madden	119	145	.821
2012-13	Coty Clarke	75	101	.743
2011-12	Mardracus Wade	66	81	.815
2010-11	Rotnei Clarke	92	107	.860
2009-10	Rotnei Clarke	67	81	.827
2008-09	Michael Sanchez	65	90	.722
2007-08	Sonny Weems	61	76	.803
2006-07	Patrick Beverley	112	138	.812
2005-06	Ronnie Brewer	144	192	.750
2004-05	Charles Thomas	53	69	.768
2003-04	Jonathon Modica	111	142	.782
2002-03	Kendrick Davis	53	67	.791
2001-02	Jannero Pargo	57	73	.781
2000-01	T.J. Cleveland	63	84	.750
1999-00	Joe Johnson	60	79	.759
1998-99	Pat Bradley	71	86	.826
1997-98	Pat Bradley	74	82	.902
1996-97	Pat Bradley	63	69	.913
1995-96	Jesse Pate	48	67	.716
1994-95	Scotty Thurman	57	73	.781
1993-94	Clint McDaniel	52	69	.754

SEC GAME (MINIMUM 8 ATT.)


1.	1.000	Isaiah Joe vs. Tennessee (12-12)	02/26/20
	1.000	Julysse Nobles (10-10) vs. Auburn	01/25/11
	1.000	Charles Thomas (10-10) vs. Louisiana Tech	12/30/06
	1.000	Kendrick Davis (9-9) vs. Ole Miss	01/17/04
	1.000	Ali Thompson (9-9) vs. Mississippi State	02/23/97
	1.000	Robert Shepherd (10-10) vs. Kentucky	02/10/93
	1.000	Arkansas players were 8-for-8	15 other times

SEC SEASON (MIN. 30 ATT.)

1.	.956	Isaiah Joe (43-45)	2020
2.	.941	Pat Bradley (32-34)	1997
	.941	Darrell Hawkins (32-34)	1992
4.	.918	Anthlon Bell (45-49)	2016
5.	.894	Dusty Hannahs (42-47)	2017
6.	.881	Jannero Pargo (37-42)	2002
7.	.868	Rotnei Clarke (59-68)	2011
8.	.867	Pat Bradley (39-45)	1998
9.	.864	Robert Shepherd (38-44)	1993
10.	.857	Daryl Macon (72-84)	2017

SEC CAREER (MIN. 60 ATT.)

1.	.885	Darrell Hawkins (77-87)	1992-93
2.	.878	Isaiah Joe (65-74)	2019-20
3.	.863	Jannero Pargo (63-73)	2001-02
4.	.861	Rotnei Clarke (93-108)	2009-11
5.	.841	Anthlon Bell (69-82)	2013-16
6.	.840	Pat Bradley (137-163)	1996-99
7.	.837	Dusty Hannahs (87-104)	2016-17
8.	.825	Rashad Madden (184-223)	2012-15
9.	.797	Robert Shepherd (51-64)	1992-93
10.	.794	Mason Jones (208-262)	2019-20



As a junior, **Rickey Medlock** led the nation in free throw percentage (.916) and his season percentage of .938 is tops on the school's list.

Season	Player	FTM	FTA	Pct.
1963-64	Jim Magness	93	118	.788
1962-63	Tommy Boyer * #	147	161	.913
1961-62	Tommy Boyer * #	125	134	.933
1960-61	Jerry Carlton	101	117	.863
1959-60	Ronnie Garner	89	112	.794
1958-59	Jay Carpenter	70	96	.729
1957-58	Fred Grim	86	102	.843
1956-57	Larry Grisham	89	113	.788
1955-56	Jerald Barnett	69	93	.742
1954-55	Jerald Barnett	71	95	.747
1953-54	Raymond Shaw	49	69	.710
1952-53	Orval Elkins	51	75	.680
1951-52	Gene Lambert	57	86	.663
1950-51	D.L. Miller	57	76	.750
1949-50	Jim Cathcart	63	108	.583

Led the SEC/SEC
* Led the NCAA

Season	Player	FTM	FTA	Pct.
1992-93	Darrell Hawkins	96	116	.828
1991-92	Darrell Hawkins	74	81	.914
1990-91	Ron Huery	126	150	.840
1989-90	Arlyn Bowers	54	68	.794
1988-89	Lenzie Howell	134	176	.761
1987-88	Tim Scott	73	88	.830
1986-87	Tim Scott	90	111	.811
1985-86	Mike Ratliff	94	126	.746
1984-85	Joe Kleine	185	257	.720
1983-84	Joe Kleine	163	211	.773
1982-83	Alvin Robertson	76	115	.661
1981-82	Tony Brown	52	68	.765
1980-81	U.S. Reed	106	140	.757
1979-80	U.S. Reed	74	93	.796
1978-79	Sidney Moncrief	212	248	.855
1977-78	Marvin Delph	82	94	.872
1976-77	Marvin Delph	62	84	.738
1975-76	Robert Birden	71	87	.816
1974-75	Rickey Medlock	62	66	.939
1973-74	Rickey Medlock * #	87	95	.916
1972-73	Martin Terry	207	242	.855
1971-72	Vernon Murphy	98	119	.824
1970-71	Donnie Watts	62	76	.816
1969-70	James Eldridge	58	81	.716
1968-69	Robert McKenzie	68	84	.810
1967-68	Robert McKenzie	109	132	.826
1966-67	Wally Freeman	52	71	.732
1965-66	Ricky Sugg	64	81	.790
1964-65	Ricky Sugg	77	89	.865





Third all-time in free throws made in SEC play, **Rashad Madden** is the only Arkansas native in program history to compile 1,000 points, 300 rebounds and 300 assists as a Razorback.

GAME

1.	22	Martin Terry vs. Texas A&M	01/22/72
2.	19	Vernon Murphy at Missouri-St. Louis	12/06/71
3.	18	Mason Jones vs. Mississippi State	02/15/20
	18	Tommy Boyer vs. Texas Tech	02/19/63
5.	17	Corliss Williamson vs. Ole Miss	02/18/95
	17	Martin Terry at Tulane	11/09/72
7.	16	Moses Moody vs. Alabama	02/24/21
	16	Tommy Boyer vs. SMU	1962
9.	15	Mason Jones vs. South Carolina	01/29/20
10.	14	Daryl Macon vs. Texas	12/17/16
	14	Courtney Fortson vs. Mississippi State	01/28/10
	14	Kareem Reid vs. Memphis	12/19/98
	14	Todd Day vs. Texas	01/25/90
	14	Joe Kleine vs. North Texas	12/17/83

SEASON

1.	233	Mason Jones * LED NCAA	2020
2.	212	Sidney Moncrief # -LED SWC	1979
3.	207	Martin Terry	1973
	207	Martin Terry	1972
5.	203	Corliss Williamson	1995
	203	Sidney Moncrief	1978
7.	185	Joe Kleine	1985
8.	165	Todd Day	1991
9.	163	Joe Kleine	1984
10.	158	Michael Qualls	2015

CAREER

1.	588	Sidney Moncrief	1976-79
2.	499	Todd Day	1989-92
3.	449	Scott Hastings	1979-82
4.	417	Joe Kleine	1983-85
5.	414	Martin Terry	1972-73
6.	413	Corliss Williamson	1993-95
7.	388	Ron Huery	1987-88, 90-91
8.	361	Kareem Reid	1996-99
9.	352	Charles Thomas	2005-08
10.	348	Mason Jones	2019-20

SEC GAME

1.	18	Mason Jones vs. Mississippi State	02/15/20
2.	17	Corliss Williamson vs. Ole Miss	02/18/95
3.	16	Moses Moody vs. Alabama	02/24/21
4.	15	Mason Jones vs. South Carolina	01/29/20
5.	14	Courtney Fortson vs. Mississippi State	01/28/10
6.	13	Corliss Williamson vs. Mississippi State	03/05/94
	13	Corliss Williamson at LSU	02/22/95
8.	12	Isaiah Joe vs. Tennessee	02/26/20
	12	Mason Jones vs. Florida	01/09/19
	12	Daryl Macon vs. South Carolina	03/08/18
	12	Daryl Macon at Tennessee	01/03/17
	12	Rashad Madden vs. Ole Miss	01/17/15
	12	Rashad Madden vs. LSU	02/15/14
	12	Courtney Fortson at Georgia	02/03/10
	12	Vincent Hunter vs. Ole Miss	01/17/04
	12	Corey Beck at Alabama	01/08/94
	12	Todd Day vs. LSU	03/03/92
	12	Lee Mayberry at Kentucky	01/25/92

SEC SEASON

1.	146	Mason Jones # -LED SEC	2020
2.	109	Corliss Williamson	1995
3.	94	Courtney Fortson	2010
4.	91	Moses Moody	2021
5.	83	Daryl Macon	2018
	83	Rashad Madden	2014
7.	82	Michael Qualls	2015
8.	80	Moses Kingsley	2016
9.	79	Ronnie Brewer	2006
10.	75	Moses Kingsley	2017
	75	Corliss Williamson	1994

SEC CAREER

1.	229	Corliss Williamson	1993-95
2.	208	Mason Jones	2019-20
3.	196	Ronnie Brewer	2004-06
4.	184	Rashad Madden	2012-15
5.	180	Moses Kingsley	2014-17
6.	171	Jonathon Modica	2003-06
7.	157	Kareem Reid	1996-99
8.	137	Michael Qualls	2013-15
	137	Marshawn Powell	2010-13
	137	Pat Bradley	1996-99

FREE THROWS MADE LEADERS

Season	Player	FTM	FTA	Pct.
2021-22	JD Notae	120	155	.774
20120-21	Moses Moody	151	186	.812
2019-20	Mason Jones * #	233	282	.826
2017-18	Daryl Macon	154	176	.875
2016-17	Daryl Macon	136	157	.866
2015-16	Moses Kingsley	142	223	.637
2014-15	Michael Qualls	158	204	.775
2013-14	Marshawn Powell	119	145	.821
2012-13	Marshawn Powell	86	134	.642
2011-12	BJ Young	84	113	.743
2010-11	Rotnei Clarke	92	107	.860
2009-10	Courtney Fortson	104	137	.759
	Mike Washington	104	160	.650
2008-09	Mike Washington	103	171	.602
2007-08	Darian Townes	89	142	.627
2006-07	Charles Thomas	117	151	.755
2005-06	Ronnie Brewer	144	192	.750
2004-05	Ronnie Brewer	108	165	.655
2003-04	Jonathon Modica	111	142	.782
2002-03	Jonathon Modica	58	88	.659
2001-02	JJ Sullinger	72	100	.720
2000-01	Joe Johnson	68	91	.747
1999-00	Chris Walker	64	96	.667
1998-99	Kareem Reid	83	108	.769
1997-98	Kareem Reid	88	119	.739
1996-97	Kareem Reid	74	106	.698
1995-96	Kareem Reid	116	169	.686

Season	Player	FTM	FTA	Pct.
1994-95	Corliss Williamson	203	304	.668
1993-94	Corliss Williamson	149	213	.700
1992-93	Darrell Hawkins	96	116	.828
1991-92	Todd Day	97	127	.764
1990-91	Todd Day	165	221	.747
1989-90	Todd Day	139	183	.760
1988-89	Lenzie Howell	134	176	.761
1987-88	Ron Huery	82	113	.726
1986-87	Ron Huery	106	137	.774
1985-86	Mike Ratliff	94	126	.746
1984-85	Joe Kleine	185	257	.720
1983-84	Joe Kleine	163	211	.773
1982-83	Darrell Walker	152	238	.639
1981-82	Scott Hastings	131	177	.740
1980-81	Scott Hastings	139	189	.735
1979-80	Scott Hastings	125	160	.781
1978-79	Sidney Moncrief #	212	248	.855
1977-78	Sidney Moncrief	203	256	.793
1976-77	Sidney Moncrief	117	171	.684
1975-76	Darryll Saulsberry	91	127	.717
1974-75	Robert Birden	65	71	.915
1973-74	Rickey Medlock	87	95	.916
1972-73	Martin Terry	207	242	.855
1971-72	Martin Terry	207	261	.793
1970-71	Vernon Murphy	128	191	.670
1969-70	Robert McKenzie	95	145	.655
1968-69	Gary Stephens	82	127	.646

Season	Player	FTM	FTA	Pct.
1967-68	Robert McKenzie	109	132	.826
1966-67	Tommy Rowland	117	168	.696
1965-66	Steve Rousseau	123	159	.774
1964-65	Steve Rousseau	88	112	.786
1963-64	Jim Magness	93	118	.788
1962-63	Tommy Boyer	147	161	.913
1961-62	Tommy Boyer	125	134	.933
1960-61	Pat Foster	113	137	.825
1959-60	Clyde Rhoden	135	181	.746
1958-59	Clyde Rhoden	88	142	.620
1957-58	Fred Grim	86	102	.843
1956-57	Larry Grisham	89	113	.788
1955-56	Jerald Barnett	69	93	.742
1954-55	Norman Smith	92	127	.713
1953-54	Buddy Smith	71	102	.696
1952-53	Gene Lambert	96	145	.662
1951-52	Gene Lambert	57	86	.663
1950-51	Billy Hester	62	88	.705
1949-50	Jim Cathcart	63	108	.583

Led the SEC/SWC

* Led the NCAA



Free Throw Attempts

GAME

1.	24	Martin Terry vs. Texas A&M	01/22/72
2.	23	Vernon Murphy vs. Oklahoma	01/05/71
3.	22	Corliss Williamson vs. Ole Miss	02/18/95
4.	21	Mason Jones vs. Mississippi State	02/15/20
	21	Martin Terry at Tulane	12/09/72
6.	19	Moses Moody vs Alabama	02/24/21
	19	Kareem Reid vs. Jackson State	12/30/95
	19	Mario Credit vs. Ole Miss	12/13/88
9.	18	Courtney Fortson vs. Mississippi State	01/28/10
	18	Corliss Williamson at Kentucky	02/09/94
	18	Todd Day vs. Texas	01/25/90
	18	Tommy Boyer vs. Texas Tech	1963

SEASON

1.	304	Corliss Williamson	1995
2.	282	Mason Jones * LED NCAA	2020
3.	261	Martin Terry	1972
4.	257	Joe Kleine	1985
5.	256	Sidney Moncrief	1978
6.	248	Sidney Moncrief	1979
7.	242	Martin Terry	1973
8.	238	Darrell Walker	1983
9.	223	Moses Kingsley	2016
10.	221	Todd Day	1991

CAREER

1.	752	Sidney Moncrief	1976-79
2.	668	Todd Day	1989-92
3.	615	Corliss Williamson	1993-95
4.	600	Scott Hastings	1979-82
5.	577	Joe Kleine	1983-85
6.	524	Darrell Walker	1981-83
7.	508	Moses Kingsley	2014-17
8.	503	Martin Terry	1972-73
9.	502	Kareem Reid	1996-99
10.	494	Ron Huery	1987-88, 90-91

FREE THROWS ATTEMPTED

Season	Player	FTM	FTA	Pct.
2021-22	JD Notae	120	155	.774
2020-21	Moses Moody	151	186	.812
2019-20	Mason Jones * #	233	282	.826
2018-19	Daniel Gafford	114	193	.591
2017-18	Daryl Macon	154	176	.875
2016-17	Moses Kingsley	128	169	.757
2015-16	Moses Kingsley	142	223	.637
2014-15	Michael Qualls	158	204	.775
2013-14	Rashad Madden	119	145	.821
2012-13	Marshawn Powell	86	134	.642
2011-12	BJ Young	84	113	.743
2010-11	Delvon Johnson	75	126	.595
2009-10	Mike Washington	104	160	.650
2008-09	Mike Washington	103	171	.602
2007-08	Darian Townes	89	142	.627
2006-07	Charles Thomas	117	151	.775
2005-06	Ronnie Brewer	144	192	.750
2004-05	Ronnie Brewer	108	165	.655
2003-04	Jonathon Modica	111	142	.782
2002-03	Jonathon Modica	58	88	.659
2001-02	JJ Sullinger	72	100	.720
2000-01	Joe Johnson	68	91	.747
1999-00	Alonzo Lane	53	106	.500
1998-99	Derek Hood	75	110	.682
1997-98	Nick Davis	76	161	.472
1996-97	Kareem Reid	74	106	.698
1995-96	Kareem Reid	116	169	.686
1994-95	Corliss Williamson	203	304	.668
1993-94	Corliss Williamson	149	213	.700

SEC GAME

1.	22	Corliss Williamson vs. Ole Miss	02/18/95
2.	21	Mason Jones vs. Mississippi State	02/15/20
3.	19	Moses Moody vs Alabama	02/24/21
4.	18	Courtney Fortson vs. Mississippi State	01/28/10
	18	Corliss Williamson at Kentucky	02/09/94
6.	17	Corliss Williamson at LSU	02/22/95
7.	16	Mason Jones vs. Auburn	02/04/20
	16	Mason Jones vs. South Carolina	01/29/20
	16	Courtney Fortson at Georgia	02/03/10
	16	Corey Beck at Alabama	01/08/94
11.	15	Corliss Williamson vs. Mississippi State	03/05/94
	15	Todd Day vs. LSU	03/03/92

SEC SEASON

1.	184	Mason Jones #-LED SEC	2020
2.	158	Corliss Williamson	1995
3.	134	Moses Kingsley	2016
4.	123	Courtney Fortson	2010
5.	112	Michael Qualls	2015
6.	107	Moses Moody	2021
	105	Ronnie Brewer	2006
8.	101	Moses Kingsley	2017
9.	98	Corliss Williamson	1994
10.	97	Rashad Madden	2014

SEC CAREER

1.	323	Corliss Williamson	1993-95
2.	287	Ronnie Brewer	2004-06
3.	280	Moses Kingsley	2014-17
4.	262	Mason Jones	2019-20
5.	244	Jonathon Modica	2003-06
6.	223	Rashad Madden	2012-15
7.	210	Kareem Reid	1996-99
8.	207	Marshawn Powell	2010-13
9.	198	Michael Qualls	2013-15
10.	192	Corey Beck	1993-95

RAZORBACK RECORDS

ARKANSAS BASKETBALL



Mason Jones became the first Razorback to lead the SEC (ranking 8th nationally) in scoring (22.03 ppg). A key to that was him leading the NCAA in both free throws made (233) and attempted (282).

Season	Player	FTM	FTA	Pct.
1992-93	Corey Beck	82	122	.672
1991-92	Todd Day	97	127	.764
1990-91	Todd Day	165	221	.747
1989-90	Todd Day	139	183	.760
1988-89	Lenzie Howell	134	176	.761
1987-88	Mario Credit	79	118	.669
1986-87	Ron Huery	106	137	.774
1985-86	Mike Ratliff	94	126	.746
1984-85	Joe Kleine	185	257	.720
1983-84	Joe Kleine	163	211	.773
1982-83	Darrell Walker	152	238	.639
1981-82	Scott Hastings	131	177	.740
1980-81	Scott Hastings	139	189	.735
1979-80	Scott Hastings	125	160	.781
1978-79	Sidney Moncrief	212	248	.855
1977-78	Sidney Moncrief	203	256	.793
1976-77	Sidney Moncrief	117	171	.684
1975-76	Daryll Saulsberry	91	127	.717
1974-75	Kent Allison	49	95	.516
1973-74	Rickey Medlock	87	95	.916
1972-73	Martin Terry	207	242	.855
1971-72	Martin Terry	207	261	.793
1970-71	Vernon Murphy	128	191	.670
1969-70	Robert McKenzie	95	145	.655
1968-69	Gary Stephens	82	127	.646
1967-68	Robert McKenzie	109	132	.826
1966-67	Tommy Rowland	117	168	.696
1965-66	Steve Rousseau	123	159	.774
1964-65	Steve Rousseau	88	112	.786

Season	Player	FTM	FTA	Pct.
1963-64	Jim Magness	93	118	.788
1962-63	Tommy Boyer	147	161	.913
1961-62	Tommy Boyer	125	134	.933
1960-61	Pat Foster	113	137	.825
1959-60	Clyde Rhoden	135	181	.746
1958-59	Clyde Rhoden	88	142	.620
1957-58	Fred Grim	86	102	.843
1956-57	Larry Grisham	89	113	.788
	Terry Day	75	113	.663
1955-56	Jerald Barnett	69	93	.742
1954-55	Pete Butler	87	139	.626
1953-54	Jerald Barnett	63	103	.612
1952-53	Gene Lambert	96	145	.662
1951-52	Walter Kearns	52	92	.565
1950-51	Billy Hester	62	88	.705
1949-50	Jim Cathcart	63	108	.583

Led the SEC
* Led the NCAA





Dean Tolson averaged 11.7 rebounds over three seasons at Arkansas, highlighted by the top two single-season performances.

SEASON

1.	13.24	Dean Tolson (278 in 21 gms)	1974
2.	12.40	Dean Tolson (310 in 25 gms)	1973
3.	10.26	Derek Hood (349 in 34 gms) # LED SEC	1999
4.	9.88	Dean Tolson (257 in 26 gms)	1972
5.	9.80	Mike Washington (294 in 30 gms) # LED SEC	2009
6.	9.76	Nick Davis (322 in 33 gms) # LED SEC	1998
7.	9.71	Ronnie Garner (233 in 24 gms)	1960
	9.71	Manuel Whitley (233 in 24 gms)	1956
9.	9.63	Sidney Moncrief (289 in 30 gms)	1979
10.	9.34	Moses Kingsley (299 in 32 gms)	2016

CAREER (MINIMUM 50 GMS)

1.	11.74	Dean Tolson (845 in 72 gms)	1972-74
2.	8.35	Vernon Murphy (426 in 51 gms)	1970-72
3.	8.32	Sidney Moncrief (1,015 in 122 gms)	1976-79
4.	8.31	Joe Kleine (806 in 97 gms)	1982-85
5.	7.87	Bobby Portis (551 in 70 gms)	2014-15
6.	7.71	Manuel Whitley (347 in 45 gms)	1953; 56
7.	7.65	Derek Hood (1,002 in 131 gms)	1996-99
8.	7.43	Jay Carpenter (557 in 75 gms)	1957-59
9.	7.37	Daniel Gafford (494 in 67 gms)	2018-19
10.	7.18	James Eldridge (517 in 72 gms)	1968-70

SEC SEASON

1.	9.50	Derek Hood (152 in 16 gms)	1999
2.	9.33	Bobby Portis (168 in 18 gms)	2015
3.	9.25	Nick Davis (148 in 16 gms)	1998
4.	8.88	Michael Washington (142 in 16 gms)	2009
5.	8.56	Daniel Gafford (154 in 18 gms)	2019
6.	8.33	Moses Kingsley (150 in 18 gms)	2016
7.	8.31	Patrick Beverley (133 in 16 gms)	2008
8.	8.30	Sunday Adebayo (83 in 10 gms)	1996
9.	7.81	Corliss Williamson (125 in 16 gms)	1994
	7.81	Derek Hood (125 in 16 gms)	1997

SEC CAREER (MINIMUM 30 GMS)

1.	8.08	Bobby Portis (291 in 36 gms)	2014-15
2.	7.39	Daniel Gafford (266 in 36 gms)	2018-19
3.	7.31	Derek Hood (468 in 64 gms)	1996-99
4.	6.75	Corliss Williamson (297 in 44 gms)	1993-95
5.	6.31	Patrick Beverley (202 in 32 gms)	2007-08
6.	6.03	Joe Johnson (181 in 30 gms)	2000-01
7.	5.74	Marshawn Powell (287 in 50 gms)	2010-13
8.	5.69	Coty Cark (205 in 36 gms)	2013-14
9.	5.28	Ronnie Brewer (169 in 32 gms)	2004-05
10.	5.25	Mike Washington (315 in 60 gms)	2007-10

REBOUNTING AVERAGE LEADERS

Season	Player	Games	Reb.	Avg.
2020-21	Justin Smith	28	203	7.3
20019-20	Mason Jones	31	169	5.5
2018-19	Daniel Gafford	32	277	8.7
2017-18	Daniel Gafford	35	217	6.2
2016-17	Moses Kingsley	36	277	7.7
2015-16	Moses Kingsley	32	299	9.3
2014-15	Bobby Portis	36	321	8.9
2013-14	Bobby Portis	34	230	6.8
2012-13	Marshawn Powell	32	174	5.4
2011-12	Devonta Abron	32	135	4.2
2010-11	Delvon Johnson	31	223	7.2
2009-10	Marshawn Powell	32	215	6.7
2008-09	Michael Washington #	30	294	9.8
2007-08	Patrick Beverley	35	231	6.6
2006-07	Charles Thomas	35	195	5.7
2005-06	Darian Townes	32	164	5.1
2004-05	Ronnie Brewer	30	145	4.8
2003-04	Ronnie Brewer	28	153	5.5
2002-03	Dionisio Gomez	28	186	6.6
2001-02	Dionisio Gomez	28	139	5.0
2000-01	Joe Johnson	30	193	6.4
1999-00	Joe Johnson	23	132	5.7
1998-99	Derek Hood #	34	349	10.3
1997-98	Nick Davis #	33	322	9.8
1996-97	Derek Hood #	32	257	8.0
1995-96	Derek Hood	33	200	6.1
1994-95	Corliss Williamson	39	293	7.5
1993-94	Corliss Williamson	34	262	7.7
1992-93	Corliss Williamson	18	92	5.1

Season	Player	Games	Reb.	Avg.
1991-92	Oliver Miller	34	261	7.7
1990-91	Oliver Miller	38	294	7.7
1989-90	Oliver Miller	35	219	6.3
1988-89	Lenzie Howell	32	224	7.0
1987-88	Andrew Lang	30	218	7.3
1986-87	Andrew Lang	32	240	7.5
1985-86	Andrew Lang	26	168	6.5
1984-85	Joe Kleine	35	294	8.4
1983-84	Joe Kleine	32	293	9.2
1982-83	Joe Kleine	30	219	7.3
1981-82	Scott Hastings	29	175	6.0
1980-81	Scott Hastings	32	173	5.4
1979-80	Scott Hastings	29	194	6.7
1978-79	Sidney Moncrief	30	289	9.6
1977-78	Sidney Moncrief	36	278	7.7
1976-77	Sidney Moncrief	28	235	8.4
1975-76	Sidney Moncrief	28	213	7.6
1974-75	Kent Allison	26	213	8.2
1973-74	Dean Tolson	21	278	13.2
1972-73	Dean Tolson	25	310	12.4
1971-72	Dean Tolson	26	257	9.9
1970-71	Vernon Murphy	26	230	8.8
1969-70	Robert McKenzie	24	182	7.6
1968-69	James Eldridge	24	170	7.1
1967-68	Gary Stephens	24	182	7.6
1966-67	Tommy Rowland	23	206	8.9
1965-66	John Talkington	23	196	8.5
	J. D. McConnell	23	196	8.5
1964-65	J. D. McConnell	22	153	7.0

Season	Player	Games	Reb.	Avg.
1963-64	Jim Magness	23	127	5.5
1962-63	Jim Wilson	24	181	7.5
1961-62	Jim Wilson	24	158	6.6
1960-61	Ronnie Garner	23	180	7.8
1959-60	Ronnie Garner	24	233	9.7
1958-59	Jay Carpenter	24	211	8.8
1957-58	Harry Thompson	27	218	8.1
1956-57	Terry Day	24	224	9.3
1955-56	Manuel Whitley	24	233	9.7
1954-55	Pete Butler	24	173	7.2
1953-54	Raymond Shaw	23	138	6.0
1952-53	Walter Kearns	21	143	6.8

Led the SEC



GAME

1.	23	Nick Davis vs. Jackson State	11/21/97
2.	22	Dean Tolson vs. Texas	1973
	22	Dean Tolson vs. Rice	1973
	22	Dean Tolson vs. TCU	02/12/72
5.	21	Dean Tolson vs. Rice	1973
	21	Dean Tolson vs. S. Illinois	12/30/72
	21	Doug Campbell vs. Rockhurst	12/02/72
8.	20	Dean Tolson vs. Rice	02/09/74
	20	John Talkington vs. Texas	1966
10.	19	Dean Tolson vs. Baylor	02/23/74
	19	Dean Tolson vs. Texas	1974
	19	Dean Tolson vs. TCU	1974
	19	Dean Tolson vs. Rice	1973

SEASON

1.	364	Jaylin Williams	2022
2.	349	Derek Hood	1999
3.	322	Nick Davis	1998
4.	321	Bobby Portis	2015
5.	310	Dean Tolson	1973
6.	299	Moses Kingsley	2016
7.	294	Michael Washington	2009
	294	Oliver Miller	1991
	294	Joe Kleine	1985
10.	293	Corliss Williamson	1995
	293	Joe Kleine	1984

CAREER

1.	1,015	Sidney Moncrief	1976-79
2.	1,002	Derek Hood	1996-99
3.	886	Oliver Miller	1989-92
4.	845	Dean Tolson	1972-74
5.	806	Joe Kleine	1983-85
6.	768	Moses Kingsley	2014-17
7.	690	Andrew Lang	1985-88
8.	680	Scott Hastings	1979-82
9.	673	Todd Day	1989-92
10.	651	Mike Washington	2007-10

REBOUND LEADERS

Season	Player	Games	Reb.	Avg.
2021-22	Jaylin Williams	37	364	9.8
2020-21	Justin Smith	28	203	7.3
2019-20	Mason Jones	31	169	5.5
2017-18	Daniel Gafford	35	217	6.2
2016-17	Moses Kingsley	36	277	7.7
2015-16	Moses Kingsley	32	299	9.3
2014-15	Bobby Portis	36	321	8.9
2013-14	Bobby Portis	34	230	6.8
2012-13	Marshawn Powell	32	174	5.4
2011-12	Devonta Abbron	32	135	4.2
2010-11	Delvon Johnson	31	223	7.2
2009-10	Marshawn Powell	32	215	6.7
2008-09	Michael Washington	30	294	9.8
2007-08	Patrick Beverley	35	231	6.6
2006-07	Charles Thomas	35	195	5.7
2005-06	Darian Townes	32	164	5.1
2004-05	Ronnie Brewer	30	145	4.8
2003-04	Ronnie Brewer	28	153	5.5
2002-03	Dionisio Gomez	28	186	6.6
2001-02	Dionisio Gomez	28	139	5.0
2000-01	Joe Johnson	30	193	6.4
1999-00	Chris Walker	34	154	4.5
1998-99	Derek Hood	34	349	10.3
1997-98	Nick Davis	33	322	9.8

SEC GAME

1.	17	Dionisio Gomez vs. Georgia	01/18/03
	17	Nick Davis vs. Alabama	01/24/98
	17	Nick Davis at Auburn	01/21/98
4.	16	Jaylin Williams vs. Tennessee	02/19/22
	16	Steven Hill at Alabama	01/27/07
	16	Nick Davis at Georgia	02/25/96
	16	Corliss Williamson vs. Kentucky	03/12/94
	16	Todd Day at Tennessee	02/05/92
9.	15	Bobby Portis vs. LSU	03/07/15
	15	Mike Washington vs. Mississippi State	01/10/09
	15	Patrick Beverley at LSU	01/26/08
	15	Charles Thomas at Georgia	03/05/06
	15	Derek Hood at LSU	01/02/99
	15	Nick Davis vs. Vanderbilt	02/07/98

NOTE: Mike Washington had 18 vs Florida in 2009 SEC Tournament
Derek Hood had 17 vs Mississippi State in 1999 SEC Tourney

SEC SEASON

1.	183	Jaylin Williams	2022
2.	168	Bobby Portis	2015
3.	152	Derek Hood	1999
4.	150	Moses Kingsley	2016
5.	148	Nick Davis	1998
6.	142	Michael Washington	2009
7.	138	Moses Kingsley	2017
8.	133	Patrick Beverley	2008
9.	125	Corliss Williamson	1994
10.	123	Bobby Portis	2014

SEC CAREER

1.	468	Derek Hood	1996-99
2.	366	Moses Kingsley	2014-17
3.	315	Mike Washington	2007-10
4.	310	Darian Townes	2005-08
5.	297	Corliss Williamson	1993-95
6.	291	Bobby Portis	2014-15
7.	287	Marshawn Powell	2010-13
8.	262	Charles Thomas	2005-08
9.	261	Ronnie Brewer	2004-06
10.	258	Jonathon Modica	2003-06



Jaylin Williams set an Arkansas overall (364) and SEC (183) season records for rebounds in 2021-22. He was second in the SEC and 19th in the NCAA with an average of 9.8 rebounds per game.

Season	Player	Games	Reb.	Avg.
1972-73	Dean Tolson	25	310	12.4
1971-72	Dean Tolson	26	257	9.9
1970-71	Vernon Murphy	26	230	8.8
1969-70	Robert McKenzie	24	182	7.6
1968-69	James Eldridge	24	170	7.1
1967-68	Gary Stephens	24	182	7.6
1966-67	Tommy Rowland	23	206	8.9
1965-66	John Talkington	23	196	8.5
	J. D. McConnell	23	196	8.5
1964-65	J. D. McConnell	22	153	7.0
1963-64	Jim Magness	23	127	5.5
1962-63	Jim Wilson	24	181	7.5
1961-62	Jim Wilson	24	158	6.6
1960-61	Ronnie Garner	23	180	7.8
1959-60	Ronnie Garner	24	233	9.7
1958-59	Jay Carpenter	24	211	8.8
1957-58	Harry Thompson	24	218	9.1
1956-57	Terry Day	24	224	9.3
1955-56	Manuel Whitley	24	233	9.7
1954-55	Pete Butler	24	173	7.2
1953-54	Raymond Shaw	23	138	6.0
1952-53	Walter Kearns	21	143	6.8





Scotty Thurman shot over 42 percent from long range each of his three seasons, making 80 or more threes each year.

GAME (MINIMUM 4 ATT.)

1.	1.000	Patrick Beverley vs. Auburn (6-6)	03/08/08
	1.000	Dusty Hannahs vs. Charleston S. (5-5)	11/20/15
	1.000	Mardracus Wade at Georgia (5-5)	02/08/12
	1.000	Sonny Weems at LSU (5-5)	01/26/08
	(4-4) 15 times: Last:		
1		Daryl Macon vs. Auburn (4-4)	02/27/18

SEASON (MINIMUM 75 ATT.)

1.	.504	Lee Mayberry (65-129) # LED SWC	1990
2.	.477	Arlyn Bowers (41-86)	1991
3.	.476	Mardracus Wade (70-147) # LED SEC	2012
4.	.443	Joe Johnson (35-79)	2001
5.	.442	Scotty Thurman (80-181)	1993
6.	.441	Anthlon Bell (889-202)	2016
7.	.438	Rotnei CLark (91-208)	2011
8.	.4331	Dusty Hannahs (81-187)	2016
9.	.4328	Jaylen Barford (87-201)	2018
10.	.4318	Jannero Pargo (95-220)	2002

CAREER (MINIMUM 300 ATT.)

1.	.432	Scotty Thurman (267-618)	1993-95
2.	.425	Jannero Pargo (168-395)	2001-02
3.	.424	Lee Mayberry (218-514)	1989-92
4.	.420	Rotnei Clarke (274-653)	2009-11
5.	.410	Dusty Hannahs (155-378)	2016-17
6.	.405	Daryl Macon (150-370)	2017-18
7.	.401	Al Dillard (138-344)	1994-95
8.	.400	Pat Bradley (366-915)	1996-99
9.	.390	Isaiah Joe (207-548)	2019-20
10.	.384	Todd Day (226-588)	1989-92

SEC GAME (MINIMUM 4 ATT.)

1.	1.000	Patrick Beverley (6-6) vs. Auburn	03/08/08
	1.000	Mardracus Wade (5-5) at Georgia	02/08/12
	1.000	Sonny Weems (5-5) at LSU	01/26/08
	1.000	Daryl Macon vs. Auburn (4-4)	02/27/18
	1.000	Anton Beard at Ole Miss (4-4)	02/14/15
	1.000	Chris Walker at Mississippi State (4-4)	02/12/00
7.	.875	Jannero Pargo vs. Florida (7-8)	01/26/02
8.	.883	(5-6) Four Times	
		LAST: Jaylen Barford (5-6) at Florida	01/17/18

SEC SEASON (MIN. 50 ATT.)

1.	.474	Rotnei Clarke (45-95)	2011
2.	.465	Al Dillard (33-71)	1995
3.	.460	Anthlon Bell (52-113)	2016
4.	.451	Teddy Gipson (23-51)	2000
5.	.447	Patrick Beverley (38-85)	2008
6.	.440	Joe Johnson (22-50)	2000
7.	.439	Dusty Hannahs (47-107)	2016
	.439	Scotty Thurman (47-107)	1995
9.	.438	Mardracus Wade (32-73)	2012
10.	.437	Jannero Pargo (52-119)	2002

SEC CAREER (MIN. 75 ATT.)

1.	.436	Lee Mayberry (34-78)	1992
2.	.433	Joe Johnson (39-90)	2000-01
3.	.429	Dusty Hannahs (90-210)	2016-17
4.	.429	Scotty Thurman (130-303)	1993-95
5.	.425	Patrick Beverley (77-181)	2007-08
6.	.421	Jannero Pargo (93-221)	2001-02
7.	.418	Chris Walker (46-110)	1997-00
	.418	Robert Shepherd (33-79)	1992-93
9.	.408	Todd Day (40-98)	1992
10.	.405	Rotnei Clarke (136-336)	2009-11

3-POINT PCT. LEADERS (MIN 75 ATT)

Season	Player	3PTM	3PTA	Pct.
2021-22	Stanley Umude	53	143	.371
2020-21	Moses Moody	58	162	.358
2019-20	Mason Jones	68	194	.351
2018-19	Isaiah Joe #	113	273	.414
2017-18	Jaylen Barford #	87	201	.433
2016-17	Daryl Macon	65	168	.387
	Dusty Hannahs	74	191	.387
2015-16	Anthlon Bell	89	202	.441
2014-15	Rashad Madden	46	122	.377
2013-14	Rashad Madden	50	125	.400
2012-13	Marshawn Powell	27	78	.346
2011-12	Mardracus Wade #	70	147	.476
2010-11	Rotnei Clarke	91	208	.438
2009-10	Rotnei Clarke #	100	234	.427
2008-09	Rotnei Clarke	83	211	.393
2007-08	Patrick Beverley	65	172	.378
2006-07	Patrick Beverley	73	189	.386
2005-06	Jonathon Modica	55	157	.350
2004-05	Ronnie Brewer	36	91	.396
2003-04	Eric Ferguson	29	85	.341
2002-03	Jonathon Modica	31	86	.360
2001-02	Jannero Pargo	95	220	.432
2000-01	Joe Johnson	35	79	.443
1999-00	TJ Cleveland	49	118	.415

Season	Player	3PTM	3PTA	Pct.
1998-99	Teddy Gipson	31	81	.383
1997-98	Pat Bradley	93	242	.384
1996-97	Pat Bradley	98	230	.426
1995-96	Pat Bradley	82	198	.414
1994-95	Scotty Thurman #	102	239	.427
1993-94	Scotty Thurman	85	198	.429
1992-93	Scotty Thurman	80	181	.442
1991-92	Todd Day	57	133	.429
1990-91	Arlyn Bowers	41	86	.477
1989-90	Lee Mayberry #	65	129	.504
1988-89	Todd Day	31	90	.344
1987-88	Tim Scott	41	116	.354
1986-87	Tim Scott	53	162	.327

Led the SEC/SWC



3-Point Field Goals Made

GAME

1.	13	Rotnei Clarke vs. Alcorn State	SEC Record	11/13/09
2.	12	Al Dillard vs. Delaware State		12/11/93
3.	10	Isaiah Joe vs. FIU		12/01/18
10	10	Rotnei Clarke vs. East Tennessee State		11/27/09
10	10	Pat Bradley vs. North Texas		12/30/98
6.	9	Lee Mayberry vs. LSU		03/03/92
7.	8	Dusty Hannahs vs. Mississippi State		01/09/16
8	8	Pat Bradley vs. Western Carolina		12/07/98
8	8	Tank Wallace vs. Auburn		02/21/98
8	8	Pat Bradley vs. Troy		12/10/96

SEASON

1.	113	Isaiah Joe	SEC Freshman Record (tie)	2019
2.	102	Scotty Thurman		1995
3.	100	Rotnei Clarke		2010
4.	98	Pat Bradley		1997
5.	95	Jannero Pargo		2002
6.	94	Isaiah Joe	# LED SEC	2020
7.	93	Pat Bradley		1999
8.	93	Pat Bradley		1998
9.	91	Rotnei Clarke		2011
10.	89	Anthlon Bell		2016

CAREER

1.	366	Pat Bradley		1996-99
2.	274	Rotnei Clarke		2009-11
3.	267	Scotty Thurman		1993-95
4.	237	Anthlon Bell		2013-16
5.	226	Todd Day		1989-92
6.	218	Lee Mayberry		1989-92
7.	207	Isaiah Joe		2019-20
8.	168	Jannero Pargo		2001-02
9.	160	Eric Ferguson		2003-06
10.	155	Dusty Hannahs		2016-17

3-POINT FGS MADE LEADERS

Season	Player	3PTM	3PTA	Pct.
2021-22	JD Notae	74	249	.297
2020-21	Moses Moody	58	162	.358
2019-20	Isaiah Joe # (3.6)	94	275	.342
2017-18	Jaylen Barford	87	201	.433
2016-17	Dusty Hannahs	74	191	.387
2015-16	Anthlon Bell	89	202	.441
2014-15	Anthlon Bell	65	185	.351
2013-14	Anthlon Bell	50	151	.331
	Rashad Madden	50	125	.400
2012-13	Anthlon Bell	33	104	.317
2011-12	Mardracus Wade	70	147	.476
2010-11	Rotnei Clarke	91	208	.438
2009-10	Rotnei Clarke	100	234	.427
2008-09	Rotnei Clarke	83	211	.393
2007-08	Patrick Beverley	65	172	.378
2006-07	Patrick Beverley	73	189	.386
2005-06	Jonathon Modica	55	157	.350
2004-05	Eric Ferguson	44	119	.370
2003-04	Jonathon Modica	37	114	.325
2002-03	Eric Ferguson	46	150	.307
2001-02	Jannero Pargo	95	220	.432
2000-01	Jannero Pargo	73	175	.417

SEC GAME

1.	9	Lee Mayberry vs. LSU		03/03/92
2.	8	Dusty Hannahs vs. Miss. State		01/09/16
8	8	Tarik Wallace vs. Auburn		02/21/98
4.	7	Isaiah Joe vs. Missouri		01/23/19
7	7	Isaiah Joe at Tennessee		01/15/19
7	7	Anthlon Bell vs. Ole Miss		03/05/14
7	7	Jannero Pargo at Miss. St.		02/27/02
7	7	Jannero Pargo at Alabama		01/30/02
7	7	Jannero Pargo at Florida		01/26/02
7	7	Pat Bradley vs. South Carolina		02/18/98
7	7	Scotty Thurman at Auburn		01/14/95
7	7	Todd Day vs. Auburn		01/04/92

SEC SEASON

1.	60	Isaiah Joe		2019
2.	52	Anthlon Bell		2016
52	52	Jannero Pargo		2002
4.	48	Jaylen Barford		2018
5.	47	Dusty Hannahs		2016
47	47	Scotty Thurman		1995
47	47	Pat Bradley		1998
8.	46	Daryl Macon		2018
46	46	Rotnei Clarke		2009
10.	45	Rotnei Clarke		2011
45	45	Rotnei Clarke		2010

SEC CAREER


1.	159	Pat Bradley		1996-99
2.	136	Rotnei Clarke		2009-11
3.	130	Scotty Thurman		1993-95
4.	120	Anthlon Bell		2013-16
5.	94	Jonathon Modica		2003-06
6.	93	Jannero Pargo		2001-02
7.	90	Dusty Hannahs		2016-17
8.	84	Eric Ferguson		2003-06
83	83	Mason Jones		2019-20



Isaiah Joe tied an SEC freshman record for 3-pointers made in a season 113 in 2019 – while leading the SEC in 3-point percentage – and he led the SEC in 3-pointers made in 2020 with 94.

Season	Player	3PTM	3PTA	Pct.
1999-00	TJ Cleveland	49	118	.415
1998-99	Pat Bradley # (2.7)	93	245	.380
1997-98	Pat Bradley # (2.8)	93	242	.384
1996-97	Pat Bradley # (3.1)	98	230	.426
1995-96	Pat Bradley	82	198	.414
1994-95	Scotty Thurman	102	239	.427
1993-94	Scotty Thurman	85	198	.429
1992-93	Scotty Thurman	80	181	.442
1991-92	Lee Mayberry	63	162	.389
1990-91	Todd Day	67	189	.354
1989-90	Todd Day	71	176	.403
1988-89	Lee Mayberry	33	74	.446
	Keith Wilson	33	116	.284
1987-88	Tim Scott	41	116	.353
1986-87	Tim Scott	53	162	.327

Led the SEC in 3PT FG Made per game



Pat Bradley ranks fifth all-time with 1,765 career points, taking 65 percent of his field goal attempts from three-point land.

GAME

1.	24	Pat Bradley vs. North Texas	% SEC Record	12/30/98
2.	22	Al Dillard vs. Delaware State		12/11/93
3.	17	Isaiah Joe at Indiana		12/29/19
	17	Rotnei Clarke vs. East Tennessee State		11/27/09
	17	Rotnei Clarke vs. Alcorn State		11/13/09
6.	15	Isaiah Joe at Texas A&M		03/07/20
7.	14	Isaiah Joe vs. South Carolina		01/29/20
	14	Isaiah Joe vs. Valparaiso		12/21/19
	14	Isaiah Joe at Western Kentucky		12/07/19
	14	Isaiah Joe at Auburn		02/20/19
	14	Stef Welsh vs. Ole Miss		03/04/09
	14	Jannero Pargo at Alabama		01/30/02
	14	Pat Bradley vs. Mississippi State		03/06/99

SEASON

1.	275	Isaiah Joe	2020
2.	273	Isaiah Joe	2019
3.	249	JD Notae	2022
4.	245	Pat Bradley	1999
5.	242	Pat Bradley	1998
6.	239	Scotty Thurman	1995
7.	234	Rotnei Clarke	2010
8.	230	Pat Bradley	1997
9.	220	Jannero Pargo	2002
10.	211	Rotnei Clarke	2009

CAREER

1.	915	Pat Bradley	1996-99
2.	653	Rotnei Clarke	2009-11
3.	642	Anthlon Bell	2013-16
4.	618	Scotty Thurman	1993-95
5.	588	Todd Day	1989-92
6.	548	Isaiah Joe	2019-20
7.	514	Lee Mayberry	1989-92
8.	480	Eric Ferguson	2003-06
9.	452	Stef Welsh	2007-10
10.	431	Brandon Dean	1999-02

SEC GAME

1.	15	Isaiah Joe at Texas A&M	03/07/20
2.	14	Isaiah Joe vs. South Carolina	01/29/20
	14	Isaiah Joe at Auburn	02/20/19
	14	Stef Welsh vs. Ole Miss	03/04/09
	14	Jannero Pargo at Alabama	01/30/02
	14	Pat Bradley vs. Mississippi State	03/06/99
7.	13	Isaiah Joe at Ole Miss	01/11/20
	13	Isaiah Joe at Tennessee	01/15/19
	13	Dusty Hannahs vs. Mississippi State	01/09/16
	13	Tarik Wallace at Kentucky	01/17/98
	13	Scotty Thurman at Auburn	01/14/95
	13	Scotty Thurman at LSU	03/02/94
	13	Scotty Thurman vs. Ole Miss	01/06/93

SEC SEASON

1.	141	Isaiah Joe	2019
2.	131	Isaiah Joe	2020
3.	121	Rotnei Clarke	2009
4.	120	Mason Jones	2019
	120	Rotnei Clarke	2010
6.	119	Mason Jones	2020
	119	Jannero Pargo	2002
	119	Pat Bradley	1998
9.	117	Pat Bradley	1997
10.	116	JD Notae	2022

SEC CAREER

1.	429	Pat Bradley	1996-99
2.	336	Rotnei Clarke	2009-11
3.	326	Anthlon Bell	2013-16
4.	303	Scotty Thurman	1993-95
5.	272	Isaiah Joe	2019-20
6.	266	Eric Ferguson	2003-06
7.	263	Jonathon Modica	2003-06
8.	238	Mason Jones	2019-20
9.	223	Brandon Dean	1999-02
10.	221	Jannero Pargo	2001-02

3-POINT FGS ATTEMPTS LEADERS

Season	Player	3PTM	3PTA	Pct.
2021-22	JD Notae	74	249	.297
2020-21	JD Notae	56	167	.335
2019-20	Isaiah Joe	94	275	.342
2018-19	Isaiah Joe	113	273	.414
2017-18	Daryl Macon	85	202	.421
2016-17	Dusty Hannahs	74	191	.387
2015-16	Anthlon Bell	89	202	.441
2014-15	Anthlon Bell	65	185	.351
2013-14	Anthlon Bell	50	151	.331
2012-13	BJ Young	25	110	.227
2011-12	Mardracus Wade	70	147	.476
2010-11	Rotnei Clarke	91	208	.438
2009-10	Rotnei Clarke	100	234	.427
2008-09	Rotnei Clarke	83	211	.393
2007-08	Patrick Beverley	65	172	.378
2006-07	Patrick Beverley	73	189	.386
2005-06	Jonathon Modica	55	157	.350
2004-05	Eric Ferguson	44	119	.370
2003-04	Jonathon Modica	37	114	.325
2002-03	Eric Ferguson	46	150	.307
2001-02	Jannero Pargo	95	220	.432
2000-01	Jannero Pargo	73	175	.417

Season	Player	3PTM	3PTA	Pct.
1999-00	Chris Walker	44	119	.370
1998-99	Pat Bradley	93	245	.380
1997-98	Pat Bradley	93	242	.384
1996-97	Pat Bradley	98	230	.426
1995-96	Pat Bradley	82	198	.414
1994-95	Scotty Thurman	102	239	.427
1993-94	Scotty Thurman	85	198	.429
1992-93	Scotty Thurman	80	181	.442
1991-92	Lee Mayberry	63	162	.389
1990-91	Todd Day	67	189	.354
1989-90	Todd Day	71	176	.403
1988-89	Keith Wilson	33	116	.284
1987-88	Tim Scott	41	116	.353
1986-87	Tim Scott	53	162	.327



GAME

1.	15	Dontell Jefferson vs. Portland State	11/18/05
	15	Kareem Reid vs. Jackson State	11/22/96
3.	14	Kareem Reid vs. North Texas	12/30/98
	14	Kareem Reid vs. Troy	12/10/96
	14	Kareem Reid at LSU	03/02/96
6.	13	Lee Mayberry vs. Texas A&M	01/23/91
7.	12	Jalen Harris at Colorado State	12/05/18
	12	Jabril Durham vs. Mississippi State	01/09/16
	12	Kareem Reid vs. Florida	01/03/96
	12	Corey Beck vs. Oklahoma	12/28/94
	12	Oliver Miller at LSU	01/11/92
	12	Keith Wilson vs. Loyola-Marymount	03/16/89

SEASON

1.	219	Kareem Reid	1996
2.	209	Lee Mayberry	1991
3.	207	Corey Beck	1995
4.	204	Jabril Durham	2016
5.	202	Lee Mayberry	1992
6.	191	Alvin Robertson	1984
7.	189	Jalen Harris	2019
8.	183	Kareem Reid # LED SEC	1997
	183	Lee Mayberry	1990
10.	181	Kareem Reid	1999

CAREER

1.	749	Kareem Reid	1996-99
2.	729	Lee Mayberry	1989-92
3.	483	Corey Beck	1993-95
4.	379	Eric Ferguson	2003-06
5.	370	Rashad Madden	2012-15
6.	351	Ron Huery	1987-88, 90-91
7.	341	Alvin Robertson	1982-84
8.	319	Todd Day	1989-92
9.	303	Gary Ervin	2007-08
	303	Keith Wilson	1987-89

SEC GAME


1.	14	Kareem Reid at LSU	03/02/96
2.	12	Jabril Durham vs. Mississippi State	01/09/16
	12	Kareem Reid vs. Florida	01/03/96
	12	Oliver Miller at LSU	01/11/92
5.	11	Jabril Durham vs. S. Carolina	03/05/16
	11	Courtney Fortson vs. Florida	01/21/10
	11	Gary Ervin vs. Alabama	01/06/07
8.	10	Nine times	(Last: Jalen Tate vs Georgia, 01/09/21)

SEC SEASON

1.	107	Kareem Reid	1996
2.	103	Jabril Durham	2016
3.	95	Courtney Fortson	2010
4.	93	Lee Mayberry	1992
5.	89	Jalen Harris	2019
6.	88	Gary Ervin	2007
7.	87	Corey Beck	1994
8.	84	Corey Beck	1995
8.	80	Rashad Madden	2015
10.	77	Courtney Fortson	2009

SEC CAREER

1.	326	Kareem Reid	1996-99
2.	231	Corey Beck	1993-95
3.	207	Eric Ferguson	2003-06
4.	194	Rashad Madden	2012-15
5.	172	Courtney Fortson	2009-10
6.	154	Ronnie Brewer	2004-06
7.	150	Gary Ervin	2007-08
8.	118	Jabril Durham	2015-16
9.	115	Scotty Thurman	1993-95
10.	112	TJ Cleveland	1999-02



Kareem Reid is the only player in program history to lead Arkansas in assists four straight years, while his 749 assists rank second in SEC history.

ASSIST LEADERS

Season	Player	Games	Assists	Avg.
2021-22	JD Notae	36	134	3.72
2020-21	Jalen Tate	32	123	3.84
2019-20	Mason Jones	31	106	3.42
2018-19	Jalen Harris	34	189	5.56
2017-18	Daryl Mason	35	138	3.94
2016-17	Daryl Macon	36	80	2.22
2015-16	Jabril Durham	32	204	6.37
2014-15	Rashad Madden	36	164	4.55
2013-14	Rashad Madden	33	91	2.75
2012-13	BJ Young	31	105	3.39
2011-12	Julysses Nobles	32	99	3.09
2010-11	Julysses Nobles	31	92	2.97
2009-10	Courtney Fortson	18	103	5.72
2008-09	Courtney Fortson	29	172	5.93
2007-08	Gary Ervin	35	134	3.83
2006-07	Gary Ervin	35	169	4.83
2005-06	Dontell Jefferson	32	142	4.44
2004-05	Eric Ferguson	30	128	4.27
2003-04	Ronnie Brewer	28	94	3.36
2002-03	Eric Ferguson	28	91	3.25
2001-02	Jannero Pargo	29	96	3.31
2000-01	TJ Cleveland	31	83	2.68
1999-00	TJ Cleveland	26	76	2.92
1998-99	Kareem Reid	34	181	5.32

Season	Player	Games	Assists	Avg.
1997-98	Kareem Reid	32	166	5.18
1996-97	Kareem Reid #	32	183	5.72
1995-96	Kareem Reid	33	219	6.64
1994-95	Corey Beck	39	207	5.31
1993-94	Corey Beck	34	169	4.97
1992-93	Corey Beck	30	107	3.57
1991-92	Lee Mayberry	34	202	5.94
1990-91	Lee Mayberry	38	209	5.50
1989-90	Lee Mayberry	35	183	5.23
1988-89	Keith Wilson	32	138	4.31
1987-88	Keith Wilson	28	80	2.86
1986-87	Ron Huery	33	89	2.70
1985-86	Scott Rose	24	60	2.50
1984-85	William Mills	32	143	4.47
1983-84	Alvin Robertson	32	191	5.97
1982-83	Alvin Robertson	28	101	3.61
1981-82	Darrell Walker	29	101	3.48
1980-81	Darrell Walker	31	103	3.32
1979-80	Alan Zahn	29	74	2.55
1978-79	Sidney Moncrief	30	80	2.67
1977-78	Jim Counce	36	119	3.31

Led the SEC



As a junior in 1990-91, **Oliver Miller** set a program single-season record with 112 blocks and also passed out over 100 assists.

GAME

1.	10	Steven Hill vs. Texas State	12/06/05
	10	Oliver Miller at Texas	02/04/90
3.	9	Oliver Miller vs. Louisiana Tech	12/05/90
	9	Oliver Miller vs. S. Alabama	12/11/90
5.	8	Moses Kingsley vs. Tennessee Tech	12/12/15
	8	Delvon Johnson vs. Seton Hall	12/08/10
	8	Steven Hill vs. UT Pan American	12/30/05
	8	Andrew Lang vs. Texas Tech	02/07/87
	8	Andrew Lang vs. Rice	01/14/87
10.	7	15 times by nine players (Last: Reggie Chaney at Providence, 03/19/19)	

SEASON

1.	112	Oliver Miller # LED SWC	1991
2.	99	Steven Hill	2007
3.	93	Moses Kingsley # LED SEC	2017
4.	91	Delvon Johnson	2011
	91	Steven Hill	2006
6.	88	Oliver Miller	1992
7.	85	Oliver Miller	1990
	85	Andrew Lang	1987
9.	80	Nick Davis	1998
10.	79	Andrew Lang	1988

CAREER

1.	345	Oliver Miller	1989-92
2.	318	Steven Hill	2005-08
3.	256	Moses Kingsley	2014-17
4.	252	Andrew Lang	1985-88
5.	194	Darian Townes	2005-08
6.	141	Daniel Gafford	2018-19
7.	130	Nick Davis	1996-98
8.	111	Hunter Mickelson	2011-13
	111	Larry Satchell	2000-03
10.	107	Delvon Johnson	2010-11
	107	Mike Washington	2007-10

SEC GAME

1.	7	Daniel Gafford vs. Auburn	02/27/18
	7	Daniel Gafford vs. Vanderbilt	02/10/18
	7	Hunter Mickelson vs. LSU	01/14/12
	7	Delvon Johnson vs. Georgia	02/02/11
	7	Steven Hill at Alabama	01/18/06
	7	Nick Davis vs. Mississippi State	01/31/98
7.	6	Bobby Portis at LSU	02/01/14
	6	Steven Hill vs. LSU	01/11/06
	6	Nick Davis vs. Tennessee	02/14/98

SEC SEASON

1.	50	Steven Hill	2007
2.	46	Steven Hill	2006
3.	44	Daniel Gafford	2018
	44	Nick Davis	1998
5.	41	Moses Kingsley	2017
	41	Steven Hill	2008
7.	40	Moses Kingsley	2016
	40	Oliver Miller	1992
9.	35	Bobby Portis	2014
	35	Delvon Johnson	2011

SEC CAREER

1.	153	Steven Hill	2005-08
2.	123	Moses Kingsley	2014-17
3.	77	Daniel Gafford	2018-19
4.	75	Darian Townes	2005-08
5.	74	Larry Satchell	2000-03
6.	69	Bobby Portis	2014-15
7.	65	Nick Davis	1996-98
8.	54	Hunter Mickelson	2012-13
9.	53	Mike Washington	2007-10
10.	52	Marshawn Powell	2010-13

BLOCKED SHOTS LEADERS

Season	Player	Games	Blocks	Avg.
2021-22	Jaylin Williams	37	41	1.11
2020-21	Connor Vanover	29	51	1.76
2019-20	Adrio Bailey	32	45	1.41
2018-19	Daniel Gafford	32	65	2.03
2017-18	Daniel Gafford	35	76	2.17
2016-17	Moses Kingsley #	36	93	2.58
2015-16	Moses Kingsley	32	76	2.37
2014-15	Bobby Portis	36	50	1.39
2013-14	Bobby Portis	34	54	1.58
2012-13	Hunter Mickelson	32	39	1.22
2011-12	Hunter Mickelson	32	72	2.25
2010-11	Delvon Johnson	31	91	2.94
2009-10	Marshawn Powell	32	42	1.31
2008-09	Mike Washington	30	39	1.30
2007-08	Steven Hill	35	74	2.11
2006-07	Steven Hill	35	99	2.83
2005-06	Steven Hill	32	91	2.84
2004-05	Steven Hill	30	54	1.80
2003-04	Rashard Sullivan	26	28	1.08
2002-03	Larry Satchell	24	29	1.21
2001-02	Larry Satchell	26	20	0.78
2000-01	Larry Satchell	31	45	1.50
1999-00	Alonzo Lane	34	34	1.00
1998-99	Chris Jefferies	34	46	1.35
1997-98	Nick Davis	33	80	2.42

Season	Player	Games	Blocks	Avg.
1996-97	Nick Davis	27	31	1.15
1995-96	Lee Wilson	33	32	0.97
1994-95	Corliss Williamson	39	33	0.85
1993-94	Corliss Williamson	34	39	1.15
1992-93	Corliss Williamson	18	22	1.22
1991-92	Oliver Miller	34	88	2.59
1990-91	Oliver Miller #	38	112	2.95
1989-90	Oliver Miller	35	85	2.43
1988-89	Oliver Miller #	30	60	2.00
1987-88	Andrew Lang	30	79	2.63
1986-87	Andrew Lang	32	85	2.66
1985-86	Andrew Lang	26	65	2.50
1984-85	Andrew Lang	33	23	0.70
1983-84	Joe Kleine	32	21	0.66
1982-83	Darrell Walker	30	11	0.37
1981-82	Scott Hastings	29	23	0.79
1980-81	Darrell Walker	31	28	0.90
1979-80	Scott Hastings	29	17	0.59
1978-79	U.S. Reed	30	19	0.63
	Steve Schall	30	19	0.63
1977-78	Steve Schall	36	47	1.31

Led the SEC/SWC

GAME

1.	9	Robert Shepherd at Arizona	12/06/92
2.	8	JD Notae vs. New Mexico State	03/19/22
	8	Clint McDaniel vs. Florida A&M	12/21/94
	8	Darrell Hawkins vs. Holy Cross	03/18/93
	8	Keith Wilson vs. Rice	1989
	8	Alvin Robertson vs. Virginia	03/18/84
	8	Alvin Robertson vs. Purdue	03/19/83
	8	Todd Day at Texas A&M	02/23/91
9.	7	JD Notae vs. Mercer	11/09/21
	7	Todd Day vs. Vanderbilt	02/12/92
	7	TJ Cleveland vs. LSU	03/11/00
	7	Ronnie Brewer vs. UL Monroe	12/31/04

SEASON

1.	102	Clint McDaniel % # LED SEC	1995
2.	100	Lee Mayberry	1991
3.	97	Keith Wilson	1989
4.	92	Alvin Robertson	1984
5.	88	Alvin Robertson	1983
6.	87	Robert Shepherd # LED SEC	1993
7.	85	Todd Day	1991
8.	84	Darrell Walker	1983
9.	83	Ronnie Brewer # LED SEC	2006
10.	82	Todd Day	1990

CAREER

1.	291	Lee Mayberry	1989-92
2.	271	Todd Day	1989-92
3.	251	Kareem Reid	1996-99
4.	230	Darrell Walker	1981-83
5.	226	TJ Cleveland	1999-02
	226	Clint McDaniel	1992-95
7.	217	Alvin Robertson	1982-84
8.	216	Ronnie Brewer	2004-06
9.	207	Ron Huery	1987-88, 90-91
10.	188	Keith Wilson	1987-89

% SEC Record | # Led the SEC

STEAL LEADERS

Season	Player	Games	Steals	Avg.
2021-22	JD Notae	36	81	2.25
2020-21	JD Notae	32	46	1.44
2019-20	Mason Jones	31	50	1.61
2018-19	Isaiah Joe	34	51	1.50
2017-18	Daryl Macon	35	36	1.03
2016-17	Manuale Watkins	36	45	1.25
2015-16	Jabril Durham	32	52	1.62
2014-15	Bobby Portis	36	39	1.08
2013-14	Coty Clarke	34	51	1.50
2012-13	Mardracus Wade	32	54	1.69
2011-12	Mardracus Wade	32	49	1.53
	Julysses Nobles	32	49	1.53
2010-11	Julysses Nobles	31	35	1.13
2009-10	Rotnei Clarke	31	36	1.13
2008-09	Courtney Fortson	29	33	1.14
2007-08	Sonny Weems	34	45	1.32
2006-07	Patrick Beverley	35	61	1.74
2005-06	Ronnie Brewer % #	32	83	2.59
2004-05	Ronnie Brewer	30	76	2.53
2003-04	Ronnie Brewer	28	57	2.04
2002-03	Eric Ferguson	28	52	1.86
2001-02	TJ Cleveland	29	56	1.93
2000-01	TJ Cleveland	31	61	1.97
1999-00	TJ Cleveland	26	70	2.70
1998-99	Kareem Reid	34	57	1.68
1997-98	Kareem Reid	32	61	1.91
1996-97	Kareem Reid	32	68	2.13

SEC GAME

1.	7	TJ Cleveland vs LSU	03/11/00
	7	Todd Day vs. Vanderbilt	02/12/92
3.	6	Isaiah Joe vs. Alabama	03/09/19
	6	Jabril Durham vs. Miss. St.	01/09/16
	6	Marshawn Powell vs. Vanderbilt	01/12/13
	6	Ronnie Brewer vs. Florida	02/28/04
	6	Clint McDaniel vs. Ole Miss	02/18/95
	6	Clint McDaniel vs. Ole Miss	1994
	6	Todd Day vs. LSU	1992
	6	Lee Mayberry vs. Vanderbilt	02/12/92

SEC SEASON

1.	45	Robert Shepherd	1993
2.	43	Todd Day	1992
3.	38	Ronnie Brewer	2004
4.	36	Ronnie Brewer	2005
	36	Lee Mayberry	1992
	36	Clint McDaniel	1995
7.	35	Corey Beck	1994
8.	33	Kareem Reid	1997
9.	32	JD Notae	2022
	32	Mardracus Wade	2013

SEC CAREER

1.	121	Kareem Reid	1996-99
2.	103	Ronnie Brewer	2004-06
3.	91	TJ Cleveland	1999-02
4.	90	Brandon Dean	1999-02
5.	87	Eric Ferguson	2003-06
	87	Clint McDaniel	1992-95
7.	81	Mardracus Wade	2011-14
8.	75	Corey Beck	1993-95
9.	72	Pat Bradley	1996-99
10.	71	Robert Shepherd	1992-93



One of two players in program history with 50 or more steals four straight years, **Lee Mayberry** was the first Razorback with 100 in a season in 1990-91.


% SEC Record

Led the SEC

+ 102 total steals was SEC Record (has since been broken)



Category	Freshman	Sophomore	Junior	Senior
Scoring Average	George Kok 18.7, 1945	Corliss Williamson 20.4, 1994	Martin Terry 24.3, 1972	Martin Terry 28.3, 1973
Points	Scotty Thurman 540, 1993	Corliss Williamson 695, 1994	Todd Day 786, 1991	Joe Kleine 773, 1985
FG Percentage (min 100 att.)	Sidney Moncrief .665, 1976	Daniel Gafford .660, 2019	Oliver Miller .704, 1991	Steven Hill .678, 2008
FG Made	Scotty Thurman 204, 1993	Corliss Williamson 273, 1994	Corliss Williamson 283, 1995	Joe Kleine 294, 1985
FG Attempted	Scotty Thurman 439, 1993	Todd Day 483, 1990	Todd Day 586, 1991	Martin Terry 508, 1793
FT Percentage (min 50 att.)	Philip McKeller .864, 1997	Pat Bradley .913, 1997	Tommy Boyer .933, 1962	Rickey Medlock .939, 1975
FT Made	Moses Moody 151, 2021	Corliss Williamson 149, 1994	Mason Jones 233, 2020	Sidney Moncrief 212, 1979
FT Attempted	Moses Moody 186, 2021	Corliss Williamson 213, 1994	Corliss Williamson 304, 1995	Joe Kleine 257, 1985
Rebounding Average	Sidney Moncrief 7.6, 1976	Dean Tolson 9.9, 1972	Dean Tolson 12.4, 1973	Dean Tolson 13.2, 1974
Rebounds	Bobby Portis 230, 2014	Jaylin Williams 364, 2022	Dean Tolson 310, 1973	Derek Hood 349, 1999
3pt Percentage (min 70 att.)	Isaiah Joe .414, 2019	Lee Mayberry .504, 1990	Chris Walker .458, 1999	Arlyn Bowers .477, 1991
3pt Made	Isaiah Joe 113, 2019	Rotnei Clarke 100, 2010	Scotty Thurman 102, 1995	Jannero Pargo 95, 2002
3pt Attempted	Isaiah Joe 273, 2019	Isaiah Joe 275, 2020	Pat Bradley 242, 1998	JD Notae 2495, 2022
Assists	Kareem Reid 219, 1996	Jalen Harris 189, 2019	Lee Mayberry 209, 1991	Corey Beck 207, 1995
Blocked Shots	Daniel Gafford 76, 2018	Steven Hill 91, 2006	Oliver Miller 112, 1991	Moses Kingsley 93, 2017
Steals	Kareem Reid 65, 1996	Todd Day 82, 1990	Lee Mayberry 100, 1991	Clint McDaniel 102, 1995



Scotty Thurman owns three freshman class records including field goals made in 1993.



Corliss Williamson's dominant sophomore season gave him five Arkansas class records.



Joe Kleine scored 773 points as a senior and also holds senior records for free throws attempted and field goals made.



POINTS

Game:	166 vs. U.S. International	12/09/89
Season:	3,783 *	1991
SEC Game:	117 vs. Auburn	01/15/94
SEC Season:	1,468	1992

SCORING AVERAGE

Season:	99.6	1991
SEC Season:	91.8	1992

FIELD GOALS

Game:	68 vs. U.S. International	12/09/89
Season:	1,414	1991
SEC Game:	43 vs. Auburn	01/15/94
SEC Season:	529	1992

FIELD GOALS ATTEMPTED

Game:	101 vs. U.S. International	12/09/89
Season:	2,820	1991
SEC Game:	66 vs. Mississippi State	02/20/93
SEC Season:	1,089	2015

FIELD-GOAL PERCENTAGE

Game:	.794 vs. Texas Tech (27-34)	02/20/79
Season:	.546 (1,060-1,943) *	1978
SEC Game:	.627 at Missouri (37-59)	01/12/16
SEC Season:	.497 (521-1,049)	1993

THREE-POINT FIELD GOALS

Game:	21 vs. Troy	12/10/96
Season:	361 *	1995
SEC Game:	17 vs. Auburn	01/15/95
	17 vs. Auburn	02/21/98
SEC Season:	143	1995

THREE-POINT FGS ATTEMPTED

Game:	54 vs. North Texas	12/30/98
Season:	917	1995
SEC Game:	38 vs. Ole Miss	03/04/09
SEC Season:	399	2019

THREE-POINT FG PERCENTAGE

Game:	.692 vs. Evansville (9-13)	12/08/15
Season:	.397 (216-544)	2016
SEC Game:	.667 vs. LSU (10-15)	01/26/08
	.667 vs. Mississippi State (16-24)	01/09/16
SEC Season:	.400 (110-275)	1992

FREE THROWS MADE

Game:	48 vs. Ole Miss	01/17/04
Season:	713	1991
SEC Game:	48 vs. Ole Miss	01/17/04
SEC Season:	300	1992

FREE THROWS ATTEMPTED

Game:	65 vs. TCU	03/01/55
Season:	975	1991
SEC Game:	53 vs. Ole Miss	01/17/04
SEC Season:	400	1992

FREE THROW PERCENTAGE

Game: (Min. 10 att.)	1.000 vs. Kentucky (16-16)	02/27/14
	1.000 vs. Texas Tech (12-12),	01/08/66
	1.000 at Centenary (12-12)	01/11/75
	1.000 vs. Duke (11-11)	03/26/22
Season:	.776 (502-646)	1962
SEC Game:	.941 vs. LSU (16-17)	02/12/05
SEC Season:	.750 (300 of 400)	1992

REBOUNDS

Game:	77 vs. Jackson State	11/22/02
Season:	1,540	1991
SEC Game:	61 vs. Ole Miss	01/18/92
SEC Season:	616	1994

REBOUND AVERAGE

Season:	52.0	1974
SEC Season:	38.5	1994

STEALS

Game:	26 vs. La.-Monroe	11/25/00
Season:	467 *	1991
SEC Game:	21 vs. Mississippi State	01/15/92
SEC Season:	185	1992

ASSISTS

Game:	47 vs. U.S. International	12/09/89
Season:	819	1991
SEC Game:	32 vs. Mississippi State	02/20/93
SEC Season:	299	1993

BLOCKED SHOTS

Game:	18 vs. Missouri	12/05/95
Season:	229	1991
SEC Game:	13 vs. South Carolina	02/19/14
SEC Season:	99	2015

PERSONAL FOULS

Game:	38 vs. Missouri	12/03/60
Season:	789	1995
SEC Game:	33 vs. Ole Miss	01/09/99
SEC Season:	386	2020

TURNOVERS

Game:	32 vs. Providence	11/16/07
	32 vs. Grambling	11/28/86
Season:	633	1995
SEC Game:	28 vs. Auburn	02/05/00
SEC Season:	258	2003

GAMES IN A SEASON

1.	39 *	32-7	1994-95
2.	38	34-4	1990-91
3.	37	28-9	2021-22
4.	36	26-10	2016-17
	36	27-9	2014-15
6.	35	23-12	2017-18
	35	23-12	2007-08
	35	21-14	2006-07
	35	30-5	1989-90
	35	22-13	1984-85

WINS IN A SEASON

1.	34 *	(4 losses)	1990-91
2.	32	(7 losses)	1994-95
	32	(4 losses)	1977-78
4.	31	(3 losses)	1993-94
5.	30	(5 losses)	1989-90
6.	28	(9 losses)	2021-22
7.	27	(9 losses)	2014-15
8.	26	(10 losses)	2016-17
	26	(8 losses)	1991-92
	26	(4 losses)	1982-83
	26	(2 losses)	1976-77
12.	25	(7 losses)	2020-21
	25	(7 losses)	1988-89
	25	(7 losses)	1983-84
	25	(5 losses)	1978-79

WINS IN AN SEC SEASON

1.	14	(2 losses)	1994
2.	13	(5 losses)	2022
	13	(4 losses)	2021
	13	(5 losses)	2015
	13	(3 losses)	1992
6.	12	(6 losses)	2017
	12	(4 losses)	1995
8.	11	(5 losses)	1998
9.	10	(8 losses)	2018
	10	(8 losses)	2014
	10	(8 losses)	2013
	10	(6 losses)	2006
	10	(6 losses)	2001
	10	(6 losses)	1993

* Led the NCAA



POINTS

Game	Points	Opponent	Date
1.	166	vs. U.S. International (101)	12/09/89
2.	142	vs. Mississippi Valley State (62)	11/25/20
3.	137	vs. Troy (70)	12/10/96
4.	131	vs. Montevallo (63)	02/05/94
	131	vs. Baylor (109)	02/29/72
6.	130	vs. Alcorn State (68)	11/13/09
7.	129	vs. Texas Southern (63)	12/28/93
8.	128	vs. Bethune-Cookman (46)	12/04/91
9.	127	vs. Jackson State (74)	11/22/96
10.	126	vs. Jackson State (66)	12/29/90

Season

1.	3,783 *	(38 games)	1990-91
2.	3,416 * #	(39 games) SEC RECORD	1994-95
3.	3,345	(35 games)	1989-90
4.	3,176	(34 games)	1993-94
5.	3,053	(34 games)	1991-92
6.	2,870	(32 games)	1988-89
7.	2,855	(36 games)	2016-17
8.	2,819	(35 games)	2017-18
9.	2,810	(37 games)	2021-22
10.	2,787	(36 games)	2014-15

SEC Game

1.	117	at Auburn (105)	01/15/94
2.	115	vs. Mississippi State (58)	02/20/93
3.	114	at Ole Miss (93)	01/18/92
4.	110	vs. Ole Miss (80)	03/05/14
	110	vs. Auburn (92)	01/04/92
6.	108	at LSU (105)	03/02/94
7.	107	vs. Auburn (83)	02/21/98
8.	106	vs. LSU (92)	03/03/92
9.	105	vs. LSU (81)	01/31/95
	105	at Kentucky (88)	01/25/92

SEC Season

1.	1,468	(16 games)	1992
2.	1,425	(18 games)	2017
3.	1,408	(16 games)	1993
4.	1,396	(18 games)	2018
5.	1,390	(16 games)	1994
6.	1,369	(17 games)	2021
7.	1,366	(18 games)	2014
8.	1,365	(18 games)	2020
9.	1,362	(16 games)	1995
10.	1,352	(18 games)	2015

SCORING AVERAGE

Season	Points	Games	Year
1.	99.6	(3,783 points - 38 games)	1990-91
2.	95.6	(3,345 points - 35 games)	1989-90
3.	93.4 #	(3,176 points - 34 games)	1993-94
4.	89.8 #	(3,053 points - 34 games)	1991-92
5.	89.7	(2,870 points - 32 games)	1988-89
6.	88.5	(2,301 points - 26 games)	1971-72
7.	87.6 #	(3,416 points - 31 games)	1994-95
8.	86.9	(2,695 points - 31 games)	1992-93
9.	86.3	(2,245 points - 26 games)	1970-71
10.	85.1	(2,212 points - 26 games)	1973-74

SEC Season

1.	91.8	(1,468 points - 16 games)	1992
2.	88.0	(1,408 points - 16 games)	1993
3.	86.9	(1,390 points - 16 games)	1994
4.	85.1	(1,362 points - 16 games)	1995
5.	80.8	(1,293 points - 16 games)	1998
6.	80.5	(1,369 points - 17 games)	2021
7.	79.2	(1,425 points - 18 games)	2017
8.	77.6	(1,396 points - 18 games)	2018
9.	75.9	(1,366 points - 18 games)	2014
10.	75.8	(1,365 points - 18 games)	2020

FIELD GOALS MADE

Game	Goals	Opponent	Date
1.	68	vs. U.S. International	12/09/89
2.	57	vs. Troy	12/10/96
3.	51	vs. Baylor	02/29/72
4.	50	vs. Montevallo	02/05/94
	50	vs. Quincy College	01/02/92
6.	48	vs. Mississippi Valley State	11/25/20
	48	vs. Montevallo	02/25/95
	48	vs. Delaware State	12/11/94
	48	vs. Bethune-Cookman	12/04/91
	48	vs. TCU	01/17/76
	48	vs. Jackson State	12/21/92

Season

1.	1,414	(2,820 attempts)	1990-91
2.	1,229	(2,440 attempts)	1989-90
3.	1,223	(2,634 attempts)	1994-95
4.	1,154	(2,363 attempts)	1993-94
5.	1,128	(2,275 attempts)	1991-92
6.	1,071	(2,172 attempts)	1988-89
7.	1,060	(1,943 attempts)	1977-78
8.	1,005	(2,119 attempts)	2017-18
9.	997	(2,166 attempts)	2016-17
10.	995	(2,039 attempts)	1992-93

SEC Game

1.	43	at Auburn (83 attempts)	01/15/94
2.	41	vs. Mississippi St. (66 attempts)	02/20/93
	41	at LSU (84 attempts)	03/02/94
4.	40	vs. Auburn (73 attempts)	02/21/98
5.	38	at Vanderbilt (76 attempts)	01/20/93
	38	vs. Ole Miss (81 attempts)	03/07/92
	38	at Ole Miss (83 attempts)	01/18/92
8.	37	at South Carolina (67 attempts)	03/02/21
	37	at Missouri (59 attempts)	01/12/16
	37	vs. Ole Miss (77 attempts)	03/05/14
	37	vs. Georgia (76 attempts)	03/01/09
	37	vs. LSU (64 attempts)	03/03/92
	37	vs. Vanderbilt (68 attempts)	02/01/93
	37	vs. Vanderbilt (73 attempts)	02/12/92
	37	vs. Mississippi State (77 attempts)	01/21/97
	37	at Florida (77 attempts)	02/28/95
	37	vs. Florida (82 attempts)	01/14/98

SEC Season

1.	529	(1,075 attempts)	1992
2.	521	(1,049 attempts)	1993
3.	503	(1,071 attempts)	2018
4.	502	(1,058 attempts)	1994
5.	494	(1,058 attempts)	2017
6.	482	(1,076 attempts)	2021
7.	476	(1,089 attempts)	2015
8.	472	(1,065 attempts)	1998
9.	469	(1,048 attempts)	1995
10.	460	(1,089 attempts)	2022

FIELD GOALS ATTEMPTED

Game	Goals	Opponent	Date
1.	101	vs. U.S. International	12/09/89
2.	99	vs. Troy	12/10/96
3.	97	vs. Western Kentucky	12/03/73
4.	95	vs. Texas	1957
5.	94	vs. Jackson State	12/29/90
	94	vs. TCU	1964
	94	vs. Jackson State	12/21/92

Season

1.	2,820	(1,414 made)	1990-91
2.	2,634	(1,223 made)	1994-95
3.	2,440	(1,229 made)	1989-90
4.	2,363	(1,154 made)	1993-94
5.	2,275	(1,128 made)	1991-92
6.	2,241	(972 made)	2021-22
7.	2,208	(984 made)	1997-98
8.	2,206	(980 made)	1998-99
9.	2,196	(978 made)	2014-15
10.	2,172	(1,071 made)	1988-89

SEC Game

1.	88	vs. Tennessee (35 made)	02/16/93
2.	84	at LSU (41 made)	03/02/94
3.	83	at Auburn (43 made)	01/15/94
	83	at Ole Miss (38 made)	01/18/92
5.	82	vs. Florida (37 made)	01/14/98
6.	81	vs. Ole Miss (38 made)	03/07/92
7.	80	at Auburn (31 made)	01/06/96
8.	78	vs. Alabama (36 made)	02/16/94
9.	77	vs. Ole Miss (37 made)	03/05/14
	77	vs. Mississippi State (37 made)	01/21/97
	77	at Florida (37 made)	02/28/95
	77	vs. LSU (35 made)	01/27/99
	77	at Mississippi State (26 made)	01/19/94

SEC Season

1.	1,102	(450 made)	2014
2.	1,089	(160 made)	2022
	1,089	(476 made)	2015
4.	1,076	(482 made)	2021
5.	1,075	(529 made)	1992
6.	1,071	(503 made)	2018
7.	1,065	(472 made)	1998
8.	1,058	(494 made)	2017
9.	1,058	(502 made)	1994
10.	1,057	(433 made)	2013

FIELD-GOAL PERCENTAGE

Game	Percentage	Opponent	Date
1.	.794	vs. Texas Tech (27 of 34)	1979
2.	.744	vs. Baylor (29 of 39)	1979
3.	.727	vs. Alabama State (32 of 44)	12/21/83
4.	.707	vs. Rice (29 of 41)	1978
5.	.683	vs. SMU (28 of 41)	1984
6.	.680	vs. Wake Forest (34 of 50)	03/12/77
7.	.679	at Rice (36 of 53)	03/05/83
8.	.676	vs. Texas (25 of 37)	1985
9.	.673	vs. U.S. International (68 of 101)	12/09/89
	.673	vs. SE Missouri State (37 of 55)	12/01/83
11.	.671	vs. Baylor (43 of 64)	03/10/90
12.	.667	vs. Texas A&M (34 of 51)	1982
	.667	vs. Nebraska (26 of 39)	1982
	.667	vs. TCU (28 of 42)	1978
	.667	vs. Missouri State (38 of 57)	1979

Season

1.	.546 *	(1,060-1,943)	1977-78
2.	.545 *	(849-1,558)	1976-77
3.	.537	(831-1,547)	1983-84
4.	.535	(849-1,587)	1978-79
5.	.534	(806-1,510)	1981-82
6.	.531	(910-1,715)	1975-76
7.	.530	(807-1,524)	1974-75
8.	.525	(833-1,586)	1982-83
9.	.522	(850-1,629)	1980-81
10.	.515	(899-1,744)	1984-85

SEC Game

1.	.627	at Missouri (37-59)	01/12/16
2.	.621	vs. Mississippi State (41-66)	02/20/93
3.	.607	vs. Auburn (34-56)	01/04/92
4.	.586	at LSU (34-58)	02/02/93
5.	.583	vs. Vanderbilt (28-48)	03/01/08
6.	.578	vs. LSU (37-64)	03/03/92
7.	.577	at Auburn (30-52)	01/10/08
8.	.574	at Vanderbilt (31-54)	01/29/11
9.	.571	vs. Alabama (32-56)	01/20/01
	.571	vs. Georgia (36-63)	01/30/93

SEC Season

1.	.497	(521-1,049)	1993
2.	.492	(529-1,075)	1992
3.	.474	(502-1,058)	1994
4.	.470	(503-1,071)	2018
5.	.467	(494-1,085)	2017
6.	.466	(404-867)	2007
7.	.455	(420-923)	2008
8.	.453	(416-918)	2006
9.	.448	(482-1,076)	2021
	.448	(469-1,048)	1995



THREE-POINT FIELD GOALS MADE

Game	21 #	vs. Troy (37 attempts)	12/10/96
1.	20	vs. Mississippi Valley State	11/25/20
2.	20	vs. Texas Southern (36 attempts)	12/28/93
4.	19	vs. North Texas (54 attempts)	12/30/98
	19	vs. Montevallo (36 attempts)	02/05/94
6.	18	vs. Delaware State (45 attempts)	12/11/94
7.	17	vs. Ole Miss (30 attempts)	03/05/14
	17	vs. Auburn (28 attempts)	02/21/98
	17	at Auburn (36 attempts)	01/14/95
10.	16	at Mississippi State (24 attempts)	01/09/16
	16	vs. Alcorn State (30 attempts)	11/13/10
	16	at Louisville (36 attempts)	12/09/97
	16	vs. Missouri (25 attempts)	12/02/93

Season	361 (917 attempts)	1994-95
2.	301 (777 attempts)	1993-94
3.	296 (808 attempts)	1998-99
4.	292 (832 attempts)	1999-00
5.	274 (736 attempts)	1996-97
6.	273 (741 attempts)	2000-01
7.	269 (679 attempts)	2017-18
8.	259 (751 attempts)	2018-19
9.	253 (698 attempts)	2013-14
10.	242 (633 attempts)	1990-91

SEC Game	17 vs. Ole Miss (30 attempts)	03/05/14
	17 vs. Auburn (28 attempts)	02/21/98
	17 at Auburn (36 attempts)	01/14/95
4.	16 at Mississippi St. (24 attempts)	01/09/16
5.	15 at South Carolina (33 attempts)	03/02/21
6.	14 vs. Ole Miss (38 attempts)	03/04/09
	14 at Vanderbilt (25 attempts)	02/11/95
	14 at LSU (34 attempts)	03/02/94
9.	13 Seven times	

SEC Season	143 (364 attempts)	1995
2.	142 (384 attempts)	2014
3.	137 (399 attempts)	2019
4.	135 (391 attempts)	2002
5.	134 (394 attempts)	2020
	134 (336 attempts)	2018
7.	133 (366 attempts)	2001
	133 (369 attempts)	2000
9.	130 (377 attempts)	1997
10.	125 (333 attempts)	2017

THREE-POINT FGS ATTEMPTS

Game	54 # vs. North Texas (19 made)	12/30/98
2.	45 vs. Delaware State (18 made)	12/11/93
3.	40 vs. Mississippi Valley State	11/25/20
	38 vs. Ole Miss (14 made)	03/04/09
	38 vs. UT Arlington (14 made)	11/22/99
	38 vs. Montevallo (14 made)	02/25/95
6.	37 vs. North Texas (10 made)	12/05/00
	37 vs. Iowa (12 made)	03/13/99
	37 vs. Troy (21 made)	12/10/96
10.	36 vs. Centenary (15 made)	11/28/00
	36 vs. LSU (13 made)	01/27/99
	36 at Louisville (16 made)	12/09/97
	36 at Auburn (17 made)	01/14/95
	36 vs. Texas Southern (20 made)	12/28/93
	36 vs. Montevallo (19 made)	02/05/94

Season	917 # (361 made)	1994-95
2.	832 (292 made)	1999-00
3.	808 (296 made)	1998-99
4.	777 (301 made)	1993-94
5.	767 (233 made)	2021-22
6.	751 (259 made)	2018-19
7.	741 (273 made)	2000-01
8.	736 (274 made)	1996-97
9.	728 (243 made)	2019-20
10.	702 (233 made)	2020-21

SEC Game	38 vs. Ole Miss (14 made)	03/04/09
2.	36 vs. LSU (13 made)	01/27/99
	36 at Auburn (17 made)	01/14/95
4.	35 at Vanderbilt (11 made)	02/08/97
5.	34 at LSU (8 made)	03/02/94
6.	33 at South Carolina (15 made)	03/02/21
7.	32 at Texas A&M (14 made)	03/07/20
	32 vs. LSU (11 made)	02/19/00
9.	31 at LSU (13 made)	01/13/21
	31 at LSU (13 made)	01/13/02
	31 vs. Alabama (13 made)	02/16/94

SEC Season	399 (137 made)	2019
2.	394 (134 made)	2020
	391 (135 made)	2002
4.	384 (142 made)	2014
5.	383 (108 made)	2013
6.	377 (130 made)	1997
7.	376 (120 made)	2022
8.	369 (133 made)	2000
9.	366 (133 made)	2001
10.	364 (124 made)	2021
	364 (143 made)	1995

THREE-POINT FG PERCENTAGE

Game (Minimum 8 Attempts)	.692 vs. Evansville (9-13)	12/08/15
2.	.667 vs. Mississippi State (16-24)	01/09/16
	.667 at LSU (10-15)	01/26/08
	.667 vs. Prairie View A&M (8-12)	12/18/04
	.667 vs. Western Carolina (14-21)	12/07/98
6.	.650 vs. Hartford (13-20)	12/23/04
7.	.647 vs. Winthrop (11-17)	11/19/04
8.	.640 vs. Missouri (16-25)	12/02/93
9.	.625 at Vanderbilt (10-16)	02/08/14
	.625 vs. Michigan State (5-8)	11/28/95
	.625 vs. Bethune-Cookman (10-16)	02/04/91
	.625 vs. Auburn (10-16)	01/04/92
	.625 at Florida State (10-16)	01/21/91

Season (Minimum 320 Attempts)	.397 # (216-544)	2015-16
2.	.396 # (269-679)	2017-18
3.	.395 (210-532)	1992-93
4.	.394 # (361-917)	1994-95
	.394 (197-500)	1989-90
6.	.387 (301-777)	1993-94
7.	.382 (242-633)	1990-91
8.	.374 (193-516)	1991-92
9.	.372 (182-489)	2004-05
	.372 (274-736)	1996-97

SEC Game (Minimum 8 Attempts)	.667 at LSU (10-15)	01/26/08
	.667 vs. Mississippi State (16-24)	01/09/16
3.	.625 at Vanderbilt (10-16)	02/08/14
	.625 vs. Auburn (10-16)	01/04/92
5.	.607 vs. Auburn (17-28)	02/21/98
6.	.600 vs. South Carolina (12-20)	02/18/98
7.	.588 at Mississippi State (10-17)	02/12/00
8.	.583 at LSU (7-12)	02/12/11
9.	.571 Georgia (12-21)	01/09/21
	.571 at Auburn (8-14)	03/06/93

SEC Season (Minimum 250 Attempts)	.400 (110-275)	1992
2.	.399 (134-336)	2018
3.	.393 (143-364)	1995
4.	.387 (108-279)	1993
5.	.381 (115-302)	1998
6.	.375 (125-333)	2017
7.	.370 (142-384)	2014
	.370 (107-289)	2012
9.	.369 (113-306)	2008
10.	.363 (133-366)	2001

FREE THROWS MADE

Game	48 vs. Ole Miss	01/17/04
2.	46 vs. TCU	1955
3.	41 at Kentucky	01/25/92
	41 vs. Rice	1972

Season	713 (975 attempts)	1990-91
2.	690 (942 attempts)	1989-90
3.	633 (833 attempts)	2021-22
4.	628 (825 attempts)	2016-17
5.	621 (882 attempts)	1971-72
6.	616 (892 attempts)	1986-87
7.	614 (846 attempts)	2013-14
8.	609 (902 attempts)	1994-95
9.	604 (815 attempts)	1991-92
10.	593 (819 attempts)	2014-15

SEC Game	48 vs. Ole Miss (53 attempts)	01/17/04
2.	41 at Kentucky (49 attempts)	01/25/92
3.	32 vs. Auburn (39 attempts)	01/04/92
	32 vs. Ole Miss (41 attempts)	01/05/94
	32 vs. Ole Miss (45 attempts)	02/18/95
6.	30 vs. Ole Miss (39 attempts)	01/17/15
	30 at Ole Miss (39 attempts)	01/18/92
	30 vs. Kentucky (40 attempts)	02/10/93
9.	29 at Missouri (37 attempts)	02/13/14
	29 vs. Kentucky (41 attempts)	01/14/14
	29 at Ole Miss (40 attempts)	02/15/06

SEC Season	347 (481 attempts)	2020
2.	324 (443 attempts)	2014
3.	312 (420 attempts)	2017
4.	301 (401 attempts)	2022
5.	300 (400 attempts)	1992
6.	285 (398 attempts)	2015
7.	281 (372 attempts)	2021
	281 (395 attempts)	1995
9.	269 (386 attempts)	1994
10.	260 (364 attempts)	2011

% NCAA Record || * Led the NCAA || # Led the SEC

DID YOU KNOW, in each year of the Eric Musselman era:

- Arkansas ranked among the NCAA top 10 in FT made;

2019-20	3rd (1st SEC)	587
2020-21	3rd (1st SEC)	501
2021-22	1st (1st SEC)	633
- Arkansas ranked among the NCAA top 10 in FT attempts

2019-20	8th (2nd SEC)	776
2020-21	5th (1st SEC)	677
2021-22	1st (1st SEC)	833

2019-20	Mason Jones	1st NCAA FT Made (233)
		1st NCAA FT Att (282)
2020-21	Moses Moody	5th NCAA FT Made (151)
		9th NCAA FT Att (186)





FREE THROWS ATTEMPTED

Game			
1.	65	vs. TCU	1955
2.	55	vs. Rice	1972
3.	53	vs. Ole Miss	01/17/04
	53	vs. Northeastern Illinois	11/16/97
5.	49	at Kentucky	01/25/92
	49	vs. Northeast Louisiana	12/30/90

Season

1.	975	(713 made)	1990-91
2.	942	(690 made)	1989-90
3.	902	(609 made)	1994-95
4.	892	(616 made)	1986-87
5.	882	(621 made)	1971-72
6.	868	(587 made)	1988-89
7.	846	(614 made)	2013-14
8.	834	(567 made)	1993-94
9.	833	(633 made)	2021-22
10.	825	(628 made)	2016-17

SEC Game

1.	53	vs. Ole Miss (48 made)	01/17/04
2.	49	at Kentucky (41 made)	01/25/92
3.	46	vs. Ole Miss (26 made)	02/05/98
4.	45	vs. Ole Miss (32 made)	02/18/95
5.	43	vs. Alabama (27 made)	02/24/21
6.	42	vs. Florida (26 made)	02/18/06
	42	vs. Ole Miss (28 made)	01/06/93
8.	41	vs. Alabama (29 made)	01/22/15
	41	vs. Kentucky (29 made)	01/14/14
	41	vs. Ole Miss (32 made)	01/05/94

SEC Season

1.	481	(347 made)	2020
2.	443	(324 made)	2014
3.	420	(312 made)	2017
4.	401	(301 made)	2020
5.	400	(300 made)	1992
6.	398	(285 made)	2015
7.	395	(281 made)	1995
8.	386	(269 made)	1994
9.	372	(281 made)	2021
10.	369	(258 made)	1993

FREE-THROW PERCENTAGE

Game (Minimum 10 Attempts)

1.	1.000	vs. Duke (11-11)	03/26/22
	1.000	at Kentucky (16-16)	02/27/14
	1.000	vs. Centenary (12-12)	1975
	1.000	vs. Texas Tech (12-12)	1966
5.	.952	vs. SMU (20-21)	1978
6.	.950	vs. Ole Miss (19-20)	03/05/14
7.	.944	vs. Oklahoma (17-18)	12/11/21
	.944	at LSU (17-18)	01/08/20
9.	.941	vs. LSU (16-17)	02/12/05
	.941	vs. Houston (16-17)	1978

Season (Minimum 450 Attempts)

1.	.776 *	(502-647)	1961-62
2.	.761	(628-825)	2016-17
3.	.760 #	(301-401)	2021-22
4.	.750	(411-548)	1965-66
5.	.749	(585-781)	1977-78
6.	.746	(434-582)	1962-63
7.	.741 #	(604-815)	1991-92
8.	.740	(501-677)	2020-21
9.	.737	(440-597)	1967-68
10.	.732	(690-942)	1989-90

SEC Game (Minimum 12 Attempts)

1.	1.000	at Kentucky (16-16)	02/27/14
2.	.950	vs. Ole Miss (19-20)	03/05/14
3.	.944	at LSU (17-18)	01/08/20
	.941	vs. LSU (16-17)	02/12/05
5.	.929	vs. Mississippi State	02/02/21
6.	.926	at LSU (25-27)	02/01/14
7.	.923	at South Carolina (12-13)	03/02/21
	.923	at Vanderbilt (12-13)	02/08/97
	.923	vs. Tennessee (12-13)	02/16/93
10.	.917	vs. South Carolina (22-24)	02/21/04
	.917	vs. Alabama (11-12)	01/20/99
	.917	vs. South Carolina (11-12)	01/22/94

SEC Season (Minimum 250 Attempts)

1.	.755	(281-372)	2021
2.	.751	(301-401)	2022
3.	.750	(300-400)	1992
4.	.743	(312-420)	2017
5.	.731	(324-443)	2014
6.	.721	(347-481)	2020
7.	.716	(285-398)	2015
8.	.714	(260-364)	2011
9.	.711	(281-395)	1995
10.	.702	(217-309)	2007
	.702	(212-302)	2001

REBOUNDING

Game

1.	77	vs. Jackson State	11/22/02
2.	73	vs. Rice	1960
3.	72	vs. Texas	1957
4.	71	vs. Rockhurst	1972
	71	vs. Ole Miss	1965

Season

1.	1,540	(38 games)	1990-91
2.	1,528	(39 games)	1994-95
3.	1,416	(34 games)	1993-94
4.	1,399	(37 games)	2021-22
5.	1,352	(26 games)	1973-74
6.	1,319	(34 games)	1991-92
7.	1,314	(33 games)	1995-96
8.	1,306	(33 games)	1997-98
9.	1,297	(36 games)	2016-17
10.	1,296	(35 games)	1989-90

SEC Game

1.	61	at Ole Miss	01/18/92
2.	51	vs. Alabama	01/24/98
3.	49	at Auburn	02/14/01
	49	vs. Mississippi State	01/21/97
5.	48	at LSU	03/02/94
6.	47	vs. Missouri	02/20/16
	47	vs. Alabama	01/22/15
	47	vs. Ole Miss	02/09/08
	47	vs. LSU	01/31/95
	47	vs. Alabama	02/15/95

SEC Season

1.	682	(18 games)	2022
2.	636	(17 games)	2021
3.	626	(18 games)	2014
4.	621	(18 games)	2018
	621	(18 games)	2017
6.	616	(16 games)	1994
7.	615	(16 games)	1996
8.	606	(18 games)	2015
9.	600	(16 games)	1998
10.	593	(18 games)	2013

REBOUNDING AVERAGE

Season

1.	52.0	(1,352 - 26 games)	1973-74
2.	47.5	(1,236 - 36 games)	1971-72
3.	45.9	(1,193 - 26 games)	1972-73
4.	45.5	(1,092 - 24 games)	1961-62
5.	44.0	(1,056 - 24 games)	1962-63
6.	43.9	(1,010 - 23 games)	1965-66
7.	42.0	(1,091 - 26 games)	1971-72
8.	41.6#	(1,416 - 34 games)	1993-94
9.	39.9	(1,118 - 28 games)	1975-76
10.	39.8	(1,314 - 33 games)	1995-96

SEC Season

1.	38.5	(616 - 16 games)	1994
2.	38.4	(615 - 16 games)	1996
3.	37.9	(682 - 18 games)	2022
4.	37.5	(600 - 16 games)	1998
5.	37.4	(636 - 17 games)	2021
6.	37.0	(592 - 16 games)	1995
7.	36.3	(580 - 16 games)	2008
	36.3	(580 - 16 games)	2003
9.	35.8	(572 - 16 games)	1992
10.	35.7	(571 - 16 games)	2007

STEALS

Game

1.	26	vs. Louisiana-Monroe	11/25/00
2.	24	vs. Maryland-Eastern Shore	01/02/01
3.	21	vs. Grambling	12/31/00
	21	vs. Jackson State	11/22/96
	21	vs. Mississippi State	01/15/92
6.	20	vs. Ole Miss	02/18/95
	20	vs. Montevallo	02/05/94
	20	vs. Rice	1991
	20	vs. Texas A&M	02/23/91
10.	19	Four times	

Season

1.	467 *	(38 games)	1990-91
2.	445 # *	(39 games)	1994-95
3.	388	(35 games)	1989-90
4.	379 #	(34 games)	1999-00
5.	372	(32 games)	* 11.6 AVG LED NCAA 1988-89
6.	365 #	(31 games)	2000-01
7.	358 #	(34 games)	1991-92
8.	356	(33 games)	1997-98
9.	352	(34 games)	1993-94
	352 #	(31 games)	1992-93

SEC Game

1.	21	vs. Mississippi State	01/15/92
2.	20	vs. Ole Miss	02/18/95
3.	19	vs. LSU	02/17/01
	19	vs. Vanderbilt	02/12/92
5.	18	vs. LSU	01/28/98
	18	vs. Mississippi State	02/20/93
7.	17	Four times	

SEC Season

1.	185	(16 games)	1992
2.	176	(16 games)	1995
3.	169	(16 games)	1993
4.	164	(16 games)	1998
5.	163	(18 games)	2013
6.	162	(16 games)	2001
7.	161	(16 games)	2000
8.	159	(16 games)	1999
9.	157	(18 games)	2014
10.	152	(16 games)	1997



ASSISTS

Game			
1.	47	vs. U.S. International	12/09/89
2.	40 #	vs. Troy	12/10/96
3.	35	vs. Montevallo	02/05/94
4.	32	vs. Jackson State	11/22/96
	32	vs. Texas Southern	12/28/93
	32	vs. Mississippi State	02/20/93
	32	vs. Quincy College	01/02/92
	32	vs. Bethune-Cookman	12/04/91
	32	vs. Georgia State	03/05/91
10.	31	vs. Centenary	12/06/95
	31	vs. Tulsa	03/25/94
	31	vs. Jackson State	12/21/92

Season

1.	819	(38 games)	1990-91
2.	721	(39 games)	1994-95
3.	687	(34 games) * 20.2 AVG LED NCAA	1993-94
4.	674	(34 games) * 19.8 AVG LED NCAA	1991-92
5.	667	(35 games)	1989-90
6.	582	(31 games)	1992-93
7.	579	(36 games)	2014-15
8.	570	(32 games)	1988-89
9.	563	(33 games)	1998-99
10.	543	(34 games)	2018-19

SEC Game

1.	32	vs. Mississippi State	02/20/93
2.	27	vs. Ole Miss	03/05/14
	27	vs. Mississippi State	01/23/13
	27	vs. Auburn	02/24/99
5.	26	vs. LSU	01/27/99
	26	vs. LSU	01/31/95
7.	25	vs. Alabama	01/06/07
	25	vs. Auburn	01/14/95
	25	vs. South Carolina	02/15/92
10.	24	vs. Tennessee	02/25/06
	24	vs. Kentucky	02/10/93
	24	vs. Alabama	02/22/92

SEC Season

1.	299	(16 games)	1993
2.	292	(16 games)	1994
	292	(16 games)	1992
4.	279	(18 games)	2019
5.	273	(18 games)	2015
6.	264	(16 games)	1995
7.	257	(18 games)	2014
8.	247	(18 games)	2013
9.	245	(16 games)	2007
	245	(16 games)	1998

BLOCKED SHOTS

Game			
1.	18 #	vs. Missouri	12/05/95
2.	16	vs. Texas	02/04/90
3.	15	vs. South Alabama	12/30/91
4.	14	vs. Georgia	01/29/19
	14	vs. Stephen F. Austin	11/18/06
	14	vs. Louisiana Tech	12/05/90
7.	13	vs. Tennessee Tech	12/12/15
	13	vs. Prairie View A&M	12/18/04
	13	vs. Alabama State	12/31/97

Season

1.	229	(38 games)	1990-91
2.	221	(35 games)	2006-07
3.	194	(32 games)	2005-06
4.	189	(34 games)	2013-14
5.	182	(31 games)	2010-11
	182	(35 games)	2007-08
7.	172	(34 games)	2018-19
	172	(36 games)	2016-17
	172	(35 games)	1989-90
10.	170	(34 games)	1991-92

SEC Game

1.	14	vs. Georgia	01/29/19
	12	vs. Texas A&M	02/24/15
	12	vs. Georgia	02/02/11
4.	11	vs. Alabama	02/24/21
	11	at Mississippi State	02/21/15
	11	vs. Mississippi State	01/23/13
7.	10	vs. Ole Miss	01/13/07
	10	vs. Alabama	01/06/07
	10	vs. Alabama	02/21/06
	10	vs. Ole Miss	01/25/06
	10	vs. Alabama	01/19/00
	10	vs. Georgia	02/15/97

SEC Season

1.	99	(18 games)	2015
2.	98	(16 games)	2007
3.	93	(18 games)	2014
4.	88	(16 games)	2006
5.	83	(18 games)	2013
6.	79	(16 games)	2008
7.	78	(17 games)	2021
	78	(18 games)	2018
	78	(16 games)	1998
10.	77	(18 games)	2019

PERSONAL FOULS

Game			
1.	38	vs. Missouri	12/04/61
2.	37	vs. SMU	1952
3.	36	vs. TCU	1976
4.	35	vs. South Carolina	03/11/04
	35	at Illinois	12/08/01
	35	vs. Cincinnati	12/09/95
	35	vs. Rice	1957
8.	33	vs. Ole Miss	01/09/99
	33	vs. Texas	03/10/91
10.	32	at Missouri	02/18/20
	32	at Mississippi State	02/27/02
	32	vs. Ole Miss	02/02/00
	32	vs. Vanderbilt	01/20/93
	32	vs. Florida State	01/18/89

Season

1.	789	(39 games)	1994-95
2.	775	(38 games)	1990-91
3.	740	(36 games)	2016-17
4.	728	(33 games)	1986-87
5.	708	(34 games)	1993-94
6.	707	(31 games)	1992-93
7.	706	(34 games)	2013-14
8.	705	(34 games)	1999-00
9.	701	(35 games)	2017-18
10.	694	(34 games)	2018-19

SEC Game

1.	33	vs. Ole Miss	01/09/99
2.	32	at Missouri	02/18/20
	32	at Mississippi State	02/27/02
	32	vs. Ole Miss	02/02/00
	32	at Vanderbilt	01/20/93
6.	31	at Kentucky	01/07/17
7.	30	at Auburn	02/10/15
	30	vs. Ole Miss	01/31/01
	30	vs. Alabama	01/19/00
	30	vs. LSU	01/26/00
	30	at Alabama	02/13/93

SEC Season

1.	390	(18 games)	2014
2.	386	(18 games)	2020
3.	377	(18 games)	2018
4.	378	(18 games)	2017
5.	367	(18 games)	2013
6.	364	(16 games)	1993
7.	361	(18 games)	2019
	361	(16 games)	2002
9.	350	(16 games)	1998
10.	347	(16 games)	1994

TURNOVERS

Game			
1.	32	vs. Providence	11/16/07
	32	vs. Grambling	11/28/86
3.	31	vs. Alcorn State	12/02/95
4.	29	at Missouri	12/07/96
	29	vs. Mercer	01/05/83
	29	vs. Southern Miss	1981
7.	28	vs. Auburn	02/05/00
	28	vs. Cincinnati	12/09/950
	28	vs. Southeast Missouri State	12/17/92
10.	27	Four times	

Season

1.	633	(39 games)	1994-95
2.	575	(38 games)	1990-91
3.	563	(33 games)	1986-87
4.	560	(36 games)	1977-78
5.	558	(33 games)	1995-96
6.	548	(33 games)	1997-98
7.	539	(34 games)	1993-94
8.	538	(35 games)	1984-85
9.	532	(35 games)	2006-07
10.	531	(35 games)	2007-08

SEC Game

1.	28	vs. Auburn	02/05/00
2.	27	vs. LSU	02/17/01
3.	25	at South Carolina	02/21/09
	25	vs. Alabama	01/24/98
	25	vs. Kentucky	01/26/97
	25	vs. Ole Miss	01/02/97
	25	vs. Kentucky	03/09/96
8.	24	vs. Tennessee	02/24/07
	24	at Auburn	03/5/05
	24	at Ole Miss	01/25/03
	24	at Ole Miss	01/29/97
	24	vs. Kentucky	02/11/96
	24	vs. Ole Miss	01/05/94

SEC Season

1.	258	(16 games)	2003
2.	256	(16 games)	2007
3.	252	(16 games)	1998
4.	251	(16 games)	2001
5.	248	(16 games)	1995
6.	244	(16 games)	1996
7.	241	(16 games)	1994
8.	239	(16 games)	1997
9.	236	(16 games)	1999
10.	235	(18 games)	2019

% NCAA Record || * Led the NCAA | # Led the SEC



RAZORBACKS

Season	'51-52	'52-53	'53-54	'54-55	'55-56	'56-57	'57-58	'58-59	'59-60	'60-61	'61-62	'62-63	'63-64	'64-65	'65-66	'66-67	'67-68	'68-69	'69-70	'70-71	'71-72
Games	24	21	23	24	24	24	27	24	24	23	24	24	23	23	23	23	24	24	24	26	26
Tot. Pts.	1187	1382	1496	1727	1616	755	1628	1491	1706	1738	1730	1734	1675	1730	1727	1388	1716	1601	1724	2245	2301
Avg. Pts.	49.4	65.8	65.0	72.0	67.3	62.9	60.3	62.1	71.1	75.6	72.1	72.3	72.4	75.2	75.1	60.3	71.5	66.7	71.8	86.3	88.5
FG	435	484	505	565	571	541	625	571	599	655	614	650	647	649	658	530	638	621	699	831	840
FGA	1331	1558	1605	1579	1642	1749	1835	1572	1559	1497	1576	1556	1560	1471	1509	1188	1436	1415	1597	1754	1830
FG Pct.	.326	.311	.314	.358	.347	.309	.341	.363	.384	.437	.390	.418	.415	.441	.436	.446	.444	.439	.438	.474	.459
3-Pt. FG	--	--	--	--	--	--	--	--	--	--	--	--	--	--	--	--	--	--	--	--	--
3-Pt. Att.	--	--	--	--	--	--	--	--	--	--	--	--	--	--	--	--	--	--	--	--	--
3-Pt. Pct.	--	--	--	--	--	--	--	--	--	--	--	--	--	--	--	--	--	--	--	--	--
FT	317	414	486	597	474	469	378	349	508	428	502	434	381	432	411	328	440	359	334	583	621
FTA	547	656	755	867	715	717	598	538	684	574	647	582	524	578	548	457	597	539	488	820	882
FT Pct.	.579	.632	.643	.689	.663	.654	.632	.648	.743	.745	.776	.746	.727	.747	.750	.718	.737	.666	.700	.711	.704
Rebounds	--	924	872	1050	1147	1225	1228	1095	1117	1043	1092	1056	999	954	1010	746	952	916	934	1091	1236
Reb. Avg.	--	44.0	37.9	43.8	47.8	51.0	45.5	45.6	46.5	45.3	45.5	44.0	43.4	41.5	43.9	32.4	39.7	38.2	38.9	42.0	47.5
Assists	--	--	--	--	--	--	--	--	--	--	--	--	--	--	--	--	--	--	--	--	--
Steals	--	--	--	--	--	--	--	--	--	--	--	--	--	--	--	--	--	--	--	--	--
Blocks	--	--	--	--	--	--	--	--	--	--	--	--	--	--	--	--	--	--	--	--	--
Turnovers	--	--	--	--	--	--	--	--	--	--	--	--	--	--	--	--	--	--	--	--	--
Fouls	577	518	618	517	376	483	530	444	486	476	535	507	520	455	434	383	481	470	465	528	576

OPPONENTS

Season	'51-52	'52-53	'53-54	'54-55	'55-56	'56-57	'57-58	'58-59	'59-60	'60-61	'61-62	'62-63	'63-64	'64-65	'65-66	'66-67	'67-68	'68-69	'69-70	'70-71	'71-72
Tot. Pts.	1275	1322	1432	1715	1551	788	1580	1535	1676	1597	1665	1686	1732	1725	1631	1511	1760	1600	1836	2344	2328
Avg. Pts.	53.1	62.9	62.3	71.4	64.6	65.6	58.5	63.9	69.8	69.5	69.4	70.3	75.3	75.0	71.0	65.7	73.3	66.7	76.5	90.2	89.5
FG	460	401	414	548	558	528	532	568	593	570	578	597	620	652	611	578	641	578	693	927	901
FGA	1363	1187	1269	1463	1478	1364	1500	1425	1482	1347	1430	1460	1448	1446	1407	1251	1468	1260	1540	1873	1861
FG Pct.	.336	.337	.326	.374	.377	.387	.354	.398	.400	.423	.404	.409	.428	.451	.434	.462	.443	.459	.450	.495	.484
3-Pt. FG	--	--	--	--	--	--	--	--	--	--	--	--	--	--	--	--	--	--	--	--	--
3-Pt. Att.	--	--	--	--	--	--	--	--	--	--	--	--	--	--	--	--	--	--	--	--	--
3-Pt. Pct.	--	--	--	--	--	--	--	--	--	--	--	--	--	--	--	--	--	--	--	--	--
FT	355	520	604	619	435	523	516	399	490	457	509	492	492	421	409	355	458	444	440	491	526
FTA	571	796	953	889	633	793	753	591	703	666	716	700	696	602	573	495	639	625	610	686	787
FT Pct.	.622	.653	.634	.695	.687	.659	.685	.675	.697	.686	.712	.703	.707	.699	.714	.717	.717	.710	.738	.716	.668
Rebounds	--	803	844	939	1012	1051	1090	1031	1064	931	1035	1089	1086	975	1014	838	979	879	1109	120	1236
Reb. Avg.	--	38.2	36.7	39.1	42.2	43.8	40.4	43.0	44.3	40.5	43.1	45.4	47.2	42.4	44.1	34.9	40.8	36.6	46.2	46.6	47.5
Assists	--	--	--	--	--	--	--	--	--	--	--	--	--	--	--	--	--	--	--	--	--
Steals	--	--	--	--	--	--	--	--	--	--	--	--	--	--	--	--	--	--	--	--	--
Blocks	--	--	--	--	--	--	--	--	--	--	--	--	--	--	--	--	--	--	--	--	--
Turnovers	--	--	--	--	--	--	--	--	--	--	--	--	--	--	--	--	--	--	--	--	--
Fouls	513	438	500	508	432	430	458	406	478	400	482	424	413	428	438	384	467	425	391	630	620



The 2020-21 Arkansas Razorbacks finished runner-up in the SEC, advanced to the NCAA Elite 8 and finished among the nation's top 10 for the first time since 1995.





RAZORBACKS

Season	'72-73	'73-74	'74-75	'75-76	'76-77	'77-78	'78-79	'79-80	'80-81	'81-82	'82-83	'83-84	'84-85	'85-86	'86-87	'87-88	'88-89	'89-90	'90-91	'91-92	'93-94	'92-93
Games	26	26	26	28	28	36	30	29	32	29	30	32	35	28	33	30	32	35	38	34	34	31
Tot. Pts.	2173	2212	1911	2239	2073	2705	2238	1938	2199	2054	2171	2154	2284	1955	2578	2264	2870	3345	3783*	3053	3176	2695
Avg. Pts.	83.5	85.1	73.5	80.0	74.0	75.1	74.6	66.8	68.7	70.8	72.4	67.3	65.3	69.8	78.1	75.5	89.7	95.6	99.6	89.8	93.4	86.9
FG	850	913	807	910	849	1060	849	750	850	806	833	831	899	754	908	839	1071	1229	1414	1128	1154	995
FGA	1749	2014	1524	1715	1558	1943	1587	1486	1629	1510	1586	1547	1744	1644	1997	1734	2172	2440	2820	2275	2363	2039
FG Pct.	.486	.453	.530	.531	*.545	*.546	.535	.505	.522	.534	.525	.537	.515	.459	.455	.484	.493	.504	.501	.496	.488	.488
3-Pt. FG	--	--	--	--	--	--	--	--	--	--	--	--	--	--	146	119	141	197	242	193	301*	210
3-Pt. Att.	--	--	--	--	--	--	--	--	--	--	--	--	--	--	410	328	387	500	633	516	777	532
3-Pt. Pct.	--	--	--	--	--	--	--	--	--	--	--	--	--	--	.356	.363	.354	.394	.382	.374	.387	.395
FT	473	383	297	419	375	585	540	438	499	442	505	492	486	447	616	467	587	690	713	604	567	495
FTA	689	557	417	581	577	781	753	610	722	657	799	732	750	673	892	696	868	942	975	815	834	721
FT Pct.	.687	.688	.712	.721	.650	.749	.717	.718	.691	.673	.632	.672	.648	.664	.691	.671	.676	.732	.731	.741	.680	.687
Rebounds	1193	1352	931	1118	1031	1242	1133	895	1021	862	998	992	1021	977	1261	1077	1231	1296	1540	1319	1416	1065
Reb. Avg.	45.9	52.0	35.8	39.9	36.8	34.5	37.8	30.9	31.9	29.7	33.3	31.0	29.2	34.9	38.2	35.9	38.5	37.0	40.5	38.8	41.6	34.4
Assists	--	--	269	NA	270	425	404	340	386	448	385	463	518	361	434	407	570	667	819	674	687*	582
Steals	--	--	NA	NA	169	245	143	194	249	247	277	236	232	198	313	271	372	388	467*	358	352	352
Blocks	--	--	--	--	--	147	97	76	95	64	38	55	67	114	142	139	147	172	229	170	129	97
Turnovers	--	--	NA	NA	438	560	459	404	479	431	519	525	538	431	563	433	463	455	575	500	539	451
Fouls	478	465	483	584	507	572	557	553	592	524	556	598	683	656	728	586	654	688	775	614	708	707

OPPONENTS

Season	'72-73	'73-74	'74-75	'75-76	'76-77	'77-78	'78-79	'79-80	'80-81	'81-82	'82-83	'83-84	'84-85	'85-86	'86-87	'87-88	'88-89	'89-90	'90-91	'91-92	'93-94	'92-93
Tot. Pts.	2055	2315	1707	1901	1701	2218	1878	1745	1913	1770	1836	1886	2158	1983	2434	1946	2414	2792	3054	2613	2569	2403
Avg. Pts.	79.0	89.0	65.7	67.9	60.8	61.6	62.6	60.2	59.8	61.0	61.2	58.9	61.7	70.8	73.8	64.9	75.4	79.8	80.4	76.9	75.6	77.5
FG	877	1023	693	771	707	942	757	678	767	724	765	752	845	739	886	693	875	1016	1146	959	898	838
FGA	1942	2162	1532	1698	1669	2195	1743	1442	1663	1519	1559	1557	1717	1580	2005	1626	1969	2252	2558	2124	2234	1856
FG Pct.	.452	.473	.452	.454	.424	.429	.434	.470	.461	.477	.491	.483	.492	.468	.442	.426	.444	.451	.448	.452	.402	.452
3-Pt. FG	--	--	--	--	--	--	--	--	--	--	--	--	--	--	106	136	150	190	184	233	217	190
3-Pt. Att.	--	--	--	--	--	--	--	--	--	--	--	--	--	--	314	338	442	472	511	519	732	510
3-Pt. Pct.	--	--	--	--	--	--	--	--	--	--	--	--	--	--	.338	.402	.339	.403	.360	.409	.296	.373
FT	301	269	321	359	287	334	364	389	379	323	306	382	468	505	556	424	514	570	578	462	556	537
FTA	448	398	459	542	423	486	523	563	569	464	495	555	676	761	849	628	753	807	895	707	817	843
FT Pct.	.672	.676	.699	.662	.678	.687	.696	.691	.666	.696	.618	.688	.692	.664	.655	.675	.683	.706	.646	.653	.681	.637
Rebounds	1128	1188	808	878	865	1109	884	839	928	852	820	784	962	1022	1279	989	1246	1399	1554	1196	1377	1270
Reb. Avg.	43.4	45.7	31.1	31.4	30.9	30.8	29.5	28.9	29.0	29.4	27.3	24.5	27.5	36.5	38.8	33.0	38.9	40.0	40.9	35.2	40.5	41.0
Assists	--	--	195	NA	NA	358	300	285	339	310	345	379	450	403	500	358	505	536	592	550	481	482
Steals	--	--	NA	NA	NA	182	144	151	166	186	207	196	197	153	248	164	194	208	257	207	236	185
Blocks	--	--	--	--	--	60	52	62	80	68	92	78	82	71	64	57	76	88	91	119	101	86
Turnovers	--	--	NA	NA	NA	501	342	400	486	514	574	486	541	427	596	525	689	724	854	645	725	680
Fouls	694	544	482	569	543	724	679	605	661	586	676	692	723	612	743	630	725	739	769	659	685	639



The 2021-22 Arkansas Razorbacks returned to the Elite 8, thanks to a win over #1 Gonzaga in the Sweet 16, and was ranked 8th in the final coaches poll.





RAZORBACKS

Season	'94-95	'95-96	'96-97	'97-98	'98-99	'99-00	'00-01	'01-02	'02-03	'03-04	'04-05	'05-06	'06-07	'07-08	'08-09	'09-10	'10-11	'11-12	'12-13	'13-14	'14-15	'15-16
Games	39	33	32	33	34	34	31	29	28	28	30	32	35	35	30	32	31	32	32	34	36	32
Tot. Pts.	* 3416	2560	2527	2716	2675	2529	2476	2171	1726	1928	2147	2359	2487	2593	2238	2391	2191	2299	2358	2723	2787	2501
Avg. Pts.	87.6	77.6	79.0	82.3	78.7	74.4	79.9	74.9	61.6	68.9	71.6	73.7	71.1	74.1	74.6	74.7	70.7	71.8	73.7	80.1	77.4	78.2
FG	1223	947	919	984	980	931	881	775	611	678	773	841	881	936	797	829	756	808	852	928	978	883
FGA	2634	2143	2078	2208	2206	2168	1990	1777	1556	1629	1692	1837	1910	2001	1821	1859	1734	1860	1960	2105	2196	1992
FG Pct.	.464	.442	.442	.446	.444	.429	.443	.436	.393	.416	.457	.458	.461	.468	.438	.446	.436	.434	.435	.441	.445	.443
3-Pt. FG	*361	190	274	237	*296	292	273	232	170	180	182	179	212	207	202	201	204	205	192	253	238	216
3-Pt. Att.	917	586	736	671	808	832	741	694	548	573	489	533	613	607	608	579	563	580	639	698	681	544
3-Pt. Pct.	.394	.324	.372	.353	.366	.351	.368	.334	.310	.314	.372	.336	.346	.341	.332	.347	.362	.353	.300	.362	.349	.397
FT	609	476	415	511	419	375	441	389	334	392	419	498	513	514	442	532	475	478	462	614	593	519
FTA	902	763	611	788	632	622	639	598	548	577	632	720	730	758	679	782	683	692	687	846	819	748
FT Pct.	.675	.624	.679	.648	.663	.603	.690	.651	.609	.679	.663	.692	.703	.678	.651	.680	.695	.691	.672	.726	.724	.694
Rebounds	1528	1314	1155	1306	1266	1159	1100	930	1063	967	1022	1118	1234	1274	1129	1103	1063	1082	1120	1222	1290	1186
Reb. Avg.	39.2	39.8	36.1	39.6	37.2	34.1	35.5	32.1	38.0	34.5	34.1	34.9	35.3	36.4	37.6	34.5	34.3	33.8	35.0	35.9	35.8	37.1
Assists	* 721	501	509	526	563	458	476	445	275	363	435	495	521	505	390	440	373	436	475	521	579	520
Steals	* 445	300	318	356	332	379	365	305	181	220	262	266	240	241	227	232	225	265	295	287	277	236
Blocks	129	147	124	158	147	120	124	99	99	108	156	194	221	182	86	130	182	160	159	189	168	165
Turnovers	633	558	494	548	494	494	451	413	467	386	427	428	532	531	419	439	411	415	372	392	430	357
Fouls	789	678	638	680	633	705	654	654	588	555	555	541	612	662	521	598	561	618	649	706	684	687

OPPONENTS

Season	'94-95	'95-96	'96-97	'97-98	'98-99	'99-00	'00-01	'01-02	'02-03	'03-04	'04-05	'05-06	'06-07	'07-08	'08-09	'09-10	'10-11	'11-12	'12-13	'13-14	'14-15	'15-16
Tot. Pts.	3115	2442	2281	2389	2443	2372	2132	2108	1863	1921	1885	2076	2311	2392	2213	2366	2069	2231	2203	2425	2525	2390
Avg. Pts.	79.9	74.0	71.3	72.4	71.9	69.8	68.8	72.7	66.5	68.6	62.8	64.9	66.0	68.3	73.8	73.9	66.7	69.7	68.8	71.3	70.1	74.7
FG	1094	832	801	844	858	799	712	676	618	664	653	752	826	838	796	825	747	793	747	809	869	803
FGA	2503	2074	1886	2010	2056	1873	1763	1591	1475	1529	1591	1806	2009	1967	1791	1910	1813	1827	1726	1983	2031	1844
FG Pct.	.437	.401	.425	.420	.417	.427	.404	.425	.419	.434	.410	.416	.411	.426	.444	.432	.412	.434	.433	.408	.428	.435
3-Pt. FG	312	219	194	220	250	206	180	190	160	180	162	212	225	228	244	233	160	190	203	213	223	231
3-Pt. Att.	858	696	568	619	705	570	590	570	482	531	524	558	683	680	661	626	508	585	566	615	634	644
3-Pt. Pct.	.364	.315	.342	.355	.355	.361	.305	.333	.332	.339	.309	.380	.329	.335	.369	.372	.315	.325	.359	.346	.352	.359
FT	615	559	485	481	477	568	528	566	467	413	417	360	434	488	377	483	415	455	506	594	564	553
FTA	914	838	742	736	721	834	794	810	686	622	630	543	620	700	568	668	571	673	766	852	789	790
FT Pct.	.673	.667	.654	.654	.662	.681	.665	.699	.681	.664	.662	.663	.700	.697	.664	.723	.727	.676	.661	.697	.715	.700
Rebounds	1582	1362	1279	1325	1370	1374	1278	1182	911	1028	995	1111	1148	1127	1079	1187	1153	1204	1201	1340	1281	1187
Reb. Avg.	40.6	41.3	40.0	40.2	40.3	40.4	41.2	40.8	32.5	36.7	33.2	34.7	32.8	32.2	36.0	37.1	37.2	37.6	37.5	39.4	35.6	37.1
Assists	631	490	449	459	493	449	371	384	323	384	354	380	434	443	479	415	369	403	385	391	448	447
Steals	276	275	208	218	197	214	190	168	209	162	199	209	269	234	187	212	184	178	168	185	206	165
Blocks	128	109	78	112	111	97	106	91	109	93	81	120	117	138	150	148	145	153	125	105	104	140
Turnovers	785	650	663	749	618	720	666	571	372	463	508	536	487	517	455	469	446	519	561	579	567	457
Fouls	790	673	581	668	617	623	596	552	509	531	537	617	645	669	575	654	579	593	587	689	696	659

* Led NCAA || ** All-Time NCAA Record

RAZORBACKS

Season	'16-17	'17-18	'18-19	'19-20	'20-21	'21-22
Games	36	35	34	32	32	37
Tot. Pts.	2855	2819	2559	2426	2604	2810
Avg. Pts.	79.3	80.5	75.3	75.8	81.4	75.9
FG	997	1005	893	808	935	972
FGA	2166	2119	2004	1825	2071	2241
FG Pct.	.460	.474	.446	.443	.451	.434
3-Pt. FG	233	269	259	243	233	233
3-Pt. Att.	638	679	751	728	703	767
3-Pt. Pct.	.365	.396	.345	.334	.332	.304
FT	628	540	514	567	501	633
FTA	825	793	769	776	677	833
FT Pct.	.761	.681	.668	.731	.740	.760
Rebounds	1297	1207	1143	1009	1271	1399
Reb. Avg.	36.0	34.5	33.6	31.5	39.7	37.8
Assists	501	501	543	381	466	512
Steals	278	218	276	253	251	281
Blocks	172	163	172	125	158	153
Turnovers	428	381	450	368	412	452
Fouls	740	701	694	638	540	624

OPPONENTS

Season	'16-17	'17-18	'18-19	'19-20	'20-21	'21-22
Tot. Pts.	2659	2647	2458	2228	2264	2527
Avg. Pts.	73.9	75.6	72.3	69.6	70.8	68.3
FG	901	872	817	773	813	880
FGA	2158	2028	1929	1808	1956	2135
FG Pct.	.418	.430	.424	.428	.416	.412
3-Pt. FG	263	301	270	164	248	269
3-Pt. Att.	792	844	811	602	737	829
3-Pt. Pct.	.332	.375	.333	.272	.337	.324
FT	594	602	554	518	390	498
FTA	843	828	804	739	568	681
FT Pct.	.705	.727	.689	.701	.687	.731
Rebounds	1320	1263	1298	1227	1144	1291
Reb. Avg.	36.7	36.1	38.2	38.3	35.8	34.9
Assists	453	477	441	324	393	464
Steals	278	167	212	160	209	244
Blocks	172	125	113	95	116	128
Turnovers	428	490	553	512	483	549
Fouls	672	682	731	687	607	721



100-Pt Games / Scornig Margins

When Arkansas Scores 100 (139-5)

AP Rank Ark Opp	Opponent	Result	Score	Year
10 --	U.S. International	W	166-101	12/09/89
-- --	Mississippi Valley State	W	142-62	11/25/20
20 --	Troy State	W	137-70	12/10/96
6 --	Montevallo	W	131-63	02/05/94
-- --	Baylor	W	131-109	02/29/72
-- --	Alcorn State	W	130-68	11/13/09
-- --	Texas Southern	W	129-63	12/28/93
-- --	Bethune-Cookman	W	128-46	12/04/91
16 --	Jackson State	W	127-74	11/22/96
2 --	vs Jackson State (LR)	W	126-88	12/29/90
1 --	Delaware State	W	123-66	12/11/93
16 --	vs Quincy College (PB)	W	123-60	01/02/91
10 --	vs Jackson State (PB)	W	123-76	12/21/92
8 --	Montevallo	W	122-64	02/25/95
-- --	FIU	W	121-89	12/01/18
-- --	Grambling	W	121-66	12/30/00
3 --	Centenary	W	121-94	12/06/94
2 --	Missouri	W	120-68	12/02/93
5 23	vs Texas (SWC)	W	120-89	03/10/91
-- --	Loyola-Marymount (NCAA)	W	120-101	03/16/89
22 --	Providence	W	118-79	01/23/99
-- --	Tulsa	W	118-69	02/25/89
-- --	Northwestern State	W	117-78	12/01/15
4 --	at Auburn	W	117-105	01/15/94
2 --	vs Georgia State (NCAA)	W	117-76	03/15/91
11 --	vs Delaware State (LR)	W	117-75	12/26/89
-- --	Alcorn State	W	116-75	12/02/95
20 --	Northwestern State	W	115-47	12/20/00
9 --	vs Baylor (SWC)	W	115-75	03/10/90
13 --	Mississippi State	W	115-58	02/20/93
-- --	Northwestern Illinois	W	114-56	11/16/97
12 --	at Ole Miss	W	114-93	01/18/92
3 --	vs Louisiana Tech (LR)	W	114-97	12/15/90
2 --	vs Louisiana-Monroe (PB)	W	114-92	12/31/90
13 --	Texas A&M	W	114-100	02/21/90
2 --	at Texas Tech	W	113-86	01/12/91
2 --	Texas A&M	W	113-88	01/23/91
-- --	at Rice	W	113-108	03/04/72
-- --	Longwood	W	112-63	11/18/12
3 --	Kansas State	W	112-88	12/01/90
-- --	Rice	W	112-87	02/27/88
-- --	Southeastern Louisiana	W	111-65	12/03/13
21 --	Northwestern State	W	111-76	12/04/93
3 --	at Texas A&M	W	111-72	02/23/91
-- --	Rice	W	111-68	02/11/76
-- --	Ole Miss	W	110-80	03/05/14
16 --	Auburn	W	110-92	01/04/92
2 15	Oklahoma	W	110-88	11/16/90
-- --	Baylor	L	110-111 (OT)	03/02/71

LARGEST WINNING MARGINS

Margin	Opponent	Score	Date
1. 82	Bethune-Cookman	128-46	12/04/91
2. 80	Mississippi Valley State	142-62	11/25/20
3. 74	at Ozark Athletic Club	81-7	1925-26 opener
4. 68	Northwestern (La.) State	115-47	12/20/00
68	Montevallo	131-63	02/05/94
6. 67	Troy State	137-70	12/10/96
7. 66	Bethune-Cookman	108-42	12/02/97
66	Texas Southern	129-63	12/28/93
66	Baylor	94-28	01/05/45
10. 65	U.S. International	166-101	12/09/89
11. 64	Sedalia AAB	101-37	12/01/45
12. 63	Quincy College (PB)	123-60	01/02/92
13. 62	Alcorn State	130-68	11/13/68
14. 61	Fort Smith High School Faculty	69-8	01/01/24
15. 60	Maryland-Eastern Shore	100-40	01/02/01
60	Baylor	90-30	01/06/45

LARGEST LOSING MARGINS

Margin	Opponent	Score	Date
1. 51	at Ole Miss	117-66	12/10/73
2. 40	at Mississippi State	79-39	12/15/51
3. 38	Parks Clothiers AAU	66-28	12/22/38
4. 37	at Kentucky	76-39	12/13/48
5. 35	at Cincinnati	92-57	01/18/97
35	Cincinnati (NCAA)	97-62	03/15/58
7. 34	at Baylor	110-76	01/24/70
8. 33	at Texas	79-46	01/04/11
9. 32	at Mississippi State	78-46	02/09/16
32	at Florida	75-43	01/22/11
32	Pittsburgh (Honolulu, Hawaii)	114-82	12/29/86

AP Rank Ark Opp	Opponent	Result	Score	Year
-- --	Hardin Simmons	W	110-101 (OT)	01/07/71
-- --	vs TCU	W	110-89	03/01/55
2 --	at Florida State	W	109-92	01/21/91
5 --	vs Rice (SWC)	W	109-80	03/09/91
6 --	Texas	W	109-100	01/25/90
6 --	at Alabama-Birmingham	W	109-95	01/27/90
-- --	vs Southern Utah (PB)	W	109-76	01/24/89
-- --	TCU	W	109-99	02/19/74
18 --	Bethune-Cookman	W	108-42	12/02/97
1 --	at LSU	W	108-105 (OT)	03/02/94
5 --	vs Texas A&M (SWC)	W	108-61	03/08/91
-- --	vs Rice (SWC)	W	108-72	03/10/89
13 --	Alabama State	W	108-65	12/15/82
14 --	TCU	W	108-65	02/10/79
-- --	TCU	W	108-77	03/05/64
-- --	Portland State	W	107-69	11/18/05
24 --	Jackson State	W	107-78	11/22/00
16 --	Auburn	W	107-83	02/21/98
2 --	Vanderbilt	W	107-70	11/14/90
-- --	Houston	W	107-79	03/06/89
-- --	Pittsburg State	W	107-82	12/10/70
7 23	LSU	W	106-92 (OT)	03/03/92
3 --	Baylor	W	106-74	02/26/91
20 --	Morgan State	W	106-57	12/13/86
-- --	Baylor	W	106-71	03/02/85
-- --	Rice	W	106-81	02/09/74
8 --	LSU	W	105-81	01/31/95
9 8	at Kentucky	W	105-88	01/25/92
2 1	UNLV	L	105-112	02/10/91
11 --	at South Alabama	W	105-90	11/29/89
-- --	Texas	W	105-82	2/8/89
-- 14	vs Florida State (LR)	L	105-112 (OT)	01/18/89
-- --	at Rice	W	105-79	03/3/73
-- --	Oral Roberts	W	104-69	12/19/17
-- --	UTSA	W	104-71	01/04/14
-- 2	Auburn	W	104-88	02/24/99
-- 11	Missouri	W	104-93	12/05/95
2 --	Alabama-Birmingham	W	104-72	01/30/91
12 --	Rice	W	104-80	03/03/90
-- --	Missouri-St. Louis	W	104-78	01/06/73
-- --	TCU	W	104-94	03/5/63
-- --	Rice	W	104-84	01/30/62
-- --	vs Ole Miss (LR)	W	104-72	12/20/52
23 --	Alabama State	W	103-48	12/31/97
-- --	North Carolina A&T	W	103-49	11/30/95
4 --	Jackson State	W	103-87	11/30/94
2 --	vs Tulsa (NCAA)	W	103-84	03/25/94
3 --	at Texas	W	103-96 (OT)	02/04/90
-- --	South Alabama	W	103-71	01/02/89
-- 6	Kansas	W	103-86	12/06/86

LARGEST SEC WINNING MARGINS

Margin	Opponent	Score	Date
1. 57	Mississippi State	115-58	02/20/93
2. 44	Missouri	87-43	01/12/22
3. 36	at Vanderbilt	84-48	03/06/19
36	Auburn	95-59	01/22/05
5. 35	LSU	87-52	02/10/10
6. 34	Mississippi State	98-64	01/21/97
7. 33	at Missouri	94-61	01/12/16
33	Auburn	75-42	02/11/97
9. 30	Georgia	99-69	01/09/21
30	Ole Miss	110-80	03/05/14
11. 29	Alabama	87-58	01/20/01
12. 28	at South Carolina	101-73	03/02/21
13. 27	Alabama	88-61	01/06/07
14. 26	Mississippi State	96-70	01/23/13
26	LSU	87-61	02/20/08
26	South Carolina	79-53	01/22/94
26	Ole Miss	87-61	01/05/94
18. 25	LSU	82-57	01/11/97
19. 24	Auburn	107-83	02/21/98
24	LSU	105-81	01/31/95
21. 23	Vanderbilt	56-33	01/12/13
23	Ole Miss	69-46	01/05/05
23	Tennessee	77-54	02/05/97
24. 22	Georgia	89-67	03/01/09
22	Auburn	74-52	02/04/04
22	LSU	86-64	01/27/99
22	at Ole Miss	85-63	02/27/93
28. 21	Alabama	102-81	02/16/94
21	at Ole Miss	114-93	01/18/92
21	Mississippi State	99-78	01/15/92

LARGEST SEC LOSING MARGINS

Margin	Opponent	Score	Date
1. 32	at Mississippi State	46-78	02/09/16
32	at Florida	43-75	01/22/11
3. 31	at Alabama	59-90	01/16/21
31	at Kentucky	70-101	01/23/10
5. 30	at Missouri	63-93	03/05/13
30	Florida	68-98	02/18/12
30	at Mississippi State	54-84	02/08/03
8. 29	vs. LSU (SEC)	56-85	03/13/03
9. 25	at Alabama	58-83	03/08/14
25	at Mississippi State	55-80	01/15/05
25	at Auburn	76-101	01/06/96

LARGEST HALFTIME COMEBACK WINS

Down	Opponent	Final Score	Date
1. 21 (49-28)	at Houston	W, 62-61	01/06/79
2. 18 (45-27)	vs. Ole Miss (at Memphis)	W, 68-66	12/08/51
3. 15 (37-22)	at Georgia	W, 72-68	02/03/10
15 (51-36)	LSU	W, 1036-92 OT	03/03/92
5. 14 (46-32)	vs. Oklahoma (Honolulu)	W, 86-84	12/28/94
14 (49-35)	Memphis	W, 81-76	12/02/92
7. 13 (37-24)	Alabama	W, 65-63	02/21/06
13 (54-51)	Missouri-St. Louis	W, 91-84	12/21/70

RAZORBACK RECORDS





Lee Mayberry set the program record for games played with 139 and also made a record 96 straight starts along the way.

Individual

Consecutive Games Started

96, Lee Mayberry (11/27/88 - 02/23/91)

Most Games Played in a Career

139, Lee Mayberry (89-92)

Consecutive Free Throws Made

48, Rickey Medlock (12/21/74 - 03/04/75, 20 games)

Consecutive Games with a 3-Point Field Goal

60, Pat Bradley (1997-98)

Most Points in Consecutive Games

82, Martin Terry

^ 35 at TCU (02/20/73)

^ 47 vs. SMU (02/24/73)

Double-Doubles in a Career

42, Dean Tolson (1972-74)

36, Joe Kleine (1983-85)

34, Derek Hood (1996-99)

Double-Doubles in a Season

18, Derek Hood (1999)

16, Jaylin Williams (2022); Moses Kingsley (2016)
Dean Tolson (1974)

15, Joe Kleine (1984); Dean Tolson (1973)

Consecutive Double-Doubles

9, Dean Tolson (02/02/74 - 03/02/74)

7, Jaylin Williams (02/08/22 - 03/02/22)

6, Derek Hood (02/20/99 - 03/07/99)

Triple-Doubles

Alvin Robertson

23 pts, 11 rbd, 10 ast at Texas - W, 70-66 (01/19/84)

Courtney Fortson

20 pts, 10 rbd, 11 ast vs. NC Central - W, 98-70 (12/10/08)

Team

All-Time Record

1,762-983 (.642), 99 seasons

All-Time Conference Record

861-568 (.603)

All-Time SEC Record

276-239 (.536), 31 seasons

All-Time SWC Record

585-329 (.640), 68 seasons

All-Time Conference Tournament Record

52-39 (.571)

All-Time SEC Tournament Record

29-29 (.500)

All-Time SWC Tournament Record

23-10 (.697)

All-Time NCAA Tournament Record

48-34 (.585)

All-Time Record as a Ranked Team

Overall: 421-125 (.772)

Home: 192-17 (.919)

Away: 110-57 (.659)

Neutral: 119-51 (.700)

All-Time Record as a AP Top 10 Ranked Team

Overall: 193-46 (.808)

Home: 76-5 (.938)

Away: 49-20 (.710)

Neutral: 67-21 (.761)

All-Time Record as a AP Top Five Team

Overall: 109-23 (.826)

Home: 47-2 (.959)

Away: 28-13 (.683)

Neutral: 34-8 (.810)

All-Time Record as the AP No. 1-Ranked Team

Overall: 16-4 (.800)

Home: 8-0 (1.000)

Away: 6-2 (.750)

Neutral: 2-2 (.500)

All-Time Record vs. Ranked Teams

Overall: 111-158 (.413)

Home: 56-36 (.609)

Away: 16-62 (.205)

Neutral: 38-60 (.388)

All-Time Record vs. AP Top 10 Teams

Overall: 36-80 (.310)

Home: 20-13 (.606)

Away: 5-32 (.135)

Neutral: 10-35 (.222)

All-Time Record vs. AP Top Five Teams

Overall: 18-50 (.265)

Home: 12-8 (.600)

Away: 1-20 (.050)

Neutral: 5-24 (.172)

All-Time Record vs. AP No. 1 Ranked Teams

Overall: 3-11 (.214)

Home: 1-2 (.333)

Away: 0-2 (.000)

Neutral: 2-7 (.222)

All-Time Record in AP Top 25 Matchups

Overall: 46-49 (.484)

Home: 17-5 (.773)

Away: 4-15 (.211)

Neutral: 25-29 (.463)

Barnhill Arena All-Time Record

304-94 (.764)

Bud Walton Arena All-Time Record

406-91 (.817)

“Home” Neutral Games at:

Blytheville: 2-0 (1.000)

El Dorado: 1-0 (1.000)

Fort Smith: 2-0 (1.000)

Jonesboro: 1-0 (1.000)

Little Rock: 79-21 (.790)

Marion: 1-0 (1.000)

North Little Rock: 16-10 (.615)

Pine Bluff: 28-2 (.933)

Consecutive Winning Seasons

26 (1924-49)

Consecutive Non-Losing Seasons

28 (1924-51)

Consecutive Season-Opening Wins

25 (1924-48)

Longest Winning Streak

31 Games (1927-29)

Consecutive Conference Wins

21 (1926-29)

Consecutive Conference Losses

9 (1970-71)

Fewest Wins

5 (69-70, 70-71)

Fewest Losses

1 (27-28, 28-29)

Fewest Points

519 (16 games 1926-27)

643 (20 games or more 1929-30)

Greatest Scoring Margin

19.2 (90-91)

Lowest Scoring Average

28.0 (29-30, 643 in 23 games)

Worst Winning Percentage

.192 (5 wins 21 losses, 1970-71)

Most Points Allowed

3115 (1994-95; 39 games)

Fewest Points Allowed

374 (16 games; 1926-27)

448 (20 games or more 1925-26)

Longest Losing Streak

10 games (1970-71)

Fewest Personal Fouls

434 (1965-66)

Fewest Rebounds

862 (1981-82)

Smallest Margin of Victory

72 one-point games

(Last game 76-77 vs LSU, 03/02/22)

Smallest Margin of Defeat

66 one-point games

(Last game 68-67 at Alabama, 02/12/22)

Most Points in a Loss

110 vs. Baylor (111) OT, 03/2/71

All-Time Overtime Record

68-58, .540 (8-2 in 2 OT; 0-1 in 3OT)

Last OT Game

Arkansas 80, Auburn 76, 02/08/22

Last 2 OT Game

Arkansas 80, at Georgia 77, 01/23/18

Last 3 OT Game

Houston 90, Arkansas 84, 2/9/80

Most OT Games in a Season

5, 2x, last in 2015-16 (2 wins, 3 losses)

Most Points Opponent Floor

117 (Arkansas 117, Auburn 105, 1/15/94)

Most Points Neutral Floor

120 (Arkansas 120, Texas 89, 3/10/91; Arkansas

120, Loyola-Marymount 101, 3/16/89)

Most Points 1st Half

78 vs. US International, 12/9/89

Most Points 2nd Half

88 vs. US International, 12/9/89

Most Points in OT

19 vs. LSU (106-92), 3/3/92; Arkansas 19, LSU 5

Fewest Points in OT

3 at Ga Tech (62-61), 11/25/19; Arkansas 3, Ga Tech 2

Fewest Points, Both Teams

28 (SMU 17, Arkansas 11 in 1923)

Fewest Points Allowed

6 (Arkansas 64, Fort Smith National Guard 6 in 1925)

Modern Record for Fewest Points Allowed (since 1935)

14 (Arkansas 39, Baylor 14 in 1936)



NCAA Tournament Results (48-34, .585)

35 NCAA Tournament Bids [34 appearances*]

* - The 1944 team earned an NCAA bid but was unable to participate due to an automobile accident prior to the tournament
next to team indicates NCAA tournament seed - (# in parenthesis indicate team's AP ranking)

2022 WEST REGIONAL #4 seed (#17)

1st RD:	#13 Vermont	W	75	71
2nd RD:	#12 New Mexico State	W	53	48
Sweet 16:	#1 (#1) Gonzaga	W	74	68
ELITE 8:	#2 (#9) Duke	L	69	78

2021 SOUTH REGIONAL #3 seed (#10)

1st RD:	#14 Colgate	W	85	68
2nd RD:	#4 seed (#21) Texas Tech	W	68	66
Sweet 16:	#15 Oral Roberts	W	72	70
ELITE 8:	#1 (#3) Baylor	L	72	81

2018 EAST REGIONAL #7 seed

1st RD:	#10 Butler	L	62	79
---------	------------	---	----	----

2017 SOUTH REGIONAL #8 seed

1st RD:	#9 Seton Hall	W	77	71
2nd RD:	#1 (#6) North Carolina	L	65	72

2015 WEST REGIONAL #5 seed (#21)

*1st RD:	#12 Wofford	W	56	53
*2nd RD:	#4 (#15) North Carolina	L	78	87

* First Four was considered 1st Rd game in 2015, followed by Rds 2 & 3

2008 EAST REGIONAL #9 seed

1st RD:	#8 (#24 coaches) Indiana	W	86	72
2nd RD:	#1 (#1) North Carolina	L	77	108

2007 EAST REGIONAL #12 seed

1st RD:	#5 Southern California	L	60	77
---------	------------------------	---	----	----

2006 OAKLAND REGIONAL #8 seed

1st RD:	#9 Bucknell	L	55	59
---------	-------------	---	----	----

2001 WEST REGIONAL #7 seed

1st RD:	#10 (#21) Georgetown	L	61	63
---------	----------------------	---	----	----

2000 SOUTH REGIONAL #11 seed

1st RD:	#6 (#23) Miami (Fla.)	L	71	75
---------	-----------------------	---	----	----

1999 WEST REGIONAL #4 seed (#17)

1st RD:	#13 Siena	W	94	80
2nd RD:	#5 (#21) Iowa	L	72	82

1998 WEST REGIONAL #6 seed (#17)

1st RD:	#11 Nebraska	W	74	65
2nd RD:	#3 (#7) Utah	L	65	69

1996 EAST REGIONAL #12 seed

1st RD:	#5 (#18) Penn State	W	86	80
2nd RD:	#4 (#20) Marquette	W	65	56
Sweet 16:	#1 (#1) Massachusetts	L	63	79

1995 MIDWEST REGIONAL #2 seed (#6)

1st RD:	#15 Texas Southern	W	79	78
2nd RD:	#7 (#25) Syracuse (OT)	W	96	95
Sweet 16:	#6 Memphis (OT)	W	96	91
ELITE 8:	#4 (#13) Virginia	W	68	61

FINAL FOUR

Semifinal:	#2 (#4) North Carolina	W	75	68
Final:	#1 (#1) UCLA	L	78	89

NATIONAL RUNNER-UP

1994 MIDWEST REGIONAL #1 seed (#2)

1st RD:	#16 North Carolina A&T	W	94	79
2nd RD:	#9 Georgetown	W	85	73
Sweet 16:	#12 Tulsa	W	103	84
ELITE 8:	#3 (#11) Michigan	W	76	68

FINAL FOUR

Semifinal:	#2 (#9) Arizona	W	91	82
Final:	#2 (#6) Duke	W	76	72

NATIONAL CHAMPION

1993 EAST REGIONAL #4 seed (#14)

1st RD:	#13 Holy Cross	W	94	64
2nd RD:	#5 St. John's	W	80	74
Sweet 16:	#1 (#4) North Carolina	L	74	80

1992 MIDWEST REGIONAL #3 seed (#9)

1st RD:	#14 Murray State	W	80	60
2nd RD:	#6 Memphis	L	80	82

1991 SOUTHEAST REGIONAL #1 seed (#2)

1st RD:	#16 Georgia State	W	117	76
2nd RD:	#8 Arizona State	W	97	90
Sweet 16:	#4 (#19) Alabama	W	93	70
ELITE 8:	#3 (#12) Kansas	L	81	93

1990 MIDWEST REGIONAL #4 seed (#7)

1st RD:	#13 Princeton	W	68	64
2nd RD:	#12 Dayton	W	86	84
Sweet 16:	#8 North Carolina	W	96	73
ELITE 8:	#10 Texas	W	88	85

FINAL FOUR

Semifinal:	#3 (#15) Duke	L	83	97
------------	---------------	---	----	----

1989 MIDWEST REGIONAL #5 seed

1st RD:	#12 Loyola-Marymount	W	120	101
2nd RD:	#4 (#12) Louisville	L	74	93

1988 SOUTHEAST REGIONAL #11 seed

1st RD:	#6 Villanova	L	74	82
---------	--------------	---	----	----

1985 WEST REGIONAL #9 seed

1st RD:	#8 Iowa	W	63	54
2nd RD:	#1 (#3) St. John's	L	65	68

1984 EAST REGIONAL #2 seed (#8)

*2nd RD:	#7 Virginia (OT)	L	51	53
----------	------------------	---	----	----

* earned 1st rd bye

1983 MIDEAST REGIONAL #4 seed (#9)

*2nd RD:	#5 Purdue	W	78	68
Sweet 16:	#1 (#2) Louisville	L	63	65

* earned 1st rd bye

1982 MIDWEST REGIONAL #4 seed (#12)

* 2nd RD:	#5 Kansas State	L	64	65
-----------	-----------------	---	----	----

* earned 1st rd bye

1981 MIDWEST REGIONAL #5 seed (#12)

1st RD:	#12 Mercer	W	73	67
2nd RD:	#4 (#12) Louisville	W	74	73
Sweet 16:	#1 (#4) LSU	L	56	72

1980 MIDWEST REGIONAL #10 seed

1st RD:	#7 Kansas State	L	53	71
---------	-----------------	---	----	----

1979 MIDWEST REGIONAL #2 seed (#5^)

*2nd RD:	#7 Weber State	W	74	63
Sweet 16:	#3 (#13) Louisville	W	73	62
ELITE 8:	#1 (#1) Indiana State	L	71	73

* earned 1st rd bye

^ Arkansas was ranked #7 for the Weber State game

1978 WEST REGIONAL #2L seed (#5^)

NOTE: The 8-team regions had 4 automatic qualifiers (Q) and 4 at-large selections (L)

1st RD:	#4Q Weber State	W	73	52
Sweet 16:	#10 (#2) UCLA	W	74	70
ELITE 8:	#4L Cal State Fullerton	W	61	58

FINAL FOUR

Semifinal:	#20 (#1) Kentucky	L	59	64
Consolation:	#2L (#6) Notre Dame	W	71	69

NATIONAL 3RD-PLACE

^ Arkansas was ranked #7 for the Weber State game

1977 MIDWEST REGIONAL (#8)

1st RD:	Wake Forest	L	80	86
---------	-------------	---	----	----

1958 MIDWEST REGIONAL

Sweet 16:	(#18) Oklahoma State	L	40	65
Consolation:	(#3) Cincinnati	L	62	97

1949 WESTERN REGIONAL (#20)

ELITE 8:	Oregon State	L	38	56
Consolation:	Wyoming	W	61	48

1945 WESTERN REGIONAL

ELITE 8:	Oregon	W	79	76
----------	--------	---	----	----

FINAL FOUR

Semifinal:	Oklahoma State +	L	41	68
------------	------------------	---	----	----

+ known as Oklahoma A&M then

1944

Team earned an NCAA Berth but did not participate due to automobile accident

1941 WESTERN REGIONAL

ELITE 8:	Wyoming	W	52	40
----------	---------	---	----	----

FINAL FOUR

Semifinal:	Washington State+	L	53	64
------------	-------------------	---	----	----

National Invitation Tournament
Results (6-5, .545)

2019 (#5)	at #4 Providence	W	72	84
	at #1 Indiana	L	60	63
2014 (#3)	#6 Indiana State	W	91	71
	at #2 California	L	64	75
1997	Northern Arizona	W	101	75
	Pittsburgh	W	76	71
	UNLV	W	86	73
	NIT FINAL FOUR (New York, N.Y.)			
	vs. Michigan (semis)	L	62	77
	vs UConn (3rd place)	L	64	74
1987	Arkansas State (OT)	W	67	64
	at Nebraska	L	78	71



Individual Records

Points

Game: 34, Mario Credit vs. Loyola-Marymount, 3/16/89
 Career: 291, Corliss Williamson (1993-95 - 15 gms)

Field Goals Made

Game: 14, Mario Credit vs. Loyola-Marymount, 3/16/89 (21 att)
 14, Todd Day vs. Alabama, 3/21/91 (24 att)
 Career: 123, Corliss Williamson (1993-95 - 207 att - 15 gms)

Field Goals Attempted

Game: 24, Todd Day vs. Alabama, 3/21/89 (14 made)
 24, Corliss Williamson vs. Duke, 4/4/94 (10 made)
 Career: 207, Corliss Williamson (1993-95 - 123 made - 15 gms)

Field Goal Percentage (min 9 attempts)

Game: 1.000, Steve Schall vs. Weber State, 3/11/79 (9-9)
 .909, Oliver Miller vs. Murray State, 3/19/92 (10-11)
 .909, Lenzie Howell vs. Loyola-Marymount, 3/16/89 (10-11)

3-Point Field Goals Made

Game: 7, Dwight Stewart vs. Texas Southern, 3/17/95 (10 att)
 Career: 36, Scotty Thurman (1993-95 - 92 att - 15 gms)

3-Point Field Goals Attempted

Game: 12, Chris Walker vs. Iowa, 3/13/99 (6 made)
 Career: 92, Scotty Thurman (1993-95 - 36 made - 15 gms)

3-Point Field Goal Percentage (min 5 attempts)

Game: .800, Chris Walker vs. Siena, 3/11/99 (4-5)
 .800, Scotty Thurman vs. Memphis, 3/24/95 (4-5)

Free Throws Made

Game: 13, Sidney Moncrief vs. Louisville, 3/15/79 (14 att)
 Career: 57, Corliss Williamson (1993-95 - 82 att - 15 gms)

Free Throws Attempted

Game: 14, Darrell Walker vs. Purdue, 3/19/83 (7 made)
 14, Sidney Moncrief vs. Louisville, 3/15/79 (13 made)
 Career: 82, Corliss Williamson (1993-95 - 57 made - 15 gms)

Free Throw Percentage (min 8 attempts)

Game: 1.000, Scott Hastings vs. Louisville, 3/14/81 (8-8)
 .909, Michael Qualls vs. North Carolina 3/21/15 (10-11)
 Career: .901, Darrell Hawkins, 20-22 (1989-90, '91-92 - 9 gms)

Rebounds

Game: 15, Jaylin Williams vs. New Mexico State, 3/19/22
 Career: 111, Corliss Williamson (1993-95 - 15 gms)

Offensive Rebounds

Game: 11, Justin Smith vs Oral Roberts, 3/27/21

Defensive Rebounds

Game: 13, Jaylin Williams vs. New Mexico State, 3/19/22

Assists

Game: 12, Keith Wilson vs. Loyola-Marymount, 3/16/89
 Career: 69, Lee Mayberry (1989-92 - 13 gms)

Steals

Game: 8, JD Notae Ivs. New Mexico State, 3/19/22
 8, Darrell Hawkins vs. Holy Cross, 3/18/93
 8, Alvin Robertson vs. Purdue, 3/19/83
 8, Alvin Robertson vs. Virginia, 3/18/84
 Career: 31, Lee Mayberry (1989-92 - 13 gms)

Blocks

Game: 5, Corliss Williamson vs. Tulsa, 3/25/94
 Career: 23, Oliver Miller (1989-92 - 13 gms)

Turnovers

Game: 10, Jim Counce vs. Wake Forest, 3/12/77

Minutes Played

Game: 45, Joe Kleine vs. Virginia, 3/18/84
 45, Alvin Robertson vs. Virginia, 3/18/84
 Career: 483, Corliss Williamson (1993-95 - 15 gms)

Team Records

Points

Most: 120, vs. Loyola-Marymount, 3/16/89
 Least: 38, vs. Oregon State, 3/18/49

Margin of Victory

41 (117-76), vs. Georgia State, 3/15/91

Field Goals Made

Most: 47, vs. Loyola-Marymount, 3/16/89 (81 att)
 Least: 13, vs. Oregon State, 3/18/49 (63 att)

Field Goals Attempted

Most: 98, vs. Louisville, 3/18/89 (35 made)
 Least: 42, vs. Virginia, 3/18/84 (20 made)

Field Goal Percentage

High: .680, vs. Wake Forest, 3/12/77 (31-63)
 Low: .206, vs. Oregon State, 3/18/49 (13-63)

3-Point Field Goals Made

Most: 15, vs. Siena, 3/11/99 (30 att)
 Least: 1, vs. Oral Roberts, 3/27/21 (9 att)
 1, vs. Texas, 3/24/90 (11 att)

3-Point Field Goals Attempted

Most: 37, vs. Iowa, 3/13/99 (12 made)
 Least: 7, vs. Seton Hall, 3/17/17 (3 made)
 7 vs. Princeton, 3/15/90 (3 made)

3-Point Field Goal Percentage

High: .600, vs. Georgetown, 3/20/94 (6-10)
 Low: .091, vs. Texas, 3/24/90 (1-11)

Free Throws Made

Most: 31, vs. Georgia State, 3/15/91 (42 att)
 Least: 3, vs. Cal State-Fullerton, 3/18/78 (6 att)

Free Throws Attempted

Most: 42, vs. Georgia State, 3/15/91 (31 made)
 Least: 6, vs. Cal State-Fullerton, 3/18/78 (3 made)

Free Throw Percentage (min 10 attempts)

High: .905, vs. Nebraska, 3/12/98 (19-21)
 Low: .425, vs. Mercer, 3/12/81 (19-40)

Rebounds

Most: Overall: 54, vs. Marquette, 3/16/96
 Offense: 25, vs. Marquette, 3/16/96
 Defense: 36, vs. Loyola-Marymount, 3/16/89
 Least: Overall: 19, vs. Purdue, 3/19/83
 Offense: 5, vs. North Carolina A&T, 3/18/94
 5, vs. Butler, 3/16/18
 Defense: 15, vs. St. John's 3/20/93

Assists

Most: 32, vs. Georgia State, 3/15/91
 Least: 3, vs. Villanova, 3/18/88

Steals

Most: 18, vs. Holy Cross, 3/18/93
 Least: 0, vs. Texas Tech, 3/21/21
 0, vs. Indiana State, 3/17/79

Blocks

Most: 8, vs. Georgia State, 3/15/91
 Least: 0, twice

Turnovers

Most: 25, vs. Massachusetts, 3/21/96
 Least: 5, vs. Vermont, 3/17/22

Opponent Team Records

Points

Most: 108, by North Carolina, 3/23/08
 Least: 40, by Wyoming, 3/21/41
 Least in a Half: 17, by New Mexico State, 3/19/22

Margin of Victory

31, (108-77) by North Carolina, 3/23/08

Field Goals Made

Most: 44, by North Carolina, 3/23/08 (65 att)
 Least: 15, by Marquette, 3/21/96 (56 att)

Field Goals Attempted

Most: 98, by Loyola-Marymount, 3/16/89 (35 made)
 Least: 39, by St. John's, 3/16/85 (23 made)

Field Goal Percentage

High: .677, by North Carolina, 3/23/08 (44-65)
 Low: .268, by Marquette, 3/16/96 (15-56)

3-Point Field Goals Made

Most: 12, by Colgate, 3/19/21 (27 att)
 Least: 1, by Louisville, 3/18/89 (5 att)

3-Point Field Goals Attempted

Most: 36, by Tulsa, 3/25/96 (10 made)
 Least: 4, by Utah, 3/14/98 (3 made)

3-Point Field Goal Percentage

High: .750, by Utah, 3/14/98 (3-4)
 .666, by Memphis, 3/21/92 (6-9)
 .583, by Miami (Fla.), 3/17/00 (7-12)
 Low: .182, by Georgia State, 3/15/91 (2-11)

Free Throws Made

Most: 29, by North Carolina, 3/21/15 (37 att)
 Least: 2, by UCLA, 3/16/78 (8 att)

Free Throws Attempted

Most: 39, by Duke, 3/31/90 (28 made)
 Least: 5, by Virginia, 3/18/84 (3 made)

Free Throw Percentage

High: .920, by Southern California, 3/16/07 (23-25)
 Low: .250, by UCLA, 3/16/78 (2-8)

Rebounds

Most: Overall: 60, by Loyola-Marymount, 3/16/89
 Offense: 28, by Loyola-Marymount, 3/16/89
 Defense: 35, by Louisville, 3/18/89
 Least: Overall: 20, by Indiana State, 3/17/79
 Offense: 4, by Nebraska, 3/12/98
 Defense: 12, by Nebraska, 3/12/98

Assists

Most: 28, by North Carolina, 3/23/08
 28, by Louisville, 3/18/89
 Least: 7, by Utah, 3/14/98

Steals

Most: 16, by North Carolina A&T, 3/18/94
 Least: 0, several times

Blocks

Most: 8, by Louisville, 3/14/81
 Least: 0, several times

Turnovers

Most: 32, by Georgia State, 3/15/91
 Least: 7, by Wofford, 3/19/15
 7, by North Carolina, 3/23/08
 7, by Indiana State, 3/17/79



Series Record Versus All Opponents

ALL-TIME SERIES RECORDS

Opponent	Meetings	Record
Abilene Christian	1	1-0
Air Force	2	1-1
Akron	1	0-1
Alabama	66	36-30
Alabama A&M	1	1-0
Alabama-Birmingham	4	2-2
Alabama State	8	8-0
Alaska-Anchorage	1	1-0
Albright (Pa.)	1	0-1
Alcorn State	5	5-0
American University (PR)	1	0-1
Appalachian State	2	1-1
Arizona	8	6-2
Arizona State	2	1-1
Arkansas State	5	5-0
Arkansas Tech	1	1-0
Auburn	57	37-20
Austin Peay	5	5-0
Baylor	144	96-48
Bethune-Cookman	3	3-0
Biscayne	1	1-0
Boise State	1	1-0
Brigham Young	1	0-1
Bucknell	2	1-1
Butler	2	0-2
California	3	1-2
Cal Davis	2	2-0
Cal Santa Barbara	1	0-1
Cal State-Bakersfield	1	1-0
Cal State-Fullerton	1	1-0
California Hayward	1	1-0
Canisius (N.Y.)	1	0-1
Centenary	26	22-4
Central Arkansas	6	6-0
Central Florida	1	1-0
Central Michigan	1	1-0
Central Missouri College	1	1-0
Central Missouri	3	3-0
Central Oklahoma State	2	2-0
Chaminade	1	1-0
Charleston Southern	2	2-0
Charlotte	2	2-0
Chicago State	1	1-0
Cincinnati	5	2-3
City College of NY	2	2-0
Clemson	3	2-1
Coastal Carolina	2	2-0
Colgate	1	1-0
College of Charleston	1	1-0
College of Ozarks	3	3-0
Colorado State	2	2-0
Connecticut	4	1-3
Cornell	1	0-1
Creighton	2	1-1
Culver-Stockton (Mo.)	1	1-0
Dayton	3	2-1
Delaware State	6	6-0
Denver University	1	1-0
DePaul	1	0-1
Drake	1	1-0
Drury College	11	10-1
Duke	4	2-2
East Central Oklahoma	3	3-0
Eastern Kentucky	2	2-0
Eastern Michigan	1	1-0
East New Mexico	1	1-0
East Tennessee State	2	1-1
Elon	2	2-0
Evansville	1	1-0
Florida	40	14-26
Florida A&M	4	4-0
Florida Gulf Coast	1	1-0
Florida International (FIU)	1	1-0
Florida State	2	1-1
Fordham	2	1-1
Fort Wayne	1	1-0
Fresno State	2	2-0
Gardner-Webb	2	2-0
Georgetown	4	2-2
Georgia	41	25-16
Georgia Southern	1	1-0
Georgia State	2	2-0
Georgia Tech	7	2-5
Gonzaga	1	1-1
Grambling	5	5-0
Hardin-Simmons	4	3-1
Hartford	1	1-0
Hawaii	2	2-0
Hendrix	8	8-0
High Point	1	1-0
Hofstra	3	2-1
Holy Cross	1	1-0
Houston	40	22-18
Idaho State	2	0-2

Opponent	Meetings	Record
Illinois	5	0-5
Illinois State	1	0-1
Indiana	5	3-2
Indiana State	5	3-2
Iona	1	1-0
Iowa	5	2-3
Iowa State	5	1-4
Jackson State	12	12-0
Jacksonville State	1	1-0
Jacksonville University	1	1-0
Kansas	13	5-8
Kansas State	12	4-8
Kent State	1	1-0
Kentucky	46	13-33
Kentucky Wesleyan	1	0-1
Lamar Tech	1	1-0
LaSalle	1	0-1
Little Rock	1	1-0
Lipscomb	2	2-0
Long Island	1	0-1
Longwood	1	1-0
Louisiana-Lafayette	3	2-1
Louisiana-Monroe	9	8-1
Louisiana State (LSU)	75	41-34
Louisiana Tech	6	6-0
Louisville	7	3-4
Loyola (Calif.)	2	3-0
Loyola (Chicago)	1	0-1
Loyola (New Orleans)	1	1-0
MacMurray (Ill.)	1	1-0
Maine	1	1-0
Marist	1	1-0
Marquette	1	1-0
Maryland	3	1-2
Maryland-Eastern Shore	1	1-0
Massachusetts	0	0-2
McNeese State	1	1-0
Memphis	21	11-10
Mercer	6	5-1
Mexico University	1	1-0
Miami (Fla.)	1	0-1
Michigan	7	3-4
Michigan State	2	0-2
Minnesota	6	4-2
Mississippi (Ole Miss)	84	51-33
Mississippi College	1	1-0
Mississippi State	67	35-32
Mississippi Valley State	6	6-0
Missouri	58	32-26
Missouri State	24	18-6
Missouri-Kansas City	1	1-0
Missouri-St. Louis	5	4-1
Missouri Western	1	1-0
Montana	1	1-0
Montana State	1	1-0
Montevallo	3	3-0
Morgan State	2	1-1
Mount St. Mary's	1	1-0
Murray State	6	4-2
Nebraska	8	6-2
New Mexico State	3	3-0
New York University	3	0-3
Nicholls State	1	1-0
North Carolina	10	3-7
North Carolina A&T	3	3-0
North Carolina Central	1	1-0
North Carolina-Greensboro	1	1-0
North Carolina State	1	0-1
North Dakota State	1	1-0
North Florida	2	2-0
North Texas	16	16-0
Northeastern (Okla.) State	24	24-0
Northeastern Illinois	1	1-0
Northern Arizona	1	1-0
Northern Iowa	1	1-0
Northern Kentucky	1	1-0
Northwestern (La.) State	11	10-1
Northwestern Oklahoma State	1	1-0
Notre Dame	1	1-0
Oakland	2	2-0
Ohio State	3	2-1
Oklahoma	29	16-13
Oklahoma City	12	8-4
Oklahoma State	53	15-38
Oral Roberts	14	12-2
Oregon	4	3-0
Oregon State	1	0-1
Ouachita Baptist	1	1-0
Penn	1	1-0
Penn State	1	1-0
Pepperdine	1	1-0
Pittsburg (Kan.) State	24	16-8
Pittsburgh	4	2-2
Portland State	1	1-0
Prairie View A&M	1	1-0
Princeton	1	1-0

Opponent	Meetings	Record
Providence	4	2-2
Purdue	2	1-1
Quincy College	1	1-0
Radford	1	1-0
Rice	144	103-41
Rider College	1	1-0
Robert Morris	1	1-0
Rockhurst	4	4-0
St. John's	2	1-1
Saint Louis	10	3-7
Saint Peter's	2	2-0
Sam Houston State	4	4-0
Samford	3	3-0
San Diego State	2	2-0
San Francisco	2	2-0
San Francisco State	1	0-1
Santa Clara	1	1-0
Savannah State	2	2-0
Seton Hall	2	2-0
Siena	1	1-0
SIU-Edwardsville	1	1-0
South Alabama	7	6-1
South Carolina	37	22-15
South Dakota	2	2-0
Southeast Missouri State	9	8-1
Southeastern Louisiana	5	5-0
Southeastern (Okla.) State	11	9-2
Southern (La.)	3	3-0
Southern Colorado	1	1-0
Southern California	3	0-3
Southern Illinois	6	4-2
SMU	155	96-59
Southern Mississippi	6	5-1
Southern Utah	2	2-0
Southwestern (Kan.) State	1	0-1
Southwestern (Tenn.)	1	1-0
Stanford	2	0-2
Stephen F. Austin	5	5-0
St. Joseph's (Pa.)	1	1-0
Syracuse	2	1-1
Tennessee	46	22-24
Tennessee-Chattanooga	1	1-0
Tennessee-Martin	3	3-0
Tennessee State	3	3-0
Tennessee Tech	1	1-0
Texas	155	87-68
Texas-Arlington	9	9-0
Texas-Pan American	2	2-0
Texas-San Antonio	6	6-0
Texas A&M	164	105-59
Texas Christian	143	105-38
Texas Southern	7	7-0
Texas State	4	4-0
Texas Tech	80	40-40
Texas Wesleyan	1	1-0
Toledo	1	1-0
Troy	5	4-1
Tulane	5	5-0
Tulsa	61	37-24
UCLA	3	1-2
UNLV	3	1-2
U.S. International	1	1-0
USC Upstate	1	1-0
Utah	1	0-1
Utah State	1	0-1
Utah Valley	2	2-0
Valparaiso	1	1-0
Vanderbilt	42	29-13
Vermont	1	1-0
Villanova	3	0-3
Virginia	7	3-4
Virginia Commonwealth	1	1-0
Virginia Military	3	2-1
Wabash	1	1-0
Wake Forest	8	3-5
Washburn	1	0-1
Washington (Mo.)	2	2-0
Washington State	1	0-1
Weber State	2	2-0
West Virginia	2	2-0
Western Carolina	2	1-1
Western Illinois	3	3-0
Westminster (Pa.)	1	0-1
West Texas State	3	2-1
Western Kentucky	8	4-4
Wichita State	2	1-1
Winthrop	1	1-0
Wisconsin	1	0-1
Wisconsin-Milwaukee	1	1-0
Wisconsin-Parkside	1	1-0
Wofford	2	2-0
Wyoming	3	2-1

ALL-TIME SERIES RESULTS

(Ark Rank/Opp Rank)

Abilene Christian

Arkansas leads.....1-0
Home:.....1-0
12/20/20 W 85-72 H

Air Force

Series Tied.....1-1
Away:.....0-1
Neutral:.....1-0
12/08/75 L 59-58 A
11/27/76 W 72-54 N (LR)

Akron

Arkansas trails.....0-1
Home:.....0-1
11/18/15 L 88-80 H

Alabama

Arkansas leads.....36-30 SEC: 29-27
(Arkansas joined SEC in '91-92)
Home:.....20-6 SEC: 20-6
Away:.....8-22 SEC: 8-20
Neutral:.....8-2 SEC: 1-1
01/21/48 W 42-35 N (Memphis)
12/27/49 W 41-33 N (Okla. City)
12/28/50 W 46-34 N (Okla. City)
12/28/54 L 84-67 N (Houston)
12/21/60 W 83-76 N (LR)
1967-68 L 82-65 A
1968-69 W 52-48 N (LR)
12/10/86 20/18 L 87-76 A
12/23/87 W 80-55 N (LR)
03/21/91 2/19 W 93-70 N (Charlotte)
01/08/92 13/16 L 65-63 A
02/22/92 10/14 W 90-87 H
03/14/92 6/17 L 90-89 N (Birmingham)
01/12/93 9/- W 74-66 H
02/13/93 14/- L 93-82 A
01/08/94 1/- L 66-64 A
02/16/94 1/- W 102-81 H
01/24/95 9/- L 88-70 H
02/15/95 10/18 W 86-80 A
03/11/95 5/20 W 69-58 N (Atlanta)
01/23/96 W 71-63 A
02/28/96 L 98-89 H
01/15/97 W 72-68 A
02/26/97 W 73-53 H
01/24/98 18/- W 77-70 H
02/28/98 12/- L 65-63 A
01/20/99 22/- L 67-60 H
02/27/99 L 84-79 A
01/19/00 L 73-64 A
02/09/00 W 81-66 H
01/20/01 -15 W 87-58 H
02/28/01 -20 W 66-63 A
01/30/02 -7 L 109-94 A
02/20/02 -5 W 67-59 H
01/08/03 -4 L 61-51 H
02/05/03 -22 W 81-70 H
01/14/04 L 81-65 A
03/03/04 L 72-68 (OT) H
01/11/05 -21 L 64-61 H
02/16/05 -16 L 72-63 A
01/18/06 L 78-75 (OT) A
02/21/06 W 65-63 H
01/06/07 -8 W 88-61 H
01/27/07 -12 W 63-57 H
01/13/08 W 71-67 (OT) H
02/27/08 L 59-56 A
01/29/09 W 89-80 H
02/25/09 L 88-67 A
01/16/10 W 71-59 H
02/13/10 L 73-68 A
01/15/11 W 70-65 H
02/19/11 L 69-56 A
01/28/12 L 72-66 A
02/23/12 L 79-68 H
01/31/13 L 59-56 A
02/05/14 W 65-58 H
03/08/14 L 83-58 A
01/22/15 W 93-91 (OT) H
03/02/16 W 62-61 A
02/01/17 W 87-68 H
02/24/18 W 76-73 H
03/09/19 W 82-70 H
02/01/20 W 82-78 A
01/16/21 -24 L 90-59 H
02/24/21 20/6 W 81-66 A
02/12/22 L 68-67 A



Alabama A&M

Arkansas leads.....1-0
Home:.....1-0
12/22/12 W 95-68 N (NLR)

Alabama-Birmingham (UAB)

Arkansas leads.....2-2
Home:.....1-2
Away:.....1-0
01/27/90 6/- W 109-95 A
01/30/91 2/- W 104-72 H
01/02/10 -24 L 73-72 H
11/26/10 L 70-65 (OT) N (NLR)

Alabama State

Arkansas leads.....8-0
Home:.....6-0
Neutral:.....2-0
12/15/82 13/- W 108-65 H
12/21/83 W 86-80 H
12/01/85 W 87-69 N (LR)
12/02/91 11/- W 96-80 N (PB)
12/31/97 23/- W 103-48 H
11/17/98 19/- W 73-43 H
12/16/09 W 76-51 H
11/16/14 W 97-79 H

Alaska-Anchorage

Arkansas leads.....1-0
Neutral:.....1-0
01/07/81 W 92-58 N (PB)

Albright (Pa.)

Albright leads.....1-0
Away:.....0-1
12/29/43 L 47-40 A

Alcorn State

Arkansas leads.....4-0
Home:.....4-0
12/15/87 W 101-55 H
12/02/95 W 116-75 H
12/28/99 W 102-59 H
11/13/09 W 130-68 H
12/15/12 W 97-59 H

American University (PR)

Arkansas trails.....0-1
Away:.....0-1
12/24/97 12/- L 64-59 A

Appalachian State

Series tied.....1-1
Home:.....1-0
Neutral:.....0-1
12/22/07 L 74-67 N (NLR)
11/20/09 W 81-72 (OT) H

Arizona

Arkansas leads.....6-2
Home:.....2-1
Away:.....1-0
Neutral:.....3-1
03/10/49 W 65-44 H
12/24/52 W 68-51 N (Dallas)
12/29/66 W 65-61 N (Los Angeles)
11/23/90 2/3 L 89-77 N (New York)
12/21/91 19/2 W 65-59 H
12/06/92 -9 W 86-80 A
04/02/94 2/9 W 91-82 N (Charlotte)
11/17/95 16/19 L 83-73 H

Arizona State

Series tied.....1-1
Neutral:.....1-1
03/17/91 2/- W 97-90 N (Atlanta)
11/23/12 L 83-68 N (Las Vegas)

Arkansas State

Arkansas leads.....5-0
Home:.....3-0
Away:.....1-0
Neutral:.....1-0
1924-25 W 31-9 H
1925-26 W 32-14 H
1926-27 W 42-12 H
01/22/48 W 76-59 A
03/13/87 W 67-64 H (NIT)

Arkansas Tech

Arkansas leads.....1-0
Home:.....1-0
11/28/50 13/- W 50-45 H



Auburn	
Arkansas leads.....	37-20 SEC: 37-19
(Arkansas joined SEC in '91-92)	
Home.....	23-5 SEC: 23-5
Away.....	13-14 SEC: 13-14
Neutral.....	1-1 SEC: 1-0
N (Okla. City) H	
12/28/67	L 65-58
01/04/92	16/- W 110-92
02/26/92	9/- W 82-74
01/23/93	8/- W 100-89
03/06/93	13/- L 81-80
01/15/94	4/- W 117-105
02/26/94	1/- W 91-81
01/14/95	5/- L 104-90
03/04/95	7/- W 68-66
01/06/96	L 101-76
02/17/96	W 87-77
01/08/97	W 56-55
02/11/97	W 75-42
01/21/98	18/- W 79-65
02/21/98	16/- W 107-83
01/06/99	18/14 L 83-66
02/24/99	-/2 W 104-88
02/05/00	-/10 L 73-55
03/05/00	-/19 W 64-55
03/12/00	W 75-67
01/17/01	W 82-72
02/14/01	L 71-63
01/05/02	W 83-77
02/02/02	W 62-60
01/11/03	L 52-37
03/05/03	L 69-54
01/21/04	L 70-63
02/04/04	W 74-52
01/22/05	W 95-59
03/05/05	L 77-64
01/21/06	W 68-52
02/11/06	W 84-64
02/07/07	W 65-57
02/21/07	L 67-59
01/10/08	W 76-70
03/08/08	W 77-64
01/24/09	L 73-51
02/11/09	L 75-62
02/06/10	W 82-79 (OT)
02/20/10	L 92-83
01/25/11	W 73-64
02/26/11	W 57-55
01/25/12	W 56-53
02/25/12	W 77-71
01/16/13	W 88-80 (2OT)
02/13/13	W 83-75
01/25/14	W 86-67
02/10/15	24/- W 101-87
02/17/16	L 90-86
02/25/17	W 79-68
01/06/18	22/- L 88-77
02/27/18	-/14 W 91-82
02/20/19	L 79-56
02/04/20	-/11 L 79-76 (OT)
12/30/20	W 97-85
01/20/21	W 75-73
02/08/22	-/1 W 80-76 (OT)

Austin Peay	
Arkansas leads.....	5-0
Home.....	5-0
12/30/83	W 68-63
12/17/08	W 89-80
12/03/16	W 99-62
12/28/18	W 76-65
12/03/19	W 69-61

Baylor	
Arkansas leads.....	96-48
Home.....	53-11
Away.....	37-32
Neutral.....	6-5
02/18/24	L 33-29
02/19/24	W 28-14
01/23/25	W 39-14
01/24/25	W 23-14
01/22/26	W 22-9
01/23/26	W 19-14
02/03/28	W 59-21
02/04/28	W 34-21
1928-29	W 59-24
1928-29	W 71-23
1929-30	W 30-23
1929-30	W 27-21
02/13/31	L 29-27
02/14/31	W 29-25
02/05/32	L 34-28
02/06/32	W 42-31
02/24/33	W 34-19
02/25/33	W 39-30
02/02/34	W 31-29
02/03/34	L 31-20

1934-35	W 37-27	H
1934-35	W 48-30	H
02/14/36	W 44-26	A
02/13/36	W 39-14	A
01/08/37	L 25-22	H
01/09/37	W 42-24	H
02/19/38	L 54-47	A
02/21/38	W 54-45	A
02/03/39	W 46-38	H
02/04/39	W 40-36	H
01/19/40	L 40-24	A
01/20/40	L 47-39	A
02/07/41	W 62-48	H
02/08/41	W 36-31	H
02/06/42	W 53-43	H
01/19/40	L 40-24	A
02/07/42	W 50-45	H
02/05/43	W 68-25	H
02/06/43	W 40-38	H
02/04/44	W 45-28	A
02/05/44	W 36-34	A
01/05/45	W 94-28	H
01/06/45	W 90-30	H
01/11/46	W 49-37	A
01/12/46	L 40-28	A
02/07/47	W 55-50	H
02/08/47	W 68-57	H
02/06/48	L 42-38	A
02/07/48	L 55-47	A
01/05/49	L 41-37	H
02/05/49	W 52-46	H
01/28/50	L 60-49	N (LR)
02/04/50	L 52-42	A
01/20/51	W 69-55	H
02/17/51	W 55-44	A
12/29/51	W 58-44	N (Dallas)
01/14/52	W 54-38	H
02/19/52	L 44-39	H
12/30/52	W 59-54	A (Dallas)
01/19/53	W 49-47	H
02/21/53	L 74-68	A
01/11/54	L 63-59	H
02/16/54	W 73-51	H
01/15/55	W 73-63	H
02/07/55	W 75-72	H
12/29/55	L 63-67	N (Houston)
01/17/56	W 85-64	A
02/17/56	W 36-31	A
01/12/57	L 52-51	H
2/23/57	L 67-61	A
01/06/58	W 68-53	A
03/01/58	W 79-55	H
12/28/58	W 60-57	N (Houston)
01/31/59	L 64-58	A
02/17/59	W 59-53	H
12/28/59	W 71-66	N (Houston)
01/09/60	W 90-83 (2OT)	A
02/29/60	W 83-74	A
01/31/61	W 74-58	H
02/24/61	W 70-48	H
02/06/62	L 76-60	A
02/26/62	W 76-75	H
02/09/63	W 75-65	H
02/23/63	W 67-61	A
02/01/64	W 74-70	H
02/15/64	W 73-61	A
01/16/65	L 84-75	A
02/16/65	W 78-73	H
02/05/66	W 78-59	H
02/10/66	L 82-71	A
01/12/67	L 65-53	H
03/02/67	L 68-55	H
01/19/68	L 80-69	H
02/27/68	L 71-64	A
01/28/69	L 74-72	H
03/01/69	L 66-54	A
01/24/70	L 110-76	A
02/10/70	W 76-75	H
02/09/71	L 92-91	A
03/02/71	L 110-111 (OT)	A
02/28/72	L 93-84	A
02/29/72	W 131-109	H
01/23/73	L 76-70	H
02/17/73	W 76-74	A
01/29/74	L 94-68	A
02/23/74	W 92-62	H
02/01/75	L 73-69	A
03/08/75	W 83-64	H
01/26/76	L 84-81	A
02/24/76	W 86-64	H
01/29/77	15/- W 68-59	A
02/10/77	13/- W 77-57	H
01/23/78	6/- W 56-55 (OT)	A
02/13/78	1/- W 82-56	H
01/22/79	11/- L 70-67	H
02/12/79	14/- W 71-62	A
01/15/80	W 71-57	H
02/07/80	W 70-51	A
01/17/81	L 67-58	A
02/10/81	W 67-50	H

01/19/82	15/- W 70-58	H
02/11/82	8/- L 56-55 (OT)	A
01/08/83	10/- W 65-60	H
02/07/83	9/- W 81-66	A
01/01/84	W 57-50	A
02/04/84	W 63-44	H
01/30/85	W 64-57 (OT)	A
03/02/85	W 106-71	H
01/27/86	W 81-76 (OT)	H
02/26/86	L 65-64	A
01/22/87	L 63-62	A
02/21/87	W 71-67	H
01/20/88	W 70-62	H
02/20/88	L 58-57	A
03/12/88	L 74-73	N (Dallas)
01/21/89	W 88-58	H
02/22/89	W 89-54	A
01/10/90	12/- W 99-84	H
02/10/90	3/- L 82-77	A
03/10/90	9/- W 115-75	N (Dallas)
01/26/91	2/- W 73-68	A
02/26/91	3/- W 106-74	H
01/05/08	W 85-78	N (Dallas)
12/30/09	L 70-47	N (NLR)
03/29/21	10/3 L 81-72	N (Indianapolis)

Bethune-Cookman		
Arkansas leads.....	3-0	
Home.....	3-0	
12/18/89	7/- W 91-61	H
12/04/91	11/- W 128-46	H
11/20/97	18/- W 108-42	H

Biscayne		
(* - now known as St. Thomas University)		
Arkansas leads.....	1-0	
Neutral.....	1-0	
12/19/81	9/- W 91-61	N (LR)

Boise State		
Arkansas leads.....	1-0	
Home.....	1-0	
12/12/75	W 72-56	H

Brigham Young		
Arkansas trails.....	0-1	
Neutral.....	0-1	
12/26/47	L 68-58	N (Los Angeles)

Bucknell		
Series tied.....	1-1	
Home.....	1-0	
Neutral.....	0-1	
03/17/06	L 59-55	N (Dallas)
11/12/17	W 101-73	H

Butler		
Arkansas trails.....	0-2	
Away.....	0-1	
Neutral.....	0-1	
01/02/31	L 31-21	A
03/16/18	L 79-62	N (Detroit)

California		
Arkansas trails.....	1-2	
Away.....	0-1	
Neutral.....	1-1	
12/30/86	W 74-58	N (Honolulu)
11/25/13	L 85-77	N (Maui)
03/24/14	L 75-64	A (NIT)

California-Davis		
Arkansas leads.....	2-0	
Home.....	2-0	
11/20/08	W 68-59	H
11/12/18	W 81-58	H

Cal-Santa Barbara		
Arkansas trails.....	0-1	
Away.....	0-1	
12/01/73	L 109-80	A

Cal State-Bakersfield		
Arkansas leads.....	1-0	
Home.....	1-0	
12/27/17	W 95-68	H

Cal State-Fullerton		
Arkansas leads.....	1-0	
Neutral.....	1-0	
03/18/78	W 61-58	N (Albuquerque, N.M.)

Cal State-Hayward		
(* - now known as Cal State Univ. East Bay)		
Arkansas leads.....	1-0	
Home.....	1-0	
11/29/76	W 89-59	H

Canisius (N.Y.)		
Arkansas trails.....	0-1	
Away.....	0-1	
12/11/48	L 60-51	A

Centenary		
Arkansas leads.....	22-4	
Home.....	13-3	
Away.....	6-1	
Neutral.....	3-0	
1/29/26	W 69-21	H
1/30/26	W 43-9	H
12/15/59	W 75-55	H
12/17/60	W 71-61	H
12/13/65	W 90-61	A
12/12/66	L 81-80	H
12/11/67	W 85-65	N (LR)
12/19/67	W 90-82	N (LR)
12/09/68	W 64-61	N (LR)
12/17/68	W 79-50	N (LR)
12/28/68	W 56-48	N (LR)
12/19/70	W 71-61	A
01/04/73	L 80-72	H
01/03/74	L 98-96	H
01/07/75	L 74-72	A
12/16/78	W 77-57	H
12/03/78	W 65-53	H
12/08/79	W 70-62	A
12/16/80	19/- W 78-64	H
12/12/81	11/- W 87-60	H
12/04/82	16/- W 79-51	H
12/06/94	3/- W 121-94	H
12/18/97	13/- W 61-48	H
12/30/99	W 73-55	N (NLR)
11/28/00	25/- W 88-57	H
12/28/02	W 75-51	H

Central Arkansas *		
* - known as Arkansas St. Normal School in 1923-24		
* - known as Arkansas St. Teachers College 1925-67		
Arkansas leads.....	8-0	
Home.....	5-0	
Away.....	3-0	
01/11/24	W 62-27	H
01/12/24	W 34-14	H
12/19/33	W 54-30	A
12/23/35	W 42-38	A
12/24/35	W 66-27	A
02/01/47	W 59-39	H
12/12/20	W 100-75	H
12/01/21	10/- W 97-60	H

Central Florida (UCF)		
Arkansas leads.....	1-0	
Neutral.....	1-0	
11/24/84	17/- W 59-45	N (PB)

Central Michigan		
Arkansas leads.....	1-0	
Home.....	1-0	
12/05/06	W 75-59	H

Central Missouri College		
(* - now known as Central Methodist)		
Arkansas leads.....	1-0	
Home.....	1-0	
11/27/51	W 52-42	H

Central Missouri		
Arkansas leads.....	3-0	
Neutral.....	3-0	
1937-38	W 43-36	N (Oklahoma City)
1939-40	W 60-46	N (Oklahoma City)
1941-42	W 44-36	N (Oklahoma City)

Central Oklahoma State		
Arkansas leads.....	2-0	
Home.....	2-0	
12/17/41	W 43-23	H
12/18/41	W 42-25	H

Chaminade		
Arkansas leads.....	1-0	
Neutral.....	1-0	
11/26/91	2/- W 99-84	N (Maui)

Charleston Southern *	
------------------------------	--

Series Results Versus All Opponents

Creighton
 Series tied.....1-1
 Away.....0-1
 Neutral.....1-0
 12/17/32 L 29-28 A
 12/29/62 W 73-61 N (Oklahoma City)

Culver-Stockton (Mo.)
 Arkansas leads.....1-0
 Home.....1-0
 12/08/47 W 68-36 H

Dayton
 Arkansas leads.....2-1
 Home.....1-0
 Away.....0-1
 Neutral.....1-0
 03/17/90 7/- W 86-84 N (Austin)
 12/13/14 W 69-55 H
 12/30/15 L 85-81 (OT) A

Delaware State
 Arkansas leads.....6-0
 Home.....5-0
 Neutral.....1-0
 12/26/89 11/- W 117-75 N (LR)
 12/11/93 1/- W 123-66 H
 11/24/07 W 89-67 H
 12/07/09 W 71-53 H
 01/05/13 W 86-51 H
 11/21/14 W 99-71 H

Denver University
 Arkansas leads.....1-0
 Neutral.....1-0
 12/27/44 W 50-36 N (Oklahoma City)

DePaul
 Arkansas trails.....0-1
 Neutral.....0-1
 01/01/44 L 59-30 N (Buffalo)

Drake
 Arkansas leads.....1-0
 Home.....1-0
 12/14/36 W 31-22 H

Drury College
 Arkansas leads.....10-1
 Home.....7-0
 Away.....3-1
 12/21/27 W 39-20 A
 1928-29 W 52-25 H
 1928-29 W 42-22 H
 01/02/30 L 28-25 A
 01/01/32 W 45-26 A
 01/16/32 W 35-14 H
 12/16/38 W 44-21 H
 12/17/38 W 27-19 H
 12/13/40 W 62-17 H
 12/14/40 W 46-20 H
 12/17/42 W 42-29 A

Duke
 Arkansas leads.....2-2
 Neutral.....2-2
 03/31/90 7/15 L 97-83 N (Denver)
 11/21/90 2/6 W 98-88 N (New York)
 04/04/94 2/6 W 76-72 N (Charlotte)
 03/26/22 17/9 L 78-69 N (San Francisco)

East Central Oklahoma
 Arkansas leads.....3-0
 Home.....2-0
 Away.....1-0
 1934-35 W 50-21 A
 1941-42 W 54-28 N (Oklahoma City)
 12/09/42 W 50-35 H

Eastern Kentucky
 Arkansas leads.....2-0
 Home.....1-0
 Neutral.....1-0
 12/20/80 19/- W 80-74 N (LR)
 12/20/11 W 71-57 H

Eastern Michigan
 Arkansas leads.....1-0
 Neutral.....1-0
 11/22/04 W 82-64 N (St. Thomas, V.I.)

Eastern New Mexico
 Arkansas leads.....1-0
 Home.....1-0
 12/30/75 W 102-55 H

East Tennessee State
 Series tied.....1-1
 Home.....1-1
 12/05/83 W 79-50 H
 11/27/09 L 94-85 H

Elon
 Arkansas leads.....2-0
 Home.....2-0
 12/29/01 W 96-52 H
 12/21/21 W 81-55 H

Evensville
 Arkansas leads.....1-0
 Home.....1-0
 12/08/15 W 89-76 H

Florida
 Arkansas trails.....14-26 SEC: Same
 (Arkansas joined the SEC in '91-92)
 Home.....9-7 SEC: Same
 Away.....3-14 SEC: Same
 Neutral.....2-5 SEC: Same
 01/22/92 9/- W 75-62 H
 02/06/93 17/- W 74-66 A
 02/12/94 3/20 W 99-87 A
 02/28/94 7/- W 94-85 A
 01/03/96 W 75-60 H
 01/05/97 L 75-62 A
 01/14/98 22/- W 89-84 H
 02/16/99 -/23 L 74-61 A
 03/05/99 22/21 W 75-74 N (Atlanta)
 02/15/00 -/11 L 80-71 H
 02/10/01 -/8 L 73-63 H
 01/26/02 -/5 W 94-92 (OT) H
 02/01/03 -/4 L 77-66 A
 02/28/04 L 73-68 H
 01/08/05 L 82-74 A
 02/18/06 -/10 W 85-81 (OT) H
 03/10/06 -/16 L 74-71 N (Nashville)
 01/09/07 -/2 L 79-72 A
 03/11/07 -/6 L 77-56 N (Atlanta)
 02/02/08 -/20 W 80-61 H
 01/17/09 L 80-65 A
 03/12/09 L 73-58 N (Tampa)
 01/21/10 L 71-66 A
 01/22/11 L 75-43 H
 02/18/12 -/14 L 98-68 H
 02/05/13 -/2 W 80-69 H
 02/23/13 -/5 L 71-54 A
 01/11/14 -/10 L 84-82 (OT) H
 01/31/15 L 57-56 A
 02/03/16 L 87-83 A
 03/10/16 L 68-61 N (Nashville)
 12/09/16 -/25 L 81-72 H
 03/01/17 -/12 L 78-65 A
 01/17/08 L 88-73 A
 03/09/18 -/23 W 80-72 N (St. Louis)
 01/09/19 L 57-51 H
 03/14/19 L 66-50 N (Nashville)
 02/18/20 L 73-59 H
 02/16/21 24/- W 75-64 A
 02/22/22 18/- W 82-74 A

Florida A&M
 Arkansas leads.....4-0
 Home.....4-0
 12/1/94 W 97-57 H
 11/29/08 W 86-61 H
 02/16/11 W 94-55 H
 11/20/12 W 89-60 H

Florida Gulf Coast (FGCU)
 Arkansas leads.....1-0
 Home.....1-0
 11/22/10 W 90-47 H

Florida International (FIU)
 Arkansas leads.....1-0
 Home.....1-0
 12/01/18 W 121-89 H

Florida State
 Series tied.....1-1
 Away.....1-0
 Neutral.....0-1
 01/18/89 L 112-105 (OT) N (LR)
 01/21/91 2/- W 109-92 A

Fordham
 Series tied.....1-1
 Neutral.....1-1
 12/29/67 L 80-73 N (Oklahoma City)
 11/25/83 14/- W 62-61 N (Anchorage)

Fort Wayne
 Arkansas leads.....1-0
 Away.....1-0
 2016-17 W 92-83 H

Fresno State
 Arkansas leads.....2-0
 Home.....1-0
 Neutral.....1-0
 11/29/97 -/12 W 70-69 N (Phoenix)
 11/17/17 W 83-75 H

Gardner-Webb
 Arkansas leads.....2-0
 Home.....2-0
 11/27/04 W 79-63 H
 11/13/21 16/- W 86-69 H

Georgetown
 Series tied.....2-2
 Away.....0-1
 Neutral.....2-1
 02/03/85 -/2 L 56-39 A
 03/20/94 2/- W 85-73 N (Oklahoma City)
 11/27/94 1/14 W 97-79 N (Memphis)
 03/15/01 -/21 L 63-61 N (Boise, Idaho)

Georgia
 Arkansas leads.....25-16 SEC: Same
 (Arkansas joined the SEC in '91-92)
 Home.....12-3 SEC: Same
 Away.....7-10 SEC: Same
 Neutral.....6-3 SEC: Same
 02/18/92 10/- L 87-78 A
 03/13/92 6/- W 73-60 N (Birmingham)
 01/30/93 16/- W 97-79 H
 03/12/93 14/- W 65-60 N (Lexington)
 02/22/94 1/- W 74-65 A
 03/11/94 1/- W 95-83 N (Memphis)
 1/18/95 9/- W 84-82 H
 02/25/96 L 71-59 A
 02/15/97 W 79-74 H
 03/07/97 L 65-63 N (Memphis)
 02/10/98 12/- L 86-70 A
 01/16/99 24/- W 82-79 H
 01/12/00 W 74-54 A
 03/09/00 W 71-64 N (Atlanta)
 03/03/01 W 82-67 H
 01/23/02 -/15 L 81-67 A
 01/18/03 -/20 L 81-64 A
 01/31/04 L 71-50 A
 02/09/05 W 62-47 H
 03/05/06 W 74-57 A
 03/09/06 W 80-67 N (Nashville)
 01/17/07 L 67-64 H
 01/19/08 L 82-69 A
 03/16/08 L 66-57 N (Atlanta)
 03/01/09 W 89-67 H
 02/03/10 W 72-68 A
 03/11/10 L 77-64 N (Nashville)
 02/02/11 L 60-59 H
 02/08/12 L 81-59 A
 02/21/13 W 62-60 H
 01/18/14 L 66-61 (OT) A
 03/01/14 W 87-75 H
 01/06/15 23/- W 79-75 A
 03/14/15 21/- W 60-49 N (Nashville)
 01/23/16 L 76-73 (OT) A
 03/04/17 W 85-67 H
 01/23/18 W 80-77 (2OT) H
 01/29/19 W 70-60 H
 02/29/20 L 99-89 A
 01/09/21 W 99-69 H
 02/02/22 W 99-73 A

Georgia Southern
 Arkansas leads.....1-0
 Home.....1-0
 12/01/71 W 93-91 H

Georgia State
 Arkansas leads.....2-0
 Home.....1-0
 Neutral.....1-0
 12/13/72 W 70-39 H
 03/15/91 2/- W 117-76 N (Atlanta)

Georgia Tech
 Arkansas trails.....2-5
 Home.....0-1
 Away.....1-2
 Neutral.....1-2
 12/30/61 W 72-42 N (Greenville, S.C.)
 01/29/65 L 93-83 A
 01/28/66 L 88-75 A
 12/26/84 L 72-52 N (Honolulu)
 11/26/15 L 83-73 N (Brooklyn)
 12/19/18 L 69-65 H
 11/25/19 W 62-61 (OT) A

Gonzaga
 Series Tied.....1-1
 Neutral.....1-1
 11/27/13 -/11 L 91-81 N (Maui)
 03/24/22 17/1 W 76-68 N (San Francisco)

Grambling State
 Arkansas leads.....5-0
 Home.....4-0
 Neutral.....1-0
 11/28/86 W 84-65 N (PB)
 12/31/00 W 121-66 H
 11/25/03 W 64-46 H
 11/28/10 W 75-52 H
 11/26/11 W 86-44 H

Hardin-Simmons
 Arkansas leads.....3-1
 Home.....3-0
 Away.....0-1
 12/12/64 W 68-63 H
 12/05/70 L 112-96 A
 01/17/71 W 110-101 H
 12/06/16 4/- W 86-55 H

Hartford
 Arkansas leads.....1-0
 Home.....1-0
 12/23/04 W 87-55 H

Hawai'i
 Arkansas leads.....2-0
 Away.....2-0
 12/01/77 W 79-60 A
 12/02/77 W 78-53 A

Hendrix
 Arkansas leads.....8-0
 Home.....8-0
 02/08/24 W 28-18 H
 02/09/24 W 39-21 H
 01/09/25 W 40-16 H
 01/10/25 W 34-25 H
 01/08/26 W 43-25 H
 01/09/26 W 39-21 H
 01/20/28 W 69-30 H
 01/21/28 W 50-24 H

High Point
 Arkansas leads.....1-0
 Home.....1-0
 12/28/13 W 89-48 H

Hofstra
 Arkansas leads.....2-1
 Home.....1-0
 Neutral.....1-1
 12/12/74 W 63-58 H
 01/04/78 3/- W 95-70 N (PB)
 12/18/21 24/- L 89-81 N (NLR)

Holy Cross
 Arkansas leads.....1-0
 Neutral.....1-0
 03/18/93 W 94-64 N (Winston-Salem, N.C.)

Houston
 Arkansas leads.....22-18
 Home.....14-4
 Away.....6-13
 Neutral.....2-1
 01/15/76 L 72-71 A
 01/12/76 W 92-47 H
 01/08/77 18/- W 81-70 H
 02/05/77 14/- W 82-80 A
 03/05/77 7/- W 80-74 A
 01/18/78 3/- W 84-65 H
 02/18/78 1/- L 84-75 A
 03/04/78 4/- L 70-69 A
 01/06/79 14/- W 62-61 A
 02/17/79 11/- W 78-58 H
 01/19/80 W 60-57 H
 02/09/80 L 90-84 (3OT) A

01/19/81 L 57-54 A
 02/14/81 W 70-55 H
 01/23/82 15/19 W 67-66 H
 02/13/82 8/- L 55-53 A
 03/06/82 14/- W 84-69 N (Dallas)
 01/22/83 4/14 L 75-60 A
 03/03/83 5/1 L 74-66 H
 02/25/84 11/3 L 64-61 A
 03/04/84 12/2 W 73-68 H
 03/11/84 8/5 L 57-56 N (Dallas)
 01/19/85 L 78-73 A
 02/20/85 W 73-59 H
 01/15/86 L 87-85 (OT) H
 02/15/86 L 93-83 A
 01/17/87 L 60-55 A
 02/11/87 L 57-54 H
 01/30/88 W 71-62 H
 03/03/88 L 82-77 A
 02/01/89 W 88-87 A
 03/06/89 W 107-79 H
 01/03/90 14/- W 100-89 A
 01/22/90 6/- W 82-78 H
 03/11/90 9/- W 96-84 N (Dallas)
 01/06/91 2/- W 95-79 H
 02/07/91 2/- W 81-74 A
 11/18/11 L 87-78 H
 12/06/16 W 84-72 H
 12/02/17 L 91-65 A

Idaho State
 Arkansas trails.....0-2
 Neutral.....0-2
 12/30/67 L 77-75 N (Oklahoma City)
 12/28/71 L 88-73 N (Logan, Utah)

Illinois
 Arkansas trails.....0-5
 Away.....0-1
 Neutral.....0-4
 12/14/49 L 65-53 A
 12/08/01 -/5 L 94-91 N (Chicago)
 12/07/02 -/25 L 62-58 N (NLR)
 12/06/03 -/11 L 84-61 N (Chicago)
 12/04/04 -/3 L 72-60 N (NLR)

Illinois State
 Arkansas trails.....0-1
 Home.....0-1
 12/06/72 L 81-67 H

Indiana
 Series tied.....3-2
 Home.....1-0
 Away.....1-2
 Neutral.....1-0
 12/15/49 L 75-50 A
 03/02/08 W 86-72 N (Raleigh, N.C.)
 11/18/18 W 73-72 H
 03/23/19 L 63-60 A (NIT)
 12/29/19 W 71-64 H

Indiana State
 Arkansas leads.....3-2
 Home.....3-0
 Away.....0-1
 Neutral.....0-1
 12/11/72 W 80-75 H
 01/05/74 L 92-82 A
 01/03/76 W 91-71 H
 03/17/79 L 73-71 N (Cincinnati)
 03/18/14 W 91-71 H (NIT)

Iona
 Arkansas leads.....1-0
 Home.....1-0
 11/30/14 25/- W 94-77 H

Iowa
 Arkansas trails.....2-3
 Neutral.....2-3
 12/29/65 -/4 L 77-75 N (El Paso)
 12/28/84 L 71-52 N (Honolulu)
 03/14/85 W 63-54 N (Salt Lake City)
 12/30/94 3/- W 101-92 N (Honolulu)
 03/13/99 17/21 L 82-72 N (Denver)

Iowa State
 Arkansas trails.....1-4
 Away.....0-2
 Neutral.....1-2
 12/14/70 L 86-77 A
 12/23/71 L 96-93 N (LR)
 12/27/84 W 84-79 (OT) N (Honolulu)
 11/27/99 L 77-71 N (Hilo, Hawaii)
 12/04/14 18/20 L 95-77 A



ARKANSAS BASKETBALL RAZORBACK RECORDS

Jackson State	
Arkansas leads.....	12-0
Home.....	9-0
Neutral.....	3-0
12/29/90 2/-	W 126-88 N (LR)
12/28/91 15/-	W 89-66 N (LR)
12/21/92 10/-	W 123-76 N (PB)
12/18/93 1/-	W 96-80 H
11/30/94 4/-	W 103-87 H
12/30/95	W 86-77 H
11/22/96 16/-	W 127-74 H
11/21/97	W 97-71 H
11/15/98 19/-	W 83-72 H
12/04/99	W 98-60 H
11/22/00 24/-	W 107-78 H
11/22/02	W 81-44 H

Jacksonville State	
Arkansas leads.....	1-0
Home.....	1-0
12/29/04	W 73-67 H

Jacksonville University	
Arkansas leads.....	1-0
Neutral.....	1-0
11/29/03	W 85-65 N (LR)

Kansas	
Arkansas trails.....	5-8
Home.....	2-2
Away.....	1-4
Neutral.....	2-2
12/13/46	L 53-52 N (Kansas City)
12/01/61	L 85-74 A
12/03/62	W 64-62 (OT) H
12/04/63	L 73-60 A
12/01/64 -/18	L 65-60 H
12/01/65 -/8	L 81-52 A
12/01/66	L 73-57 H
12/18/76 19/-	W 67-63 A
12/22/77 4/16	W 78-72 N (LR)
12/21/85 -/6	L 89-78 A
12/06/86 -/6	W 103-86 H
03/23/91 2/12	L 93-81 N (Charlotte)
11/22/05	W 65-64 N (Maui)

Kansas State	
Arkansas trails.....	4-8
Home.....	2-1
Away.....	1-2
Neutral.....	1-5
12/14/46	L 56-41 N (Kansas City)
01/26/57	L 70-56 A
12/16/57 -/5	L 63-48 H
01/15/75	L 72-71 (2OT) A
12/20/76 19/-	W 80-65 H
12/30/79 19/-	L 66-57 N (PB)
03/06/80	L 71-53 N (Lincoln, Neb.)
12/27/80 17/-	L 47-46 (OT) N (Kansas City)
03/14/82 12/-	L 65-64 N (Dallas)
12/01/90 3/-	W 112-88 H
12/10/91 19/-	W 70-59 A
11/22/21 13/-	W 72-64 N (Kansas City)

Kent State	
Arkansas leads.....	1-0
Neutral.....	1-0
12/30/81 5/-	W 91-49 N (LR)

Kentucky	
Arkansas trails.....	13-33 SEC: 13-28
<i>(Arkansas joined SEC in '91-92)</i>	
Home.....	8-8 SEC: 8-8
Away.....	4-15 SEC: 4-13
Neutral.....	1-10 SEC: 1-8
12/18/45	L 62-46 A
12/13/48	L 76-39 A
01/02/50	L 57-53 N (LR)
03/25/78 5/1	L 64-59 N (St. Louis)
01/25/92 9/8	W 105-88 H
02/10/93 14/2	W 101-94 A
03/13/93 14/4	L 92-81 A
02/09/94 3/4	W 90-82 A
03/12/94 1/10	L 90-78 N (Memphis)
01/29/95 9/5	W 94-92 H
03/12/95 5/3	L 95-93 (OT) N (Atlanta)
02/11/96 -/2	L 88-73 A
03/09/96 -/1	L 95-75 N (New Orleans)
01/26/97 -/3	L 83-73 H
01/17/98 22/6	L 80-77 (OT) A
03/07/98 16/7	L 99-74 N (Atlanta)
02/20/99 -/6	W 74-70 H
03/07/99 22/14	L 76-63 N (Atlanta)
02/26/00 -/18	L 60-55 A
03/10/00 -/16	W 86-72 N (Atlanta)
02/25/01 -/13	W 82-78 H
03/10/01 -/15	L 87-78 N (Nashville)

02/23/02 -/12	L 71-58 A
02/19/03 -/2	L 66-50 H
02/18/04 -/9	L 73-56 A
01/29/05 -/6	L 68-67 H
01/29/06	L 69-67 A
02/03/07	L 82-74 H
02/23/08	L 63-58 A
02/14/09	L 79-63 H
01/23/10 -/2	L 101-70 H
02/23/11 -/22	W 77-76 (OT) A
01/17/12 -/22	L 86-63 H
03/02/13	W 73-60 H
01/14/14 -/13	W 87-85 (OT) H
02/27/14 -/17	W 71-67 (OT) A
02/28/15 18/1	L 84-67 H
03/15/15 21/1	L 78-63 N (Nashville)
01/21/16 -/23	L 80-66 H
01/07/17 -/6	L 97-71 A
03/12/17 -/8	L 82-65 N (Nashville)
02/20/18	L 87-72 H
02/26/19 -/4	L 70-66 H
01/18/20 -/10	L 73-66 A
02/09/21	W 81-80 A
02/26/22 18/6	W 75-73 H

Kentucky Wesleyan	
Arkansas trails.....	0-1
Neutral.....	0-1
12/19/69	L 76-75 N (Lafayette, La.)

Lamar	
<i>(then known as Lamar Tech)</i>	
Arkansas leads.....	1-0
Home.....	1-0
12/20/63	W 86-80 H

LaSalle	
Arkansas trails.....	0-1
Away.....	0-1
12/13/47	L 69-58 A

Lipscomb	
Arkansas leads.....	2-0
Home.....	2-0
12/20/04	W 83-54 H
12/05/20	W 86-50 H

Little Rock	
Arkansas leads.....	1-0
Home.....	1-0
12/04/21	W 73-78 H

Long Island	
Arkansas trails.....	0-1
Away.....	0-1
12/09/48	L 56-42 A

Longwood	
Arkansas leads.....	1-0
Home.....	1-0
11/18/12	W 112-63 H

Louisiana-Lafayette	
<i>(Known as Southwestern Louisiana until 1999)</i>	
Arkansas leads.....	2-1
Home.....	2-0
Away.....	0-1
11/30/63	W 71-65 A
12/20/69	L 94-85 H
11/15/13	W 76-63 H

Louisiana-Monroe	
<i>(Known as Northeast Louisiana until 1999)</i>	
Arkansas leads.....	8-1
Home.....	6-0
Neutral.....	2-1
01/05/80	W 74-51 N (PB)
12/18/82 13/-	W 89-76 H
12/31/90 2/-	W 114-92 N (PB)
12/30/92 9/-	L 87-78 N (LR)
11/15/95 16/-	W 75-67 H
11/28/98 21/-	W 92-70 H
11/25/00 24/-	W 99-59 H
12/31/04	W 85-43 H
12/29/07	W 85-60 H

Louisiana State (LSU)	
Arkansas leads.....	41-34 SEC: 37-29
<i>(Arkansas joined SEC in '91-92)</i>	
Home.....	22-8 SEC: 22-8
Away.....	13-19 SEC: 12-18
Neutral.....	6-7 SEC: 3-3
12/09/49	L 62-46 A
02/15/51	W 64-50 N (LR)
12/09/58	L 67-58 N (Shreveport)
12/21/61	W 84-81 (OT) N (Shreveport)

12/19/62	L 72-70 N (LR)
12/29/77 3/-	W 67-62 A
12/20/79 20/6	L 56-55 N (LR)
11/29/80 20/12	W 86-76 N (Anchorage)
03/20/81 20/4	L 72-56 N (New Orleans)
01/11/92 13/-	W 101-90 A
03/03/92 7/23	W 106-92 (OT) A
02/02/93 17/-	W 91-79 A
03/03/93 13/-	W 88-75 A
01/11/94 4/-	W 84-83 H
03/02/94 1/-	W 108-105 (OT) H
01/31/95 8/-	W 105-81 H
02/22/95 8/-	W 92-90 A
01/30/96	W 76-68 H
03/02/96	W 94-79 A
01/11/97	W 82-57 H
03/01/97	L 66-64 A
01/14/98 23/-	W 62-59 H
01/28/98 15/-	W 85-68 A
01/02/99 20/-	W 80-75 A
01/27/99 21/-	W 86-64 A
01/26/00	L 96-75 A
02/19/00 -/16	L 78-67 H
03/11/00 -/10	W 69-67 N (Atlanta)
01/27/01	W 59-52 A
02/17/01	W 87-70 H
03/09/01	W 77-72 N (Nashville)
01/13/02	L 75-69 A
02/16/02	L 67-63 H
01/22/03	W 73-65 H
02/22/03	L 75-56 A
03/13/03	L 85-56 N (New Orleans)
01/06/04	L 66-55 H
02/07/04	L 65-52 A
01/19/05	L 66-63 (OT) A
02/12/05	W 65-62 H
01/11/06	L 63-58 H
02/08/06	L 78-77 H
01/20/07 -/16	W 72-52 A
02/10/07	L 71-67 H
01/26/08	W 68-52 A
02/20/08	W 87-61 H
01/31/09	L 79-69 A
02/18/09 -/23	L 72-69 H
02/10/10	W 87-52 H
02/24/10	L 65-54 A
01/12/11	L 56-53 A
02/12/11	W 80-61 H
01/14/12	W 69-60 A
02/04/12	L 71-65 A
03/08/12	L 70-54 N (New Orleans)
02/27/13	L 65-60 A
02/01/14	L 57-61 A
02/15/14	W 81-70 H
03/07/15 18/-	L 81-78 H
01/16/16	L 76-74 A
02/23/16	W 85-65 H
01/21/17	W 99-86 H
02/11/17	W 78-70 H
01/10/18	L 75-54 A
02/03/18	L 94-86 A
01/12/19	L 94-88 (OT) H
02/02/19 -/19	W 90-89 A
01/08/20	L 79-77 H
03/04/20	W 99-90 A
01/13/21	L 92-76 A
02/27/21 20/-	W 83-75 H
03/13/21 8/-	L 78-71 N (Nashville)
01/15/22 -/12	W 65-58 H
03/02/22 14/-	W 77-76 A
03/11/22 15/-	W 79-67 N (Tampa)

Loyola-Chicago	
Arkansas trails.....	0-1
Home.....	0-1
12/27/62 -/3	L 81-62 A

Loyola-Marymount	
Arkansas leads.....	3-0
Home.....	1-0
Neutral.....	2-0
12/27/47	W 60-47 N (Los Angeles)
12/01/79	W 76-66 H
03/16/89	W 120-101 N (Indianapolis)

Loyola-New Orleans	
Arkansas leads.....	1-0
Neutral.....	1-0
12/30/65	W 67-57 N (El Paso)

MacMurray (Ill.)	
Arkansas leads.....	1-0
Home.....	1-0
01/04/75	W 100-66 H

Maine	
Arkansas leads.....	1-0
Home.....	1-0
11/12/01	W 64-47 H

Marist	
Arkansas leads.....	1-0
Neutral.....	1-0
11/24/06	W 73-64 N (Orlando)

Marquette	
Arkansas leads.....	1-0
Neutral.....	1-0
03/16/96 -/20	W 65-56 N (Providence, R.I.)

Maryland	
Arkansas trails.....	1-2
Home.....	1-0
Away.....	0-1
Neutral.....	0-1
12/30/87	L 88-61 A
12/10/88	W 73-68 H
11/23/05 -/23	L 75-62 N (Maui)

Maryland-Eastern Shore	
Arkansas leads.....	1-0
Home.....	1-0
01/02/01	W 100-40 H

Massachusetts (UMass)	
Arkansas trails.....	0-2
Neutral.....	0-2
11/25/94 1/3	L 104-80 N (Springfield, MA)
03/21/96 -/3	L 79-63 N (Atlanta)

McNeese State	
Arkansas leads.....	1-0
Home.....	1-0
12/19/96 19/-	W 95-68 H

Memphis	
Arkansas leads.....	11-10
Home.....	5-1
Away.....	4-5
Neutral.....	2-4
12/16/66	L 43-36 A
12/31/71	L 92-77 A
12/23/72	L 87-86 N (LR)
12/30/76 17/-	L 69-62 N (LR)
12/31/77 3/-	W 95-70 A
12/30/78 20/-	W 82-69 N (LR)
02/08/92 19/-	L 74-67 A
02/08/92 5/-	L 92-88 A
03/21/92 9/-	L 82-80 N (Milwaukee)
12/02/92 -/8	W 81-76 H
12/08/93 1/-	W 96-78 H
02/09/95 12/-	W 88-87 H
03/24/95 6/-	W 96-91 (OT) N (Kansas City)
01/18/96 -/9	L 94-72 A
02/01/97	W 79-63 H
01/10/98 22/-	W 75-72 A
12/19/98 20/-	W 99-74 H
01/03/00	L 76-71 A
12/02/00 25/-	W 74-68 H
01/02/02	W 90-73 A
01/02/03	L 72-67 H

Louisiana Tech	
Arkansas leads.....	6-0
Home.....	4-0
Neutral.....	2-0
11/29/86	W 90-64 N (LR)
12/05/90 3/-	W 114-97 N (LR)
12/10/02	W 72-60 H
12/17/03	W 68-56 H
12/30/06	W 80-50 H
12/22/11	W 77-63 H

Louisville	
Arkansas trails.....	3-4
Home.....	0-1
Away.....	1-0
Neutral.....	2-3
03/15/79 5/13	W 73-62 N (Cincinnati)
03/14/81 20/12	W 74-73 N (Austin, Texas)
3/24/83 9/2	L 65-63 N (Knoxville, Tenn.)
03/18/89 -/12	L 93-84 N (Indianapolis)
12/21/96 19/18	L 91-88 (OT) H
12/09/97 15/-	W 100-83 A
11/17/09 -/20	L 96-66 N (St. Louis)

Series Results Versus All Opponents

Loyola-Chicago	
Arkansas trails.....	0-1
Home.....	0-1
12/27/62 -/3	L 81-62 A

Loyola-Marymount	
Arkansas leads.....	3-0
Home.....	1-0
Neutral.....	2-0
12/27/47	W 60-47 N (Los Angeles)
12/01/79	W 76-66 H
03/16/89	W 120-101 N (Indianapolis)

Loyola-New Orleans	
Arkansas leads.....	1-0
Neutral.....	1-0
12/30/65	W 67-57 N (El Paso)

MacMurray (Ill.)	
Arkansas leads.....	1-0
Home.....	1-0
01/04/75	W 100-66 H

Maine	
Arkansas leads.....	1-0
Home.....	1-0
11/12/01	W 64-47 H

Series Results Versus All Opponents

01/29/97	L	71-52	A
02/05/98	14/17	W 100-87	H
02/25/98	12/13	L 81-65	A
01/09/99	18/-	L 76-65	H
01/30/99	21/-	L 89-81	A
01/05/00	W	71-64	H
02/02/00	L	87-82	A
01/10/01	-/20	L 53-48	H
01/31/01	L	84-73	A
01/19/02	L	70-64	H
02/09/02	L	79-67	A
01/25/03	L	73-54	A
03/08/03	L	64-54	H
01/17/04	W	86-78	H
03/06/04	L	55-45	A
01/05/05	W	69-46	H
02/05/05	W	66-65	A
01/25/06	W	71-58	H
02/15/06	L	73-70	A
01/13/07	L	74-72	A
02/17/07	W	83-66	H
02/09/08	W	75-69	H
03/04/08	L	81-72	A
01/14/09	L	74-65	A
03/04/09	L	98-91 (OT)	H
01/31/10	-/18	W 80-73	H
03/06/10	L	68-66	H
02/05/11	L	69-60	H
03/05/11	L	84-74	A
01/11/12	L	71-63	A
02/28/12	L	77-75	H
01/19/13	L	76-64	A
03/05/14	W	110-80	H
01/17/15	19/-	L 96-82	H
02/14/15	24/-	W 71-70	A
02/13/16	L	76-60	A
02/18/17	W	98-80	H
03/10/17	W	73-72	N (Nashville)
01/20/18	W	97-93	H
02/13/18	W	75-64	A
01/19/19	-/18	L 84-67	A
03/02/19	W	74-73	H
01/11/20	W	76-72	A
01/27/21	W	74-59	H
01/26/22	W	64-55	A

Mississippi College

Arkansas leads.....	1-0	
Neutral.....	1-0	
11/27/90	W 96-57	N (PB)

Mississippi State

Arkansas leads.....	35-32	SEC: 30-28	
<i>(Arkansas joined SEC in '91-92)</i>			
Home.....	23-8	SEC: 22-7	
Away.....	7-23	SEC: 6-21	
Neutral.....	5-1	SEC: 2-0	
12/15/51	L	79-39	A
12/13/52	W	102-71	H
01/28/65	W	84-69	N (Jackson, Miss.)
01/27/66	W	69-61	N (LR)
12/11/69	L	76-74	N (Memphis)
12/17/70	L	69-67	H
01/14/72	L	79-75	A
12/04/74	W	75-72	A
11/28/77	7/-	W 94-61	N (LR)
01/15/92	12/-	W 99-78	H
02/29/92	9/-	W 84-76	H
01/27/93	16/-	L 80-76 (OT)	A
02/20/93	13/-	W 115-58	H
01/19/94	3/-	L 72-71	H
03/05/94	1/-	W 80-62	H
01/11/95	5/-	W 79-74	A
02/04/95	8/-	L 83-62	A
01/20/96	-/21	W 80-68	H
02/06/96	L	78-63	A
01/21/97	W	98-64	H
02/23/97	L	93-77	A
01/17/98	22/-	W 83-70	H
01/31/98	15/-	W 76-73	A
01/13/99	24/-	W 61-59	A
02/13/99	W	82-62	H
03/06/99	22/-	W 84-79 (OT)	N (Atlanta)
01/22/00	W	83-73	H
02/12/00	W	87-81	A
01/06/01	L	87-73	H
02/03/01	W	83-72	H
01/08/02	-/22	W 75-64	H
02/27/02	L	89-83	A
02/08/03	-/23	L 84-54	A
03/01/03	-/20	W 53-51	H
01/10/04	-/22	L 80-62	A
02/14/04	-/6	L 77-70	A
01/15/05	-/11	L 80-55	A
03/01/05	L	57-55	H
01/17/06	L	69-67	H
03/01/06	W	80-70	H
02/14/07	L	84-60	A

02/28/07	W	67-58	H
03/10/07	W	81-72	N (Atlanta)
01/30/08	W	78-58	H
02/16/08	L	80-74	A
01/10/09	L	70-56	H
02/07/09	L	86-77	A
01/14/10	L	82-80	A
01/28/10	W	67-62	H
02/09/11	L	67-56	H
03/02/11	L	88-78	H
01/07/12	-/15	W 98-88	H
03/03/12	L	79-59	H
01/23/13	W	96-70	H
02/22/14	W	73-69	A
02/07/15	W	61-41	A
02/21/15	18/-	W 65-61	H
01/09/16	W	82-68	H
02/09/16	L	78-46	A
01/10/17	L	84-78	H
01/02/18	22/-	L 78-75	A
02/16/19	L	77-67	H
01/22/20	L	77-70	A
02/15/20	L	78-77	H
02/20/21	W	61-45	A
12/29/21	L	81-69	H
02/05/22	W	63-55	H

Mississippi Valley State

Arkansas leads.....	6-0		
Home.....	6-0		
12/18/86	W	98-79	H
12/19/87	W	91-71	H
15/05/09	W	91-54	H
12/15/10	W	87-64	H
11/30/11	W	97-64	H
11/25/20	W	142-62	H

Missouri

Arkansas leads.....	32-26	SEC: 13-8	
<i>(Missouri joined SEC in '12-13)</i>			
Home.....	18-10	SEC: 8-2	
Away.....	12-16	SEC: 4-6	
Neutral.....	2-0	SEC: 1-0	
12/18/50	L	54-32	A
12/20/51	W	49-43	A
12/16/52	W	65-64	A
12/19/53	W	64-63	H
12/15/54	-/6	L 77-58	A
01/02/56	L	51-50	H
12/15/56	L	72-52	A
12/20/57	W	55-45	H
12/03/58	L	74-71 (OT)	A
12/04/59	L	75-71	H
12/03/60	W	84-75	A
12/04/61	W	72-68	H
12/08/62	W	70-61	A
12/02/63	L	76-74	H
12/05/64	L	81-71	A
12/04/65	W	75-62	H
12/03/66	L	73-66	A
02/02/67	L	74-52	H
11/30/68	L	60-59	H
12/01/69	L	58-51	A
01/10/70	L	80-78 (OT)	H
12/04/71	L	74-73	A
11/28/80	20/11	W 81-73	N (Anchorage)
12/28/88	-/11	L 83-78	A
12/13/89	7/4	L 89-88	H
12/08/90	3/-	W 95-82	H
12/07/91	11/-	L 87-76	H
12/19/92	12/-	W 73-68	H
12/02/93	2/-	W 120-68	H
12/03/94	4/-	W 94-71	H
12/05/95	-/11	W 104-93	H
12/07/96	22/-	W 80-76	H
12/06/97	18/-	W 75-46	A
12/07/04	W	62-52	A
12/02/05	W	66-63	H
11/30/06	L	86-64	A
11/28/07	W	94-91	H
02/16/13	W	73-71	H
03/05/13	L	93-63	A
01/28/14	L	75-71	H
02/13/14	L	86-85	A
01/24/15	W	61-60	A
02/18/15	18/-	W 84-69	H
01/12/16	W	94-61	H
02/20/16	W	84-72	H
01/14/17	W	92-73	H
02/04/17	L	83-78	H
01/13/18	W	65-63	H
03/03/18	L	77-67	A
01/23/19	W	72-60	H
02/12/19	L	79-78	H
02/08/20	L	83-79 (OT)	A
02/22/20	W	78-68	H
01/02/21	-/12	L 81-68	H
02/13/21	-/10	W 86-81 (OT)	A

03/12/21	8/-	W 70-64	N (Nashville)
01/12/22	W	87-43	H
02/15/22	23/-	W 76-57	A

Missouri-Kansas City

Arkansas leads.....	1-0		
Home.....	1-0		
12/02/06	W	1-61	H

Missouri-St. Louis

Arkansas leads.....	4-1
Home.....	4-0
Away.....	0-1

12/21/70	W	91-84	H
12/06/71	L	85-79	A
01/06/73	W	104-78	H
01/09/78	3/-	W 87-65	H
12/05/79	W	79-50	H

Missouri State

<i>(known as Southwest Missouri State until 2005)</i>			
Arkansas leads.....	18-6		
Home.....	11-1		
Away.....	5-5		
Neutral.....	2-0		

01/18/24	L	38-31	H
01/19/24	W	22-21	H
12/22/27	L	45-31	A
01/04/30	L	40-21	A
12/18/31	W	41-38	A
02/22/32	W	37-19	A
12/16/33	L	16-13	A
01/14/34	W	22-15	A
12/18/42	W	47-31	H
12/07/46	W	62-55	N (Joplin, Mo.)
12/03/75	W	83-57	H
12/01/75	W	72-71	A
11/26/77	7/-	W 65-47	H
12/03/80	11/-	W 98-65	H
12/06/82	15/-	W 87-66	N (LR)
12/08/83	15/-	W 56-41	A
12/08/84	W	70-56	H
12/01/85	W	68-67	H
12/22/86	L	56-49	H
12/05/87	W	53-47	H
12/15/05	W	79-75	H
12/03/07	W	70-51	H
11/22/08	L	62-57	A
12/22/09	W	66-62 (OT)	H

Missouri Western

Arkansas leads.....	1-0		
Home.....	1-0		
12/04/72	W	85-81	H

Montana

Arkansas leads.....	1-0		
Home.....	1-0		
11/16/19	W	64-46	H

Montana State

Arkansas leads.....	1-0		
Home.....	1-0		
11/21/18	W	90-68	H

Montevallo

Arkansas leads.....	3-0
Home.....	2-0
Neutral.....	1-0

12/19/91	19/-	W 91-70	N (LR)
02/05/94	6/-	W 131-63	H
02/25/95	19/-	W 122-64	H

Morgan State

Series tied.....	1-1
Home.....	1-1

12/13/86	13/-	W 106-57	H
11/24/09	L	97-94	H

Mount St. Mary's

Arkansas leads.....	1-0		
Home.....	1-0		
11/28/16	W	89-76	H

Murray State

Arkansas leads.....	4-2
Home.....	2-0
Away.....	1-1
Neutral.....	1-1

12/21/37	L	43-40	A
12/19/40	W	52-30	A
03/19/92	9/-	W 80-69	N (Milwaukee)
11/29/93	2/-	W 93-67	H
12/10/94	3/-	W 94-69	H
12/25/97	12/-	L 94-83	N (San Juan, P.R.)

RAZORBACK RECORDS

Nebraska	Arkansas leads.....	6-2	
	Away.....	2-2	
	Neutral.....	4-0	
12/16/32	W	41-24	A
12/12/46	W	57-46	N (Kansas City)
12/30/80	W	64-52	N (LR)
01/03/82	11/-	W 51-50	A
01/03/83	11/-	W 64-58	N (LR)
12/10/83	15/-	L 67-54	A
03/17/87	L	78-71	A (NIT)
03/12/98	17/-	W 74-65	N (Boise, Idaho)

Nevada-Las Vegas (UNLV)

Arkansas trails.....	1-2		
Home.....	1-1		
Away.....	0-1		
12/30/89	11/12	L 101-93	A
02/10/91	2/1	L 112-105	H
03/19/97	W	86-73	H (NIT)

New Mexico State

Arkansas leads.....	3-0		
Home.....	1-0		
Away.....	2-0		
12/04/57	W	59-50	H
11/21/98			



ARKANSAS BASKETBALL RAZORBACK RECORDS

Series Results Versus All Opponents

Oakland

Arkansas leads.....2-0

Home.....2-0

12/14/06 W 91-57 H

11/16/11 W 91-68 H

Ohio State

Arkansas leads.....2-1

Away.....0-1

Neutral.....2-0

12/01/84 17/- L 85-84 A

12/14/85 +20 W 79-70 (OT) N (PB)

12/28/86 W 97-94 N (Honolulu)

Oklahoma

Arkansas leads.....16-13

Home.....8-5

Away.....3-7

Neutral.....5-1

12/20/38 W 39-31 A

12/21/38 W 36-30 A

12/18/39 L 49-36 H

12/19/39 W 40-38 H

1944-45 W 54-51 N (Oklahoma City)

12/15/55 L 69-59 H

12/01/56 W 59-55 H

12/02/57 L 64-52 A

12/06/58 W 61-52 H

12/22/69 L 85-69 A

01/15/71 L 115-100 H

12/13/75 W 64-56 N (LR)

12/10/77 6/- W 64-53 A

12/02/78 W 80-74 H

11/26/83 14/20 W 84-78 N (Anchorage)

11/16/90 2/15 W 110-88 H

12/28/94 3/- W 86-84 N (Honolulu)

12/05/98 19/- L 87-57 A

12/07/99 L 66-52 H

12/23/00 25/18 L 88-79 (OT) A

11/30/01 L 69-54 H

12/15/07 L 83-72 A

12/30/08 -/4 W 96-88 H

12/02/09 L 67-47 A

12/01/10 W 84-74 H

12/10/11 L 78-63 A

12/04/12 W 81-78 H

11/23/17 W 92-83 N (Portland, Ore.)

12/11/21 12/- L 88-66 N (Tulsa)

Oklahoma City

Arkansas leads.....8-4

Home.....5-1

Away.....2-3

12/01/48 W 31-29 H

12/08/54 W 81-76 A

01/26/55 W 55-52 H

01/25/68 L 92-90 A

01/24/69 L 84-73 H

01/21/70 L 73-70 A

12/23/74 L 79-77 A

12/20/75 W 84-63 A

12/11/76 W 71-60 H

12/17/79 W 86-65 H

12/13/80 W 76-70 H

Oklahoma State

Arkansas trails.....15-38

Home.....10-9

Away.....4-14

Neutral.....1-5

02/27/25 W 21-17 H

02/28/25 L 25-23 H

02/07/30 W 30-20 A

02/08/30 W 30-23 A

02/20/31 W 37-22 H

02/21/31 W 29-22 H

01/19/34 W 46-22 H

01/20/34 W 28-23 H

12/18/35 L 33-21 A

12/19/35 W 24-15 A

12/26/39 L 32-26 N (Oklahoma City)

01/27/44 L 66-41 A

01/28/44 L 17-15 N (Oklahoma City)

12/29/44 L 43-34 N (Oklahoma City)

01/12/45 W 41-38 N (LR)

01/13/45 L 49-40 N (El Dorado, Ark.)

03/24/45 L 68-41 N (Kansas City)

02/15/46 L 53-29 A

02/16/46 L 46-31 N (Oklahoma City)

01/22/47 L 42-38 N (LR)

01/24/47 L 49-44 (OT) N (Okla. City)

12/04/48 L 53-28 H

12/23/48 L 50-45 H

12/03/49 L 43-41 A

12/22/49 L 44-36 N (LR)

12/29/49 L 57-33 N (Oklahoma City)

12/08/50 13/- L 55-53 A

12/14/50 L 44-33 H

12/29/50 -/3 L 54-41 N (Oklahoma City)

12/08/55 L 70-66 (OT) A

12/10/56 L 59-50 H

03/14/58 -/18 L 65-40 N (Lawrence, Kan.)

12/05/59 W 54-50 A

12/06/60 L 59-50 (OT) H

12/12/61 W 63-54 H

12/11/62 L 46-45 (OT) A

12/09/63 L 74-65 H

12/09/64 L 66-52 H

12/07/65 W 55-52 H

12/07/66 W 51-46 A

12/17/66 L 50-43 N (Memphis)

12/05/67 L 61-52 H

12/03/68 L 73-68 H

12/05/69 L 80-67 A

12/07/70 L 67-65 A

12/13/71 W 90-76 H

12/09/00 21/- L 74-73 N (Tulsa)

12/22/01 -/6 L 85-76 N (NLR)

12/30/02 L 71-45 A

12/20/03 L 73-58 H

01/28/17 L 99-71 H

01/27/18 W 66-65 A

01/30/21 L 81-77 A

Oral Roberts

Arkansas leads.....12-2

Home.....8-0

Away.....1-2

Neutral.....3-0

12/22/84 W 64-57 N (LR)

12/28/84 W 54-51 A

02/18/87 W 95-75 N (LR)

01/27/96 W 66-65 H

11/27/96 16/- L 86-81 A

11/25/97 W 81-75 H

11/18/01 W 71-57 H

11/26/02 L 76-64 A

12/03/03 W 77-71 H

12/22/06 W 68-56 H

12/01/07 W 62-51 H

12/19/17 W 104-69 H

12/20/20 W 87-76 H

03/27/21 10/- W 72-70 N (Indianapolis)

Oregon

Arkansas leads.....3-0

Away.....1-0

Neutral.....2-0

03/23/45 W 79-76 N (Kansas City)

11/26/89 9/- W 102-75 N (LR)

12/22/90 2/- W 71-68 A

Oregon State

Arkansas trails.....0-1

Neutral.....0-1

03/18/49 L 56-38 N (Kansas City)

Ouachita Baptist

Arkansas leads.....1-0

Neutral.....1-0

12/19/42 W 44-29 N (Fort Smith)

Penn

Arkansas leads.....1-0

Home.....1-0

11/28/21 13/- W 76-60 H

Penn State

Arkansas leads.....1-0

Neutral.....1-0

03/14/96 -/18 W 86-80 N (Providence, R.I.)

Pepperdine

Arkansas leads.....1-0

Neutral.....1-0

12/30/47 W 70-44 N (Los Angeles)

Pittsburg State

Arkansas leads.....16-8

Home.....13-3

Away.....2-5

Neutral.....1-0

01/16/30 L 36-23 A

01/17/30 L 51-20 A

12/18/30 L 40-31 H

12/19/30 L 28-26 A

12/19/31 L 36-20 H

01/18/32 W 32-21 H

12/15/39 L 62-50 H

12/16/39 W 49-42 H

12/29/39 W 44-33 N (Oklahoma City)

01/04/41 W 48-45 A

02/01/41 W 71-45 H

12/14/42 W 57-46 H

01/01/43 W 43-38 H

12/15/43 W 42-37 H

02/16/44 L 50-42 A

12/07/44 W 45-3 H

02/08/45 W 76-45 A

01/04/47 L 53-52 H

12/03/47 W 75-42 H

12/16/48 W 79-53 H

12/01/49 W 59-41 H

01/31/52 W 53-37 H

01/29/53 W 79-63 H

12/10/70 W 107-82 H

Pittsburgh

Series tied.....2-2

Home.....1-0

Neutral.....1-2

02/06/50 W 41-36 N (LR)

12/29/73 L 91-83 N (LR)

12/29/86 L 114-82 N (Honolulu)

03/17/97 W 76-71 H (NIT)

Portland State

Arkansas leads.....1-0

Home.....1-0

11/18/05 W 107-69 H

Prairie View A&M

Arkansas leads.....1-0

Home.....1-0

12/18/04 W 102-50 H

Princeton

Arkansas leads.....1-0

Home.....1-0

03/15/90 7/- W 68-64 H

Providence

Arkansas trails.....2-2

Home.....1-0

Away.....1-1

Neutral.....0-1

01/23/99 22/- W 118-79 H

12/23/99 L 87-81 A

11/16/07 18/- L 67-51 N (San Juan, PR)

03/19/19 W 84-72 A (NIT)

Purdue

Series tied.....1-1

Neutral.....1-1

12/28/38 L 57-51 N (New Orleans)

03/19/83 9/- W 78-68 N (Tampa)

Quincy College

Arkansas leads.....1-0

Neutral.....1-0

01/02/92 16/- W 123-60 N (PB)

Radford

Arkansas leads.....1-0

Home.....1-0

11/26/05 W 75-55 H

Rice

Arkansas leads.....103-41

Home.....55-11

Away.....41-29

Neutral.....7-1

02/22/24 L 22-19 A

02/23/24 W 29-22 A

02/01/25 W 37-19 H

02/02/25 W 29-9 H

02/12/26 W 54-15 A

02/13/26 W 25-17 A

01/07/27 W 36-18 H

01/08/27 W 34-18 H

02/17/28 W 20-11 A

02/18/28 W 28-23 H

02/15/29 W 51-18 H

02/16/29 W 44-13 H

02/24/30 W 30-26 A

02/25/30 L 37-16 A

01/12/31 W 36-32 H

01/13/31 W 31-25 H

02/26/32 W 25-23 A

02/27/32 W 34-19 A

01/20/33 W 36-32 H

01/21/33 W 33-23 H

02/16/34 W 31-29 A

02/17/34 L 25-22 H

01/10/35 W 31-30 H

01/11/35 W 37-19 H

01/14/36 W 33-26 A

01/15/36 L 35-29 A

02/19/37 W 52-29 H

02/20/37 W 52-34 H

01/20/38 W 38-31 H

01/21/38 W 59-37 H

03/01/39 W 50-45 A

03/02/39 W 40-35 A

02/19/40 L 60-43 A

02/20/40 L 42-28 A

02/12/41 W 66-41 H

02/13/41 W 48-43 H

01/16/42 L 51-38 A

01/17/42 W 55-47 H

01/15/43 W 52-35 H

01/16/73 L 41-37 H

01/14/44 W 42-41 A

01/15/44 L 67-41 A

01/26/45 L 57-46 A

01/27/45 L 69-56 A

02/04/46 W 62-45 H

02/15/46 W 68-25 H

01/10/47 W 52-51 H

01/11/47 W 66-53 H

02/27/48 L 61-49 A

02/28/48 W 66-63 (OT) A

01/21/49 L 49-48 H

02/26/49 L 54-48 H

03/09/49 W 50-34 A

01/14/50 W 60-56 A

02/21/50 W 61-38 H

02/05/51 W 50-42 A

03/01/51 W 57-43 N (LR)

01/19/52 L 48-46 H

02/09/52 L 59-55 A

01/17/53 W 87-68 H

02/09/53 L 70-45 A

01/18/54 L 80-55 H

02/20/54 L 76-62 H

12/27/54 W 73-66 N (Houston)

01/10/55 W 83-61 A

02/12/55 W 86-75 H

01/13/56 W 84-70 H

02/11/56 L 86-65 A

12/28/56 W 81-70 N (Houston)

01/07/57 L 78-68 A

02/19/57 L 82-69 H

12/27/57 L 50-49 N (Houston)

02/08/58 18/- L 63-59 H

02/24/58 L 61-59 A

01/10/59 W 72-61 A

02/09/59 L 68-62 A

01/16/60 W 74-63 H

02/22/60 W 94-74 A

01/14/61 W 80-55 H

02/11/61 A 84-72 H

01/30/62 W 104-84 H

02/13/62 L 63-55 A

01/12/63 L 85-70 H

02/12/63 L 69-65 H

02/14/64 L 76-63 H

02/18/64 L 77-69 H

01/12/65 W 79-61 H

02/27/65 W 77-64 A

02/08/66 W 76-71 H

02/15/66 W 73-67 H

01/31/67 L 60-56 H

02/18/67 W 66-63 H

01/16/68 L 73-61 A

02/24/68 W 78-65 H

01/17/69 W 67-62 A

02/22/69 L 74-67 H

02/03/70 L 76-69 H

02/17/70 L 85-78 A

01/16/71 L 85-82 H

02/27/71 L 97-93 H

02/05/72 W 103-95 A

03/04/72 W 113-108 H

02/03/73 W 90-69 H

03/03/73 W 105-79 A

01/20/74 L 77-69 A

02/09/74 W 106-81 H

01/28/75 W 74-67 H

02/25/75 W 86-51 H

01/14/76 W 80-62 A

02/11/76 W 111-68 H

01/15/77 17/- W 72-45 A

02/12/77 11/- W 78-51 N (LR)

01/12/78 3/- W 69-60 H

02/04/78 2/- W 69-48 H

01/10/79 10/- W 79-66 H

02/03/79 14/- W 68-50 A

01/26/80 W 73-64 H

02/16/80 W 77-73 H

01/26/81 W 57-52 A

02/21/81 W 75-59 H

01/29/82 12/- W 60-54 H

02/20/82 17/- W 72-65 (OT) H

02/02/83 9/- W 70-43 H

03/05/83 5/- W 82-55 A

01/27/84 16/- L 65-62 A

02/29/84 12/- W 79-54 H

01/23/85 W 67-56 H

02/24/85 L 71-68 A

01/18/86 W 58-50 A

02/19/86 W 60-59 H

01/14/87 W 62-54 H

02/14/87 W 88-68 A

01/27/88 W 80-61 A

02/27/88 W 112-87 H

01/28/89 W 81-77 H

03/01/89 W 83-70 A

03/10/89 W 108-72 N (Dallas)

01/31/90 3/- W 70-66 A

03/03/90 12/- W 104-80 H

01/02/91 2/- W 86-62 A

02/02/91 2/- W 100-87 H

03/09/91 5/- W 109-80 N (Dallas)

12/17/05 W 80-61 N (NLR)

11/05/19 W 91-42 H

Rider College

Arkansas leads.....1-0

Home.....1-0

11/27/88 W 96-89 H

Robert Morris

Arkansas leads.....1-0

Home.....1-0

12/20/12 W 79-74 H

Rockhurst

Arkansas leads.....4-0

Home.....3-0

Away.....1-0

12/09/71 W 102-72 H

12/08/72 W 87-76 H

11/30/74 W 78-61 H

12/08/77 6/- W 99-63 H

St. John's

Series tied.....1-1

Neutral.....1-1

03/16/85 -/3 L 68-65 N (Salt Lake City)

03/20/93 14/- W 80-74 N (Winston-Salem, N.C.)

St. Joseph's (Pa.)

Arkansas leads.....1-0

Away.....1-0

12/21/46 W 46-36 A

Saint Louis

Arkansas trails.....3-7

Home.....2-1

Away.....0-6

Neutral.....1-0

01/02/26 L 40-30 A

01/03/30 L 32-13 A

01/03/31 L 24-18 H

02/11/31 W 33-30 H

01/02/32 L 25-23 A

02/15/32 W 33-19 H

01/02/43 L 43-37 A

02/15/55 L 99-72 A

03/06/56 L 68-66 (OT) H

01/26/97 12/- W 78-70 N (San Juan, P.R.)

Saint Peter's

Arkansas leads.....2-0

Away.....1-0

Neutral.....1-0

1982-83 W 52-48 A

1983-84 W 82-49 N (LR)

Samford

Arkansas leads.....3-0

Home.....2-0

Neutral.....1-0

12/05/85 W 72-51 H

11/24/89 W 97-67 N (PB)

11/10/17 W 95-56 H

Sam Houston State

Arkansas leads.....4-0

Home.....2-0

Neutral.....2-0

12/23/88 W 97-79 N (LR)

12/18/02 W 78-67 H

11/09/12 W 73-68 H

12/22/16 W 90-56 N (NLR)

San Diego State

Arkansas leads.....2-0

Neutral.....2-0

12/03/81 W 85-68 N (PB)

12/03/85 W 76-64 N (LR)



Series Results Versus All Opponents

San Francisco

Arkansas leads.....2-0
 Home:.....1-0
 Away:.....1-0

01/02/48 W 74-58 A
 11/30/96 16/- W 77-63 H

San Francisco State

Arkansas trails.....0-1
 Neutral:.....0-1

12/22/71 L 84-81 N (LR)

Santa Clara

Arkansas leads.....1-0
 Neutral:.....1-0

11/28/99 W 79-60 N (Hilo, Hawaii)

Savannah State

Arkansas leads.....2-0
 Home:.....2-0

01/03/12 W 83-66 H
 12/12/13 W 72-43 H

Seton Hall

Arkansas leads.....2-0
 Neutral:.....2-0

12/08/10 W 71-62 N (Louisville, Ky.)
 03/17/17 W 77-71 N (Greenville, S.C.)

Siena

Arkansas leads.....1-0
 Neutral:.....1-0

03/11/99 17/- W 94-80 N (Denver)

South Alabama

Arkansas leads.....6-1
 Home:.....1-1
 Away:.....3-0
 Neutral:.....2-0

01/02/89 W 103-71 N (PB)
 11/29/89 11/- W 105-90 A
 12/11/90 2/- W 101-91 H
 12/30/91 16/- W 101-82 A
 11/26/08 W 79-77 A
 11/29/09 L 74-61 H
 12/21/13 W 72-60 N (LR)

South Carolina

Arkansas leads.....22-15 SEC: Same
 (Arkansas & South Carolina joined the SEC in '91-92)
 Home:.....12-5 SEC: Same
 Away:.....7-8 SEC: Same
 Neutral:.....3-2 SEC: Same

02/15/92 11/- W 89-73 H
 01/09/93 13/- W 86-76 A
 01/22/94 3/- W 79-53 H
 01/21/95 9/- W 88-73 A
 02/03/96 W 81-69 H
 03/08/96 W 80-58 N (New Orleans)
 02/18/97 -/9 L 78-65 A
 02/18/98 16/13 W 96-88 H
 02/10/99 W 72-66 A
 01/08/00 L 76-65 H
 02/20/01 W 69-67 A
 01/16/02 L 62-60 H
 02/15/03 L 72-65 A
 02/21/04 -/25 W 82-66 H
 03/11/04 L 91-81 N (Atlanta)
 02/22/05 L 64-52 A
 02/04/06 W 73-59 H
 01/24/07 L 66-60 A
 03/08/07 W 82-52 N (Atlanta)
 01/16/08 L 70-66 H
 02/21/09 L 82-78 (OT) H
 02/17/10 W 92-79 H
 01/19/11 L 81-74 (OT) A
 02/11/12 W 76-65 H
 01/26/13 L 75-54 A
 02/19/14 W 71-64 H
 03/13/14 L 71-69 N (Atlanta)
 02/03/15 W 75-55 H
 03/05/15 18/- W 71-70 A
 03/05/16 L 76-61 H
 02/15/17 -/21 W 83-76 A
 02/06/18 W 81-65 H
 03/08/18 W 69-64 N (St. Louis)
 02/09/19 L 77-65 A
 01/29/20 L 79-77 H
 03/02/21 12/- W 101-73 A
 01/18/22 W 75-59 H

South Carolina-Upstate

Arkansas leads.....1-0
 Home:.....1-0

11/11/11 W 83-63 H

South Dakota

Arkansas leads.....2-0
 Home:.....2-0

12/19/32 W 33-27 H
 11/22/19 W 77-56 H

Southeast Missouri State

Arkansas leads.....8-1
 Home:.....6-1
 Neutral:.....2-0

12/26/24 L 28-21 H
 11/21/24 W 90-51 H
 11/27/82 17/- W 74-57 H
 12/01/83 14/- W 98-69 H
 12/17/92 12/- W 96-72 N (PB)
 12/09/03 W 78-68 H
 11/10/06 W 92-52 H
 11/24/10 W 66-56 H
 12/20/14 W 84-67 N (NLR)

Southeastern Louisiana

Arkansas leads.....5-0
 Home:.....5-0

11/24/84 16/- W 65-62 H
 12/16/98 20/- W 95-57 H
 11/14/08 W 91-87 (OT) H
 12/17/11 W 62-55 H
 12/03/13 W 111-65 H

Southeastern State
 (now known as Southeastern Oklahoma State)

Arkansas leads.....9-2
 Home:.....9-2

1929-30 W 32-29 H
 1929-30 W 24-22 H
 12/17/36 W 33-19 H
 12/18/36 W 39-28 H
 12/09/38 W 51-33 H
 12/10/38 W 36-21 H
 1939-40 W 32-20 H
 1939-40 L 26-25 H
 12/11/41 W 30-19 H
 12/12/41 W 38-36 H
 12/01/55 L 65-64 H

Southern (La.)

Arkansas leads.....3-0
 Home:.....2-0
 Neutral:.....1-0

11/29/85 W 76-75 N (PB)
 11/13/15 W 86-68 H
 12/09/21 W 79-44 H

Southern California

Arkansas trails.....0-3
 Away:.....0-1
 Neutral:.....0-2

12/28/86 L 70-67 A
 01/25/86 L 88-74 H
 03/16/07 -/23 L 77-60 N (Spokane, Wash.)

Southern Colorado
 (now known as Colorado State-Pueblo)

Arkansas leads.....1-0
 Home:.....1-0

12/04/76 W 91-43 H

Southern Illinois

Arkansas leads.....4-2
 Home:.....1-1
 Away:.....0-1
 Neutral:.....3-0

12/12/70 L 99-78 A
 12/11/71 L 93-92 H
 12/30/72 W 97-96 N (LR)
 11/26/85 W 86-72 N (LR)
 11/23/06 W 61-53 (OT) N (Orlando)
 11/14/16 W 90-65 H

Southern Illinois-Edwardsville

Arkansas leads.....1-0
 Home:.....1-0

11/08/13 W 99-65 H

Southern Methodist (SMU)

Arkansas leads.....96-59
 Home:.....53-17
 Away:.....37-34
 Neutral:.....6-8

01/25/24 L 17-11 H
 01/26/24 W 21-15 H
 01/14/25 W 29-25 A
 01/15/25 W 39-20 A

01/15/26 W 29-27
 01/16/26 W 28-8
 Feb. 1927 W 32-30
 Feb. 1927 W 32-31
 02/10/28 W 48-26
 02/11/28 W 34-22
 01/04/29 W 32-26
 01/05/29 W 39-17
 Feb. 1930 W 28-27
 Feb. 1930 W 44-29
 02/27/31 W 32-27
 02/28/31 L 40-27
 01/22/32 W 46-20
 01/23/32 W 29-20
 1932-33 W 40-23
 1932-33 W 26-25
 03/02/34 W 39-35
 03/03/34 L 44-37
 Feb. 1935 L 30-22
 Feb. 1935 L 41-27
 02/07/36 W 34-23
 02/08/36 W 40-28
 01/15/37 L 29-25
 01/16/37 W 37-28
 02/25/38 W 32-23
 02/26/38 W 34-26
 01/16/39 L 47-31
 01/17/39 L 32-19
 02/09/40 W 75-40
 02/10/40 W 36-26
 02/28/41 W 40-23
 03/01/41 W 40-32
 Dec. 1941 W 52-22 N (Oklahoma City)
 01/09/42 W 35-33
 01/10/42 W 36-34
 01/08/43 W 39-35
 01/09/43 W 36-29
 01/21/44 W 68-58
 01/22/44 W 74-49
 02/16/45 W 59-52
 02/17/45 W 65-49
 02/01/46 W 81-53
 02/02/46 W 74-46
 02/14/47 L 64-52
 02/15/47 L 47-44
 01/16/48 W 47-40
 01/17/48 W 58-57
 01/15/49 W 54-45
 02/19/49 W 47-39
 01/18/50 W 63-55
 02/25/50 L 57-48
 01/08/51 L 60-45
 02/10/51 W 50-48 (OT)
 12/28/51 L 54-40 N (Dallas)
 02/04/52 L 54-50 H
 02/23/52 L 57-48 A
 12/29/52 L 65-62 N (Dallas Fair Park)
 02/09/53 W 71-66 H
 02/28/53 L 79-74 H
 12/30/53 L 70-66 N (Houston)
 01/16/54 W 61-58
 02/08/54 L 92-68 H
 01/31/55 W 85-74 H
 02/22/55 L 83-69 A
 12/28/55 L 67-62 N (Houston)
 02/04/56 -/17 L 58-53 H
 02/25/56 -/12 L 80-72 A
 12/29/56 -/17 L 64-60 N (Houston)
 02/02/57 -/6 L 69-55 A
 03/02/57 -/4 L 87-59 H
 02/01/58 17/- L 49-46 A
 02/11/58 W 65-63 H
 03/11/58 W 61-55 N (Shreveport)
 12/26/58 L 65-64 N (Houston)
 02/03/59 L 59-50 H
 02/23/59 L 56-51 A
 12/29/59 L 67-56 N (Houston)
 02/06/60 L 72-70 (OT) H
 03/02/60 L 93-82 A
 01/07/61 W 76-74 H
 02/27/61 W 88-82 (OT) H
 01/09/62 L 77-70 A
 03/06/62 L 84-81 A
 01/03/63 W 73-71 A
 02/26/63 W 82-79 (OT) H
 02/11/64 W 82-71 H
 02/25/64 L 86-71 A
 02/06/65 L 84-76 H
 03/04/65 L 88-75 A
 02/02/66 L 75-74 H
 02/19/66 L 67-66 A
 01/17/67 L 69-59 H
 02/21/67 L 69-66 A
 02/03/68 W 70-68 H
 02/17/68 L 95-87 A
 02/08/69 L 84-69 A
 02/15/69 L 76-68 N (LR)
 02/07/70 L 76-75 H
 02/14/70 W 88-72 H

H 01/30/71 L 90-88
 H 02/13/71 L 112-99
 A 01/25/72 L 85-71
 A 02/19/72 W 88-74
 H 01/30/73 L 110-94
 H 02/24/73 W 103-96
 A 01/22/74 W 89-88
 A 02/16/74 L 95-87
 H 01/25/75 W 73-69
 H 03/01/75 W 72-50
 A 01/08/76 L 82-81
 A 01/31/76 L 82-76
 H 03/04/76 W 74-70
 A 01/27/77 15/- W 77-59
 A 02/02/77 14/- W 81-58
 H 02/26/78 4/- W 72-65
 H 01/16/78 1/- W 86-75
 H 03/02/78 4/- W 94-73 N (Houston)
 A 01/24/79 15/- W 79-67
 A 02/14/79 11/- W 71-55
 H 01/03/80 W 84-69
 H 02/18/80 L 62-58
 A 01/03/81 W 92-50 N (Dallas Reunion Arena)
 A 02/24/81 18/- W 47-33
 H 01/06/82 11/- W 68-48
 H 02/24/82 15/- W 54-53
 A 01/15/83 7/- W 63-56
 A 02/14/83 8/- W 71-61
 H 01/12/84 W 70-69
 H 02/11/84 W 80-71
 A 01/05/85 -/4 L 63-60 (OT)
 A 02/06/85 -/4 W 69-66
 H 03/09/85 -/13 W 68-55 N (Dallas Reunion Arena)
 H 01/02/86 L 71-66
 H 01/01/86 L 90-80
 A 01/27/87 W 76-63
 A 03/01/87 L 93-76
 H 01/13/88 W 85-83 (OT)
 H 02/13/88 L 73-63
 H 01/14/89 W 93-73
 A 02/15/89 W 81-68
 A 01/17/90 12/- W 80-61
 H 02/17/90 8/- W 77-46
 A 03/09/90 9/- W 84-51 N (Dallas Reunion Arena)
 A 01/19/91 2/- W 98-70
 H 02/20/91 3/- W 79-70
 A 01/04/93 13/- W 72-53
 H 01/03/94 1/- W 96-70
 H 12/08/94 3/- W 78-66
 H 12/21/95 W 73-46
 H 11/18/13 W 89-78
 H 11/25/14 W 78-72

Southern Miss

Arkansas leads.....5-1
 Home:.....1-1
 Neutral:.....4-0

12/23/78 W 93-79 N (PB)
 12/22/80 19/- W 76-68 N (PB)
 12/22/81 12/- W 63-54 N (PB)
 12/21/82 6/- W 64-62 N (PB)
 11/18/00 15/- L 63-54 H
 11/30/05 W 77-35 H

Southern Utah

Arkansas leads.....2-0
 Home:.....1-0
 Neutral:.....1-0

01/24/89 W 109-76 N (PB)
 12/26/96 22/- W 92-52 H

Southwestern (Kan.) College

Arkansas trails.....0-1
 Neutral:.....0-1

12/29/37 L 36-33 N (Oklahoma City)

Southwestern Presbyterian (Tenn.)
 (now known as Rhodes College)

Arkansas leads.....1-0
 Home:.....1-0

12/20/40 W 58-35 H

Stanford

Arkansas trails.....0-2
 Neutral:.....0-2

01/03/48 L 60-53 N (San Francisco)
 11/27/15 L 69-66 N (Brooklyn)

Stephen F. Austin

Arkansas leads.....5-0
 Home:.....4-0
 Neutral:.....1-0

03/11/36 W 53-24 N (Houston)
 11/18/06 W 70-59 H
 12/20/08 W 67-51 H
 12/19/09 W 72-69 H
 12/01/16 W 78-62 H

Syracuse

Series tied.....1-1
 Home:.....0-1
 Neutral:.....1-0

03/19/95 6/25 W 96-94 (OT) N (Austin)
 11/30/12 L 91-85 H

Tennessee

Arkansas trails.....22-24 SEC: 19-23
 (Arkansas joined SEC in '91-92)

Home:.....12-4 SEC: 12-4
 Away:.....4-15 SEC: 4-15
 Neutral:.....6-5 SEC: 3-4

12/30/36 W 42-34 N (New Orleans)
 12/30/48 W 58-55 N (Memphis)
 12/22/60 W 89-76 N (LR)
 12/27/63 L 77-57 N (New Orleans)
 02/05/92 5/- L 83-81 A
 02/16/93 13/- L 101-91 H
 01/29/94 5/- W 65-64 A
 01/17/95 3/- W 97-79 H
 02/21/96 L 66-59 A
 02/05/97 W 77-54 H
 02/14/98 12/- L 74-71 A
 03/06/98 16/- W 102-96 N (Atlanta)
 02/02/99 23/- W 69-52 H
 03/01/00 -/11 L 73-66 A
 02/07/01 -/10 W 82-77 (OT) H
 A 02/13/02 L 64-53 A
 A 03/07/02 L 68-61 N (Atlanta)
 H 02/12/03 L 70-62 H
 A 02/11/04 L 69-65 A
 H 02/26/05 W 70-68 H
 A 03/10/05 L 65-46 N (Atlanta)
 A 02/25/06 -/10 W 73-69 A
 H 02/24/07 L 83-72 H
 A 02/13/08 -/4 L 93-71 A
 A 03/15/08 -/4 W 92-91 N (Atlanta)
 H 02/04/09 L 74-72 H
 A 03/03/10 -/16 L 80-73 A
 H 01/08/11 W 68-65 H
 N 03/10/11 L 74-68 N
 A 02/15/12 L 71-58 H
 H 02/02/13 W 73-60 H
 A 01/22/14 L 81-74 A
 A 01/13/15 19/- L 74-69 A
 H 01/27/15 W 69-64 H
 N (Nashville)
 H 03/13/15 21/- W 80-72 H
 H 02/06/16 W 85-67 H
 A 02/27/16 W 75-65 A
 A 01/03/17 W 82-78 A
 H 12/30/17 -/19 W 95-93 (OT) H
 N (St. Louis)
 A 03/10/18 -/13 L 84-66 H
 A 01/15/19 -/3 L 106-87 A
 A 02/11/20 L 82-61 A
 H 02/26/20 W 86-69 H
 A 01/06/21 -/9 L 79-74 A
 H 02/19/22 23/16 W 58-48 H
 A 03/05/22 14/13 L 78-74 A

Tennessee-Chattanooga

Arkansas leads.....1-0
 Home:.....1-0

12/20/01 W 98-84 H

Tennessee-Martin

Arkansas leads.....3-0
 Home:.....3-0

15/05/73 W 80-68 H
 12/03/92 W 90-69 H
 12/19/13 W 72-53 H

Tennessee State

Arkansas leads.....3-0
 Home:.....3-0

12/23/95 W 86-67 H
 11/17/95 15/- W 90-68 H
 12/16/04 W 96-68 H

Tennessee Tech

Arkansas leads.....1-0
 Home:.....1-0

12/12/15 W 83-57 H

Texas

Arkansas leads.....87-68
 Home:.....46-21
 Away:.....27-43
 Neutral:.....14-4

02/27/24 L 30-26 H
 02/28/24 L 32-21 H
 02/20/25 L 20-18 A
 02/21/25 L 21-12 A
 02/05/26 W 35-12 H
 02/06/26 W 27-7 H
 02/04/27 L 32-29 A
 02/05/27 L 28-24 A

RAZORBACK RECORDS





ARKANSAS BASKETBALL RAZORBACK RECORDS

01/13/28	W	42-26	H	02/26/74	L	99-82	A	02/22/29	W	49-32	H	
01/14/28	W	59-29	H	02/14/75	W	56-52	H	02/23/29	W	38-29	H	
02/08/29	W	48-32	A	03/04/75	W	68-56	A	02/21/30	W	28-24	A	
02/08/09/29	L	36-25	A	01/20/76	L	59-57	A	02/22/30	W	25-23 (OT)	A	
01/17/30	W	22-19	H	02/18/76	W	75-68	N (LR)	1930-31	W	30-19	H	
01/18/30	L	29-27	H	01/22/77	17/-	86-58	A	1930-31	L	37-34	H	
01/08/31	W	29-21	A	02/19/77	11/-	73-61	H	1931-32	L	28-23	H	
01/09/31	L	27-25	A	01/14/78	3/-	75-69	A	03/02/32	W	33-27	A	
01/08/32	W	24-21	H	02/01/78	2/-	75-71	H	1932-33	L	25-21	H	
01/09/32	L	27-25	A	01/12/79	10/-	66-63	H	1932-33	L	25-23	H	
01/13/33	L	36-28	A	02/01/79	14/-	68-58	A	02/19/34	W	23-22	A	
01/14/33	L	31-28	A	03/03/79	9/-	39-38	N (Houston)	02/20/34	L	35-23	A	
02/09/34	L	28-26	H	01/12/80	W	55-50	A	03/01/35	W	45-41	H	
02/10/34	W	32-29	H	02/02/80	W	60-59	H	03/02/35	W	51-31	H	
02/15/35	W	47-30	A	02/29/80	W	64-62	N (San Antonio)	01/10/36	W	22-18	A	
02/16/35	L	33-25	A	01/12/81	L	62-60	H	01/11/36	W	34-27	H	
02/28/36	W	38-37	H	02/03/81	W	54-48	A	02/12/37	W	45-19	H	
02/29/36	W	43-31	H	03/06/81	15/-	76-73	N (LR)	02/13/37	W	36-32	H	
03/10/36	W	27-16	N (Houston)	01/16/82	9/-	87-73	A	01/17/38	W	45-32	A	
02/05/37	L	39-28	A	02/06/82	14/12	62-55 (OT)	H	01/18/38	W	33-22	H	
02/06/37	L	43-31	A	01/24/83	4/-	83-64	H	02/25/39	W	61-42	H	
02/11/38	W	74-38	H	02/23/83	6/-	84-67	A	02/26/39	W	66-38	H	
02/12/38	W	42-37	H	01/19/84	W	70-66	A	02/16/40	W	37-25	A	
01/13/39	L	41-37	A	02/18/84	14/-	59-41	H	02/17/40	L	41-38	H	
01/14/39	W	65-41	A	01/12/85	W	64-58	H	01/17/41	W	66-38	H	
01/12/40	L	52-33	H	02/14/85	W	60-51	A	01/18/41	W	58-36	H	
01/13/40	W	54-44	H	03/08/85	W	66-46	N (Dallas)	02/13/42	W	47-45	A	
01/10/41	W	50-38	A	01/08/86	L	59-55	A	02/14/42	W	40-31	A	
01/11/41	W	44-34	A	02/08/86	L	61-57	H	02/19/43	W	79-49	H	
02/20/42	W	42-34	H	01/08/87	W	79-62	H	02/20/43	L	67-52	H	
02/21/42	L	58-37	H	02/04/87	L	78-73	A	02/25/44	W	70-35	A	
12/29/42	W	66-44	N (Oklahoma City)	01/06/88	W	91-62	H	02/26/44	W	60-38	A	
02/12/43	L	45-31	A	02/06/88	L	79-72	A	02/23/45	W	80-21	H	
02/13/43	L	48-35	A	01/07/89	W	99-92	A	02/24/45	W	87-36	H	
02/11/44	W	59-48	H	02/08/89	W	105-82	H	02/25/46	L	56-55	A	
02/12/44	W	54-46	H	03/12/89	W	100-76	N (Dallas)	02/26/46	W	53-43	H	
01/19/45	L	49-40	A	01/25/90	6/-	109-100	H	02/21/47	W	62-56	H	
01/20/45	W	74-38	A	02/04/90	3/-	103-96 (OT)	A	02/22/47	W	71-58	H	
01/14/46	W	55-47	H	03/24/90	7/-	88-85	N (Dallas)	01/09/48	W	62-47	A	
01/15/46	W	90-63	H	01/10/91	2/-	101-89	H	01/10/48	W	57-46	A	
02/28/47	L	49-44	A	03/03/91	3/23	99-86	A	01/31/49	W	62-47	H	
03/01/47	L	66-46	A	03/10/91	5/23	120-89	N (Dallas)	02/28/49	W	61-46	A	
02/20/48	W	54-40	H	12/20/06	L	80-76	A	01/12/50	L	43-35	A	
02/21/48	L	54-43	H	01/06/09	-/7	67-61	H	02/13/50	W	52-46	H	
02/07/49	W	60-54	A	01/05/19	-/2	96-85	H	02/03/51	L	34-33	H	
02/12/49	W	54-50	H	01/04/11	-/12	79-46	A	02/12/51	W	45-38	A	
01/14/50	W	60-51	H	12/17/16	W	77-74	N (Houston)	12/26/51	L	49-46	N (Dallas)	
02/03/50	W	51-37	A	11/09/18	L	73-71 (OT)	N (El Paso)	01/05/52	L	47-42	H	
01/15/51	L	50-42	H	Texas-Arlington				02/11/52	W	49-40	A	
02/19/51	W	40-38	A	Arkansas leads.....9-0				01/10/53	L	56-48 (2OT)	A	
01/12/52	L	62-51	A	Home.....7-0				02/16/53	W	45-38	H	
03/01/52	W	45-44	H	Away.....1-0				02/01/54	W	80-55	H	
01/12/53	L	62-57	A	Neutral.....1-0				02/22/54	W	67-54	A	
02/14/53	L	70-65	H	12/18/65				W	74-70	N (Houston)	A	
12/29/53	L	66-65 (OT)	N (Houston)	12/14/68				W	62-59	H	A	
01/09/54	L	64-61	A	12/14/68				W	73-63	N (Houston)	H	
02/26/54	L	67-57	H	12/14/68				W	80-49	H	A	
02/05/65	L	75-74 (OT)	A	12/27/68				W	98-66	N (LR)	H	
02/19/65	W	79-74	H	12/13/69				W	89-66	H	A	
01/09/66	W	70-67	A	11/22/99				W	61-52	H	A	
02/18/66	W	79-69	H	12/31/10				W	73-65	H	A	
12/27/66	W	89-76	N (Houston)	11/18/16				W	63-46	H	A	
01/14/67	W	67-66	H	11/23/18				W	67-51	17/-	A	
02/25/67	W	70-54	A	12/02/20				W	66-57	L	A	
12/26/67	W	83-67	N (Houston)	Texas-Pan American				02/21/59	W	72-71	H	
01/04/68	W	57-55	A	Arkansas leads.....2-0				02/09/60	-/12	L	77-68	H
03/04/68	W	74-60	H	Home.....2-0				02/20/60	-/11	L	82-61	A
02/07/69	W	77-74 (OT)	A	12/15/99				W	81-62	A	A	
02/28/69	W	63-56	H	12/30/05				W	70-68	H	A	
12/30/69	W	68-58	N (Houston)	Texas-San Antonio				01/03/62	W	64-59	H	
01/11/60	L	72-66	A	Arkansas leads.....6-0				02/23/62	L	89-79	A	
02/26/60	L	71-57	H	Home.....3-0				02/02/63	W	66-55	H	
01/14/61	L	68-58	A	Away.....1-0				02/16/63	L	80-78	H	
02/14/61	W	74-59	H	Neutral.....2-0				02/08/64	L	72-64	A	
01/06/62	L	73-59	A	11/30/81				18/-	W	71-42	A	H
02/27/62	L	61-60	H	12/01/82				16/-	W	78-59	H	A
01/05/63	L	69-63	H	12/18/84				W	74-67	N (LR)	A	
03/01/63	L	99-86	A	12/12/07				W	67-42	H	A	
01/07/64	W	58-53	H	01/04/14				W	104-71	H	A	
03/03/64	L	80-67	A	12/15/18				W	79-67	N (NLR)	A	
02/09/65	L	81-65	N (LR)	Texas A&M				02/25/69	L	79-66	H	
02/23/65	L	74-72	H	Arkansas leads.....105-59				SEC: 10-8	01/06/70	L	64-59	H
01/15/66	W	93-82	H	(Texas A&M joined SEC in '12-'13)				SEC: 8-1	02/24/70	L	72-60	H
03/01/66	L	74-70	A	Home.....60-15				SEC: 8-1	02/06/71	L	87-83	H
01/03/67	L	71-62	A	Away.....38-39				SEC: 2-6	03/05/71	L	92-89	A
02/11/67	L	67-61	H	Neutral.....7-5				SEC: 0-1	01/22/72	W	100-89	H
01/13/68	W	85-80	N (LR)	02/20/24				L	35-27	A	A	
03/02/68	W	74-73	A	02/21/24				L	32-17	A	A	
01/13/69	L	67-59	A	02/06/25				W	54-18	H	A	
03/04/69	W	69-65	H	02/07/25				W	38-17	H	A	
01/10/70	L	75-69	A	02/15/26				W	37-27	A	A	
02/28/70	W	78-61	H	02/16/26				W	35-21	A	A	
01/09/71	L	88-79	H	02/22/72				L	92-86	H	A	
02/20/71	W	88-87 (OT)	A	01/20/73				W	76-72	H	A	
01/29/72	L	117-93	A	02/12/77				L	92-86	H	A	
02/22/72	L	92-86	H	02/13/73				W	86-74	H	A	
01/20/73	W	76-72	A	02/13/73				W	88-79	H	A	
02/13/73	W	86-74	H	02/05/74				L	86-80 (OT)	H	A	
02/02/74	L	96-81	H	03/02/74				W	97-86	H	A	
				02/08/75				W	95-89 (2OT)	H	A	
				02/15/75				L	62-60	H	A	
				01/24/76				W	93-91 (2OT)	H	A	
				02/20/28				W	42-18	A	A	
				02/21/28				W	46-31	A	A	

Series Results Versus All Opponents

01/24/77	17/-	W	72-58	H	02/28/42	W	63-37	H
02/22/77	6/-	W	63-62	A	12/30/42	L	37-25	N (Oklahoma City)
01/17/78	6/-	W	84-68	H	03/04/43	W	33-23	A
02/07/78	2/-	W	80-79	A	03/05/43	W	54-39	A
01/17/79	11/15	L	74-69 (OT)	H	01/07/44	W	71-50	H
02/06/79	14/11	W	60-56	H	01/08/44	W	60-29	H
01/22/80	L	45-39	A	02/02/45	W	37-33	A	
02/12/80	W	45-44	H	02/03/45	W	60-35	A	
03/01/80	L	52-50	N (San Antonio)	02/08/46	L	53-50	H	
01/24/81	W	52-47	H	02/09/46	W	58-36	H	
02/17/81	W	65-61	A	01/14/47	W	54-39	A	
01/26/82	12/-	W	64-63	A	01/15/47	W	63-53	A
02/15/82	8/-	W	92-75	H	02/13/48	W	37-30	H
01/13/83	7/-	W	66-64	H	02/14/48	W	47-38	H
02/12/83	8/-	W	62-55	A	01/17/49	W	41-36	A
01/17/84	W	77-54	H	02/21/49	W	67-52	H	
02/08/84	W	59-58	A	02/17/50	W	52-43	H	
03/10/84	8/-	W	49-47	N (Houston)	01/06/51	L	42-31	A
01/02/85	W	70-67	A	02/26/51	L	52-42	H	
02/01/85	W	58-53	A	02/02/52	W	56-45	N (LR)	
01/29/86	L	81-67	H	02/25/52	L	68-56	A	
03/01/86	L	93-76	H	02/02/53	L	49-46	H	
03/07/86	L	67-51	N (Dallas)	02/23/53	L	65-63	H	
01/25/87	W	87-69	H	12/28/53	W	60-50	N (Houston)	
02/24/87	W	100-97 (2OT)	H	02/06/54	W	66-59	A	
01/16/88	L	74-67	A	02/13/54	W	70-55	H	
02/17/88	W	79-58	H	01/14/55	L	67-62	H	
03/11/88	W	76-64	N (Dallas)	03/01/55	W	110-89	A	
01/16/89	W	75-60	H	02/10/56	W	74-72	A	
02/18/89	L	82-71	A	02/28/56	W	90-71	H	
03/11/89	W	94-84	N (Dallas)	01/29/57	W			

Series Results Versus All Opponents

01/09/88	W	96-53	H
02/10/88	W	63-61	A
01/11/89	L	51-45	A
02/11/89	W	100-60	H
01/13/90	12/-	W 93-79	H
02/14/90	8/-	L 81-79	A
01/15/91	2/-	W 93-73	A
02/16/91	3/-	W 97-61	H

Texas Southern

Arkansas leads.....7-0			
Home.....5-0			
Neutral.....2-0			
12/01/88	W	97-79	N (LR)
12/28/93	W	129-63	H
03/17/95	W	79-78	N (Austin)
12/03/08	W	80-61	H
12/22/10	W	67-59	H
12/30/11	W	77-49	H
11/19/19	W	82-51	H

Texas State

Arkansas leads.....4-0			
Home.....4-0			
12/04/01	W	90-68	H
12/21/02	W	70-60	H
12/06/05	W	73-67	H
12/22/18	W	73-70	H

Texas Tech

Arkansas trails.....40-40			
Home.....24-10			
Away.....11-24			
Neutral.....5-6			
12/28/42	W	43-38	N (Oklahoma City)
12/28/57	W	71-67	N (Houston)
01/13/58	W	58-55	H
02/15/58	L	69-48	A
12/29/58	L	72-62	N (Houston)
01/03/59	W	61-57	H
03/03/59	L	80-69	A
02/02/60	L	82-79	A
02/16/60	W	78-55	H
02/07/61	L	72-66	H
02/18/61	L	87-81	A
02/03/62	L	66-64	H
02/17/62	L	76-64	A
02/05/63	L	80-75 (OT)	A
02/19/63	W	83-78	H
01/04/64	L	93-84	A
02/29/64	L	87-86	H
01/09/65	L	93-78	A
03/02/65	L	87-80	H
01/08/66	W	74-65	H
02/25/66	L	79-74	A
01/07/67	W	70-65	H
02/28/67	L	73-59	A
02/06/68	W	61-56	H
02/13/68	L	74-72	A
02/04/69	W	64-53	H
02/18/69	L	59-57	A
01/31/70	L	50-48	A
02/21/70	L	76-71	N (LR)
01/12/71	L	98-68	A
02/23/71	L	89-87	H
02/01/72	L	76-73	H
02/26/72	L	86-85	A
02/06/73	L	73-64	H
02/27/73	L	64-63	H
01/12/74	L	80-77 (OT)	H
02/12/74	L	89-83	H
01/21/75	W	65-62	H
02/22/75	L	63-55	A
01/28/76	W	92-86 (2OT)	H
02/03/76	L	86-78	A
03/05/76	L	70-63	N (Dallas)
01/04/77	18/-	W 41-38	H
01/10/77	18/-	W 60-53	H
01/28/78	4/-	W 54-49	A
02/21/78	4/-	W 58-49	H
01/27/79	15/-	W 63-57	H
02/20/79	10/-	W 66-65	A
03/02/79	9/-	W 93-77	N (Houston)
01/28/80	W	71-69 (OT)	H
02/22/80	W	84-60	H
01/28/81	W	60-35	H
02/28/81	18/-	W 64-61	A
01/02/82	5/-	L 79-74	A
02/27/82	15/-	W 67-61	H
01/26/83	12/-	W 62-59	H
02/26/83	6/-	W 77-63	H
01/21/84	W	67-57	H
02/23/84	11/-	W 55-49	A
01/16/85	L	64-48	A
02/16/85	L	52-50	H
03/10/85	L	67-64	N (Dallas)
01/11/86	L	48-46	H

02/12/86	W	79-72 (OT)	A
01/10/87	L	95-73	A
02/07/87	W	93-75	H
03/06/87	L	73-59	N (Dallas)
02/03/88	W	69-48	H
03/06/88	W	75-65	H
01/14/89	W	69-62	A
02/04/89	L	84-73	A
01/06/90	14/-	W 92-75	A
02/07/90	3/-	W 100-77	H
01/12/91	2/-	W 113-86	A
02/13/91	3/-	W 87-69	H
12/21/05	W	78-65	N (Dallas)
12/16/06	L	71-56	N (NLR)
01/30/16	W	75-68 (OT)	H
01/26/19	-14	L 67-64	A
03/21/21	10/21	W 68-66	N (Indianapolis)

Texas Wesleyan

Arkansas leads.....7-0			
Neutral.....1-0			
12/29/42	W	52-46	N (Oklahoma City)

Toledo

Arkansas leads.....7-0			
Neutral.....1-0			
12/28/62	W	58-55	N (Oklahoma City)

Troy

Arkansas leads.....4-1			
Home.....2-1			
Neutral.....2-0			
12/10/69	20/-	W 137-70	H
12/03/02	L	74-66	H
11/21/04	W	89-54	N (St. Thomas V.I.)
12/04/10	W	75-60	H
12/16/17	W	88-63	N (NLR)

Tulane

Arkansas leads.....5-0			
Home.....1-0			
Away.....3-0			
Neutral.....1-0			
12/10/49	W	42-41	A
12/09/72	W	87-83	A
01/08/74	W	89-73	H
12/06/75	W	67-55	N (LR)
02/07/77	14/-	W 76-73	A

Tulsa

Arkansas leads.....37-24			
Home.....25-8			
Away.....9-15			
Neutral.....3-1			
12/15/31	W	33-28	H
12/16/31	W	37-29	H
12/29/32	W	35-25	A
02/13/33	W	28-19	H
01/06/34	W	18-13	H
01/29/34	L	25-24	A
12/18/34	L	25-21	A
01/05/35	W	33-34	H
12/20/35	W	47-30	A
01/25/36	W	42-28	H
01/31/42	W	59-30	H
12/24/42	W	69-27	H
12/04/46	W	56-21	H
12/02/50	13/-	W 59-46	A
12/09/50	13/-	L 48-46	A
12/27/50	W	53-44	N (Oklahoma City)
12/12/51	L	48-44	A
12/22/51	L	66-48	H
12/10/52	L	69-50	A
01/03/53	L	61-50	H
12/05/53	L	51-50	A
01/02/54	W	55-49	H
12/11/54	L	63-47	A
01/01/55	W	68-60	H
12/03/55	L	53-45	H
03/01/56	L	55-51	A
12/06/56	W	77-70 (OT)	A
02/12/57	W	52-43	H
12/07/57	W	79-61	H
01/23/58	20/-	W 50-43	A
12/19/58	L	54-52	H
01/24/59	L	61-54	A
01/27/59	W	65-51	H
01/28/60	L	78-65	A
12/13/60	L	64-59	A
01/26/61	W	66-58	H
12/14/61	W	87-59	H
01/24/62	W	99-77	A
12/13/62	L	76-68	H
01/31/63	L	68-66	A
01/25/64	L	95-86	A
12/15/64	W	65-64	H
12/10/69	L	74-66	N (Memphis)
01/09/73	L	85-81	H
12/22/73	L	95-72	A

12/24/74	L	64-60	H
12/23/76	18/-	W 81-66	A
12/15/84	W	70-66	N (LR)
11/29/87	L	68-47	A
02/25/89	W	118-69	H
12/23/91	15/-	W 74-64	A
12/23/92	10/-	W 101-87	H
12/23/93	1/-	W 93-91 (OT)	A
03/25/94	2/-	W 103-84	N (Dallas)
12/23/94	3/-	W 82-63	H
11/28/01	W	79-75	A
11/30/02	-122	L 61-60	A
12/30/03	W	81-74	A
11/30/04	W	85-73	H
01/02/07	W	68-59	H
12/14/19	W	98-79	H

UCLA

Arkansas trails.....1-2			
Away.....0-1			
Neutral.....1-1			
11/30/73	-1	L 101-79	A
03/16/78	5/2	W 74-70	N (Albuquerque)
04/03/95	6/1	L 89-78	N (Seattle)

U.S. International

Arkansas leads.....1-0			
Home.....1-0			
12/09/89	10/-	W 166-101	H

Utah

Arkansas trails.....0-1			
Neutral.....0-1			
03/14/98	17/7	L 75-69	N (Boise, Idaho)

Utah State

Arkansas leads.....1-0			
Away.....0-1			
12/21/71	L	95-94	A

Utah Valley

Arkansas leads.....2-0			
Home.....2-0			
11/22/11	W	67-59	H
01/03/15	W	79-46	H

Valparaiso

Arkansas leads.....1-0			
Neutral.....1-0			
12/21/19	W	72-68	N (NLR)

Vanderbilt

Arkansas leads.....29-13 SEC: 28-12			
(Arkansas joined SEC in '91-92)			
Home.....16-4 SEC: 15-4			
Away.....8-8 SEC: 8-7			
Neutral.....5-1 SEC: 5-1			
12/14/63	L	101-77	A
11/14/90	2/-	W 107-70	H
02/12/92	11/-	W 91-71	H
01/20/93	8/19	L 102-89	A
02/01/94	6/-	W 89-76	H
02/11/95	12/-	W 97-94 (OT)	A
03/10/95	5/-	W 73-72	N (Atlanta)
01/13/96	L	80-73	H
02/08/97	L	87-83 (OT)	A
02/07/98	14/-	W 93-83	H
02/06/99	23/-	L 73-69	A
02/23/00	W	78-63	H
01/13/01	L	81-64	A
03/02/02	W	81-67	H
02/26/03	W	60-50	A
01/24/04	-122	W 70-62	A
02/19/05	L	79-65	H
01/14/06	W	78-66	A
03/03/07	-119	W 82-67	A
03/09/07	W	72-71	N (Atlanta)
03/01/08	-118	W 78-73	H
03/14/08	-118	W 81-75	N (Atlanta)
03/08/09	L	75-58	H
02/27/10	-116	L 89-72	A
01/29/11	-119	W 89-78	A
01/31/12	-125	W 82-74	H
01/02/13	W	56-33	H
02/09/13	L	67-49	A
03/14/13	L	75-72	N (Nashville)
02/08/14	W	77-75	A
01/10/15	23/-	W 82-70	H
01/05/16	W	90-85 (OT)	H
01/24/17	W	71-70	A
02/07/17	L	72-59	H
03/11/17	W	76-62	N (Nashville)
02/10/18	W	72-54	H
02/05/19	W	69-66	H
03/06/19	W	84-48	A
01/15/20	W	75-55	H
03/11/20	W	86-73	N (Nashville)

RAZORBACK RECORDS



01/23/21	W	92-71	A
01/04/22	L	75-74	H

Vermont

Arkansas leads.....1-0			
Neutral.....1-0			
03/18/22	17/-	W 75-71	N (Buffalo)

Villanova

Arkansas trails.....0-3			
Away.....0-1			
Neutral.....0-2			
01/29/84	16/-	L 58-54	A
03/18/88	L	82-74	N (Cincinnati)
11/22/98	19/-	L 76-63	N (Fairbanks, Alaska)

Virginia

Arkansas trails.....3-4			
Home.....1-0			
Away.....0-2			
Neutral.....2-2			
03/18/84	8/-	L 53-51 (OT)	N (E. Rutherford)
01/27/85	L	54-52	A
12/20/86	L	78-66	N (PB)
12/12/87	W	66-52	H
11/30/88	L	75-65	A
03/26/95	6/13	W 68-61	N (Seattle)
11/20/98	19/-	W 85-83	N (Fairbanks)

Virginia Commonwealth

Arkansas leads.....1-0			
Neutral.....1-0			
11/18/07	18/-	W 70-60	



Season	Coach	Record	Conference	Finish	Postseason
1923-24	Francis Schmidt	17-11	3-9	7th	--
1924-25	Francis Schmidt	21-5	9-3	3rd	--
1925-26	Francis Schmidt	23-2	11-1	1st	--
1926-27	Francis Schmidt	14-2	8-2	1st	--
1927-28	Francis Schmidt	19-1	12-0	1st	--
1928-29	Francis Schmidt	19-1	11-1	1st	--
1929-30	Charles Bassett	16-7	10-2	1st	--
1930-31	Charles Bassett	14-9	7-5	T-3rd	--
1931-32	Charles Bassett	18-6	8-4	3rd	--
1932-33	Charles Bassett	14-7	6-6	4th	--
1933-34	Glen Rose	16-8	6-6	T-3rd	--
1934-35	Glen Rose	14-5	9-3	T-1st	--
1935-36	Glen Rose	24-3	11-1	1st	--
1936-37	Glen Rose	12-6	8-4	2nd	--
1937-38	Glen Rose	19-3	11-1	1st	--
1938-39	Glen Rose	18-5	9-3	2nd	--
1939-40	Glen Rose	12-10	6-6	4th	--
1940-41	Glen Rose	20-3	12-0	1st	NCAA Final Four
1941-42	Glen Rose	19-4	10-2	T-1st	--
1942-43	Eugene Lambert	19-7	8-4	3rd	--
1943-44	Eugene Lambert	16-8	11-1	T-1st	NCAA Selection*
1944-45	Eugene Lambert	17-9	9-3	2nd	NCAA Final Four
1945-46	Eugene Lambert	16-7	9-3	2nd	--
1946-47	Eugene Lambert	14-10	8-4	T-2nd	--
1947-48	Eugene Lambert	16-8	8-4	3rd	--
1948-49	Eugene Lambert	15-11	9-3	T-1st	NCAA Elite 8
1949-50	Presley Askew	12-12	8-4	T-1st	--
1950-51	Presley Askew	13-11	7-5	4th	--
1951-52	Presley Askew	10-14	4-8	T-6th	--
1952-53	Glen Rose	10-11	4-8	T-5th	--
1953-54	Glen Rose	13-9	6-6	T-3rd	--
1954-55	Glen Rose	14-9	8-4	T-2nd	--
1955-56	Glen Rose	11-12	9-3	2nd	--
1956-57	Glen Rose	11-12	5-7	5th	--
1957-58	Glen Rose	17-10	9-5	T-1st	NCAA Sweet 16
1958-59	Glen Rose	9-14	6-8	T-5th	--
1959-60	Glen Rose	12-11	7-7	T-4th	--
1960-61	Glen Rose	16-7	9-5	3rd	--
1961-62	Glen Rose	14-10	5-9	6th	--
1962-63	Glen Rose	13-11	8-6	4th	--
1963-64	Glen Rose	9-14	6-8	6th	--
1964-65	Glen Rose	9-14	5-9	5th	--
1965-66	Glen Rose	13-10	7-7	T-4th	--
1966-67	Duddy Waller	6-17	4-10	T-7th	--
1967-68	Duddy Waller	10-14	7-7	5th	--
1968-69	Duddy Waller	10-14	4-10	8th	--
1969-70	Duddy Waller	5-19	3-11	8th	--
1970-71	Lanny Van Eman	5-21	1-13	8th	--
1971-72	Lanny Van Eman	8-18	5-9	6th	--
1972-73	Lanny Van Eman	16-10	9-5	T-2nd	--
1973-74	Lanny Van Eman	10-16	6-8	5th	--
1974-75	Eddie Sutton	17-9	11-3	2nd	--
1975-76	Eddie Sutton	19-9	9-7	4th	--
1976-77	Eddie Sutton	26-2	16-0	1st	NCAA First Round
1977-78	Eddie Sutton	32-4	14-2	T-1st	NCAA Final Four
1978-79	Eddie Sutton	25-5	13-3	T-1st	NCAA Elite 8
1979-80	Eddie Sutton	21-8	13-3	2nd	NCAA First Round
1980-81	Eddie Sutton	24-8	13-3	1st	NCAA Sweet 16
1981-82	Eddie Sutton	23-6	12-4	1st	NCAA Second Round
1982-83	Eddie Sutton	26-4	14-2	2nd	NCAA Sweet 16
1983-84	Eddie Sutton	25-7	14-2	2nd	NCAA Second Round
1984-85	Eddie Sutton	22-13	10-6	2nd	NCAA Second Round
1985-86	Nolan Richardson	12-16	4-12	7th	--
1986-87	Nolan Richardson	19-14	8-8	5th	NIT Second Round
1987-88	Nolan Richardson	21-9	11-5	T-2nd	NCAA First Round
1988-89	Nolan Richardson	25-7	13-3	1st	NCAA Second Round
1989-90	Nolan Richardson	30-5	14-2	1st	NCAA Final Four
1990-91	Nolan Richardson	34-4	15-1	1st	NCAA Elite 8
• Arkansas joins the Southeastern Conference •					
1991-92	Nolan Richardson	26-8	13-3	1st Overall	NCAA Second Round
1992-93	Nolan Richardson	22-9	10-6	1st West	NCAA Sweet 16
1993-94	Nolan Richardson	31-3	14-2	1st Overall	NCAA Champion
1994-95	Nolan Richardson	32-7	12-4	T-1st West	NCAA Runner-up

Season	Coach	Record	Conference	Finish	Postseason
1995-96	Nolan Richardson	20-13	9-7	T-2nd West	NCAA Sweet 16
1996-97	Nolan Richardson	18-14	8-8	2nd West	NIT Final Four
1997-98	Nolan Richardson	24-9	11-5	2nd West	NCAA Second Round
1998-99	Nolan Richardson	23-11	9-7	2nd West	NCAA Second Round
1999-00	Nolan Richardson	19-15	7-9	3rd West	NCAA First Round
2000-01	Nolan Richardson	20-11	10-6	2nd West	NCAA First Round
2001-02	Nolan Richardson**	14-15	6-10	T-4th West	--
2002-03	Stan Heath	9-19	4-12	T-5th West	--
2003-04	Stan Heath	12-16	4-12	6th West	--
2004-05	Stan Heath	18-12	6-10	4th West	--
2005-06	Stan Heath	22-10	10-6	T-2nd West	NCAA First Round
2006-07	Stan Heath	21-14	7-9	3rd West	NCAA First Round
2007-08	John Pelphrey	23-12	9-7	2nd West	NCAA Second Round
2008-09	John Pelphrey	14-16	2-14	6th West	--
2009-10	John Pelphrey	14-18	7-9	T-3rd West	--
2010-11	John Pelphrey	18-13	7-9	T-3rd West	--
2011-12	Mike Anderson	18-14	6-10	9th	--
2012-13	Mike Anderson	19-13	10-8	7th	--
2013-14	Mike Anderson	22-12	10-8	5th	NIT Second Round
2014-15	Mike Anderson	27-9	13-5	2nd	NCAA Third Round
2015-16	Mike Anderson	16-16	9-9	8th	--
2016-17	Mike Anderson	26-10	12-6	3rd	NCAA Second Round
2017-18	Mike Anderson	23-12	10-8	T-4th	NCAA First Round
2018-19	Mike Anderson	18-16	8-10	T-9th	NIT Second Round
2019-20	Eric Musselman	20-12	7-11	T-10th	#
2020-21	Eric Musselman	25-7	13-4	2nd	NCAA Elite 8
2021-22	Eric Musselman	28-9	13-5	4th	NCAA Elite 8

Totals 99 years 1,761-983 861-568 (.642) (.603)

* Southwest Conference champion Arkansas prevented from participating in NCAA Tournament due to an automobile accident.

** Mike Anderson was 1-1 as interim head coach.

- Due to COVID-19, the SEC Tournament was canceled after Rd.1 and, on Feb. 12, the NCAA canceled all postseason championships.



Head Coach **Nolan Richardson**, with former President of the United States **Bill Clinton**, won 389 games and guided Arkansas to the Final Four three times from 1986-2002.



Head Coaches History

Years	Coach	Years	NCAA Appearances	W	L	Pct.
1924-29	Francis Schmidt	6	0	113	22	.837
1930-33	Charles Bassett	4	0	62	29	.681
1934-42	Glen Rose *	9	1	154	47	.766
1943-49	Eugene Lambert	7	3	113	60	.653
1950-52	Presley Askew	3	0	35	37	.486
1953-66	Glen Rose *	14	1	171	154	.526
<i>* - Glen Rose was a combined 325-201 (.618) in his 23 total seasons as head coach over two stints</i>						
1967-70	Duddy Waller	4	0	31	64	.326
1971-74	Lanny Van Eman	4	0	39	65	.375
1975-85	Eddie Sutton	11	9	260	75	.776
1986-02	Nolan Richardson	17	13	389	169	.697
2003-07	Stan Heath	5	2	82	71	.536
2008-11	John Pelphrey	4	1	69	59	.539
2012-19	Mike Anderson	8	4	169	102	.624
2019-pres.	Eric Musselman	3	2 #	73	28	.723
Totals		99	36	1,761	983	.642

- Due to COVID-19, the NCAA canceled all postseason championships for the 2019-20 season from March 2020 through June 2020.



MIKE ANDERSON
8 seasons: 169-102 *



PRESLEY ASKEW
3 seasons: 35-37



CHARLES BASSETT
4 seasons: 62-29



STAN HEATH
5 seasons: 82-71



EUGENE LAMBERT
7 seasons: 113-60




ERIC MUSSELMAN
23 seasons: 73-28



JOHN PELPHREY
4 seasons: 69-59



NOLAN RICHARDSON
17 seasons: 389-169



GLEN ROSE
23 seasons: 325-201
1st Stint - 9 seasons: 154-47
2nd Stint - 14 seasons: 171-154



FRANCIS SCHMIDT
6 seasons: 113-22



EDDIE SUTTON
11 seasons: 260-75



LARRY VAN EMAN
4 seasons: 39-65



DUDDY WALLER
4 seasons: 31-64

*The records do not reflect Mike Anderson's 1-1 record as interim coach during the 2001-02 season.





ARKANSAS BASKETBALL RAZORBACK RECORDS

Year-By-Year Results

OPPONENT NAME CHANGES

Then	Now (Date Changed)
Arkansas Normal	Central Arkansas (1975)
Baptist College	Charleston Southern (1990)
Northeast Louisiana	Louisiana-Monroe (1999)
Southeastern State	Southeastern Okla. State (1974)
Southwest Texas	Texas State (2003)
Southwest Missouri State	Missouri State (2005)
Southwestern Presbyterian	Rhodes College (1984)
Southwestern Louisiana	Louisiana-Lafayette (1999)

1923-24 17-11, 3-9 (7th)

Coach: Francis Schmidt

Date	Opponent	UA/Opp Rank	W/L	ARK	OPP
12/19	at Northeastern State		W	19	13
12/20	at Northeastern State		W	33	12
12/21	Boynton Boys School		W	46	18
12/27	Jonesboro YMCA		L	25	38
12/29	Gay Oil Company		W	34	19
12/31	at North Little Rock High		W	35	28
01/01	Fort Smith Faculty		W	69	8
	Ozark Athletic Club		W	61	36
01/04	Northeastern State		W	43	22
01/05	Northeastern State		W	42	14
01/11	Central Arkansas		W	62	27
01/12	Central Arkansas		W	34	14
01/18	Missouri State		L	31	38
01/09	Missouri State		W	22	21
01/25	SMU *		L	11	17
01/26	SMU *		W	21	15
02/01	TCU *		L	30	31
02/02	TCU *		L	21	23
02/08	Hendrix College		W	28	18
02/09	Hendrix College		W	39	21
02/18	at Baylor *		L	29	33
02/19	at Baylor *		W	28	14
02/20	at Texas A&M *		L	27	35
02/21	at Texas A&M *		L	17	32
02/22	at Rice *		L	19	22
02/23	at Rice *		W	29	22
02/27	Texas *		L	26	30
02/28	Texas *		L	21	32

* Southwest Conference games

1924-25

21-5, 9-3 (3rd)

Coach: Francis Schmidt

Date	Opponent	UA/Opp Rank	W/L	ARK	OPP
	at College of the Ozarks		W	27	18
	vs. Gay Oil Company @ LR		W	31	13
12/23	vs. England National Bank @ LR		W	31	22
12/24	Stuttgart Athletic Club		W	34	18
12/25	Jonesboro YMCA		W	28	24
12/26	Southeast Missouri State		L	21	281
	at Cairo (Ill.) Aces		W	35	7
	at Bemis (Tenn.) YMCA		W	31	24
	at Arkansas State		W	31	9
	at England Athletic Club		W	78	22
01/19	Hendrix College		W	40	16
01/10	Hendrix College		W	34	25
01/14	at SMU *		W	29	25
01/15	at SMU *		W	29	20
01/16	at TCU *		L	26	28
01/17	at TCU *		W	21	20
01/23	Baylor *		W	39	14
01/24	Baylor *		W	23	14
02/01	Rice *		W	37	19
02/02	Rice *		W	29	9
02/06	Texas A&M *		W	54	18
02/07	Texas A&M *		W	38	17
02/20	at Texas *		L	18	20
02/21	at Texas *		L	12	21
02/27	Oklahoma State		W	21	17
02/28	Oklahoma State		L	23	25

* Southwest Conference games

1925-26

23-2, 11-1 (1st)

• SWC CHAMPION •
Coach: Francis Schmidt

Date	Opponent	UA/Opp Rank	W/L	ARK	OPP
	at Ozark Athletic Club		W	81	7
	at Fort Smith National Guard		W	64	6
	vs. Union Trust Company @ LR		W	35	22
	England Athletic Club		W	64	18
	at Jonesboro YMCA		W	29	22
	at Arkansas State		W	32	14
12/31	at Centralia (Ill.) Lions		W	29	13
01/01	at New Coliseum (St. Louis) Ath. Club		W	29	20
01/02	at St. Louis		L	30	40
01/08	Hendrix College		W	43	25
01/09	Hendrix College		W	39	21
01/15	SMU *		W	29	27
01/16	SMU *		W	28	8
01/22	at Baylor *		W	22	9
01/23	at Baylor *		W	19	14
01/29	Centenary		W	69	21
01/30	Centenary		W	43	9
02/05	Texas *		W	35	12
02/06	Texas *		W	27	7
02/12	at Rice *		W	54	15
02/13	at Rice *		W	25	17
02/15	at Texas A&M *		W	37	27
02/16	at Texas A&M *		W	35	21
02/26	TCU *		W	24	23
02/27	TCU *		L	15	30

* Southwest Conference games

1926-27

14-2, 8-2 (1st)

• SWC CHAMPION •
Coach: Francis Schmidt

Date	Opponent	UA/Opp Rank	W/L	ARK	OPP
	Northeastern State		W	27	13
	Northeastern State		W	25	19
	at Graham & Broening @ LR		W	38	34
	at Southwestern Bell @ LR		W	42	26
	at Jonesboro YMCA		W	49	25
	at Arkansas State		W	42	12
01/07	Rice *		W	36	18
01/08	Rice *		W	34	18
01/14	at TCU *		W	24	16
01/15	at TCU *		OT W	23	22
01/21	Texas A&M *		W	34	27
01/22	Texas A&M *		W	25	16
02/04	at Texas *		L	29	32
02/05	at Texas *		L	24	28
	at SMU *		W	32	30
	at SMU *		W	32	31

* Southwest Conference games

1927-28

19-1, 12-0 (1st)

• SWC CHAMPION •
Coach: Francis Schmidt

Date	Opponent	UA/Opp Rank	W/L	ARK	OPP
12/16	Northeastern State		W	59	29
12/17	Northeastern State		W	61	24
12/21	at Drury College		W	39	20
12/22	at Missouri State		L	31	45
12/30	at College of the Ozarks		W	53	27
12/31	at College of the Ozarks		W	59	20
01/16	TCU *		W	23	18
01/07	TCU *		OT W	28	24
01/13	Texas *		W	42	26
01/14	Texas *		W	59	29
01/20	Hendrix College		W	69	30
01/21	Hendrix College		W	50	24
02/23	at Baylor *		W	59	21
02/04	at Baylor *		W	34	21



Long before Bud Walton Arena and even Barnhill Arena, Arkansas played its home games in Schmitt's Barn.



Year-By-Year Results

02/10	SMU *	W	48	26
02/11	SMU *	W	34	22
02/17	at Rice *	W	20	11
02/18	at Rice *	W	28	23
02/20	at Texas A&M *	W	42	18
02/21	at Texas A&M *	W	46	31

*Southwest Conference games

1928-29 19-1, 11-1 (1st) • SWC champion • Coach: Francis Schmidt

Date	Opponent	UA/Opp Rank	W/L	ARK	OPP
	Northeastern State		W	54	28
	Northeastern State		W	54	34
	Little Rock All-Stars		W	32	21
	at Fort Smith Collegians		W	45	22
	at Jonesboro YMCA		W	43	30
	at Earle Cardinals		W	47	25
01/04	at SMU *		W	32	26
01/05	at SMU *		W	39	17
01/07	at TCU *		W	41	24
01/08	at TCU *		W	66	26
	Baylor *		W	59	24
	Baylor *		W	71	23
	Drury College		W	52	25
	Drury College		W	42	22
02/08	at Texas *		W	48	32
02/09	at Texas *		L	25	36
02/15	Rice *		W	51	18
02/16	Rice *		W	44	13
02/22	Texas A&M *		W	49	32
02/23	Texas A&M *		W	38	29

*Southwest Conference games

1929-30 16-7, 10-2 (1st) • SWC champion • Coach: Charles Bassett

Date	Opponent	UA/Opp Rank	W/L	ARK	OPP
	Northeastern State		W	57	26
	Northeastern State		W	37	17
	Southeastern State		W	32	29
	Southeastern State		W	24	22
01/02	at Drury College		L	25	28
01/03	at St. Louis		L	13	32
01/04	at Missouri State		L	21	40
01/06	at Pittsburg State		L	23	36
01/07	at Pittsburg State		L	20	51
01/10	TCU *		W	32	21
01/11	TCU *		W	22	18
01/17	Texas *		W	22	19
01/18	Texas *		L	27	29
	at Baylor *		W	30	23
	at Baylor *		W	27	21
02/07	at Oklahoma State		W	30	20
02/08	at Oklahoma State		W	30	23
	SMU *		W	28	27
	SMU *		W	44	29
02/21	at Texas A&M *		W	28	24
02/22	at Texas A&M *	OT	W	25	23
02/24	at Rice *		W	30	26
02/25	at Rice *		L	16	37

*Southwest Conference games

1930-31 14-9, 7-5 (T3rd) Coach: Charles Bassett

Date	Opponent	UA/Opp Rank	W/L	ARK	OPP
12/12	Northeastern State		W	36	29
12/13	Northeastern State		W	39	21
12/18	Pittsburg State		L	31	40
12/19	Pittsburg State		L	26	28
	vs. Colonial Baking AAU @ LR		W	30	27
	vs. Colonial Baking AAU @ NLR		W	30	27
01/02	at Butler		L	21	37
01/03	at St. Louis		L	18	24
01/08	at Texas *		W	29	21
01/09	at Texas *		L	25	27
01/12	Rice *		W	36	32
01/13	Rice *		W	31	25
	Texas A&M *		W	30	19
	Texas A&M *		L	34	37
01/23	at TCU *		L	26	35
01/24	at TCU *		W	30	29
02/11	St. Louis		W	33	30
02/13	Baylor *		L	27	29
02/14	Baylor *		W	29	25
02/20	Oklahoma State		W	37	22
02/21	Oklahoma State		W	29	22
02/27	at SMU *		W	32	27
02/28	at SMU *		L	27	40

*Southwest Conference games

1931-32 18-6, 8-4 (3rd) Coach: Charles Bassett

Date	Opponent	UA/Opp Rank	W/L	ARK	OPP
12/11	Northeastern State		W	36	29
12/12	Northeastern State		W	39	21
12/15	Tulsa		W	33	28
12/16	Tulsa		W	37	29
12/18	at Missouri State		W	41	38
12/19	at Pittsburg State		L	20	36
01/01	at Drury College		W	45	26
01/02	at St. Louis		L	23	25
01/08	Texas *		W	24	21
01/09	Texas *		L	25	27
01/16	Drury College		W	35	14
01/18	Pittsburg State		W	32	21
01/22	SMU *		W	46	20
01/23	SMU *		W	29	20
02/05	at Baylor *		L	28	34
02/06	at Baylor *		W	42	31
02/12	TCU *		L	27	31
02/13	TCU *		W	37	24
02/15	St. Louis		W	33	19
02/22	Missouri State		W	37	19
	at Texas A&M *		L	23	28
02/26	at Rice *		W	25	23
02/27	at Rice *		W	34	19
03/02	at Texas A&M *		W	33	27

*Southwest Conference games

1932-33 14-7, 6-6 (4th) Coach: Charles Bassett

Date	Opponent	UA/Opp Rank	W/L	ARK	OPP
12/09	at Northeastern State		W	31	16
12/10	at Northeastern State		W	33	20
12/16	at Nebraska		W	41	24
12/17	at Creighton		L	28	29
12/19	at South Dakota		W	33	27
12/29	at Tulsa		W	35	25
	North Texas State		W	34	20
	North Texas State		W	36	26
01/13	at Texas *		L	28	36
01/14	at Texas *		L	28	31
01/20	Rice *		W	36	32
01/21	Rice *		W	33	23
02/03	at TCU *		L	19	29
02/04	at TCU *		L	26	30

RAZORBACK RECORDS

ARKANSAS BASKETBALL



1935-36 24-3, 11-1 (1st) • SWC CHAMPION • • U.S. OLYMPIC FINALIST • Coach: Glen Rose

	at SMU *	W	40	23
	at SMU *	W	26	25
02/13	Tulsa	W	28	19
	Texas A&M *	L	21	25
	Texas A&M *	L	23	25
02/24	Baylor *	W	34	19
02/25	Baylor *	W	39	30

*Southwest Conference games

1933-34 16-8, 6-6 (3rd) Coach: Glen Rose

Date	Opponent	UA/Opp Rank	W/L	ARK	OPP
12/14	Northeastern State		W	30	19
12/15	Northeastern State		W	27	23
12/16	at Missouri State		L	13	16
12/18	vs. Diamond Oilers @ Fort Smith		W	39	31
12/19	at Central Arkansas		W	54	30
12/20	vs. Colonial Baking AAU @ LR		W	54	37
12/21	vs. Colonial Baking AAU @ LR		W	37	28
01/04	Missouri State		W	22	15
01/06	Tulsa		W	18	13
01/12	TCU *		W	31	15
01/13	TCU *		L	21	28
01/19	Oklahoma State		W	46	22
01/20	Oklahoma State		W	28	23
01/29	at Tulsa		L	24	25
02/02	at Baylor *		W	31	29
02/03	at Baylor *		L	20	31
02/09	Texas *		L	26	28
02/10	Texas *		W	32	29
02/16	at Rice *		W	31	20
02/17	at Rice *		L	22	25
02/19	at Texas A&M *		W	23	22
02/20	at Texas A&M *		L	23	35
03/02	SMU *		W	39	35
03/03	SMU *		L	37	44

*Southwest Conference games

1934-35 14-5, 9-3 (T-1st) • SWC champion • Coach: Glen Rose

Date	Opponent	UA/Opp Rank	W/L	ARK	OPP
	Northeastern State		W	38	21
	Northeastern State		W	53	14
12/18	at Tulsa		L	21	25
	vs. Diamond Oilers @ Tulsa		L	26	28
	at East Central Oklahoma		W	50	21
01/05	Tulsa		W	33	14
01/10	Rice *		W	31	30
01/11	Rice *		W	37	19
01/18	at TCU *		W	41	20
01/19	at TCU *		W	42	24
	Fort Smith Vehicle Sports		W	60	32
	Baylor *		W	37	27
	Baylor *		W	48	30
02/15	at Texas *		W	47	30
02/16	at Texas *		L	23	33
	at SMU *		L	22	30
	at SMU *		L	27	41
03/01	Texas A&M *		W	45	41
03/02	Texas A&M *		W	51	31

*Southwest Conference games

Date	Opponent	UA/Opp Rank	W/L	ARK	OPP
12/13	Northeastern State		W	47	19
12/14	Northeastern State		W	50	19
12/18	at Oklahoma State		L	21	33
12/19	at Oklahoma State		W	24	15
12/20	at Tulsa		W	47	30
12/21	at Fort Smith Vehicle Sports		W	52	24
12/23	at Central Arkansas		W	42	38
12/24	at Central Arkansas		W	66	27
01/03	Oklahoma Tire AAU - Muskogee		W	42	39
01/10	at Texas A&M *		W	22	18
01/11	at Texas A&M *		W	34	27
01/14	at Rice *		W	33	26
01/15	at Rice *		L	29	35
01/25	Tulsa		W	42	28
02/07	SMU *		W	34	23
02/08	SMU *		W	40	28
02/14	at Baylor *		W	44	26
02/15	at Baylor *		W	39	14
02/21	TCU *		W	47	15
02/22	TCU *		W	40	29
02/28	Texas *		W	38	37
02/29	Texas *		W	43	31

U.S. Olympic Playoffs • Houston, Texas

03/10	vs. Texas	W	27	16
03/11	vs. Stephen F. Austin	W	53	24

U.S. Olympic Playoffs

03/26	vs. Western Kentucky @LR	W	43	36
03/27	vs. Western Kentucky @NLR	W	39	30

U.S. Olympic Playoffs • New York, N.Y.

04/03	vs. Hollywood Universal	L	29	40
-------	-------------------------	---	----	----

*Southwest Conference games

1936-37 12-6, 8-4 (2nd) Coach: Glen Rose

Date	Opponent	UA/Opp Rank	W/L	ARK	OPP
12/14	Drake		W	31	22
12/17	Southeastern State		W	33	19
12/18	Southeastern State		W	39	28

Sugar Bowl Classic • New Orleans, La.

12/30	vs. Tennessee	W	42	34
01/02	Brown Paper Mill AAU	L	29	31
01/08	Baylor *	L	22	25
01/09	Baylor *	W	42	24
01/15	at SMU *	L	25	29
01/16	at SMU *	W	37	28
02/05	at Texas *	L	28	39
02/06	at Texas *	L	31	43
02/12	Texas A&M *	W	45	19
02/13	Texas A&M *	W	36	32
02/19	Rice *	W	52	29
02/20	Rice *	W	52	34
02/27	Phillips 66ers	L	33	39
03/05	at TCU *	W	38	35
03/06	at TCU *	W	43	21

*Southwest Conference games





ARKANSAS BASKETBALL RAZORBACK RECORDS

Year-By-Year Results

1937-38 19-3, 11-1 (1st) • SWC champion • Coach: Glen Rose

Date	Opponent	UA/Opp Rank	W/L	ARK	OPP
12/17	StaF-O-Life AAU		W	52	26
12/21	at Murray State		L	40	43
12/22	vs. Ole Miss @ Memphis		W	47	43
12/23	vs. Ole Miss @ NLR		W	48	46
All College Tournament • At OK City (Central HS FH)					
12/27	vs. Northwestern Oklahoma State		W	45	44
12/28	vs. Central Missouri		W	43	36
12/29	vs. Southwestern (Kan.) College		L	33	36
12/30	vs. North Texas		W	32	21
01/07	at Texas A&M *		W	45	32
01/08	at Texas A&M *		W	33	22
01/18	Parks Clothiers (Okla.) AAU		W	28	25
01/20	Rice *		W	38	31
01/21	Rice *		W	59	37
01/29	Marianne (Ark.) AAU		W	57	25
02/04	TCU *		W	53	26
02/05	TCU *		W	57	38
02/11	Texas *		W	74	38
02/12	Texas *		W	42	37
02/19	at Baylor *		L	47	54
02/21	at Baylor *		W	54	45
02/25	SMU *		W	32	23
02/25	SMU *		W	34	26

*Southwest Conference games

1938-39 18-5, 9-3 (2nd) Coach: Glen Rose

Date	Opponent	UA/Opp Rank	W/L	ARK	OPP
12/09	Southeastern State		W	51	33
12/10	Southeastern State		W	36	21
12/13	Phillips 66ers		W	32	31
12/16	Drury College		W	44	21
12/17	Drury College		W	27	19
12/20	at Oklahoma		W	39	31
12/21	at Oklahoma		W	36	30
12/22	Parks Clothiers (Okla.) AAU		L	28	66
Sugar Bowl Classic • New Orleans, La.					
12/28	vs. Purdue		L	51	57
12/30	at Fort Smith Buick AAU		W	61	19
01/06	at SMU *		L	31	47
01/07	at SMU *		L	19	32
01/13	at Texas *		L	37	41
01/14	at Texas *		W	65	41
02/03	Baylor *		W	46	38
02/04	Baylor *		W	40	36
02/10	at TCU *		W	44	32
02/11	at TCU *		W	51	38
02/18	Parks Clothiers (Okla.) AAU		W	48	45
02/25	Texas A&M *		W	61	42
02/26	Texas A&M *		W	66	38
03/01	at Rice *		W	50	45
03/02	at Rice *		W	40	35

*Southwest Conference games

1939-40 12-10, 6-6 (4th) Coach: Glen Rose

Date	Opponent	UA/Opp Rank	W/L	ARK	OPP
12/08	Southeastern State		W	32	20
12/09	Southeastern State		L	25	26
12/15	Pittsburg State		L	50	62
12/16	Pittsburg State		W	49	42
12/18	Oklahoma		L	36	49
12/19	Oklahoma		W	40	38
All-College Tournament • Oklahoma City, Okla.					
12/27	vs. West Texas State		W	48	43
12/28	vs. Pittsburg State		W	44	33
12/29	vs. Oklahoma State		L	26	32
	vs. Central Missouri		W	60	46
01/12	Texas *		L	33	52
01/13	Texas *		W	54	44
01/19	at Baylor *		L	24	40

01/20	at Baylor *		L	39	47
02/09	SMU *		W	75	40
02/10	SMU *		W	36	26
02/16	at Texas A&M *		W	37	25
02/17	at Texas A&M *		L	38	41
02/19	at Rice *		L	43	60
02/20	at Rice *		L	28	42
03/01	TCU *		W	59	45
03/02	TCU *		W	52	36

*Southwest Conference games

1940-41 20-3, 12-0 (1st) • SWC champion • • NCAA FINAL FOUR • Coach: Glen Rose

Date	Opponent	UA/Opp Rank	W/L	ARK	OPP
12/13	Drury College		W	62	17
12/14	Drury College		W	46	20
12/19	at Murray State		W	52	30
12/20	Southwestern (Tenn.)		W	58	35
12/21	vs. Phillips 66ers @ LR		W	38	24
01/03	at Phillips 66ers		L	33	35
01/04	at Pittsburg State		W	48	45
01/10	at Texas *		W	50	38
01/11	at Texas *		W	44	34
01/17	Texas A&M *		W	68	33
01/18	Texas A&M *		W	58	36
02/01	Pittsburg State		W	71	45
02/07	Baylor *		W	62	48
02/08	Baylor *		W	36	31
02/12	Rice *		W	66	41
02/13	Rice *		W	48	43
02/18	vs. Phillips 66ers @ Tulsa		L	26	31
02/21	at TCU *		W	67	42
02/22	at TCU *		W	66	43
02/28	at SMU *		W	40	23
03/01	at SMU *		W	40	32

NCAA Western Regional • Kansas City, Mo.

03/21	vs. Wyoming		W	52	40
-------	-------------	--	---	----	----

NCAA Final Four • Kansas City, Mo.

03/22	vs. Washington State		L	53	64
-------	----------------------	--	---	----	----

*Southwest Conference games

1941-42 19-4, 10-2 (T-1st) • SWC champion • Coach: Glen Rose

Date	Opponent	UA/Opp Rank	W/L	ARK	OPP
12/11	Southeastern State		W	30	19
12/12	Southeastern State		W	38	36
12/17	Central (Okla.) State		W	43	23
12/18	Central (Okla.) State		W	42	25

All-College Tournament • Oklahoma City, Okla.

vs. Central Missouri		W	44	36
vs. West Texas State		L	41	54
vs. SMU		W	52	22
vs. East Central Oklahoma		W	54	28

01/03	at Phillips 66ers		L	33	34
01/09	SMU *		W	35	33
01/10	SMU *		W	36	34
01/16	at Rice *		L	38	51
01/17	at Rice *		W	55	47
01/31	Tulsa		W	59	30
02/06	at Baylor *		W	53	43
02/07	at Baylor *		W	50	45
02/13	at Texas A&M *		W	47	45
02/14	at Texas A&M *		W	40	31
02/20	Texas *		W	42	34
02/21	Texas *		L	37	58
02/24	Tulsa		W	69	27
02/27	TCU *		W	41	33
02/28	TCU *		W	63	37

*Southwest Conference games

1942-43 19-7, 8-4 (3rd) Coach: Eugene Lambert


Date	Opponent	UA/Opp Rank	W/L	ARK	OPP
12/07	Camp Crowder (Mo.)		W	43	31
12/09	East Central Oklahoma		W	50	35
12/14	Pittsburg State		W	57	46
12/16	at Camp Crowder (Mo.)		W	40	29
12/17	at Drury College		W	42	29
12/18	at Missouri State		W	47	31
12/19	vs. Ouachita College @ Fort Smith		W	44	29

All-College Tournament • Oklahoma City, Okla.

12/28	vs. Texas Tech		W	43	38
12/29	vs. Texas Wesleyan		W	52	46
12/29	s. Texas		W	66	44
12/30	vs. TCU		L	25	37

12/31	at Phillips 66ers		L	27	48	
01/01	Pittsburg State		W	43	38	
01/02	at St. Louis		L	37	43	
01/08	at SMU *		W	39	35	
01/09	at SMU *		W	36	29	
01/15	Rice *		W	52	35	
01/16	Rice *		L	37	41	
02/05	Baylor *		W	68	35	
02/06	Baylor *		W	40	38	
02/12	at Texas *		L	31	45	
02/13	at Texas *		L	35	48	
02/19	Texas A&M *		W	74	49	
02/20	Texas A&M *		L	52	67	
03/04	at TCU *		W	33	23	
03/05	at TCU *		A	W	54	39

*Southwest Conference games



George Kok's 22 points against Oregon in 1945 helped send Arkansas to its second Final Four.



Year-By-Year Results

1944-45 17-9, 9-3 (2nd) • NCAA FINAL FOUR • Coach: Eugene Lambert

Date	Opponent	UA/Opp Rank	W/L	ARK	OPP
12/07	at Pittsburg State		W	45	30
12/09	Blytheville AAB (Ark.)		W	76	45
12/16	at City College of New York		W	59	47
12/19	at Westminster College (Pa.)		L	61	71

All-College Tournament • Oklahoma City, Okla.

12/27	vs. Denver		W	50	36
12/28	vs. Oklahoma		W	54	51
12/29	vs. Oklahoma State		L	34	43
01/05	Baylor *		W	94	28
01/06	Baylor *		W	90	30
01/09	Phillips 66ers		L	40	60
01/12	vs. Oklahoma State @ LR		W	41	38
01/13	vs. Oklahoma State @ El Dorado		L	40	49
01/19	at Texas *		L	40	49
01/20	at Texas *		W	74	38
01/26	at Rice *		L	46	57
01/27	at Rice *		L	56	69
02/02	at TCU *		W	37	33
02/03	at TCU *		W	60	35
02/08	Pittsburg State		W	76	45
02/16	at SMU *		W	59	52
02/17	at SMU *		W	65	49
02/23	Texas A&M *		W	80	21
02/24	Texas A&M *		W	87	36
02/28	Phillips 66ers		L	34	62

NCAA Western Regional - Kansas City, Mo.

03/23	vs. Oregon		W	79	76
-------	------------	--	---	----	----

NCAA Final Four • Kansas City, Mo.

03/24	vs. Oklahoma State		L	41	68
-------	--------------------	--	---	----	----

*Southwest Conference games

1945-46 16-7, 9-3 (2nd) Coach: Eugene Lambert

Date	Opponent	UA/Opp Rank	W/L	ARK	OPP
11/29	Camp Chaffee (Ark.)		W	76	35
12/01	Sedalia AAB (Mo.)		W	101	37
12/06	vs. Western Kentucky @ LR		W	66	46
12/07	vs. Western Kentucky @ LR		W	67	38
12/11	Memphis NATTC		W	52	47
12/15	at New York University		L	62	63
12/18	at Kentucky		L	42	67
01/04	Texas *		W	55	47
01/05	Texas *		W	90	63
01/11	at Baylor *		W	49	37
01/12	at Baylor *		L	28	40
01/26	Camp Hood (Texas)		W	62	53
02/01	SMU *		W	81	53
02/02	SMU *		W	74	56
02/04	Rice *		W	62	45
02/05	Rice *		W	68	25
02/08	TCU *		L	50	53
02/09	TCU *		W	58	36
02/15	at Oklahoma State		L	29	53
02/16	vs. Oklahoma State @ Oklahoma City		L	31	46
02/20	Camp Robinson (Ark.)		W	64	53
02/25	at Texas A&M *		L	55	56
02/26	at Texas A&M *		W	53	43

*Southwest Conference games

1946-47 14-10, 8-4 (T-2nd) Coach: Eugene Lambert

Date	Opponent	UA/Opp Rank	W/L	ARK	OPP
12/04	Tulsa		W	56	21
12/07	vs. Missouri St. @ Joplin, Mo.		W	62	55

Big Six Tournament • Kansas City, Mo.

12/12	vs. Nebraska		W	57	46
12/13	vs. Kansas		L	52	53
12/14	vs. Kansas State		L	41	56
12/17	at New York University		L	46	67
12/21	at St. Joseph's (Pa.)		W	46	36
01/04	at Pittsburg State		L	52	53
01/10	Rice *		W	52	51
01/11	Rice *		W	66	53
01/14	at TCU *		W	54	39
01/15	at TCU *		W	63	53
02/01	University of Mexico		W	55	37
01/22	vs. Oklahoma State @ LR		L	38	42
01/24	vs. Oklahoma State @ Oklahoma City	OT	L	44	49
02/01	Central Arkansas		W	59	39
02/07	Baylor *		W	55	50
02/08	Baylor *		W	68	57
02/14	at SMU *		L	52	64
02/15	at SMU *		L	44	47
02/17	Texas A&M *		W	62	56
02/22	Texas A&M *		W	71	58
02/28	at Texas *		L	44	49
03/01	at Texas *		L	46	66

*Southwest Conference games

1947-48 16-8, 8-4 (3rd) Coach: Eugene Lambert

Date	Opponent	UA/Opp Rank	W/L	ARK	OPP
12/03	Pittsburg State		W	75	42
12/08	Culver-Stockton (Mo.)		W	68	36
12/11	at New York University		L	62	85
12/13	at LaSalle (Pa.)		L	58	69
12/20	North Texas		W	62	49

Los Angeles Tournament • Los Angeles, Calif.

12/26	vs. Brigham Young		L	58	68
12/27	vs. Loyola (Calif.)		W	60	47
12/30	vs. Pepperdine		W	70	44

San Francisco Tournament • San Francisco, Calif.

01/02	at San Francisco		W	74	58
01/03	vs. Stanford		L	53	60
01/09	at Texas A&M *		W	58	51
01/10	at Texas A&M *		W	57	46
01/16	SMU *		W	47	40
01/17	SMU *		W	58	57
01/21	vs. Alabama @ Memphis		W	42	35
01/22	at Arkansas State		W	76	59
02/06	at Baylor *		L	38	42
02/07	at Baylor *		L	47	55
02/13	TCU *		W	37	30
02/14	TCU *		W	47	38
02/20	Texas *		W	54	40
02/21	Texas *		L	43	54
02/27	at Rice *		L	49	61
02/28	at Rice *	OT	W	66	63

*Southwest Conference games

1948-49 15-11, 9-3 (T-1st) • SWC CHAMPION • • NCAA REGIONAL SEMIFINAL • • SWEET 16 • Coach: Eugene Lambert

Date	Opponent	UA/Opp Rank	W/L	ARK	OPP
11/29	at Phillips 66ers		L	40	58
12/01	Oklahoma City		W	31	29
12/04	at Oklahoma State		L	28	53
12/09	at Long Island University		L	42	56
12/11	at Canisius		L	51	60
12/13	at Kentucky		L	39	76
12/16	Pittsburg State		W	79	53

RAZORBACK RECORDS ARKANSAS BASKETBALL



12/23	Oklahoma State		L	45	50
12/30	vs. Tennessee @ Memphis		W	58	55
01/05	Baylor *		L	37	41
01/08	vs. Phillips 66ers @ LR		L	32	58
01/15	at SMU *		W	54	45
01/17	at TCU *		W	41	36
01/21	Rice *		L	48	49
01/31	Texas A&M *		W	62	47
02/05	at Baylor *		W	52	46
02/07	at Texas *		W	60	54
02/12	Texas *		W	54	50
02/19	SMU *		W	47	39
02/21	TCU *		W	67	52
02/26	at Rice *		L	48	54
02/28	at Texas A&M *	A	W	61	46

District VI Playoffs - Dallas, Texas

03/09	vs. Rice		W	50	34
03/10	vs. Arizona		W	65	44

NCAA Western Regional - Kansas City, Mo.

03/18 vs. Oregon State L 38 56
03/19 vs. Wyoming nr/17 W 61 48

*Southwest Conference games

1949-50 12-12, 8-4 (T-1st) • SWC CHAMPION • Coach: Presley Askew

Date	Opponent	UA/Opp Rank	W/L	ARK	OPP
12/01	Pittsburg State		W	59	41
12/03	at Oklahoma State		L	41	43
12/09	at LSU		L	46	62
12/10	at Tulane		W	42	41
12/14	at Illinois		L	53	65
12/15	at Indiana		L	50	75
12/22	vs. Oklahoma State @ LR		L	36	44

All-College Tournament • Oklahoma City, Okla.

12/27	vs. Alabama		W	41	33
12/28	vs. Wyoming		L	26	40
12/29	vs. Oklahoma State		L	33	57
01/02	vs. Kentucky @ LR		L	53	57
01/04	Texas *		W	60	51
01/12	at Texas A&M *		L	35	43
01/14	at Rice *		W	60	56
01/18	SMU *		W	63	55
01/28	vs. Baylor @ LR *		L	49	60
02/03	at Texas *		W	51	37
02/04	at @Baylor *		L	42	52
02/06	vs. Pittsburgh @ LR		W	41	36
02/13	Texas A&M *		W	52	46
02/17	TCU *		W	52	43
02/21	Rice *		W	61	38
02/25	at SMU *		L	48	57
02/27	at TCU *		W	45	39

*Southwest Conference games

1950-51 13-11, 7-5 (4th) Coach: Presley Askew

Date	Opponent	UA/Opp Rank	W/L	ARK	OPP
11/28	Arkansas Tech	13/nr	W	50	45
12/02	Tulsa	13/nr	W	59	46
12/08	at Oklahoma State	13/nr	L	53	55
12/09	at Tulsa	13/nr	L	46	48
12/14	Oklahoma State		L	33	44
12/18	at Missouri		L	32	54
12/20	vs. Ole Miss @ Memphis		W	45	35
12/21	vs. Ole Miss @ LR		L	41	45

All-College Tournament • Oklahoma City, Okla.

12/27	vs. Tulsa		W	53	44
12/28	vs. Alabama		W	46	34
12/29	vs. Oklahoma State	nr/3	L	41	54
01/06	at TCU *		L	31	42
01/08	at SMU *		L	45	60
01/15	Texas *		L	42	50
01/20	Baylor *		W	69	55
02/03	at Texas A&M *		L	33	34
02/05	at Rice *		W	50	42

02/10	SMU *	OT	W	50	48
02/12	Texas A&M *	OT	W	45	38
02/15	vs. LSU @ LR		W	64	50
02/17	at Baylor *		W	55	44
02/19	at Texas *		W	40	38
02/26	TCU *		L	42	52
02/27	vs. Rice @ LR *		W	57	43

*Southwest Conference games

1951-52 10-14, 4-8 (T-6th) Coach: Presley Askew

Date	Opponent	UA/Opp Rank	W/L	ARK	OPP
11/27	Central Missouri College		W	52	42
12/01	Phillips 66ers		L	39	74
12/07	vs. Ole Miss @ LR		W	66	58
12/08	vs. Ole Miss @ Memphis		W	68	66
12/12	at Tulsa		L	44	48
12/15	at Mississippi State		L	39	79
12/20	Missouri		W	49	43
12/22	Tulsa		L	48	66

SWC Tournament • Dallas (Fair Park Rec Center)



1952-53 10-11, 4-8 (T-5th) Coach: Glen Rose

Date	Opponent	UA/Opp Rank	W/L	ARK OPP
12/10	at Tulsa		L	50 69
12/13	Mississippi State		W	102 71
12/16	at Missouri		W	65 64
12/20	vs. Ole Miss @ LR		W	104 72

SWC Tournament • Dallas (Fair Park Rec Center)

12/27	vs. Arizona		W	68 51
12/29	vs. SMU		L	62 65
12/30	vs. Baylor		W	59 54
01/03	Tulsa		L	50 61
01/10	at Texas A&M *	20T	L	48 56
01/12	at Texas *		L	57 62
01/17	Rice *		W	87 68
01/19	Baylor *		W	49 47
01/29	Pittsburg State		W	79 63
02/02	TCU *		L	46 49
02/09	at SMU *		W	71 66
02/09	at Rice *		L	45 70
02/14	Texas *		L	65 70
02/16	Texas A&M *		W	66 46
02/21	at Baylor *		L	68 74
02/23	at TCU *	OT	L	63 65
02/28	SMU *		L	74 79

*Southwest Conference games

1953-54 13-9, 6-6 (T-3rd) Coach: Glen Rose

Date	Opponent	UA/Opp Rank	W/L	ARK OPP
12/05	at Tulsa		L	50 51
12/08	Northwestern (La.) State		W	71 62
12/12	at Washington (Mo.)		W	69 55
12/19	Missouri		W	64 63
12/22	vs. Washington (Mo.) @ LR		W	68 50

SWC Tournament • Houston, Texas

12/28	vs. TCU		W	60 50
12/29	vs. Texas	OT	L	65 66
12/30	vs. SMU		L	66 70
01/02	Tulsa		W	55 49
01/05	vs. Ole Miss @ Memphis		W	89 76
01/05	at Texas *		L	61 64
01/11	at Baylor *		L	59 63
01/16	SMU *		W	61 58
01/18	Rice *		L	55 80
02/01	Texas A&M *		W	80 55
02/06	at TCU *		W	66 59
02/08	at SMU *		L	68 92
02/13	TCU *		W	70 55
02/16	Baylor *		W	73 51
02/20	at Rice *		L	62 76
02/22	at Texas A&M *		W	67 54
02/26	Texas *		L	57 67

*Southwest Conference games

1954-55 14-9, 8-4 (T-2nd) Coach: Glen Rose

Date	Opponent	UA/Opp Rank	W/L	ARK OPP
11/29	Northwestern (La.) State		L	68 74
12/08	at Oklahoma City	OT	W	81 76
12/11	at Tulsa		L	47 63
12/15	at Missouri	nr/6	L	58 77
12/17	vs. Ole Miss @ LR		W	74 64

SWC Tournament • Houston, Texas (Autry Court)

12/27	vs. Rice		W	73 66
12/28	vs. Alabama		L	67 84
12/29	vs. Texas A&M		W	74 70
01/01	Tulsa		W	68 60
01/04	TCU *		L	62 67
01/08	at Texas A&M *		L	59 62
01/10	at Rice *		W	83 61
01/15	Baylor *		W	73 63
01/26	Oklahoma City		W	55 52

01/31	SMU *		W	85 74
02/05	at Texas *	OT	L	74 75
02/07	at Baylor *		W	75 72
02/12	Rice *		W	86 75
02/15	at Saint Louis		L	72 99
02/19	Texas *		W	79 74
02/22	at SMU *		L	69 83
02/26	Texas A&M *		W	73 63
03/01	at TCU *		W	110 89

*Southwest Conference games

1955-56 11-12, 9-3 (2nd) Coach: Glen Rose

Date	Opponent	UA/Opp Rank	W/L	ARK OPP
12/01	Southeastern State		L	64 65
12/03	Tulsa		L	45 53
12/08	at Oklahoma State	OT	L	66 70
12/15	at Oklahoma		L	59 69

SWC Tournament • Houston, Texas (Autry Court)

12/28	vs. SMU		L	62 67
12/29	vs. Baylor		L	63 67
12/30	vs. Texas A&M		W	80 49
01/02	Missouri		L	50 51
01/07	at Baylor *		W	85 64
01/09	at Texas *		W	70 67
01/13	Rice *		W	84 70
01/16	Texas A&M *		W	98 66
01/28	vs. Ole Miss @ Memphis		W	85 69
02/01	at TCU *		W	74 72
02/04	SMU *	nr/17	L	53 58
02/07	Baylor *		W	36 31
02/11	at Rice *		L	65 86
02/13	at Texas A&M *		W	61 52
02/18	Texas *		W	79 69
02/25	at SMU *	nr/12	L	72 80
02/28	TCU *		W	90 71
03/01	at Tulsa		L	51 55
03/06	Saint Louis	OT	L	66 68

*Southwest Conference games

1956-57 11-12, 5-7 (5th) Coach: Glen Rose

Date	Opponent	UA/Opp Rank	W/L	ARK OPP
12/01	Oklahoma		W	59 55
12/04	at Wichita State		L	47 64
12/06	at Tulsa	OT	W	77 70
12/10	Oklahoma State		L	50 59
12/15	at Missouri		L	52 72
12/17	Wichita State		W	80 67

SWC Tournament • Houston, Texas (Autry Court)

12/27	vs. Texas		W	89 76
12/28	vs. Rice		W	81 70
12/29	vs. SMU	nr/7	L	60 64
01/05	at Texas A&M *		W	73 65
01/07	at Rice *		L	68 78
01/12	Baylor *		L	51 52
01/14	Texas *		W	67 66
01/26	at Kansas State		L	56 70
01/29	TCU *		W	62 58
02/02	at SMU *	nr/6	L	55 69
02/09	Texas A&M *		W	63 46
02/12	Tulsa		W	52 43
02/16	at TCU *		L	57 64
02/19	Rice *		L	69 82
02/23	at Baylor *		L	61 67
02/25	at Texas *		W	70 54
03/02	SMU *	nr/4	L	59 87

*Southwest Conference games

1957-58 17-10, 9-5 (T-1st) • SWC CHAMPION • • NCAA REGIONAL SEMIFINAL • • SWEET 16 • Coach: Glen Rose

Date	Opponent	UA/Opp Rank	W/L	ARK OPP
12/02	at Oklahoma		L	52 64
12/04	New Mexico State		W	59 50
12/07	at Tulsa		W	79 61
12/13	vs. Ole Miss @ LR		W	61 58
12/16	Kansas State	nr/5	L	48 63
12/20	Missouri		W	55 45

SWC Tournament • Houston, Texas (Autry Court)

12/26	vs. Texas		W	83 67
12/27	vs. Rice		L	49 50
12/28	vs. Texas Tech		W	71 67
01/04	at Texas *		W	57 55
01/06	at Baylor *		W	68 53
01/10	TCU *		W	65 49
01/13	Texas Tech *		W	58 55
01/23	Tulsa	20/nr	W	50 43
01/28	Texas A&M *	17/nr	W	67 51
02/01	at SMU *	17/nr	L	46 49
02/03	at TCU *	17/nr	W	56 46
02/08	Rice *	18/nr	L	59 63
02/11	SMU *		W	65 63
02/15	at Texas Tech *		L	48 69
02/22	at Texas A&M *		L	57 66
02/24	at Rice *		L	59 61
03/01	Baylor *		W	79 55
03/04	Texas *		W	74 60

District VI Playoff • Shreveport, La.

03/11	vs. SMU		W	61 55
-------	---------	--	---	-------

NCAA Midwest Regional • Lawrence, Kan.

03/14	vs. Oklahoma State	nr/18	L	40 65
03/15	vs. Cincinnati	nr/3	L	62 97

*Southwest Conference games

1958-59 9-14, 6-8 (T-5th) Coach: Glen Rose

Date	Opponent	UA/Opp Rank	W/L	ARK OPP	
12/03	at Missouri		OT	L	71 74
12/06	Oklahoma		W	61 52	
12/09	vs. LSU @ Shreveport		L	58 67	
12/19	Tulsa		L	52 54	
12/16	vs. Ole Miss @ Memphis	OT	W	83 81	

SWC Tournament • Houston, Texas (Autry Court)

12/26	vs. SMU		L	64 65
12/28	vs. Baylor		W	60 57
12/29	vs. Texas Tech		L	62 72
01/03	Texas Tech *		W	61 57
01/07	at TCU *		L	45 52
01/10	Rice *		W	72 61
01/12	Texas A&M *		L	62 63
01/24	at Tulsa		L	54 61
01/31	at Baylor *		L	58 64
02/03	SMU *		L	50 59
02/07	at Texas *	OT	W	77 74
02/09	at Rice *		L	62 68
02/14	TCU *		L	71 76
02/17	Baylor *		W	59 53
02/21	at Texas A&M *		W	72 71
02/23	at SMU *		L	51 56
02/28	Texas *		W	63 56
03/03	at Texas Tech *		L	69 80

*Southwest Conference games

1959-60 12-11, 7-7 (T-4th) Coach: Glen Rose

Date	Opponent	UA/Opp Rank	W/L	ARK OPP
12/04	Missouri		L	71 75
12/05	Oklahoma State		W	54 50
12/07	Tulsa		W	65 51
12/12	vs. Ole Miss @ LR		L	63 78
12/21	Centenary		W	75 55

SWC Tournament • Houston, Texas (Autry Court)

12/28	vs. Baylor		W	71 66
12/29	vs. SMU		L	56 67
12/30	vs. Texas		W	68 58
01/05	TCU *		W	74 60
01/09	at Baylor *	20T	W	90 83
01/11	at Texas *		L	66 72
01/16	Rice *		W	74 63
01/28	at Tulsa		L	65 78
02/02	at Texas Tech *		L	79 82
02/06	SMU *	OT	L	70 72
02/09	Texas A&M *	nr/12	L	68 77
02/13	at TCU *		W	66 61
02/16	Texas Tech *		W	78 55
02/20	at Texas A&M *	nr/11	L	61 82
02/22	at Rice *		W	94 74
02/26	Texas *		L	57 71
02/29	Baylor *		W	83 74
03/02	at SMU *		L	82 93

*Southwest Conference games

1960-61 16-7, 9-5 (3rd) Coach: Glen Rose

Date	Opponent	UA/Opp Rank	W/L	ARK OPP
12/03	at Missouri		W	84 75
12/06	at Oklahoma State	OT	L	50 59
12/08	North Texas		W	94 80
12/10	vs. Ole Miss @ Blytheville		W	77 71
12/13	at Tulsa		L	59 64
12/17	Centenary		W	71 61
12/21	vs. Alabama @ LR		W	83 76
12/22	vs. Tennessee @ LR		W	89 76

*Southwest Conference games

SWC Tournament • Houston, Texas (Autry Court)

01/04	at Texas *		L	58 68
01/07	SMU *		W	76 74
01/10	at Texas A&M *		L	62 81
01/14	Rice *		W	80 55
01/26	Tulsa		W	66 58
01/31	at Baylor *		W	74 58
02/04	TCU *		W	88 75
02/07	Texas Tech *		L	66 72
02/11	at Rice *		W	84 72
02/14	Texas *		W	74 59
02/18	at Texas Tech *		L	81 87
02/22	at TCU *		W	96 76
02/24	Baylor *		W	70 48
02/27	at SMU *	OT	W	88 82
03/02	Texas A&M *		L	68 70

*Southwest Conference games

1961-62 14-10, 5-9 (6th) Coach: Glen Rose

Date	Opponent	UA/Opp Rank	W/L	ARK OPP
12/01	at Kansas		L	74 85
12/04	Missouri		W	72 68
12/08	at North Texas		W	68 61
12/12	Okl			

Year-By-Year Results

01/24	at Tulsa	W	99	77
01/30	Rice *	W	104	84
02/03	Texas Tech *	L	64	66
02/06	at Baylor *	L	60	76
02/10	TCU *	W	90	80
02/13	at Rice *	L	55	63
02/17	at Texas Tech *	L	64	76
02/20	Baylor *	W	76	75
02/23	at Texas A&M *	L	79	89
02/27	Texas *	L	60	61
03/06	at SMU *	L	81	84

*Southwest Conference games

1962-63 13-11, 8-6 (4th) Coach: Glen Rose

Date	Opponent	UA/Opp Rank	W/L	ARK	OPP
12/03	Kansas	OT	W	64	62
12/08	at Missouri	W	70	61	
12/11	at Oklahoma State	OT	L	45	46
12/13	Tulsa	L	68	76	
12/15	vs. Ole Miss @ Blytheville	W	90	60	
12/19	vs. LSU @ LR	L	70	72	

All-College Tournament • Oklahoma City, Okla.

12/27	vs. Loyola (Chicago)	L	62	81	
12/28	vs. Toledo	W	58	55	
12/29	vs. Creighton	W	73	61	
01/03	at SMU *	W	73	71	
01/05	Texas *	L	63	69	
01/08	at TCU *	W	81	59	
01/12	at Rice *	L	70	85	
01/31	at Tulsa	L	66	68	
02/02	Texas A&M *	W	66	55	
02/05	at Texas Tech *	OT	L	75	80
2/09	Baylor *	W	75	65	
02/12	Rice *	L	65	69	
02/16	at Texas A&M *	L	78	80	
02/19	Texas Tech *	W	83	78	
02/23	at Baylor *	W	67	61	
02/26	SMU *	OT	W	82	79
03/01	at Texas *	L	86	99	
03/05	TCU *	W	104	94	

*Southwest Conference games

1963-64 9-14, 6-8 (6th) Coach: Glen Rose

Date	Opponent	UA/Opp Rank	W/L	ARK	OPP
11/30	Louisiana-Lafayette	W	71	65	
12/02	Missouri	L	74	76	
12/04	at Kansas	L	60	73	
12/09	Oklahoma State	L	65	74	
12/14	at Vanderbilt	L	77	101	
12/20	Lamar	W	86	80	

Gulf States Classic • Shreveport, La.

12/27	vs. Tennessee	L	57	77
12/28	vs. Ole Miss	W	76	68
01/04	at Texas Tech *	L	84	93
01/07	Texas *	W	58	53
01/11	at TCU *	W	66	60
01/25	at Tulsa	L	86	95
02/01	at Baylor *	W	74	70
02/04	Rice *	L	63	76
02/08	at Texas A&M *	L	64	72
02/11	SMU *	W	83	71
02/15	Baylor *	W	73	61
02/18	at Rice *	L	69	77
02/22	Texas A&M *	L	57	60
02/25	at SMU *	L	71	86
02/29	Texas Tech *	L	86	87
03/03	at Texas *	L	67	80
03/05	TCU *	W	108	77

*Southwest Conference games

1964-65 9-14, 5-9 (5th) Coach: Glen Rose

Date	Opponent	UA/Opp Rank	W/L	ARK	OPP
12/01	Kansas	nr/18	L	60	65
12/05	at Missouri	L	71	81	
12/09	Oklahoma State	L	52	66	
12/12	Hardin-Simmons	W	68	63	
12/15	Tulsa	W	65	64	

Great South Classic • Shreveport, La.

12/29	vs. Ole Miss	W	82	48	
12/30	vs. VMI	L	70	72	
01/05	at TCU *	W	88	70	
01/09	at Texas Tech *	L	78	93	
01/12	Rice *	W	79	61	
01/16	at Baylor *	L	75	84	
01/28	at Mississippi State	W	84	69	
01/29	at Georgia Tech	L	83	93	
02/03	Texas A&M *	OT	L	79	82
02/06	SMU *	L	76	84	
02/09	at Texas *	L	65	81	
02/13	TCU *	W	96	72	
02/16	Baylor *	W	78	73	
02/20	at Texas A&M *	L	77	91	
02/23	vs. Texas * @ LR	L	72	74	
02/27	at Rice *	W	77	64	
03/02	Texas Tech *	L	80	87	
03/04	at SMU *	L	75	88	

*Southwest Conference games

1965-66 13-10, 7-7 (4th) Coach: Glen Rose

Date	Opponent	UA/Opp Rank	W/L	ARK	OPP
12/01	at Kansas	nr/8	L	52	81
12/04	Missouri	W	75	62	
12/07	Oklahoma State	W	55	52	
12/13	at Centenary	W	90	61	
12/18	Texas-Arlington	W	78	64	

Sun Bowl Classic • El Paso, Texas

12/29	vs. Iowa	nr/4	L	75	77
12/30	vs. Loyola (La.)	W	67	57	
01/04	at TCU *	L	85	88	
01/08	Texas Tech *	W	74	65	
01/11	at Texas A&M *	L	72	75	
01/15	Texas *	W	93	82	
01/27	vs. Mississippi State @ LR	W	69	61	
01/28	at Georgia Tech	L	75	88	
02/02	SMU *	L	74	75	
02/05	Baylor *	W	78	59	
02/08	at Rice *	W	76	71	
02/12	at Baylor *	L	71	82	
02/15	Rice *	W	73	67	
02/19	at SMU *	L	66	67	
02/22	TCU *	W	91	73	
02/25	at Texas Tech *	L	74	79	
03/01	at Texas *	L	70	74	
03/03	Texas A&M *	W	94	71	

*Southwest Conference games

1966-67 6-17, 4-10 (T-7th) Coach: Duddy Waller

Date	Opponent	UA/Opp Rank	W/L	ARK	OPP
12/01	Kansas	L	57	73	
12/03	at Missouri	L	66	73	
12/07	at Oklahoma State	W	51	46	
12/12	Centenary	L	80	81	

Memphis Tournament • Memphis, Tenn.

12/16	at Memphis	L	36	43	
12/17	vs. Oklahoma State	L	43	50	
Los Angeles Holiday Classic • Los Angeles, Calif.					
12/28	at Southern California	L	67	70	
12/29	vs. Arizona	OT	W	65	61
12/30	vs. Michigan	L	72	82	
01/03	at Texas *	L	62	71	
01/07	Texas Tech *	W	70	65	

RAZORBACK RECORDS

ARKANSAS BASKETBALL



1968-69 10-14, 4-10 (8th) Coach: Duddy Waller

01/10	at Baylor *	L	53	65
01/14	vs. Texas A&M * @ LR	W	47	46
01/17	SMU *	L	59	69
01/28	at TCU *	L	61	78
01/31	at Rice *	L	56	60
02/11	Texas *	L	61	67
02/14	at Texas A&M *	L	53	60
02/18	Rice *	W	66	63
02/21	at SMU *	L	66	69
02/25	TCU *	W	83	78
02/28	at Texas Tech *	L	59	73
03/02	Baylor *	L	55	68

*Southwest Conference games

1967-68 10-14, 7-7 (5th) Coach: Duddy Waller

Date	Opponent	UA/Opp Rank	W/L	ARK	OPP
12/02	Missouri	L	52	74	
12/05	Oklahoma State	L	52	61	
12/09	vs. Ole Miss @ LR	W	64	62	
12/11	at Centenary	W	85	65	
12/19	vs. Centenary @ LR	W	90	82	
12/21	at Alabama	L	65	82	

All-College Tournament • Oklahoma City, Okla.

12/28	vs. Auburn	L	58	65	
12/29	vs. Fordham	L	73	80	
12/30	vs. Idaho State	L	75	77	
01/03	Texas A&M *	W	75	70	
01/06	at Rice *	L	61	73	
01/09	at Baylor *	L	69	80	
01/13	vs. Texas * @ LR	W	85	80	
01/25	at Oklahoma City	OT	L	90	92
01/30	TCU *	W	68	67	
02/03	at SMU *	W	70	68	
02/06	Texas Tech *	W	61	56	
02/10	at TCU *	L	75	77	
02/13	at Texas Tech *	L	72	74	
02/17	SMU *	L	87	95	
02/20	at Texas A&M *	L	67	71	
02/24	Rice *	W	78	65	
02/27	Baylor *	L	64	71	
03/02	at Texas *	W	74	73	

*Southwest Conference games


Date	Opponent	UA/Opp Rank	W/L	ARK	OPP
11/30	Missouri	L	59	60	
12/03	at Oklahoma State	L	68	73	
12/07	at Ole Miss	OT	L	61	65
12/09	at Centenary	2OT	W	64	61
12/14	Texas-Arlington	W	80	69	
12/17	vs. Centenary @ LR	W	79	50	
12/21	vs. Alabama @ LR	W	52	48	

Little Rock Classic • Little Rock, Ark.

12/27	vs. Texas-Arlington	W	87	78
12/28	vs. Centenary	W	56	48
01/07	at Rice *	W	67	62
01/11	Texas A&M *	L	68	73
01/13	at Texas *	L	59	67
01/24	Oklahoma City	L	73	84
01/28	Baylor *	L	72	74
02/01	at TCU *	L	79	85
02/04	Texas Tech *	W	64	53
02/08	at SMU *	L	69	84
02/11	TCU *	W	63	47
02/15	vs. SMU * @ LR	L	68	76
02/18	at Texas Tech *	L	57	59
02/22	Rice *	L	67	74
02/25	at Texas A&M *	L	66	79
03/01	at Baylor *	L	54	66
03/04	Texas *	W	69	65

*Southwest Conference games

Lineup	Name	Pts.	Rebs.
5-11 Sr. G	Benton Cone	9.8	2.7
6-3 Jr. G	Robert McKenzie	13.5	5.0
6-4 Jr. G/F	Ricky Tanneberger	9.8	5.4
6-5 Jr. F	James Eldridge	13.7	7.1
6-5 Sr. F	Gary Stephens	9.6	6.7



Dean Tolson averaged 22.5 points and 13.2 rebounds in 1974.





ARKANSAS BASKETBALL RAZORBACK RECORDS

Year-By-Year Results

1969-70 5-19, 3-11 (8th) Coach: Duddy Waller

Date	Opponent	UA/Opp Rank	W/L	ARK	OPP
12/01	at Missouri		L	51	58
12/05	Oklahoma State		L	67	80

Liberty Bowl Classic • Memphis, Tenn.

12/10	vs. Tulsa		L	66	74
12/11	vs. Mississippi State	OT	L	74	76
12/13	at Texas-Arlington		W	85	73

Bayou Classic • Lafayette, La.

12/19	vs. Kentucky Wesleyan		L	75	76
12/20	at Louisiana-Lafayette		L	85	94
12/22	at Oklahoma		L	69	85
01/02	vs. Northwestern (La.) State @ LR	W	81	74	
01/06	Texas A&M *		L	59	64
01/10	at Texas *		L	69	75
01/21	at Oklahoma City		L	70	73
01/24	at Baylor *		L	76	110
01/27	TCU *		L	68	82
01/31	at Texas Tech *		L	48	50
02/03	Rice *		L	69	76
02/07	at SMU *		L	75	76
02/10	Baylor *	W	76	75	
02/14	SMU *	W	88	72	
02/17	at Rice *		L	78	85
02/21	vs. Texas Tech * @ LR		L	71	76
02/24	at Texas A&M *		L	60	72
02/28	Texas *	W	78	61	
03/03	at TCU *		L	95	97

*Southwest Conference games

Lineup	Name	Pts.	Rebs.
6-0	So. G Almer Lee	17.0	3.2
6-3	Sr. G Robert McKenzie	15.2	7.6
6-4	Sr. G/F Ricky Tanneberger	8.0	3.7
6-7	Jr. C Bobby Vint	4.3	4.5
6-5	Sr. F James Eldridge	15.2	7.3

1970-71 5-21, 1-13 (8th) Coach: Lanny Van Eman

Date	Opponent	UA/Opp Rank	W/L	ARK	OPP
12/01	Missouri	OT	L	78	80
12/05	at Hardin-Simmons		L	96	112
12/07	at Oklahoma State		L	65	67
12/10	Pittsburg State	W	107	82	
12/12	at Southern Illinois		L	78	99
12/14	at Iowa State		L	77	86
12/17	Mississippi State		L	67	69
12/19	at Centenary	W	71	61	
12/21	Missouri-St. Louis	W	91	84	
01/05	Oklahoma		L	100	115
01/07	Hardin-Simmons	OT W	110	101	
01/09	Texas *		L	79	88
01/12	at Texas Tech *		L	68	98
01/16	Rice *		L	82	85
01/28	Washburn (Kan.)		L	75	80
01/30	at SMU *		L	88	90
02/02	TCU *		L	87	89
02/06	Texas A&M *		L	83	87
02/09	at Baylor *		L	91	92
02/13	SMU *		L	99	112
02/16	at TCU *		L	86	92
02/20	at Texas *	OT W	88	87	
02/23	Texas Tech *		L	87	89
02/27	at Rice *		L	93	97
03/02	Baylor *	OT	L	110	111
03/05	at Texas A&M *		L	89	92

*Southwest Conference games

Lineup	Name	Pts.	Rebs.
6-2	Jr. G Joel Heider	3.4	2.1
6-0	Jr. G Almer Lee	19.2	3.0
6-7	Sr. C Bobby Vint	11.2	6.0
6-6	Jr. F Vernon Murphy	17.6	8.9
6-5	Jr. F Donnie Watts	14.4	5.4

1971-72 8-18, 5-9 (6th) Coach: Lanny Van Eman

Date	Opponent	UA/Opp Rank	W/L	ARK	OPP
12/01	Georgia Southern		W	93	91
12/04	at Missouri		L	73	74
12/06	at Missouri-St. Louis		L	79	85
12/09	Rockhurst	W	102	72	
12/11	Southern Illinois	L	92	93	
12/13	Oklahoma State	W	90	76	
12/22	vs. San Francisco State @ LR	OT	L	81	84
12/23	vs. Iowa State @ LR		L	93	96

Golden Beehive Tournament • Logan, Utah

12/27	at Utah State	OT	L	94	95
12/28	vs. Idaho State		L	73	88
12/31	at Memphis		L	77	92
01/04	at Mississippi State		L	75	79
01/15	at TCU *		L	77	95
01/22	Texas A&M *	W	100	89	
01/25	at SMU *		L	71	85
01/29	at Texas *		L	93	117
02/01	Texas Tech *		L	73	76
02/05	Rice *	W	103	95	
02/08	at Baylor *		L	84	93
02/12	TCU *		L	90	98
02/15	at Texas A&M *		L	85	86
02/19	SMU *	W	88	74	
02/22	Texas *		L	86	92
02/26	at Texas Tech *		L	85	86
02/29	Baylor *	W	131	109	
03/04	at Rice *	W	113	108	

*Southwest Conference games

Lineup	Name	Pts.	Rebs.
6-2	Sr. G Joel Heider	4.7	2.3
6-4	Jr. G Martin Terry	24.3	5.4
6-8	So. C Dean Tolson	15.5	9.9
6-6	Sr. F Vernon Murphy	11.8	5.3
6-7	Jr. F Doug Campbell	6.6	5.5

1972-73 16-10, 9-5 (T-2nd) Coach: Lanny Van Eman

Date	Opponent	UA/Opp Rank	W/L	ARK	OPP
12/02	at Rockhurst		W	87	76
12/04	Missouri Western	W	85	81	
12/06	Illinois State	L	67	81	
12/09	at Tulane	W	87	83	
12/11	Indiana State	W	80	75	
12/13	Georgia State	W	70	39	
12/23	vs. Memphis @ LR		L	86	87

Razorback Classic • Little Rock, Ark.

12/29	vs. Cornell		L	77	78
12/30	vs. Southern Illinois		W	97	96
01/04	Centenary		L	72	80
01/06	Missouri-St. Louis	W	104	78	
01/09	Tulsa		L	81	85
01/13	Texas A&M *		W	84	73
01/20	at Texas *		W	76	72
01/23	Baylor *		L	70	76
01/27	TCU *		W	90	75
01/30	at SMU *		L	94	110
02/03	Rice *		W	90	69
02/06	at Texas Tech *		L	64	73
02/10	at Texas A&M *		L	82	108
02/13	Texas *		W	86	74
02/17	at Baylor *		W	76	74
02/20	at TCU *	OT	W	96	94
02/24	SMU *		W	103	96
02/27	Texas Tech *		L	63	64
03/03	at Rice *		W	105	79

*Southwest Conference games

Lineup	Name	Pts.	Rebs.
6-2	Sr. G Jody Bass	8.5	2.4
6-2	So. G Rickey Medlock	5.6	2.0
6-4	Sr. G Martin Terry	28.3	3.7
6-8	Jr. C Dean Tolson	17.6	12.4
6-7	Sr. F Doug Campbell	10.2	7.2

1973-74 10-16, 6-8 (5th) Coach: Lanny Van Eman

Date	Opponent	UA/Opp Rank	W/L	ARK	OPP
11/30	at UCLA	nr/1	L	79	101
12/01	at Cal-Santa Barbara		L	80	109
12/03	Western Kentucky		L	100	102
12/05	Tennessee-Martin	W	80	68	
12/08	Wabash		W	83	77
12/10	at Ole Miss		L	66	117
12/22	at Tulsa		L	72	95

Razorback Classic • Little Rock, Ark.

12/28	vs. VMI		W	96	86
12/29	vs. Pittsburgh		L	83	91
01/03	Centenary		L	96	98
01/05	at Indiana State		L	82	92
01/08	Tulane	W	89	73	
01/12	Texas Tech *	OT	L	77	80
01/19	at Rice *		L	69	77
01/22	SMU *		W	89	88
01/26	at TCU *		W	86	74
01/29	at Baylor *		L	68	94
02/02	Texas *		L	81	96
02/05	at Texas A&M *	OT	L	80	86
02/09	Rice *		W	106	81
02/12	at Texas Tech *		L	83	89
02/16	at SMU *		L	87	95
02/19	TCU *		W	109	99
02/23	Baylor *		W	92	62
02/26	at Texas *		L	82	99
03/02	Texas A&M *		W	97	86

*Southwest Conference games


Lineup	Name	Pts.	Rebs.
6-1	So. G Robert Birden	7.7	2.2
6-3	Jr. G Rickey Medlock	16.2	6.2
6-8	Sr. C Dean Tolson	22.5	13.2
6-7	So. F Jack Schulte	11.3	6.5
6-7	Sr. F Dennis White	13.6	8.7

1974-75 17-9, 11-3 (2nd) Coach: Eddie Sutton

Date	Opponent	UA/Opp Rank	W/L	ARK	OPP
11/30	Rockhurst		W	78	61
12/04	at Mississippi State		W	75	72
12/07	at Western Kentucky		L	63	74
12/09	Ole Miss		L	73	84
12/12	Hofstra	W	63	58	
12/21	Tulsa		L	60	64
12/23	at Oklahoma City		L	77	79
01/04	MacMurry (Ill.)		W	100	66
01/11	at Centenary		L	72	74
01/13	Oklahoma City		W	84	75
01/15	Western Illinois		W	88	51
01/18	at Kansas State	OT	L	71	73
01/21	Texas Tech *		W	65	62
01/25	at SMU *		W	73	69
01/28	at Rice *		W	74	67
02/01	at Baylor *		L	69	73
02/04	Texas *		W	56	52
02/08	Texas A&M *	2OT	W	95	89
02/11	at TCU *		W	70	61
02/15	at Texas A&M *		L	60	62
02/18	TCU *		W	81	57
02/22	at Texas Tech *		L	55	63
02/25	Rice *		W	86	51
03/01	SMU *		W	72	50
03/04	at Texas *		W	68	56
03/08	Baylor *		W	83	64

*Southwest Conference games

Lineup	Name	Pts.	Rebs.
6-1	Jr. G Robert Birden	10.7	1.9
6-3	Sr. G Rickey Medlock	12.9	2.9
6-4	Jr. G Charles Terry	10.6	5.6
6-5	Sr. F Kent Allison	15.1	8.2
6-8	Jr. C Darryl Saulsberry	5.8	3.7



Marvin Delph, one of the famed Triplets, helped Arkansas to back-to-back Southwest Conference titles and the 1978 Final Four.

1975-76 19-9, 9-7

Year-By-Year Results

1976-77
26-2, 16-0 (1st)
 • SWC CHAMPION •
 • SWC TOURNAMENT CHAMPION •
 • NCAA FIRST ROUND •
Final Ranking: No. 18 (AP)
Coach: Eddie Sutton

Date	Opponent	UA/Opp Rank	W/L	ARK	OPP
11/27	vs. Air Force @ LR		W	72	54
11/29	Cal-Hayward		W	89	59
12/01	at Missouri State		W	72	71
12/04	Southern Colorado		W	91	43
12/11	Oklahoma City		W	71	60
12/18	at Kansas	19/nr	W	67	63
12/20	Kansas State	19/nr	W	80	65
12/23	at Tulsa	18/nr	W	81	66
12/30	vs. Memphis @ LR	17/nr	L	62	69
01/04	at Texas Tech *	18/nr	W	41	38
01/08	Houston *	18/nr	W	81	70
01/10	Texas Tech *	18/nr	W	60	53
01/15	at Rice *	16/nr	W	72	45
01/18	TCU *	17/nr	W	62	45
01/22	at Texas *	17/nr	W	86	58
01/24	Texas A&M *	17/nr	W	72	58
01/27	at SMU *	15/nr	W	77	59
01/29	at Baylor *	15/nr	W	68	59
02/02	SMU *	14/nr	W	81	58
02/05	at Houston *	14/nr	W	82	80
02/07	at Tulane	14/nr	W	76	73
02/10	Baylor *	13/nr	W	77	57
02/12	vs. Rice * @ LR	11/nr	W	78	51
02/15	at TCU *	11/nr	W	79	64
02/19	Texas *	11/nr	W	73	61
02/22	at Texas A&M *	6/nr	W	63	62

SWC Tournament • Houston, Texas
 03/05 at Houston 7/nr W 80 74
NCAA Midwest Regional • Norman, Okla.
 03/12 vs. Wake Forest 8/nr L 80 86
 *Southwest Conference games

Lineup	Name	Pts.	Rebs.
6-4	Jr. G Ron Brewer	17.0	3.1
6-4	So. G Sidney Moncrief	15.4	8.4
6-10	Sr. C Steve Stroud	4.5	4.7
6-7	Jr. F Jim Counce	5.1	4.4
6-4	Jr. F Marvin Delph	19.7	5.5

1977-78
32-4, 14-2 (T-1st)
 • SWC CHAMPION •
 • FINAL FOUR •
Final Ranking: #5 (AP)/#6 (UPI)
Coach: Eddie Sutton

Date	Opponent	UA/Opp Rank	W/L	ARK	OPP
11/26	Missouri State	7/nr	W	65	47
11/28	vs. Mississippi State @ LR	7/nr	W	94	61
12/01	at Hawaii	7/nr	W	79	60
12/02	at Hawaii	7/nr	W	78	53
12/08	Rockhurst	6/nr	W	99	63
12/10	at Oklahoma	6/nr	W	64	53
12/19	Hardin-Simmons	4/nr	W	86	55
12/22	vs. Kansas @ LR	4/16	W	78	72
12/29	at LSU	3/nr	W	67	62
12/31	at Memphis	3/nr	W	95	70
01/04	vs. Hofstra @ PB	3/nr	W	95	70
01/08	Houston *	3/nr	W	84	65
01/09	Missouri-St. Louis	3/nr	W	87	65
01/12	at Rice *	3/nr	W	69	60
01/14	at Texas *	3/nr	L	69	75
01/17	Texas A&M *	6/nr	W	84	68
01/21	vs. TCU * @ LR	6/nr	W	43	35
01/23	at Baylor *	6/nr	OT	56	55
01/25	SMU *	4/nr	W	72	65
01/28	at Texas Tech *	4/nr	W	54	49
02/01	Texas *	2/12	W	75	71
02/04	Rice *	2/nr	W	69	48
02/07	at Texas A&M *	2/nr	W	80	79
02/11	at TCU *	2/nr	W	77	57
02/13	Baylor *	2/nr	W	82	56
02/16	at SMU *	1/nr	W	86	75
02/18	at Houston *	1/nr	L	75	84
02/21	Texas Tech *	4/nr	W	58	49

SWC Tournament
 02/25 TCU 4/nr W 84 42
SWC Tournament • Houston, Texas
 03/02 vs. SMU 4/nr W 94 73
 03/04 at Houston 4/nr L 69 70
NCAA Western Regional • Eugene, Ore.
 03/11 vs. Weber State 7/nr W 73 52
NCAA Western Regional • Albuquerque, N.M.
 03/16 vs. UCLA 5/2 W 74 70
 03/18 vs. Cal State Fullerton 5/nr W 61 58
NCAA Final Four • St. Louis, Mo.
 03/25 vs. Kentucky 5/1 L 59 64
 03/27 vs. Notre Dame 5/6 W 71 69
 *Southwest Conference games

RAZORBACK RECORDS **ARKANSAS BASKETBALL**

Lineup	Name	Pts.	Rebs.	Ast.
6-4	Sr. G Ron Brewer	18.0	3.1	2.8
6-4	Jr. G Sidney Moncrief	17.3	7.7	1.7
6-11	Jr. C Steve Schall	9.7	5.4	1.3
6-7	Sr. F Jim Counce	4.2	4.2	3.3
6-4	Sr. F Marvin Delph	16.8	5.7	1.1

Lineup	Name	Pts.	Rebs.	Ast.
6-4	Sr. G Sidney Moncrief	22.0	9.6	2.7
6-2	So. G U.S. Reed	11.8	3.2	2.1
6-11	Sr. C Steve Schall	10.8	5.9	1.0
6-9	Fr. F Scott Hastings	8.3	4.6	1.3
6-7	Jr. F Alan Zahn	6.6	4.7	2.3

1978-79
25-5, 13-3 (T-1st)
 • SWC CHAMPION •
 • SWC TOURNAMENT CHAMPION •
 • NCAA REGIONAL FINAL •
 • ELITE EIGHT •
Final Ranking: #5 (AP)/#6 (UPI)
Coach: Eddie Sutton

Date	Opponent	UA/Opp Rank	W/L	ARK	OPP
12/02	Oklahoma		W	80	74
12/06	West Texas State		W	84	54
12/11	Missouri State		W	90	51
12/16	Centenary		W	77	57
12/19	vs. Ole Miss @ Memphis		W	67	66
12/23	vs. Southern Miss @ PB		W	93	79
12/30	vs. Memphis @ LR	20/nr	W	82	69
01/04	vs. North Texas @ LR	14/nr	W	96	71
01/06	at Houston *	14/nr	W	62	61
01/10	Rice *	10/nr	W	79	66
01/12	Texas *	10/nr	L	63	66
01/14	vs. North Carolina @ G'boro	10/3	L	57	63
01/17	at Texas A&M *	11/15	OT	69	74
01/20	at TCU *	11/nr	W	90	51
01/22	Baylor *	11/nr	L	67	70
01/24	at SMU *	15/nr	W	79	67
01/27	Texas Tech *	15/nr	W	63	57
02/01	at Texas *	14/11	W	68	58
02/03	at Rice *	14/nr	W	68	50
02/06	Texas A&M *	14/11	W	60	56
02/10	TCU *	14/nr	W	108	65
02/12	at Baylor *	14/nr	W	71	62
02/14	SMU *	11/nr	W	71	55
02/17	Houston *	11/nr	W	78	58
02/20	at Texas Tech *	10/nr	W	66	65

SWC Tournament • Houston, Texas
 03/02 vs. Texas Tech 9/nr W 93 77
 03/03 vs. Texas 9/14 W 39 38
NCAA Midwest Regional • Lawrence, Kan.
 03/11 vs. Weber State 7/nr W 74 63
NCAA Midwest Regional • Cincinnati, Ohio
 03/15 vs. Louisville 5/13 W 73 62
 03/17 vs. Indiana State 5/1 L 71 73
 *Southwest Conference games

1979-80
21-8, 13-3 (2nd)
 • NCAA FIRST ROUND •
Coach: Eddie Sutton

Date	Opponent	UA/Opp Rank	W/L	ARK	OPP
12/01	Loyola-California		W	76	66
12/03	Centenary		W	65	53
12/05	Missouri-St. Louis		W	79	50
12/08	at Centenary		W	70	62
12/15	vs. Ole Miss @ LR	20/nr	W	67	59
12/17	Oklahoma City	20/nr	W	86	68
12/20	vs. LSU @ LR	20/6	L	55	56
12/28	at Memphis	19/nr	L	67	74
12/30	vs. Kansas State @ PB	19/nr	L	57	66
01/03	SMU *		W	84	69
01/05	vs. Louisiana-Monroe @ PB		W	74	51
01/08	at TCU *		W	70	58
01/12	at Texas *		W	55	50
01/15	Baylor *		W	71	57
01/19	Houston *		W	60	57
01/22	at Texas A&M *		L	39	45
01/26	Rice *		W	73	64
01/28	at Texas Tech *		OT	71	69
02/02	Texas *		W	60	59
02/04	TCU *		W	74	47
02/07	at Baylor *		W	70	51
02/09	at Houston *	30T	L	84	90
02/12	Texas A&M *		W	45	44
02/16	at Rice *		W	77	73
02/18	at SMU *		L	58	62
02/22	Texas Tech *		W	84	60

SWC Tournament • San Antonio, Texas
 02/28 vs. Texas W 64 62
 02/29 vs. Texas A&M L 50 52
NCAA Midwest Regional • Lincoln, Neb.
 03/06 vs. Kansas State L 53 71
 *Southwest Conference games

Lineup	Name	Pts.	Rebs.	Ast.
6-2	Jr. G Keith Hilliard	4.1	1.7	2.5
6-2	Jr. G U.S. Reed	14.0	3.7	1.4
6-5	So. G/F Brad Friess	4.9	2.1	1.7
6-10	So. F Scott Hastings	16.2	6.7	1.2
6-7	Sr. F/C Alan Zahn	9.6	5.7	2.6



Charles Balentine and the Razorbacks were greeted by fans in Fayetteville after defeating No. 1 North Carolina.

BACK-TO-BACK NCAA ELITE 8 APPEARANCES (2021 & 2022)





ARKANSAS BASKETBALL RAZORBACK RECORDS

1980-81
24-8, 13-3 (1st)
 • SWC CHAMPION •
 • NCAA REGIONAL SEMIFINAL •
 • SWEET 16 •
Final Ranking: No. 20 (AP)
Coach: Eddie Sutton

Date	Opponent	UA/Opp Rank	W/L	ARK OPP
Great Alaska Shootout • Anchorage, Alaska				
11/28	vs. Missouri	20/11	W	81 73
11/29	vs. LSU	20/12	W	86 76
11/30	vs. North Carolina	20/13	L	58 64
12/03	Missouri State	11/nr	W	98 65
12/06	at Michigan	11/nr	L	65 78
12/13	Oklahoma City	17/nr	W	76 70
12/16	Centenary	19/nr	W	78 74
12/20	vs. Eastern Kentucky @ LR	19/nr	W	80 74
12/22	vs. Southern Miss @ PB	19/nr	W	76 68
12/27	vs. Kansas State @ KC	17/nr	OT	L 46 47
12/30	vs. Nebraska @ LR		W	64 52
01/03	at SMU * (Reunion Arena)		W	92 50
01/07	vs. Alaska-Anchorage @ PB		W	92 58
01/10	TCU *		W	85 51
01/12	Texas *		L	60 62
01/17	at Baylor *		L	58 67
01/19	at Houston *		L	54 57
01/24	Texas A&M *		W	52 47
01/26	at Rice *		W	57 52
01/28	Texas Tech *		W	60 35
02/03	at Texas *		W	54 48
02/07	at TCU *		W	63 48
02/10	Baylor *		W	67 50
02/14	Houston *		W	70 55
02/17	at Texas A&M *		W	65 61
02/21	Rice *		W	75 59
02/24	SMU *	18/nr	W	47 33
02/28	at Texas Tech *	18/nr	W	64 61

SWC Tournament • San Antonio, Texas
 03/06 vs. Texas 15/nr L 73 76

NCAA Midwest Regional • Austin, Texas
 03/12 vs. Mercer 20/nr W 73 67
 03/14 vs. Louisville 20/12 W 74 73

NCAA Midwest Regional • New Orleans, La.
 03/20 vs. LSU 20/4 L 56 72

*Southwest Conference games

Lineup	Name	Pts.	Rebs.	Ast.
6-2 Sr. G	U.S. Reed	13.0	4.1	1.3
6-4 So. G	Darrell Walker	11.3	4.5	3.3
6-10 Jr. C	Scott Hastings	16.3	5.4	1.4
6-6 Jr. F	Tony Brown	4.8	2.8	2.3
6-6 Jr. F	Keith Peterson	8.4	5.2	0.8

1981-82
23-6, 12-4 (1st)
 • SWC CHAMPION •
 • SWC TOURNAMENT CHAMPION •
 • NCAA FIRST ROUND •
Final Ranking: #12 (AP) / #13 (UPI)
Coach: Eddie Sutton

Date	Opponent	UA/Opp Rank	W/L	ARK OPP
11/28	Michigan	18/nr	W	83 72
11/30	at Texas-San Antonio	18/nr	W	71 42
12/03	vs. San Diego State @ PB	13/nr	W	85 68
12/10	Wisconsin-Parkside	11/nr	W	84 59
12/12	Centenary	11/nr	W	87 60
12/19	vs. Biscayne @ LR	9/nr	W	91 61
12/22	vs. Southern Miss @ PB	6/nr	W	63 54
12/30	vs. Kent State @ LR	5/nr	W	91 49
1/02	at Texas Tech *	5/nr	L	74 79
01/06	SMU *	11/nr	W	68 48
01/09	at Nebraska	11/nr	W	51 50
01/13	at TCU *	9/nr	W	62 59
01/16	at Texas *	9/19	L	73 87
01/19	Baylor *	15/nr	W	70 58
01/23	Houston *	15/19	W	67 66
01/26	at Texas A&M *	12/nr	W	64 63
01/29	Rice *	12/nr	W	60 54

01/31	vs. Wake Forest @ LR	12/19	L	48 49
02/06	Texas *	14/12	OT	W 62 55
02/08	TCU *	14/nr	W	79 69
02/11	at Baylor *	8/nr	OT	L 55 56
02/13	at Houston *	8/nr	L	53 55
02/15	Texas A&M *	8/nr	W	92 75
02/10	at Rice *	17/nr	W	72 65
02/24	at SMU *	15/nr	W	54 53
02/27	Texas Tech *	15/nr	W	67 61

SWC Tournament • Dallas, Texas (Reunion Arena)
 03/05 vs. TCU 14/nr W 80 70
 03/06 vs. Houston 14/nr W 84 69

NCAA Midwest Regional • Dallas, Texas
 03/14 vs. Kansas State 12/nr L 64 65

*Southwest Conference games

Lineup	Name	Pts.	Rebs.	Ast.
6-3 Jr. G	Darrell Walker	14.8	5.2	3.5
6-10 Sr. C	Scott Hastings	18.6	6.0	1.4
6-6 Sr. F	Keith Peterson	7.3	3.8	1.2
6-6 Sr. F	Tony Brown	10.0	3.2	3.4
6-5 Sr. F	Brad Friess	4.1	2.3	2.2

1982-83
26-4, 14-2 (2nd)
 • NCAA REGIONAL SEMIFINAL •
 • SWEET 16 •
Final Ranking: #9 (AP & UPI) / #10 (ESPN/USA Today)
Coach: Eddie Sutton

Date	Opponent	UA/Opp Rank	W/L	ARK OPP
11/27	Southeast Missouri State	17/nr	W	74 57
12/01	Texas-San Antonio	16/nr	W	78 59
12/04	at Centenary	16/nr	W	79 51
12/06	vs. Missouri State @ LR	15/nr	W	87 66
12/15	Alabama State	13/nr	W	108 65
12/18	Louisiana-Monroe	13/nr	W	89 76
12/21	vs. Southern Miss @ PB	12/nr	W	64 62
12/28	at St. Peter's *	11/nr	W	52 48
01/03	vs. Nebraska @ LR	11/nr	W	64 58
01/05	vs. Mercer @ PB	10/nr	W	83 62
01/08	Baylor *	10/nr	W	65 60
01/13	at Texas A&M *	7/nr	W	66 64
01/15	at SMU *	7/nr	W	63 56
01/19	TCU *	4/nr	W	69 55
01/22	at Houston *	4/14	L	60 75
01/24	Texas *	4/nr	W	83 64
01/26	at Texas Tech *	12/nr	W	62 59
01/30	vs. Wake Forest @ G'boro	12/19	W	68 65
02/02	Rice *	9/nr	W	70 43
02/07	at Baylor *	9/nr	W	81 66
02/12	Texas A&M *	8/nr	W	62 55
02/14	SMU *	8/nr	W	71 61
02/19	at TCU *	7/nr	W	64 56
02/23	at Texas *	6/nr	W	84 67
02/26	Texas Tech *	6/nr	W	77 63
03/03	Houston *	5/1	L	66 74
03/05	at Rice *	5/nr	W	82 55

SWC Tournament • Dallas, Texas (Reunion Arena)
 03/10 vs. TCU 6/nr OT L 59 61

NCAA Midwest Regional • Tampa, Fla.
 03/19 vs. Purdue 9/nr W 78 68

NCAA Midwest Regional • Knoxville, Tenn.
 03/24 vs. Louisville 9/2 L 63 65

*Southwest Conference games

Lineup	Name	Pts.	Rebs.	Ast.
6-3 Jr. G	Alvin Robertson	14.2	4.9	3.6
6-5 Sr. G	John Snively	5.9	0.9	1.0
6-4 Sr. G	Darrell Walker	18.2	5.7	3.3
6-11 So. C	Joe Kleine	13.3	7.3	0.6
6-6 Jr. F	Leroy Sutton	6.4	3.9	0.8

1983-84
25-7, 14-2 (2nd)
 • NCAA FIRST ROUND •
Final Ranking: #7 (UPI) / #8 (AP)/#13 (ESPN/USA Today)
Coach: Eddie Sutton

Date	Opponent	UA/Opp Rank	W/L	ARK OPP
Great Alaska Shootout • Anchorage, Alaska				
11/25	vs. Fordham	14/nr	W	62 61
11/26	vs. Oklahoma	14/20	W	84 68
11/27	vs. North Carolina State	14/nr	L	60 65
12/01	Southeast Missouri State	14/nr	W	98 69
12/05	East Tennessee State	14/nr	W	79 50
12/08	at Missouri State	15/nr	W	56 41
12/10	at Nebraska	15/nr	L	54 67
12/17	vs. North Texas @ PB		W	93 64
12/21	Alabama State		W	86 80
12/28	vs. St. Peter's @ LR		W	82 49
12/30	vs. Austin Peay @ LR		W	68 63
01/04	at Baylor *		W	57 50
01/07	Texas A&M *		W	77 54
01/12	SMU *		W	70 69
01/14	at TCU *		W	70 62
01/19	at Texas *		W	70 66
01/21	Texas Tech *		W	67 57
01/27	at Rice *	16/nr	L	62 65
01/29	at Villanova	16/nr	L	54 58
02/04	Baylor *		W	63 44
02/08	at Texas A&M *		W	59 58
02/11	at SMU *		W	80 71
02/12	vs. North Carolina @ PB	nr/1	W	65 64
02/15	TCU *	14/nr	W	55 48
02/18	Texas *	14/nr	W	59 41
02/23	at Texas Tech *	11/nr	W	55 49
02/25	at Houston *	11/3	L	61 64
02/29	Rice *	12/nr	W	79 54
03/04	Houston *	12/2	W	73 68

SWC Tournament • Houston, Texas (The Summit)
 03/10 vs. Texas A&M 8/nr W 49 47
 03/11 vs. Houston 8/5 L 56 57

NCAA East Regional • East Rutherford, N.J.
 03/18 vs. Virginia 8/nr OT L 51 53

*Southwest Conference games

Lineup	Name	Pts.	Rebs.	Ast.
6-2 Sr. G	Ricky Norton	8.6	1.5	2.4
6-3 Sr. G	Alvin Robertson	15.5	5.5	6.0
6-11 Jr. C	Joe Kleine	18.2	9.2	0.8
6-6 Jr. F	Charles Balentine	7.7	4.2	1.6
6-6 Sr. F	Leroy Sutton	8.4	4.9	0.8

1984-85
22-13, 10-6 (2nd)
 • NCAA SECOND ROUND •
Final Ranking: #25 (ESPN/USA Today)
Coach: Eddie Sutton

Date	Opponent	UA/Opp Rank	W/L	ARK OPP
11/24	Southeastern Louisiana	16/nr	W	65 62
11/27	vs. Central Florida @ PB	17/nr	W	59 45
12/01	at Ohio State	17/nr	L	84 85
12/08	Missouri State		W	70 56
12/14	Charleston Southern		W	74 55
12/15	vs. Tulsa @ LR		W	70 66
12/18	vs. Texas-San Antonio @ LR		W	74 67
12/20	vs. Minnesota @ PB		W	56 46
12/22	vs. Oral Roberts @ LR		W	64 57

Rainbow Classic • Honolulu, Hawaii
 12/26 vs. Georgia Tech L 52 72
 12/27 vs. Iowa State OT W 84 79
 12/28 vs. Iowa L 52 71
 01/02 at Texas A&M * W 70 67
 01/05 at SMU * nr/4 OT L 60 63
 01/09 TCU * W 67 59
 01/12 Texas * W 64 58
 01/16 at Texas Tech * L 48 64
 01/19 at Houston * L 73 78
 01/23 Rice * W 67 56
 01/27 at Virginia L 52 54

Year-By-Year Results

01/30	at Baylor *	OT	W	64 57
02/01	Texas A&M *		W	58 53
02/03	at Georgetown	nr/2	L	39 56
02/06	SMU *	nr/4	W	69 66
02/09	at TCU *		OT	L 66 72
02/14	at Texas *		W	60 51
02/16	Texas Tech *		L	50 52
02/20	Houston *		W	73 59
02/24	at Rice *		L	68 71
03/02	Baylor *		W	106 71

SWC Tournament • Dallas, Texas (Reunion Arena)
 03/08 vs. Texas W 66 46
 03/09 vs. SMU nr/13 W 68 55
 03/10 vs. Texas Tech L 64 67

NCAA West Regional • Salt Lake City, Utah
 03/14 vs. Iowa W 63 54
 03/16 vs. St. John's nr/3 L 65 68

*Southwest Conference games

Lineup	Name	Pts.	Rebs.	Ast.
6-2 Fr. G	Allie Freeman	4.5	1.5	2.6
6-3 Fr. G	Kenny Hutchinson	3.3	1.5	2.3
6-7 So. G/F	William Mills	9.4	3.5	4.5
6-11 Sr. C	Joe Kleine	22.1	8.4	0.7
6-6 Sr. F	Charles Balentine	12.7	5.6	1.6

1985-86
12-16, 4-12 (7th)
Coach: Nolan Richardson

Date	Opponent	UA/Opp Rank	W/L	ARK OPP
11/24	vs. Southern Illinois @ LR		W	86 72
11/29	vs. Southern Univ. @ PB		W	76 75
12/01	Missouri State		W	68 67
12/03	vs. San Diego State @ LR		W	76 64
12/05	Samford		W	72 51
12/07	at Minnesota		L	64 71
12/14	vs. Ohio State @ PB	nr/20	OT	W 79 70
12/18	vs. Alabama State @ LR		W	87 69
12/21	at Kansas	nr/6	L	78 89
12/28	at Oral Roberts		W	54 51
01/02	SMU *		L	66 71
01/04	at TCU *		L	62 71
01/08	at Texas *		L	55 59
01/11	Texas Tech *		L	46 48
01/15	Houston			



The Razorbacks celebrate winning the 1989 Southwest Conference Tournament Championship.

1989-90
30-5, 14-2 (1st)
 • SWC CHAMPION •
 • SWC TOURNAMENT CHAMPION •
 • NCAA FINAL FOUR •
Final Ranking: #4 (ESPN/USA Today) / #7 (AP) / #8 (UPI)
Coach: Nolan Richardson

1986-87
19-14, 8-8 (5th)
 • NIT SECOND ROUND •
Coach: Nolan Richardson

1987-88
21-9, 11-5 (T-2nd)
 • NCAA First Round •
Coach: Nolan Richardson

1988-89
25-7, 13-3 (1st)
 • SWC CHAMPION •
 • SWC TOURNAMENT CHAMPION •
 • NCAA SECOND ROUND •
Final Ranking
#17 (ESPN/USA Today)
Coach: Nolan Richardson

Date	Opponent	UA/Opp Rank	W/L	ARK OPP
11/28	vs. Grambling @ PB		W	84 65
11/29	vs. Louisiana Tech @ LR		W	90 64
12/3	vs. Ole Miss @ Memphis		W	70 56
12/06	Kansas	nr/6	W	103 86
12/10	vs. Alabama @ Birmingham	20/18	L	76 87
12/13	Morgan State	20/nr	W	106 57
12/18	Mississippi Valley State		W	98 79
12/20	vs. Virginia @ PB		L	66 78
12/22	at Missouri State		L	49 56

Date	Opponent	UA/Opp Rank	W/L	ARK OPP
11/27	vs. Chicago State @ PB		W	78 68
11/29	at Tulsa		L	47 68
12/03	vs. Northwestern (La.) State @ LR		W	77 55
12/05	Missouri State		W	53 47
12/09	vs. Ole Miss @ PB		W	79 40
12/12	Virginia		W	66 52
12/15	Alcorn State		W	101 55
12/19	Mississippi Valley State		W	91 71
12/23	vs. Alabama @ LR		W	80 55
12/30	at Maryland		L	61 88
01/02	vs. Coastal Carolina @ LR		W	81 59
01/06	Texas *		W	91 62
01/09	TCU *		W	96 53
01/13	at SMU *	OT	W	85 83
01/16	at Texas A&M *		L	67 74
01/20	Baylor *		W	70 62
01/27	at Rice *		W	80 61
01/30	Houston *		W	71 62
02/03	Texas Tech *		W	69 48
02/06	at Texas *		L	72 79
02/10	at TCU *		W	63 61
02/13	SMU *		L	63 73
02/17	Texas A&M *		W	79 58
02/20	at Baylor *		L	57 58
02/27	Rice *		W	112 87
03/03	at Houston *		L	77 82
03/06	at Texas Tech *		W	75 65

Date	Opponent	UA/Opp Rank	W/L	ARK OPP
11/27	Rider		W	98 69
11/30	at Virginia		L	65 75
12/10	Maryland		W	73 68
12/13	vs. Ole Miss @ Memphis		W	74 68
12/21	vs. Texas Southern @ LR		W	97 79
12/23	vs. Sam Houston State @ LR		W	97 79
12/28	at Missouri	nr/11	L	78 83
01/02	vs. South Alabama @ PB		W	103 71
01/04	Texas Tech *		W	69 62
01/07	at Texas *		W	99 92
01/11	at TCU *		L	45 51
01/14	SMU *		W	93 73
01/16	Texas A&M *		W	75 60
01/18	vs. Florida State @ LR	nr/14 OT	L	105 112
01/21	at Baylor *		W	88 58
01/24	vs. Southern Utah @ PB		W	109 76
01/28	Rice *		W	81 77
02/01	at Houston *		W	88 87
02/04	at Texas Tech *		L	73 84
02/08	Texas *		W	105 82
02/11	TCU *		W	100 60
02/15	at SMU *		W	81 68
02/18	at Texas A&M *		L	71 82
02/22	Baylor *		W	89 54
02/25	Tulsa		W	118 69
03/01	at Rice *		W	83 70
03/06	Houston *	20*/nr	W	107 79

Rainbow Classic • Honolulu, Hawaii

Date	Opponent	UA/Opp Rank	W/L	ARK OPP
12/28	vs. Ohio State		W	97 94
12/29	vs. Pittsburgh	nr/14	L	82 114
12/30	vs. California		W	74 58
01/03	TCU *		L	77 80
01/05	vs. North Texas @ LR	OT	W	99 96
01/08	Texas *		W	79 62
01/10	at Texas Tech *		W	73 95
01/14	Rice *		W	62 54
01/17	at Houston *		L	55 60
01/22	at Baylor *		L	62 63
01/25	Texas A&M *		W	87 69
01/27	SMU *		W	76 63
01/31	at TCU *	nr/16	L	66 73
02/04	at Texas *		L	73 78
02/07	Texas Tech *		W	93 75
02/11	Houston *		L	54 57
02/14	at Rice *		W	88 68
02/18	vs. Oral Roberts @ LR		W	95 75
02/21	at Baylor *		W	71 67
02/24	at Texas A&M *	20T	W	100 97
03/01	at SMU *		L	76 93

SWC Tournament • Dallas, Texas (Reunion Arena)

Date	Opponent	UA/Opp Rank	W/L	ARK OPP
03/09	vs. SMU	9/nr	W	84 51
03/10	vs. Baylor	9/nr	W	115 75
03/11	vs. Houston	9/nr	W	96 84

SWC Tournament • Dallas, Texas (Reunion Arena)

03/06	vs. Texas Tech		L	59 73
-------	----------------	--	---	-------

National Invitational Tournament

03/13	Arkansas State	OT	W	67 64
-------	----------------	----	---	-------

National Invitational Tournament • Lincoln, Neb.

03/17	at Nebraska		L	71 78
-------	-------------	--	---	-------

*Southwest Conference games

Lineup (most starts)	Name	Pts.	Rebs.	Ast.
6-3 So. G	Keith Wilson	4.8	2.1	2.6
6-3 Jr. G/F	Tim Scott	11.9	2.7	2.1
6-6 Fr. G/F	Ron Huery	11.7	3.5	2.7
6-10 Jr. F/C	Shawn Baker	6.5	4.2	0.5
6-11 Jr. C	Andrew Lang	8.1	7.5	2.7 Blk

NCAA Southeast Regional • Cincinnati, Ohio

03/18	vs. Villanova		L	74 82
-------	---------------	--	---	-------

*Southwest Conference games

SWC Tournament • Dallas, Texas (Reunion Arena)

Lineup (most starts)	Name	Pts.	Rebs.	Ast.
6-2 Sr. G	Allie Freeman	6.2	1.9	2.0
6-3 Sr. G	Tim Scott	11.8	3.1	1.7 Stl
6-6 So. G/F	Ron Huery	13.4	4.0	2.4
6-9 So. F/C	Mario Credit	9.8	4.7	0.7
6-11 Sr. C	Andrew Lang	9.3	7.3	2.6 Blk

SWC Tournament • Dallas, Texas (Reunion Arena)

Date	Opponent	UA/Opp Rank	W/L	ARK OPP
03/10	vs. Rice	20*/nr	W	108 72
03/11	vs. Texas A&M	20*/nr	W	94 84
03/12	vs. Texas	20*/nr	W	100 76

NCAA Midwest Regional • Indianapolis, Ind.

03/16	vs. Loyola-Marymount	17*/nr	W	120 101
3/18	vs. Louisville	17*/12	L	84 93

*Southwest Conference games

^ USA Today/ESPN Coaches Poll

SWC Tournament • Dallas, Texas (Reunion Arena)

Lineup (most starts)	Name	Pts.	Rebs.	Ast.
6-3 Sr. G	Keith Wilson	13.1	4.6	4.3
6-2 Fr. G	Lee Mayberry	12.9	3.2	4.2
6-4 Jr. G/F	Lenzie Howell	14.6	7.0	1.5
6-7 So. F	Larry Marks	6.2	4.8	0.8 Stl
6-9 Jr. C	Mario Credit	11.4	4.6	0.6

Date	Opponent	UA/Opp Rank	W/L	ARK OPP
11/24	vs. Samford @ PB		W	97 67
11/26	vs. Oregon @ LR		W	102 75
11/29	at South Alabama		W	105 90
12/05	vs. Ole Miss @ PB		W	90 76
12/09	U.S. International		W	166 101
12/13	Missouri	7/4	L	88 89
12/18	Bethune-Cookman	7/nr	W	91 61
12/23	vs. VMI @ LR		W	92 61
12/26	vs. Delaware State @ LR		W	117 75
12/30	at UNLV	11/12	L	93 101
01/03	at Houston *	14/nr	W	82 78
01/06	at Texas Tech *	14/nr	W	92 75
01/10	Baylor *	12/nr	W	99 84
01/13	TCU *	12/nr	W	93 79
01/17	at SMU *	12/nr	W	80 61
01/20	at Texas A&M *	12/nr	W	100 84
01/22	Houston *	12/nr	W	100 89
01/25	Texas *	6/nr	W	109 100
01/27	at UAB	6/nr	W	109 95
01/31	at Rice *	3/nr	W	70 66
02/04	at Texas *	3/nr	OT	103 96
02/07	Texas Tech *	3/nr	W	100 77
02/10	at Baylor *	3/nr	L	77 82
02/14	at TCU *	8/nr	L	79 81
02/17	SMU *	8/nr	W	77 46
02/21	Texas A&M *	13/nr	W	114 100
03/03	Rice *	12/nr	W	104 80

SWC Tournament • Dallas, Texas (Reunion Arena)

03/09	vs. SMU	9/nr	W	84 51
03/10	vs. Baylor	9/nr	W	115 75
03/11	vs. Houston	9/nr	W	96 84

NCAA Midwest Regional • Austin, Texas

03/15	vs. Princeton	7/nr	W	68 64
03/17	vs. Dayton	7/nr	W	86 84

NCAA Midwest Regional • Dallas, Texas

03/22	vs. North Carolina	7/nr	W	96 73
03/24	vs. Texas	7/nr	W	88 85

NCAA Final Four • Denver, Colo.

03/31	vs. Duke	7/15	L	83 97
-------	----------	------	---	-------

*Southwest Conference games

Lineup (most starts)

Name	Pts.	Rebs.	Ast.	
5-10 Jr. G	Arlyn Bowers	5.5	1.8	2.4
6-2 So. G	Lee Mayberry	14.5	2.9	5.2
6-7 So. G/F	Todd Day	19.5	5.4	2.5
6-9 Sr. C	Mario Credit	9.4	3.9	0.4
6-5 Sr. F	Lenzie Howell	13.9	5.4	1.9





ARKANSAS BASKETBALL RAZORBACK RECORDS

1990-91

34-4, 15-1 (1st)

- Preseason NIT Finalist •
- SWC CHAMPION •
- SWC TOURNAMENT CHAMPION •
- NCAA REGIONAL FINAL •
- ELITE EIGHT •

Final Ranking: #2 (AP & UPI) / #5 (ESPN/USA Today)
Coach: Nolan Richardson

Date	Opponent	UA/Opp Rank	W/L	ARK	OPP
Dodge Preseason NIT					
11/14	Vanderbilt	2/nr	W	107	70
11/16	Oklahoma	2/15	W	110	88

Dodge Preseason NIT - New York, N.Y.

11/21	vs. Duke	2/6	W	98	88
11/23	vs. Arizona	2/3	L	77	89
11/27	vs. Mississippi College @ PB	3/nr	W	96	57
12/01	Kansas State	3/nr	W	112	88
12/05	vs. Louisiana Tech @ LR	3/nr	W	114	97
12/08	at Missouri	3/nr	W	95	82
12/11	South Alabama	2/nr	W	101	91
12/22	at Oregon	2/nr	W	71	68
12/29	vs. Jackson State @ LR	2/nr	W	126	88
12/31	vs. Louisiana-Monroe @ PB	2/nr	W	114	92
01/02	at Rice *	2/nr	W	86	62
01/06	Houston *	2/nr	W	95	79
01/10	Texas *	2/nr	W	101	89
01/12	at Texas Tech *	2/nr	W	113	86
01/15	at TCU *	2/nr	W	93	73
01/19	SMU *	2/nr	W	98	70
01/21	at Florida State	2/nr	W	109	92
01/23	Texas A&M *	2/nr	W	113	88
01/26	at Baylor *	2/nr	W	73	68
01/30	UAB	2/nr	W	104	72
02/02	Rice *	2/nr	W	100	87
02/07	at Houston *	2/nr	W	81	74
02/10	UNLV	2/1	L	105	112
02/13	Texas Tech *	3/nr	W	87	69
02/16	TCU *	3/nr	W	97	61
02/20	at SMU *	3/nr	W	79	70
02/23	at Texas A&M *	3/nr	W	111	72
02/26	Baylor *	3/nr	W	106	74
03/03	at Texas *	3/23	L	86	99

SWC Tournament - Dallas, Texas (Reunion Arena)

03/08	vs. Texas A&M	5/nr	W	108	61
03/09	vs. Rice	5/nr	W	109	80
03/10	vs. Texas	5/23	W	120	89

NCAA Southeast Regional - Atlanta, Ga.

03/15	vs. Georgia State	2/nr	W	117	76
03/17	vs. Arizona State	2/nr	W	97	90

NCAA Southeast Regional - Charlotte, N.C.

03/21	vs. Alabama	2/19	W	93	70
03/23	vs. Kansas	2/12	L	81	93

*Southwest Conference games

Lineup (most starts)	Name	Pts.	Rebs.	Ass.
5-10	Sr. G Arlyn Bowers	11.1	1.9	3.2
6-2	Jr. G Lee Mayberry	13.2	3.4	5.5
6-8	Jr. G/F Todd Day	20.7	5.3	2.9
6-8	Jr. F/C Isaiah Morris	7.5	4.1	0.8
6-9	Jr. C Oliver Miller	15.5	7.7	2.9

1991-92

- 26-8, 13-3 (1st)
• SEC CHAMPION •
• NCAA SECOND ROUND •
Final Ranking: #8 (UPI) / #9 (AP) / #10 (ESPN/USA Today)
Coach: Nolan Richardson

Date	Opponent	UA/Opp Rank	W/L	ARK	OPP
------	----------	-------------	-----	-----	-----

Mau'i Classic - Maui, Hawaii

11/25	vs. Minnesota	2/nr	W	92	83
11/26	vs. Chaminade	2/nr	W	99	84
11/27	vs. Michigan State	2/nr	L	71	86
12/02	vs. Alabama State @ PB	11/nr	W	96	80
12/04	Bethune-Cookman	11/nr	W	128	46
12/07	Missouri	11/nr	L	76	87
12/10	at Kansas State	19/nr	W	70	59
12/19	vs. Montevallo @ LR	19/nr	W	91	70
12/21	Arizona	19/2	W	65	59
12/23	at Tulsa	15/nr	W	74	64
12/28	vs. Jackson State @ LR	15/nr	W	89	66
12/30	at South Alabama	16/nr	W	101	82
01/02	vs. Quincy College @ PB	16/nr	W	123	60
01/04	Auburn *	16/nr	W	110	92
01/08	at Alabama *	13/16	L	63	65
01/11	at LSU *	13/nr	W	101	90
01/15	Mississippi State *	12/nr	W	99	78
01/18	at Ole Miss *	12/nr	W	114	93
01/22	Florida *	9/nr	W	75	62
01/25	at Kentucky *	9/8	W	105	88
02/05	at Tennessee *	5/nr	L	81	83
02/08	at Memphis	5/nr	L	88	92
02/12	Vanderbilt *	11/nr	W	91	71
02/15	South Carolina *	11/nr	W	89	73

02/18	at Georgia *	10/nr	L	78	87	
02/22	Alabama *	10/14	W	90	87	
02/26	at Auburn *	9/nr	W	82	74	
02/29	at Mississippi State *	9/nr	W	84	76	
03/03	LSU *	7/23	OT	W	106	92
03/07	Ole Miss *	7/nr	W	100	83	

SEC Tournament - Birmingham, Ala.

03/13	vs. Georgia	6/nr	W	73	60
03/14	vs. Alabama	6/17	L	89	90

NCAA Midwest Regional - Milwaukee, Wis.

03/19	vs. Murray State	9/nr	W	80	69
03/21	vs. Memphis	9/nr	L	80	82

*Southeastern Conference games

Lineup (most starts)	Name	Pts.	Rebs.	Ass.
6-2	Sr. G Lee Mayberry	15.2	2.3	5.9
6-1	Jr. G Robert Shepherd	6.7	2.5	2.4
6-9	Sr. G/F Todd Day	22.7	7.0	3.2
6-9	Sr. C Oliver Miller	13.5	7.7	3.0
6-8	Sr. F Isaiah Morris	10.2	5.0	1.1

1992-93

22-9, 10-6 (3rd)

- NCAA REGIONAL SEMIFINAL •
• SWEET 16 •
Final Ranking: #10 (ESPN/USA Today) / #12 (AP & UPI)
Coach: Nolan Richardson

Date	Opponent	UA/Opp Rank	W/L	ARK	OPP	
12/02	Memphis	nr/8	W	81	76	
12/03	Tennessee-Martin		W	90	72	
12/06	at Arizona	nr/9	W	86	80	
12/17	vs. Southeast Missouri St. @ PB	12/nr	W	96	72	
12/19	at Missouri	12/nr	W	73	68	
12/21	vs. Jackson State @ PB	10/nr	W	123	76	
12/23	Tulsa	10/nr	W	101	87	
12/28	vs. Coastal Carolina @ LR	9/nr	W	93	74	
12/30	vs. Louisiana-Monroe @ LR	9/nr	L	78	87	
01/04	at SMU	13/nr	W	72	53	
01/06	Ole Miss *	13/nr	W	90	78	
01/09	at South Carolina *	13/nr	W	86	76	
01/12	Alabama *	9/nr	W	74	66	
01/20	at Vanderbilt *	8/19	L	89	102	
01/23	Auburn *	8/nr	L	89	100	
01/27	at Mississippi State *	16/nr	OT	L	76	80
01/30	Georgia *	16/nr	W	97	79	
02/02	at LSU *	17/nr	W	91	79	
02/06	at Florida *	17/nr	W	74	66	

Year-By-Year Results

02/10	Kentucky *	14/2	W	101	94
02/13	at Alabama *	14/nr	L	82	93
02/16	Tennessee *	13/nr	L	91	101
02/20	Mississippi State *	13/nr	W	115	58
02/27	at Ole Miss *	15/nr	W	85	63
03/03	LSU *	13/nr	W	88	75
03/06	at Auburn *	13/nr	L	80	81

SEC Tournament - Lexington, Ky.

03/12	vs. Georgia	14/nr	W	65	60
03/13	at Kentucky	14/4	L	81	92

NCAA East Regional - Winston-Salem, N.C.

03/18	vs. Holy Cross	14/nr	W	94	64
03/20	vs. St. John's	14/nr	W	80	74

NCAA East Regional - East Rutherford, N.J.

03/26	vs. North Carolina	14/4	L	74	80
-------	--------------------	------	---	----	----

*Southeastern Conference games

Lineup (most starts)	Name	Pts.	Rebs.	Ass.
6-2	So. G Corey Beck	7.0	3.8	3.6
6-1	Sr. G Robert Shepherd	11.3	3.5	2.8
6-9	So. C Dwight Stewart	6.9	3.6	0.7
6-5	Sr. F Darrell Hawkins	13.3	4.5	2.6
6-5	Fr. F Scotty Thurman	17.4	4.4	2.2

1993-94

31-3, 14-2 (1st)

- SEC CHAMPION •
• NCAA FINAL FOUR •
• NCAA NATIONAL CHAMPION •
Final Ranking: #1 (ESPN/USA Today & UPI) / #2 (AP)
Coach: Nolan Richardson


Date	Opponent	UA/Opp Rank	W/L	ARK	OPP	
11/29	Murray State	2/nr	W	93	67	
12/02	Missouri	2/nr	W	120	68	
12/04	Northwestern (La.) State	2/nr	W	111	76	
12/08	at Memphis	1/nr	W	96	78	
12/11	Delaware State	1/nr	W	123	66	
12/18	Jackson State	1/nr	W	96	80	
12/23	at Tulsa	1/nr	OT	W	93	91
12/28	Texas Southern	1/nr	W	129	63	
01/03	SMU	1/nr	W	96	70	
01/05	Ole Miss *	1/nr	W	87	61	
01/08	at Alabama *	1/nr	L	64	66	
01/11	LSU *	4/nr	W	84	83	
01/15	at Auburn *	4/nr	W	117	105	
01/19	at Mississippi State *	3/nr	L	71	72	
01/22	South Carolina *	3/nr	W	79	53	



The final game at Barnhill Arena featured the Razorbacks against a Shaquille O'Neal led LSU team. No. 13 Arkansas defeated the Tigers, 88-75.



Year-By-Year Results



Corliss Williamson was the Most Outstanding Player of the 1994 NCAA Final Four after averaging 26 points and 10.5 rebounds over the two wins.

01/29	at Tennessee *	5/nr	W	65	64
02/01	Vanderbilt *	6/nr	W	89	76
02/05	Montevallo	6/nr	W	131	63
02/09	at Kentucky *	3/4	W	90	82
02/12	Florida *	3/20	W	99	87
02/16	Alabama *	1/nr	W	102	81
02/19	at Ole Miss *	1/nr	W	90	73
02/22	at Georgia *	1/nr	W	74	65
02/26	Auburn *	1/nr	W	91	81
03/02	at LSU *	1/nr	OT W	108	105
03/05	Mississippi State *	1/nr	W	80	62

SEC Tournament • Memphis, Tenn.

03/11	vs. Georgia	1/nr	W	95	83
03/12	vs. Kentucky	1/10	L	78	90

NCAA Midwest Regional • Oklahoma City, Okla.

03/18	vs. North Carolina A&T	2/nr	W	94	79
03/20	vs. Georgetown	2/nr	W	85	73

NCAA Midwest Regional • Dallas, Texas

03/25	vs. Tulsa	2/nr	W	103	84
03/27	vs. Michigan	2/11	W	76	68

NCAA Final Four • Charlotte, N.C.

04/2	vs. Arizona	2/9	W	91	82
04/4	vs. Duke	2/6	W	76	72

*Southeastern Conference games

Lineup (most starts)	Name	Pts.	Rebs.	Ast.
6-2 Jr. G	Corey Beck	8.8	3.9	5.0
6-4 Jr. G	Clint McDaniel	8.1	2.8	
6-9 Jr. C	Dwight Stewart	8.0	5.0	
6-6 So. F	Scotty Thurman	15.9	4.5	
6-7 So. F	Corliss Williamson	20.4	7.7	

1994-95
32-7, 12-4 (T-1st West)
• SEC WESTERN DIVISION CHAMPION •
• NCAA FINAL FOUR •
• NCAA NATIONAL RUNNER-UP •
Final Ranking: #2 (ESPN/USA Today) / #6 (AP & UPI)
Coach: Nolan Richardson

Date	Opponent	UA/Opp Rank	W/L	ARK OPP
11/25	vs. Massachusetts	1/3	L	80 104

Tipoff Classic • Springfield, Mass.

11/27	vs. Georgetown	1/4	W	97 79
-------	----------------	-----	---	-------

BCA Classic • Memphis, Tenn.

11/30	Jackson State	4/nr	W	103 87
12/03	at Missouri	4/nr	W	94 71

12/06	Centenary	3/nr	W	121 94
12/08	at SMU	3/nr	W	78 66

12/10	Murray State	3/nr	W	94 69
12/21	Florida A&M	3/nr	W	97 57
12/23	Tulsa	3/nr	W	82 63

Rainbow Classic • Honolulu, Hawaii

12/28	vs. Oklahoma	3/nr	W	86 84
12/29	vs. Cincinnati	3/20	W	84 75
12/30	vs. Iowa	3/nr	W	101 92

01/04	at Ole Miss *	3/nr	L	71 76
01/07	Tennessee *	3/nr	W	97 79

01/11	Mississippi State *	5/nr	W	79 74
01/14	at Auburn *	5/nr	L	90 104

01/18	Georgia *	9/nr	W	84 82
01/21	at South Carolina *	9/nr	W	88 73

01/24	Alabama *	9/nr	L	70 88
01/29	Kentucky *	9/5	W	94 92

01/31	LSU *	8/nr	W	105 81
02/04	at Mississippi State *	8/nr	L	62 83

02/09	Memphis	12/nr	W	88 87
-------	---------	-------	---	-------

RAZORBACK RECORDS

ARKANSAS BASKETBALL



02/11	at Vanderbilt *	12/nr	OT W	97	94
02/15	at Alabama *	10/18	W	86	80
02/18	Ole Miss *	10/nr	W	85	70
02/22	at LSU *	8/nr	W	92	90
02/25	Montevallo	8/nr	W	122	64
02/28	at Florida *	7/nr	W	94	85
03/04	Auburn *	7/nr	W	68	66

SEC Tournament • Atlanta, Ga.

03/10	vs. Vanderbilt	5/nr	W	73	72
03/11	vs. Alabama	5/20	W	69	58
03/12	vs. Kentucky	5/3	OT L	93	95

NCAA Midwest Regional • Austin, Texas

03/17	vs. Texas Southern	6/nr	W	79	78
03/19	vs. Syracuse	6/25	OT W	96	94

NCAA Midwest Regional • Kansas City, Mo.

03/24	vs. Memphis	6/nr	OT W	96	91
03/26	vs. Virginia	6/13	W	68	61

NCAA Final Four • Seattle, Wash.

04/1	vs. North Carolina	6/4	W	75	68
04/3	vs. UCLA	6/1	L	78	89

*Southeastern Conference games

Lineup (most starts)	Name	Pts.	Rebs.	Ast.
6-2 Sr. G	Corey Beck	7.9	4.8	5.3
6-4 Sr. G	Clint McDaniel	11.5	3.1	
6-6 Jr. F	Scotty Thurman	15.4	3.9	
6-7 Jr. F	Corliss Williamson	19.7	7.5	
6-9 Sr. C	Dwight Stewart (tie)	7.3	4.7	
6-8 Sr. F	Elmer Martin (tie)	1.8	1.9	

1995-96
20-13, 9-7 (T-2nd West)
• NCAA REGIONAL SEMIFINAL •
• SWEET 16 •
Final Ranking: #18 (ESPN/USA Today)
Coach: Nolan Richardson

Date	Opponent	UA/Opp Rank	W/L	ARK OPP
11/15	Louisiana-Monroe	16/nr	W	75 67
11/17	Arizona	16/19	L	73 83

Preseason NIT • Fayetteville, Ark.

11/15	Louisiana-Monroe	16/nr	W	75 67
11/17	Arizona	16/19	L	73 83

Great Eight Tournament • Auburn Hills, Mich.

11/28	vs. Michigan State	25/nr	L	72 75
11/30	North Carolina A&T		W	103 49

12/02	Alcorn State		W	116 75
12/05	Missouri	nr/11	W	104 93

12/09	Cincinnati	nr/17	L	67 82
12/21	SMU		W	73 46

12/23	Tennessee State		W	86 67
12/30	Jackson State		W	86 77

01/03	Florida *		W	75 60
01/06	at Auburn *		L	76 101

01/10	at Ole Miss *		W	63 62
01/13	Vanderbilt *		L	73 80

01/18	at Memphis	nr/9	L	72 94
01/20	Mississippi State *	nr/21	W	80 68

01/23	at Alabama *		W	71 63
01/27	Oral Roberts		W	66 65

01/30	LSU *		W	76 68
02/03	South Carolina *		W	81 69

02/06	at Mississippi State *		L	63 78
02/11	at Kentucky *	nr/2	L	73 88

02/14	Ole Miss *		W	79 73
02/17	Auburn *		W	87 77

02/21	at Tennessee *		L	59 66
02/25	at Georgia *		L	59 71

02/28	Alabama *		L	89 99
03/02	at LSU *		W	94 79

SEC Tournament • New Orleans, La.

03/08	vs. South Carolina		W	80 58
03/09	vs. Kentucky	nr/1	L	75 95

NCAA East Regional • Providence, R.I.

03/14	vs. Penn State	nr/18	W	86 80
03/16	vs. Marquette	nr/20	W	65 56

NCAA East Regional • Atlanta, Ga.

03/21	vs. Massachusetts	nr/1	L	63 79
-------	-------------------	------	---	-------

*Southeastern Conference games

Lineup (most starts)	Name	Pts.	Rebs.	Ast.
6-2 Fr. G	Pat Bradley	10.2	2.0	
5-11 Fr. G	Kareem Reid	12.9	3.1	6.6
6-11 Jr. C	Darnell Robinson	12.7	7.0	
6-11 Jr. C	Lee Wilson	6.3	4.4	
6-8 Fr. F	Derek Hood	7.5	6.1	

1996-97
18-14, 8-8 (2nd West)
NIT FINAL FOUR
Coach: Nolan Richardson

Date	Opponent	UA/Opp Rank	W/L	ARK OPP
11/22	Jackson State	16/nr	W	127 74
11/27	at Oral Roberts	16/nr	L	81 86

11/30	San Francisco	16/nr	W	77 63
12/07	at Missouri	22/nr	W	80 76

12/10	Troy State	20/nr	W	137 70
12/19	McNeese State	19/nr	W	95 68

12/21	Louisville	19/18	OT L	88 91
12/28	Southern Utah	22/nr	W	92 52

01/02	Ole Miss *		L	74 91
01/05	at Florida *		L	62 75

01/08	at Auburn *		W	56 55
01/11	LSU *		W	82 57

01/15	at Alabama *		W	72 68
01/18	at Cincinnati	nr/4	L	57 92

01/21	Mississippi State *		W	98 64
01/26	Kentucky *	nr/3	L	73 83

01/29	at Ole Miss *		L	52 71
02/01	Memphis		W	79 63

02/05	Tennessee *		W	77 54
02/08	at Vanderbilt *		OT L	83 87

02/11	Auburn *		W	75 42
02/15	Georgia *		W	79 74

02/18	at South Carolina *	nr/9	L	65 78
02/23	at Mississippi State *		L	77 93

02/26	Alabama *		W	73 53
03/01	at LSU *		L	64 66

SEC Tournament • Memphis, Tenn.

03/07	vs. Georgia	nr/24	L	63 65
-------	-------------	-------	---	-------

Chase NIT

03/12	Northern Arizona		W	101 75
03/17	Pittsburgh		W	76 71

03/19	UNLV		W	86 73
-------	------	--	---	-------

Chase NIT Final Four • New York, N.Y.

03/25	vs. Michigan		L	62 77
03/27	vs. Connecticut		L	64 74

*Southeastern Conference games

Lineup (most starts)	Name	Pts.	Rebs.	Ast.
6-5 Fr. G	Glendon Alexander	9.6	2.6	
6-2 So. G	Pat Bradley	14.4	2.3	
5-10 So. G	Kareem Reid	9.8	2.7	5.7
6-11 Sr. C	Lee Wilson	7.2	4.2	
6-8 So. F	Derek Hood	9.7	8.0	

1997-98
24-9, 11-5 (2nd West)
• NCAA SECOND ROUND •
Final Ranking: #17 (AP) / #22 (ESPN/USA Today)
Coach: Nolan Richardson

Date	Opponent	UA/Opp Rank	W/L	ARK OPP
11/16	Northeastern Illinois		W	114 56
11/21	Jackson State		W	97 71

11/25	Oral Roberts		W	81 75
-------	--------------	--	---	-------

Premier Classic • Phoenix, Ariz.

11/29	vs.
-------	-----



ARKANSAS BASKETBALL RAZORBACK RECORDS

01/07	Mississippi State *	22/nr	W	83	70
01/10	at Memphis	22/nr	W	75	72
01/14	Florida *	22/nr	W	89	84
01/17	at Kentucky *	22/6	OT L	77	80
01/21	at Auburn *	18/nr	W	79	65
01/24	Alabama *	18/nr	W	77	70
01/28	at LSU *	15/nr	W	85	68
01/31	at Mississippi State *	15/nr	W	76	73
02/05	Ole Miss *	14/17	W	100	87
02/07	Vanderbilt *	14/nr	W	93	83
02/10	at Georgia *	12/nr	L	70	86
02/14	at Tennessee *	12/nr	L	71	74
02/18	South Carolina *	16/13	W	96	88
02/21	Auburn *	16/nr	W	107	83
02/25	at Ole Miss *	12/13	L	65	81
02/28	at Alabama *	12/nr	L	63	65

SEC Tournament • Atlanta, Ga.

03/06	vs. Tennessee	16/nr	W	102	96
03/07	vs. Kentucky	16/7	L	74	99

NCAA West Regional • Boise, Idaho

03/12	vs. Nebraska	17/nr	W	74	65
03/14	vs. Utah	17/7	L	69	75

*Southeastern Conference games

Lineup (most starts)	Name	Pts.	Rebs.	Ast.
5-10	Jr. G Kareem Reid	11.9	2.1	5.2
6-9	Sr. F Nick Davis	10.4	9.8	
6-8	Jr. F Derek Hood	8.4	6.1	
6-7	Sr. F Landis Williams	7.4	3.3	

1998-99

23-11, 9-7 (2nd West)

• NCAA SECOND ROUND •

Final Ranking: #17 (AP) / #25 (ESPN/USA Today)

Coach: Nolan Richardson

Date	Opponent	UA/Opp Rank	W/L	ARK	OPP
11/15	Jackson State	19/nr	W	83	72
11/17	Alabama State	19/nr	W	73	43

Top of the World Classic • Fairbanks, Alaska

11/20	vs. Virginia	19/nr	W	85	83
11/21	vs. New Mexico State	19/nr	W	66	60
11/22	vs. Villanova	19/nr	L	63	76

11/28	Louisiana-Monroe	21/nr	W	92	70
12/05	at Oklahoma	19/nr	L	57	87
12/07	Western Carolina	19/nr	W	90	54
12/16	Southeastern Louisiana	20/nr	W	95	57
12/19	Memphis	20/nr	W	99	74
12/23	at Wake Forest	19/nr	W	75	59
12/30	North Texas	20/nr	W	100	77
01/02	at LSU *	20/nr	W	80	75
01/06	at Auburn *	18/14	L	66	83
01/09	Ole Miss *	18/nr	L	65	76
01/13	at Mississippi State *	24/nr	W	61	59
01/16	Georgia *	24/nr	W	82	79
01/20	Alabama *	22/nr	L	60	67
01/23	Providence	22/nr	W	118	79
01/27	LSU *	21/nr	W	86	64
01/30	at Ole Miss *	21/nr	L	81	89
02/02	Tennessee *	23/nr	W	69	52
02/06	at Vanderbilt *	23/nr	L	69	73
02/10	at South Carolina *		W	72	66
02/13	Mississippi State *		W	82	62
02/16	at Florida *	nr/23	L	61	74
02/20	Kentucky *	nr/6	W	74	70
02/24	Auburn *	nr/2	W	104	88
02/27	at Alabama *		L	79	84

SEC Tournament • Atlanta, Ga.

03/05	vs. Florida	22/21	W	75	74
03/06	vs. Mississippi State	22/nr	OT W	84	79
03/07	vs. Kentucky	22/14	L	63	76

NCAA West Regional • Denver, Colo.

03/11	vs. Siena	17/nr	W	94	80
03/13	vs. Iowa	17/21	L	72	82

*Southeastern Conference games

Lineup (most starts)	Name	Pts.	Rebs.	Ast.
6-2	Sr. G Pat Bradley	14.1	2.5	
5-11	Sr. G Kareem Reid	10.4	2.5	5.3
6-5	Jr. G Chris Walker (tie)	7.1	3.9	
6-8	Sr. F Derek Hood	12.4	10.3	
6-8	Fr. F Chris Jefferies	7.7	3.9	
7-0	So. C Jason Jennings (tie)	4.3	2.7	

1999-00

19-15, 7-9 (3rd West)

• SEC TOURNAMENT CHAMPION •

• NCAA FIRST ROUND •

Coach: Nolan Richardson

Date	Opponent	UA/Opp Rank	W/L	ARK	OPP
11/22	Texas-Arlington		OT W	102	95

Big Island Invitational • Hilo, Hawaii

11/26	vs. Mercer		W	71	54
11/27	vs. Iowa State		L	71	77
11/28	vs. Santa Clara		W	79	60

12/04	Jackson State		W	98	60
12/07	Oklahoma		L	52	66
12/15	vs. Texas-Pan American @ NLR		W	70	56

12/18	Mercer		W	85	60
12/20	Wake Forest	nr/25	L	64	70
12/23	at Providence		L	81	87
12/28	Alcorn State		W	102	59
12/30	vs. Centenary @ NLR		W	73	55

01/03	at Memphis		L	71	76
01/05	Ole Miss *		W	71	64
01/08	South Carolina *		L	65	76
01/12	at Georgia *		W	74	54
01/19	at Alabama *		L	64	73

01/22	Mississippi State *		W	83	73
01/26	at LSU *		L	75	96
02/02	at Ole Miss *		L	82	87
02/05	at Auburn *	nr/10	L	55	73
02/09	Alabama *		W	81	66

02/12	at Mississippi State *		W	87	81
02/15	Florida *	nr/11	L	71	80
02/19	LSU *	nr/16	L	67	78
02/23	Vanderbilt *	nr/24	W	78	63
02/26	at Kentucky *	nr/18	L	55	60

03/01	at Tennessee *	nr/11	L	66	73
03/05	Auburn *	nr/19	W	64	55

SEC Tournament • Atlanta, Ga.

03/09	vs. Georgia		W	71	64
03/10	vs. Kentucky	nr/16	W	86	72
03/11	vs. LSU	nr/10	W	69	67
03/12	vs. Auburn		W	75	67

NCAA South Regional • Nashville, Tenn.

03/17	vs. Miami (Fla.)	nr/23	L	71	75
-------	------------------	-------	---	----	----

*Southeastern Conference games

Lineup (most starts)	Name	Pts.	Rebs.	Ast.
6-1	So. G Brandon Dean	8.5	2.0	
6-4	So. G Teddy Gipson (tie)	8.7	2.5	
6-5	Sr. G Chris Walker	10.8	4.5	
6-8	Fr. G/F Joe Johnson	16.0	5.7	2.2
6-7	Fr. F Alonzo Lane	7.9	4.1	
6-8	Fr. F Carl Baker	4.4	4.2	

2000-01

20-11, 10-6 (2nd West)

• NCAA First Round •

Coach: Nolan Richardson

Date	Opponent	UA/Opp Rank	W/L	ARK	OPP
11/17	Tennessee State	15/nr	W	90	68
11/18	Southern Miss	15/nr	L	54	63
11/22	Jackson State	24/nr	W	107	78
11/25	Louisiana-Monroe	24/nr	W	99	59
11/28	Centenary	25/nr	W	88	57
12/02	Memphis	25/nr	W	74	68
12/05	North Texas	21/nr	W	97	77
12/09	vs. Oklahoma State @ Tulsa	21/nr	L	73	74
12/20	Northwestern (La.) State	25/nr	W	115	47
12/23	at Oklahoma	25/18	OT L	79	88
12/30	Grambling State		W	121	66
01/02	Maryland-Eastern Shore		W	100	40
01/06	at Mississippi State *		L	73	87
01/10	Ole Miss *	nr/20	L	48	53
01/13	at Vanderbilt *		L	64	81
01/17	Auburn *		W	82	72
01/20	Alabama *	nr/15	W	87	58
01/27	at LSU *		W	59	52
01/31	at Ole Miss *		L	73	84

John Thompson Foundation Classic • Fayetteville, Ark.

11/17	Tennessee State	15/nr	W	90	68
11/18	Southern Miss	15/nr	L	54	63
11/22	Jackson State	24/nr	W	107	78
11/25	Louisiana-Monroe	24/nr	W	99	59
11/28	Centenary	25/nr	W	88	57
12/02	Memphis	25/nr	W	74	68
12/05	North Texas	21/nr	W	97	77
12/09	vs. Oklahoma State @ Tulsa	21/nr	L	73	74
12/20	Northwestern (La.) State	25/nr	W	115	47
12/23	at Oklahoma	25/18	OT L	79	88
12/30	Grambling State		W	121	66
01/02	Maryland-Eastern Shore		W	100	40
01/06	at Mississippi State *		L	73	87
01/10	Ole Miss *	nr/20	L	48	53
01/13	at Vanderbilt *		L	64	81
01/17	Auburn *		W	82	72
01/20	Alabama *	nr/15	W	87	58
01/27	at LSU *		W	59	52
01/31	at Ole Miss *		L	73	84

02/03	Mississippi State *		W	83	72
02/07	Tennessee *	nr/10	OT W	82	77
02/10	at Florida *	nr/8	L	63	73
02/14	at Auburn *		L	63	71
02/17	LSU *		W	87	70
02/20	at South Carolina *		W	69	67
02/25	Kentucky *	nr/13	W	82	78
02/28	at Alabama *	nr/20	W	66	63
03/03	Georgia *		W	82	67

SEC Tournament • Nashville, Tenn.

03/09	vs. LSU		W	77	72
03/10	vs. Kentucky	nr/15	L	78	87

NCAA West Regional • Boise, Idaho

03/15	Georgetown	nr/21	N	L	61	63
-------	------------	-------	---	---	----	----

*Southeastern Conference games

Lineup (most starts)	Name	Pts.	Rebs.	Ast.
6-4	Jr. G Teddy Gipson	8.1	2.1	
6-2	Jr. G Jannero Pargo	12.3	2.1	
6-8	So. G/F Joe Johnson	14.2	6.4	2.6
6-8	So. F Carl Baker	5.2	4.0	
6-9	So. F Larry Satchell	3.7	3.5	

2001-02

14-15, 6-10 (T-4th West)

Coach: Nolan Richardson #

Date	Opponent	UA/Opp Rank	W/L	ARK	OPP
11/12	Maine		W	64	47
11/16	Wake Forest		L	71	76
11/18	Oral Roberts		W	71	57
11/28	at Tulsa		W	79	75
11/30	Oklahoma		L	54	69
12/04	Texas State		W	90	68
12/08	vs. Illinois @ (Chi. United Ctr)	nr/5	L	91	94
12/10	UNC Greensboro		W	89	74

Preseason NIT • Fayetteville, Ark.

6-1	Sr. G Brandon Dean	12.2	2.9	
6-2	Sr. G Jannero Pargo	16.6	2.4	3.3
6-4	Sr. G Teddy Gipson	7.6	1.8	
6-5	Fr. G J.J. Sullinger (tie)	9.4	3.0	
6-8	Jr. F Dionisio Gomez	5.1	5.0	
6-9	Jr. F Larry Satchell (tie)	2.8	2.8	

Year-By-Year Results

12/20	UT Chattanooga		W	98	84
12/22	vs. Oklahoma State @ NLR	nr/6	L	76	85
12/29	Elon		W	96	52
01/02	at Memphis		W	90	73
01/05	at Auburn *		W	83	77
01/08	Mississippi State *	nr/22	W	75	64
01/13	at LSU *		L	69	75
01/16	South Carolina *		L	60	62
01/19	Ole Miss *		L	64	70
01/23	at Georgia *!	nr/15	L	67	81
01/26	Florida *	nr/5	OT W	94	92
01/30	at Alabama *	nr/7	L	94	109
02/02	Auburn *		W	62	60
02/09	at Ole Miss *		L		

Year-By-Year Results

2002-03 9-19, 4-12 (T-5th West) Coach: Stan Heath

Date	Opponent	UA/Opp Rank	W/L	ARK	OPP
11/22	Jackson State		W	81	44
11/26	at Oral Roberts		L	64	76
11/30	Tulsa	nr/22	L	60	61
12/03	Troy State		L	66	74
12/07	vs. Illinois @ NLR	nr/25	L	58	62
12/10	Louisiana Tech		W	72	60
12/18	Sam Houston State		W	78	67
12/21	Texas State		W	70	60
12/28	Centenary		W	75	51
12/30	at Oklahoma State		L	45	71
01/02	Memphis		L	67	72
01/08	at Alabama *	nr/4	L	51	61
01/11	Auburn *		L	37	52
01/18	Georgia * I	nr/20	L	64	81
01/22	LSU *		W	73	65
01/25	at Ole Miss *		L	54	73
02/01	at Florida *	nr/4	L	66	77
02/05	Alabama *	nr/22	W	81	70
02/08	at Mississippi State *	nr/23	L	54	84
02/12	Tennessee *		L	62	70
02/15	at South Carolina *		L	65	72
02/19	Kentucky *	nr/2	L	50	66
02/22	at LSU *		L	56	75
02/26	Vanderbilt *		W	60	50
03/01	Mississippi State *	nr/20	W	53	51
03/05	at Auburn *		L	54	69
03/08	Ole Miss *		L	54	64

SEC Tournament • New Orleans, La.

03/13	vs. LSU		L	56	85
-------	---------	--	---	----	----

*Southeastern Conference games
! Georgia's victory vacated by the NCAA

Lineup (most starts)	Name	Pts.	Rebs.	Ast.
6-1	Fr. G Eric Ferguson	10.9	3.1	3.3
6-4	Fr. G/F Jonathon Modica	11.5	4.5	
6-8	Sr. F Carl Baker	3.3	4.1	
6-7	Sr. F Alonzo Lane	4.0	2.9	
6-8	Sr. F Dionisio Gomez	8.3	6.6	

2003-04 12-16, 4-12 (6th West) Coach: Stan Heath

Date	Opponent	UA/Opp Rank	W/L	ARK	OPP
11/21	Nicholls State		W	89	60
11/25	Grambling State		W	64	46
11/29	vs. Jacksonville @ NLR		W	85	65
12/03	Oral Roberts		W	77	71
12/06	vs. Illinois @ Chi. United Ctr	nr/11	L	61	84
12/09	Southeast Missouri State		W	78	68
12/17	Louisiana Tech		W	68	56
12/20	Oklahoma State		L	58	73
12/22	Western Carolina	OT	L	59	62
12/30	at Tulsa		W	81	74
01/03	North Texas		W	96	61
01/06	LSU *		L	55	66
01/10	at Mississippi State *	nr/22	L	62	80
01/14	at Alabama *		L	65	81
01/17	Ole Miss *		W	86	78
01/21	at Auburn *		L	63	70
01/24	Vanderbilt *	nr/22	W	70	62
01/31	at Georgia *		L	50	71
02/04	Auburn *		W	74	52
02/07	at LSU *		L	52	65
02/11	at Tennessee *		L	65	69
02/14	Mississippi State *	nr/6	L	70	77
02/18	at Kentucky *	nr/9	L	56	73
02/21	South Carolina *	nr/25	W	82	66
02/28	Florida *		L	68	73
03/03	Alabama *	OT	L	68	72
03/06	at Ole Miss *		L	45	55

SEC Tournament • Atlanta, Ga.

03/11	South Carolina	N	L	81	91
-------	----------------	---	---	----	----

*Southeastern Conference games

Lineup (most starts)	Name	Pts.	Rebs.	Ast.
6-1	So. G Eric Ferguson	8.1	2.6	2.8
6-7	Fr. G/F Ronnie Brewer	12.2	5.5	3.4
6-4	So. F Jonathon Modica	16.5	4.5	
6-8	Sr. F Billy Pharis	5.5	2.9	
6-5	Fr. F Olu Famutimi	7.0	3.5	

2004-05 18-12, 6-10 (4th West) Coach: Stan Heath

Date	Opponent	UA/Opp Rank	W/L	ARK	OPP
11/19	vs. Winthrop		W	72	49
11/21	vs. Troy		W	89	54
11/22	vs. Eastern Michigan		W	82	64
11/27	Gardner Webb		W	79	63
11/30	Tulsa		W	85	73
12/04	vs. Illinois @ NLR	nr/3	L	60	72
12/07	at Missouri		W	62	52
12/16	Tennessee State		W	96	68
12/18	Prairie View A&M		W	102	50
12/20	Lipscomb		W	83	54
12/23	Hartford		W	87	55
12/29	Jacksonville State		W	73	67
12/31	Louisiana-Monroe		W	85	43
01/05	Ole Miss *		W	69	46
01/08	at Florida *		L	74	82
01/11	Alabama *	nr/21	L	61	64
01/15	at Mississippi State *	nr/11	L	55	80
01/19	at LSU *	OT	L	63	66
01/22	Auburn *		W	95	59
01/29	Kentucky *	nr/6	L	67	68
02/02	at South Carolina *		L	52	64
02/05	at Ole Miss *		W	66	65
02/09	Georgia *		W	62	47
02/12	LSU *		W	65	62
02/16	at Alabama *	nr/16	L	63	72
02/19	at Vanderbilt *		L	65	79
02/26	Tennessee *		W	70	68
03/01	Mississippi State *		L	55	57
03/05	at Auburn *		L	64	77

SEC Tournament - Atlanta, Ga.

03/10	vs. Tennessee		L	46	65
-------	---------------	--	---	----	----

*Southeastern Conference games

Lineup (most starts)	Name	Pts.	Rebs.	Ast.
6-1	Jr. G Eric Ferguson	8.8	2.7	4.3
6-7	So. G Ronnie Brewer	16.2	4.8	3.4
7-0	Fr. C Steven Hill	2.3	2.3	1.8 blk
6-7	Fr. F Charles Thomas	5.5	2.7	
6-5	So. F Olu Famutimi	9.4	4.2	

2005-06 22-10, 10-6 (T-2nd West) • NCAA FIRST ROUND • Coach: Stan Heath

Date	Opponent	UA/Opp Rank	W/L	ARK	OPP
11/18	Portland State		W	107	69
11/21	vs. Connecticut	nr/3	L	68	77
11/22	vs. Kansas		W	65	64
11/23	vs. Maryland	nr/23	L	62	75
11/26	Radford		W	75	55
11/30	Southern Miss		W	77	35
12/02	Missouri		W	66	63
12/06	Texas State		W	73	67
12/15	Missouri State		W	79	75
12/17	vs. Rice @ NLR		W	80	61
12/21	vs. Texas Tech @ Dallas		W	78	65
12/30	Texas-Pan American		W	66	38
01/01	Western Illinois		W	83	54
01/07	at Mississippi State *		L	67	69
01/11	LSU *		L	58	63
01/14	Vanderbilt *		W	78	66
01/18	at Alabama *	OT	L	75	78
01/21	at Auburn *		W	68	52
01/25	Ole Miss *		W	71	58
01/29	at Kentucky *		L	76	78



Patrick Beverley was named the SEC Freshman (Coaches) and Newcomer (Media) of the Year in 2007 and added second team All-SEC honors.

02/04	South Carolina *		W	73	59	
02/08	at LSU *		L	77	78	
02/11	Auburn *		W	84	64	
02/15	at Ole Miss *		L	70	73	
02/18	Florida *	nr/10	OT	W	85	81
02/21	Alabama *		W	65	63	
02/25	at Tennessee *	nr/10	W	73	69	
03/01	Mississippi State *		W	80	70	
03/05	at Georgia *		W	74	57	

SEC Tournament - Nashville, Tenn.

03/10	vs. Georgia		W	80	67
-------	-------------	--	---	----	----

NCAA Oakland Regional - Dallas, Texas

03/11	vs. Florida	nr/16	L	71	74
-------	-------------	-------	---	----	----

NCAA Oakland Regional - Dallas, Texas

03/17	vs. Bucknell		L	55	59
-------	--------------	--	---	----	----

*Southeastern Conference games

Lineup (most starts)	Name	Pts.	Rebs.	Ast.
6-5	Sr. G Dontell Jefferson	3.2	3.1	4.4
6-7	Jr. G Ronnie Brewer	18.4	4.8	3.3
6-5	Sr. G Jonathon Modica	16.1	4.0	
7-0	So. C Steven Hill	3.0	3.5	2.8 blk
6-8	So. F Charles Thomas	9.7	5.0	

2006-07 21-14, 7-9 (T-3rd West) • NCAA FIRST ROUND • Coach: Stan Heath

Date	Opponent	UA/Opp Rank	W/L	ARK	OPP
11/10	Southeast Missouri State		W	92	52
11/18	Stephen F. Austin		W	70	59

Old Spice Classic • Orlando, Fla.

11/23	vs. Southern Illinois	OT	W	61	53
11/24	vs. Marist		W	73	64
11/26	vs. West Virginia		W	71	64
11/30	at Missouri		L	64	86
12/02	Missouri-Kansas City		W	71	61
12/05	Central Michigan		W	75	59

ARKANSAS BASKETBALL





ARKANSAS BASKETBALL RAZORBACK RECORDS



Bobby Portis recorded a double-double (15 points and 13 rebounds) in leading Arkansas to a 56-53 win over Wofford in the 2015 NCAA Tournament.

2007-08 23-12, 9-7 (2nd West) NCAA SECOND ROUND Coach: John Pelphey

Date	Opponent	UA/Opp Rank	W/L	ARK OPP
11/9	Wofford	19/nr	W	67 45
O'Reilly Auto Parts ESPNU Tip-Off - San Juan, P.R.				
11/15	vs. College of Charleston	18/nr	W	75 49
11/16	vs. Providence	18/nr	L	51 67
11/18	vs. Virginia Commonwealth	18/nr	W	70 60
11/24	Delaware State		W	89 67
11/28	Missouri		W	94 91
12/01	Oral Roberts		W	62 51
12/03	Missouri State		W	70 51
12/12	Texas-San Antonio		W	67 42
12/15	at Oklahoma		L	72 83
12/19	Northwestern State		W	90 59
12/22	vs. Appalachian State @ NLR		L	67 74
12/29	Louisiana-Monroe		W	85 60
01/05	vs. Baylor @ Dallas		W	85 78
01/10	at Auburn *		W	76 70
01/13	Alabama *	OT	W	71 67
01/16	South Carolina *		L	66 70
01/19	at Georgia *		L	69 82
01/26	at LSU *		W	68 52
01/30	Mississippi State *	nr/25*	W	78 58
02/02	Florida *	nr/20	W	80 61
02/09	Ole Miss *		W	75 69
02/13	at Tennessee *	nr/4	L	71 93
02/16	at Mississippi State *		L	74 80
02/20	LSU *		W	87 61
02/23	at Kentucky *		L	58 63
02/27	at Alabama *		L	56 59
03/01	Vanderbilt *	nr/18	W	78 73
03/04	at Ole Miss *		L	72 81
03/08	Auburn *		W	77 64

SEC Tournament - Atlanta, Ga.

03/14	vs. Vanderbilt	nr/18	W	81 75
03/15	vs. Tennessee (@ Ga. Tech)	nr/4	W	92 91
03/16	vs. Georgia (@ Ga. Tech)		L	57 66

NCAA Tournament - Raleigh, N.C.

03/21	vs. Indiana	nr/24*	W	86 72
03/23	vs. North Carolina	nr/1	L	77 108

*Southeastern Conference games
^ USA Today/ESPN Coaches Poll

Lineup (most starts)	Name	Pts.	Rebs.	Ast.
6-2 So. G	Stefan Welsh	5.3	1.4	2.1
6-1 So. G	Patrick Beverley	12.1	6.6	2.4
7-0 Sr. C	Steven Hill	4.2	2.9	2.1 blk
6-8 Sr. F	Charles Thomas	9.2	4.5	
6-6 Sr. F	Sonny Weems	15.0	4.5	2.6

2008-09 14-16, 2-14 (6th West) Coach: John Pelphey

Date	Opponent	UA/Opp Rank	W/L	ARK OPP
11/14	Southeastern Louisiana	OT	W	91 87
11/20	Cal-Davis		W	68 59
11/22	at Missouri State		L	57 62
11/26	at South Alabama		W	79 77
11/29	Florida A&M		W	86 61
12/03	Texas Southern		W	80 61
12/10	North Carolina Central		W	98 70
Jim Thorpe Classic				
12/17	Austin Peay		W	89 80
12/20	Stephen F. Austin		W	67 51
12/27	Northwestern State		W	95 56
12/30	Oklahoma	nr/4	W	96 88
01/03	vs. North Texas @ NLR		W	86 75
01/06	Texas	nr/7	W	67 61
01/10	Mississippi State *		L	56 70
01/14	at Ole Miss *		L	65 74
01/17	at Florida *		L	65 80
01/24	Auburn *		L	51 73
01/29	Alabama *		W	89 80
01/31	at LSU *		L	69 79
02/04	Tennessee *		L	72 74
02/07	at Mississippi State *		L	77 86
02/11	at Auburn *		L	62 75
02/14	Kentucky *		L	63 79
02/18	LSU *	nr/23	L	69 72
02/21	at South Carolina *	OT	L	78 82
02/25	at Alabama *		L	67 88
03/01	Georgia *		W	89 67
03/04	Ole Miss *	OT	L	91 98
03/08	at Vanderbilt *		L	58 75

SEC Tournament - Tampa, Fla.

03/12	vs. Florida		L	58 73
-------	-------------	--	---	-------

*Southeastern Conference games

Lineup (most starts)	Name	Pts.	Rebs.	Ast.
5-11 Fr. G	Courtney Fortson	14.8	5.5	5.9
6-0 Fr. G	Rotnei Clarke	12.2	1.9	
6-3 Jr. G	Stefan Welsh	11.5	2.9	2.1
6-9 Jr. F	Michael Washington	15.5	9.8	
6-8 Fr. F	Michael Sanchez	5.9	4.9	

2009-10 14-18, 7-9 (3rd West) Coach: John Pelphey

Date	Opponent	UA/Opp Rank	W/L	ARK OPP
11/13	Alcorn State		W	130 68
Hall of Fame Showcase				
11/17	vs. Louisville @ STL	nr/20	L	66 96
11/20	Appalachian State	OT	W	81 72
11/24	Morgan State		L	94 97
11/27	East Tennessee State		L	85 94
11/29	South Alabama		L	61 74
12/02	at Oklahoma		L	47 67
12/05	Mississippi Valley State		W	91 54
12/07	Delaware State		W	71 53
12/16	Alabama State		W	76 51
12/19	Stephen F. Austin		W	72 69
12/22	Missouri State	OT	W	66 62
12/30	vs. Baylor @ NLR		L	47 70
01/02	UAB	nr/24	L	72 73
01/05	Texas	nr/2	L	85 96
01/14	at Mississippi State *		L	80 82
01/16	Alabama *		W	71 59
01/21	Florida *		L	66 71
01/23	at Kentucky *	nr/2	L	70 101
01/28	Mississippi State *		W	67 62
01/31	at Ole Miss *	nr/18	W	80 73
02/03	at Georgia *		W	72 68
02/06	Auburn *	OT	W	82 79
02/10	LSU *		W	87 52
02/13	at Alabama *		L	68 73
02/17	South Carolina *		W	92 79
02/20	at Auburn *		L	83 92
02/24	at LSU *		L	54 64
02/27	Vanderbilt *	nr/16	L	72 89
03/03	at Tennessee *	nr/16	L	73 80
03/06	Ole Miss *		L	66 68

SEC Tournament - Nashville, Tenn.

03/11	vs. Georgia		L	64 77
-------	-------------	--	---	-------

*Southeastern Conference games

Lineup (most starts)	Name	Pts.	Rebs.	Ast.
5-11 So. G	Courtney Fortson	17.9	5.2	5.7
6-0 So. G	Rotnei Clarke	15.1	2.4	
6-3 Jr. G	Marcus Britt	3.9	2.7	
6-9 Sr. F	Mike Washington	12.5	6.1	
6-7 Fr. F	Marshawn Powell	14.9	6.7	

2010-11 18-13, 7-9 (T-3rd West) Coach: John Pelphey

Date	Opponent	UA/Opp Rank	W/L	ARK OPP	
Razorback Showcase					
11/18	Grambling State		W	75 52	
11/22	Florida Gulf Coast		W	90 47	
11/24	Southeast Missouri State		W	66 56	
11/26	vs. UAB @ NLR	OT	L	65 70	
12/01	Oklahoma		W	84 74	
12/04	Troy		W	75 60	
SEC/Big East Invitational - Louisville, Ky.					
12/08	vs. Seton Hall		W	71 62	
12/15	Mississippi Valley State		W	87 64	
12/18	vs. Texas A&M @ Dallas	nr/25	OT	L	62 71
12/22	Texas Southern		W	67 59	
12/29	North Carolina A&T		W	87 59	
12/31	Texas-Arlington		W	87 74	
01/04	at Texas	nr/12	L	46 79	
01/08	Tennessee *		W	68 65	
01/12	at LSU *		L	53 56	
01/15	Alabama *		W	70 65	
01/19	at South Carolina *		L	74 81	
01/22	at Florida *		L	43 75	
01/25	Auburn *		W	73 64	
01/29	at Vanderbilt *	nr/19	W	89 78	
02/02	Georgia *		L	59 60	
02/05	Ole Miss *		L	60 69	
02/09	at Mississippi State *		L	56 67	
02/12	LSU *		W	80 61	
02/16	Florida A&M		W	94 55	

Year-By-Year Results

02/19	at Alabama *		L	56 69	
02/23	Kentucky *	nr/22	OT	W	77 76
02/26	at Auburn *		W	57 55	
03/02	Mississippi State *		L	78 88	
03/05	at Ole Miss *		L	74 84	

SEC Tournament - Atlanta, Ga.

03/10	vs. Tennessee		L	68 74
-------	---------------	--	---	-------

*Southeastern Conference games

Lineup (most starts)	Name	Pts.	Rebs.	Ast.
6-0 Jr. G	Jeff Peterson	6.3	2.2	2.4
6-0 Jr. G	Rotnei Clarke	15.2	3.0	
6-3 Sr. G	Marcus Britt	5.3	2.1	
6-9 Sr. F	Delvon Johnson	9.6	7.2	
6-7 So. F	Marshawn Powell	10.8	4.5	

2011-12 18-14, 6-10 (9th) Coach: Mike Anderson

Date	Opponent	UA/Opp Rank	W/L	ARK OPP
11/11	USC Upstate		W	83 63
Southwest Showcase				
11/16	Oakland		W	91 68
11/18	vs. Houston @ NLR		L	78 87
11/22	Utah Valley		W	67 59
11/26	Grambling State		W	86 44
11/30	Mississippi Valley State		W	97 64
12/03	at Connecticut	nr/8	L	62 75
12/10	at Oklahoma		L	63 78
12/17	Southeastern Louisiana		W	62 55
12/20	Eastern Kentucky		W	71 57
12/22	Louisiana Tech		W	77 63
12/28	Charlotte		W	80 67
12/30	Texas Southern		W	77 49
01/03	Savannah State		W	83 66
01/07	Mississippi State *	nr/15	W	98 88
01/11	at Ole Miss *		L	63 71
01/14	LSU *		W	69 60
01/17	at Kentucky *	nr/2	L	63 86
01/21	Michigan	nr/20	W	66 64
01/25	Auburn *		W	56 53
01/28	at Alabama *		L	66 72
01/31	Vanderbilt *	nr/25	W	82 74
02/04	at LSU *		L	65 71
02/08	at Georgia *		L	59 81
02/11	South Carolina *		W	76 65
02/15	at Tennessee *		L	58 71
02/18	Florida *	nr/14	L	68 98
02/23	Alabama *		L	68 79
02/25	at Auburn *		W	77 71
02/28	Ole Miss *		L	75 77
03/03	at Mississippi State *		L	59 79

SEC Tournament - New Orleans, La.

03/08	vs. LSU		L	54 70
-------	---------	--	---	-------

*Southeastern Conference games

Lineup (most starts)	Name	Pts.	Rebs.	Ast.
6-1 Jr. G	Julysse Nobles	8.7	3.3	3.1
6-2 So. G	Mardracus Wade	10.8	1.8	
6-3 So. G	Rickey Scott	9.1	3.5	2.5
6-9 Sr. F	Michael Sanchez	4.0	3.3	
6-8 Fr. F	Devonta Abron	5.7	4.2	

2012-13 19-13, 10-8 (7th) Coach: Mike Anderson

Date	Opponent	UA/Opp Rank	W/L	ARK OPP
11/9	Sam Houston State		W	73 68
Las Vegas Invitational				
11/18	Longwood		W	112 63
11/20	Florida A&M		W	89 60
11/23	vs. Arizona State		L	68 83
11/24	vs. Wisconsin		L	70 77
11/30	Syracuse	nr/6	L	82 91
12/04	Oklahoma		W	81 78
12/08	at Michigan	nr/3	L	67 80
12/15	Alcorn State		W	97 59
12/20	Robert Morris		W	

Year-By-Year Results

12/29	Northwestern State	W	79	61	
01/05	Delaware State	W	86	51	
01/09	at Texas A&M *	L	51	69	
01/12	Vanderbilt *	W	56	33	
01/16	Auburn *	2OT	W	88	80
01/19	at Ole Miss *	L	64	76	
01/23	Mississippi State *	W	96	70	
01/26	at South Carolina *	L	54	75	
01/31	at Alabama *	L	56	59	
02/02	Tennessee *	W	73	60	
02/05	Florida *	nr/2	W	80	69
02/09	at Vanderbilt *	L	49	67	
02/13	at Auburn *	W	83	75	
02/16	Missouri *	W	73	71	
02/21	Georgia *	W	62	60	
02/23	at Florida *	nr/5	L	54	71
02/27	at LSU *	L	60	65	
03/02	Kentucky *	W	73	60	
03/05	at Missouri *	L	63	93	
03/09	Texas A&M *	W	73	62	

SEC Tournament - Nashville, Tenn.

03/14	vs. Vanderbilt	L	72	75
-------	----------------	---	----	----

*Southeastern Conference games

Lineup (most starts)	Name	Pts.	Rebs.	Ast.
6-3	So. G BJ Young	15.2	3.5	3.4
6-2	Jr. G Mardracus Wade	6.5	1.5	
6-3	Jr. G Rickey Scott	4.3	2.0	1.4
6-7	Jr. F Marshawn Powell	14.5	5.4	
6-10	So. F Hunter Mickelson	5.4	3.5	

2013-14 22-12, 10-8 (5th)

• NIT SECOND ROUND • Coach: Mike Anderson

Date	Opponent	UA/Opp Rank	W/L	ARK OPP
11/8	SIU-Edwardsville		W	99 65
11/15	Louisiana-Lafayette		W	76 63
11/18	SMU		W	89 78

EA SPORTS Maui Invitational • Maui, Hawaii

11/25	vs. California	L	77	85
11/26	vs. Minnesota	W	87	73
11/27	vs. Gonzaga	nr/11	L	81 91

12/03	Southeastern Louisiana	W	111	65	
12/07	Clemson	W	74	68	
12/12	Savannah State	W	72	43	
12/19	Tennessee-Martin	W	102	56	
12/21	vs. South Alabama @ NLR	W	72	60	
12/28	High Point	W	89	48	
01/04	Texas-San Antonio	W	104	71	
01/08	at Texas A&M *	L	53	69	
01/11	Florida *	nr/10	OT	L	82 84
01/14	Kentucky *	nr/13	OT	W	87 85
01/18	at Georgia *	OT	L	61	66
01/22	at Tennessee *	L	74	81	
01/25	Auburn *	W	86	67	
01/28	Missouri *	L	71	75	
02/01	at LSU *	L	74	88	
02/05	Alabama *	W	65	58	
02/08	at Vanderbilt *	W	77	75	
02/13	at Missouri *	L	85	86	
02/15	LSU *	W	81	70	
02/19	South Carolina *	W	71	64	
02/22	at Mississippi State *	W	73	69	
02/27	at Kentucky *	nr/17	OT	W	71 67
03/01	Georgia *	W	87	75	
03/05	Ole Miss *	W	110	80	
03/08	at Alabama *	L	58	83	

SEC Tournament - Atlanta, Ga.

03/13	vs. South Carolina	L	69	71
-------	--------------------	---	----	----

NIT First Round

03/18	Indiana State	W	91	71
-------	---------------	---	----	----

NIT Second Round

03/24	at California	L	64	75
-------	---------------	---	----	----

*Southeastern Conference games

Lineup (most starts)	Name	Pts.	Rebs.	Ast.
6-2	Sr. G Fred Gullett III	3.9	1.8	1.9
6-5	Jr. G Rashad Madden	12.7	2.8	2.7
6-6	So. G Michael Qualls	11.6	4.5	1.9
6-7	Sr. F Coty Clarke	9.4	5.6	2.4
6-10	Fr. F Bobby Portis	12.3	6.8	1.5

2014-15 27-9, 13-5 (2nd) • NCAA THIRD ROUND • Final Ranking: #21 (AP) / #20 (ESPN/USA Today) Coach: Mike Anderson

Date	Opponent	UA/Opp Rank	W/L	ARK OPP
11/16	Alabama State		W	97 79
11/19	Wake Forest		W	83 53
11/21	Delaware State		W	99 71
11/25	at SMU		W	78 72
11/28	North Texas	25/nr	W	89 73
11/30	Iona	25/nr	W	94 77

SEC/Big 12 Challenge

12/04	at Iowa State	18/20	L	77 95	
12/07	at Clemson	18/nr	OT	L	65 68
12/13	Dayton		W	69 55	
12/20	vs. Southeast Missouri St. @NLR		W	84 67	
12/22	Milwaukee		W	84 54	
12/28	Northwestern State		W	100 92	
01/03	Utah Valley		W	79 46	
01/06	at Georgia *	23/nr	W	79 75	
01/10	Vanderbilt *	23/nr	W	82 70	
01/13	at Tennessee *	19/nr	L	69 74	
01/17	Ole Miss *	19/nr	L	82 96	
01/22	Alabama *	OT	W	93 91	
01/24	at Missouri *	W	61	60	
01/27	Tennessee *	W	69	64	
01/31	at Florida *	L	56	57	
02/03	South Carolina *	W	75	55	
02/07	Mississippi State *	W	61	41	
02/10	at Auburn *	24/nr	W	101 87	
02/14	at Ole Miss *	24/nr	W	71 70	
02/18	Missouri *	18/nr	W	84 69	
02/21	at Mississippi State *	18/nr	W	65 61	
02/24	Texas A&M *	18/nr	W	81 75	
02/28	at Kentucky *	18/1	L	67 84	
03/05	at South Carolina *	18/nr	W	78 74	
03/07	LSU *	18/nr	L	78 81	

SEC Tournament - Nashville, Tenn.

03/13	vs. Tennessee	21/nr	W	80 72
03/14	vs. Georgia	21/nr	W	60 49
03/15	vs. Kentucky	21/1	L	63 78

NCAA South Regional - Jacksonville, Fla.

03/19	vs. Wofford	21/nr	W	56 53
03/21	vs. North Carolina	21/15	L	78 87

*Southeastern Conference games

Lineup (most starts)	Name	Pts.	Rebs.	Ast.
6-0	Fr. G Anton Beard	5.7	1.9	1.5
6-5	Sr. G Rashad Madden	9.6	3.7	4.5
6-6	Jr. G Michael Qualls	15.9	5.3	1.7
6-6	RSr. F Alandise Harris	7.6	3.3	1.5
6-10	So. F Bobby Portis	17.5	8.9	1.2

SEC Tournament - Nashville, Tenn.

03/13	vs. Tennessee	21/nr	W	80 72
03/14	vs. Georgia	21/nr	W	60 49
03/15	vs. Kentucky	21/1	L	63 78

NCAA South Regional - Jacksonville, Fla.

03/19	vs. Wofford	21/nr	W	56 53
03/21	vs. North Carolina	21/15	L	78 87

*Southeastern Conference games

Lineup (most starts)	Name	Pts.	Rebs.	Ast.
6-0	Fr. G Anton Beard	5.7	1.9	1.5
6-5	Sr. G Rashad Madden	9.6	3.7	4.5
6-6	Jr. G Michael Qualls	15.9	5.3	1.7
6-6	RSr. F Alandise Harris	7.6	3.3	1.5
6-10	So. F Bobby Portis	17.5	8.9	1.2

2015-16 16-16, 9-9 (T-8th) Coach: Mike Anderson

Date	Opponent	UA/Opp Rank	W/L	ARK OPP
11/13	Southern		W	86 68

NIT Tip-Off

11/18	Akron		L	80 88
11/20	Charleston Southern		W	93 75
11/26	vs. Georgia Tech @ Brooklyn		L	73 83
11/27	vs. Stanford @ Brooklyn		L	66 69
12/01	Northwestern State		W	117 78
12/04	at Wake Forest		L	85 88
12/08	Evansville		W	89 76
12/12	Tennessee Tech		W	83 57
12/19	vs. Mercer @ NLR		L	66 69
12/22	North Florida		W	97 72
12/30	at Dayton	OT	L	81 85
01/02	at Texas A&M *	nr/20	L	69 92
01/05	Vanderbilt *	OT	W	90 85
01/09	Mississippi State *	W	82	68
01/12	at Missouri *	W	94	61
01/16	at LSU *	L	74	76
01/21	Kentucky *	nr/23	L	66 80
01/23	at Georgia *	OT	L	73 76

RAZORBACK RECORDS



01/27	Texas A&M *	nr/5	W	74 71
SEC/Big 12 Challenge				
01/30	Texas Tech	OT	W	75 68
02/03	at Florida *	L	83 87	
02/06	Tennessee *	W	85 67	
02/09	at Mississippi State *	L	46 78	
02/13	at Ole Miss *	L	60 76	
02/17	Auburn *	L	86 90	
02/20	Missouri *	W	84 72	
02/23	LSU *	W	85 65	
02/27	at Tennessee *	W	75 65	
03/02	at Alabama *	W	62 61	
03/05	South Carolina *	L	61 76	

SEC Tournament - Nashville, Tenn.

03/10	vs. Florida	L	61	68
-------	-------------	---	----	----

*Southeastern Conference games

Lineup (most starts)	Name	Pts.	Rebs.	Ast.
6-3	Sr. G Anthon Bell	15.7	2.9	1.2
6-1	Sr. G Jabril Durham	6.2	3.5	6.4
6-3	Jr. G Dusty Hannahs	16.5	2.4	0.9
6-7	RSr. F Keaton Miles	2.9	2.8	0.9
6-10	Jr. F Moses Kingsley	15.9	9.3	1.2

2016-17 26-10, 12-6 (T-3rd) • NCAA SECOND ROUND • Coach: Mike Anderson

Date	Opponent	UA/Opp Rank	W/L	ARK OPP
11/11	Fort Wayne		W	92 83
11/14	Southern Illinois		W	90 65
11/18	Texas-Arlington		W	71 67
11/22	at Minnesota	L	71 85	
11/28	Mount St. Mary's		W	89 76
12/01	Stephen F. Austin		W	78 62
12/03	Austin Peay		W	99 62
12/06	Houston		W	84 72
12/10	North Florida		W	91 76
12/17	vs. Texas @ Houston		W	77 74
12/20	North Dakota State		W	71 55
12/22	vs. Sam Houston State @ NLR		W	90 56
12/29	Florida *	nr/25	L	72 81
01/03	at Tennessee *		W	82 78
01/07	at Kentucky *	nr/6	L	71 97
01/10	Mississippi State *	L	78 84	
01/14	Missouri *	W	92 73	
01/17	at Texas A&M *	W	62 60	
01/21	LSU *	W	99 86	
01/24	at Vanderbilt *	W	71 70	

SEC/Big 12 Challenge

01/28	at Oklahoma State	L	71 99
02/01	Alabama *	W	87 68
02/04	at Missouri *	L	78 83
02/07	Vanderbilt *	L	59 72

SEC/Big 12 Challenge

01/28	at Oklahoma State	L	71 99
02/01	Alabama *	W	87 68
02/04	at Missouri *	L	78 83
02/07	Vanderbilt *	L	59 72

02/11	at LSU *	W	78 70	
02/15	at South Carolina *	nr/21	W	83 76
02/18	Ole Miss *	W	98 80	
02/22	Texas A&M *	W	86 77	
02/25	at Auburn *	W	79 68	
03/01	at Florida *	nr/12	L	65 78
03/04	Georgia *	W	85 67	

SEC Tournament - Nashville, Tenn.

03/10	vs. Ole Miss	W	73 72	
03/11	vs. Vanderbilt	W	76 62	
03/12	vs. Kentucky	nr/8	L	65 82

NCAA South Regional - Greenville, S.C.

03/17	vs. Seton Hall	W	77 71	
03/19	vs. North Carolina	nr/6	L	65 72

*Southeastern Conference games

Lineup (most starts)	Name	Pts.	Rebs.	Ast.
6-3	Sr. G Dusty Hannahs	14.4	1.7	1.2
6-3	Sr. G Manuale Watkins	6.0	4.0	1.8
6-3	Jr. G Jaylen Barford	12.8	3.8	2.0
6-8	Jr. F Dustin Thomas	5.3	3.8	1.1
6-10	Sr. F Moses Kingsley	12.0	7.7	1.4

2017-18 23-12, 10-8 (T-4th) • NCAA FIRST ROUND • Coach: Mike Anderson

Date	Opponent	UA/Opp Rank	W/L	ARK OPP
11/10	Samford		W	95 65
11/12	Bucknell		W	101 73
11/17	Fresno State		W	83 75



ARKANSAS BASKETBALL RAZORBACK RECORDS

02/10	Vanderbilt *	W	72	54
02/13	at Ole Miss *	W	75	64
02/17	Texas A&M *	nr/21	W	94 75
02/20	Kentucky *	L	72	87
02/24	at Alabama *	W	76	73
02/27	Auburn *	nr/14	W	91 82
03/03	at Missouri *	L	67	77

SEC Tournament - St. Louis, Mo.

03/08	vs. South Carolina	W	69	64
03/09	vs. Florida	nr/23	W	80 72
03/10	vs. Tennessee	nr/13	L	66 84

NCAA East Regional - Detroit, Mich.

03/16	vs. Butler	L	62	79
-------	------------	---	----	----

*Southeastern Conference games

Lineup (most starts)	Name	Pts.	Rebs.	Ast.
6-3 Sr. G	Jaylen Barford	17.9	3.9	2.5
6-3 Sr. G	Daryl Macon	16.8	2.9	3.9
6-0 Sr. G	Anton Beard	9.5	2.6	3.0
6-11 Fr. F	Daniel Gafford	11.8	6.2	2.2 Bk
6-6 So. F	Adrio Bailey	4.1	2.5	0.5

2018-19 18-16, 8-10 (T-9th) • NIT SECOND ROUND • Coach: Mike Anderson

Date	Opponent	UA/Opp Rank	W/L	ARK	OPP
11/09	vs. Texas	OT	L	71	73

ESPN Armed Forces Classic - El Paso (Fort Bliss)

11/09	vs. Texas	OT	L	71	73
-------	-----------	----	---	----	----

Hardwood Classic

11/12	UC Davis	W	81	58	
11/18	Indiana	W	73	72	
11/21	Montana State	W	90	68	
11/23	Texas-Arlington	W	78	60	
12/01	FIU	W	121	89	
12/05	at Colorado State	W	98	74	
12/08	Western Kentucky	L	77	78	
12/15	vs. Texas-San Antonio @ NLR	W	79	67	
12/19	Georgia Tech	L	54	69	
12/22	Texas State	W	73	70	
12/28	Austin Peay	W	76	65	
01/05	at Texas A&M *	W	73	71	
12/09	Florida *	L	51	57	
01/12	LSU *	OT	L	88	94
01/15	at Tennessee *	nr/13	L	87	106
01/19	at Ole Miss *	nr/18	L	67	84
01/23	Missouri *	W	72	60	

SEC/Big 12 Challenge

01/26	at Texas Tech	nr/13	L	64	67
01/29	Georgia *	W	70	60	
02/02	at LSU *	nr/19	W	90	89
02/05	Vanderbilt *	W	69	66	
02/09	at South Carolina *	L	65	77	
02/12	at Missouri *	L	78	79	
02/16	Mississippi State *	L	67	77	

02/20	at Auburn *	L	56	79	
02/23	Texas A&M *	L	80	87	
02/26	at Kentucky *	nr/4	L	66	70
03/02	Ole Miss *	W	74	73	
03/06	at Vanderbilt *	W	84	48	
03/09	Alabama *	W	82	70	

SEC Tournament - Nashville, Tenn.

03/14	vs. Florida	L	50	66
-------	-------------	---	----	----

NIT First Round

03/19	at Providence	W	84	72
-------	---------------	---	----	----

NIT Second Round

03/23	at Indiana	L	60	63
-------	------------	---	----	----

*Southeastern Conference games

Lineup (most starts)	Name	Pts.	Rebs.	Ast.
6-5 Fr. G	Isaiah Joe	13.9	2.8	1.7
6-2 RSo. G	Jalen Harris	7.6	2.9	5.6
6-5 So. G	Mason Jones	13.6	3.9	2.8
6-11 So. F	Daniel Gafford	16.9	8.7	2.0 Bk
6-6 Jr. F	Adrio Bailey	5.6	3.0	0.7

2019-20 20-12, 7-11 (T-10th) Coach: Eric Musselman

Date	Opponent	UA/Opp Rank	W/L	ARK	OPP
11/05	Rice	W	91	43	
11/12	North Texas	W	66	43	

+ - College Hoops Roadshow - Razorback Regional

11/16	Montana +	W	64	46	
11/19	Texas Southern +	W	82	51	
11/22	South Dakota +	W	77	56	
11/25	at Georgia Tech	OT	W	62	61
11/30	Northern Kentucky +	W	66	60	
12/03	Austin Peay	W	69	61	
12/07	at Western Kentucky	OT	L	79	86
12/14	Tulsa	W	98	79	
12/21	vs. Valparaiso @ NLR	W	72	68	
12/29	at Indiana	W	71	64	
01/04	Texas A&M *	W	69	59	
01/08	at LSU *	L	77	79	
01/11	at Ole Miss *	W	76	72	
01/15	Vanderbilt *	W	75	55	
01/18	Kentucky *	nr/10	L	66	73
01/22	at Mississippi State *	L	70	77	

SEC/Big 12 Challenge

01/25	TCU	W	78	67	
01/29	South Carolina *	L	77	70	
02/01	at Alabama *	W	82	78	
02/04	Auburn *	nr/11	OT	L	76 79
02/08	at Missouri *	OT	L	79	83
02/11	at Tennessee *	L	61	82	
02/15	Mississippi State *	L	77	78	
02/18	at Florida *	L	59	73	
02/22	Missouri *	W	78	68	
02/26	Tennessee *	W	86	69	

02/29	at Georgia *	L	89	99
03/04	LSU *	W	99	90
03/07	at Texas A&M *	L	69	77

SEC Tournament - Nashville, Tenn.

03/11	vs. Vanderbilt	W	86	73
-------	----------------	---	----	----

03/12 South Carolina - Canceled due to COVID 19 -

NOTE: On Feb. 12, the SEC/NCAA canceled all postseason games

*Southeastern Conference games

Lineup (most starts)	Name	Pts.	Rebs.	Ast.
6-3 GrSr. G	Jimmy Whitt Jr.	14.0	5.1	2.2
6-1 So. G	Desi Sills	10.6	3.0	1.2
6-5 So. G	Isaiah Joe	16.9	4.1	1.7
6-5 Jr. G	Mason Jones	22.0	5.5	3.4
6-6 Sr. F	Adrio Bailey	6.3	4.4	1.4 Bk

2020-21 25-7, 13-4 (2nd)

• NCAA REGIONAL FINAL • • ELITE 8 • Final Ranking: #10 (AP) #6 (USA Today) Coach: Eric Musselman

Date	Opponent	UA/Opp Rank	W/L	ARK	OPP
11/25	Mississippi Valley State	W	142	62	
11/28	North Texas	W	69	54	
12/02	Texas-Arlington	W	72	60	
12/05	Lipscomb	W	86	50	
12/09	Southern Univ.	W	79	44	
12/12	Central Arkansas	W	100	75	
12/20	Oral Roberts	W	87	76	
12/22	Abilene Christian	W	85	72	
12/30	at Auburn *	W	97	85	
01/02	Missouri *	nr/12	L	68	81
01/06	at Tennessee *	nr/9	L	74	79
01/09	Georgia *	W	99	69	
01/13	at LSU *	L	76	92	
01/16	at Alabama *	nr/24*	L	59	90
01/20	Auburn *	W	75	73	
01/23	at Vanderbilt *	W	82	71	
01/27	Ole Miss *	W	74	59	

SEC/Big 12 Challenge

01/30	at Oklahoma State	L	77	81	
02/02	Mississippi State *	W	61	45	
02/09	at Kentucky *	W	81	80	
02/13	at Missouri *	nr/10	OT	W	86 81
02/16	Florida *	24/nr	W	75	64
02/24	Alabama *	20/6	W	81	66
02/27	LSU *	20/nr	W	83	75
03/02	at South Carolina *	12/nr	W	101	73
03/06	Texas A&M *	12/nr	W	87	80

SEC Tournament - Nashville, Tenn.

03/12	vs. Missouri	8/nr	W	70	64
-------	--------------	------	---	----	----

03/13	vs. LSU	8/nr	L	71	78
-------	---------	------	---	----	----

NCAA Tournament - All Rds Played in Indianapolis

03/19	vs. Colgate-1	10/nr	W	85	68
03/21	vs. Texas Tech-2	10/21	W	68	66
03/27	vs. Oral Roberts-1	10/nr	W	72	70
03/29	vs. Baylor-3	10/3	L	72	81

*Southeastern Conference games

^ USA Today/ESPN Coaches Poll

1 - played at Bankers Life Arena

2 - played at Hinkle Fieldhouse

3 - played at Lucas Oil Stadium - Unity Court

Lineup (most starts)	Name	Pts.	Rebs.	Ast.
6-6 GrSr. G	Jalen Tate	11.0	3.8	3.8
6-4 Fr. G	Davonte Davis	8.5	4.5	2.1
6-6 Fr. G	Moses Moody	16.8	5.8	1.6
6-7 GrSr. F	Justin Smith	13.6	7.3	1.8
7-3 So. F	Connor Vanover	6.3	4.5	1.8 Bk

Year-By-Year Results

2021-22
28-9, 13-5 (4th)
• NCAA REGIONAL FINAL •
• ELITE 8 •
Final Ranking: #17 (AP)
#8 (USA Today)
Coach: Eric Musselman

Date	Opponent	UA/Opp Rank	W/L	ARK	OPP
11/09	Mercer	16/nr	W	74	61
11/13	Gardner-Webb	16/nr	W	86	69
11/17	Northern Iowa	16/nr	W	93	80

Hall of Fame Classic - Kansas City, Mo.

11/22	vs. Kansas State	13/nr	W	72	64
11/23	vs. Cincinnati	13/nr	W	73	67
11/28	Penn	13/nr	W	76	60
12/01	Central Arkansas	10/nr	W	97	60
12/04	Little Rock	10/nr	W	93	78
12/07	Charlotte	12/nr	W	86	66
12/11	vs. Oklahoma @ Tulsa	12/nr	L	66	88
12/18	vs. Hofstra @ NLR	24/nr	L	81	89
12/21	Elon	W	81	55	
12/29	at Mississippi State *	L	68	81	
01/04	Vanderbilt *	L	74	75	
01/08	at Texas A&M *	L	81	86	
01/12	Missouri *	W	87	43	
01/15	at LSU *	nr/12	W	65	58
01/18	South Carolina *	W	75	59	
01/22	Texas A&M *	OT	W	76	73
01/26	at Ole Miss *	W	64	55	

SEC/Big 12 Challenge

01/29	West Virginia	W	77	68	
02/02	at Georgia *	W	99	73	
02/05	Mississippi State *	W	63	55	
02/08	Auburn *	nr/1	OT	W	80 76
02/12	at Alabama *	L	67	68	
02/15	at Missouri *	23/nr	W	76	57
02/19	Tennessee *	23/16	W	58	48
02/22	at Florida *	18/nr	W	82	74
02/26	Kentucky *	18/6	W	75	73
03/02	LSU *	14/nr	W	77	76
03/05	at Tennessee *	14/13	W	74	78

SEC Tournament - Tampa, Fla.

03/11	vs. LSU	15/nr	W	79	67
03/12	vs. Texas A&M	15/nr	L	64	82

NCAA West Regional - Buffalo, N.Y.

03/17	vs. Vermont	17/nr	W	75	71
03/19	vs. New Mexico State	17/nr	W	53	48

NCAA West Regional - San Francisco, Calif.

03/24	vs. Gonzaga	17/1	W	74	68
03/26	vs. Duke	17/9	L	69	78

*Southeastern Conference games

Lineup (most starts)	Name	Pts.	Rebs.	Ast.
6-2 Sr. G	JD Notae	18.3	4.6	3.7
6-6 GrSr. G	Stanley Umude	11.9	4.6	1.1
6-6 Sr. G	Au'Diese Toney	10.5	5.2	0.8
6-7 GrSr. F	Trey Wade	3.6	2.6	0.6
6-10 So. F	Jaylin Williams	10.9	9.8	2.6

Year-By-Year Legend

AP - Associated Press

Note: Rankings reflected are from the AP unless otherwise noted

G'boro - Greensboro, N.C.

KC - Kansas City, Mo.

LR - Little Rock, Ark.

NLR - North Little Rock, Ark.

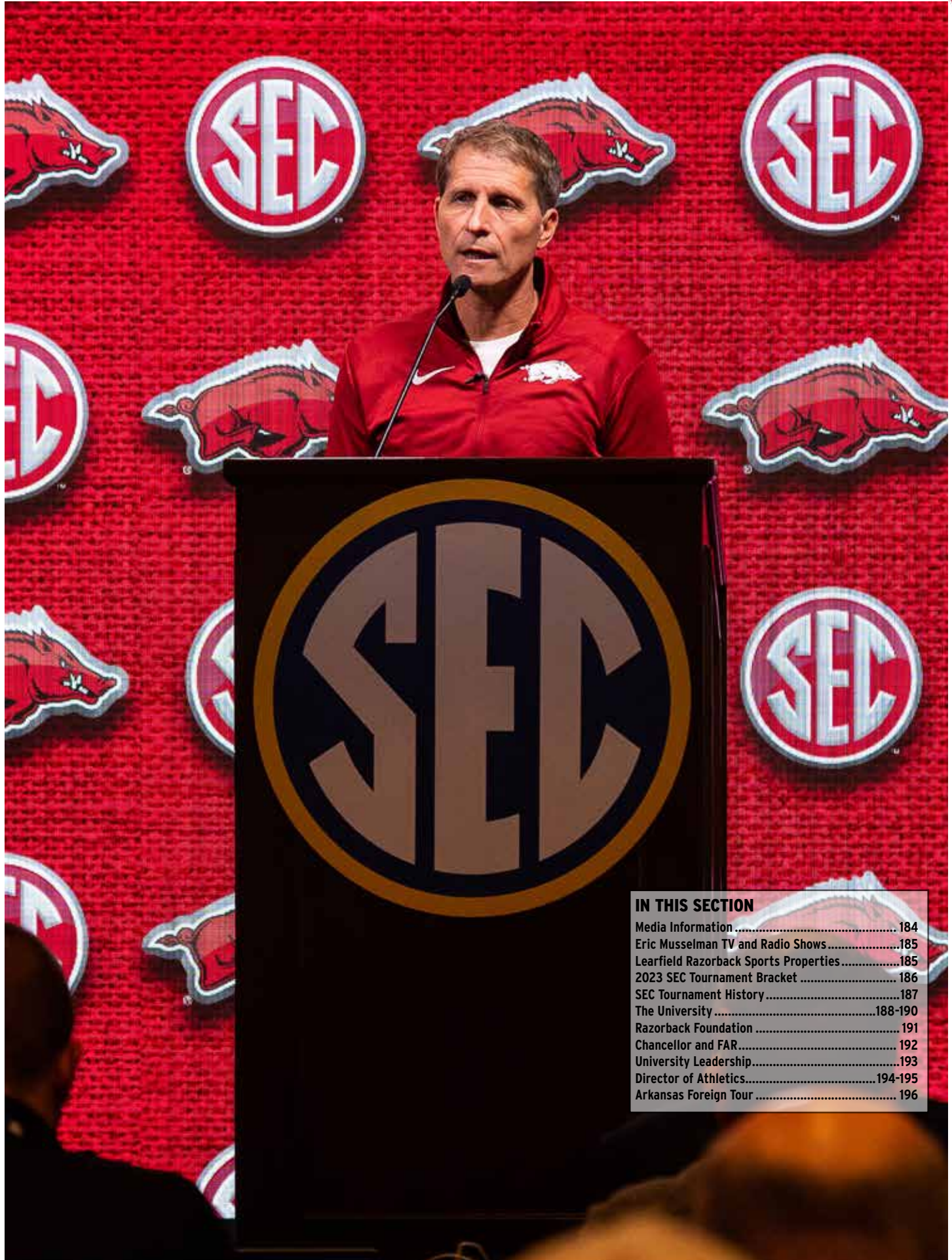
nr - not ranked

PB - Pine Bluff, Ark.



Moses Moody was the first "one-and-done" in Arkansas history. He was consensus Freshman (Coaches) and Newcomer (Media) of the Year, was consensus first team All-SEC, earned All-America honors and was a 2021 NBA lottery pick.





IN THIS SECTION

Media Information	184
Eric Musselman TV and Radio Shows	185
Learfield Razorback Sports Properties	185
2023 SEC Tournament Bracket	186
SEC Tournament History	187
The University	188-190
Razorback Foundation	191
Chancellor and FAR	192
University Leadership	193
Director of Athletics	194-195
Arkansas Foreign Tour	196



RAZORBACK COMMUNICATIONS

The Razorback Communications Office appreciates your interest in Arkansas basketball and strives to assist you in your coverage. A list of our staff members, our address, and our telephone and fax numbers follows:

Office: 479-575-2751
Fax: 479-575-7481
Press Row: 479-575-6622

Mailing Address

Razorback Communications
P.O. Box 7777
Fayetteville, AR 72702-7777

Overnight Address

University of Arkansas
Razorback Communications
350 North Razorback Road
Fayetteville, AR 72701

BASKETBALL CONTACT



Mike Cawood
Associate Communications Director

Cell 479-236-2090
Email tmcawood@uark.edu
Office 479-575-3114



Kyle Parkinson
Associate AD



Kylie Magar
Assistant Director



Grace Tafolla
Assistant Director



Shawn Price
Assistant Director



Emily Polglaze
Assistant Director



Oliver Grigg
Assistant Director



Drew Schlosser
Lead Graphic Designer



Rachael Harris
Dir. of Digital Strategy



Victoria Guerra
Graduate Assistant



Fuller Birch
Student Assistant



Branford Clay
Student Assistant



Walt Beazley
Photographer

GAME CREDENTIALS

All requests for media and/or photo credentials must be made online at www.SportsSystems.com/Arkansas. Requests should be made at least three days prior to the game.

Only fully accredited personnel directly involved in the coverage of the game will be admitted. Credentials are non-transferable and must be applied for by the outlets' editor or sports director. The Communications Office reserves the right to revoke any credential: (1) used by an individual other than the one to whom it was granted; (2) any individual who refused to comply with press row and/or photographic guidelines; (3) any individual who is not an accredited member of the media; and (4) any individual under the age of 16. Credentials will not be mailed. Media Will Call opens 90 minutes before tip-off at the white door to the right of the south entrance (off Nolan Richardson Drive) to Bud Walton Arena. Be prepared to present a photo identification when picking up credentials.

MEDIA WILL CALL

Located on the south side of Bud Walton Arena off Nolan Richardson Drive, just right of the main ticket window. All passes are left at media will call - no credentials are mailed.

GAMEDAY PARKING

Most parking credentials issued will be for Lot 56. All requests should be made to Associate Communications Director Mike Cawood.

GAMEDAY MEDIA SERVICES

All media needs can be fulfilled on-line.

- Game notes for both teams will be posted on Arkansas' Men's Basketball page at:
arkansasrazorbacks.com/sport/m-baskbl/mens-basketball-game-notes
- Live in-game stats will be provided for the media at:
arkansas.statbroadcast.com
- Final statistics (box score, play-by-play, shot chart) will be emailed as well as be available on ArkansasRazorbacks.com.

MEDIA SEATING / WORK ROOM

- Media seating is in the upper corner of the lower bowl.
- Bud Walton Arena's media work room will be open and media are asked stay out of the visiting teams' locker room area.
- Arkansas will conduct in-person postgame interviews.
- Visiting teams' postgame interviews will be held in a separate location.
- Wireless Internet is available in the work room and in the arena. Please see Associate Communications Director Mike Cawood or a member of the communications staff for login information.

PHOTOGRAPHERS

- Photographers will be able to shoot from the designated baseline positions. However, space will be limited and applying for a credential does not guarantee a spot.
- Arkansas Communications reserves the right to limit the number of strobe units used and requests to hang strobe lights at BWA must be made in writing one week prior to any contest.

MEDIA FTP

• Since photographers spots will be limited, Arkansas will use the SEC Media Portal to provide for both video and still photos, Please contact the Athletics Communications Office for more details.





ERIC MUSSELMAN LIVE RADIO SHOW

Once again, there will be 12 Arkansas basketball radio shows, all starting at 7 pm, at Sassy's in Fayetteville. Shows 1 & 2 will be at Sassy's Red House • Shows 3-12 will be at Sassy's Barbeque & Grille

Tuesday, Nov. 8	Monday, Nov. 14	Monday, Dec. 5	Monday, Dec. 12
Monday, Dec. 18	Monday, Jan. 2	Monday, Jan. 9	Monday, Jan. 16
Monday, Jan. 23	Sunday, Jan. 30	Monday, Feb. 13	Sunday, Feb. 20

COURTSIDE WITH ERIC MUSSELMAN

There will be 10, 30-minute television shows featuring head coach Eric Musselman and co-host Chuck Barrett. Each show will air on Sunday, Please check local listings for times and channels in your area.

Sunday, Jan. 1	Sunday, Jan. 8	Sunday, Jan. 15	Sunday, Jan. 22
Sunday, Jan. 29	Sunday, Feb. 5	Sunday, Feb. 12	Sunday, Feb. 19
Sunday, Feb. 26	Sunday, Mar. 5		



RAZORBACK SPORTS PROPERTIES

The University of Arkansas Athletic Department and Razorback Sports Properties formed a partnership in the fall of 2008.

Arkansas Sports Properties solely represents the University of Arkansas. In complete collaboration with the university, this locally based LEARFIELD team is committed to extending the affinity of the Razorbacks to businesses and corporations of all sizes looking to align with the undeniably loyal and passionate collegiate fan base.

As Arkansas Athletics' exclusive multimedia rightsholder, Arkansas Sports Properties manages all aspects of the rights relationship, providing corporate partners both traditional and new media opportunities with the university. They can bolster their own brand and garner maximum exposure through such inventory as venue signage; event sponsorships and promotion; corporate hospitality; audio; television; digital engagement and visibility via the official athletics website ArkansasRazorbacks.com.

Chuck Barrett is in his 13th season as the play-by-play announcer for the Arkansas men's basketball team and in his 15th year calling Razorback football games. He is no stranger to Arkansas fans or the Razorback Sports Network broadcast team, spending his last 26 years on the broadcast crew, including 17 years as the executive producer. He called play-by-play for baseball from 1992 to 2014 and added men's basketball play-by-play to his duties prior to the 2010-11 season. Barrett was recognized by the National Sportswriters and Sportscasters Hall of Fame as the 2007, 2008 and 2009 Arkansas Sportscaster of the Year.

Matt Zimmerman is in his seventh season as an analyst for the 2020-21 campaign. A 20-plus year coaching veteran and mainstay with the Razorbacks, Zimmerman spent eight years on the Razorback basketball staff (2011-19) and was a student manager for the men's basketball team. He additionally spent four years in the ROTC. He graduated in 1990 and served five years in the military. After his stint in the Army, Zimmerman began coaching high school basketball. He then started his collegiate coaching career at UAB before moving to Missouri and back to Arkansas.



Justin DeLille
General Manager

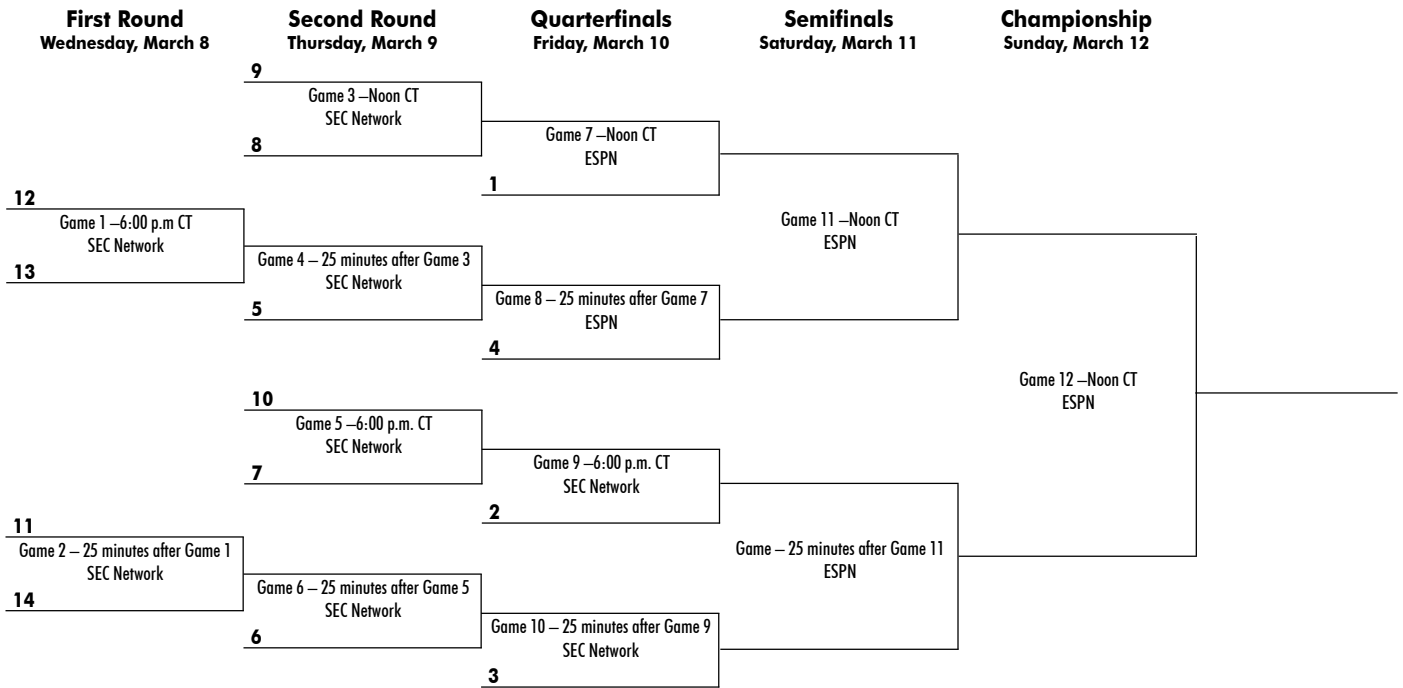
2022-23 RSN BASKETBALL RADIO NETWORK

Batesville (Games)	KWOZ-FM - 103.3
Camden	KAMD-FM - 97.1
Crossett	KAGH-FM - 104.9
Crossett	KAGH-AM - AM 800
DeQueen	KDQN-FM - 92.1
DeWitt	KDEW-FM - 97.3
El Dorado	KAGL-FM - 93.3
Fayetteville	KQSM-FM - 92.1
Fayetteville (Games)	KYNG-AM - AM 1590
Fayetteville	KAKS-FM - 99.5
Fayetteville	KUOA-AM - 1290
Fayetteville	KUOA-FM - 95.3
Fayetteville	KBVA-FM - HD3 106.5
Forrest City	KBFC-FM - 93.5
Fort Smith	KERX-FM - 95.3
Glenwood	KHGZ-FM - 98.9
Glenwood	KHGZ-AM - 670
Hot Springs / Mena	KTTG-FM - 96.3
Jonesboro	KEGI-FM - 100.5
Joplin, Mo.	KHST-FM - 101.7 FM
Little Rock	KABZ-FM - 103.7
Magnolia	KZHE-FM - 100.5
Marshall	KBCN-FM - 104.3
Mena	KENA-FM - 104.1
Monett, Mo.	KKBL-FM - 95.9
Monticello	KGPO-FM - 99.9
Morrilton	KCON-FM - 99.3
Mountain Home	KOMT-FM - 93.5
Ozark	KDYN-FM - 96.7
Ozark	KDYN-AM - AM 1540
Searcy	KRZS-FM - 99.1
Texarkana	KKTK-AM - 1400
Wynne	KWYN-FM - 92.5





2023 SEC BASKETBALL TOURNAMENT • BRIDGESTONE ARENA • NASHVILLE, TN



ARKANSAS RECORD BY ROUND AT SEC TOURNEY

Round	Record	Appearances
First Round	4-10	14 (2000, 02-07, 09-14, 2020)
Second Round	1-2	3 (2016, 2018, 2019)
Quarterfinals	15-2	17 (1992-01, 06-08, 2015, 2017-18, 2021)
Semifinals	7-8	15 (1992-96, 98-01, 07-08, 2015, 2017-18, 2021)
Finals	1-6	7 (1995, 99, 2000, 07-08, 2015, 2017)

ARKANSAS RECORD BY OPPONENT AT SEC TOURNEY

Opponent	Record	Last Meeting
Alabama	1-1	1995, W, 69-58 (semifinals)
Auburn	1-0	2000, W, 75-67 (finals)
Florida	2-5	2019, L, 66-50 (2nd)
Georgia	6-3	2015, W, 60-49 (semifinals)
Kentucky	1-9	2017, L, 82-65 (finals)
LSU	2-3	2021, L, 78-71 (semifinals)
Ole Miss	1-0	2017, W, 73-72 (quarterfinals)
Mississippi State	2-0	2007, W, 81-72 (semifinals)
Missouri	1-0	2021, W, 70-64 (quarterfinals)
South Carolina	3-2	2018, W, 69-64 (2nd)
Tennessee	3-4	2018, L, 84-66 (semifinals)
Texas A&M	0-0	n/a
Vanderbilt	5-1	2020, W, 86-73 (1st round)



ARKANSAS SEC TOURNEY HISTORY

SEC TOURNAMENT HISTORY

1992 (Birmingham, Ala.)

Arkansas 73, Georgia 60
Alabama 90, Arkansas 89
(Semifinals)

1993 (Lexington, Ky.)

Arkansas 65, Georgia 60
Kentucky 92, Arkansas 82
(Semifinals)

1994 (Memphis, Tenn.)

Arkansas 95, Georgia 83
Kentucky 90, Arkansas 78
(Semifinals)

1995 (Atlanta, Ga.)

Arkansas 73, Vanderbilt 72
Arkansas 69, Alabama 58
Kentucky 95, Arkansas 94 (OT)
(Finals)

1996 (New Orleans, La.)

Arkansas 80, South Carolina 58
Kentucky 95, Arkansas 75
(Semifinals)

1997 (Memphis, Tenn.)

Georgia 65, Arkansas 63
(Quarterfinals)

1998 (Atlanta, Ga.)

Arkansas 102, Tennessee 96
Kentucky 99, Arkansas 74
(Semifinals)

1999 (Atlanta, Ga.)

Arkansas 75, Florida 74
Arkansas 84, Miss. St. 79 (OT)
Kentucky 76, Arkansas 63
(Finals)

2000 (Atlanta, Ga.)

Arkansas 71, Georgia 64
Arkansas 86, Kentucky 72
Arkansas 69, LSU 67
Arkansas 75, Auburn 67
(Finals)

2001 (Nashville, Tenn.)

Arkansas 77, LSU 72
Kentucky 87, Arkansas 78
(Semifinals)

2002 (Atlanta, Ga.)

Tennessee 68, Arkansas 61
(First Round)

2003 (New Orleans, La.)

LSU 85, Arkansas 56
(First Round)

2004 (Atlanta, Ga.)

South Carolina 91, Arkansas 81
(First Round)

2005 (Atlanta, Ga.)

Tennessee 65, Arkansas 46
(First Round)

2006 (Atlanta, Ga.)

Arkansas 80, Georgia 67
Florida 74, Arkansas 71
(Quarterfinals)

2007 (Atlanta, Ga.)

Arkansas 82, South Carolina 52
Arkansas 72, Vanderbilt 71
Arkansas 81, Mississippi St. 72
Florida 77, Arkansas 56
(Finals)

2008 (Atlanta, Ga.)

Arkansas 81, Vanderbilt 75
Arkansas 92, Tennessee 91
Georgia 66, Arkansas 57
(Finals)

2009 (Tampa, Fla.)

Florida 73, Arkansas 58
(First Round)

2010 (Nashville, Tenn.)

Georgia 77, Arkansas 64
(First Round)

2011 (Atlanta, Ga.)

Tennessee 74, Arkansas 68
(First Round)

2012 (New Orleans, La.)

LSU 70, Arkansas 54
(First Round)

2013 (Nashville, Tenn.)

Vanderbilt 75, Arkansas 72
(First Round)

2014 (Atlanta, Ga.)

South Carolina 71, Arkansas 69
(First Round)

2015 (Nashville, Tenn.)

Arkansas 80, Tennessee 72
Arkansas 60, Georgia 49
Kentucky 78, Arkansas 63
(Finals)

2016 (Nashville, Tenn.)

Florida 68, Arkansas 61
(Second Round)

2017 (Nashville, Tenn.)

Arkansas 73, Ole Miss 72
Arkansas 76, Vanderbilt 62
Kentucky 82, Arkansas 65
(Finals)

2018 (St. Louis Mo.)

Arkansas 69, South Carolina 64
Arkansas 80, Florida 72
Tennessee 84, Arkansas 66
(Semifinals)

2019 (Nashville, Tenn.)

Florida 66, Arkansas 50
(Second Round)

2020 (Nashville, Tenn.)

Arkansas 86, Vanderbilt 73
(First Round)
Arkansas - South Carolina
(Second Round - Canceled)

2021 (Nashville, Tenn.)

Arkansas 70, Missouri 64
LSU 78, Arkansas 71
(semifinals)

2022 (Tampa, Fla.)

Arkansas 79, LSU 67
Texas A&M 82, Arkansas 64
(semifinals)

Year	CHAMPIONS	RUNNER-UP	SCORE	SITE
1933	Kentucky	Mississippi State	46-27	Atlanta Athletic Club (Atlanta, Ga.)
1934	Alabama	Florida	41-25	Atlanta Athletic Club (Atlanta, Ga.)
1936	Tennessee	Alabama	41-25	Alumni Memorial Gym (Knoxville, Tenn.)
1937	Kentucky	Tennessee	39-25	Alumni Memorial Gym (Knoxville, Tenn.)
1938	Georgia Tech	Mississippi	58-47	Huey Long Field House (Baton Rouge, La.)
1939	Kentucky	Tennessee	46-38	Alumni Memorial Gym (Knoxville, Tenn.)
1940	Kentucky	Georgia	51-43	Alumni Memorial Gym (Knoxville, Tenn.)
1941	Tennessee	Kentucky	36-33	Louisville Gardens (Louisville, Ky.)
1942	Kentucky	Alabama	36-34	Louisville Gardens (Louisville, Ky.)
1943	Tennessee	Kentucky	33-30	Louisville Gardens (Louisville, Ky.)
1944	Kentucky	Tulane	62-46	Louisville Gardens (Louisville, Ky.)
1945	Kentucky	Tennessee	39-35	Louisville Gardens (Louisville, Ky.)
1946	Kentucky	LSU	59-36	Louisville Gardens (Louisville, Ky.)
1947	Kentucky	Tulane	55-38	Louisville Gardens (Louisville, Ky.)
1948	Kentucky	Georgia Tech	54-43	Louisville Gardens (Louisville, Ky.)
1949	Kentucky	Tulane	68-52	Louisville Gardens (Louisville, Ky.)
1950	Kentucky	Tennessee	95-58	Louisville Gardens (Louisville, Ky.)
1951	Vanderbilt	Kentucky	61-57	Louisville Gardens (Louisville, Ky.)
1952	Kentucky	LSU	44-43	Louisville Gardens (Louisville, Ky.)
1979	Tennessee	Kentucky	75-69 OT	BJCC Coliseum (Birmingham, Ala.)
1980	LSU	Kentucky	80-78	BJCC Coliseum (Birmingham, Ala.)
1981	Mississippi	Georgia	66-62	BJCC Coliseum (Birmingham, Ala.)
1982	Alabama	Kentucky	48-46	Rupp Arena (Lexington, Ky.)
1983	Georgia	Alabama	86-71	BJCC Coliseum (Birmingham, Ala.)
1984	Kentucky	Auburn	51-49	Memorial Gymnasium (Nashville, Tenn.)
1985	Auburn	Alabama	53-49 OT	BJCC Coliseum (Birmingham, Ala.)
1986	Kentucky	Alabama	83-72	Rupp Arena (Lexington, Ky.)
1987	Alabama	LSU	69-62	Omni Coliseum (Atlanta, Ga.)
1988	Kentucky	Georgia	62-57	Pete Maravich Assembly Center (Baton Rouge, La.)
1989	Alabama	Florida	72-60	Thompson-Boling Arena (Knoxville, Tenn.)
1990	Alabama	Mississippi	70-51	Orlando Arena (Orlando, Fla.)
1991	Alabama	Tennessee	88-69	Memorial Gymnasium (Nashville, Tenn.)
1992	Kentucky	Alabama	80-54	BJCC Coliseum (Birmingham, Ala.)
1993	Kentucky	LSU	82-65	Rupp Arena (Lexington, Ky.)
1994	Kentucky	Florida	73-60	The Pyramid (Memphis, Tenn.)
1995	Kentucky	Arkansas	95-93 OT	Georgia Dome (Atlanta, Ga.)
1996	Mississippi State	Kentucky	84-73	Louisiana Superdome (New Orleans, La.)
1997	Kentucky	Georgia	95-68	The Pyramid (Memphis, Tenn.)
1998	Kentucky	South Carolina	86-56	Georgia Dome (Atlanta, Ga.)
1999	Kentucky	Arkansas	76-63	Georgia Dome (Atlanta, Ga.)
2000	Arkansas	Auburn	75-67	Georgia Dome (Atlanta, Ga.)
2001	Kentucky	Mississippi	77-55	Gaylord Entertainment Center (Nashville, Tenn.)
2002	Mississippi State	Alabama	61-58	Georgia Dome (Atlanta, Ga.)
2003	Kentucky	Mississippi State	64-57	Louisiana Superdome (New Orleans, La.)
2004	Kentucky	Florida	89-73	Georgia Dome (Atlanta, Ga.)
2005	Florida	Kentucky	70-53	Georgia Dome (Atlanta, Ga.)
2006	Florida	South Carolina	49-47	Gaylord Entertainment Center (Nashville, Tenn.)
2007	Florida	Arkansas	77-56	Georgia Dome (Atlanta, Ga.)
2008	Georgia	Arkansas	66-57	Georgia Dome and Alexander Coliseum (Atlanta, Ga.)
2009	Mississippi State	Tennessee	64-61	St. Pete Times Forum (Tampa, Fla.)
2010	Kentucky	Mississippi State	75-74OT	Bridgestone Arena (Nashville, Tenn.)
2011	Kentucky	Florida	70-54	Georgia Dome (Atlanta, Ga.)
2012	Vanderbilt	Kentucky	71-64	New Orleans Arena (New Orleans, La.)
2013	Mississippi	Florida	66-63	Bridgestone Arena (Nashville, Tenn.)
2014	Florida	Kentucky	61-60	Georgia Dome (Atlanta, Ga.)
2015	Kentucky	Arkansas	78-63	Bridgestone Arena (Nashville, Tenn.)
2016	Kentucky	Texas A&M	82-77OT	Bridgestone Arena (Nashville, Tenn.)
2017	Kentucky	Arkansas	82-65	Bridgestone Arena (Nashville, Tenn.)
2018	Kentucky	Tennessee	77-72	Scottrade Center (St. Louis, Mo.)
2019	Auburn	Tennessee	84-64	Bridgestone Arena (Nashville, Tenn.)
2020	• CANCELED AFTER 1st RD DUE TO COVID-19 •			Bridgestone Arena (Nashville, Tenn.)
2021	Alabama	LSU	80-79	Bridgestone Arena (Nashville, Tenn.)
2022	Tennessee	Texas A&M	65-50	Amalie Arena (Tampa, Fla.)



Welcome Home

The University of Arkansas is a welcoming campus of students, faculty and staff who are determined to build a better world. Tradition and innovation merge here, creating life-changing opportunities and a sense of belonging, one student at a time. As one of the nation's top public research universities, the U of A has been dedicated to Arkansas since 1871.



Read more about the university's determination to build a better world.

\$194.7 Million I³R Research Institute

The Walton Family Charitable Support Foundation granted the U of A nearly \$200 million to establish the Institute for Integrative and Innovative Research (I³R,) which will transform the university's research, innovation and economic development culture.

Women innovators at the University of Arkansas

create new intellectual property at a rate of **twice the national average**, participating in nearly 50% of invention disclosures received by Technology Ventures.



MOST DEGREE PROGRAMS IN THE STATE

More than 200 baccalaureate, master's, doctoral, professional and specialist degree programs.

RAZORBACK STUDENT ATHLETES



recorded a program cumulative 3.27 GPA in 2021-2022.



HIGHEST RESEARCH CLASSIFICATION

The Carnegie Foundation for the Advancement of Teaching places the U of A in its highest research category, a status shared by only 3 percent of the nation's universities.



Success Happens Here

Student success is a high priority at the University of Arkansas. Opened in 2022, the Cordia Harrington Center for Excellence (CORD) is available to assist students with outreach, programs, and resources to overcome barriers – from the first day of classes through graduation. The CORD houses academic initiatives programs, such as tutoring, the writing studio, supplemental instruction, and peer academic coaching and is located in the heart of campus.



Enrollment: 29,068

Student-to-Faculty Ratio 19:1

2021-2022 school year



SCHOLARSHIP AWARDS

MORE THAN \$94 MILLION

In FY21, more than \$98.6 million in academic and need-based scholarships and grants were awarded to undergraduate students.



Notable Graduates

- Jerry Jones**, owner of the Dallas Cowboys
- Veronica Campbell-Brown**, Olympic gold medalist
- T.J. Holmes**, ABC News Correspondent and Good Morning America Host
- Doug McMillon**, President and CEO of WalMart Stores, Inc.



83% incoming HONORS COLLEGE

freshman fellows hail from Arkansas.

NATIONALLY COMPETITIVE AWARDS



TRUMAN SCHOLARS
Top 10 public institutions

GOLDWATER SCHOLARS
Top 25 public institutions

RHODES SCHOLARS
Top 50 public institutions



#1 in the Nation for Supply Chain

The supply chain management undergraduate program at the Sam M. Walton College of Business is ranked No. 1 in North America by a leading global research firm, Gartner.

Senior Walk

Our greatest achievements are etched in stone at the University of Arkansas, with more than 3.5 miles of sidewalk bearing the names of all of our graduates. Stretching across campus, Senior Walk is a unique tradition that includes the names of more than 200,000 graduates, and counting.



RESEARCH EXPENDITURES

IN FY20

\$165.9 MILLION



ABOUT THE RAZORBACK FOUNDATION

The mission of The Razorback Foundation, Inc., is to support the athletic endeavors of the University of Arkansas Razorbacks. Razorback Athletics is one of a handful of NCAA Division I Athletic Departments in the nation that is financially self-sustaining and requires no UA student fees or taxpayer support.

Razorback Foundation Annual Fund members supply student-athletes with a first-class education and championship-caliber facilities while providing the yearly financial support needed to operate 19 Razorback sport programs.

BENEFITS OF BECOMING AN ANNUAL FUND MEMBER

Priority seating



Invitations to special events



Member gifts

Priority parking

15% off at Hog Heaven

Complimentary media guides

IMPACT STUDENT-ATHLETES TODAY!

VALUE OF AN ATHLETIC SCHOLARSHIP

Tuition & Fees	\$ 9,656
Room, Board, Books	\$ 13,468
Academic & Personal Development	\$ 18,258
Apparel & Equipment	\$ 9,822
Medical & Sports Performance	\$ 19,483
Media & Promotions	\$ 11,481

ANNUAL TOTAL (based off 2022-23 school year) **\$ 82,528**

UNIQUE WAYS TO SUPPORT RAZORBACK STUDENT-ATHLETES

Cardinal & White - Cardinal & White is a philanthropic gift fund of the Razorback Foundation (gifts of \$25,000 and above) to support facility construction and renovations, student-athlete development opportunities, scholarships and other operations of the Athletic Department designed to enhance the student-athlete experience. Supporters of Cardinal & White receive a variety of unique experiences.

ONE Razorback Fund - Tax-deductible gifts of \$15 or more will continue to support the Razorback student-athletes and other athletic endeavors. Whether you live in Arkansas, another state or even another country, the goal of the ONE Razorback Fund is simple - generate support from EVERY Razorback alumnus, friend, family member and fan who loves the Hogs.

Small Business Member Program - For just \$100 annually, Small Business Members receive a Razorback Foundation Small Business Member window cling, priority points, a Razorback Foundation membership packet and a business listing on our website for other members to browse.

CONTACTS US TO LEARN MORE OR JOIN!

479-443-9000 | gohogs@razorbackfoundation.com | RazorbackFoundation.com | Text ONERazorback to 91999

@RazorbackFoundation



CHARLES F. ROBINSON INTERIM CHANCELLOR



Dr. Charles F. Robinson was named interim chancellor of the University of Arkansas flagship campus on August 16, 2021. In this role, he leads the university's land-grant mission to provide opportunity and transform lives through education, research, and service.

Robinson has served on the University of Arkansas campus for more than 20 years, beginning as an assistant professor of history in 1999. In that time, he has successively been promoted to positions of increasing leadership and responsibility, including director of the African and African American Studies Program, vice provost for diversity and vice chancellor for Student Affairs. Most recently, Robinson served as provost and executive vice chancellor for Academic and Student Affairs. In this role, he enhanced communication and coordination of the university's academic and student affairs endeavors in order to support a more holistic approach to student success on campus.

Throughout his tenure at the University of Arkansas, Robinson has consistently led institutional progress in diversity recruitment, student success, and retention and graduation efforts, while articulating new academic initiatives and development goals to better serve campus and meet the needs of students.

As vice provost for diversity, Robinson established a number of programs focused on making the U of A more accessible for Arkansas students. These include the College Access Initiative, a college readiness outreach program serving underrepresented students and under-resourced schools statewide, as well as the ACT Academy, designed to help students prepare for college entrance exams and academic success. Robinson also led the creation of Razorback Bridge Outreach, a student recruitment, scholarship and retention program reaching underrepresented students.

As vice chancellor for Student Affairs, Robinson pioneered a major restructuring of the Division of Student Affairs, better positioning the unit to focus on student success. Robinson led the main capital campaign initiative for Advance Arkansas - a \$10 million scholarship effort for first-generation, low-income Arkansans. Additionally, he fostered the creation of the first summer bridge program at the university and established a new line of residential student scholarships aimed at supporting Arkansas students living in campus housing.

Under his leadership, the university constructed Adohi Hall, a \$79 million campus project that is the only residence hall in the United States to use cross-laminated timber, a construction process that reduces environmental impact. Robinson also oversaw a \$22 million expansion of Pat Walker Health Center and led strategic planning for the university's Student Success Center, a 71,000 square foot facility focused on increasing access to services on campus for all students. Each innovation has helped to better position the university to serve students during a time of record enrollment.

Robinson's research and teaching focuses on southern history and race relations, African American studies, sexuality in history and Civil Rights, among other topics. He has earned many awards for his teaching, including the Fulbright College Master Teacher Award, Arkansas Student Alumni Board Teacher of the Year, and an induction into the university's Teaching Academy.

Robinson holds a bachelor's degree in history from the University of Houston, a master's degree in history from Rice University, and a doctorate in history from the University of Houston. He has authored numerous books, including *Remembrances in Black: Personal Perspectives of the African American Experience at the University of Arkansas*, *Dangerous Liaisons: Sex and Love in the Segregated South and Forsaking All Others: A True Story of Interracial Sex and Revenge in the 1880s South*.

PAUL ADAMS Faculty Athletics Representative



Dr. Paul Adams, professor of biochemistry in the Department of Chemistry and Biochemistry and faculty member in the U of A's interdisciplinary cellular and molecular biology program, earned a B.S. in biochemistry from Louisiana State University and a Ph.D. in biophysical chemistry from Case Western Reserve University.

Adams' research and scholarly activities have garnered federal funding from the National Institutes of Health, the National Science Foundation, as well as from state agencies such as the Arkansas Biosciences Institute, the Arkansas Science and Technology Authority and the Winthrop P. Rockefeller Foundation at the University of Arkansas for Medical Sciences.

He has directed the research projects of over 70 honors, undergraduate, graduate and postdoctoral students in his laboratory at the university and has mentored many other students since arriving to the U of A.

Honors and awards Adams has recently received include: the William and Wilma Haines Distinguished Lecturer in Biochemistry, Wabash College, Crawfordsville, Ind. (2017); the Distinguished Faculty Award from The Honors College (2017); Top 10 Most Outstanding Faculty Member, U of A Student Government and Student Alumni Associations (2018); Faculty Researcher National Role Model, National Minority Access Inc. (2019); Lifetime Achievement Award, Northwest Arkansas Martin Luther King Jr. Council (2020).

Adams' most recent accomplishment came in the form of an election to the Executive Board of Directors of the National Organization for the Professional Advancement of Black Chemists and Chemical Engineers in the summer of 2020.

Since 2017, Adams has served as principal investigator of an NSF grant that funded the U of A's Honors College Path Program, which recruits talented high school students from underrepresented populations to help them thrive and succeed at the university.

In December 2019, Adams was selected as a member of the first cohort of the UARK Leaders Program, a program offered through the Office of the Provost, the Office of Human Resources and Walton College of Business Executive Education. This new leadership development program was launched to support the professional growth of influential and up-and-coming university leaders while enhancing collaboration and innovation on campus.



The University of Arkansas System Board of Trustees serves as the institution's governing body. The board is comprised of 10 trustees representing each of the state's four congressional districts. The president is the chief executive officer of the University of Arkansas System and reports to the Board of Trustees. Each campus has a chancellor as its chief executive officer, reporting directly to the president.



DONALD R. BOBBITT
System President



CHARLES ROBINSON
Interim Chancellor



C.C. "CLIFF" GIBSON III
Chariman
Monticello (2023)



MORRILL HARRIMAN
Vice Chairman
Little Rock (2024)



TED DICKEY
Secretary
Stuttgart/
Little Rock (2030)



KELLY EICHLER
Asistant Secretary
Little Rock (2026)



TOMMY BOYER
Secretary
Fayetteville (2027)



SHEFFIELD NELSON
Little Rock (2025)



STEVE COX
Jonesboro (2028)



ED FRYAR, PH.D.
Rogers (2029)



JEREMY WILSON
Bentonville (2031)



COL. NATHANIEL TODD
Pine Bluff (2032)



UNIVERSITY OF ARKANSAS CAMPUS LEADERSHIP FAYETTEVILLE EXECUTIVE COMMITTEE

Charles F. Robinson Interim Chancellor
Ann Bordelon..... Vice Chancellor for Finance and Administration
John R. English Vice Chancellor Research & Innovation
Melissa Harwood-Rom..... Interim Vice Chancellor for Student Affairs
Laura Jacobs Chief of Staff
Bill Kincaid..... Managing Associate General Counsel
Mike Malone..... Vice Chancellor for Economic Development

Terry Martin..... Interim Provost and Vice Chancellor for Academic Affairs
Randy Massanelli..... Vice Chancellor for Governmental & Community Relations
Yvette Murphy-Erby Vice Chancellor for Diversity & Inclusion
Kim LaScola Needy..... Dean, College of Engineering
Marcia Overby Associate Vice Chancellor for Administration
Mark Power Vice Chancellor for Advancement
Hunter Yurachek..... Vice Chancellor for Intercollegiate Athletics



HUNTER YURACHEK VICE CHANCELLOR/ DIRECTOR OF ATHLETICS

In his fifth full year as vice chancellor and director of athletics at the University of Arkansas, Hunter Yurachek has solidified the Razorbacks as one of the nation's elite intercollegiate athletics programs while leading it to unprecedented success along the way. Since being announced as vice chancellor and director of athletics on Dec. 4, 2017, Yurachek has worked tirelessly to foster athletics success in all 19 sports, restore the tradition of a storied program and most importantly enhance the student-athlete experience for 465 student-athletes.

Guided by the program's mission of building Champions and Razorbacks for Life, Yurachek has implemented a program wide strategic plan that focuses on fostering student-athlete success. Thanks to the dedicated efforts of Razorback student-athletes, coaches, administrators, Razorback Foundation members and fans, results are being realized on and off the field.

After recording a program record student-athlete GPA and posting a second-consecutive program-best finish in the Learfield Directors' Cup in 2021-22, the University of Arkansas and its vice chancellor and director of athletics are being nationally recognized for those accomplishments. Yurachek was selected as a 2021-22 Football Bowl Subdivision Cushman & Wakefield Athletics Director of the Year by his peers. He was also a finalist for the Sports Business Journal 2022 Athletics Director of the Year.

In the 2021-22 academic year, Arkansas recorded the most successful collective year in the program's history, finishing seventh in the Learfield Directors' Cup. The Razorbacks finished first among programs with 19 or fewer sports, second among SEC schools and earned only its second top-10 Directors' Cup finish, following a then-record eighth place finish in 2020-21. Despite sponsoring only 19 sport programs, Arkansas earned a total of nine top-10 NCAA finishes and 12 top-20 NCAA finishes.

Arkansas continued its championship momentum, winning eight Southeastern Conference championships (men's and women's cross country, soccer, men's and women's indoor track and field, men's outdoor track and field, softball regular season, softball tournament) and winning a New Year's Day bowl game in football for the first time since 2000. In the past two years alone, Arkansas has won 18 SEC regular season or tournament crowns. In addition, the Razorbacks advanced to the College World Series, the Elite Eight in men's basketball and women's soccer, and the NCAA Golf Championships in both men's and women's golf.

In the classroom, Razorback student-athletes earned a program-record 3.27 GPA in the spring semester and a total of 97 Razorback student-athletes earned their degrees and added their names to Senior Walk in the 2021-22 academic year.

In 2020-21, Razorback Athletics turned in one of the most successful years in school history, including a then program-best eighth place finish in the 2020-21 Learfield IMG Directors' Cup. Arkansas' previous best finish, prior to 2020-21, was 14th in the competition that tracks the nation's most successful intercollegiate athletics programs.

The Razorbacks won another NCAA title (Women's Indoor Track & Field), earned eight Top-10 NCAA finishes and a remarkable 10 Southeastern Conference regular season and tournament championships, including SEC triple crown sweeps in both men's and women's cross country & track and field, a second-straight soccer regular season crown, the program's first softball regular season title and a baseball

regular season and tournament championship. Arkansas' championship total led the league and doubled the next closest SEC program.

Meanwhile, Razorback student-athletes combined for a 3.25 GPA and 104 student-athletes graduated from the University of Arkansas. A multi-million-dollar renovation of the Randal Tyson Track Center was completed, while brand new facilities, including the \$27 million J.B. and Johnelle Hunt Family Baseball Development Center and the \$15 million Frank O'Mara Track and Field High Performance Center were constructed.

Yurachek's leadership is also making a difference within Arkansas, the SEC and throughout intercollegiate athletics. Arkansas Governor Asa Hutchinson named Yurachek to the Governor's Economic Recovery Task Force, to help guide state reopening in the wake of COVID-19. In April 2021, Yurachek was named to the NCAA Football Oversight Committee, after previously serving on the NCAA Football Competition Committee.

While 2020-21 was the culmination, the program's trend of success under Yurachek's leadership was taking shape in previous years. Even in an abbreviated 2019-20 competition schedule, Razorback Athletics built an impressive resume, including winning its first NCAA championship in women's cross country and its first SEC title in soccer. In addition, the Razorbacks earned SEC championships in women's cross country and men's and women's indoor track and field. Razorback student-athletes followed suit in the classroom, earning a 3.24 cumulative GPA with 107 student-athletes adding their names to Senior Walk as University of Arkansas graduates.

Razorback Athletics was also at the forefront of several key initiatives in 2019-20. In October, Nolan Richardson Court was dedicated at Bud Walton Arena. The Eddie Sutton Men's Basketball Practice Gymnasium was created at the Basketball Performance Center.

In 2018-19, Arkansas finished No. 23 in the Learfield IMG College Directors' Cup, including finishing first among programs with 19 or fewer teams. Arkansas captured two NCAA team championships (women's indoor and outdoor track & field), four SEC team championships (women's cross country, women's indoor and outdoor track & field, men's golf) and four SEC team runner-up finishes (soccer, men's cross country, men's indoor track & field and women's basketball).

In addition, the Razorback Baseball team won a share of the SEC Western Division title and advanced to its sec-

ond straight College World Series. A total of 14 programs were nationally ranked during 2018-19, including five in the top 10. Arkansas had four NCAA individual and 22 SEC individual champions.

Razorback student-athletes continued to achieve at a high level in the classroom, posting a cumulative GPA of 3.24. The program graduated 98% of student-athletes who exhausted their athletic eligibility.

In 2018-19, Arkansas hosted its first NCAA Men's and Women's Golf Championships at Blessings Golf Club. In addition, Arkansas was home to the 2019 SEC Indoor and Outdoor Track & Field Championships as well as both an NCAA Baseball Regional and Super Regional at Baum-Walker Stadium.

Yurachek launched several initiatives to further engage Arkansas and Razorback fans around the world. In August 2018, as part of the One Razorback campaign, the inaugural One Hog Call event was held in Fayetteville, Little Rock and around the globe. Razorback fans from more than 16 countries and 40 states participated in a simultaneous Hog Call.

Yurachek's first full year in Fayetteville saw tremendous success. Arkansas tied a program record with a No. 16 finish in the 2017-18 Learfield Sports Directors Cup, and first in the nation among schools with 19 or fewer sports.

In 2017-18, Arkansas captured four SEC championships (men's and women's cross country, women's indoor track, women's golf), including the school's first SEC crown in women's golf. The Razorbacks earned three top-five national finishes including national championship runner-up finishes at the 2018 NCAA Women's Indoor Track and Field Championships and the 2018 College World Series. Four Arkansas student-athletes earned individual national championships.

In the 2018 spring semester, Razorback student-athletes earned a record-tying 3.25 GPA and 282 student-athletes secured a spot on the department honor roll. Nearly 125 Razorback student-athletes added their name to Senior Walk as graduates of the University of Arkansas.

Yurachek came to Arkansas from the University of Houston where he served as the vice president for athletics. Prior to Houston, Yurachek served as Director of Athletics at Coastal Carolina University, where Coastal won 29 Big South Confer-





ence championships. Yurachek was named Under Armour FCS Athletic Director of the Year in 2014. He has also worked at the University of Akron, the University of Virginia, Western Carolina University, Vanderbilt University and Wake Forest University.

In Yurachek's first two years at Houston, the Cougars' sport programs eclipsed 225 points in the Learfield Directors' Cup in back-to-back years for the first time in department history, securing top-three finishes in The American Athletic Conference both years. The Cougars improved to second in 2016-17 after finishing third in 2015-16. Houston's programs combined for a league-leading five American Conference team championships and 22 American Conference individual titles.

The success was not limited to the field of play, however, as UH student-athletes opened the fall semester with a record 96 student-athletes on the Dean's List. That record was short lived as 109 student-athletes earned Dean's List honors in the spring semester. Houston student-athletes combined for the highest spring GPA (2.95), highest cumulative GPA following a spring semester (2.93) and the highest average hours passed in a spring semester (14.1) in department history.

The 2016-17 year also saw the continuation of an aggressive facilities plan as construction began on the \$60 million renovation of the Fertitta Center, the football indoor practice facility and a baseball player development center and clubhouse with more than \$85 million of projects all privately funded.

In his first year in the role, Houston recorded its highest finish in the Learfield Directors' Cup since 1999-2000 and its second-highest finish in school history with 296.5 points to finish 73rd nationally. The 2015-16 academic year saw the Houston Football program capture The American Athletic Conference Championship and a Chick-fil-A Peach Bowl win over Florida State, the Houston Men's Track & Field program win The American Indoor and Outdoor Championships and the Houston Women's Golf program claim an American Championship in only its second year with a full team. In addition, the Men's Basketball program returned to the NCAA postseason for the 29th time in program history and the Men's Golf program advanced to the NCAA Championships for the third straight year.

All of the athletic achievements occurred while UH student-athletes recorded the second-best fall GPA, 2.91, and second-best spring GPA, 2.87, in athletic department history while placing a record 88 student-athletes on the University's Dean's Honor List in the spring.

Yurachek led the Houston Athletics fundraising charge with a record amount \$5.2 million in private donations to the Athletics general scholarship fund in the 2014-15 fiscal year. Focused on improving the student-athlete experience, Yurachek also led a department that unveiled the completed Guy V. Lewis Development Center for the Houston Men's and Women's Basketball programs, Carolyn and Ron Yokubaitis Field at Carl Lewis International Track & Field Complex, one of the nation's largest collegiate baseball video boards, a renovated Houston Football locker room and a short game facility for the Houston Men's and Women's Golf programs.

Named by Chancellor Dr. Renu Khator as Chair for a campus-wide steering committee established to oversee the grand opening events for the \$128 million TDECU Stadium, Yurachek assisted in the cultivation, solicitation and securing of a 10-year, \$15 million-naming rights agreement for TDECU Stadium with the per year value ranking in the top 10 nationally for collegiate venue naming rights agreements.

Yurachek was instrumental in the national search and hiring of football and men and women's basketball head coaches (Tom Herman, Kelvin Sampson, Ronald Hughey) while overseeing the development and implementation of a \$500,000 remodeling project to the men and women's basketball locker rooms.

He served as liaison with an architectural design firm on the plans for the \$25-million Guy V. Lewis Development Center as well as overseeing the development and implementation of a \$500,000 facility enhancement to the Athletics/Alumni Center, including the addition of Cougar Cafe, a student-athlete nutrition center.

Yurachek came to Houston after serving four years as Director of Athletics at Coastal Carolina University where he oversaw a department featuring 18 men's and women's NCAA Division I sport programs. A testament of his vision, Yurachek was named the 2014 Under Armour FCS Athletic Director of the Year in May of 2014.

Under Yurachek's leadership, the Chanticleers won a total of 29 Big South Championships (both regular season and tournament championships), made 30 NCAA appearances and finished a program-best 79th in the 2012-13 Learfield Director's Cup.

During Yurachek's time of leadership, Coastal hosted an NCAA Baseball Regional; NCAA Baseball Super Regional; NCAA Division I Football championship contests in 2010 and '13; and NCAA Men's Soccer Championship matches in 2011, '12 and '13, as well as winning a competitive bid to host the VisitMyrtleBeach.com Men's and Women's Big South Basketball Champi-

onships in 2013, 2014 and 2015, sponsored by the Myrtle Beach Area Chamber of Commerce.

Coastal Carolina student-athletes posted a 3.028 grade point average (GPA) for the fall 2013 semester and saw its overall GPA rise from 3.053 to 3.108. Of the 434 student-athletes, 253 - or 58.3 percent - posted a GPA between 4.0 and 3.0, including 28 who earned President's List (4.0 GPA for the semester) and an additional 117 who earned Dean's List recognition.

In addition, during Yurachek's tenure Coastal Carolina student-athletes earned:

- 363 All-Big South honors
- 31 All-Big South Player of the Year honors along with 13 Big South Freshman of the Year honors
- 28 All-America honors
- 11 Big South Scholar-Athlete of the Year honors in their respective sports
- 5 Academic All-America honors
- 4 national postgraduate scholarships
- 3 Big South Conference Christenberry Awards for Academic Excellence

With all the success, the Coastal Carolina department operated within a balanced budget during Yurachek's tenure, thanks to his zero-budget initiative and the unprecedented revenues generated since his arrival with his restructuring of the external relations department. In his first year, the department revenue was at \$560,000, including \$316,000 in ticket sales and sponsorships at \$250,000. After the 2012-13 year, revenue came in at \$1.4 million, thanks to \$549,000 in ticket sales and \$600,000 in sponsorships.

Since 2010, the Department of Athletics added women's lacrosse; launched Champions for Life, a life skills enhancement program for student-athletes; signed a five-year \$1.1 million contract with an athletic apparel provider; established the Letterwinners Association; successfully completed NCAA Cycle 3 Recertification; and has been featured on the front page of the sports section of USA Today with the headline reading "Coastal Carolina Piles up Sports Success."

Also, during Yurachek's tenure, several major projects that supported intercollegiate athletics totaling more than \$250 million were included in the University's ongoing capital improvements across the campus.

Prior to his appointment at Coastal Carolina University, Yurachek was executive senior associate athletics director at the University of Akron. He led and managed the Zips' external relations unit, which included marketing and promotions, media relations, ticket operations, development (Z-Fund), video operations and merchandising. In addition, he was the sport administrator for men's basketball, men's golf and women's golf and worked closely with the football program.

Yurachek has also held various athletics administration leadership positions at the University of Virginia, Western Carolina University, Vanderbilt University and Wake Forest University.

He earned his bachelor's degree in business management at Guilford College in 1990, where he was a four-year letter winner in basketball. He earned his master's degree in sports administration from the University of Richmond in 1994.

Born in Richmond, Va., and raised in Charlotte, N.C., Yurachek, and his wife Jennifer have three sons: Ryan, Jake and Brooks. Ryan is a former Marshall University football student-athlete, was a member of the Oakland Raiders in 2018 and is currently an assistant football coach at Austin Peay. He is married to the former Morgan Peruzzi. Jake is a former football student-athlete at the University of Arkansas and now works within intercollegiate athletics at SMU. Brooks is a senior at Fayetteville High School and is a member of the football and boys' basketball teams.



FOREIGN



TOUR 2022

2022-23

SCHEDULE



ARKANSAS