



2022-23 TROY TROJANS MEN'S BASKETBALL



#TAKETHESTAIRS | #ONETROY

2022-23 SCHEDULE

Overall: 6-1 | Sun Belt: -- | Non-Conference: 6-1
Home: 3-0 | Road: 2-0 | Neutral: 1-1

Date	Opponent	Time/Result
Nov. 7	Montevallo	W, 87-67
Nov. 10	MUW	W, 96-42
Nov. 14	Florida State	W, 79-72
Nov. 17	!Merrimack	W, 73-54
Nov. 18	!St. Thomas	L, 78-76
Nov. 19	!Montana	W, 73-62
Nov. 22	Southern-New Orleans	W, 118-61
Nov. 28	Arkansas	7 p.m.
Dec. 3	SIU-Edwardsville	2 p.m.
Dec. 5	San Diego State	5 p.m.
Dec. 10	Tennessee Tech	4:30 p.m.
Dec. 17	Southeast Louisiana	1 p.m.
Dec. 21	Mercer	6 p.m.
Dec. 29	*Southern Miss	7 p.m.
Dec. 31	*Texas State	4 p.m.
Jan. 5	*Old Dominion	6 p.m.
Jan. 7	*Arkansas State	4 p.m.
Jan. 12	*Georgia State	6 p.m.
Jan. 14	*App State	4 p.m.
Jan. 19	*James Madison	6 p.m.
Jan. 21	*ULM	4 p.m.
Jan. 26	*Louisiana	7 p.m.
Jan. 28	*South Alabama	3 p.m.
Feb. 2	*Southern Miss	6 p.m.
Feb. 4	*Texas State	4 p.m.
Feb. 9	*South Alabama	7:15 p.m.
Feb. 11	*Louisiana	4 p.m.
Feb. 16	*Arkansas State	7:30 p.m.
Feb. 18	*Marshall	6 p.m.
Feb. 22	*ULM	6:30 p.m.
Feb. 24	*Coastal Carolina	6 p.m.
Feb. 28	\$Sun Belt Tournament	TBD

Home Games are in **BOLD**
* - Sun Belt Conference Game
! - UMontana Tournament (Missoula, Mont.)
\$ - Sun Belt Tournament

GAME INFORMATION



Overall: 6-1
SBC: --

TROY vs. No. 9 Arkansas
Troy, Ala. - Trojan Arena
SEC Network | Troy Sports Radio Network | troystats.com
Monday, November 28 at 7 P.M.



Overall: 5-1
SEC: --

SERIES HISTORY
Arkansas leads series 4-1

BY THE NUMBERS

02

Troy's season continues to be off to an amazing start at the Trojans are 6-1 through the opening three weeks. This marks the best start to a season since 2002-03 when Troy started 6-1 before its second loss.

63

In Troy's most recent win over Southern-New Orleans, the Trojans shot their best percentage in Cross's tenure. From the field, Troy shot 63 percent, marking the first time since Delaware State on No. 27, 2017 that Troy shot above 60 percent.

13

Nelson Phillips made history in the 118-61 win over SUNO with 13 steals in 27 minutes. This stats marks the most steals in Troy program history and ties the NCAA record set by Daron Blaylock in 1987 and 1988.

17

Troy has been prolific on the offense end through the opening seven games. With its most recent 118-point performance, Troy averages 86 points to rank 17th in the nation.

114

The Trojans recorded 30 assists in the victory over SUNO to boost their average to 16.29, ranking third in the SBC. However, with 114 assists through seven games, Troy ranks first in the conference in total assists.

10

Nov. 14 marked the first time in a decade that the Troy Trojans took down a power-five opponent. For the first time since 2012 against Mississippi State, Troy took down Florida State, 79-72.

QUICK HITTERS

• The Trojans are off to their best start since the 2002-03 season at 6-1. In 2002-03, Troy defeated Arkansas for its fourth win of the season, 74-66.

• In the five meetings between Arkansas and Troy, the average margin of victory is 22.6.

• Monday marks the first time Troy has battled a ranked opponent since Texas A&M in the 2020-21 season, where the Trojans fell 80-46.

• Troy has already conquered a power-five opponent this season with a 79-72 victory over Florida State – a win on Monday would mark the first time in D-I program history that Troy won two games over a power-five in one season.

• Phillips is coming off one of the greatest performances in Troy program history as the Georgia State transfer was two rebounds and assists from Troy's first-ever quadruple-double.

• Troy became one of four SBC teams to take down a power-five opponent this season in Southern Miss (Vanderbilt), App State (Louisville) and Texas St. (Cal)

SUN BELT STANDINGS

	SBC	Overall
Southern Miss	--	6-0
James Madison	--	6-1
Troy	--	6-1
Louisiana	--	5-1
Marshall	--	5-1
Appalachian State	--	5-2
Georgia State	--	4-2
Texas State	--	4-2
Coastal Carolina	--	3-2
Georgia Southern	--	4-3
Old Dominion	--	4-3
Arkansas State	--	3-3
South Alabama	--	2-4
ULM	--	2-5

#TAKETheSTAIRS | GAME EIGHT VS ARKANSAS | @TROYTROJANSMBB



2022-23 ROSTER

0	Kieffer Punter	G	6-5	175	Sr.	Bronx, N.Y./Tyler JC
1	Darius McNeill	G	6-3	185	Sr.	Houston, Texas/UTSA
2	Aamer Muhammad	G	6-1	195	Jr.	Rio Rancho, N.M./Cleveland HS
3	Duke Miles	G	6-2	175	So.	Montgomery, Ala./Robert E Lee HS
4	Andre Young	G	5-11	160	Fr.	Mableton, Ga./Pebblebrook HS
5	Christyon Eugene	G	6-3	210	Jr.	Spring, Texas/Eastern Florida State
10	Zay Williams	F	6-9	210	Sr.	Birmingham, Ala./Parker HS
11	Nelson Phillips	G	6-3	190	R-Sr.	Warner Robins, Ga./ Georgia State
12	Kirk Cole	G	6-2	160	So.	Yukon, Okla./Southwest Covenant School
13	Randi Ovalle	F	6-7	210	Fr.	Santiago, Dom. Rep./Success Unlimited Acad.
15	Jackson Fields	F	6-8	210	Fr.	Missouri City, Texas/Lawrence E. Elkins HS
21	Nate Tshimanga	F	6-10	230	So.	Montreal, Quebec/Our Savior Lutheran
30	Christian Turner	F	6-7	220	So.	Grand Prairie, Texas/ South Grand Prairie HS
32	Lydell Geffrard	F	6-8	245	Sr.	New York, N.Y./Three Rivers College
33	DJ Jamerson	F	6-7	190	Fr.	Montgomery, Ala./Montgomery Catholic
34	DJ Roberts	G	6-1	160	So.	Monroeville, Ala./Oakman HS
35	Remy Graham	G	6-5	180	Fr.	Santa Rosa Beach, Fla./South Walton HS
55	Kameryn Mitchell	G	6-4	185	Fr.	Dothan, Ala./Houston Academy

PRONUNCIATION GUIDE

Kieffer Punter: KEE-fer

Aamer Muhammad: ah-MEER ma-HOMM-ed

Christyon Eugene: Christian yoo-JEEN

Randy Ovalle: oh-VOLLEY

Nate Tshimanga: shi-MAN-ga

Lydell Geffrard: lye-DELL GHEFF-rahrd

DJ Jamerson: JAY-mur-SON

Remy Graham: REM-ee

Kamryn Mitchell: CAM-run

ROSTER BY STATE

Alabama (5): Miles, Roberts, Williams, Mitchell, Jamerson

Texas (4): Eugene, Turner, McNeill, Fields

International (2): Tshimanga (Canada), Ovalle (Dominican Republic)

New York (2): Geffrard, Punter

Florida (1): Graham

Oklahoma (1): Cole

Georgia (2): Young, Phillips

New Mexico (1): Muhammad

STAFF INFORMATION

Head Coach: Scott Cross | Fourth Year | UT Arlington '98

Assistant Coach: Kenneth Mangrum | Fourth Year | North Texas '02

Assistant Coach: Bryon Jones | Third Year | Central Oklahoma '93

Assistant Coach: Mike Worley | Ninth Year | Denver '95

Director of Basketball Ops: Trent Patterson | Fifth Year | Troy '18

Director of Player Personnel: Brandon Gilbert | Third Year | North Texas '00

Head Trainer: Hannah Arndt | First Year | Troy '14

Head Strength Coach: Chris Johnson | Seventh Year | Salisbury '12

MBB SID: Robert Stevens | Second Year | Utica College '21

Head Student Managers: Tanner Patterson, Marquel Bryant

2022-23 RADIO AFFILIATES

Crestview, Fla. - WAAZ-FM 104.7

Enterprise - WVVL-FM 101.1

Montgomery - WTXK-FM 107.5

Montgomery - WTXK-AM 1210

Troy - WTBF-FM 94.7

Tuskegee/Tallassee - WACQ-FM 101.1

Tuskegee/Tallassee - WACQ-AM 580

ROSTER BY CLASS (Extra Year of Covid Eligibility)

Freshmen (4): Young, Ovalle, Fields, Graham, Mitchell, Jamerson

Sophomores (5): Cole, Miles, Roberts, Tshimanga, Turner

Juniors (2): Eugene, Muhammad

Seniors (4): Geffrard, Williams, McNeill, Phillips, Punter



LAST FIVE MEETINGS

Date	Location	Result
12/10/96	Fayetteville, Ark.	L, 137-70
12/03/02	Fayetteville, Ark.	W, 74-66
11/21/04	San Juan	L, 55-63
12/04/10	Fayetteville, Ark.	L, 60-75
12/16/17	Little Rock, Ark.	L, 63-78

LAST GAME RECAP & BOX SCORE

SUNO at Troy
 11/23/22 Trojan Arena, Troy, Ala.
 2022-23 Men's Basketball

Game Time: 6:02 PM
 Game Duration: 1:51
 Attendance: 2,130

Officials: Lucas Santos, Arthur Vaulk, Errol Lewis

SUNO - 61 Record: 0-1

NO.	Name	Min	FG		3P		FT		Rebounds		Fouls		TP	AS	TO	ST	Blocks		+/-	
			M/A	M/A	M/A	M/A	OR	DR	TOT	PF	FD	BS					BA			
0	Devin Daniels	G 33:44	2-10	1-4	2-2	1-5	6-3	3-3	7-0	3-0	3-0	3-1	-40							
1	Isaiah Sanders	G 17:30	2-5	2-2	0-0	0-0	0-0	2-1	6-1	5-1	0-1	0-1	-44							
2	Ron James	G 21:43	1-3	0-0	0-0	2-2	4-3	0-0	2-0	3-0	0-0	0-0	-41							
5	Chaun Moore	G 29:36	4-12	0-3	3-4	2-5	7-0	2-11	0-4	1-0	1-0	-12								
11	Domonique Perry	G 09:11	1-2	0-0	0-0	1-1	2-1	0-0	2-0	1-2	0-1	-12								
4	Bryce Brown	31:16	4-10	1-3	1-2	2-5	7-1	1-10	4-8	1-1	0-0	-32								
24	Raheem Kone	26:13	2-6	1-2	0-0	1-1	2-5	0-5	1-3	1-1	0-0	-31								
3	Brock Brown	24:57	7-9	1-1	3-6	0-2	2-1	3-18	4-6	1-0	1-1	-18								
14	Jeremiah Simon	04:47	0-0	0-0	0-0	0-0	0-0	0-0	0-0	0-0	0-0	-9								
20	Fredrell Jenkins	01:03	0-1	0-0	0-0	1-0	1-0	0-0	0-0	0-0	0-0	0								
Team																				
Totals	29-58		6-15	9-14	12-22	34	16	10	61	10	33	7	4	4	-57					

Shooting By Period

1st FG%	11-26	42.3%
3PT%	3-6	50.0%
FT%	5-8	62.5%
2nd FG%	12-32	37.5%
3PT%	3-9	33.3%
FT%	4-6	66.7%
GM FG%	23-58	39.7%
3PT%	6-15	40.0%
FT%	9-14	64.3%

Dead Ball Rebounds: 0, 0

Troy - 118 Record: 6-1

NO.	Name	Min	FG		3P		FT		Rebounds		Fouls		TP	AS	TO	ST	Blocks		+/-	
			M/A	M/A	M/A	M/A	OR	DR	TOT	PF	FD	BS					BA			
10	Zay Williams	F 17:59	5-6	0-0	0-5	3-4	7-0	3-3	10-4	0-3	0-0	0-0	47							
30	Christian Turner	F 16:43	1-1	0-0	2-2	0-1	1-0	1-1	4-0	1-2	3-0	32								
0	Kieffer Punter	G 14:06	0-2	0-1	0-0	1-0	1-2	1-1	0-2	3-0	0-0	15								
2	Aamer Muhammad	G 18:40	4-6	2-4	2-4	0-1	1-1	1-2	12-2	1-0	0-0	35								
11	Nelson Phillips	G 27:09	6-13	3-7	3-6	4-4	8-1	3-22	8-1	13-0	1-1	61								
3	Duke Miles	22:49	7-15	5-8	3-5	2-4	2-4	2-4	3-2	2-0	3-20	34								
5	Christyon Eugene	25:41	9-12	3-6	0-0	0-3	3-1	0-21	6-2	0-0	0-0	34								
21	Nate Tshimanga	13:30	5-7	1-1	0-2	1-5	6-1	2-11	3-0	1-0	0-0	12								
32	Lydell Geffrard	11:50	2-4	0-2	0-0	0-1	1-0	0-4	1-1	0-0	0-1	19								
15	Jackson Fields	16:11	1-1	1-1	0-0	0-5	5-1	0-3	1-1	1-1	1-1	19								
12	Kirk Cole	07:57	2-4	0-0	0-0	0-0	0-0	0-0	4-0	0-0	0-0	3								
35	Remy Graham	03:47	2-2	1-1	0-0	1-0	1-1	1-0	5-0	0-0	0-0	3								
55	Kameryn Mitchell	03:47	0-0	0-0	0-0	0-1	1-1	0-0	0-0	1-0	0-0	5								
Team																				
Totals	46-73		16-31	10-24	13-28	41	10	16	118	30	13	22	4	4	57					

Shooting By Period

1st FG%	26-37	70.3%
3PT%	13-21	61.9%
FT%	1-5	20%
2nd FG%	20-36	55.6%
3PT%	3-10	30.0%
FT%	9-19	47.4%
GM FG%	46-73	63.0%
3PT%	16-31	51.6%
FT%	10-24	41.7%

Dead Ball Rebounds: 6, 0

	SUNO	Troy
Biggest lead	0 (1 st 20:00)	57 (2 nd 0:38)
Best Scoring Run	9 (2 nd 14:09)	16 (1 st 4:02)
Lead Changes	0	
Times Tied	0	
Time with Lead	00:00	39:46

Points from	SUNO	Troy
Turnovers	12	52
Paint	28	54
Second Chance	13	15
Fast Breaks	17	31
Bench	33	70

Period by Period Scoring	SUNO	Troy
1st	30	31
2nd	31	61
Troy	66	52

21-22 STATISTICAL COMPARISON



CATEGORY	Troy	Arkansas
Overall Record	6-1	5-1
Conf. Record	--	--
Streak	W2	W1
Scoring	86.0	77.7
Scoring Defense	62.3	63.3
Scoring Margin	+23.7	+14.3
Field Goal Pct	.478	.473
Field Goal Pct Defense	.406	.405
3-Pt FG per Game	9.0	5.3
3-Pt Field Goal Pct	.362	.299
3-Pt Field Goal Pct Defense	.318	.255
Free Throw Pct	.673	.692
Rebounds per game	39.3	36.5
Opp. Rebounds per game	30.4	31.5
Rebounding Margin	+8.9	+5.0
Assists	114	87
Assists per game	16.3	14.5
Turnovers	81	85
Turnovers per game	11.6	14.2
Opp. turnovers per game	19.4	19.7
Turnover margin	+7.8	+5.5
Assist/Turnover Ratio	1.4	1.0
Steals	80	65
Steals per game	11.4	10.8
Blocks	20	23
Blocks per game	2.9	3.8

TROY, Ala. – The night belonged to Nelson Phillips as he tied the NCAA record of 13 steals in a game to collect the 118-61 victory for Troy over Southern New-Orleans on Tuesday night in Trojan Arena.

With the 118-point performance, the Trojans continue their best start since the 2002-03 season at 6-1 while advancing to 4-0 against first-time opponents this season.

Phillips had a night to remember, breaking the Troy single-game record for steals and tying the NCAA record set by Daron "Mookie" Blaylock in 1987 and 1988 with 13 in 27 minutes. The newcomer was also two rebounds and assists away from a quadruple-double with 22 points, 13 steals, eight rebounds and eight assists.

Duke Miles (22) and Christyon Eugene (21) came off the bench for an offensive explosion as both players combined for 43 points on 16-of-27 shooting.

The Knights (2-6) fall in their sixth straight game despite 18 points from Brock Brown off the bench. Chaun Moore and Bryce Brown also produced double figures in the loss.

Early Thanksgiving Feast
 Troy's road to victory started in the first 15 seconds when Zay Williams knocked down a deep two-point shot to take the early 2-0 lead and never looked back.

The Trojans immediately went on an 18-2 run in the opening 4:18 off points from Williams, Phillips, Eugene and Nate Tshimanga. Phillips's night looked special early on, as the senior had six steals on that run.

It was a 3-point party for the Trojans from there, as the team managed to make 13 3-pointers in the first half. Among the party were Aamer Muhammad, Jackson Fields, Phillips, Tshimanga and Eugene, as Troy led by 36, 66-30 when the team ended the first half.

SUNO battled back early in the second half, outscoring the Trojans 17-10 in the first eight minutes. With Moore at the free throw line, the Knights trimmed the lead to 29, 76-47, with 12:04 remaining.

When the Trojans needed life, head coach Scott Cross turned to Eugene off the bench, who scored seven of the following 11 points for Troy to reextend the lead to 40, 89-49 at the 11:16 mark.

Phillips cemented his night forever in the Troy record books with four minutes remaining. In 30 seconds, Phillips grabbed his eighth rebound, scored his 19th and 20th point at the charity stripe to put Troy's lead to 50, 103-53, and broke the Troy single-game steal record at 10 off the bad pass from Isaiah Sanders.

The guard's night wasn't over as he continued to rob the SUNO offense with three steals in the final three minutes to tie the NCAA single-game steal record and propel Troy to the 118-61 victory – 13th steal came against Sanders on a lost ball.

Feasting Stats

- Phillips was flawless in the first half, shooting 5-of-5 from the field, 3-of-3 from deep and amassed six steals.
- Troy couldn't have asked for a better first half as the team shot a season-high 70.3 percent from the field for 66 points – converted 13 threes.
- The Trojans scored their 219th 100-point game with 188 points over SUNO – most points since 135 against Toccoa Falls on Nov. 11, 2016.
- For the first time since the Trojans were against Louisiana on Jan. 26, 2019, three players scored 20 or more points (Miles, Phillips, Eugene)
- Remy Graham scored his first career points, ending with five points on a perfect 2-of-2 from the field.



TEAM NOTES

PRESEASON NODS

Senior Zay Williams joined the Preseason All-Sun Belt Third team for the first time in his career. Williams comes off an elite season that saw him average 7.8 points and 6.5 rebounds on a team-high 24.9 minutes. He was also the most efficient 3-point shooter for Troy (min. 10 shots) at 41.5 percent while leading the team in blocks at 17.

REVAMPED REVOLVING DOOR ROSTER

Despite the team having its first 20-win season in five years, the Trojans are hitting the reset with a brand-new roster. Troy lost six key players to the transfer portal and two to graduation. In response, the team has brought in nine new faces, including three transfers (Darius McNeill, Amer Muhammad, Nelson Phillips), three freshmen (Randi O'Valle, Andre Young, Jackson Fields) and three walk-ons (Remy Graham, DJ Jamerson, Kamryn Mitchell).

I WOULD WALK 6,055 MILES AND I WOULD WALK 6,055 MORE

Troy hits the road for some long trips while in nonconference play. The team travels an estimated 6,055 miles between seven venues and nine opponents. The team will travel as far south as Florida State, north as Montana and west as San Diego State.

TEXAS RECRUITING PIPELINE

With head coach Scott Cross being a native of Arlington, Texas, where he formerly coached and played, Troy has opened a direct recruiting pipeline to the second-largest and second-most populated state of Texas. Currently, the Trojans have four players from the state in Christyon Eugene (Spring, Texas), Christian Turner (Grand Prairie, Texas), Darius McNeill (Houston, Texas) and Jackson Fields (Missouri City, Texas).

ADAPTING TO THE NEW TRANSFER PORTAL

The NCAA has reinvented the transfer portal, allowing easier access to players to come and go from programs. As a result, the Trojans lost Sun Belt Newcomer of the Year in Efe Odigie to SMU and Sun Belt Freshman of the Year in Duke Deen to Bradley, among four others. However, Troy adapted quickly with the acquisition of Darius McNeill from UTSA, Nelson Phillips from defending SBC champions Georgia State and Amer Muhammad from Lubbock Christian. Together, they have a combined 125 starts, 16 games with 2+ blocks, 91 with 2+ steals, 54 with 3+ assists, 18 with 20+ points and 106 with 20+ points.

HOME-COURT ADVANTAGE

Last season's historic numbers drew an even more historic crowd in Troy program history and the Sun Belt. Through 13 home games last season, Troy broke the highest average attendance at Trojan Arena with 2,758 per game, which was the most in the Sun Belt Conference. They also brought three of Troy's highest-attended individual games with South Alabama (third – 4,546), Texas State (fifth – 4,438) and Little Rock (sixth – 4,128). This helped the team finish 10-3 at home.

RISING IN THE RECORD BOOKS

Zay Williams has competed as a Trojan for four seasons and is arguably one of the best shot blockers and rebounders in Troy Division-I history. Entering the 2022-23 season, Williams sits fifth all-time in career rebounds at 576 (242 behind Jordon Varnado at first) and tied for seventh all-time in blocks at 81 (70 behind Rob Lewin at first).

SWIPER NO SWIPING

The Troy defense was a menace on the court last season, with the promise of being even peskier this season. In 31 games, the Trojans ranked 53rd nationally and second in the conference with 252 total steals for 7.9 per game.

TROY IS A SUCKER FOR THE HOLIDAY SEASON

Troy's success came straight out of the gate in nonconference play. The best months in terms of record came during the holiday months of November and December. In those two months with Thanksgiving and Christmas, the Trojans feel jolly with victories, going 10-4.

LUCKY NUMBER 70

A big key to Troy's success last year was on the defensive end. Through 31 games, the Trojans limited their opponents to 65.6 points per game. The key number was 70 for Troy. If the team could keep their opponent under 70 points, the Trojans finished 17-5 rather than 3-6 when the opponent had 70 or more.

STRIKE EARLY, STRIKE OFTEN

Troy's ability to put a tally in the win column was largely determined in the first 20 minutes. When the team entered the locker room for halftime with the advantage, Troy would win 93 percent of the time with a 14-1 record. Meanwhile, if Troy found itself down or tied through the opening 20 minutes, the team would struggle, ending 6-10 in that scenario.

OFF TO THE MOUNTAINS

This season, Troy travels to 11 different states outside of Alabama. One of those states is Montana, where the team participates in the UMontana Tournament from Nov. 17-19 with three opponents in Merrimack, St. Thomas and Montana.

FOREIGN TOUR 2022: COSTA RICA

With nine new faces, team chemistry is of the utmost importance heading into the new season. Luckily, the team was due for their foreign tour, which saw them head overseas to Costa Rica for a 10-day excursion. In Costa Rica, the group participated in three games while being brought into the Costa Rican culture through whitewater rafting, zip lining, hiking, ATV riding and trying the local cuisine.

SENIOR STARTING FIVE

The senior night starting lineup looks to already be decided with five seniors on the roster in Darius McNeill, Nelson Phillips, Zay Williams, Lydell Geffrard and Kieffer Punter. Unlike last season, the team gains a veteran presence with all five seniors taking on large roles this season on and off the court.

2022-23 QUICK

TROY QUICK FACTS

Location..... Troy, Ala.
 Founded 1887
 Enrollment 20,000
 Nickname Trojans
 Colors Cardinal (PMS 202), Silver (PMS
 877), and Black
 Conference Sun Belt (SBC)

COACHES & STAFF

Head Coach Scott Cross
 Alma Mater UT-Arlington '90
 Record at Troy (Seasons) 46-52 (3)
 Career Record (Seasons) 269-213 (15)
 Associate Head Coach. Kenneth Mangrum
 Alma Mater North Texas '02
 Assistant Coach Byron Jones
 Alma Mater Central Oklahoma '93
 Assistant Coach Mike Worley
 Alma Mater Denver '95
 Director of Operations Trent Patterson
 Alma Mater Troy '18
 Director of Player Personnel Brandon
 Gilbert
 Alma Mater North Texas '00
 Secretary LeAnn Register
 Strength & Conditioning Chris Johnson
 Basketball Office Phone (334) 670-3685

HISTORY

Seasons of Basketball 73rd in 2022-23
 First Season 1950-51
 All-Time Record 1123-962 (.538)
 First NCAA Division I Season 1993-94
 Seasons 29th in 2022-23
 All-Time Record 433-371 (.538)
 NCAA Tournament Appearances 2
 Record 0-2
 Last (Round) 2017 (First)
 NIT Appearances (Last) 4 (2010)
 CBI Appearances (Last) 2 (2022)
 Reg. Season Conference Titles (Last) ... 11
 (2010)
 Sun Belt Championships (Last) 1 (2017)

TEAM INFORMATION

2021-22 Record 20-12
 Home 10-3
 Away 8-6
 Neutral 2-3
 SBC Record 10-6
 Home 5-4
 Away 5-2
 Finish 4th
 Tournament Semifinals
 Starters Returning/Lost 1/4
 Letterwinners Returning/Lost 9/9
 Newcomers for 2022-23 7



HEAD COACH SCOTT CROSS



CROSS QUICK FACTS

Coaching Experience

25th season
16th as a Head Coach
Fourth at Troy

Hire Date at Troy

March 26, 2019

PERSONAL

Hometown

Arlington, Texas

College Degree B.S., Marketing UT Arlington, 1998

Family

Wife: Jennifer
Sons: Austin, Cody and Tyler

COACHING RESUME

Assistant Coach

UT Arlington, 1998-06
TCU, 2018-19

Head Coach

UT Arlington, 2006-18
Troy, 2019-Pres.

Playing Career

UT Arlington, 1995-98

Conference Coach of the Year 2012 (Southland)
2017 (Sun Belt)

CROSS YEAR- BY-YEAR

Season	School	Record
1998-99	UT Arlington (AC)	10-16
1999-00	UT Arlington (AC)	15-12
2000-01	UT Arlington (AC)	13-15
2001-02	UT Arlington (AC)	12-15
2002-03	UT Arlington (AC)	16-13
2003-04	UT Arlington (AC)	17-12
2004-05	UT Arlington (AC)	13-15
2005-06	UT Arlington (AC)	14-16
2006-07	UT Arlington (HC)	13-17
2007-08	UT Arlington (HC)	21-12
2008-09	UT Arlington (HC)	16-14
2009-10	UT Arlington (HC)	14-14
2010-11	UT Arlington (HC)	13-16
2011-12	UT Arlington (HC)	24-9
2012-13	UT Arlington (HC)	19-14
2013-14	UT Arlington (HC)	15-17
2014-15	UT Arlington (HC)	16-15
2015-16	UT Arlington (HC)	24-11
2016-17	UT Arlington (HC)	27-9
2017-18	UT Arlington (HC)	21-13
2018-19	Texas Christian University (AC)	23-14
2019-20	Troy University (HC)	9-22
2020-21	Troy University (HC)	11-17
2021-22	Troy University (HC)	20-12
2022-23	Troy University (HC)	6-1
At UT Arlington (HC):		223-161
At Troy (HC):		46-52
Career Record (HC):		269-213

6

Head coach Scott Cross has recorded six seasons of 20+ victories. He has also made six all-time postseason appearances as a HC, including an appearance in the 2017 NIT Quarterfinals.

17.5

Head coach Scott Cross has averaged 17.5 victories per season as a head coach. Cross has finished with an above .500 record in nine of his 16 seasons.

2

Head coach Scott Cross is a two-time Coach of the Year selection. Cross was named the Southland Conference Coach of the Year in 2012 and the Sun Belt Conference Coach of the Year in 2017.



GAME-BY-GAME STAT CATEGORY LEADERS

Game	Results	Points	Assists	Rebounds	Blocks	Steals
Montevallo	W, 87-67	D. Miles (18)	D. Miles (4)	N. Tshimanga (9)	K. Punter (3)	N. Phillips (3)
MUW	W, 96-42	N. Phillips (20)	Three Players (3)	Two Players (9)	Z. Williams (4)	Two Players (4)
at Florida State	W, 79-72	A. Muhammad (23)	Two Players (6)	K. Punter (9)	N/A	Two Player (3)
Merrimack	W, 73-54	K. Punter (14)	Four Players (3)	Two Players (7)	K. Punter (1)	Three Players (1)
St. Thomas	L, 78-76	D. Miles (19)	D. Miles (4)	L. Geffrard (7)	N/A	C. Turner (5)
Montana	W, 73-62	N. Phillips (14)	A. Muhammad (5)	Z. Williams (8)	Z. Williams (2)	Two Players (2)
Southern-New Orleans	W, 118, 61	Two-Players (22)	N. Phillips (8)	N. Phillips (8)	C. Turner (3)	N. Phillips (13)
at Arkansas						
at SIU-Edwardsville						
at San Diego State						
Tennessee Tech						
at Southeast Louisiana						
Mercer						
at Southern Miss						
at Texas State						
Old Dominion						
Arkansas State						
at Georgia State						
at App State						
James Madison						
ULM						
at Louisiana						
at South Alabama						
Southern Miss						
Texas State						
South Alabama						
Louisiana						
at Arkansas State						
at Marshall						
at ULM						
Coastal Carolina						

MISCELLANEOUS SUPERLATIVE CATEGORY LEADERS

Games Started			10+ Point Games			3+ Assist Games			2+ Block Games		
Player	22-23	Career	Player	22-23	Career	Player	22-23	Career	Player	22-23	Career
Darius McNeill	-	81	Zay Williams	4	50	Aamer Muhammad	5	30	Zay Williams	2	19
Zay Williams	7	69	Darius McNeill	-	46	Duke Miles	3	25	Aamer Muhammad	-	10
Aamer Muhammad	7	37	Aamer Muhammad	3	40	Darius McNeill	-	25	Nelson Phillips	-	10
Duke Miles	-	25	Nelson Phillips	5	28	Zay Williams	1	14	Darius McNeill	-	3
Kieffer Punter	7	25	Duke Miles	5	20	Christyon Eugene	4	11	Nate Tshimanga	-	2
Nelson Phillips	7	19	Kieffer Punter	3	10	Nelson Phillips	4	8	Kieffer Punter	1	1
Nate Tshimanga	4	15	Christyon Eugene	4	5	Kieffer Punter	3	7	Christian Turner	-	1
Christian Turner	3	5	Nate Tshimanga	2	2	Christian Turner	1	4			
Christyon Eugene	-	1	Christian Turner	-	2	Nate Tshimanga	1	1			
20+ Point Games			Double-Doubles			2+ Steal Games					
Player	22-23	Career	Player	22-23	Career	Player	22-23	Career			
Aamer Muhammad	1	9	Zay Williams	-	10	Darius McNeill	-	35			
Darius McNeill	-	7	Nelson Phillips	1	1	Nelson Phillips	3	31			
Nelson Phillips	2	5				Duke Miles	1	24			
Duke Miles	1	5				Aamer Muhammad	2	20			
Zay Williams	-	3	10+ Rebound Games			Zay Williams	3	10			
Christyon Eugene	2	3	Player	22-23	Career	Christian Turner	2	8			
			Zay Williams	-	13	Christyon Eugene	2	7			
			Aamer Muhammad	-	1	Kieffer Punter	2	6			
						Nate Tshimanga	1	4			
						Jackson Fields	1	1			



LAST TIME IT HAPPENED

THE LAST TIME A TROY TEAM

Scored 140 points	140 vs. Oakwood (11/24/03)
Scored 120 points	135 vs. Toccoa Falls (11/11/16)
Scored 100 points	118 vs. SUNO (11/23/22)
Scored 100 points in back-to-back games	106 vs. Piedmont (11/14/09)
	104 vs. William Carey (11/15/09)
Scored 90 points	96 vs. MUW (11/10/22)
Scored Fewer than 60 points	57 vs. Louisiana (03/06/22)
Scored Fewer than 50 points	45 at Florida (11/28/21)
Won by 30 points	35 (95-60) vs. Fort Valley State (11/6/18)
Won by 40 points	45 (88-43) vs. Carver College (12/12/18)
Won by 50 points	57 (118-61) vs. SUNO (11/23/22)
Made 50 Field Goals	51 vs. Toccoa Falls (11/11/16)
Made 40 Field Goals	46 vs. SUNO (11/23/22)
Shot 65 pct from floor	.700 (41-58) vs. Jacksonville State (1976)
Shot 60 pct from floor	.630 (46-73) vs. SUNO (11/23/22)
Shot less than 35 pct from floor	.327 (18-55) vs. Louisiana (03/06/22)
Shot 50 pct from 3FG	.516 (16-31) vs. SUNO (11/23/22)
Shot less than 25 pct from 3FG	.235 (4-17) at Montana (11/19/22)
Made 10 3-point field goals	12 at Florida State (11/14/22)
Made 15 3-point field goals	16 vs. SUNO (11/23/22)
Made 20 3-point field goals	23 vs. Arkansas State (3/3/06)
Shot 80-89 pct from FT line	.840 (21-25) at Montana (11/19/22)
Shot 90+ pct from FT line	.929 (13-14) vs. App State (01/08/22)
Shot no better than 50 pct from FT line	.417 (10-24) vs. SUNO (11/23/22)
Had 50 Rebounds	53 vs. Jacksonville State (11/16/21)
Had 20 Offensive Rebounds	23 vs. Toccoa Falls (11/11/16)
Had 25 Assists	30 vs. SUNO (11/23/22)
Had 20 Assists	20 vs. Georgia Southern (1/16/20)
Had 20 Turnovers	22 vs. UTA (02/23/22)
Had fewer than 10 turnovers	6 vs. Coastal Carolina (2/27/21)
Had 15 steals or more	22 vs. SUNO (11/23/22)
Had 10 Steals or more	11 at Florida State (11/14/22)
Had 10 Blocked Shots	13 vs. Appalachian State (1/5/19)
Had two 20-point scorers	A. Muhammad (23) / C. Eugene (22) at Florida State (11/14/22)
Had three 20-point scorers	N. Phillips (22), D. Miles (22), C. Eugene (21) vs. SUNO (11/23/22)
Had eight double-figure scorers	vs. Stetson (2/27/03)
Had six double-figure scorers	vs. Shorter University (11/30/19)
Had five double-figure scorers	N. Phillips (14), Z. Williams (13), C. Eugene (12), K. Punter (11), D. Miles (10) at Montana (11/19/22)
Had four double-figure scorers	N. Phillips (20), C. Eugene (12), Z. Williams (10), A. Muhammad (10) vs. MUW (11/10/22)
Had six double figure scorers	Z. Williams (10), A. Muhammad (12), N. Phillips (22), D. Miles (22), C. Eugene (21), N. Tshimanga (11)
Had no players score in double figures	at Middle Tennessee (1/20/11)
Had two double-figure rebounders	Z. Williams (13) and N. Stampley (12) vs. Samford (12/16/20)
Had two double doubles	N. Stampley and K. Waters vs. UTA (3/5/21)
Scored 50-plus points in 1st half	66 vs. SUNO (11/23/22)
Scored 50-plus points in 2nd half	52 vs. SUNO (11/23/22)
Scored 20 points or less in 1st half	20 at Florida (11/28/21)
Scored 20 points or less in 2nd half	20 at Louisiana (1/4/20)
Failed to make 3FG	Never in D1 era
Defeated a ranked team	Never
Won an overtime game	90-85 at Arkansas State (1/12/19)
Lost an overtime game	64-67 at Georgia Southern (1/15/21)
Won a double-OT game	73-70 vs. Alcorn State (12/2/13)
Lost a double-OT game	87-86 vs. UT Arlington (3/6/14)
Won a Triple OT game	69-65 vs. Jacksonville State. (11/16/21)

THE LAST TIME A TROY INDIVIDUAL

Double-double (Pts-Reb)	Efe Odigie (16-11) vs. Little Rock (03/05/22)
Double-double (Pts-Ast)	Will Weathers (12-12) vs. ULM (1/21/12)
Double-double (Pts-Stl)	Nelson Phillips (22-13) vs. SUNO (11/23/22)
Double-double (w/o Pts)	Will Weathers (10-13) vs. Idaho State (12/22/10)
20/10 Performance (Pts-Reb)	Nick Stampley (23-12) vs. Appalachian State (1/29/21)
30/10 Performance (Pts-Reb)	Jordan Varnado (33-11) at Louisiana (1/26/19)
Double-Double in his debut	Richard Chaney (21-12) at Auburn (11/10/06)
Scored 40 points	O'Darien Bassett (42) at Florida Atlantic (2/27/08)
Scored 30 points	Jordan Varnado (33) at Louisiana (1/26/19)
Scored 20 points	N. Phillips / D. Miles (22) vs. SUNO (11/23/22)
Had 20 Rebounds	Fred Spencer (20) at Central Connecticut State (1/20/96)
Had 15 Rebounds	Efe Odigie (15) vs. South Alabama (01/29/22)
Had 10 Assists	Will Weathers (12) vs. ULM (1/21/12)
Had 5 Steals	Nelson Phillips (13) vs. SUNO (11/23/22)
Had 5 Blocked Shots	Nick Stampley (6) vs. Samford (12/16/20)

THE LAST TIME A TROY OPPONENT

Scored 130 Points	131 by Paul Quinn College (11/14/07)
Scored 100 Points	100 by Indiana (11/16/19)
Scored 90 Points	90 by Coastal Carolina (1/22/21)
Scored Fewer than 60 Points	54 by Merrimack (11/17/22)
Scored Fewer than 50 Points	42 by MUW (11/10/22)
Won by more than 30	39 by Florida (11/28/21)
Shot 60 pct from floor	.684 (26-38) by South Alabama (2/29/20)
Shot less than 35 pct from floor	.288 (15-52) by MUW (11/10/22)
Shot 50 pct from 3FG	.600 (9-15) by Texas State (02/25/22)
Shot less than 20 pct from 3FG	.133 (2-15) by MUW (11/10/22)
Made 10 3-point field goals	12 by St. Thomas (11/18/22)
Shot 85 pct from FT line	.850 (17-20) by Montana (11/19/22)
Shot less than 50 pct from FT line	.471 (8-17) by Appalachian State (02/17/22)
Had 50 Rebounds	51 by Indiana (11/16/19)
Had fewer than 25 rebounds	23 by St. Thomas (11/18/22)
Had 20 Offensive Rebounds	20 by Arkansas State (3/2/17)
Had 20 Assists	30 by MUW (11/10/22)
Had 20 Turnovers	33 vs. SUNO (11/23/22)
Had fewer than 10 Turnovers	4 by UTA (01/01/22)
Had 10 Steals	13 by Georgia State (02/03/22)
Had 10 Blocked Shots	10 by Louisiana (2/25/16)
Had 0 Blocked Shots	0 by Carver (11/09/2021)
Had two 20-point scorers	J. J. Chandler (20), C. Manning (20) by South Alabama (01/29/22)
Had five players score 10+ points	E. Mostafa (12), R. Williams (13), E. Dibba (11), V. Cole (16), J. Udjuje (11) by Coast. Carolina (02/19/22)
Had two double-figure rebounders	Coastal, Mostafa/Jones (2/26/21)
Scored 50-plus points in 1st half	58 by Indiana (11/16/19)
Scored 50-plus points in 2nd half	55 by UTA (3/5/21)
Scored 20 points or less in 1st half	17 by Rust College (12/01/21)
Scored 20 points or less in 2nd half	20 by Carver College (12/28/20)
Made 1 or fewer 3FG	1 by Brewton-Parker (11/14/14)

THE LAST TIME AN OPPONENT INDIVIDUAL

Triple-Double	Orlando Mendez Valdez (18 pts, 10 reb, 12 ast) of WKU (1/1/09)
Double-Double	N. Omier (31-11) of Arkansas State (02/10/22)
20+/10+ Performance (Pts/Reb)	N. Omier (31-11) of Arkansas State (02/10/22)
Scored 30 Points	Davonte' Jones (30) of Coastal Carolina (1/22/21)
Scored 20 Points	Darin Green Jr. (24) of Florida State (11/14/22)
Had 20 Rebounds	Shawn Long (20) of Louisiana (2/25/16)
Had 15 Rebounds	Chris Porter-Bunton (15) of Austin Peay (11/29/18)
Had 10 Assists	Michael Almonacy (10) of Appalachian State (1/2/21)
Had 5 Steals	Malik Brevard (7) of Arkansas State (1/11/20)
Had 5 Blocked Shots	Theo Akwuba (5) of Louisiana (01/22/22)



2022-23 GAME-BY-GAME STARTERS

TROY'S RECORD WHEN...

OPPONENT	1	2	3	4	5	No.	Record	Overall	SBC
Montevallo	K. Punter	A. Muhammad	N. Phillips	N. Tshimanga	Z. Williams	1	1-0	Leading at halftime	5-1 0-0
MUW	K. Punter	A. Muhammad	N. Phillips	N. Tshimanga	Z. Williams	2	2-0	Trailing at halftime	1-0 0-0
at Florida State	K. Punter	A. Muhammad	N. Phillips	N. Tshimanga	Z. Williams	3	3-0	Tied at halftime	0-0 0-0
Merrimack	K. Punter	A. Muhammad	N. Phillips	N. Tshimanga	Z. Williams	4	4-0	Playing in overtime	0-0 0-0
St. Thomas	K. Punter	A. Muhammad	N. Phillips	C. Turner	Z. Williams	1	0-1		
Montana	K. Punter	A. Muhammad	N. Phillips	C. Turner	Z. Williams	2	1-1		
Southern-New Orleans	K. Punter	A. Muhammad	N. Phillips	C. Turner	Z. Williams	3	2-1	Shooting 50% or better	1-0 0-0
at Arkansas								Shooting between 40%-50%	5-1 0-0
at SIU-Edwardsville								Shooting below 40%	0-0 0-0
at San Diego State								Opp. shoots 50% or better	0-1 0-0
Tennessee Tech								Opp. shoots between 40%-50%	2-0 0-0
at Southeast Louisiana								Opp. Shoots below 40%	4-0 0-0
Mercer								Troy shoots 70% FT or better	4-1 0-0
at Southern Miss								Troy shoots below 70% FT	2-0 0-0
at Texas State									
Old Dominion								Troy has more rebounds	5-1 0-0
Arkansas State								Opponent has more rebounds	1-0 0-0
at Georgia State								Teams are tied in rebounds	0-0 0-0
at App State									
James Madison									
ULM									
at Louisiana								Scoring less than 50 points	0-0 0-0
at South Alabama								Scoring 50-59 points	0-0 0-0
Southern Miss								Scoring 60-69 points	0-0 0-0
Texas State								Scoring 70-79 points	3-1 0-0
South Alabama								Scoring 80-89 points	1-0 0-0
Louisiana								Scoring 90+ points	2-0 0-0
at Arkansas State									
at Marshall								Allowing fewer than 50 points	1-0 0-0
at ULM								Allowing 50-59 points	1-0 0-0
Coastal Carolina								Allowing 60-69 points	3-0 0-0
								Allowing 70-79 points	1-1 0-0
								Allowing 80-89 points	0-0 0-0
								Allowing 90+ points	0-0 0-0
								Playing at home	3-0 0-0
								Playing on the road	2-0 0-0
								Playing on a neutral court	1-1 0-0
								Game decided by 1-5 points	0-1 0-0
								Game decided by 6-10 points	1-0 0-0
								Game decided by 11+ points	5-0 0-0
								Playing at night (5pm or later)	6-1 0-0
								Playing in the afternoon	0-0 0-0
								Playing in the morning	0-0 0-0
								Playing on Monday	2-0 0-0
								Playing on Tuesday	1-0 0-0
								Playing on Wednesday	0-0 0-0
								Playing on Thursday	2-0 0-0
								Playing on Friday	0-1 0-0
								Playing on Saturday	1-0 0-0
								Playing on Sunday	0-0 0-0
								Playing in November	6-1 0-0
								Playing in December	0-0 0-0
								Playing in January	0-0 0-0
								Playing in February	0-0 0-0
								Playing in March	0-0 0-0
								Playing on TV	1-0 0-0
								Winning the opening tip	6-1 0-0
								Losing the opening tip	0-0 0-0

ATTENDANCE RECORDS

1.	MISSISSIPPI STATE	5,120	11/09/2020	Allowing 80-89 points	0-0 0-0
2.	UAB	5,010	11/06/2019	Allowing 90+ points	0-0 0-0
3.	SOUTH ALABAMA	4,546	01/29/2022		
4.	SOUTH ALABAMA	4,523	02/07/2020	Playing at home	3-0 0-0
5.	TEXAS STATE	4,438	02/25/2022	Playing on the road	2-0 0-0
6.	LITTLE ROCK	4,128	02/12/2022	Playing on a neutral court	1-1 0-0
7.	OLE MISS	3,278	11/17/2014		
8.	SOUTH ALABAMA	3,266	02/03/2018	Game decided by 1-5 points	0-1 0-0
9.	LITTLE ROCK	3,228	02/07/2019	Game decided by 6-10 points	1-0 0-0
10.	SOUTH ALABAMA	3,219	03/02/2013	Game decided by 11+ points	5-0 0-0

HIGHEST AVERAGE ATTENDANCE - TROJAN ARENA

1.	2021-22	2,758		Playing at night (5pm or later)	6-1 0-0
2.	2019-20	2,508		Playing in the afternoon	0-0 0-0
3.	2022-23 (Pending)	2,502		Playing in the morning	0-0 0-0
4.	2018-19	2,368		Playing on Monday	2-0 0-0
5.	2017-18	2,087		Playing on Tuesday	1-0 0-0
6.	2012-13	2,007		Playing on Wednesday	0-0 0-0
7.	2014-15	1,850		Playing on Thursday	2-0 0-0
8.	2013-14	1,502		Playing on Friday	0-1 0-0
9.	2015-16	1,490		Playing on Saturday	1-0 0-0
10.	2016-17	1,285		Playing on Sunday	0-0 0-0

MARGIN OF VICTORY/DEFEAT (2022-23 SEASON)

	1	2	3	4	5	6	7	8	9	10	11-15	16-20	20-24	25+		
Wins	-	-	-	-	-	-	1	-	-	-	1	1	1	2	Playing in November	6-1 0-0
Losses	-	1	-	-	-	-	-	-	-	-	-	-	-	-	Playing in December	0-0 0-0
															Playing in January	0-0 0-0
															Playing in February	0-0 0-0
															Playing in March	0-0 0-0
															Playing on TV	1-0 0-0
															Winning the opening tip	6-1 0-0
															Losing the opening tip	0-0 0-0

SINGLE GAME RECORDS

Points Scored

Pts	Player	Opponent	Date
47	Calvin Aultman	Jacksonville State	2/28/91
45	Detric Golden	Jacksonville	2/5/00
45	Terry McCord	Alabama State	12/12/92
45	Terry McCord	Valdosta State	2/6/92
44	Justin Jonus	Paul Quinn	11/14/07
43	Ralph Nash	St. Bernard	2/28/59
43	Lamayn Wilson	Florida Atlantic	1/12/02
42	O'Darien Bassett	Florida Atlantic	2/27/08
42	John Duce	Georgia Southern	1/6/64
42	Marvin Madison	Jacksonville State	1/24/83
41	Marvin Madison	Spring Hill	2/3/82
41	Terry McCord	DeVry	1/12/92
39	Wesley Person	UT Arlington	1/14/17
38	Doug Carmichael	West Alabama	1/11/67
38	Darryl Thomas	West Alabama	1/30/88
37	Jeff Black	UM-KC	1/6/97
37	Anthony Reed	Valdosta State	1/22/90
37	Brian Simpson	DeVry	1/12/92
37	Musa Abdul-Aleem	South Alabama	3/7/15
36	O'Darien Bassett	Western Kentucky	12/29/07
36	Mike Douthit	West Alabama	1970-71
36	Terry McCord	Kennesaw State	11/22/91
36	Anthony Reed	UAH	1/2/90
36	Jere Tillman	Piedmont College	2/8/58
36	Paul Word	Mississippi College	2/1/60
35	David Felix	St. Bernard	2/12/73
35	Brandon Hazzard	Western Kentucky	2/14/09
35	Tony Holley	Mississippi College	2/12/90
35	Cleve Hollis	Jacksonville State	1970-71
35	Terry McCord	UAH	2/6/93
35	Terry Pickett	Alabama State	11/29/97
35	Darryl Thomas	Mississippi College	2/8/88
35	Tevin Calhoun	Arkansas State	1/9/14
34	Cameron Boozer	Mississippi Valley	1/4/94
34	Cameron Boozer	Valparaiso	1/14/95
34	Tommy Davis	Valdosta State	1/2/93
34	Dennis Garrett	Montevallo	12/15/84
34	Andre Hills	Spring Hill	12/13/84
34	Terry McCord	Faulkner	2/23/93
34	Marvin Sales	Dillard	1/3/74
34	Darryl Thomas	Valdosta State	2/15/88
34	Darryl Thomas	Florida Southern	1987-88
33	Cameron Boozer	Hofstra	1/17/94
33	Dandrea Evans	Loyola	12/22/93
33	Cleve Hollis	Athens State	12/3/1971
33	Terry McCord	Central Oklahoma	1/8/93
33	Darryl Thomas	Tuskegee	2/13/88
33	Darryl Thomas	Valdosta State	1987-88
33	Chris Williams	Kennesaw State	1/25/93
33	Chris Williams	North Dakota	12/28/92
33	Lamayn Wilson	Jacksonville State	2/23/02
33	Musa Abdul-Aleem	Georgia State	1/10/15
33	Jordan Varnado	Louisiana	1/26/19
32	O'Darien Bassett	Southeastern La.	11/25/06
32	Cameron Boozer	Delaware	12/21/93
32	Tote Christopher	Tennessee State	12/19/98
32	George Cowan	Delta State	1/17/81
32	Bobby Dixon	South Alabama	1/7/06
32	Rhodney Donaldson	George Mason	11/28/95
32	Rhodney Donaldson	Valparaiso	1/15/96
32	Justin Jonus	South Alabama	2/10/08
32	Marvin Madison	Delta State	1/10/83
32	Terry McCord	Auburn	12/11/91
32	Anthony Reed	Bellarmine	11/25/89
32	Robert Rushing	Huntington	12/14/98
32	Marvin Sales	Northwestern State	2/7/76
32	Marvin Sales	Alabama State	12/4/76
32	Will Weathers	Louisiana	1/6/11
32	Jordan Varnado	Georgia State	1/19/19
32	Jordan Varnado	Georgia Southern	1/17/19
32	Jordan Varnado	UAB	12/21/18
31	Calvin Aultman	Devry	2/15/91
31	Cameron Boozer	Mississippi Valley	12/6/93
31	Cameron Boozer	Delaware	12/21/93
31	Derrick Bristol	George Mason	11/28/95

31	Charles Cornelius	Phil. Pharmacy	1972-73
31	Tommy Davis	Bellarmine	11/29/91
31	Dennis Garrett	Delta State	2/1/86
31	Andre Hills	North Alabama	2/2/85
31	George Norton	Shorter	12/18/1961
31	Terry McCord	Morris Brown	12/9/92
31	Anthony Reed	Jacksonville State	2/25/89
31	Marvin Sales	Mississippi College	2/21/78
31	Chris Williams	Kennesaw State	1/25/93
31	Wesley Person	UT Arlington	1/5/15
31	Jordan Varnado	Louisiana	2/11/17
30	O'Darien Bassett	North Texas	1/3/07
30	Cameron Boozer	Faulkner	11/25/94
30	Murphy Brown	Mississippi College	2/21/78
30	Tommy Davis	Kennesaw State	11/22/91
30	Rhodney Donaldson	Western Illinois	2/28/96
30	David Felix	Lagrange College	1975-76
30	David Felix	North Georgia	11/26/76
30	Dennis Garrett	Mississippi College	2/4/85
30	Aldo Hudson	Stetson	1/12/98
30	Justin Jonus	Arkansas State	1/19/08
30	Brandon Hazzard	Florida Atlantic	2/7/09
30	Brandon Hazzard	ULM	12/31/09
30	Marvin Madison	West Alabama	1/22/83
30	Patrick Minifield	Western Illinois	1/30/95
30	Anthony Reed	UNA	1/23/89
30	Anthony Reed	West Georgia	2/10/90
30	Robert Rushing	Georgia State	1/20/01
30	Pee Wee Thornton	George Mason	12/10/94
30	Lamayn Wilson	Samford	12/1/01
30	Chris Williams	Talladega	12/19/92
30	Wesley Person	Appalachian State	2/20/16
30	Alex Hicks	South Alabama	1/13/18
30	Jordan Varnado	Appalachian State	2/17/18

FIELD GOALS MADE

FG	Player	Opponent	Date
19	Terry McCord	Valdosta State	11/23/91
18	Calvin Aultman	Jacksonville State	1/13/90
17	Billy Cannon	Jacksonville State	2/7/70
17	Daron Fayson	Southwest Baptist	1/7/82
17	Terry McCord	Alabama State	12/12/92
17	Anthony Reed	Valdosta State	1/22/90
17	Jere Tillman	Piedmont College	2/8/58
16	Mike Douthitt	West Alabama	1970-71
16	Justin Jonus	Paul Quinn College	1/14/07
16	Terry McCord	DeVry	1/12/92
16	Anthony Reed	UAH	1/2/90
16	Marvin Sales	Dillard	1/3/75
16	Paul Word	Mississippi College	1/16/60
15	Cameron Boozer	Faulkner	11/25/94
15	Charles Clark	West Alabama	1/10/70
15	John Duce	Georgia Southern	1/6/64
15	David Felix	St. Bernard	2/12/73
15	David Felix	LaGrange	1975-76
15	Detric Golden	Jacksonville	2/5/00
15	Cleve Hollis	Jacksonville State	1970-71
15	Ralph Nash	St. Bernard	2/28/59
15	Marvin Sales	Mississippi College	2/21/78
15	Lamayn Wilson	Florida Atlantic	1/12/02

FREE THROWS MADE

FT	Player	Opponent	Date
16	Marvin Madison	Jacksonville State	2/21/83
15	Jordan Varnado	Louisiana	2/11/17
15	Shane Cornelius	Phil. Pharmacy	1972-73
14	Steve Close	Athens State	1/15/72
14	John Duce	West Alabama	2/10/64
14	Marvin Madison	Spring Hill	2/3/82
14	George Norton	North Alabama	1961-62
14	Joey Raines	Georgia State	1/16/99
14	Darryl Thomas	Mississippi College	1/11/88
14	Darryl Thomas	Columbus State	1988-89
13	Tote Christopher	Georgia State	1/29/00
13	Calvin Aultman	Delta State	2/3/90
13	Ralph Nash	St. Bernard	2/7/59
13	Robert Rushing	Samford	2/22/01
13	Khalyl Waters	Samford	12/16/20
12	Tote Christopher	UT-San Antonio	12/18/99
12	John Duce	Georgia Southern	1/6/64
12	Tim Fayson	AUM	12/18/92
12	Hartman	Jacksonville State	2/19/59
12	Ronnie Hayes	Huntingdon	11/30/63
12	Andre Hills	Valdosta State	2/25/84
12	Tony Holley	Mississippi College	1/15/90
12	Rob Lewin	Campbell	1/3/04
12	Patrick Minifield	Central Connecticut	2/17/96
12	Joey Raines	Jacksonville	1/23/99
12	Anthony Reed	West Alabama	2/5/90
12	Will Thigpen	Mississippi College	12/9/60
12	Darryl Thomas	Savannah	11/19/88
12	Jeremy Hollimon	ULM	1/21/16
12	Wesley Person	UAB	12/5/17
12	Jordan Varnado	Pitt	11/12/18

FREE THROW ATTEMPTS

FTA	Player	Opponent	Date
21	Anthony Reed	West Alabama	2/5/90
18	Jordan Varnado	Louisiana	2/11/17
18	Steve Close	Athens State	1/15/72
18	George Norton	North Alabama	1/19/62
17	Tim Fayson	AUM	12/18/92
17	Marvin Madison	Jacksonville State	2/21/83
16	Calvin Aultman	Delta State	1/6/90
16	John Duce	Georgia Southern	1/6/64
16	Marvin Madison	Spring Hill	2/3/82
16	Darryl Thomas	Columbus State	1988-89
16	Zay Williams	Samford	12/16/20
15	Robert Rushing	Samford	2/22/01
15	Will Thigpen	Mississippi College	2/1/60
15	Darryl Thomas	Valdosta State	2/13/89
15	Paul Word	Huntingdon	1961-62

REBOUNDS

Reb	Player	Opponent	Date
41	Learnest Martin	Ga. Southwestern	11/23/71
30	Learnest Martin	Jacksonville State	2/5/72
27	Learnest Martin	West Alabama	1/25/72
26	Billy Cannon	Lake Forest	12/15/69
26	Billy Cannon	Evangel College	12/16/69
26	Doug Carmichael	North Alabama	2/3/67
26	Dave Watson	Athens State	1/15/72
25	Cleve Hollis	Athens State	1/15/72
25	Learnest Martin	Jacksonville State	2/5/72
24	Cleve Hollis	Huntingdon	12/12/70
24	Cleve Hollis	Athens State	1/29/71
23	Tony Holley	UT-Martin	2/18/89
23	Cleve Hollis	Lincoln Memorial	11/26/71
23	Learnest Martin	West Alabama	1/25/72
21	Learnest Martin	Lincoln Memorial	11/26/71
21	George Norton	Shorter	12/18/61
20	Tony Holley	AUM	12/15/90
20	Tony Holley	Mississippi College	1/7/90
20	Cleve Hollis	Taylor	1970-71
20	Learnest Martin	Taylor	1970-71
20	Marvin Sales	Dillard	1/3/75
20	Marvin Sales	Huntingdon	12/7/77
20	Fred Spencer	Central Connecticut	1/20/96



HIGHS AND LOWS

TEAM GAME HIGHS & LOWS

TROY - GAME HIGHS

POINTS	118 vs. SUNO (11/23/22)
FIELD GOALS MADE	46 vs. SUNO (11/23/22)
FIELD GOAL ATTEMPTS	75 vs. MUW (11/10/22)
FIELD GOAL PERCENTAGE	.630 (46-73) vs. SUNO (11/23/22)
3 PT FIELD GOALS MADE	16 vs. SUNO (11/23/22)
3 PT FG ATTEMPTS	31 vs. SUNO (11/23/22)
3 PT FG PERCENTAGE	.516 (16-31) vs. SUNO (11/23/22)
FREE THROWS MADE	21 at Montana (11/19/22)
FREE THROW ATTEMPTS	27 vs. Montevallo (11/7/22)
FREE THROW PERCENTAGE	.840 (21-25) at Montana (11/19/22)
REBOUNDS	46 vs. MUW (11/10/22)
ASSISTS	30 vs. SUNO (11/23/22)
STEALS	22 vs. SUNO (11/23/22)
BLOCKED SHOTS	6 vs. MUW (11/10/22)
	vs. Montevallo (11/7/22)
TURNOVERS	14 vs. Montevallo (11/7/22)
FOULS	26 at Florida State (11/14/22)

OPPONENT - GAME HIGHS

POINTS	78 - St. Thomas (11/18/22)
FIELD GOALS MADE	27 - Montevallo (11/7/22)
FIELD GOAL ATTEMPTS	58 - SUNO (11/23/22)
FIELD GOAL PERCENTAGE	.531 (26-49) - St. Thomas (11/18/22)
3 PT FIELD GOALS MADE	12 - St. Thomas (11/18/22)
3 PT FG ATTEMPTS	28 - St. Thomas (11/18/22)
3 PT FG PERCENTAGE	.474 (9-19) - Florida State (11/14/22)
FREE THROWS MADE	23 - Florida State (11/14/22)
FREE THROW ATTEMPTS	33 - Florida State (11/14/22)
FREE THROW PERCENTAGE	.933 (14-15) - St. Thomas (11/18/22)
REBOUNDS	35 - Montana (11/19/22)
ASSISTS	15 - St. Thomas (11/18/22)
STEALS	8 - MUW (11/10/22)
BLOCKED SHOTS	4 - SUNO (11/23/22)
TURNOVERS	33 - SUNO (11/23/22)
FOULS	23 - Montana (11/19/22)

TROY - GAME LOWS

POINTS	73 at Montana (11/19/22)
FIELD GOALS MADE	24 at Montana (11/19/22)
FIELD GOAL ATTEMPTS	58 vs. St. Thomas (11/18/22)
FIELD GOAL PERCENTAGE	.407 (24-59) at Montana (11/19/22)
3 PT FIELD GOALS MADE	4 at Montana (11/19/22)
3 PT FG ATTEMPTS	12 vs. Merrimack (11/17/22)
3 PT FG PERCENTAGE	.235 (4-17) at Montana (11/19/22)
FREE THROWS MADE	10 vs. SUNO (11/23/22)
FREE THROW ATTEMPTS	16 vs. St. Thomas (11/18/22)
FREE THROW PERCENTAGE	.417 (10-24) vs. SUNO (11/23/22)
REBOUNDS	32 at Florida State (11/14/22)
ASSISTS	10 vs. St. Thomas (11/18/22)
STEALS	4 vs. Merrimack (11/17/22)
BLOCKED SHOTS	0 vs. St. Thomas (11/18/22)
TURNOVERS	7 at Montana (11/19/22)
FOULS	10 vs. SUNO (11/23/22)

OPPONENT - GAME LOWS

POINTS	42 - MUW (11/10/22)
FIELD GOALS MADE	15 - Merrimack (11/17/22)
FIELD GOAL ATTEMPTS	44 - Florida State (11/14/22)
FIELD GOAL PERCENTAGE	.288 - MUW (11/10/22)
3 PT FIELD GOALS MADE	2 - MUW (11/10/22)
3 PT FG ATTEMPTS	15 - SUNO (11/23/22)
3 PT FG PERCENTAGE	.133 - MUW (11/10/22)
FREE THROWS MADE	7 - Montevallo (11/7/22)
FREE THROW ATTEMPTS	11 - Montevallo (11/7/22)
FREE THROW PERCENTAGE	.636 - Montevallo (11/7/22)
REBOUNDS	30 - Montevallo (11/7/22)
ASSISTS	8 - Merrimack (11/17/22)
STEALS	0 - Montana (11/19/22)
BLOCKED SHOTS	1 - Merrimack (11/17/22)
TURNOVERS	12 - Montana (11/19/22)
FOULS	16 - SUNO (11/23/22)

INDIVIDUAL GAME HIGHS & LOWS

TROY INDIVIDUAL HIGHS

POINTS	Aamer Muhammad - 23 at Florida State (11/14/22)
FIELD GOALS MADE	Christyion Eugene - 9 vs. SUNO (11/23/22)
FIELD GOAL ATTEMPTS	Zay Williams - 16 at Montana (11/19/22)
FIELD GOAL PERCENTAGE	Zay Williams - .833 (5-6) vs. SUNO (11/23/22)
3 PT FIELD GOALS MADE	Duke Miles - 5 vs. SUNO (11/23/22)
3 PT FG ATTEMPTS	Aamer Muhammad - 9 at Florida State (11/14/22)
3 PT FG PERCENTAGE	Christian Turner - .667 (2-3) at Montana (11/19/22)
FREE THROWS MADE	Kieffer Punter - 8 vs. Merrimack (11/17/22)
FREE THROW ATTEMPTS	Kieffer Punter - 9 vs. Merrimack (11/17/22)
FREE THROW PERCENTAGE	Kieffer Punter - 1.000 (7-7) at Montana (11/19/22)
REBOUNDS	Kieffer Punter - 9 at Florida State (11/14/22)
ASSISTS	Nelson Phillips - 8 vs. SUNO (11/23/22)
STEALS	Nelson Phillips - 13 vs. SUNO (11/23/22)
BLOCKED SHOTS	Zay Williams - 4 vs. MUW (11/10/22)
TURNOVERS	Duke Miles - 4 vs. St. Thomas (11/18/22)
FOULS	Zay Williams - 5 vs. St. Thomas (11/18/22)

OPPONENT HIGHS

POINTS	Darin Green Jr. - 24 - Florida State (11/14/22)
FIELD GOALS MADE	Brock Brown - 7 - SUNO (11/23/22)
FIELD GOAL ATTEMPTS	Braxton Bertolette - 15 - Montevallo (11/7/22)
FIELD GOAL PERCENTAGE	Te Smith - .833 - Montevallo (11/7/22)
3 PT FIELD GOALS MADE	Darin Green Jr. - 7 - Florida State (11/14/22)
3 PT FG ATTEMPTS	Darin Green Jr. - 9 - Florida State (11/14/22)
3 PT FG PERCENTAGE	Isaiah Sanders - 1.000 (2-2) vs. SUNO (11/23/22)
FREE THROWS MADE	Aanen Moody - 8 - Montana (11/19/22)
FREE THROW ATTEMPTS	Aanen Moody - 9 - Montana (11/19/22)
FREE THROW PERCENTAGE	Caleb Mills - 1.000 (7-7) - St. Thomas (11/18/22)
REBOUNDS	Cam'Ron Fletcher - 10 - Florida State (11/14/22)
ASSISTS	Josh Bannan - 6 - Montana (11/19/22)
STEALS	Jalen Warley - 3 - Florida State (11/14/22)
BLOCKED SHOTS	Devin Daniels - 3 - SUNO (11/23/22)
TURNOVERS	Bryce Brown - 8 - SUNO (11/23/22)
FOULS	Raheem Kone - 5 - SUNO (11/23/22)



Sr. | Guard | 6-5 | 175 | Tyler JC

CAREER HIGHS @ TROY

Points	17, vs Ark. Baptist (12/18/21)
Rebounds	9 at Florida State (11/14/22)
Assists	6 at Florida State (11/14/22)
Blocks	1(3X) at Georgia South. (01/16/21)
Steals	3 (2x) vs. UTA (02/23/22)
Minutes	39, at Georgia South. (01/15/21)
FG Made	6 vs. Ark. Baptist (12/18/21)
3FG Made	4 vs. Ark. Baptist (12/18/21)
FT Made	8 vs. Merrimack (11/17/22)

2022-23 GAME-BY-GAME STATS

Opponent	Date	GS	MIN	Total		3-Pointers		Free throws		Rebounds				PF	A	TO	BLK	STL	PTS	AVG	
				FG-FGA	PCT	3FG-3FGA	PCT	FT-FTA	PCT	OFF	DEF	TOT	AVG								
Montevallo	11/07/2022	*	26:50	3-6	.500	1-3	.333	2-3	.667	0	2	2	2.0	0	3	3	3	1	9	9.0	
MUW	11/10/2022	*	18:58	2-5	.400	0-2	.000	4-4	1.000	0	3	3	2.5	2	2	1	0	1	8	8.5	
at Florida St.	11/14/2022	*	35:05	3-7	.429	2-5	.400	2-2	1.000	1	8	9	4.7	2	6	1	0	2	10	9.0	
vs Merrimack	11/17/2022	*	25:58	2-5	.400	2-3	.667	8-9	.889	4	1	5	4.8	3	3	2	1	0	14	10.3	
vs St. Thomas (MN)	11/18/2022	*	36:50	4-9	.444	2-5	.400	4-4	1.000	2	3	5	4.8	2	2	2	0	1	14	11.0	
at Montana	11/19/2022	*	18:32	2-5	.400	0-2	.000	7-7	1.000	1	2	3	4.5	3	0	0	0	2	11	11.0	
Southern-N.O.	11/23/2022	*	14:06	0-2	.000	0-1	.000	0-0	.000	1	0	1	4.0	2	2	3	0	0	9	9.4	
Totals			7	176:19	16-39	.410	7-21	.333	27-29	.931	9	19	28	4.0	14	18	12	4	7	66	9.4

PLAYER BIO

Senior (2021-22)

- Averaged a career-high 5.3 points on a 46/38.8/83.8 shooting split in 28 games
- Scored a career-high 17 points against Arkansas Baptist on 6-of-10 from the field
- Netted double figures in six games
- Led the team in scoring in two games against Arkansas Baptist (17) and North Dakota (15)
- Ranked second for Troy in 3-point percentage (min. 10 shots) at 38.8 percent
- Sat atop the Trojans in free-throw percentage (min. 10 shots) at 83.8 percent

Junior (2020-21):

- Appeared in 26 games with 16 starts
- Averaged 3.5 points and 1.4 rebounds over 16.2 minutes per game
- Recorded a season-high 14 points, five rebounds and four assists against Coastal Carolina (Jan. 1)

Junior College (2018-20):

- Attended Tyler Junior College where he played for legendary head coach Mike Marquis.
- Led the Apaches to a combined 48-10 record over his two seasons, including a 25-3 record in 2019-20 and a Region XIV East Division title.
- Named to an all-region XIV honorable mention selection
- Was the second-best 3-point shooter in his conference, and was in the top-25 nationally
- Averaged 11.9 points and 4.7 rebounds

High School:

- Attended All Hallows Institute in the Bronx, where he played for Marvin McCullough
- First 1,000 point scorer at All Hallows in 13 years
- Scored a career-best 39 points against St. Raymond's.

Personal:

- Kieffer Punter
- Born Jan. 11, 1999 in the Bronx, N.Y.
- Son of Sherise and Kevin Punter
- Has one brother Kevin Punter
- His brother Kevin was a standout on the University of Tennessee basketball team, and currently plays overseas (EuroLeague).

Player Averages

Games Played	Minutes/game	Points/game	FG Pct	3FG Pct	FT Pct	Rebounds/game	Assists/game	Turnovers/game	Assist/Turnover ratio	Steals/game	Blocks/game
7	25.2	9.4	41.0	33.3	93.1	4.0	2.6	1.7	1.5	1.0	0.6

MISCELLANEOUS SUPERLATIVES

	2022-23	CAREER
Games with 10+ points	3	10
Games with 20+ points	0	0
Games with 10+ rebounds	0	0
Games with 3+ assists	3	7
Games with 2+ steals	2	6
Games with 2+ blocks	1	1
Double-Doubles	0	0
Games started	7	25

CAREER STATS

SEASON	TEAM	GP-GS	MIN/AVG	Field Goals		3-Point		F-Throws		Rebounds				Scoring						
				FG-FGA	FG%	3FG-3FGA	3FG%	FT-FTA	FT%	OFF	DEF	TOT	AVG	PF-FO	A	TO	BLK	STL	PTS	AVG
2020-21	TROY	26-16	425/16.4	30-100	.300	12-61	.197	19-25	.760	7	29	36	1.4	28-0	28	24	3	8	91	3.5
2021-22	TROY	28-2	412/14.7	46-100	.460	26-67	.388	31-37	.838	13	31	44	1.6	34-0	26	22	0	17	149	5.3
2022-23	TROY	7-7	176/25.2	16-39	.410	7-21	.333	27-29	.931	9	19	28	4.0	14-0	18	12	4	7	66	9.4
TOTAL		61-25	1014/16.6	92-239	.385	45-149	.302	77-91	.846	29	79	108	1.8	76-0	72	58	7	32	306	5.0



Sr. | Guard | 6-3 | 185 | UTSA

CAREER HIGHS @TROY

Points	9 vs. MUW (11/10/22)
Rebounds	2 vs. MUW (11/10/22)
Assists	2 vs. MUW (11/10/22)
Blocks	--
Steals	4 vs. MUW (11/10/22)
Minutes	20 vs. MUW (11/10/22)
FG Made	3 vs. MUW (11/10/22)
3FG Made	--
FT Made	3 vs. MUW (11/10/22)

2022-23 GAME-BY-GAME STATS

Opponent	Date	GS	MIN	Total		3-Pointers		Free throws		Rebounds				PF	A	TO	BLK	STL	PTS	AVG
				FG-FGA	PCT	3FG-3FGA	PCT	FT-FTA	PCT	OFF	DEF	TOT	AVG							
MUW	11/10/2022		19:54	3-6	.500	0-0	.000	3-3	1.000	0	2	2	2.0	1	2	1	0	4	9	9.0
Totals		0	19:54	3-6	.500	0-0	.000	3-3	1.000	0	2	2	2.0	1	2	1	0	4	9	9.0

Player Averages

Games Played	Minutes/game	Points/game	FG Pct	3FG Pct	FT Pct	Rebounds/game	Assists/game	Turnovers/game	Assist/Turnover ratio	Steals/game	Blocks/game
1	19.9	9.0	50.0	0.0	100.0	2.0	2.0	1.0	2.0	4.0	0.0

PLAYER BIO

UTSA (2021-22)

- Tallied 6.4 points, 2.5 rebounds, 1.9 assists and one steal in 23.9 minutes
- Participated in 29 games with 22 starts
- Ranked second for UTSA in steals with 29 total
- Logged six double-digit games with a season-high coming against UTEP with 20 points

SMU (2020-2021)

- Spent one season with SMU, where he averaged 7.3 points and 2.6 rebounds while averaging the best 3-point percentage in the American Athletic Conference during league play at 45 percent
- Scored a season-high 17 points over Temple

Cal (2017-2019)

- Started 58-of-63 games played
- Averaged 11 points and 1.4 steals in sophomore season with 16 games in double-figures and five with 3+ steals
- Netted 23 points with a career-high seven steals against UCLA
- Set Cal freshman 3-point record with 67 in 2017-18
- Led the Bears in scoring four times and in assists 10 times in 2017-18
- First collegiate start came against Wofford, where he scored 17 points on 7-of-11 shooting
- Posted a career-high 30 points, six rebounds, six assists and five steals against Cal State Fullerton in freshman season

High School

- Four-star recruit out of Westfield HS according to ESPN.com
- Rated No. 21 overall player in Texas
- Selected to the All-District team twice at Westfield
- Received District Most Valuable Player in junior season for averaging 14.4 points, 4.1 rebounds and 4.2 assists en route to a bi-district championship

Personal


- Born on Oct. 29, 1998 in Houston, Texas
- Parents are Renez Neutton and Deal McNeill
- Has one older sister named Khadija
- Owns and markets a clothing brand called Forever Neill
- Majors in Sports Leadership

MISCELLANEOUS SUPERLATIVES

	2022-23	CAREER
Games with 10+ points	0	46
Games with 20+ points	0	7
Games with 10+ rebounds	0	0
Games with 3+ assists	0	25
Games with 2+ steals	0	35
Games with 2+ blocks	0	3
Double-Doubles	0	0
Games started	0	81

CAREER STATS

SEASON	TEAM	GP-GS	MIN/AVG	Field Goals		3-Point		F-Throws		Rebounds				Scoring						
				FG-FGA	FG%	3FG-3FGA	3FG%	FT-FTA	FT%	OFF	DEF	TOT	AVG	PF-FO	A	TO	BLK	STL	PTS	AVG
2017-18	Cal	32-30	1051/32.8	128-336	.381	67-190	.353	40-54	.741	10	84	94	2.9	76-2	70	70	6	39	363	11.3
2018-19	Cal	31-28	1013/32.7	122-312	.391	66-189	.349	32-46	.696	7	37	44	1.4	69-0	28	34	2	46	342	11.0
2020-21	SMU	12-1	287/23.9	32-75	.427	16-41	.390	7-9	.778	7	24	31	2.6	22-0	12	12	1	8	87	7.3
2021-22	UTSA	29-22	698/24.1	74-177	.418	7-39	.179	32-41	.780	17	56	73	2.5	51-0	55	39	4	29	187	6.4
2022-23	TROY	1-0	20/19.9	3-6	.500	0-0	.000	3-3	1.000	0	2	2	2.0	1-0	2	1	0	4	9	9.0
TOTAL FOR TROY		1-0	20/19.9	3-6	.500	0-0	.000	3-3	1.000	0	2	2	2.0	1-0	2	1	0	4	9	9.0
TOTAL		105-81	3069/29.2	359-906	.396	156-459	.340	114-153	.745	41	203	244	2.3	219-2	167	156	13	126	988	9.4



Jr. | Guard | 6-1 | 195 | Lubbock Christian
RIO RANCHO, NEW MEXICO

CAREER HIGHS @ TROY

Points	23 at Florida State (11/14/22)
Rebounds	3 (3x) vs. Montana (11/19/22)
Assists	6 at Florida State (11/14/22)
Blocks	1 vs. Montevallo (11/7/22)
Steals	2 (2x) at Florida State (11/14/22)
Minutes	36 at Florida State (11/14/22)
FG Made	8 at Florida State (11/14/22)
3FG Made	5 at Florida State (11/14/22)
FT Made	3 vs. Montevallo (11/7/22)

2022-23 GAME-BY-GAME STATS

Opponent	Date	GS	MIN	Total		3-Pointers		Free throws		Rebounds				PF	A	TO	BLK	STL	PTS	AVG	
				FG-FGA	PCT	3FG-3FGA	PCT	FT-FTA	PCT	OFF	DEF	TOT	AVG								
Montevallo	11/07/2022	*	23:17	1-7	.143	1-5	.200	3-4	.750	1	2	3	3.0	1	1	1	1	0	6	6.0	
MUW	11/10/2022	*	16:30	4-8	.500	2-5	.400	0-0	.000	1	2	3	3.0	2	3	1	0	2	10	8.0	
at Florida St.	11/14/2022	*	36:21	8-15	.533	5-9	.556	2-3	.667	0	2	2	2.7	3	6	1	0	2	23	13.0	
vs Merrimack	11/17/2022	*	21:08	2-4	.500	0-2	.000	0-0	.000	0	1	1	2.3	3	3	3	0	0	4	10.8	
vs St. Thomas (MN)	11/18/2022	*	21:27	3-7	.429	1-3	.333	0-0	.000	0	1	1	2.0	2	3	2	0	0	7	10.0	
at Montana	11/19/2022	*	27:58	1-5	.200	0-3	.000	0-0	.000	0	3	3	2.2	1	5	0	0	0	2	8.7	
Southern-N.O.	11/23/2022	*	18:40	4-6	.667	2-4	.500	2-4	.500	0	1	1	2.0	1	2	1	0	0	12	9.1	
Totals			7	165:21	23-52	.442	11-31	.355	7-11	.636	2	12	14	2.0	13	23	9	1	4	64	9.1

Player Averages

Games Played	Minutes/game	Points/game	FG Pct	3FG Pct	FT Pct	Rebounds/game	Assists/game	Turnovers/game	Assist/Turnover ratio	Steals/game	Blocks/game
7	23.6	9.1	44.2	35.5	63.6	2.0	3.3	1.3	2.6	0.6	0.1

PLAYER BIO

Career Honors

- 2019-20 Lone Star All-Conference Freshman Team
- 2020-21 Lone Star Conference Sixth Man of the Year
- 2021-22 Lone Star All-Conference Second Team

Lubbock Christian University (2019-2022)

- Started 30-of-76 games played
- Triumphed in the Lone Star Conference Championship in 2020 and 2021
- A standout for LCU in 2021-2022 for averaging 15.4 points, 4.7 rebounds and 2.7 assists on a 49.5/36.1/81.3 percent shooting split for Lone Star All-Conference Second Team
- Set a career-high in points against Western N.M. with 31 points on six 3-pointers
- Impressed in Lone Star Conference Tournament, averaging 12 points, four rebounds and three assists on a 52.9/50/50 shooting split
- Collected Lone Star Conference Sixth Man of the Year in 2020-21 with 9.3 points, 1.8 rebounds and 1.8 assists
- Bestowed Lone Star All-Conference Freshman Team after putting up seven points, 1.9 rebounds and 2.4 assists in 2019-20

High School

- Averaged 16.2 points, four assists, 3.8 rebounds, 2.4 steals and shot 55 percent in senior season at Cleveland HS
- Finished varsity career with 70-25 record at Cleveland HS
- Journeyed to the New Mexico State Championship in junior season at Cleveland HS
- Named 5A All-District First Team, All-Metro Second Team and All-State Second Team in his junior season
- Awarded 5A All-District, All-Metro and All-State First Team in senior season

Personal

- Born on May 8, 2001, in Detroit, Mich.
- Son of Sudan Muhammad and Leona Jones
- Competed in long, high and triple jump for track & field in HS, where he won two state championships with Cleveland HS

MISCELLANEOUS SUPERLATIVES

	2022-23	CAREER
Games with 10+ points	3	40
Games with 20+ points	1	9
Games with 10+ rebounds	0	1
Games with 3+ assists	5	30
Games with 2+ steals	2	20
Games with 2+ blocks	0	3
Double-Doubles	0	0
Games started	7	37

CAREER STATS

SEASON	TEAM	GP-GS	MIN/AVG	Field Goals		3-Point		F-Throws		Rebounds				Scoring						
				FG-FGA	FG%	3FG-3FGA	3FG%	FT-FTA	FT%	OFF	DEF	TOT	AVG	PF-FO	A	TO	BLK	STL	PTS	AVG
2019-20	LCU	29-0	621/21.4	73-183	.399	20-75	.267	36-39	.923	16	40	56	1.9	55-2	68	38	7	31	202	7.0
2020-21	LCU	19-2	404/21.2	61-124	.492	23-50	.460	32-38	.842	9	25	34	1.8	36-1	34	33	1	13	177	9.3
2021-22	LCU	28-28	905/32.3	161-325	.495	48-133	.361	61-75	.813	20	112	132	4.7	53-1	76	55	10	39	431	15.4
2022-23	TROY	7-7	165/23.6	23-52	.442	11-31	.355	7-11	.636	2	12	14	2.0	13-0	23	9	1	4	64	9.1
TOTAL FOR TROY		7-7	165/23.6	23-52	.442	11-31	.355	7-11	.636	2	12	14	2.0	13-0	23	9	1	4	64	9.1
TOTAL		83-37	2096/25.2	318-684	.465	102-289	.353	136-163	.834	47	189	236	2.8	157-4	201	135	19	87	874	10.5



So. | Guard | 6-2 | 175 | Robert E. Lee HS

CAREER HIGHS @ TROY

Points	26 vs. UT Arlington (03/05/21)
Rebounds	8 vs. Appalachian St. (01/30/21)
Assists	9 vs. UT Arlington (03/05/21)
Blocks	1 (7x) at Fl. Atlantic (11/22/21)
Steals	6 at Georgia Southern (02/05/22)
Minutes	38 vs. Georgia Southern (02/06/21)
FG Made	8 vs. UT Arlington (03/05/21)
3FG Made	3 vs. South Alabama (01/29/22)
FT Made	10 vs. UT Arlington (03/05/21)

2022-23 GAME-BY-GAME STATS

Opponent	Date	GS	MIN	Total		3-Pointers		Free throws		Rebounds				PF	A	TO	BLK	STL	PTS	AVG
				FG-FGA	PCT	3FG-3FGA	PCT	FT-FTA	PCT	OFF	DEF	TOT	AVG							
Montevallo	11/07/2022		25:17	7-12	.583	1-3	.333	3-4	.750	0	2	2	2.0	3	4	2	0	1	18	18.0
at Florida St.	11/14/2022		08:24	1-4	.250	0-1	.000	0-0	.000	0	0	0	1.0	2	0	2	0	0	2	10.0
vs Merrimack	11/17/2022		22:04	6-12	.500	1-2	.500	0-1	.000	2	2	4	2.0	3	1	2	0	0	13	11.0
vs St. Thomas (MN)	11/18/2022		24:54	6-10	.600	1-3	.333	6-8	.750	1	1	2	2.0	2	4	4	0	1	19	13.0
at Montana	11/19/2022		25:14	3-9	.333	0-0	.000	4-6	.667	0	3	3	2.2	2	2	2	0	0	10	12.4
Southern-N.O.	11/23/2022		22:40	7-15	.467	5-8	.625	3-5	.600	2	2	4	2.5	2	3	2	0	2	22	14.0
Totals		0	128:33	30-62	.484	8-17	.471	16-24	.667	5	10	15	2.5	14	14	0	4	84	14.0	

Player Averages

Games Played	Minutes/game	Points/game	FG Pct	3FG Pct	FT Pct	Rebounds/game	Assists/game	Turnovers/game	Assist/Turnover ratio	Steals/game	Blocks/game
6	21.4	14.0	48.4	47.1	66.7	2.5	2.3	2.3	1.0	0.7	0.0

PLAYER BIO

Sophomore (2021-22)

- Played in 17 games, starting five
- Roped in 8.4 points, 1.9 rebounds, 2.4 steals and 2.8 assists in 21.8 minutes
- Abducted a career-high six steals at Georgia Southern – most for Trojan
- Knocked down a career-high three 3-pointers against South Alabama for a season-high 22 points – most points scored for Troy on the season
- Led the Trojans in steals with 42 (2.4 per game)

Freshman (2020-21)

- Saw action in 26 games with 20 starts
- Led the team with 90 assists, 42 more than any other Trojan
- Led the squad in steals with 44, 22 more than any other Trojan
- Shot 45.3-percent from the field, the second-best mark on the team
- Averaged 8.6 points and 2.9 rebounds
- Was the only freshman in conference to rank inside the top-10 in assists
- Recorded a career-best 26 points and nine rebounds against UT Arlington in the Sun Belt Conference Tournament

High School:

- Played four seasons at Robert E. Lee high school for former Troy men's basketball player Bryant Johnson
- Led the Generals to a staggering 112-17 mark throughout his four years
- Won the Alabama 7A title upsetting Mountain Brook
- Selected to the Alabama Class 7A first-team
- A 2020 Alabama Class 7A Player of the Year finalist
- Two-time All-Metro and All-State selection
- Played in the 2020 Alabama-Mississippi All-Star game for Team Alabama.

Personal:


- De'Marquiese 'Duke' Miles
- Born Feb. 3, 2002
- Son of Adrienne Leggitte and Marcus Miles
- Has three brothers: Jaylen, Jonah and Ricky
- Intends to major in Sports Management.

MISCELLANEOUS SUPERLATIVES

	2022-23	CAREER
Games with 10+ points	5	20
Games with 20+ points	1	5
Games with 10+ rebounds	0	0
Games with 3+ assists	3	25
Games with 2+ steals	1	24
Games with 2+ blocks	0	0
Double-Doubles	0	0
Games started	0	25

CAREER STATS

SEASON	TEAM	GP-GS	MIN/AVG	Field Goals		3-Point		F-Throws		Rebounds				Scoring						
				FG-FGA	FG%	3FG-3FGA	3FG%	FT-FTA	FT%	OFF	DEF	TOT	AVG	PF-FO	A	TO	BLK	STL	PTS	AVG
2020-21	TROY	26-20	634/24.4	78-172	.453	9-49	.184	59-81	.728	11	65	76	2.9	72-2	90	80	4	44	224	8.6
2021-22	TROY	17-5	370/21.8	41-101	.406	14-45	.311	47-61	.770	10	23	33	1.9	46-0	47	36	3	40	143	8.4
2022-23	TROY	6-0	129/21.4	30-62	.484	8-17	.471	16-24	.667	5	10	15	2.5	14-0	14	14	0	4	84	14.0
TOTAL		49-25	1133/23.1	149-335	.445	31-111	.279	122-166	.735	26	98	124	2.5	132-2	151	130	7	88	451	9.2



Fr. | Guard | 5-11 | 160 | Pebblebrook HS

MABLETON, GA.

CAREER HIGHS @ TROY

Points	--
Rebounds	--
Assists	--
Blocks	--
Steals	--
Minutes	--
FG Made	--
3FG Made	--
FT Made	--

2022-23 GAME-BY-GAME STATS

PLAYER BIO

Freshman (2022-23)

- Will miss season due to injury

High School

- Averaged 15 points, six assists and three steals at Pebblebrook HS
- Finished senior season at 24-3
- Helped lead Pebblebrook to three deep Georgia 7A playoff runs, including back-to-back Elite 8 appearances in his freshman and sophomore seasons and a Final Four his junior year.
- Earned AAU MVP honors over the summer of 2021
- Collected Max Preps Offensive and Defensive Player of the Game honors after dropping 19 points in an 87-59 playoff victory over Newton

Personal

- Born Jan. 4, 2004, in Austell, Ga.
- Son of Elizabeth and Arnez Young
- Achieved Honors at Pebblebrook HS

MISCELLANEOUS SUPERLATIVES

	2022-23	CAREER
Games with 10+ points	0	0
Games with 20+ points	0	0
Games with 10+ rebounds	0	0
Games with 3+ assists	0	0
Games with 2+ steals	0	0
Games with 2+ blocks	0	0
Double-Doubles	0	0
Games started	0	0

CAREER STATS



Jr. | Guard | 6-3 | 210 | Eastern Florida State

SPRING, TEXAS

CAREER HIGHS @ TROY

Points	22 at Florida State (11/14/22)
Rebounds	7 at Montana (11/19/22)
Assists	6 vs. SUNO (11/23/22)
Blocks	1 (5x) vs. MUW (11/10/22)
Steals	3 (3x) at Florida State (11/14/22)
Minutes	34 vs Jacksonville St. (11/16/21)
FG Made	9 vs. SUNO (11/23/22)
3FG Made	3 (2x) vs. SUNO (11/23/22)
FT Made	8 at Florida State (11/14/22)

2022-23 GAME-BY-GAME STATS

Opponent	Date	GS	MIN	Total		3-Pointers		Free throws		Rebounds				PF	A	TO	BLK	STL	PTS	AVG
				FG-FGA	PCT	3FG-3FGA	PCT	FT-FTA	PCT	OFF	DEF	TOT	AVG							
Montevallo	11/07/2022		14:35	1-1	1.000	1-1	1.000	2-2	1.000	0	1	1	1.0	1	0	1	0	0	5	5.0
MUW	11/10/2022		21:06	5-11	.455	1-4	.250	1-2	.500	0	1	1	1.0	0	3	1	1	0	12	8.5
at Florida St.	11/14/2022		21:28	6-12	.500	2-4	.500	8-9	.889	0	2	2	1.3	3	1	1	0	3	22	13.0
vs Merrimack	11/17/2022		25:20	4-9	.444	1-3	.333	0-0	.000	0	3	3	1.8	0	3	1	0	1	9	12.0
vs St. Thomas (MN)	11/18/2022		19:18	1-3	.333	1-2	.500	0-0	.000	0	3	3	2.0	2	1	1	0	0	3	10.2
at Montana	11/19/2022		28:19	4-7	.571	0-2	.000	4-4	1.000	0	7	7	2.8	2	3	0	0	2	12	10.5
Southern-N.O.	11/23/2022		25:41	9-12	.750	3-6	.500	0-0	.000	0	3	3	2.9	1	6	2	0	0	21	12.0
Totals		0	155:48	30-55	.545	9-22	.409	15-17	.882	0	20	20	2.9	9	17	7	1	6	84	12.0

Player Averages

Games Played	Minutes/game	Points/game	FG Pct	3FG Pct	FT Pct	Rebounds/game	Assists/game	Turnovers/game	Assist/Turnover ratio	Steals/game	Blocks/game
7	22.3	12.0	54.5	40.9	88.2	2.9	2.4	1.0	2.4	0.9	0.1

PLAYER BIO

Sophomore (2021-22)

- Made first career start for Troy at Florida with three points and six rebounds
- Played 497 minutes in 30 games played
- Ranked third for Troy in assists with 1.6 per game
- Recorded a season-high 14 points against Little Rock on 6-of-12 shooting
- Averaged 4.8 points, 2.5 rebounds, and 1.6 assists in 16.6 minutes
- Sat third in defensive rebounds for Troy at 2.1 per game

Eastern Florida State College (2020-21)

- Averaged 11.9 points and 5.1 rebounds
- Tabbed a member of the All-Central First Team
- Shot over 40-percent from the field in conference and over 41-percent on the year
- Led the Titans with 29 steals
- Recorded a career-high 21 points against the State College and Florida

Angelina College (2019-20)

- Averaged 9.4 points and 4.1 rebounds and 12.7 minutes per game
- Shot 42-percent from the field, including almost 40-percent from behind the arc
- Boasted a season-high 17 points with seven rebounds, four assist and a block against Victoria College

High School

- Attended Spring High School
- Dubbed a member of the first-team all-district and the Texas Association of Basketball Coaches (TABC) all-regional team
- Listed as a top-50 player from the State of Texas

Personal


- Christyon V'chon Eugene
- Nicknamed "Spudd"
- Born March 19, 2001 in Houston, Texas
- Son of Joann and Vincent Eugene
- Has five siblings: Joshua, Vincent, Kennesha, Jovincia and Jada
- Majoring in psychology

MISCELLANEOUS SUPERLATIVES

	2022-23	CAREER
Games with 10+ points	4	5
Games with 20+ points	2	2
Games with 10+ rebounds	0	0
Games with 3+ assists	4	11
Games with 2+ steals	2	7
Games with 2+ blocks	0	0
Double-Doubles	0	0
Games started	0	1

CAREER STATS

SEASON	TEAM	GP-GS	MIN/AVG	Field Goals		3-Point		F-Throws		Rebounds				Scoring						
				FG-FGA	FG%	3FG-3FGA	3FG%	FT-FTA	FT%	OFF	DEF	TOT	AVG	PF-FO	A	TO	BLK	STL	PTS	AVG
2021-22	TROY	30-2	497/16.6	54-133	.406	19-55	.345	17-30	.567	12	63	75	2.5	27-0	47	42	4	23	144	4.8
2022-23	TROY	7-0	156/22.3	30-55	.545	9-22	.409	15-17	.882	0	20	20	2.9	9-0	17	7	1	6	84	12.0
TOTAL		37-2	653/17.6	84-188	.447	28-77	.364	32-47	.681	12	83	95	2.6	36-0	64	49	5	29	228	6.2



Sr. | Forward | 6-9 | 190 | Parker HS

CAREER HIGHS @ TROY

Points	28 at Indiana (11/16/19)
Rebounds	18 vs. S. Alabama (02/13/21)
Assists	4 (4X) vs. SUNO (11/23/22)
Blocks	4 vs. MUW (11/10/22)
Steals	3 vs. North Dakota (11/19/21)
Minutes	49 vs. J-Ville St. (11/16/21)
FG Made	11 at Indiana (11/16/19)
3FG Made	4 at Fla. Atlantic (11/22/21)
FT Made	11 vs. Samford (12/16/20)

2022-23 GAME-BY-GAME STATS

Opponent	Date	GS	MIN	Total		3-Pointers		Free throws		Rebounds				PF	A	TO	BLK	STL	PTS	AVG
				FG-FGA	PCT	3FG-3FGA	PCT	FT-FTA	PCT	OFF	DEF	TOT	AVG							
Montevallo	11/07/2022	*	25:55	3-5	.600	0-0	.000	2-4	.500	3	5	8	8.0	1	0	3	0	2	8	8.0
MUW	11/10/2022	*	20:30	5-9	.556	0-2	.000	0-0	.000	2	7	9	8.5	1	1	0	4	2	10	9.0
at Florida St.	11/14/2022	*	24:45	5-9	.556	2-4	.500	0-2	.000	4	2	6	7.7	4	1	1	0	3	12	10.0
vs Merrimack	11/17/2022	*	13:25	4-6	.667	0-0	.000	0-0	.000	1	4	5	7.0	3	1	0	0	0	8	9.5
vs St. Thomas (MN)	11/18/2022	*	14:02	1-2	.500	1-1	1.000	0-0	.000	0	2	2	6.0	5	0	0	0	0	3	8.2
at Montana	11/19/2022	*	35:12	6-16	.375	0-2	.000	1-2	.500	5	3	8	6.3	2	1	3	2	1	13	9.0
Southern-N.O.	11/23/2022	*	17:59	5-6	.833	0-0	.000	0-5	.000	3	4	7	6.4	0	4	0	0	3	10	9.1
Totals		7	151:48	29-53	.547	3-9	.333	3-13	.231	18	27	45	6.4	16	8	7	6	11	64	9.1

Player Averages

Games Played	Minutes/game	Points/game	FG Pct	3FG Pct	FT Pct	Rebounds/game	Assists/game	Turnovers/game	Assist/Turnover ratio	Steals/game	Blocks/game
7	21.7	9.1	54.7	33.3	23.1	6.4	1.1	1.0	1.1	1.6	0.9

PLAYER BIO

Junior (2021-22)

- Started 20 of 30 games played - led team with 747 minutes
- Played in a career-high 49 minutes in triple OT game against Jacksonville State
- Scored double figures in 10 games
- Notched a double-double in two games
- Led Troy in blocked shots (17)
- Ranked eighth in SBC in rebounding with 6.5 per game - second for Troy
- Topped the Trojans in 3-point percentage (min. 10 shots) at 41.5 percent

Junior (2020-21)

- Was the only Trojan to start in all 28 games
- Averaged 10.8 points and a team-high 8.2 rebounds
- Led the team with 229 total rebounds
- Shot a team-best 48.3 percent from the field
- Boasted a season-high 24 points against Georgia Southern (Jan, 16)
- Tallied a career-high 18 rebounds against South Alabama (Feb. 13)

Sophomore (2019-20):

- Played in 16 games, making 12 starts
- Averaged 11.1 points and 5.6 rebounds
- Shot a team-best 51.9 percent (70-of-135).
- Exploded for a career-best 28 points and 8 rebounds at Indiana (Nov. 16), the most points scored by a Trojan all season
- Recorded his first career double-double at Chattanooga on Dec. 15 (12 points, 10 rebounds)

Freshman (2018-19):

- Played in all 30 games, starting two
- Averaged 3.1 points and 2.2 rebounds in 9.6 minutes
- Second on the team in total blocks (25)

High School:

- Played for Parker High School
- Made the all-state team twice
- Landed on the final four all-tournament team twice.

Personal:

- Xavier Lamar Williams
- Born on Oct. 22, 1999, in Birmingham, Ala.
- Son of Tamika and Xavier Williams
- Has two brothers named Tavion and Xander and a sister named Tionno.

MISCELLANEOUS SUPERLATIVES

	2022-23	CAREER
Games with 10+ points	4	51
Games with 20+ points	0	3
Games with 10+ rebounds	0	13
Games with 3+ assists	1	14
Games with 2+ steals	3	10
Games with 2+ blocks	2	19
Double-Doubles	0	10
Games started	7	69

CAREER STATS

SEASON	TEAM	GP-GS	MIN/AVG	Field Goals		3-Point		F-Throws		Rebounds				Scoring						
				FG-FGA	FG%	3FG-3FGA	3FG%	FT-FTA	FT%	OFF	DEF	TOT	AVG	PF-FO	A	TO	BLK	STL	PTS	AVG
2020-21	TROY	28-28	814/29.1	115-238	.483	8-30	.267	63-101	.624	67	162	229	8.2	71-3	33	54	28	11	301	10.8
2021-22	TROY	30-20	747/24.9	86-183	.470	17-41	.415	44-56	.786	50	146	196	6.5	56-1	29	34	17	16	233	7.8
2022-23	TROY	7-7	152/21.7	29-53	.547	3-9	.333	3-13	.231	18	27	45	6.4	16-1	8	7	6	11	64	9.1
TOTAL		65-55	1712/26.3	230-474	.485	28-80	.350	110-170	.647	135	335	470	7.2	143-5	70	95	51	38	598	9.2



Sr. | Guard | 6-3 | 190 | Georgia State

CAREER HIGHS @ TROY

Points	22 vs. SUNO (11/23/22)
Rebounds	9 vs. MUW (11/10/22)
Assists	8 vs. SUNO (11/23/22)
Blocks	1 (2x) at Montana (11/19/22)
Steals	13 vs. SUNO (11/23/22)
Minutes	27 vs. SUNO (11/23/22)
FG Made	8 (2x) vs. SUNO (11/23/22)
3FG Made	3 (2x) vs. SUNO (11/23/22)
FT Made	5 at Montana (11/19/22)

2022-23 GAME-BY-GAME STATS

Opponent	Date	GS	MIN	Total		3-Pointers		Free throws		Rebounds				PF	A	TO	BLK	STL	PTS	AVG
				FG-FGA	PCT	3FG-3FGA	PCT	FT-FTA	PCT	OFF	DEF	TOT	AVG							
Montevallo	11/07/2022	*	26:16	5-13	.385	3-8	.375	4-6	.667	3	5	8	8.0	3	3	2	1	3	17	17.0
MUW	11/10/2022	*	22:53	8-11	.727	2-5	.400	2-2	1.000	2	7	9	8.5	2	3	2	0	4	20	18.5
at Florida St.	11/14/2022	*	25:26	1-11	.091	1-6	.167	0-0	.000	1	1	2	6.3	2	0	2	0	3	13.3	
vs Merrimack	11/17/2022	*	24:33	2-6	.333	0-1	.000	0-0	.000	3	4	7	6.5	1	3	1	0	0	4	11.0
vs St. Thomas (MN)	11/18/2022	*	24:25	7-11	.636	1-5	.200	0-0	.000	3	1	4	6.0	0	0	0	1	15	11.8	
at Montana	11/19/2022	*	20:36	4-9	.444	1-3	.333	5-5	1.000	2	2	4	5.7	2	1	0	1	14	12.2	
Southern-N.O.	11/23/2022	*	27:09	8-13	.615	3-7	.429	3-6	.500	4	4	8	6.0	1	8	1	0	13	22	13.6
Totals		7	171:18	35-74	.473	11-35	.314	14-19	.737	18	24	42	6.0	11	18	8	2	22	95	13.6

Player Averages

Games Played	Minutes/ game	Points/ game	FG Pct	3FG Pct	FT Pct	Rebounds/ game	Assists/ game	Turnovers/ game	Assist/Turnover ratio	Steals/ game	Blocks/ game
7	24.5	13.6	47.3	31.4	73.7	6.0	2.6	1.1	2.3	3.1	0.3

PLAYER BIO

Georgia State (2018-2022)

- Returned from injury with a 15-point, five steal performance against Brewton-Parker
- Finished senior season with 7.7 points, 3.4 rebounds and 1.6 steals on 44 percent shooting from the field
- Played a career-high 36 minutes at High Point
- Tied a career-high 20 points with four 3-pointers against Toccoa Falls
- Missed 2020-21 season due to injury
- Shot a 47.1/41.1/72.7 shooting split in 22.8 minutes (Sophomore season)
- Averaged 8.1 points and 3.8 rebounds while swiping 37 steals – third most on GSU (Sophomore)
- Blocked a career-high three shots against No. 2 ranked Duke
- Garnered first career start at Louisiana, finishing with 14 points on 4-of-5 shooting from the field and six rebounds
- As a freshman, averaged 5.1 points and 3.3 rebounds in 33 games
- Set a career-high 20 points on 7-of-8 shooting against Middle Georgia St. in freshman season

High School

- Led Warner Robins to the 2018 5A State Championship
- Earned All-State First Team, All-Region, All-County and Region 5A Player of the Year
- Averaged 20 points, six rebounds, four assists and three steals as a junior at Warner Robins HS
- A standout at Warner Robins with a 4-star rating and ranked as the fifth-best player in the state of Georgia
- Ranked in the top-100 by 247sports.com

Personal

- Born on Dec. 15, 1998, in Warner Robins, Ga.
- Son of Nelson Phillips Sr. and Antionette Jones
- Brother to five siblings

MISCELLANEOUS SUPERLATIVES

	2022-23	CAREER
Games with 10+ points	5	28
Games with 20+ points	2	5
Games with 10+ rebounds	0	0
Games with 3+ assists	4	8
Games with 2+ steals	3	31
Games with 2+ blocks	0	10
Double-Doubles	1	1
Games started	7	21

CAREER STATS

SEASON	TEAM	GP-GS	MIN/AVG	Field Goals		3-Point		F-Throws		Rebounds				Scoring						
				FG-FGA	FG%	3FG-3FGA	3FG%	FT-FTA	FT%	OFF	DEF	TOT	AVG	PF-FO	A	TO	BLK	STL	PTS	AVG
2018-19	GSU	33-1	431/13.1	65-119	.546	6-17	.353	33-55	.600	48	61	109	3.3	27-0	16	25	5	24	169	5.1
2019-20	GSU	30-2	684/22.8	90-191	.471	39-95	.411	24-33	.727	47	66	113	3.8	46-2	23	46	25	37	243	8.1
2021-22	GSU	22-11	482/21.9	66-150	.440	27-80	.338	10-16	.625	34	40	74	3.4	22-1	20	20	7	35	169	7.7
2022-23	TROY	7-7	171/24.5	35-74	.473	11-35	.314	14-19	.737	18	24	42	6.0	11-0	18	8	2	22	95	13.6
TOTAL FOR TROY		7-7	171/24.5	35-74	.473	11-35	.314	14-19	.737	18	24	42	6.0	11-0	18	8	2	22	95	13.6
TOTAL		92-21	1768/19.2	256-534	.479	83-227	.366	81-123	.659	147	191	338	3.7	106-3	77	99	39	118	676	7.3



So. | Guard | 6-2 | 160 | Southwest Covenant School

CAREER HIGHS @ TROY

Points	4 vs. SUNO (11/23/22)
Rebounds	1 vs. Rust (12/01/21)
Assists	1 (2x) vs. Montevallo (11/7/22)
Blocks	N/A
Steals	1 (2x) vs. Merrimack (11/17/22)
Minutes	10 vs. MUW (11/10/22)
FG Made	2 vs. SUNO (11/23/22)
3FG Made	N/A
FT Made	1 vs. Rust (12/01/21)

2022-23 GAME-BY-GAME STATS

Opponent	Date	GS	MIN	Total		3-Pointers		Free throws		Rebounds				PF	A	TO	BLK	STL	PTS	AVG
				FG-FGA	PCT	3FG-3FGA	PCT	FT-FTA	PCT	OFF	DEF	TOT	AVG							
Montevallo	11/07/2022		01:52	0-1	.000	0-0	.000	0-0	.000	0	0	0	0.0	0	1	0	0	0	0	0.0
MUW	11/10/2022		09:47	1-5	.200	0-3	.000	0-0	.000	0	0	0	0.0	1	0	1	0	0	2	1.0
vs Merrimack	11/17/2022		03:32	0-1	.000	0-1	.000	0-0	.000	0	0	0	0.0	0	0	0	0	1	0	0.7
Southern-N.O.	11/23/2022		07:57	2-4	.500	0-0	.000	0-0	.000	0	0	0	0.0	0	0	0	0	4	1.5	
Totals		0	23:08	3-11	.273	0-4	.000	0-0	.000	0	0	0	0.0	1	1	0	1	6	1.5	

Player Averages

Games Played	Minutes/game	Points/game	FG Pct	3FG Pct	FT Pct	Rebounds/game	Assists/game	Turnovers/game	Assist/Turnover ratio	Steals/game	Blocks/game
4	5.8	1.5	27.3	0.0	0.0	0.0	0.3	0.3	1.0	0.3	0.0

PLAYER BIO

Freshman (2021-22)

- Competed in first career game against Carver, finishing with two points
- Checked into two games against Carver and Rust
- Obtained first career rebound, assist and steal against Rust

High School:

- Graduated from Southwest Covenant
- Holds the school record for most points in a game (44) and career points (1,444)
- Selected to play in the Oklahoma Coaches All-Star Game
- Led Oklahoma's Class A in scoring during his junior and senior campaign
- Averaged 24 points senior year

Personal:

- Kirk Brady Cole
- Born May 28, 2002 in Oklahoma City, Okla.
- Son of Kerri and Keith Cole
- Has two siblings, Brady and Ashlea
- Majoring in business

MISCELLANEOUS SUPERLATIVES

	2022-23	CAREER
Games with 10+ points	0	0
Games with 20+ points	0	0
Games with 10+ rebounds	0	0
Games with 3+ assists	0	0
Games with 2+ steals	0	0
Games with 2+ blocks	0	0
Double-Doubles	0	0
Games started	0	0

CAREER STATS

SEASON	TEAM	GP-GS	MIN/AVG	Field Goals		3-Point		F-Throws		Rebounds				Scoring						
				FG-FGA	FG%	3FG-3FGA	3FG%	FT-FTA	FT%	OFF	DEF	TOT	AVG	PF-FO	A	TO	BLK	STL	PTS	AVG
2021-22	TROY	2-0	9/4.7	1-3	.333	0-0	.000	1-2	.500	0	1	1	0.5	1-0	1	1	0	1	3	1.5
2022-23	TROY	4-0	23/5.8	3-11	.273	0-4	.000	0-0	.000	0	0	0	0.0	1-0	1	1	0	1	6	1.5
TOTAL		6-0	33/5.4	4-14	.286	0-4	.000	1-2	.500	0	1	1	0.2	2-0	2	2	0	2	9	1.5



Fr. | Forward | 6-7 | 210 | Success Unlimited Academy

CAREER HIGHS @ TROY

Points	--
Rebounds	--
Assists	--
Blocks	--
Steals	--
Minutes	--
FG Made	--
3FG Made	--
FT Made	--

2022-23 GAME-BY-GAME STATS

PLAYER BIO

High School

- Graduated from Success Unlimited Academy in Montgomery, Ala. under Eric Dudley
- Led his team to the state championship in 2020-21
- Dominated in HS, averaging 30 points, 11 rebounds and five assists per game.
- Rated No. 10 player in North Carolina and No. 58 small forward in the country by 247Sports Composite.
- Played junior season at Charlotte's Victory Christian School in North Carolina

Personal

- Full name is Randi Josue Ovalle Jiménez
- Born on Dec. 1, 2002 in the Dominican Republic
- Son of Jenniffer Fanny Jiménez Núñez and Junior Manuel Ovalle Ventura

MISCELLANEOUS SUPERLATIVES

	2022-23	CAREER
Games with 10+ points	0	0
Games with 20+ points	0	0
Games with 10+ rebounds	0	0
Games with 3+ assists	0	0
Games with 2+ steals	0	0
Games with 2+ blocks	0	0
Double-Doubles	0	0
Games started	0	0

CAREER STATS



Fr. | Forward | 6-8 | 210 | Lawrence E. Elkins HS

CAREER HIGHS @ TROY

Points	7 vs. MUW (11/10/22)
Rebounds	7 vs. Merrimack (11/17/22)
Assists	1 (2x) vs. SUNO (11/23/22)
Blocks	1 vs. SUNO (11/23/22)
Steals	2 vs. MUW (11/10/22)
Minutes	18 vs. Merrimack (11/17/22)
FG Made	3 vs. MUW (11/10/22)
3FG Made	1 (2x) at Montana (11/19/22)
FT Made	2 vs. Merrimack (11/17/22)

2022-23 GAME-BY-GAME STATS

PLAYER BIO

Opponent	Date	GS	MIN	Total		3-Pointers		Free throws		Rebounds				PF	A	TO	BLK	STL	PTS	AVG
				FG-FGA	PCT	3FG-3FGA	PCT	FT-FTA	PCT	OFF	DEF	TOT	AVG							
Montevallo	11/07/2022		08:01	1-2	.500	1-2	.500	0-0	.000	0	2	2	2.0	1	0	0	0	0	3	3.0
MUW	11/10/2022		16:52	3-7	.429	0-2	.000	1-1	1.000	2	0	2	2.0	1	0	1	0	2	7	5.0
at Florida St.	11/14/2022		08:49	0-1	.000	0-0	.000	0-0	.000	1	2	3	2.3	1	1	0	0	0	0	3.3
vs Merrimack	11/17/2022		18:26	0-3	.000	0-0	.000	2-4	.500	1	6	7	3.5	3	0	0	0	1	2	3.0
vs St. Thomas (MN)	11/18/2022		11:30	0-2	.000	0-1	.000	0-0	.000	1	2	3	3.4	3	0	1	0	1	0	2.4
at Montana	11/19/2022		16:44	1-1	1.000	1-1	1.000	0-1	.000	0	3	3	3.3	2	0	1	0	0	3	2.5
Southern-N.O.	11/23/2022		16:11	1-1	1.000	1-1	1.000	0-0	.000	0	5	5	3.6	1	1	1	1	1	3	2.6
Totals		0	96:33	6-17	.353	3-7	.429	3-6	.500	5	20	25	3.6	12	2	4	1	5	18	2.6

Player Averages

Games Played	Minutes/ game	Points/ game	FG Pct	3FG Pct	FT Pct	Rebounds/ game	Assists/ game	Turnovers/ game	Assist/Turnover ratio	Steals/ game	Blocks/ game
7	13.8	2.6	35.3	42.9	50.0	3.6	0.3	0.6	0.5	0.7	0.1

High School

- Finished senior season with 9.4 points, 9.4 rebounds and 1.2 assists
- Accumulated a 75-26 record in HS
- Awarded All-Academic and All-District First Team in senior season at Lawrence E. Elkins
- Named Defensive Player of the Year for District at Lawrence E. Elkins
- Received multiple D-1 offers to play football as a wide receiver – awarded All-District First Team
- Attended two high schools (Kinkaid School 9th grade, Lawrence E. Elkins 10th-12th)

Personal

- Born on June 2, 2004, in Charlotte, N.C.
- Son of Stacy and Jackie Fields
- Brother of two sisters (Skylar and Sydney)
- Maintains the ability to flip his eyelids

MISCELLANEOUS SUPERLATIVES

	2022-23	CAREER
Games with 10+ points	0	0
Games with 20+ points	0	0
Games with 10+ rebounds	0	0
Games with 3+ assists	0	0
Games with 2+ steals	1	1
Games with 2+ blocks	0	0
Double-Doubles	0	0
Games started	0	0

CAREER STATS

SEASON	TEAM	GP-GS	MIN/AVG	Field Goals		3-Point		F-Throws		Rebounds				Scoring						
				FG-FGA	FG%	3FG-3FGA	3FG%	FT-FTA	FT%	OFF	DEF	TOT	AVG	PF-FO	A	TO	BLK	STL	PTS	AVG
2022-23	TROY	7-0	97/13.8	6-17	.353	3-7	.429	3-6	.500	5	20	25	3.6	12-0	2	4	1	5	18	2.6
TOTAL		7-0	97/13.8	6-17	.353	3-7	.429	3-6	.500	5	20	25	3.6	12-0	2	4	1	5	18	2.6



So. | Forward | 6-10 | 230 | Our Savior Lutheran Academy

CAREER HIGHS @ TROY

Points	12 vs. Montevallo (11/7/22)
Rebounds	9 vs. Montevallo (11/7/22)
Assists	3 vs. SUNO (11/23/22)
Blocks	2 (2x) vs. Rust (12/01/21)
Steals	2 (3x) at Tenn. Tech (12/11/21)
Minutes	21 at Butler (11/13/21)
FG Made	5 (2x) vs. SUNO (11/23/22)
3FG Made	1 (2x) vs. SUNO (11/23/22)
FT Made	3 vs UT-Martin (11/20/21)

2022-23 GAME-BY-GAME STATS

Opponent	Date	GS	MIN	Total		3-Pointers		Free throws		Rebounds				PF	A	TO	BLK	STL	PTS	AVG
				FG-FGA	PCT	3FG-3FGA	PCT	FT-FTA	PCT	OFF	DEF	TOT	AVG							
Montevallo	11/07/2022	*	21:22	5-11	.455	1-3	.333	1-2	.500	5	4	9	9.0	0	1	1	0	12	12.0	
MUW	11/10/2022	*	17:17	3-5	.600	0-0	.000	2-3	.667	2	2	4	6.5	2	0	3	1	2	8	10.0
at Florida St.	11/14/2022	*	04:40	0-0	.000	0-0	.000	0-4	.000	0	0	0	4.3	4	0	0	0	0	6.7	
vs Merrimack	11/17/2022	*	11:51	1-4	.250	0-0	.000	1-2	.500	2	2	4	4.3	1	1	0	0	3	5.8	
at Montana	11/19/2022		01:32	0-0	.000	0-0	.000	0-0	.000	0	0	0	3.4	1	0	0	0	0	4.6	
Southern-N.O.	11/23/2022		13:30	5-7	.714	1-1	1.000	0-2	.000	1	5	6	3.8	1	3	0	1	11	5.7	
Totals			4	70:12	14-27	.519	2-4	.500	4-13	.308	10	13	23	3.8	9	5	4	2	34	5.7

Player Averages

Games Played	Minutes/game	Points/game	FG Pct	3FG Pct	FT Pct	Rebounds/game	Assists/game	Turnovers/game	Assist/Turnover ratio	Steals/game	Blocks/game
6	11.7	5.7	51.9	50.0	30.8	3.8	0.8	0.7	1.3	0.5	0.3

PLAYER BIO

Freshman (2021-22)

- Engaged in 26 games, starting the first 11 games
- Started first career game against Carver, finishing with eight points, three rebounds, two steals and two assists in 11 minutes
- Finished with 2.2 points and 1.9 rebounds in 11.3 minutes
- Netted a career-high eight points twice against Carver and Rust
- Grabbed a career-high six rebounds against Jacksonville St.

High School:

- Played a post-graduate year at Our Savior Lutheran
- Averaged 14 points and nine rebounds
- Graduated from North Central Texas Academy

Personal:

- Nathan "Nate" Tshimanga
- Born July 8, 2001 in Montreal, Quebec, Canada
- Son of Patricia Idikayi and Florent Tshimanga
- Has five siblings, Emmanuel, Jordy, Link, Florence and Yasmine
- All five siblings also played DI basketball
- Major is undecided

MISCELLANEOUS SUPERLATIVES

	2022-23	CAREER
Games with 10+ points	2	2
Games with 20+ points	0	0
Games with 10+ rebounds	0	0
Games with 3+ assists	1	1
Games with 2+ steals	1	4
Games with 2+ blocks	0	2
Double-Doubles	0	0
Games started	4	15

CAREER STATS

SEASON	TEAM	GP-GS	MIN/AVG	Field Goals		3-Point		F-Throws		Rebounds				Scoring						
				FG-FGA	FG%	3FG-3FGA	3FG%	FT-FTA	FT%	OFF	DEF	TOT	AVG	PF-FO	A	TO	BLK	STL	PTS	AVG
2021-22	TROY	26-11	294/11.3	22-59	.373	0-4	.000	12-34	.353	8	41	49	1.9	25-1	17	25	5	10	56	2.2
2022-23	TROY	6-4	70/11.7	14-27	.519	2-4	.500	4-13	.308	10	13	23	3.8	9-0	5	4	2	3	34	5.7
TOTAL		32-15	365/11.4	36-86	.419	2-8	.250	16-47	.340	18	54	72	2.3	34-1	22	29	7	13	90	2.8



So. | Forward | 6-7 | 220 | South Grand Prairie

CAREER HIGHS @ TROY

Points	13 (2x) at South Alabama (01/27/22)
Rebounds	9 vs Little Rock (02/12/22)
Assists	4 vs. Carver (11/09/21)
Blocks	3 vs. SUNO (11/23/22)
Steals	5 vs. St. Thomas (11/18/22)
Minutes	24 Ark. Baptist (12/18/21)
FG Made	5 vs. Ark. Baptist (12/18/21)
3FG Made	2 at Montana (11/19/22)
FT Made	5 at South Alabama (01/27/22)

2022-23 GAME-BY-GAME STATS

Opponent	Date	GS	MIN	Total		3-Pointers		Free throws		Rebounds				PF	A	TO	BLK	STL	PTS	AVG
				FG-FGA	PCT	3FG-3FGA	PCT	FT-FTA	PCT	OFF	DEF	TOT	AVG							
Montevallo	11/07/2022		14:33	1-2	.500	0-1	.000	0-0	.000	0	2	2	2.0	3	1	1	0	1	2	2.0
MUW	11/10/2022		17:56	2-3	.667	1-2	.500	0-0	.000	0	3	3	2.5	1	0	1	0	0	5	3.5
at Florida St.	11/14/2022		28:18	3-5	.600	0-1	.000	1-2	.500	1	2	3	2.7	4	3	2	0	1	7	4.7
vs Merrimack	11/17/2022		19:35	4-7	.571	0-0	.000	0-2	.000	0	2	2	2.5	3	1	1	0	1	8	5.5
vs St. Thomas (MN)	11/18/2022	*	32:36	3-7	.429	1-3	.333	2-2	1.000	2	3	5	3.0	2	0	2	0	5	9	6.2
at Montana	11/19/2022	*	20:46	3-5	.600	2-3	.667	0-0	.000	0	1	1	2.7	4	0	1	0	0	8	6.5
Southern-N.O.	11/23/2022	*	16:43	1-1	1.000	0-0	.000	2-2	1.000	0	1	1	2.4	0	0	1	3	2	4	6.1
Totals		3	150:27	17-30	.567	4-10	.400	5-8	.625	3	14	17	2.4	17	5	9	3	10	43	6.1

Player Averages

Games Played	Minutes/game	Points/game	FG Pct	3FG Pct	FT Pct	Rebounds/game	Assists/game	Turnovers/game	Assist/Turnover ratio	Steals/game	Blocks/game
7	21.5	6.1	56.7	40.0	62.5	2.4	0.7	1.3	0.6	1.4	0.4

PLAYER BIO

Sophomore (2021-22)

- Saw action in all 32 games – one of just two Trojans
- Ranked third for Troy in offensive rebounds with 1.1 per game (35)
- Marked at three points and 2.5 rebounds in 9.9 minutes
- Set a career-high 13 points twice against Arkansas Baptist and at South Alabama
- Grabbed a career-high nine rebounds against Little Rock
- Shot 100 percent in three games (min. two shots) against Rust (4-of-4), Arkansas Baptist (5-of-5) and at Georgia Southern (2-of-2)
- Dished a career-high four assists against Carver
- Led Troy in shooting percentage (min. 10 shots) at 60 percent (36-of-60)

Freshman (2020-21):

- Saw action in all 28 games with one start
- Averaged 2.8 points and 2.6 rebounds over 13.6 minutes of work
- Shot 40.3 percent from the field (27-for-67)
- Also knocked down four three-pointers
- Recorded 12 assists, 11 steals and seven blocks
- Tallied a career-best eight points and six rebounds against Appalachian State (Jan. 1)

High School:

- A standout at South Grand Prairie HS where he played for head coach Brandon Bennett
- Named the 2019 Texas 6A District 7 Defensive Player of the Year
- Averaged 14.2 and 5.5 rebounds per game.
- Scored a career-best 38 points and grabbed 12 rebounds against Waxahachie
- Named the 6A District 7 Sophomore of the Year
- Named to the TABC 6A all-region team.

Personal:

- Christian Jamal Turner
- Born Sept. 20, 2001
- Son of Regina and Denoris Turner
- Has two brothers, Reggie McDonald and Justin Turner
- His brother Justin played for Henderson State.
- Majoring in psychology

MISCELLANEOUS SUPERLATIVES

	2022-23	CAREER
Games with 10+ points	0	2
Games with 20+ points	0	0
Games with 10+ rebounds	0	0
Games with 3+ assists	1	4
Games with 2+ steals	2	8
Games with 2+ blocks	0	1
Double-Doubles	0	0
Games started	3	5

CAREER STATS

SEASON	TEAM	GP-GS	MIN/AVG	Field Goals		3-Point		F-Throws		Rebounds				Scoring						
				FG-FGA	FG%	3FG-3FGA	3FG%	FT-FTA	FT%	OFF	DEF	TOT	AVG	PF-FO	A	TO	BLK	STL	PTS	AVG
2020-21	TROY	28-1	382/13.6	27-67	.403	4-15	.267	20-29	.690	27	45	72	2.6	53-2	12	23	7	11	78	2.8
2021-22	TROY	32-1	316/9.9	36-60	.600	1-6	.167	23-39	.590	35	44	79	2.5	41-0	17	22	3	11	96	3.0
2022-23	TROY	7-3	150/21.5	17-30	.567	4-10	.400	5-8	.625	3	14	17	2.4	17-0	5	9	3	10	43	6.1
TOTAL		67-5	848/12.7	80-157	.510	9-31	.290	48-76	.632	65	103	168	2.5	111-2	34	54	13	32	217	3.2



NEW YORK, N.Y.

Sr. | Forward | 6-8 | 245 | Three Rivers College

CAREER HIGHS @ TROY

Points	8 vs. Merrimack (11/17/22)
Rebounds	7 vs. St. Thomas (11/18/22)
Assists	1 vs. SUNO (11/23/22)
Blocks	N/A
Steals	1 (3x) at Montana (11/19/22)
Minutes	15 vs. St. Thomas (11/18/22)
FG Made	4 vs. Merrimack (11/17/22)
3FG Made	1 (3x) vs. St. Thomas (11/18/22)
FT Made	2 vs. MUW (11/10/22)

2022-23 GAME-BY-GAME STATS

Opponent	Date	GS	MIN	Total		3-Pointers		Free throws		Rebounds				PF	A	TO	BLK	STL	PTS	AVG
				FG-FGA	PCT	3FG-3FGA	PCT	FT-FTA	PCT	OFF	DEF	TOT	AVG							
Montevallo	11/07/2022		10:09	1-3	.333	1-3	.333	1-2	.500	1	1	2	2.0	1	0	0	0	1	4	4.0
MUW	11/10/2022		08:57	1-3	.333	1-3	.333	2-3	.667	2	4	6	4.0	2	0	1	0	1	5	4.5
at Florida St.	11/14/2022		06:44	0-1	.000	0-0	.000	0-0	.000	0	0	0	2.7	1	0	0	0	0	3.0	
vs Merrimack	11/17/2022		14:08	4-7	.571	0-0	.000	0-0	.000	1	3	4	3.0	0	0	0	0	8	4.3	
vs St. Thomas (MN)	11/18/2022		14:58	2-7	.286	1-2	.500	1-2	.500	2	5	7	3.8	1	0	1	0	6	4.6	
at Montana	11/19/2022		05:08	0-2	.000	0-1	.000	0-0	.000	1	0	1	3.3	0	0	0	0	1	3.8	
Southern-N.O.	11/23/2022		11:50	2-4	.500	0-2	.000	0-0	.000	0	1	1	3.0	0	1	1	0	4	3.9	
Totals		0	71:54	10-27	.370	3-11	.273	4-7	.571	7	14	21	3.0	5	1	3	0	3	27	3.9

Player Averages

Games Played	Minutes/game	Points/game	FG Pct	3FG Pct	FT Pct	Rebounds/game	Assists/game	Turnovers/game	Assist/Turnover ratio	Steals/game	Blocks/game
7	10.3	3.9	37.0	27.3	57.1	3.0	0.1	0.4	0.3	0.4	0.0

PLAYER BIO

Junior (2021-22)

- Appeared in four games for 15 total minutes
- Shot a perfect 1-of-1 in free throws on the season
- Scored his first points at the College Basketball Invitational, finishing with three points

Junior (2020-21):

- Did not see action due to injury

Junior College:

- Averaged 9.8 points and 6.5 rebounds for the Three Rivers College (Mo.) Raiders
- Shot 52.9 percent from the field in 25 games
- Made 73 percent of his free throws
- Recorded at least 10 points in 13 of his 25 games
- Contributed 19 points and 8 rebounds against Southern Arkansas University Tech
- Turned in 12 games with at least 8 rebounds
- Recorded double-figure rebounds in five games.

High School:

- Attended St. Raymond's HS for Boys
- Played for head coach Jorge Lopez, leading the Raven to the CHSAA Championship game his freshman year
- Three CHSAA State Tournament appearances.

Personal:

- Lydell Geffrard
- Born Nov. 3, 1998
- Son of Ammie Washington and Albert Geffrard
- Intends to major in psychology.

MISCELLANEOUS SUPERLATIVES

	2022-23	CAREER
Games with 10+ points	0	0
Games with 20+ points	0	0
Games with 10+ rebounds	0	0
Games with 3+ assists	0	0
Games with 3+ steals	0	0
Games with 2+ blocks	0	0
Double-Doubles	0	0
Games started	0	0

CAREER STATS

SEASON	TEAM	GP-GS	MIN/AVG	Field Goals		3-Point		F-Throws		Rebounds				Scoring						
				FG-FGA	FG%	3FG-3FGA	3FG%	FT-FTA	FT%	OFF	DEF	TOT	AVG	PF-FO	A	TO	BLK	STL	PTS	AVG
2021-22	TROY	4-0	15/3.9	1-6	.167	0-0	.000	1-1	1.000	1	3	4	1.0	0-0	0	2	0	0	3	0.8
2022-23	TROY	7-0	72/10.3	10-27	.370	3-11	.273	4-7	.571	7	14	21	3.0	5-0	1	3	0	3	27	3.9
TOTAL		11-0	87/7.9	11-33	.333	3-11	.273	5-8	.625	8	17	25	2.3	5-0	1	5	0	3	30	2.7



33 DJ JAMERSON
MONTGOMERY, ALA.

Fr. | Forward | 6-7 | 190 | Montgomery Catholic

CAREER HIGHS @ TROY

Points	--
Rebounds	--
Assists	--
Blocks	--
Steals	--
Minutes	--
FG Made	--
3FG Made	--
FT Made	--

2022-23 GAME-BY-GAME STATS

PLAYER BIO

High School:

- Played at three different HS in Osan Middle High (2017-19), Stand Hope Elmore (2019-2020) and Montgomery Catholic (2020-2021)
- Compiled a 62-31 record in four years of varsity
- Averaged 18 points, 11 rebounds and 4.5 blocks in senior season
- Two-time Osan High School Team MVP (freshman and sophomore)
- Earned Top Gun Award at Osan for being the Best Offensive Player
- Awarded Elmore County Player of the Year and both Stanhope High School Offensive and Defensive Player of the of the Year in junior season
- Finished HS with a Alabama 3A State Runner-up finish while being named Alabama 3A All-State First Team, Capital City Conference Player of the Year and Montgomery Catholic Preparatory School Team MVP in senior season

Personal:

- Full name is Daniel Ray Jamerson
- Born on July 5, 2002 in Albuquerque, N.M.
- Son to Dannie and NatashaJamerson
- Majors in Environmental Science
- Both his parents served in the military which allowed him to live abroad in Guam, Japan and South Korea for 10 years
- Plays the trumpet and drums
- Can control his goosebumps
- Competed in baseball at Montgomery Catholic

MISCELLANEOUS SUPERLATIVES

	2022-23	CAREER
Games with 10+ points	0	0
Games with 20+ points	0	0
Games with 10+ rebounds	0	0
Games with 3+ assists	0	0
Games with 2+ steals.....	0	0
Games with 2+ blocks.....	0	0
Double-Doubles	0	0
Games started.....	0	0

CAREER STATS



So. | Guard | 6-1 | 160 | Oakman HS

CAREER HIGHS @ TROY

Points	3 vs. Carver (11/09/21)
Rebounds	N/A
Assists	N/A
Blocks	N/A
Steals	N/A
Minutes	3 vs. Rust (12/01/21)
FG Made	1 vs. Carver (11/09/21)
3FG Made	1 vs. Carver (11/09/21)
FT Made	N/A

2022-23 GAME-BY-GAME STATS

PLAYER BIO

Freshman (2021-22)

- Competed in three games for eight total minutes
- Netted first career points against Carver with one 3-pointer from deep
- Finished the season 1-of-1 from deep

High School:

- Graduated from Oakman High School after playing three seasons with Monroe County
- Helped lead Monroe County a post-season championship game
- Averaged 18 points, six assist and six rebounds per game at Oakman

Personal:

- Derek "DJ" Antonio Roberts Jr.
- Born on Dec. 4, 2000
- Son of Kyra and Derek Roberts
- Has four siblings, Javon, Kaylee, Kayla and Shayla
- Major is undecided

MISCELLANEOUS SUPERLATIVES

	2022-23	CAREER
Games with 10+ points	0	0
Games with 20+ points	0	0
Games with 10+ rebounds	0	0
Games with 3+ assists	0	0
Games with 2+ steals	0	0
Games with 2+ blocks	0	0
Double-Doubles	0	0
Games started	0	0

CAREER STATS

SEASON	TEAM	GP-GS	MIN/AVG	Field Goals		3-Point		F-Throws		Rebounds				Scoring						
				FG-FGA	FG%	3FG-3FGA	3FG%	FT-FTA	FT%	OFF	DEF	TOT	AVG	PF-FO	A	TO	BLK	STL	PTS	AVG
2021-22	TROY	3-0	8/2.5	1-1	1.000	1-1	1.000	0-0	.000	0	0	0	0.0	1-0	0	1	0	0	3	1.0
TOTAL		3-0	8/2.5	1-1	1.000	1-1	1.000	0-0	.000	0	0	0	0.0	1-0	0	1	0	0	3	1.0



Fr. | Guard | 6-5 | 180 | South Walton HS

SANTA ROSA BEACH, FLA.

CAREER HIGHS @ TROY

Points	5 vs. SUNO (11/23/22)
Rebounds	1 (2x) vs. SUNO (11/23/22)
Assists	--
Blocks	--
Steals	--
Minutes	5 vs. MUW (11/10/22)
FG Made	2 vs. SUNO (11/23/22)
3FG Made	1 vs. SUNO (11/23/22)
FT Made	--

2022-23 GAME-BY-GAME STATS

Opponent	Date	GS	MIN	Total		3-Pointers		Free throws		Rebounds				PF	A	TO	BLK	STL	PTS	AVG
				FG-FGA	PCT	3FG-3FGA	PCT	FT-FTA	PCT	OFF	DEF	TOT	AVG							
Montevallo	11/07/2022		01:11	0-0	.000	0-0	.000	0-0	.000	0	0	0	0	0	0	0	0	0	0	0.0
MUW	11/10/2022		04:40	0-2	.000	0-1	.000	0-0	.000	0	1	1	0.5	0	0	0	0	0	0	0.0
Southern-N.O.	11/23/2022		03:47	2-2	1.000	1-1	1.000	0-0	.000	1	0	1	0.7	1	0	0	0	0	5	1.7
Totals		0	09:38	2-4	.500	1-2	.500	0-0	.000	1	1	2	0.7	1	0	0	0	0	5	1.7

Player Averages

Games Played	Minutes/game	Points/game	FG Pct	3FG Pct	FT Pct	Rebounds/game	Assists/game	Turnovers/game	Assist/Turnover ratio	Steals/game	Blocks/game
3	3.2	1.7	50.0	50.0	0.0	0.7	0.0	0.0	0.0	0.0	0.0

PLAYER BIO

High School:

- Competed at South Walton HS for Safer Martin
- Named All-County Second Team, Player of the Month for Walton County and 3-time Player of the Week
- Averaged 17 points, seven rebounds and two assists in senior season
- Scored a career-high 31 points against Laurel Hill in his senior year
- Brought his team to the Florida 4A postseason in his junior season

Personal:

- Born on June, 11, 2003 in Los Angeles, Calif.
- Raised by his parents, Miranda and Jody Graham in Santa Rosa Beach, Fla.
- Brother to one sister named Millie who is 17
- Competed in golf during high school
- Graduated with a 3.5 GPA

MISCELLANEOUS SUPERLATIVES

	2022-23	CAREER
Games with 10+ points	0	0
Games with 20+ points	0	0
Games with 10+ rebounds	0	0
Games with 3+ assists	0	0
Games with 2+ steals	0	0
Games with 2+ blocks	0	0
Double-Doubles	0	0
Games started	0	0

CAREER STATS

SEASON	TEAM	GP-GS	MIN/AVG	Field Goals		3-Point		F-Throws		Rebounds				Scoring						
				FG-FGA	FG%	3FG-3FGA	3FG%	FT-FTA	FT%	OFF	DEF	TOT	AVG	PF-FO	A	TO	BLK	STL	PTS	AVG
2022-23	TROY	3-0	10/3.2	2-4	.500	1-2	.500	0-0	.000	1	1	2	0.7	1-0	0	0	0	0	5	1.7
TOTAL		3-0	10/3.2	2-4	.500	1-2	.500	0-0	.000	1	1	2	0.7	1-0	0	0	0	0	5	1.7



Fr. | Guard | 6-4 | 180 | Houston Academy

CAREER HIGHS @ TROY

Points	3 vs. Montevallo (11/7/22)
Rebounds	1 vs. SUNO (11/23/22)
Assists	--
Blocks	--
Steals	--
Minutes	5 vs. MUW (11/10/22)
FG Made	1 vs. Montevallo (11/7/22)
3FG Made	1 vs. Montevallo (11/7/22)
FT Made	--

2022-23 GAME-BY-GAME STATS

Opponent	Date	GS	MIN	Total		3-Pointers		Free throws		Rebounds				PF	A	TO	BLK	STL	PTS	AVG
				FG-FGA	PCT	3FG-3FGA	PCT	FT-FTA	PCT	OFF	DEF	TOT	AVG							
Montevallo	11/07/2022		00:42	1-1	1.000	1-1	1.000	0-0	.000	0	0	0	0.0	0	0	0	0	0	3	3.0
MUW	11/10/2022		04:40	0-0	.000	0-0	.000	0-0	.000	0	0	0	0.0	0	0	0	0	0	0	1.5
Southern-N.O.	11/23/2022		03:47	0-0	.000	0-0	.000	0-0	.000	0	1	1	0.3	0	0	1	0	0	0	1.0
Totals		0	09:09	1-1	1.000	1-1	1.000	0-0	.000	0	1	1	0.3	0	0	1	0	0	3	1.0

Player Averages

Games Played	Minutes/ game	Points/ game	FG Pct	3FG Pct	FT Pct	Rebounds/ game	Assists/ game	Turnovers/ game	Assist/Turnover ratio	Steals/ game	Blocks/ game
3	3.0	1.0	100.0	100.0	0.0	0.3	0.0	0.3	0.0	0.0	0.0

PLAYER BIO

High School:

- Played center/small forward at Houston Academy en route to two postseason appearances - junior season his team advanced to the regionals while senior year they went to the Final Four
- Accumulated a 47-36 record in three years at Houston Academy
- Coached by Scott Whitaker
- Averaged 11.4 points and 9.3 rebounds his junior season and 10.1 points, 9.3 rebounds and 2.3 assists his senior year

Personal:

- Full name is Kameryn Tshawn Mitchell
- Nicknamed "Kam"
- Born on April 26, 2004 in Dothan, Ala.
- Son of Mary Mitchell and Mike Palmer - both are bartenders
- Brother to two siblings: brother, Kadyn Mitchell (16) and sister, Adora Edwards (20)
- Graduated with a 3.1 GPA in HS
- Played football in HS
- Majors in Business

MISCELLANEOUS SUPERLATIVES

	2022-23	CAREER
Games with 10+ points	0	0
Games with 20+ points	0	0
Games with 10+ rebounds	0	0
Games with 3+ assists	0	0
Games with 2+ steals	0	0
Games with 2+ blocks	0	0
Double-Doubles	0	0
Games started	0	0

CAREER STATS

SEASON	TEAM	GP-GS	MIN/AVG	Field Goals		3-Point		F-Throws		Rebounds				Scoring						
				FG-FGA	FG%	3FG-3FGA	3FG%	FT-FTA	FT%	OFF	DEF	TOT	AVG	PF-FO	A	TO	BLK	STL	PTS	AVG
2022-23	TROY	3-0	9/3.0	1-1	1.000	1-1	1.000	0-0	.000	0	1	1	0.3	0-0	0	1	0	0	3	1.0
TOTAL		3-0	9/3.0	1-1	1.000	1-1	1.000	0-0	.000	0	1	1	0.3	0-0	0	1	0	0	3	1.0

2022-23 OVERALL STATS

Game Records

Record	Overall	Home	Away	Neutral
ALL GAMES	6-1	3-0	2-0	1-1
CONFERENCE	0-0	0-0	0-0	0-0
NON-CONFERENCE	6-1	3-0	2-0	1-1

Score by Periods

Team	1st	2nd	OT	TOT
Troy	293	309	0	602
Opponents	205	231	0	436

Team Box Score

No.	Player				Total		3-Point		F-Throw		Rebounds											
		GP-GS	MIN	AVG	FG-FGA	FG%	3FG-3FGA	3FG%	FT-FTA	FT%	OFF	DEF	TOT	AVG	PF	DQ	A	TO	BLK	STL	PTS	AVG
3	MILES, Duke	6-0	128:33	21.4	30-62	.484	8-17	.471	16-24	.667	5	10	15	2.5	14	0	14	14	0	4	84	14.0
11	PHILLIPS, Nelson	7-7	171:18	24.5	35-74	.473	11-35	.314	14-19	.737	18	24	42	6.0	11	0	18	8	2	22	95	13.6
5	EUGENE, Christyon	7-0	155:48	22.3	30-55	.545	9-22	.409	15-17	.882	0	20	20	2.9	9	0	17	7	1	6	84	12.0
0	PUNTER, Kieffer	7-7	176:19	25.2	16-39	.410	7-21	.333	27-29	.931	9	19	28	4.0	14	0	18	12	4	7	66	9.4
2	MUHAMMAD, Aamer	7-7	165:21	23.6	23-52	.442	11-31	.355	7-11	.636	2	12	14	2.0	13	0	23	9	1	4	64	9.1
10	WILLIAMS, Zay	7-7	151:48	21.7	29-53	.547	3-9	.333	3-13	.231	18	27	45	6.4	16	1	8	7	6	11	64	9.1
1	MCNEILL, Darius	1-0	19:54	19.9	3-6	.500	0-0	.000	3-3	1.000	0	2	2	2.0	1	0	2	1	0	4	9	9.0
30	TURNER, Christian	7-3	150:27	21.5	17-30	.567	4-10	.400	5-8	.625	3	14	17	2.4	17	0	5	9	3	10	43	6.1
21	TSHIMANGA, Nate	6-4	70:12	11.7	14-27	.519	2-4	.500	4-13	.308	10	13	23	3.8	9	0	5	4	2	3	34	5.7
32	GEFFRARD, Lydell	7-0	71:54	10.3	10-27	.370	3-11	.273	4-7	.571	7	14	21	3.0	5	0	1	3	0	3	27	3.9
15	FIELDS, Jackson	7-0	96:33	13.8	6-17	.353	3-7	.429	3-6	.500	5	20	25	3.6	12	0	2	4	1	5	18	2.6
35	GRAHAM, Remy	3-0	09:38	3.2	2-4	.500	1-2	.500	0-0	.000	1	1	2	0.7	1	0	0	0	0	0	5	1.7
12	COLE, Kirk	4-0	23:08	5.8	3-11	.273	0-4	.000	0-0	.000	0	0	0	0.0	1	0	1	1	0	1	6	1.5
55	MITCHELL, Kameryn	3-0	09:09	3.0	1-1	1.000	1-1	1.000	0-0	.000	0	1	1	0.3	0	0	0	1	0	0	3	1.0
Team											12	8	20					1				
Total		7	1400		219-458	.478	63-174	.362	101-150	.673	90	185	275	39.3	123	1	114	81	20	80	602	86.0
Opponents		7	1400		145-356	.407	48-151	.318	98-129	.760	42	171	213	30.4	137	4	80	136	16	35	436	62.3

Team Statistics

	TROY	OPP
Scoring	602	436
Points per game	86.0	62.3
Scoring margin	+23.7	-
Field goals-att	219-458	145-356
Field goal pct	.478	.407
3 point fg-att	63-174	48-151
3-point FG pct	.362	.318
3-pt FG made per game	9.0	6.9
Free throws-att	101-150	98-129
Free throw pct	.673	.760
F-Throws made per game	14.4	14.0
Rebounds	275	213
Rebounds per game	39.3	30.4
Rebounding margin	+8.9	-
Assists	114	80
Assists per game	16.3	11.4
Turnovers	81	136
Turnovers per game	11.6	19.4
Turnover margin	+7.9	-
Assist/turnover ratio	1.4	0.6
Steals	80	35
Steals per game	11.4	5.0
Blocks	20	16
Blocks per game	2.9	2.3
Winning streak	2	-
Home win streak	3	-
Attendance	7507	7617
Home games-Avg/Game	3-2502	2-3809
Neutral site-Avg/Game	-	2-126

Team Results

Date	Opponent		Score	Att.
11/07/2022	Montevallo	W	87-67	2879
11/10/2022	MUW	W	96-42	2498
11/14/2022	at Florida St.	W	79-72	4973
11/17/2022	vs Merrimack	W	73-54	0
11/18/2022	vs St. Thomas (MN)	L	76-78	251
11/19/2022	at Montana	W	73-62	2644
11/23/2022	Southern-N.O.	W	118-61	2130



INDIVIDUAL STATS 2022-23

Summary

Player	Overall Statistics										Conference Statistics									
	GP-GS	MIN/G	FG%	3FG%	FT%	R/G	A/G	STL	BLK	PTS/G	GP-GS	MIN/G	FG%	3FG%	FT%	R/G	A/G	STL	BLK	PTS/G
MILES, Duke	6-0	21.4	.484	.471	.667	2.5	2.3	4	0	14.0	0-0	0.0	.000	.000	.000	0.0	0.0	0	0	0.0
PHILLIPS, Nelson	7-7	24.5	.473	.314	.737	6.0	2.6	22	2	13.6	0-0	0.0	.000	.000	.000	0.0	0.0	0	0	0.0
EUGENE, Christyon	7-0	22.3	.545	.409	.882	2.9	2.4	6	1	12.0	0-0	0.0	.000	.000	.000	0.0	0.0	0	0	0.0
PUNTER, Kieffer	7-7	25.2	.410	.333	.931	4.0	2.6	7	4	9.4	0-0	0.0	.000	.000	.000	0.0	0.0	0	0	0.0
MUHAMMAD, Amer	7-7	23.6	.442	.355	.636	2.0	3.3	4	1	9.1	0-0	0.0	.000	.000	.000	0.0	0.0	0	0	0.0
WILLIAMS, Zay	7-7	21.7	.547	.333	.231	6.4	1.1	11	6	9.1	0-0	0.0	.000	.000	.000	0.0	0.0	0	0	0.0
MCNEILL, Darius	1-0	19.9	.500	.000	1.000	2.0	2.0	4	0	9.0	0-0	0.0	.000	.000	.000	0.0	0.0	0	0	0.0
TURNER, Christian	7-3	21.5	.567	.400	.625	2.4	0.7	10	3	6.1	0-0	0.0	.000	.000	.000	0.0	0.0	0	0	0.0
TSHIMANGA, Nate	6-4	11.7	.519	.500	.308	3.8	0.8	3	2	5.7	0-0	0.0	.000	.000	.000	0.0	0.0	0	0	0.0
GEFFRARD, Lydell	7-0	10.3	.370	.273	.571	3.0	0.1	3	0	3.9	0-0	0.0	.000	.000	.000	0.0	0.0	0	0	0.0
FIELDS, Jackson	7-0	13.8	.353	.429	.500	3.6	0.3	5	1	2.6	0-0	0.0	.000	.000	.000	0.0	0.0	0	0	0.0
GRAHAM, Remy	3-0	3.2	.500	.500	.000	0.7	0.0	0	0	1.7	0-0	0.0	.000	.000	.000	0.0	0.0	0	0	0.0
COLE, Kirk	4-0	5.8	.273	.000	.000	0.0	0.3	1	0	1.5	0-0	0.0	.000	.000	.000	0.0	0.0	0	0	0.0
MITCHELL, Kameryn	3-0	3.0	1.000	1.000	.000	0.3	0.0	0	0	1.0	0-0	0.0	.000	.000	.000	0.0	0.0	0	0	0.0
Totals	7		.478	.362	.673	39.3	16.3	80	20	86.0	0		.000	.000	.000	0.0	0.0	0	0	0.0
Opponent	7		.407	.318	.760	30.4	11.4	35	16	62.3	0		.000	.000	.000	0.0	0.0	0	0	0.0

Scoring

Player	Overall Statistics								Conference Statistics							
	FG-FGA	FG%	3FG-3FGA	3FG%	FT-FTA	FT%	PTS	PTS/G	FG-FGA	FG%	3FG-3FGA	3FG%	FT-FTA	FT%	PTS	PTS/G
MILES, Duke	30-62	.484	8-17	.471	16-24	.667	84	14.0	0-0	.000	0-0	.000	0-0	.000	0	0.0
PHILLIPS, Nelson	35-74	.473	11-35	.314	14-19	.737	95	13.6	0-0	.000	0-0	.000	0-0	.000	0	0.0
EUGENE, Christyon	30-55	.545	9-22	.409	15-17	.882	84	12.0	0-0	.000	0-0	.000	0-0	.000	0	0.0
PUNTER, Kieffer	16-39	.410	7-21	.333	27-29	.931	66	9.4	0-0	.000	0-0	.000	0-0	.000	0	0.0
MUHAMMAD, Amer	23-52	.442	11-31	.355	7-11	.636	64	9.1	0-0	.000	0-0	.000	0-0	.000	0	0.0
WILLIAMS, Zay	29-53	.547	3-9	.333	3-13	.231	64	9.1	0-0	.000	0-0	.000	0-0	.000	0	0.0
MCNEILL, Darius	3-6	.500	0-0	.000	3-3	1.000	9	9.0	0-0	.000	0-0	.000	0-0	.000	0	0.0
TURNER, Christian	17-30	.567	4-10	.400	5-8	.625	43	6.1	0-0	.000	0-0	.000	0-0	.000	0	0.0
TSHIMANGA, Nate	14-27	.519	2-4	.500	4-13	.308	34	5.7	0-0	.000	0-0	.000	0-0	.000	0	0.0
GEFFRARD, Lydell	10-27	.370	3-11	.273	4-7	.571	27	3.9	0-0	.000	0-0	.000	0-0	.000	0	0.0
FIELDS, Jackson	6-17	.353	3-7	.429	3-6	.500	18	2.6	0-0	.000	0-0	.000	0-0	.000	0	0.0
GRAHAM, Remy	2-4	.500	1-2	.500	0-0	.000	5	1.7	0-0	.000	0-0	.000	0-0	.000	0	0.0
COLE, Kirk	3-11	.273	0-4	.000	0-0	.000	6	1.5	0-0	.000	0-0	.000	0-0	.000	0	0.0
MITCHELL, Kameryn	1-1	1.000	1-1	1.000	0-0	.000	3	1.0	0-0	.000	0-0	.000	0-0	.000	0	0.0
Totals	219-458	.478	63-174	.362	101-150	.673	602	86.0	0-0	.000	0-0	.000	0-0	.000	0	0.0
Opponent	145-356	.407	48-151	.318	98-129	.760	436	62.3	0-0	.000	0-0	.000	0-0	.000	0	0.0

CATEGORY LEADERS - 2022-23

Points

##	Player	G	Pts	Pts/G
11	Phillips, Nelson	7	95	13.6
3	Miles, Duke	6	84	14.0
5	Eugene, Christyon	7	84	12.0
0	Punter, Kieffer	7	66	9.4
2	Muhammad, Aamer	7	64	9.1
10	Williams, Zay	7	64	9.1
30	Turner, Christian	7	43	6.1
21	Tshimanga, Nate	6	34	5.7
32	Geffrard, Lydell	7	27	3.9
15	Fields, Jackson	7	18	2.6
1	McNeill, Darius	1	9	9.0
12	Cole, Kirk	4	6	1.5
35	Graham, Remy	3	5	1.7
55	Mitchell, Kameryn	3	3	1.0

Field Goal Percentage

##	Player	FG	Att	Pct
55	Mitchell, Kameryn	1	1	1.000
30	Turner, Christian	17	30	.567
10	Williams, Zay	29	53	.547
5	Eugene, Christyon	30	55	.545
21	Tshimanga, Nate	14	27	.519
1	McNeill, Darius	3	6	.500
35	Graham, Remy	2	4	.500
3	Miles, Duke	30	62	.484
11	Phillips, Nelson	35	74	.473
2	Muhammad, Aamer	23	52	.442
0	Punter, Kieffer	16	39	.410
32	Geffrard, Lydell	10	27	.370
15	Fields, Jackson	6	17	.353

3-Point FG Percentage

##	Player	3FG	Att	Pct
55	Mitchell, Kameryn	1	1	1.000
35	Graham, Remy	1	2	.500
21	Tshimanga, Nate	2	4	.500
3	Miles, Duke	8	17	.471
15	Fields, Jackson	3	7	.429
5	Eugene, Christyon	9	22	.409
30	Turner, Christian	4	10	.400
2	Muhammad, Aamer	11	31	.355
0	Punter, Kieffer	7	21	.333
10	Williams, Zay	3	9	.333
11	Phillips, Nelson	11	35	.314
32	Geffrard, Lydell	3	11	.273

Rebounds

##	Player	G	Reb	Reb/G
10	Williams, Zay	7	45	6.4
11	Phillips, Nelson	7	42	6.0
0	Punter, Kieffer	7	28	4.0
15	Fields, Jackson	7	25	3.6
21	Tshimanga, Nate	6	23	3.8

Rebounds Average

##	Player	G	Reb	Reb/G
10	Williams, Zay	7	45	6.4
11	Phillips, Nelson	7	42	6.0
0	Punter, Kieffer	7	28	4.0
21	Tshimanga, Nate	6	23	3.8
15	Fields, Jackson	7	25	3.6

Turnovers

##	Player	G	TO	TO/G
3	Miles, Duke	6	14	2.3
0	Punter, Kieffer	7	12	1.7
2	Muhammad, Aamer	7	9	1.3
30	Turner, Christian	7	9	1.3
11	Phillips, Nelson	7	8	1.1

Scoring Average

##	Player	G	Pts	Pts/G
3	Miles, Duke	6	84	14.0
11	Phillips, Nelson	7	95	13.6
5	Eugene, Christyon	7	84	12.0
0	Punter, Kieffer	7	66	9.4
2	Muhammad, Aamer	7	64	9.1
10	Williams, Zay	7	64	9.1
1	McNeill, Darius	1	9	9.0
30	Turner, Christian	7	43	6.1
21	Tshimanga, Nate	6	34	5.7
32	Geffrard, Lydell	7	27	3.9
15	Fields, Jackson	7	18	2.6
35	Graham, Remy	3	5	1.7
12	Cole, Kirk	4	6	1.5
55	Mitchell, Kameryn	3	3	1.0

Field Goal Attempts

##	Player	G	Att	Att/G
11	Phillips, Nelson	7	74	10.6
3	Miles, Duke	6	62	10.3
5	Eugene, Christyon	7	55	7.9
10	Williams, Zay	7	53	7.6
2	Muhammad, Aamer	7	52	7.4

Field Goals Made

##	Player	G	Made	Made/G
11	Phillips, Nelson	7	35	5.0
3	Miles, Duke	6	30	5.0
5	Eugene, Christyon	7	30	4.3
10	Williams, Zay	7	29	4.1
2	Muhammad, Aamer	7	23	3.3

3-Point FG Attempts

##	Player	G	Att	Att/G
11	Phillips, Nelson	7	35	5.0
2	Muhammad, Aamer	7	31	4.4
5	Eugene, Christyon	7	22	3.1
0	Punter, Kieffer	7	21	3.0
3	Miles, Duke	6	17	2.8

3-Point FG Made

##	Player	G	Made	Made/G
11	Phillips, Nelson	7	11	1.6
2	Muhammad, Aamer	7	11	1.6
5	Eugene, Christyon	7	9	1.3
3	Miles, Duke	6	8	1.3
0	Punter, Kieffer	7	7	1.0

Assists

##	Player	G	Ast	Ast/G
2	Muhammad, Aamer	7	23	3.3
11	Phillips, Nelson	7	18	2.6
0	Punter, Kieffer	7	18	2.6
5	Eugene, Christyon	7	17	2.4
3	Miles, Duke	6	14	2.3

Steals

##	Player	G	Stl	Stl/G
11	Phillips, Nelson	7	22	3.1
10	Williams, Zay	7	11	1.6
30	Turner, Christian	7	10	1.4
0	Punter, Kieffer	7	7	1.0
5	Eugene, Christyon	7	6	0.9

Free Throw Attempts

##	Player	G	Att	Att/G
0	Punter, Kieffer	7	29	4.1
3	Miles, Duke	6	24	4.0
11	Phillips, Nelson	7	19	2.7
5	Eugene, Christyon	7	17	2.4
10	Williams, Zay	7	13	1.9

Free Throws Made

##	Player	G	Made	Made/G
0	Punter, Kieffer	7	27	3.9
3	Miles, Duke	6	16	2.7
5	Eugene, Christyon	7	15	2.1
11	Phillips, Nelson	7	14	2.0
2	Muhammad, Aamer	7	7	1.0

Free Throw Percentage

##	Player	Made	Att	Pct
1	McNeill, Darius	3	3	1.000
0	Punter, Kieffer	27	29	.931
5	Eugene, Christyon	15	17	.882
11	Phillips, Nelson	14	19	.737
3	Miles, Duke	16	24	.667
2	Muhammad, Aamer	7	11	.636
30	Turner, Christian	5	8	.625
32	Geffrard, Lydell	4	7	.571
15	Fields, Jackson	3	6	.500
21	Tshimanga, Nate	4	13	.308

Offensive Rebounds

##	Player	G	OReb	OReb/G
11	Phillips, Nelson	7	18	2.6
10	Williams, Zay	7	18	2.6
21	Tshimanga, Nate	6	10	1.7
0	Punter, Kieffer	7	9	1.3
32	Geffrard, Lydell	7	7	1.0

Defensive Rebounds

##	Player	G	DReb	DReb/G
10	Williams, Zay	7	27	3.9
11	Phillips, Nelson	7	24	3.4
5	Eugene, Christyon	7	20	2.9
15	Fields, Jackson	7	20	2.9
0	Punter, Kieffer	7	19	2.7

Fouls

##	Player	G	PF	PF/G
30	Turner, Christian	7	17	2.4
10	Williams, Zay	7	16	2.3
3	Miles, Duke	6	14	2.3
0	Punter, Kieffer	7	14	2.0
2	Muhammad, Aamer	7	13	1.9

Foul Outs

##	Player	G	FO
10	Williams, Zay	7	1

Blocked Shots

##	Player	G	Blk	Blk/G
10	Williams, Zay	7	6	0.9
0	Punter, Kieffer	7	4	0.6
30	Turner, Christian	7	3	0.4
11	Phillips, Nelson	7	2	0.3
21	Tshimanga, Nate	6	2	0.3

Minutes

##	Player	G	Min	Min/G
0	Punter, Kieffer	7	176	25:11
11	Phillips, Nelson	7	171	24:28
2	Muhammad, Aamer	7	165	23:37
5	Eugene, Christyon	7	156	22:15
10	Williams, Zay	7	152	21:41

2022-23 BOX SCORES

1

2



Official Basketball Box Score - Final
Montevallo at Troy
 11/07/22 Trojan Arena, Troy, Ala.
 2022-23 Men's Basketball

Game Time: 6:02 PM
 Game Duration: 1:51
 Attendance: 2,879

Record: 0-0

NO.	Name	Min	FG		3P		FT		Rebounds		Fouls		TP	AS	TO	ST	Blocks		+/-
			M-A	M-A	M-A	M-A	OR	DR	PF	FD	BS	BA							
5	Te Smith	F 24:55	5-6	2-3	1-2	1	3	4	3	2	13	1	3	1	0	0	0	0	-11
32	Aidan Gardiner	C 11:47	2-3	0-0	0-0	0	2	2	3	0	4	1	2	0	1	0	1	0	1
1	Braxton Bertolotto	G 35:51	7-15	1-8	0-0	0	8	8	0	15	0	3	1	0	1	0	0	-16	
3	James McNeil	G 28:51	3-5	1-2	2-3	0	2	2	5	4	9	6	0	2	1	1	0	-12	
24	Mason Shifflett	G 20:27	2-6	1-5	0-1	0	1	1	4	2	5	0	0	0	0	0	0	-10	
10	MJ Jones	27:48	4-9	0-3	1-1	0	4	4	2	3	9	1	6	0	0	0	0	-17	
42	Jeremiah Smith	12:43	1-2	0-1	0-0	0	1	1	3	0	2	0	1	0	0	0	0	-13	
4	Tyler Moore	18:52	2-5	0-2	0-1	0	2	2	2	1	4	2	1	1	0	0	0	-18	
2	Kendon Knight	15:43	0-3	0-2	0-0	1	1	2	1	1	0	2	0	1	0	1	0	-7	
23	Austin Laatsch	01:52	1-1	1-1	3-3	0	0	0	0	1	6	0	0	0	0	0	0	3	
0	Jamaras McCray	01:11	0-0	0-0	0-0	0	0	0	0	0	0	0	1	0	0	0	0	0	
Team							2	2	4		0								
Totals		27:55	6-27	1-11	4-4	26	30	23	14	67	14	17	6	2	6	20			

Technical Fouls: NONE

Record: 1-0

NO.	Name	Min	FG		3P		FT		Rebounds		Fouls		TP	AS	TO	ST	Blocks		+/-
			M-A	M-A	M-A	M-A	OR	DR	PF	FD	BS	BA							
10	Zay Williams	F 25:55	3-5	0-0	2-4	3	5	8	1	3	8	0	3	2	0	0	0	16	
21	Nate Tshimanga	F 21:22	5-11	1-3	1-2	5	4	9	0	4	12	1	1	0	1	0	0	15	
0	Kieffer Punter	G 26:50	3-6	1-3	2-3	0	2	2	0	3	9	3	3	1	3	0	0	18	
2	Aamer Muhammad	G 23:17	1-7	1-5	3-4	1	2	3	1	2	6	1	1	0	0	0	0	23	
11	Nelson Phillips	G 26:16	5-13	3-8	4-6	3	5	8	3	17	3	2	3	1	1	1	1	11	
3	Duke Miles	25:17	7-12	1-3	3-4	0	2	2	3	18	4	2	1	0	0	0	5		
5	Christy Eugene	14:35	1-1	1-1	2-2	0	1	1	1	5	0	1	1	0	0	0	0	8	
30	Christian Turner	14:33	1-2	0-1	0-0	0	2	2	3	0	2	1	1	1	0	0	0	13	
32	Lydell Geffrard	10:09	1-3	1-3	1-2	1	1	2	1	4	0	0	0	0	0	0	0	-5	
15	Jackson Fields	08:01	1-2	1-2	0-0	0	2	2	1	3	0	0	0	0	0	0	0	1	
12	Kirk Cole	01:52	0-1	0-0	0-0	0	0	0	0	0	0	0	0	0	0	0	0	-3	
35	Remy Graham	01:11	0-0	0-0	0-0	0	0	0	0	0	0	0	0	0	0	0	0	0	
55	Kameryn Mitchell	00:42	1-1	1-1	0-0	0	0	0	0	0	0	0	0	0	0	0	0	0	
Team							1	2		0									
Totals		29:64	11-30	18-27	14	27	41	14	23	67	14	14	9	6	2	20			

Technical Fouls: NONE

	UM	TROY
Biggest lead	2 (1 st 19:07)	25 (2 nd 3:11)
Best Scoring Run	5 (2 nd 0:08)	11 (2 nd 3:11)
Lead Changes	21	
Times Tied	5	
Time with Lead	07:23	29:56

Points from Turnovers	UM	TROY
	14	13
Paint	34	30
Second Chance	4	11
Fast Breaks	9	12
Bench	21	35

Period by Period Scoring	UM	TROY
	31	36
	34	53
	87	87



Official Basketball Box Score - Final
MUW at Troy
 11/07/22 Trojan Arena, Troy, Ala.
 2022-23 Men's Basketball

Game Time: 6:02 PM
 Game Duration: 1:47

Record: 0-0

NO.	Name	Min	FG		3P		FT		Rebounds		Fouls		TP	AS	TO	ST	Blocks		+/-
			M-A	M-A	M-A	M-A	OR	DR	PF	FD	BS	BA							
0	Brye Hopkins	F 16:05	2-3	0-0	1-2	0	3	3	2	1	5	1	1	0	0	0	0	-21	
50	Thomas Wright	F 20:34	4-8	0-0	1-2	4	2	6	3	1	9	0	1	1	0	0	0	-35	
2	Andrew Shepherd	G 20:10	0-5	0-4	0-0	0	0	0	0	2	2	0	0	0	0	0	0	-32	
4	Milos Zeradinjanin	G 15:31	1-4	0-1	2-2	0	1	1	3	3	4	1	7	1	0	0	0	-20	
11	Shon Wright	G 17:40	1-2	0-0	1-2	0	0	0	3	1	3	1	3	1	1	0	0	-32	
3	Quintus Causey	18:41	2-5	0-2	2-2	0	0	0	0	1	6	1	3	2	0	0	0	-27	
5	Chris Evans	14:32	1-4	0-3	0-0	0	1	1	1	1	2	0	2	0	0	0	0	-25	
22	Darius Doss	13:12	0-1	0-0	1-2	0	2	2	0	2	3	1	1	0	0	0	0	-16	
20	Josh Dukus	16:51	0-7	0-2	0-0	0	1	1	1	1	0	1	4	0	0	0	0	-23	
1	Charlie Werner	09:34	1-2	1-1	0-0	0	1	1	1	0	3	1	3	0	0	0	0	-8	
24	Tyson Smithey	16:31	1-2	0-0	2-2	1	3	4	1	1	4	1	1	2	0	0	0	-17	
23	Nathan Reed	08:35	1-4	0-0	0-0	0	2	2	1	0	2	0	0	0	0	0	0	-10	
12	Quin Williams	08:31	0-1	0-1	0-0	0	3	3	0	0	0	0	0	0	0	0	0	-8	
10	Grayson Long	03:33	1-1	1-1	0-0	0	0	0	0	0	0	0	0	1	0	0	0	4	
Team							1	7	8		0								
Totals		15:52	2-15	10-14	6	26	32	18	15	42	8	30	8	2	6	54			

Technical Fouls: NONE

Record: 2-0

NO.	Name	Min	FG		3P		FT		Rebounds		Fouls		TP	AS	TO	ST	Blocks		+/-
			M-A	M-A	M-A	M-A	OR	DR	PF	FD	BS	BA							
10	Zay Williams	F 20:30	5-9	0-2	0-0	2	7	9	1	2	10	1	0	2	4	0	0	32	
21	Nate Tshimanga	F 17:17	3-5	0-0	2-3	2	2	4	2	3	8	0	3	2	1	0	0	20	
0	Kieffer Punter	G 18:58	2-5	0-2	4-4	0	3	2	2	8	2	1	0	0	0	0	0	25	
2	Aamer Muhammad	G 16:30	4-8	2-5	0-0	1	2	3	2	10	3	1	2	0	0	0	0	26	
11	Nelson Phillips	G 22:53	8-11	2-5	2-2	2	7	9	2	1	20	3	2	4	0	0	0	40	
1	Darius McNeil	19:54	3-6	0-0	3-3	0	2	2	1	3	9	2	1	4	0	0	0	30	
5	Christy Eugene	21:06	5-11	1-4	1-2	0	1	1	0	12	3	1	0	1	0	1	0	35	
30	Christian Turner	17:56	2-3	1-2	0-0	0	3	3	1	3	5	0	1	0	0	0	0	35	
32	Lydell Geffrard	08:57	1-3	1-3	2-3	2	4	2	2	5	0	1	1	0	0	0	0	3	
15	Jackson Fields	16:52	3-7	0-2	1-1	2	0	2	1	7	0	1	2	0	0	0	0	14	
12	Kirk Cole	09:47	1-5	0-3	0-0	0	0	0	0	1	2	0	0	0	0	0	0	10	
35	Remy Graham	04:40	0-2	0-1	0-0	0	1	1	0	0	0	0	0	0	0	0	0	0	
55	Kameryn Mitchell	04:40	0-0	0-0	0-0	0	0	0	0	0	0	0	0	0	0	0	0	0	
Team							3	3		0									
Totals		37:75	7-29	15-18	14	32	46	15	18	96	14	13	18	6	2	54			

Technical Fouls: NONE

	MUW	TROY
Biggest lead	0 (1 st 20:00)	59 (2 nd 1:32)
Best Scoring Run	5 (2 nd 0:31)	13 (1 st 12:44)
Lead Changes	0	
Times Tied	0	
Time with Lead	00:00	39:27

Points from Turnovers	MUW	TROY
	17	32
Paint	16	54
Second Chance	4	19
Fast Breaks	2	22
Bench	21	40

Period by Period Scoring	MUW	TROY
	22	20
	42	42

3

4



Official Basketball Box Score - Final
Troy at Florida State
 11/14/22 Donald L. Tucker Center, Tallahassee
 2022-23 FSU Men's Basketball

Game Time: 7:00 PM
 Game Duration: 2:19
 Attendance: 4,973

Record: 3-0

NO.	Name	Min	FG		3P	
-----	------	-----	----	--	----	--

2022-23 BOX SCORES

5

6



Official Basketball Box Score - Final
Troy at St. Thomas (MN)
11/18/22 Dahlberg Arena, Missoula, Mont.
2022-23 Men's Basketball

Game Time: 5:00 PM
Game Duration: 1:51
Attendance: 251



Official Basketball Box Score - Final
Troy at Montana
11/19/22 Dahlberg Arena, Missoula, Mont.
2022-23 Men's Basketball

Game Time: 7:30 PM
Game Duration: 2:16
Attendance: 2,644

Troy - 76 Record: 4-1

NO. Name	Min	FG		3P		FT		Rebounds		Fouls		TP	AS	TO	ST	Blocks			+/-
		M-A	M-A	M-A	M-A	OR	DR	PF	FD	BS	BA					BB			
10 Zay Williams	F 14:02	1-2	1-1	0-0	0	2	2	5	0	3	0	0	0	0	0	0	0	0	7
30 Christian Turner	F 32:36	3-7	1-3	2-2	2	3	5	2	2	9	0	2	5	0	1	2	0	1	-2
0 Kieffer Punter	G 36:50	4-9	2-5	4-4	2	3	5	2	4	14	2	2	1	0	0	1	0	0	19
2 Aamer Muhammad	G 21:26	3-7	1-3	0-0	0	1	1	2	1	7	3	2	0	0	1	2	0	0	1
11 Nelson Phillips	G 24:25	7-11	1-5	0-0	3	1	4	0	1	15	0	0	1	0	0	0	0	7	
32 Lydell Geffrard	14:58	2-7	1-2	1-2	2	5	7	1	1	6	0	1	0	0	1	0	0	-5	
3 Duke Miles	24:54	6-10	1-3	6-8	1	1	2	2	6	19	4	4	1	0	0	0	0	-5	
5 Christyon Eugene	19:19	1-3	1-2	0-0	0	3	2	0	3	1	1	0	0	0	0	0	0	-9	
15 Jackson Fields	11:30	0-2	0-1	0-0	1	2	3	3	0	0	0	1	1	0	0	0	0	-4	
Team					0	2	2			0	0								
Totals		27-50	9-25	13-16	11	23	34	19	15	76	10	13	9	0	3	2	0	0	

Shooting By Period
1st FG% 14-34 41.2%
3PT% 5-16 31.3%
FT% 5-6 83.3%
2nd FG% 13-24 54.2%
3PT% 4-9 44.4%
FT% 8-10 80.0%
GM FG% 27-58 46.6%
3PT% 9-25 36.0%
FT% 13-16 81.3%

Dead Ball Rebounds: 0, 0

Technical Fouls: Miles 2nd 7, 06 Turner 2nd 5, 20

Troy - 73 Record: 5-1

NO. Name	Min	FG		3P		FT		Rebounds		Fouls		TP	AS	TO	ST	Blocks			+/-
		M-A	M-A	M-A	M-A	OR	DR	PF	FD	BS	BA					BB			
10 Zay Williams	F 35:12	6-16	0-2	1-2	5	3	8	2	3	13	1	3	1	2	0	14	0	0	
30 Christian Turner	F 20:45	3-5	2-3	0-0	0	1	1	4	1	8	0	1	0	0	0	4	0	0	
0 Kieffer Punter	G 18:31	2-5	0-2	7-7	1	2	3	3	3	11	0	0	2	0	0	19	0	0	
2 Aamer Muhammad	G 27:58	1-5	0-3	0-0	0	3	3	1	0	2	5	0	0	0	0	0	0	0	
11 Nelson Phillips	G 20:36	4-9	1-3	5-5	2	2	4	2	4	14	1	0	1	0	1	0	0	6	
21 Nate Tshimanga	01:32	0-0	0-0	0-0	0	0	0	0	0	1	0	0	0	0	0	0	0	2	
3 Duke Miles	25:14	3-9	0-0	4-6	0	3	3	2	3	10	2	2	0	0	2	4	0	0	
5 Christyon Eugene	28:20	4-7	0-2	4-4	0	7	7	2	6	12	3	2	2	0	0	7	0	0	
32 Lydell Geffrard	05:08	0-2	0-1	0-0	1	0	1	0	0	0	0	1	0	0	0	0	0	-2	
15 Jackson Fields	16:44	1-1	1-1	0-1	0	3	3	2	2	3	0	1	0	0	0	1	0	0	
Team					2	2	4			0	0								
Totals		24-59	4-17	21-25	11	26	37	19	22	73	12	7	7	3	2	11	0	0	

Shooting By Period
1st FG% 11-33 33.3%
3PT% 1-11 9.1%
FT% 3-6 50.0%
2nd FG% 13-26 50.0%
3PT% 3-6 50.0%
FT% 18-19 94.7%
GM FG% 24-59 40.7%
3PT% 4-17 23.5%
FT% 21-25 84.0%

Dead Ball Rebounds: 2, 0

Technical Fouls: Eugene 1st 10, 37 Miles 1st 3, 05 Fields 2nd 11, 16

St. Thomas (MN) - 78 Record: 3-2

NO. Name	Min	FG		3P		FT		Rebounds		Fouls		TP	AS	TO	ST	Blocks			+/-
		M-A	M-A	M-A	M-A	OR	DR	PF	FD	BS	BA					BB			
5 Parker Bjorklund	F 25:03	6-10	1-1	2-2	0	2	2	1	3	15	0	2	0	0	0	0	0	0	
14 Brooks Allen	F 32:18	2-5	2-5	2-2	0	6	6	1	5	8	5	1	1	1	0	0	0	0	
23 Will Engels	F 24:55	3-4	2-3	0-0	1	4	5	3	0	8	1	4	0	0	0	0	0	-9	
3 Andrew Rohde	G 33:53	6-12	2-6	2-2	0	3	3	2	3	16	5	2	1	0	0	0	0	0	
10 Riley Miller	G 32:52	3-8	3-8	7-7	0	0	0	3	3	16	2	0	0	1	0	0	0	8	
1 Kendall Blue	20:51	4-7	2-5	0-0	0	4	4	2	0	10	1	3	0	1	0	0	0	8	
13 Ahjany Lee	14:57	0-0	0-0	0-0	0	1	1	3	3	0	0	0	0	0	0	0	0	2	
12 Ryan Dufault	15:11	2-3	0-0	1-2	0	1	1	2	5	1	1	2	0	0	0	0	0	1	
Team					0	1	1			0	0								
Totals		26-49	12-28	14-15	1	22	23	16	19	78	15	13	4	3	0	2	0	0	

Shooting By Period
1st FG% 13-26 50.0%
3PT% 7-17 41.2%
FT% 3-3 100.0%
2nd FG% 13-23 56.5%
3PT% 5-11 45.5%
FT% 11-12 91.7%
GM FG% 26-49 53.1%
3PT% 12-28 42.9%
FT% 14-15 93.3%

Dead Ball Rebounds: 0, 1

Technical Fouls: Blue 1st 0, 38 Miller 2nd 5, 05

Montana - 62 Record: 2-3

NO. Name	Min	FG		3P		FT		Rebounds		Fouls		TP	AS	TO	ST	Blocks			+/-
		M-A	M-A	M-A	M-A	OR	DR	PF	FD	BS	BA					BB			
13 Josh Bannan	F 37:06	3-9	1-3	1-2	3	5	8	4	7	8	6	7	0	0	0	-13	0	0	
23 Mack Anderson	F 16:41	3-4	0-0	2-2	0	0	0	4	1	8	1	0	0	0	0	-1	0	0	
24 Dischon Thomas	F 33:17	4-12	1-4	3-3	1	3	4	3	2	12	1	2	0	0	0	-11	0	0	
1 Lonnell Martin	G 29:54	3-5	3-4	0-0	1	6	7	3	1	9	0	1	0	0	1	-12	0	0	
11 Aanen Moody	G 38:18	3-11	2-6	8-9	1	3	4	3	4	16	2	2	0	0	0	-11	0	0	
3 Josh Vazquez	27:01	3-9	0-3	3-4	0	2	2	2	3	9	1	0	0	0	0	-9	0	0	
20 Jonathan Brown	11:44	0-4	0-3	0-0	0	2	2	1	0	0	0	0	0	0	0	-1	0	0	
21 Laolu Oke	03:53	0-0	0-0	0-0	0	0	0	1	0	0	0	0	0	0	0	0	0	1	
5 Jaxon Nap	02:06	0-0	0-0	0-0	0	0	0	1	0	0	0	0	0	0	0	0	0	2	
Team					4	4	8			0	0								
Totals		19-53	7-23	17-20	10	25	35	23	18	62	11	12	0	2	3	-11	0	0	

Shooting By Period
1st FG% 8-26 30.8%
3PT% 3-12 25.0%
FT% 13-16 81.3%
2nd FG% 11-27 40.7%
3PT% 4-11 36.4%
FT% 4-4 100.0%
GM FG% 19-53 35.8%
3PT% 7-23 30.4%
FT% 17-20 85.0%

Dead Ball Rebounds: 1, 0

Technical Fouls: Vazquez 1st 12, 26 Coach 2nd 13, 51

Biggest lead	TRO		STM	Points from Turnovers	TRO		STM		Paint	Period by Period Scoring		
	1st	2nd	TOT		1st	2nd	TOT					
10 (1 st 17:14)	3	2	1:26	11	17	TRO	38	38	76	1st	2nd	TOT
Best Scoring Run	10 (1 st 17:14)	7 (2 nd 9:46)		30	28	STM	36	42	78			
Lead Changes	7			Fast Breaks	2	3						
Times Tied	6			Bench	28	15						
Time with Lead	35:10	01:29										

Biggest lead	TRO		MON	Points from Turnovers	TRO		MON		Paint	Period by Period Scoring		
	1st	2nd	TOT		1st	2nd	TOT					
11 (2 nd 5:15)	8	1	4:42	12	10	TRO	26	47	73	1st	2nd	TOT
Best Scoring Run	8 (2 nd 13:40)	6 (1 st 12:28)		30	22	MON	32	30	62			
Lead Changes	4			Fast Breaks	16	5						
Times Tied	5			Bench	25	9						
Time with Lead	17:00	19:34										

7

8



Official Basketball Box Score - Final
SUNO at Troy
11/23/22 Trojan Arena, Troy, Ala.
2022-23 Men's Basketball

Game Time: 6:02 PM
Game Duration: 1:51
Attendance: 2,130



Official Basketball Box Score - Final
SUNO at Troy
11/23/22 Trojan Arena, Troy, Ala.
2022-23 Men's Basketball


Game Time: 6:02 PM
Game Duration: 1:51
Attendance: 2,130

SUNO - 61 Record: 0-1

NO. Name	Min	FG		3P		FT		Rebounds		Fouls		TP	AS	TO	ST	Blocks			+/-
		M-A	M-A	M-A	M-A	OR	DR	PF	FD	BS	BA					BB			
0 Devin Daniels	G 33:44	2-10	1-4	2-2	1	5	6	3	3	7	0	3	0	3	1	-40	0	0	
1 Isaiah Sanders	G 17:30	2-5	2-2	0-0	0	0	0	2	1	6	1	5	1	0	0	-44	0	0	
2 Ron James	G 21:43	1-3	0-0	0-0	2	2	4	3	0	2	0	3	0	0	0	-51	0	0	
5 Chaun Moore	G 29:36	4-12	0-3	3-4	2	5	7	0	2	11	0	4	1	0	0	-48	0	0	
11 Dominique Perry	G 09:11	1-2	0-0	0-0	1	2	1	0	0	2	0	1	2	0	1	-12	0	0	
4 Bryce Brown	31:16	4-10	1-3	1-2	2														



0		KEE-fer PUNTER Guard 6'5 Senior Bronx, NY (Tyler JC)	22-23 Career Career High:	MIN 25.2 16.6 MIN: 39	FG .410 .385 PTS: 17	PTS 9.4 5.0 REB: 9	3FG .333 .302 3FG: 4	FT .931 .846 FT: 8	Last Game: 2 ast, 1 reb Notes: • First 1,000 point scorer at All Hallows in 13 years • Sat atop the 21-22 Trojans in FT percentage at 83.8 percent • His brother Kevin was a standout on the U of Tenn.
1		Darius MCNEILL Guard 6'3 Senior Houston, Texas (UTSA)	22-23 Career Career High:	MIN 19.9 29.2 MIN: N/A	FG .500 .396 PTS: 30	PTS 9.0 9.4 REB: 9	3FG -- .340 3FG: 6	FT -- .745 FT: 6	Last Game: DNP Notes: • Owns a clothing brand called "Forever Neill" • Set Cal freshman 3-point record with 67 in 2017-18 • Rated No. 21 overall player in Texas in HS.
2		ah-MEER ma-HOMM-ed Guard 6'1 Junior Rio Rancho, N.M. (Lubbock Christian)	22-23 Career Career High:	MIN 23.6 25.2 MIN: N/A	FG .442 .465 PTS: 31	PTS 9.1 10.5 REB: 11	3FG .355 .353 3FG: 6	FT .636 .834 FT: 7	Last Game: 12 pts, 2 ast, 1 reb Notes: • 2021-22 Lone Star All-Conference Second Team • Started 30-of-76 games played • Won two state titles in HS for T&F - high, long, triple
3		Duke MILES Guard 6'2 Sophomore Montgomery, Ala. (Robert E. Lee HS)	22-23 Career Career High:	MIN 21.4 23.1 MIN: 38	FG .484 .445 PTS: 26	PTS 14.0 9.2 REB: 8	3FG .471 .279 3FG: 3	FT .667 .735 FT: 10	Last Game: 22 pts, 3 ast, 4 reb, 2 stl Notes: • Led Troy last year in steals - 42 despite playing in 17 games • Won the Alabama 7A title (Mountain Brook) - 20' • Two-time All-Metro and All-State selection (HS)
4		Andre YOUNG Guard 5'11 Freshman Mableton, Ga. (Pebblebrook HS)	22-23 Career Career High:	MIN -- -- MIN: -	FG -- -- PTS: -	PTS -- -- REB: -	3FG -- -- 3FG: -	FT -- -- FT: -	Last Game: DNP Notes: • Will miss season due to injury • Achieved Honors at Pebblebrook HS • Averaged 15 points, six assists and three steals in HS
5		Christian YOU-JEEN Guard 6'3 Junior Spring, Texas (Eastern Florida St.)	22-23 Career Career High:	MIN 22.3 17.6 MIN: 34	FG .545 .447 PTS: 22	PTS 12.0 6.2 REB: 7	3FG .409 .364 3FG: 3	FT .882 .681 FT: 8	Last Game: 21 pts, 6 ast, 3 reb Notes: • Made first career start for Troy at Florida last season • Has five siblings: Joshua, Vincent, Kemesha, Jovincia and Jada. • Nicknamed "Spudd".
10		Zay WILLIAMS Forward 6'9 Senior Birmingham, Ala. (Parker HS)	22-23 Career Career High:	MIN 21.7 26.3 MIN: 49	FG .547 .485 PTS: 28	PTS 9.1 9.2 REB: 18	3FG .333 .350 3FG: 4	FT .231 .647 FT: 11	Last Game: 10 pts, 3 stl, 7 reb, 4 ast Notes: • Landed on Final Four All-tournament team twice • 2022-23 Preseason Sun Belt Second Team • 5th all-time in program history for rebounds (576), 7th in
11		Nelson PHILLIPS Guard 6'3 Senior Warner Robins, Ga. (Georgia St.)	22-23 Career Career High:	MIN 24.5 19.2 MIN: 36	FG .473 .479 PTS: 22	PTS 13.6 7.3 REB: 9	3FG .314 .366 3FG: 5	FT .737 .659 FT: 6	Last Game: 22 pts, 13 stl, 8 ast, 8 reb Notes: • Garnered first career start at Louisiana • Earned Region 5A Player of the Year • Brother to five siblings
12		Kirk COLE Guard 6'2 Sophomore Yukon, Okla. (Southwest Covenant HS)	22-23 Career Career High:	MIN 5.8 5.4 MIN: 10	FG .273 .286 PTS: 4	PTS 1.5 1.5 REB: 1	3FG .000 .000 3FG: -	FT -- .500 FT: 1	Last Game: 4 pts Notes: • Obtained first career rebound, assist and steal against Rusk • Holds HS record for points in a game (44) and career (1,444) • Majoring in business
13		Randi oh-VOLLEY Forward 6'7 Freshman Santiago, Dom. Rep. (Success Unlimited Academy)	22-23 Career Career High:	MIN -- -- MIN: -	FG -- -- PTS: -	PTS -- -- REB: -	3FG -- -- 3FG: -	FT -- -- FT: -	Last Game: DNP Notes: • Led his HS to the state championship in 2020-21 • Averaged 30 points, 11 rebounds and five assists in HS • Graduated from Success Unlimited Academy in Mont-
15		Jackson FIELDS Forward 6'8 Freshman Missouri City, Texas (Lawrence E. Elkins HS)	22-23 Career Career High:	MIN 13.8 -- MIN: 18	FG .353 -- PTS: 7	PTS 2.6 -- REB: 7	3FG .429 -- 3FG: 1	FT .500 -- FT: 2	Last Game: 3 pts, 1 stl, 1 blk, 5 reb, 1 ast Notes: • Received multiple D-1 offers to play football as wide receiver • Named Defensive Player of the Year for District • Finished senior season with 9.4 points, 9.4 rebounds
21		Nate SHI-MAN-GA Forward 6'10 Sophomore Montreal, Quebec, Canada (Our Savior Lutheran Academy)	22-23 Career Career High:	MIN 11.3 11.7 MIN: 21	FG .519 .419 PTS: 12	PTS 5.7 2.8 REB: 9	3FG .500 .250 3FG: 1	FT .308 .340 FT: 3	Last Game: 11 pts, 1 stl, 3 ast, 6 reb Notes: • All five siblings also played DI basketball • Averaged 14 points and nine rebounds in HS • Started first career game against Carver - eight points
30		Christian TURNER Forward 6'7 Sophomore Grand Prairie, Texas (South Grand Prairie HS)	22-23 Career Career High:	MIN 21.5 12.7 MIN: 24	FG .567 .510 PTS: 13	PTS 6.1 3.2 REB: 9	3FG .400 .290 3FG: 2	FT .625 .632 FT: 5	Last Game: 4 pts, 2 stl, 3 blk, 1 reb Notes: • Saw action in all 32 games - one of just two Trojans • Named the 2019 Texas 6A District 7 Defensive POTY • His brother Justin played for Henderson State.
32		Lie-Dell GEF-RAWR-ED Forward 6'8 Senior New York, N.Y (Three Rivers College)	22-23 Career Career High:	MIN 10.3 7.9 MIN: 15	FG .370 .333 PTS: 8	PTS 3.9 2.7 REB: 7	3FG .273 .273 3FG: 1	FT .571 .625 FT: 2	Last Game: 4 pts, 1 ast, 1 reb Notes: • Scored his first points at CBI - finished with three • Averaged 9.8 points / 6.5 rebounds at Three Rivers College • Led HS team to CHSAA Championship game Fr. year
33		DJ JAY-mur-SON Forward 6'8 Freshman Montgomery, Ala. (Montgomery Catholic)	22-23 Career Career High:	MIN -- -- MIN: -	FG -- -- PTS: -	PTS -- -- REB: -	3FG -- -- 3FG: -	FT -- -- FT: -	Last Game: DNP Notes: • Both his parents served in the military • Averaged 18 points, 11 rebounds and 4.5 blocks in Sr. season • Can control his goosebumps
34		DJ ROBERTS Guard 6'1 Sophomore Monroeville, Ala. (Oakman HS)	22-23 Career Career High:	MIN -- 2.5 MIN: 3	FG -- 1,000 PTS: 3	PTS -- 1.0 REB: --	3FG -- 1,000 3FG: 1	FT -- -- FT: --	Last Game: DNP Notes: • Finished the season 1-of-1 from deep • Averaged 18 points, six ast. and six reb. per game at Oakman • Has four siblings, Javon, Kaylee, Kayla and Shayla
35		REM-ee Graham Guard 6'5 Freshman Santa Rosa Beach, Fla. (South Walton HS)	22-23 Career Career High:	MIN 3.2 -- MIN: 4	FG .500 -- PTS: 5	PTS 1.7 -- REB: 1	3FG .500 -- 3FG: 1	FT -- -- FT: -	Last Game: 5 pts, 1 reb Notes: • Averaged 17 points, 7 rebounds and 2 assists in Sr. season • Born on June, 11, 2003 in Los Angeles, Calif. • Competed in golf during high school
55		CAM-run Mitchell Guard 6'4 Freshman Dothan, Ala. (Houston Academy)	22-23 Career Career High:	MIN 3.0 -- MIN: 5	FG 1,000 -- PTS: 3	PTS 1.0 -- REB: 1	3FG 1,000 -- 3FG: 1	FT -- -- FT: -	Last Game: 1 reb Notes: • Averaged 11.4 points and 9.3 rebounds his junior season • Played football in HS • Nicknamed "Kam"




Scott Cross
Head Coach
Fourth Season



Kenneth Mangrum
Assistant Coach
Fourth Season



Byron Jones
Assistant Coach
Third Season



Michael Worley
Assistant Coach
10th Season



Trent Patterson
Director of Operations
Fifth Season



Brandon Gilbert
Director of Player Development
Third Season