



RAZORBACKS®

2022-23 Women's Basketball Game Notes

Kylie Magar | Assistant Director, Communications
E: kmagar@uark.edu | ArkansasRazorbacks.com

2022-23 SCHEDULE

| Date | Opponent | Time | TV/RESULT |
|---------|-----------------------|-----------|------------|
| Nov. 2 | vs. UAFA (exhibition) | 7 PM | W, 92-62 |
| Nov. 7 | at UAPB | 6 PM | W, 70-50 |
| Nov. 11 | Central Arkansas | 10:30 AM | W, 72-34 |
| Nov. 14 | Tulsa | 7 PM | W, 79-70 |
| Nov. 17 | Kent State | 7 PM | W, 80-59 |
| Nov. 20 | at Little Rock | 1 PM | W, 93-49 |
| Nov. 24 | Northern Arizona | 4:45 PM | ESPN3 |
| Nov. 25 | Clemson | 7 PM | ESPN3 |
| Nov. 26 | Kansas State | 7 PM | ESPN3 |
| Dec. 1 | Troy | 7 PM | SECN+ |
| Dec. 4 | Oral Roberts | 2 PM | SECN+ |
| Dec. 8 | Lamar | 7 PM | SECN+ |
| Dec. 11 | Arkansas State | 3 PM | SECN |
| Dec. 17 | at Creighton | 1 PM | FloHoops |
| Dec. 20 | Oregon+ | 3 PM | FloHoops |
| Dec. 21 | Ohio State or USF+ | 3/5:30 PM | FloHoops |
| Dec. 29 | LSU* | 6 PM | ESPN2/SECN |
| Jan. 1 | at Kentucky* | 1 PM | SECN+ |
| Jan. 5 | Florida* | 7 PM | SECN+ |
| Jan. 8 | at Missouri* | 2 PM | SECN+ |
| Jan. 16 | Vanderbilt* | 6 PM | SECN |
| Jan. 19 | at LSU* | 8 PM | SECN |
| Jan. 22 | at South Carolina* | 2 PM | ESPN2/SECN |
| Jan. 26 | Alabama* | 6 PM | SECN |
| Jan. 29 | Ole Miss* | 4 PM | SECN |
| Feb. 5 | at Auburn* | 2 PM | SECN |
| Feb. 9 | at Vanderbilt* | 8 PM | SECN |
| Feb. 12 | Missouri* | 2 PM | SECN+ |
| Feb. 16 | Tennessee* | 6 PM | SECN |
| Feb. 19 | at Georgia* | 11 AM | ESPN2/SECN |
| Feb. 23 | at Mississippi State* | 8 PM | SECN |
| Feb. 26 | Texas A&M* | 11 AM | ESPN2/SECN |

*-SEC Contest

\$-Paradise Jam (St. Thomas, U.S. Virgin Islands)

+San Diego Invitational (San Diego, Calif.)

FOLLOW, WATCH & LISTEN



@RAZORBACKWBB

TV: ESPN3 (all games)

On the Call: Brad Wells and Kevin Lehman

Razorback Sports Network from Learfield (Radio)

Aaron Brunk - <http://143.223.155.160/audio>
Fayetteville - KQSM-FM-92.1 /// KYNG-AM - 1590*
Fort Smith - KFPW-AM-1230 /// KHGG-AM-1580

6-8 ARKANSAS AT PARADISE JAM | U OF VIRGIN ISLANDS | NOV. 24-26 | ESPN3

Arkansas Razorbacks



Record 5-0
Conference Record 0-0
AP Poll N/A
USA Today Coaches Poll RV (2)
Head Coach Mike Neighbors
HC Record at UofA (Yrs) 101-64 (6th season)
HC Career Record (Yrs) 199-105 (10th season)
All-time record vs. NAU, CU, K-ST 0-0, 3-0, 3-3

Clemson Tigers



Record 3-1
Conference Record 0-0
AP Poll N/A
USA Today Coaches Poll N/A
Head Coach Amanda Butler
HC Record at Clemson (Yrs) 53-72 (5th season)
HC Career Record (Yrs) 283-231 (17th season)
All-time record vs. UofA 0-3

Northern Arizona Lumberjacks



Record 3-2
Conference Record 0-0
AP Poll N/A
USA Today Coaches Poll N/A
Head Coach Loree Payne
HC Record at NAU (Yrs) 71-86 (6th season)
HC Career Record (Yrs) 201-144 (13th season)
All-time record vs. UofA 0-0

Kansas State Wildcats



Record 5-0
Conference Record 0-0
AP Poll No. 25
USA Today Coaches Poll N/A
Head Coach Jeff Mittie
HC Record at K-State (Yrs) 150-110 (9th season)
HC Career Record (Yrs) 604-345 (31st season)
All-time record vs. UofA 3-3

LAST STARTING 5



#43 MAKAYLA DANIELS

Sr. | G | 5-8 | Frederick, Md.

PPG RPG APG MPG
11.6 4.4 3.4 26.1



#2 SAMARA SPENCER

So. | G | 5-7 | Fort Lauderdale, Fla.

PPG RPG APG MPG
13.2 4.6 4.8 29.3



#0 SAYLOR POFFENBARGER

R-FR. | F | 6-2 | Middletown, Md.

PPG RPG APG MPG
5.2 8.0 1.6 28.9



#34 CHRISSY CARR

R-Sr. | G | 6-1 | Edern Prairie, Minn.

PPG RPG APG MPG
11.0 4.6 0.2 23.5



#4 ERYNN BARNUM

R-Sr. | F | 6-2 | Little Rock, Ark.

PPG RPG APG MPG
19.2 8.6 1.0 24.0

SNAPSHOT:

- Delivered 12 points and four assists at LR
- Jumped to No. 27 in career scoring (1,072)
- Leading returning scorer & rebounder
- Has started in all 93 career collegiate games

SNAPSHOT:

- Matched career-high 22 points with 7 rebounds and a career-high 7 assists vs. Kent State
- Had 12 points, 7 rebounds and six assists at Little Rock
- Tabbed the 2022 SEC Freshman of the Year
- Led team in assists and third on team in scoring

SNAPSHOT:

- Logged nine points and nine boards vs. Little Rock
- Led team in efficiency three straight games
- Transfer from UConn
- Third-year college freshman, believed to be one of two three-year freshmen in the country

SNAPSHOT:

- Put up season-high 22 points off 7-of-10 shooting at Little Rock
- Leading 3-point shooter on team
- Has started in 118 of 120 collegiate games
- Graduate transfer by way of Syracuse & K-State

SNAPSHOT:

- Katrina McClain Preseason Watch List
- Has double digits in all five games
- Delivered career-high 27 points vs. Tulsa and followed that up with 20 vs. Kent State
- Leads SEC in FG perc. (.673) [7th in NCAA], second in scoring and sixth in rebounding



NEIGHBORHOOD WATCH

→ Arkansas has started the year 5-0 for the first time since 2019. This marks the second time a **Mike Neighbors** team at Arkansas has gotten off to a start like such

→ The Razorbacks will hope to continue the momentum going into the Paradise Jam with three games lined up. Arkansas got off to an 8-0 start in 2016-17 and will look to match that with three more wins at the Paradise Jam

→ With a win on Thursday, **Neighbors** will have achieved the 200th in his career as a Division I head coach. He just earned his 100th at Arkansas in the Razorbacks' 80-59 win over Kent State on Nov. 17

→ The Razorbacks keep on besting its season-high point total after every game, scoring 70 in the season opener at UAPB, 72 versus Central Arkansas, 79 against Tulsa, 80 at home against Kent State and 93 most recently at Little Rock

→ Arkansas is now 10-0 against in-state schools since the ban was lifted prior to the 2019-20 season and 3-0 versus teams in the Natural State this year

→ Four Razorbacks delivered double-digit numbers in scoring at Little Rock, marking the third time that has happened this season. **Chrissy Carr** put up a season-high 22, **Erynn Barnum** logged 15, **Makayla Daniels** had 12 and **Samara Spencer** delivered 11

→ After four games, **Barnum** is leading Arkansas with 19.2 points and 8.6 rebounds per game. She is leading the SEC in field goal percentage at .673 and is second in scoring and sixth in rebounding in the league

→ **Barnum's** field goal percentage is tied for the seventh best nationally

→ **Spencer** paces the team with 24 assists (sixth most assists/game in the SEC with 4.8) and **Daniels** has the most steals on the team with 10

→ The team leads the SEC in 3-point attempts per game and 3-pointers per game (8.2) and is second least turnovers committed per game (12.8) and free throws made per game (19)

→ Arkansas teams in the past few years have not been known for rebounding the ball effectively, but that has changed, as the Razorbacks have outrebounded opponents in all five games so far. Arkansas is third in rebounds per game with 47.40 (17th in the NCAA), as well as second in defensive rebounds per game with 34.4 (eighth in NCA) and fourth in rebounding margin at 10.8 (44th in the country)

→ With **Neighbors** in charge, the Hogs are coming off back-to-back NCAA Tournament appearances (should be back-to-back-to-back had the COVID-19 pandemic have not cancelled the 2020 tournament) and four consecutive winning seasons. **Neighbors** also has the most wins of any collegiate coach with 10 years of experience

→ The Razorbacks were projected to finish fourth in the SEC Preseason Media Poll and tied for fifth in the SEC Preseason Coaches Poll. **Daniels** represents Arkansas on the Preseason Second Team (Coaches poll)

HEADLINERS

→ Arkansas is traveling out of the states for a tournament for the first time since 2019 when the team played at the Bahamas Hoopfest in 2019

→ The Razorbacks will look to win another tournament title after taking home the title in the Bahamas in 2019

→ This edition of the Paradise Jam is the 23rd year of the event

→ Arkansas will play Northern Arizona for the first time in school history, Clemson for the fourth time and Kansas State for just the seventh time

→ **Mike Neighbors** is one win away from earning the 200th win of his career. He is most recently coming off his 100th win at Arkansas, becoming the fourth head coach in Razorback WBB history to do so

→ **Makayla Daniels** is now tied with **Blair Savage** (1989-93) at No. 27 on the all-time scoring list with 1,072 points. Her next step is reaching No. 26 to tie **Kelly Johnson** (1992-96) at 1,109 points

SCOUTING NORTHERN ARIZONA ABOUT THE LUMBERJACKS

→ Northern Arizona was projected to finish third in the Big Sky Media Poll and fourth in the Coaches Poll out of 10 teams

→ The Lumberjacks are 3-2 heading into St. Thomas behind two 100-point wins (at Cal Baptist, 110-104 in 2OT and versus Park Gilbert, 111-44) and a tight 69-68 loss to Arizona State

→ After five games, **Montana Oltrogge** leads the team with 14.2 points and 6.8 rebounds per game

→ **Regan Schenck** has been putting in work as a floor general with a team-leading 35 assists, while her and **Emily Rodabaugh** have the most steals on the team with 10

→ NAU finished the 2021-22 season with 17-14 record, 12-8 in Big Sky play

→ The team is coming off a Big Sky Championship game appearance, falling to No. 2-seed Montana State, 75-64

ABOUT THE HEAD COACH

→ **Loree Payne** is in her 13th year as a head coach and sixth season at the helm of NAU

→ Since Payne has taken over at the helm, NAU has the team trending in the right direction, most recently coming off a trip to the Big Sky Championship game

→ **Payne** is coming off her 200th career win, which was done in a big way with a double-

BENCHMARK PERFORMANCES at Ark

| 10+ POINTS | 19-20 | 20-21 | 21-22 | 22-23 | TOT |
|---------------------|-------|-------|-------|-------|-----|
| Makayla Daniels | 12 | 19 | 19 | 3 | 53 |
| Erynn Barnum | 4 | 9 | 6 | 5 | 24 |
| Samara Spencer | - | - | 20 | 4 | 24 |
| Jersey Wolfenbarger | - | - | 12 | 0 | 12 |
| Chrissy Carr | - | - | - | 3 | 3 |
| Rylee Langerman | - | 0 | 1 | 1 | 2 |
| Maryam Dauda | - | - | - | 1 | 1 |
| Emrie Ellis | - | - | 1 | 0 | 1 |
| Saylor Poffenbarger | - | - | - | 1 | 1 |

| 20+ POINTS | 19-20 | 20-21 | 21-22 | 22-23 | TOT |
|-----------------|-------|-------|-------|-------|-----|
| Makayla Daniels | 2 | 1 | 5 | 0 | 8 |
| Samara Spencer | - | - | 3 | 1 | 4 |
| Erynn Barnum | 0 | 0 | 0 | 2 | 2 |
| Chrissy Carr | - | - | - | 1 | 1 |

| 30+ POINTS | 19-20 | 20-21 | 21-22 | 22-23 | TOT |
|-----------------|-------|-------|-------|-------|-----|
| Makayla Daniels | 0 | 0 | 2 | 0 | 2 |

| 5+ 3-POINTERS | 19-20 | 20-21 | 21-22 | 22-23 | TOT |
|-----------------|-------|-------|-------|-------|-----|
| Makayla Daniels | 1 | 0 | 1 | 0 | 2 |
| Samara Spencer | - | - | 1 | 0 | 1 |
| Rylee Langerman | - | 0 | 1 | 0 | 1 |

| 50% FG (8 ATT.) | 19-20 | 20-21 | 21-22 | 22-23 | TOT |
|---------------------|-------|-------|-------|-------|-----|
| Makayla Daniels | 4 | 3 | 10 | 1 | 18 |
| Erynn Barnum | 3 | 6 | 3 | 3 | 15 |
| Samara Spencer | - | - | 8 | 1 | 9 |
| Jersey Wolfenbarger | - | - | 6 | 0 | 6 |
| Rylee Langerman | - | 0 | 1 | 0 | 1 |
| Chrissy Carr | - | - | - | 1 | 1 |

| 10+ REBOUNDS | 19-20 | 20-21 | 21-22 | 22-23 | TOT |
|---------------------|-------|-------|-------|-------|-----|
| Erynn Barnum | 1 | 1 | 1 | 1 | 4 |
| Jersey Wolfenbarger | - | - | 2 | 0 | 2 |
| Makayla Daniels | 0 | 0 | 1 | 0 | 1 |
| Rylee Langerman | - | 0 | 1 | 0 | 1 |

| 15+ REBOUNDS | 19-20 | 20-21 | 21-22 | 22-23 | TOT |
|--------------|-------|-------|-------|-------|-----|
|--------------|-------|-------|-------|-------|-----|

| 5+ ASSISTS | 19-20 | 20-21 | 21-22 | 22-23 | TOT |
|-----------------|-------|-------|-------|-------|-----|
| Makayla Daniels | 3 | 2 | 6 | 1 | 12 |
| Samara Spencer | - | - | 5 | 2 | 7 |

| 3+ BLOCKS | 19-20 | 20-21 | 21-22 | 22-23 | TOT |
|---------------------|-------|-------|-------|-------|-----|
| Erynn Barnum | 3 | 1 | 0 | 1 | 5 |
| Saylor Poffenbarger | - | - | - | 1 | 1 |
| Emrie Ellis | - | - | 2 | 0 | 2 |
| Jersey Wolfenbarger | - | - | 2 | 0 | 2 |

| 5+ STEALS | 19-20 | 20-21 | 21-22 | 22-23 | TOT |
|-----------------|-------|-------|-------|-------|-----|
| Makayla Daniels | 4 | 1 | 1 | 0 | 6 |
| Erynn Barnum | 0 | 0 | 2 | 0 | 2 |
| Rylee Langerman | - | 0 | 1 | 0 | 1 |
| Samara Spencer | - | - | 1 | 0 | 1 |

| DOUBLE-DOUBLES | 19-20 | 20-21 | 21-22 | 22-23 | TOT |
|---------------------|-------|-------|-------|-------|-----|
| Erynn Barnum | 1 | 1 | 0 | 1 | 3 |
| Jersey Wolfenbarger | - | - | 2 | 0 | 2 |
| Makayla Daniels | 0 | 0 | 1 | - | 1 |

Stat Comparison

| UA | NAU |
|-----------|-----------------------|
| 78.8..... | Scoring.....86.4 |
| 52.4..... | Opp. Scoring.....76.8 |
| .419..... | FG %......441 |
| .327..... | Def. FG%......411 |
| .328..... | 3-pt. %......346 |
| 8.2..... | 3-pt./gm......9.4 |
| .613..... | FT%......670 |
| 47.4..... | Reb./gm......42.0 |
| 13.0..... | Assists/gm......17.2 |
| 12.8..... | TO/gm......17.4 |
| +4.2..... | TO Margin.....+1.0 |
| 7.2..... | Steals/gm......11.6 |
| 3.4..... | Blocks/gm......3.8 |

2022-23 SOUTHEASTERN CONFERENCE STANDINGS

| CONFERENCE STANDINGS | | | | | | | | | | | | | | |
|----------------------|------------|------|-----|-----|---------|-------|-----|-----|-----|--------|--------|--------|---------|--------|
| | CONFERENCE | | | | OVERALL | | | | | AP | | | COACHES | |
| | W-L | Pct. | H | A | W-L | Pct. | H | A | N | Streak | vs T10 | vs T25 | vs T10 | vs T25 |
| Arkansas | 0-0 | .000 | 0-0 | 0-0 | 5-0 | 1.000 | 3-0 | 2-0 | 0-0 | W5 | 0-0 | 0-0 | 0-0 | 0-0 |
| Georgia | 0-0 | .000 | 0-0 | 0-0 | 5-0 | 1.000 | 4-0 | 1-0 | 0-0 | W5 | 0-0 | 0-0 | 0-0 | 0-0 |
| LSU | 0-0 | .000 | 0-0 | 0-0 | 5-0 | 1.000 | 5-0 | 0-0 | 0-0 | W5 | 0-0 | 0-0 | 0-0 | 0-0 |
| Ole Miss | 0-0 | .000 | 0-0 | 0-0 | 5-0 | 1.000 | 3-0 | 1-0 | 1-0 | W5 | 0-0 | 0-0 | 0-0 | 0-0 |
| Missouri | 0-0 | .000 | 0-0 | 0-0 | 6-0 | 1.000 | 4-0 | 1-0 | 1-0 | W6 | 0-0 | 0-0 | 0-0 | 0-0 |
| South Carolina | 0-0 | .000 | 0-0 | 0-0 | 5-0 | 1.000 | 1-0 | 4-0 | 0-0 | W5 | 1-0 | 2-0 | 1-0 | 2-0 |
| Vanderbilt | 0-0 | .000 | 0-0 | 0-0 | 5-1 | .833 | 3-1 | 2-0 | 0-0 | L1 | 0-0 | 0-0 | 0-0 | 0-0 |
| Florida | 0-0 | .000 | 0-0 | 0-0 | 4-1 | .800 | 4-0 | 0-1 | 0-0 | W2 | 0-0 | 0-0 | 0-0 | 0-0 |
| Kentucky | 0-0 | .000 | 0-0 | 0-0 | 4-1 | .800 | 4-0 | 0-0 | 0-1 | L1 | 0-0 | 0-1 | 0-0 | 0-1 |
| Mississippi State | 0-0 | .000 | 0-0 | 0-0 | 4-1 | .800 | 4-0 | 0-1 | 0-0 | W2 | 0-0 | 0-0 | 0-0 | 0-1 |
| Auburn | 0-0 | .000 | 0-0 | 0-0 | 3-1 | .750 | 3-0 | 0-1 | 0-0 | W1 | 0-0 | 0-0 | 0-0 | 0-0 |
| Texas A&M | 0-0 | .000 | 0-0 | 0-0 | 3-1 | .750 | 3-0 | 0-1 | 0-0 | W1 | 0-0 | 0-0 | 0-0 | 0-0 |
| Alabama | 0-0 | .000 | 0-0 | 0-0 | 2-2 | .500 | 1-0 | 1-1 | 0-1 | L2 | 0-0 | 0-1 | 0-0 | 0-1 |
| Tennessee | 0-0 | .000 | 0-0 | 0-0 | 2-4 | .333 | 1-1 | 0-1 | 1-2 | L2 | 0-0 | 0-2 | 0-0 | 0-2 |

2022-23 SEC Preseason
Media Poll

1. South Carolina
2. Tennessee
3. LSU
4. **Arkansas**
5. Ole Miss
6. Florida
7. Kentucky
8. Mississippi State
9. Georgia
10. Alabama
11. Texas A&M
12. Missouri
13. Auburn
14. Vanderbilt

2022-23 SEC Preseason
Coaches' Poll

1. South Carolina
2. Tennessee
3. LSU
4. Alabama
5. **Arkansas**
6. Mississippi State
7. Florida
8. Ole Miss
9. Georgia
10. Kentucky
11. Texas A&M
12. Missouri
13. Auburn
14. Vanderbilt

overtime victory over Cal Baptist

SERIES HISTORY OF NAU VS. ARKANSAS

→ Thursday will be the first time these teams will meet in the series

SCOUTING CLEMSON**ABOUT THE TIGERS**

- Clemson was picked to finish 12th in the ACC Blue Ribbon Panel Preseason Poll. The Tigers are coming off a 10-21 season
- **Ruby Whitehorn** made a spot on the Blue Ribbon Panel Newcomer Watch List. **Whitehorn** is a freshman from Detroit
- The Tigers are 3-1 going into the Virgin Islands with wins coming over Gardner-Webb, Wofford and Richmond. Their lone loss is vs. No. 1/1 South Carolina
- **Amari Robinson** leads the Tigers with 14.0 points and 5.5 rebounds per game
- **Daisha Bradford** paces the team in rebounds (7.3 RPG), assists (13) and steals (8)

ABOUT THE HEAD COACH

- Head coach **Amanda Butler** is in her fifth year at the helm of Clemson
- **Butler** has experience playing against the SEC and Arkansas, as she was the head coach at Florida for nine years. **Butler** has an 11-2 record against the Razorbacks
- Has led her teams to 12 postseason berths in 16 years, including an NCAA and WNIT second round appearances for the Tigers in 2019 and 2021, respectively

SERIES HISTORY OF CLEMSON VS. ARKANSAS

- Arkansas is 3-0 in the series vs. the Tigers
- The last time these two teams met was on Dec. 7, 2007, which resulted in a 79-63 win
- The first game of this series was on March 15, 2002 in the NCAA Tournament (79-63, Arkansas)

SCOUTING KANSAS STATE**ABOUT THE WILDCATS**

- Kansas State is 5-0 coming into the Paradise Jam with its biggest win of the season coming against No. 4/6 Iowa (84-83)
- K-State was projected to finish sixth in the Big 12 with 37 votes
- **Serena Sundell** earned her way on the All-Big 12 Preseason Team
- After five games, **Gabby Gregory** leads with 21.4 points per game
- **Sundell** pulls down a team's most rebounds per game with 7.0 and has the most assists (25). **Jaelyn Glenn** has tallied a team's most 15 steals
- The Wildcats are coming off a 20-13 season in 2021-22, which ended in a second-round appearance at the NCAA Tournament, losing to NC State, 89-57

ABOUT THE HEAD COACH

- **Jeff Mittie** is in his 31st season as a head coach and approaching his ninth year at K-State
- He is recently coming off his 600th win in the first game of the season
- At K-State, **Mittie** has led his teams to six postseason appearances and four NCAA Tournament trips
- He is among the top 20 in wins for active coaches in the NCAA

SERIES HISTORY OF KANSAS STATE VS. ARKANSAS

- Arkansas and K-State are tied in the series, 3-3
- These two teams met last on Dec. 7, 2019, resulting in an 81-72 win for Arkansas
- Arkansas is on a two-game winning streak
- The first time these two teams met was in 1982, when the Razorbacks won 68-53 in Fayetteville

LAST TIME OUT

- Arkansas handed it to Little Rock on Sunday with a 93-49 win at the Jack Stephens Center
- The Razorbacks shot a season best 62.5 from the field, marking the first time since 2020 the Razorbacks shot 60+ percent (Feb. 16, 2020, vs. Ole Miss)
- Four players reached double digits in scoring for the fourth time this season
- **Chrissy Carr** logged a season-best 22 points off 7-of-10 shooting and 4-of-6 from 3-point, delivering 15 of her points in the third quarter

→ **Erynn Barnum** registered 15 points and nine rebounds, while **Saylor Poffenbarger** had nine points and nine boards, with both just shy of reaching a double-double
 → **Makayla Daniels** delivered 12 points and four assists and **Samara Spencer** had 11 points, seven rebounds and six assists
 → All 12 players played, while 11 scored

AN ARKANSAS WIN MEANS... VS. NAU

→ **Mike Neighbors** will reach 200 career wins for the first game of the series
 → It will be the best start for Coach **Neighbors** at Arkansas

→ The first time since 2016 a Razorback team has been able to start a season 6-0

VS. CLEMSON

→ Head coach **Amanda Butler** will suffer just her third loss to Arkansas

→ Arkansas will remain perfect in the series at 4-0

VS. K-STATE

→ Arkansas will beat a ranked opponent for the first time since last season's 90-76 win over No. 12/11 LSU

→ The Razorbacks will improve to 4-3 in the all-time series

OFF TO A GREAT START

→ **Erynn Barnum** keeps pushing her foot on the gas, averaging 19.2 points and 8.6 rebounds per game

→ NCAA statistical rankings: seventh in free throw attempts (41), 16th in field goal percentage (67.3), 19th in points and 46th in rebounds

→ SEC statistical rankings: first in field goal percentage, second in free throw attempts, third in scoring, fifth in rebounding and 11th in blocks (6)

→ Before the game against Tulsa, she never had a 20-point game, but is coming off back-to-back 20-point games with a career-high 27 points and eight rebounds vs. Tulsa and 20 points with six boards against Kent State

→ Her 13 points in the fourth quarter against Tulsa were critical in solidifying the victory. She went 10-of-12 from the field, which also was a career best

→ She tallied 15 points and 11 rebounds for her third career double-double versus UAPB

→ Head coach **Mike Neighbors** has mentioned how **Barnum** has the capability of putting up a double-double every night

→ Longest tenured Razorback, approaching her fifth year on the team (redshirted in 2018-19)

→ Last season averaged 7.6 points and 4.8 rebounds per game. She started in 10 of 22 games, missing a large chunk due to injury

WATCH LIST SZN

→ **Erynn Barnum** was named to the Katrina McClain Award Preseason Watch List as one of the 20 best power forwards in the country

→ She is the first Arkansas player to be a candidate for this particular award and the first Razorback on a preseason watch list since prior to the 2020-21 season

MAK ATTACK

→ **Makayla Daniels** is one of three double-digit scorers on the team with 11.5 PPG

→ Registered a season-high five assists, while
 4 - Social | @RazorbackWBB

WHAT'S HE SAYIN'?

Trying to figure out what Coach Neighbors is saying on the bench? Don't worry - he has a language all his own.

Coach Neighbors plays Positionless Basketball. Instead of having guards, forwards and centers, he has Rabbits, Rackers, Locks and Dragons.



Rabbits run the floor and look to score quickly with a layup.



Rackers bring the ball up the floor, and are trying to get to the rack.



Locks, generally good three-point shooters, are trying to win the race to the corners.



The Dragon is the last player down the court, dragging behind the others.

adding nine points and four steals against Kent State

→ Coming off 12 points and four assists at Little Rock. She took all of her shots off 3-point attempts and was 3-for-4

→ Now is tied with **Blair Savage** at No. 27 (1,072) on the all-time career scoring list. Then next stop is No. 26, which is currently held by **Kelly Johnson** who had 1,109 career points
 → Also tied with **Savage** for 20th on the all-time assist list (233)

→ Has fifth most points, fourth most steals (146) and sixth most assists (233) among active SEC players

→ She became the 31st member in the Razorbacks' final game last season in the NCAA Tournament versus Utah

→ Sits fifth in assist/TO ratio (2.43) and eighth in 3-pointers per game (2.0) in the SEC

→ Has the 23rd best 3-point percentage in the country at a stellar 55.6, which is also No. 2 in the league

→ Earned a spot on the SEC Preseason Second Team, her first recognition by the league since she was SEC Freshman of the Week in 2019-20

→ Last season averaged 14.0 points and a team-leading 5.3 rebounds per game in the guard spot. **Daniels** also averaged 2.9 assists and 1.8 steals per game

→ Scored two 30-point games last season (32 vs. Cal and 34 vs. Creighton) to join Chelsea Dungee, Alexis Tolefree and Shameka Christon as the only Hogs with multiple 30+ point games in the same season since 2000

ADD HER TO YOUR FANTASY TEAM

→ **Samara Spencer** is showing no signs of a sophomore slump after winning SEC Freshman of the Year a season ago

→ Coming off back-to-back double-digit scoring performances, most recently with 11 points, seven rebounds and six assists at Little Rock

OUR RECORD WHEN ...

| | |
|-----------------------------|-------------|
| Overall | 5-0 |
| Home / Away / Neutral | 3-0/1-0/0-0 |
| SEC | 0-0 |
| Home / Away | 0-0/0-0 |
| White Uniforms | 3-0 |
| Cardinal Uniforms | 2-0 |
| Anthracite Uniforms | 0-0 |

LEADS/QUARTERS/HALFTIME/OT

| | |
|---|-----|
| Leading after the 1st quarter | 5-0 |
| Leading after the 2nd quarter/Half | 5-0 |
| Leading after the 3rd quarter | 5-0 |
| Leading at the half, home | 3-0 |
| Leading at the half, road/neutral | 2-0 |
| Tied at the half, home | 0-0 |
| Tied at the half, road/neutral | 0-0 |
| Games decided by 5 points or fewer | 0-0 |
| Games decided by 10 points or fewer | 1-0 |
| Leading with 5:00 left | 5-0 |
| Leading with 2:00 left | 5-0 |
| Overtime games | 0-0 |

OFFENSE

| | |
|---|-----|
| Scoring less than 70 points | 0-0 |
| Scoring 70-79 points | 3-0 |
| Scoring 80-89 points | 1-0 |
| Scoring 90-99 points | 1-0 |
| Scoring 100+ points | 0-0 |
| 2 Players Or Less in Double Figures | 0-0 |
| 3 Players in Double Figures | 2-0 |
| 4 Players in Double Figures | 3-0 |
| 5 Players in Double Figures | 0-0 |
| 5+ Players in Double Figures | 0-0 |
| When shooting 50 percent or higher | 1-0 |
| When shooting less than 50 percent | 3-0 |

REBOUNDING/TURNOVERS

| | |
|--|-----|
| When outrebounding opponent | 5-0 |
| When outrebounded | 0-0 |
| When rebounds are even | 0-0 |
| When grabbing 10+ offensive reb | 3-0 |
| When forcing 15+ turnovers | 4-0 |
| When committing less than 15 turnovers | 3-0 |
| When committing 15+ turnovers | 1-0 |

Top Scorers (Includes Ties)

| | |
|---------------|----------------|
| Barnum | @UAPB, UCA, TU |
| Spencer | @UABP, Kent |
| Carr | @LR |

Top Rebounders (Includes Ties)

| | |
|--------------------|-----------------|
| Barnum | @UAPB, UCA, @LR |
| Poffenbarger | TU, @LR |
| Spencer | Kent |

Months

| | |
|----------------|-----|
| November | 5-0 |
|----------------|-----|

→ Versus Kent State, matched a career-high 22 points with seven rebounds and a career-high seven assists
 → SEC statistical rankings: sixth in assists (4.8) eighth in minutes (29.46), 12th in assist/TO ratio and 19th in scoring (13.2),
 → NCAA statistical rankings: 43rd in free throw attempts (29), 46th in total assists (24) and 734d in 3-point attempts (30)
 → **Spencer** averaged 12.2 points, 3.7 rebounds, 3.1 assists, 1.2 steals and 30.1 minutes per game last season
 → Led team with 96 total assists last season
 → Logged 20 games in double figures, three of which were 20+-point performances in 2021-22

MISMATCH PROBLEM

→ **Saylor Poffenbarger** is the textbook definition of a big guard
 → If you need **Poffenbarger** to play any position one through five, she could handle the task. That's how versatile she is
 → Has led the team in efficiency in three games and has been +20 in the other two games she didn't lead
 → If the shots aren't falling, she will find another way to contribute
 → Coming off nine points and nine boards at Little Rock
 → Had a career-high 10 rebounds vs. Tulsa
 → In her first collegiate start against UAPB, racked up 11 points and eight rebounds. She achieved a collegiate career-high in pretty much every statistical category in just the first game of the season
 → SEC statistical rankings: second in defensive rebounds (7.0), sixth in rebounding (8.0) and 11th in minutes (28.86)
 → No. 68 in total rebounds nationally (40)
 → Joined the team midway through last year after transferring from UConn. She was the No. 30th-ranked recruit in the 2021 class

TRANSFER PORTAL JACKPOT

→ **Chrissy Carr** has started in all but two collegiate games she has appeared in during her fifth season with 100+ starts
 → Coming off her best game at Arkansas yet with 22 points off 7-of-10 shooting and four 3-pointers with two boards at Little Rock
 → Logged 10 points in 20 minutes against UAPB in the season opener
 → Can be deadly from 3-point, as we saw last Sunday, and now leads the team with 11 triples
 → SEC statistical rankings: fourth in 3-point attempts (29), sixth in 3-pointers per game (2.2) and 10th in 3-point percentage (37.9)
 → NCAA statistical rankings: 73rd in 3-pointers and 88th in 3-point attempts
 → An overall well-rounded player, **Carr** can shoot, attack the basket to get to her midrange, rebound and defend. Along with her leadership, she will be able to pick up a lot of what was lost from **Sasha Goforth's** absence
 → She has averaged double digits, or near to it, all four years thus far. After averaging 9.8 PPG as a freshman and sophomore at Kansas State and a career-high 15.2 points and 4.9 rebounds per game as a junior. In her one year at Syracuse averaged 11.7 points and 4.6

boards per game, while leading the team in 3-pointers (60) and shooting 36.3 percent from deep

TAKING ONE FOR THE TEAM

→ Playing an important role off the bench
 → Being told to play in position you have never played before is quite tough, especially as a freshman in college, but **Jersey Wolfenbarger** handled that task with ease
 → **Wolfenbarger** played down low in just about every start last season, setting her up to play against some of the best bigs in the country, including Aliyah Boston (South Carolina), Jenna Staiti (Georgia) and Tamari Key (Tennessee), but that didn't stop her production
 → Coming off six points and five rebounds at Little Rock
 → Earned seven points and seven rebounds in the season opener at UAPB
 → Last season, averaged 7.6 points, 4.3 rebounds and 0.9 blocks per game, while being named to the All-SEC Freshman Team
 → Double-doubled twice last season with 12 points and 11 rebounds at Missouri and 12 points and 10 boards at Texas A&M
 → High school accolades: McDonald's All-American, two-time Arkansas Gatorade Player of the Year, No. 7 overall recruit in the country and No. 1 wing player in ESPN HoopGurlz, Naismith HS Player of the Year and FIBA U19 World Cup medalist

THE GLUE

→ **Rylee Langerman** is a hustler and team player. She is willing to do the dirty work or anything her team needs to win
 → Often called "the glue girl" and a player everyone needs on a team to be successful
 → Coming off three points at Little Rock
 → Knocked down five 3-pointers thus far
 → Logged her second career double-digit scoring contest with 10 points, five boards and four steals against Tulsa
 → Diving for a loose ball is now called a "Langerman"
 → Has easily become a fan favorite

BY THE NUMBERS

1,072 Makayla Daniels has 1,072 career points and has moved to the No. 27 spot on the all-time scoring list at Arkansas

197 Mike Neighbors is one win away from 200 all-time as a head coach in collegiate basketball

101 Mike Neighbors has tallied 101 wins on the Hill. He has also totaled 198 career wins as a head coach, nearing the 200th milestone

28 Arkansas is 28-11 all-time against in-state opponents and 18-3 against Division I Arkansas opponents. A 42-year ban was put in place from Arkansas schools playing against one another, but that ban broke in 2019

GAME-BY-GAME STARTERS IN 2022-23 (ALPHABETICAL)

| OPPONENT | 1 | 2 | 3 | 4 | 5 |
|-------------------|--------|------|---------|--------------|---------|
| UAPB | Barnum | Carr | Daniels | Poffenbarger | Spencer |
| Central Arkansas | Barnum | Carr | Daniels | Poffenbarger | Spencer |
| Tulsa | Barnum | Carr | Daniels | Poffenbarger | Spencer |
| Kent State | Barnum | Carr | Daniels | Poffenbarger | Spencer |
| Little Rock | Barnum | Carr | Daniels | Poffenbarger | Spencer |
| Northern Arizona | | | | | |
| Clemson | | | | | |
| Kansas State | | | | | |
| Troy | | | | | |
| Oral Roberts | | | | | |
| Lamar | | | | | |
| Arkansas State | | | | | |
| Creighton | | | | | |
| Oregon | | | | | |
| Ohio State/USF | | | | | |
| LSU | | | | | |
| Kentucky | | | | | |
| Florida | | | | | |
| Missouri | | | | | |
| Vanderbilt | | | | | |
| LSU | | | | | |
| South Carolina | | | | | |
| Alabama | | | | | |
| Ole Miss | | | | | |
| Auburn | | | | | |
| Vanderbilt | | | | | |
| Missouri | | | | | |
| Tennessee | | | | | |
| Georgia | | | | | |
| Mississippi State | | | | | |
| Texas A&M | | | | | |



HOMEGROWN HOGS

ERYNN BARNUM
R-SR. | F | LITTLE ROCK, ARKANSAS

LOREN LINDSEY
FR. | G | FAYETTEVILLE, ARKANSAS

AVERY HUGHES
SR. | G | BENTONVILLE, ARKANSAS

JERSEY WOLFENBARGER
SO. | G/F | FORT SMITH, ARKANSAS

MARYAM DAUDA
R-FR. | F | BENTONVILLE, ARKANSAS

- The Hogs' roster is Arkansas heavy, and that starts from the top down, as Head Coach Mike Neighbors, a University of Arkansas Alum, was born and raised in Greenwood, Arkansas
- Erynn Barnum, now in her redshirt senior season, is the oldest of the Arkansas clan. Barnum was playing the best basketball of her career last season during the non-conference slate until an injury sidelined her for a large portion of the SEC slate. In her nine appearances during non-conference play, Barnum averaged 11.2 points and 5.9 rebounds per game
- Loren Lindsey is a true freshman out of Fayetteville High School. She has joined the team as a walk-on after a successful career with the Bulldogs
- Senior Avery Hughes of Bentonville was the first walk-on of the Neighbors era at Arkansas and was put on scholarship prior to last season. She played in 14 games off the bench
- Jersey Wolfenbarger is one of the highest recruited players in the program's history. The 6-5 wing ranked No. 7 in the 2021 Hoopgurlz rankings was the Arkansas Gatorade Player of the Year twice in a row. She was named to the SEC All-Freshman Team and started in 23 contests
- After having to sit out last season with an ACL injury, Maryam Dauda is destined for a great year. She was a McDonald's All-American and Jordan Brand Classic Invitee and was ranked as the top-ranked post player in the ESPN Hoopgurlz rankings
- Not pictured: Sasha Goforth (redshirting) started all 32 games, averaging 11.5 points, 4.8 rebounds and 2.1 blocks per game last year



OKLAHOMIES

RYLEE LANGERMAN
JR. | G | NORMAN, OKLAHOMA

KARLEY JOHNSON
FR. | G | MUSTANG, OKLAHOMA

EMRIE ELLIS
SO. | F | VANOSS, OKLAHOMA

- On the Arkansas women's basketball roster, 75 percent are either from Arkansas or its bordering state of Oklahoma
- Rylee Langerman out of Norman, Oklahoma is the eldest of the Oklahoma bunch, going into her junior year. She played in all 32 games with seven starts, averaging 3.2 points and 3.7 rebounds per game

- Emrie Ellis appeared in 27 games last season to tally 2.9 points and 2.1 boards per game along with 22 blocks. Ellis is from Vanoss, a small town in the southeastern part of the state
- Karley Johnson is a true freshman and product of Mustang, just southwest of Oklahoma City. She was a McDonald's All-American nominee
- Not pictured: Ashlyn Sage (redshirting), who played in 15 games as a freshman last season and comes to Arkansas from Weatherford, Oklahoma



MARYLAND MAGIC

MAKAYLA DANIELS
SR. | G | FREDERICK, MARYLAND

SAYLOR POFFENBARGER
R-FR. | G | MIDDLETOWN, MARYLAND

- Makayla Daniels was the first ever Maryland signee in Arkansas women's basketball history
- Now, the Razorbacks have two from Little America with the addition of Saylor Poffenbarger in winter 2022
- Daniels has started in all 88 collegiate games she has appeared in, coming off last year as the leading returner in scoring and rebounding
- Poffenbarger, a UConn transfer, brings along a great deal of versatility. She was the No. 30 player in the ESPN Hoopgurlz rankings

2022-23 ROSTER @RAZORBACKWBB

NUMERICAL

| NO. | NAME | POS | HT | CL | HOMETOWN/PREVIOUS SCHOOL | TWITTER |
|-----|---------------------|-----|------|-------|--|------------------|
| 0 | Saylor Poffenbarger | G | 6-2 | R-Fr. | Middletown, Md./UConn | @saylorpoff |
| 2 | Samara Spencer | G | 5-7 | So. | Fort Lauderdale, Fla./St. Thomas Aquinas | @samaraaspencer |
| 4 | Erynn Barnum | F | 6-2 | R-Sr. | Little Rock, Ark./Little Rock Central | @erynnbee_ |
| 11 | Rylee Langerman | G | 5-9 | Jr. | Norman, Okla./Christian Heritage | @rylang2 |
| 13 | Sasha Goforth* | G | 6-1 | Jr. | Fayetteville, Ark./Oregon State | @goforthsasha |
| 15 | Ashlyn Sage* | G | 6-2 | So. | Weatherford, Okla./Weatherford | @ashlynsage15 |
| 20 | Karley Johnson | G | 5-9 | Fr. | Mustang, Okla./Mustang | @karleyjohnsonOK |
| 21 | Loren Lindsey | G | 5-11 | Fr. | Fayetteville, Ark./Fayetteville | @lorenbailey7766 |
| 22 | Avery Hughes | G | 5-7 | Sr. | Bentonville, Ark./Bentonville | @averyhughes00 |
| 24 | Jersey Wolfenbarger | G | 6-5 | So. | Fort Smith, Ark./Northside | @jerseywolf4 |
| 30 | Maryam Dauda | F | 6-4 | R-Fr. | Bentonville, Ark./Bentonville | @maryamdada30 |
| 34 | Chrissy Carr | G | 6-1 | R-Sr. | Eden Prairie, Minn./Syracuse | @chrissycarr4 |
| 43 | Makayla Daniels | G | 5-8 | Sr. | Frederick, Md./Frederick | @makayladaniels5 |
| 55 | Emrie Ellis | F | 6-3 | So. | Vanoss, Okla./Vanoss | @ellisemrie |

* Redshirting 2022-23 season

COACHING STAFF

| Title | Name | Year | Alma Mater |
|--------------------------------|----------------|-------------|---------------------------|
| Head Coach | Mike Neighbors | 6th Season | Arkansas, 1993 |
| Associate Head Coach | Todd Schaefer | 6th Season | Thomas More College, 1995 |
| Assistant Coach | Pauline Love | 6th Season | Southern Miss, 2010 |
| Assistant Coach | Lacey Goldwire | 4th Season | Oklahoma State, 2010 |
| Director of Operations | Amber Shirey | 35th Season | Arkansas, 1992 |
| Special Assistant to the HC | Jeff Brazil | 16th Season | Arkansas, 2010 |
| Dir. of Student-Athlete Devel. | Jayci Stone | 1st Season | Kansas State, 2008 |

ELIGIBILITY

Seniors (4)

Erynn Barnum
Chrissy Carr
Makayla Daniels
Avery Hughes

Juniors (1)

Rylee Langerman

Sophomores (4)

Emrie Ellis
Sasha Goforth (RS)
Samara Spencer
Jersey Wolfenbarger

Freshman (5)

Maryam Dauda (RS)
Karley Johnson
Loren Lindsey
Saylor Poffenbarger (RS)
Ashlyn Sage (RS)

BY STATE

ARKANSAS (6)

Erynn Barnum Little Rock
Maryam Dauda Bentonville
Sasha Goforth Fayetteville
Avery Hughes Bentonville
Loren Lindsey Fayetteville
Jersey Wolfenbarger Fort Smith

FLORIDA (1)

Samara Spencer Fort Lauderdale

MARYLAND (2)

Makayla Daniels Frederick
Saylor Poffenbarger Middletown

MINNESOTA (1)

Chrissy Carr Manhattan (Kan.)

OKLAHOMA (4)

Emrie Ellis Vanoss
Rylee Langerman Norman
Karley Johnson Mustang
Ashlyn Sage Weatherford

ALPHABETICAL

| NO. | NAME | POS | HT | CL | HOMETOWN/PREVIOUS SCHOOL |
|-----|---------------------|-----|-----|-------|---|
| 4 | Erynn Barnum | F | 6-2 | R-Sr. | Little Rock, Ark./LR Central HS |
| 34 | Chrissy Carr | G | 6-1 | R-Sr. | Eden Prairie, Minn./Syracuse |
| 43 | Makayla Daniels | G | 5-8 | Sr. | Frederick, Md./Frederick HS |
| 30 | Maryam Dauda | F | 6-4 | R-Fr. | Bentonville, Ark./Bentonville HS |
| 55 | Emrie Ellis | F | 6-3 | So. | Vanoss, Okla./Vanoss HS |
| 13 | Sasha Goforth* | G | 6-1 | Jr. | Fayetteville, Ark./Oregon State |
| 22 | Avery Hughes | G | 5-7 | Sr. | Bentonville, Ark./Bentonville HS |
| 20 | Karley Johnson | G | 5-9 | Fr. | Mustang, Okla./Mustang |
| 11 | Rylee Langerman | G | 5-9 | Jr. | Norman, Okla./Christian Heritage HS |
| 0 | Saylor Poffenbarger | G | 6-2 | R-Fr. | Middletown, Md./Middletown HS/UConn |
| 15 | Ashlyn Sage* | G | 6-2 | So. | Weatherford, Okla./Weatherford |
| 2 | Samara Spencer | G | 5-7 | So. | Fort Lauderdale, Fla./St. Thomas Aquinas HS |
| 24 | Jersey Wolfenbarger | G | 6-5 | So. | Fort Smith, Ark./Northside HS |

FA-NETIK

PRONUNCIATIONS

2 Suh-MARE-uh
30 DOW-duh
55 em-REE



OFFENSE

| | |
|--|---|
| Scored 110+----- | 110, vs. Providence (11-16-98) |
| Scored 100+ points at home ----- | 105, vs. UCA (12-13-20) |
| Scored 100+ points on the road ----- | 108, at Ole Miss (2-16-20) 108, Baylor (3-6-91) |
| Scored 90-99 points ----- | 93, at Little Rock (11-20-22) |
| Scored 90+ points at home ----- | 90, No. 12 LSU (11-27-22) |
| Scored 90+ points on the road ----- | 93, at Little Rock (11-20-22) |
| Scored 80-89 points ----- | 80, vs. Kent State (11-17-22) |
| Scored 80-89 points at home ----- | 80, vs. Kent State (11-17-22) |
| Scored 80-89 points on the road ----- | 87, at Mississippi State (2-27-22) |
| Was held to 50-59----- | 54, vs. No. 1 South Carolina (3-4-22) |
| Was held to 49-40----- | 42 at No. 9 South Carolina (1-25-18) |
| Was held to 39-20----- | 34, at LSU, 2-7-19 |
| Was held to 20 or less ----- | N/A |
| Made 40+ field goals ----- | 40, vs. UCA (12-13-20) |
| Made 17+ three-point field goals ----- | 19, Alabama (2-28-21) |
| Made 10+ three-point field goals ----- | 10, at Little Rock (11-20-22) |
| Did not make 3-pointer (since 1986)----- | 0-10, at LSU, (2-7-19) |
| Made 30 free throws ----- | 30 (30-39), No. 4 Baylor (12-6-20) |
| Made 25 free throws ----- | 29 (29-32), Cal (12-5-21) |
| Shot 50-59 or better ----- | 50.0, No. 12 LSU (1-27-22) |
| Shot 60 percent or better ----- | .625 (30-48), vs. Little Rock (11-20-22) |
| Held to less than 30 percent ----- | .273 (18-66), vs. Missouri (3-3-22) |
| Held to less than 20 percent ----- | .182 (10-55) vs. No. 6 Tennessee (1-8-12; 1, 38-69) |
| Had 20 or more assists in a game ----- | 22, vs. UCA (12-13-20) |

DEFENSE

| | |
|---|---|
| Allowed 100 points----- | 104, at No. 4 South Carolina (1-18-21) |
| Allowed 80-99 points----- | 92, vs. Utah (3-18-22) |
| Held opponent to 40-49 points ----- | 49, at Little Rock (11-20-22) |
| Held opponent to 39-30 ----- | 34, vs. UCA (11-11-22) |
| Held an SEC opponent under 50 points in 3 cons. games ----- | 47, Auburn (1-29-15) |
| ----- | W, 52-47; 42, Alabama (2-1-15, W, 53-42); #24/21 Georgia (2-9-15, W, 54-48) |
| Held opponent to 29 points or less ----- | 23, Binghamton, 11-30-13 |
| Held an opponent under 15 points in a half ----- | 14, vs. UCA (11-11-22) |
| Held an opponent to 2 points in a quarter ----- | 2, vs. UCA (12-13-20) |
| Held opponent under 15 field goals ----- | 12, UCA (11-11-22) |
| Held opponent to less than 30 percent shooting ----- | 21.8 (12-55), vs. UCA (11-11-22) |
| Held opponent to less than 20 percent shooting ----- | 19.7 (13-66), vs. Northwestern State (12-15-19) |
| Held opponent under 15 percent from 3-point ----- | 14.3 (1-7), at Little Rock (11-20-22) |
| Opponent did not make a 3-pointer ----- | 0, Tulsa (12-11-19) |
| Had 70+ rebounds ----- | 74, Mississippi Valley State (11-24-89) |
| Had 60-69 rebounds ----- | 64, Prairie View A&M (12-16-18) |
| Had 50-59 rebounds ----- | 56, at UAPB (11-7-22) |
| Had 10 or more blocked shots in a game ----- | 11, vs. No. 1 South Carolina (3-4-22) |
| Had 20 or more steals in a game ----- | 20, ORU (11-13-13) |
| Had 15 or more steals in a game ----- | 18, vs. UT Martin (12-29-19) |
| Forced 25+ turnovers in a game ----- | 29, Oral Roberts (11-25-20) |

OTHER

| | |
|--|---|
| Won an overtime game ----- | 61-52, vs. Missouri (3-3-22) |
| Lost an overtime game ----- | 86-83, at No. 7 Tennessee (1-31-22) |
| Won a double overtime game ----- | 73-72, vs. Florida (1-29-12) |
| Lost a double overtime game ----- | N/A |
| Won a triple overtime game ----- | 91-80 Win in 3OT, 2-10-13, at Alabama |
| Played consecutive OT games ----- | 1-24-16 at Auburn (lost); 1-28-16 vs Florida (lost) |
| Won regular season tournament ----- | Bahamas Hoopfest (Nassau, Bahamas, Nov. 29-28, 2019) |
| Defeated ranked team ----- | 90-76, vs. No. 12 LSU (1-27-22) |
| Defeated a ranked team on the road --- | 57-53, at #19/18 LSU, 2-23-14; 77-76, #17/16 Iowa (Las Vegas), 12-18-14 |
| All-time SEC win streak ----- | 8 games (1-15-12: Auburn through 2-15-12: at Auburn) |
| All-time SEC home win streak ----- | 5 games (1-15-12: Auburn -- 2-9-12: S. Carolina) |
| ----- | 5 games (1-14-21: Florida -- 2-28-21: Alabama) |

A RAZORBACK PLAYER ...

| | |
|--|--|
| Scored 20-24 points ----- | 22, Chrissy Carr at Little Rock (11-20-22) |
| Scored 25-29 points ----- | 27, Erynn Barnum, vs. Tulsa (11-14-22) |
| Scored 30+ points ----- | 30, Amber Ramirez, Auburn (2-10-22) |
| Scored 40+ points ----- | 41, Chelsea Dungee vs Auburn (2-10-19) |
| Scored 20+ points 10 times in a season ----- | Chelsea Dungee (20x 2018-19) |
| ----- | Chelsea Dungee (11x 2019-20) |
| ----- | Chelsea Dungee (17x 2020-21) |
| Double figures in 15 consecutive games (season) ----- | Jessica Jackson, 11/11/16, LSU 1-8-17 |
| ----- | Chelsea Dungee, 26 games, (2018-19 & 2019-20) |
| ----- | Chelsea Dungee, 31 games, (2019-20 & 2020-21) |
| ----- | Amber Ramirez, 15 games (2021-22) |
| Five players scored double figures in 1 game ----- | at Mississippi State (2-27-22) |
| ----- | Goforth 20, Ramirez 15, Daniels 14, Wolfenbarger 13, Spencer 12, Barnum 10 |
| Five starters in double figures ----- | at Mississippi State (2-27-22) |
| ----- | Goforth 20, Ramirez 15, Daniels 14, Wolfenbarger 13, Spencer 12 |
| Seven players scored in double figures in 1 game ----- | vs. Northwestern State (11-9-18) |
| ----- | (Tolefree 19, Gaulden 16, Monk 12, Dombia 11, Dungee 11, Thomas 11, Williams 10) |
| Made 10+ field goals in a game ----- | 10, Erynn Barnum, vs. Tulsa (11-14-22) |
| Attempted 20+ field goals in a game ----- | 28, Amber Ramirez, Utah (3-18-22) |
| Made 10 free throws in a game ----- | 11, Amber Ramirez, Missouri (1-9-22) |
| Made 7 or more 3-pt FG in a game ----- | 8, Amber Ramirez, Alabama (2-28-21) |
| Attempted 10 or more 3-pt FG in a game ----- | 12, Amber Ramirez, Utah (3-18-22) |
| Had 10-14 rebounds ----- | 11, Erynn Barnum, at UAPB (11-7-22) |
| Had 15-19 rebounds ----- | 21, Taylah Thomas, New Orleans, 11-8-19 |
| Had 20+ rebounds ----- | 21, Taylah Thomas, New Orleans, 11-8-19 |
| Had 10 offensive reb - Records go back to 05-06 ----- | 11, Melissa Wolff |
| ----- | vs. New Orleans (1-30-15) |
| Had 10+ defensive reb - Records go back to 05-06 ----- | 11, Makayla Daniels, vs. Missouri (3-3-22) |
| Had 10+ assists ----- | 10, Destiny Slocum, at Missouri (2-4-21) |
| Had 10+ assists in consecutive games ----- | Jailyn Mason (11 vs. HBU, 12-28-16 and 10 at Ole |
| ----- | Miss, 1-1-17), Calli Berna (11 vs. No. 10/8 KY, 2/7/13 and 11 at UA, 2/10/13) |
| Had 5+ blocks in a game ----- | 5, Sasha Goforth, vs. Missouri (3-3-22) |
| Had 9+ blocks in a game ----- | 9, Robyn Irwin vs. SMSU, 12-19-88 (school record) |
| Had 5 or more steals in a game ----- | 6, Makayla Daniels, vs. Central Arkansas (12-18-21) |
| Had a double-double ----- | 15 points, 11 rebounds, Erynn Barnum, at UAPB (11-7-22) |
| Had a double-double in two consecutive games ----- | Jersey Wolfenbarger, at Texas A&M, at Missouri (2022) |
| ----- | 12 & 10 at Texas A&M/12 & 11 at Missouri |
| Had two players record a double-double ----- | Kiara Williams (12 pts/16 reb) & |
| ----- | Malica Monk (10 pts/10 reb)., Grambling State (12-28-17) |
| Had seven double-doubles in a season ----- | Devin Cosper, 2017-18 |
| ----- | (SHSU, ORU, NMSU, Char., Tulsa, OM, AL) |
| Had 10+ double-doubles in a season ----- | 2006-07, Lauren Ervin (14) |
| Had a triple-double ----- | 14 pts, 13 reb, 12 asts, C'eira Ricketts vs. Auburn (1-18-09) |

MORE ABOUT MIKE

Hometown: Greenwood, Ark. (Greenwood HS)
Family: Daughter Abby; Sons Alec, Bowen and Barrett
Alma Mater: Arkansas, 1993

NEIGHBORS BY THE NUMBERS

- 194 Wins (194-105, 9 seasons)
- 5 Players drafted in the WNBA (HC)
- 14 Signed McDonalds' All-Americans
- 10 Years as a head coach
- 8 Postseason appearances
- 1 Final Four appearance

LEARN MORE



Sign up for Mike Neighbors' news-letter and listen to his podcasts at CoachNeighbors.com

NABES FAVES

TOP 10 MOVIES

- A Few Good Men
- The Hunt For Red October
- The Silence Of The Lambs
- Hoosiers
- Moneyball
- Pretty Woman
- Top Gun
- JFK
- The Lion King
- Purple Rain

See the entire list here: <http://imdb.to/2royaEO>

TOP 10 SONGS

- Sweet Child O' Mine (Guns N' Roses)
- You Shook Me All Night Long (AC/DC)
- Man In The Mirror (Michael Jackson)
- Amarillo By Morning (George Strait)
- Jessie's Girl (Rick Springfield)
- Hysteria (Def Leppard)
- Fishin' In The Dark (Nitty Gritty Dirt Band)
- The Ballad of Curtis Loew (Lynyrd Skynyrd)
- Wanted Dead Or Alive (Bon Jovi)
- Let's Go Crazy (Prince)

TOP 10 TV SHOWS

- West Wing (first three seasons)
- Ted Lasso
- The Wire
- Breaking Bad
- Seinfeld
- The Newsroom
- Prison Break
- Arrested Development
- Game of Thrones
- The Goldbergs



MIKE NEIGHBORS

THE MOST INTERESTING COACH IN COLLEGE BASKETBALL
Sixth Season | Career Record: 199-105 (10) | Arkansas Record: 101-64 (6)

Arkansas women's basketball has been transformed into a nationally recognized program in just five short years thanks to head coach Mike Neighbors. During his time back home at his alma mater, Neighbors has guided his Hogs to the best five-year period of sustained success in program history. The proof of his success, and the success of his system, lies in the numbers - Neighbors has accumulated 194 wins during his nine seasons as a head coach, which is the most of any Division I head coach who has been a head coach for nine years.

Entering his sixth season on the bench for Arkansas, the program is coming off its fourth consecutive winning season and second straight NCAA Tournament appearance (would be three had the 2020 NCAA Tournament not have been cancelled due to the COVID-19 pandemic). The Hogs' NCAA Tournament appearance in 2022 marked the first time since 2003 the program had played in back-to-back NCAA Tournaments (2002 and 2003). Arkansas finished yet another season with one of the most prolific offenses in the Southeastern Conference, leading the league in 3-pointers per game (8.1) and 3-point attempts (810), while finishing second in scoring offense (73.6 PPG). Neighbors' 2021-22 team was efficient at taking care of the basketball, leading the league in assist/turnover ratio (1.12) and fewest turnovers per game (11.1), which was fourth in the country. The Hogs were just one of six teams in the nation to commit two turnovers in a game (vs. Missouri on Jan. 9, 2022), which led the country.

Under Neighbors' leadership, Samara Spencer became the first Hog to win SEC Freshman of the Year since 2009, while Amber Ramirez was named an All-SEC Second Team choice and Jersey Wolfenbarger was tabbed to the SEC All-Freshman Team. Ramirez, who played three stellar seasons on the court as a Hog, finished the season second in 3-pointers per game (2.6) and 3-point percentage (40.2), as well as ninth in points per game (15.4) in the SEC. The Hogs were also just one of four SEC schools with 4+ players who averaged double digits (Ramirez [15.4], Makayla Daniels [14.0], Spencer [12.2] and Sasha Goforth [11.5]).

TIMELINE

- Bentonville HS Head Coach 1994-98
- Cabot HS Head Coach 1998-99
- Arkansas Director of Ops 1999-01
- Tulsa Univ. Assistant Coach 2001-05
- Univ. of Colorado Assistant Coach 2005-06
- Univ. of Arkansas Assistant Coach 2006-07
- Xavier Assistant Coach 2007-2011
- Univ. of Washington Assistant Coach 2011-13
- Univ. of Washington Head Coach 2013-17
- Univ. of Arkansas Head Coach 2017-present

COACHING DEVELOPMENT

| Coach | w/Nabes | Now |
|----------------|---------------|----------------------|
| Chantel Osahor | '20, '21 | AC Oklahoma |
| Fred Castro | '14, '15, '16 | HC Eastern Michigan |
| Adia Barnes | '14, '15 | HC Arizona |
| Adam Call | '14 | AC George Washington |
| Morgan Valley | '16 | AC UConn |
| Todd Schaefer | '16-Pres. | AHC Arkansas |

COACHING HISTORY

| Year | Overall | Pac-12 | Finish |
|---------|--------------|--------------|--------|
| 2013-14 | 20-14 (.588) | 10-8 (.556) | 6 |
| 2014-15 | 23-10 (.697) | 11-7 (.611) | 5 |
| 2015-16 | 26-11 (.703) | 11-7 (.611) | 5 |
| 2016-17 | 29-6 (.829) | 15-3 (.833) | T-2 |
| UW | 98-41 (.705) | 47-25 (.662) | |

| Year | Overall | SEC | Finish |
|---------|---------------|--------------|--------|
| 2017-18 | 13-18 (.419) | 3-13 (.188) | T-11 |
| 2018-19 | 22-15 (.611) | 6-10 (.375) | 10 |
| 2019-20 | 24-8 (.750) | 10-6 (.625) | T3 |
| 2020-21 | 19-9 (.679) | 9-6 (.600) | T5 |
| 2021-22 | 18-14 (.563) | 7-9 (.438) | T8 |
| 2022-23 | 5-0 (1.000) | - | - |
| Ark | 101-64 (.612) | 35-44 (.443) | |

Totals 199-105 (.655) 82-69 (.543) 10 yrs

PLAYER DEVELOPMENT

| YEAR | UNIVERSITY | PLAYER | ROUND | OVERALL | TEAM NOTE |
|------|------------|------------------|-------|---------|-------------------------|
| 2021 | Arkansas | Chelsea Dungee | 1 | 5 | Dallas Wings ! @ |
| 2021 | Arkansas | Destiny Slocum | 2 | 14 | Las Vegas Aces ! @ |
| 2021 | Arizona | Aari McDonald | 1 | 3 | Atlanta Dream @ |
| 2017 | Washington | Kelsey Plum | 1 | 1 | San Antonio Stars ! @ |
| | | | | | Las Vegas Aces |
| | | | | | Chicago Sky ! @ |
| 2016 | Washington | Chantel Osahor | 2 | 21 | |
| | | Talia Walton | 3 | 29 | Los Angeles Sparks ! @ |
| 2011 | Xavier | Amber Harris | 1 | 4 | Minnesota Lynx !# |
| | Xavier | Ta'Shia Phillips | 1 | 8 | Atlanta Dream !# |
| | TAMU/UAFS | Tanisha Smith | 2 | 22 | Seattle Storm # |
| | Colorado | Brittany Spears | 2 | 19 | Phoenix Mercury * |
| 2009 | Arkansas | Shameka Christon | 1 | 5 | New York Liberty S |
| 2008 | Arkansas | Lauren Ervin | 3 | 37 | Connecticut Sun !# |
| 2006 | Tulsa | Megan Moody | - | - | Houston Comets |
| | | | | | Free Agent # |
| 2003 | Tulsa | Allison Curtin | 1 | 12 | Houston Comets ! # |
| | | | | | Traded to Detroit Shock |
| | Arkansas | Dana Cherry | 2 | 23 | Charlotte Sting S |

*- Signed but did not coach

!- At the school when player was drafted

@- Worked with player as a head coach

#- Worked with player as an assistant coach

\$- Worked with player as other (GA, etc)

NABES VS. ARKANSAS HISTORY

| Category | NABES | All Others In Program History |
|----------------------------|-----------|-------------------------------|
| Winning Record In SEC Play | 2 Seasons | 2 Seasons |
| SEC Tourney Finals | 1 | 0 |
| Top 5 Wins | 2 | 2 |
| Weeks Ranked in AP Top 25 | 34 | 63 |
| Top 15 WNBA Draft Picks | 2 | 1 |
| McDonald's AAs Signed | 5 | 1 |
| WBCA AAs | 1 | 1 |

THE MOST INTERESTING MAN IN COLLEGE BASKETBALL

→ Movies: His expansive movie collection includes digital, disk and VHS copies. Did you know he used to work at BlockBuster? On a related note, he also collects books that have been turned into movies.

→ Baseballs autographed by movie stars: Ask him about this collection – talk about some good stories.

→ Lunch Boxes: Coach collects tin lunch boxes that he carried to school and has them displayed in his home. His first lunch box had KISS on it.

→ Hamilton: Nabes is a huge Hamilton fan, and routinely quotes the Broadway musical to players, fans and media alike.

→ Athens City Champion: Coach stumbled upon a dart tournament while on a trip to Athens, Georgia. He joined in and was one of the two-man winning team.

→ Ask him about shoes, music, movies, guitars, basketball nostalgia – just about anything!



| | | | | | | | | | | | |
|----------------------|---|---|-------------------|---|---|--------------------|---|---|------------------|-----|-----|
| NEIGHBORS VERSUS ... | | | Fresno State | 2 | 0 | New Orleans | 1 | 0 | Tarleton State | 1 | 0 |
| Abilene Christian | 2 | 0 | Furman | 1 | 0 | Northwestern State | 2 | 0 | TCU | 0 | 1 |
| Alabama | 5 | 1 | Georgia | 1 | 6 | Notre Dame | 0 | 1 | Tennessee | 2 | 4 |
| Arizona State | 2 | 6 | Grambling State | 2 | 0 | Oklahoma | 1 | 2 | Tennessee Martin | 1 | 0 |
| Arizona | 6 | 0 | Grand Canyon | 1 | 0 | Ole Miss | 5 | 2 | Tennessee State | 1 | 0 |
| Arkansas State | 1 | 0 | Hartford | 1 | 0 | Oral Roberts | 4 | 0 | Tennessee Tech | 1 | 0 |
| Auburn | 6 | 1 | Hawai'i | 1 | 0 | Oregon State | 1 | 6 | Texas A&M | 3 | 8 |
| Baylor | 1 | 0 | Houston | 2 | 0 | Oregon | 5 | 3 | Texas Tech | 1 | 0 |
| Belmont | 2 | 0 | Idaho | 1 | 0 | Pennsylvania | 1 | 0 | Tulsa | 4 | 0 |
| Boise State | 1 | 0 | Iowa State | 0 | 1 | Pittsburgh | 1 | 1 | UAB | 1 | 0 |
| BYU | 1 | 0 | Jackson State | 2 | 0 | Portland | 3 | 1 | UAPB | 3 | 0 |
| California | 5 | 4 | Kansas | 0 | 1 | Prairie View A&M | 1 | 0 | UC Irvine | 1 | 0 |
| Central Arkansas | 3 | 0 | Kansas State | 1 | 0 | Saint Mary's | 0 | 1 | UC Riverside | 2 | 0 |
| Central Florida | 0 | 1 | Kent State | 1 | 0 | Sam Houston | 2 | 0 | UCLA | 4 | 2 |
| Charlotte | 1 | 0 | Kentucky | 2 | 5 | Samford | 1 | 0 | USC | 6 | 0 |
| Colorado State | 1 | 0 | Little Rock | 4 | 0 | San Diego State | 2 | 0 | Utah | 7 | 4 |
| Colorado | 9 | 0 | Louisiana-Monroe | 2 | 0 | San Diego | 1 | 0 | UT-Arlington | 2 | 0 |
| Connecticut | 1 | 1 | LSU | 3 | 2 | Santa Clara | 1 | 0 | UTEP | 0 | 2 |
| Creighton | 0 | 1 | McNeese State | 1 | 0 | Savannah State | 1 | 0 | Vanderbilt | 3 | 2 |
| CSUN | 1 | 0 | Maryland | 1 | 1 | Seattle | 4 | 0 | Wake Forest | 1 | 0 |
| DePaul | 0 | 1 | Miami | 0 | 1 | SMU | 2 | 0 | Washington State | 5 | 3 |
| Eastern Washington | 1 | 0 | Mississippi State | 3 | 5 | South Carolina | 1 | 8 | Weber State | 1 | 0 |
| Florida State | 1 | 0 | Missouri | 8 | 4 | South Dakota | 2 | 0 | Wisconsin | 3 | 0 |
| Florida | 3 | 3 | Montana State | 2 | 0 | Stanford | 3 | 5 | Wright State | 0 | 1 |
| FGCU | 1 | 0 | Nebraska | 1 | 1 | Stony Brook | 1 | 0 | Yale | 1 | 0 |
| Fordham | 1 | 0 | New Mexico State | 1 | 0 | Syracuse | 0 | 2 | TOTALS | 199 | 105 |





2022-23 Arkansas Women's Basketball Combined Team Statistics All games

Page 1/1
as of Nov 20, 2022

Game Records

| Record | Overall | Home | Away | Neutral |
|----------------|---------|------|------|---------|
| ALL GAMES | 5-0 | 3-0 | 2-0 | 0-0 |
| CONFERENCE | 0-0 | 0-0 | 0-0 | 0-0 |
| NON-CONFERENCE | 5-0 | 3-0 | 2-0 | 0-0 |

Score by Periods

| Team | 1st | 2nd | 3rd | 4th | OT | TOT |
|-----------|-----|-----|-----|-----|----|-----|
| Arkansas | 99 | 109 | 92 | 94 | 0 | 394 |
| Opponents | 61 | 52 | 66 | 83 | 0 | 262 |

Team Box Score

| No. Player | | | | | Total | | 3-Point | | F-Throw | | Rebounds | | | | | | | | | | | | | | |
|------------|----------------------|-------|--------|------|---------|------|----------|------|---------|-------|----------|-----|-----|------|-----|----|----|----|-----|-----|-----|------|--|--|--|
| | | GP-GS | MIN | AVG | FG-FGA | FG% | 3FG-3FGA | 3FG% | FT-FTA | FT% | OFF | DEF | TOT | AVG | PF | DQ | A | TO | BLK | STL | PTS | AVG | | | |
| 4 | BARNUM, Erynn | 5-5 | 119:47 | 24.0 | 35-52 | .673 | 1-3 | .333 | 25-41 | .610 | 15 | 28 | 43 | 8.6 | 10 | 0 | 5 | 10 | 6 | 6 | 96 | 19.2 | | | |
| 2 | SPENCER, Samara | 5-5 | 147:18 | 29.5 | 22-59 | .373 | 7-30 | .233 | 15-29 | .517 | 0 | 23 | 23 | 4.6 | 11 | 0 | 24 | 13 | 0 | 1 | 66 | 13.2 | | | |
| 43 | DANIELS, Makayla | 5-5 | 130:43 | 26.1 | 17-42 | .405 | 10-18 | .556 | 14-22 | .636 | 7 | 15 | 22 | 4.4 | 7 | 0 | 17 | 7 | 1 | 10 | 58 | 11.6 | | | |
| 34 | CARR, Chrissy | 5-5 | 117:38 | 23.5 | 17-42 | .405 | 11-29 | .379 | 10-10 | 1.000 | 5 | 18 | 23 | 4.6 | 5 | 0 | 1 | 7 | 1 | 1 | 55 | 11.0 | | | |
| 11 | LANGERMAN, Rylee | 5-0 | 102:47 | 20.6 | 9-19 | .474 | 5-12 | .417 | 8-15 | .533 | 7 | 10 | 17 | 3.4 | 10 | 0 | 3 | 4 | 0 | 8 | 31 | 6.2 | | | |
| 30 | DAUDA, Maryam | 5-0 | 74:57 | 15.0 | 11-21 | .524 | 2-3 | .667 | 6-11 | .545 | 10 | 10 | 20 | 4.0 | 15 | 0 | 4 | 9 | 3 | 3 | 30 | 6.0 | | | |
| 0 | POFFENBARGER, Saylor | 5-5 | 144:18 | 28.9 | 7-34 | .206 | 2-18 | .111 | 10-16 | .625 | 5 | 35 | 40 | 8.0 | 9 | 0 | 8 | 8 | 6 | 2 | 26 | 5.2 | | | |
| 24 | WOLFENBARGER, Jersey | 5-0 | 86:46 | 17.4 | 9-28 | .321 | 2-9 | .222 | 4-7 | .571 | 6 | 13 | 19 | 3.8 | 7 | 0 | 1 | 2 | 0 | 2 | 24 | 4.8 | | | |
| 55 | ELLIS, Emrie | 4-0 | 49:49 | 12.5 | 2-8 | .250 | 1-3 | .333 | 0-0 | .000 | 1 | 8 | 9 | 2.3 | 6 | 0 | 0 | 3 | 0 | 1 | 5 | 1.3 | | | |
| 22 | HUGHES, Avery | 2-0 | 08:21 | 4.2 | 0-3 | .000 | 0-0 | .000 | 2-2 | 1.000 | 0 | 0 | 0 | 0.0 | 2 | 0 | 1 | 1 | 0 | 0 | 2 | 1.0 | | | |
| 20 | JOHNSON, Karley | 3-0 | 11:29 | 3.8 | 0-0 | .000 | 0-0 | .000 | 1-2 | .500 | 0 | 1 | 1 | 0.3 | 0 | 0 | 1 | 0 | 0 | 2 | 1 | 0.3 | | | |
| 21 | LINDSEY, Loren | 2-0 | 06:07 | 3.1 | 0-0 | .000 | 0-0 | .000 | 0-0 | .000 | 0 | 0 | 0 | 0.0 | 0 | 0 | 0 | 0 | 0 | 0 | 0 | 0.0 | | | |
| Team | | | | | | | | | | | 9 | 11 | 20 | | | | | | | | | | | | |
| Total | | 5 | 1000 | | 129-308 | .419 | 41-125 | .328 | 95-155 | .613 | 65 | 172 | 237 | 47.4 | 82 | 0 | 65 | 64 | 17 | 36 | 394 | 78.8 | | | |
| Opponents | | 5 | 1000 | | 97-297 | .327 | 26-98 | .265 | 42-83 | .506 | 43 | 140 | 183 | 36.6 | 119 | 3 | 44 | 85 | 14 | 23 | 262 | 52.4 | | | |

Team Statistics

| | ARK | OPP |
|------------------------|----------------|---------------|
| Scoring | 394 | 262 |
| Points per game | 78.8 | 52.4 |
| Scoring margin | +26.4 | - |
| Field goals-att | 129-308 | 97-297 |
| Field goal pct | .419 | .327 |
| 3 point fg-att | 41-125 | 26-98 |
| 3-point FG pct | .328 | .265 |
| 3-pt FG made per game | 8.2 | 5.2 |
| Free throws-att | 95-155 | 42-83 |
| Free throw pct | .613 | .506 |
| F-Throws made per game | 19.0 | 8.4 |
| Rebounds | 237 | 183 |
| Rebounds per game | 47.4 | 36.6 |
| Rebounding margin | +10.8 | - |
| Assists | 65 | 44 |
| Assists per game | 13.0 | 8.8 |
| Turnovers | 64 | 85 |
| Turnovers per game | 12.8 | 17.0 |
| Turnover margin | +4.2 | - |
| Assist/turnover ratio | 1.0 | 0.5 |
| Steals | 36 | 23 |
| Steals per game | 7.2 | 4.6 |
| Blocks | 17 | 14 |
| Blocks per game | 3.4 | 2.8 |
| Winning streak | 5 | - |
| Home win streak | 3 | - |
| Attendance | 12186 | 6007 |
| Home games-Avg/Game | 3-4062 | 2-3004 |
| Neutral site-Avg/Game | - | 0-0 |

Team Results

| Date | Opponent | | Score | Att. |
|------------|--------------------|---|-------|------|
| 11/07/2022 | at Ark.-Pine Bluff | W | 70-50 | 3128 |
| 11/11/2022 | Central Ark. | W | 72-34 | 7410 |
| 11/14/2022 | Tulsa | W | 79-70 | 2511 |
| 11/17/2022 | Kent St. | W | 80-59 | 2265 |
| 11/20/2022 | at Little Rock | W | 93-49 | 2879 |



2022-23 Arkansas Women's Basketball
Team High/Low Analysis
All games

Page 1/4
as of Nov 20, 2022

Arkansas - Game Highs

| | | | |
|------------------------------|------|---------|---------------------------------|
| POINTS | 93 | | at Little Rock (11/20/2022) |
| | 80 | | Kent St. (11/17/2022) |
| | 79 | | Tulsa (11/14/2022) |
| | 72 | | Central Ark. (11/11/2022) |
| | 70 | | at Ark.-Pine Bluff (11/07/2022) |
| FIELD GOALS MADE | 30 | | at Little Rock (11/20/2022) |
| | 30 | | Kent St. (11/17/2022) |
| FIELD GOAL ATTEMPTS | 72 | | Tulsa (11/14/2022) |
| | 70 | | at Ark.-Pine Bluff (11/07/2022) |
| FIELD GOAL PERCENTAGE | .625 | (30-48) | at Little Rock (11/20/2022) |
| | .455 | (30-66) | Kent St. (11/17/2022) |
| 3 PT FG MADE | 11 | | Tulsa (11/14/2022) |
| | 10 | | at Little Rock (11/20/2022) |
| 3 PT FG ATTEMPTS | 39 | | Tulsa (11/14/2022) |
| | 24 | | Kent St. (11/17/2022) |
| 3 PT FG PERCENTAGE | .526 | (10-19) | at Little Rock (11/20/2022) |
| | .375 | (9-24) | Kent St. (11/17/2022) |
| FREE THROWS MADE | 23 | | at Little Rock (11/20/2022) |
| | 22 | | Central Ark. (11/11/2022) |
| FREE THROW ATTEMPTS | 46 | | at Ark.-Pine Bluff (11/07/2022) |
| | 35 | | Central Ark. (11/11/2022) |
| FREE THROW PERCENTAGE | .767 | (23-30) | at Little Rock (11/20/2022) |
| | .688 | (11-16) | Kent St. (11/17/2022) |
| REBOUNDS | 56 | | at Ark.-Pine Bluff (11/07/2022) |
| | 47 | | Tulsa (11/14/2022) |
| ASSISTS | 19 | | Kent St. (11/17/2022) |
| | 16 | | at Little Rock (11/20/2022) |
| STEALS | 12 | | at Ark.-Pine Bluff (11/07/2022) |
| | 7 | | Kent St. (11/17/2022) |
| | 7 | | Tulsa (11/14/2022) |
| | 7 | | Central Ark. (11/11/2022) |
| BLOCKED SHOTS | 6 | | Central Ark. (11/11/2022) |
| | 5 | | Kent St. (11/17/2022) |
| TURNOVERS | 22 | | at Little Rock (11/20/2022) |
| | 12 | | at Ark.-Pine Bluff (11/07/2022) |
| FOULS | 22 | | at Little Rock (11/20/2022) |
| | 18 | | at Ark.-Pine Bluff (11/07/2022) |



2022-23 Arkansas Women's Basketball Team High/Low Analysis All games

Page 3/4
as of Nov 20, 2022

Arkansas - Game Lows

| | | | |
|-----------------------|------|---------|---------------------------------|
| POINTS | 70 | | at Ark.-Pine Bluff (11/07/2022) |
| | 72 | | Central Ark. (11/11/2022) |
| | 79 | | Tulsa (11/14/2022) |
| | 80 | | Kent St. (11/17/2022) |
| | 93 | | at Little Rock (11/20/2022) |
| FIELD GOALS MADE | 22 | | Central Ark. (11/11/2022) |
| | 22 | | at Ark.-Pine Bluff (11/07/2022) |
| FIELD GOAL ATTEMPTS | 48 | | at Little Rock (11/20/2022) |
| | 52 | | Central Ark. (11/11/2022) |
| FIELD GOAL PERCENTAGE | .314 | (22-70) | at Ark.-Pine Bluff (11/07/2022) |
| | .347 | (25-72) | Tulsa (11/14/2022) |
| 3 PT FG MADE | 5 | | at Ark.-Pine Bluff (11/07/2022) |
| | 6 | | Central Ark. (11/11/2022) |
| 3 PT FG ATTEMPTS | 19 | | at Little Rock (11/20/2022) |
| | 21 | | at Ark.-Pine Bluff (11/07/2022) |
| 3 PT FG PERCENTAGE | .238 | (5-21) | at Ark.-Pine Bluff (11/07/2022) |
| | .273 | (6-22) | Central Ark. (11/11/2022) |
| FREE THROWS MADE | 11 | | Kent St. (11/17/2022) |
| | 18 | | Tulsa (11/14/2022) |
| FREE THROW ATTEMPTS | 16 | | Kent St. (11/17/2022) |
| | 28 | | Tulsa (11/14/2022) |
| FREE THROW PERCENTAGE | .457 | (21-46) | at Ark.-Pine Bluff (11/07/2022) |
| | .629 | (22-35) | Central Ark. (11/11/2022) |
| REBOUNDS | 44 | | Central Ark. (11/11/2022) |
| | 45 | | at Little Rock (11/20/2022) |
| | 45 | | Kent St. (11/17/2022) |
| ASSISTS | 9 | | at Ark.-Pine Bluff (11/07/2022) |
| | 10 | | Central Ark. (11/11/2022) |
| STEALS | 3 | | at Little Rock (11/20/2022) |
| | 7 | | Kent St. (11/17/2022) |
| | 7 | | Tulsa (11/14/2022) |
| | 7 | | Central Ark. (11/11/2022) |
| BLOCKED SHOTS | 2 | | at Little Rock (11/20/2022) |
| | 2 | | Tulsa (11/14/2022) |
| | 2 | | at Ark.-Pine Bluff (11/07/2022) |
| TURNOVERS | 9 | | Tulsa (11/14/2022) |
| | 10 | | Kent St. (11/17/2022) |
| FOULS | 12 | | Kent St. (11/17/2022) |
| | 14 | | Central Ark. (11/11/2022) |



2022-23 Arkansas Women's Basketball
Category Leaders
All games

Page 1/3
as of Nov 20, 2022

Points

| ## | Player | G | Pts | Pts/G |
|----|----------------------|---|-----|-------|
| 4 | Barnum, Erynn | 5 | 96 | 19.2 |
| 2 | Spencer, Samara | 5 | 66 | 13.2 |
| 43 | Daniels, Makayla | 5 | 58 | 11.6 |
| 34 | Carr, Chrissy | 5 | 55 | 11.0 |
| 11 | Langerman, Rylee | 5 | 31 | 6.2 |
| 30 | Dauda, Maryam | 5 | 30 | 6.0 |
| 0 | Poffenbarger, Saylor | 5 | 26 | 5.2 |
| 24 | Wolfenbarger, Jersey | 5 | 24 | 4.8 |
| 55 | Ellis, Emrie | 4 | 5 | 1.3 |
| 22 | Hughes, Avery | 2 | 2 | 1.0 |
| 20 | Johnson, Karley | 3 | 1 | 0.3 |

Scoring Average

| ## | Player | G | Pts | Pts/G |
|----|----------------------|---|-----|-------|
| 4 | Barnum, Erynn | 5 | 96 | 19.2 |
| 2 | Spencer, Samara | 5 | 66 | 13.2 |
| 43 | Daniels, Makayla | 5 | 58 | 11.6 |
| 34 | Carr, Chrissy | 5 | 55 | 11.0 |
| 11 | Langerman, Rylee | 5 | 31 | 6.2 |
| 30 | Dauda, Maryam | 5 | 30 | 6.0 |
| 0 | Poffenbarger, Saylor | 5 | 26 | 5.2 |
| 24 | Wolfenbarger, Jersey | 5 | 24 | 4.8 |
| 55 | Ellis, Emrie | 4 | 5 | 1.3 |
| 22 | Hughes, Avery | 2 | 2 | 1.0 |
| 20 | Johnson, Karley | 3 | 1 | 0.3 |

Field Goal Percentage

| ## | Player | FG | Att | Pct |
|----|----------------------|----|-----|------|
| 4 | Barnum, Erynn | 35 | 52 | .673 |
| 30 | Dauda, Maryam | 11 | 21 | .524 |
| 11 | Langerman, Rylee | 9 | 19 | .474 |
| 43 | Daniels, Makayla | 17 | 42 | .405 |
| 34 | Carr, Chrissy | 17 | 42 | .405 |
| 2 | Spencer, Samara | 22 | 59 | .373 |
| 24 | Wolfenbarger, Jersey | 9 | 28 | .321 |
| 55 | Ellis, Emrie | 2 | 8 | .250 |
| 0 | Poffenbarger, Saylor | 7 | 34 | .206 |

Field Goal Attempts

| ## | Player | G | Att | Att/G |
|----|----------------------|---|-----|-------|
| 2 | Spencer, Samara | 5 | 59 | 11.8 |
| 4 | Barnum, Erynn | 5 | 52 | 10.4 |
| 43 | Daniels, Makayla | 5 | 42 | 8.4 |
| 34 | Carr, Chrissy | 5 | 42 | 8.4 |
| 0 | Poffenbarger, Saylor | 5 | 34 | 6.8 |

Field Goals Made

| ## | Player | G | Made | Made/G |
|----|------------------|---|------|--------|
| 4 | Barnum, Erynn | 5 | 35 | 7.0 |
| 2 | Spencer, Samara | 5 | 22 | 4.4 |
| 43 | Daniels, Makayla | 5 | 17 | 3.4 |
| 34 | Carr, Chrissy | 5 | 17 | 3.4 |
| 30 | Dauda, Maryam | 5 | 11 | 2.2 |

3-Point FG Percentage

| ## | Player | 3FG | Att | Pct |
|----|----------------------|-----|-----|------|
| 30 | Dauda, Maryam | 2 | 3 | .667 |
| 43 | Daniels, Makayla | 10 | 18 | .556 |
| 11 | Langerman, Rylee | 5 | 12 | .417 |
| 34 | Carr, Chrissy | 11 | 29 | .379 |
| 4 | Barnum, Erynn | 1 | 3 | .333 |
| 55 | Ellis, Emrie | 1 | 3 | .333 |
| 2 | Spencer, Samara | 7 | 30 | .233 |
| 24 | Wolfenbarger, Jersey | 2 | 9 | .222 |
| 0 | Poffenbarger, Saylor | 2 | 18 | .111 |

3-Point FG Attempts

| ## | Player | G | Att | Att/G |
|----|----------------------|---|-----|-------|
| 2 | Spencer, Samara | 5 | 30 | 6.0 |
| 34 | Carr, Chrissy | 5 | 29 | 5.8 |
| 43 | Daniels, Makayla | 5 | 18 | 3.6 |
| 0 | Poffenbarger, Saylor | 5 | 18 | 3.6 |
| 11 | Langerman, Rylee | 5 | 12 | 2.4 |

3-Point FG Made

| ## | Player | G | Made | Made/G |
|----|------------------|---|------|--------|
| 34 | Carr, Chrissy | 5 | 11 | 2.2 |
| 43 | Daniels, Makayla | 5 | 10 | 2.0 |
| 2 | Spencer, Samara | 5 | 7 | 1.4 |
| 11 | Langerman, Rylee | 5 | 5 | 1.0 |
| 30 | Dauda, Maryam | 5 | 2 | 0.4 |

Free Throw Percentage

| ## | Player | Made | Att | Pct |
|----|----------------------|------|-----|-------|
| 22 | Hughes, Avery | 2 | 2 | 1.000 |
| 34 | Carr, Chrissy | 10 | 10 | 1.000 |
| 43 | Daniels, Makayla | 14 | 22 | .636 |
| 0 | Poffenbarger, Saylor | 10 | 16 | .625 |
| 4 | Barnum, Erynn | 25 | 41 | .610 |
| 24 | Wolfenbarger, Jersey | 4 | 7 | .571 |
| 30 | Dauda, Maryam | 6 | 11 | .545 |
| 11 | Langerman, Rylee | 8 | 15 | .533 |
| 2 | Spencer, Samara | 15 | 29 | .517 |
| 20 | Johnson, Karley | 1 | 2 | .500 |

Free Throw Attempts

| ## | Player | G | Att | Att/G |
|----|----------------------|---|-----|-------|
| 4 | Barnum, Erynn | 5 | 41 | 8.2 |
| 2 | Spencer, Samara | 5 | 29 | 5.8 |
| 43 | Daniels, Makayla | 5 | 22 | 4.4 |
| 0 | Poffenbarger, Saylor | 5 | 16 | 3.2 |
| 11 | Langerman, Rylee | 5 | 15 | 3.0 |

Free Throws Made

| ## | Player | G | Made | Made/G |
|----|----------------------|---|------|--------|
| 4 | Barnum, Erynn | 5 | 25 | 5.0 |
| 2 | Spencer, Samara | 5 | 15 | 3.0 |
| 43 | Daniels, Makayla | 5 | 14 | 2.8 |
| 34 | Carr, Chrissy | 5 | 10 | 2.0 |
| 0 | Poffenbarger, Saylor | 5 | 10 | 2.0 |

Rebounds

| ## | Player | G | Reb | Reb/G |
|----|----------------------|---|-----|-------|
| 4 | Barnum, Erynn | 5 | 43 | 8.6 |
| 0 | Poffenbarger, Saylor | 5 | 40 | 8.0 |
| 2 | Spencer, Samara | 5 | 23 | 4.6 |
| 34 | Carr, Chrissy | 5 | 23 | 4.6 |
| 43 | Daniels, Makayla | 5 | 22 | 4.4 |

Rebounds Average

| ## | Player | G | Reb | Reb/G |
|----|----------------------|---|-----|-------|
| 4 | Barnum, Erynn | 5 | 43 | 8.6 |
| 0 | Poffenbarger, Saylor | 5 | 40 | 8.0 |
| 2 | Spencer, Samara | 5 | 23 | 4.6 |
| 34 | Carr, Chrissy | 5 | 23 | 4.6 |
| 43 | Daniels, Makayla | 5 | 22 | 4.4 |

Offensive Rebounds

| ## | Player | G | OReb | OReb/G |
|----|----------------------|---|------|--------|
| 4 | Barnum, Erynn | 5 | 15 | 3.0 |
| 30 | Dauda, Maryam | 5 | 10 | 2.0 |
| 43 | Daniels, Makayla | 5 | 7 | 1.4 |
| 11 | Langerman, Rylee | 5 | 7 | 1.4 |
| 24 | Wolfenbarger, Jersey | 5 | 6 | 1.2 |

Defensive Rebounds

| ## | Player | G | DReb | DReb/G |
|----|----------------------|---|------|--------|
| 0 | Poffenbarger, Saylor | 5 | 35 | 7.0 |
| 4 | Barnum, Erynn | 5 | 28 | 5.6 |
| 2 | Spencer, Samara | 5 | 23 | 4.6 |
| 34 | Carr, Chrissy | 5 | 18 | 3.6 |
| 43 | Daniels, Makayla | 5 | 15 | 3.0 |

Assists

| ## | Player | G | Ast | Ast/G |
|----|----------------------|---|-----|-------|
| 2 | Spencer, Samara | 5 | 24 | 4.8 |
| 43 | Daniels, Makayla | 5 | 17 | 3.4 |
| 0 | Poffenbarger, Saylor | 5 | 8 | 1.6 |
| 4 | Barnum, Erynn | 5 | 5 | 1.0 |
| 30 | Dauda, Maryam | 5 | 4 | 0.8 |

Steals

| ## | Player | G | Stl | Stl/G |
|----|----------------------|---|-----|-------|
| 43 | Daniels, Makayla | 5 | 10 | 2.0 |
| 11 | Langerman, Rylee | 5 | 8 | 1.6 |
| 4 | Barnum, Erynn | 5 | 6 | 1.2 |
| 30 | Dauda, Maryam | 5 | 3 | 0.6 |
| 0 | Poffenbarger, Saylor | 5 | 2 | 0.4 |

Blocked Shots

| ## | Player | G | Blk | Blk/G |
|----|----------------------|---|-----|-------|
| 4 | Barnum, Erynn | 5 | 6 | 1.2 |
| 0 | Poffenbarger, Saylor | 5 | 6 | 1.2 |
| 30 | Dauda, Maryam | 5 | 3 | 0.6 |
| 43 | Daniels, Makayla | 5 | 1 | 0.2 |
| 34 | Carr, Chrissy | 5 | 1 | 0.2 |

Minutes

| ## | Player | G | Min | Min/G |
|----|----------------------|---|-----|-------|
| 2 | Spencer, Samara | 5 | 147 | 29:28 |
| 0 | Poffenbarger, Saylor | 5 | 144 | 28:52 |
| 43 | Daniels, Makayla | 5 | 131 | 26:09 |
| 4 | Barnum, Erynn | 5 | 120 | 23:57 |
| 34 | Carr, Chrissy | 5 | 118 | 23:32 |

Fouls

| ## | Player | G | PF | PF/G |
|----|----------------------|---|----|------|
| 30 | Dauda, Maryam | 5 | 15 | 3.0 |
| 2 | Spencer, Samara | 5 | 11 | 2.2 |
| 4 | Barnum, Erynn | 5 | 10 | 2.0 |
| 11 | Langerman, Rylee | 5 | 10 | 2.0 |
| 0 | Poffenbarger, Saylor | 5 | 9 | 1.8 |

Turnovers

| ## | Player | G | TO | TO/G |
|----|----------------------|---|----|------|
| 2 | Spencer, Samara | 5 | 13 | 2.6 |
| 4 | Barnum, Erynn | 5 | 10 | 2.0 |
| 30 | Dauda, Maryam | 5 | 9 | 1.8 |
| 0 | Poffenbarger, Saylor | 5 | 8 | 1.6 |
| 43 | Daniels, Makayla | 5 | 7 | 1.4 |

Foul Outs

| ## | Player | G | FO |
|----|--------|---|----|
|----|--------|---|----|



2022-23 Arkansas Women's Basketball
Points-rebounds-assists
All games

Page 1/1
as of Nov 20, 2022

| Opponent | Date | Score | | 0 | 2 | 4 | 11 | 20 | 21 | 22 | 24 | 30 | 34 | 43 |
|--------------------|------------|-------|---|------------|------------|------------|------------|------------|------------|------------|------------|------------|------------|------------|
| | | | | POFFENBARG | SPENCER,SA | BARNUM,ERY | LANGERMAN, | JOHNSON,KA | LINDSEY,LO | HUGHES,AVE | WOLFENBARG | DAUDA,MARY | CARR,CHRIS | DANIELS,MA |
| at Ark.-Pine Bluff | 11/07/2022 | 70-50 | W | 11-8-2 | 15-4-4 | 15-11-1 | 4-6-0 | DNP | DNP | DNP | 7-7-0 | 4-3-1 | 10-3-0 | 4-6-1 |
| Central Ark. | 11/11/2022 | 72-34 | W | 2-7-1 | 5-2-3 | 19-9-2 | 9-4-0 | 0-0-0 | 0-0-0 | DNP | 5-1-0 | 10-5-0 | 8-8-0 | 14-2-4 |
| Tulsa | 11/14/2022 | 79-70 | W | 2-10-3 | 13-3-4 | 27-8-0 | 10-5-1 | DNP | DNP | DNP | 2-0-0 | 3-3-0 | 3-6-0 | 19-9-3 |
| Kent St. | 11/17/2022 | 80-59 | W | 2-6-1 | 22-7-7 | 20-6-1 | 5-2-2 | 0-1-0 | DNP | 0-0-1 | 4-6-0 | 6-5-1 | 12-4-1 | 9-2-5 |
| at Little Rock | 11/20/2022 | 93-49 | W | 9-9-1 | 11-7-6 | 15-9-1 | 3-0-0 | 1-0-1 | 0-0-0 | 2-0-0 | 6-5-1 | 7-4-2 | 22-2-0 | 12-3-4 |
| Opponent | Date | Score | | 55 | | | | | | | | | | |
| | | | | ELLIS,EMRI | | | | | | | | | | |
| at Ark.-Pine Bluff | 11/07/2022 | 70-50 | W | 0-2-0 | | | | | | | | | | |
| Central Ark. | 11/11/2022 | 72-34 | W | 0-4-0 | | | | | | | | | | |
| Tulsa | 11/14/2022 | 79-70 | W | DNP | | | | | | | | | | |
| Kent St. | 11/17/2022 | 80-59 | W | 0-1-0 | | | | | | | | | | |
| at Little Rock | 11/20/2022 | 93-49 | W | 5-2-0 | | | | | | | | | | |



2022-23 Arkansas Women's Basketball Player Highs Analysis All games

Page 1/3
as of Nov 20, 2022

Arkansas - Individual Game Highs

| | | |
|------------------------------------|--------------|---|
| POINTS | 27 | Erynn Barnum vs Tulsa (11/14/2022) |
| | 22 | Chrissy Carr at Little Rock (11/20/2022) |
| | 22 | Samara Spencer vs Kent St. (11/17/2022) |
| | 20 | Erynn Barnum vs Kent St. (11/17/2022) |
| | 19 | Makayla Daniels vs Tulsa (11/14/2022) |
| FIELD GOALS MADE | 19 | Erynn Barnum vs Central Ark. (11/11/2022) |
| | 10 | Erynn Barnum vs Tulsa (11/14/2022) |
| FIELD GOAL ATTEMPTS | 9 | Erynn Barnum vs Kent St. (11/17/2022) |
| | 19 | Makayla Daniels vs Tulsa (11/14/2022) |
| FIELD GOAL PERCENTAGE (min 5 made) | 16 | Samara Spencer vs Tulsa (11/14/2022) |
| | 16 | Samara Spencer at Ark.-Pine Bluff (11/07/2022) |
| | 1.000 (5-5) | Erynn Barnum at Little Rock (11/20/2022) |
| 3 PT FG MADE | .833 (10-12) | Erynn Barnum vs Tulsa (11/14/2022) |
| | 4 | Chrissy Carr at Little Rock (11/20/2022) |
| 3 PT FG ATTEMPTS | 4 | Makayla Daniels vs Tulsa (11/14/2022) |
| | 11 | Samara Spencer vs Tulsa (11/14/2022) |
| 3 PT FG PERCENTAGE (min 2 made) | 9 | Makayla Daniels vs Tulsa (11/14/2022) |
| | 9 | Saylor Poffenbarger at Ark.-Pine Bluff (11/07/2022) |
| | .750 (3-4) | Makayla Daniels at Little Rock (11/20/2022) |
| FREE THROWS MADE | .667 (4-6) | Chrissy Carr at Little Rock (11/20/2022) |
| | .667 (2-3) | Makayla Daniels vs Kent St. (11/17/2022) |
| FREE THROW ATTEMPTS | 9 | Erynn Barnum vs Central Ark. (11/11/2022) |
| | 7 | Erynn Barnum vs Tulsa (11/14/2022) |
| FREE THROW PERCENTAGE (min 3 made) | 13 | Erynn Barnum at Ark.-Pine Bluff (11/07/2022) |
| | 12 | Erynn Barnum vs Tulsa (11/14/2022) |
| REBOUNDS | 1.000 (9-9) | Erynn Barnum vs Central Ark. (11/11/2022) |
| | 1.000 (4-4) | Chrissy Carr at Little Rock (11/20/2022) |
| ASSISTS | 11 | Erynn Barnum at Ark.-Pine Bluff (11/07/2022) |
| | 10 | Saylor Poffenbarger vs Tulsa (11/14/2022) |
| STEALS | 7 | Samara Spencer vs Kent St. (11/17/2022) |
| | 6 | Samara Spencer at Little Rock (11/20/2022) |
| BLOCKED SHOTS | 4 | Makayla Daniels vs Kent St. (11/17/2022) |
| | 4 | Rylee Langerman vs Tulsa (11/14/2022) |
| | 4 | Makayla Daniels vs Central Ark. (11/11/2022) |
| | 4 | Rylee Langerman at Ark.-Pine Bluff (11/07/2022) |
| | 4 | Erynn Barnum at Ark.-Pine Bluff (11/07/2022) |
| TURNOVERS | 3 | Saylor Poffenbarger vs Kent St. (11/17/2022) |
| | 3 | Erynn Barnum vs Central Ark. (11/11/2022) |
| FOULS | 6 | Samara Spencer at Little Rock (11/20/2022) |
| | 5 | Erynn Barnum at Little Rock (11/20/2022) |
| | 4 | Maryam Dauda at Little Rock (11/20/2022) |
| | 4 | Saylor Poffenbarger vs Tulsa (11/14/2022) |
| | 4 | Maryam Dauda at Ark.-Pine Bluff (11/07/2022) |
| | 4 | Samara Spencer at Ark.-Pine Bluff (11/07/2022) |



0 Saylor Poffenbarger | R-Fr. | 6-2 | G | Middletown, Conn. (Middletown HS) | UConn

| POFFENBARGER BENCHMARK STATS | | | |
|------------------------------|-----------|----|--------------------------|
| 2022-23 SEASON HIGHS | Points | 11 | at UAPB 11-7-22 |
| | FG Made | 3 | at Little Rock 11-20-22* |
| | FG Att. | 14 | at UAPB 11-7-22 |
| | 3FG Made | 2 | at UAPB 11-7-22 |
| | 3FG Att. | 9 | at UAPB 11-7-22 |
| | FT Made | 3 | at Little Rock 11-20-22* |
| | FT Att. | 6 | at UAPB 11-7-22 |
| | Off. Reb. | 2 | vs. Tulsa 11-14-22* |
| | Def. Reb. | 9 | at Little Rock 11-20-22* |
| | Rebounds | 10 | vs. Tulsa 11-14-22 |
| | Assists | 3 | vs. Tulsa 11-14-22 |
| | Blocks | 3 | vs. Kent State 11-17-22 |
| | Steals | 1 | vs. Kent State 11-17-22* |
| | Minutes | 31 | vs. UCA 11-11-22 |

| | | | |
|--------------|-----------|----|--------------------------|
| CAREER HIGHS | Points | 11 | at UAPB 11-7-22 |
| | FG Made | 3 | at Little Rock 11-20-22* |
| | FG Att. | 14 | at UAPB 11-7-22 |
| | 3FG Made | 2 | at UAPB 11-7-22 |
| | 3FG Att. | 9 | at UAPB 11-7-22 |
| | FT Made | 3 | at Little Rock 11-20-22* |
| | FT Att. | 6 | at UAPB 11-7-22 |
| | Off. Reb. | 2 | vs. Tulsa 11-14-22* |
| | Def. Reb. | 8 | vs. Tulsa 11-14-22 |
| | Rebounds | 10 | vs. Tulsa 11-14-22 |
| | Assists | 3 | vs. Tulsa 11-14-22 |
| | Blocks | 3 | vs. Kent State 11-17-22 |
| | Steals | 1 | vs. Kent State 11-17-22* |
| | Minutes | 31 | vs. UCA 11-11-22 |

| | | | |
|-------------------|-----|--|--|
| 2021-22 SEC HIGHS | N/A | | |
|-------------------|-----|--|--|

| | | | |
|----------|--------------------|-------|--------|
| NOTABLES | Stat | 22-23 | Career |
| | Double Figure Pts | 1 | 1 |
| | Double Figure Rebs | 1 | 1 |
| | Double-Doubles | - | - |
| | 5+ Assists | - | - |
| | 5+ Blocks | - | - |
| | 5+ Steals | - | - |
| | Led Team in Pts | - | - |
| | Led Team in Reb | 2 | 2 |
| | 20+ Points | - | - |
| | 30+ Points | - | - |
| | * Most Recent | | |

- GAME NOTES**
- Already set career-bests in points (11), rebounds (10) and blocks (3) in five games at Arkansas
 - Has led team in efficiency in three of five games
 - A versatile player who could play positions one through five if she needed to
 - Could put up double-double-like numbers
 - Ranks seventh in defensive rebounds (7.0), sixth in rebounding and 11th in minutes in the SEC
 - No. 68 nationally in total rebounds (40)
 - Appeared in 12 games in her first collegiate season at UConn after enrolling in Jan. 2021
 - No. 30th-ranked recruit in her class, No. 13th-ranked guard
 - Won gold at the 2019 FIBA Americas U16 Championship

WHO IS SAYLOR POFFENBARGER?

- Majoring in recreation and sport management
- Plays for her little brother that passed away
- Comes from an athletic family: mother, Amy, played basketball at Missouri and was a huge influence on Saylor's basketball journey, and three of her brothers play football: Reese (21) – starting quarterback for U of Albany, Brittin (15) – freshman in HS football and Higgins (10) – fourth grade football player
- Played against teammate Makayla Daniels a few times and was on the same AAU team as her at one point
- Favorite movie: Legally Blonde

| #0 POFFENBARGER, Saylor | | | | | | | | | | | | | | | | |
|-------------------------|------------|----|--------|--------|------|------------|------|-------------|-------|----------|-----|-----|-----|----|---|-----|
| Opponent | Date | GS | MIN | Total | | 3-Pointers | | Free throws | | Rebounds | | | | PF | A | PTS |
| | | | | FG-FGA | PCT | 3FG-3FGA | PCT | FT-FTA | PCT | OFF | DEF | TOT | AVG | | | |
| at Ark.-Pine Bluff | 11/07/2022 | * | 27:35 | 3-14 | .214 | 2-9 | .222 | 3-6 | .500 | 2 | 6 | 8 | 8.0 | 1 | 2 | 11 |
| Central Ark. | 11/11/2022 | * | 30:24 | 0-5 | .000 | 0-3 | .000 | 2-4 | .500 | 0 | 7 | 7 | 7.5 | 1 | 1 | 2 |
| Tulsa | 11/14/2022 | * | 28:35 | 1-4 | .250 | 0-2 | .000 | 0-0 | .000 | 2 | 8 | 10 | 8.3 | 4 | 3 | 5.0 |
| Kent St. | 11/17/2022 | * | 29:51 | 0-7 | .000 | 0-3 | .000 | 2-2 | 1.000 | 1 | 5 | 6 | 7.8 | 0 | 1 | 4.3 |
| at Little Rock | 11/20/2022 | * | 27:53 | 3-4 | .750 | 0-1 | .000 | 3-4 | .750 | 0 | 9 | 9 | 8.0 | 3 | 1 | 5.2 |
| Totals | | 5 | 144:18 | 7-34 | .206 | 2-18 | .111 | 10-16 | .625 | 5 | 35 | 40 | 8.0 | 9 | 8 | 5.2 |

| Player Averages | | | | | | | | | | | |
|-----------------|--------------|-------------|--------|---------|--------|---------------|--------------|----------------|-----------------------|-------------|-------------|
| Games Played | Minutes/game | Points/game | FG Pct | 3FG Pct | FT Pct | Rebounds/game | Assists/game | Turnovers/game | Assist/Turnover ratio | Steals/game | Blocks/game |
| 5 | 28.9 | 5.2 | 20.6 | 11.1 | 62.5 | 8.0 | 1.6 | 1.6 | 1.0 | 0.4 | 1.2 |

CAREER STATISTICS

| SEASON | TEAM | GP-GS | MIN/AVG | Field Goals | | 3-Point | | F-Throws | | Rebounds | | | | Scoring | | |
|---------------|-------|-------|----------|-------------|------|----------|------|----------|-------|----------|-----|-----|-----|---------|---|-----|
| | | | | FG-FGA | FG% | 3FG-3FGA | 3FG% | FT-FTA | FT% | OFF | DEF | TOT | AVG | PF-FO | A | PTS |
| 2020-21 | UConn | 12-0 | 33/2.7 | 2-15 | .133 | 1-11 | .091 | 1-1 | 1.000 | 1 | 3 | 4 | 0.3 | 2-0 | 0 | 0.5 |
| 2022-23 | Ark | 5-5 | 144/28.9 | 7-34 | .206 | 2-18 | .111 | 10-16 | .625 | 5 | 35 | 40 | 8.0 | 9-0 | 8 | 5.2 |
| TOTAL FOR Ark | | 5-5 | 144/28.9 | 7-34 | .206 | 2-18 | .111 | 10-16 | .625 | 5 | 35 | 40 | 8.0 | 9-0 | 8 | 5.2 |
| TOTAL | | 17-5 | 177/10.4 | 9-49 | .184 | 3-29 | .103 | 11-17 | .647 | 6 | 38 | 44 | 2.6 | 11-0 | 8 | 1.9 |



2 Samara Spencer | So. | 5-7 | G | Fort Lauderdale, Fla. (St. Thomas Aquinas HS)

SPENCER BENCHMARK STATS

2022-23 SEASON HIGHS

| | | | |
|-----------|-----|----------------|-----------|
| Points | 22 | vs. Kent State | 11-17-22 |
| FG Made | 8 | vs. Kent State | 11-17-22 |
| FG Att. | 16 | vs. Tulsa | 11-14-22* |
| 3FG Made | 3 | vs. Kent State | 11-17-22* |
| 3FG Att. | 11 | vs. Tulsa | 11-14-22 |
| FT Made | 4 | vs. Tulsa | 11-14-22 |
| FT Att. | 8 | at UAPB | 11-7-22 |
| Off. Reb. | N/A | | |
| Def. Reb. | 7 | at Little Rock | 11-20-22* |
| Rebounds | 7 | at Little Rock | 11-20-22* |
| Assists | 7 | vs. Kent State | 11-17-22 |
| Blocks | N/A | | |
| Steals | 1 | vs. Kent State | 11-17-22 |
| Minutes | 39 | vs. Tulsa | 11-14-22 |

CAREER HIGHS

| | | | |
|-----------|----|-------------------|-----------|
| Points | 22 | vs. Kent State | 11-17-22* |
| FG Made | 9 | at Florida | 2-17-22* |
| FG Att. | 21 | at Missouri | 2-13-22* |
| 3FG Made | 5 | vs. Miss. State | 1-23-22 |
| 3FG Att. | 11 | vs. Tulsa | 11-14-22 |
| FT Made | 6 | at Miss. State | 2-27-22* |
| FT Att. | 8 | at UAPB | 11-7-22* |
| Off. Reb. | 2 | vs. #1 SC | 3-4-22* |
| Def. Reb. | 7 | at Little Rock | 11-20-22* |
| Rebounds | 8 | vs. #1 SC | 3-4-22 |
| Assists | 7 | vs. Kent State | 11-17-22 |
| Blocks | 1 | vs. Utah | 3-18-22* |
| Steals | 4 | vs. Jackson State | 12-9-21 |
| Minutes | 43 | at #7 Tennessee | 1-31-22 |

2021-22 SEC HIGHS

| | | | |
|-----------|----|-----------------|----------|
| Points | 22 | at Missouri | 2-13-22 |
| FG Made | 9 | at Florida | 2-17-22* |
| FG Att. | 21 | at Missouri | 2-13-22* |
| 3FG Made | 5 | vs. Miss. State | 1-23-22 |
| 3FG Att. | 8 | at #7 Tennessee | 1-31-22* |
| FT Made | 6 | at Miss. State | 2-27-22* |
| FT Att. | 8 | at Miss. State | 2-27-22* |
| Off. Reb. | 2 | vs. #1 SC | 3-4-22* |
| Def. Reb. | 7 | at Missouri | 2-13-22* |
| Rebounds | 8 | vs. #1 SC | 3-4-22 |
| Assists | 6 | at Miss. State | 2-27-22* |
| Blocks | 1 | at Missouri | 2-13-22* |
| Steals | 2 | at Ole Miss | 2-22-22* |
| Minutes | 43 | at #7 Tennessee | 1-31-22 |

NOTABLES

| Stat | 21-22 | 22-23 | Career |
|--------------------|-------|-------|--------|
| Double Figure Pts | 20 | 4 | 24 |
| Double Figure Rebs | - | - | - |
| Double-Doubles | - | - | - |
| 5+ Assists | 5 | 2 | 7 |
| 5+ Blocks | - | - | - |
| 5+ Steals | - | - | - |
| Led Team in Pts | 5 | 2 | 7 |
| Led Team in Reb | 1 | 1 | 2 |
| 20+ Points | 3 | 1 | 4 |
| 30+ Points | - | - | - |

* Most Recent

GAME NOTES

- Logged 11 points, seven rebounds and six assists at Little Rock
- Matched a career-high 22 points with seven rebounds and seven assists vs. Kent State
- No. 5 in assists/gm (4.8), 8 in minutes (29.5), 12 in assist/to ratio and 19 in scoring
- 43rd in free throw attempts, 46th in total assists and 73rd in 3-point attempts in the NCAA
- Her 11 3-point attempts versus Tulsa is tied for the most by an SEC player this season
- Named 2022 SEC Freshman of the Year, first Arkansas player since 2009 (C'eria Ricketts)
- Won SEC Freshman of the Week four times last season, the most in the league
- Has registered four career 20-point games, including one this season
- Finished third on the team in scoring and led the way in assists (96) as a freshman
- Led St. Thomas Aquinas to a state title during her senior season

WHO IS SAMARA SPENCER?

- Majoring in recreation and sport management
- First Floridan to make up an Arkansas WBB roster since 2010
- Favorite foods: Steak or lasagna
- Favorite place to eat in Fayetteville: Tacos 4 Life
- Proudest accomplishment in basketball: winning SEC Freshman of the year last year

#2 SPENCER, Samara

| 2022-23 Season Summary | | | | | | | | | | | | | | | | | | | | |
|------------------------|------------|----|----------|--------|------|------------|------|-------------|------|----------|-----|----|-----|----|-----|-----|-----|-----|------|------|
| Opponent | Date | GS | MIN | Total | | 3-Pointers | | Free throws | | Rebounds | | PF | A | TO | BLK | STL | PTS | AVG | | |
| | | | | FG-FGA | PCT | 3FG-3FGA | PCT | FT-FTA | PCT | OFF | DEF | | | | | | | | TOT | AVG |
| at Ark-Pine Bluff | 11/07/2022 | * | 31:00 | 6-16 | .375 | 1-7 | .143 | 2-8 | .250 | 0 | 4 | 4 | 4 | 4 | 1 | 0 | 0 | 15 | 15.0 | |
| Central Ark. | 11/11/2022 | * | 18:51 | 1-5 | .200 | 0-2 | .000 | 3-7 | .429 | 0 | 2 | 2 | 3 | 3 | 2 | 0 | 0 | 5 | 10.0 | |
| Tulsa | 11/14/2022 | * | 39:04 | 3-16 | .188 | 3-11 | .273 | 4-6 | .667 | 0 | 3 | 3 | 3 | 3 | 2 | 4 | 2 | 0 | 13 | 11.0 |
| Kent St. | 11/17/2022 | * | 28:15 | 8-13 | .615 | 3-6 | .500 | 3-4 | .750 | 0 | 7 | 7 | 4 | 1 | 7 | 2 | 0 | 1 | 22 | 13.8 |
| at Little Rock | 11/20/2022 | * | 30:08 | 4-9 | .444 | 0-4 | .000 | 3-4 | .750 | 0 | 7 | 7 | 4 | 6 | 1 | 6 | 0 | 0 | 11 | 13.2 |
| Totals | | | 5 147:18 | 22-59 | .373 | 7-30 | .233 | 15-29 | .517 | 0 | 23 | 23 | 4.6 | 11 | 24 | 13 | 0 | 1 | 66 | 13.2 |

Player Averages

| Games Played | Minutes/game | Points/game | FG Pct | 3FG Pct | FT Pct | Rebounds/game | Assists/game | Turnovers/game | Assist/Turnover ratio | Steals/game | Blocks/game |
|--------------|--------------|-------------|--------|---------|--------|---------------|--------------|----------------|-----------------------|-------------|-------------|
| 5 | 29.5 | 13.2 | 37.3 | 23.3 | 51.7 | 4.6 | 4.8 | 2.6 | 1.8 | 0.2 | 0.0 |

CAREER STATISTICS

| | | | | Field Goals | | 3-Point | | F-Throws | | Rebounds | | | | | | | | | Scoring | |
|---------|------|-------|-----------|-------------|------|----------|------|----------|------|----------|-----|-----|-----|-------|-----|----|-----|-----|---------|------|
| SEASON | TEAM | GP-GS | MIN/AVG | FG-FGA | FG% | 3FG-3FGA | 3FG% | FT-FTA | FT% | OFF | DEF | TOT | AVG | PF-FO | A | TO | BLK | STL | PTS | AVG |
| 2021-22 | Ark | 31-27 | 930/30.0 | 138-325 | .425 | 44-128 | .344 | 59-98 | .602 | 18 | 96 | 114 | 3.7 | 49-0 | 96 | 82 | 8 | 36 | 379 | 12.2 |
| 2022-23 | Ark | 5-5 | 147/29.5 | 22-59 | .373 | 7-30 | .233 | 15-29 | .517 | 0 | 23 | 23 | 4.6 | 11-0 | 24 | 13 | 0 | 1 | 66 | 13.2 |
| TOTAL | | 36-32 | 1078/29.9 | 160-384 | .417 | 51-158 | .323 | 74-127 | .583 | 18 | 119 | 137 | 3.8 | 60-0 | 120 | 95 | 8 | 37 | 445 | 12.4 |



4 Erynn Barnum | R-Sr. | 6-2 | F | Little Rock, Ark. (Little Rock Central HS)

| 2022-23 SEASON HIGHS | BARNUM BENCHMARK STATS | | | |
|----------------------|------------------------|----|----------------|----------|
| | Points | 27 | vs. Tulsa | 11-14-22 |
| | FG Made | 10 | vs. Tulsa | 11-14-22 |
| | FG Att. | 14 | at UAPB | 11-7-22 |
| | 3FG Made | 1 | vs. Kent State | 11-17-22 |
| | 3FG Att. | 2 | vs. Kent State | 11-17-22 |
| | FT Made | 9 | vs. UCA | 11-11-22 |
| | FT Att. | 13 | UAPB | 11-7-22 |
| | Off. Reb. | 6 | at UAPB | 11-7-22 |
| | Def. Reb. | 9 | at Little Rock | 11-20-22 |
| | Rebounds | 11 | at UAPB | 11-7-22 |
| | Assists | 2 | vs. UCA | 11-11-22 |
| | Blocks | 3 | vs. UCA | 11-11-22 |
| | Steals | 4 | at UAPB | 11-7-22 |
| | Minutes | 31 | vs. Tulsa | 11-14-22 |

| CAREER HIGHS | Points | 27 | vs. Tulsa | 11-14-22 |
|--------------|-----------|----|-----------------|-----------|
| | FG Made | 10 | vs. Tulsa | 11-14-22 |
| | FG Att. | 16 | vs. SMU | 11-22-21 |
| | 3FG Made | 1 | vs. Kent State | 11-17-22* |
| | 3FG Att. | 4 | at #2 UConn | 11-14-21 |
| | FT Made | 9 | vs. UCA | 11-11-22 |
| | FT Att. | 13 | at UAPB | 11-7-22* |
| | Off. Reb. | 6 | at UAPB | 11-7-22* |
| | Def. Reb. | 9 | at Little Rock | 11-20-22 |
| | Rebounds | 12 | vs. Utah | 3-18-22* |
| | Assists | 4 | vs. Cal | 12-5-21 |
| | Blocks | 4 | vs. Little Rock | 12-21-19* |
| | Steals | 4 | at UAPB | 11-7-22* |
| | Minutes | 31 | vs. Tulsa | 11-14-22* |

| 2021-22 SEC HIGHS | Points | 15 | at Georgia | 1-25-21 |
|-------------------|-----------|----|----------------|----------|
| | FG Made | 7 | at Georgia | 1-25-21 |
| | FG Att. | 12 | vs. Georgia | 1-23-20 |
| | 3FG Made | 1 | at Tennessee | 1-31-22* |
| | 3FG Att. | 2 | at Tennessee | 1-31-22* |
| | FT Made | 4 | at Miss. State | 2-27-22* |
| | FT Att. | 6 | at Texas A&M | 2-3-22 |
| | Off. Reb. | 4 | vs. Missouri | 1-3-21 |
| | Def. Reb. | 6 | vs. Auburn | 2-10-22* |
| | Rebounds | 9 | vs. Auburn | 2-10-22 |
| | Assists | 2 | vs. 1/1 SC | 3-4-22* |
| | Blocks | 3 | vs. Florida | 1-26-20 |
| | Steals | 3 | at Texas A&M | 2-7-21 |
| | Minutes | 26 | vs. Missouri | 1-3-21 |

| NOTABLES | Stat | 19-20 | 20-21 | 21-22 | 22-23 | Career |
|----------|--------------------|-------|-------|-------|-------|--------|
| | Double Figure Pts | 4 | 9 | 5 | 5 | 23 |
| | Double Figure Rebs | 1 | 1 | 1 | 1 | 5 |
| | Double-Doubles | 1 | 1 | - | 1 | 3 |
| | 5+ Assists | - | - | - | - | - |
| | 5+ Blocks | - | - | - | - | - |
| | 5+ Steals | - | - | - | - | - |
| | Led Team in Pts | 1 | - | 3 | 3 | 7 |
| | Led Team in Reb | 4 | 7 | 7 | 3 | 21 |
| | 20+ Points | - | - | - | 2 | 2 |
| | 30+ Points | - | - | - | - | - |

* Most Recent

- GAME NOTES**
- Named to Katrina McClain Preseason Watchlist, given to the best power forward in the country
 - Coming off 15 points and nine rebounds at Little Rock in front of 25+ of her family members
 - Tallied second straight 20-point game with 20 points and six boards vs. Kent State
 - Logged career-high 27 points with eight rebounds versus Tulsa
 - Double-doubled in the season opener at Pine Bluff with 15 points and 11 rebounds
 - SEC rankings: first in FG percentage (.673), second in free throw attempts, third in scoring (19.2) and 11th in blocks (6)
 - NCAA rankings: 10th in free throw attempts, 16th in FG percentage, 27th in points and 46th in rebounds
 - Ended 2021-22 season by matching a career-high 12 rebounds vs. Utah at the NCAA Tournament
 - Averaged 7.6 points, 4.8 rebounds and 17.5 minutes per game last season

- WHO IS ERYNN BARNUM?**
- Majoring in recreation and sport management
 - Played volleyball and was player of the year in high school
 - Does her hair before every game
 - One of eight siblings
 - Born in Pasadena, Calif. and moved to Little Rock when she was 6
 - Favorite food: shrimp alfredo

| #4 BARNUM, Erynn | | | | | | | | | | | | | |
|--------------------|------------|----|----------|--------|-------|------------|------|-------------|-------|----------|-----|-----|------|
| | | | | Total | | 3-Pointers | | Free throws | | Rebounds | | | |
| Opponent | Date | GS | MIN | FG-FGA | PCT | 3FG-3FGA | PCT | FT-FTA | PCT | OFF | DEF | TOT | AVG |
| at Ark.-Pine Bluff | 11/07/2022 | * | 25:04 | 6-14 | .429 | 0-0 | .000 | 3-13 | .231 | 6 | 5 | 11 | 11.0 |
| Central Ark. | 11/11/2022 | * | 22:29 | 5-8 | .625 | 0-1 | .000 | 9-9 | 1.000 | 4 | 5 | 9 | 10.0 |
| Tulsa | 11/14/2022 | * | 30:32 | 10-12 | .833 | 0-0 | .000 | 7-12 | .583 | 3 | 5 | 8 | 9.3 |
| Kent St. | 11/17/2022 | * | 21:02 | 9-13 | .692 | 1-2 | .500 | 1-1 | 1.000 | 2 | 4 | 6 | 8.5 |
| at Little Rock | 11/20/2022 | * | 20:40 | 5-5 | 1.000 | 0-0 | .000 | 5-6 | .833 | 0 | 9 | 9 | 8.6 |
| Totals | | | 5 119:47 | 35-52 | .673 | 1-3 | .333 | 25-41 | .610 | 15 | 28 | 43 | 8.6 |
| | | | | | | | | | | 10 | 5 | 10 | 6 |
| | | | | | | | | | | 6 | 6 | 96 | 19.2 |

| Player Averages | | | | | | | | | | | |
|-----------------|--------------|-------------|--------|---------|--------|---------------|--------------|----------------|-----------------------|-------------|-------------|
| Games Played | Minutes/game | Points/game | FG Pct | 3FG Pct | FT Pct | Rebounds/game | Assists/game | Turnovers/game | Assist/Turnover ratio | Steals/game | Blocks/game |
| 5 | 24.0 | 19.2 | 67.3 | 33.3 | 61.0 | 8.6 | 1.0 | 2.0 | 0.5 | 1.2 | 1.2 |

| CAREER STATISTICS | | | | | | | | | | | | | | | | | | | | |
|-------------------|------|-------|-------------|---------|---------|----------|----------|---------|----------|-----|-----|-----|-----|-------|----|----|-----|---------|-----|------|
| | | | Field Goals | | 3-Point | | F-Throws | | Rebounds | | | | | | | | | Scoring | | |
| SEASON | TEAM | GP-GS | MIN/AVG | FG-FGA | FG% | 3FG-3FGA | 3FG% | FT-FTA | FT% | OFF | DEF | TOT | AVG | PF-FO | A | TO | BLK | STL | PTS | AVG |
| 2019-20 | Ark | 27-0 | 306/11.3 | 50-98 | .510 | 3-7 | .429 | 31-52 | .596 | 31 | 76 | 107 | 4.0 | 26-0 | 5 | 11 | 28 | 15 | 134 | 5.0 |
| 2020-21 | Ark | 28-0 | 455/16.3 | 85-145 | .586 | 1-7 | .143 | 44-87 | .506 | 34 | 94 | 128 | 4.6 | 56-0 | 11 | 30 | 23 | 21 | 215 | 7.7 |
| 2021-22 | Ark | 22-10 | 385/17.5 | 55-134 | .410 | 3-16 | .188 | 55-80 | .688 | 35 | 70 | 105 | 4.8 | 32-0 | 18 | 26 | 12 | 20 | 168 | 7.6 |
| 2022-23 | Ark | 5-5 | 120/24.0 | 35-52 | .673 | 1-3 | .333 | 25-41 | .610 | 15 | 28 | 43 | 8.6 | 10-0 | 5 | 10 | 6 | 6 | 96 | 19.2 |
| TOTAL | | 82-15 | 1267/15.4 | 225-429 | .524 | 8-33 | .242 | 155-260 | .596 | 115 | 268 | 383 | 4.7 | 124-0 | 39 | 77 | 69 | 62 | 613 | 7.5 |



11 Rylee Langerman | Jr. | 5-9 | G | Norman, Okla. (Christian Heritage HS)

LANGERMAN BENCHMARK STATS

2022-23 SEASON HIGHS

| | | | |
|-----------|-----|----------------|-----------|
| Points | 10 | vs. Tulsa | 11-14-22 |
| FG Made | 3 | vs. UCA | 11-11-22 |
| FG Att. | 7 | vs. Tulsa | 11-14-22 |
| 3FG Made | 2 | vs. Tulsa | 11-14-22* |
| 3FG Att. | 5 | vs. Tulsa | 11-14-22 |
| FT Made | 4 | vs. Tulsa | 11-14-22 |
| FT Att. | 6 | vs. Tulsa | 11-14-22 |
| Off. Reb. | 4 | at UAPB | 11-7-22 |
| Def. Reb. | 4 | vs. UCA | 11-11-22 |
| Rebounds | 6 | at UAPB | 11-7-22 |
| Assists | 2 | vs. Kent State | 11-17-22 |
| Blocks | N/A | | |
| Steals | 4 | vs. Tulsa | 11-14-22* |
| Minutes | 25 | vs. UCA | 11-11-22 |

CAREER HIGHS

| | | | |
|-----------|----|--------------|-----------|
| Points | 17 | vs. Missouri | 1-9-22 |
| FG Made | 6 | vs. Missouri | 1-9-22 |
| FG Att. | 10 | vs. Missouri | 1-9-22 |
| 3FG Made | 5 | vs. Missouri | 1-9-22 |
| 3FG Att. | 6 | vs. Missouri | 1-9-22 |
| FT Made | 4 | vs. Tulsa | 11-14-22* |
| FT Att. | 6 | vs. Tulsa | 11-14-22 |
| Off. Reb. | 5 | vs. Auburn | 2-10-22 |
| Def. Reb. | 7 | at Texas A&M | 2-3-22* |
| Rebounds | 11 | at Texas A&M | 2-3-22 |
| Assists | 4 | vs. UCA | 12-13-20 |
| Blocks | 2 | vs. Missouri | 3-3-22 |
| Steals | 4 | vs. Tulsa | 11-14-22* |
| Minutes | 34 | at Florida | 2-17-22 |

2021-22 SEC HIGHS

| | | | |
|-----------|----|---------------|----------|
| Points | 17 | vs. Missouri | 1-9-22 |
| FG Made | 6 | vs. Missouri | 1-9-22 |
| FG Att. | 10 | vs. Missouri | 1-9-22 |
| 3FG Made | 5 | vs. Missouri | 1-9-22 |
| 3FG Att. | 6 | vs. Missouri | 1-9-22 |
| FT Made | 2 | at Missouri | 2-13-22 |
| FT Att. | 2 | at Missouri | 2-13-22* |
| Off. Reb. | 5 | vs. Auburn | 2-10-22 |
| Def. Reb. | 7 | at Texas A&M | 2-3-22 |
| Rebounds | 11 | at Texas A&M | 2-3-22 |
| Assists | 3 | vs. 12/11 LSU | 1-27-2 |
| Blocks | 2 | vs. Missouri | 3-3-22 |
| Steals | 4 | at Missouri | 2-13-22 |
| Minutes | 34 | at Florida | 2-17-22 |

NOTABLES

| Stat | 20-21 | 21-22 | 22-23 | Career |
|--------------------|-------|-------|-------|--------|
| Double Figure Pts | - | 1 | 1 | 2 |
| Double Figure Rebs | - | 1 | - | 1 |
| Double-Doubles | - | - | - | - |
| 5+ Assists | - | - | - | - |
| 5+ Blocks | - | - | - | - |
| 5+ Steals | - | - | - | - |
| Led Team in Pts | - | - | - | - |
| Led Team in Reb | - | 2 | - | 2 |
| 20+ Points | - | - | - | - |
| 30+ Points | - | - | - | - |

* Most Recent

GAME NOTES

- Glue girl on the team, known for being the player that holds everything together
- Diving for a loose ball the way Rylee does is called a "Langerman"
- Logged 10 points, five rebounds and four steals against Tulsa
- Involved in at least four tie ups at UAPB, ending the night with four points, six rebounds and four steals off the bench
- Ripped down 11 boards at Texas A&M, a new career-best in 2021-22
- Lit up Mizzou, going for a career-best 17 points off 5-for-6 shooting from 3-point off the bench
- Started in four consecutive games during the middle of SEC play, ticking a career-high 34 minutes during that stretch at Florida
- Averaged 3.2 points and 3.7 rebounds across 19.2 minutes played per game last season

WHO IS RYLEE LANGERMAN?

- Majoring in biology
- Easily a fan favorite for the work she has done in the community, serving as an inspiration
- Has a twin brother named Ryan who played basketball and golf
- Chose Arkansas because of the atmosphere and culture
- Can play the guitar
- Favorite place to eat in Fayetteville: Sassy's BBQ

#11 LANGERMAN, Rylee

| Opponent | Date | GS | MIN | FG-FGA | PCT | 3FG-3FGA | PCT | FT-FTA | PCT | OFF | DEF | TOT | AVG | PF | A | TO | BLK | STL | PTS | AVG |
|--------------------|------------|----------|---------------|-------------|-------------|-------------|-------------|-------------|-------------|----------|-----------|-----------|------------|-----------|----------|----------|----------|----------|-----------|------------|
| at Ark.-Pine Bluff | 11/07/2022 | | 22:50 | 1-1 | 1.000 | 0-0 | .000 | 2-4 | .500 | 4 | 2 | 6 | 6.0 | 3 | 0 | 2 | 0 | 4 | 4 | 4.0 |
| Central Ark. | 11/11/2022 | | 24:26 | 3-5 | .600 | 2-4 | .500 | 1-3 | .333 | 0 | 4 | 4 | 5.0 | 2 | 0 | 1 | 0 | 0 | 9 | 6.5 |
| Tulsa | 11/14/2022 | | 22:35 | 2-7 | .286 | 2-5 | .400 | 4-6 | .667 | 2 | 3 | 5 | 5.0 | 3 | 1 | 0 | 0 | 4 | 10 | 7.7 |
| Kent St. | 11/17/2022 | | 19:11 | 2-5 | .400 | 1-3 | .333 | 0-0 | .000 | 1 | 1 | 2 | 4.3 | 1 | 2 | 1 | 0 | 0 | 5 | 7.0 |
| at Little Rock | 11/20/2022 | | 13:45 | 1-1 | 1.000 | 0-0 | .000 | 1-2 | .500 | 0 | 0 | 0 | 3.4 | 1 | 0 | 0 | 0 | 0 | 3 | 6.2 |
| Totals | | 0 | 102:47 | 9-19 | .474 | 5-12 | .417 | 8-15 | .533 | 7 | 10 | 17 | 3.4 | 10 | 3 | 4 | 0 | 8 | 31 | 6.2 |

Player Averages

| Games Played | Minutes/game | Points/game | FG Pct | 3FG Pct | FT Pct | Rebounds/game | Assists/game | Turnovers/game | Assist/Turnover ratio | Steals/game | Blocks/game |
|--------------|--------------|-------------|--------|---------|--------|---------------|--------------|----------------|-----------------------|-------------|-------------|
| 5 | 20.6 | 6.2 | 47.4 | 41.7 | 53.3 | 3.4 | 0.6 | 0.8 | 0.8 | 1.6 | 0.0 |

CAREER STATISTICS

| SEASON | TEAM | GP-GS | MIN/AVG | FG-FGA | FG% | 3FG-3FGA | 3FG% | FT-FTA | FT% | OFF | DEF | TOT | AVG | PF-FO | A | TO | BLK | STL | PTS | AVG |
|--------------|------|-------------|-----------------|---------------|-------------|--------------|-------------|--------------|-------------|-----------|------------|------------|------------|--------------|-----------|-----------|-----------|-----------|------------|------------|
| 2020-21 | Ark | 13-0 | 91/7.0 | 5-16 | .313 | 4-10 | .400 | 2-4 | .500 | 2 | 12 | 14 | 1.1 | 10-0 | 7 | 9 | 1 | 1 | 16 | 1.2 |
| 2021-22 | Ark | 32-7 | 613/19.2 | 36-97 | .371 | 16-50 | .320 | 13-23 | .565 | 41 | 78 | 119 | 3.7 | 83-2 | 30 | 31 | 11 | 28 | 101 | 3.2 |
| 2022-23 | Ark | 5-0 | 103/20.6 | 9-19 | .474 | 5-12 | .417 | 8-15 | .533 | 7 | 10 | 17 | 3.4 | 10-0 | 3 | 4 | 0 | 8 | 31 | 6.2 |
| TOTAL | | 50-7 | 807/16.1 | 50-132 | .379 | 25-72 | .347 | 23-42 | .548 | 50 | 100 | 150 | 3.0 | 103-2 | 40 | 44 | 12 | 37 | 148 | 3.0 |


20 Karley Johnson | Fr. | 5-9 | G | Mustang, Okla. (Mustang HS)

JOHNSON BENCHMARK STATS
2022-23 SEASON HIGHS

| | | | |
|-----------|-----|----------------|-----------|
| Points | 1 | at Little Rock | 11-20-22 |
| FG Made | N/A | | |
| FG Att. | N/A | | |
| 3FG Made | N/A | | |
| 3FG Att. | N/A | | |
| FT Made | 1 | at Little Rock | 11-20-22 |
| FT Att. | 1 | at Little Rock | 11-20-22 |
| Off. Reb. | N/A | | |
| Def. Reb. | 1 | vs. Kent State | 11-17-22 |
| Rebounds | 1 | vs. Kent State | 11-17-22 |
| Assists | 1 | at Little Rock | 11-20-22 |
| Blocks | N/A | | |
| Steals | 1 | at Little Rock | 11-20-22* |
| Minutes | 6 | at Little Rock | 11-20-22 |

CAREER HIGHS

| | | | |
|-----------|-----|----------------|-----------|
| Points | 1 | at Little Rock | 11-20-22 |
| FG Made | N/A | | |
| FG Att. | N/A | | |
| 3FG Made | N/A | | |
| 3FG Att. | N/A | | |
| FT Made | 1 | at Little Rock | 11-20-22 |
| FT Att. | 1 | at Little Rock | 11-20-22 |
| Off. Reb. | N/A | | |
| Def. Reb. | 1 | vs. Kent State | 11-17-22 |
| Rebounds | 1 | vs. Kent State | 11-17-22 |
| Assists | 1 | at Little Rock | 11-20-22 |
| Blocks | N/A | | |
| Steals | 1 | at Little Rock | 11-20-22* |
| Minutes | 6 | at Little Rock | 11-20-22 |

N/A

2021-22 SEC HIGHS
NOTABLES

| Stat | 22-23 | Career |
|--------------------|-------|--------|
| Double Figure Pts | - | - |
| Double Figure Rebs | - | - |
| Double-Doubles | - | - |
| 5 + Assists | - | - |
| 5 + Blocks | - | - |
| 5 + Steals | - | - |
| Led Team in Pts | - | - |
| Led Team in Reb | - | - |
| 20 + Points | - | - |
| 30+ Points | - | - |

GAME NOTES

- Scored first collegiate point at Little Rock where she had a free throw in six minutes played
- Made first collegiate appearance versus UCA, grabbing a steal in the game
- Lone member of the fall 2021 signing class
- Recognized as a 2022 McDonald's All-American nominee
- Tabbed a four-time Oklahoman's Super 5 Honorable Mention choice
- As a senior at Mustang, averaged 12.3 points, 4.3 rebounds and 3.1 assists per game
- Only needed two years to eclipse 1,000 points, doing so as a sophomore

WHO IS KARLEY JOHNSON?

- One of eight children
- Hidden talent: can juggle
- Favorite TV show: Criminal Minds
- Pregame ritual: puts everything on left to right
- Has English bulldogs named Roxie and Gus and a cat named Toast

#20 JOHNSON, Karley

| Opponent | Date | GS | MIN | Total | | 3-Pointers | | Free throws | | Rebounds | | | | PF | A | TO | BLK | STL | PTS | AVG |
|----------------|------------|----------|--------------|------------|-------------|------------|-------------|-------------|-------------|----------|----------|----------|------------|----------|----------|----------|----------|----------|----------|------------|
| | | | | FG-FGA | PCT | 3FG-3FGA | PCT | FT-FTA | PCT | OFF | DEF | TOT | AVG | | | | | | | |
| Central Ark. | 11/11/2022 | | 02:37 | 0-0 | .000 | 0-0 | .000 | 0-0 | .000 | 0 | 0 | 0 | 0.0 | 0 | 0 | 0 | 0 | 0 | 1 | 0.0 |
| Kent St. | 11/17/2022 | | 02:33 | 0-0 | .000 | 0-0 | .000 | 0-0 | .000 | 0 | 1 | 1 | 0.5 | 0 | 0 | 0 | 0 | 0 | 0 | 0.0 |
| at Little Rock | 11/20/2022 | | 06:19 | 0-0 | .000 | 0-0 | .000 | 1-2 | .500 | 0 | 0 | 0 | 0.3 | 0 | 1 | 0 | 0 | 1 | 1 | 0.3 |
| Totals | | 0 | 11:29 | 0-0 | .000 | 0-0 | .000 | 1-2 | .500 | 0 | 1 | 1 | 0.3 | 0 | 1 | 0 | 0 | 2 | 1 | 0.3 |

Player Averages

| Games Played | Minutes/game | Points/game | FG Pct | 3FG Pct | FT Pct | Rebounds/game | Assists/game | Turnovers/game | Assist/Turnover ratio | Steals/game | Blocks/game |
|--------------|--------------|-------------|--------|---------|--------|---------------|--------------|----------------|-----------------------|-------------|-------------|
| 3 | 3.8 | 0.3 | 0.0 | 0.0 | 50.0 | 0.3 | 0.3 | 0.0 | 1.0 | 0.7 | 0.0 |

CAREER STATISTICS

| | | | | Field Goals | | 3-Point | | F-Throws | | Rebounds | | | | | | | | | Scoring | |
|---------|------|-------|---------|-------------|------|----------|------|----------|------|----------|-----|-----|-----|-------|---|----|-----|-----|---------|-----|
| SEASON | TEAM | GP-GS | MIN/AVG | FG-FGA | FG% | 3FG-3FGA | 3FG% | FT-FTA | FT% | OFF | DEF | TOT | AVG | PF-FO | A | TO | BLK | STL | PTS | AVG |
| 2022-23 | Ark | 3-0 | 11/3.8 | 0-0 | .000 | 0-0 | .000 | 1-2 | .500 | 0 | 1 | 1 | 0.3 | 0-0 | 1 | 0 | 0 | 2 | 1 | 0.3 |
| TOTAL | | 3-0 | 11/3.8 | 0-0 | .000 | 0-0 | .000 | 1-2 | .500 | 0 | 1 | 1 | 0.3 | 0-0 | 1 | 0 | 0 | 2 | 1 | 0.3 |



21 Loren Lindsey | Fr. | 5-11 | G | Fayetteville, Ark. (Fayetteville HS)

LINDSEY BENCHMARK STATS

| | | |
|----------------------|-----------|---------------------------|
| 2022-23 SEASON HIGHS | Points | N/A |
| | FG Made | N/A |
| | FG Att. | N/A |
| | 3FG Made | N/A |
| | 3FG Att. | N/A |
| | FT Made | N/A |
| | FT Att. | N/A |
| | Off. Reb. | N/A |
| | Def. Reb. | N/A |
| | Rebounds | N/A |
| | Assists | N/A |
| | Blocks | N/A |
| | Steals | N/A |
| | Minutes | 5 at Little Rock 11-20-22 |

| | | |
|--------------|-----------|--------------------|
| CAREER HIGHS | Points | N/A |
| | FG Made | N/A |
| | FG Att. | N/A |
| | 3FG Made | N/A |
| | 3FG Att. | N/A |
| | FT Made | N/A |
| | FT Att. | N/A |
| | Off. Reb. | N/A |
| | Def. Reb. | N/A |
| | Rebounds | N/A |
| | Assists | N/A |
| | Blocks | N/A |
| | Steals | N/A |
| | Minutes | 1 vs. UCA 11-11-22 |

N/A

| | | |
|-------------------|-----------|-----|
| 2021-22 SEC HIGHS | Points | N/A |
| | FG Made | N/A |
| | FG Att. | N/A |
| | 3FG Made | N/A |
| | 3FG Att. | N/A |
| | FT Made | N/A |
| | FT Att. | N/A |
| | Off. Reb. | N/A |
| | Def. Reb. | N/A |
| | Rebounds | N/A |
| | Assists | N/A |
| | Blocks | N/A |
| | Steals | N/A |
| | Minutes | N/A |

| | | | |
|----------|--------------------|-------|--------|
| NOTABLES | Stat | 22-23 | Career |
| | Double Figure Pts | - | - |
| | Double Figure Rebs | - | - |
| | Double-Doubles | - | - |
| | 5 + Assists | - | - |
| | 5 + Blocks | - | - |
| | 5 + Steals | - | - |
| | Led Team in Pts | - | - |
| | Led Team in Reb | - | - |
| | 20 + Points | - | - |
| | 30+ Points | - | - |
| | | | |
| | | | |

GAME NOTES

- Played season-high five minutes at Little Rock
- Made first collegiate appearance versus UCA
- One of two freshmen on the team
- Talented player out of Fayetteville high school, coming to Arkansas as a walk-on
- Tabbed to All-Conference 6A West All-Defensive Team
- Northwest Arkansas Democrat Gazette Player of the Week (Feb. 2, 2022)

WHO IS LOREN LINDSEY?

- Finance major
- Grew up in Northwest Arkansas so it was always a dream to play for the Razorbacks, especially with her grandad, dad, uncle and cousins all playing football here
- Favorite pair of shoes she owns is her Jordans
- Favorite food is hibachi and best restaurant in Fayetteville is Kobe
- Favorite movie: Hoosiers

#21 LINDSEY, Loren

| Opponent | Date | GS | MIN | Total | | 3-Pointers | | Free throws | | Rebounds | | | | PF | A | TO | BLK | STL | PTS | AVG |
|----------------|------------|----------|--------------|------------|-------------|------------|-------------|-------------|-------------|----------|----------|----------|------------|----------|----------|----------|----------|----------|----------|------------|
| | | | | FG-FGA | PCT | 3FG-3FGA | PCT | FT-FTA | PCT | OFF | DEF | TOT | AVG | | | | | | | |
| Central Ark. | 11/11/2022 | | 01:11 | 0-0 | .000 | 0-0 | .000 | 0-0 | .000 | 0 | 0 | 0 | 0.0 | 0 | 0 | 0 | 0 | 0 | 0 | 0.0 |
| at Little Rock | 11/20/2022 | | 04:56 | 0-0 | .000 | 0-0 | .000 | 0-0 | .000 | 0 | 0 | 0 | 0.0 | 0 | 0 | 0 | 0 | 0 | 0 | 0.0 |
| Totals | | 0 | 06:07 | 0-0 | .000 | 0-0 | .000 | 0-0 | .000 | 0 | 0 | 0 | 0.0 | 0 | 0 | 0 | 0 | 0 | 0 | 0.0 |

Player Averages

| Games Played | Minutes/game | Points/game | FG Pct | 3FG Pct | FT Pct | Rebounds/game | Assists/game | Turnovers/game | Assist/Turnover ratio | Steals/game | Blocks/game |
|--------------|--------------|-------------|--------|---------|--------|---------------|--------------|----------------|-----------------------|-------------|-------------|
| 2 | 3.1 | 0.0 | 0.0 | 0.0 | 0.0 | 0.0 | 0.0 | 0.0 | 0.0 | 0.0 | 0.0 |

CAREER STATISTICS

| | | | | Field Goals | | 3-Point | | F-Throws | | Rebounds | | | | Scoring | |
|--------------|------|------------|--------------|-------------|-------------|------------|-------------|------------|-------------|----------|----------|----------|------------|------------|--------------|
| SEASON | TEAM | GP-GS | MIN/AVG | FG-FGA | FG% | 3FG-3FGA | 3FG% | FT-FTA | FT% | OFF | DEF | TOT | AVG | PF-FO | PTS AVG |
| 2022-23 | Ark | 2-0 | 6/3.1 | 0-0 | .000 | 0-0 | .000 | 0-0 | .000 | 0 | 0 | 0 | 0.0 | 0-0 | 0 0 |
| TOTAL | | 2-0 | 6/3.1 | 0-0 | .000 | 0-0 | .000 | 0-0 | .000 | 0 | 0 | 0 | 0.0 | 0-0 | 0 0.0 |



22 Avery Hughes | Sr. | 5-7 | G | Bentonville, Ark. (Bentonville HS)

HUGHES BENCHMARK STATS

2022-23 SEASON HIGHS

| | | | |
|-----------|-----|----------------|----------|
| Points | 2 | at Little Rock | 11-20-22 |
| FG Made | N/A | | |
| FG Att. | 2 | vs. Kent State | 11-17-22 |
| 3FG Made | N/A | | |
| 3FG Att. | N/A | | |
| FT Made | 2 | at Little Rock | 11-20-22 |
| FT Att. | 2 | at Little Rock | 11-20-22 |
| Off. Reb. | N/A | | |
| Def. Reb. | N/A | | |
| Rebounds | NA | | |
| Assists | 1 | vs. Kent State | 11-17-22 |
| Blocks | N/A | | |
| Steals | N/A | | |
| Minutes | 5 | at Little Rock | 11-20-22 |

CAREER HIGHS

| | | | |
|-----------|-----|----------------|-----------|
| Points | 6 | vs. UAPB | 12-21-20* |
| FG Made | 2 | vs. UAPB | 12-21-20* |
| FG Att. | 4 | vs. Tulsa | 12-11-19 |
| 3FG Made | 2 | vs. UAPB | 12-21-20* |
| 3FG Att. | 3 | vs. Tulsa | 12-11-19 |
| FT Made | 2 | at Little Rock | 11-20-22 |
| FT Att. | 2 | at Little Rock | 11-20-22* |
| Off. Reb. | N/A | | |
| Def. Reb. | 1 | vs. Kentucky | 2-20-22* |
| Rebounds | 1 | vs. Kentucky | 2-20-22* |
| Assists | 2 | vs. UAPB | 12-21-20* |
| Blocks | N/A | | |
| Steals | 1 | vs. ULM | 12-3-20* |
| Minutes | 10 | vs. UAPB | 12-21-20* |

2021-22 SEC HIGHS

| | | | |
|-----------|-----|---------------|----------|
| Points | 3 | vs. Alabama | 2-28-21 |
| FG Made | 1 | at Ole Miss | 2-16-20 |
| FG Att. | 1 | vs. LSU | 1-27-22* |
| 3FG Made | N/A | | |
| 3FG Att. | 1 | vs. LSU | 1-27-22* |
| FT Made | 3 | vs. Alabama | 2-28-21 |
| FT Att. | 3 | vs. Alabama | 2-28-21 |
| Off. Reb. | N/A | | |
| Def. Reb. | 1 | vs. Kentucky | 2-20-22 |
| Rebounds | 1 | vs. Kentucky | 2-20-22 |
| Assists | N/A | | |
| Blocks | N/A | | |
| Steals | N/A | | |
| Minutes | 4 | at Vanderbilt | 1-19-20 |

NOTABLES

| | | | | | |
|--------------------|-------|-------|-------|-------|--------|
| Stat | 19-20 | 20-21 | 21-22 | 22-23 | Career |
| Double Figure Pts | - | - | - | - | - |
| Double Figure Rebs | - | - | - | - | - |
| Double-Doubles | - | - | - | - | - |
| 5 + Assists | - | - | - | - | - |
| 5 + Blocks | - | - | - | - | - |
| 5 + Steals | - | - | - | - | - |
| Led Team in Pts | - | - | - | - | - |
| Led Team in Reb | - | - | - | - | - |
| 20 + Points | - | - | - | - | - |
| 30+ Points | - | - | - | - | - |

* Most Recent

GAME NOTES

- Tallied first points of the season off going 2-of-2 from the free throw line at Little Rock
- Made first appearance of season vs. Kent State, tallying an assist and two shot attempts
- Former walk-on who earned a scholarship prior to the 2021-22 season
- Appeared in 12 games last season
- Dropped a career-best six points on UAPB, hitting two threes in 2020-21
- Finished her career as Bentonville's second leading scorer and set single game records for points (34) and free throws (20-for-22)
- Honors include All-Arkansas Second-Team, All-Northwest Arkansas First-Team, Gatorade Player of the Week, two KURM Dream Team selections and team captain honors as a senior

WHO IS AVERY HUGHES?

- Nursing major
- Her proudest accomplishment is earning a scholarship as a walk-on
- Mother played basketball at Arkansas State and she always looked up to her
- Ran track and was a two-time state champion
- Calls the Arkansas faithful the best fans in the world
- Loves playing for Coach Neighbors because he lets the team make decisions for themselves, which helps her grow into the person she wants to be

#22 HUGHES, Avery

| Opponent | Date | GS | MIN | Total | | 3-Pointers | | Free throws | | Rebounds | | | | PF A TO BLK STL PTS AVG | | | | | | | |
|----------------|------------|----|-------|--------|------|------------|------|-------------|-------|----------|-----|-----|-----|-------------------------|---|----|-----|-----|-----|-----|--|
| | | | | FG-FGA | PCT | 3FG-3FGA | PCT | FT-FTA | PCT | OFF | DEF | TOT | AVG | PF | A | TO | BLK | STL | PTS | AVG | |
| Kent St. | 11/17/2022 | | 03:17 | 0-2 | .000 | 0-0 | .000 | 0-0 | .000 | 0 | 0 | 0 | 0.0 | 0 | 1 | 1 | 0 | 0 | 0 | 0.0 | |
| at Little Rock | 11/20/2022 | | 05:04 | 0-1 | .000 | 0-0 | .000 | 2-2 | 1.000 | 0 | 0 | 0 | 0.0 | 2 | 0 | 0 | 0 | 0 | 2 | 1.0 | |
| Totals | | 0 | 08:21 | 0-3 | .000 | 0-0 | .000 | 2-2 | 1.000 | 0 | 0 | 0 | 0.0 | 2 | 1 | 1 | 0 | 0 | 2 | 1.0 | |

Player Averages

| Games Played | Minutes/game | Points/game | FG Pct | 3FG Pct | FT Pct | Rebounds/game | Assists/game | Turnovers/game | Assist/Turnover ratio | Steals/game | Blocks/game |
|--------------|--------------|-------------|--------|---------|--------|---------------|--------------|----------------|-----------------------|-------------|-------------|
| 2 | 4.2 | 1.0 | 0.0 | 0.0 | 100.0 | 0.0 | 0.5 | 0.5 | 1.0 | 0.0 | 0.0 |

CAREER STATISTICS

| | | | | Field Goals | | 3-Point | | F-Throws | | Rebounds | | | | | | | | | | Scoring | |
|---------|------|-------|---------|-------------|------|----------|------|----------|-------|----------|-----|-----|-----|-------|----|----|-----|-----|-----|---------|--|
| SEASON | TEAM | GP-GS | MIN/AVG | FG-FGA | FG% | 3FG-3FGA | 3FG% | FT-FTA | FT% | OFF | DEF | TOT | AVG | PF-FO | A | TO | BLK | STL | PTS | AVG | |
| 2019-20 | Ark | 14-0 | 50/3.6 | 8-16 | .500 | 3-9 | .333 | 1-1 | 1.000 | 0 | 0 | 0 | 0.0 | 8-0 | 2 | 8 | 0 | 0 | 20 | 1.4 | |
| 2020-21 | Ark | 7-0 | 45/6.4 | 3-7 | .429 | 3-6 | .500 | 3-3 | 1.000 | 0 | 2 | 2 | 0.3 | 2-0 | 5 | 3 | 0 | 2 | 12 | 1.7 | |
| 2021-22 | Ark | 14-0 | 38/2.7 | 0-4 | .000 | 0-2 | .000 | 1-2 | .500 | 0 | 2 | 2 | 0.1 | 3-0 | 2 | 2 | 0 | 1 | 1 | 0.1 | |
| 2022-23 | Ark | 2-0 | 8/4.2 | 0-3 | .000 | 0-0 | .000 | 2-2 | 1.000 | 0 | 0 | 0 | 0.0 | 2-0 | 1 | 1 | 0 | 0 | 2 | 1.0 | |
| TOTAL | | 37-0 | 142/3.8 | 11-30 | .367 | 6-17 | .353 | 7-8 | .875 | 0 | 4 | 4 | 0.1 | 15-0 | 10 | 14 | 0 | 3 | 35 | 0.9 | |



24 Jersey Wolfenbarger | So. | 6-5 | G/F | Fort Smith, Ark. (Northside HS)

WOLFENBARGER BENCHMARK STATS

| | | | |
|-----------|-----|----------------|-----------|
| Points | 7 | at UAPB | 11-7-22 |
| FG Made | 2 | at Little Rock | 11-20-22* |
| FG Att. | 7 | at UAPB | 11-7-22 |
| 3FG Made | 1 | at Little Rock | 11-20-22* |
| 3FG Att. | 3 | vs. UCA | 11-11-22 |
| FT Made | 3 | at UAPB | 11-7-22 |
| FT Att. | 4 | at UAPB | 11-7-22 |
| Off. Reb. | 4 | at UAPB | 11-7-22 |
| Def. Reb. | 5 | vs. Kent State | 11-17-22 |
| Rebounds | 7 | at UAPB | 11-7-22 |
| Assists | 1 | at Little Rock | 11-20-22 |
| Blocks | N/A | | |
| Steals | 1 | vs. Kent State | 11-17-22* |
| Minutes | 21 | at UAPB | 11-7-22 |

| | | | |
|-----------|----|-----------------|-----------|
| Points | 16 | vs. UCA | 12-18-21* |
| FG Made | 7 | vs. UCA | 12-18-21 |
| FG Att. | 14 | vs. #25 Georgia | 2-24-22 |
| 3FG Made | 3 | at #7 Tennessee | 1-31-22* |
| 3FG Att. | 11 | at #7 Tennessee | 1-31-22 |
| FT Made | 3 | at UAPB | 11-7-22* |
| FT Att. | 6 | at Florida | 2-17-22* |
| Off. Reb. | 4 | at UAPB | 11-7-22* |
| Def. Reb. | 8 | at Missouri | 2-13-22 |
| Rebounds | 11 | at Missouri | 2-13-22 |
| Assists | 4 | vs. #12 LSU | 1-27-22 |
| Blocks | 3 | vs. #1 SC | 3-4-22 |
| Steals | 3 | vs. Missouri | 3-3-22* |
| Minutes | 34 | vs. Creighton | 12-21-21 |

| | | | |
|-----------|----|-----------------|----------|
| Points | 13 | at Miss. State | 2-27-22 |
| FG Made | 6 | at Miss. State | 2-27-22* |
| FG Att. | 14 | vs. #25 Georgia | 2-24-22 |
| 3FG Made | 3 | at #7 Tennessee | 1-31-22* |
| 3FG Att. | 11 | at #7 Tennessee | 1-31-22 |
| FT Made | 3 | vs. Missouri | 3-3-22* |
| FT Att. | 6 | at Florida | 2-17-22 |
| Off. Reb. | 3 | at Texas A&M | 2-3-22 |
| Def. Reb. | 8 | at Missouri | 2-13-22 |
| Rebounds | 11 | at Missouri | 2-13-22 |
| Assists | 4 | vs. #12 LSU | 1-27-22 |
| Blocks | 3 | vs. #1 SC | 3-4-22 |
| Steals | 3 | vs. Missouri | 3-3-22* |
| Minutes | 30 | at Missouri | 2-13-22 |

| Stat | 21-22 | 22-23 | Career |
|--------------------|-------|-------|--------|
| Double Figure Pts | 12 | - | 12 |
| Double Figure Rebs | 2 | - | 2 |
| Double-Doubles | 2 | - | 2 |
| 5+ Assists | - | - | - |
| 5+ Blocks | - | - | - |
| 5+ Steals | - | - | - |
| Led Team in Pts | - | - | - |
| Led Team in Reb | 4 | - | 4 |
| 20+ Points | - | - | - |
| 30+ Points | - | - | - |

* Most Recent

GAME NOTES

- Recorded six points and five rebounds at Little Rock
- Came off the bench at UAPB to finish with seven points and seven rebounds
- Tabbed to the SEC All-Freshman team
- Registered back-to-back double-doubles (at Missouri, 12p-11r and at Texas A&M, 12p-10r)
- Started in all SEC games she appeared in, drawing the start in 23 total games as a freshman
- Averaged 7.5 points, 4.3 rebounds, 1.1 assists and 0.9 blocks per game in her first season
- No. 7 overall recruit, and No. 1 wing player in the ESPN HoopGurlz 2021 recruiting rankings at the time of her signing and a consensus five-star player out of Northside High School
- Arkansas' first McDonald's All-American signee since 2016
- One of five finalists for the Jersey Mike's Naismith High School Player of the Year Award
- Arkansas' Gatorade Player of the year in 2020 and 2021

WHO IS JERSEY WOLFENBARGER?

- Started playing when she was 5 at a local rec team in Missouri and her parents coached her
- Most proud accomplishments in basketball are playing for Team USA at the Fiba World Championship and being a Razorback
- Her favorite thing about last season was Coach Todd saying his favorite thing about freshmen is they become sophomores
- Chose Arkansas because of the genuine coaching staff and to play for one of the best fanbases in the SEC
- Loves all thing natural like hiking, swimming and anything outdoors

#24 WOLFENBARGER, Jersey

| Opponent | Date | GS | MIN | Total | | 3-Pointers | | Free throws | | Rebounds | | | | PF | | A | | BLK | | STL | | PTS | | AVG |
|--------------------|------------|----|----------------|-------------|-------------|------------|-------------|-------------|-------------|----------|-----------|-----------|------------|----------|----------|----------|----------|----------|-----------|------------|---|-----|---|-----|
| | | | | FG-FGA | PCT | 3FG-3FGA | PCT | FT-FTA | PCT | OFF | DEF | TOT | AVG | P | A | T | O | B | L | S | T | P | A | |
| at Ark.-Pine Bluff | 11/07/2022 | | 20:37 | 2-7 | .286 | 0-0 | .000 | 3-4 | .750 | 4 | 3 | 7 | 7.0 | 1 | 0 | 2 | 0 | 1 | 7 | 7.0 | | | | |
| Central Ark. | 11/11/2022 | | 20:20 | 2-6 | .333 | 1-3 | .333 | 0-1 | .000 | 0 | 1 | 1 | 4.0 | 2 | 0 | 0 | 0 | 0 | 5 | 6.0 | | | | |
| Tulsa | 11/14/2022 | | 10:31 | 1-3 | .333 | 0-2 | .000 | 0-0 | .000 | 0 | 0 | 0 | 2.7 | 2 | 0 | 0 | 0 | 0 | 2 | 4.7 | | | | |
| Kent St. | 11/17/2022 | | 18:13 | 2-6 | .333 | 0-2 | .000 | 0-0 | .000 | 1 | 5 | 6 | 3.5 | 1 | 0 | 0 | 0 | 1 | 4 | 4.5 | | | | |
| at Little Rock | 11/20/2022 | | 17:05 | 2-6 | .333 | 1-2 | .500 | 1-2 | .500 | 1 | 4 | 5 | 3.8 | 1 | 1 | 0 | 0 | 0 | 6 | 4.8 | | | | |
| Totals | | | 0 86:46 | 9-28 | .321 | 2-9 | .222 | 4-7 | .571 | 6 | 13 | 19 | 3.8 | 7 | 1 | 2 | 0 | 2 | 24 | 4.8 | | | | |

Player Averages

| Games Played | Minutes/game | Points/game | FG Pct | 3FG Pct | FT Pct | Rebounds/game | Assists/game | Turnovers/game | Assist/Turnover ratio | Steals/game | Blocks/game |
|--------------|--------------|-------------|--------|---------|--------|---------------|--------------|----------------|-----------------------|-------------|-------------|
| 5 | 17.4 | 4.8 | 32.1 | 22.2 | 57.1 | 3.8 | 0.2 | 0.4 | 0.5 | 0.4 | 0.0 |

CAREER STATISTICS

| SEASON TEAM | GP-GS | MIN/AVG | Field Goals | | 3-Point | | F-Throws | | Rebounds | | | | Scoring | |
|--------------|--------------|-----------------|---------------|-------------|--------------|-------------|--------------|-------------|-----------|------------|------------|------------|-------------|----------------|
| | | | FG-FGA | FG% | 3FG-3FGA | 3FG% | FT-FTA | FT% | OFF | DEF | TOT | AVG | PF-FO | PTS AVG |
| 2021-22 Ark | 30-23 | 666/22.2 | 87-215 | .405 | 17-70 | .243 | 34-71 | .479 | 37 | 93 | 130 | 4.3 | 76-2 | 225 7.5 |
| 2022-23 Ark | 5-0 | 87/17.4 | 9-28 | .321 | 2-9 | .222 | 4-7 | .571 | 6 | 13 | 19 | 3.8 | 7-0 | 24 4.8 |
| TOTAL | 35-23 | 753/21.5 | 96-243 | .395 | 19-79 | .241 | 38-78 | .487 | 43 | 106 | 149 | 4.3 | 83-2 | 249 7.1 |



30 Maryam Dauda | R-Fr. | 6-4 | F | Bentonville, Ark. (Bentonville HS)

DAUDA BENCHMARK STATS

2021-22 SEASON HIGHS

| | | | |
|-----------|----|----------------|-----------|
| Points | 10 | vs. UCA | 11-11-22 |
| FG Made | 4 | vs. UCA | 11-11-22 |
| FG Att. | 6 | vs. UCA | 11-11-22 |
| 3FG Made | 1 | at Little Rock | 11-20-22* |
| 3FG Att. | 2 | vs. Tulsa | 11-14-22 |
| FT Made | 2 | vs. Kent State | 11-17-22* |
| FT Att. | 4 | vs. Kent State | 11-17-22* |
| Off. Reb. | 3 | vs. UCA | 11-11-22 |
| Def. Reb. | 3 | at Little Rock | 11-20-22* |
| Rebounds | 5 | vs. Kent State | 11-17-22* |
| Assists | 2 | at Little Rock | 11-20-22 |
| Blocks | 1 | at Little Rock | 11-20-22* |
| Steals | 1 | at Little Rock | 11-20-22* |
| Minutes | 19 | vs. Kent State | 11-17-22 |

CAREER HIGHS

| | | | |
|-----------|----|----------------|-----------|
| Points | 10 | vs. UCA | 11-11-22 |
| FG Made | 4 | vs. UCA | 11-11-22 |
| FG Att. | 6 | vs. UCA | 11-11-22 |
| 3FG Made | 1 | at Little Rock | 11-20-22* |
| 3FG Att. | 2 | vs. Tulsa | 11-14-22 |
| FT Made | 2 | vs. Kent State | 11-17-22* |
| FT Att. | 4 | vs. Kent State | 11-17-22* |
| Off. Reb. | 3 | vs. UCA | 11-11-22 |
| Def. Reb. | 3 | at Little Rock | 11-20-22* |
| Rebounds | 5 | vs. Kent State | 11-17-22* |
| Assists | 2 | at Little Rock | 11-20-22 |
| Blocks | 1 | at Little Rock | 11-20-22* |
| Steals | 1 | at Little Rock | 11-20-22* |
| Minutes | 19 | vs. Kent State | 11-17-22 |

2021-22 SEC HIGHS

N/A

NOTABLES

| Stat | 21-22 | 22-23 | Career |
|--------------------|-------|-------|--------|
| Double Figure Pts | - | 1 | 1 |
| Double Figure Rebs | - | - | - |
| Double-Doubles | - | - | - |
| 5 + Assists | - | - | - |
| 5 + Blocks | - | - | - |
| 5 + Steals | - | - | - |
| Led Team in Pts | - | - | - |
| Led Team in Reb | - | - | - |
| 20 + Points | - | - | - |
| 30+ Points | - | - | - |

GAME NOTES

- Logged seven points, four rebounds, as well as a block and steal at Little Rock
- Earned 10 points, five rebounds and a block and steal versus UCA for her first double-digit scoring game
- Sat out during the 2021-22 season, recovering from ACL injury
- The 13th ranked player and top ranked post player in the ESPN HoopGurlz 2021 recruiting rankings at the time of her signing
- Consensus five star recruit out of Bentonville High School
- McDonald's All-American in 2021
- Naismith High School Player of the Year Semifinalist following her senior season
- Four-time All-Conference selection and three-time All-State selection

WHO IS MARYAM DAUDA?

- Majoring in international business
- Born in Nigeria and moved to the U.S. when she was 12
- Father played professional basketball in Belgium
- Favorite pair of shoes: Air Jordan 11 'Cool Grey'
- Favorite TV show: Gilmore Girls

#30 DAUDA, Maryam

| Opponent | Date | GS | MIN | Total | | 3-Pointers | | Free throws | | Rebounds | | | | PF | A | TO | BLK | STL | PTS | AVG |
|--------------------|------------|----|-------|--------|------|------------|-------|-------------|------|----------|-----|-----|-----|----|---|----|-----|-----|-----|-----|
| | | | | FG-FGA | PCT | 3FG-3FGA | PCT | FT-FTA | PCT | OFF | DEF | TOT | AVG | | | | | | | |
| at Ark.-Pine Bluff | 11/07/2022 | | 14:30 | 1-3 | .333 | 0-0 | .000 | 2-4 | .500 | 2 | 1 | 3 | 3.0 | 4 | 1 | 1 | 1 | 1 | 4 | 4.0 |
| Central Ark. | 11/11/2022 | | 17:06 | 4-6 | .667 | 0-0 | .000 | 2-3 | .667 | 3 | 2 | 5 | 4.0 | 3 | 0 | 2 | 1 | 1 | 10 | 7.0 |
| Tulsa | 11/14/2022 | | 09:28 | 1-2 | .500 | 1-2 | .500 | 0-0 | .000 | 2 | 1 | 3 | 3.7 | 1 | 0 | 2 | 0 | 0 | 3 | 5.7 |
| Kent St. | 11/17/2022 | | 18:58 | 2-5 | .400 | 0-0 | .000 | 2-4 | .500 | 2 | 3 | 5 | 4.0 | 3 | 1 | 2 | 0 | 0 | 6 | 5.8 |
| at Little Rock | 11/20/2022 | | 14:55 | 3-5 | .600 | 1-1 | 1.000 | 0-0 | .000 | 1 | 3 | 4 | 4.0 | 4 | 2 | 2 | 1 | 1 | 7 | 6.0 |
| Totals | | 0 | 74:57 | 11-21 | .524 | 2-3 | .667 | 6-11 | .545 | 10 | 10 | 20 | 4.0 | 15 | 4 | 9 | 3 | 3 | 30 | 6.0 |

Player Averages

| Games Played | Minutes/ game | Points/ game | FG Pct | 3FG Pct | FT Pct | Rebounds/ game | Assists/ game | Turnovers/ game | Assist/Turnover ratio | Steals/ game | Blocks/ game |
|--------------|---------------|--------------|--------|---------|--------|----------------|---------------|-----------------|-----------------------|--------------|--------------|
| 5 | 15.0 | 6.0 | 52.4 | 66.7 | 54.5 | 4.0 | 0.8 | 1.8 | 0.4 | 0.6 | 0.6 |

CAREER STATISTICS

| | | | | Field Goals | | 3-Point | | F-Throws | | Rebounds | | | | Scoring | | | | | | |
|---------|------|-------|---------|-------------|------|----------|------|----------|------|----------|-----|-----|-----|---------|---|----|-----|-----|-----|-----|
| SEASON | TEAM | GP-GS | MIN/AVG | FG-FGA | FG% | 3FG-3FGA | 3FG% | FT-FTA | FT% | OFF | DEF | TOT | AVG | PF-FO | A | TO | BLK | STL | PTS | AVG |
| 2022-23 | Ark | 5-0 | 75/15.0 | 11-21 | .524 | 2-3 | .667 | 6-11 | .545 | 10 | 10 | 20 | 4.0 | 15-0 | 4 | 9 | 3 | 3 | 30 | 6.0 |
| TOTAL | | 5-0 | 75/15.0 | 11-21 | .524 | 2-3 | .667 | 6-11 | .545 | 10 | 10 | 20 | 4.0 | 15-0 | 4 | 9 | 3 | 3 | 30 | 6.0 |



34 Chrissy Carr | R-Sr. | 6-1 | G | Eden Prairie, Minn. (Manhattan [Kan.]) | Syracuse

CARR BENCHMARK STATS

2022-23 SEASON HIGHS

| | | | |
|-----------|----|----------------|----------|
| Points | 22 | at Little Rock | 11-20-22 |
| FG Made | 7 | at Little Rock | 11-20-22 |
| FG Att. | 10 | at Little Rock | 11-20-22 |
| 3FG Made | 4 | at Little Rock | 11-20-22 |
| 3FG Att. | 8 | vs. Tulsa | 11-14-22 |
| FT Made | 4 | at Little Rock | 11-20-22 |
| FT Att. | 4 | at Little Rock | 11-20-22 |
| Off. Reb. | 2 | vs. Tulsa | 11-14-22 |
| Def. Reb. | 8 | vs. UCA | 11-11-22 |
| Rebounds | 8 | vs. UCA | 11-11-22 |
| Assists | 1 | vs. Kent State | 11-17-22 |
| Blocks | 1 | vs. Tulsa | 11-14-22 |
| Steals | 1 | vs. UCA | 11-11-22 |
| Minutes | 26 | vs. UCA | 11-11-22 |

CAREER HIGHS

| | | | |
|-------------------|----|-------------------|-----------|
| Points | 31 | vs. TCU^ | 3-1-21 |
| FG Made | 9 | at Kansas^ | 1-23-21 |
| FG Att. | 20 | at West Virginia^ | 3-3-21* |
| 3FG Made | 5 | at West Virginia^ | 3-3-21* |
| 3FG Att. | 13 | at TCU^ | 2-2-20 |
| FT Made | 11 | vs. TCU | 3-1-21 |
| FT Att. | 12 | vs. TCU^ | 3-1-21 |
| Off. Reb. | 4 | at Kansas^ | 1-23-21 |
| Def. Reb. | 10 | vs. Texas Tech^ | 2-24-21 |
| Rebounds | 15 | vs. Morgan St.# | 11-17-21 |
| Assists | 5 | vs. Iowa State^ | 1-28-21 |
| Blocks | 3 | vs. Louisville# | 2-6-22* |
| Steals | 4 | vs. Morgan St.# | 11-17-21* |
| Minutes | 43 | vs. UTRGV^ | 12-28-19 |
| ^ at Kansas State | | # at Syracuse | |

N/A

2021-22 SEC HIGHS

NOTABLES

| Stat | 18-19 | 19-20 | 20-21 | 21-22 | 22-23 | Career |
|--------------------|-------|-------|-------|-------|-------|--------|
| Double Figure Pts | 13 | 13 | 20 | 18 | 3 | 67 |
| Double Figure Rebs | - | - | 2 | 1 | - | 3 |
| Double-Doubles | - | - | 2 | 1 | - | 3 |
| 5+ Assists | - | - | 3 | - | - | 3 |
| 5+ Blocks | - | - | - | - | - | - |
| 5+ Steals | - | - | - | - | - | - |
| Led Team in Pts | 3 | 5 | 9 | 9 | 1 | 27 |
| Led Team in Reb | 2 | - | 6 | 4 | - | 12 |
| 20+ Points | 4 | 4 | 5 | - | 1 | 14 |
| 30+ Points | - | - | 1 | - | - | 1 |

* Most Recent

GAME NOTES

- Logged 22 points off four 3-pointers at Little Rock for her 14th career 20-point game
- Recorded 12 points and four rebounds vs. Kent State
- Fourth in 3-point attempts (29), sixth in 3-pointers per game (2.2) and 10th in 3-point percentage (37.9) in the SEC
- Has tallied 67 double-digit scoring games in her career
- Was third on the team in scoring at Syracuse (11.7 PPG)
- Her best season came in her junior year at Kansas State, averaging 15.2 points, 4.9 rebounds and 1.8 assists per game
- Career-high of 31 points against TCU (3-1-21) marked one of 13 games she has launched 20+ points

WHO IS CHRISSY CARR?

- Wears #34 because it's #43 flipped and it was her dad's (Chris Carr) number in the NBA
- If she feels like she isn't playing well, she'll change her hair at halftime
- Chose Arkansas for family atmosphere and coaches and loved Fayetteville
- Favorite pair of shoes: Nike Dunks
- Favorite TV show: How to Get Away with Murder

#34 CARR, Chrissy

| Opponent | Date | GS | MIN | Total | | 3-Pointers | | Free throws | | Rebounds | | | | PF | | A | | TO | | BLK | | STL | | PTS | | AVG |
|--------------------|------------|----|----------|--------|------|------------|------|-------------|-------|----------|-----|-----|-----|----|---|---|---|----|----|------|---|-----|----|------|--|-----|
| | | | | FG-FGA | PCT | 3FG-3FGA | PCT | FT-FTA | PCT | OFF | DEF | TOT | AVG | | | | | | | | | | | | | |
| at Ark.-Pine Bluff | 11/07/2022 | * | 19:49 | 3-8 | .375 | 2-5 | .400 | 2-2 | 1.000 | 2 | 1 | 3 | 3.0 | 0 | 0 | 0 | 0 | 0 | 0 | 0 | 0 | 0 | 10 | 10.0 | | |
| Central Ark. | 11/11/2022 | * | 25:25 | 2-8 | .250 | 2-6 | .333 | 2-2 | 1.000 | 0 | 8 | 8 | 5.5 | 1 | 0 | 3 | 0 | 1 | 8 | 9.0 | | | | | | |
| Tulsa | 11/14/2022 | * | 22:32 | 1-9 | .111 | 1-8 | .125 | 0-0 | .000 | 2 | 4 | 6 | 5.7 | 0 | 0 | 2 | 1 | 0 | 3 | 7.0 | | | | | | |
| Kent St. | 11/17/2022 | * | 25:55 | 4-7 | .571 | 2-4 | .500 | 2-2 | 1.000 | 0 | 4 | 4 | 5.3 | 2 | 1 | 0 | 0 | 0 | 12 | 8.3 | | | | | | |
| at Little Rock | 11/20/2022 | * | 23:57 | 7-10 | .700 | 4-6 | .667 | 4-4 | 1.000 | 1 | 1 | 2 | 4.6 | 2 | 0 | 2 | 0 | 0 | 22 | 11.0 | | | | | | |
| Totals | | | 5 117:38 | 17-42 | .405 | 11-29 | .379 | 10-10 | 1.000 | 5 | 18 | 23 | 4.6 | 5 | 1 | 7 | 1 | 1 | 55 | 11.0 | | | | | | |

Player Averages

| Games Played | Minutes/game | Points/game | FG Pct | 3FG Pct | FT Pct | Rebounds/game | Assists/game | Turnovers/game | Assist/Turnover ratio | Steals/game | Blocks/game |
|--------------|--------------|-------------|--------|---------|--------|---------------|--------------|----------------|-----------------------|-------------|-------------|
| 5 | 23.5 | 11.0 | 40.5 | 37.9 | 100.0 | 4.6 | 0.2 | 1.4 | 0.1 | 0.2 | 0.2 |

CAREER STATISTICS

| CAREER STATISTICS | | | | | | | | | | | | | | | | | | | | |
|-------------------|--------|---------|-----------|-------------|------|----------|------|----------|-------|----------|-----|-----|-----|---------|-----|-----|-----|-----|------|------|
| SEASON | TEAM | GP-GS | MIN/AVG | Field Goals | | 3-Point | | F-Throws | | Rebounds | | | | Scoring | | | | | | |
| | | | | FG-FGA | FG% | 3FG-3FGA | 3FG% | FT-FTA | FT% | OFF | DEF | TOT | AVG | PF-FO | A | TO | BLK | STL | PTS | AVG |
| 2018-19 | KState | 33-31 | 967/29.3 | 109-339 | .322 | 56-194 | .289 | 51-71 | .718 | 22 | 69 | 91 | 2.8 | 81-1 | 24 | 68 | 14 | 30 | 325 | 9.8 |
| 2019-20 | KState | 29-29 | 796/27.5 | 94-316 | .297 | 55-195 | .282 | 40-56 | .714 | 12 | 69 | 81 | 2.8 | 57-0 | 50 | 66 | 9 | 16 | 283 | 9.8 |
| 2020-21 | KState | 24-24 | 776/32.3 | 127-327 | .388 | 55-157 | .350 | 55-71 | .775 | 18 | 100 | 118 | 4.9 | 50-0 | 43 | 71 | 9 | 12 | 364 | 15.2 |
| 2021-22 | SU | 29-29 | 877/30.2 | 117-322 | .363 | 60-175 | .343 | 44-48 | .917 | 27 | 107 | 134 | 4.6 | 80-1 | 39 | 58 | 18 | 30 | 338 | 11.7 |
| 2022-23 | Ark | 5-5 | 118/23.5 | 17-42 | .405 | 11-29 | .379 | 10-10 | 1.000 | 5 | 18 | 23 | 4.6 | 5-0 | 1 | 7 | 1 | 1 | 55 | 11.0 |
| TOTAL FOR Ark | | 5-5 | 118/23.5 | 17-42 | .405 | 11-29 | .379 | 10-10 | 1.000 | 5 | 18 | 23 | 4.6 | 5-0 | 1 | 7 | 1 | 1 | 55 | 11.0 |
| TOTAL | | 120-118 | 3534/29.4 | 464-1346 | .345 | 237-750 | .316 | 200-256 | .781 | 84 | 363 | 447 | 3.7 | 273-2 | 157 | 270 | 51 | 89 | 1365 | 11.4 |



43 Makayla Daniels | Sr. | 5-8 | G | Frederick, Md. (Frederick HS)

DANIELS BENCHMARK STATS

2022-23 SEASON HIGHS

| | | | |
|-----------|----|----------------|-----------|
| Points | 19 | vs. Tulsa | 11-14-22 |
| FG Made | 6 | vs. Tulsa | 11-14-22 |
| FG Att. | 19 | vs. Tulsa | 11-14-22 |
| 3FG Made | 4 | vs. Tulsa | 11-14-22 |
| 3FG Att. | 9 | vs. Tulsa | 11-14-22 |
| FT Made | 4 | at UAPB | 11-7-22 |
| FT Att. | 6 | vs. UCA | 11-11-22 |
| Off. Reb. | 4 | vs. Tulsa | 11-14-22 |
| Def. Reb. | 5 | vs. Tulsa | 11-14-22* |
| Rebounds | 9 | vs. Tulsa | 11-14-22 |
| Assists | 5 | vs. Kent State | 11-17-22 |
| Blocks | 1 | vs. Kent State | 11-17-22 |
| Steals | 4 | vs. Kent State | 11-17-22* |
| Minutes | 37 | vs. Tulsa | 11-14-22 |

CAREER HIGHS

| | | | |
|-----------|----|------------------|-----------|
| Points | 34 | vs. Creighton | 12-21-21 |
| FG Made | 11 | vs. Creighton | 12-21-21* |
| FG Att. | 19 | vs. Tulsa | 11-14-22 |
| 3FG Made | 6 | vs. Oral Roberts | 11-14-19 |
| 3FG Att. | 9 | vs. Tulsa | 11-14-22 |
| FT Made | 8 | vs. Belmont | 11-20-19 |
| FT Att. | 10 | vs. Belmont | 11-20-19 |
| Off. Reb. | 5 | at Vanderbilt | 1-6-22 |
| Def. Reb. | 11 | vs. Missouri | 3-3-22 |
| Rebounds | 14 | vs. Missouri | 3-3-22 |
| Assists | 7 | at SMU | 12-9-20 |
| Blocks | 1 | vs. Kent State | 11-17-22* |
| Steals | 6 | vs. UCA | 12-18-21 |
| Minutes | 43 | vs. Missouri | 3-3-22 |

2021-22 SEC HIGHS

| | | | |
|-----------|----|---------------|----------|
| Points | 21 | vs. Georgia | 2-24-22 |
| FG Made | 8 | vs. Florida | 1-26-20 |
| FG Att. | 17 | vs. Missouri | 3-3-22 |
| 3FG Made | 3 | vs. LSU | 1-27-22* |
| 3FG Att. | 9 | at Tennessee | 1-7-21 |
| FT Made | 7 | vs. LSU | 1-27-22 |
| FT Att. | 8 | vs. LSU | 1-27-22 |
| Off. Reb. | 5 | at Vanderbilt | 1-6-22 |
| Def. Reb. | 11 | vs. Missouri | 3-3-22 |
| Rebounds | 14 | vs. Missouri | 3-3-22 |
| Assists | 5 | vs. Auburn | 3-5-20* |
| Blocks | 1 | at Auburn | 2-25-21* |
| Steals | 4 | vs. Texas A&M | 1-10-21* |
| Minutes | 43 | vs. Missouri | 3-3-22 |

NOTABLES

| Stat | 19-20 | 20-21 | 21-22 | 22-23 | Career |
|--------------------|-------|-------|-------|-------|--------|
| Double Figure Pts | 10 | 18 | 17 | 3 | 48 |
| Double Figure Rebs | - | - | 1 | - | 1 |
| Double-Doubles | - | - | 1 | - | 1 |
| 5+ Assists | 3 | 2 | 6 | 1 | 12 |
| 5+ Blocks | - | - | - | - | - |
| 5+ Steals | 1 | - | 1 | - | 2 |
| Led Team in Pts | 3 | 1 | 8 | - | 12 |
| Led Team in Reb | - | 1 | 7 | - | 8 |
| 20+ Points | 2 | 1 | 5 | - | 8 |
| 30+ Points | - | - | 2 | - | 2 |

* Most Recent

GAME NOTES

- Coming off 12 points, going 3-of-4 from 3-point with four assists at Little Rock
- Had near double-double of 19 points and nine rebounds vs. Tulsa
- Her 19 field goal attempts at Tulsa is the most in the league this season
- Climbed up to a tie for No. 27 on the all-time scoring list (1,072) and 20 in assists (233)
- After 18 points vs. Utah in NCAA, ended 2021-22 with 17 double-digit scoring games
- No. 5 in assist/to ratio (2.4) and seventh in 3-pointers per game (2.0) in the SEC
- Leading returning scorer (14.0 PPG) and rebounder (5.3 RPG) from the 2021-22 team
- Became the 31st member of the 1,000-point club after reaching the milestone in the Hogs' tournament game against Utah
- Registered her first career double-double against Mizzou in the SECT (13 points, 14 rebounds)
- Dropped a career-best 34 points against Creighton, her second 30+ point game of 2021-22
- Has started in all 93 collegiate games she has appeared in

WHO IS MAKAYLA DANIELS?

- Graduated college in three years
- Lived in Japan for seven years, as well as Arizona, North Carolina and Maryland
- Played with Saylor Poffenbarger's brother in AAU for a stint
- Wears #43 because 4+3=7 and 7 is her favorite number
- One of the most interesting things about her is she loves piercings
- Favorite part about playing in Bud Walton Arena: the Hog Call

#43 DANIELS, Makayla

| Opponent | Date | GS | MIN | Total | | 3-Pointers | | Free throws | | Rebounds | | | | PF | A | TO | BLK | STL | PTS | AVG |
|--------------------|------------|----|----------|--------|------|------------|------|-------------|------|----------|-----|-----|-----|----|----|----|-----|-----|-----|------|
| | | | | FG-FGA | PCT | 3FG-3FGA | PCT | FT-FTA | PCT | OFF | DEF | TOT | AVG | | | | | | | |
| at Ark.-Pine Bluff | 11/07/2022 | * | 23:11 | 0-5 | .000 | 0-0 | .000 | 4-5 | .800 | 1 | 5 | 6 | 6.0 | 1 | 1 | 2 | 0 | 1 | 4 | 4.0 |
| Central Ark. | 11/11/2022 | * | 24:18 | 5-8 | .625 | 1-2 | .500 | 3-6 | .500 | 0 | 2 | 2 | 4.0 | 0 | 4 | 0 | 0 | 4 | 14 | 9.0 |
| Tulsa | 11/14/2022 | * | 36:43 | 6-19 | .316 | 4-9 | .444 | 3-4 | .750 | 4 | 5 | 9 | 5.7 | 1 | 3 | 2 | 0 | 0 | 19 | 12.3 |
| Kent St. | 11/17/2022 | * | 24:02 | 3-6 | .500 | 2-3 | .667 | 1-3 | .333 | 1 | 1 | 2 | 4.8 | 3 | 5 | 2 | 1 | 4 | 9 | 11.5 |
| at Little Rock | 11/20/2022 | * | 22:29 | 3-4 | .750 | 3-4 | .750 | 3-4 | .750 | 1 | 2 | 3 | 4.4 | 2 | 4 | 1 | 0 | 1 | 12 | 11.6 |
| Totals | | | 5 130:43 | 17-42 | .405 | 10-18 | .556 | 14-22 | .636 | 7 | 15 | 22 | 4.4 | 7 | 17 | 7 | 1 | 10 | 58 | 11.6 |

Player Averages

| Games Played | Minutes/game | Points/game | FG Pct | 3FG Pct | FT Pct | Rebounds/game | Assists/game | Turnovers/game | Assist/Turnover ratio | Steals/game | Blocks/game |
|--------------|--------------|-------------|--------|---------|--------|---------------|--------------|----------------|-----------------------|-------------|-------------|
| 5 | 26.1 | 11.6 | 40.5 | 55.6 | 63.6 | 4.4 | 3.4 | 1.4 | 2.4 | 2.0 | 0.2 |

CAREER STATISTICS

| | | | Field Goals | | 3-Point | | F-Throws | | Rebounds | | | | | | | | Scoring | | | | |
|---------|------|-------|-------------|------|---------|------|----------|------|----------|------|-----|-----|-----|-----|-------|-----|---------|-----|-----|------|------|
| SEASON | TEAM | GP-GS | MIN | AVG | FG-FGA | FG% | 3FG-3FGA | 3FG% | FT-FTA | FT% | OFF | DEF | TOT | AVG | PF-FO | A | TO | BLK | STL | PTS | AVG |
| 2019-20 | Ark | 32-32 | 720 | 22.5 | 107-216 | .495 | 25-56 | .446 | 60-77 | .779 | 7 | 48 | 55 | 1.7 | 67-1 | 77 | 44 | 2 | 45 | 299 | 9.3 |
| 2020-21 | Ark | 28-28 | 801 | 28.6 | 101-256 | .395 | 44-120 | .367 | 78-97 | .804 | 9 | 74 | 83 | 3.0 | 75-2 | 61 | 43 | 4 | 41 | 324 | 11.6 |
| 2021-22 | Ark | 28-28 | 845 | 30.2 | 126-307 | .410 | 40-136 | .294 | 99-125 | .792 | 51 | 98 | 149 | 5.3 | 74-1 | 78 | 42 | 4 | 50 | 391 | 14.0 |
| 2022-23 | Ark | 5-5 | 131 | 26.1 | 17-42 | .405 | 10-18 | .556 | 14-22 | .636 | 7 | 15 | 22 | 4.4 | 7-0 | 17 | 7 | 1 | 10 | 58 | 11.6 |
| TOTAL | | 93-93 | 2497 | 26.8 | 351-821 | .428 | 119-330 | .361 | 251-321 | .782 | 74 | 235 | 309 | 3.3 | 223-4 | 233 | 136 | 11 | 146 | 1072 | 11.5 |



55 Emrie Ellis | So. | 6-3 | F | Vanoss, Okla. | Vanoss HS

ELLIS BENCHMARK STATS

2022-23 SEASON HIGHS

| | | | |
|-----------|-----|----------------|-----------|
| Points | 5 | at Little Rock | 11-20-22 |
| FG Made | 2 | at Little Rock | 11-20-22 |
| FG Att. | 3 | at Little Rock | 11-20-22 |
| 3FG Made | 1 | at Little Rock | 11-20-22 |
| 3FG Att. | 1 | at Little Rock | 11-20-22* |
| FT Made | N/A | | |
| FT Att. | N/A | | |
| Off. Reb. | 1 | vs. UCA | 11-11-22 |
| Def. Reb. | 3 | vs. UCA | 11-11-22 |
| Rebounds | 4 | vs. UCA | 11-11-22 |
| Assists | N/A | | |
| Blocks | N/A | | |
| Steals | 1 | at UAPB | 11-7-22 |
| Minutes | 15 | at UAPB | 11-7-22 |

CAREER HIGHS

| | | | |
|-----------|----|----------------|----------|
| Points | 11 | vs. Auburn | 2-10-22 |
| FG Made | 4 | vs. Auburn | 2-10-22 |
| FG Att. | 7 | vs. Auburn | 2-10-22* |
| 3FG Made | 1 | at Little Rock | 11-20-22 |
| 3FG Att. | 3 | vs. 1/1 SC | 1-17-22* |
| FT Made | 3 | vs. Auburn | 2-10-22 |
| FT Att. | 4 | vs. Auburn | 2-10-22 |
| Off. Reb. | 3 | at Missouri | 2-13-22 |
| Def. Reb. | 5 | at Missouri | 2-13-22 |
| Rebounds | 8 | at Missouri | 2-13-22 |
| Assists | 2 | at Vanderbilt | 1-6-22* |
| Blocks | 5 | vs. UAPB | 11-12-21 |
| Steals | 1 | at UAPB | 11-7-22* |
| Minutes | 27 | vs. Auburn | 2-10-22 |

2021-22 SEC HIGHS

| | | | |
|-----------|----|----------------|----------|
| Points | 11 | vs. Auburn | 2-10-22 |
| FG Made | 4 | vs. Auburn | 2-10-22 |
| FG Att. | 7 | vs. Auburn | 2-10-22* |
| 3FG Made | 1 | vs. 1/1 SC | 1-17-22 |
| 3FG Att. | 3 | vs. 1/1 SC | 1-17-22 |
| FT Made | 3 | vs. Auburn | 2-10-22 |
| FT Att. | 4 | vs. Auburn | 2-10-22 |
| Off. Reb. | 3 | at Missouri | 2-13-22 |
| Def. Reb. | 5 | at Missouri | 2-13-22 |
| Rebounds | 8 | at Missouri | 2-13-22 |
| Assists | 2 | vs. Vanderbilt | 1-6-22* |
| Blocks | 2 | vs. Auburn | 2-10-22 |
| Steals | 1 | at Alabama | 1-20-22 |
| Minutes | 27 | vs. Auburn | 2-10-22 |

NOTABLES

| Stat | 21-22 | 22-23 | Career |
|--------------------|-------|-------|--------|
| Double Figure Pts | 1 | - | 1 |
| Double Figure Rebs | - | - | - |
| Double-Doubles | - | - | - |
| 5+ Assists | - | - | - |
| 5+ Blocks | 1 | - | 1 |
| 5+ Steals | - | - | - |
| Led Team in Pts | - | - | - |
| Led Team in Reb | - | - | - |
| 20+ Points | - | - | - |
| 30+ Points | - | - | - |

* Most Recent

GAME NOTES

- Registered a season-high five points at Little Rock after going 2-of-3 from the field
- Has played 8+ minutes in each of her four game appearances this season
- Blocked five shots against UAPB, the most by a freshman Hog since 2014
- Played in 27 games off the bench in her debut season
- Best performance came against Auburn, tallying 11 points and five boards in 27 minutes
- No. 48 overall recruit in ASGR's 2021 recruiting rankings
- VYPE Top 100 in all four of her high school seasons
- Led the state of Oklahoma in rebounds & blocks in 2018

WHO IS EMRIE ELLIS?

- Majoring in recreation and sport management
- Wears #55 because it was her dad's number
- Favorite thing to do in Fayetteville: swim or go to the lake
- Favorite game from last season: the team's win over Auburn
- Would tell people she wanted to be a nurse when she grew up

#55 ELLIS, Emrie

| Opponent | Date | GS | MIN | Total FG-FGA | PCT | 3-Pointers 3FG-3FGA | PCT | Free throws FT-FTA | PCT | Rebounds OFF DEF TOT AVG | PF | A | TO | BLK | STL | PTS | AVG |
|--------------------|------------|----|----------------|--------------|-------------|---------------------|-------------|--------------------|-------------|--------------------------|----------|----------|----------|----------|----------|----------|------------|
| at Ark.-Pine Bluff | 11/07/2022 | | 15:24 | 0-2 | .000 | 0-0 | .000 | 0-0 | .000 | 0 2 2 2.0 | 2 | 0 | 0 | 0 | 1 | 0 | 0.0 |
| Central Ark. | 11/11/2022 | | 12:53 | 0-1 | .000 | 0-1 | .000 | 0-0 | .000 | 1 3 4 3.0 | 0 | 0 | 0 | 0 | 0 | 0 | 0.0 |
| Kent St. | 11/17/2022 | | 08:43 | 0-2 | .000 | 0-1 | .000 | 0-0 | .000 | 0 1 1 2.3 | 1 | 0 | 0 | 0 | 0 | 0 | 0.0 |
| at Little Rock | 11/20/2022 | | 12:49 | 2-3 | .667 | 1-1 | 1.000 | 0-0 | .000 | 0 2 2 2.3 | 3 | 0 | 3 | 0 | 0 | 5 | 1.3 |
| Totals | | | 0 49:49 | 2-8 | .250 | 1-3 | .333 | 0-0 | .000 | 1 8 9 2.3 | 6 | 0 | 3 | 0 | 1 | 5 | 1.3 |

Player Averages

| Games Played | Minutes/game | Points/game | FG Pct | 3FG Pct | FT Pct | Rebounds/game | Assists/game | Turnovers/game | Assist/Turnover ratio | Steals/game | Blocks/game |
|--------------|--------------|-------------|--------|---------|--------|---------------|--------------|----------------|-----------------------|-------------|-------------|
| 4 | 12.5 | 1.3 | 25.0 | 33.3 | 0.0 | 2.3 | 0.0 | 0.8 | | 0.0 | 0.3 |

CAREER STATISTICS

| | | | | Field Goals | | 3-Point | | F-Throws | | Rebounds | | | | | | | | | Scoring | |
|---------|------|-------|----------|-------------|------|----------|------|----------|------|----------|-----|-----|-----|-------|----|----|-----|-----|---------|-----|
| SEASON | TEAM | GP-GS | MIN/AVG | FG-FGA | FG% | 3FG-3FGA | 3FG% | FT-FTA | FT% | OFF | DEF | TOT | AVG | PF-FO | A | TO | BLK | STL | PTS | AVG |
| 2021-22 | Ark | 27-0 | 293/10.9 | 33-85 | .388 | 3-24 | .125 | 9-13 | .692 | 19 | 37 | 56 | 2.1 | 40-1 | 15 | 22 | 22 | 2 | 78 | 2.9 |
| 2022-23 | Ark | 4-0 | 50/12.5 | 2-8 | .250 | 1-3 | .333 | 0-0 | .000 | 1 | 8 | 9 | 2.3 | 6-0 | 0 | 3 | 0 | 1 | 5 | 1.3 |
| TOTAL | | 31-0 | 343/11.1 | 35-93 | .376 | 4-27 | .148 | 9-13 | .692 | 20 | 45 | 65 | 2.1 | 46-1 | 15 | 25 | 22 | 3 | 83 | 2.7 |

#SIDEBYSIDE



Official Basketball Box Score - Final
Arkansas at Ark.-Pine Bluff
11/07/22 H.O. Clemmons Arena, Pine Bluff
2022-23 Women's Basketball

Game Time: 6:00 PM
Game Duration: 4:04
Attendance: 3,128

Officials: Eric Baker, LaShonda Kidd, Randy Robertson

Arkansas - 70

Record: 2-9

| NO. Name | Min | FG M-A | 3P M-A | FT M-A | Rebounds OR DR TOT | Fouls PF FD | TP | AS | TO | ST | Blocks BS BA | +/- |
|------------------------|---------|-----------|-----------|-----------|-----------------------|----------------|----|----|----|--------|-----------------|------|
| 4 Erynn Barnum | F 25:04 | 6-14 | 0-0 | 3-13 | 6 5 11 | 2 9 | 15 | 1 | 2 | 4 | 0 | 2 18 |
| 0 Saylor Poffenbarger | G 27:35 | 3-14 | 2-9 | 3-6 | 2 6 8 | 1 4 | 11 | 2 | 2 | 0 | 1 1 23 | |
| 2 Samara Spencer | G 31:00 | 6-16 | 1-7 | 2-8 | 0 4 4 | 4 4 | 15 | 4 | 1 | 0 | 0 0 18 | |
| 34 Chrissy Carr | G 19:49 | 3-8 | 2-5 | 2-2 | 2 1 3 | 0 1 | 10 | 0 | 0 | 0 0 | 0 0 23 | |
| 43 Makayla Daniels | G 23:11 | 0-5 | 0-0 | 4-5 | 1 5 6 | 1 6 | 4 | 1 | 2 | 1 | 0 1 29 | |
| 11 Rylee Langerman | 22:50 | 1-1 | 0-0 | 2-4 | 4 2 6 | 3 3 | 4 | 0 | 2 | 4 | 0 0 0 | |
| 24 Jersey Wollenbarger | 20:37 | 2-7 | 0-0 | 3-4 | 4 3 7 | 1 2 | 7 | 0 | 2 | 1 | 0 0 -2 | |
| 30 Maryam Dauda | 14:30 | 1-3 | 0-0 | 2-4 | 2 1 3 | 4 2 | 4 | 1 | 1 | 1 | 0 0 1 | |
| 55 Emrie Ellis | 15:24 | 0-2 | 0-0 | 0-0 | 0 2 2 | 2 0 | 0 | 0 | 0 | 1 | 0 1 -10 | |
| Team | | | | | 3 3 6 | | 0 | 0 | | | | |
| Totals | | 22-70 | 5-21 | 21-46 | 24 32 56 | 18 31 70 | 9 | 12 | 12 | 2 5 20 | | |

Technical Fouls: NONE

| Shooting By Period | | |
|---------------------|-------|-------|
| 1 st FG% | 6-16 | 37.5% |
| 3PT% | 2-8 | 25.0% |
| FT% | 1-6 | 16.7% |
| 2 nd FG% | 9-24 | 37.5% |
| 3PT% | 3-5 | 60.0% |
| FT% | 6-15 | 40% |
| 3 rd FG% | 5-13 | 38.5% |
| 3PT% | 0-2 | 0.0% |
| FT% | 9-17 | 52.9% |
| 4 th FG% | 2-17 | 11.8% |
| 3PT% | 0-6 | 0.0% |
| FT% | 5-8 | 62.5% |
| GM FG% | 22-70 | 31.4% |
| 3PT% | 5-21 | 23.8% |
| FT% | 21-46 | 45.7% |

Dead Ball Rebounds: 13, 0

Ark.-Pine Bluff - 50

Record: 0-2

| NO. Name | Min | FG M-A | 3P M-A | FT M-A | Rebounds OR DR TOT | Fouls PF FD | TP | AS | TO | ST | Blocks BS BA | +/- |
|------------------------|---------|-----------|-----------|-----------|-----------------------|----------------|----|----|----|-------|-----------------|-----|
| 23 Maori Davenport | C 27:57 | 3-10 | 0-1 | 9-13 | 6 8 14 | 3 7 | 15 | 2 | 4 | 3 | 2 1 2 | |
| 2 Shayla Boule | G 18:12 | 2-2 | 0-0 | 1-4 | 1 1 2 | 4 3 | 5 | 0 | 3 | 0 | 0 0 1 | |
| 5 Jelissa Reese | G 17:06 | 1-4 | 0-1 | 2-2 | 0 3 3 | 4 2 | 4 | 0 | 0 | 0 0 | 0 0 -23 | |
| 15 Coriah Beck | G 30:06 | 3-12 | 1-5 | 1-2 | 0 2 2 | 3 1 | 8 | 0 | 3 | 0 | 0 0 -13 | |
| 24 Raziya Potter | G 25:38 | 3-10 | 0-1 | 0-2 | 2 2 4 | 1 4 | 6 | 2 | 4 | 0 1 1 | -11 | |
| 21 Takaylyn Busby | 12:53 | 0-1 | 0-1 | 0-0 | 1 3 4 | 1 0 | 0 | 0 | 1 | 0 0 | 0 0 -12 | |
| 54 Maya Peat | 14:53 | 0-4 | 0-2 | 0-2 | 1 3 4 | 3 1 | 0 | 0 | 4 | 0 1 | 0 0 -19 | |
| 3 Demetria Shephard | 12:07 | 1-6 | 1-3 | 0-0 | 0 2 2 | 3 0 | 3 | 0 | 0 | 0 0 | 0 0 -14 | |
| 11 Tia Morgan | 17:08 | 1-4 | 1-2 | 0-0 | 1 1 2 | 3 2 | 3 | 0 | 2 | 0 0 | 0 0 -2 | |
| 10 Azaria Robinson | 02:35 | 0-0 | 0-0 | 0-0 | 0 0 0 | 0 0 | 0 | 0 | 0 | 0 0 | 0 0 -1 | |
| 33 Breazia Robinson | 01:01 | 0-0 | 0-0 | 0-0 | 0 0 0 | 0 0 | 0 | 0 | 0 | 0 0 | 0 0 0 | |
| 4 Kourtney Rittenberry | 11:58 | 2-4 | 0-1 | 0-0 | 0 6 6 | 2 0 | 4 | 0 | 1 | 1 1 | 0 0 -6 | |
| 1 Markisha Body | 06:46 | 1-1 | 0-0 | 0-0 | 0 1 1 | 2 0 | 2 | 0 | 0 | 0 0 | 0 0 -3 | |
| 32 Stephanie Okowi | 01:40 | 0-0 | 0-0 | 0-0 | 0 0 0 | 0 1 | 0 | 0 | 0 | 0 0 | 0 0 -3 | |
| Team | | | | | 2 3 5 | | 0 | 0 | | | | |
| Totals | | 17-58 | 3-17 | 13-25 | 14 35 49 | 32 18 | 50 | 4 | 22 | 4 5 2 | -20 | |

Technical Fouls: Reese 3rd 6:36

| Shooting By Period | | |
|---------------------|-------|-------|
| 1 st FG% | 3-14 | 21.4% |
| 3PT% | 1-4 | 25.0% |
| FT% | 3-4 | 75% |
| 2 nd FG% | 2-13 | 15.4% |
| 3PT% | 0-7 | 0.0% |
| FT% | 3-8 | 37.5% |
| 3 rd FG% | 5-13 | 38.5% |
| 3PT% | 1-3 | 33.3% |
| FT% | 7-13 | 53.8% |
| 4 th FG% | 7-18 | 38.9% |
| 3PT% | 1-3 | 33.3% |
| FT% | 0-0 | 0% |
| GM FG% | 17-58 | 29.3% |
| 3PT% | 3-17 | 17.6% |
| FT% | 13-25 | 52.0% |

Dead Ball Rebounds: 7, 1

| | ARK | UAPB | | | | | | | | | |
|------------------|---------------------------|--------------------------|---------------|-----|------|--------------------------|-----|-----|-----|-----|----|
| Biggest lead | 34 (3 rd 2:48) | 1 (1 st 6:41) | Points from | ARK | UAPB | Period by Period Scoring | | | | | |
| Best Scoring Run | 17(2 nd 6:19) | 12(4 th 7:28) | Turnovers | 18 | 7 | 1st | 2nd | 3rd | 4th | TOT | |
| | | | Paint | 32 | 24 | | | | | | |
| Lead Changes | 2 | | Second Chance | 15 | 11 | ARK | 15 | 27 | 19 | 9 | 70 |
| Times Tied | 0 | | Fast Breaks | 16 | 8 | | | | | | |
| Time with Lead | 37:44 | 01:20 | Bench | 15 | 12 | UAPB | 10 | 7 | 18 | 15 | 50 |



Official Basketball Box Score - Final
Central Ark. at Arkansas
11/11/22 Bud Walton Arena, Fayetteville
2022-23 Women's Basketball

Game Time: 10:30 AM
Game Duration: 1:56
Attendance: 7,410

Officials: Brian Hall, Kristen Bel, Kaz Beverley

Central Ark. - 34

Record: 0-2

| NO. | Name | | Min | FG M-A | 3P M-A | FT M-A | Rebounds OR DR TOT | Fouls PF FD | TP | AS | TO | ST | Blocks BS BA | +/- |
|--------|-----------------|---|-------|-----------|-----------|-----------|-----------------------|----------------|----|----|----|----|-----------------|-----|
| 11 | Kyja Miles | F | 20:24 | 2-7 | 0-0 | 0-2 | 2 3 5 | 3 2 4 | 0 | 1 | 0 | 0 | 1 | -24 |
| 1 | Kinley Fisher | G | 24:15 | 3-9 | 1-5 | 0-0 | 0 3 3 | 0 0 7 | 0 | 2 | 1 | 0 | 0 | -22 |
| 10 | Gloria Fornah | G | 25:35 | 0-4 | 0-0 | 2-4 | 2 4 6 | 5 2 2 | 0 | 2 | 0 | 0 | 4 | -21 |
| 12 | Sierra Carter | G | 09:57 | 0-2 | 0-1 | 2-3 | 0 1 1 | 2 2 2 | 0 | 2 | 1 | 0 | 0 | -14 |
| 20 | Kayla Mitchell | G | 19:34 | 2-3 | 1-2 | 0-0 | 0 2 2 | 5 1 5 | 1 | 4 | 0 | 0 | 0 | -14 |
| 3 | Randrea Wright | | 19:37 | 0-5 | 0-3 | 1-2 | 0 1 1 | 2 2 1 | 1 | 3 | 0 | 0 | 0 | -24 |
| 15 | Parris Atkins | | 31:39 | 3-16 | 0-5 | 1-4 | 1 4 5 | 2 3 7 | 1 | 1 | 1 | 0 | 1 | -30 |
| 13 | Jenny Peakie | | 11:05 | 0-5 | 0-3 | 0-0 | 3 1 4 | 1 0 0 | 0 | 0 | 0 | 1 | 0 | -7 |
| 30 | Keerra Peakie | | 27:48 | 2-3 | 0-0 | 2-4 | 4 5 9 | 4 2 6 | 0 | 2 | 1 | 1 | 0 | -22 |
| 5 | Lashyah Fowler | | 06:33 | 0-1 | 0-0 | 0-0 | 0 0 0 | 2 0 0 | 0 | 0 | 0 | 0 | 0 | -8 |
| 2 | Leah Perry | | 01:41 | 0-0 | 0-0 | 0-0 | 0 0 0 | 0 0 0 | 0 | 0 | 0 | 0 | 0 | -4 |
| 4 | Jada Wilmington | | 01:52 | 0-0 | 0-0 | 0-0 | 0 1 1 | 0 0 0 | 0 | 0 | 0 | 0 | 0 | 0 |
| Team | | | | | | | 2 2 4 | | 0 | 0 | 1 | | | |
| Totals | | | | 12:55 | 2-19 | 8-19 | 14 27 41 | 26 14 | 34 | 3 | 18 | 5 | 1 6 | -38 |

Technical Fouls: NONE

Dead Ball Rebounds: 5, 2

Arkansas - 72

Record: 2-0

| NO. Name | Min | FG M-A | 3P M-A | FT M-A | Rebounds OR DR TOT | Fouls PF FD | TP | AS | TO | ST | Blocks BS BA | +/- |
|------------------------|---------|-----------|-----------|-----------|-----------------------|----------------|----|----|----|-------|-----------------|-----|
| 4 Erynn Barnum | F 22:29 | 5-8 | 0-1 | 9-9 | 4 5 9 | 2 5 | 19 | 2 | 1 | 0 | 3 0 22 | |
| 0 Saylor Poffenbarger | G 30:24 | 0-5 | 0-3 | 2-4 | 0 0 0 | 7 7 | 1 | 2 | 2 | 1 | 2 0 31 | |
| 2 Samara Spencer | G 18:51 | 1-5 | 0-2 | 3-7 | 0 2 2 | 3 5 | 5 | 3 | 2 | 0 | 0 1 20 | |
| 34 Chrissy Carr | G 25:25 | 2-8 | 2-6 | 2-2 | 0 8 8 | 1 1 | 8 | 0 | 3 | 1 | 0 0 20 | |
| 43 Makayla Daniels | G 24:18 | 5-8 | 1-2 | 3-6 | 0 2 2 | 0 6 | 14 | 0 | 4 | 0 0 | 0 23 | |
| 11 Rylee Langerman | 24:26 | 3-5 | 2-4 | 1-3 | 0 4 4 | 0 2 | 9 | 0 | 1 | 0 0 | 0 19 | |
| 24 Jersey Wollenbarger | 20:20 | 2-6 | 1-3 | 0-1 | 0 1 1 | 2 2 | 5 | 0 | 0 | 0 0 | 0 18 | |
| 30 Maryam Dauda | 17:06 | 4-6 | 0-0 | 2-3 | 3 2 5 | 3 3 | 10 | 0 | 2 | 1 1 | 0 17 | |
| 55 Emrie Ellis | 12:53 | 0-1 | 0-1 | 0-0 | 1 3 4 | 0 0 | 0 | 0 | 0 | 0 0 | 0 17 | |
| 20 Karley Johnson | 02:37 | 0-0 | 0-0 | 0-0 | 0 0 0 | 0 0 | 0 | 0 | 0 | 1 0 | 0 3 | |
| 21 Loren Lindsey | 01:11 | 0-0 | 0-0 | 0-0 | 0 0 0 | 0 0 | 0 | 0 | 0 | 0 0 | 0 0 | |
| Team | | | | | 1 1 2 | | 0 | 0 | | | | |
| Totals | | 22-52 | 6-22 | 22-35 | 9 35 44 | 14 26 | 72 | 10 | 11 | 7 6 1 | 38 | |

Technical Fouls: NONE

Dead Ball Rebounds: 5, 0

| | UCA | ARK | | | | | | | | | |
|------------------|--------------------------|---------------------------|---------------|-----|-----|--------------------------|-----|-----|-----|-----|-----|
| Biggest lead | 2 (1 st 8:51) | 40 (4 th 0:56) | Points from | UCA | ARK | Period by Period Scoring | | | | | |
| Best Scoring Run | 3 (3 rd 8:17) | 15 (4 th 0:56) | Turnovers | 2 | 16 | | 1st | 2nd | 3rd | 4th | TOT |
| Lead Changes | | | Paint | 14 | 32 | UCA | 9 | 5 | 10 | 10 | 34 |
| Times Tied | 2 | | Second Chance | 3 | 5 | ARK | 16 | 19 | 17 | 20 | 72 |
| Time with Lead | 01:06 | 37:29 | Fast Breaks | 3 | 7 | | | | | | |
| | | | Bench | 14 | 24 | | | | | | |



Official Basketball Box Score - Final
Tulsa at Arkansas
11/14/22 Bud Walton Arena, Fayetteville
2022-23 Women's Basketball

Game Time: 7:00 PM
Game Duration: 2:54
Attendance: 2,511

Officials: Dee Karler, Michael McConnell, Talisa Green

Tulsa - 70

Record: 2-1

| NO. Name | Min | FG M-A | 3P M-A | FT M-A | Rebounds OR DR TOT | Fouls PF FD | TP | AS | TO | ST | Blocks BS BA | +/- |
|---------------------|---------|-----------|-----------|-----------|-----------------------|----------------|----|----|----|-------|-----------------|-----|
| 2 Temira Poindexter | F 26:10 | 9-18 | 2-7 | 1-2 | 0 3 3 | 1 4 | 21 | 3 | 2 | 0 | 1 1 -3 | |
| 20 Katelyn Levings | F 27:38 | 5-10 | 1-4 | 0-0 | 3 4 7 | 5 2 | 11 | 1 | 1 | 0 | 0 0 1 | |
| 0 Katia Gallegos | G 11:55 | 0-0 | 0-0 | 0-0 | 0 2 2 | 1 1 | 0 | 4 | 1 | 0 0 | 0 0 | |
| 10 Maya Mayberry | G 34:06 | 6-11 | 4-6 | 1-4 | 0 4 4 | 3 5 | 17 | 2 | 3 | 2 | 0 0 -3 | |
| 11 Maddie Bittle | G 28:50 | 3-10 | 2-4 | 0-0 | 1 4 5 | 4 1 | 8 | 3 | 6 | 0 0 | 0 -2 | |
| 5 Delanie Crawford | 24:47 | 2-5 | 2-4 | 1-2 | 0 3 3 | 4 1 | 7 | 3 | 0 | 0 0 | 0 -10 | |
| 35 Athray Young | 23:21 | 1-6 | 0-3 | 1-4 | 0 2 2 | 1 2 | 3 | 1 | 1 | 2 | 0 1 -10 | |
| 13 Jessika Evans | 09:51 | 1-1 | 1-1 | 0-0 | 0 2 2 | 4 0 | 3 | 0 | 2 | 0 0 | 0 -9 | |
| 30 Caroline Lyles | 02:37 | 0-0 | 0-0 | 0-0 | 1 1 1 | 1 0 | 0 | 0 | 1 | 0 0 | 0 -6 | |
| 1 Cam Mathews | 00:10 | 0-0 | 0-0 | 0-0 | 0 0 0 | 0 0 | 0 | 0 | 0 | 0 0 | 0 -1 | |
| 21 Hadley Periman | 00:35 | 0-0 | 0-0 | 0-0 | 0 0 0 | 0 0 | 1 | 0 | 0 | 0 0 | 0 -2 | |
| Team | | | | | 0 6 6 | | 0 | 0 | | | | |
| Totals | | 27-61 | 12-29 | 4-12 | 4 31 35 | 25 16 | 70 | 17 | 17 | 4 4 2 | -9 | |

Technical Fouls: NONE

| Shooting By Period | | |
|---------------------|-------|-------|
| 1 st FG% | 6-17 | 35.3% |
| 3PT% | 2-7 | 28.6% |
| FT% | 1-2 | 50% |
| 2 nd FG% | 7-14 | 50.0% |
| 3PT% | 4-7 | 57.1% |
| FT% | 1-6 | 16.7% |
| 3 rd FG% | 4-13 | 30.8% |
| 3PT% | 4-8 | 50.0% |
| FT% | 2-4 | 50% |
| 4 th FG% | 10-17 | 58.8% |
| 3PT% | 2-7 | 28.6% |
| FT% | 0-0 | 0% |
| GM FG% | 27-61 | 44.3% |
| 3PT% | 12-29 | 41.4% |
| FT% | 4-12 | 33.3% |

Dead Ball Rebounds: 6, 4

Arkansas - 79

Record: 3-0

| No. Name | Min | FG M-A | 3P M-A | FT M-A | Reb OR DR TOT | Fouls PF FD | TP | AS | TO | ST | Blocks BS BA | +/- |
|------------------------|---------|-----------|-----------|-----------|------------------|----------------|----|----|----|----|-----------------|-----|
| 4 Erynn Barnum | F 30:32 | 10-12 | 0-0 | 7-12 | 3 5 8 | 3 7 | 27 | 0 | 1 | 2 | 1 1 3 | |
| 0 Saylor Poffenbarger | G 28:35 | 1-4 | 0-2 | 0-0 | 2 8 10 | 4 2 | 2 | 3 | 0 | 1 | 0 0 13 | |
| 2 Samara Spencer | G 39:04 | 3-16 | 1-11 | 4-6 | 0 3 3 | 2 9 13 | 4 | 2 | 0 | 0 | 2 7 | |
| 34 Chrissy Carr | G 22:32 | 1-9 | 1-8 | 0-0 | 2 4 6 | 0 1 1 | 3 | 0 | 2 | 0 | 1 0 7 | |
| 43 Makayla Daniels | G 36:43 | 6-19 | 4-9 | 3-4 | 4 5 9 | 3 1 3 | 19 | 3 | 0 | 0 | 1 5 | |
| 11 Rylee Langerman | 22:35 | 2-7 | 2-5 | 4-6 | 2 3 5 | 3 3 10 | 1 | 0 | 4 | 0 | 0 1 | |
| 30 Maryam Dauda | 09:28 | 1-2 | 1-2 | 0-0 | 2 1 3 | 1 0 3 | 0 | 0 | 2 | 0 | 0 6 | |
| 24 Jersey Wolfenbarger | 10:31 | 1-3 | 0-2 | 0-0 | 0 0 0 | 2 0 2 | 0 | 0 | 0 | 0 | 0 3 | |
| Team | | | | | 2 1 3 | 0 | 0 | 0 | | | | |
| Totals | | 25-72 | 11-39 | 18-28 | 17 30 47 | 16 25 79 | 11 | 9 | 7 | 2 | 4 9 | |



Official Basketball Box Score - Final
Arkansas at Little Rock
11/20/22 Jack Stephens Center, Little Rock
2022-23 Women's Basketball

Game Time: 1:00 PM
Game Duration: 1:56
Attendance: 2,879

Officials: Ty Bills, Nadi Carey, Daniel Drake

| Arkansas - 93 | | | Record: 5-9 | | | | | | | | | | | | | | | | | | |
|---------------|---------------------|---------|-------------|-----------|-----------|-----------------------|----------------|----|----|----|----|-----------------|-----|--------------------|---|----|-----------------|------|-------|--------|-------|
| NO. | Name | Min | FG M-A | 3P M-A | FT M-A | Rebounds OR DR TOT | Fouls PF FD | TP | AS | TO | ST | Blocks BS BA | +/- | Shooting By Period | | | | | | | |
| 4 | Eryn Barnum | F 20:40 | 5-5 | 0-0 | 5-6 | 0 | 9 | 9 | 3 | 4 | 15 | 1 | 5 | 0 | 1 | 23 | 1 st | FG | 8-11 | 72.7% | |
| 0 | Saylor Poffenbarger | G 27:53 | 3-4 | 0-1 | 3-4 | 0 | 9 | 9 | 3 | 4 | 9 | 1 | 3 | 0 | 0 | 32 | 3PT | 2-3 | 66.7% | | |
| 2 | Samara Spencer | G 30:08 | 4-9 | 0-4 | 3-4 | 0 | 7 | 7 | 1 | 4 | 11 | 6 | 6 | 0 | 0 | 39 | FT% | 2-4 | 50% | | |
| 34 | Chrissy Carr | G 23:57 | 7-10 | 4-6 | 4-4 | 1 | 1 | 2 | 2 | 2 | 22 | 0 | 2 | 0 | 0 | 33 | 2 nd | FG | 7-12 | 58.3% | |
| 43 | Makayla Daniels | G 22:29 | 3-4 | 3-4 | 3-4 | 1 | 2 | 3 | 2 | 5 | 12 | 4 | 1 | 1 | 0 | 34 | 3PT% | 2-5 | 40.0% | | |
| 11 | Rylee Langerman | 13:45 | 1-1 | 0-0 | 1-2 | 0 | 0 | 0 | 1 | 1 | 3 | 0 | 0 | 0 | 0 | 15 | FT% | 8-10 | 80% | | |
| 24 | Jersey Wolfenbarger | 17:05 | 2-6 | 1-2 | 1-2 | 1 | 4 | 5 | 1 | 1 | 6 | 1 | 0 | 0 | 0 | 20 | 3 rd | FG | 8-13 | 61.5% | |
| 30 | Maryam Dauda | 14:55 | 3-5 | 1-1 | 0-0 | 1 | 3 | 4 | 4 | 0 | 7 | 2 | 2 | 1 | 1 | 0 | 13 | 3PT% | 4-9 | 44.4% | |
| 55 | Emmie Ellis | 12:49 | 2-3 | 1-1 | 0-0 | 0 | 2 | 2 | 3 | 0 | 5 | 0 | 3 | 0 | 0 | 9 | FT% | 5-6 | 83.3% | | |
| 22 | Avery Hughes | 05:04 | 0-1 | 0-0 | 2-2 | 0 | 0 | 0 | 2 | 1 | 2 | 0 | 0 | 0 | 0 | -4 | 4 th | FG | 7-12 | 58.3% | |
| 20 | Karley Johnson | 06:19 | 0-0 | 0-0 | 1-2 | 0 | 0 | 0 | 0 | 1 | 1 | 1 | 0 | 1 | 0 | 0 | 1 | 3PT% | 2-2 | 100.0% | |
| 21 | Loren Lindsey | 04:56 | 0-0 | 0-0 | 0-0 | 0 | 0 | 0 | 0 | 0 | 0 | 0 | 0 | 0 | 0 | 5 | FT% | 8-10 | 80% | | |
| Team | | | | | | 1 | 3 | 4 | | | | 0 | | | | | | | | | |
| Totals | | | 30-48 | 10-19 | 23-30 | 5 | 40 | 45 | 22 | 23 | 93 | 16 | 22 | 3 | 2 | 0 | 44 | GM | FG | 30-48 | 62.5% |
| | | | | | | | | | | | | | | | | | | 3PT% | 10-19 | 52.6% | |
| | | | | | | | | | | | | | | | | | | FT% | 23-30 | 76.7% | |

Technical Fouls:NONE

Dead Ball Rebounds:4, 0

| Little Rock - 49 | | | | | | | | | | Record: 1-2 | | | | | | | | | | | | | | | | | | | | | | | | | | | | | | | | | | |
|----------------------|---------------------|---------|-----------|-----------|-----------|----------|-------|-----|-------|-------------|----|----|----|--------|----|-----|--------------------|-----------------|------|-------|-----------------|------|------|-------|-------|-------|-------|--|-------|--|--|--|-------|--|--|--|------|--|--|--|-------|--|--|--|
| NO. | Name | Min | FG M-A | 3P M-A | FT M-A | Rebounds | | | Fouls | TP | AS | TO | ST | Blocks | | +/- | Shooting By Period | | | | | | | | | | | | | | | | | | | | | | | | | | | |
| | | | | | | OR | DR | TOT | PF | FD | | | | BS | BA | | 1 st | FG% | 4-12 | 33.3% | 3PT% | 0-0 | 0.0% | FT% | 2-3 | 66.7% | | | | | | | | | | | | | | | | | | |
| 11 | Faith Lee | F 23:32 | 1-9 | 0-0 | 3-4 | 0 | 0 | 0 | 4 | 3 | 5 | 0 | 3 | 0 | 0 | 0 | -35 | 2 nd | FG% | 4-20 | 20.0% | 3PT% | 1-3 | 33.3% | FT% | 0-0 | 0% | | | | | | | | | | | | | | | | | |
| 32 | Nikki Metcalfe | F 31:37 | 6-11 | 0-0 | 0-0 | 0 | 4 | 4 | 2 | 2 | 12 | 1 | 3 | 0 | 0 | 1 | -37 | 3 rd | FG% | 2-14 | 14.3% | 3PT% | 0-2 | 0.0% | FT% | 3-4 | 75% | | | | | | | | | | | | | | | | | |
| 3 | Jayla Brooks | G 17:58 | 0-2 | 0-0 | 1-2 | 0 | 0 | 0 | 4 | 1 | 1 | 0 | 0 | 1 | 0 | 0 | -21 | 4 th | FG% | 9-17 | 52.9% | 3PT% | 0-2 | 0.0% | FT% | 5-10 | 50% | | | | | | | | | | | | | | | | | |
| 10 | Jaiyah Harris-Smith | G 36:41 | 2-4 | 0-0 | 3-3 | 2 | 3 | 5 | 4 | 3 | 7 | 6 | 4 | 1 | 0 | 0 | -37 | GM | FG% | 19-33 | 30.2% | 3PT% | 1-7 | 14.3% | FT% | 10-17 | 58.8% | | | | | | | | | | | | | | | | | |
| 12 | Tia Harvey | G 25:55 | 6-22 | 0-1 | 2-2 | 0 | 0 | 0 | 2 | 3 | 14 | 1 | 3 | 2 | 0 | 0 | -35 | | | | | | | | | | | | | | | | | | | | | | | | | | | |
| 34 | Angelique Francis | 16:18 | 1-2 | 0-0 | 0-2 | 1 | 1 | 2 | 3 | 5 | 2 | 0 | 1 | 0 | 0 | 0 | -2 | | | | | | | | | | | | | | | | | | | | | | | | | | | |
| 0 | Toyosi Abiola | 21:05 | 2-9 | 1-6 | 1-2 | 1 | 0 | 1 | 2 | 4 | 6 | 1 | 0 | 0 | 0 | 0 | -25 | | | | | | | | | | | | | | | | | | | | | | | | | | | |
| 22 | Mesi Triplett | 10:16 | 0-2 | 0-0 | 0-2 | 1 | 1 | 2 | 1 | 1 | 0 | 0 | 0 | 0 | 0 | 0 | -11 | | | | | | | | | | | | | | | | | | | | | | | | | | | |
| 4 | Sha'nequa Henry | 13:18 | 1-2 | 0-0 | 0-0 | 1 | 2 | 3 | 1 | 0 | 2 | 0 | 1 | 1 | 0 | 1 | -12 | | | | | | | | | | | | | | | | | | | | | | | | | | | |
| 1 | Mira Hanna | 03:20 | 0-0 | 0-0 | 0-0 | 0 | 1 | 1 | 0 | 0 | 0 | 0 | 0 | 0 | 0 | 0 | -5 | | | | | | | | | | | | | | | | | | | | | | | | | | | |
| Team | | | | | | 1 | | | 4 | 5 | | | | 0 | | | | | | | | | | | | | | | | | | | | | | | | | | | | | | |
| Totals | | | 19-63 | | | 1-7 | 10-17 | 7 | 16 | 23 | 23 | 22 | 49 | 9 | 16 | 5 | 0 | 2 | -44 | | | | | | | | | | | | | | | | | | | | | | | | | |
| Technical Fouls:NONE | | | | | | | | | | | | | | | | | | | | | GM FG% | | | | 19-33 | | | | 30.2% | | | | 3PT% | | | | 1-7 | | | | 14.3% | | | |
| | | | | | | | | | | | | | | | | | | | | | FT% | | | | 10-17 | | | | 58.8% | | | | 3PT% | | | | 1-7 | | | | 14.3% | | | |
| | | | | | | | | | | | | | | | | | | | | | 3PT% | | | | 0-2 | | | | 0.0% | | | | FT% | | | | 5-10 | | | | 50% | | | |
| | | | | | | | | | | | | | | | | | | | | | 1 st | | | | FG% | | | | 4-20 | | | | 20.0% | | | | 3PT% | | | | 1-3 | | | |


Technical Fouls:NONE

Dead Ball Rebounds:4, 0

| | ARK | LR | Points from | ARK | LR | Period by Period Scoring | | | | | |
|------------------|---------------------------|--------------------------|---------------|-----|----|--------------------------|----|----|----|----|----|
| Biggest lead | 45 (4 th 9:05) | 2 (1 st 9:14) | Turnovers | 19 | 16 | | | | | | |
| Best Scoring Run | 11 (3 rd 2:43) | 4 (4 th 7:19) | Paint | 38 | 16 | | | | | | |
| Lead Changes | 1 | | Second Chance | 10 | 3 | ARK | 20 | 24 | 25 | 24 | 93 |
| Times Tied | 1 | | Fast Breaks | 9 | 8 | LR | 10 | 9 | 7 | 23 | 49 |
| Time with Lead | 37:22 | 00:20 | Bench | 24 | 10 | | | | | | |



Saylor Poffenbarger
R-Fr. | 6-2 | G
Middletown, Md.



Samara Spencer
So. | 5-7 | G
Fort Lauderdale, Fla.



Erynn Barnum
R-Sr. | 6-2 | F
Little Rock, Ark.



Rylee Langerman
Jr. | 5-9 | G
Norman, Okla.



Sasha Goforth
Jr. | 6-1 | G
Fayetteville, Ark.



Ashlyn Sage
So. | 6-2 | G
Weatherford, Okla.



Karley Johnson
Fr. | 5-9 | G
Mustang, Okla.



Loren Lindsey
Fr. | 5-11 | G
Fayetteville, Ark.



Avery Hughes
Sr. | 5-7 | G
Bentonville, Ark.



Jersey Wolfenbarger
So. | 6-5 | G/F
Fort Smith, Ark.



Maryam Dauda
R-Fr. | 6-4 | F
Bentonville, Ark.



Chrissy Carr
R-Sr. | 6-1 | G
Eden Prairie, Minn.



Makayla Daniels
Sr. | 5-9 | G
Frederick, Md.



Emrie Ellis
So. | 6-3 | F
Vanoss, Okla.



Mike Neighbors
Head Coach
Sixth Season



Todd Schaefer
Associate Head Coach
Sixth Season



Pauline Love
Assistant Coach
Sixth Season



Lacey Goldwire
Assistant Coach
Fourth Season



Amber Shirey
Director of Operations



Jayci Stone
Director of SA Development

















Jeff Brazil
Special Assistant to the HC



Simone Rush
Head Athletic Trainer

TV/RADIO CHART

| 0 |  | Saylor Poffenbarger R-Fr. G TR 6-2 Middletown, Md. UConn Major: Recreation & Sport Management | <table><tr><th></th><th>GP-GS</th><th>PPG</th><th>RPG</th><th>APG</th><th>MPG</th></tr><tr><td>Season</td><td>5-5</td><td>5.2</td><td>8.0</td><td>1.6</td><td>28.9</td></tr><tr><td>Career</td><td>17-5</td><td>1.9</td><td>2.6</td><td>0.5</td><td>10.4</td></tr></table> | | GP-GS | PPG | RPG | APG | MPG | Season | 5-5 | 5.2 | 8.0 | 1.6 | 28.9 | Career | 17-5 | 1.9 | 2.6 | 0.5 | 10.4 | <ul style="list-style-type: none">Transferred to Arkansas in the winter of 2022Led the team in efficiency in three of first five gamesComing off 9 points and 9 rebounds at Little RockNo. 6 in rebounding and 10 in minutes in the SECAppeared in 12 games in first collegiate season at UConn in 2021No. 30th-ranked recruit in her class, No. 13th-ranked guard |
|--------|---|---|---|-----|-------|-----|-----|-----|-----|--------|-----|------|-----|-----|------|--------|---------|------|-----|-----|------|--|
| | GP-GS | PPG | RPG | APG | MPG | | | | | | | | | | | | | | | | | |
| Season | 5-5 | 5.2 | 8.0 | 1.6 | 28.9 | | | | | | | | | | | | | | | | | |
| Career | 17-5 | 1.9 | 2.6 | 0.5 | 10.4 | | | | | | | | | | | | | | | | | |
| 2 |  | Samara Spencer So. G 1L 5-7 Fort Lauderdale, Fla. St. Thomas Aquinas Major: Recreation & Sport Management | <table><tr><th></th><th>GP-GS</th><th>PPG</th><th>RPG</th><th>APG</th><th>MPG</th></tr><tr><td>Season</td><td>5-5</td><td>13.2</td><td>4.6</td><td>4.8</td><td>29.5</td></tr><tr><td>Career</td><td>36-32</td><td>12.4</td><td>3.8</td><td>3.3</td><td>29.9</td></tr></table> | | GP-GS | PPG | RPG | APG | MPG | Season | 5-5 | 13.2 | 4.6 | 4.8 | 29.5 | Career | 36-32 | 12.4 | 3.8 | 3.3 | 29.9 | <ul style="list-style-type: none">Logged 11 points, 7 rebounds and 6 assists at Little RockMatched career-high 22 points w/ 7 reb. and 7 assists vs. KentNo. 5 in assists, 12 in ast/to ratio (2.6) and 19 in scoring in the SECNamed SEC Freshman of the Year, first for Arkansas since 2009Won SEC Freshman of the Week four times last seasonHas four 20-point games, including one this season vs. Kent StateLed St. Thomas to state title as a senior |
| | GP-GS | PPG | RPG | APG | MPG | | | | | | | | | | | | | | | | | |
| Season | 5-5 | 13.2 | 4.6 | 4.8 | 29.5 | | | | | | | | | | | | | | | | | |
| Career | 36-32 | 12.4 | 3.8 | 3.3 | 29.9 | | | | | | | | | | | | | | | | | |
| 4 |  | Erynn Barnum R-Sr. F 3L 6-2 Little Rock, Ark. Little Rock Central Major: Recreation & Sport Management | <table><tr><th></th><th>GP-GS</th><th>PPG</th><th>RPG</th><th>APG</th><th>MPG</th></tr><tr><td>Season</td><td>5-5</td><td>19.2</td><td>8.6</td><td>1.0</td><td>24.0</td></tr><tr><td>Career</td><td>82-15</td><td>7.5</td><td>4.7</td><td>0.5</td><td>15.4</td></tr></table> | | GP-GS | PPG | RPG | APG | MPG | Season | 5-5 | 19.2 | 8.6 | 1.0 | 24.0 | Career | 82-15 | 7.5 | 4.7 | 0.5 | 15.4 | <ul style="list-style-type: none">Katrina McClain Preseason Watch List choiceComing off 15 points and nine boards at Little RockDelivered second straight 20-point game with 20 vs. Kent StateHad career-high 27 points w/ 8 boards vs. TulsaFirst in FG per., third in scoring, fifth in rebounding in the SEC, while seventh in the nation in free throw attemptsLongest tenured Razorback |
| | GP-GS | PPG | RPG | APG | MPG | | | | | | | | | | | | | | | | | |
| Season | 5-5 | 19.2 | 8.6 | 1.0 | 24.0 | | | | | | | | | | | | | | | | | |
| Career | 82-15 | 7.5 | 4.7 | 0.5 | 15.4 | | | | | | | | | | | | | | | | | |
| 11 |  | Rylee Langerman Jr. G 2L 5-9 Norman, Okla. Christian Heritage Major: Biology | <table><tr><th></th><th>GP-GS</th><th>PPG</th><th>RPG</th><th>APG</th><th>MPG</th></tr><tr><td>Season</td><td>5-0</td><td>6.2</td><td>3.4</td><td>0.6</td><td>20.6</td></tr><tr><td>Career</td><td>50-7</td><td>3.0</td><td>3.0</td><td>0.8</td><td>16.1</td></tr></table> | | GP-GS | PPG | RPG | APG | MPG | Season | 5-0 | 6.2 | 3.4 | 0.6 | 20.6 | Career | 50-7 | 3.0 | 3.0 | 0.8 | 16.1 | <ul style="list-style-type: none">Coming off three points at Little RockLogged 10 points, five rebounds and four steals vs. TulsaFifth on team in scoring with 6.2 points per gameHas been involved in a number of tie ups that have been big in gamesAppeared in all 32 games last seasonDominated vs. Mizzou for career-high 17 points (5-for-6 from 3-point)Averaged 3.2 points and 3.7 rebounds per game last season |
| | GP-GS | PPG | RPG | APG | MPG | | | | | | | | | | | | | | | | | |
| Season | 5-0 | 6.2 | 3.4 | 0.6 | 20.6 | | | | | | | | | | | | | | | | | |
| Career | 50-7 | 3.0 | 3.0 | 0.8 | 16.1 | | | | | | | | | | | | | | | | | |
| 13 |  | Sasha Goforth R-So. G 1L 6-1 Fayetteville, Ark. Oregon State Major: Human Development and Family Sciences | <table><tr><th></th><th>GP-GS</th><th>PPG</th><th>RPG</th><th>APG</th><th>MPG</th></tr><tr><td>Season</td><td>N/A</td><td>N/A</td><td>N/A</td><td>N/A</td><td>N/A</td></tr><tr><td>Career</td><td>52-52</td><td>11.5</td><td>4.3</td><td>1.5</td><td>29.5</td></tr></table> | | GP-GS | PPG | RPG | APG | MPG | Season | N/A | N/A | N/A | N/A | N/A | Career | 52-52 | 11.5 | 4.3 | 1.5 | 29.5 | <ul style="list-style-type: none">Won't see the floor this season, as she will be redshirtingOnly Hog to start all 32 games last seasonOne of four players who averaged double digits in scoring, logging 11.5 points and 4.8 boards per gameLed the team with 66 blocks, third most in program historyHighly recruited player out of Fayetteville HS, No. 7 nationally |
| | GP-GS | PPG | RPG | APG | MPG | | | | | | | | | | | | | | | | | |
| Season | N/A | N/A | N/A | N/A | N/A | | | | | | | | | | | | | | | | | |
| Career | 52-52 | 11.5 | 4.3 | 1.5 | 29.5 | | | | | | | | | | | | | | | | | |
| 15 |  | Ashlyn Sage R-Fr. G 1L 6-2 Weatherford, Okla. Weatherford Major: Psychology | <table><tr><th></th><th>GP-GS</th><th>PPG</th><th>RPG</th><th>APG</th><th>MPG</th></tr><tr><td>Season</td><td>N/A</td><td>N/A</td><td>N/A</td><td>N/A</td><td>N/A</td></tr><tr><td>Career</td><td>15-0</td><td>1.2</td><td>0.8</td><td>0.1</td><td>5.2</td></tr></table> | | GP-GS | PPG | RPG | APG | MPG | Season | N/A | N/A | N/A | N/A | N/A | Career | 15-0 | 1.2 | 0.8 | 0.1 | 5.2 | <ul style="list-style-type: none">Won't play in 2022-23Started out collegiate career with a bang, going 2-of-2 from beyond the arc for six points vs. Tarleton StatePlayed 15 games off the bench, seven of those SEC gamesNo. 84 overall recruit in Premier Basketball's 2021 rankings |
| | GP-GS | PPG | RPG | APG | MPG | | | | | | | | | | | | | | | | | |
| Season | N/A | N/A | N/A | N/A | N/A | | | | | | | | | | | | | | | | | |
| Career | 15-0 | 1.2 | 0.8 | 0.1 | 5.2 | | | | | | | | | | | | | | | | | |
| 20 |  | Karley Johnson Fr. G FR 5-9 Mustang, Okla. Mustang Major: Undecided | <table><tr><th></th><th>GP-GS</th><th>PPG</th><th>RPG</th><th>APG</th><th>MPG</th></tr><tr><td>Season</td><td>3-0</td><td>0.3</td><td>0.3</td><td>0.3</td><td>3.8</td></tr><tr><td>Career</td><td>3-0</td><td>0.3</td><td>0.3</td><td>0.3</td><td>3.8</td></tr></table> | | GP-GS | PPG | RPG | APG | MPG | Season | 3-0 | 0.3 | 0.3 | 0.3 | 3.8 | Career | 3-0 | 0.3 | 0.3 | 0.3 | 3.8 | <ul style="list-style-type: none">Only signee in fall classLogged first collegiate point off a free throw at Little RockMade collegiate debut vs. UCA and played against Kent StateTabbed a 2022 McDonald's All-American nomineeAs a senior at Mustang HS, averaged 12.3 points, 4.3 rebounds and 3.1 assists per game |
| | GP-GS | PPG | RPG | APG | MPG | | | | | | | | | | | | | | | | | |
| Season | 3-0 | 0.3 | 0.3 | 0.3 | 3.8 | | | | | | | | | | | | | | | | | |
| Career | 3-0 | 0.3 | 0.3 | 0.3 | 3.8 | | | | | | | | | | | | | | | | | |
| 21 |  | Loren Lindsey Fr. G FR 5-11 Fayetteville, Ark. Fayetteville Major: Finance | <table><tr><th></th><th>GP-GS</th><th>PPG</th><th>RPG</th><th>APG</th><th>MPG</th></tr><tr><td>Season</td><td>2-0</td><td>0.0</td><td>0.0</td><td>0.0</td><td>3.1</td></tr><tr><td>Career</td><td>2-0</td><td>0.0</td><td>0.0</td><td>0.0</td><td>3.1</td></tr></table> | | GP-GS | PPG | RPG | APG | MPG | Season | 2-0 | 0.0 | 0.0 | 0.0 | 3.1 | Career | 2-0 | 0.0 | 0.0 | 0.0 | 3.1 | <ul style="list-style-type: none">Local standout player out of Fayetteville HSMade collegiate debut versus UCA and played at Little RockTabbed to the All-Conference 6A West All-Defensive TeamNamed Northwest Arkansas Democrat Gazette Player of the WeekLed team to state semifinals in 2020 with 55-53 win and the championship game was not played due to Covid-19 |
| | GP-GS | PPG | RPG | APG | MPG | | | | | | | | | | | | | | | | | |
| Season | 2-0 | 0.0 | 0.0 | 0.0 | 3.1 | | | | | | | | | | | | | | | | | |
| Career | 2-0 | 0.0 | 0.0 | 0.0 | 3.1 | | | | | | | | | | | | | | | | | |
| 22 |  | Avery Hughes Sr. G 3L 5-7 Bentonville, Ark. Bentonville Major: Nursing | <table><tr><th></th><th>GP-GS</th><th>PPG</th><th>RPG</th><th>APG</th><th>MPG</th></tr><tr><td>Season</td><td>2-0</td><td>1.0</td><td>0.0</td><td>0.5</td><td>4.2</td></tr><tr><td>Career</td><td>37-0</td><td>0.9</td><td>0.1</td><td>0.3</td><td>3.8</td></tr></table> | | GP-GS | PPG | RPG | APG | MPG | Season | 2-0 | 1.0 | 0.0 | 0.5 | 4.2 | Career | 37-0 | 0.9 | 0.1 | 0.3 | 3.8 | <ul style="list-style-type: none">Went 2-for-2 from the FT line at Little RockMade first appearance of season vs. Kent State with an assistFormer walk-on, earned a scholarship prior to 2021-22 seasonExpect more minutes played by Hughes this seasonAppeared in 12 games last seasonBentonville HS's second leading scorer |
| | GP-GS | PPG | RPG | APG | MPG | | | | | | | | | | | | | | | | | |
| Season | 2-0 | 1.0 | 0.0 | 0.5 | 4.2 | | | | | | | | | | | | | | | | | |
| Career | 37-0 | 0.9 | 0.1 | 0.3 | 3.8 | | | | | | | | | | | | | | | | | |
| 24 |  | Jersey Wolfenbarger So. F 1L 6-5 Fort Smith, Ark. Northside Major: Psychology | <table><tr><th></th><th>GP-GS</th><th>PPG</th><th>RPG</th><th>APG</th><th>MPG</th></tr><tr><td>Season</td><td>5-0</td><td>4.8</td><td>3.8</td><td>0.2</td><td>17.4</td></tr><tr><td>Career</td><td>35-23</td><td>7.1</td><td>4.3</td><td>0.9</td><td>21.5</td></tr></table> | | GP-GS | PPG | RPG | APG | MPG | Season | 5-0 | 4.8 | 3.8 | 0.2 | 17.4 | Career | 35-23 | 7.1 | 4.3 | 0.9 | 21.5 | <ul style="list-style-type: none">Recorded six points and five rebounds at Little RockLogged seven points and seven boards in opener at UAPBNamed to SEC All-Freshman TeamRecorded two double-doubles as a freshman, started in all SEC gamesNo. 7 overall recruit and No. 1 wing player in the ESPN HoopGurlz 2021 recruiting rankings at the time of her signing |
| | GP-GS | PPG | RPG | APG | MPG | | | | | | | | | | | | | | | | | |
| Season | 5-0 | 4.8 | 3.8 | 0.2 | 17.4 | | | | | | | | | | | | | | | | | |
| Career | 35-23 | 7.1 | 4.3 | 0.9 | 21.5 | | | | | | | | | | | | | | | | | |
| 30 |  | Maryam Dauda R-Fr. F FR 6-4 Bentonville, Ark. Bentonville Major: International Business | <table><tr><th></th><th>GP-GS</th><th>PPG</th><th>RPG</th><th>APG</th><th>MPG</th></tr><tr><td>Season</td><td>5-0</td><td>6.0</td><td>4.0</td><td>0.8</td><td>15.0</td></tr><tr><td>Career</td><td>5-0</td><td>6.0</td><td>4.0</td><td>0.8</td><td>15.0</td></tr></table> | | GP-GS | PPG | RPG | APG | MPG | Season | 5-0 | 6.0 | 4.0 | 0.8 | 15.0 | Career | 5-0 | 6.0 | 4.0 | 0.8 | 15.0 | <ul style="list-style-type: none">Sat out during 2021-22 season recovering from ACL injuryComing off seven points, four rebounds and two assists at Little RockLogged 10 points and five rebounds off the bench vs. UCA13th-ranked player and top post player in the ESPN HoopGurlz 2021 recruiting class at her time of signingConsensus five-star recruit and McDonald's All-American |
| | GP-GS | PPG | RPG | APG | MPG | | | | | | | | | | | | | | | | | |
| Season | 5-0 | 6.0 | 4.0 | 0.8 | 15.0 | | | | | | | | | | | | | | | | | |
| Career | 5-0 | 6.0 | 4.0 | 0.8 | 15.0 | | | | | | | | | | | | | | | | | |
| 34 |  | Chrissy Carr R-Sr. G TR 6-1 Eden Prairie, Minn. Syracuse Major: Operations Management | <table><tr><th></th><th>GP-GS</th><th>PPG</th><th>RPG</th><th>APG</th><th>MPG</th></tr><tr><td>Season</td><td>5-5</td><td>11.0</td><td>4.6</td><td>0.2</td><td>23.5</td></tr><tr><td>Career</td><td>120-118</td><td>11.4</td><td>3.7</td><td>1.3</td><td>29.4</td></tr></table> | | GP-GS | PPG | RPG | APG | MPG | Season | 5-5 | 11.0 | 4.6 | 0.2 | 23.5 | Career | 120-118 | 11.4 | 3.7 | 1.3 | 29.4 | <ul style="list-style-type: none">Comes to Arkansas w/ most collegiate experience (4 years)Registered a season-high 22 points off 7-of-10 shooting, 4-of-6 from 3-point at Little RockHas sixth most 3-point shot attempts in the leagueAcross five seasons, has started in all but two games in her careerWas third on team in scoring (11.7 PPG) at SyracuseHas 13 20+ point games in her career |
| | GP-GS | PPG | RPG | APG | MPG | | | | | | | | | | | | | | | | | |
| Season | 5-5 | 11.0 | 4.6 | 0.2 | 23.5 | | | | | | | | | | | | | | | | | |
| Career | 120-118 | 11.4 | 3.7 | 1.3 | 29.4 | | | | | | | | | | | | | | | | | |
| 43 |  | Makayla Daniels Sr. G 3L 5-8 Frederick, Md. Frederick Major: Recreation & Sport Management | <table><tr><th></th><th>GP-GS</th><th>PPG</th><th>RPG</th><th>APG</th><th>MPG</th></tr><tr><td>Season</td><td>5-5</td><td>11.6</td><td>4.4</td><td>3.4</td><td>26.1</td></tr><tr><td>Career</td><td>93-93</td><td>11.5</td><td>3.3</td><td>2.5</td><td>26.8</td></tr></table> | | GP-GS | PPG | RPG | APG | MPG | Season | 5-5 | 11.6 | 4.4 | 3.4 | 26.1 | Career | 93-93 | 11.5 | 3.3 | 2.5 | 26.8 | <ul style="list-style-type: none">All-SEC Preseason Second Team choiceRecorded 12 points and four assists at Little RockLogged 19 points vs. TulsaLeading returning scorer (14.0) and rebounder (5.3) from 2021-22 teamNo. 27 all-time career scorer at Arkansas (1,72)Had first career double-double against Mizzou in SECT (13p-14r)Only player on roster to start in all collegiate game appearances |
| | GP-GS | PPG | RPG | APG | MPG | | | | | | | | | | | | | | | | | |
| Season | 5-5 | 11.6 | 4.4 | 3.4 | 26.1 | | | | | | | | | | | | | | | | | |
| Career | 93-93 | 11.5 | 3.3 | 2.5 | 26.8 | | | | | | | | | | | | | | | | | |
| 55 |  | Emrie Ellis So. F 1L 6-3 Vanoss, Okla. Vanoss Major: Exercise Science | <table><tr><th></th><th>GP-GS</th><th>PPG</th><th>RPG</th><th>APG</th><th>MPG</th></tr><tr><td>Season</td><td>4-0</td><td>1.3</td><td>2.1</td><td>0.0</td><td>12.5</td></tr><tr><td>Career</td><td>31-0</td><td>2.7</td><td>2.1</td><td>0.5</td><td>11.1</td></tr></table> | | GP-GS | PPG | RPG | APG | MPG | Season | 4-0 | 1.3 | 2.1 | 0.0 | 12.5 | Career | 31-0 | 2.7 | 2.1 | 0.5 | 11.1 | <ul style="list-style-type: none">Part of the rotation, coming off five points and two boards at Little RockPlayed in 27 games during her freshman seasonHer five blocks vs. UAPB in 2021 was most by a freshman Hog since 2014Had 11 points and five boards in 27 minutes vs. Auburn last yearNo. 48 overall recruit in ASGR's 2021 recruiting rankings |
| | GP-GS | PPG | RPG | APG | MPG | | | | | | | | | | | | | | | | | |
| Season | 4-0 | 1.3 | 2.1 | 0.0 | 12.5 | | | | | | | | | | | | | | | | | |
| Career | 31-0 | 2.7 | 2.1 | 0.5 | 11.1 | | | | | | | | | | | | | | | | | |

HC



Mike Neighbors

Sixth season, 10th overall
Alma Mater: Arkansas '93

Career: 199-105 (10th)
AR: 101-64 (6)
• Passed 100 wins at Arkansas
• Proud Arkansas native

AHC



AC

