



# RAZORBACKS®

## 2022-23 Women's Basketball Game Notes

Kylie Magar | Assistant Director, Communications  
E: kmagar@uark.edu | ArkansasRazorbacks.com

### 2022-23 SCHEDULE

Date	Opponent	Time	TV/RESULT
Nov. 2	vs. UAFS (exhibition)	7 PM	W, 92-62
Nov. 7	at UAPB	6 PM	W, 70-50
Nov. 11	Central Arkansas	10:30 AM	W, 72-34
Nov. 14	Tulsa	7 PM	W, 79-70
Nov. 17	Kent State	7 PM	W, 80-59
Nov. 20	at Little Rock	1 PM	W, 93-49
Nov. 24	Northern Arizona	5:45 PM	W, 82-73
Nov. 25	Clemson	8 PM	W, 76-62
Nov. 26	No. 25 Kansas State	8 PM	W, 69-53
Dec. 1	Troy	7 PM	SECN+
Dec. 4	Oral Roberts	2 PM	SECN+
Dec. 8	Lamar	7 PM	SECN+
Dec. 11	Arkansas State	3 PM	SECN
Dec. 17	at Creighton	1 PM	FloHoops
Dec. 20	Oregon+	3 PM	FloHoops
Dec. 21	Ohio State or USF+	3/5:30 PM	FloHoops
Dec. 29	LSU*	6 PM	ESPN2/SECN
Jan. 1	at Kentucky*	1 PM	SECN+
Jan. 5	Florida*	7 PM	SECN+
Jan. 8	at Missouri*	2 PM	SECN+
Jan. 16	Vanderbilt*	6 PM	SECN
Jan. 19	at LSU*	8 PM	SECN
Jan. 22	at South Carolina*	2 PM	ESPN2/SECN
Jan. 26	Alabama*	6 PM	SECN
Jan. 29	Ole Miss*	4 PM	SECN
Feb. 5	at Auburn*	2 PM	SECN
Feb. 9	at Vanderbilt*	8 PM	SECN
Feb. 12	Missouri*	2 PM	SECN+
Feb. 16	Tennessee*	6 PM	SECN
Feb. 19	at Georgia*	11 AM	ESPN2/SECN
Feb. 23	at Mississippi State*	8 PM	SECN
Feb. 26	Texas A&M*	11 AM	ESPN2/SECN

\*-SEC Contest

S-Paradise Jam (St. Thomas, U.S. Virgin Islands)

+San Diego Invitational (San Diego, Calif.)

### 9 ARKANSAS VS. TROY | BUD WALTON ARENA | DEC. 1 | SECN+

Arkansas  
Razorbacks



VS.



Troy  
Trojans

Record ..... 8-0  
Conference Record ..... 0-0  
AP Poll ..... RV (36)  
USA Today Coaches Poll ..... RV (21)  
Head Coach ..... Mike Neighbors  
HC Record at UofA (Yrs) ..... 104-64 (6th season)  
HC Career Record (Yrs) ..... 202-105 (10th season)  
Neighbors' Record vs. Troy ..... 0-0

Record ..... 3-3  
Conference Record ..... 0-0  
AP Poll ..... N/A  
USA Today Coaches Poll ..... N/A  
Head Coach ..... Chanda Rigby  
HC Record at Troy (Yrs) ..... 195-121 (11th season)  
HC Career Record (Yrs) ..... Same  
Rigby's Record vs. UofA ..... 0-0

### LAST STARTING 5



#### #43 MAKAYLA DANIELS

Sr. | G | 5-8 | Frederick, Md.

PPG	RPG	APG	MPG
13.8	4.9	3.1	29.1



#### #2 SAMARA SPENCER

So. | G | 5-7 | Fort Lauderdale, Fla.

PPG	RPG	APG	MPG
12.8	5.0	4.5	30.6



#### #0 SAYLOR POFFENBARGER

R-Fr. | F | 6-2 | Middletown, Md.

PPG	RPG	APG	MPG
7.9	7.5	2.1	31.2



#### #34 CHRISSY CARR

R-Sr. | G | 6-1 | Edern Prairie, Minn.

PPG	RPG	APG	MPG
12.4	4.8	0.3	25.5



#### #4 ERYNN BARNUM

R-Sr. | F | 6-2 | Little Rock, Ark.

PPG	RPG	APG	MPG
16.8	7.9	1.1	24.6

#### SNAPSHOT:

- Won Paradise Jam MVP
- Now sits at No. 26 on all-time scoring list (1124)
- Logged first 20-piece of season with 21 points vs. Clemson
- Has started in all 96 career collegiate games

#### SNAPSHOT:

- Logged career-high 27 points w/ four rebounds and four steals vs. Northern Arizona
- Has two 20-point games this season
- No. 5 in assists and 7 in minutes in SEC
- Tabbled the 2022 SEC Freshman of the Year

#### SNAPSHOT:

- Averaged 12.3 PPG, 6.7 RPG & 3.0 APG at Paradise Jam
- Had career-high 15 points w/ 9 rebounds vs. Clemson
- No. 2 in def. RPG & No. 7 in rebounding in the SEC
- Third-year college freshman, believed to be one of two three-year freshmen in the country

#### SNAPSHOT:

- Paradise Jam All-Tournament Team choice
- Tied for first in SEC w/ 3-pointers/game (2.38)
- Averaged 14.7 PPG and 5.0 RPG, while tallying eight 3-pointers at the Virgin Islands Tournament
- Led with 18 points vs. K-State, her former team

#### SNAPSHOT:

- Katrina McClain Preseason Watch List
- Leads SEC in FG% (.653), fifth in rebounding and seventh in points per game
- Third in country in FT attempts (57)
- Averaged 12.7 PPG, 6.0 RPG and 3.3 SPG at Paradise Jam

### FOLLOW, WATCH & LISTEN



@RAZORBACKWBB

TV: SECN+

On the Call: Brett Dolan and Matt Zimmerman

Razorback Sports Network from Learfield (Radio)

Phil Elson - <http://143.223.155.160/audio>  
Fayetteville - KQSM-FM-92.1 /// KYNG-AM - 1590\*  
Fort Smith - KFPW-AM-1230 /// KHGG-AM-1580



## NEIGHBORHOOD WATCH

→ The Razorbacks are coming off a Paradise Jam Reef Tournament Championship after finishing that tournament in St. Thomas, Virgin Islands 3-0. Arkansas defeated Northern Arizona (82-73), Clemson (76-62) and No. 25 Kansas State (69-53) to come home with the tournament trophy

→ **Makayla Daniels** was named Tournament MVP after having averaged 17.3 PPG, 5.7 RPG, 2.7 APG and 2.0 SPG. **Chrissy Carr** also made a spot on the All-Tournament Team after averaging 14.7 PPG and 5.0 RPG, as well as tallying eight 3-pointers

→ Arkansas has commenced the year 8-0, which is the best start for the program during the **Mike Neighbors'** era. This matches the best start for the program since 2016-17 when that team started the year 8-0

→ **Neighbors** is freshly coming off two big milestones in his coaching career. He earned his 200th career win against Northern Arizona last Thursday and his 100th victory at Arkansas against Kent State on Nov. 17

→ A win on Thursday would help the Razorbacks begin the year 9-0, which would be the best start since 2013-14 (that team began the year 13-0)

→ Four Razorbacks are averaging double-digits

→ **Erynn Barnum** leads the team with 16.8 points and 7.9 rebounds per game

→ **Samara Spencer** has racked up 36 assists to lead the team, while averaging 12.8 points and 5.0 rebounds per game. Her assists per game is fifth in the SEC and her 36 total assists is 29th

→ **Barnum** and **Daniels** share the most steals on the team with 16 each. Daniels also is second on the team in points with 13.8 points per game

→ **Carr** is the fourth Razorback in double digits in scoring with 12.4 points per game

→ **Barnum's** field goal percentage leads the SEC and is 15th in the country. She gets to the line as many times as anyone in the country, ranked second in the SEC and third in the NCAA (57)

→ The team is leading the SEC in 3-point attempts (201), as well as second in free throw makes per game (18.5) and attempts per game (29.5) and 3-pointers per game (7.9)

→ Arkansas teams in the past few years have not been known for rebounding the ball effectively, but that has changed, as the Razorbacks have outrebounded opponents in all eight games so far. Arkansas is third in rebounds per game with 45.5 (21st in the NCAA), as well as third in defensive rebounds per game with 33.9 (fifth in NCA) and fifth in rebounding margin at 9.5 (35th in the country)

→ With **Neighbors** in charge, the Hogs are coming off back-to-back NCAA Tournament appearances (should be back-to-back-to-back had the COVID-19 pandemic have not cancelled the 2020 tournament) and four consecutive winning seasons. **Neighbors** also has the most wins of any collegiate coach with 10 years of experience

→ The Razorbacks were projected to finish fourth in the SEC Preseason Media Poll and tied for fifth in the SEC Preseason Coaches Poll. **Daniels** represents Arkansas on the Preseason Second Team (Coaches poll)

## HEADLINERS

→ The Razorbacks are still undefeated at 8-0 and are one of 27 unbeaten teams in the country, one of three in the SEC

→ The team's eight wins is tied for the most in the country

→ Arkansas received votes in the AP Poll with 36, just missing a spot in the rankings

→ Arkansas great **Chelsea Dungee** returns to The Hill, but this time on the opposition as an assistant for Troy. She left Arkansas as the career leader in scoring average, free throws made and free throws attempted. Her 1,903 points for the Razorbacks is the third most in program history

→ **Makayla Daniels** has moved up to No. 26 on the all-time scoring list with 1,124 points. She is two away from matching **Monica Brown** (1983-87) at No. 25

## SCOUTING TROY ABOUT THE TROJANS

→ The Trojans are 3-3 going into Thursday's game with their most notable win coming against BYU (68-62) at the Hawaii North Shore Showcase

→ Troy is No. 12 on the latest Mid-Major Poll

→ Five Troy players are averaging double digits, led by **Makayla Hallmon** who has put up 11.3 PPG in their first six contests

→ **Tai'Sheka Porchia** leads the team in rebounding with 6.2 per game

→ **Sharonica Hartsfield** has a team's most 25 assists and 20 steals

→ Troy is projected to win the Sun Belt with 12-first place votes, as voted on by the league's head coaches

→ **Felmas Koranga** was voted as the Sun Belt Preseason Player of the Year and also earned a spot on the Preseason All-Sun Belt First Team. **Koranga** averaged a double-double of 12.6 points and 10.7 rebounds per game, while leading the team with 50 steals last season

→ **Jashanti Simmons** was named to the Preseason Third Team

→ Troy is coming off an impressive 24-9 season, which ended in a trip to the WNIT. The Trojans lost in the first-round against Alabama (82-79) and came short of earning an NCAA Tournament

## BENCHMARK PERFORMANCES

10+ POINTS	19-20	20-21	21-22	22-23	TOT
Makayla Daniels	12	19	19	5	55
Erynn Barnum	4	9	6	6	25
Samara Spencer	-	-	20	4	24
Jersey Wolfenbarger	-	-	12	0	12
Chrissy Carr	-	-	-	4	4
Saylor Poffenbarger	-	-	-	3	3
Rylee Langerman	-	0	1	1	2
Maryam Dauda	-	-	-	1	1
Emrie Ellis	-	-	1	0	1

20+ POINTS	19-20	20-21	21-22	22-23	TOT
Makayla Daniels	2	1	5	1	9
Samara Spencer	-	-	3	2	5
Erynn Barnum	0	0	0	2	2

30+ POINTS	19-20	20-21	21-22	22-23	TOT
Makayla Daniels	0	0	2	0	2

5+ 3-POINTERS	19-20	20-21	21-22	22-23	TOT
Makayla Daniels	1	0	1	0	2
Chrissy Carr	-	-	-	1	1
Rylee Langerman	-	0	1	0	1
Samara Spencer	-	-	1	0	1

50% FG (8 ATT.)	19-20	20-21	21-22	22-23	TOT
Makayla Daniels	4	3	10	3	20
Erynn Barnum	3	6	3	4	16
Samara Spencer	-	-	8	1	9
Jersey Wolfenbarger	-	-	6	0	6
Chrissy Carr	-	-	-	1	1
Rylee Langerman	-	0	1	0	1
Saylor Poffenbarger	-	-	-	1	1

10+ REBOUNDS	19-20	20-21	21-22	22-23	TOT
Erynn Barnum	1	1	1	1	4
Jersey Wolfenbarger	-	-	2	0	2
Makayla Daniels	0	0	1	0	1
Rylee Langerman	-	0	1	0	1

15+ REBOUNDS	19-20	20-21	21-22	22-23	TOT
--------------	-------	-------	-------	-------	-----

5+ ASSISTS	19-20	20-21	21-22	22-23	TOT
Makayla Daniels	3	2	6	1	12
Samara Spencer	-	-	5	2	7
Saylor Poffenbarger	-	-	-	1	1

3+ BLOCKS	19-20	20-21	21-22	22-23	TOT
Erynn Barnum	3	1	0	1	5
Emrie Ellis	-	-	2	0	2
Jersey Wolfenbarger	-	-	2	0	2
Saylor Poffenbarger	-	-	-	1	1

5+ STEALS	19-20	20-21	21-22	22-23	TOT
Makayla Daniels	4	1	1	0	6
Erynn Barnum	0	0	2	1	3
Rylee Langerman	-	0	1	0	1
Samara Spencer	-	-	1	0	1

DOUBLE-DOUBLES	19-20	20-21	21-22	22-23	TOT
Erynn Barnum	1	1	0	1	3
Jersey Wolfenbarger	-	-	2	0	2

## Stat Comparison

UA	TROY
77.6	Scoring .....75.2
56.3	Opp. Scoring .....79.0
.424	FG % .....337
.337	Def. FG% .....441
.313	3-pt. % .....265
7.9	3-pt./gm .....5.0
.627	FT% .....669
45.5	Reb./gm .....46.8
12.8	Assists/gm .....11.5
14.9	TO/gm .....12.8
+3.0	TO Margin .....+8.2
7.9	Steals/gm .....11.8
3.3	Blocks/gm .....3.3

## 2022-23 SOUTHEASTERN CONFERENCE STANDINGS

CONFERENCE STANDINGS														
	CONFERENCE				OVERALL					AP			COACHES	
	W-L	Pct.	H	A	W-L	Pct.	H	A	N	Streak	vs T10	vs T25	vs T10	vs T25
Arkansas	0-0	.000	0-0	0-0	8-0	1.000	3-0	2-0	3-0	W8	1-0	0-0	0-0	0-0
LSU	0-0	.000	0-0	0-0	8-0	1.000	6-0	0-0	2-0	W8	0-0	0-0	0-0	0-0
South Carolina	0-0	.000	0-0	0-0	7-0	1.000	3-0	4-0	0-0	W7	1-0	3-0	1-0	3-0
Georgia	0-0	.000	0-0	0-0	7-1	.875	4-0	1-0	2-1	L1	0-0	0-0	0-0	0-0
Ole Miss	0-0	.000	0-0	0-0	7-1	.875	5-0	1-0	1-1	W2	0-0	0-1	0-0	0-1
Florida	0-0	.000	0-0	0-0	6-1	.857	4-0	0-1	2-0	W4	0-0	0-0	0-0	0-0
Missouri	0-0	.000	0-0	0-0	6-1	.857	4-0	1-0	1-1	L1	0-0	0-1	0-1	0-1
Kentucky	0-0	.000	0-0	0-0	5-1	.833	4-0	0-0	1-1	W1	0-0	0-1	0-0	0-1
Mississippi State	0-0	.000	0-0	0-0	6-2	.750	5-0	0-1	1-1	W1	0-0	0-0	0-0	0-1
Alabama	0-0	.000	0-0	0-0	4-2	.667	2-0	1-1	1-1	W2	0-0	0-1	0-0	0-1
Auburn	0-0	.000	0-0	0-0	4-2	.667	3-0	0-1	1-1	W1	0-1	0-1	0-1	0-1
Texas A&M	0-0	.000	0-0	0-0	4-2	.667	4-2	0-1	0-0	L1	0-0	0-0	0-0	0-0
Vanderbilt	0-0	.000	0-0	0-0	6-3	.667	4-1	2-0	0-2	W1	0-0	0-1	0-0	0-1
Tennessee	0-0	.000	0-0	0-0	4-4	.500	3-1	0-1	1-2	W2	0-0	0-2	0-0	0-2

2022-23 SEC Preseason  
Media Poll

1. South Carolina
2. Tennessee
3. LSU
4. **Arkansas**
5. Ole Miss
6. Florida
7. Kentucky
8. Mississippi State
9. Georgia
10. Alabama
11. Texas A&M
12. Missouri
13. Auburn
14. Vanderbilt

2022-23 SEC Preseason  
Coaches' Poll

1. South Carolina
2. Tennessee
3. LSU
4. Alabama
5. **Arkansas**
6. Mississippi State
7. Florida
8. Ole Miss
9. Georgia
10. Kentucky
11. Texas A&M
12. Missouri
13. Auburn
14. Vanderbilt

bid after losing to UT Arlington (76-61) in the championship game

**ABOUT THE HEAD COACH**

→ **Chanda Rigby** is in her 11th season as a head coach of an NCAA DI team. She has a career 195-121 record at Troy and has built an incredible mid-major program that has won the Sun Belt in five of the last seven years

→ Her resume includes seven 20+ win seasons (including last year), three Sun Belt Tournament Championships, two SBC Regular Season Titles, three NCAA Tournament berths, six postseason appearances and more

→ **Rigby** was a coach at the junior college level for 12 years before coming to Troy

**NEIGHBORS' TWEET WHEN THE MATCHUP WAS SCHEDULED**

→ "24 wins [last season], WNIT, 4 straight win seasons and has led NCAA in pace of play for six years in a row. Oh yeah... you might recognize one of their assistant coaches. @Chelsea\_dunjee returns to @BudWaltonArrena."

**SERIES HISTORY OF TROY VS. ARKANSAS**

→ Thursday will be the first time these teams will meet in the series

**LAST TIME OUT**

→ Arkansas went 3-0 at the Paradise Jam Reef Tournament to win the event. The team defeated Northern Arizona (82-73), Clemson (76-62) and No. 25 Kansas State (69-53) to bring home the trophy

→ **Makayla Daniels** was named MVP and **Chrissy Carr** was named to the All-Tournament Team

→ All five starters averaged double digits in scoring throughout the week at the Paradise Jam in St. Thomas, U.S. Virgin Islands

→ **Daniels** led the way with 17.3 points, 5.7 rebounds, 2.7 assists and 2.0 steals per game. Her most notable performance was her 21 points and five rebounds against Clemson

→ You could tell **Carr** really liked to shoot in that gym at the University of the Virgin Islands. She registered 14.7 points and 5.0 rebounds per game. She hit eight 3-pointers, including five in the Razorbacks' win over Clemson. Her 18 points against Kansas State, her former team, led the game

→ **Erynn Barnum** is continuing her impressive start, having averaged 12.7 points, 6.7 rebounds, 3.3 steals and 1.0 block per game. She tallied 17 points and three steals in the championship game against Kansas State and 14 points, nine rebounds and five steals for a +28 efficiency vs. Clemson

→ **Saylor Poffenbarger** is starting to really find her stride and averaged 12.3 points, 6.7 rebounds, 3.0 assists and 1.0 steal per game across those three contests. She had a career-high 15 points with nine boards against Clemson and a career-high six assists against Kansas State

→ **Samara Spencer** averaged 12.0 points, 5.7 rebounds, 4.0 assists and 2.3 steals per game at the Paradise Jam. She was Player of the Game after the win over Northern Arizona, pacing the team with a career-high 27 points, four rebounds and four steals

**AN ARKANSAS WIN MEANS...**

→ The team's record will improve to 9-0, which would be the best start for the team since 2013

→ Arkansas will win four straight home games

→ **Mike Neighbors** will continue to improve on his win total for his best start to a season at Arkansas

→ **Neighbors** extends his win total to 203

**OH YEAH, SHE'S A FRESHMAN**

→ **Saylor Poffenbarger** was tabbed SEC Freshman of the Week following the team's Paradise Jam Championship win

→ **Poffenbarger** averaged 12.3 points, 6.7 rebounds, 3.0 assists, as well as a block and a steal across three games at the Paradise Jam

→ Her most impressive performance was in the Razorbacks' 69-53 win over No. 25 Kansas State. She held Gabby Gregory, a top 10 scorer in the nation, to just five points off 1-of-10 shooting after she had previously dropped 35 the night before

→ Logged a career-high 15 points with nine rebounds in the win over Clemson and delivered a career-high six assists vs. Kansas State

**OFF TO A GREAT START**

→ **Erynn Barnum** continues to shine bright for the Razorbacks, leading the way in scoring (16.8 PPG) and rebounding (7.9 RPG)

→ Coming off a solid performance at the Paradise Jam, having averaged 12.7 PPG and 6.7 RPG, while logging an impressive 10 steals

→ SEC statistical rankings: first in field goal percentage (.653), second in free throw attempts (57), sixth in rebounds per game (7.9) seventh in points per game (16.8) and 11th in steals per game (2.0)



→ NCAA statistical rankings: fourth in free throw attempts and 15th in field goal percentage  
 → Has delivered double digits in scoring in and 6+ rebounds in all but one game this season  
 → Before the game against Tulsa, she never had a 20-point game, but is coming off back-to-back 20-point games with a career-high 27 points and eight rebounds vs. Tulsa and 20 points with six boards against Kent State  
 → She tallied 15 points and 11 rebounds for her third career double-double versus UAPB  
 → Head coach **Mike Neighbors** has mentioned how **Barnum** has the capability of putting up a double-double every night  
 → Longest tenured Razorback, approaching her fifth year on the team (redshirted in 2018-19)  
 → Last season averaged 7.6 points and 4.8 rebounds per game. She started in 10 of 22 games, missing a large chunk due to injury

## WATCH LIST SZN

→ **Erynn Barnum** was named to the Katrina McClain Award Preseason Watch List as one of the 20 best power forwards in the country  
 → She is the first Arkansas player to be a candidate for this particular award and the first Razorback on a preseason watch list since prior to the 2020-21 season

## MAK ATTACK

→ **Makayla Daniels** is delivering on all areas on the floor (seriously no surprise)  
 → Coming off winning Paradise Jam Reef Tournament MVP, averaging 17.3 points, 5.7 rebounds, 2.7 assists and 2.0 steals per game  
 → Delivered season-high 21 points with five rebounds against Clemson in the Virgin Islands  
 → Ranked No. 26 on the all-time scoring list with 1,124 points. The next stop is No. 25, which is held by **Monica Brown** who had 1,126 career points  
 → Sits at No. 20 on the all-time assist list (241). She needs nine more to tie **Shea Henderson** (252) at No. 19  
 → Has fourth most steals (152) and fifth most points and fifth most assists (241) among active SEC players  
 → Sits fourth in 3-pointers (14), sixth in free throw attempts (44) and eighth in steals (16) in the SEC  
 → Has the 28th most free throw attempts and 67th most steals in the NCAA  
 → Earned a spot on the SEC Preseason Second Team, her first recognition by the league since she was SEC Freshman of the Week in 2019-20  
 → She became the 31st member of the 1,000-point club in the Razorbacks' final game last season in the NCAA Tournament versus Utah  
 → Last season averaged 14.0 points and a team-leading 5.3 rebounds per game in the guard spot. **Daniels** also averaged 2.9 assists and 1.8 steals per game

## PAINTING A PICTURE

→ **Samara Spencer** is showing no signs of a sophomore slump after winning SEC Freshman of the Year a season ago  
 → Dominates the paint with her speed to the basket and can shoot the 3-pointer with great accuracy  
 → Averaged 12.0 points, 5.7 rebounds, 4.0 assists and 2.3 steals per game at the Paradise Jam  
 → Delivered a career-high 27 points with four rebounds and four steals in the win against

## WHAT'S HE SAYIN'?

Trying to figure out what Coach Neighbors is saying on the bench? Don't worry – he has a language all his own.

Coach Neighbors plays Positionless Basketball. Instead of having guards, forwards and centers, he has Rabbits, Rackers, Locks and Dragons.



Rabbits run the floor and look to score quickly with a layup.



Rackers bring the ball up the floor, and are trying to get to the rack.



Locks, generally good three-point shooters, are trying to win the race to the corners.



The Dragon is the last player down the court, dragging behind the others.

## Northern Arizona

→ SEC statistical rankings: fourth in 3-point attempts (45), fifth in assists per game (4.5), fifth in field goal attempts (96), seventh in free throw attempts (37) and 13th in total points (102)  
 → NCAA statistical rankings: 31st in total assists, 37th in free throw attempts, 65th in field goal attempts and 60th in 3-point attempts  
 → **Spencer** averaged 12.2 points, 3.7 rebounds, 3.1 assists, 1.2 steals and 30.1 minutes per game last season  
 → Led team with 96 total assists last season

## POFFEN OFF!

→ **Saylor Poffenbarger** is the textbook definition of a big guard  
 → If you need **Poffenbarger** to play any position one through five, she could handle it  
 → Played her best ball at Arkansas while at the Paradise Jam, where she averaged 12.3 points, 6.7 rebounds, 3.0 assists and 1.0 block and steal per game throughout those three games and was named SEC Freshman of the Week  
 → Logged a career-high 15 points and nine rebounds vs. Clemson and delivered a career-high six assists against Kansas State  
 → Had a career-high 10 rebounds vs. Tulsa  
 → If the shots aren't falling, she will find another way to contribute  
 → In her first collegiate start against UAPB, racked up 11 points and eight rebounds  
 → SEC statistical rankings: second in defensive rebounds per game (6.5), fifth in minutes (31.2) and eighth in rebounds per game (7.5)  
 → No. 51 in total rebounds nationally (60)  
 → Joined the team midway through last year after transferring from UConn. She was the No. 30th-ranked recruit in the 2021 class

## TRANSFER PORTAL JACKPOT

→ **Chrissy Carr** has started in all but two collegiate games she has appeared in during her

## OUR RECORD WHEN ...

Overall .....	8-0
Home / Away / Neutral .....	3-0/2-0/3-0
SEC .....	0-0
Home / Away .....	0-0/0-0
White Uniforms .....	5-0
Cardinal Uniforms .....	3-0
Anthracite Uniforms .....	0-0

## LEADS/QUARTERS/HALFTIME/OT

Leading after the 1st quarter .....	7-0
Leading after the 2nd quarter/Half .....	7-0
Leading after the 3rd quarter .....	7-0
Leading at the half, home .....	3-0
Leading at the half, road/neutral .....	4-0
Tied at the half, home .....	0-0
Tied at the half, road/neutral .....	1-0
Games decided by 5 points or fewer .....	0-0
Games decided by 10 points or fewer .....	2-0
Leading with 5:00 left .....	8-0
Leading with 2:00 left .....	8-0
Overtime games .....	0-0

## OFFENSE

Scoring less than 70 points .....	1-0
Scoring 70-79 points .....	4-0
Scoring 80-89 points .....	2-0
Scoring 90-99 points .....	1-0
Scoring 100+ points .....	0-0
2 Players Or Less in Double Figures .....	0-0
3 Players in Double Figures .....	4-0
4 Players in Double Figures .....	4-0
5 Players in Double Figures .....	0-0
5+ Players in Double Figures .....	0-0
When shooting 50 percent or higher .....	1-0
When shooting less than 50 percent .....	7-0

## REBOUNDING/TURNOVERS

When outrebounding opponent .....	8-0
When outrebounded .....	0-0
When rebounds are even .....	0-0
When grabbing 10+ offensive reb .....	4-0
When forcing 15+ turnovers .....	6-0
When committing less than 15 turnovers .....	5-0
When committing 15+ turnovers .....	3-0

## Top Scorers (Includes Ties)

Barnum .....	@UAPB, UCA, TU
Carr .....	@LR, K-ST.
Daniels .....	CLEM
Spencer .....	@UABP, Kent, NAU

## Top Rebounders (Includes Ties)

Barnum .....	@UAPB, UCA, @LR, NAU, CLEM
Carr .....	NAU
Poffenbarger .....	TU, @LR, CLEM
Spencer .....	Kent, K-ST.

## Months

November .....	8-0
----------------	-----



fifth season with 100+ starts

→ Named to the Paradise Jam All-Tournament Team, averaging 14.7 points and 5.0 rebounds per game

→ Knocked down eight 3-pointers during the tournament, including five against Clemson. Those five triples is tied for the second most scored in a game by an SEC player this season

→ Shot the ball well against her former team, Kansas State, to lead the game with 18 points and four big boards

→ Delivered a season-high 22 points off 7-of-10 shooting and four 3-pointers with two boards at Little Rock

→ Can be deadly from 3-point as one of the top 3-point shooters in the conference

→ SEC statistical rankings: tied for first in 3-pointers made per game (2.38)

→ NCAA statistical rankings: 28th in 3-pointers (19) and 3-point attempts (51)

→ An overall well-rounded player, **Carr** can shoot, attack the basket to get to her midrange, rebound and defend. She also brings a great deal of veteran leadership

→ She has averaged double digits, or near to it, all four years thus far. Averaged 9.8 PPG as a freshman and sophomore at Kansas State and a career-high 15.2 points and 4.9 rebounds per game as a junior. In her one year at Syracuse, averaged 11.7 points and 4.6 boards per game, while leading the team in 3-pointers (60) and shooting 36.3 percent from deep

## TAKING ONE FOR THE TEAM

→ Playing an important role off the bench

→ Being told to play in position you have never played before is quite tough, especially as a freshman in college, but **Jersey Wolfenbarger** handled that task with ease

→ **Wolfenbarger** played down low in just about every start last season, setting her up to play against some of the best bigs in the country, including Aliyah Boston (South Carolina), Jenna Staiti (Georgia) and Tamari Key (Tennessee), but that didn't stop her production

→ Averaging 3.5 points and 3.6 rebounds per game this season and has made big, momentum-turning plays in games

→ Last season, averaged 7.6 points, 4.3 rebounds and 0.9 blocks per game, while being named to the All-SEC Freshman Team

→ Double-doubled twice last season with 12 points and 11 rebounds at Missouri and 12 points and 10 boards at Texas A&M

→ High school accolades: McDonald's All-American, two-time Arkansas Gatorade Player of the Year, No. 7 overall recruit in the country and No. 1 wing player in ESPN HoopGurlz, Naismith HS Player of the Year and FIBA U19 World Cup medalist

## THE GLUE

→ **Rylee Langerman** is a hustler and team player. She is willing to do the dirty work or anything her team needs to win

→ Often called "the glue girl" and a player everyone needs on a team to be successful

→ Averaged 2.0 points and 2.0 rebounds per game at the Paradise Jam, playing an efficient

51 total minutes

→ Logged her second career double-digit scoring contest with 10 points, five boards and four steals against Tulsa

→ Diving for a loose ball is now called a "Langerman"

→ Has easily become a fan favorite

→ **Langerman** was named to the 2022 SEC Community Service Team. She is a role model in the NWA community and beyond, as well as a positive light to those also affected by Alopecia

→ Her stats don't always show up on the box score, but if there's a loose ball, a ball going out of bounds or a tie-up, you can bet she's involved

→ Averaged 3.2 points and 3.7 rebounds across 19.2 minutes per game last season

## WAIT WILL BE WORTH IT

→ **Maryam Dauda** is primed to be one of the top bigs in the SEC in the near future. The scariest thing about her is she can not only take care of business down low, but she can shoot 3-pointers and make them too

→ Averaged 3.3 points, 3.7 rebounds and 1.0 block per game at the Paradise Jam, as she continues to provide a spark off the bench

→ Knocked down a big 3-pointer to help the Razorbacks go up big against Kansas State in the first half and blocked three shots against Northern Arizona

→ Delivered a career-high 10 points vs. Central Arkansas

→ Recovered from an ACL injury she suffered from in high school last season

→ Was a top player out of high school, as the No. 13 player in the country according to ESPN HoopGurlz. She was also a McDonalds All-American

## SE OKLAHOMA'S BEST KEPT SECRET

→ Last year's freshmen class featured **Emrie Ellis** (Vanoss), who is capable of putting up triple-double type numbers

→ A part of the rotation, playing 9.0 minutes per game

→ Her best game this season was her five points off 2-of-3

## BY THE NUMBERS

**1,124**

Makayla Daniels is now No. 26 on the all-time scoring list with 1,124 points. She is two points away from the next spot on the list

**202**

Mike Neighbors achieved his 200th win against Northern Arizona, 82-73. He upped that total to 202 after finishing 3-0 at the Paradise Jam

**28**

Arkansas is 28-11 all-time against in-state opponents and 18-3 against Division I Arkansas opponents. A 42-year ban was put in place from Arkansas schools playing against one another, but that ban broke in 2019

**8**

Arkansas has commenced the season 8-0, which is the best start for the program during the Mike Neighbors era and best since 2016. It's also ranked as the No. 1 most wins in the NCAA (as of 11/27)

## GAME-BY-GAME STARTERS IN 2022-23 (ALPHABETICAL)

OPPONENT	1	2	3	4	5
UAPB	Barnum	Carr	Daniels	Poffenbarger	Spencer
Central Arkansas	Barnum	Carr	Daniels	Poffenbarger	Spencer
Tulsa	Barnum	Carr	Daniels	Poffenbarger	Spencer
Kent State	Barnum	Carr	Daniels	Poffenbarger	Spencer
Little Rock	Barnum	Carr	Daniels	Poffenbarger	Spencer
Northern Arizona	Barnum	Carr	Daniels	Poffenbarger	Spencer
Clemson	Barnum	Carr	Daniels	Poffenbarger	Spencer
Kansas State	Barnum	Carr	Daniels	Poffenbarger	Spencer
Troy					
Oral Roberts					
Lamar					
Arkansas State					
Creighton					
Oregon					
Ohio State/USF					
LSU					
Kentucky					
Florida					
Missouri					
Vanderbilt					
LSU					
South Carolina					
Alabama					
Ole Miss					
Auburn					
Vanderbilt					
Missouri					
Tennessee					
Georgia					
Mississippi State					
Texas A&M					







## HOMEGROWN HOGS

**ERYNN BARNUM**  
R-SR. | F | LITTLE ROCK, ARKANSAS

**LOREN LINDSEY**  
FR. | G | FAYETTEVILLE, ARKANSAS

**AVERY HUGHES**  
SR. | G | BENTONVILLE, ARKANSAS

**JERSEY WOLFENBARGER**  
SO. | G/F | FORT SMITH, ARKANSAS

**MARYAM DAUDA**  
R-FR. | F | BENTONVILLE, ARKANSAS

- The Hogs' roster is Arkansas heavy, and that starts from the top down, as Head Coach Mike Neighbors, a University of Arkansas Alum, was born and raised in Greenwood, Arkansas
- Erynn Barnum, now in her redshirt senior season, is the oldest of the Arkansas clan. Barnum was playing the best basketball of her career last season during the non-conference slate until an injury sidelined her for a large portion of the SEC slate. In her nine appearances during non-conference play, Barnum averaged 11.2 points and 5.9 rebounds per game
- Loren Lindsey is a true freshman out of Fayetteville High School. She has joined the team as a walk-on after a successful career with the Bulldogs
- Senior Avery Hughes of Bentonville was the first walk-on of the Neighbors era at Arkansas and was put on scholarship prior to last season. She played in 14 games off the bench
- Jersey Wolfenbarger is one of the highest recruited players in the program's history. The 6-5 wing ranked No. 7 in the 2021 Hoopgurlz rankings was the Arkansas Gatorade Player of the Year twice in a row. She was named to the SEC All-Freshman Team and started in 23 contests
- After having to sit out last season with an ACL injury, Maryam Dauda is destined for a great year. She was a McDonald's All-American and Jordan Brand Classic Invitee and was ranked as the top-ranked post player in the ESPN Hoopgurlz rankings
- Not pictured: Sasha Goforth (redshirting) started all 32 games, averaging 11.5 points, 4.8 rebounds and 2.1 blocks per game last year



## OKLAHOMIES

**RYLEE LANGERMAN**  
JR. | G | NORMAN, OKLAHOMA

**KARLEY JOHNSON**  
FR. | G | MUSTANG, OKLAHOMA

**EMRIE ELLIS**  
SO. | F | VANOSS, OKLAHOMA

- On the Arkansas women's basketball roster, 75 percent are either from Arkansas or its bordering state of Oklahoma
- Rylee Langerman out of Norman, Oklahoma is the eldest of the Oklahoma bunch, going into her junior year. She played in all 32 games with seven starts, averaging 3.2 points and 3.7 rebounds per game

- Emrie Ellis appeared in 27 games last season to tally 2.9 points and 2.1 boards per game along with 22 blocks. Ellis is from Vanoss, a small town in the southeastern part of the state
- Karley Johnson is a true freshman and product of Mustang, just southwest of Oklahoma City. She was a McDonald's All-American nominee
- Not pictured: Ashlyn Sage (redshirting), who played in 15 games as a freshman last season and comes to Arkansas from Weatherford, Oklahoma



## MARYLAND MAGIC

**MAKAYLA DANIELS**  
SR. | G | FREDERICK, MARYLAND

**SAYLOR POFFENBARGER**  
R-FR. | G | MIDDLETOWN, MARYLAND

- Makayla Daniels was the first ever Maryland signee in Arkansas women's basketball history
- Now, the Razorbacks have two from Little America with the addition of Saylor Poffenbarger in winter 2022
- Daniels has started in all 88 collegiate games she has appeared in, coming off last year as the leading returner in scoring and rebounding
- Poffenbarger, a UConn transfer, brings along a great deal of versatility. She was the No. 30 player in the ESPN Hoopgurlz rankings



## 2022-23 ROSTER @RAZORBACKWBB

### NUMERICAL

NO.	NAME	POS	HT	CL	HOMETOWN/PREVIOUS SCHOOL	TWITTER
0	Saylor Poffenbarger	G	6-2	R-Fr.	Middletown, Md./UConn	@saylorpoff
2	Samara Spencer	G	5-7	So.	Fort Lauderdale, Fla./St. Thomas Aquinas	@samaraaspencer
4	Erynn Barnum	F	6-2	R-Sr.	Little Rock, Ark./Little Rock Central	@erynnbee_
11	Rylee Langerman	G	5-9	Jr.	Norman, Okla./Christian Heritage	@rylang2
13	Sasha Goforth*	G	6-1	Jr.	Fayetteville, Ark./Oregon State	@goforthsasha
15	Ashlyn Sage*	G	6-2	So.	Weatherford, Okla./Weatherford	@ashlynsage15
20	Karley Johnson	G	5-9	Fr.	Mustang, Okla./Mustang	@karleyjohnsonOK
21	Loren Lindsey	G	5-11	Fr.	Fayetteville, Ark./Fayetteville	@lorenbailey7766
22	Avery Hughes	G	5-7	Sr.	Bentonville, Ark./Bentonville	@averyhughes00
24	Jersey Wolfenbarger	G	6-5	So.	Fort Smith, Ark./Northside	@jerseywolf4
30	Maryam Dauda	F	6-4	R-Fr.	Bentonville, Ark./Bentonville	@maryamdada30
34	Chrissy Carr	G	6-1	R-Sr.	Eden Prairie, Minn./Syracuse	@chrissycarr4
43	Makayla Daniels	G	5-8	Sr.	Frederick, Md./Frederick	@makayladaniels5
55	Emrie Ellis	F	6-3	So.	Vanoss, Okla./Vanoss	@ellisemrie

\* Redshirting 2022-23 season

### COACHING STAFF

Title	Name	Year	Alma Mater
Head Coach	Mike Neighbors	6th Season	Arkansas, 1993
Associate Head Coach	Todd Schaefer	6th Season	Thomas More College, 1995
Assistant Coach	Pauline Love	6th Season	Southern Miss, 2010
Assistant Coach	Lacey Goldwire	4th Season	Oklahoma State, 2010
Director of Operations	Amber Shirey	35th Season	Arkansas, 1992
Special Assistant to the HC	Jeff Brazil	16th Season	Arkansas, 2010
Dir. of Student-Athlete Devel.	Jayci Stone	1st Season	Kansas State, 2008

### ELIGIBILITY

#### Seniors (4)

Erynn Barnum  
Chrissy Carr  
Makayla Daniels  
Avery Hughes

#### Juniors (1)

Rylee Langerman

#### Sophomores (4)

Emrie Ellis  
Sasha Goforth (RS)  
Samara Spencer  
Jersey Wolfenbarger

#### Freshman (5)

Maryam Dauda (RS)  
Karley Johnson  
Loren Lindsey  
Saylor Poffenbarger (RS)  
Ashlyn Sage (RS)

### BY STATE

#### ARKANSAS (6)

Erynn Barnum Little Rock  
Maryam Dauda Bentonville  
Sasha Goforth Fayetteville  
Avery Hughes Bentonville  
Loren Lindsey Fayetteville  
Jersey Wolfenbarger Fort Smith

#### FLORIDA (1)

Samara Spencer Fort Lauderdale

#### MARYLAND (2)

Makayla Daniels Frederick  
Saylor Poffenbarger Middletown

#### MINNESOTA (1)

Chrissy Carr Manhattan (Kan.)

#### OKLAHOMA (4)

Emrie Ellis Vanoss  
Rylee Langerman Norman  
Karley Johnson Mustang  
Ashlyn Sage Weatherford

### ALPHABETICAL

NO.	NAME	POS	HT	CL	HOMETOWN/PREVIOUS SCHOOL
4	Erynn Barnum	F	6-2	R-Sr.	Little Rock, Ark./LR Central HS
34	Chrissy Carr	G	6-1	R-Sr.	Eden Prairie, Minn./Syracuse
43	Makayla Daniels	G	5-8	Sr.	Frederick, Md./Frederick HS
30	Maryam Dauda	F	6-4	R-Fr.	Bentonville, Ark./Bentonville HS
55	Emrie Ellis	F	6-3	So.	Vanoss, Okla./Vanoss HS
13	Sasha Goforth*	G	6-1	Jr.	Fayetteville, Ark./Oregon State
22	Avery Hughes	G	5-7	Sr.	Bentonville, Ark./Bentonville HS
20	Karley Johnson	G	5-9	Fr.	Mustang, Okla./Mustang
11	Rylee Langerman	G	5-9	Jr.	Norman, Okla./Christian Heritage HS
0	Saylor Poffenbarger	G	6-2	R-Fr.	Middletown, Md./Middletown HS/UConn
15	Ashlyn Sage*	G	6-2	So.	Weatherford, Okla./Weatherford
2	Samara Spencer	G	5-7	So.	Fort Lauderdale, Fla./St. Thomas Aquinas HS
24	Jersey Wolfenbarger	G	6-5	So.	Fort Smith, Ark./Northside HS

### FA-NETIK

### PRONUNCIATIONS

2 Suh-MARE-uh  
30 DOW-duh  
55 em-REE



## OFFENSE

Scored 110+-----	110, vs. Providence (11-16-98)
Scored 100+ points at home -----	105, vs. UCA (12-13-20)
Scored 100+ points on the road -----	108, at Ole Miss (2-16-20)   108, Baylor (3-6-91)
Scored 90-99 points -----	93, at Little Rock (11-20-22)
Scored 90+ points at home -----	90, No. 12 LSU (1-27-22)
Scored 90+ points on the road -----	93, at Little Rock (11-20-22)
Scored 80-89 points -----	82, vs. Northern Arizona (11-24-22)
Scored 80-89 points at home -----	80, vs. Kent State (11-17-22)
Scored 80-89 points on the road -----	87, at Mississippi State (2-27-22)
Was held to 50-59-----	54, vs. No. 1 South Carolina (3-4-22)
Was held to 49-40-----	42 at No. 9 South Carolina (1-25-18)
Was held to 39-20-----	34, at LSU, 2-7-19
Was held to 20 or less -----	N/A
Made 40+ field goals -----	40, vs. UCA (12-13-20)
Made 17+ three-point field goals -----	19, Alabama (2-28-21)
Made 10+ three-point field goals -----	10, at Little Rock (11-20-22)
Did not make 3-pointer (since 1986)-----	0-10, at LSU, (2-7-19)
Made 30 free throws -----	30 (30-39), No. 4 Baylor (12-6-20)
Made 25 free throws -----	29 (29-32), Cal (12-5-21)
Shot 50-59 or better -----	50.0, No. 12 LSU (1-27-22)
Shot 60 percent or better -----	.625 (30-48), vs. Little Rock (11-20-22)
Held to less than 30 percent -----	.273 (18-66), vs. Missouri (3-3-22)
Held to less than 20 percent -----	.182 (10-55) vs. No. 6 Tennessee (1-8-12; 1, 38-69)
Had 20 or more assists in a game -----	22, vs. UCA (12-13-20)

## DEFENSE

Allowed 100 points-----	104, at No. 4 South Carolina (1-18-21)
Allowed 80-99 points-----	92, vs. Utah (3-18-22)
Held opponent to 40-49 points -----	49, at Little Rock (11-20-22)
Held opponent to 39-30 -----	34, vs. UCA (11-11-22)
Held an SEC opponent under 50 points in 3 cons. games -----	47, Auburn (1-29-15)
-----	W, 52-47; 42, Alabama (2-1-15, W, 53-42); #24/21 Georgia (2-9-15, W, 54-48)
Held opponent to 29 points or less -----	23, Binghamton, 11-30-13
Held an opponent under 15 points in a half -----	14, vs. UCA (11-11-22)
Held an opponent to 2 points in a quarter -----	2, vs. UCA (12-13-20)
Held opponent under 15 field goals -----	12, UCA (11-11-22)
Held opponent to less than 30 percent shooting -----	27.3 (15-55), vs. Kansas State (11-26-22)
Held opponent to less than 20 percent shooting -----	19.7 (13-66), vs. Northwestern State (12-15-19)
Held opponent under 15 percent from 3-point -----	14.3 (1-7), at Little Rock (11-20-22)
Opponent did not make a 3-pointer -----	0, Tulsa (12-11-19)
Had 70+ rebounds -----	74, Mississippi Valley State (11-24-89)
Had 60-69 rebounds -----	64, Prairie View A&M (12-16-18)
Had 50-59 rebounds -----	56, at UAPB (11-7-22)
Had 10 or more blocked shots in a game -----	11, vs. No. 1 South Carolina (3-4-22)
Had 20 or more steals in a game -----	20, ORU (11-13-13)
Had 15 or more steals in a game -----	18, vs. UT Martin (12-29-19)
Forced 25+ turnovers in a game -----	28, vs. Northern Arizona (11-24-22)

## OTHER

Won an overtime game -----	61-52, vs. Missouri (3-3-22)
Lost an overtime game -----	86-83, at No. 7 Tennessee (1-31-22)
Won a double overtime game -----	73-72, vs. Florida (1-29-12)
Lost a double overtime game -----	N/A
Won a triple overtime game -----	91-80 Win in 3OT, 2-10-13, at Alabama
Played consecutive OT games -----	1-24-16 at Auburn (lost); 1-28-16 vs Florida (lost)
Won regular season tournament -----	Paradise Jam (St. Thomas, U.S. Virgin Islands, Nov. 24-26, 2022)
Defeated ranked team -----	69-53, vs. No. 25 Kansas State (11-26-22)
Defeated a ranked team on the road -----	69-53 vs. K-State (St. Thomas, U.S.V.I), 57-53, at #19/18 LSU, 2-23-14; 77-76, #17/16 Iowa (Las Vegas), 12-18-14
All-time SEC win streak -----	8 games (1-15-12: Auburn through 2-15-12: at Auburn)
All-time SEC home win streak -----	5 games (1-15-12: Auburn -- 2-9-12: S. Carolina)
-----	5 games (1-14-21: Florida -- 2-28-21: Alabama)

## A RAZORBACK PLAYER ...

Scored 20-24 points -----	21, Makayla Daniels, vs. Clemson (11-25-22)
Scored 25-29 points -----	27, Samara Spencer, vs. Northern Arizona (11-24-22)
Scored 30+ points -----	30, Amber Ramirez, Auburn (2-10-22)
Scored 40+ points -----	41, Chelsea Dungee vs Auburn (2-10-19)
Scored 20+ points 10 times in a season -----	Chelsea Dungee (20x   2018-19)
-----	Chelsea Dungee (11x   2019-20)
-----	Chelsea Dungee (17x   2020-21)
Double figures in 15 consecutive games (season) -----	Jessica Jackson, 11/11/16, LSU 1-8-17
-----	Chelsea Dungee, 26 games, (2018-19 & 2019-20)
-----	Chelsea Dungee, 31 games, (2019-20 & 2020-21)
-----	Amber Ramirez, 15 games (2021-22)
Five players scored double figures in 1 game -----	at Mississippi State (2-27-22)
-----	Goforth 20, Ramirez 15, Daniels 14, Wolfenbarger 13, Spencer 12, Barnum 10
Five starters in double figures -----	at Mississippi State (2-27-22)
-----	Goforth 20, Ramirez 15, Daniels 14, Wolfenbarger 13, Spencer 12
Seven players scored in double figures in 1 game -----	vs. Northwestern State (11-9-18)
-----	(Tolefree 19, Gaulden 16, Monk 12, Dombia 11, Dungee 11, Thomas 11, Williams 10)
Made 10+ field goals in a game -----	10, Samara Spencer, vs. Northern Arizona (11-24-22)
Attempted 20+ field goals in a game -----	21, Samara Spencer, vs. Northern Arizona (11-4-22)
Made 10 free throws in a game -----	11, Amber Ramirez, Missouri (1-9-22)
Made 7 or more 3-pt FG in a game -----	8, Amber Ramirez, Alabama (2-28-21)
Attempted 10 or more 3-pt FG in a game -----	10, Makayla Daniels, vs. Kansas State (11-26-22)
Had 10-14 rebounds -----	11, Erynn Barnum, at UAPB (11-7-22)
Had 15-19 rebounds -----	21, Taylah Thomas, New Orleans, 11-8-19
Had 20+ rebounds -----	21, Taylah Thomas, New Orleans, 11-8-19
Had 10 offensive reb - Records go back to 05-06 -----	11, Melissa Wolff
-----	vs. New Orleans (1-30-15)
Had 10+ defensive reb - Records go back to 05-06 -----	11, Makayla Daniels, vs. Missouri (3-3-22)
Had 10+ assists -----	10, Destiny Slocum, at Missouri (2-4-21)
Had 10+ assists in consecutive games -----	Jailyn Mason (11 vs. HBU, 12-28-16 and 10 at Ole
-----	Miss, 1-1-17), Calli Berna (11 vs. No. 10/8 KY, 2/7/13 and 11 at UA, 2/10/13)
Had 5+ blocks in a game -----	5, Sasha Goforth, vs. Missouri (3-3-22)
Had 9+ blocks in a game -----	9, Robyn Irwin vs. SMSU, 12-19-88 (school record)
Had 5 or more steals in a game -----	5, Erynn Barnum, vs. Clemson (11-25-22)
Had a double-double -----	15 points, 11 rebounds, Erynn Barnum, at UAPB (11-7-22)
Had a double-double in two consecutive games -----	Jersey Wolfenbarger, at Texas A&M, at Missouri (2022)
-----	12 & 10 at Texas A&M/12 & 11 at Missouri
Had two players record a double-double -----	Kiara Williams (12 pts/16 reb) &
-----	Malika Monk (10 pts/10 reb)., Grambling State (12-28-17)
Had seven double-doubles in a season -----	Devin Cosper, 2017-18
-----	(SHSU, ORU, NMSU, Char., Tulsa, OM, AL)
Had 10+ double-doubles in a season -----	2006-07, Lauren Ervin (14)
Had a triple-double -----	14 pts, 13 reb, 12 asts, C'eira Ricketts vs. Auburn (1-18-09)

## MORE ABOUT MIKE

Hometown: Greenwood, Ark. (Greenwood HS)  
Family: Daughter Abby; Sons Alec, Bowen and Barrett  
Alma Mater: Arkansas, 1993

## NEIGHBORS BY THE NUMBERS

- 194 Wins (194-105, 9 seasons)
- 5 Players drafted in the WNBA (HC)
- 14 Signed McDonalds' All-Americans
- 10 Years as a head coach
- 8 Postseason appearances
- 1 Final Four appearance

## LEARN MORE



Sign up for Mike Neighbors' news-letter and listen to his podcasts at CoachNeighbors.com

## NABES FAVES

### TOP 10 MOVIES

1. A Few Good Men
2. The Hunt For Red October
3. The Silence Of The Lambs
4. Hoosiers
5. Moneyball
6. Pretty Woman
7. Top Gun
8. JFK
9. The Lion King
10. Purple Rain

See the entire list here: <http://imdb.to/2royaEO>

### TOP 10 SONGS

1. Sweet Child O' Mine (Guns N' Roses)
2. You Shook Me All Night Long (AC/DC)
3. Man In The Mirror (Michael Jackson)
4. Amarillo By Morning (George Strait)
5. Jessie's Girl (Rick Springfield)
6. Hysteria (Def Leppard)
7. Fishin' In The Dark (Nitty Gritty Dirt Band)
8. The Ballad of Curtis Loew (Lynyrd Skynyrd)
9. Wanted Dead Or Alive (Bon Jovi)
10. Let's Go Crazy (Prince)

### TOP 10 TV SHOWS

1. West Wing (first three seasons)
2. Ted Lasso
3. The Wire
4. Breaking Bad
5. Seinfeld
6. The Newsroom
7. Prison Break
8. Arrested Development
9. Game of Thrones
10. The Goldbergs



# MIKE NEIGHBORS

THE MOST INTERESTING COACH IN COLLEGE BASKETBALL  
Sixth Season | Career Record: 202-105 (10) | Arkansas Record: 104-64 (6)

Arkansas women's basketball has been transformed into a nationally recognized program in just five short years thanks to head coach Mike Neighbors. During his time back home at his alma mater, Neighbors has guided his Hogs to the best five-year period of sustained success in program history. The proof of his success, and the success of his system, lies in the numbers - Neighbors has accumulated 194 wins during his nine seasons as a head coach, which is the most of any Division I head coach who has been a head coach for nine years.

Entering his sixth season on the bench for Arkansas, the program is coming off its fourth consecutive winning season and second straight NCAA Tournament appearance (would be three had the 2020 NCAA Tournament not have been cancelled due to the COVID-19 pandemic). The Hogs' NCAA Tournament appearance in 2022 marked the first time since 2003 the program had played in back-to-back NCAA Tournaments (2002 and 2003). Arkansas finished yet another season with one of the most prolific offenses in the Southeastern Conference, leading the league in 3-pointers per game (8.1) and 3-point attempts (810), while finishing second in scoring offense (73.6 PPG). Neighbors' 2021-22 team was efficient at taking care of the basketball, leading the league in assist/turnover ratio (1.12) and fewest turnovers per game (11.1), which was fourth in the country. The Hogs were just one of six teams in the nation to commit two turnovers in a game (vs. Missouri on Jan. 9, 2022), which led the country.

Under Neighbors' leadership, Samara Spencer became the first Hog to win SEC Freshman of the Year since 2009, while Amber Ramirez was named an All-SEC Second Team choice and Jersey Wolfenbarger was tabbed to the SEC All-Freshman Team. Ramirez, who played three stellar seasons on the court as a Hog, finished the season second in 3-pointers per game (2.6) and 3-point percentage (40.2), as well as ninth in points per game (15.4) in the SEC. The Hogs were also just one of four SEC schools with 4+ players who averaged double digits (Ramirez [15.4], Makayla Daniels [14.0], Spencer [12.2] and Sasha Goforth [11.5]).

## TIMELINE

- Bentonville HS Head Coach 1994-98
- Cabot HS Head Coach 1998-99
- Arkansas Director of Ops 1999-01
- Tulsa Univ. Assistant Coach 2001-05
- Univ. of Colorado Assistant Coach 2005-06
- Univ. of Arkansas Assistant Coach 2006-07
- Xavier Assistant Coach 2007-2011
- Univ. of Washington Assistant Coach 2011-13
- Univ. of Washington Head Coach 2013-17
- Univ. of Arkansas Head Coach 2017-present

## COACHING DEVELOPMENT

Coach	w/Nabes	Now
Chantel Osahor	'20, '21	AC Oklahoma
Fred Castro	'14, '15, '16	HC Eastern Michigan
Adia Barnes	'14, '15	HC Arizona
Adam Call	'14	AC George Washington
Morgan Valley	'16	AC UConn
Todd Schaefer	'16-Pres.	AHC Arkansas

## COACHING HISTORY

Year	Overall	Pac-12	Finish
2013-14	20-14 (.588)	10-8 (.556)	6
2014-15	23-10 (.697)	11-7 (.611)	5
2015-16	26-11 (.703)	11-7 (.611)	5
2016-17	29-6 (.829)	15-3 (.833)	T-2
UW	98-41 (.705)	47-25 (.662)	

Year	Overall	SEC	Finish
2017-18	13-18 (.419)	3-13 (.188)	T-11
2018-19	22-15 (.611)	6-10 (.375)	10
2019-20	24-8 (.750)	10-6 (.625)	T3
2020-21	19-9 (.679)	9-6 (.600)	T5
2021-22	18-14 (.563)	7-9 (.438)	T8
2022-23	4-0 (1.000)	-	-
Ark	104-64 (.619)	35-44 (.443)	

Totals 202-105 (.658) 82-69 (.543) 10 yrs

## PLAYER DEVELOPMENT

YEAR	UNIVERSITY	PLAYER	ROUND	OVERALL	TEAM NOTE
2021	Arkansas	Chelsea Dungee	1	5	Dallas Wings ! @
2021	Arkansas	Destiny Slocum	2	14	Las Vegas Aces ! @
2021	Arizona	Aari McDonald	1	3	Atlanta Dream @
2017	Washington	Kelsey Plum	1	1	San Antonio Stars ! @
					Las Vegas Aces
	Washington	Chantel Osahor	2	21	Chicago Sky ! @
2016	Washington	Talia Walton	3	29	Los Angeles Sparks ! @
2011	Xavier	Amber Harris	1	4	Minnesota Lynx !#
	Xavier	Ta'Shia Phillips	1	8	Atlanta Dream !#
	TAMU/UAFA	Tanisha Smith	2	22	Seattle Storm #
	Colorado	Brittany Spears	2	19	Phoenix Mercury *
2009	Arkansas	Shameka Christon	1	5	New York Liberty S
2008	Arkansas	Lauren Ervin	3	37	Connecticut Sun !#
2006	Tulsa	Megan Moody	-	-	Houston Comets
					Free Agent #
2003	Tulsa	Allison Curtin	1	12	Houston Comets ! #
					Traded to Detroit Shock
	Arkansas	Dana Cherry	2	23	Charlotte Sting S

\*- Signed but did not coach

!- At the school when player was drafted

@- Worked with player as a head coach

#- Worked with player as an assistant coach

\$- Worked with player as other (GA, etc)

## NABES VS. ARKANSAS HISTORY

Category	NABES	All Others In Program History
Winning Record In SEC Play	2 Seasons	2 Seasons
SEC Tourney Finals	1	0
Top 5 Wins	2	2
Weeks Ranked in AP Top 25	34	63
Top 15 WNBA Draft Picks	2	1
McDonald's AAs Signed	5	1
WBCA AAs	1	1



## THE MOST INTERESTING MAN IN COLLEGE BASKETBALL

→ Movies: His expansive movie collection includes digital, disk and VHS copies. Did you know he used to work at BlockBuster? On a related note, he also collects books that have been turned into movies.


→ Baseballs autographed by movie stars: Ask him about this collection – talk about some good stories.

→ Lunch Boxes: Coach collects tin lunch boxes that he carried to school and has them displayed in his home. His first lunch box had KISS on it.

→ Hamilton: Nabes is a huge Hamilton fan, and routinely quotes the Broadway musical to players, fans and media alike.

→ Athens City Champion: Coach stumbled upon a dart tournament while on a trip to Athens, Georgia. He joined in and was one of the two-man winning team.

→ Ask him about shoes, music, movies, guitars, basketball nostalgia – just about anything!



NEIGHBORS VERSUS ...	Fresno State	2	0	Northern Arizona	1	0	TCU	0	1
Abilene Christian	Furman	1	0	Northwestern State	2	0	Tennessee	2	4
Alabama	Georgia	1	6	Notre Dame	0	1	Tennessee Martin	1	0
Arizona State	Grambling State	2	0	Oklahoma	1	2	Tennessee State	1	0
Arizona	Grand Canyon	1	0	Ole Miss	5	2	Tennessee Tech	1	0
Arkansas State	Hartford	1	0	Oral Roberts	4	0	Texas A&M	3	8
Auburn	Hawai'i	1	0	Oregon State	1	6	Texas Tech	1	0
Baylor	Houston	2	0	Oregon	5	3	Tulsa	4	0
Belmont	Idaho	1	0	Pennsylvania	1	0	UAB	1	0
Boise State	Iowa State	0	1	Pittsburgh	1	1	UAPB	3	0
BYU	Jackson State	2	0	Portland	3	1	UC Irvine	1	0
California	Kansas	0	1	Prairie View A&M	1	0	UC Riverside	2	0
Central Arkansas	Kansas State	2	0	Saint Mary's	0	1	UCLA	4	2
Central Florida	Kent State	1	0	Sam Houston	2	0	USC	6	0
Charlotte	Kentucky	2	5	Samford	1	0	Utah	7	4
Clemson	Little Rock	4	0	San Diego State	2	0	UT-Arlington	2	0
Colorado State	Louisiana-Monroe	2	0	San Diego	1	0	UTEP	0	2
Colorado	LSU	3	2	Santa Clara	1	0	Vanderbilt	3	2
Connecticut	McNeese State	1	0	Savannah State	1	0	Wake Forest	1	0
Creighton	Maryland	1	1	Seattle	4	0	Washington State	5	3
CSUN	Miami	0	1	SMU	2	0	Weber State	1	0
DePaul	Mississippi State	3	5	South Carolina	1	8	Wisconsin	3	0
Eastern Washington	Missouri	8	4	South Dakota	2	0	Wright State	0	1
Florida State	Montana State	2	0	Stanford	3	5	Yale	1	0
Florida	Nebraska	1	1	Stony Brook	1	0	TOTALS	202	105
FGCU	New Mexico State	1	0	Syracuse	0	2			
Fordham	New Orleans	1	0	Tarleton State	1	0			





## 2022-23 Arkansas Women's Basketball Combined Team Statistics All games

Page 1/1  
as of Nov 27, 2022

### Game Records

Record	Overall	Home	Away	Neutral
ALL GAMES	8-0	3-0	2-0	3-0
CONFERENCE	0-0	0-0	0-0	0-0
NON-CONFERENCE	8-0	3-0	2-0	3-0

### Score by Periods

Team	1st	2nd	3rd	4th	OT	TOT
Arkansas	149	159	164	149	0	621
Opponents	107	85	111	147	0	450

### Team Box Score

No. Player					Total		3-Point		F-Throw		Rebounds													
		GP-GS	MIN	AVG	FG-FGA	FG%	3FG-3FGA	3FG%	FT-FTA	FT%	OFF	DEF	TOT	AVG	PF	DQ	A	TO	BLK	STL	PTS	AVG		
4	BARNUM, Erynn	8-8	197:07	24.6	49-75	.653	1-4	.250	35-57	.614	22	41	63	7.9	15	0	9	16	9	16	134	16.8		
43	DANIELS, Makayla	8-8	232:42	29.1	32-79	.405	14-34	.412	32-44	.727	8	31	39	4.9	15	0	25	20	1	16	110	13.8		
2	SPENCER, Samara	8-8	244:34	30.6	36-96	.375	10-45	.222	20-41	.488	1	39	40	5.0	18	0	36	26	0	8	102	12.8		
34	CARR, Chrissy	8-8	204:00	25.5	32-75	.427	19-51	.373	16-18	.889	9	29	38	4.8	11	0	2	10	1	2	99	12.4		
0	POFFENBARGER, Saylor	8-8	249:13	31.2	19-60	.317	8-32	.250	17-26	.654	8	52	60	7.5	16	0	17	18	9	5	63	7.9		
30	DAUDA, Maryam	8-0	117:04	14.6	14-28	.500	3-5	.600	9-15	.600	16	15	31	3.9	18	0	5	13	6	3	40	5.0		
11	LANGERMAN, Rylee	8-0	154:11	19.3	11-23	.478	5-13	.385	10-19	.526	7	16	23	2.9	17	0	4	5	0	8	37	4.6		
24	WOLFENBARGER, Jersey	8-0	118:53	14.9	10-36	.278	2-14	.143	6-12	.500	8	21	29	3.6	11	0	2	4	0	2	28	3.5		
55	ELLIS, Emrie	6-0	53:57	9.0	2-8	.250	1-3	.333	0-0	.000	1	8	9	1.5	7	0	0	5	0	1	5	0.8		
22	HUGHES, Avery	3-0	09:08	3.0	0-3	.000	0-0	.000	2-2	1.000	0	0	0	0.0	3	0	1	1	0	0	2	0.7		
20	JOHNSON, Karley	4-0	12:16	3.1	0-0	.000	0-0	.000	1-2	.500	0	1	1	0.3	0	0	1	0	0	2	1	0.3		
21	LINDSEY, Loren	3-0	06:54	2.3	0-0	.000	0-0	.000	0-0	.000	0	0	0	0.0	0	0	0	0	0	0	0	0.0		
Team											13	18	31					1						
Total		8	1600		205-483	.424	63-201	.313	148-236	.627	93	271	364	45.5	131	0	102	119	26	63	621	77.6		
Opponents		8	1600		161-478	.337	49-167	.293	79-130	.608	65	223	288	36.0	194	7	71	143	17	46	450	56.3		

### Team Statistics

	ARK	OPP
<b>Scoring</b>	<b>621</b>	<b>450</b>
Points per game	77.6	56.3
Scoring margin	+21.4	-
<b>Field goals-att</b>	<b>205-483</b>	<b>161-478</b>
Field goal pct	.424	.337
<b>3 point fg-att</b>	<b>63-201</b>	<b>49-167</b>
3-point FG pct	.313	.293
3-pt FG made per game	7.9	6.1
<b>Free throws-att</b>	<b>148-236</b>	<b>79-130</b>
Free throw pct	.627	.608
F-Throws made per game	18.5	9.9
<b>Rebounds</b>	<b>364</b>	<b>288</b>
Rebounds per game	45.5	36.0
Rebounding margin	+9.5	-
<b>Assists</b>	<b>102</b>	<b>71</b>
Assists per game	12.8	8.9
<b>Turnovers</b>	<b>119</b>	<b>143</b>
Turnovers per game	14.9	17.9
Turnover margin	+3.0	-
Assist/turnover ratio	0.9	0.5
<b>Steals</b>	<b>63</b>	<b>46</b>
Steals per game	7.9	5.8
<b>Blocks</b>	<b>26</b>	<b>17</b>
Blocks per game	3.3	2.1
<b>Winning streak</b>	<b>8</b>	<b>-</b>
Home win streak	3	-
<b>Attendance</b>	<b>12186</b>	<b>6007</b>
Home games-Avg/Game	3-4062	2-3004
Neutral site-Avg/Game	-	3-1249

### Team Results

Date	Opponent		Score	Att.
11/07/2022	at Ark.-Pine Bluff	W	70-50	3128
11/11/2022	Central Ark.	W	72-34	7410
11/14/2022	Tulsa	W	79-70	2511
11/17/2022	Kent St.	W	80-59	2265
11/20/2022	at Little Rock	W	93-49	2879
11/24/2022	vs Northern Ariz.	W	82-73	0
11/25/2022	vs Clemson	W	76-62	1724
11/26/2022	vs Kansas St.	W	69-53	2024



2022-23 Arkansas Women's Basketball  
Team High/Low Analysis  
All games

Page 1/4  
as of Nov 27, 2022

### Arkansas - Game Highs

<b>POINTS</b>	93	at Little Rock (11/20/2022)
	82	vs Northern Ariz. (N) (11/24/2022)
	80	Kent St. (11/17/2022)
	79	Tulsa (11/14/2022)
	76	vs Clemson (N) (11/25/2022)
<b>FIELD GOALS MADE</b>	30	at Little Rock (11/20/2022)
	30	Kent St. (11/17/2022)
<b>FIELD GOAL ATTEMPTS</b>	72	Tulsa (11/14/2022)
	70	at Ark.-Pine Bluff (11/07/2022)
<b>FIELD GOAL PERCENTAGE</b>	.625 (30-48)	at Little Rock (11/20/2022)
	.479 (23-48)	vs Clemson (N) (11/25/2022)
<b>3 PT FG MADE</b>	11	Tulsa (11/14/2022)
	10	at Little Rock (11/20/2022)
<b>3 PT FG ATTEMPTS</b>	39	Tulsa (11/14/2022)
	30	vs Kansas St. (N) (11/26/2022)
<b>3 PT FG PERCENTAGE</b>	.526 (10-19)	at Little Rock (11/20/2022)
	.391 (9-23)	vs Clemson (N) (11/25/2022)
<b>FREE THROWS MADE</b>	23	at Little Rock (11/20/2022)
	22	Central Ark. (11/11/2022)
<b>FREE THROW ATTEMPTS</b>	46	at Ark.-Pine Bluff (11/07/2022)
	35	vs Clemson (N) (11/25/2022)
	35	Central Ark. (11/11/2022)
<b>FREE THROW PERCENTAGE</b>	.767 (23-30)	at Little Rock (11/20/2022)
	.700 (21-30)	vs Northern Ariz. (N) (11/24/2022)
<b>REBOUNDS</b>	56	at Ark.-Pine Bluff (11/07/2022)
	47	Tulsa (11/14/2022)
<b>ASSISTS</b>	19	Kent St. (11/17/2022)
	16	at Little Rock (11/20/2022)
<b>STEALS</b>	12	at Ark.-Pine Bluff (11/07/2022)
	9	vs Kansas St. (N) (11/26/2022)
	9	vs Clemson (N) (11/25/2022)
	9	vs Northern Ariz. (N) (11/24/2022)
<b>BLOCKED SHOTS</b>	6	Central Ark. (11/11/2022)
	5	Kent St. (11/17/2022)
<b>TURNOVERS</b>	23	vs Clemson (N) (11/25/2022)
	22	at Little Rock (11/20/2022)
<b>FOULS</b>	22	at Little Rock (11/20/2022)
	19	vs Clemson (N) (11/25/2022)





## 2022-23 Arkansas Women's Basketball Category Leaders All games

Page 1/3  
as of Nov 27, 2022

### Points

##	Player	G	Pts	Pts/G
4	Barnum, Erynn	8	134	16.8
43	Daniels, Makayla	8	110	13.8
2	Spencer, Samara	8	102	12.8
34	Carr, Chrissy	8	99	12.4
0	Poffenbarger, Saylor	8	63	7.9
30	Dauda, Maryam	8	40	5.0
11	Langerman, Rylee	8	37	4.6
24	Wolfenbarger, Jersey	8	28	3.5
55	Ellis, Emrie	6	5	0.8
22	Hughes, Avery	3	2	0.7
20	Johnson, Karley	4	1	0.3

### Scoring Average

##	Player	G	Pts	Pts/G
4	Barnum, Erynn	8	134	16.8
43	Daniels, Makayla	8	110	13.8
2	Spencer, Samara	8	102	12.8
34	Carr, Chrissy	8	99	12.4
0	Poffenbarger, Saylor	8	63	7.9
30	Dauda, Maryam	8	40	5.0
11	Langerman, Rylee	8	37	4.6
24	Wolfenbarger, Jersey	8	28	3.5
55	Ellis, Emrie	6	5	0.8
22	Hughes, Avery	3	2	0.7
20	Johnson, Karley	4	1	0.3

### Field Goal Percentage

##	Player	FG	Att	Pct
4	Barnum, Erynn	49	75	.653
30	Dauda, Maryam	14	28	.500
11	Langerman, Rylee	11	23	.478
34	Carr, Chrissy	32	75	.427
43	Daniels, Makayla	32	79	.405
2	Spencer, Samara	36	96	.375
0	Poffenbarger, Saylor	19	60	.317
24	Wolfenbarger, Jersey	10	36	.278
55	Ellis, Emrie	2	8	.250

### Field Goal Attempts

##	Player	G	Att	Att/G
2	Spencer, Samara	8	96	12.0
43	Daniels, Makayla	8	79	9.9
4	Barnum, Erynn	8	75	9.4
34	Carr, Chrissy	8	75	9.4
0	Poffenbarger, Saylor	8	60	7.5

### Field Goals Made

##	Player	G	Made	Made/G
4	Barnum, Erynn	8	49	6.1
2	Spencer, Samara	8	36	4.5
43	Daniels, Makayla	8	32	4.0
34	Carr, Chrissy	8	32	4.0
0	Poffenbarger, Saylor	8	19	2.4

### 3-Point FG Percentage

##	Player	3FG	Att	Pct
30	Dauda, Maryam	3	5	.600
43	Daniels, Makayla	14	34	.412
11	Langerman, Rylee	5	13	.385
34	Carr, Chrissy	19	51	.373
55	Ellis, Emrie	1	3	.333
4	Barnum, Erynn	1	4	.250
0	Poffenbarger, Saylor	8	32	.250
2	Spencer, Samara	10	45	.222
24	Wolfenbarger, Jersey	2	14	.143

### 3-Point FG Attempts

##	Player	G	Att	Att/G
34	Carr, Chrissy	8	51	6.4
2	Spencer, Samara	8	45	5.6
43	Daniels, Makayla	8	34	4.3
0	Poffenbarger, Saylor	8	32	4.0
24	Wolfenbarger, Jersey	8	14	1.8

### 3-Point FG Made

##	Player	G	Made	Made/G
34	Carr, Chrissy	8	19	2.4
43	Daniels, Makayla	8	14	1.8
2	Spencer, Samara	8	10	1.3
0	Poffenbarger, Saylor	8	8	1.0
11	Langerman, Rylee	8	5	0.6

## Free Throw Percentage

##	Player	Made	Att	Pct
22	Hughes, Avery	2	2	1.000
34	Carr, Chrissy	16	18	.889
43	Daniels, Makayla	32	44	.727
0	Poffenbarger, Saylor	17	26	.654
4	Barnum, Erynn	35	57	.614
30	Dauda, Maryam	9	15	.600
11	Langerman, Rylee	10	19	.526
24	Wolfenbarger, Jersey	6	12	.500
20	Johnson, Karley	1	2	.500
2	Spencer, Samara	20	41	.488

## Rebounds

##	Player	G	Reb	Reb/G
4	Barnum, Erynn	8	63	7.9
0	Poffenbarger, Saylor	8	60	7.5
2	Spencer, Samara	8	40	5.0
43	Daniels, Makayla	8	39	4.9
34	Carr, Chrissy	8	38	4.8

## Rebounds Average

##	Player	G	Reb	Reb/G
4	Barnum, Erynn	8	63	7.9
0	Poffenbarger, Saylor	8	60	7.5
2	Spencer, Samara	8	40	5.0
43	Daniels, Makayla	8	39	4.9
34	Carr, Chrissy	8	38	4.8

## Offensive Rebounds

##	Player	G	OReb	OReb/G
4	Barnum, Erynn	8	22	2.8
30	Dauda, Maryam	8	16	2.0
34	Carr, Chrissy	8	9	1.1
43	Daniels, Makayla	8	8	1.0
0	Poffenbarger, Saylor	8	8	1.0

## Defensive Rebounds

##	Player	G	DReb	DReb/G
0	Poffenbarger, Saylor	8	52	6.5
4	Barnum, Erynn	8	41	5.1
2	Spencer, Samara	8	39	4.9
43	Daniels, Makayla	8	31	3.9
34	Carr, Chrissy	8	29	3.6

## Fouls

##	Player	G	PF	PF/G
2	Spencer, Samara	8	18	2.3
30	Dauda, Maryam	8	18	2.3
11	Langerman, Rylee	8	17	2.1
0	Poffenbarger, Saylor	8	16	2.0
4	Barnum, Erynn	8	15	1.9

## Foul Outs

##	Player	G	FO
----	--------	---	----

## Free Throw Attempts

##	Player	G	Att	Att/G
4	Barnum, Erynn	8	57	7.1
43	Daniels, Makayla	8	44	5.5
2	Spencer, Samara	8	41	5.1
0	Poffenbarger, Saylor	8	26	3.3
11	Langerman, Rylee	8	19	2.4

## Free Throws Made

##	Player	G	Made	Made/G
4	Barnum, Erynn	8	35	4.4
43	Daniels, Makayla	8	32	4.0
2	Spencer, Samara	8	20	2.5
0	Poffenbarger, Saylor	8	17	2.1
34	Carr, Chrissy	8	16	2.0

## Assists

##	Player	G	Ast	Ast/G
2	Spencer, Samara	8	36	4.5
43	Daniels, Makayla	8	25	3.1
0	Poffenbarger, Saylor	8	17	2.1
4	Barnum, Erynn	8	9	1.1
30	Dauda, Maryam	8	5	0.6

## Steals

##	Player	G	Stl	Stl/G
4	Barnum, Erynn	8	16	2.0
43	Daniels, Makayla	8	16	2.0
2	Spencer, Samara	8	8	1.0
11	Langerman, Rylee	8	8	1.0
0	Poffenbarger, Saylor	8	5	0.6

## Blocked Shots

##	Player	G	Blk	Blk/G
4	Barnum, Erynn	8	9	1.1
0	Poffenbarger, Saylor	8	9	1.1
30	Dauda, Maryam	8	6	0.8
43	Daniels, Makayla	8	1	0.1
34	Carr, Chrissy	8	1	0.1

## Minutes

##	Player	G	Min	Min/G
0	Poffenbarger, Saylor	8	249	31:09
2	Spencer, Samara	8	245	30:34
43	Daniels, Makayla	8	233	29:05
34	Carr, Chrissy	8	204	25:30
4	Barnum, Erynn	8	197	24:38

## Turnovers

##	Player	G	TO	TO/G
2	Spencer, Samara	8	26	3.3
43	Daniels, Makayla	8	20	2.5
0	Poffenbarger, Saylor	8	18	2.3
4	Barnum, Erynn	8	16	2.0
30	Dauda, Maryam	8	13	1.6



## 2022-23 Arkansas Women's Basketball Points-rebounds-assists All games

Page 1/1  
as of Nov 27, 2022

Opponent	Date	Score	0	2	4	11	20	21	22	24	30	34	43
			POFFENBARG	SPENCER,SA	BARNUM,ERY	LANGERMAN,	JOHNSON,KA	LINDSEY,LO	HUGHES,AVE	WOLFENBARG	DAUDA,MARY	CARR,CHRIS	DANIELS,MA
at Ark.-Pine Bluff	11/07/2022	70-50 W	11-8-2	15-4-4	15-11-1	4-6-0	DNP	DNP	DNP	7-7-0	4-3-1	10-3-0	4-6-1
Central Ark.	11/11/2022	72-34 W	2-7-1	5-2-3	19-9-2	9-4-0	0-0-0	0-0-0	DNP	5-1-0	10-5-0	8-8-0	14-2-4
Tulsa	11/14/2022	79-70 W	2-10-3	13-3-4	27-8-0	10-5-1	DNP	DNP	DNP	2-0-0	3-3-0	3-6-0	19-9-3
Kent St.	11/17/2022	80-59 W	2-6-1	22-7-7	20-6-1	5-2-2	0-1-0	DNP	0-0-1	4-6-0	6-5-1	12-4-1	9-2-5
at Little Rock	11/20/2022	93-49 W	9-9-1	11-7-6	15-9-1	3-0-0	1-0-1	0-0-0	2-0-0	6-5-1	7-4-2	22-2-0	12-3-4
vs Northern Ariz.	11/24/2022	82-73 W	13-5-2	27-4-2	7-7-2	3-2-1	DNP	DNP	DNP	2-4-0	5-4-1	7-7-0	18-6-4
vs Clemson	11/25/2022	76-62 W	15-9-1	3-5-6	14-9-1	3-0-0	DNP	DNP	DNP	1-4-1	0-3-0	19-4-1	21-5-2
vs Kansas St.	11/26/2022	69-53 W	9-6-6	6-8-4	17-4-1	0-4-0	0-0-0	0-0-0	0-0-0	1-2-0	5-4-0	18-4-0	13-6-2
Opponent	Date	Score	55	ELLIS,EMRI									
at Ark.-Pine Bluff	11/07/2022	70-50 W	0-2-0										
Central Ark.	11/11/2022	72-34 W	0-4-0										
Tulsa	11/14/2022	79-70 W	DNP										
Kent St.	11/17/2022	80-59 W	0-1-0										
at Little Rock	11/20/2022	93-49 W	5-2-0										
vs Northern Ariz.	11/24/2022	82-73 W	0-0-0										
vs Clemson	11/25/2022	76-62 W	DNP										
vs Kansas St.	11/26/2022	69-53 W	0-0-0										





**2022-23 Arkansas Women's Basketball  
Player Highs Analysis  
All games**

Page 1/2  
as of Nov 27, 2022

**Arkansas - Individual Game Highs**

<b>POINTS</b>	27		Samara Spencer vs Northern Ariz. (N) (11/24/2022)
	27		Erynn Barnum vs Tulsa (11/14/2022)
	22		Chrissy Carr at Little Rock (11/20/2022)
	22		Samara Spencer vs Kent St. (11/17/2022)
	21		Makayla Daniels vs Clemson (N) (11/25/2022)
<b>FIELD GOALS MADE</b>	10		Samara Spencer vs Northern Ariz. (N) (11/24/2022)
	10		Erynn Barnum vs Tulsa (11/14/2022)
<b>FIELD GOAL ATTEMPTS</b>	21		Samara Spencer vs Northern Ariz. (N) (11/24/2022)
	19		Makayla Daniels vs Tulsa (11/14/2022)
<b>FIELD GOAL PERCENTAGE (min 5 made)</b>	1.000	(5-5)	Erynn Barnum at Little Rock (11/20/2022)
	.833	(10-12)	Erynn Barnum vs Tulsa (11/14/2022)
<b>3 PT FG MADE</b>	5		Chrissy Carr vs Clemson (N) (11/25/2022)
	4		Chrissy Carr at Little Rock (11/20/2022)
	4		Makayla Daniels vs Tulsa (11/14/2022)
<b>3 PT FG ATTEMPTS</b>	11		Samara Spencer vs Tulsa (11/14/2022)
	10		Makayla Daniels vs Kansas St. (N) (11/26/2022)
	10		Chrissy Carr vs Clemson (N) (11/25/2022)
<b>3 PT FG PERCENTAGE (min 2 made)</b>	.750	(3-4)	Makayla Daniels at Little Rock (11/20/2022)
	.667	(4-6)	Chrissy Carr at Little Rock (11/20/2022)
	.667	(2-3)	Makayla Daniels vs Kent St. (11/17/2022)
<b>FREE THROWS MADE</b>	9		Erynn Barnum vs Central Ark. (11/11/2022)
	8		Makayla Daniels vs Northern Ariz. (N) (11/24/2022)
<b>FREE THROW ATTEMPTS</b>	13		Erynn Barnum at Ark.-Pine Bluff (11/07/2022)
	12		Erynn Barnum vs Tulsa (11/14/2022)
<b>FREE THROW PERCENTAGE (min 3 made)</b>	1.000	(9-9)	Erynn Barnum vs Central Ark. (11/11/2022)
	1.000	(4-4)	Chrissy Carr at Little Rock (11/20/2022)
	1.000	(3-3)	Makayla Daniels vs Kansas St. (N) (11/26/2022)
<b>REBOUNDS</b>	11		Erynn Barnum at Ark.-Pine Bluff (11/07/2022)
	10		Saylor Poffenbarger vs Tulsa (11/14/2022)
<b>ASSISTS</b>	7		Samara Spencer vs Kent St. (11/17/2022)
	6		Saylor Poffenbarger vs Kansas St. (N) (11/26/2022)
	6		Samara Spencer vs Clemson (N) (11/25/2022)
	6		Samara Spencer at Little Rock (11/20/2022)
<b>STEALS</b>	5		Erynn Barnum vs Clemson (N) (11/25/2022)
	4		Samara Spencer vs Northern Ariz. (N) (11/24/2022)
	4		Makayla Daniels vs Kent St. (11/17/2022)
	4		Rylee Langerman vs Tulsa (11/14/2022)
	4		Makayla Daniels vs Central Ark. (11/11/2022)
	4		Rylee Langerman at Ark.-Pine Bluff (11/07/2022)
	4		Erynn Barnum at Ark.-Pine Bluff (11/07/2022)
<b>BLOCKED SHOTS</b>	3		Maryam Dauda vs Northern Ariz. (N) (11/24/2022)
	3		Saylor Poffenbarger vs Kent St. (11/17/2022)
	3		Erynn Barnum vs Central Ark. (11/11/2022)
<b>TURNOVERS</b>	8		Samara Spencer vs Clemson (N) (11/25/2022)
	6		Makayla Daniels vs Clemson (N) (11/25/2022)
	6		Samara Spencer at Little Rock (11/20/2022)
<b>FOULS</b>	4		Makayla Daniels vs Clemson (N) (11/25/2022)
	4		Rylee Langerman vs Clemson (N) (11/25/2022)
	4		Makayla Daniels vs Northern Ariz. (N) (11/24/2022)
	4		Maryam Dauda at Little Rock (11/20/2022)
	4		Saylor Poffenbarger vs Tulsa (11/14/2022)
	4		Maryam Dauda at Ark.-Pine Bluff (11/07/2022)
	4		Samara Spencer at Ark.-Pine Bluff (11/07/2022)



0 Saylor Poffenbarger | R-Fr. | 6-2 | G | Middletown, Conn. (Middletown HS) | UConn

### POFFENBARGER BENCHMARK STATS

2022-23 SEASON HIGHS

Points	15	vs. Clemson	11-25-22
FG Made	5	vs. Clemson	11-25-22
FG Att.	14	at UAPB	11-7-22
3FG Made	2	vs. #25 K-State	11-26-22*
3FG Att.	9	at UAPB	11-7-22
FT Made	3	vs. Clemson	11-25-22*
FT Att.	6	at UAPB	11-7-22
Off. Reb.	2	vs. NAU	11-24-22*
Def. Reb.	9	at Little Rock	11-20-22
Rebounds	10	vs. Tulsa	11-14-22
Assists	6	vs. #25 K-State	11-26-22
Blocks	3	vs. Kent State	11-17-22
Steals	1	vs. #25 K-State	11-26-22*
Minutes	38	vs. #25 K-State	11-26-22

CAREER HIGHS

Points	15	vs. Clemson	11-25-22
FG Made	5	vs. Clemson	11-25-22
FG Att.	14	at UAPB	11-7-22
3FG Made	2	vs. #25 K-State	11-26-22*
3FG Att.	9	at UAPB	11-7-22
FT Made	3	vs. Clemson	11-25-22*
FT Att.	6	at UAPB	11-7-22
Off. Reb.	2	vs. NAU	11-24-22*
Def. Reb.	9	at Little Rock	11-20-22
Rebounds	10	vs. Tulsa	11-14-22
Assists	6	vs. #25 K-State	11-26-22
Blocks	3	vs. Kent State	11-17-22
Steals	1	vs. #25 K-State	11-26-22*
Minutes	38	vs. #25 K-State	11-26-22

N/A

2021-22 SEC HIGHS

NOTABLES

Stat	22-23	Career
Double Figure Pts	3	3
Double Figure Rebs	1	1
Double-Doubles	-	-
5+ Assists	1	1
5+ Blocks	-	-
5+ Steals	-	-
Led Team in Pts	-	-
Led Team in Reb	3	3
20+ Points	-	-
30+ Points	-	-

\* Most Recent

### GAME NOTES

- Named SEC Freshman of the Week following her performance at Paradise Jam
- Produced career-high 15 points vs. Clemson and career best six assists against #25 K-State
- A versatile player who could play positions one through five if she needed to
- Ranks second in defensive rebounds/game (6.5), fifth in minutes (31.2) and eighth in rebounds in the SEC, while No. 51 in total rebounds (60) in the NCAA
- Believed to be one of two three-year freshmen in the country (Ellie Foster from UNI the other one)
- Enrolled early at UConn in Jan. 2021
- No. 30th-ranked recruit in her class, No. 13th-ranked guard
- Won gold at the 2019 FIBA Americas U16 Championship

### WHO IS SAYLOR POFFENBARGER?

- Majoring in recreation and sport management
- Plays for her little brother that passed away
- Comes from an athletic family: mother, Amy, played basketball at Missouri and was a huge influence on Saylor's basketball journey, and three of her brothers play football: Reese (21) – starting quarterback for U of Albany, Brittin (15) – freshman in HS football and Higgins (10) – fourth grade football player
- Played against teammate Makayla Daniels a few times and was on the same AAU team as her at one point
- Favorite movie: Legally Blonde

### #0 POFFENBARGER, Saylor

Opponent	Date	GS	MIN	Total		3-Pointers		Free throws		Rebounds				PF	A	TO	BLK	STL	PTS	AVG	
				FG-FA	PCT	3FG-3FA	PCT	FT-FTA	PCT	OFF	DEF	TOT	AVG								
at Ark.-Pine Bluff	11/07/2022	*	27:35	3-14	.214	2-9	.222	3-6	.500	2	6	8	8.0	1	2	2	1	0	11	11.0	
Central Ark.	11/11/2022	*	30:24	0-5	.000	0-3	.000	2-4	.500	0	7	7	7.5	1	1	2	2	0	2	6.5	
Tulsa	11/14/2022	*	28:35	1-4	.250	0-2	.000	0-0	.000	2	8	10	8.3	4	3	0	0	1	2	5.0	
Kent St.	11/17/2022	*	29:51	0-7	.000	0-3	.000	2-2	1.000	1	5	6	7.8	0	1	1	3	1	2	4.3	
at Little Rock	11/20/2022	*	27:53	3-4	.750	0-1	.000	3-4	.750	0	9	9	8.0	3	1	3	0	0	9	5.2	
vs Northern Ariz.	11/24/2022	*	31:41	4-10	.400	2-6	.333	3-4	.750	2	3	5	7.5	3	2	4	1	1	13	6.5	
vs Clemson	11/25/2022	*	37:48	5-8	.625	2-4	.500	3-4	.750	0	9	9	7.7	2	1	4	0	1	15	7.7	
vs Kansas St.	11/26/2022	*	35:26	3-8	.375	2-4	.500	1-2	.500	1	5	6	7.5	2	6	2	2	1	9	7.9	
Totals			8	249:13	19-60	.317	8-32	.250	17-26	.654	8	52	60	7.5	16	17	18	9	5	63	7.9

### Player Averages

Games Played	Minutes/game	Points/game	FG Pct	3FG Pct	FT Pct	Rebounds/game	Assists/game	Turnovers/game	Assist/Turnover ratio	Steals/game	Blocks/game
8	31.2	7.9	31.7	25.0	65.4	7.5	2.1	2.3	0.9	0.6	1.1

### CAREER STATISTICS

SEASON	TEAM	GP-GS	MIN/AVG	Field Goals		3-Point		F-Throws		Rebounds				Scoring						
				FG-FGA	FG%	3FG-3FGA	3FG%	FT-FTA	FT%	OFF	DEF	TOT	AVG	PF-FO	A	TO	BLK	STL	PTS	AVG
2020-21	UConn	12-0	33/2.7	2-15	.133	1-11	.091	1-1	1.000	1	3	4	0.3	2-0	0	0	1	0	6	0.5
2022-23	Ark	8-8	249/31.2	19-60	.317	8-32	.250	17-26	.654	8	52	60	7.5	16-0	17	18	9	5	63	7.9
<b>TOTAL FOR Ark</b>		<b>8-8</b>	<b>249/31.2</b>	<b>19-60</b>	<b>.317</b>	<b>8-32</b>	<b>.250</b>	<b>17-26</b>	<b>.654</b>	<b>8</b>	<b>52</b>	<b>60</b>	<b>7.5</b>	<b>16-0</b>	<b>17</b>	<b>18</b>	<b>9</b>	<b>5</b>	<b>63</b>	<b>7.9</b>
<b>TOTAL</b>		<b>20-8</b>	<b>282/14.1</b>	<b>21-75</b>	<b>.280</b>	<b>9-43</b>	<b>.209</b>	<b>18-27</b>	<b>.667</b>	<b>9</b>	<b>55</b>	<b>64</b>	<b>3.2</b>	<b>18-0</b>	<b>17</b>	<b>18</b>	<b>10</b>	<b>5</b>	<b>69</b>	<b>3.5</b>



2 Samara Spencer | So. | 5-7 | G | Fort Lauderdale, Fla. (St. Thomas Aquinas HS)

SPENCER BENCHMARK STATS			
2022-23 SEASON HIGHS	Points	27	vs. NAU 11-24-22
	FG Made	10	vs. NAU 11-24-22
	FG Att.	21	vs. NAU 11-24-22
	3FG Made	3	vs. NAU 11-24-22*
	3FG Att.	11	vs. Tulsa 11-14-22
	FT Made	4	vs. NAU 11-24-22*
	FT Att.	8	at UAPB 11-7-22
	Off. Reb.	1	vs. #25 K-State 11-26-22
	Def. Reb.	7	vs. #25 K-State 11-26-22*
	Rebounds	8	vs. #25 K-State 11-26-22
	Assists	7	vs. Kent State 11-17-22
	Blocks	N/A	
	Steals	4	vs. NAU 11-24-22
	Minutes	39	vs. NAU 11-24-22*

CAREER HIGHS	Points	27	vs. NAU 11-24-22
	FG Made	10	vs. NAU 11-24-22
	FG Att.	21	vs. NAU 11-24-22*
	3FG Made	5	vs. Miss. State 1-23-22
	3FG Att.	11	vs. Tulsa 11-14-22
	FT Made	6	at Miss. State 2-27-22*
	FT Att.	8	at UAPB 11-7-22*
	Off. Reb.	2	vs. #1 SC 3-4-22*
	Def. Reb.	7	vs. #25 K-State 11-26-22*
	Rebounds	8	vs. #25 K-State 11-26-22*
	Assists	7	vs. Kent State 11-17-22
	Blocks	1	vs. Utah 3-18-22*
	Steals	4	vs. NAU 11-24-22*
	Minutes	43	at #7 Tennessee 1-31-22

2021-22 SEC HIGHS	Points	22	at Missouri 2-13-22
	FG Made	9	at Florida 2-17-22*
	FG Att.	21	at Missouri 2-13-22*
	3FG Made	5	vs. Miss. State 1-23-22
	3FG Att.	8	at #7 Tennessee 1-31-22*
	FT Made	6	at Miss. State 2-27-22*
	FT Att.	8	at Miss. State 2-27-22*
	Off. Reb.	2	vs. #1 SC 3-4-22*
	Def. Reb.	7	at Missouri 2-13-22*
	Rebounds	8	vs. #1 SC 3-4-22
	Assists	6	at Miss. State 2-27-22*
	Blocks	1	at Missouri 2-13-22*
	Steals	2	at Ole Miss 2-22-22*
	Minutes	43	at #7 Tennessee 1-31-22

NOTABLES	Stat	21-22	22-23	Career
	Double Figure Pts	20	5	25
	Double Figure Rebs	-	-	-
	Double-Doubles	-	-	-
	5+ Assists	5	3	8
	5+ Blocks	-	-	-
	5+ Steals	-	-	-
	Led Team in Pts	5	3	8
	Led Team in Reb	1	2	3
	20+ Points	3	2	5
	30+ Points	-	-	-

\* Most Recent

- GAME NOTES**
- Averaged 12.0 points, 5.7 rebounds, 4.0 assists and 2.3 steals per game at Paradise Jam
  - Logged career-high 27 points with four steals vs. Northern Arizona
  - No. 4 in 3-point attempts (45), 5 in assists/game (4.5) and FG attempts (96) and 13 in scoring in SEC
  - 31st in assists, 37th in FT attempts and 60th in 3-point attempts in the NCAA
  - Her 11 3-point attempts versus Tulsa is tied for the most by an SEC player this season
  - Named 2022 SEC Freshman of the Year, first Arkansas player since 2009 (C'eria Ricketts)
  - Won SEC Freshman of the Week four times last season, the most in the league
  - Has registered five career 20-point games, including two this season
  - Finished third on the team in scoring and led the way in assists (96) as a freshman
  - Led St. Thomas Aquinas to a state title during her senior season

- WHO IS SAMARA SPENCER?**
- Majoring in recreation and sport management
  - First Floridan to make up an Arkansas WBB roster since 2010
  - Favorite foods: Steak or lasagna
  - Favorite place to eat in Fayetteville: Tacos 4 Life
  - Proudest accomplishment in basketball: winning SEC Freshman of the year last year

#2 SPENCER, Samara

Opponent	Date	GS	MIN	Total		3-Pointers		Free throws		Rebounds				PF	A	TO	BLK	STL	PTS	AVG	
				FG-FGA	PCT	3FG-3FGA	PCT	FT-FTA	PCT	OFF	DEF	TOT	AVG								
at Ark.-Pine Bluff	11/07/2022	*	31:00	6-16	.375	1-7	.143	2-8	.250	0	4	4	4.0	4	4	1	0	0	15	15.0	
Central Ark.	11/11/2022	*	18:51	1-5	.200	0-2	.000	3-7	.429	0	2	2	3.0	3	2	0	0	0	5	10.0	
Tulsa	11/14/2022	*	39:04	3-16	.188	3-11	.273	4-6	.667	0	3	3	3.0	2	4	2	0	0	13	11.0	
Kent St.	11/17/2022	*	28:15	8-13	.615	3-6	.500	3-4	.750	0	7	7	4.0	1	7	2	0	1	22	13.8	
at Little Rock	11/20/2022	*	30:08	4-9	.444	0-4	.000	3-4	.750	0	7	7	4.6	1	6	6	0	0	11	13.2	
vs Northern Ariz.	11/24/2022	*	39:29	10-21	.476	3-7	.429	4-6	.667	0	4	4	4.5	1	2	2	0	4	27	15.5	
vs Clemson	11/25/2022	*	27:30	1-5	.200	0-2	.000	1-6	.167	0	5	5	4.6	3	6	8	0	0	3	13.7	
vs Kansas St.	11/26/2022	*	30:17	3-11	.273	0-6	.000	0-0	.000	1	7	8	5.0	3	4	3	0	3	6	12.8	
Totals			8	244:34	36-96	.375	10-45	.222	20-41	.488	1	39	40	5.0	18	36	26	0	8	102	12.8

Player Averages

Games Played	Minutes/game	Points/game	FG Pct	3FG Pct	FT Pct	Rebounds/game	Assists/game	Turnovers/game	Assist/Turnover ratio	Steals/game	Blocks/game
8	30.6	12.8	37.5	22.2	48.8	5.0	4.5	3.3	1.4	1.0	0.0

CAREER STATISTICS

				Field Goals		3-Point		F-Throws		Rebounds												Scoring	
SEASON	TEAM	GP-GS	MIN/AVG	FG-FGA	FG%	3FG-3FGA	3FG%	FT-FTA	FT%	OFF	DEF	TOT	AVG	PF-FO	A	TO	BLK	STL	PTS	AVG			
2021-22	Ark	31-27	930/30.0	138-325	.425	44-128	.344	59-98	.602	18	96	114	3.7	49-0	96	82	8	36	379	12.2			
2022-23	Ark	8-8	245/30.6	36-96	.375	10-45	.222	20-41	.488	1	39	40	5.0	18-0	36	26	0	8	102	12.8			
TOTAL		39-35	1175/30.1	174-421	.413	54-173	.312	79-139	.568	19	135	154	3.9	67-0	132	108	8	44	481	12.3			



**4** Erynn Barnum | R-Sr. | 6-2 | F | Little Rock, Ark. (Little Rock Central HS)

## BARNUM BENCHMARK STATS

2022-23 SEASON HIGHS

Points	27	vs. Tulsa	11-14-22
FG Made	10	vs. Tulsa	11-14-22
FG Att.	14	at UAPB	11-7-22
3FG Made	1	vs. Kent State	11-17-22
3FG Att.	2	vs. Kent State	11-17-22
FT Made	9	vs. UCA	11-11-22
FT Att.	13	UAPB	11-7-22
Off. Reb.	6	at UAPB	11-7-22
Def. Reb.	9	at Little Rock	11-20-22
Rebounds	11	at UAPB	11-7-22
Assists	2	vs. NAU	11-24-22*
Blocks	3	vs. UCA	11-11-22
Steals	5	vs. Clemson	11-25-22
Minutes	31	vs. Tulsa	11-14-22

CAREER HIGHS

Points	27	vs. Tulsa	11-14-22
FG Made	10	vs. Tulsa	11-14-22
FG Att.	16	vs. SMU	11-22-21
3FG Made	1	vs. Kent State	11-17-22*
3FG Att.	4	at #2 UConn	11-14-21
FT Made	9	vs. UCA	11-11-22
FT Att.	13	at UAPB	11-7-22*
Off. Reb.	6	at UAPB	11-7-22*
Def. Reb.	9	at Little Rock	11-20-22
Rebounds	12	vs. Utah	3-18-22*
Assists	4	vs. Cal	12-5-21
Blocks	4	vs. Little Rock	12-21-19*
Steals	5	vs. Clemson	11-25-22
Minutes	31	vs. Tulsa	11-14-22*

2021-22 SEC HIGHS

Points	15	at Georgia	1-25-21
FG Made	7	at Georgia	1-25-21
FG Att.	12	vs. Georgia	1-23-20
3FG Made	1	at Tennessee	1-31-22*
3FG Att.	2	at Tennessee	1-31-22*
FT Made	4	at Miss. State	2-27-22*
FT Att.	6	at Texas A&M	2-3-22
Off. Reb.	4	vs. Missouri	1-3-21
Def. Reb.	6	vs. Auburn	2-10-22*
Rebounds	9	vs. Auburn	2-10-22
Assists	2	vs. 1/1 SC	3-4-22*
Blocks	3	vs. Florida	1-26-20
Steals	3	at Texas A&M	2-7-21
Minutes	26	vs. Missouri	1-3-21

NOTABLES

Stat	19-20	20-21	21-22	22-23	Career
Double Figure Pts	4	9	5	7	25
Double Figure Rebs	1	1	1	1	5
Double-Doubles	1	1	-	1	3
5+ Assists	-	-	-	-	-
5+ Blocks	-	-	-	-	-
5+ Steals	-	-	-	1	1
Led Team in Pts	1	-	3	3	7
Led Team in Reb	4	7	7	5	23
20+ Points	-	-	-	2	2
30+ Points	-	-	-	-	-

\* Most Recent

## GAME NOTES

- Named to Katrina McClain Preseason Watchlist, given to the best power forward in the country
- Logged 12.7 points and 6.7 rebounds per game with 10 total steals in three games at Paradise Jam
- Registered 17 points vs. #25 Kansas State and nine rebounds against Clemson
- Logged career-high 27 points with eight rebounds versus Tulsa
- Double-doubled in the season opener at Pine Bluff with 15 points and 11 rebounds
- SEC rankings: first in FG percentage (.653), second in free throw attempts (57), sixth in rebounds per game (7.9), seventh in points per game (16.8) and 11th in steals per game (2.0)
- NCAA rankings: fourth in FT attempts and 15th in field goal percentage
- Ended 2021-22 season by matching a career-high 12 rebounds vs. Utah at the NCAA Tournament
- Averaged 7.6 points, 4.8 rebounds and 17.5 minutes per game last season

## WHO IS ERYNN BARNUM?

- Majoring in recreation and sport management
- Played volleyball and was player of the year in high school
- Does her hair before every game
- One of eight siblings
- Born in Pasadena, Calif. and moved to Little Rock when she was 6
- Favorite food: shrimp alfredo

### #4 BARNUM, Erynn

Opponent	Date	GS	MIN	Total		3-Pointers		Free throws		Rebounds				PF	A	TO	BLK	STL	PTS	AVG	
				FG	FGA	PCT	3FG	3FGA	PCT	FT	FTA	PCT	OFF	DEF	TOT	AVG					
at Ark.-Pine Bluff	11/07/2022	*	25:04	6-14	.429	0-0	.000	3-13	.231	6	5	11	11.0	2	1	2	0	4	15	15.0	
Central Ark.	11/11/2022	*	22:29	5-8	.625	0-1	.000	9-9	1.000	4	5	9	10.0	2	2	1	3	0	19	17.0	
Tulsa	11/14/2022	*	30:32	10-12	.833	0-0	.000	7-12	.583	3	5	8	9.3	3	0	1	1	2	27	20.3	
Kent St.	11/17/2022	*	21:02	9-13	.692	1-2	.500	1-1	1.000	2	4	6	8.5	0	1	1	1	0	20	20.3	
at Little Rock	11/20/2022	*	20:40	5-5	1.000	0-0	.000	5-6	.833	0	9	9	8.6	3	1	5	1	0	15	19.2	
vs Northern Ariz.	11/24/2022	*	23:03	3-9	.333	0-1	.000	1-2	.500	3	4	7	8.3	3	2	2	0	2	7	17.2	
vs Clemson	11/25/2022	*	25:33	4-5	.800	0-0	.000	6-9	.667	2	7	9	8.4	1	1	1	1	5	14	16.7	
vs Kansas St.	11/26/2022	*	28:44	7-9	.778	0-0	.000	3-5	.600	2	2	4	7.9	1	1	3	2	3	17	16.8	
Totals			8	197:07	49-75	.653	1-4	.250	35-57	.614	22	41	63	7.9	15	9	16	9	16	134	16.8

### Player Averages

Games Played	Minutes/ game	Points/ game	FG Pct	3FG Pct	FT Pct	Rebounds/ game	Assists/ game	Turnovers/ game	Assist/Turnover ratio	Steals/ game	Blocks/ game
8	24.6	16.8	65.3	25.0	61.4	7.9	1.1	2.0	0.6	2.0	1.1

## CAREER STATISTICS

			Field Goals		3-Point		F-Throws		Rebounds							Scoring				
SEASON	TEAM	GP-GS	MIN/AVG	FG-FGA	FG%	3FG-3FGA	3FG%	FT-FTA	FT%	OFF	DEF	TOT	AVG	PF-FO	A	TO	BLK	STL	PTS	AVG
2019-20	Ark	27-0	306/11.3	50-98	.510	3-7	.429	31-52	.596	31	76	107	4.0	26-0	5	11	28	15	134	5.0
2020-21	Ark	28-0	455/16.3	85-145	.586	1-7	.143	44-87	.506	34	94	128	4.6	56-0	11	30	23	21	215	7.7
2021-22	Ark	22-10	385/17.5	55-134	.410	3-16	.188	55-80	.688	35	70	105	4.8	32-0	18	26	12	20	168	7.6
2022-23	Ark	8-8	197/24.6	49-75	.653	1-4	.250	35-57	.614	22	41	63	7.9	15-0	9	16	9	16	134	16.8
TOTAL		85-18	1344/15.8	239-452	.529	8-34	.235	165-276	.598	122	281	403	4.7	129-0	43	83	72	72	651	7.7





11 Rylee Langerman | Jr. | 5-9 | G | Norman, Okla. (Christian Heritage HS)

2022-23 SEASON HIGHS

LANGERMAN BENCHMARK STATS			
Points	10	vs. Tulsa	11-14-22
FG Made	3	vs. UCA	11-11-22
FG Att.	7	vs. Tulsa	11-14-22
3FG Made	2	vs. Tulsa	11-14-22*
3FG Att.	5	vs. Tulsa	11-14-22
FT Made	4	vs. Tulsa	11-14-22
FT Att.	6	vs. Tulsa	11-14-22
Off. Reb.	4	at UAPB	11-7-22
Def. Reb.	4	vs. #25 K-State	11-26-22*
Rebounds	6	at UAPB	11-7-22
Assists	2	vs. Kent State	11-17-22
Blocks	N/A		
Steals	4	vs. Tulsa	11-14-22*
Minutes	25	vs. UCA	11-11-22

CAREER HIGHS

Points	17	vs. Missouri	1-9-22
FG Made	6	vs. Missouri	1-9-22
FG Att.	10	vs. Missouri	1-9-22
3FG Made	5	vs. Missouri	1-9-22
3FG Att.	6	vs. Missouri	1-9-22
FT Made	4	vs. Tulsa	11-14-22*
FT Att.	6	vs. Tulsa	11-14-22
Off. Reb.	5	vs. Auburn	2-10-22
Def. Reb.	7	at Texas A&M	2-3-22*
Rebounds	11	at Texas A&M	2-3-22
Assists	4	vs. UCA	12-13-20
Blocks	2	vs. Missouri	3-3-22
Steals	4	vs. Tulsa	11-14-22*
Minutes	34	at Florida	2-17-22

2021-22 SEC HIGHS

Points	17	vs. Missouri	1-9-22
FG Made	6	vs. Missouri	1-9-22
FG Att.	10	vs. Missouri	1-9-22
3FG Made	5	vs. Missouri	1-9-22
3FG Att.	6	vs. Missouri	1-9-22
FT Made	2	at Missouri	2-13-22
FT Att.	2	at Missouri	2-13-22*
Off. Reb.	5	vs. Auburn	2-10-22
Def. Reb.	7	at Texas A&M	2-3-22
Rebounds	11	at Texas A&M	2-3-22
Assists	3	vs. 12/11 LSU	1-27-2
Blocks	2	vs. Missouri	3-3-22
Steals	4	at Missouri	2-13-22
Minutes	34	at Florida	2-17-22

NOTABLES

Stat	20-21	21-22	22-23	Career
Double Figure Pts	-	1	1	2
Double Figure Rebs	-	1	-	1
Double-Doubles	-	-	-	-
5 + Assists	-	-	-	-
5 + Blocks	-	-	-	-
5 + Steals	-	-	-	-
Led Team in Pts	-	-	-	-
Led Team in Reb	-	2	-	2
20 + Points	-	-	-	-
30+ Points	-	-	-	-

\* Most Recent

- GAME NOTES
- Glue girl on the team, known for being the player that holds everything together
  - Diving for a loose ball the way Rylee does is called a "Langerman"
  - Averaged 2.0 points and 2.0 rebounds per game at the Paradise Jam across 51 minutes in three games
  - Logged 10 points, five rebounds and four steals against Tulsa
  - Involved in at least four tie ups at UAPB, ending the night with four points, six rebounds and four steals off the bench
  - Lit up Mizzou, going for a career-best 17 points off 5-for-6 shooting from 3-point off the bench
  - Started in four consecutive games during the middle of SEC play, ticking a career-high 34 minutes during that stretch at Florida
  - Averaged 3.2 points and 3.7 rebounds across 19.2 minutes played per game last season

- WHO IS RYLEE LANGERMAN?
- Majoring in biology
  - Easily a fan favorite for the work she has done in the community, serving as an inspiration
  - Has a twin brother named Ryan who played basketball and golf
  - Chose Arkansas because of the atmosphere and culture
  - Can play the guitar
  - Favorite place to eat in Fayetteville: Sassy's BBQ

#11 LANGERMAN, Rylee

Opponent	Date	GS	MIN	FG-FGA	PCT	3FG-3FGA	PCT	FT-FTA	PCT	OFF	DEF	TOT	AVG	PF	A	TO	BLK	STL	PTS	AVG
at Ark.-Pine Bluff	11/07/2022		22:50	1-1	1.000	0-0	.000	2-4	.500	4	2	6	6.0	3	0	2	0	4	4	4.0
Central Ark.	11/11/2022		24:26	3-5	.600	2-4	.500	1-3	.333	0	4	4	5.0	2	0	1	0	0	9	6.5
Tulsa	11/14/2022		22:35	2-7	.286	2-5	.400	4-6	.667	2	3	5	5.0	3	1	0	0	4	10	7.7
Kent St.	11/17/2022		19:11	2-5	.400	1-3	.333	0-0	.000	1	1	2	4.3	1	2	1	0	0	5	7.0
at Little Rock	11/20/2022		13:45	1-1	1.000	0-0	.000	1-2	.500	0	0	0	3.4	1	0	0	0	0	3	6.2
vs Northern Ariz.	11/24/2022		20:56	1-3	.333	0-1	.000	1-2	.500	0	2	2	3.2	1	1	1	0	0	3	5.7
vs Clemson	11/25/2022		18:49	1-1	1.000	0-0	.000	1-2	.500	0	0	0	2.7	4	0	0	0	0	3	5.3
vs Kansas St.	11/26/2022		11:39	0-0	.000	0-0	.000	0-0	.000	0	4	4	2.9	2	0	0	0	0	0	4.6
Totals		0	154:11	11-23	.478	5-13	.385	10-19	.526	7	16	23	2.9	17	4	5	0	8	37	4.6

Player Averages

Games Played	Minutes/game	Points/game	FG Pct	3FG Pct	FT Pct	Rebounds/game	Assists/game	Turnovers/game	Assist/Turnover ratio	Steals/game	Blocks/game
8	19.3	4.6	47.8	38.5	52.6	2.9	0.5	0.6	0.8	1.0	0.0

CAREER STATISTICS

SEASON	TEAM	GP-GS	MIN/AVG	FG-FGA	FG%	3FG-3FGA	3FG%	FT-FTA	FT%	OFF	DEF	TOT	AVG	PF-FO	A	TO	BLK	STL	PTS	AVG
2020-21	Ark	13-0	91/7.0	5-16	.313	4-10	.400	2-4	.500	2	12	14	1.1	10-0	7	9	1	1	16	1.2
2021-22	Ark	32-7	613/19.2	36-97	.371	16-50	.320	13-23	.565	41	78	119	3.7	83-2	30	31	11	28	101	3.2
2022-23	Ark	8-0	154/19.3	11-23	.478	5-13	.385	10-19	.526	7	16	23	2.9	17-0	4	5	0	8	37	4.6
TOTAL		53-7	858/16.2	52-136	.382	25-73	.342	25-46	.543	50	106	156	2.9	110-2	41	45	12	37	154	2.9



**20** Karley Johnson | Fr. | 5-9 | G | Mustang, Okla. (Mustang HS)

## JOHNSON BENCHMARK STATS

2022-23 SEASON HIGHS	Points	1	at Little Rock	11-20-22
	FG Made	N/A		
	FG Att.	N/A		
	3FG Made	N/A		
	3FG Att.	N/A		
	FT Made	1	at Little Rock	11-20-22
	FT Att.	1	at Little Rock	11-20-22
	Off. Reb.	N/A		
	Def. Reb.	1	vs. Kent State	11-17-22
	Rebounds	1	vs. Kent State	11-17-22
	Assists	1	at Little Rock	11-20-22
	Blocks	N/A		
	Steals	1	at Little Rock	11-20-22*
	Minutes	6	at Little Rock	11-20-22

CAREER HIGHS	Points	1	at Little Rock	11-20-22
	FG Made	N/A		
	FG Att.	N/A		
	3FG Made	N/A		
	3FG Att.	N/A		
	FT Made	1	at Little Rock	11-20-22
	FT Att.	1	at Little Rock	11-20-22
	Off. Reb.	N/A		
	Def. Reb.	1	vs. Kent State	11-17-22
	Rebounds	1	vs. Kent State	11-17-22
	Assists	1	at Little Rock	11-20-22
	Blocks	N/A		
	Steals	1	at Little Rock	11-20-22*
	Minutes	6	at Little Rock	11-20-22

N/A

## 2021-22 SEC HIGHS

NOTABLES	Stat	22-23	Career
	Double Figure Pts	-	-
	Double Figure Rebs	-	-
	Double-Doubles	-	-
	5 + Assists	-	-
	5 + Blocks	-	-
	5 + Steals	-	-
	Led Team in Pts	-	-
	Led Team in Reb	-	-
	20 + Points	-	-
	30+ Points	-	-

## GAME NOTES

- Scored first collegiate point at Little Rock where she had a free throw in six minutes played
- Made first collegiate appearance versus UCA, grabbing a steal in the game
- Lone member of the fall 2021 signing class
- Recognized as a 2022 McDonald's All-American nominee
- Tabbed a four-time Oklahoman's Super 5 Honorable Mention choice
- As a senior at Mustang, averaged 12.3 points, 4.3 rebounds and 3.1 assists per game
- Only needed two years to eclipse 1,000 points, doing so as a sophomore

## WHO IS KARLEY JOHNSON?

- One of eight children
- Hidden talent: can juggle
- Favorite TV show: Criminal Minds
- Pregame ritual: puts everything on left to right
- Has English bulldogs named Roxie and Gus and a cat named Toast

## #20 JOHNSON, Karley

2020-2021 season																				
Opponent	Date	GS	MIN	Total		3-Pointers		Free throws		Rebounds				PF	A	TO	BLK	STL	PTS	AVG
				FG-FGA	PCT	3FG-3FGA	PCT	FT-FTA	PCT	OFF	DEF	TOT	AVG							
Central Ark.	11/11/2022		02:37	0-0	.000	0-0	.000	0-0	.000	0	0	0	0.0	0	0	0	0	0	1	0.0
Kent St.	11/17/2022		02:33	0-0	.000	0-0	.000	0-0	.000	0	1	1	0.5	0	0	0	0	0	0	0.0
at Little Rock	11/20/2022		06:19	0-0	.000	0-0	.000	1-2	.500	0	0	0	0.3	0	1	0	0	1	1	0.3
vs Kansas St.	11/26/2022		00:47	0-0	.000	0-0	.000	0-0	.000	0	0	0	0.3	0	0	0	0	0	0	0.3
Totals		0	12:16	0-0	.000	0-0	.000	1-2	.500	0	1	1	0.3	0	1	0	0	2	1	0.3

## Player Averages

Games Played	Minutes/ game	Points/ game	FG Pct	3FG Pct	FT Pct	Rebounds/ game	Assists/ game	Turnovers/ game	Assist/Turnover ratio	Steals/ game	Blocks/ game
4	3.1	0.3	0.0	0.0	50.0	0.3	0.3	0.0	1.0	0.5	0.0

## CAREER STATISTICS

				Field Goals		3-Point		F-Throws		Rebounds								Scoring		
SEASON	TEAM	GP-GS	MIN/AVG	FG-FGA	FG%	3FG-3FGA	3FG%	FT-FTA	FT%	OFF	DEF	TOT	AVG	PF-FO	A	TO	BLK	STL	PTS	AVG
2022-23	Ark	4-0	12/3.1	0-0	.000	0-0	.000	1-2	.500	0	1	1	0.3	0-0	1	0	0	2	1	0.3
TOTAL		4-0	12/3.1	0-0	.000	0-0	.000	1-2	.500	0	1	1	0.3	0-0	1	0	0	2	1	0.3



21 Loren Lindsey | Fr. | 5-11 | G | Fayetteville, Ark. (Fayetteville HS)

LINDSEY BENCHMARK STATS

2022-23 SEASON HIGHS

Points	N/A
FG Made	N/A
FG Att.	N/A
3FG Made	N/A
3FG Att.	N/A
FT Made	N/A
FT Att.	N/A
Off. Reb.	N/A
Def. Reb.	N/A
Rebounds	N/A
Assists	N/A
Blocks	N/A
Steals	N/A
Minutes	5 at Little Rock 11-20-22

CAREER HIGHS

Points	N/A
FG Made	N/A
FG Att.	N/A
3FG Made	N/A
3FG Att.	N/A
FT Made	N/A
FT Att.	N/A
Off. Reb.	N/A
Def. Reb.	N/A
Rebounds	N/A
Assists	N/A
Blocks	N/A
Steals	N/A
Minutes	5 at Little Rock 11-20-22

2021-22 SEC HIGHS

N/A

NOTABLES

Stat	22-23	Career
Double Figure Pts	-	-
Double Figure Rebs	-	-
Double-Doubles	-	-
5 + Assists	-	-
5 + Blocks	-	-
5 + Steals	-	-
Led Team in Pts	-	-
Led Team in Reb	-	-
20 + Points	-	-
30+ Points	-	-

GAME NOTES

- Played season-high five minutes at Little Rock
- Made first collegiate appearance versus UCA
- One of two freshmen on the team
- Talented player out of Fayetteville high school, coming to Arkansas as a walk-on
- Tabbed to All-Conference 6A West All-Defensive Team
- Northwest Arkansas Democrat Gazette Player of the Week (Feb. 2, 2022)

WHO IS LOREN LINDSEY?

- Finance major
- Grew up in Northwest Arkansas so it was always a dream to play for the Razorbacks, especially with her granddad, dad, uncle and cousins all playing football here
- Favorite pair of shoes she owns is her Jordans
- Favorite food is hibachi and best restaurant in Fayetteville is Kobe
- Favorite movie: Hoosiers

#21 LINDSEY, Loren

Opponent	Date	GS	MIN	Total		3-Pointers		Free throws		Rebounds				PF	A	TO	BLK	STL	PTS	AVG
				FG-FGA	PCT	3FG-3FGA	PCT	FT-FTA	PCT	OFF	DEF	TOT	AVG							
Central Ark.	11/11/2022		01:11	0-0	.000	0-0	.000	0-0	.000	0	0	0	0.0	0	0	0	0	0	0	0.0
at Little Rock	11/20/2022		04:56	0-0	.000	0-0	.000	0-0	.000	0	0	0	0.0	0	0	0	0	0	0	0.0
vs Kansas St.	11/26/2022		00:47	0-0	.000	0-0	.000	0-0	.000	0	0	0	0.0	0	0	0	0	0	0	0.0
Totals		0	06:54	0-0	.000	0-0	.000	0-0	.000	0	0	0	0.0	0	0	0	0	0	0	0.0

Player Averages

Games Played	Minutes/ game	Points/ game	FG Pct	3FG Pct	FT Pct	Rebounds/ game	Assists/ game	Turnovers/ game	Assist/Turnover ratio	Steals/ game	Blocks/ game
3	2.3	0.0	0.0	0.0	0.0	0.0	0.0	0.0	0.0	0.0	0.0

CAREER STATISTICS

				Field Goals		3-Point		F-Throws		Rebounds									Scoring	
SEASON	TEAM	GP-GS	MIN/AVG	FG-FGA	FG%	3FG-3FGA	3FG%	FT-FTA	FT%	OFF	DEF	TOT	AVG	PF-FO	A	TO	BLK	STL	PTS	AVG
2022-23	Ark	3-0	7/2.3	0-0	.000	0-0	.000	0-0	.000	0	0	0	0.0	0-0	0	0	0	0	0	0.0
TOTAL		3-0	7/2.3	0-0	.000	0-0	.000	0-0	.000	0	0	0	0.0	0-0	0	0	0	0	0	0.0





22 Avery Hughes | Sr. | 5-7 | G | Bentonville, Ark. (Bentonville HS)

### HUGHES BENCHMARK STATS

2022-23 SEASON HIGHS

Points	2	at Little Rock	11-20-22
FG Made	N/A		
FG Att.	2	vs. Kent State	11-17-22
3FG Made	N/A		
3FG Att.	N/A		
FT Made	2	at Little Rock	11-20-22
FT Att.	2	at Little Rock	11-20-22
Off. Reb.	N/A		
Def. Reb.	N/A		
Rebounds	NA		
Assists	1	vs. Kent State	11-17-22
Blocks	N/A		
Steals	N/A		
Minutes	5	at Little Rock	11-20-22

CAREER HIGHS

Points	6	vs. UAPB	12-21-20*
FG Made	2	vs. UAPB	12-21-20*
FG Att.	4	vs. Tulsa	12-11-19
3FG Made	2	vs. UAPB	12-21-20*
3FG Att.	3	vs. Tulsa	12-11-19
FT Made	2	at Little Rock	11-20-22
FT Att.	2	at Little Rock	11-20-22*
Off. Reb.	N/A		
Def. Reb.	1	vs. Kentucky	2-20-22*
Rebounds	1	vs. Kentucky	2-20-22*
Assists	2	vs. UAPB	12-21-20*
Blocks	N/A		
Steals	1	vs. ULM	12-3-20*
Minutes	10	vs. UAPB	12-21-20*

2021-22 SEC HIGHS

Points	3	vs. Alabama	2-28-21
FG Made	1	at Ole Miss	2-16-20
FG Att.	1	vs. LSU	1-27-22*
3FG Made	N/A		
3FG Att.	1	vs. LSU	1-27-22*
FT Made	3	vs. Alabama	2-28-21
FT Att.	3	vs. Alabama	2-28-21
Off. Reb.	N/A		
Def. Reb.	1	vs. Kentucky	2-20-22
Rebounds	1	vs. Kentucky	2-20-22
Assists	N/A		
Blocks	N/A		
Steals	N/A		
Minutes	4	at Vanderbilt	1-19-20

NOTABLES

Stat	19-20	20-21	21-22	22-23	Career
Double Figure Pts	-	-	-	-	-
Double Figure Rebs	-	-	-	-	-
Double-Doubles	-	-	-	-	-
5+ Assists	-	-	-	-	-
5+ Blocks	-	-	-	-	-
5+ Steals	-	-	-	-	-
Led Team in Pts	-	-	-	-	-
Led Team in Reb	-	-	-	-	-
20+ Points	-	-	-	-	-
30+ Points	-	-	-	-	-

\* Most Recent

### GAME NOTES

- Tallied first points of the season off going 2-of-2 from the free throw line at Little Rock
- Made first appearance of season vs. Kent State, tallying an assist and two shot attempts
- Former walk-on who earned a scholarship prior to the 2021-22 season
- Appeared in 12 games last season
- Dropped a career-best six points on UAPB, hitting two threes in 2020-21
- Finished her career as Bentonville's second leading scorer and set single game records for points (34) and free throws (20-for-22)
- Honors include All-Arkansas Second-Team, All-Northwest Arkansas First-Team, Gatorade Player of the Week, two KURM Dream Team selections and team captain honors as a senior

### WHO IS AVERY HUGHES?

- Nursing major
- Her proudest accomplishment is earning a scholarship as a walk-on
- Mother played basketball at Arkansas State and she always looked up to her
- Ran track and was a two-time state champion
- Calls the Arkansas faithful the best fans in the world
- Loves playing for Coach Neighbors because he lets the team make decisions for themselves, which helps her grow into the person she wants to be

### #22 HUGHES, Avery

Opponent	Date	GS	MIN	Total		3-Pointers		Free throws		Rebounds				PF				PTS			
				FG-FGA	PCT	3FG-3FGA	PCT	FT-FTA	PCT	OFF	DEF	TOT	AVG	A	TO	BLK	STL	PTS	AVG		
Kent St.	11/17/2022		03:17	0-2	.000	0-0	.000	0-0	.000	0	0	0	0.0	0	1	1	0	0	0	0.0	
at Little Rock	11/20/2022		05:04	0-1	.000	0-0	.000	2-2	1.000	0	0	0	0.0	2	0	0	0	2	1.0		
vs Kansas St.	11/26/2022		00:47	0-0	.000	0-0	.000	0-0	.000	0	0	0	0.0	1	0	0	0	0	0.7		
Totals		0	09:08	0-3	.000	0-0	.000	2-2	1.000	0	0	0	0.0	3	1	1	0	2	0.7		

### Player Averages

Games Played	Minutes/game	Points/game	FG Pct	3FG Pct	FT Pct	Rebounds/game	Assists/game	Turnovers/game	Assist/Turnover ratio	Steals/game	Blocks/game
3	3.0	0.7	0.0	0.0	100.0	0.0	0.3	0.3	1.0	0.0	0.0

### CAREER STATISTICS

				Field Goals		3-Point		F-Throws		Rebounds										Scoring	
SEASON	TEAM	GP-GS	MIN/AVG	FG-FGA	FG%	3FG-3FGA	3FG%	FT-FTA	FT%	OFF	DEF	TOT	AVG	PF-FO	A	TO	BLK	STL	PTS	AVG	
2019-20	Ark	14-0	50/3.6	8-16	.500	3-9	.333	1-1	1.000	0	0	0	0.0	8-0	2	8	0	0	20	1.4	
2020-21	Ark	7-0	45/6.4	3-7	.429	3-6	.500	3-3	1.000	0	2	2	0.3	2-0	5	3	0	2	12	1.7	
2021-22	Ark	14-0	38/2.7	0-4	.000	0-2	.000	1-2	.500	0	2	2	0.1	3-0	2	2	0	1	1	0.1	
2022-23	Ark	3-0	9/3.0	0-3	.000	0-0	.000	2-2	1.000	0	0	0	0.0	3-0	1	1	0	0	2	0.7	
TOTAL		38-0	142/3.7	11-30	.367	6-17	.353	7-8	.875	0	4	4	0.1	16-0	10	14	0	3	35	0.9	





24 Jersey Wolfenbarger | So. | 6-5 | G/F | Fort Smith, Ark. (Northside HS)

WOLFENBARGER BENCHMARK STATS

2022-23 SEASON HIGHS

Points	7	at UAPB	11-7-22
FG Made	2	at Little Rock	11-20-22*
FG Att.	7	at UAPB	11-7-22
3FG Made	1	at Little Rock	11-20-22*
3FG Att.	3	vs. UCA	11-11-22
FT Made	3	at UAPB	11-7-22
FT Att.	4	at UAPB	11-7-22
Off. Reb.	4	at UAPB	11-7-22
Def. Reb.	5	vs. Kent State	11-17-22
Rebounds	7	at UAPB	11-7-22
Assists	1	vs. Clemson	11-25-22*
Blocks	N/A		
Steals	1	vs. Kent State	11-17-22*
Minutes	21	at UAPB	11-7-22

CAREER HIGHS

Points	16	vs. UCA	12-18-21*
FG Made	7	vs. UCA	12-18-21
FG Att.	14	vs. #25 Georgia	2-24-22
3FG Made	3	at #7 Tennessee	1-31-22*
3FG Att.	11	at #7 Tennessee	1-31-22
FT Made	3	at UAPB	11-7-22*
FT Att.	6	at Florida	2-17-22*
Off. Reb.	4	at UAPB	11-7-22*
Def. Reb.	8	at Missouri	2-13-22
Rebounds	11	at Missouri	2-13-22
Assists	4	vs. #12 LSU	1-27-22
Blocks	3	vs. #1 SC	3-4-22
Steals	3	vs. Missouri	3-3-22*
Minutes	34	vs. Creighton	12-21-21

2021-22 SEC HIGHS

Points	13	at Miss. State	2-27-22
FG Made	6	at Miss. State	2-27-22*
FG Att.	14	vs. #25 Georgia	2-24-22
3FG Made	3	at #7 Tennessee	1-31-22*
3FG Att.	11	at #7 Tennessee	1-31-22
FT Made	3	vs. Missouri	3-3-22*
FT Att.	6	at Florida	2-17-22
Off. Reb.	3	at Texas A&M	2-3-22
Def. Reb.	8	at Missouri	2-13-22
Rebounds	11	at Missouri	2-13-22
Assists	4	vs. #12 LSU	1-27-22
Blocks	3	vs. #1 SC	3-4-22
Steals	3	vs. Missouri	3-3-22*
Minutes	30	at Missouri	2-13-22

NOTABLES

Stat	21-22	22-23	Career
Double Figure Pts	12	-	12
Double Figure Rebs	2	-	2
Double-Doubles	2	-	2
5 + Assists	-	-	-
5 + Blocks	-	-	-
5 + Steals	-	-	-
Led Team in Pts	-	-	-
Led Team in Reb	4	-	4
20 + Points	-	-	-
30+ Points	-	-	-

\* Most Recent

GAME NOTES

- Playing important role off the bench this season, while back to her normal position
- Logged 10+ minutes off the bench in all three games at the Paradise Jam
- Came off the bench at UAPB to finish with seven points and seven rebounds
- Tabbled to the SEC All-Freshman team
- Registered back-to-back double-doubles (at Missouri, 12p-11r and at Texas A&M, 12p-10r)
- Averaged 7.5 points, 4.3 rebounds, 1.1 assists and 0.9 blocks per game in her first season
- No. 7 overall recruit and No. 1 wing player in the ESPN HoopGurlz 2021 recruiting rankings at the time of her signing and a consensus five-star player out of Northside High School
- Arkansas' first McDonald's All-American signee since 2016
- One of five finalists for the Jersey Mike's Naismith High School Player of the Year Award
- Arkansas' Gatorade Player of the year in 2020 and 2021

WHO IS JERSEY WOLFENBARGER?

- Started playing when she was 5 at a local rec team in Missouri and her parents coached her
- Most proud accomplishments in basketball are playing for Team USA at the Fiba World Championship and being a Razorback
- Her favorite thing about last season was Coach Todd saying his favorite thing about freshmen is they become sophomores
- Chose Arkansas because of the genuine coaching staff and to play for one of the best fanbases in the SEC
- Loves all thing natural like hiking, swimming and anything outdoors

#24 WOLFENBARGER, Jersey

Opponent	Date	GS	MIN	Total		3-Pointers		Free throws		Rebounds				PF				PTS			
				FG-FGA	PCT	3FG-3FGA	PCT	FT-FTA	PCT	OFF	DEF	TOT	AVG	A	TO	BLK	STL	PTS	AVG		
at Ark.-Pine Bluff	11/07/2022		20:37	2-7	.286	0-0	.000	3-4	.750	4	3	7	7.0	1	0	2	0	1	7	7.0	
Central Ark.	11/11/2022		20:20	2-6	.333	1-3	.333	0-1	.000	0	1	1	4.0	2	0	0	0	5	6.0		
Tulsa	11/14/2022		10:31	1-3	.333	0-2	.000	0-0	.000	0	0	0	2.7	2	0	0	0	2	4.7		
Kent St.	11/17/2022		18:13	2-6	.333	0-2	.000	0-0	.000	1	5	6	3.5	1	0	0	0	1	4	4.5	
at Little Rock	11/20/2022		17:05	2-6	.333	1-2	.500	1-2	.500	1	4	5	3.8	1	1	0	0	6	4.8		
vs Northern Ariz.	11/24/2022		10:44	1-4	.250	0-2	.000	0-1	.000	1	3	4	3.8	1	0	0	0	2	4.3		
vs Clemson	11/25/2022		10:51	0-2	.000	0-2	.000	1-2	.500	1	3	4	3.9	1	1	2	0	1	3.9		
vs Kansas St.	11/26/2022		10:33	0-2	.000	0-1	.000	1-2	.500	0	2	2	3.6	2	0	0	0	1	3.5		
Totals		0	118:53	10-36	.278	2-14	.143	6-12	.500	8	21	29	3.6	11	2	4	0	28	3.5		

Player Averages

Games Played	Minutes/game	Points/game	FG Pct	3FG Pct	FT Pct	Rebounds/game	Assists/game	Turnovers/game	Assist/Turnover ratio	Steals/game	Blocks/game
8	14.9	3.5	27.8	14.3	50.0	3.6	0.3	0.5	0.5	0.3	0.0

CAREER STATISTICS

				Field Goals		3-Point		F-Throws		Rebounds										Scoring	
SEASON	TEAM	GP-GS	MIN/AVG	FG-FGA	FG%	3FG-3FGA	3FG%	FT-FTA	FT%	OFF	DEF	TOT	AVG	PF-FO	A	TO	BLK	STL	PTS	AVG	
2021-22	Ark	30-23	666/22.2	87-215	.405	17-70	.243	34-71	.479	37	93	130	4.3	76-2	32	37	27	21	225	7.5	
2022-23	Ark	8-0	119/14.9	10-36	.278	2-14	.143	6-12	.500	8	21	29	3.6	11-0	2	4	0	2	28	3.5	
TOTAL		38-23	785/20.7	97-251	.386	19-84	.226	40-83	.482	45	114	159	4.2	87-2	34	41	27	23	253	6.7	



**30** Maryam Dauda | R-Fr. | 6-4 | F | Bentonville, Ark. (Bentonville HS)

## DAUDA BENCHMARK STATS

Points	10	vs. UCA	11-11-22
FG Made	4	vs. UCA	11-11-22
FG Att.	6	vs. UCA	11-11-22
3FG Made	1	vs. #25 K-State	11-26-22*
3FG Att.	2	vs. Tulsa	11-14-22
FT Made	2	vs. #25 K-State	11-26-22*
FT Att.	4	vs. Kent State	11-17-22*
Off. Reb.	3	vs. UCA	11-11-22
Def. Reb.	3	at Little Rock	11-20-22*
Rebounds	5	vs. Kent State	11-17-22*
Assists	2	at Little Rock	11-20-22
Blocks	1	at Little Rock	11-20-22*
Steals	1	at Little Rock	11-20-22*
Minutes	19	vs. Kent State	11-17-22

Points	10	vs. UCA	11-11-22
FG Made	4	vs. UCA	11-11-22
FG Att.	6	vs. UCA	11-11-22
3FG Made	1	vs. #25 K-State	11-26-22*
3FG Att.	2	vs. Tulsa	11-14-22
FT Made	2	vs. #25 K-State	11-26-22*
FT Att.	4	vs. Kent State	11-17-22*
Off. Reb.	3	vs. UCA	11-11-22
Def. Reb.	3	at Little Rock	11-20-22*
Rebounds	5	vs. Kent State	11-17-22*
Assists	2	at Little Rock	11-20-22
Blocks	1	at Little Rock	11-20-22*
Steals	1	at Little Rock	11-20-22*
Minutes	19	vs. Kent State	11-17-22

N/A

## GAME NOTES

- Averaged 3.3 points, 3.7 rebounds and 1.0 block per game at the Paradise Jam
- Delivered three blocks vs. Northern Arizona
- Earned 10 points, five rebounds and a block and steal versus UCA for her first double-digit scoring game
- Sat out during the 2021-22 season, recovering from ACL injury
- The 13th ranked player and top ranked post player in the ESPN HoopGurlz 2021 recruiting rankings at the time of her signing
- Consensus five star recruit out of Bentonville High School
- McDonald's All-American in 2021
- Naismith High School Player of the Year Semifinalist following her senior season
- Four-time All-Conference selection and three-time All-State selection

## WHO IS MARYAM DAUDA?

- Majoring in international business
- Born in Nigeria and moved to the U.S. when she was 12
- Father played professional basketball in Belgium
- Favorite pair of shoes: Air Jordan 11 'Cool Grey'
- Favorite TV show: Gilmore Girls

## #30 DAUDA, Maryam

FSU DROB, Maryam																				
Opponent	Date	GS	MIN	Total		3-Pointers		Free throws		Rebounds										
				FG-FGA	PCT	3FG-3FGA	PCT	FT-FTA	PCT	OFF	DEF	TOT	AVG	PF	A	TO	BLK	STL	PTS	AVG
at Ark.-Pine Bluff	11/07/2022		14:30	1-3	.333	0-0	.000	2-4	.500	2	1	3	3.0	4	1	1	1	1	4	4.0
Central Ark.	11/11/2022		17:06	4-6	.667	0-0	.000	2-3	.667	3	2	5	4.0	3	0	2	1	1	10	7.0
Tulsa	11/14/2022		09:28	1-2	.500	1-2	.500	0-0	.000	2	1	3	3.7	1	0	2	0	0	3	5.7
Kent St.	11/17/2022		18:58	2-5	.400	0-0	.000	2-4	.500	2	3	5	4.0	3	1	2	0	0	6	5.8
at Little Rock	11/20/2022		14:55	3-5	.600	1-1	1.000	0-0	.000	1	3	4	4.0	4	2	2	1	1	7	6.0
vs Northern Ariz.	11/24/2022		16:23	2-3	.667	0-1	.000	1-2	.500	2	2	4	4.0	1	1	2	3	0	5	5.8
vs Clemson	11/25/2022		14:27	0-2	.000	0-0	.000	0-0	.000	2	1	3	3.9	0	0	0	0	0	0	5.0
vs Kansas St.	11/26/2022		11:16	1-2	.500	1-1	1.000	2-2	1.000	2	2	4	3.9	2	0	2	0	0	5	5.0
Totals		0	117:04	14-28	.500	3-5	.600	9-15	.600	16	15	31	3.9	18	5	13	6	3	40	5.0

## Player Averages

Games Played	Minutes/game	Points/game	FG Pct	3FG Pct	FT Pct	Rebounds/game	Assists/game	Turnovers/game	Assist/Turnover ratio	Steals/game	Blocks/game
8	14.6	5.0	50.0	60.0	60.0	3.9	0.6	1.6	0.4	0.4	0.8

Stat	21-22	22-23	Career
Double Figure Pts	-	1	1
Double Figure Rebs	-	-	-
Double-Doubles	-	-	-
5 + Assists	-	-	-
5 + Blocks	-	-	-
5 + Steals	-	-	-
Led Team in Pts	-	-	-
Led Team in Reb	-	-	-
20 + Points	-	-	-
30+ Points	-	-	-

## CAREER STATISTICS

SEASON	TEAM	GP-GS	MIN/AVG	Field Goals FG-FGA FG%	3-Point 3FG-3FGA 3FG%	F-Throws FT-FTA FT%	Rebounds OFF DEF TOT AVG	PF-FO A TO BLK STL	Scoring PTS AVG
2022-23	Ark	8-0	117/14.6	14-28 .500	3-5 .600	9-15 .600	16 15 31 3.9	18-0 5 13 6 3	40 5.0
<b>TOTAL</b>		<b>8-0</b>	<b>117/14.6</b>	<b>14-28 .500</b>	<b>3-5 .600</b>	<b>9-15 .600</b>	<b>16 15 31 3.9</b>	<b>18-0 5 13 6 3</b>	<b>40 5.0</b>



34 Chrissy Carr | R-Sr. | 6-1 | G | Eden Prairie, Minn. (Manhattan [Kan.]) | Syracuse

CARR BENCHMARK STATS

2022-23 SEASON HIGHS

Points	22	at Little Rock	11-20-22
FG Made	7	vs. #25 K-State	11-26-22*
FG Att.	13	vs. Clemson	11-25-22
3FG Made	5	vs. #25 K-State	11-26-22
3FG Att.	10	vs. Clemson	11-25-22
FT Made	4	at Little Rock	11-20-22
FT Att.	4	vs. NAU	11-24-22*
Off. Reb.	3	vs. NAU	11-24-22
Def. Reb.	8	vs. UCA	11-11-22
Rebounds	8	vs. UCA	11-11-22
Assists	1	vs. Clemson	11-25-22
Blocks	1	vs. Tulsa	11-14-22
Steals	1	vs. Clemson	11-25-22*
Minutes	31	vs. Clemson	11-25-22

CAREER HIGHS

Points	31	vs. TCU^	3-1-21
FG Made	9	at Kansas^	1-23-21
FG Att.	20	at West Virginia^	3-3-21*
3FG Made	5	vs. Clemson	11-25-22*
3FG Att.	13	at TCU^	2-2-20
FT Made	11	vs. TCU	3-1-21
FT Att.	12	vs. TCU^	3-1-21
Off. Reb.	4	at Kansas^	1-23-21
Def. Reb.	10	vs. Texas Tech^	2-24-21
Rebounds	15	vs. Morgan St.#	11-17-21
Assists	5	vs. Iowa State^	1-28-21
Blocks	3	vs. Louisville#	2-6-22*
Steals	4	vs. Morgan St.#	11-17-21*
Minutes	43	vs. UTRGV^	12-28-19
^ at Kansas State		# at Syracuse	

N/A

2021-22 SEC HIGHS

NOTABLES

Stat	18-19	19-20	20-21	21-22	22-23	Career
Double Figure Pts	13	13	20	18	5	69
Double Figure Rebs	-	-	2	1	-	3
Double-Doubles	-	-	2	1	-	3
5+ Assists	-	-	3	-	-	3
5+ Blocks	-	-	-	-	-	-
5+ Steals	-	-	-	-	-	-
Led Team in Pts	3	5	9	9	2	28
Led Team in Reb	2	-	6	4	1	13
20+ Points	4	4	5	-	1	14
30+ Points	-	-	1	-	-	1

\* Most Recent

GAME NOTES

- Tabbed to Paradise Jam Reef All-Tournament Team, averaging 14.7 points and 5.0 rebounds per game
- Delivered 19 points off matching a career-high five triples vs. Clemson and led the K-State game with 18 points against her former team
- Logged season-high 22 points off 4-of-6 shooting from beyond the arc at Little Rock
- Tied for first in 3-pointers made per game (2.38) in the SEC
- Across five seasons, has started in 121 of 123 career games
- Was third on the team in scoring at Syracuse (11.7 PPG)
- Her best season came in her junior year at Kansas State, averaging 15.2 points, 4.9 rebounds and 1.8 assists per game
- Career-high of 31 points against TCU (3-1-21) marked one of 14 games she has launched 20+ points

WHO IS CHRISSY CARR?

- Wears #34 because it's #43 flipped and it was her dad's (Chris Carr) number in the NBA
- If she feels like she isn't playing well, she'll change her hair at halftime
- Chose Arkansas for family atmosphere and coaches and loved Fayetteville
- Favorite pair of shoes: Nike Dunks
- Favorite TV show: How to Get Away with Murder

#34 CARR, Chrissy

Opponent	Date	GS	MIN	Total		3-Pointers		Free throws		Rebounds				PF	A	TO	BLK	STL	PTS	AVG	
				FG-FGA	PCT	3FG-3FGA	PCT	FT-FTA	PCT	OFF	DEF	TOT	AVG								
at Ark.-Pine Bluff	11/07/2022	*	19:49	3-8	.375	2-5	.400	2-2	1.000	2	1	3	3.0	0	0	0	0	0	10	10.0	
Central Ark.	11/11/2022	*	25:25	2-8	.250	2-6	.333	2-2	1.000	0	8	8	5.5	1	0	3	0	1	8	9.0	
Tulsa	11/14/2022	*	22:32	1-9	.111	1-8	.125	0-0	.000	2	4	6	5.7	0	0	2	1	0	3	7.0	
Kent St.	11/17/2022	*	25:55	4-7	.571	2-4	.500	2-2	1.000	0	4	4	5.3	2	1	0	0	0	12	8.3	
at Little Rock	11/20/2022	*	23:57	7-10	.700	4-6	.667	4-4	1.000	1	1	2	4.6	2	0	2	0	0	22	11.0	
vs Northern Ariz.	11/24/2022	*	25:46	2-8	.250	0-4	.000	3-4	.750	3	4	7	5.0	3	0	2	0	0	7	10.3	
vs Clemson	11/25/2022	*	30:43	6-13	.462	5-10	.500	2-2	1.000	1	3	4	4.9	3	1	1	0	1	19	11.6	
vs Kansas St.	11/26/2022	*	29:54	7-12	.583	3-8	.375	1-2	.500	0	4	4	4.8	0	0	0	0	0	18	12.4	
Totals			8	204:00	32-75	.427	19-51	.373	16-18	.889	9	29	38	4.8	11	2	10	1	2	99	12.4

Player Averages

Games Played	Minutes/game	Points/game	FG Pct	3FG Pct	FT Pct	Rebounds/game	Assists/game	Turnovers/game	Assist/Turnover ratio	Steals/game	Blocks/game
8	25.5	12.4	42.7	37.3	88.9	4.8	0.3	1.3	0.2	0.3	0.1

CAREER STATISTICS

		Field Goals				3-Point		F-Throws		Rebounds				Scoring						
SEASON	TEAM	GP-GS	MIN/AVG	FG-FGA	FG%	3FG-3FGA	3FG%	FT-FTA	FT%	OFF	DEF	TOT	AVG	PF-FO	A	TO	BLK	STL	PTS	AVG
2018-19	KState	33-31	967/29.3	109-339	.322	56-194	.289	51-71	.718	22	69	91	2.8	81-1	24	68	14	30	325	9.8
2019-20	KState	29-29	796/27.5	94-316	.297	55-195	.282	40-56	.714	12	69	81	2.8	57-0	50	66	9	16	283	9.8
2020-21	KState	24-24	776/32.3	127-327	.388	55-157	.350	55-71	.775	18	100	118	4.9	50-0	43	71	9	12	364	15.2
2021-22	SU	29-29	877/30.2	117-322	.363	60-175	.343	44-48	.917	27	107	134	4.6	80-1	39	58	18	30	338	11.7
2022-23	Ark	8-8	204/25.5	32-75	.427	19-51	.373	16-18	.889	9	29	38	4.8	11-0	2	10	1	2	99	12.4
TOTAL FOR Ark		8-8	204/25.5	32-75	.427	19-51	.373	16-18	.889	9	29	38	4.8	11-0	2	10	1	2	99	12.4
TOTAL		123-121	3620/29.4	479-1379	.347	245-772	.317	206-264	.780	88	374	462	3.8	279-2	158	273	51	90	1409	11.5





43 Makayla Daniels | Sr. | 5-8 | G | Frederick, Md. (Frederick HS)

## DANIELS BENCHMARK STATS

2022-23 SEASON HIGHS

Points	21	vs. Clemson	11-25-22
FG Made	6	vs. Clemson	11-25-22*
FG Att.	19	vs. Tulsa	11-14-22
3FG Made	4	vs. Tulsa	11-14-22
3FG Att.	10	vs. #25 K-State	11-26-22
FT Made	8	vs. NAU	11-24-22
FT Att.	10	vs. Clemson	11-25-22
Off. Reb.	4	vs. Tulsa	11-14-22
Def. Reb.	6	vs. #25 K-State	11-26-22
Rebounds	9	vs. Tulsa	11-14-22
Assists	5	vs. Kent State	11-17-22
Blocks	1	vs. Kent State	11-17-22
Steals	4	vs. Kent State	11-17-22*
Minutes	38	vs. #25 K-State	11-26-22

CAREER HIGHS

Points	34	vs. Creighton	12-21-21
FG Made	11	vs. Creighton	12-21-21*
FG Att.	19	vs. Tulsa	11-14-22
3FG Made	6	vs. Oral Roberts	11-14-19
3FG Att.	10	vs. #25 K-State	11-26-22
FT Made	8	vs. Belmont	11-20-19
FT Att.	10	vs. Clemson	11-25-22*
Off. Reb.	5	at Vanderbilt	1-6-22
Def. Reb.	11	vs. Missouri	3-3-22
Rebounds	14	vs. Missouri	3-3-22
Assists	7	at SMU	12-9-20
Blocks	1	vs. Kent State	11-17-22*
Steals	6	vs. UCA	12-18-21
Minutes	43	vs. Missouri	3-3-22

2021-22 SEC HIGHS

Points	21	vs. Georgia	2-24-22
FG Made	8	vs. Florida	1-26-20
FG Att.	17	vs. Missouri	3-3-22
3FG Made	3	vs. LSU	1-27-22*
3FG Att.	9	at Tennessee	1-7-21
FT Made	7	vs. LSU	1-27-22
FT Att.	8	vs. LSU	1-27-22
Off. Reb.	5	at Vanderbilt	1-6-22
Def. Reb.	11	vs. Missouri	3-3-22
Rebounds	14	vs. Missouri	3-3-22
Assists	5	vs. Auburn	3-5-20*
Blocks	1	at Auburn	2-25-21*
Steals	4	vs. Texas A&M	1-10-21*
Minutes	43	vs. Missouri	3-3-22

NOTABLES

Stat	19-20	20-21	21-22	22-23	Career
Double Figure Pts	10	18	17	6	51
Double Figure Rebs	-	-	1	-	1
Double-Doubles	-	-	1	-	1
5 + Assists	3	2	6	1	12
5 + Blocks	-	-	-	-	-
5 + Steals	1	-	1	-	2
Led Team in Pts	3	1	8	1	13
Led Team in Reb	-	1	7	-	8
20 + Points	2	1	5	1	9
30+ Points	-	-	2	-	2

\* Most Recent

## GAME NOTES

- Named Paradise Jam Reef Tournament MVP, averaging 17.3 points, 5.7 rebounds, 2.7 assists and 2.0 steals per game across those three contests
- Logged season-high 21 points off 6-of-12 shooting from the field with five rebounds vs. Clemson
- Sits at No. 26 on the all-time scoring list (1,124) and 20 in assists (241)
- No. 4 in 3-pointers (14), sixth in FT attempts (44) and eighth in steals (16) in the SEC
- Has the 28th most free throw attempts and 67th most steals in the NCAA
- Earned a spot on the SEC Preseason Second Team
- Leading returning scorer (14.0 PPG) and rebounder (5.3 RPG) from the 2021-22 team
- Became the 31st member of the 1,000-point club after reaching the milestone in the Hogs' tournament game against Utah
- Registered her first career double-double against Mizzou in the SECT (13 points, 14 rebounds)
- Dropped a career-best 34 points against Creighton, her second 30+ point game of 2021-22

## WHO IS MAKAYLA DANIELS?

- Graduated college in three years
- Lived in Japan for seven years, as well as Arizona, North Carolina and Maryland
- Played with Saylor Poffenbarger's brother in AAU for a stint
- Wears #43 because 4+3=7 and 7 is her favorite number
- One of the most interesting things about her is she loves piercings
- Favorite part about playing in Bud Walton Arena: the Hog Call

## #43 DANIELS, Makayla

				Total		3-Pointers		Free throws		Rebounds											
Opponent	Date	GS	MIN	FG-FGA	PCT	3FG-3FGA	PCT	FT-FTA	PCT	OFF	DEF	TOT	AVG	PF	A	TO	BLK	STL	PTS	AVG	
at Ark.-Pine Bluff	11/07/2022	*	23:11	0-5	.000	0-0	.000	4-5	.800	1	5	6	6.0	1	1	2	0	1	4	4.0	
Central Ark.	11/11/2022	*	24:18	5-8	.625	1-2	.500	3-6	.500	0	2	2	4.0	0	4	0	0	4	14	9.0	
Tulsa	11/14/2022	*	36:43	6-19	.316	4-9	.444	3-4	.750	4	5	9	5.7	1	3	2	0	0	19	12.3	
Kent St.	11/17/2022	*	24:02	3-6	.500	2-3	.667	1-3	.333	1	1	2	4.8	3	5	2	1	4	9	11.5	
at Little Rock	11/20/2022	*	22:29	3-4	.750	3-4	.750	3-4	.750	1	2	3	4.4	2	4	1	0	1	12	11.6	
vs Northern Ariz.	11/24/2022	*	30:01	5-10	.500	0-1	.000	8-9	.889	1	5	6	4.7	4	4	4	0	2	18	12.7	
vs Clemson	11/25/2022	*	34:19	6-12	.500	2-5	.400	7-10	.700	0	5	5	4.7	4	2	6	0	2	21	13.9	
vs Kansas St.	11/26/2022	*	37:39	4-15	.267	2-10	.200	3-3	1.000	0	6	6	4.9	0	2	3	0	2	13	13.8	
Totals		8	232:42	32-79	.405	14-34	.412	32-44	.727	8	31	39	4.9	15	25	20	1	16	110	13.8	

## Player Averages

Games Played	Minutes/game	Points/game	FG Pct	3FG Pct	FT Pct	Rebounds/game	Assists/game	Turnovers/game	Assist/Turnover ratio	Steals/game	Blocks/game
8	29.1	13.8	40.5	41.2	72.7	4.9	3.1	2.5	1.3	2.0	0.1

## CAREER STATISTICS

			Field Goals		3-Point		F-Throws		Rebounds								Scoring			
SEASON	TEAM	GP-GS	MIN/AVG	FG-FGA	FG%	3FG-3FGA	3FG%	FT-FTA	FT%	OFF	DEF	TOT	AVG	PF-FO	A	TO	BLK	STL	PTS	AVG
2019-20	Ark	32-32	720/22.5	107-216	.495	25-56	.446	60-77	.779	7	48	55	1.7	67-1	77	44	2	45	299	9.3
2020-21	Ark	28-28	801/28.6	101-256	.395	44-120	.367	78-97	.804	9	74	83	3.0	75-2	61	43	4	41	324	11.6
2021-22	Ark	28-28	845/30.2	126-307	.410	40-136	.294	99-125	.792	51	98	149	5.3	74-1	78	42	4	50	391	14.0
2022-23	Ark	8-8	233/29.1	32-79	.405	14-34	.412	32-44	.727	8	31	39	4.9	15-0	25	20	1	16	110	13.8
TOTAL		96-96	2599/27.1	366-858	.427	123-346	.355	269-343	.784	75	251	326	3.4	231-4	241	149	11	152	1124	11.7



55 Emrie Ellis | So. | 6-3 | F | Vanoss, Okla. | Vanoss HS

2022-23 SEASON HIGHS

ELLIS BENCHMARK STATS

Points	5	at Little Rock	11-20-22
FG Made	2	at Little Rock	11-20-22
FG Att.	3	at Little Rock	11-20-22
3FG Made	1	at Little Rock	11-20-22
3FG Att.	1	at Little Rock	11-20-22*
FT Made	N/A		
FT Att.	N/A		
Off. Reb.	1	vs. UCA	11-11-22
Def. Reb.	3	vs. UCA	11-11-22
Rebounds	4	vs. UCA	11-11-22
Assists	N/A		
Blocks	N/A		
Steals	1	at UAPB	11-7-22
Minutes	15	at UAPB	11-7-22

CAREER HIGHS

Points	11	vs. Auburn	2-10-22
FG Made	4	vs. Auburn	2-10-22
FG Att.	7	vs. Auburn	2-10-22*
3FG Made	1	at Little Rock	11-20-22
3FG Att.	3	vs. 1/1 SC	1-17-22*
FT Made	3	vs. Auburn	2-10-22
FT Att.	4	vs. Auburn	2-10-22
Off. Reb.	3	at Missouri	2-13-22
Def. Reb.	5	at Missouri	2-13-22
Rebounds	8	at Missouri	2-13-22
Assists	2	at Vanderbilt	1-6-22*
Blocks	5	vs. UAPB	11-12-21
Steals	1	at UAPB	11-7-22*
Minutes	27	vs. Auburn	2-10-22

2021-22 SEC HIGHS

Points	11	vs. Auburn	2-10-22
FG Made	4	vs. Auburn	2-10-22
FG Att.	7	vs. Auburn	2-10-22*
3FG Made	1	vs. 1/1 SC	1-17-22
3FG Att.	3	vs. 1/1 SC	1-17-22
FT Made	3	vs. Auburn	2-10-22
FT Att.	4	vs. Auburn	2-10-22
Off. Reb.	3	at Missouri	2-13-22
Def. Reb.	5	at Missouri	2-13-22
Rebounds	8	at Missouri	2-13-22
Assists	2	vs. Vanderbilt	1-6-22*
Blocks	2	vs. Auburn	2-10-22
Steals	1	at Alabama	1-20-22
Minutes	27	vs. Auburn	2-10-22

NOTABLES

Stat	21-22	22-23	Career
Double Figure Pts	1	-	1
Double Figure Rebs	-	-	-
Double-Doubles	-	-	-
5 + Assists	-	-	-
5 + Blocks	1	-	1
5 + Steals	-	-	-
Led Team in Pts	-	-	-
Led Team in Reb	-	-	-
20 + Points	-	-	-
30+ Points	-	-	-

\* Most Recent

GAME NOTES

- Appeared in two games at the Paradise Jam
- Registered a season-high five points at Little Rock after going 2-of-3 from the field
- Has played 8+ minutes four of her six game appearances this season
- Blocked five shots against UAPB, the most by a freshman Hog since 2014
- Played in 27 games off the bench in her debut season
- Best performance came against Auburn, tallying 11 points and five boards in 27 minutes
- VYPE Top 100 in all four of her high school seasons
- Led the state of Oklahoma in rebounds & blocks in 2018

WHO IS EMRIE ELLIS?

- Majoring in recreation and sport management
- Wears #55 because it was her dad's number
- Favorite thing to do in Fayetteville: swim or go to the lake
- Favorite game from last season: the team's win over Auburn
- Would tell people she wanted to be a nurse when she grew up

#55 ELLIS, Emrie

Opponent	Date	GS	MIN	Total		3-Pointers		Free throws		Rebounds				PF	A	TO	BLK	STL	PTS	AVG
				FG-FGA	PCT	3FG-3FGA	PCT	FT-FTA	PCT	OFF	DEF	TOT	AVG							
at Ark.-Pine Bluff	11/07/2022		15:24	0-2	.000	0-0	.000	0-0	.000	0	2	2	2.0	2	0	0	0	1	0	0.0
Central Ark.	11/11/2022		12:53	0-1	.000	0-1	.000	0-0	.000	1	3	4	3.0	0	0	0	0	0	0	0.0
Kent St.	11/17/2022		08:43	0-2	.000	0-1	.000	0-0	.000	0	1	1	2.3	1	0	0	0	0	0	0.0
at Little Rock	11/20/2022		12:49	2-3	.667	1-1	1.000	0-0	.000	0	2	2	2.3	3	0	3	0	0	5	1.3
vs Northern Ariz.	11/24/2022		01:57	0-0	.000	0-0	.000	0-0	.000	0	0	0	1.8	0	0	1	0	0	0	1.0
vs Kansas St.	11/26/2022		02:11	0-0	.000	0-0	.000	0-0	.000	0	0	0	1.5	1	0	1	0	0	0	0.8
Totals		0	53:57	2-8	.250	1-3	.333	0-0	.000	1	8	9	1.5	7	0	5	0	1	5	0.8

Player Averages

Games Played	Minutes/game	Points/game	FG Pct	3FG Pct	FT Pct	Rebounds/game	Assists/game	Turnovers/game	Assist/Turnover ratio	Steals/game	Blocks/game
6	9.0	0.8	25.0	33.3	0.0	1.5	0.0	0.8	0.0	0.2	0.0

CAREER STATISTICS

				Field Goals		3-Point		F-Throws		Rebounds									Scoring		
SEASON	TEAM	GP-GS	MIN	AVG	FG-FGA	FG%	3FG-3FGA	3FG%	FT-FTA	FT%	OFF	DEF	TOT	AVG	PF-FO	A	TO	BLK	STL	PTS	AVG
2021-22	Ark	27-0	293	10.9	33-85	.388	3-24	.125	9-13	.692	19	37	56	2.1	40-1	15	22	22	2	78	2.9
2022-23	Ark	6-0	54	9.0	2-8	.250	1-3	.333	0-0	.000	1	8	9	1.5	7-0	0	5	0	1	5	0.8
TOTAL		33-0	347	10.5	35-93	.376	4-27	.148	9-13	.692	20	45	65	2.0	47-1	15	27	22	3	83	2.5



Official Basketball Box Score - Final  
**Arkansas at Ark.-Pine Bluff**  
11/07/22 H.O. Clemmons Arena, Pine Bluff  
2022-23 Women's Basketball

Game Time: 6:00 PM  
Game Duration: 4:04  
Attendance: 3,128

Officials: Eric Baker, LaShonda Kidd, Randy Robertson

Arkansas - 70

Record: 2-0

NO. Name	Min	FG M-A	3P M-A	FT M-A	Rebounds OR DR TOT	Fouls PF FD	TP	AS	TO	ST	Blocks BS BA	+/-
4 Erynn Barnum	F 25:04	6-14	0-0	3-13	6 5 11	2 9	15	1	2	4	0	2 18
0 Saylor Poffenbarger	G 27:35	3-14	2-9	3-6	2 6 8	1 4	11	2	2	0	1 1 23	
2 Samara Spencer	G 31:00	6-16	1-7	2-8	0 4 4	4 4	15	4	1	0	0 0 18	
34 Chrissy Carr	G 19:49	3-8	2-5	2-2	2 1 3	0 1	10	0	0	0	0 0 23	
43 Makayla Daniels	G 23:11	0-5	0-0	4-5	1 5 6	1 6	4	1	2	1	0 1 29	
11 Rylee Langerman	G 22:50	1-1	0-0	2-4	4 2 6	3 3	4	0	2	4	0 0 0	
24 Jersey Wollenbarger	G 20:37	2-7	0-0	3-4	4 3 7	1 2	7	0	2	1	0 0 -2	
30 Maryam Dauda	G 14:30	1-3	0-0	2-4	2 1 3	4 2	4	1	1	1	0 0 1	
55 Emrie Ellis	G 15:24	0-2	0-0	0-0	0 2 2	2 0	0	0	0	1	0 1 -10	
Team					3 3 6		0	0				
Totals		22-70	5-21	21-46	24 32 56	18 31 70	9	12	12	2 5 20		

Technical Fouls: NONE

Shooting By Period		
1 <sup>st</sup> FG%	6-16	37.5%
3PT%	2-8	25.0%
FT%	1-6	16.7%
2 <sup>nd</sup> FG%	9-24	37.5%
3PT%	3-5	60.0%
FT%	6-15	40%
3 <sup>rd</sup> FG%	5-13	38.5%
3PT%	0-2	0.0%
FT%	9-17	52.9%
4 <sup>th</sup> FG%	2-17	11.8%
3PT%	0-6	0.0%
FT%	5-8	62.5%
GM FG%	22-70	31.4%
3PT%	5-21	23.8%
FT%	21-46	45.7%

Dead Ball Rebounds: 13, 0

Ark.-Pine Bluff - 50

Record: 0-2

NO. Name	Min	FG M-A	3P M-A	FT M-A	Rebounds OR DR TOT	Fouls PF FD	TP	AS	TO	ST	Blocks BS BA	+/-
23 Maori Davenport	C 27:57	3-10	0-1	9-13	6 8 14	3 7	15	2	4	3	2 1 2	
2 Shayla Boule	G 18:12	2-2	0-0	1-4	1 1 2	4 3	5	0	3	0	0 0 1	
5 Jelissa Reese	G 17:06	1-4	0-1	2-2	0 3 3	4 2	4	0	0	0	0 0 -23	
15 Coriah Beck	G 30:06	3-12	1-5	1-2	0 2 2	3 1	8	0	3	0	0 0 -13	
24 Raziya Potter	G 25:38	3-10	0-1	0-2	2 2 4	4 1	6	2	4	0	1 1 -11	
21 Takaylyn Busby	G 12:53	0-1	0-1	0-0	1 3 4	1 0	0	0	1	0	0 0 -12	
54 Maya Peat	G 14:53	0-4	0-2	0-2	1 3 4	3 1	0	0	4	0	1 0 -19	
3 Demetria Shephard	G 12:07	1-6	1-3	0-0	0 2 2	3 0	3	0	0	0	0 0 -14	
11 Tia Morgan	G 17:08	1-4	1-2	0-0	1 1 2	3 2	3	0	2	0	0 0 0	
10 Azaria Robinson	G 02:35	0-0	0-0	0-0	0 0 0	0 0	0	0	0	0	0 0 -1	
33 Breazia Robinson	G 01:01	0-0	0-0	0-0	0 0 0	0 0	0	0	0	0	0 0 0	
4 Kourtney Rittenberry	G 11:58	2-4	0-1	0-0	0 6 6	2 0	4	0	1	1	1 0 -6	
1 Markisha Body	G 06:46	1-1	0-0	0-0	0 1 1	2 0	2	0	0	0	0 0 -3	
32 Stephanie Okowi	G 01:40	0-0	0-0	0-0	0 0 0	0 1	0	0	0	0	0 0 -3	
Team					2 3 5		0	0				
Totals		17-58	3-17	13-25	14 35 49	32 18	50	4	22	4	5 2 -20	

Technical Fouls: Reese 3<sup>rd</sup> 8:36

Biggest lead		ARK	UAPB
Biggest lead		34 (3 <sup>rd</sup> 2:48)	1 (1 <sup>st</sup> 6:41)
Best Scoring Run		17 (2 <sup>nd</sup> 6:19)	12 (4 <sup>th</sup> 7:28)
Lead Changes		2	0
Times Tied		0	0
Time with Lead		37:44	01:20



Official Basketball Box Score - Final  
**Tulsa at Arkansas**  
11/14/22 Bud Walton Arena, Fayetteville  
2022-23 Women's Basketball

Game Time: 7:00 PM  
Game Duration: 2:54  
Attendance: 2,511

Officials: Dee Karler, Michael McConnell, Talisa Green

Tulsa - 70

Record: 2-1

NO. Name	Min	FG M-A	3P M-A	FT M-A	Rebounds OR DR TOT	Fouls PF FD	TP	AS	TO	ST	Blocks BS BA	+/-
2 Temira Poindexter	F 26:10	9-18	2-7	1-2	0 3 3	1 4	21	3	2	0	0 1 -3	
20 Katelyn Levings	F 27:38	5-10	1-4	0-0	3 4 7	5 2	11	1	1	0	0 0 1	
0 Katia Gallegos	G 11:55	0-0	0-0	0-0	0 2 2	1 1	0	4	1	0	0 0 0	
10 Maya Mayberry	G 34:06	6-11	4-6	1-4	0 4 4	3 5	17	2	3	2	0 0 -3	
11 Maddie Bittle	G 28:50	3-10	2-4	0-0	1 4 5	4 1	8	3	6	0	0 0 -2	
5 Delanie Crawford	24:47	2-5	2-4	1-2	0 3 3	4 1	7	3	0	0	0 0 -10	
35 Ahray Young	23:21	1-6	0-3	1-4	0 2 2	1 2	3	1	1	2	0 1 -10	
13 Jessika Evans	09:51	1-1	1-1	0-0	0 2 2	4 0	3	0	2	0	0 0 -9	
30 Caroline Lyles	02:37	0-0	0-0	0-0	1 1 1	1 0	0	0	1	0	0 0 -6	
1 Cam Mathews	00:10	0-0	0-0	0-0	0 0 0	0 0	0	0	0	0	0 0 -1	
21 Hadley Periman	00:35	0-0	0-0	0-0	0 0 0	0 0	1	0	0	0	0 0 -2	
Team					0 6 6		0	0				
Totals		27-61	12-29	4-12	4 31 35	25 16	70	17	17	4	4 2 -9	

Technical Fouls: NONE

Shooting By Period		
1 <sup>st</sup> FG%	6-17	35.3%
3PT%	2-7	28.6%
FT%	1-2	50%
2 <sup>nd</sup> FG%	7-14	50%
3PT%	4-7	57.1%
FT%	1-6	16.7%
3 <sup>rd</sup> FG%	4-13	30.8%
3PT%	4-8	50%
FT%	2-4	50%
4 <sup>th</sup> FG%	10-17	58.8%
3PT%	2-7	28.6%
FT%	0-0	0%
GM FG%	27-61	44.3%
3PT%	12-29	41.4%
FT%	4-12	33.3%

Dead Ball Rebounds: 6, 4

Arkansas - 79

Record: 3-0

NO. Name	Min	FG M-A	3P M-A	FT M-A	Rebounds OR DR TOT	Fouls PF FD	TP	AS	TO	ST	Blocks BS BA	+/-
4 Erynn Barnum	F 30:32	10-12	0-0	7-12	3 5 8	3 7	27	0	1	2	1 1 3	
0 Saylor Poffenbarger	G 28:35	1-4	0-2	0-0	2 8 10	4 2	2	3	0	1	0 0 13	
2 Samara Spencer	G 39:04	3-16	3-11	4-6	0 3 3	2 9	13	4	2	0	0 2 7	
34 Chrissy Carr	G 22:32	1-9	1-8	0-0	2 4 6	0 1	3	0	2	0	1 0 7	
43 Makayla Daniels	G 36:43	6-19	4-9	3-4	4 5 9	1 3	19	3	2	0	0 1 5	
11 Rylee Langerman	G 22:35	2-7	2-5	4-6	2 3 5	3 3	10	1	0	4	0 0 1	
30 Maryam Dauda	G 09:28	1-2	1-2	0-0	2 1 3	1 0	3	0	2	0	0 0 6	
24 Jersey Wollenbarger	G 10:31	1-3	0-2	0-0	0 0 0	0 2	2	0	0	0	0 0 3	
Team					2 1 3		0	0				
Totals		25-72	11-39	18-28	17 30 47	16 25	79	11	9	7	2 4 9	

Technical Fouls: NONE

Shooting By Period		
1 <sup>st</sup> FG%	8-19	42.1%
3PT%	4-10	40.0%
FT%	4-6	66.7%
2 <sup>nd</sup> FG%	6-20	30.0%
3PT%	3-11	27.3%
FT%	2-2	100%
3 <sup>rd</sup> FG%	4-20	20.0%
3PT%	2-14	14.3%
FT%	3-4	75%
4 <sup>th</sup> FG%	7-13	53.8%
3PT%	2-4	50.0%
FT%	9-16	56.3%
GM FG%	25-72	34.7%
3PT%	11-39	28.2%
FT%	18-28	64.3%

Dead Ball Rebounds: 5, 2

Biggest lead		TU	ARK
Biggest lead		2 (1 <sup>st</sup> 9:36)	15 (1 <sup>st</sup> 1:38)
Best Scoring Run		9 (2 <sup>nd</sup> 9:53)	9 (1 <sup>st</sup> 1:38)
Lead Changes		3	0
Times Tied		2	0
Time with Lead		01:11	37:07

Points from Turnovers		TU	ARK
Points from Turnovers		7	19
Paint		28	26
Second Chance		0	9
Fast Breaks		5	21
Bench		13	15

Period by Period Scoring		1st	2nd	3rd	4th	TOT
Period by Period Scoring		15	19	14	22	70
ARK		24	17	13	25	79



Official Basketball Box Score - Final  
**Central Ark. at Arkansas**  
11/11/22 Bud Walton Arena, Fayetteville  
2022-23 Women's Basketball

Game Time: 10:30 AM  
Game Duration: 1:56  
Attendance: 7,410

Officials: Brian Hall, Kristen Bel, Kaz Beverley

Central Ark. - 34

Record: 0-2

NO. Name	Min	FG M-A	3P M-A	FT M-A	Rebounds OR DR TOT	Fouls PF FD	TP	AS	TO	ST	Blocks BS BA	+/-
11 Kyjai Miles	F 20:24	2-7	0-0	0-2	2 3 5	3 2	4	1	0	0	0 1 -24	
1 Kinley Fisher	G 24:15	3-9	1-5	0-0	0 3 3	0 0	7	0	2	1	0 0 -22	
10 Gloria Fornah	G 25:35	0-4	0-0	2-4	2 4 6	5 2	2	0	2	0	0 4 -21	
12 Siera Carter	G 09:57	0-2	0-1	2-3	0 1 1	2 2	2	0	2	1	0 0 -14	
20 Kayla Mitchell	G 19:34	2-3	1-2	0-0	0 2 2	5 1	5	1	4	0	0 0 -14	
3 Randrea Wright	G 19:37	0-5	0-3	1-2	0 1 1	2 2	1	1	3	0	0 0 -24	
15 Paris Atkins	G 31:39	3-16	0-5	1-4	1 4 5	2 3	7	1	1	1	0 1 -30	
13 Jenny Peakie	G 11:05	0-5	0-3	0-0	3 1 4	1 0	0	0	0	1	0 0 -7	
30 Keerra Prim	G 27:48	2-3	0-0	2-4	4 5 9	4 2	6	0	2	1	1 0 -22	
5 Lashiyah Fowler	G 06:33	0-1	0-0	0-0	0 0 0	2 0	0	0	0	0	0 0 -8	
2 Leah Perry	G 01:41	0-0	0-0	0-0	0 0 0	0 0	0	0	0	0	0 0 -4	
4 Jada Wilmington	G 01:52	0-0	0-0	0-0	0 1 1	0 0	0	0	0	0	0 0 0	
Team					2 2 4		0	0	1	1		
Totals		12-55	2-19	8-19	14 27 41	26 14	34	3	18	5	1 6 -38	

Technical Fouls: NONE

Dead Ball Rebounds: 5, 2

Arkansas - 72

Record: 2-0

NO. Name	Min	FG M-A	3P M-A	FT M-A	Rebounds OR DR TOT	Fouls PF FD	TP
----------	-----	-----------	-----------	-----------	-----------------------	----------------	----



# #SIDEBYSIDE



Official Basketball Box Score - Final  
Arkansas at Little Rock  
11/20/22 Jack Stephens Center, Little Rock  
2022-23 Women's Basketball

Game Time: 1:00 PM  
Game Duration: 1:56  
Attendance: 2,879

Officials: Ty Bitts, Nadi Carey, Daniel Drake

Arkansas - 93 Record: 5-9

NO. Name	Min	FG M-A	3P M-A	FT M-A	Rebounds OR DR TOT	Fouls PF FD	TP	AS	TO	ST	Blocks BS BA	+/-
4 Erynn Barnum	F 20:40	5-5	0-0	5-6	0 9 9	3 4	15	1	5	0	1 0	23
0 Saylor Poffenbarger	G 27:53	3-4	0-1	3-4	0 9 9	3 4	9	1	3	0	0 0	32
2 Samara Spencer	G 30:08	4-9	0-4	3-4	0 7 7	1 4	11	6	6	0	0 0	39
3 Chrissy Carr	G 23:57	7-10	4-6	4-4	1 1 2	2 2	22	0	2	0	0 0	39
4 Makayla Daniels	G 22:29	3-4	3-4	3-4	1 2 3	2 5	12	4	1	1	0 0	34
11 Rylee Langerman	13:45	1-1	0-0	1-2	0 0 0	1 1	3	0	0	0	0 0	15
24 Jersey Wolfenbarger	17:05	2-6	1-2	1-2	1 4 5	1 1	6	1	0	0	0 0	20
30 Maryam Dauda	14:55	3-5	1-1	0-0	1 3 4	4 0	7	2	1	1	0 0	13
55 Emrie Ellis	12:49	2-3	1-1	0-0	0 2 2	3 0	5	0	3	0	0 0	9
22 Avery Hughes	05:04	0-1	0-0	2-2	0 0 0	2 1	2	0	0	0	0 0	-4
20 Karley Johnson	06:19	0-0	0-0	1-2	0 0 0	0 1	1	1	1	0	0 0	1
21 Loren Lindsey	04:56	0-0	0-0	0-0	0 0 0	0 0	0	0	0	0	0 0	5
Team					1 3 4		0	0				
Totals		30-48	10-19	23-30	5 40 45	22 23	93	16	22	3	2 0	44

Technical Fouls:NONE

Dead Ball Rebounds: 4, 0

Shooting By Period	
1 <sup>st</sup> FG%	8-11 72.7%
3PT%	2-3 66.7%
FT%	2-4 50%
2 <sup>nd</sup> FG%	7-12 58.3%
3PT%	2-5 40.0%
FT%	8-10 80%
3 <sup>rd</sup> FG%	8-13 61.5%
3PT%	4-9 44.4%
FT%	5-6 83.3%
4 <sup>th</sup> FG%	7-12 58.3%
3PT%	2-2 100.0%
FT%	8-10 80%
GM FG%	30-48 62.5%
3PT%	10-19 52.6%
FT%	23-30 76.7%



Official Basketball Box Score - Final  
Northern Ariz. at Arkansas  
11/24/22 UVI Sports and Fitness Center, Charlotte Amalie, USVI  
2022 Paradise Jam Women's Basketball REEF DIVISION

Game Time: 6:45 PM  
Game Duration: 2:00

Officials: Tim Resch, Tommi Paris, Sarah Williams

Northern Ariz. - 73 Record: 3-3

NO. Name		Min	FG M-A	3P M-A	FT M-A	Reb OR DR TOT	Fouls PF FD	TP	AS	TO	ST	Blocks BS BA	+/-
2 Nyah Moran	F	20:20	6-12	2-4	0-4	1 0 1	4 5	16	2	5	3	1	0 -5
12 Sophie Glancey	F	23:06	0-5	0-1	0-0	2 3 5	5 1	0	0	3	0	0 1	-10
25 Montana Oltrogge	F	31:03	1-9	0-4	0-0	1 10 11	3 0	2	1	5	0	0 2	-10
1 Regan Schenck	G	35:44	3-8	1-3	4-4	0 5 5	4 2	11	5	7	1	0 1	-4
21 Emily Rodabaugh	G	38:11	6-13	4-8	0-0	0 6 6	3 1	16	0	2	3	0 0	-2
22 Olivia Moran		20:35	6-9	3-3	2-2	0 2 2	5 3	17	0	3	0	0 0	-4
45 Fatoumata Jaiteh		16:54	3-3	0-0	2-2	1 2 3	4 8	1	1	1	1	0 1	0
5 Taylor Feldman		10:05	1-2	0-0	0-0	0 0 0	3 0	2	1	1	0	0 -7	-4
4 Mary McMorris		04:02	0-1	0-0	1-2	1 0 1	2 1	1	0	1	1	0 0	-4
Team						0 4 4		0					
Totals			26-62	10-25	11-14	8 30 38	32 17	73	10	28	9	2 4	-9

Technical Fouls:NONE

Shooting By Period	
1 <sup>st</sup> FG%	6-14 42.9%
3PT%	1-5 20.0%
FT%	5-5 100%
2 <sup>nd</sup> FG%	4-12 33.3%
3PT%	2-4 50.0%
FT%	1-2 50%
3 <sup>rd</sup> FG%	6-15 40.0%
3PT%	3-7 42.9%
FT%	2-4 50%
4 <sup>th</sup> FG%	10-21 47.6%
3PT%	4-9 44.4%
FT%	3-3 100%
GM FG%	26-62 41.9%
3PT%	10-25 40.0%
FT%	11-14 78.6%

Dead Ball Rebounds: 1, 1

Arkansas - 82 Record: 6-9

NO. Name		Min	FG M-A	3P M-A	FT M-A	Reb OR DR TOT	Fouls PF FD	TP	AS	TO	ST	Blocks BS BA	+/-
4 Erynn Barnum	F	23:03	3-9	0-1	1-2	3 4 7	3 3 7	2	2	2	0	1	-12
0 Saylor Poffenbarger	G	31:41	4-10	2-6	3-4	2 3 5	3 3 13	2	4	1	1	0	-1
2 Samara Spencer	G	39:29	10-21	3-7	4-6	0 4 4	1 10 27	2	2	4	0	0	7
34 Chrissy Carr	G	25:46	2-8	0-4	3-4	3 4 7	4 7 0	2	0	0	0	1	9
43 Makayla Daniels	G	30:01	5-10	0-1	8-9	1 5 6	4 8 18	4	4	2	0	0	9
11 Rylee Langerman		20:56	1-3	0-1	1-2	0 2 2	1 1 3	1	1	0	0	0	17
24 Jersey Wolfenbarger		10:44	1-4	0-2	0-1	1 3 4	1 1 2	0	0	0	0	0	11
30 Maryam Dauda		16:23	2-3	0-1	1-2	2 2 4	1 2 5	1	2	0	3	0	23
55 Emrie Ellis		01:57	0-0	0-0	0-0	0 0 0	0 0 0	0	0	1	0	0	0
Team						0 3 3	0	0	0				
Totals			28-68	5-23	21-30	12 30 42	18 32 82	12	18	9	4	2	9

Technical Fouls:Coach 3<sup>rd</sup> 3:22

Shooting By Period	
1 <sup>st</sup> FG%	8-23 34.8%
3PT%	2-11 18.2%
FT%	2-4 50%
2 <sup>nd</sup> FG%	5-14 35.7%
3PT%	2-6 33.3%
FT%	6-8 75%
3 <sup>rd</sup> FG%	8-16 50.0%
3PT%	0-2 0.0%
FT%	7-10 70%
4 <sup>th</sup> FG%	7-15 46.7%
3PT%	1-4 25.0%
FT%	6-8 75%
GM FG%	28-68 41.2%
3PT%	5-23 21.7%
FT%	21-30 70.0%

Dead Ball Rebounds: 6, 0

	ARK	LR
Biggest lead	45 (4 <sup>th</sup> 9:05)	2 (1 <sup>st</sup> 9:14)
Best Scoring Run	11 (3 <sup>rd</sup> 2:43)	4 (4 <sup>th</sup> 7:19)
Lead Changes	1	
Times Tied	1	
Time with Lead	37:22	00:20

Points from	ARK	LR
Turnovers	19	16
Paint	38	16
Second Chance	10	3
Fast Breaks	9	8
Bench	24	10

Period by Period Scoring					
	1st	2nd	3rd	4th	TOT
ARK	20	24	25	24	93
LR	10	9	7	23	49

Dead Ball Rebounds: 4, 0

	NAU	ARK
Biggest lead	4 (1 <sup>st</sup> 4:09)	18 (3 <sup>rd</sup> 0:18)
Best Scoring Run	6 (2 <sup>nd</sup> 8:58)	12 (2 <sup>nd</sup> 0:01)
Lead Changes	9	
Times Tied	2	
Time with Lead	10:10	28:08

Points from	NAU	ARK
Turnovers	19	29
Paint	30	44
Second Chance	5	10
Fast Breaks	20	9
Bench	28	10

Period by Period Scoring					
	1st	2nd	3rd	4th	TOT
NAU	18	11	17	27	73
ARK	20	18	23	21	82



Official Basketball Box Score - Final  
Arkansas at Clemson  
11/25/22 UVI Sports and Fitness Center, Charlotte Amalie, USVI  
2022-23 Women's Basketball

Game Time: 9:35 PM  
Game Duration: 2:06  
Attendance: 1,724

Officials: Mark McMenney, Brandon Entenrie, Whitney Armstrong

Arkansas - 76 Record: 7-9

No. Name	Min	FG M-A	3P M-A	FT M-A	Rebounds OR DR TOT	Fouls PF FD	TP	AS	TO	ST	Blocks BS BA	+/-
4 Erynn Barnum	F 25:33	4-5	0-0	6-9	2 7 9	1 6	14	1	1	5	1 0	28
0 Saylor Poffenbarger	G 37:48	5-8	2-4	3-4	0 9 9	2 2	15	1	4	1	0 0	14
2 Samara Spencer	G 27:30	1-5	0-2	1-6	0 5 5	3 5	3	6	8	0	0 1	14
34 Chrissy Carr	G 30:43	6-13	5-10	2-2	1 3 4	3 2	19	1	1	1	0 0	14
43 Makayla Daniels	G 34:19	6-12	2-5	7-10	0 5 5	4 8	21	2	6	2	0 0	18
11 Rylee Langerman	18:49	1-1	0-0	1-2	0 0 0	4 1	3	0	0	0	0 4	
24 Jersey Wolfenbarger	10:51	0-2	0-2	1-2	1 3 4	1 1	1	1	2	0	0 0	-8
30 Maryam Dauda	14:27	0-2	0-0	0-0	2 1 3	0 1	0	0	0	0	0 0	-14
Team					3 2 5		0	1				
Totals		23-48	9-23	21-35	9 35 44	19 26	76	12	23	9	1 1	14

Technical Fouls:Daniels 4<sup>th</sup> 4:04Daniels 4<sup>th</sup> 4:04Coach 4<sup>th</sup> 4:04

Shooting By Period	
1 <sup>st</sup> FG%	4-12 33.3%
3PT%	2-5 40.0%
FT%	5-6 83.3%
2 <sup>nd</sup> FG%	3-12 25.0%
3PT%	1-8 12.5%
FT%	2-7 28.6%
3 <sup>rd</sup> FG%	10-16 62.5%
3PT%	2-5 40.0%
FT%	3-4 75%
4 <sup>th</sup> FG%	6-8 75.0%
3PT%	4-5 80.0%
FT%	11-18 61.1%
GM FG%	23-48 47.9%
3PT%	9-23 39.1%
FT%	21-35 60.0%

Dead Ball Rebounds: 5, 0

Clemson - 62 Record: 3-3

NO. Name	Min	FG M-A	3P M-A	FT M-A	Rebounds OR DR TOT	Fouls PF FD	TP	AS	TO	ST	Blocks BS BA	+/-
5 Amari Robinson	F 25:09	3-11	1-3	0-0	2 3 5	4 1	7	1	4	1	0 0	-5
12 Hannah Hank	C 31:25	2-4	2-3	3-4	1 8 9	4 4	9	0	1	1	0 1	-13
2 Daisha Bradford	G 20:32	3-10	0-3	1-2	0 0 0	5 3	7	3	1	0	0 0	-8
22 Ruby Whitehorn	G 27:32	4-11	0-1	2-3	1 4 5	4 3	10	2	4	0	0 0	-12
44 AleJah Douglas	G 19:55	5-11	2-4	1-4	1 2 3	5 2	13	0	5	3	0 2	2
0 Brie Perpinjan	24:44	1-6	0-2	2-2	1 1 2	1 2	4	4	0	3	0 0	-16
3 Makayla Elmore	17:15	1-1	0-0	1-2	3 1 0	3 1	0	1	0	1	0 0	-10
15 Kionna Gaines	12:28	2-5	0-0	0-0	1 2 3	1 1	4	0	1	0	0 0	-1
30 Madi Ott	14:49	1-4	1-4	0-0	0 0 0	1 0	3	1	0	0	0 0	-7
21 Eno Iiyang	06:11	1-1	0-0	0-0	0 1 1	1 0	2	0	1	0	0 0	0
Team					1 2 3		0	0				
Totals		23-64	7-21	9-15	9 25 34	27 16	62	12	17	9	1 1	-14

Technical Fouls:Bradford 4<sup>th</sup> 4:04

Shooting By Period	
1 <sup>st</sup> FG%	7-16 43.8%
3PT%	1-6 16.7%
FT%	0-2 0%
2 <sup>nd</sup> FG%	4-15 26.7%
3PT%	0-4 0.0%
FT%	1-2 50%
3 <sup>rd</sup> FG%	5-13 38.5%
3PT%	1-3 33.3%
FT%	2-2 100%
4 <sup>th</sup> FG%	7-20 35.0%
3PT%	5-8 62.5%
FT%	6-9 66.7%
GM FG%	23-64 35.9%
3PT%	7-21 33.3%
FT%	9-15 60.0%

Dead Ball Rebounds: 3, 0

	ARK	CLEM
Biggest lead	21 (4 <sup>th</sup> 6:58)	2 (2 <sup>nd</sup> 1:14)
Best Scoring Run	12 (4 <sup>th</sup> 9:15)	10 (4 <sup>th</sup> 3:31)
Lead Changes	2	
Times Tied	7	
Time with Lead	31:29	02:18

Points from	ARK	CLEM
Turnovers	16	14
Paint	28	28
Second Chance	7	6
Fast Breaks	21	0
Bench	4	16

Period by Period Scoring					
	1st	2nd	3rd	4th	TOT
ARK	15	9	25	27	76
CLEM	15	9	13	25	62

Game Notes:2022 U.S. Virgin Islands Paradise Jam Women's Basketball Tournament. Presented by BASKETBALL TRAVELERS

















Official Basketball Box Score - Final  
Kansas St. at Arkansas  
11/26/22 UVI Sports and Fitness Center, Charlotte Amalie, USVI  
2022-23 Women's Basketball

Game Time: 8:00 PM  
Game Duration: 1:48  
Attendance: 2,024

Officials: Ashley Gloss, Tim Resch,

## TV/RADIO CHART


0		<div>Saylor Poffenbarger</div> <div>R-Fr.   G   TR   6-2 Middletown, Md.   UConn Major: Recreation &amp; Sport Management</div>	<table><tr><th></th><th>GP-GS</th><th>PPG</th><th>RPG</th><th>APG</th><th>MPG</th></tr><tr><td>Season</td><td>8-8</td><td>7.9</td><td>7.5</td><td>2.1</td><td>31.2</td></tr><tr><td>Career</td><td>20-8</td><td>3.5</td><td>3.2</td><td>0.9</td><td>14.1</td></tr></table>		GP-GS	PPG	RPG	APG	MPG	Season	8-8	7.9	7.5	2.1	31.2	Career	20-8	3.5	3.2	0.9	14.1	<ul style="list-style-type: none"><li>Tabbed SEC Freshman of the Week following Paradise Jam</li><li>Logged career-high 15 points vs. Clemson &amp; six assists vs. K-State</li><li>Transferred to Arkansas in the winter of 2022</li><li>Has three double-digit scoring games &amp; eight contests with 5+ boards</li><li>No. 2 in def. rebounds/gm and eighth in rebounds in SEC</li><li>Enrolled early at UConn in Jan. 2021</li><li>No. 30th-ranked recruit in her class, No. 13th-ranked guard</li></ul>
	GP-GS	PPG	RPG	APG	MPG																	
Season	8-8	7.9	7.5	2.1	31.2																	
Career	20-8	3.5	3.2	0.9	14.1																	
2		<div>Samara Spencer</div> <div>So.   G   1L   5-7 Fort Lauderdale, Fla.   St. Thomas Aquinas Major: Recreation &amp; Sport Management</div>	<table><tr><th></th><th>GP-GS</th><th>PPG</th><th>RPG</th><th>APG</th><th>MPG</th></tr><tr><td>Season</td><td>8-8</td><td>12.8</td><td>5.0</td><td>4.5</td><td>30.6</td></tr><tr><td>Career</td><td>39-35</td><td>12.3</td><td>3.9</td><td>3.4</td><td>30.1</td></tr></table>		GP-GS	PPG	RPG	APG	MPG	Season	8-8	12.8	5.0	4.5	30.6	Career	39-35	12.3	3.9	3.4	30.1	<ul style="list-style-type: none"><li>Recorded career-high 27 points &amp; four steals vs. Northern Arizona</li><li>Had 12.0 PPG, 5.7 RPG, 4.0 APG &amp; 2.3 SPG at Paradise Jam</li><li>No. 4 in 3-point attempts, 5 in assists and 13 in total points in SEC</li><li>Named SEC Freshman of the Year, first for Arkansas since 2009</li><li>Won SEC Freshman of the Week four times last season</li><li>Has five 20-point games, including two this year</li><li>Led St. Thomas to state title as a senior</li></ul>
	GP-GS	PPG	RPG	APG	MPG																	
Season	8-8	12.8	5.0	4.5	30.6																	
Career	39-35	12.3	3.9	3.4	30.1																	
4		<div>Erynn Barnum</div> <div>R-Sr.   F   3L   6-2 Little Rock, Ark.   Little Rock Central Major: Recreation &amp; Sport Management</div>	<table><tr><th></th><th>GP-GS</th><th>PPG</th><th>RPG</th><th>APG</th><th>MPG</th></tr><tr><td>Season</td><td>8-8</td><td>16.8</td><td>7.9</td><td>1.1</td><td>24.6</td></tr><tr><td>Career</td><td>85-18</td><td>7.7</td><td>4.7</td><td>0.5</td><td>15.8</td></tr></table>		GP-GS	PPG	RPG	APG	MPG	Season	8-8	16.8	7.9	1.1	24.6	Career	85-18	7.7	4.7	0.5	15.8	<ul style="list-style-type: none"><li>Katrina McClain Preseason Watch List choice</li><li>Averaged 12.7 PPG and 6.7 RPG w/ 10 steals at Paradise Jam</li><li>Had career-high 27 points w/ 8 boards vs. Tulsa</li><li>Leading SEC in FG% (.653), second in FT attempts, sixth in rebounding, seventh in points and 11th in steals per game</li><li>Matched career-high 12 boards in NCAA game vs. Utah</li><li>Longest tenured Razorback</li></ul>
	GP-GS	PPG	RPG	APG	MPG																	
Season	8-8	16.8	7.9	1.1	24.6																	
Career	85-18	7.7	4.7	0.5	15.8																	
11		<div>Rylee Langerman</div> <div>Jr.   G   2L   5-9 Norman, Okla.   Christian Heritage Major: Biology</div>	<table><tr><th></th><th>GP-GS</th><th>PPG</th><th>RPG</th><th>APG</th><th>MPG</th></tr><tr><td>Season</td><td>8-0</td><td>4.6</td><td>2.9</td><td>0.5</td><td>19.3</td></tr><tr><td>Career</td><td>53-7</td><td>2.9</td><td>2.9</td><td>0.8</td><td>16.2</td></tr></table>		GP-GS	PPG	RPG	APG	MPG	Season	8-0	4.6	2.9	0.5	19.3	Career	53-7	2.9	2.9	0.8	16.2	<ul style="list-style-type: none"><li>Averaged 2.0 points and 2.0 rebounds w/ 51 minutes at Paradise Jam</li><li>Logged 10 points, five rebounds and four steals vs. Tulsa</li><li>Finding her shot with five 3-pointers this season</li><li>Has been involved in several tie ups that have been big in games</li><li>Appeared in all 32 games last season</li><li>Dominated vs. Mizzou for career-high 17 points (5-for-6 from 3-point)</li><li>Averaged 3.2 points and 3.7 rebounds per game last season</li></ul>
	GP-GS	PPG	RPG	APG	MPG																	
Season	8-0	4.6	2.9	0.5	19.3																	
Career	53-7	2.9	2.9	0.8	16.2																	
13		<div>Sasha Goforth</div> <div>R-So.   G   1L   6-1 Fayetteville, Ark.   Oregon State Major: Human Development and Family Sciences</div>	<table><tr><th></th><th>GP-GS</th><th>PPG</th><th>RPG</th><th>APG</th><th>MPG</th></tr><tr><td>Season</td><td>N/A</td><td>N/A</td><td>N/A</td><td>N/A</td><td>N/A</td></tr><tr><td>Career</td><td>52-52</td><td>11.5</td><td>4.3</td><td>1.5</td><td>29.5</td></tr></table>		GP-GS	PPG	RPG	APG	MPG	Season	N/A	N/A	N/A	N/A	N/A	Career	52-52	11.5	4.3	1.5	29.5	<ul style="list-style-type: none"><li>Won't see the floor this season, as she will be redshirting</li><li>Only Hog to start all 32 games last season</li><li>One of four players who averaged double digits in scoring, logging 11.5 points and 4.8 boards per game</li><li>Led the team with 66 blocks, third most in program history</li><li>Highly recruited player out of Fayetteville HS, No. 7 nationally</li></ul>
	GP-GS	PPG	RPG	APG	MPG																	
Season	N/A	N/A	N/A	N/A	N/A																	
Career	52-52	11.5	4.3	1.5	29.5																	
15		<div>Ashlyn Sage</div> <div>R-Fr.   G   1L   6-2 Weatherford, Okla.   Weatherford Major: Psychology</div>	<table><tr><th></th><th>GP-GS</th><th>PPG</th><th>RPG</th><th>APG</th><th>MPG</th></tr><tr><td>Season</td><td>N/A</td><td>N/A</td><td>N/A</td><td>N/A</td><td>N/A</td></tr><tr><td>Career</td><td>15-0</td><td>1.2</td><td>0.8</td><td>0.1</td><td>5.2</td></tr></table>		GP-GS	PPG	RPG	APG	MPG	Season	N/A	N/A	N/A	N/A	N/A	Career	15-0	1.2	0.8	0.1	5.2	<ul style="list-style-type: none"><li>Won't play in 2022-23</li><li>Started out collegiate career with a bang, going 2-of-2 from beyond the arc for six points vs. Tarleton State</li><li>Played 15 games off the bench, seven of those SEC games</li><li>No. 84 overall recruit in Premier Basketball's 2021 rankings</li></ul>
	GP-GS	PPG	RPG	APG	MPG																	
Season	N/A	N/A	N/A	N/A	N/A																	
Career	15-0	1.2	0.8	0.1	5.2																	
20		<div>Karley Johnson</div> <div>Fr.   G   FR   5-9 Mustang, Okla.   Mustang Major: Undecided</div>	<table><tr><th></th><th>GP-GS</th><th>PPG</th><th>RPG</th><th>APG</th><th>MPG</th></tr><tr><td>Season</td><td>4-0</td><td>0.3</td><td>0.3</td><td>0.3</td><td>3.1</td></tr><tr><td>Career</td><td>4-0</td><td>0.3</td><td>0.3</td><td>0.3</td><td>3.1</td></tr></table>		GP-GS	PPG	RPG	APG	MPG	Season	4-0	0.3	0.3	0.3	3.1	Career	4-0	0.3	0.3	0.3	3.1	<ul style="list-style-type: none"><li>Only signee in fall class</li><li>Scored first collegiate point off FT at Little Rock</li><li>Made collegiate debut vs. UCA and played in K-State game at Paradise Jam</li><li>Tabbed a 2022 McDonald's All-American nominee</li><li>As a senior at Mustang HS, averaged 12.3 points, 4.3 rebounds and 3.1 assists per game</li></ul>
	GP-GS	PPG	RPG	APG	MPG																	
Season	4-0	0.3	0.3	0.3	3.1																	
Career	4-0	0.3	0.3	0.3	3.1																	
21		<div>Loren Lindsey</div> <div>Fr.   G   FR   5-11 Fayetteville, Ark.   Fayetteville Major: Finance</div>	<table><tr><th></th><th>GP-GS</th><th>PPG</th><th>RPG</th><th>APG</th><th>MPG</th></tr><tr><td>Season</td><td>3-0</td><td>0.0</td><td>0.0</td><td>0.0</td><td>2.3</td></tr><tr><td>Career</td><td>3-0</td><td>0.0</td><td>0.0</td><td>0.0</td><td>2.3</td></tr></table>		GP-GS	PPG	RPG	APG	MPG	Season	3-0	0.0	0.0	0.0	2.3	Career	3-0	0.0	0.0	0.0	2.3	<ul style="list-style-type: none"><li>Local standout player out of Fayetteville HS</li><li>Made collegiate debut versus UCA and played vs. K-State at Paradise Jam</li><li>Tabbed to the All-Conference 6A West All-Defensive Team</li><li>Named Northwest Arkansas Democrat Gazette Player of the Week</li><li>Led team to state semifinals in 2020 with 55-53 win and the championship game was not played due to Covid-19</li></ul>
	GP-GS	PPG	RPG	APG	MPG																	
Season	3-0	0.0	0.0	0.0	2.3																	
Career	3-0	0.0	0.0	0.0	2.3																	
22		<div>Avery Hughes</div> <div>Sr.   G   3L   5-7 Bentonville, Ark.   Bentonville Major: Nursing</div>	<table><tr><th></th><th>GP-GS</th><th>PPG</th><th>RPG</th><th>APG</th><th>MPG</th></tr><tr><td>Season</td><td>3-0</td><td>0.7</td><td>0.0</td><td>0.3</td><td>3.0</td></tr><tr><td>Career</td><td>38-0</td><td>0.9</td><td>0.1</td><td>0.3</td><td>3.7</td></tr></table>		GP-GS	PPG	RPG	APG	MPG	Season	3-0	0.7	0.0	0.3	3.0	Career	38-0	0.9	0.1	0.3	3.7	<ul style="list-style-type: none"><li>Went 2-of-2 from the free throw line vs. Little Rock</li><li>Has come off the bench in two games this season</li><li>Former walk-on, earned a scholarship prior to 2021-22 season</li><li>Expect more minutes played by Hughes this season</li><li>Appeared in 12 games last season</li><li>Bentonville HS's second leading scorer</li></ul>
	GP-GS	PPG	RPG	APG	MPG																	
Season	3-0	0.7	0.0	0.3	3.0																	
Career	38-0	0.9	0.1	0.3	3.7																	
24		<div>Jersey Wolfenbarger</div> <div>So.   F   1L   6-5 Fort Smith, Ark.   Northside Major: Psychology</div>	<table><tr><th></th><th>GP-GS</th><th>PPG</th><th>RPG</th><th>APG</th><th>MPG</th></tr><tr><td>Season</td><td>8-0</td><td>3.5</td><td>3.6</td><td>0.3</td><td>14.9</td></tr><tr><td>Career</td><td>38-23</td><td>6.7</td><td>4.2</td><td>0.9</td><td>20.7</td></tr></table>		GP-GS	PPG	RPG	APG	MPG	Season	8-0	3.5	3.6	0.3	14.9	Career	38-23	6.7	4.2	0.9	20.7	<ul style="list-style-type: none"><li>Playing important role off the bench this season</li><li>Appeared in all three games w/ 10+ MPG at Paradise Jam</li><li>Logged seven points and seven boards in opener at UAPB</li><li>Named to SEC All-Freshman Team</li><li>Recorded two double-doubles as a freshman, started in all SEC games</li><li>No. 7 overall recruit and No. 1 wing player in the ESPN HoopGurlz 2021 recruiting rankings at the time of her signing</li></ul>
	GP-GS	PPG	RPG	APG	MPG																	
Season	8-0	3.5	3.6	0.3	14.9																	
Career	38-23	6.7	4.2	0.9	20.7																	
30		<div>Maryam Dauda</div> <div>R-Fr.   F   FR   6-4 Bentonville, Ark.   Bentonville Major: International Business</div>	<table><tr><th></th><th>GP-GS</th><th>PPG</th><th>RPG</th><th>APG</th><th>MPG</th></tr><tr><td>Season</td><td>8-0</td><td>5.0</td><td>3.9</td><td>0.6</td><td>14.6</td></tr><tr><td>Career</td><td>8-0</td><td>5.0</td><td>3.9</td><td>0.6</td><td>14.6</td></tr></table>		GP-GS	PPG	RPG	APG	MPG	Season	8-0	5.0	3.9	0.6	14.6	Career	8-0	5.0	3.9	0.6	14.6	<ul style="list-style-type: none"><li>Sat out during 2021-22 season recovering from ACL injury</li><li>Averaged 3.3 points, 3.7 rebounds and 1.0 block/gm at Paradise Jam</li><li>Logged 10 points and five rebounds off the bench vs. UCA</li><li>13th-ranked player and top post player in the ESPN HoopGurlz 2021 recruiting class at her time of signing</li><li>Consensus five-star recruit and McDonald's All-American</li></ul>
	GP-GS	PPG	RPG	APG	MPG																	
Season	8-0	5.0	3.9	0.6	14.6																	
Career	8-0	5.0	3.9	0.6	14.6																	
34		<div>Chrissy Carr</div> <div>R-Sr.   G   TR   6-1 Eden Prairie, Minn.   Syracuse Major: Operations Management</div>	<table><tr><th></th><th>GP-GS</th><th>PPG</th><th>RPG</th><th>APG</th><th>MPG</th></tr><tr><td>Season</td><td>8-8</td><td>12.4</td><td>4.8</td><td>0.3</td><td>25.5</td></tr><tr><td>Career</td><td>121-119</td><td>11.5</td><td>3.8</td><td>1.3</td><td>29.4</td></tr></table>		GP-GS	PPG	RPG	APG	MPG	Season	8-8	12.4	4.8	0.3	25.5	Career	121-119	11.5	3.8	1.3	29.4	<ul style="list-style-type: none"><li>Comes to Arkansas w/ most collegiate experience (4 years)</li><li>Named to Paradise Jam All-Tournament Team with 14.7 points and 5.0 rebounds per game</li><li>Racked five 3's vs. Clemson &amp; led w/ 18 vs. K-State (former team)</li><li>Logged season-high 22 points at Little Rock</li><li>Tied for first in 3-pointers per game (2.38) in SEC</li><li>Across five seasons, has started in all but two games in her career</li></ul>
	GP-GS	PPG	RPG	APG	MPG																	
Season	8-8	12.4	4.8	0.3	25.5																	
Career	121-119	11.5	3.8	1.3	29.4																	
43		<div>Makayla Daniels</div> <div>Sr.   G   3L   5-8 Frederick, Md.   Frederick Major: Recreation &amp; Sport Management</div>	<table><tr><th></th><th>GP-GS</th><th>PPG</th><th>RPG</th><th>APG</th><th>MPG</th></tr><tr><td>Season</td><td>8-8</td><td>13.8</td><td>4.9</td><td>3.1</td><td>27.1</td></tr><tr><td>Career</td><td>96-96</td><td>11.7</td><td>3.4</td><td>2.5</td><td>27.1</td></tr></table>		GP-GS	PPG	RPG	APG	MPG	Season	8-8	13.8	4.9	3.1	27.1	Career	96-96	11.7	3.4	2.5	27.1	<ul style="list-style-type: none"><li>All-SEC Preseason Second Team choice</li><li>Tabbed Paradise Jam Reef Tournament MVP after tallying 17.3 points, 5.7 rebounds, 2.7 assists and 2.0 steals per game</li><li>Logged season-high 21 points against Clemson</li><li>Leading returning scorer (14.0) and rebounder (5.3) from 2021-22 team</li><li>No. 26 all-time career scorer at Arkansas (1,124)</li><li>Only player on roster to start in all collegiate game appearances</li></ul>
	GP-GS	PPG	RPG	APG	MPG																	
Season	8-8	13.8	4.9	3.1	27.1																	
Career	96-96	11.7	3.4	2.5	27.1																	
55		<div>Emrie Ellis</div> <div>So.   F   1L   6-3 Vanoss, Okla.   Vanoss Major: Exercise Science</div>	<table><tr><th></th><th>GP-GS</th><th>PPG</th><th>RPG</th><th>APG</th><th>MPG</th></tr><tr><td>Season</td><td>6-0</td><td>0.8</td><td>1.5</td><td>0.0</td><td>9.0</td></tr><tr><td>Career</td><td>33-0</td><td>2.5</td><td>2.0</td><td>0.5</td><td>10.5</td></tr></table>		GP-GS	PPG	RPG	APG	MPG	Season	6-0	0.8	1.5	0.0	9.0	Career	33-0	2.5	2.0	0.5	10.5	<ul style="list-style-type: none"><li>A part of the rotation, logging season-high five points at Little Rock</li><li>Appeared in two games at the Paradise Jam</li><li>Played in 27 games during her freshman season</li><li>Her five blocks vs. UAPB in 2021 was most by a freshman Hog since 2014</li><li>Had 11 points and five boards in 27 minutes vs. Auburn last year</li><li>No. 48 overall recruit in ASGR's 2021 recruiting rankings</li></ul>
	GP-GS	PPG	RPG	APG	MPG																	
Season	6-0	0.8	1.5	0.0	9.0																	
Career	33-0	2.5	2.0	0.5	10.5																	

HC		<b>Mike Neighbors</b> Sixth season, 10th overall Alma Mater: Arkansas '93	<b>Career:</b> 202-105 (10th) <b>AR:</b> 104-64 (6) <ul style="list-style-type: none"> <li>Passed 100 wins at Arkansas and 200 in his career</li> <li>Proud Arkansas native</li> </ul>	AHC		AC		
					Todd Schaefer Sixth Season		Pauline Love Sixth Season	Lacey Goldwire Fourth Season





**Saylor Poffenbarger**  
R-Fr. | 6-2 | G  
Middletown, Md.



**Samara Spencer**  
So. | 5-7 | G  
Fort Lauderdale, Fla.



**Erynn Barnum**  
R-Sr. | 6-2 | F  
Little Rock, Ark.



**Rylee Langerman**  
Jr. | 5-9 | G  
Norman, Okla.



**Sasha Goforth**  
Jr. | 6-1 | G  
Fayetteville, Ark.



**Ashlyn Sage**  
So. | 6-2 | G  
Weatherford, Okla.



**Karley Johnson**  
Fr. | 5-9 | G  
Mustang, Okla.



**Loren Lindsey**  
Fr. | 5-11 | G  
Fayetteville, Ark.



**Avery Hughes**  
Sr. | 5-7 | G  
Bentonville, Ark.



**Jersey Wolfenbarger**  
So. | 6-5 | G/F  
Fort Smith, Ark.



**Maryam Dauda**  
R-Fr. | 6-4 | F  
Bentonville, Ark.



**Chrissy Carr**  
R-Sr. | 6-1 | G  
Eden Prairie, Minn.



**Makayla Daniels**  
Sr. | 5-9 | G  
Frederick, Md.



**Emrie Ellis**  
So. | 6-3 | F  
Vanoss, Okla.



**Mike Neighbors**  
Head Coach  
Sixth Season



**Todd Schaefer**  
Associate Head Coach  
Sixth Season



**Pauline Love**  
Assistant Coach  
Sixth Season



**Lacey Goldwire**  
Assistant Coach  
Fourth Season



**Amber Shirey**  
Director of Operations



**Jayci Stone**  
Director of SA Development



**Jeff Brazil**  
Special Assistant to the HC



**Simone Rush**  
Head Athletic Trainer