

2022-23 SCHEDULE / RESULTS						
ARK BANK APPROACH	DATE	DAY	OPP BANK APPROACH	OPPONENT	TV	TIME (CT) / RESULT
10/--	11/07 Mon	--/--		NORTH DAKOTA STATE	SEC+	7:00 pm
	Fayetteville, Ark. // Bud Walton Arena - Nolan Richardson Court					
	11/11 Fri			FORDHAM	SEC+	7:00 pm
	Fayetteville, Ark. // Bud Walton Arena - Nolan Richardson Court					
	11/16 Wed			SOUTH DAKOTA STATE	SEC+	7:00 pm
	Fayetteville, Ark. // Bud Walton Arena - Nolan Richardson Court					
	MAUI JIM MAUI INVITATIONAL Lahaina, Hawai'i // Lahaina Civic Center					
	11/21 Mon			vs Louisville	ESPN2	4:00 pm
	11/23 Tues			vs Texas Tech or Creighton	ESPN (7pm) / ESPN2 (1:30 pm)	
	11/23 Wed			vs TBD	ESPN2/U	TBD
	11/28 Mon			TROY	SEC	7:00 pm
	Fayetteville, Ark. // Bud Walton Arena - Nolan Richardson Court					
	12/03 Sat			SAN JOSE STATE	SEC	3:00 pm
	Fayetteville, Ark. // Bud Walton Arena - Nolan Richardson Court					
	12/06 Tues			UNC GREENSBORO	SEC	6:00 pm
	Fayetteville, Ark. // Bud Walton Arena - Nolan Richardson Court					
	CRIMSON & CARDINAL CLASSIC					
	12/10 Sat			vs Oklahoma	ESPN2	Noon
	Tulsa, Okla. // BOK Center					
	12/17 Sat			vs Bradley	--	7:00 pm
	North Little Rock, Ark. // Simmons Bank Arena					
	12/21 Wed			UNC ASHEVILLE	SEC	8:00 pm
	Fayetteville, Ark. // Bud Walton Arena - Nolan Richardson Court					
	12/28 Wed			at LSU *	ESPN2/U	8:00 pm
	Baton Rouge, La. // Pete Maravich Assembly Center					
	01/04 Wed			MISSOURI *	SEC	7:30 pm
	Fayetteville, Ark. // Bud Walton Arena - Nolan Richardson Court					
	01/07 Sat			at Auburn *	SEC	7:30 pm
	Auburn, Ala. // Neville Arena					
	01/11 Wed			ALABAMA *	ESPN2/U	6:00 pm
	Fayetteville, Ark. // Bud Walton Arena - Nolan Richardson Court					
	01/14 Sat			at Vanderbilt *	ESPN2/U	1:00 pm
	Nashville, Tenn. // Memorial Gymnasium					
	01/18 Wed			at Missouri *	SEC	8:00 pm
	Columbia, Mo. // Mizzou Arena					
	01/21 Sat			OLE MISS *	ESPN2	11:00 am
	Fayetteville, Ark. // Bud Walton Arena - Nolan Richardson Court					
	01/24 Tues			LSU *	ESPN2/U	6:00 pm
	Fayetteville, Ark. // Bud Walton Arena - Nolan Richardson Court					
	SEC-BIG 12 CHALLENGE					
	01/28 Sat			at Baylor	ESPN2/U	3 or 5 pm
	Waco, Texas. // Ferrell Center					
	01/31 Tues			TEXAS A&M *	ESPN2/U	6:00 pm
	Fayetteville, Ark. // Bud Walton Arena - Nolan Richardson Court					
	02/04 Sat			at South Carolina *	SEC	2:30 pm
	Columbia, S.C. // Colonial Life Arena					
	02/07 Tues			at Kentucky *	ESPN/2	8:00 pm
	Lexington, Ky. // Rupp Arena at Central Bank Center - Cawood's Court					
	02/11 Sat			MISSISSIPPI STATE *	ESPN2/U	5:00 pm
	Fayetteville, Ark. // Bud Walton Arena - Nolan Richardson Court					
	02/15 Wed			at Texas A&M *	ESPN2/U	8:00 pm
	Bryan-College Station, Texas // Reed Arena					
	02/18 Sat			FLORIDA *	ESPN/2	1:00 pm
	Fayetteville, Ark. // Bud Walton Arena - Nolan Richardson Court					
	02/21 Tues			GEORGIA *	SEC	8:00 pm
	Fayetteville, Ark. // Bud Walton Arena - Nolan Richardson Court					
	02/25 Sat			at Alabama *	ESPN/2	1 or 3 pm
	Tuscaloosa, Ala. // Coleman Coliseum					
	02/28 Tues			at Tennessee *	ESPN2/U	8:00 pm
	Knoxville, Tenn. // Thompson-Boling Arena - The Summit					
	03/04 Sat			KENTUCKY *	CBS	1:00 pm
	Fayetteville, Ark. // Bud Walton Arena - Nolan Richardson Court					
	SEC TOURNAMENT Nashville, Tenn. // Bridgestone Arena					
	03/08-12			TBD		TBD
	NCAA 1st & 2nd ROUNDS					
	03/16-19			TBD		TBD
	March 16 & 18 at: Birmingham • Des Moines • Orlando • Sacramento March 17 & 19 at: Albany • Columbus • Denver • Greensboro					
	NCAA REGIONAL					
	03/23-26			TBD		TBD
	March 23 & 25 at: WEST: Las Vegas • EAST: New York City March 24 & 26 at: MIDWEST: Kansas City • SOUTH: Louisville					
	NCAA FINAL FOUR					
	04/01-03			TBD		TBD
	Houston, Texas // NRG Stadium					



MAUI JIM MAUI INVITATIONAL


Lahaina Civic Center - Lahaina, Hawai'i

Nov. 21-23, 2022

 ARIZONA

 ARKANSAS

 CINCINNATI

 CREIGHTON

 LOUISVILLE

 OHIO STATE

 SAN DIEGO STATE

 TEXAS TECH



ARKANSAS RAZORBACKS

GAME 1: ARKANSAS RAZORBACKS VS NORTH DAKOTA STATE

NOV. 7, 2022 • MONDAY • 7:00 PM (CT) • FAYETTEVILLE, ARK. • BUD WALTON ARENA (19,200) / NOLAN RICHARDSON COURT

@RazorbackMBB
@EricPMusselman

@RazorbackMBB
@ericpmusselman



/RazorbackMBB

www.ArkansasRazorbacks.com



#10 / -- ARKANSAS RAZORBACKS

OVERALL 0-0
SEC 0-0

Eric Musselman (San Diego '87)
at UA: 73-28 (4th yr)

Collegiate: 183-62 (8th yr)



-- / -- NORTH DAKOTA STATE BISON

OVERALL 0-0
MIAA 0-0

David Richman (NDSU, 2002)
at NDSU: 159-97 (9th yr)

Career: Same

- GAME COVERAGE -

TV: SEC NETWORK PLUS

Brett Dolan (PxP) // Manuele Watkins (Analyst)

RADIO: LEARFIELD RAZORBACK SPORTS NETWORK

Chuck Barrett (PxP) // Matt Zimmerman (Analyst)

Arkansas Gameday App

SATELLITE RADIO:

Sirius XM Channel: 111 (Sirius) or 191 (XM) // **SXM App:** Channel 962

ONLINE:

LIVE STATS: Arkansas.StatBroadcast.com

STREAMING VIDEO: [WATCH ESPN](https://WATCH.ESPN.com)

Season 100 for Razorback Basketball

Arkansas will play its 100th season of basketball in 2022-23 and the fourth under head coach Eric Musselman.

Arkansas' Overall Record	1,761-983 (.642)
All-Time Conference Record	861-568 (.603)
All-Time SEC Record	276-239 (.536)
Bud Walton Arena All-Time Record	406-91 (.817)
Bud Walton Arena All-Time SEC Record	174-68 (.719)

Vs. North Dakota State

- Arkansas and North Dakota State have only met on one previous occasion. The Razorbacks defeated the Bison, 71-55, on Dec. 20, 2016 in Bud Walton Arena.
- In the win, Daryl Macon scored 15 points while Moses Kingsley, Dusty Hannahs and Anton Beard each scored 11 in the win.
- Ironically, even though North Dakota State was not the Hogs' season opener in 2016-17, the last time the two schools met was also the last time Arkansas had a foreign tour, playing in both Spain in the summer of 2016.

For Openers

- Arkansas is 80-19 in season openers all-time and 89-10 in home openers.
- Arkansas has won 46 of the last 48 season openers dating back to 1974-75 with both losses coming on neutral courts.
 - the 1994-95 opener when preseason #1 Arkansas fell to preseason #3 UMass (104-80) in the Tipoff Classic (Springfield, Mass.)
 - the 2018-19 season opener in El Paso versus Texas (77-73 in OT) in the ESPN Armed Forces Classic.
- Arkansas has won 48 straight home openers dating back to 1974-75.
- Arkansas is a perfect 29-0 in Bud Walton Arena for home openers.
- Eric Musselman is 7-0 in both home and season openers. Over the last six seasons, his season opener was also his home opener. In his first year as a collegiate head coach, Nevada opened the season with a win in Hawai'i and returned to Reno to win its home opener.

November to Remember

- For the second time in program history, Arkansas will play seven games in the month of November. The other time came in 2019-20 - Coach Muss' first year.
- Nov. 7 is the second-earliest season opener in school history. The earliest opener came in 2019-20 versus Rice on Nov. 5 in Coach Muss' first year.
- Arkansas has played as many as six times in the month on 10 occasions.
- Arkansas is 134-40 (.770) all-time in the month of November, including a 15-0 mark under Musselman.
- Arkansas did not play in the month of November until the 1969-70 season and only played seven total games in the month over the next 10 years. Arkansas has played at least once in November dating back to the 1993-94 championship season when they beat Murray State, 93-62, on Nov. 29.

VS NDSU:

OVERALL ... (ARK-OPP)	1-0
Home: ... (ARK-OPP)	1-0
Away: ... (ARK-OPP)	--
Neutral: ... (ARK-OPP)	--

ALL-TIME MEETINGS:

12/20/16	W	71-55	H
----------	---	-------	---

ARK VS CURENT SUMMIT LEAGUE:

Denver	1-0
UM Kansas City	1-0
North Dakota State	1-0
Oral Roberts	12-2
South Dakota	2-0
Western Illinois	3-0

2021-22 NCAA STAT COMPARISON

75.9	50th	Scoring Off.	74.8	74th
68.3	145th	Scoring Def.	68.7	161st
+7.6	53rd	Scoring Margin	+6.1	83rd
.434	218th	FG%	.462	60th
.412	58th	FG% Def.	.420	108th
.304	32th	3PT%	.358	63rd
6.3	279th	3PT Made/Gm	7.6	153rd
.325	125th	3PT% Def.	.320	89th
.760	32nd	FT%	.761	30th
+2.9	89th	Reb. Margin	+4.8	42nd
13.8	116th	Assists/Gm	11.1	305th
1.13	110th	A/T0 Ratio	0.95	226th
+2.6	40th	TO Margin	-2.5	316th
4.1	71st	Blocks/Gm	3.5	132nd
7.6	72nd	Steals/Gm	3.9	348th
16.9	189th	Fouls/Gm	15.6	100th

Year 1 / 100 Trivia

- 3 teams Arkansas played in year one; the Hogs are playing in year 100.
 - at Baylor - 2/18 (L) & 2/19 (W)
 - at Texas A&M - 2/20 (L) & 2/21 (L)
 - vs Texas - 2/28 (L) & 2/29 (L)
- 1st GM: Dec. 19, 1923
at Northeastern St. Won, 19-13
(Tahlequah, Okla.)
- 1st Home GM: Jan. 4, 1924
vs Northeastern St. Won, 43-22
- Jan. 4, 2023 ... Is ARK's SEC home opener vs Mizzou
- 1st Conference GM: Jan. 25, 1924
vs SMU Lost, 17-11 *
* - UA-record fewest combined pts
- Jan. 25, 2023 ARK vs LSU
- 1st Conference W: Jan. 26, 1924
vs SMU W, 21-15
- Other matching date:
 - Jan. 11 ... Home vs Bama in 2023 is same date UA 1st played UCA ..
 - UA scored season-high pts (62) thanks to Elbert Pickel's 27 pts - matching UCA's total.

THE RAZORBACKS

No.	Name	Pos.	Yr.	Ht.	Wt.	Hometown	High School / Previous School	Wing Span	Standing Reach	MAX Vertical
0	Anthony Black	G	Fr. (4)	6-7	198	Duncanville, Texas	Duncanville HS	6' 8"	8' 6"	42.5"
1	Ricky Council IV	G	Jr. (3)	6-6	205	Durham, N.C.	Southern Durham HS / Wichita State	6' 9"	8' 6"	46"
2	Trevon Brazile <i>Trev-In "Brazil"</i>	F	So. (3)	6-10	212	Springfield, Mo.	Kickapoo HS / Missouri	7' 2.5"	9' 0"	42.5"
3	Nick Smith Jr.	G	Fr. (4)	6-5	185	Jacksonville, Ark.	North Little Rock HS	6' 9"	8' 3"	40.5"
4	Davonte "Devo" Davis	G	Jr. (3)	6-4	185	Jacksonville, Ark.	Jacksonville HS	6' 7"	8' 2"	36"
5	Joseph Pinion	F	Fr. (4)	6-5	190	Morrilton, Ark.	Morrilton HS	6' 6.5"	8' 2.5"	40.5"
11	Jalen Graham	F	Sr. (2)	6-9	225	Phoenix, Ariz.	Mountain Pointe HS / Arizona State	7' 2.5"	8' 11"	36"
12	Barry Dunning Jr.	G	Fr. (4)	6-6	195	Mobile, Ala.	McGill-Toolen Catholic HS	7' 0"	8' 4.5"	47"
13	Jordan Walsh	G/F	Fr. (4)	6-7	205	Desoto, Texas	Link (Mo.) Academy	7' 2"	8' 7.5"	46"
15	Makhi Mitchell <i>Ma-ki</i>	F/C	Sr. (2)	6-9	230	Washington, D.C.	Woodrow Wilson HS / Rhode Island	7' 4"	9' 0"	38.5"
20	Kamani Johnson	F	Sr. (1)	6-7	230	Brooklyn, N.Y.	Holy Spirit (Ga.) Prep School / Little Rock	6' 9.5"	8' 10"	35"
21	Cade Arbogast	G	Jr. (3)	6-3	180	Concord, Calif.	De La Salle HS / Lane (Ore.) CC	6' 2.5"	7' 11"	31"
22	Makhel Mitchell <i>Ma-kelle</i>	F/C	Sr. (2)	6-10	240	Washington, D.C.	Woodrow Wilson HS / Rhode Island	7' 4.5"	9' 1"	34"
23	Derrian Ford	G	Fr. (4)	6-3	205	Magnolia, Ark.	Magnolia HS	6' 3.5"	8' 1.5"	40.5"
45	Lawson Blake	F	So. (3)	6-10	235	Fayetteville, Ark.	Fayetteville HS / Link Year (Mo.) Prep	6' 6.5"	8' 7"	32"

() - Number in parenthesis indicates total years of eligibility remaining including this season

Head Coach: Eric Musselman (San Diego, 1987)

Assistant Coach: Anthony Ruta (Arizona State, 2012) • *pronounced ROO-tah*

Assistant Coach: Gus Argenal (UC Davis, 2004) • *pronounced Are-GIN-nal*

Assistant Coach: Keith Smart (Indiana, 1995)

Director of Operations: Michael Musselman (San Diego, 2018)

Director of Internal Operations: Riley Hall (Arkansas, 2016)

Head Athletic Trainer: Matt Townsend (Idaho, 2017)

GAs: Jake Alburtus • Markus Black • Ty McHone • Dominic Samangy • Trey Smith • Camden Taylor • Reuben Williams

Dir. of Scouting/Assistant to Head Coach: Todd Lee (South Dakota, 1986)

Special Assistant to the Head Coach: Matt Lopez (Grand Canyon, 2018)

Recruiting Coordinator: Ronnie Brewer Jr. (Arkansas, 2015)

Asst. Dir. of Recruiting & Scouting: Blake Wetherington (Murray State, 2017)

Asst. Director for Basketball Operations: Caleb Cline (South Dakota, 2020)

Head Strength Coach: Dave Richardson (Louisiana-Monroe, 1989)



0 • Anthony BLACK
TBA (Arts & Sciences)



1 • Ricky COUNCIL IV
Recreation & Sport Mgmt



2 • Trevon BRAZILE
Communications



3 • Nick SMITH Jr.
Recreation & Sport Mgmt



4 • Davonte "Devo" DAVIS
Recreation & Sport Mgmt



5 • Joseph PINION
TBA (Arts & Sciences)



11 • Jalen GRAHAM
Sociology



12 • Barry DUNNING Jr.
TBA (Education)



13 • Jordan WALSH
TBA (Arts & Sciences)



15 • Makhi MITCHELL
Food, Nutrition & Health



20 • Kamani JOHNSON
Communications



21 • Cade ARBOGAST
Communications



22 • Makhel MITCHELL
Food, Nutrition & Health



23 • Derrian FORD
TBA (Education)



45 • Lawson BLAKE
Exercise Science



Eric MUSSELMAN
Head Coach



Gus ARGENAL
Assistant Coach



Keith SMART
Assistant Coach



Anthony RUTA
Assistant Coach



Michael MUSSELMAN
Dir. of Operations



Riley HALL
Dir. of Internal Ops



Todd LEE
Dir. of Scouting/Asst to HC



Ronnie BREWER Jr.
Recruiting Coord.



Matt LOPEZ
Special Asst to HC



Blake WETHERINGTON
Asst Dir. Scouting/Recruiting



Caleb CLINE
Asst Dir. of Ops

ABOUT ARKANSAS

Location.....Fayetteville, Ark.
Enrollment.....30,936
Founded.....1871
Colors.....Cardinal (PMS 201) and White
Nickname.....Razorbacks
Conference.....Southeastern (SEC)
System President.....Dr. Donald R. Bobbitt (Arkansas, 1980)
Interim Chancellor...Dr. Charles F. Robinson (Houston, 1987)
Vice Chancellor / AD.....Hunter Yurachek (Guilford, 1990)
Faculty Representative.....Paul Adams (LSU, 1992)
Deputy AD/MBB Admin....Clayton Hamilton (Arkansas, 1994)
Arena (Capacity).....Bud Walton Arena (19,200)

HISTORY

First Year of Basketball.....1923-24
Seasons.....100th
Head Coaches.....13
30-Win / 20-Win Seasons.....5 / 35
13-plus Conference-Win Seasons.....16
Overall Conference Championships.....24 (2 SEC, 22 SWC)
NCAA Tournament Record / App.....48-34 (.585) / 35
NIT Record / App.....6-5 / 4
SEC Tournament Record.....29-29

Rogers State Recap

• SEE FULL BOX SCORE AT THE END OF THESE NOTES

- Nick Smith Jr., scored the first seven points of the game and the Razorbacks never looked back in an 83-49 victory over DII Rogers State (Claremore, Okla.).
- Joseph Pinion scored a game-high 15 points off the bench and Trevon Brazile added 11 points to lead #10 Arkansas to an 83-49 exhibition win over Rogers State Monday night at Bud Walton Arena.
- Arkansas also used an early 9-0 run to gain double-digit lead, which it kept the rest of the game. The Razorbacks length resulted in seven blocked shots in the first half - four by Trevon Brazile - and Arkansas excited the crowd with three highlight-reel, alley-oop dunks - two by Brazile. The Hogs owned a 37-20 lead at halftime.-
- Arkansas continued its dominance in the second half thanks to Pinion's 12 points. Jordan Walsh also played a key role in the Hogs' second half success with six points, four rebounds, two assists and two steals.

Texas Recap

• SEE FULL BOX SCORE AT THE END OF THESE NOTES

- The 12th-ranked Texas Longhorns out-scored Arkansas 25-5 to open the second half and cruised to a 90-60 victory over #10 Arkansas in a charity exhibition game to open UT's new Moody Center.
- Texas scored on the opening possession of the game on a 3-pointer and never surrendered the lead, taking a 40-30 advantage at the break. While the Longhorns led by 10 at halftime, Arkansas kept the first half close - staying within 2-to-5 points - until a late Texas run. Arkansas committed 12 turnovers with just four assists while Texas had nine assists with seven turnovers.
- Texas scored the first four points of the second half to lead by 14 and force a Razorback timeout. The lead would stretch to 17 before an Anthony Black layup. However, Texas would out-score the Hogs 25-5 to start the second half to put the game out of reach.
- Texas had five players score in double figures including a game-high 19 from Arterio Morris.
- Jordan Walsh led Arkansas with 14 points on 6-of-8 shooting with five rebounds. Nick Smith Jr., added 12 points and Kamani Johnson had a team-high six rebounds..

Razorbacks Picked 10th in Preseason AP Poll

- For the first time since 1994-95, the Arkansas men's basketball program will enter the season among the nation's top 10, coming in at #10 in the 2022-23 AP preseason top 25.
- Overall, it marks the seventh time the Razorbacks were among the nation's top 10 in the AP preseason poll, including being the top-ranked team in the nation for that 1994-95 season. Since the 1977-78 season, Arkansas has landed inside the AP preseason top 25 on 17 occasions, including last year's preseason ranking of #16.
- Six Razorback regular-season opponents appear in the AP preseason top 25 including #4 Kentucky, #5 Baylor, #11 Tennessee, #15 Auburn, #20 Alabama and second-round Maui Jim Maui Invitational opponents #5 Creighton or #25 Texas Tech.
- Also in the top 25 is #12 Texas, who Arkansas will face in a preseason charity exhibition game in Austin on Oct. 29, as well as other possible Maui Invitational opponents #17 Arizona and #19 San Diego State. Three teams on the Razorback schedule were listed among those receiving votes including Texas A&M (#26), possible Maui Invitational opponent Ohio State (#35) and Florida (#39).

Razorbacks Picked 2nd in SEC Preseason Poll; Smith Honored

- The Arkansas men's basketball team was picked to finish second for the 2022-23 season and freshman guard Nick Smith Jr., was selected first team preseason All-SEC by a select panel of both SEC and national media members.
- The #2 SEC preseason rank is the highest for the Razorbacks since being picked to win the Western Division prior to the 2007-08 season.
- Smith is the first Razorback freshman to earn preseason All-SEC** (first or second team) and becomes the 11th Razorback to earn first team preseason All-SEC honors joining Todd Day (1991-92), Scotty Thurman (1993-94 and 1994-95), Corliss Williamson (1993-94 and 1994-95), Joe Johnson (2000-01), Ronnie Brewer (2005-06), Patrick Beverley (2007-08), BJ Young (2012-13), Bobby Portis (2014-15), Moses Kingsley (2016-17) and Daniel Gafford (2018-19).

Smith and Walsh on Preseason Watch Lists

- A pair of Razorbacks were recognized by the Naismith Hall of Fame as **Nick Smith Jr.**, was named to the **Jerry West Award Watch List** and **Jordan Walsh** was named to the **Julius Erving Award Watch List**.
- The Jerry West Award goes to the nation's top shooting guard and the Julius Erving Award goes to the nation's top small forward.

Smith Racks Up Numerous Preseason Honors

- Nick Smith Jr., was honored three times by CBSSports.com as he was named preseason National Freshman of the Year, preseason All-American (second team) and the SEC preseason Freshman of the Year.
- Other big-time honors for the Razorback freshman include being on the NABC Division I Player of the Year Watch List, the #1 Impact Newcomer for 2022-23 by ESPN, on the Jerry West Award Watch List and National Newcomer of the Year by Blue Ribbon Magazine.

SMITH'S PRESEASON HONORS

- NABC Division I Player of the Year Watch List
- Jerry West Award Watch List
- All-American second team (CBSSports.com)
- All-America fourth team (Blue Ribbon Magazine)
- National Newcomer of the Year (Blue Ribbon Magazine)
- National Freshman of the Year (CBSSports.com)
- #1 on ESPN.com national Impact Newcomer list
- #2 on Andy Katz/NCAA.com national Impact Freshmen list
- #2 on CBSSports.com national Impact Freshmen list
- SEC Freshman of the Year (CBSSports.com)
- SEC Freshman of the Year (Blue Ribbon Magazine)
- First Team All-SEC (media)
- First Team All-SEC (coaches)
- First Team All-SEC (Blue Ribbon Magazine)

2023 NBA MOCK DRAFT BOARDS

One mock draft (NBADraftRoom.com) has **Nick Smith Jr., Anthony Black and Jordan Walsh** all projected as lottery picks. See below for a breakdown of various 2023 NBA Mock Drafts.

Nick Smith Jr.

#3 overall • #1 college player	NBADraftRoom.com
#3 overall • #1 college player	ESPN.com
#3 overall • #1 college player	TankAthon.com
#3 overall • #1 college player	SportingNews.com
#4 overall • #1 college player	NBCSports.com
#4 overall • #1 college player	BleacherReport.com
#4 overall • #2 college player	Yahoo.com
#5 overall • #2 college player	SI.com
#5 overall • #3 college player	NBADraft.net
#6 overall • #2 college player	Babcock Hoops

Anthony Black

#4 overall • #3 college player	NBADraftRoom.com
#9 overall • #7 college player	NBADraft.net
#13 overall • #9 college player	Yahoo.com
#14 overall • #9 college player	SI.com
#14 overall • #10 college player	Babcock Hoops
#15 overall • #11 college player	ESPN.com
#16 overall • #11 college player	SportingNews.com
#16 overall • #11 college player	TankAthon.com
#17 overall • #13 college player	NBCSports.com
#18 overall • #14 college player	BleacherReport.com

Jordan Walsh

#12 overall • #10 college player	NBADraftRoom.com
#20 overall • #15 college player	Babcock Hoops
#21 overall • #15 college player	TankAthon.com
#24 overall • #18 college player	SI.com
#26 overall • #18 college player	ESPN.com
#29 overall • #22 college player	SportingNews.com

Trevon Brazile

#34 overall • #26 college player	BleacherReport.com
----------------------------------	--------------------

Ricky Council IV

#58 overall • #48 college player	BleacherReport.com
----------------------------------	--------------------



NICK SMITH JR.

Jerry West Award Watch List

THE BASKETBALL HALL OF FAME



JORDAN WALSH

Julius Erving Award Watch List

THE BASKETBALL HALL OF FAME



2022-23 MISCELLANEOUS STATS

DOUBLE-FIGURE SCORING GAMES

Player	18-19	19-20	20-21	21-22	22-23	Career
Black						
Brazile	NA	NA	NA	4	-	4
Council IV	NA	NA	5	17	-	22
Davis	NA	NA	14	14	-	28
Dunning Jr.						
Graham	NA	1	9	15	-	25
Johnson	5	15	RS	1	-	21
Kel Mitchell	NA	0	13	18	-	21
Ki Mitchell	NA	1	1	19	-	22
Smith Jr.						
Walsh						

20+ POINT SCORING GAMES

Player	18-19	19-20	20-21	21-22	22-23	Career
Black						
Brazile	NA	NA	NA	0	-	0
Davis	NA	NA	1	1	-	2
Council IV	NA	NA	1	3	-	4
Graham	NA	0	0	0	-	0
Johnson	0	3	RS	0	-	3
Kel Mitchell	NA	0	1	2	-	3
Ki Mitchell	NA	0	0	0	-	0
Smith Jr.						
Walsh						

30+/40+ POINT SCORING GAMES

Player	18-19	19-20	20-21	21-22	22-23	Career
Council IV	NA	NA	0/0	1/0	-	1 / 0
Johnson	0/0	2/0	RS	0/0	-	2 / 0

3+ THREE-POINTERS IN A GAME

Player	18-19	19-20	20-21	21-22	22-23	Career
Black						
Council IV	NA	NA	0	3	-	3
Davis	NA	NA	1	1	-	2
Pinion						
Smith Jr.						

DOUBLE FIGURE REBOUNDING GAMES

Player	18-19	19-20	20-21	21-22	22-23	Career
Black						
Brazile	NA	NA	NA	1	-	1
Council IV	NA	NA	0	2	-	2
Graham	NA	0	3	1	-	4
Johnson	1	6	RS	0	-	7
Kel Mitchell	NA	0	1	2	-	3
Ki Mitchell	NA	0	0	0	-	0

DOUBLE FIGURE ASSISTS GAMES

Player	18-19	19-20	20-21	21-22	22-23	Career
Black						
Davis	NA	0	0	0	-	0

DOUBLE-DOUBLES

Player	18-19	19-20	20-21	21-22	22-23	Career
Black						
Council IV	NA	NA	0	2	-	2
Graham	NA	0	3	1	-	4
Johnson	0	4	RS	0	-	4
Kel Mitchell	NA	0	2	1	-	3
Ki Mitchell	NA	0	1	7	-	8

TRIPLE-DOUBLES

Player	18-19	19-20	20-21	21-22	22-23	Career
--						

5+ ASSIST GAMES

Player	18-19	19-20	20-21	21-22	22-23	Career
Black						
Council IV	NA	NA	0	1	-	1
Davis	NA	NA	2	6	-	8
Graham	NA	0	0	2	-	2
Johnson	0	3	RS	0	-	3
Kel Mitchell	NA	0	0	1	-	2
Ki Mitchell	NA	0	0	2	-	2
Smith Jr.						
Walsh						

3+ STEALS IN A GAME

Player	18-19	19-20	20-21	21-22	22-23	Career
Black						
Council IV	NA	NA	0	5	-	5
Davis	NA	NA	2	3	-	5
Graham	NA	1	0	2	-	3
Johnson	1	0	RS	0	-	1
Kel Mitchell	NA	0	0	1	-	1
Ki Mitchell	NA	0	0	2	-	2
Smith Jr.						
Walsh						

3+ BLOCKS IN A GAME

Player	18-19	19-20	20-21	21-22	22-23	Career
Black						
Brazile	NA	NA	NA	5	-	5
Graham	NA	2	4	2	-	8
Johnson	0	0	RS	1	-	1
Kel Mitchell	NA	1	6	11	-	18
Ki Mitchell	NA	0	0	6	-	6

Most Wins Among SEC Since Muss Arrival

• Since Eric Musselman's arrival, Arkansas leads the SEC in overall wins (72) and overall home wins (47) while ranking second in SEC home wins (21) and third in SEC regular-season only wins (33). **Totals are thru 2021-22 season.**

OVERALL WINS	SEC ONLY WINS	OVERALL HOME WINS	SEC HOME WINS
ARK 73	UK 37	ARK 47	LSU 22
AUB 66	AUB 34	LSU 41	ARK 21
LSU 62	ARK 33	AUB 40	UK 21
TENN 62	BAMA 33	TENN 40	AUB 21
BAMA 61	TENN 33	UK 39	BAMA 20
UK 60	LSU 32	MS ST 37	TENN 20
MS ST 56	FLA 29	BAMA 35	MS ST 18
FLA 54	MS ST 27	TX A&M 33	FLA 17

Block Party

• What Arkansas lost in Jaylin Williams protecting the pain, the five trasfers should make up for in protecting the rim.

Players	BLK SHOTS	NCAA/CONF RANK
• Mahkel Mitchell	2.39 (74)	25 / 3
• Trevon Brazile	1.92 (46)	47 / 3
• Mahki Mitchell	1.39 (43)	94 / 10
• Jalen Graham	0.93 (27)	237 / 12
^ 4 Player Totals	6.63 (190)	* 2nd NCAA
2021-22 HOGS	4.1 (153)	71 / 8
* NCAA leader was Auburn at 8.0, UConn 2nd at 6.4		

Wing Span

- Helping the Razorbacks case for being elite rim protectors.....
- Last Year: Arkansas had three players with wing spans over seven feet.
 - ^ Team wing span average last year was 6-6
- **THIS YEAR: Arkansas has six players with wing spans over seven feet.**
 - ^ Team wing span average this year is 6-9

Stats Lost

- Arkansas lost all five starters and nine of its top 11 players. Davonte Davis, who started 14 games and averaged 27.6 minutes while ranking seocnd on the team in assists, is the only player back that played over 600 minutes.
- Gone is
 - ^ All-American JD Notae: **SEC #2 scorer (18.3) & NCAA #14 steals (2.25)**
 - ^ NBA Draft pick Jaylin Williams: **SEC #2 rebounder (9.8) and NCAA #6 in defensive rebounds (8.32)**
- Overall, Arkansas
 - ^ Lost top four scorers
 - ^ Lost top four rebounders
 - ^ Lost six of the top seven assist leaders
 - ^ Lost top five shot blockers
 - ^ Lost five of the top six steals leaders
- Overall, Arkansas lost (10 players):
 - ^ 2,445 Points.....87.0% of scoring
 - ^ 213 3's Made.....91.4% of 3's made
 - ^ 552 FT Made.....87.2% of FT made
 - ^ 1,082 Rebounds.....77.3% of Rebounds
 - ^ 402 Assists.....78.5% of Assists
 - ^ 240 Steals.....85.4% of Steals

HOWEVER, if you add the **TWO RAZORBACK RETURNING PLAYERS** – Davonte Davis and Kamani Johnson – with the **FIVE TRANSFERS** – Jalen Graham, Trevon Brazile, Ricky Council IV, Makhi Mitchell and Mahkel Mitchell – **THOSE SEVEN combine to bring the following totals from last year....**

- ^ 1,779 Pointslost 2,445 from the 10
- ^ 64 3's Made.....lost 213 from the 10
- ^ 357 FT Made.....lost 552 from the 10
- ^ 1,080 Rebounds.....lost 1,082 from the 10
- ^ 310 Assists.....lost 402 from the 10
- ^ 159 Steals.....lost 240 from the 10

Razorbacks Draw Baylor Big 12/SEC Challenge

- In a rematch of the 2021 NCAA Elite 8 meeting, Arkansas will face Baylor as part of the 2023 SEC/Big 12 Challenge. The contest will be played on Jan. 28, 2023, in Waco, Texas.
- Overall, the 10th annual SEC/Big 12 Challenge will feature 10 games played on the same day (Saturday, Jan. 28, 2023) in a matchup of two premier college basketball conferences. ESPN, ESPN2 and ESPNU will once again televise the Challenge.
- Arkansas will play in its ninth consecutive Challenge. The Razorbacks are 4-4 in such games.
- Arkansas helped the SEC win last year's Challenge, 6-4, with a 77-68 home victory over West Virginia. It was the second year in a row the SEC won the Challenge. The SEC has lost the Challenge just one time in the last six years.

RAZORBACKS AND BEARS

- The Arkansas and Baylor rivalry dates back to the Razorbacks' first season of basketball (1924-24) when both schools were members of the Southwest Conference. The teams have met on 144 previous occasions, making the Bears fourth (tied) among Arkansas' most common opponents behind Texas A&M (161), Texas (155) and SMU (155) while being tied with Rice (144). Arkansas owns a 96-48 advantage in the series, including a 37-32 mark in games played in Waco. However, the teams have only played three times since 1990-91 after Arkansas left the SWC for the SEC and all three were on neutral courts - Jan. 5, 2008, in Dallas; Dec. 20, 2009, in North Little Rock; and Mar. 29, 2021, in Indianapolis.
- 12/04/14 at #20 Iowa State L 77 95
- 01/30/16 Texas Tech (ot) W 75 68

- 01/28/17	at Oklahoma State	L	71	99
- 01/27/18	Oklahoma State	W	66	65
- 01/26/19	at #13 Texas Tech	L	64	67
- 01/25/20	TCU	W	78	67
- 01/30/21	at Oklahoma State	L	77	81
- 01/29/22	West Virginia	W	77	68

Razorbacks Return to Tulsa

- Arkansas will play the second game of the neutral-site series with Oklahoma on Dec. 10 at the BOK Center in Tulsa, Okla.
- The Sooners won last year's meeting, 88-66.
- The Arkansas and Oklahoma series includes 29 games dating back to the 1938-39 season. Arkansas owns a 16-13 advantage in the series, including a 5-1 record when the teams play on a neutral court. The teams have only met in Tulsa once.

ARKANSAS IN TULSA

- Arkansas is 0-1 in Tulsa's BOK Center with last year's loss to Oklahoma.
- OTHER TIMES ARKANSAS HAS PLAYED I TULSA:
 - ^ Is 9-15 all-time at the University of Tulsa.
 - ^ Is 1-2 all-time at Oral Roberts.
 - ^ Is 1-0 vs Oklahoma State at Tulsa's Mabee Center.

Back-to-Back Attendance Leaders

- For the second straight year, Arkansas led the NCAA in men's basketball attendance.

2021-22:

- ^ Had an NCAA-best 361,412 cumulative
 - UK 2nd at 248,082 / 'Cuse 3rd at 320,279
- ^ Ranked 3rd in the NCAA with 19,022 season avg.
 - 'Cuse 1st at 20,017 / UK 3rd at 19,388

2020-21:

- ^ Averaged an NCAA-best 4,284
 - Tenn., 2nd at 4,191 / TX Tech 2nd at 3,916
- ^ Had an NCAA-best 72,822 cumulative
 - Tenn. 2nd at 67,056 / TX Tech 3rd at 58,734

Overall, The Best Incoming Class in the Nation

- Arkansas not only signed the **consensus #2 recruiting in the nation** with two players ranked #1 at their postion but the **Razorbacks have the best transfer class in the nation too, according to BustingBrackets.**

SIGNING CLASS

- Highest-rated recruiting class in school history (Consensus #2 nationally and #1 SEC)
- Only school with **SIX** on the ESPN Top 100 **AND** Sports Illustrated All-American SI99.
- First time to sign two – much less three – 5-stars (Nick Smith Jr., Jordan Walsh and Anthony Black) in the same class.
- In fact, Arkansas now has only signed seven, 5-stars since 2004. Smith, Walsh and Black are the only Razorback signees to rank among the ESPN top 15 (dating back to 2007).
- Nick Smith Jr., Jordan Walsh and Anthony Black were McDonald's All-Americans ... SMITH and WALSH played in the Jordan Brand Game and BLACK was played in the Iverson Classic.
- Arkansas had never had a class with at least four players among the ESPN top 100 until Eric Musselman's arrival and his staff has now done so twice (class of 2020 and class of 2022).
- Since 2004, only four Arkansas recruiting classes have ranked among the top 10 and Musselman's staff owns two of those – class of 2020 was #5 ESPN / #9 247Sports and class of 2022 ranks #2 in ESPN, 247Sports and Rivals.

• Nick Smith Jr.

- ^ #1 player in the nation by 247Sports; Consensus top 3
- ^ #1 combo guard by 247Sports
- ^ #1 point guard by Rivals
- ^ #1 shooting guard by ESPN

• Anthony Black

- ^ #1 point guard by 247Sports

Getting to The Charity Stripe, A Muss Must

- Arkansas **LED THE NCAA** by making 633 free throws and attempting 833.
- When getting to the line, Arkansas was productive as it **LED THE SEC** (32nd in the NCAA) in free throw percentage at 76.0%.
- In general, Eric Musselman's collegiate teams do a great job getting to the free throw line. In fact, his teams have either ranked 1st or 2nd in their respective leagues and among the NCAA top 25 in each of his first seven years.
- Below are Musselman's teams' ranking in the **NCAA (first)** and in their respective **leagues (second)** in the categories:

	'15-16	'16-17	'17-18	'18-19	'19-20	'20-21	'21-22
FT Attempts	2/1	13/1	16/2	16/1	8/2	5/1	1/1
FT Made	1/1	24/2	9/2	17/1	3/1	2/1	1/1

INDIVIDUALLY

- 2016-17 Jordan Caroline: 10th in NCAA in FT Att (251)
- 2017-18 Jordan Caroline: 8th in NCAA in FT Att (251)
- 2019-20 **Mason Jones led the NCAA in free throws made (233) and attempted (282)**
- 2020-21 **Moses Moody ranked 2nd in the NCAA in free throws made (151) and attempted (186)**
- 2021-22 Four Razorbacks ranked among the SEC top 15 in free throws made.**

SEC Tourney Returns to Nashville

- After a year in Tampa, the SEC Basketball Tournament returns Nashville's Bridgestone Arena for 2023.
- The SEC Tournament will remain in Nashville through 2030.
- Arkansas is 7-8 all-time at Bridgestone Arena.

2022-23 MISCELLANEOUS STATS

RECORD BREAKDOWN

At Bud Walton Arena	2022-23: 0-0	Muss Era: 47-6
On The Road	2022-23: 0-0	Muss Era: 13-16
Neutral Site	2022-23: 0-0	Muss Era: 12-6
White "Razorback" Uni	2022-23: 0-0	Muss Era: 17-0
White "94 "Razorback" Uni	2022-23: 0-0	Muss Era: 20-6
White "Hog" Uni	2022-23: 0-0	Muss Era: 13-3
White "Arkansas" Uni	2022-23: 0-0	Muss Era: 6-0
Cardinal "Arkansas" Uni	2022-23: 0-0	Muss Era: 10-14
Cardinal "Razorback" Uni	2022-23: 0-0	Muss Era: 1-3
Cardinal Camo "Arkansas" Uni	2022-23: 0-0	Muss Era: 2-0
Cardinal "Hog" Uni	2022-23: 0-0	Muss Era: 3-1 *
Anthracite Uni	2022-23: 0-0	Muss Era: 1-1

* - wore cardinal in home win vs UT in 2022 in a "Red-Out"

GENERAL

When ARK controls tip	2022-23: 0-0	Muss Era: 48-14
When OPP controls tip	2022-23: 0-0	Muss Era: 25-14
When ARK scores first	2022-23: 0-0	Muss Era: 43-11
When OPP scores first	2022-23: 0-0	Muss Era: 30-17

LEADS AND DEFICITS

Leading at the half	2022-23: 0-0	Muss Era: 55-3
	2022-23: home: 0-0 road: 0-0 neutral: 0-0	
Trailing at the half	2022-23: 0-0	Muss Era: 15-25
	2022-23: home: 0-0 road: 0-0 neutral: 0-0	
Tied at the half	2022-23: 0-0	Muss Era: 2-0
	2022-23: home: 0-0 road: 0-0 neutral: 0-0	
'22-23 W/ 5:00 left	Leading: 0-0 Trailing: 0-0 Tied: 0-0	
• Muss Era	Leading: 65-3 Trailing: 6-24 Tied: 2-1	
'22-23 W/ 2:00 left	Leading: 0-0 Trailing: 0-0 Tied: 0-0	
• Muss Era	Leading: 65-5 Trailing: 6-21 Tied: 1-2	

GMS decided by 1-to-5 pts	2022-23: 0-0	Muss Era: 15-11
GMS decided by 6-to-10 pts	2022-23: 0-0	Muss Era: 18-9
GMS decided by 11 + pts	2022-23: 0-0	Muss Era: 40-8
Overtime games	2022-23: 0-0	Muss Era: 4-3

OFFENSE

Scoring less than 70 points	2022-23: 0-0	Muss Era: 14-11
Scoring 70-79 points	2022-23: 0-0	Muss Era: 27-14
Scoring 80-89 points	2022-23: 0-0	Muss Era: 19-3
Scoring 90-99 points	2022-23: 0-0	Muss Era: 10-0
Scoring 100+ points	2022-23: 0-0	Muss Era: 3-0
1-2 Hogs in Double Figures	2022-23: 0-0	Muss Era: 4-7
3 Hogs in Double Figures	2022-23: 0-0	Muss Era: 27-16
4 Hogs in Double Figures	2022-23: 0-0	Muss Era: 29-3
5-7 Hogs in Double Figures	2022-23: 0-0	Muss Era: 21-2
8+ Hogs in Double Figures	2022-23: 0-0	Muss Era: 1-0
At least 1 Hog Scores 20+	2022-23: 0-0	Muss Era: 34-13
2+ Hogs Score 20+	2022-23: 0-0	Muss Era: 15-7

FG% (Muss Era) 50%+: 0-0 (17-1) | 49.9-40%: 0-0 (44-18) | <40%: 0-0 (11-9)

3FG% (Muss Era) 40%+: 0-0 (16-3) | 39.9-30%: 0-0 (24-11) | <30%: 0-0 (33-14)

REBOUNDING/TURNOVERS

Out-rebounding opponent	2022-23: 0-0	Muss Era: 40-6
Out-rebounded by opp.	2022-23: 0-0	Muss Era: 28-22
Rebounds are even	2022-23: 0-0	Muss Era: 4-1
Grabbing 10+ off reb	2022-23: 0-0	Muss Era: 40-14
Forcing 15+ turnovers	2022-23: 0-0	Muss Era: 38-16
Committing less than 15 TO	2022-23: 0-0	Muss Era: 55-12

BY MONTH

In November	2022-23: 0-0	Muss Era: 15-0
In December	2022-23: 0-0	Muss Era: 15-4
In January	2022-23: 0-0	Muss Era: 15-9
In February	2022-23: 0-0	Muss Era: 16-7
In March	2022-23: 0-0	Muss Era: 12-6

LED HIS TEAM IN SCORING (INCLUDES TIES)

Player	18-19	19-20	20-21	21-22	22-21	Career
Brazile	NA	NA	NA	0	-	0
Council IV	NA	NA	3	10	-	13
Davis	NA	NA	3	1	-	4
Graham	NA	0	0	3	-	3
Johnson	0	5	RS	0	-	5
Kel Mitchell	NA	0	2	11	-	13
Khi Mitchell	NA	0	0	4	0	4

LED HIS TEAM IN REBOUNDING (INCLUDES TIES)

Player	18-19	19-20	20-21	21-22	22-23	Career
Brazile	NA	NA	NA	7	-	7
Council IV	NA	NA	4	3	-	7
Davis	NA	NA	2	0	-	2
Graham	NA	0	6	8	-	14
Johnson	2	8	RS	2	-	12
Kel Mitchell	NA	0	5	8	-	13
Khi Mitchell	NA	0	2	15	-	17

2022-23 MEDIA PRESEASON ALL-SEC / POLL

First Team All-SEC

NICK SMITH, JR. - ARKANSAS

Colin Castleton - Florida
Oscar Tshiebwe - Kentucky
Sahvir Wheeler - Kentucky
Santiago Vescovi - Tennessee

Second Team All-SEC

Brandon Miller - Alabama
Jahvon Quinerly - Alabama
KJ Williams - LSU
Josiah Jordan-James - Tennessee
Zakai Zeigler - Tennessee

SEC Player of the Year

Oscar Tshiebwe - Kentucky

PRESEASON POLL

1. Kentucky
2. **Arkansas**
3. Tennessee
4. Auburn
5. Alabama
6. Texas A&M
7. Florida
8. LSU
9. Ole Miss
10. Mississippi State
11. Missouri
12. Vanderbilt
13. Georgia
14. South Carolina

2022-23 COACHES PRESEASON ALL-SEC

First Team All-SEC

Jahvon Quinerly - Alabama
NICK SMITH, JR. - ARKANSAS

Colin Castleton - Florida
Oscar Tshiebwe - Kentucky
Sahvir Wheeler - Kentucky
Tolu Smith - Mississippi State
Kobe Brown - Missouri
Santiago Vescovi - Tennessee
Zakai Zeigler - Tennessee

Second Team All-SEC

Brandon Miller - Alabama
Wendell Green Jr. - Auburn
K.D. Johnson - Auburn
Kario Oquendo - Georgia
KJ Williams - LSU
Matthew Murrell - Ole Miss
Josiah-Jordan James - Tennessee
Henry Coleman III - Texas A&M

- Arkansas has reached the final of two SEC Tournaments played at Bridgestone Arena (2015 and 2017).
- In 30 previous SEC Tournaments, Arkansas:
 - ^ has a record of 29-29.
 - ^ **Won the 2000 SEC Tournament Championship,**
 - ^ Reached **seven finals** (1995, 1999, 2000, 2007, 2008, 2015 and 2017) and **16 semifinals** (1992, 1993, 1994, 1995, 1006, 1998, 2000, 2001, 2007, 2008, 2015, 2017, 2018, 2021 and 2022.).



2021-22 SEC STANDINGS

FINAL



	SEC	PCT.	HOME	AWAY	OVERALL	PCT.	HOME	ROAD	NEUTRAL	STRK
1. Auburn	15-3	.833	9-0	6-3	28-6	.824	16-0	8-3	4-3	L1
2. Tennessee	14-4	.778	9-0	5-4	27-8	.771	16-0	6-5	5-3	L1
Kentucky	14-4	.778	9-0	5-4	26-8	.765	18-0	6-5	2-3	L2
4. Arkansas	13-5	.722	8-1	5-4	28-9	.757	17-1	5-4	6-4	L1
5. LSU	9-9	.500	7-2	2-7	22-12	.647	15-2	2-8	5-2	L2
Alabama	9-9	.500	6-3	3-6	19-14	.576	13-3	3-7	3-4	L4
South Carolina	9-9	.500	5-4	4-5	18-13	.575	12-4	4-7	2-2	L2
Texas A&M	9-9	.500	5-4	4-5	27-13	.651	16-4	5-5	6-4	L1
Florida	9-9	.500	5-4	4-5	20-14	.588	13-5	4-7	3-2	L1
10. Mississippi State	8-10	.444	7-2	1-8	18-16	.529	14-3	1-10	3-3	L2
11. Vanderbilt	7-11	.389	4-5	3-6	19-17	.528	11-8	5-8	3-1	L1
12. Missouri	5-13	.278	3-6	2-7	12-21	.364	8-8	2-10	2-3	L1
13. Ole Miss	4-14	.222	2-7	2-7	13-19	.406	10-8	2-7	1-4	L5
14. Georgia	1-17	.056	1-8	0-9	6-26	.188	6-13	0-10	0-3	L12

AP (PRESEASON)

1 North Carolina (47)	29-10	1532
2 Gonzaga (12)	28-4	1479
3 Houston (1)	32-6	1404
4 KENTUCKY (2)	26-8	1364
5 BAYLOR	27-7	1200
Kansas	34-6	1200
Duke	32-7	1168
8 UCLA	27-8	1093
9 CREIGHTON	23-12	1060
10 ARKANSAS	28-9	1026
11 TENNESSEE	27-8	880
12 TEXAS	22-12	844
13 Indiana	24-14	745
14 TCU	21-13	735
15 AUBURN	28-6	623
16 Villanova	30-8	578
17 ARIZONA	33-4	543
18 Virginia	21-14	462
19 SAN DIEGO STATE	23-9	394
20 ALABAMA	19-14	281
21 Oregon	19-15	260
22 Michigan	19-15	229
23 Illinois	23-10	215
24 Dayton	24-11	170
25 TEXAS TECH	27-10	122

RECEIVING VOTES: TEXAS A&M 112, UConn 101, Miami 66, Purdue 56, Saint Louis 36, Michigan State 35, Florida State 32, Xavier 29, Wyoming 25, OHIO STATE 23, Iowa 13, Rutgers 4, FLORIDA 3, USC 3, Toledo 1, Virginia Tech 1, Memphis 1, Notre Dame 1, UAB 1

SEC SCHEDULE

MONDAY - NOV 7	TV	CT
Howard at #4 Kentucky	SEC	5:30 pm
Tennessee Tech at #11 Tennessee	SEC +	6:00 pm
Texas A&M-CC at Mississippi St	SEC +	6:30 pm
North Dakota St. at #10 Arkansas	SEC +	7:00 pm
Memphis at Vanderbilt	SEC +	7:00 pm
UL Monroe at Texas A&M	SEC +	7:00 pm
Southern Indiana at Missouri	SEC +	7:00 pm
Western Carolina at Georgia	SEC +	7:00 pm
George Mason at #15 Auburn	SEC +	7:00 pm
Stony Brook at Florida	SEC +	7:00 pm
Longwood at #20 Alabama	SEC +	7:30 pm
Alcorn State at Ole Miss	SEC +	8:00 pm
TUESDAY - NOV 8	TV	CT
SC State at South Carolina	SEC	6:00 pm
WEDNESDAY - NOV 9	TV	CT
UM-Kansas City at LSU	SEC +	7:00 pm

HOGS RANKING BY WEEK

WEEK	AP	COACH	NET
Preseason	10	No Poll	No Poll
Nov. 14			
Nov. 21			
Nov. 28			
Dec. 5			
Dec. 12			
Dec. 19			
Dec. 26			
Jan. 2			
Jan. 9			
Jan. 16			
Jan. 23			
Jan. 30			
Feb. 6			
Feb. 13			
Feb. 20			
Feb. 27			
Mar 6			
Mar 13			
Apr. 4			

ARKANSAS IN THE POLLS

Ranking in AP Poll unless * indicating only ranked in the Coaches Poll

As	Overall	H	A	N	Last Meeting	Last Win
As #1	16-4	8-0	6-2	2-2	W, 97-79 vs #14 Georgetown @MEM (11/27/94)	Same
As #2	38-4	17-1	7-0	14-3	W, 76-72 vs #2 Duke @NCAA (4/4/94)	Same
As #3	29-5	13-0	10-5	6-0	W, 97-79 vs Tennessee (1/7/95)	Same
As #4	13-2	8-0	3-2	2-0	W, 94-71 at Missouri (12/3/94)	Same
As #5	13-8	1-1	2-4	10-3	L (OT), 93-95 vs #3 Kentucky @SEC (3/12/95)	69-58 vs #20 Alabama @SEC (3/11/95)
As #6	18-3	6-0	5-0	7-3	L, 78-89 vs #1 UCLA @NCAA (4/3/95)	75-68 vs #4 N. Carolina @NCAA (4/1/95)
As #7	18-1	4-0	7-0	7-1	W, 68-66 vs Auburn (3/4/95)	Same
As #8	9-10	6-1	1-5	2-4	L, 71-78 vs LSU @SEC (3/13/21)	70-64 vs Missouri @SEC (3/12/21)
As #9	22-5	5-1	6-1	11-3	W, 94-92 vs #5 Kentucky (1/29/95)	Same
As #10	17-4	8-1	2-1	6-2	W, 93-78 vs Little Rock (12/4/21)	Same
As #11	20-6	10-2	6-4	4-0	W, 89-73 vs South Carolina (2/15/92)	Same
As #12	22-9	11-0	8-5	2-4	L, 88-66 vs Oklahoma (12/11/21)	86-66 vs Charlotte (12/8/21)
As #13	17-5	11-1	3-4	3-0	W, 76-60 vs Penn (11/28/21)	Same
As #14	29-5	13-0	8-2	8-3	L, 78-74 at #13 Tennessee (3/5/22)	77-73 vs LSU (3/2/22)
As #15	16-4	4-1	9-1	3-2	L, 64-82 vs Texas A&M (03/12/22)	90-68 vs Tennessee State (11/17/00)
As #16	17-6	12-1	3-4	2-1	W, 93-80 vs UNI (11/17/21)	Same
As #17	18-9	5-0	5-2	***8-7	W, 69-78 vs #9 Duke @NCAA (3/26/22)	74-68 vs #1 Gonzaga @NCAA (3/24/22)
As #18	20-9	*10-4	8-4	2-1	W, 75-73 vs #6 Kentucky (2/26/22)	Same
As #19	16-7	8-2	3-3	5-2	L, 82-96 vs Ole Miss (1/17/15)	67-45 vs Wofford (11/9/07)
As #20	24-4	**11-0	1-0	***12-4	W, 83-75 vs LSU (2/27/21)	Same
As #21	6-4	3-0	0-1	3-3	L, 78-87 vs #15 N. Carolina @NCAA (3/21/15)	56-53 vs Wofford @NCAA (3/19/15)
As #22	8-5	4-1	2-3	2-1	L, 77-78 at Auburn (1/6/18)	84-79 (OT) vs Miss State @SEC (3/6/99)
As #23	7-1	5-0	2-1	0-0	W, 58-48 vs #16 Tennessee (2/19/22)	Same
As #24	7-1	4-0	3-0	0-1	L, 89-81 vs Hofstra @ NLR (12/18/21)	Same
As #25	5-2	5-0	0-1	0-1	W, 94-77 vs Iona (11/30/14)	Same
TOT.	421-125	192-17	110-57	119-51	L, 69-78 vs Duke @NCAA (3/26/22)	74-68 vs #1 Gonzaga @NCAA (3/24/22)

ARKANSAS VERSUS THE POLLS

Ranking in AP Poll unless * indicating only ranked in the Coaches Poll

Vs	Overall	H	A	N	Last Meeting	Last Win
Vs #1	3-11	1-2	0-2	2-7	W, 74-68 vs Gonzaga @NCAA (03/24/22)	Same
Vs #2	6-8	5-2	0-5	1-1	W, 80-69 vs Florida (2/5/13)	Same
Vs #3	0-15	0-1	0-3	0-11	L, 72-81 vs Baylor @ NCAA (3/29/21)	--
Vs #4	5-12	2-2	1-7	2-3	L, 66-70 at Kentucky (2/26/19)	96-88 vs Oklahoma (12/30/08)
Vs #5	4-4	4-1	0-1	0-2	W, 74-71 vs Texas A&M (1/27/16)	Same
Vs #6	7-11	4-3	0-5	3-3	W, 75-73 vs Kentucky (2/26/22)	Same
Vs #7	1-5	1-0	0-1	0-4	W, 67-64 vs Texas (1/6/09)	Same
Vs #8	3-4	2-0	1-3	0-1	L, 65-82 vs Kentucky @SEC (3/12/17)	88-61 vs Alabama (1/6/07)
Vs #9	2-6	0-0	1-4	1-2	L, 69-78 vs Duke @NCAA (3/26/22)	91-82 vs Arizona @NCAA (4/2/94)
Vs #10	5-4	2-2	2-1	1-1	W (OT), 86-81 at Missouri (2/13/21)	Same
Vs #11	5-8	2-2	1-4	2-2	L (OT), 76-79 vs Auburn (2/4/20)	104-93 vs Missouri (12/5/95)
Vs #12	7-9	2-2	2-4	*3-3	W, 65-58 at LSU (1/15/22)	Same
Vs #13	6-4	3-0	0-2	3-2	L, 74-78 at Tennessee (3/5/22)	87-85 vs Kentucky (1/14/14)
Vs #14	5-7	3-2	0-3	2-2	L, 64-67 at Texas Tech (1/26/19)	91-82 vs Auburn (2/27/18)
Vs #15	3-5	0-0	0-2	0-3	L, 78-887 vs N. Carolina @NCAA (3/21/15)	98-88 vs Mississippi State (1/17/12)
Vs #16	4-7	2-2	0-4	2-1	W, 58-48 vs Tennessee (2/19/22)	Same
Vs #17	3-3	1-2	1-0	1-1	W (OT), 71-67 at Kentucky (2/27/14)	Same
Vs #18	5-7	1-2	2-3	2-2	L, 67-84 at Ole Miss (1/19/19)	80-73 at Ole Miss (1-31-10)
Vs #19	8-3	3-1	3-1	2-1	W, 90-89 at LSU (2/2/19)	Same
Vs #20	10-5	4-2	1-2	5-1	L, 69-92 at Texas A&M (1/2/16)	66-64 vs Michigan (1/21/12)
Vs #21	5-3	2-1	1-0	2-2	W, 68-66 vs TX Tech @NCAA (3/21/21)	Same
Vs #22	4-2	4-1	0-1	0-0	W (OT), 77-76 vs Kentucky (2/23/11)	Same
Vs #23	3-7	1-2	0-3	2-2	W, 80-72 vs Florida @SEC (3/9/18)	Same
Vs #24	2-4	1-2	*0-1	*1-1	*L, 59-90 at Alabama (1/16/21)	*86-72 vs Indiana @NCAA (3/21/08)
Vs #25	4-4	*3-2	0-0	1-2	L, 72-81 vs Florida (12/29/16)	82-74 vs Vanderbilt (1/31/16)
TOT.	110-158	56-36	16-62	38-60	L, 69-78 vs #9 Duke @NCAA (3/26/22)	74-68 vs #1 Gonzaga @NCAA (3/24/22)

RANKED ARKANSAS VERSUS RANKED OPPONENT

Overall	H	A	N	LAST TIME: #17 ARK v #9 DUKE @NCAA - L, 69-78 (3/26/22)	LAST W: #17 ARK v #1 ZAGS @ NCAA - W, 74-68 (3/24/22)
46-49	17-5	4-15	25-29	LAST W at Home: #18 ARK v #6 KY - W, 75-73 (2/26/22)	
				LAST W on Road: #10 ARK at #18 BAMA - W, 86-80 (2/15/95)	
				LAST W vs Neutral: #17 ARK vs #1 ZAGS - W, 74-68 (3/24/22)	

LAST TIME HOGS WON AS TOP 25

	HOME	ROAD	NEUTRAL
#1: Miss State	3/5/94	LSU	3/2/94
#2: NW (La) St	12/4/93	Baylor	1/26/91
#3: Tennessee	1/7/95	Ole Miss	1/4/95
#4: Jackson St.	11/30/94	Missouri	12/03/94
#5: Miss State	1/11/95	Tennessee	1/29/94
#6: Montevallo	2/5/94	UAB	1/27/90
#7: Auburn	3/4/95	Florida	2/28/95
#8: Montevallo	2/25/95	LSU	2/22/95
#9: Kentucky	1/29/95	S. Carolina	1/21/95
#10: Little Rock	12/4/21	Alabama	2/15/95
#11: S. Carolina	2/15/92	S. Alabama	11/29/89
#12: Charlotte	12/7/21	S. Carolina	3/2/21
#13: Penn	11/28/21	S. Carolina	1/9/93
#14: LSU	3/2/22	Alabama	2/13/93
#15: Tenn State	11/27/00	Miss State	1/31/98
#16: UNI	11/7/21	S. Alabama	12/30/91
#17: SE Mo. State	11/27/82	Florida	2/6/93
#18: Kentucky	2/26/22	Florida	2/22/22
#19: Wofford	1/9/07	Wake Forest	12/23/98
#20: LSU	2/27/21	LSU	1/2/99
#21: North Texas	12/05/00	--	(0-1)
#22: Providence	1/23/99	Memphis	1/10/98
#23: Tennessee	2/19/22	Missouri	2/15/22
#24: Florida	2/16/21	Ole Miss	2/14/15
#25: Iona	11/30/14	--	(0-1)

LAST TIME HOGS WON VS TOP 25

	HOME	ROAD	NEUTRAL
#1: Auburn	2/9/22	--	(0-2)
#2: Florida	2/5/13	--	(0-5)
#3: --	(0-1)	--	(0-3)
#4: Oklahoma	12/30/08	Kentucky	2/9/94
#5: Texas A&M	1/27/16	--	(0-1)
#6: Kentucky	2/26/22	--	(0-5)
#7: Texas	1/6/09	--	(0-1)
#8: Alabama	1/6/07	Kentucky	1/25/92
#9: --	--	Arizona	12/6/92
#10: Florida	2/18/06	Missouri	2/13/21
#11: Missouri	12/5/95	Texas	2/1/79
#12: Texas	2/6/82	LSU	(2-4)
#13: Kentucky	1/14/14	--	(0-1)
#14: Auburn	2/27/18	--	(0-3)
#15: Miss State	1/7/12	--	(0-2)
#16: Tennessee	2/19/22	--	(0-4)
#17: Ole Miss	2/5/10	Kentucky	2/27/14
#18: Vanderbilt	3/1/08	Ole Miss	1/31/10
#19: Auburn	3/5/00	LSU	2/2/19
#20: Michigan	1/21/12	Alabama	2/28/01
#21: Texas A&M	2/17/18	S. Carolina	2/15/17
#22: Kentucky	2/23/11	--	(0-1)
#23: LSU	3/3/92	Texas	3/3/91
#24: UAB	1/2/00	--	(0-1*)
#25: Vanderbilt	1/31/12	--	(0-0)

VERSUS 2022-23 OPPONENTS

NON-CONFERENCE

School	Gms	Series Record	H	A	N	Last Meeting
Bradley		• FIRST MEETING •				
Creighton	2	Series Tied, 1-1	0-0	0-1	1-0	N - W, 73-61 (12/29/62)
Fordham	2	Series Tied, 1-1	0-0	0-0	1-1	N - W, 62-61 (11/25/83)
Louisville	7	Arkansas Trails, 3-4	0-1	1-0	2-3	N - L, 96-66 (11/17/09)
North Dakota State	1	Arkansas Leads, 1-0	1-0	0-0	0-0	H - W, 71-55 (12/20/16)
Oklahoma	29	Arkansas Leads, 16-13	8-5	3-7	5-1	N - L, 88-66 (12/11/21)
San Jose State		• FIRST MEETING •				
South Dakota State		• FIRST MEETING •				
Texas Tech	80	Series Tied, 40-40	24-10	11-24	5-6	N - W, 68-66 (03/21/21)
Troy	5	Arkansas Leads, 4-1	2-1	0-0	2-0	N - W, 88-63 (12/16/17 - NLR)
UNC Asheville		• FIRST MEETING •				
UNC Greensboro	1	Arkansas Leads, 1-0	1-0	0-0	0-0	H - W, 89-74 (12/10/01)

SOUTHEASTERN CONFERENCE

School	Gms	Series Record	H	A	N	Last Meeting
Alabama	66	Arkansas Leads, 36-30	20-6	8-22	8-2	A - L, 68-67 (02/12/22)
• SEC Only	56	Arkansas Leads, 29-27	20-6	8-20	1-1	
Auburn	57	Arkansas Leads, 37-20	23-5	13-14	1-1	H - W, 80-76 OT (02/08/22)
• SEC Only	56	Arkansas Leads, 37-19	23-5	13-14	1-0	
Florida	40	Arkansas Trails, 14-26	9-7	3-14	2-5	A - W, 82-74 (02/22/22)
• SEC Only	SAME					
Georgia	41	Arkansas Leads, 25-16	12-3	6-10	6-3	A - W, 99-73 (02/02/22)
• SEC Only	SAME					
Kentucky	46	Arkansas Trails, 13-33	8-8	4-15	1-10	H - W, 75-73 (02/26/22)
• SEC Only	41	Arkansas Trails, 13-28	8-8	4-13	1-8	
LSU	75	Arkansas Leads, 41-34	22-8	13-19	6-7	N - W, 79-67 (03/11/22)
• SEC Only	66	Arkansas Leads, 37-29	22-8	12-18	3-3	
Ole Miss	84	Arkansas Leads, 51-33	17-11	10-20	24-2	A - W, 64-55 (01/26/22)
• SEC Only	55	Arkansas Leads, 29-27	17-10	10-18	1-0	
Mississippi State	67	Arkansas Leads, 35-32	23-8	7-23	5-1	H - W, 63-55 (02/05/22)
• SEC Only	58	Arkansas Leads, 30-28	22-7	6-21	2-0	
Missouri	58	Arkansas Leads, 32-26	18-10	12-16	2-0	A - W, 76-57 (02/15/22)
• SEC Only	21	Arkansas Leads, 13-8	8-2	4-6	1-0	
South Carolina	37	Arkansas Leads, 22-15	12-5	7-8	3-2	H - W, 75-59 (01/18/22)
• SEC Only	SAME					
Tennessee	46	Arkansas Trails, 22-24	12-4	4-15	6-5	A - L, 78-74 (03/05/22)
• SEC Only	42	Arkansas Trails, 19-23	12-4	4-15	3-4	
Texas A&M	164	Arkansas Leads, 105-59	60-15	38-39	7-5	N - L, 82-64 (03/12/22)
• SEC Only	18	Arkansas Leads 10-8	8-1	2-6	0-1	
Vanderbilt	42	Arkansas Leads, 29-13	16-4	8-8	5-1	H - L, 75-74 (01/04/21)
• SEC Only	40	Arkansas Leads 28-12	15-4	8-7	5-1	

AT THE SEC TOURNEY

Overall: 29-29
 1st Rd: 4-10
 2nd Rd: 1-2
 Quarterfinal: 16-2
 Semifinal: 7-9
 Final: 1-6

RECORD BY OPPONENT

Opponent	Record	Last Meeting
Alabama	1-1	1995, W, 69-58 (Semis)
Auburn	1-0	2000, W, 75-67 (Final)
Florida	2-5	2019, L, 66-50 (2nd)
Georgia	6-3	2015, W, 60-49 (Semis)
Kentucky	1-9	2017, L, 82-65 (Final)
LSU	3-3	2022, W, 79-67 (Quart)
Ole Miss	1-0	2017, W, 73-72 (Quart)
Mississippi State	2-0	2007, W, 81-72 (Semis)
Missouri	1-0	2021, W, 70-64 (Quart)
South Carolina	3-2	2018, W, 69-64 (2nd)
Tennessee	3-4	2018, L, 84-66 (Semis)
Texas A&M	0-1	2022, L, 82-64 (Semis)
Vanderbilt	5-1	2020, W, 86-73 (1st)

AT THE NCAA TOURNEY

Overall: 48-34
 1st Rd: 19-8
 2nd Rd: 11-10
 Sweet 16: 8-5
 Elite 8: 6-5
 Final Four: 2-4
 Championship: 1-1
 Regional/Final Consolations: 2-1

RECORD BY OPPONENT

Opponent	Record	Last Meeting
Alabama	1-0	1991, W, 93-70 (Sweet 16)
Arizona	1-0	1994, W, 91-82 (Final 4)
Arizona State	1-0	1991, W, 97-90 (2nd)
Baylor	0-1	2021, L, 81-72 (Elite 8)
Bucknell	0-1	2006, L, 59-55 (1st)
Butler	0-1	2018, L, 79-62 (1st)
Cal St-Fullerton	1-0	1979, W, 61-58 (Elite 8)
Cincinnati	0-1	1958, L, 97-62 (Final 4 con)
Colgate	1-0	2021, W, 85-68 (1st)
Dayton	1-0	1990, W, 86-84 (2nd)
Duke	1-2	2022, L, 78-69 (Elite 8)
Georgetown	1-1	2001, L, 63-61 (1st)
Georgia State	1-0	1999, W, 117-76 (1st)
Gonzaga	1-0	2022, W, 74-68 (Sweet 16)
Holy Cross	1-0	1993, W, 94-64 (1st)
Indiana	1-0	2008, W, 86-72 (1st)
Indiana State	0-1	1979, L, 73-71 (Elite 8)
Iowa	1-1	1999, L, 82-72 (2nd)
Kansas	0-1	1991, L, 93-71 (Elite 8)
Kansas State	0-2	1982, L, 65-64 (2nd)
Kentucky	0-1	1979, L, 64-59 (Final 4)
LSU	0-1	1981, L, 75-56 (Sweet 16)
Louisville	2-2	1989, L, 93-74 (2nd)
Loyola-Marymount	1-0	1989, W, 120-101 (1st)
Marquette	1-0	1996, W, 65-56 (2nd)
UMass	0-1	1994, L, 79-63 (Sweet 16)
Memphis	1-1	1995, W, 96-91 OT (Sweet 16)
Mercer	1-0	1981, W, 73-67 (1st)
Miami (Fla.)	0-1	2000, L, 75-71 (1st)
Michigan	1-0	1994, W, 76-68 (Elite 8)
Murray State	1-0	1992, W, 80-60 (1st)

#PROHOGS

41	NBA Draft Selections	16	All-Star Game Appearances	14	All-Defensive Team Honors
-----------	-----------------------------	-----------	----------------------------------	-----------	----------------------------------



PATRICK BEVERLEY

- 11th Year in NBA
- 3x NBA All-Defensive Team
- 2009 - 2nd RD/42nd overall



DANIEL GAFFORD

- 4th Year in NBA
- 2019 - 2nd RD/38th overall



MOSES MOODY

- 2nd Year in NBA
- 1st Hog to be "1 & Done"
- 2021 - 1st RD/14th Pick
- 2022 NBA Champion



ISAIAH JOE

- 3rd Year in NBA
- 2020 - 2nd RD/49th overall



BOBBY PORTIS


- 8th Year in NBA
- 2021 NBA Champion
- 2015 - 1st RD/22nd overall



JAYLIN WILLIAMS


- 1st Year in NBA
- 2022 - 2nd RD/34th overall

13	First Round Draft Picks	7	All-NBA Selections	6	NBA Champions
-----------	--------------------------------	----------	---------------------------	----------	----------------------



PROHOGS AROUND THE WORLD

Adrio Bailey	Frankston Blues (Australia)
Jaylen Barford	Lokomotiv (Russia)
Coty Clarke	Nagoya DD (Japan)
Jeantal Cylla	Union SF (Argentina)
Jabril Durham	Szolnok (Hungary)
Dusty Hannahs	Santa Cruz Warriors (G League)
Delvon Johnson	Usti n/Labem (Czech Republic)
Joe Johnson	Triplets (USA BIG3)
Mason Jones	Mexico City (G League)
Chris Lykes	Horsens IC (Denmark)
Daryl Macon	Unics (Russia)
JD Notae	Aris (Greece)
Jalen Tate	Peja (Kosovo)
Dustin Thomas	Prishtina (Kosovo)
Charles Thomas	Penarol (Uruguay)
Justin Smith	Delaware (G League)
Au'Diese Toney	Lakeland (G League)
Stanley Umude	Motro City (G League)
Trey Wade	Arka Gdynia (Poland)
Sonny Weems	Shanxi Loongs (China)





ERIC MUSSELMAN

ARKANSAS HEAD COACH

San Diego, 1987

73-28 • 4th year as Arkansas head coach

183-62 • 8th year as collegiate head coach

503-291 • 14 seasons as professional head coach

- 1996 USBL Coach of the Year
- 2003 NBA Coach of the Year Runner-Up
- 2012 NBA D-League Coach of the Year
- 2016 Bleacher Report's Mountain West Coach of the Year
- 2017 USBWA District VIII Coach of the Year
- 2018 USBWA District VIII Coach of the Year
- 2018 NABC District 17 Coach of the Year
- 2018 Mountain West Coach of the Year
- 2021 Jim Phelan Coach of the Year Finalist
- 2021 Werner Ladder Naismith Coach of the Year Semifinalist
- 2021 Basketball Times Midlands District Coach of the Year

COLLEGIATE HEAD COACHING RECORD

Year	Overall	Conf	Finish	Conf Tourn	NCAA/CBI Postseason
2015-16	24-14	10-8	MW (T4th)	1-1	5-1 • CBI Champion
2016-17	28-7	14-4	MW (1st)	3-0 *	0-1 • #12 seed NCAA 1st Rd
2017-18	29-8	15-3	MW (1st)	1-1	2-1 • #7 seed NCAA Sweet 16
2018-19	29-5	15-3	MW (1st)	1-1	0-1 • #7 seed NCAA 1st Rd
2019-20	20-12	7-11	SEC (T10th)	1-0 +	Canceled
2020-21	25-7	13-4	SEC (2nd)	1-1	3-1 • #3 seed Elite 8
2021-22	28-9	13-5	SEC (4th)	1-1	3-1 • #4 seed Elite 8
2022-23	0-0	0-0			
Totals	183-62	87-38		9-5	13-6 (8-5 NCAA / 5-1 CBI)

* - Tournament champion / + - SEC Tourney canceled after Rd 1 due to COVID

MUSSELMAN'S CAREER AS HEAD COACH

NOTE: Professional basketball **DOES NOT** count postseason toward season W-L record nor to head coach W-L record

Year	Team	League	Record	Note for the Season	Reg. Season Div./Conf. Finish	Postseason
1989-90	Rapid City	CBA	42-14	MOST WINS IN CBA	1st National Conf.	Finals (8-8) *
1991-92	Rapid City	CBA	37-19	2nd-most wins in CBA	1st National Conf.	Finals (9-7) *
1992-93	Rapid City	CBA	44-12	MOST WINS IN CBA	1st National Conf.	Conf. Finals (5-3) *
1993-94	Rapid City	CBA	37-19	MOST WINS IN CBA	1st National Conf.	Conf. Finals (5-5) *
1994-95	Rapid City	CBA	31-25	6th-most wins in CBA	5th National Conf.	Conf. 1st Rd (0-2) *
1995-96	Florida	CBA	41-15	MOST WINS IN CBA	1st National Conf.	Conf. Finals (5-3) *
1996-97	Florida	CBA	38-18	2nd-most wins in CBA	1st American Conf.	Finals (7-6) *
1995	Florida	USBL	25-2	MOST WINS IN USBL	1st Overall	Champion (1-0) *
1996	Florida	USBL	28-1	MOST WINS IN USBL	1st Southern Div.	Champion (3-0) *
2002-03	Golden State	NBA	38-44	6th Pacific Division	11th Western Conf.	--
2003-04	Golden State	NBA	37-45	T4th Pacific Division	11th Western Conf.	--
2006-07	Sacramento	NBA	33-49	5th Pacific Division	11th Western Conf.	--
2010-11	Reno	D-League	34-16	2nd-most wins in NBADL	1st Western Conf.	Semifinals (2-3) *
2011-12	Los Angeles	D-League	38-12	MOST WINS IN NBADL	1st Western Conf.	Finals (5-2) *
2015-16	Nevada	NCAA	24-14	Led NCAA in FT Made	T4th Mountain West	CBI Champion (5-1)
2016-17	Nevada	NCAA	28-7	T16th for Most wins NCAA	1st Mountain West	#12 seed - NCAA 1st Rd (0-1)
2017-18	Nevada	NCAA	29-8	2nd in NCAA in A-T/O ratio	1st Mountain West	#7 seed - NCAA Sweet 16 (2-1)
2018-19	Nevada	NCAA	29-5	7th in NCAA in W-L%	1st Mountain West	#7 seed - NCAA 1st Rd (0-1)
2019-20	Arkansas	NCAA	20-12	Led NCAA in 3Pt% Def	T10th SEC	Canceled
2020-21	Arkansas	NCAA	25-7	NCAA: 2nd FT/11th Scoring	2nd SEC	#3 seed - NCAA Elite 8 (3-1)
2021-22	Arkansas	NCAA	28-9	Led NCAA in FTM/FTA	4th SEC	#4 seed - NCAA Elite 8 (3-1)
2022-23	Arkansas	NCAA	0-0			
2010	Dominican Team		5-1	Silver Medal Centrobasket Championship		
2011	Venezuelan Team		12-9	5th FIBA Americas Championship		
2012	Venezuelan Team		7-4	Silver Medal FIBA South American Championship		

MUSSELMAN COMPOSITE COACHING RECORD

COLLEGIATE	7th Yr	Overall	Conf	Conf Tourn	NCAA/CBI	ALL POST
Nevada	4 yrs	110-34	54-18	6-3	2-3 / 5-1	13-7
Arkansas	4 yrs	73-28	33-20	3-2	6-2 / --	9-4

PROFESSIONAL 14 Seasons 503-291 (50-39 Postseason *)

CBA	7 years	270-122	(39-34 Postseason*)
Rapid City	5 years	191-89	(27-25 Postseason *)
Florida	2 years	79-33	(12-9 Postseason *)
USBL	2 years	53-3	(4-0 Postseason *)
Florida	2 years	53-3	(4-0 Postseason *)
NBA	3 years	108-138	--
Golden State	2 years	75-89	--
Sacramento	1 year	33-49	--
D-League	2 years	72-28	(7-5 Postseason *)
Reno	1 year	34-16	(2-3 Postseason *)
Los Angeles	1 year	28-12	(5-2 Postseason *)
INTERNATIONAL	3 Years	24-14	--
Dominican	1 years	5-1	--
Venezuelan	2 years	19-13	--

* - Note, professional basketball does not include playoff results in W-L record

* - Musselman's pro record including playoffs is 553-330

MUSSELMAN STOPS BY YEAR

1989-90	Head Coach	Rapid City Thrillers	CBA
1990-91	Asst. Coach	Minnesota Timberwolves	NBA
1991-92	Head Coach	Rapid City Thrillers	CBA
1992-93	Head Coach	Rapid City Thrillers	CBA
1993-94	Head Coach	Rapid City Thrillers	CBA
1994-95	Head Coach	Rapid City Thrillers	CBA
Spring '95	Head Coach	Florida Sharks	USBL
1995-96	Head Coach	Florida Beachdogs	CBA
Spring '96	Head Coach	Florida Sharks	USBL
1996-97	Head Coach	Florida Beachdogs	CBA
1998-99	Asst. Coach	Orlando Magic	NBA
1999-00	Asst. Coach	Orlando Magic	NBA
2000-01	Asst. Coach	Atlanta Hawks	NBA
2001-02	Asst. Coach	Atlanta Hawks	NBA
2002-03	Head Coach	Golden State Warriors	NBA
2003-04	Head Coach	Golden State Warriors	NBA
2004-05	Asst. Coach	Memphis Grizzlies	NBA
2005-06	Asst. Coach	Memphis Grizzlies	NBA
2006-07	Head Coach	Sacramento Kings	NBA
2007-10	• DID NOT COACH FOR 3 SEASONS •		
2010-11	Head Coach	Reno Bighorns	NBADL
2011-12	Head Coach	Los Angeles Defenders	NBADL
2012-13	Asst. Coach	Arizona State Sun Devils	NCAA
2013-14	Assoc. HC	Arizona State Sun Devils	NCAA
2014-15	Assoc. HC	LSU Tigers	NCAA
2015-16	Head Coach	Nevada Wolf Pack	NCAA
2016-17	Head Coach	Nevada Wolf Pack	NCAA
2017-18	Head Coach	Nevada Wolf Pack	NCAA
2018-19	Head Coach	Nevada Wolf Pack	NCAA
2019-20	Head Coach	Arkansas Razorbacks	NCAA
2020-21	Head Coach	Arkansas Razorbacks	NCAA
2021-22	Head Coach	Arkansas Razorbacks	NCAA
2022-23	Head Coach	Arkansas Razorbacks	NCAA



MUSSELMAN AT A GLANCE

- Eric Musselman was named Arkansas' 13th head men's basketball coach on April 7, 2019. He has over 30 years of coaching experience, including his seven as a collegiate head coach and 14 as a professional head coach.
- In his first seven years as a collegiate head coach, Musselman has won at least 20 games each season (24, 28, 29, 29, 20, 25 and 28), advanced to all six postseasons played (including five straight NCAA tournaments) and reached three NCAA Sweet 16's, including an Elite 8 appearances with the Hogs in 2021 and '22. Prior to entering the collegiate head coaching ranks, Musselman was a head coach for seven professional teams, including two seasons with the Golden State Warriors (2002-04) and one with the Sacramento Kings (2006-07). He won over 550 games as a professional head coach with a combined pro winning percentage of .626 (553-330).
- Musselman played collegiately at the University of San Diego and helped the Toreros to NCAA Tournament berths in 1984 and 1987. He was recipient of the program's Bugelli Leadership Award as a senior.
- Musselman is married to Danyelle Sargent Musselman, who has worked at ESPN, Fox Sports and the NFL Network as a broadcaster. Musselman has two sons, Michael and Matthew, and the couple has a daughter, Mariah.
- Musselman's father Bill was also an NBA head coach and they were the first father-son combination to become head coaches in the NBA.

MUSSELMAN DID YOU KNOWS

- Named General Manager of CBA's Rapid City Thrillers at age of 22. The next year, became head coach of the Thrillers at he age of 23, the youngest coach in CBA history.
- From 1990-1997, had 26 players called up to the NBA, the highest number in the league during that span.
- Is the only person in CBA history to coach in five league All-Star Games (1990, 1992, 1993, 1994, 1997)
- The first coach in professional basketball history to win 100 games by the age of 28.
- At the age of 37, named head coach of the Golden State Warriors and was the youngest head coach ever hired by an NBA team at the time.
- He and his father, Bill, were first father-son combination to both become head coaches in NBA history.
- In 2003, was runner-up to Gregg Popovich for NBA Coach of the Year Award voting (231 points, including 26 first-place votes).
- Is the CBA's third all-time winningest coach (270-122 in seven seasons) and the most successful coach (54-3 in two seasons) in the history of the United States Basketball League.
- Led CBA in scoring (116.7 ppg) in 192-93 and was 2nd in NBA in scoring (102.4 ppg) in 2002-03.
- Only needed 130 games to win his 100th game as a collegiate head coach. He was the 27th-fastest coach in NCAA history to reach 100 wins but was the ninth-fastest since 1970.
- In his first season at Arkansas, the Razorbacks led the NCAA in 3-point field goal percentage defense while Arkansas led the NCAA in both free throws made and attempted in 2022.

MUSSELMAN VS. ALL OPPONENTS

Opponent	Overall	at Nevada	at Arkansas	Last Meeting
Abilene Christian	1-0	0-0	1-0	12/20/20
Air Force	7-0	7-0	0-0	03/05/19
Akron	1-0	1-0	0-0	12/22/18
Alabama	2-2	0-0	2-2	02/12/22
Arizona State	1-0	1-0	0-0	12/07/18
Auburn	3-1	0-0	3-1	02/08/22
Austin Peay	1-0	0-0	1-0	11/12/19
Baylor	0-1	0-0	0-1	03/29/21
Boise State	7-2	7-2	0-0	02/02/19
Bradley	1-0	1-0	0-0	12/03/16
Buffalo	1-0	1-0	0-0	11/25/16
BYU	1-0	1-0	0-0	11/06/18
Cal State Fullerton	0-1	0-1	0-0	11/28/15
California Baptist	1-0	1-0	0-0	11/19/18
Central Arkansas	2-0	0-0	2-0	12/01/21
Charlotte	1-0	0-0	1-0	12/11/21
Cincinnati	2-0	1-0	1-0	11/23/21
Coastal Carolina	1-0	1-0	0-0	11/13/15
Colgate	1-0	0-0	1-0	03/19/21
Colorado State	7-1	7-1	0-0	02/02/19
Davidson	1-0	1-0	0-0	11/21/17
Drake	1-0	1-0	0-0	12/12/15
Duke	0-1	0-0	0-1	03/26/22
Eastern Washington	1-0	1-0	0-0	03/21/16
Elon	1-0	0-0	1-0	12/21/21
Florida	2-2	0-1	2-1	02/22/22
Fordham	• FIRST MEETING •			
Fresno Pacific	1-0	1-0	0-0	12/09/15
Fresno State	6-3	6-3	0-0	02/23/19
Gardner-Webb	1-0	0-0	1-0	11/13/21
Georgia	2-1	0-0	2-1	02/02/22
Georgia Tech	1-0	0-0	1-0	11/25/19
Grand Canyon	1-0	1-0	0-0	12/09/18
Gonzaga	1-0	0-0	1-0	03/24/22
Hawai'i	1-1	1-1	0-0	11/24/17
Hofstra	0-1	0-0	0-1	12/18/21
Holy Names	1-0	1-0	0-0	11/30/15
Idaho	1-0	1-0	0-0	11/10/17
Illinois State	1-0	1-0	0-0	11/29/17
Indiana	1-0	0-0	1-0	12/29/19
Iona	1-1	1-1	0-0	11/26/16
Iowa State	0-1	0-1	0-0	03/16/17
Kansas State	1-0	0-0	1-0	11/2/21
Kentucky	2-1	0-0	2-1	02/26/22
Little Rock	1-0	0-0	1-0	12/04/21
Lipscomb	1-0	0-0	1-0	12/05/20
Little Rock	1-0	1-0	0-0	11/16/18
LSU	5-3	0-0	5-3	03/11/22
Louisville	• FIRST MEETING •			
Loyola-Chicago	1-1	1-1	0-0	11/28/18
Loyola Marymount	1-0	1-0	0-0	11/14/16
Ole Miss	3-0	0-0	3-0	01/26/22
Massachusetts	1-0	1-0	0-0	11/23/18
Mercer	1-0	0-0	2-0	11/09/21
Mississippi State	2-3	0-0	2-3	02/05/22
Mississippi Valley	1-0	0-0	1-0	11/25/20
Missouri	5-2	0-0	5-2	02/15/22
Montana	2-0	1-0	1-0	11/16/19
Montana State	1-0	1-0	0-0	11/15/15
Morehead State	2-1	2-1	0-0	04/01/16
New Mexico	5-3	5-3	0-0	02/09/19
New Mexico State	1-0	0-0	1-0	03/19/22
North Dakota State	• FIRST MEETING •			
North Texas	2-0	0-0	2-0	11/29/20
Northern Iowa	1-0	0-0	1-0	11/17/21

MUSSELMAN VS. ALL OPPONENTS

Opponent	Overall	at Nevada	at Arkansas	Last Meeting
Northern Kentucky	1-0	0-0	1-0	11/30/19
Oakland	1-0	1-0	0-0	11/23/16
Oklahoma	0-1	0-0	0-1	12/11/21
Oklahoma State	0-1	0-0	0-1	01/30/21
Oral Roberts	2-0	0-0	2-0	03/27/21
Oregon State	1-1	1-1	0-0	11/18/16
Pacific	4-0	4-0	0-0	11/09/18
Penn	1-0	0-0	1-0	11/28/21
Portland State	1-0	1-0	0-0	11/25/15
Radford	1-0	1-0	0-0	12/17/17
Rhode Island	1-0	1-0	0-0	11/13/17
Rice	1-0	0-0	1-0	11/05/19
Saint Mary's	0-1	0-1	0-0	11/11/16
San Diego State	3-7	3-7	0-0	03/0/19
San Francisco	0-1	0-1	0-0	12/23/17
San Jose State	6-0	6-0	0-0	01/09/19
Santa Clara	2-0	2-0	0-0	11/15/17
South Carolina	2-1	0-0	2-1	01/18/22
South Dakota	1-0	0-0	1-0	11/22/19
South Dakota State	1-0	1-0	0-0	12/15/18
Southern	1-0	0-0	1-0	12/09/20
Southern Cal	1-0	1-0	0-0	12/01/18
Southern Illinois	1-0	1-0	0-0	12/22/17
Tennessee	2-3	0-0	2-3	03/05/22
Texas	1-0	1-0	0-0	03/16/18
Texas A&M	3-3	0-0	3-3	03/12/22
Texas Tech	1-0	0-0	1-0	03/21/21
TCU	1-1	0-1	1-0	01/25/20
Texas Southern	1-0	0-0	1-0	11/19/19
Texas Tech	0-1	0-1	0-0	12/05/17
Towson	1-0	1-0	0-0	12/21/16
Troy	• FIRST MEETING •			
Tulsa	2-0	1-0	1-0	12/14/19
UC Davis	1-0	1-0	0-0	12/19/17
UC Irvine	2-0	2-0	0-0	12/02/17
UC Santa Barbara	1-0	1-0	0-0	12/22/16
UNC Greensboro	• FIRST MEETING •			
UNC Asheville	• FIRST MEETING •			
UNLV	7-2	7-2	0-0	02/27/19
UT Arlington	1-0	0-0	1-0	12/02/20
Utah	1-0	1-0	0-0	12/29/18
Utah State	7-2	7-2	0-0	03/02/19
Valparaiso	1-0	0-0	1-0	12/21/19
Vanderbilt	3-1	0-0	3-1	01/04/22
Vermont	2-0	1-0	1-0	03/17/16
Washington	1-0	1-0	0-0	12/11/16
West Virginia	1-0	0-0	1-0	01/29/22
Western Kentucky	0-1	0-0	0-1	12/07/19
Wichita State	0-1	0-1	0-0	12/22/15
Wyoming	5-1	5-1	0-0	02/16/19
Totals	183-62	110-34	73-28	

MUSSELMAN VS. CONFERENCES

American Athletic	4-0	CAA	2-1	Ohio Valley	3-1
American East	2-0	C-USA	4-1	Pac-12	5-1
ACC	2-0	Horizon League	2-0	Patriot League	1-0
Atlantic Sun	2-0	Ind./Non D-1	2-0	SEC	35-23
Atlantic 10	3-0	Ivy League	1-0	SoCon	1-0
Big East	0-0	MAAC	1-1	Southland	2-0
Big Sky	6-0	Mid-American	1-0	SWAC	3-0
Big South	3-0	MEAC	0-0	Summit League	4-0
Big Ten	1-0	Missouri Valley	7-2	Sun Belt	4-0
Big 12	5-6	Mountain West	60-21	WCC	9-2
Big West	5-2	Northeast	0-0	WAC	3-0

MUSSELMAN RECORD BREAKDOWN

OVERALL:	183-62
- AT ARKANSAS.....	73-28
Home:.....105-11.....	47-6 at Arkansas
Away:.....48-35.....	14-16 at Arkansas
Neutral:.....30-16.....	12-6 at Arkansas
CONFERENCE GAMES:	87-38
- AT ARKANSAS.....	33-20
Home:.....53-11.....	22-6 at Arkansas
Away:.....34-27.....	11-14 at Arkansas
VS RANKED TEAMS:..10-11	AS RANKED TEAM: 65-19
- AT ARKANSAS..... 8-8	- AT ARKANSAS27-7
Home:.....4-3 / 4-3 at Ark	Home:.....32-1 / 14-0 at Ark
Away:.....2-4 / 2-3 at Ark	Away:.....15-7 / 3-1 at Ark
Neutral:.....4-3 / 2-1 at Ark	Neutral:.....18-10 / 10-5 at Ark
RECORD BY MONTH:	
November:.....40-4.....	15-0 at Arkansas
December:.....36-11.....	15-4 at Arkansas
January:.....38-17.....	14-11 at Arkansas
February:.....37-13.....	15-7 at Arkansas
March:.....29-17.....	13-6 at Arkansas
April:.....1-0.....	0-0 at Arkansas
WHEN LEADING AT HALFTIME:	140-7
at Arkansas.....	56-3
WHEN TRAILING AT HALFTIME:	40-54
at Arkansas.....	15-25
WHEN TIED AT HALFTIME:	4-1
at Arkansas.....	2-0
OUT-REBOUNDING OPP:	110-16
at Arkansas.....	40-6
BEING OUT-REBOUNDED:	62-43
at Arkansas.....	29-21
REBOUNDS ARE EVEN:	11-2
at Arkansas.....	4-1
WHEN SCORING FIRST:	109-27
at Arkansas.....	43-11
WHEN OPPONENT SCORES FIRST:	74-35
at Arkansas.....	30-17
ONE-POSSESSION GAMES:	23-14
at Arkansas.....	8-6
OVERTIME GAMES:	10-6
at Arkansas.....	4-3
GAMES DECIDED BY 1-5 PTS:	39-25
at Arkansas.....	15-11
GAMES DECIDED BY 6-10 PTS:	33-17
at Arkansas.....	18-9
GAMES DECIDED BY 11-19 PTS:	56-13
at Arkansas.....	23-5
GAMES DECIDED BY 20-PLUS PTS:	45-7
at Arkansas.....	17-3
SHOOTING 50 PERCENT OR BETTER:	56-2
at Arkansas.....	18-1
SHOOTING PCT. BETTER THAN OPP:	151-11
at Arkansas.....	62-6
SHOOTING PCT. WORSE THAN OPP:	31-50
at Arkansas.....	11-22
SHOOTING PCT. SAME AS OPP:	1-1
at Arkansas.....	0-0
OUT-SCORING OPP BENCH:	88-9
at Arkansas.....	35-8
OUT-SCORED BY OPP BENCH:	88-43
at Arkansas.....	35-19
BENCH SCORING EVEN:	7-1
at Arkansas.....	3-1

MOST POINTS BY A MUSSELMAN TEAM

NOTE: MISSING RESULTS FROM RAPID CITY (CBA) AND FLORIDA (USBL)			
142	Arkansas	Mississippi Valley State	11/25/20 W, 142-62
138	LA D-Fenders	Erie BayHawks	02/06/12 W, 138-107
135	LA D-Fenders	Stockton Kings	11/28/11 W, 135-103
135	Sacramento	Charlotte Bobcats	02/28/07 W, 135-120
135	Golden State	Orlando Magic	11/16/02 W, 135-92
133	Golden State	at Milwaukee Bucks	03/08/03 L, 133-138 (OT)
132	LA D-Fenders	Rio Grande Valley Vipers	12/05/11 W, 132-126
128	Sacramento	Los Angeles Lakers	12/29/06 L, 128-132 (OT)
128	Golden State	Utah Jazz	04/08/03 W, 128-102
127	LA D-Fenders	Canton Charge	01/30/12 W, 127-87
127	Reno	Idaho Stampede	12/01/10 W, 127-117
126	Reno	Rio Grande Valley Vipers	004/20/11 L, 126-134

PLAYER GAME HIGHS:

MOST POINTS:	
at Nevada:	45 Jordan Caroline at New Mexico 01/07/17
	40 Jordan Caroline at Colorado St 02/06/19
	37 D.J. Fenner vs UNLV 02/08/17
	34 Marqueeze Coleman at Hawai'i 11/16/15
	33 Caleb Martin at Utah 12/29/18
	32 Marcus Marshall at Wyoming 01/14/17
	32 Marcus Marshall at Washington 12/11/16
	32 Tyrone Criswell vs Eastern Washington 03/21/16
	30 4x
at Arkansas:	41 Mason Jones vs Tulsa 12/14/19
	40 Mason Jones vs Auburn 02/04/20
	38 Mason Jones vs Miss State 02/15/20
	37 Mason Jones vs Tennessee 02/26/20
	36 Mason Jones vs LSU 03/04/20
	34 Mason Jones vs South Carolina 01/29/20
	34 Isaiah Joe at Ole Miss 01/11/20
	33 Isaiah Joe vs Texas Southern 11/19/19
	32 Mason Jones vs Rice 11/05/19
	31 Stanley Umude at Georgia 02/02/22
	31 JD Notae at Texas A&M 01/08/22
	30 5x - Last: JD Notae vs Kentucky 02/26/22
Season Opener: 32 Mason Jones vs Rice 11/05/19	
SEC Opener 17 Isaiah Joe & Mason Jones vs TX A&M 01/04/20	
SEC Game: 40 Mason Jones vs Auburn 02/04/20	
SEC Tourney: 28 Moses Moody vs LSU 03/13/20	
NCAA Tourney: 27, Justin Smith vs Colgate 03/19/21	
Bud Walton: 41 Mason Jones vs Tulsa 12/14/19	
Road Game: 34 Isaiah Joe at Ole Miss 01/11/20	
Neutral Site: 28 Moses Moody vs LSU 03/13/20	
Ranked Opp: 40 Mason Jones vs Auburn 02/04/20	
Frosh: 28 (4x) Moses Moody (Bama, USC, TX A&M, LSU)	
Soph: 34 Isaiah Joe at Ole Miss 01/11/20	
Junior: 41 Mason Jones vs Tulsa 12/14/19	
Senior+: 31 (2x) Notae at TX A&M and Umude at Georgia	
MOST FIELD GOALS MADE:	
at Nevada:	17 Jordan Caroline at New Mexico 01/07/17
	13 Cody Martin vs Utah State 02/17/18
	12 Jordan Caroline at UNLV 02/25/17
	12 Cameron Oliver vs Eastern Washington 03/21/16
	12 D.J. Fenner v UNLV 02/08/17
at Arkansas:	14 Jimmy Whitt Jr. vs Vanderbilt 01/15/20
	12 Stanley Umude at Georgia 02/02/22
	12 Mason Jones vs Auburn 02/04/20
	12 Mason Jones vs Tulsa 12/14/19
	12 Mason Jones vs Rice 11/05/19
MOST 3-POINTERS MADE:	
at Nevada:	8 Marcus Marshall at UNLV 02/25/17
	7 6x
at Arkansas:	8 Mason Jones at Texas A&M 03/07/20
	7 Isaiah Joe at Ole Miss 01/11/20
	6 Stanley Umude at Missouri 02/15/22
	6 Stanley Umude at Georgia 02/02/22
	6 Isaiah Joe at Texas A&M 03/07/20
	6 Isaiah Joe at Indiana 12/29/19
	6 Isaiah Joe vs Texas Southern 11/19/19
MOST FREE THROWS MADE:	
at Nevada:	15 Marcus Marshall vs Boise State 02/22/17
	15 Marqueeze Coleman vs UNLV 01/23/16
	15 Marqueeze Coleman at Hawai'i 11/16/15
	14 Jordan Caroline vs Rhode Island 11/13/17
	14 Marcus Marshall at Wyoming 01/14/17
at Arkansas:	18 Mason Jones vs Miss State 02/15/20
	16 Moses Moody vs Alabama 02/24/21
	15 Mason Jones vs South Carolina 01/29/20
	13 JD Notae vs Kentucky 02/26/22
	12 4x - Last Chris Lykes vs Elon 12/21/21
MOST REBOUNDS:	
at Nevada:	24 Cameron Oliver vs Fresno State 02/1/16
	21 Cameron Oliver at UNLV 02/20/16
	17 Cameron Oliver vs Colorado State 03/04/17
	16 6x
at Arkansas:	17 Justin Smith vs Oral Roberts 12/20/20
	16 Jaylin Williams vs Tennessee 02/19/22
	16 Connor Vanover vs North Texas 11/28/20
	15 Jaylin Williams vs New Mexico St 03/19/22
	15 Jaylin Williams vs West Virginia 01/29/22
	15 Jimmy Whitt Jr. vs LSU 03/04/20
	14 Justin Smith vs Oral Roberts 03/27/21
	13 2x - Jaylin Williams at LSU and UCLA
Season Opener: 11 Au'Diese Toney vs Mercer 11/09/21	
SEC Opener 6 Mason Jones vs Texas A&M 01/04/20	
SEC Game: 16 Jaylin Williams vs Tennessee 02/19/22	
SEC Tourney: 11 Jaylin Williams vs LSU 03/11/22	
NCAA Tourney: 15 Jaylin Williams vs New Mexico St 03/19/22	
Bud Walton: 17 Justin Smith vs Oral Roberts 12/20/20	
Road Game: 13 Jaylin Williams at LSU 01/15/22	
Neutral Site: 15 Jaylin Williams vs New Mexico St 03/19/22	
Ranked Opp: 16 Jaylin Williams vs #16 Tennessee 02/19/22	
Frosh: 10 (5x) last by Jaylin Williams vs Texas Tech 03/21/21	
Soph: 16 (2x) last Jaylin Williams vs Tennessee 02/19/22	
Junior: 12 Mason Jones vs South Carolina 01/29/20	
Senior+: 17 Justin Smith vs Oral Roberts 12/20/20	

MOST OFFENSIVE REBOUNDS:

at Nevada:	11 AJ West at Pacific 11/21/15
	8 Cameron Oliver vs Fresno State 02/1/16
at Arkansas:	11 Justin Smith vs Oral Roberts 03/27/21
	10 Justin Smith vs Oral Roberts 12/12/20
	6 Au'Diese Toney vs Cincinnati 11/23/21
	6 Justin Smith vs UT Arlington 12/02/20
	6 Reggie Chaney at Missouri 02/08/20
	5 9x - Last: Au'Diese Toney vs AUB 02/08/22

MOST DEFENSIVE REBOUNDS:

at Nevada:	16 Cameron Oliver vs Fresno State 02/1/16
	14 Cameron Oliver vs Colorado State 03/04/17
	14 Cameron Oliver at Wyoming 01/4/17
	13 Cameron Oliver vs Colorado State 03/11/17
	13 Cameron Oliver at Air Force 02/15/17
at Arkansas:	15 Jaylin Williams vs Tennessee 02/19/22
	15 Jaylin Williams vs West Virginia 01/29/22
	14 Connor Vanover vs North Texas 11/28/20
	14 Jimmy Whitt Jr. vs LSU 03/04/20
	13 Jaylin Williams vs New Mexico St 03/19/22
	13 Jaylin Williams at LSU 01/15/22
	11 Jaylin Williams vs Gonzaga 03/24/22
	11 Jaylin Williams vs Auburn 08/29/22
	11 Jaylin Williams vs UCLA 12/01/21
	11 Mason Jones vs South Carolina 01/29/20

MOST ASSISTS:

at Nevada:	11 Cody Martin vs BYU 11/06/18
	11 Cody Martin vs Colorado State 02/25/18
	11 Marqueeze Coleman vs Holy Names 11/30/15
	10 Cody Martin vs Little Rock 11/16/18
	10 Cody Martin vs Pacific 11/09/18
	10 Marcus Marshall vs Colorado State 03/04/17
at Arkansas:	11 Jalen Tate vs UCA 12/12/12
	10 Jalen Tate vs Georgia 01/09/21
	9 Mason Jones at Ole Miss 01/11/20
	8 JD Notae vs Kentucky 02/26/22
	8 Davonte Davis vs Charlotte 12/07/21
	8 Jalen Tate at Vanderbilt 01/23/21
	8 Mason Jones vs Vanderbilt 01/15/20

Season Opener: 7 Isaiah Joe vs Rice 11/05/19

SEC Opener 5 Jalen Harris vs Texas A&M 01/04/20

SEC Game: 10 Jalen Tate vs Georgia 01/09/21

SEC Tourney: 6 Mason Jones vs Vanderbilt 03/11/20

NCAA Tourney: 2 (2x) last JD Notae vs Gonzaga 03/24/22

Bud Walton: 11 Jalen Tate vs Central Arkansas 12/12/12

Road Game: 9 Mason Jones at Ole Miss 01/11/20

Neutral Site: 6 Jalen Tate vs Oral Roberts 03/27/21

Ranked Opp: 6 (2x) last JD Notae vs Gonzaga 03/24/22

Frosh: 6 Davonte Davis (2x) vs Georgia and vs LSU

Soph: 8 Davonte Davis vs Charlotte 12/07/21

Junior: 9 Mason Jones at Ole Miss 01/11/20

Senior+: 11 Jalen Tate vs Central Arkansas 12/12/12

MOST STEALS:

at Nevada:	5 Caleb Martin vs California Baptist 11/19/18
	5 Jordan Caroline at San Diego St 02/12/17
	5 Marqueeze Coleman at New Mexico 12/30/15
	4 17x

at Arkansas: 8 JD Notae vs New Mexico St 03/19/22

7 JD Notae vs Mercer 11/09/21

7 JD Notae vs Vanderbilt 01/04/22

6 Jaylin Williams vs Texas A&M 01/22/22

5 7x: last Davonte Davis vs AUB 02/08/22

Season Opener: 7 JD Notae vs Mercer 11/09/21

SEC Opener 3 Mason Jones vs Texas A&M 01/04/20

SEC Game: 7 JD Notae vs Vanderbilt 01/04/21

SEC Tourney: 4 Notae vs LSU 03/11/22 & Davis vs LSU 03/13/20

NCAA Tourney: 8 JD Notae vs New Mexico St 03/09/22

Bud Walton: 7 JD Notae vs Mercer 11/09/21

Road Game: 5 (2x) last JD Notae at South Carolina

Neutral Site: 8 JD Notae vs New Mexico St 03/09/22

Ranked Opp: 4 Desi Sills vs Auburn 02/04/20

Frosh: 4 Davonte Davis vs LSU 03/13/20

Soph: 6 Jaylin Williams vs Texas A&M 01/22/22

Junior: 5 (4x) last JD Notae vs Colgate 03/19/21

Senior+: 8 JD Notae vs New Mexico St 03/09/22

MOST BLOCKED SHOTS:

at Nevada:	6 Cameron Oliver vs Morehead State 04/01/16
	5 7x

at Arkansas: 6 Connor Vanover vs North Texas 11/28/20

5 Connor Vanover at Oklahoma St. 01/30/21

5 Connor Vanover vs Ole Miss 01/27/21

5 Adrio Bailey vs Valpo 12/21/19

5 Adrio Bailey vs Texas Southern 11/19/19

4 7x - Last Jaylin Williams vs LSU 03/11/22

Season Opener: 3 Connor Vanover vs Miss Valley 11/25/20

SEC Opener: 3 Jaylin Williams at Mississippi State 12/29/21

SEC Game: 5 Connor Vanover vs Ole Miss 01/27/21

SEC Tourney: 4 Jaylin Williams vs Tennessee 02/19/22

NCAA Tourney: 3 Moses Moody vs Oral Roberts 03/27/21

Bud Walton: 6 Connor Vanover vs North Texas 11/28/20

Road Game: 5 Connor Vanover at Oklahoma State 01/30/21

Neutral Site: 5 Adrio Bailey vs Valpo 12/21/19

Ranked Opp: 4 Jalen Tate vs Alabama 02/24/21

Frosh: 4 Jaylin Williams vs LSU 02/27/21

Soph: 6 Connor Vanover vs North Texas 11/28/20

Junior: 3 (2x) last Ethan Henderson vs LSU 03/13/21

Senior+: 5 Adrio Bailey 2x

TEAM GAME HIGHS:

MOST POINTS:			
at Nevada:	119	vs Fresno State 12/09/15	W, 119-70
	110	vs UMass 11/23/18	W, 110-87
	108	vs Holy Names 11/30/15	W, 108-57
	105	at New Mexico 01/07/17	W, 105-104 (OT)
	104	vs UNLV 02/08/17	W, 104-77
	103	at Wyoming 01/24/18	L, 103-104 (2OT)
	102	vs Fresno State 01/31/18	W, 102-92
	101	at UNLV 02/28/18	W, 101-75
	100	vs Colorado State 01/23/19	W, 100-60

at Arkansas:	142	vs Mississippi Valley 11/25/20	W, 142-62
	101	at South Carolina 03/02/21	W, 101-73
	100	vs Central Arkansas 12/12/12	W, 100-75
	99	at Georgia 02/02/22	W, 99-73
	99	vs Georgia 01/09/21	W, 99-69
	99	vs LSU 03/04/20	W, 99-90
	98	vs Tulsa 12/14/19	W, 98-79
	97	vs Central Arkansas 12/01/21	W, 97-60
	97	at Auburn 12/30/20	W, 97-89

MOST FIELD GOALS MADE:			
at Nevada:	40	vs UMass 11/23/18	
	40	vs Fresno State 12/09/15	
	40	vs Holy Names 11/30/15	
	38	vs San Jose State 0/09/19	
	38	vs UNLV 02/08/17	

at Arkansas:	48	vs Mississippi Valley 11/25/20	
	40	at Georgia 02/02/22	
	40	vs Central Arkansas 12/01/21	
	40	vs Central Arkansas 12/12/20	
	37	at South Carolina 03/02/21	
	37	vs Rice 11/05/19	

MOST FIELD GOALS ATTEMPTED:			
at Nevada:	80	at UNLV 02/20/16	
	77	vs Colorado State 02/25/18	
	75	at New Mexico 01/07/17	
	74	3x last vs Wyoming 01/03/18	

at Arkansas:	86	vs Mississippi Valley 11/25/20	
	77	vs Oral Roberts 12/20/20	
	76	at LSU 01/13/21	
	76	vs Central Arkansas 12/12/20	
	73	vs Central Arkansas 12/01/21	
	72	vs Gonzaga 03/24/22	
	71	at Georgia 02/02/22	

BEST FIELD GOAL PERCENTAGE:			
at Nevada:	.615 (40-65)	vs UMass 11/23/18	
	.597 (40-67)	vs Fresno State 12/09/15	
	.597 (40-67)	vs Holy Names 11/30/15	
	.593 (32-54)	at Utah State 02/17/18	
	.589 (33-56)	vs Fresno State 01/31/18	

at Arkansas:	.571 (36-63)	at Vanderbilt 01/23/21	
	.567 (34-60)	vs Little Rock 12/04/21	
	.567 (34-60)	vs Tulsa 12/14/19	
	.563 (40-71)	at Georgia 02/02/22	
	.558 (48-86)	vs Mississippi Valley 11/25/20	
	.552 (37-67)	at South Carolina 03/02/21	
	.552 (37-67)	vs Rice 11/05/19	

MOST 3-POINT FIELD GOALS MADE:			
at Nevada:	17	at Pacific 11/18/17	
	15	vs Pacific 11/09/18	
	15	at Air Force 01/06/18	
	15	at Santa Clara 11/15/17	
	15	at New Mexico 01/07/17	

at Arkansas:	20	vs Mississippi Valley 11/25/20	
	15	at Georgia 02/02/22	
	15	at South Carolina 03/02/21	
	14	at Texas A&M 03/07/20	
	13	vs Gardner-Webb 11/13/21	

MOST 3-POINT FIELD GOALS ATTEMPTED:			
at Nevada:	39	vs South Dakota State 12/15/18	
	37	at Fresno State 01/12/19	
	37	vs San Jose State 02/21/18	
	34	vs San Jose State 01/09/19	
	34	at Pacific 11/18/17	

at Arkansas:	40	vs Mississippi Valley 11/25/20	
	34	vs Lipscomb 12/05/20	
	33	at South Carolina 03/02/21	
	33	vs Southern 12/09/20	
	32	at Texas A&M 03/07/20	

BEST 3-POINT FIELD GOAL PERCENTAGE:			
at Nevada:	.600 (6-10)	vs Morehead State 03/30/16	
	.588 (10-17)	at Fresno State 12/27/17	
	.579 (11-19)	vs Southern Illinois 12/22/17	
	.550 (11/20)	vs Oakland 11/23/16	

at Arkansas:	.667 (6-9)	vs TCU 01/25/20	
	.571 (12-21)	vs Georgia 01/09/21	
	.536 (15-28)	at Georgia 02/02/22	
	.524 (11-21)	at Missouri 02/15/22	
	.500 (20-40)	vs Mississippi Valley 11/25/20	
	.481 (13-27)	vs Gardner-Webb 11/13/21	

MOST FREE THROWS MADE:			
at Nevada:	39	vs Morehead State 04/01/16	
	36	vs Rhode Island 11/13/17	
	35	vs Tulsa 11/22/18	
	31	at Wyoming 01/14/17	

at Arkansas:	36	vs LSU 03/04/20	
	29	vs Elon 12/21/21	
	28	vs West Virginia 01/29/22	
	28	at Missouri 02/08/20	
	27	vs South Carolina 01/18/22	
	27	vs Kansas State 11/22/21	
	27	vs Alabama 02/24/21	
	27	vs Tennessee 02/26/20	

MOST FREE THROWS ATTEMPTED:			
at Nevada:	45	vs Morehead State 04/01/16	
	44	vs Rhode Island 11/13/17	
	43	at Pacific 11/21/15	
	42	vs Tulsa 11/22/18	

at Arkansas:	54	vs LSU 03/04/20	
	43	vs Alabama 02/24/21	
	40	vs South Carolina 01/29/20	
	39	at Missouri 02/08/20	
	36	at Tennessee 02/11/20	

BEST FREE THROW PERCENTAGE:			
at Nevada:	.929 (13-14)	vs Loyola-Chicago 03/22/18	
	.929 (13-14)	at Cal State Fullerton 11/28/15	
	.900 (18-20)	at Pacific 11/18/17	
	.889 (16-18)	at Fresno State 12/27/17	

at Arkansas:	1.000 (11-11)	vs Duke 03/26/22	
	.944 (17-18)	vs Oklahoma 12/11/21	
	.944 (17-18)	at LSU 01/08/20	
	.929 (13-14)	vs Mississippi State 02/02/21	
	.923 (12-13)	at South Carolina 03/02/21	
	.917 (11-12)	vs South Dakota 11/22/19	

MOST REBOUNDS:			
at Nevada:	61	at Pacific 11/21/15	
	60	vs Fresno Pacific 12/09/15	
	57	vs Fresno State 02/13/16	
	53	at UNLV 02/20/16	
	50	vs San Jose State 12/28/16	

at Arkansas:	58	Oral Roberts 12/20/20	
	58	vs Mississippi Valley 11/25/20	
	54	vs Lipscomb 12/05/20	
	47	vs Central Arkansas 12/01/21	
	46	at Alabama 02/12/22	
	46	at Texas A&M 01/08/22	
	46	vs Southern 12/09/20	

MOST OFFENSIVE REBOUNDS:			
at Nevada:	25	at Pacific 11/21/15	
	19	vs Fresno Pacific 12/09/15	
	19	vs Fresno State 02/13/16	
	19	vs Florida 03/21/19	

at Arkansas:	24	vs Oral Roberts 12/20/20	
	21	at Alabama 02/12/22	
	20	at Texas A&M 01/08/22	
	20	vs Mississippi Valley 11/25/20	
	18	vs Cincinnati 11/23/21	
	18	vs Oral Roberts 03/27/21	

MOST DEFENSIVE REBOUNDS:			
at Nevada:	43	vs Fresno State 02/13/16	
	42	vs San Jose State 12/28/16	
	41	vs Fresno Pacific 12/09/15	
	40	vs Little Rock 11/16/18	

at Arkansas:	44	vs Lipscomb 12/05/20	
	38	vs Mississippi Valley 11/25/20	
	36	vs LSU 02/27/21	
	36	vs Valparaiso 12/21/19	
	35	vs Rice 11/05/19	

MOST ASSISTS:			
at Nevada:	29	vs Holy Names 11/30/15	
	27	at Santa Clara 11/15/17	
	25	vs Illinois State 11/29/17	
	25	at New Mexico 01/07/17	
	24	vs UC Davis 12/19/17	

at Arkansas:	26	vs Central Arkansas 12/12/20	
	26	vs Mississippi Valley 11/25/20	
	23	at Georgia 02/02/22	
	23	vs Gardner-Webb 11/13/21	
	22	vs Central Arkansas 12/01/21	
	22	at Vanderbilt 01/23/21	

MOST STEALS:			
at Nevada:	15	vs San Jose State 01/09/19	
	15	vs Utah State 01/02/19	
	12	vs New Mexico 01/28/17	
	13	at New Mexico 12/30/15	
	11	4x	

at Arkansas:	16	vs Central Arkansas 12/01/21	
	15	at Georgia Tech 11/25/19	
	14	vs Texas A&M 01/22/22	
	14	at Auburn 02/04/20	
	14	vs Rice 11/05/19	
	13	4x: last vs Missouri 01/12/22	

MUSS TEAMS IN THE NCAA/CONFERENCE STATS									
	2015-16	2016-17	2017-18	2018-19	2019-20	2020-21	2021-22		
3-pt FG Att	176 / 8	372 / 8	29 / 2	51 / 2	115 / 5	26 / 3	105 / 7		
A-Turnover Ratio	232 / 9	13 / 1	2 / 1	15 / 1	140 / 4	103 / 2	110 / 4		
Assists/Gm	220 / 9	32 / 1	27 / 2	51 / 2	75 / 3	226 / 10	80 / 4	116 / 7	
Blocks/Gm	7 / 1	64 / 3	74 / 2	100 / 2	84 / 9	17 / 4	71 / 8		
Def Reb/Gm	19 / 1	31 / 2	92 / 6	31 / 2	287 / 12	33 / 2	52 / 3		
Fewest Fouls	342 / 11	105 / 3	253 / 9	184 / 6	322 / 12	329 / 13	323 / 10		
Fewest TO	335 / 11	59 / 1	24 / 1	21 / 1	59 / 1	320 / 10	291 / 7		
FG Pct	251 / 9	146 / 5	60 / 3	68 / 4	147 / 6	100 / 4	218 / 10		
FG Pct Defense	28 / 2	120 / 7	140 / 4	42 / 3	169 / 12	70 / 5	58 / 4		
FT Attempts	2 / 1	13 / 1	16 / 2	16 / 1	8 / 2	5 / 1	1 / 1		
FT Made	1 / 1	24 / 2	9 / 2	17 / 1	3 / 1	2 / 1	1 / 1		
FT Pct	43 / 2	159 / 6	66 / 2	167 / 6	102 / 6	68 / 4	32 / 1		
Off Reb/Gm	76 / 2	132 / 3	255 / 7	205 / 6	325 / 14	44 / 8	107 / 11		
Fouls/Gm	275 / 8	35 / 1	95 / 1	126 / 3	311 / 11	131 / 3	189 / 6		
Reb Margin	4 / 2	72 / 1	232 / 81	97 / 3	342 / 14	56 / 3	89 / 6		
Scoring Defense	177 / 5	151 / 6	191 / 6	55 / 1	185 / 9	189 / 8	145 / 9		
Scoring Margin	117 / 5	39 / 1	27 / 1	9 / 1	70 / 4	24 / 1	53 / 5		
Scoring Offense	113 / 5	37 / 1	18 / 2	28 / 1	56 / 5	11 / 2	50 / 4		
Steals/Gm	98 / 3	262 / 8	174 / 6	172 / 4	41 / 1	48 / 4	72 / 8		
3 Pt FG Defense	59 / 2	18 / 2	28 / 1	113 / 3	1 / 1	174 / 9	125 / 11		
3 PT FG/Game	323 / 11	33 / 2	31 / 3	74 / 3	143 / 4	169 / 5	279 / 11		
3 PT FG Pct	314 / 11	42 / 1	26 / 2	155 / 6	175 / 5	198 / 7	320 / 11		
3 PT FGM	251 / 9	22 / 2	15 / 2	59 / 2	129 / 4	39 / 4	182 / 7		
Total Assists	112 / 2	30 / 2	10 / 1	69 / 2	251 / 10	12 / 1	40 / 4		
Total Blocks	3 / 1	50 / 3	44 / 1	88 / 2	81 / 7	3 / 2	37 / 5		
Total Rebounds	2 / 1	25 / 3	44 / 2	63 / 2	306 / 14	4 / 3	8 / 2		
Total Rebs/Gm	18 / 1	41 / 1	171 / 6	72 / 4	322 / 14	18 / 2	50 / 5		
Total Steals	40 / 3	208 / 9	85 / 2	157 / 4	34 / 1	5 / 2	25 / 6		
Turnover Margin	184 / 5	169 / 7	22 / 2	22 / 1	9 / 1	58 / 2	40 / 4		
Turnovers Forced	154 / 5	306 / 10	191 / 6	127 / 3	29 / 1	52 / 7	42 / 5		
Fewest TO/Gm	208 / 7	26 / 2	4 / 1	13 / 1	47 / 1	151 / 3	133 / 4		
W-L Pct	93 / 3	17 / 1	17 / 1	7 / 1	89 / 5	17 / 2	36 / 4		

MOST BLOCKED SHOTS:			
at Nevada:	11	at Oregon State 12/05/15	
	10	at Wyoming 01/20/16	
	10	vs Holy Names 11/30/15	
	9	vs UNLV 03/08/18	
	9	at New Mexico 01/07/17	

at Arkansas:	11	vs Alabama 02/24/21	
	10	vs Elon 12/21/21	
	10	vs Texas Southern 11/19/19	
	8	vs Central Arkansas 12/12/20	
	8	vs Southern 12/09/20	
	8	vs North Texas 11/28/20	
	8	at Texas A&M 03/07/20	
	8	vs Valparaiso 12/21/19	

MOST TURNOVERS:			
at Nevada:	21	at Texas Tech 12/05/17	
	21	vs Morehead State 03/30/16	
	20	vs Fresno Pacific 12/09/15	
	20	at San Diego State 03/11/16	

at Arkansas:	21	vs Rice 11/05/19	
	20	vs Missouri 03/12/21	
	20	at Tennessee 01/06/21	
	20	vs Austin Peay 12/03/19	</

FG PCT	.588 (30-51)	vs Mississippi State 02/15/20
	.567 (38-67)	at Georgia 02/29/20
	.564 (31-55)	at Texas A&M 01/09/22
	.549 (28-51)	vs Oklahoma 12/11/21
	.547 (29-53)	vs Duke 03/26/22
3 PT MADE	17	vs Northern Iowa 11/17/21
	15	at Alabama 01/16/21
	15	at Auburn 12/30/20
	14	at Kentucky 02/09/21
	13	vs Oklahoma 12/11/21
	13	vs Gardner-Webb 11/13/21
	13	vs Mercer 11/09/21
	13	at Missouri 02/13/21
	13	vs Mississippi Valley 11/25/20
3 PT ATT	39	vs Mississippi Valley 11/25/20
	37	vs Northern Iowa 11/17/21
	33	vs Alabama 02/24/21
	32	vs Auburn 02/08/22
	32	at Missouri 02/13/21
3 PT PCT	.667 (12-18)	at Tennessee 03/05/22
	.591 (13-22)	vs Oklahoma 12/11/21
	.538 (14-26)	at Kentucky 02/09/21
	.533 (8-15)	vs Texas A&M 03/12/22
	.533 (8-15)	vs Baylor 03/29/21
FT MADE	34	at Missouri 02/08/20
	28	vs Missouri 01/02/21
	27	vs LSU 03/11/22
	27	at Mississippi State 01/22/20
	25	at Ole Miss 01/11/20
FT ATTEMPTS	44	at Missouri 02/08/20
	39	vs Missouri 01/02/21
	33	vs South Carolina 01/29/20
	31	vs LSU 03/11/22
	31	at Texas A&M 03/07/20
	31	at Mississippi State 01/22/20
FT PCT	1.000 (13-13)	at Ole Miss 01/26/22
	1.000 (14-14)	vs Florida 02/16/21
	.962 (25-26)	at Ole Miss 01/11/20
	.950 (19-20)	vs Texas A&M 10/12/22
	.947 (18-19)	vs LSU 03/02/22
REBOUNDS	60	vs Auburn 02/08/22
	53	at LSU 01/08/20
	52	at Missouri 02/08/20
	51	vs Missouri 01/02/21
OFF REB	24	vs Auburn 02/08/22
	23	at LSU 01/08/20
	22	vs LSU 03/02/22
	16	vs Kentucky 02/26/22
DEF REB	41	vs Missouri 01/02/21
	37	at Georgia Tech 11/25/19
	36	vs Auburn 02/08/22
	35	vs Kentucky 01/18/20
ASSISTS	18	vs Texas A&M 03/12/22
	18	vs Oklahoma 12/11/21
	18	at Kentucky 02/09/21
	17	at Alabama 01/16/21
	17	8x (5 this year) last at Tennessee 03/05/22
STEALS	12	at Mississippi State 12/29/21
	12	at Alabama 01/16/21
	11	vs Texas A&M 01/22/22
	10	at Texas A&M 01/08/22
	10	vs LSU 03/13/21
	10	at Oklahoma State 01/30/21
	10	at Tennessee 01/06/21
	10	vs Northern Kentucky 11/30/19
BLOCKS	9	at Texas A&M 01/08/22
	9	vs Auburn 01/20/21
	9	at Tennessee 01/06/21
	7	at Oklahoma State 01/30/21
	7	vs Oral Roberts 12/20/20
TURNOVERS	27	vs Rice 11/05/19
	26	vs Mississippi State 02/02/21
	25	vs Central Arkansas 12/01/21
	24	at Georgia Tech 11/25/19
	24	vs Texas Southern 11/19/19
FOULS	35	vs LSU 03/04/20
	33	vs South Carolina 01/29/20
	32	vs Alabama 02/24/21
	29	vs West Virginia 01/29/22
	29	vs Missouri 01/02/21

ARKANSAS TEAM GAME LOWS:

FEWEST PTS	53	vs New Mexico State 03/19/22
	58	vs Tennessee 02/19/22
	59	at Alabama 01/16/21
	59	at Florida 02/18/20
	61	vs Mississippi State 02/02/21
	61	at Tennessee 02/11/20
FEWEST FG	14	vs New Mexico State 03/19/22
	15	at Tennessee 02/11/20
	18	vs Tennessee 02/19/22
	19	vs Missouri 01/02/21
	19	vs Kentucky 01/18/20
FEWEST FGA	45	vs North Texas 11/12/19
	46	vs Austin Peay 12/03/19
	49	at Tennessee 02/11/20
LOWEST FG%	.275 (14-51)	vs New Mexico State 03/19/22
	.268 (19-71)	vs Missouri 01/02/21
	.305 (18-59)	vs Tennessee 02/19/22
	.306 (15-49)	at Tennessee 02/11/20
	.314 (22-70)	at Alabama 02/12/22
FEWEST 3PT FG	0	vs South Carolina 01/18/22
	1	vs Oral Roberts 03/27/21
	2	vs Mississippi State 02/02/21
	3	vs New Mexico State 03/19/22
	3	vs Texas A&M 03/12/22
	3	vs West Virginia 01/29/22
	3	vs Charlotte 12/07/21
	3	vs Penn 11/28/21
	3	vs Cincinnati 11/23/21
	3	vs Kansas State 11/22/21
	3	3 other times
FEWEST 3 FGA	9	vs Oral Roberts 03/27/21
	9	vs TCU 01/25/20
	11	vs South Carolina 01/18/22
	11	vs Baylor 03/29/21
	13	vs Charlotte 12/07/21
LOWEST 3 PT%	.000 (0-1)	vs South Carolina 01/18/22
	.111 (1-9)	vs Oral Roberts 03/27/21
	.118 (2-17)	vs Mississippi State 02/02/21
	.136 (3-22)	vs Kansas State 11/22/21
	.167 (3-18)	vs LSU 03/12/22
	.167 (4-24)	at Oral Roberts 12/20/20
	.167 (3-18)	vs Northern Kentucky 11/30/19
FEWEST FT	4	at Georgia 02/02/22
	4	at Oklahoma State 01/30/21
	6	at Mississippi State 01/22/20
	7	vs Rice 11/05/19
FEWEST FTA	7	at Georgia 02/02/22
	7	at Oklahoma State 01/30/21
	8	at Ole Miss 01/26/22
	8	vs Central Arkansas 12/12/20
LOWEST FT%	.471 (8-17)	vs Southern 12/09/20
	.500 (13-26)	vs Central Arkansas 12/01/21
	.533 (8-15)	vs Vanderbilt 01/15/20
	.545 (6-11)	at Mississippi State 01/22/20
	.563 (9-16)	vs Penn 11/28/21
FEWEST REBS	23	vs Missouri 02/22/20
	24	vs North Texas 11/12/19
	24	at LSU 01/08/20
	25	vs Duke 03/26/22
	25	at Texas A&M 03/07/20
FEWEST OFF REB	2	vs Missouri 02/22/20
	3	vs New Mexico State 03/19/22
	3	at LSU 01/08/20
	3	at Georgia Tech 11/25/19
	4	at Ole Miss 01/26/22
	4	vs North Texas 11/12/19
FEWEST DEF REB	15	at Florida 02/18/20
	17	vs Duke 03/26/22
	18	at Tennessee 02/11/20
	18	vs TCU 01/25/20
	19	vs Mississippi State 02/15/20
FEWEST ASSISTS	6	at Tennessee 02/11/20
	7	vs Kansas State 11/22/21
	7	vs Missouri 01/02/21
	7	at Alabama 02/01/20
	8	8x - last vs South Carolina 01/18/22
FEWEST STEALS	0	vs Texas Tech 03/21/21
	2	vs New Mexico State 03/19/22
	2	at Tennessee 01/06/21
	4	vs West Virginia 01/29/22
	4	at Western Kentucky 12/07/19
	4	vs Mississippi State 02/15/20
	4	vs LSU 03/04/20
FEWEST BLOCKS	0	at Alabama 02/12/22
	1	vs New Mexico State 03/19/22
	1	vs Texas Tech 03/21/21
	1	vs Georgia 01/09/21
	1	vs Northern Kentucky 11/30/19
	1	vs South Carolina 01/29/20
	1	vs Mississippi State 02/15/20
	1	at Florida 02/18/20
FEWEST TO	5	vs New Mexico State 03/19/22
	5	vs Northern Iowa 11/17/21
	5	vs LSU 03/04/20
	6	at Florida 02/22/22
	6	vs Mississippi State 02/05/22
	6	at Kentucky 02/09/21
	6	at Georgia 02/29/20

FOULS	6	vs Mercer 11/09/21
	10	vs Southern 12/09/20
	12	vs Mississippi Valley 11/25/20
	14	6x: Last: at Ole Miss 01/26/22

OPPONENT GAME LOWS (at Ark):

FEWEST PTS	43	vs Missouri 01/12/22
	43	vs Rice 11/05/19
	43	vs North Texas 11/12/19
	44	vs Southern 12/09/20
	45	vs Mississippi State 02/02/21
FEWEST FG	14	vs Missouri 01/12/22
	15	vs Mississippi State 02/02/21
	15	vs Lipscomb 12/05/20
	16	vs Tennessee 02/19/22
	16	vs Rice 11/05/19
FEWEST FGA	45	vs Texas A&M 01/04/20
	46	at Florida 02/18/20
	48	vs Vanderbilt 01/15/20
	48	vs Missouri 01/12/22
LOWEST FG%	.254 (15-59)	vs Lipscomb 12/05/20
	.271 (16-59)	vs Tennessee 02/19/22
	.286 (18-63)	vs Southern 12/09/20
	.286 (16-56)	vs Rice 11/05/19
	.292 (14-48)	vs Missouri 01/12/22
FEWEST 3PT FG	1	vs Ole Miss 01/27/21
	1	vs Southern 12/09/20
	2	vs Missouri 01/12/22
	2	vs North Texas 11/28/20
	2	vs Rice 11/05/19
	2	vs North Texas 11/12/19
	2	vs Montana 11/16/19
	2	vs Texas Southern 11/19/19
	2	at Georgia Tech 11/25/19
FEWEST 3 FGA	7	vs Mississippi State 02/15/20
	10	vs Duke 03/26/22
	11	vs Texas Southern 11/19/19
	12	vs Mississippi State 02/05/22
	12	vs South Dakota 11/22/19
	12	at Georgia Tech 11/25/19
LOWEST 3 PT%	.063 (1-16)	vs Ole Miss 01/27/21
	.077 (1-13)	vs Southern 12/09/20
	.080 (2-25)	vs Rice 11/05/19
	.118 (2-17)	vs North Texas 11/12/19
	.125 (2-16)	vs Missouri 01/12/22
	.125 (2-16)	vs Montana 11/16/19
FEWEST FT	3	vs Alabama 02/24/21
	3	vs Mississippi Valley 11/25/20
	5	vs Elon 12/21/21
	6	vs New Mexico State 03/19/22
	6	vs LSU 02/27/21
FEWEST FTA	3	vs Alabama 02/24/21
	6	vs Mississippi Valley 11/25/20
	9	vs Elon 12/21/21
	10	vs New Mexico State 03/19/22
	10	vs Texas A&M 03/06/21
	10	vs Southern 12/09/20
LOWEST FT%	.375 (3-8)	vs Alabama 02/24/21
	.467 (7-15)	vs Central Arkansas 12/01/21
	.471 (8-17)	vs Auburn 02/08/22
	.500 (12-24)	vs South Carolina 01/18/22
	.500 (6-12)	vs LSU 02/27/21
	.500 (9-18)	at Indiana 12/29/19
FEWEST REBS	21	vs Charlotte 12/01/21
	22	vs Mercer 11/09/21
	26	vs West Virginia 01/29/22
	27	vs Elon 12/21/21
	27	vs Rice 11/05/19
	28	4x - last vs Penn 11/28/21
FEWEST OFF REBS	4	vs Charlotte 12/01/21
	4	vs Mercer 11/09/21
	4	vs Mississippi State 02/15/20
	4	vs Vanderbilt 01/15/20
	5	vs New Mexico State 03/19/22
	5	vs Oklahoma 12/11/21
	5	vs Central Arkansas 12/01/21
	5	vs Gardner-Webb 11/13/21
	5	vs Missouri 03/12/21
	5	vs South Carolina 01/29/20
	5	vs Northern Kentucky 11/30/19
FEWEST DEF REBS	17	vs Charlotte 12/01/21
	18	vs Mercer 11/09/21
	18	vs Baylor 03/29/21
	19	vs West Virginia 01/29/22
	19	vs Elon 12/21/21
FEWEST ASSISTS	5	vs Southern 12/09/20
	6	vs Florida 02/16/21
	6	at Ole Miss 01/11/20
	6	at Missouri 02/08/20
	7	4x - Last vs Kansas State 11/22/21

IN HIS FIRST SEVEN YEARS AS A COLLEGIATE HEAD COACH

- » Twice led the NCAA in Free Throws Made (2016 and 2022).
- » Led the NCAA in Free Throw Attempts (2022)
- » Led the NCAA in 3-pt FG Pct Defense (2020)
- » Ranked 1st (4x) or 2nd (3x) seven times in the league in FT Made
- » Ranked 1st (5x) or 2nd (2x) seven times in the league in FT Attempts
- » 7x - Ranked among NCAA top 25 in FT Made AND FT Attempts
- » 4x - Led the league in Scoring Margin (2017, '18, '19, '21)
- » 4x - Led the league in Fewest Turnovers (2017, '18, '19, '20)
- » 3x - Led the league in Overall W-L Percentage (2017, '18, '19)
- » 3x - Led the league in Assist-To-TO Ratio (2017, '18, '19)
- » 3x - In NCAA top 20 in 3PTFG% Defense (2017, '18, '20)

OTHER TEAM HIGHLIGHTS

- » 2nd in the NCAA in Assist-To-TO Ratio (2018)
- » 2nd in the NCAA in Total Rebounds (2016)
- » 2nd in the NCAA in Free Throws Made (2021)
- » 3rd in the NCAA in Total Blocked Shots (2016)
- » 4th in the NCAA in Rebound Margin (2016)
- » 4th in the NCAA in Fewest TO Per Gm (2018)
- » 7th in the NCAA in Blocks Per Game (2016)
- » 8th in the NCAA in Total Rebounds (2022)
- » 9th in the NCAA in Scoring Margin (2019)
- » 9th in the NCAA in Turnover Margin (2020)
- » 10th in the NCAA in Total Assists (2018)

PLAYER HIGHLIGHTS

- » 6 Players in the NBA over past three years
- » 4x - Players led his league in 3-PT FG Made AND 3-PT FG Attempts
- » 3x - Player led his league in points scored
- » 4 All-Americans (Caleb Martin 2x, Mason Jones, Moses Moody, JD Notae)
- » 19 All-Conference Honors
- » 6 All-Defensive Team Honors
- » 3 Conference Newcomers of the Year
- » 2 Conference 6th Man Award
- » 2 Conference Players of the Year
- » 2 Conference Freshman of the Year
- » 1 Conference Defensive Player of the Year

FEWEST STEALS	0	vs Vanderbilt 01/15/20
	1	vs Vermont 03/19/22
	1	vs Cincinnati 11/23/21
	1	at Kentucky 02/09/21
	1	at LSU 01/08/20
FEWEST BLKS	2	vs Mississippi State 02/05/22
	2	vs LSU 02/27/21
	2	at Georgia 02/29/20
	0	vs Hofstra 12/18/21
	0	vs Georgia 01/09/21
FEWEST TO	0	Southern 12/09/20
	0	vs North Texas 11/12/19
	0	vs Austin Peay 12/03/19
	1	13x - Last: vs Vanderbilt 01/04/21
	5	at Tennessee 01/06/21
FEWEST FOULS	6	vs Vermont 03/19/22
	7	vs Lipscomb 12/05/20
	8	vs LSU 02/27/21
	12	at Tennessee 01/06/21
	12	vs Central Arkansas 12/12/20
	14	at Georgia 02/02/22
	14	vs Penn 11/28/21
	14	vs Northern Iowa 11/17/21
	14	vs LSU 03/13/21
	14	at South Carolina 03/02/21
	14	at Oklahoma State 01/30/21

MUSSELMAN MILESTONE WINS

OVERALL

1	11/13/15	vs Coastal Carolina (Honolulu, Hawaii)	73-56
100	01/24/19	Colorado State (Reno, Nev.)	100-60
150	03/02/21	at South Carolina (Columbia, S.C.)	101-73

AT ARKANSAS

1	11/05/19	Rice (Fayetteville, Ark.)	91-43
50	11/23/21	vs Cincinnati (Kansas City, Mo.)	73-67

MUSSELMAN PLAYERS OF NOTE

CODY MARTIN

NEVADA

- Charlotte Hornets (Free Agent) • 2019-pres.
- 2x All-Mountain West (2018 and 2019)
- 2018 Mountain West Defensive Player of the Year

CALEB MARTIN

NEVADA

- Hornets (2019 2nd Rd / 36th pick) • Heat 2021-pres.
- 2x First Team All-America (2018 and 2019)
- 2018 Mountain West Player & Newcomer of the Year

JORDAN CAROLINE

NEVADA

- 3x First Team All-Mountain West (2018 and 2019)

CAM OLIVER

NEVADA

- Rockets (2021 Free Agent) • South Bay Lakers 2021-pres.
- Led Australian NBL in rebounding in 2020; named All-NBA

JALEN HARRIS

NEVADA

- Toronto Raptors (2nd Rd / 59th pick) • 2020

ISAIAH JOE

ARKANSAS

- Philadelphia 76ers (2nd Rd • 49th pick) • 2020-pres

MASON JONES

ARKANSAS

- Rockets & 76ers (2021 Free Agent) • South Bay Lakers 2022
- 2020 All-American
- 2020 SEC Player of the Year

MOSES MOODY

ARKANSAS

- Golden State Warriors (1st Rd • 14th pick) • 2021
- 1st "one-and-done" in Arkansas history
- 2021 All-American
- 2021 SEC Freshman & Newcomer of the Year

JD NOTAE

ARKANSAS

- 2021 Bleacher Report's National & SEC 6th Man of the Year
- 2022 All-American and consensus 1st team All-SEC

MUSSELMAN RECORD • POINTS SCORED

Scoring Below 50 Points:	0-0
- At Arkansas	0-0
Home:	0-0
Away:	0-0
Neutral:	0-0
Scoring 50-59 Points:	2-9
- At Arkansas:	2-1
Home:	0-1
Away:	0-6
Neutral:	1-2
Scoring 60-69 Points:	20-20
- At Arkansas	12-9
Home:	11-4
Away:	5-10
Neutral:	4-6
Scoring 70-79 Points:	64-23
- At Arkansas	26-12
Home:	36-5
Away:	15-13
Neutral:	13-5
Scoring 80-89 Points:	61-5
- At Arkansas	19-3
Home:	36-0
Away:	16-3
Neutral:	9-2
Scoring 90-99 Points:	25-1
- At Arkansas	10-0
Home:	15-0
Away:	9-1
Neutral:	1-0
Scoring 100 or More Points:	11-1
- At Arkansas	3-0
Home:	7-0
Away:	3-1
Neutral:	1-0

BEST WINNING PERCENTAGE

active NCAA Division I head coaches
(min 5 yrs • Division I wins)

1	Mark Few, Gonzaga	.837	658-128	23 yrs
2	Bill Self, Kansas	.769	763-229	29 yrs
3	Mike Krzyzewski, Duke	.766	1202-368	47 yrs
4	Chris Jans, New Mexico State	.765	143-44	6 yrs
5	John Calipari, Kentucky	.763	768-239	30 yrs
6	Brian Dutcher, San Diego St.	.748	119-40	5 yrs
7	ERIC MUSSELMAN, ARKANSAS	.747	183-62	7 yrs
8	Bruce Pearl, Auburn	.720	626-243	26 yrs
9	Tony Bennett, Virginia	.720	385-150	15 yrs
10	Tom Izzo, Michigan State	.714	666-267	27 yrs



MUSSELMAN RECORD • POINTS ALLOWED

Opponent Scores Below 50 Points:	10-0
- At Arkansas	8-0
Home:	8-0
Away:	1-0
Neutral:	1-0
Opponent Scores 50-59 Points:	31-1
- At Arkansas	13-0
Home:	21-1
Away:	9-0
Neutral:	1-0
Opponent Scores 60-69 Points:	70-7
- At Arkansas	26-1
Home:	42-0
Away:	12-3
Neutral:	16-4
Opponent Scores 70-79 Points:	52-22
- At Arkansas	20-12
Home:	28-6
Away:	16-12
Neutral:	8-4
Opponent Scores 80-89 Points:	18-21
- At Arkansas	5-11
Home:	7-3
Away:	8-13
Neutral:	3-5
Opponent Scores 90-99 Points:	2-6
- At Arkansas	1-3
Home:	2-2
Away:	0-3
Neutral:	0-1
Opponent Scores 100 or More Points:	1-2
- At Arkansas	0-0
Home:	0-0
Away:	1-2
Neutral:	0-0

ARKANSAS RAZORBACKS

2022-23 SEASON RESULTS & LEADERS

RECORD:	OVERALL	HOME	AWAY	NEUTRAL
ALL GAMES	0-0	0-0	0-0	0-0
CONFERENCE	0-0	0-0	0-0	0-0
NON-CONFERENCE	0-0	0-0	0-0	0-0

DATE	TIME (CT)	R A N K	OPPONENT	TV	RESULT	ATTEND	RECORD	(SEC)	HIGH POINTS	HIGH REBOUNDS
11/07/22	7:00 pm	10/-- --/--	NORTH DAKOTA STATE	SEC Network Plus						
11/11/22	7:00 pm		FORDHAM	SEC Network Plus						
11/16/22	7:00 pm		SOUTH DAKOTA STATE	SEC Network Plus						
11/21/22	4:00 pm	+	Louisville	ESPN2						
11/22/22	TBD	+	Texas Tech/Creighton	ESPN/2						
11/23/22	TBD	+	TBD	ESPN/2/U						
11/28/22	7:00 pm		TROY	SEC Network						
12/03/22	3:00 pm		SAN JOSE STATE	SEC Network						
12/06/22	6:00 pm		UNC GREENSBORO	SEC Network						
12/10/22	Noon	@	vs. Oklahoma	ESPN2						
12/17/22	3:00 pm	&	vs. Bradley	--						
12/21/22	8:00 pm		UNC ASHEVILLE	SEC Network						
12/28/22	8:00 pm	*	at LSU	ESPN2/U						
01/04/23	7:30 pm	*	MISSOURI	SEC Network						
01/07/23	7:30 pm	*	at Auburn	SEC Network						
01/11/23	6:00 pm	*	ALABAMA	ESPN2/U						
01/14/23	1:00 pm	*	at Vanderbilt	ESPN2/U						
01/18/23	8:00 pm	*	at Missouri	SEC Network						
01/21/23	11:00 am	*	OLE MISS	ESPN2						
01/24/23	6:00 pm	*	LSU	ESPN/2/U						
01/28/23	3 or 5 pm	%	at Baylor	ESPN						
01/31/23	6:00 pm	*	TEXAS A&M	ESPN/2/U						
02/04/23	2:30 pm	*	at South Carolina	SEC Network						
02/27/23	8:00 pm	*	at Kentucky	ESPN/2						
02/11/23	5:00 pm	*	MISSISSIPPI STATE	ESPN2/U						
02/15/23	8:00 pm	*	at Texas A&M	ESPN2/U						
02/18/23	1:00 pm	*	FLORIDA	ESPN/2						
02/21/23	8:00 pm	*	GEORGIA	SEC Network						
02/25/23	1 or 3 pm	*	at Alabama	ESPN/2						
02/28/23	8:00 pm	*	at Tennessee	ESPN/2/U						
03/04/23	1:00 pm	*	KENTUCKY	CBS						
Mar. 8-12		^	SEC Tournament							

Home Games in CAPS | * - Southeastern Conference game | + Maui Jim Maui Invitational (Lahaina, Hawai'i (Lahaina Civic Center) |
 @ - played in Tulsa, Okla. (BOK Center) | & - played in North Little Rock (Simmons Bank Arena) |
 % - Big 12/SEC Challenge | ^ - SEC Tournament (Nashville, Tenn. - Bridgestone Arena)

ATTENDANCE SUMMARY	GAMES	TOTALS	AVG/GAME
HOME	0	0	0
AWAY	0	0	0
NEUTRAL	0	0	0
TOTAL	0	0	0

ARKANSAS RAZORBACKS

2021-22 SEASON STATISTICS • ALL GAMES



RECORD:	OVERALL	HOME	AWAY	NEUTRAL
ALL GAMES	28-9	17-1	5-4	6-4
CONFERENCE	13-5	8-1	5-4	0-0
NON-CONFERENCE	15-4	9-0	0-0	6-4

#	Player	GP	GS	Min	Avg	• TOTAL •			• 3-PTS •			• REBOUNDS •														
						FG	FGA	Pct	3FG	FGA	Pct	FT	FTA	Pct	Off	Def	Tot	Avg	PF	FO	A	TO	Blk	St	Pts	Avg
1	JD Notae	36	35	1195	33.2	233	589	.396	74	249	.297	120	155	.774	20	144	164	4.6	94	5	134	104	25	81	660	18.3
0	Stanley Umude	37	25	1029	27.8	162	352	.460	53	143	.371	63	87	.724	41	130	171	4.6	84	2	41	58	30	37	440	11.9
10	Jaylin Williams	37	35	1172	31.7	142	308	.461	17	71	.239	102	140	.729	56	308	364	9.8	98	2	95	67	41	48	403	10.9
5	Au'Diese Toney	36	33	1169	32.5	125	240	.521	9	31	.290	118	151	.781	82	106	188	5.2	75	0	28	45	19	22	377	10.5
4	Davonte Davis	37	14	1021	27.6	114	266	.429	20	74	.270	58	82	.707	42	96	138	3.7	95	1	102	67	0	35	306	8.3
11	Chris Lykes	37	2	643	17.4	73	212	.344	25	89	.281	112	128	.875	7	30	37	1.0	65	2	56	38	1	33	283	7.6
23	Connor Vanover	15	10	115	7.7	22	51	.431	1	13	.077	14	17	.824	12	19	31	2.1	4	0	4	3	9	2	59	3.9
3	Trey Wade	37	24	633	17.1	53	108	.491	13	33	.394	16	20	.800	39	57	96	2.6	37	0	24	21	14	10	135	3.6
14	Jaxson Robinson	16	4	163	10.2	19	50	.380	14	43	.326	3	3	1.000	5	15	20	1.3	11	0	7	6	4	1	55	3.4
20	Kamani Johnson	26	1	203	7.8	18	29	.621	0	0	.000	23	43	.535	34	35	69	2.7	37	0	7	16	10	6	59	2.3
2	Khalen Robinson	19	2	91	4.8	9	28	.321	6	17	.353	4	7	.571	2	6	8	0.4	22	0	13	11	0	6	28	1.5
13	Chance Moore	5	0	8	1.6	2	4	.500	1	2	.500	0	0	.000	1	2	3	0.6	2	0	0	0	0	0	5	1.0
45	Lawson Blake	5	0	5	1.0	0	0	.000	0	0	.000	0	0	.000	0	0	0	0.0	0	0	0	0	0	0	0	0.0
21	Cade Arbogast	4	0	3	0.8	0	4	.000	0	2	.000	0	0	.000	2	1	3	0.8	0	0	1	0	0	0	0	0.0
TEAM.....															57	50	107	2.9	0		16				0	
Arkansas.....		37				972	2241	.434	233	767	.304	633	833	.760	400	999	1399	37.8	624	12	512	452	153	281	2810	75.9
Opponents.....		37				880	2135	.412	269	829	.324	498	681	.731	338	953	1291	34.9	721	19	464	549	128	244	2527	68.3

SCORE BY PERIODS:	1st	2nd	OT	Total
Arkansas	1290	1494	26	2810
Opponents	1170	1338	19	2527

DEADBALL REBOUNDS:	OFF	DEF	TOTAL
Arkansas	102	18	120
Opponents	83	14	97

ARKANSAS RAZORBACKS

2021-22 STATISTICS • SEC GAMES ONLY



RECORD:	OVERALL	HOME	AWAY
SEC ONLY	13-5	8-1	5-4

##	Player	GP	GS	Min	Avg	• TOTAL •			• 3-PTS •			• REBOUNDS •														
						FG	FGA	Pct	3FG	FGA	Pct	FT	FTA	Pct	Off	Def	Tot	Avg	PFFO	A	TO	Blk	St	Pts	Avg	
1	JD Notae	17	17	570	33.5	115	287	.401	39	116	.336	66	87	.759	10	64	74	4.4	42	2	69	53	16	32	335	19.7
0	Stanley Umude	18	16	566	31.4	91	198	.460	36	91	.396	33	49	.673	19	65	84	4.7	44	2	18	25	14	25	251	13.9
10	Jaylin Williams	18	18	596	33.1	83	175	.474	10	42	.238	68	86	.791	25	158	183	10.2	52	2	39	29	22	28	244	13.6
5	Au'Diese Toney	17	15	557	32.8	50	118	.424	3	14	.214	56	69	.812	38	39	77	4.5	33	0	11	25	6	10	159	9.4
4	Davonte Davis	18	3	467	25.9	46	109	.422	10	37	.270	31	43	.721	22	42	64	3.6	51	0	40	33	0	15	133	7.4
11	Chris Lykes	18	1	254	14.1	26	87	.299	9	35	.257	26	31	.839	4	13	17	0.9	34	1	31	21	1	17	87	4.8
3	Trey Wade	18	16	361	20.1	28	56	.500	7	16	.438	10	12	.833	24	31	55	3.1	21	0	13	13	7	5	73	4.1
13	Chance Moore	2	0	4	2.0	2	3	.667	1	2	.500	0	0	.000	1	2	3	1.5	0	0	0	0	0	0	5	2.5
20	Kamani Johnson	14	1	139	9.9	12	21	.571	0	0	.000	11	23	.478	24	21	45	3.2	25	0	6	7	5	4	35	2.5
14	Jaxson Robinson	8	3	87	10.9	4	18	.222	4	17	.235	0	0	.000	2	10	12	1.5	7	0	4	4	2	0	12	1.5
2	Khalen Robinson	7	0	33	4.7	2	8	.250	1	4	.250	0	1	.000	1	3	4	0.6	8	0	4	7	0	2	5	0.7
23	Connor Vanover	5	0	12	2.4	1	6	.167	0	1	.000	0	0	.000	2	0	2	0.4	0	0	1	2	0	1	2	0.4
21	Cade Arbogast	2	0	2	1.0	0	3	.000	0	1	.000	0	0	.000	2	1	3	1.5	0	0	1	0	0	0	0	0.0
45	Lawson Blake	2	0	2	1.0	0	0	.000	0	0	.000	0	0	.000	0	0	0	0.0	0	0	0	0	0	0	0	0.0
TEAM.....														35	24	59	3.3	0		10					0	
The Hogs.....		18				460	1089	.422	120	376	.319	301	401	.751	209	473	682	37.9	317	7	237	229	73	139	1341	74.5
Opponents.....		18				416	1047	.397	114	380	.300	262	364	.720	207	464	671	37.3	367	12	219	282	78	132	1208	67.1

SCORE BY PERIODS:	1st	2nd	OT	Total
Arkansas	625	690	26	1341
Opponents	576	613	19	1208

DEADBALL REBOUNDS:	OFF	DEF	TOTAL
Arkansas	49	10	59
Opponents	43	7	50

G | Fr. | 6-7 | 198 | Duncanville, Texas | Duncanville HS



Including 2022-23, has **FOUR** years of collegiate eligibility
Major: TBA (Arts & Sciences)
Born on Jan. 20, 2004 in Las Colinas, Texas
The son of Terry and Jennifer Black



- **#8 on the SI99 All-American list**
- **247Sports** ★★★★★ **#14 nation** **#1 PG**
- **ESPN** ★★★★★ **#15 nation** **#8 SF**
- **247Composite** ★★★★★ **#17 nation** **#2 PG**
- **Rivals** ★★★★★ **#19 nation** **#5 SG**

- **Was listed as the #1 high school point guard in the nation by 247Sports**
- Member of gold-medal-winning **USA Basketball Men's U18 National Team** for the 2022 FIBA Americas U18 Championship (Tijuana, Mexico) and member of **USA Basketball's 2022 USA Nike Hoop Summit Team**
- Played in the **McDonald's All-American** and **Iverson Classic** games ... **MaxPreps All-American** (HM)

2022-23 HIGHLIGHTS:

[illegible]

1

RICKY COUNCIL IV

G | Jr. | 6-6 | 205 | Durham, N.C. | Southern Durham HS / Wichita State

[@rickythe4th](#)


[@c4_hoops](#)

Including 2022-23, has **THREE** years of collegiate eligibility

Major: Recreation & Sport Management

Born on Aug. 3, 2001 in Durham, N.C.

The son of Rick and Ruth Council – has 3 older brothers, all named Ricky



Was the 2022 American Athletic Conference Sixth Man of the Year, played two seasons at Wichita State and will have three years of eligibility remaining ... Was teammates with former Razorback Trey Wade at Wichita State in 2020-21 and the duo helped the Shockers win the AAC regular-season title and earn an NCAA Tournament berth.

2022-23 HIGHLIGHTS:

DOUBLE-DOUBLES (2)

SOPHOMORE (at WSU)

(2)

02/02/22 • TULANE

12 pts 15 reb

02/20/22 • HOUSTON

17 Pts 10 reb

- Led his team in Pts (ARK): 13 (0)
- Led his team in Rebs (ARK): 7 (0)
- Led his team in Assists (ARK): 2 (0)
- Double-figure Pts (ARK): 22 (0)
- Double-figure Rebs (ARK): 2 (0)
- Double-Doubles (ARK): 2 (0)
- 20-pt gms (ARK): 4 (0)
- 30-pt or more gms (ARK): 1 (0)
- Gms with a 3PT Made (ARK): 27 (0)
- Gms with 3+ 3PT Made (ARK): 3 (0)
- Gms with 3+ Assists (ARK): 8 (0)
- Gms with 3+ Blks (ARK): 0 (0)
- Gms with 3+ Steals (ARK): 5 (0)
- Gms with 5+ Rebs (ARK): 24 (0)

COUNCIL'S PERSONAL BESTS

POINTS

Career: 31 vs UCF (01/26/22)

FG MADE

Career: 8 (2x) last vs East Carolina (03/05/22)

FG ATTEMPTED

Career: 15 vs East Carolina (03/05/22)

3-POINT FG MADE

Career: 3 (3x) last vs UCF (01/26/22)

3-PT FG ATTEMPTS

Career: 7 (2x) last vs Memphis (01/01/22)

FT MADE

Career: 16 vs UCF (01/26/22)

FT ATTEMPTED

Career: 20 vs UCF (01/26/22)

REBOUNDS

Career: 15 vs Tulane (01/12/22)

ASSISTS

Career: 6 vs Norfolk State (12/11/21)

STEALS

Career: 4 at Cincinnati (02/17/22)

BLOCKED SHOTS

Career: 2 (2x) last at Tulane (01/29/22)

MINUTES

Career: 48:16 Houston (02/20/22)

RICKY COUNCIL IV CAREER STATISTICS

Year	GP	GS	Min	Avg	FG	FGA	Pct	3FG	3FGA	Pct	FT	FTA	Pct	Off	Def	Tot	Avg	PF	FO	Asst	TO	Blk	Stl	Pts	Avg
2020-21 (WSU)	21	1	327	15.6	51	121	.422	12	27	.444	35	55	.636	16	56	72	3.4	18	0	20	23	3	6	149	7.1
2021-22 (WSU)	28	8	744	26.6	110	252	.437	26	85	.306	90	106	.849	36	115	151	5.4	38	2	45	60	14	32	336	12.0
2022-23 (ARK)																									
Totals	49	9	1071	21.9	161	373	.432	38	112	.339	125	161	.776	52	171	223	4.6	56	2	65	83	17	38	485	9.9


2

TREVON BRAZILE

F | So. (3) | 6-10 | 212 | Springfield, Mo. | Kickapoo HS / Missouri

 @trevonbrazile2 @thetrevonbrazileIncluding 2022-23, has **THREE** years of collegiate eligibility
Major: Communications
Born on Jan. 7, 2002 in Springfield, Mo.
The son of Phillip Brazile and Melissa Baldwin

Trevon Brazile (*pronounced Trev-In Brazil*) played his freshman season (2021-22) with the Missouri Tigers and he will have three remaining years of eligibility remaining ... Ranked third in the SEC (47th in the NCAA) in blocked shots (1.92 avg) ... Among NCAA Division I freshmen, ranked sixth in blocked shots average.

2022-23 HIGHLIGHTS:

- Led his team in Pts (ARK): 0 (0)
- Led his team/ARK in Rebs: 7 (0)
- Led his team/ARK in Assists:..... 0 (0)
- Led his team/ARK in Blk Shots: 20 (0)
- Double-figure Pts (ARK):..... 5 (0)
- Double-figure Rebs (ARK):..... 1 (0)
- 20-pt gms - 30-pt gms:.....0 - 0
- Gms with a 3PT Made (ARK):..... 10 (0)
- Gms with 3+ Assists (ARK): 1 (0)
- Gms with 3+ Blks (ARK):..... 5 (0)
- Gms with 5+ Rebs (ARK):..... 14 (0)

BRAZILE'S PERSONAL BESTS**POINTS**

Season: 15 vs LSU (03/10/22)

SEC: 11 at LSU (02/26/22)**FG MADE**

Season: 5 (2x) last vs LSU (03/10/22)

SEC: 5 at LSU (02/26/22)**FG ATTEMPTED**

Season: 11 vs LSU (03/10/22)

SEC: 9 at LSU (02/26/22)**3-POINT FG MADE**

Season: 2 at Kansas (12/01/21)

SEC: 1 (7x) vs Georgia (03/05/22)**3-PT FG ATTEMPTS**

Season: 2 at Georgia (02/02/22)

SEC: 2 at Georgia (02/02/22)**FT MADE**

Season: 5 vs Ole Miss (03/09/22)

SEC: 3 vs Tennessee (02/22/22)**FT ATTEMPTED**

Season: 7 vs Ole Miss (03/09/22)

SEC: 5 vs Alabama (01/08/22)**REBOUNDS**

Season: 10 vs Georgia (02/05/22)

SEC: 10 vs Georgia (03/05/22)**ASSISTS**

Season: 3 vs Alabama (01/08/22)

SEC: 3 vs Alabama (01/08/22)**STEALS**

Season: 2 (3x) last vs LSU (03/10/22)

SEC: 2 vs Texas A&M (01/15/22)**BLOCKED SHOTS**

Season: 6 vs Illinois (12/22/21)

SEC: 4 (2x) vs Georgia (03/05/22)**MINUTES**

Season: 30:16 vs LSU (03/10/22)

SEC: 28:23 at LSU (02/26/22)**TREVON BRAZILE CAREER STATISTICS**

Year	GP	GS	Min	Avg	FG	FGA	Pct	3FG	3FGA	Pct	FT	FTA	Pct	Off	Def	Tot	Avg	PF	FO	Asst	TO	Blk	Stl	Pts	Avg
2021-22 (MIZZOU)	24	22	507	21.1	57	105	.543	10	31	.323	27	46	.587	28	92	120	5.0	30	0	18	27	46	10	151	6.3
2022-23 (ARK)																									
Totals	49	9	1071	21.9	161	373	.432	38	112	.339	125	161	.776	52	171	223	4.6	56	2	65	83	17	38	485	9.9

G | Fr. | 6-5 | 185 | Jacksonville, Ark. | North Little Rock HS



2022-23 HIGHLIGHTS:

NATIONAL ASSOCIATION OF BASKETBALL COACHES

[illegible]

4

DAVONTE "DEVO" DAVIS

G | Jr. | 6-4 | 185 | Jacksonville, Ark. | Jacksonville HS

 @MrDevoBuckets @devofor3Including 2022-23, has **THREE** years of collegiate eligibility

Major: Recreation & Sport Management

Born on Sept. 24, 2001, in Jacksonville, Ark.

The son Terrie Davis and grandson of Yvette Davis



Named the SEC First-Year Academic Honor Roll (2020-21) and the 2021-22 SEC Winter Academic Honor Roll ... Made the Department's Honor Roll (3.0-3.49 GPA) for Fall 2020, Spring 2021 and Fall of 2021.

The only Razorback play in each of Arkansas' back-to-back Elite 8 runs.

2022-23 HIGHLIGHTS:

- Led the Razorbacks in Pts:..... 4
- Led the Razorbacks in Rebs:..... 2
- Led the Razorbacks in Assists:..... 16
- Led the Razorbacks in Steals:..... 13
- Double-figure Pts:..... 25
- 20-pt gms: 2
- Gms with a 3PT FG: 12
- Gms with 3+ 3PT FG: 1
- Gms with 3+ Assists: 24
- Gms with 3+ Steals: 5
- Gms with 5+ Rebs: 27

DAVIS' PERSONAL BESTS**POINTS**

Career: 26 vs Oklahoma (12/11/21)

SEC: 20 vs Georgia (01/09/21)

FG MADE

Career: 9 (2x) vs Oklahoma (12/11/21)

SEC: 9 vs Georgia (01/09/21)

FG ATTEMPTED

Career: 21 vs Oklahoma (12/11/21)

SEC: 14 (2x) last vs Florida (02/16/21)

3-POINT FG MADE

Career: 4 vs Oklahoma (12/11/21)

SEC: 2 (4x) last at Florida (02/22/22)

3-PT FG ATTEMPTS

Career: 8 vs Oklahoma (12/11/21)

SEC: 4 at Mississippi State (12/29/21)

FT MADE

Career: 9 at Texas A&M (01/08/22)

SEC: 9 at Texas A&M (01/08/22)

FT ATTEMPTED

Career: 10 at Texas A&M (01/08/22)

SEC: 10 at Texas A&M (01/08/22)

REBOUNDS

Career: 8 (5x) last at LSU (01/15/22)

SEC: 8 (3x) last at LSU (01/15/22)

ASSISTS

Career: 8 vs Charlotte (12/07/21)

SEC: 7 at Texas A&M (01/08/22)

STEALS

Career: 5 vs Auburn (02/08/22)

SEC: 5 vs Auburn (02/08/22)

BLOCKED SHOTS

Career: 2 vs Colgate (03/19/21)

SEC: 1 (3x) last at Missouri (02/13/21)

MINUTES

Career: 38:56 vs Oklahoma (12/11/21)

SEC: 38:52 vs Texas A&M (03/06/21)

DAVONTE DAVIS CAREER STATISTICS

Year	GP	GS	Min	Avg	FG	FGA	Pct	3FG	3FGA	Pct	FT	FTA	Pct	Off	Def	Tot	Avg	PF	FO	Ass	TO	Blk	Stl	Pts	Avg
2020-21	30	17	716	23.9	109	229	.476	2	13	.154	34	45	.756	36	98	134	4.5	70	0	64	48	5	35	254	8.5
2021-22	37	14	1021	27.6	114	266	.429	20	74	.270	58	82	.707	42	96	138	3.7	95	1	102	67	0	35	306	8.3
2022-23																									
TOTAL	67	31	1737	25.9	223	495	.451	22	87	.253	92	127	.724	78	194	272	4.1	165	1	166	115	5	70	560	8.4

[illegible]

11

JALEN GRAHAM

F | Sr. | 6-9 | 225 | Phoenix, Ariz. | Mountain Pointe HS / Arizona State

 @jalengrahamm5 @jalengrahammIncluding 2022-23, has **TWO** years of collegiate eligibility

Major: Sociology

Born on Born on April 4, 2001 in Le Grand, Calif.

The son Susie Graham



Joined the Razorback program after playing three seasons at Arizona State. Graham has two years of eligibility remaining ... Played in 73 career games at Arizona State, including 43 starts, and tallied 546 career points (7.0 avg.) with 315 career rebounds (4.4 avg.). He additionally recorded 90 blocked shots (1.2 per game).

2022-23 HIGHLIGHTS):**DOUBLE-DOUBLES (4)****SOPHOMORE (at ASU)****(3)**

01/25/21 • at Arizona State 14 pts 11 reb

02/14/21 • at Oregon State 14 pts 11 reb

02/27/21 • WASHINGTON STATE 11 pts 12 reb

JUNIOR (at ASU)**(1)**

02/05/22 • UCLA 16 pts 10 reb

- Led his team in Pts (ARK): 3 (0)
- Led his team in Rebs (ARK): 14 (0)
- Led his team in Assists (ARK): 3 (0)
- Double-figure Pts (ARK): 25 (0)
- Double-figure Rebs (ARK): 4 (0)
- 20-pt gms - 30-pt gms (ARK): 0 - 0 (0)
- Gms with a 3PT Made (ARK): 1 (0)
- Gms with 3+ Assists (ARK): 10 (0)
- Gms with 3+ Blks (ARK): 7 (0)
- Gms with 5+ Rebs (ARK): 27 (0)

PERSONAL BESTS**POINTS**

Career: 19 vs Southern Cal (02/03/22)

FG MADE

Career: 9 vs Southern Cal (02/03/22)

FG ATTEMPTED

Career: 14 (2x) last vs Southern Cal (02/03/22)

3-POINT FG MADE

Career: 1 vs Oregon (02/17/22)

3-PT FG ATTEMPTS

Career: 2 (2x) last vs Oregon (02/17/22)

FT MADE

Career: 6 (2x) last vs Stanford (03/05/22)

FT ATTEMPTED

Career: 8 (2x) last vs Stanford (03/05/22)

REBOUNDS

Career: 12 vs Washington State (02/27/21)

ASSISTS

Career: 6 vs UCLA (02/05/22)

STEALS

Career: 3 (3x) last at Southern Cal (01/24/22)

BLOCKED SHOTS

Career: 5 vs Colorado (11/08/19)

MINUTES

Career: 39:36 vs UCLA (02/05/22)

JALEN GRAHAM CAREER STATISTICS

Year	GP	GS	Min	Avg	FG	FGA	Pct	3FG	3FGA	Pct	FT	FTA	Pct	Off	Def	Tot	Avg	PF	FO	Ass	TO	Blk	Stl	Pts	Avg
2019-20 (ASU)	28	2	304	10.9	42	61	.689	0	0	.000	5	14	.357	34	43	77	2.8	49	0	11	21	29	6	89	3.2
2021-22 (ASU)	21	19	512	24.4	72	131	.550	0	1	.000	26	45	.578	37	69	106	5.0	68	4	9	27	34	9	170	8.1
2019-20 (ASU)	29	22	682	23.5	124	255	.486	1	18	.056	38	72	.528	35	97	132	4.6	85	2	50	52	27	23	287	9.9
2022-23 (ARK)																									
TOTALS	78	43	1498	19.2	238	447	.532	1	19	.053	69	131	.527	106	209	315	4.4	202	6	70	100	90	38	546	7.0

BARRY DUNNING JR.

 @BarryDunning6



Born on Oct. 26, 2003 in Mobile, Ala.
The son of Barry Sr. and Heather Dunning



-

- **#73 on the SI99 All-American list**
- **ESPN** ★★★★★ **#74 nation** **#21 SF**
- **247Composite** ★★★★★ **#91 nation** **#22 SF**
- **247Sports** ★★★ **#126 nation** **#28 SF**
- **Rivals** ★★★ **#134 nation** **#36 SF**

BARRY DUNNING JR. CAREER STATISTICS

[illegible]

G/F	Fr.	6-7	205	Desoto, Texas	Link (Mo.) Academy
-----	-----	-----	-----	---------------	--------------------



Major: TBA (Arts & Sciences)

The son of John and Sandra Walsh



NATIONAL RECRUITING RANKINGS

- Rivals ★★★★★ #24 nation #7 SF

THE BASKETBALL HALL OF FAME

JULIUS ERVING
AWARD

JORDAN WALSH CAREER STATISTICS

[illegible]

15

MAKHI MITCHELL

F/C | Sr. | 6-9 | 230 | Washington, D.C. | Woodrow Wilson HS / Rhode Island

@MoTheKid03

@thats_khi

Including 2022-23, has **TWO** years of collegiate eligibility
 Major: Food, Nutrition & Health
 Born on Jan. 31, 2000 in Washington, D.C.
 The son of Maria Mitchell



Makhi (Ma-KAI) Mitchell joined the Razorback squad with his twin Makhel for 2022-23 after playing two seasons at Rhode Island and one at Maryland ... Has two seasons of eligibility remaining ... Is the older of the twins by two minutes.

2022-23 HIGHLIGHTS:**DOUBLE-DOUBLES (8)**

SOPHOMORE (at URI)	(1)
12/02/20 • SETON HALL	11 pts 11 reb
JUNIOR (at URI)	(7)
11/12/21 • BRYANT	11 pts 18 reb
11/27/21 • GEORGIA STATE	10 pts 12 reb
12/13/21 • at Milwaukee	16 pts 10 reb
01/28/22 • at Dayton	12 pts 11 reb
02/05/22 • UMASS	13 pts 13 reb
02/12/22 • DAVIDSON	16 pts 11 reb
02/19/22 • at George Washington	13 pts 10 reb

- Led his team in Pts (ARK): 4 (0)
- Led his team in Rebs (ARK): 17 (0)
- Led his team in Assists (ARK): 4 (0)
- Led his team in Blk Shots (ARK): 14 (0)
- Double-figure Pts (ARK): 19 (0)
- Double-figure Rebs (ARK): 11 (0)
- 20-pt gms - 30-pt gms (ARK): 0 - 0
- Gms with a 3PT Made (ARK): 7 (0)
- Gms with 3+ Assists (ARK): 6 (0)
- Gms with 3+ Blks (ARK): 6 (0)
- Gms with 5+ Rebs (ARK): 27 (0)

MAKHI'S PERSONAL BESTS**POINTS**

Career: 19 vs American Int'l (01/02/22)

FG MADE

Career: 7 (2x) last vs American Int'l (01/02/22)

FG ATTEMPTED

Career: 12 at VCU (02/08/22)

3-POINT FG MADE

Career: 1 (7x) last vs Duquesne (03/09/22)

3-PT FG ATTEMPTS

Career: 3 at Saint Joseph's (03/05/22)

FT MADE

Career: 8 vs George Mason (11/22/19)

FT ATTEMPTED

Career: 12 (2x) last vs G. Washington (01/22/22)

REBOUNDS

Career: 18 vs Bryant (11/21/21)

ASSISTS

Career: 8 at UMass (01/15/22)

STEALS

Career: 3 (2x) last at VCU (02/08/22)

BLOCKED SHOTS

Career: 6 vs Saint Louis (03/03/22)

MINUTES

Career: 30:39 at Geo Washington (02/19/22)

MAKHI MITCHELL CAREER STATISTICS

Year	GP	GS	Min	Avg	FG	FGA	Pct	3FG	3FGA	Pct	FT	FTA	Pct	Off	Def	Tot	Avg	PF	FO	Ast	TO	Blk	Stl	Pts	Avg
2019-20 (MD)	12	6	111	9.2	12	34	.353	0	0	.000	12	22	.545	10	29	39	3.3	19	0	2	8	8	2	36	3.0
2021-22 (URI)	7	2	112	16.1	12	26	.462	0	0	.000	17	28	.607	6	28	34	4.9	22	1	2	10	4	4	41	5.9
2019-20 (URI)	31	27	749	24.1	121	232	.522	7	23	.304	59	113	.522	50	175	225	7.3	91	2	48	87	43	30	308	9.9
2022-23 (ARK)																									
TOTALS	50	34	972	19.4	145	292	.497	7	23	.304	88	163	.540	86	232	298	6.0	132	3	52	105	55	36	385	7.7

20 KAMANI JOHNSON

F | Sr. | 6-7 | 230 | Brooklyn, N.Y. | Holy Spirit (Ga.) Prep School / Little Rock

 @KamaniJohnson20

 @kamani_johnson

Including 2022-23, has **ONE** year of collegiate eligibility
Major: Communications
Born on Mar. 10, 2000 in Brooklyn, N.Y.
The son of Makini Campbell



Played his first two seasons at Little Rock ... Sat out 2020-21 at Arkansas as a transfer ... Played 26 games with one start for the Razorbacks in 2021-22 ... Was third team All-Sun Belt in 2020 ... Among the Sun Belt and NCAA leaders in rebounding and free throws attempted.

2022-23 HIGHLIGHTS:

DOUBLE-DOUBLES (4)

SOPH (4) @ LITTLE ROCK

11/27/19 • ALCORN STATE	17 pts	12 reb
01/02/20 • TEXAS STATE	15 pts	10 reb
01/04/20 • UT ARLINGTON	30 pts	13 reb
02/22/20 • at Arkansas St.	32 pts	16 reb

^ - Back-to-Back games

- Led his team in Pts (ARK): 5 (0)
- Led his team in Rebs (ARK): 12 (2)
- Led his team in Assists (ARK): 7 (0)
- Led his tm in PT•REB Same Gm (ARK): 3 (0)
- Led his tm in P•R•A Same Gm (ARK):.... 2 (0)
- Double-figure Pts (ARK):..... 20 (0)
- Double-figure Rebs (ARK):..... 7 (0)
- 20-pt gms (ARK): 3 (0)
- 30-pt gms (ARK): 2 (0)
- Gms with a 3PT Made (ARK):..... 0 (0)
- Gms with 3+ Assists (ARK): 17 (0)
- Gms with 5+ Rebs (ARK):..... 41 (0)

JOHNSON'S PERSONAL BESTS

POINTS
Career: 32 at Arkansas State (02/22/20)
SEC: 7 (2x) last vs Miss State (02/05/22)

FG MADE
Career: 9 at Arkansas State (02/22/20)
SEC: 3 vs Mississippi State (02/05/22)

FG ATTEMPTED
Career: 13 at Memphis (11/20/19)
SEC: 5 vs Mississippi State (02/05/22)

3-PT FG ATT
Career: 1 (2x) last at Memphis (11/20/19)
SEC: --

FT MADE
Career: 14 at Arkansas State (02/22/20)
SEC: 5 at Texas A&M (01/08/22)

FT ATTEMPTED
Career: 16 at Arkansas State (02/22/20)
SEC: 8 at Tennessee (03/05/22)

REBOUNDS
Career: 20 at Arkansas State (02/22/20)
SEC: 8 (2x) last at Tennessee (03/05/22)

ASSISTS
Career: 6 vs App State (02/01/20)
SEC: 2 vs Mississippi State (02/05/22)

STEALS
Career: 3 vs Arkansas State (02/02/19)
SEC: 1 (2x) last vs Kentucky (02/26/22)

BLOCKED SHOTS
Career: 3 vs Elon (12/21/21)
SEC: 1 at Texas A&M (01/08/22)

MINUTES
Career: 38:42 vs UT Arlington (01/04/20)
SEC: 18:30 at Texas A&M (01/08/22)

KAMANI JOHNSON CAREER STATISTICS

Year	GP	GS	Min	Avg	FG	FGA	Pct	3FG	3FGA	Pct	FT	FTA	Pct	Off	Def	Tot	Avg	PF	FO	Asst	TO	Blk	Stl	Pts	Avg
2018-19 (UALR)	27	15	519	19.2	53	96	.552	0	1	.000	33	65	.508	51	79	130	4.8	85	5	37	41	13	14	139	5.1
2019-20 (UALR)	31	28	860	27.7	98	191	.513	0	1	.000	144	198	.727	94	113	207	6.7	99	5	68	67	15	23	340	11.0
2021-22 (ARK)	26	1	203	7.8	18	29	.621	0	0	.000	23	43	.535	34	35	69	2.7	37	0	7	16	10	6	59	2.3
TOTAL	84	44	1582	18.8	169	316	.535	0	2	.000	200	306	.654	179	227	406	4.8	221	10	112	124	38	43	538	6.4

22

MAKHEL MITCHELL

F/C | Sr. | 6-10 | 240 | Washington, D.C. | Woodrow Wilson HS / Rhode Island



@makhelimitchell



@_kheiii

Including 2022-23, has **TWO** years of collegiate eligibility
 Major: Food, Nutrition & Health
 Born on Jan. 31, 2000 in Washington, D.C.
 The son of Maria Mitchell



Makhel (Ma-Kale) Mitchell joined the Razorback squad with his twin Makhi for 2022-23 after playing two seasons at Rhode Island and one at Maryland ... Has two seasons of eligibility remaining ... Is the younger of the twins by two minutes.

2022-23 HIGHLIGHTS:**DOUBLE-DOUBLES (4)**

SOPHOMORE (at URI) (3)
 01/16/21 • GEORGE MASON ^ 14 pts 10 reb
 01/20/21 • at Duquesne ^ 16 pts 11 reb
 02/16/21 • DAYTON 16 pts 12 reb

JUNIOR (at URI) (1)
 02/08/22 • at VCU 12 pts 10 reb

^ - Consecutive games

• Led his team in Pts:13
 • Led his team in Rebs:13
 • Led his team in Assists:8
 • Led his team in Blocked Shots:35
 • CAREER: Double-figure Pts:30
 Double-figure Rebs:4
 20-pt gms - 30-pt gms:3 - 0
 Gms with a 3PT Made:0
 Gms with 3+ Assists:4
 Gms with 3+ Blks:18
 Gms with 5+ Rebs:33

MAKHEL'S PERSONAL BESTS**POINTS**

Career: 19 vs American Int'l (01/02/22)

FG MADE

Career: 7 (2x) last vs American Int'l (01/02/22)

FG ATTEMPTED

Career: 12 at VCU (02/08/22)

3-POINT FG MADE

Career: 1 (7x) last vs Duquesne (03/09/22)

3-PT FG ATTEMPTS

Career: 3 at Saint Joseph's (03/05/22)

FT MADE

Career: 8 vs George Mason (11/22/19)

FT ATTEMPTED

Career: 12 (2x) last vs G. Washington (01/22/22)

REBOUNDS

Career: 18 vs Bryant (11/21/21)

ASSISTS

Career: 8 at UMass (01/15/22)

STEALS

Career: 3 (2x) last at VCU (02/08/22)

BLOCKED SHOTS

Career: 6 vs Saint Louis (03/03/22)

MINUTES

Career: 30:39 at Geo Washington (02/19/22)

MAKHEL MITCHELL CAREER STATISTICS

Year	GP	GS	Min	Avg	FG	FGA	Pct	3FG	3FGA	Pct	FT	FTA	Pct	Off	Def	Tot	Avg	PF	FO	Ass	TO	Blk	Stl	Pts	Avg
2019-20 (MD)	10	0	67	6.7	4	8	.500	0	0	.000	2	4	.500	8	15	23	2.3	9	0	2	3	4	2	10	1.0
2021-22 (URI)	25	23	558	22.3	97	186	.522	0	2	.000	45	96	.469	47	92	139	5.6	87	7	22	49	42	10	239	9.6
2019-20 (URI)	31	27	821	26.5	135	269	.502	0	7	.000	62	118	.525	34	139	173	5.6	86	3	40	59	74	23	332	10.7
2022-23 (ARK)																									
TOTALS	66	60	1446	21.9	236	463	.510	0	9	.000	109	218	.500	89	246	335	5.1	182	10	64	111	120	35	581	8.0

DERRIAN FORD

G	Fr.	6-3	205	Magnolia, Ark.	Magnolia HS
---	-----	-----	-----	----------------	-------------



Including 2022-23, has **FOUR** years of collegiate eligibility
Major: TBA (Education)
Born on Nov. 14, 2003 in Magnolia, Ark.
The son of Darnell and Tiffani Ford



- **Two-time Gatorade Arkansas Player of the Year (2021 & '22)**
- **McDonald's All-American Nominee**
- Two-time (2021 and 2022) Class 4A Player of the Year by the Arkansas Basketball Coaches Association

2022-23 HIGHLIGHTS:



NATIONAL RECRUITING RANKINGS

- **#66 on the SI99 All-American list**
- **247Sports** ******** **#69 nation** **#11 CG**
- **247Composite** ******** **#68 nation** **#12 CG**
- **ESPN** ******** **#71 nation** **#12 SF**
- **Rivals** ******** **#78 nation** **#16 SG**

JORDAN WALSH CAREER STATISTICS

[illegible]

21 CADE ARBOGAST

G | Jr. | 6-3 | 180 | Concord, Calif. | De La Salle HS / Lane (Ore.) CC

 @cadearbogast
 @cadearbogast

Including 2022-23, has **THREE** years of collegiate eligibility
Major: Communications
Born on Aug. 23, 2000 in Walnut Creek, Calif.
The son of Peter and Carol Arbogast



2021-22 (So. at Arkansas):

Came to Arkansas as a walkon but earned a scholarship on Jan. 21 (watch) ... Played in four games, including the NCAA second-round win over New Mexico State ... Grabbed three rebounds and added an assist in the win at Georgia.

45 LAWSON BLAKE

F | So. | 6-10 | 235 | Fayetteville, Ark. | Fayetteville HS / Link Year (Mo.) Prep

 @_lawsonblake_
 @lawson.blake

Including 2022-23, has **THREE** years of collegiate eligibility
Major: Exercise Science
Born on an. 3, 2002 in San Antonio, Texas
The son of Larry and Allison Blake



2021-22 (Fr. at Arkansas):

Made the team as a walkon ... Played in five games, including Arkansas' second-round NCAA Tournament win over New Mexico State.



Official Basketball Box Score - Final
Rogers St. at Arkansas
 10/18/22 Bud Walton Arena, Fayetteville, Ark.
 2022-23 Men's Basketball

Game Time: 7:00 PM
 Game Duration: 1:58
 Attendance: 19,200

Officials: Joe Lindsay, Rob Rorke, Bharat Ramnannan

Rogers St. - 49

Record: 0-0

NO.	Name	Min	FG M-A	3P M-A	FT M-A	Rebounds			Fouls		TP	AS	TO	ST	Blocks		+/-
						OR	DR	TOT	PF	FD					BS	BA	
34	Joey Saracco	C 21:11	2-8	0-0	2-2	1	6	7	3	5	6	0	2	0	0	2	-34
0	Sherwyn Devonish-Prince Jr.	G 25:52	5-14	0-2	3-4	0	0	0	3	4	13	1	4	0	0	2	-15
1	Kofi Hamilton	G 14:00	0-2	0-0	0-0	0	1	1	5	0	0	0	1	0	1	2	-27
4	Gerren Jackson	G 27:58	3-4	1-2	4-4	1	0	1	1	2	11	0	1	0	0	0	-26
20	Sam Davidson	G 20:20	0-4	0-4	2-2	0	0	0	2	0	2	0	0	1	0	1	-27
12	Isaac Johnson	24:39	2-7	1-2	1-3	0	3	3	3	4	6	0	1	2	0	0	-16
15	Ugo Obineke	19:36	0-3	0-1	0-0	0	1	1	4	0	0	0	0	0	0	0	-9
23	Caden Fry	22:24	3-10	1-1	0-0	1	2	3	3	0	7	2	1	1	0	1	-3
3	Azarien Stephens	16:11	0-0	0-0	2-2	1	0	1	0	1	2	1	0	3	0	0	-5
21	Marlo Fox	02:59	0-0	0-0	0-0	0	0	0	1	0	0	1	0	0	0	0	-2
13	Josh Price	01:48	1-1	0-0	0-0	0	1	1	0	0	2	0	0	0	0	0	-2
10	Griffin Rogers	01:31	0-0	0-0	0-0	0	0	0	0	0	0	0	0	0	0	0	-2
14	Grant Gessert	01:31	0-0	0-0	0-0	0	1	1	0	0	0	0	1	0	0	0	-2
Team						1	2	3			0			2			
Totals			16-53	3-12	14-17	5	17	22	25	16	49	5	13	7	1	8	-34

Technical Fouls: NONE

Shooting By Period			
1 st FG%	4-25	16.0%	
3PT%	2-7	28.6%	
FT%	10-12	83.3%	
2 nd FG%	12-28	42.9%	
3PT%	1-5	20.0%	
FT%	4-5	80%	
GM FG%	16-53	30.2%	
3PT%	3-12	25.0%	
FT%	14-17	82.4%	

Dead Ball Rebounds: 0, 0

Arkansas - 83

Record: 0-0

NO.	Name	Min	FG M-A	3P M-A	FT M-A	Rebounds			Fouls		TP	AS	TO	ST	Blocks		+/-
						OR	DR	TOT	PF	FD					BS	BA	
2	Trevon Brazile	F 23:19	5-6	1-2	0-0	2	4	6	1	1	11	0	1	0	4	0	19
11	Jalen Graham	F 11:39	2-3	0-0	3-5	0	2	2	2	4	7	2	0	0	1	0	4
13	Jordan Walsh	F 23:16	3-6	1-3	1-6	0	7	7	2	4	8	2	1	2	1	0	23
0	Anthony Black	G 21:46	3-4	0-0	0-1	1	2	3	2	1	6	5	3	2	1	0	17
3	Nick Smith Jr.	G 19:49	2-7	1-5	4-5	1	2	3	0	2	9	2	2	0	0	0	17
1	Ricky Council IV	19:38	2-4	0-1	4-6	0	2	2	1	5	8	3	2	0	0	0	21
4	Davonte Davis	17:45	0-1	0-1	0-0	0	3	3	2	1	0	3	0	1	0	0	13
20	Kamani Johnson	05:49	1-1	0-0	3-6	0	0	0	2	3	5	0	1	0	0	0	5
15	Makhi Mitchell	07:24	3-3	0-0	0-0	1	2	3	1	0	6	0	0	0	0	0	18
12	Barry Dunning Jr.	11:48	2-4	0-0	2-2	1	1	2	0	1	6	0	2	1	1	1	13
22	Makhel Mitchell	08:22	0-0	0-0	0-0	1	3	4	1	0	0	2	1	0	0	0	7
5	Joseph Pinion	13:45	4-6	4-6	3-4	0	1	1	2	2	15	1	1	1	0	0	8
23	Derrian Ford	10:53	1-1	0-0	0-2	1	2	3	0	1	2	1	1	0	0	0	1
21	Cade Arbogast	02:59	0-1	0-0	0-0	0	0	0	0	0	0	0	1	0	0	0	2
45	Lawson Blake	01:48	0-0	0-0	0-0	0	0	0	0	0	0	0	0	0	0	0	2
Team						2	1	3			0			0			
Totals			28-47	7-18	20-37	10	32	42	17	25	83	21	16	7	8	1	34

Technical Fouls: Coach 1st 7:33

Shooting By Period			
1 st FG%	14-22	63.6%	
3PT%	3-8	37.5%	
FT%	6-13	46.2%	
2 nd FG%	14-25	56.0%	
3PT%	4-10	40.0%	
FT%	14-24	58.3%	
GM FG%	28-47	59.6%	
3PT%	7-18	38.9%	
FT%	20-37	54.1%	

Dead Ball Rebounds: 9, 3

	RSU	ARK
Biggest lead	0 (1 st 20:00)	36 (2 nd 4:37)
Best Scoring Run	6 (2 nd 2:34)	9 (1 st 7:53)
Lead Changes	0	
Times Tied	0	
Time with Lead	00:00	39:23

Points from	RSU	ARK
Turnovers	15	21
Paint	14	42
Second Chance	7	17
Fast Breaks	0	19
Bench	17	42

Period by Period Scoring			
	1st	2nd	TOT
RSU	20	29	49
ARK	37	46	83



Arkansas at Texas

10/29/22 Moody Center, Austin, TX

2022-23 Men's Basketball

Game Time: 3:00 PM

Game Duration: 2:11

Attendance: 7,271

Officials: Gary Maxwell, Rick Crawford, Kelly Self

Arkansas - 60

Record: 0-0

NO.	Name	Min	FG M-A	3P M-A	FT M-A	Rebounds			Fouls		TP	AS	TO	ST	Blocks		+/-
						OR	DR	TOT	PF	FD					BS	BA	
2	Trevon Brazile	F 14:38	1-3	0-0	1-1	0	1	1	0	1	3	0	3	0	1	1	-20
11	Jalen Graham	F 05:44	0-1	0-0	0-0	0	1	1	1	0	0	0	2	0	0	0	-4
13	Jordan Walsh	F 24:34	6-8	2-3	0-1	2	3	5	3	3	14	1	2	2	1	0	-19
0	Anthony Black	G 16:36	1-4	0-1	0-0	0	0	0	2	0	2	2	1	0	0	0	-26
3	Nick Smith Jr.	G 28:10	5-8	1-2	1-1	0	0	0	2	1	12	1	4	2	0	0	-34
1	Ricky Council IV	21:14	0-5	0-2	5-6	1	1	2	2	3	5	0	2	1	1	0	-12
15	Makhi Mitchell	17:02	3-9	0-1	2-3	2	2	4	1	2	8	1	1	0	1	0	-5
4	Davonte Davis	20:31	1-5	0-1	0-0	0	3	3	4	2	2	3	3	1	0	1	-7
20	Kamani Johnson	13:27	1-2	0-0	4-7	4	2	6	3	6	6	0	1	0	1	0	1
12	Barry Dunning Jr.	11:18	0-0	0-0	0-0	0	0	0	0	0	0	1	0	0	0	0	-13
5	Joseph Pinion	12:33	2-5	1-2	2-2	0	2	2	1	1	7	0	2	0	1	0	-4
23	Derrian Ford	08:49	0-0	0-0	1-2	0	1	1	0	1	1	0	1	0	0	0	-2
22	Makhel Mitchell	02:25	0-0	0-0	0-0	0	0	0	0	0	0	1	0	0	0	0	-1
45	Lawson Blake	02:59	0-0	0-0	0-0	0	0	0	0	0	0	0	0	0	0	0	-4
Team						5	2	7			0		1				
Totals			20-50	4-12	16-23	14	18	32	19	20	60	10	23	6	6	2	-30

Technical Fouls::NONE

Shooting By Period			
1 st	FG%	10-25	40.0%
	3PT%	1-5	20.0%
	FT%	9-11	81.8%
2 nd	FG%	10-25	40.0%
	3PT%	3-7	42.9%
	FT%	7-12	58.3%
GM	FG%	20-50	40.0%
	3PT%	4-12	33.3%
	FT%	16-23	69.6%

Dead Ball Rebounds: 3, 0

Texas - 90

Record: 0-0

NO.	Name	Min	FG M-A	3P M-A	FT M-A	Rebounds			Fouls		TP	AS	TO	ST	Blocks		+/-
						OR	DR	TOT	PF	FD					BS	BA	
0	Timmy Allen	F 20:10	5-10	0-1	2-3	2	1	3	3	5	12	4	0	1	0	3	20
1	Dylan Disu	F 14:06	2-2	0-0	0-0	1	4	5	3	0	4	0	1	2	0	0	10
23	Dillon Mitchell	F 15:50	5-6	0-0	0-0	4	1	5	4	0	10	1	3	1	2	0	12
4	Tyrese Hunter	G 25:04	3-9	2-4	2-3	1	2	3	0	5	10	3	4	3	0	2	18
5	Marcus Carr	G 24:54	4-10	1-1	0-0	0	2	2	1	2	9	2	0	0	0	0	31
32	Christian Bishop	20:38	1-2	0-0	4-4	2	3	5	1	3	6	2	0	2	0	0	15
10	Sir'Jabari Rice	24:31	4-6	0-0	3-3	0	0	0	2	1	11	1	1	0	0	0	8
2	Arterio Morris	19:38	6-9	4-6	3-7	0	2	2	1	3	19	3	1	0	0	0	19
30	Brock Cunningham	16:37	2-3	2-2	0-0	1	3	4	2	0	6	4	3	1	0	1	18
14	Alex Anamekwe	06:25	1-1	1-1	0-0	0	1	1	1	0	3	0	0	0	0	0	-1
13	Gavin Perryman	09:11	0-3	0-1	0-0	0	0	0	2	0	0	1	0	0	0	0	-4
12	Cole Bott	02:56	0-0	0-0	0-0	0	1	1	0	0	0	0	0	0	0	0	4
Team						2	0	2			0		0				
Totals			33-61	10-16	14-20	13	20	33	20	19	90	21	13	10	2	6	30

Technical Fouls::NONE

Shooting By Period			
1 st	FG%	16-36	44.4%
	3PT%	5-9	55.6%
	FT%	3-4	75%
2 nd	FG%	17-25	68.0%
	3PT%	5-7	71.4%
	FT%	11-16	68.8%
GM	FG%	33-61	54.1%
	3PT%	10-16	62.5%
	FT%	14-20	70.0%

Dead Ball Rebounds: 3, 0

	ARK	TEX
Biggest lead	0 (1 st 20:00)	34 (2 nd 12:06)
Best Scoring Run	6 (2 nd 9:59)	20 (2 nd 12:06)
Lead Changes	0	
Times Tied	0	
Time with Lead	00:00	39:43

Points from	ARK	TEX
Turnovers	12	26
Paint	28	38
Second Chance	8	10
Fast Breaks	7	17
Bench	29	45

Period by Period Scoring			
	1st	2nd	TOT
ARK	30	30	60
TEX	40	50	90