

2022-23 SCHEDULE / RESULTS						
ARK BANK APPROACH	DATE	DAY	OPP BANK APPROACH	OPPONENT	TV	TIME (CT) / RESULT
10/10	11/07	Mon	--	NORTH DAKOTA STATE	SEC+	W 76 58
Fayetteville, Ark. // Bud Walton Arena - Nolan Richardson Court						
10/10	11/11	Fri	--	FORDHAM	SEC+	W 74 48
Fayetteville, Ark. // Bud Walton Arena - Nolan Richardson Court						
9/10	11/16	Wed	--	SOUTH DAKOTA STATE	SEC+	W 71 56
Fayetteville, Ark. // Bud Walton Arena - Nolan Richardson Court						
MAUI JIM MAUI INVITATIONAL Lahaina, Hawaii // Lahaina Civic Center						
9/9	11/21	Mon	--	vs Louisville	ESPN2	W 80 54
9/9	11/23	Tues	10/8	vs Creighton	ESPN	L 87 90
9/9	11/23	Wed	17/19	vs San Diego State	ESPN2 (OT)	W 78 74
9/9	11/28	Mon	--	TROY	SEC	7:00 pm
Fayetteville, Ark. // Bud Walton Arena - Nolan Richardson Court						
	12/03	Sat		SAN JOSE STATE	SEC	3:00 pm
Fayetteville, Ark. // Bud Walton Arena - Nolan Richardson Court						
	12/06	Tues		UNC GREENSBORO	SEC	6:00 pm
Fayetteville, Ark. // Bud Walton Arena - Nolan Richardson Court						
CRIMSON & CARDINAL CLASSIC						
	12/10	Sat		vs Oklahoma	ESPN2	Noon
Tulsa, Okla. // BOK Center						
	12/17	Sat		vs Bradley	--	7:00 pm
North Little Rock, Ark. // Simmons Bank Arena						
	12/21	Wed		UNC ASHEVILLE	SEC	8:00 pm
Fayetteville, Ark. // Bud Walton Arena - Nolan Richardson Court						
	12/28	Wed		at LSU *	ESPN2/U	8:00 pm
Baton Rouge, La. // Pete Maravich Assembly Center						
	01/04	Wed		MISSOURI *	SEC	7:30 pm
Fayetteville, Ark. // Bud Walton Arena - Nolan Richardson Court						
	01/07	Sat		at Auburn *	SEC	7:30 pm
Auburn, Ala. // Neville Arena						
	01/11	Wed		ALABAMA *	ESPN2/U	6:00 pm
Fayetteville, Ark. // Bud Walton Arena - Nolan Richardson Court						
	01/14	Sat		at Vanderbilt *	ESPN2/U	1:00 pm
Nashville, Tenn. // Memorial Gymnasium						
	01/18	Wed		at Missouri *	SEC	8:00 pm
Columbia, Mo. // Mizzou Arena						
	01/21	Sat		OLE MISS *	ESPN2	11:00 am
Fayetteville, Ark. // Bud Walton Arena - Nolan Richardson Court						
	01/24	Tues		LSU *	ESPN2/U	6:00 pm
Fayetteville, Ark. // Bud Walton Arena - Nolan Richardson Court						
SEC-BIG 12 CHALLENGE						
	01/28	Sat		at Baylor	ESPN2/U	3 or 5 pm
Waco, Texas. // Ferrell Center						
	01/31	Tues		TEXAS A&M *	ESPN2/U	6:00 pm
Fayetteville, Ark. // Bud Walton Arena - Nolan Richardson Court						
	02/04	Sat		at South Carolina *	SEC	2:30 pm
Columbia, S.C. // Colonial Life Arena						
	02/07	Tues		at Kentucky *	ESPN/2	8:00 pm
Lexington, Ky. // Rupp Arena at Central Bank Center - Cawood's Court						
	02/11	Sat		MISSISSIPPI STATE *	ESPN2/U	5:00 pm
Fayetteville, Ark. // Bud Walton Arena - Nolan Richardson Court						
	02/15	Wed		at Texas A&M *	ESPN2/U	8:00 pm
Bryan-College Station, Texas // Reed Arena						
	02/18	Sat		FLORIDA *	ESPN/2	1:00 pm
Fayetteville, Ark. // Bud Walton Arena - Nolan Richardson Court						
	02/21	Tues		GEORGIA *	SEC	8:00 pm
Fayetteville, Ark. // Bud Walton Arena - Nolan Richardson Court						
	02/25	Sat		at Alabama *	ESPN/2	1 or 3 pm
Tuscaloosa, Ala. // Coleman Coliseum						
	02/28	Tues		at Tennessee *	ESPN2/U	8:00 pm
Knoxville, Tenn. // Thompson-Boling Arena - The Summit						
	03/04	Sat		KENTUCKY *	CBS	1:00 pm
Fayetteville, Ark. // Bud Walton Arena - Nolan Richardson Court						
SEC TOURNAMENT Nashville, Tenn. // Bridgestone Arena						
03/08-12	TBD					TBD
NCAA 1st & 2nd ROUNDS						
03/16-19	TBD					TBD
March 16 & 18 at: Birmingham • Des Moines • Orlando • Sacramento March 17 & 19 at: Albany • Columbus • Denver • Greensboro						
NCAA REGIONAL						
03/23-26	TBD					TBD
March 23 & 25 at: WEST: Las Vegas • EAST: New York City March 24 & 26 at: MIDWEST: Kansas City • SOUTH: Louisville						
NCAA FINAL FOUR						
04/01-03	TBD					TBD
Houston, Texas // NRG Stadium						



# ARKANSAS RAZORBACKS

## GAME 7: ARKANSAS RAZORBACKS VS TROY TROJANS

NOV. 28, 2022 • MONDAY • 7:00 PM (CT) • FAYETTEVILLE, ARK. • BUD WALTON ARENA/NOLAN RICHARDSON COURT (19,200)

@RazorbackMBB  
@EricPMusselman

@RazorbackMBB  
@ericpmusselman

/RazorbackMBB

www.ArkansasRazorbacks.com



## #9/9 ARKANSAS RAZORBACKS

OVERALL SEC

5-1 0-0

Eric Musselman (San Diego '87)  
at UA: 78-29 (4th yr)

Collegiate: 188-63 (8th yr)



## TROY TROJANS

OVERALL SUN BELT

6-1 0-0

Scott Cross (UT Arlington '98)  
at Troy: 44-51 (4th)

Career: 224-161 (16th)

### - GAME COVERAGE -

#### TV: SEC NETWORK

Kevin Fitzgerald (PxP) || Pat Bradley (Analyst)

#### RADIO: LEARFIELD RAZORBACK SPORTS NETWORK

Chuck Barrett (PxP) || Matt Zimmerman (Analyst)

Arkansas Gameday App

#### SATELLITE RADIO:

Sirius: 158 || XM: 190 || || SXM App: Channel 961

#### ONLINE:

LIVE STATS: [Arkansas.StatBroadcast.com](https://arkansas.statbroadcast.com)

STREAMING VIDEO: Watch ESPN

## Season 100 for Razorback Basketball

Arkansas is playing its 100th season of basketball in 2022-23 and the fourth under head coach Eric Musselman.

Arkansas' Overall Record 1,766-984 (.642)

## Season 30: Wins Game 500 at Bud Walton Arena

Arkansas is celebrating another milestone in 2022-23 as it marks the 30th year of playing in Bud Walton Arena.

Also, the last time Arkansas played at home (Nov. 16) versus South Dakota State, Arkansas played the 500th men's basketball game in Bud Walton Arena.

^ Arkansas' Bud Walton Arena All-Time Record 409-91 (.818)

Arkansas has ranked among the NCAA top 30 in attendance in each of the first 29 years at Bud Walton Arena. In each of the last two seasons, Arkansas has led the nation in total attendance.

With the win over South Dakota State, Arkansas has won:

^ 12 straight overall in Bud Walton Arena.

^ 31 straight non-conference game in Bud Walton Arena

## Versus Troy

This will be the fifth meeting between Arkansas and Troy. The Razorbacks own a 4-1 advantage in the series, including a 2-1 mark in games played in Fayetteville.

The last time the squad met was Dec. 16, 2017 in North Little Rock. Arkansas claimed an 88-63 victory thanks to 25 points from Daryl Macon. Arkansas shot 53.1 percent from the field while holding the Trojans to 30.5 percent. Troy was led by Wesley Person Jr., who scored 25, making 11-of-13 at the free throw line.

## Razorbacks Go 2-1 at Maui

Arkansas is coming off a third-place finish at the Maui Jim Maui Invitational, posting a 2-1 record for the event.

^ The Hogs beat Louisville, 80-54, in the opener, fell to #10/8 Creighton, 90-87, in the semifinal and beat #17/19 San Diego State, 78-74, on day three.

^ Arizona was the only team to go 3-0, beating Creighton in the championship.

^ 2-1 Teams: Creighton, Arkansas, Ohio State

^ 1-2 Teams: Texas Tech, San Diego State, Cincinnati

^ 0-3 Team: Louisville

## Other Maui News

Anthony Black was named to the Maui Jim Maui Invitational All-Tournament team. He led all scorers at 22.3 ppg, including 26 points in both games one and two. He also averaged 4.7 rebounds and 4.3 assists while making 19-of-22 FT.

Barry Dunning Jr., who played significant minutes in the come-from-behind win in the finale, started the Maui Invitational by winning the player Hula contest.

Arkansas forced 54 turnovers (18.0 avg) in the three games.

Arkansas dished out 14.3 assists per games while opponents only averaged 9.7.

### VS TROY:

OVERALL ... (ARK-OPP) ..... 4-1  
Home: ..... (ARK-OPP) ..... 2-1  
Away: ..... (ARK-OPP) ..... --  
Neutral: ..... (ARK-OPP) ..... 2-0

### ALL-TIME MEETINGS:

12/10/69	20/-	W	137-70	H
12/03/02	L	74-66	H	
11/21/04	W	89-54	N (St. Thomas V.I.)	
12/04/10	W	75-60	H	
12/16/17	W	88-63	N (NLR)	

2022-23 NCAA STAT COMPARISON (BOLD = Leads Conf)					
77.7	99th	Scoring Off.	86.0	17th	
63.3	71st	Scoring Def.	62.3	52nd	
+14.3	58th	Scoring Margin	+23.7	13th	
.473	89th	FG%	.478	73rd	
.405	115th	FG% Def.	.407	123rd	
.299	284th	3PT%	.362	95th	
3.0	344th	3PT Made/Gm	9.0	63rd	
.255	23rd	3PT% Def.	.318	154th	
.692	187th	FT%	.673	228th	
+5.0	93rd	Reb. Margin	+8.9	27th	
14.5	121st	Assists/Gm	16.3	57th	
1.02	173rd	A/T0 Ratio	1.41	40th	
+5.5	22nd	T0 Margin	+7.9	7th	
3.8	112th	Blocks/Gm	2.9	219th	
10.8	17th	Steals/Gm	11.4	11th	
20.2	316th	Fouls/Gm	17.6	204th	

## Year 1 / 100 Trivia

2 teams Arkansas played in year one; the Hogs are playing during the regular season in year 100.  
- at Baylor - 2/18 (L) & 2/19 (W)  
- at Texas A&M - 2/20 (L) & 2/21 (L)

1st GM: Dec. 19, 1923  
at Northeastern St  
(Tahlequah, Okla.)

1st Home GM: Jan. 4, 1924  
vs Northeastern St  
Won, 43-22  
- Jan. 4, 2023 ... Is ARK's SEC home opener vs Mizzou

1st Conference GM: Jan. 25, 1924  
vs SMU  
Lost, 17-11 \*  
\* - UA-record fewest combined pts  
- Jan. 25, 2023 .... ARK vs LSU

1st Conference W: Jan. 26, 1924  
vs SMU  
W, 21-15

Other matching date:  
- Jan. 11 ... Home vs Bama in 2023 is same date UA 1st played UCA ..  
UA scored season-high pts (62) thanks to Elbert Pickel's 27 pts - matching UCA's total.

# THE RAZORBACKS

No.	Name	Pos.	Yr.	Ht.	Wt.	Hometown	High School / Previous School	Wing Span	Standing Reach	MAX Vertical
0	Anthony Black	G	Fr. (4)	6-7	198	Duncanville, Texas	Duncanville HS	6' 8"	8' 6"	42.5"
1	Ricky Council IV	G	Jr. (3)	6-6	205	Durham, N.C.	Southern Durham HS / Wichita State	6' 9"	8' 6"	46"
2	Trevon Brazile	<i>Trev-In "Brazil"</i> F	So. (3)	6-10	212	Springfield, Mo.	Kickapoo HS / Missouri	7' 2.5"	9' 0"	42.5"
3	Nick Smith Jr.	G	Fr. (4)	6-5	185	Jacksonville, Ark.	North Little Rock HS	6' 9"	8' 3"	40.5"
4	Davonte "Devo" Davis	G	Jr. (3)	6-4	185	Jacksonville, Ark.	Jacksonville HS	6' 7"	8' 2"	36"
5	Joseph Pinion	F	Fr. (4)	6-5	190	Morrilton, Ark.	Morrilton HS	6' 6.5"	8' 2.5"	40.5"
11	Jalen Graham	F	Sr. (2)	6-9	225	Phoenix, Ariz.	Mountain Pointe HS / Arizona State	7' 2.5"	8' 11"	36"
12	Barry Dunning Jr.	G	Fr. (4)	6-6	195	Mobile, Ala.	McGill-Toolen Catholic HS	7' 0"	8' 4.5"	47"
13	Jordan Walsh	G/F	Fr. (4)	6-7	205	Desoto, Texas	Link (Mo.) Academy	7' 2"	8' 7.5"	46"
15	Makhi Mitchell	<i>Ma-ki</i> F/C	Sr. (2)	6-9	230	Washington, D.C.	Woodrow Wilson HS / Rhode Island	7' 4"	9' 0"	38.5"
20	Kamani Johnson	F	Sr. (1)	6-7	230	Brooklyn, N.Y.	Holy Spirit (Ga.) Prep School / Little Rock	6' 9.5"	8' 10"	35"
21	Cade Arbogast	G	Jr. (3)	6-3	180	Concord, Calif.	De La Salle HS / Lane (Ore.) CC	6' 2.5"	7' 11"	31"
22	Makhel Mitchell	<i>Ma-kelle</i> F/C	Sr. (2)	6-10	240	Washington, D.C.	Woodrow Wilson HS / Rhode Island	7' 4.5"	9' 1"	34"
23	Derrian Ford	G	Fr. (4)	6-3	205	Magnolia, Ark.	Magnolia HS	6' 3.5"	8' 1.5"	40.5"
45	Lawson Blake	F	So. (3)	6-10	235	Fayetteville, Ark.	Fayetteville HS / Link Year (Mo.) Prep	6' 6.5"	8' 7"	32"

( ) - Number in parenthesis indicates total years of eligibility remaining including this season

Head Coach: Eric Musselman (San Diego, 1987)

Assistant Coach: Anthony Ruta (Arizona State, 2012) • *pronounced R00-tah*

Assistant Coach: Gus Argenal (UC Davis, 2004) • *pronounced Are-GIN-nal*

Assistant Coach: Keith Smart (Indiana, 1995)

Director of Operations: Michael Musselman (San Diego, 2018)

Director of Internal Operations: Riley Hall (Arkansas, 2016)

Head Athletic Trainer: Matt Townsend (Idaho, 2017)

GAs: Jake Alburtus • Markus Black • Ty McHone • Dominic Samangy • Trey Smith • Camden Taylor • Reuben Williams

Dir. of Scouting/Assistant to Head Coach: Todd Lee (South Dakota, 1986)

Special Assistant to the Head Coach: Matt Lopez (Grand Canyon, 2018)

Recruiting Coordinator: Ronnie Brewer Jr. (Arkansas, 2015)

Asst. Dir. of Recruiting & Scouting: Blake Wetherington (Murray State, 2017)

Asst. Director for Basketball Operations: Caleb Cline (South Dakota, 2020)

Head Strength Coach: Dave Richardson (Louisiana-Monroe, 1989)



0 • Anthony BLACK  
TBA (Arts & Sciences)



1 • Ricky COUNCIL IV  
Recreation & Sport Mgmt



2 • Trevon BRAZILE  
Communications



3 • Nick SMITH Jr.  
Recreation & Sport Mgmt



4 • Davonte "Devo" DAVIS  
Recreation & Sport Mgmt



5 • Joseph PINION  
TBA (Arts & Sciences)



11 • Jalen GRAHAM  
Sociology



12 • Barry DUNNING Jr.  
TBA (Education)



13 • Jordan WALSH  
TBA (Arts & Sciences)



15 • Makhi MITCHELL  
Food, Nutrition & Health



20 • Kamani JOHNSON  
Communications



21 • Cade ARBOGAST  
Communications



22 • Makhel MITCHELL  
Food, Nutrition & Health



23 • Derrian FORD  
TBA (Education)



45 • Lawson BLAKE  
Exercise Science



Eric MUSSELMAN  
Head Coach



Gus ARGENAL  
Assistant Coach



Keith SMART  
Assistant Coach



Anthony RUTA  
Assistant Coach



Michael MUSSELMAN  
Dir. of Operations



Riley HALL  
Dir. of Internal Ops



Todd LEE  
Dir. of Scouting/Asst to HC



Ronnie BREWER Jr.  
Recruiting Coord.



Matt LOPEZ  
Special Asst to HC



Blake WETHERINGTON  
Asst Dir. Scouting/Recruiting



Caleb CLINE  
Asst Dir. of Ops

## ABOUT ARKANSAS

Location.....Fayetteville, Ark.  
Enrollment.....30,936  
Founded.....1871  
Colors.....Cardinal (PMS 201) and White  
Nickname.....Razorbacks  
Conference.....Southeastern (SEC)  
System President.....Dr. Donald R. Bobbitt (Arkansas, 1980)  
Chancellor.....Dr. Charles F. Robinson (Houston, 1987)  
Vice Chancellor / AD.....Hunter Yurachek (Guilford, 1990)  
Faculty Representative.....Paul Adams (LSU, 1992)  
Deputy AD/MBB Admin.....Clayton Hamilton (Arkansas, 1994)  
Arena (Capacity).....Bud Walton Arena (19,200)

## HISTORY

First Year of Basketball.....1923-24  
Seasons.....100th  
Head Coaches.....13  
30-Win / 20-Win Seasons.....5 / 35  
13-plus Conference-Win Seasons.....16  
Overall Conference Championships.....24 (2 SEC, 22 SWC)  
NCAA Tournament Record / App.....48-34 (.585) / 35  
NIT Record / App.....6-5 / 4  
SEC Tournament Record.....29-29



## Most Wins Among SEC Since Muss Arrival

• Since Eric Musselman's arrival, Arkansas leads the SEC in overall wins (78) and overall home wins (50) while ranking second in SEC home wins (21) and third in SEC regular-season only wins (33). **Totals are thru Nov 26, 2022.**

OVERALL WINS	SEC ONLY WINS	OVERALL HOME WINS	SEC HOME WINS
<b>ARK 78</b>	UK 37	<b>ARK 50</b>	LSU 22
AUB 72	AUB 34	LSU 44	<b>ARK 21</b>
LSU 67	<b>ARK 33</b>	AUB 44	UK 21
TENN 67	BAMA 33	UK 43	AUB 21
BAMA 66	TENN 33	TENN 42	BAMA 20
UK 64	LSU 32	MS ST 40	TENN 20
MS ST 62	FLA 29	BAMA 38	MS ST 18
FLA 58	MS ST 27	Ole Miss 36	FLA 17

## Second Half Surges

• Arkansas did not back down from adversity at Maui. While splitting games versus Creighton and San Diego State, the Razorbacks erased 12 and 13-point deficits.

### • VERSUS CREIGHTON:

• Down 12 with 1:43 left in the first half • Trailing by 6 at halftime • Grabbed 1st lead at 16:14 2nd half • 2nd half featured all 10 lead changes and all 10 ties

1st Half FG: 15-34 (44.1%) 3PT: 0-5 (0.0%) 4 assists 5 TO 3 steals

2nd Half FG: 18-36 (50.0%) 3PT: 8-15 (53.3%) 11 assists 4 TO 5 steals

### • VERSUS SAN DIEGO STATE:

• Down 13 with 5:56 left in the first half • Trailing by 11 with 14:27 left • Only tied the game twice, both inside the final 40 seconds

• **NEVER LED until scoring first in overtime**

1st Half FG: 9-22 (40.9%) 3PT: 0-8 (0.0%) 4 assists 10 TO 3 steals

2nd Half FG: 11-29 (37.9%) 3PT: 3-8 (37.5%) 4 assists 6 TO 4 steals

## Council and Brazile Flip the Switch To Spur Comebacks

### RICKY COUNCIL IV

• Versus Creighton: Only had eight points with zero rebounds and zero assists in the 1st half; Had 16 points with three rebounds and three assists in the 2nd half

• Versus San Diego St: Only had one point with zero assists in the 1st half; Had 13 points with four assists in the 2nd half.

### TREVON BRAZILE

• Versus Louisville: Battled foul trouble versus Louisville and only scored one point (0-of-2 FG) with just two rebounds.

• Versus Creighton: Only had two points and two rebounds in the 1st half; Had 16 points and four rebounds in the 2nd half

• Versus San Diego St: Only had two points and three rebounds in the 1st half; Had 16 points and five rebounds in the 2nd half.

## Kamani Comes Up Huge vs San Diego State

• After playing just 22 minutes with zero points through the first five games, Kamani Johnson made a huge impact **playing the final 19:07 in the come-from-behind win versus San Diego State**

• Johnson checked in at the 14:25 mark and the Hogs were down 11 (45-34)

• **Tied the game with a tip-in at the buzzer to force overtime**

• Finished the game with seven points, seven rebounds and two steals with a +14

• Had four points, four rebounds and two steals in overtime

• **Sealed the win two free throws with tree seconds left in OT and stole the inbounds pass for the four-point win.**

## On the Home Again

• Arkansas opened the season with three home games before hitting the road for the Maui Invitational, playing three games on a neutral court.

• Versus Troy, Arkansas starts another three-game home stand which includes facing the Trojans once and a pair of Spartans (San Jose State and UNC Greensboro).

• Following this current home stand, Arkansas will play three games as the home team – playing two games on neutral courts and one at Bud Walton Arena – before opening SEC play Dec. 28 at LSU.

• Dec. 10: Arkansas will be the home team in the second annual Crimson and Cardinal Classic versus Oklahoma in Tulsa.

• Dec. 17: Arkansas will make its annual trip to North Little Rock to host Bradley.

• Dec. 21: Arkansas will return to Bud Walton Arena to host UNC Asheville prior to opening league play Dec. 28.

## Black Breaks Out

• Anthony Black had was named to the Maui Invitational All-Tournament team after leading all scorers at 22.3 ppg.

• GMS 1-3: 18 points (6.0 ppg) • 10 rebs • 8 assists 6-18 FG • 2-8 3PT • 4-6 FT

• GM 4-6: 67 points (22.3 ppg) • 14 rebs • 13 assists 22-40 FG • 4-10 3PT • 19-22 FT

• Vs. Louisville: Scored a game-high (and career-high) 26 points with six assists. He was 9-of-11 overall (3-5 3PT) and 5-of-5 from the line.

• Vs. Creighton: Also scored a game-high 26 points (10-of-18) with six rebounds and six assists.

• Vs. San Diego State: Was just 3-of-11 from the field but scored 15 points, with season highs in FT (9 and FTA (10).

## Four for Six

• Ricky Council IV is the only Razorback to score in double figures in all **six** games.

• Led the team in scoring three times and ranks **THIRD IN THE SEC** in scoring 19.0 ppg.

• Leads the SEC in minutes played (36:42) and FGA (89), ranking second in the SEC in FG made (43) and seventh in FG% (48.3)

• In addition to his scoring prowess, Council tied his **career high with four steals** versus Louisville. He has a steal in all six games and ranks 10th in the SEC in thefts (2.0 avg.).

• For the first time his career, has seen action as the point guard and is tied for the team lead with 21 assists.

• Had a **career-high seven assists** in the Fordham win. **Amazingly, his first six assists went to six different players** (Davis, Khi Mitchell, Black, Walsh, Brazile and Graham)

• He has at least two assists in each of the first six games and **ranks ninth in the SEC in assists (3.5 ppg).**

## 2023 NBA MOCK DRAFT BOARDS

One mock draft (NBADraftRoom.com) has **Nick Smith Jr., Anthony Black and Jordan Walsh** all projected as lottery picks. See below for a breakdown of various 2023 NBA Mock Drafts.

### Nick Smith Jr.

#3 overall • #1 college player

NBADraftRoom.com

#3 overall • #1 college player

ESPN.com

#3 overall • #1 college player

TankAthon.com

#3 overall • #1 college player

SportingNews.com

#4 overall • #1 college player

NBCsports.com

#4 overall • #1 college player

BleacherReport.com

#4 overall • #2 college player

Yahoo.com

#5 overall • #2 college player

SI.com

#5 overall • #3 college player

NBADraft.net

#6 overall • #2 college player

Babcock Hoops

### Anthony Black

#4 overall • #3 college player

NBADraftRoom.com

#9 overall • #7 college player

NBADraft.net

#13 overall • #9 college player

Yahoo.com

#14 overall • #9 college player

SI.com

#14 overall • #10 college player

Babcock Hoops

#15 overall • #11 college player

ESPN.com

#16 overall • #11 college player

SportingNews.com

#16 overall • #11 college player

TankAthon.com

#17 overall • #13 college player

NBCsports.com

#18 overall • #14 college player

BleacherReport.com

### Jordan Walsh

#12 overall • #10 college player

NBADraftRoom.com

#20 overall • #15 college player

Babcock Hoops

#21 overall • #15 college player

TankAthon.com

#24 overall • #18 college player

SI.com

#26 overall • #18 college player

ESPN.com

#29 overall • #22 college player

SportingNews.com

### Trevon Brazile

#34 overall • #26 college player

BleacherReport.com

### Ricky Council IV

#58 overall • #48 college player

BleacherReport.com



## TREVON BRAZILE

### Dunk of the Year?

(vs South Dakota State • 1:56 • 2nd Half)

THESE POEPL E THINK SO.....

[The Athletic CBB](#)

[Barstool Sports](#)

[ESPN SportsCenter](#)

[Fox News](#)

[Daniel Gafford](#)

[Magic Johnson](#)

[Bobby Portis](#)

[NCAA March Madness](#)

[SEC Network \(and Poster\)](#)

[The Sporting News](#)

[Sports Illustrated](#)

[Aaron Torres](#)

[Jaylin Williams](#)

Also, two media members that have covered Arkansas Athletics for a combined 100 years said it was the best dunk they have ever seen.

## 2022-23 MISCELLANEOUS STATS

### DOUBLE-FIGURE SCORING GAMES

Player	18-19	19-20	20-21	21-22	22-23	Career
Black				4	4	8
Brazile				4	4	8
Council IV			5	17	6	28
Davis			14	14	2	30
Dunning Jr.					0	0
Graham		1	9	15	1	26
Johnson	5	15	RS	1	0	21
Kel Mitchell		0	13	18	1	22
Khi Mitchell		1	1	19	0	22
Smith Jr.					-	-
Walsh				2	2	4

### 20+ POINT SCORING GAMES

Player	18-19	19-20	20-21	21-22	22-23	Career
Black				2	2	4
Brazile				0	2	2
Davis				1	1	2
Council IV			1	3	2	6
Graham		0	0	0	0	0
Johnson	0	3	RS	0	0	3
Kel Mitchell		0	1	2	0	3
Khi Mitchell		0	0	0	0	0
Smith Jr.					-	-
Walsh				0	0	0

### 30+/40+ POINT SCORING GAMES

Player	18-19	19-20	20-21	21-22	22-23	Career
Council IV			0/0	1/0	-	1 / 0
Johnson	0/0	2/0	RS	0/0	-	2 / 0

### 3+ THREE-POINTERS IN A GAME

Player	18-19	19-20	20-21	21-22	22-23	Career
Black				1	1	2
Brazile				0	3	3
Council IV			0	3	1	4
Davis			1	1	0	2
Pinion					0	0
Smith Jr.					-	-

### DOUBLE FIGURE REBOUNDING GAMES

Player	18-19	19-20	20-21	21-22	22-23	Career
Black				0	0	0
Brazile				1	2	3
Council IV			0	2	0	2
Graham		0	3	1	0	4
Johnson	1	6	RS	0	0	7
Kel Mitchell		0	1	2	0	3
Khi Mitchell		0	0	0	0	0

### DOUBLE FIGURE ASSISTS GAMES

Player	18-19	19-20	20-21	21-22	22-23	Career
Black				0	0	0
Davis		0	0	0	0	0

### DOUBLE-DOUBLES

Player	18-19	19-20	20-21	21-22	22-23	Career
Black				0	0	0
Brazile				2	2	4
Council IV			0	2	0	2
Graham		0	3	1	0	4
Johnson	0	4	RS	0	0	4
Kel Mitchell		0	2	1	0	3
Khi Mitchell		0	1	7	0	8

### TRIPLE-DOUBLES

Player	18-19	19-20	20-21	21-22	22-23	Career
--						

### 5+ ASSIST GAMES

Player	18-19	19-20	20-21	21-22	22-23	Career
Black				3	3	6
Council IV			0	1	1	2
Davis			2	6	2	10
Graham		0	0	2	0	2
Johnson	0	3	RS	0	0	3
Kel Mitchell		0	0	1	0	2
Khi Mitchell		0	0	2	0	2
Smith Jr.					-	-
Walsh				0	0	0

### 3+ STEALS IN A GAME

Player	18-19	19-20	20-21	21-22	22-23	Career
Black				2	2	4
Council IV			0	5	1	6
Davis			2	3	1	6
Graham		1	0	2	0	3
Johnson	1	0	RS	0	0	1
Kel Mitchell		0	0	1	0	1
Khi Mitchell		0	0	2	2	4
Smith Jr.					-	-
Walsh				1	1	2

### 3+ BLOCKS IN A GAME

Player	18-19	19-20	20-21	21-22	22-23	Career
Black				0	0	0
Brazile				5	1	6
Graham		2	4	2	0	8
Johnson	0	0	RS	1	0	1
Kel Mitchell		1	6	11	0	18
Khi Mitchell		0	0	6	0	6

## Council Leads Hogs in Games 1-3

- Ricky Council IV led all scorers in each of the Razorbacks' first three games and **ranked third in the SEC in scoring (19.0 ppg)**.
- First, Council pumped in 22 points in the season-opening win over North Dakota State. While his 22 points were not a career high, it marked just the fifth time in 52 career games he reached the 20-point plateau.
- Council also led Arkansas in the win over Fordham with a game-high 15 points. In the game, **he ran the point guard spot for the first time in his career** and responded with a **career-high seven assists**.
- Council then scored a game-high 19 points in the win over South Dakota State, going 8-of-12 from the field with two impressive dunks. He also led the team with a +25.

## Brazile Posts Career Highs in The Opener; Has 1st Two Career Double-Doubles

- Similar to Council, Trevon Brazile has produced game-highs to start the 2022-23 season.
- He has led the team in rebounding in four of six games and ranks second in the SEC in defensive rebounds (6.5 avg.); seventh in overall rebounding (738 avg.)
- Brazile began his Razorback career with several career marks in the win over North Dakota State.
- Posted his **first career double-double** (21 pts and 12 rebs)
- Scored a **career-high 21 points**
- Grabbed a **career-high 12 rebounds**, including a career-high 11 on the defensive end. In fact, his 11 defensive boards were the most by a Razorback in a season opener under Coach Musselman.
- Had **career highs** in both **3-pointers made (3)** and **attempted (6)**.
- In game two, Brazile only scored eight points on 3-of-7 shooting but pulled down a game-high eight rebounds. HOWEVER, he **led all players with a +32**.
- Versus South Dakota State, Brazile turned in his **second career double-double** with 13 points and 10 rebounds. **AND OH, B Y THE WAY ... threw down the best dunk of the young season and one of the best – many saying THE BEST – in Razorback history.**

## Smith Misses First Six Games

- Arkansas guard Nick Smith Jr., has missed the first three games 2022-23 season. The freshman is going through right knee management and is being withheld for precautionary measures. There is no timetable on his return.

## Razorbacks Picked 2nd in SEC Preseason Poll; Smith Honored

- The Arkansas men's basketball team was picked to finish second in the SEC for the 2022-23 season and freshman guard Nick Smith Jr., was selected first team preseason All-SEC by a select panel of both SEC and national media members.
- The #2 SEC preseason rank is the highest for the Razorbacks since being picked to win the Western Division prior to the 2007-08 season.
- Smith is the first Razorback freshman to earn preseason All-SEC** (first or second team) and becomes the 11th Razorback to earn first team preseason All-SEC honors joining Todd Day (1991-92), Scotty Thurman (1993-94 and 1994-95), Corliss Williamson (1993-94 and 1994-95), Joe Johnson (2000-01), Ronnie Brewer (2005-06), Patrick Beverley (2007-08), BJ Young (2012-13), Bobby Portis (2014-15), Moses Kingsley (2016-17) and Daniel Gafford (2018-19).

## Smith Racks Up Numerous Preseason Honors

- Nick Smith Jr., was honored three times by CBSSports.com as he was named preseason National Freshman of the Year, preseason All-American (second team) and the SEC preseason Freshman of the Year.
- Other big-time honors for the Razorback freshman include being on the John Wooden Award Preseason Watch List, NABC Division I Player of the Year Watch List, the #1 Impact Newcomer for 2022-23 by ESPN, on the Jerry West Award Watch List and National Newcomer of the Year by Blue Ribbon Magazine.

### SMITH'S PRESEASON HONORS

John R. Wooden Award Preseason Watch List  
 NABC Division I Player of the Year Watch List  
 Jersey Mike's Naismith Trophy Men's Player of the Year Preseason Watch List  
 Jerry West Award Watch List  
 All-American second team (CBSSports.com)  
 All-American third team (The Sporting News)  
 All-America fourth team (Blue Ribbon Magazine)  
 National Newcomer of the Year (Blue Ribbon Magazine)  
 National Freshman of the Year (CBSSports.com)  
 Jay Bilas Preseason Freshman All-America Team (ESPN.com)  
 #1 on ESPN.com national Impact Newcomer list  
 #2 on Andy Katz/NCAA.com national Impact Freshmen list  
 #2 on CBSSports.com national Impact Freshmen list  
 SEC Freshman of the Year (CBSSports.com)  
 SEC Freshman of the Year (Blue Ribbon Magazine)  
 First Team All-SEC (media)  
 First Team All-SEC (coaches)  
 First Team All-SEC (Blue Ribbon Magazine)

## Smith and Walsh on Preseason Watch Lists

- A pair of Razorbacks were recognized by the Naismith Hall of Fame as **Nick Smith Jr.**, was named to the **Jerry West Award Watch List** and **Jordan Walsh** was named to the **Julius Erving Watch List**.
- The Jerry West Award goes to the nation's top shooting guard and the Julius Erving Award goes to the nation's top small forward.

Getting to The Charity Stripe, A Muss Must

- Arkansas **LED THE NCAA** by making 633 free throws and attempting 833.
- When getting to the line, Arkansas was productive as it **LED THE SEC** (32nd in the NCAA) in free throw percentage at 76.0%.
- In general, Eric Musselman's c-ollegiate teams do a great job getting to the free throw line. In fact, his teams have either ranked 1st or 2nd in their respective leagues and among the NCAA top 25 in each of his first seven years.
- Below are Musselman's teams' ranking in the **NCAA (first)** and in their respective **leagues (second)** in the categories:

	'15-16	'16-17	'17-18	'18-19	'19-20	'20-21	'21-22
FT Attempts	2/1	13/1	16/2	16/1	8/2	5/1	1/1
FT Made	1/1	24/2	9/2	17/1	3/1	2/1	1/1

INDIVIDUALLY

- 2016-17 Jordan Caroline: 10th in NCAA in FT Att (251)
- 2017-18 Jordan Caroline: 8th in NCAA in FT Att (251)
- 2019-20 **Mason Jones led the NCAA in free throws made (233) and attempted (282)**
- 2020-21 **Moses Moody ranked 2nd in the NCAA in free throws made (151) and attempted (186)**
- 2021-22 Four Razorbacks ranked among the SEC top 15 in free throws made.**

Wing Span

- Helping the Razorbacks case for being elite rim protectors....
- Last Year: Arkansas had three players with wing spans over seven feet.
  - Team wing span average last year was 6-6
- THIS YEAR: Arkansas has six players with wing spans over seven feet.**
  - Team wing span average this year is 6-9

Stats Lost

- Arkansas lost all five starters and nine of its top 11 players. Davonte Davis, who started 14 games and averaged 27.6 minutes while ranking second on the team in assists, is the only player back that played over 600 minutes.
- Gone is
  - All-American JD Notae: **SEC #2 scorer (18.3) & NCAA #14 steals (2.25)**
  - NBA Draft pick Jaylin Williams: **SEC #2 rebounder (9.8) and NCAA #6 in defensive rebounds (8.32)**
- Overall, Arkansas
  - Lost top four scorers
  - Lost top four rebounders
  - Lost six of the top seven assist leaders
  - Lost top five shot blockers
  - Lost five of the top six steals leaders
- Overall, Arkansas lost (10 players):
  - 2,445 Points.....87.0% of scoring
  - 213 3's Made.....91.4% of 3's made
  - 552 FT Made.....87.2% of FT made
  - 1,082 Rebounds.....77.3% of Rebounds
  - 402 Assists.....78.5% of Assists
  - 240 Steals.....85.4% of Steals

**HOWEVER**, if you add the **TWO RAZORBACK RETURNING PLAYERS** – Davonte Davis and Kamani Johnson – with the **FIVE TRANSFERS** – Jalen Graham, Trevon Brazile, Ricky Council IV, Makhi Mitchell and Mahkel Mitchell – **THOSE SEVEN combine to bring the following totals from last year....**

- 1,779 Points .....lost 2,445 from the 10
- 64 3's Made .....lost 213 from the 10
- 357 FT Made.....lost 552 from the 10
- 1,080 Rebounds.....lost 1,082 from the 10
- 310 Assists.....lost 402 from the 10
- 159 Steals.....lost 240 from the 10

Razorbacks Return to Tulsa

- Arkansas will play the second game of the neutral-site series with Oklahoma on Dec. 10 at the BOK Center in Tulsa, Okla.
- The Sooners won last year's meeting, 88-66.
- The Arkansas and Oklahoma series includes 29 games dating back to the 1938-39 season. Arkansas owns a 16-13 advantage in the series, including a 5-1 record when the teams play on a neutral court. The teams have only met in Tulsa once.

ARKANSAS IN TULSA

- Arkansas is 0-1 in Tulsa's BOK Center with last year's loss to Oklahoma.
- OTHER TIMES ARKANSAS HAS PLAYED I TULSA:
  - Is 9-15 all-time at the University of Tulsa.
  - Is 1-2 all-time at Oral Roberts.
  - Is 1-0 vs Oklahoma State at Tulsa's Mabee Center.

Razorbacks Draw Baylor Big 12/SEC Challenge

- In a rematch of the 2021 NCAA Elite 8 meeting, Arkansas will face Baylor as part of the 2023 SEC/Big 12 Challenge. The contest will be played on Jan. 28, 2023, in Waco, Texas.
- Overall, the 10th annual SEC/Big 12 Challenge will feature 10 games played on the same day (Saturday, Jan. 28, 2023) in a matchup of two premier college basketball conferences. ESPN, ESPN2 and ESPNU will once again televise the Challenge.
- Arkansas will play in its ninth consecutive Challenge. The Razorbacks are 4-4 in such games.
- Arkansas helped the SEC win last year's Challenge, 6-4, with a 77-68 home victory over West Virginia. It was the second year in a row the SEC won the Challenge. The SEC has lost the Challenge just one time in the last six years.

RAZORBACKS AND BEARS

2022-23 MISCELLANEOUS STATS

RECORD BREAKDOWN

At Bud Walton Arena	2022-23: 3-0	Muss Era: 50-6
On The Road	2022-23: 0-0	Muss Era: 13-16
Neutral Site	2022-23: 2-1	Muss Era: 14-7
White "Razorback" Uni	2022-23: 0-0	Muss Era: 17-0
White '94 "Razorback" Uni	2022-23: 2-0	Muss Era: 22-6
White "Hog" Uni	2022-23: 1-0	Muss Era: 14-3
White "Arkansas" Uni	2022-23: 0-1	Muss Era: 6-1
Cardinal "Arkansas" Uni	2022-23: 0-0	Muss Era: 10-14
Cardinal "Razorback" Uni	2022-23: 0-0	Muss Era: 1-3
Cardinal Camo "Arkansas" Uni	2022-23: 1-0 *	Muss Era: 3-0 ^
Cardinal "Hog" Uni	2022-23: 0-0	Muss Era: 3-1 +
Cardinal "Arkansas Razorbacks" Uni	2022-23: 1-0	Muss Era: 1-0
Anthracite Uni	2022-23: 0-0	Muss Era: 1-1

When ARK controls tip	2022-23: 4-1	Muss Era: 52-15
When OPP controls tip	2022-23: 1-0	Muss Era: 26-14
When ARK scores first	2022-23: 4-0	Muss Era: 47-11
When OPP scores first	2022-23: 1-1	Muss Era: 31-18

LEADS AND DEFICITS

Leading at the half	2022-23: 4-0	Muss Era: 59-3
Trailing at the half	2022-23: 1-1	Muss Era: 16-26
Tied at the half	2022-23: 0-0	Muss Era: 2-0
'22-23 W/ 5:00 left	Leading: 4-0   Trailing: 1-1   Tied: 0-0	
'22-23 W/ 2:00 left	Leading: 69-3   Trailing: 7-25   Tied: 2-1	
'22-23 W/ 0:00 left	Leading: 4-0   Trailing: 1-0   Tied: 0-1	
'22-23 W/ 0:00 left	Leading: 69-5   Trailing: 7-21   Tied: 1-3	

GMS decided by 1-to-5 pts	2022-23: 1-1	Muss Era: 16-12
GMS decided by 6-to-10 pts	2022-23: 0-0	Muss Era: 18-9
GMS decided by 11+ pts	2022-23: 4-0	Muss Era: 44-8
Overtime games	2022-23: 0-0	Muss Era: 4-3

OFFENSE

Scoring less than 70 points	2022-23: 0-0	Muss Era: 14-11
Scoring 70-79 points	2022-23: 4-0	Muss Era: 31-14
Scoring 80-89 points	2022-23: 1-1	Muss Era: 20-4
Scoring 90-99 points	2022-23: 0-0	Muss Era: 10-0
Scoring 100+ points	2022-23: 0-0	Muss Era: 3-0
1-2 Hogs in Double Figures	2022-23: 0-0	Muss Era: 4-7
3 Hogs in Double Figures	2022-23: 3-1	Muss Era: 30-17
4 Hogs in Double Figures	2022-23: 2-0	Muss Era: 31-3
5-7 Hogs in Double Figures	2022-23: 0-0	Muss Era: 21-2
8+ Hogs in Double Figures	2022-23: 0-0	Muss Era: 1-0
At least 1 Hog Scores 20+	2022-23: 3-1	Muss Era: 37-14
2+ Hogs Score 20+	2022-23: 1-1	Muss Era: 16-8

FG% (Muss Era)	50%+ : 1-0 (18-1)   49.9-40%: 4-1 (48-19)   40%: 0-0 (11-9)
3FG% (Muss Era)	40%+ : 1-1 (17-4)   39.9-30%: 2-0 (26-11)   30%: 2-0 (35-14)

REBOUNDING/TURNOVERS

Out-rebounding opponent	2022-23: 5-0	Muss Era: 45-6
Out-rebounded by opp.	2022-23: 0-1	Muss Era: 28-23
Rebounds are even	2022-23: 0-0	Muss Era: 4-1
Grabbing 10+ off reb	2022-23: 2-1	Muss Era: 42-15
Forcing 15+ turnovers	2022-23: 4-1	Muss Era: 42-17
Committing less than 15 TO	2022-23: 2-1	Muss Era: 57-13

BY MONTH

In November	2022-23: 5-1	Muss Era: 20-1
In December	2022-23: 0-0	Muss Era: 15-4
In January	2022-23: 0-0	Muss Era: 15-9
In February	2022-23: 0-0	Muss Era: 16-7
In March	2022-23: 0-0	Muss Era: 12-6
In April	2022-23: 0-0	Muss Era: 0-0

LED HIS TEAM IN SCORING (INCLUDES TIES)

Player	18-19	19-20	20-21	21-22	22-23	Career
Black					2	2
Brazile				0	1	1
Council IV			3	10	3	16
Davis			3	1	0	4
Graham		0	0	3	0	3
Johnson	0	5	RS	0	0	5
Kel Mitchell		0	2	11	0	13
Khi Mitchell		0	0	4	0	4

LED HIS TEAM IN REBOUNDING (INCLUDES TIES)

Player	18-19	19-20	20-21	21-22	22-23	Career
Black					1	1
Brazile				7	5	12
Council IV			4	3	0	7
Davis			2	0	0	2
Graham		0	6	8	0	14
Johnson	2	8	RS	2	0	12
Kel Mitchell		0	5	8	1	14
Khi Mitchell		0	2	15	1	18

## 2022-23 MEDIA PRESEASON ALL-SEC / POLL

### First Team All-SEC

#### NICK SMITH, JR. - ARKANSAS

Colin Castleton - Florida  
Oscar Tshiebwe - Kentucky  
Sahvir Wheeler - Kentucky  
Santiago Vescovi - Tennessee

### Second Team All-SEC

Brandon Miller - Alabama  
Jahvon Quinerly - Alabama  
KJ Williams - LSU  
Josiah Jordan-James - Tennessee  
Zakai Zeigler - Tennessee

### SEC Player of the Year

Oscar Tshiebwe - Kentucky

### PRESEASON POLL

1. Kentucky
2. **Arkansas**
3. Tennessee
4. Auburn
5. Alabama
6. Texas A&M
7. Florida
8. LSU
9. Ole Miss
10. Mississippi State
11. Missouri
12. Vanderbilt
13. Georgia
14. South Carolina

## 2022-23 COACHES PRESEASON ALL-SEC

### First Team All-SEC

Jahvon Quinerly - Alabama  
**NICK SMITH, JR. - ARKANSAS**  
Colin Castleton - Florida  
Oscar Tshiebwe - Kentucky  
Sahvir Wheeler - Kentucky  
Tolu Smith - Mississippi State  
Kobe Brown - Missouri  
Santiago Vescovi - Tennessee  
Zakai Zeigler - Tennessee

### Second Team All-SEC

Brandon Miller - Alabama  
Wendell Green Jr. - Auburn  
K.D. Johnson - Auburn  
Kario Oquendo - Georgia  
KJ Williams - LSU  
Matthew Murrell - Ole Miss  
Josiah-Jordan James - Tennessee  
Henry Coleman III - Texas A&M

- The Arkansas and Baylor rivalry dates back to the Razorbacks' first season of basketball (1924-24) when both schools were members of the Southwest Conference. The teams have met on 144 previous occasions, making the Bears fourth (tied) among Arkansas' most common opponents behind Texas A&M (161), Texas (155) and SMU (155) while being tied with Rice (144). Arkansas owns a 96-48 advantage in the series, including a 37-32 mark in games played in Waco. However, the teams have only played three times since 1990-91 after Arkansas left the SWC for the SEC and all three were on neutral courts - Jan. 5, 2008, in Dallas; Dec. 20, 2009, in North Little Rock; and Mar. 29, 2021, in Indianapolis.

- 12/04/14	at #20 Iowa State	L	77	95
- 01/30/16	Texas Tech	(ot) W	75	68
- 01/28/17	at Oklahoma State	L	71	99
- 01/27/18	Oklahoma State	W	66	65
- 01/26/19	at #13 Texas Tech	L	64	67
- 01/25/20	TCU	W	78	67
- 01/30/21	at Oklahoma State	L	77	81
- 01/29/22	West Virginia	W	77	68

## Back-to-Back Attendance Leaders

- For the second straight year, Arkansas led the NCAA in men's basketball attendance.

### 2021-22:

- ^ Had an NCAA-best 361,412 cumulative
- UK 2nd at 248,082 / 'Cuse 3rd at 320,279
- ^ Ranked 3rd in the NCAA with 19,022 season avg.
- 'Cuse 1st at 20,017 / UK 3rd at 19,388

### 2020-21:

- ^ Averaged an NCAA-best 4,284
- Tenn., 2nd at 4,191 / TX Tech 2nd at 3,916
- ^ Had an NCAA-best 72,822 cumulative
- Tenn. 2nd at 67,056 / TX Tech 3rd at 58,734

## Overall, The Best Incoming Class in the Nation

- Arkansas not only signed the **consensus #2 recruiting in the nation** with two players ranked #1 at their position but the **Razorbacks have the best transfer class in the nation too, according to BustingBrackets.**


### SIGNING CLASS

- Highest-rated recruiting class in school history (Consensus #2 nationally and #1 SEC)
- Only school with **SIX** on the ESPN Top 100 **AND** Sports Illustrated All-American SI99.
- First time to sign two - much less three - 5-stars (Nick Smith Jr., Jordan Walsh and Anthony Black) in the same class.
- In fact, Arkansas now has only signed seven, 5-stars since 2004. Smith, Walsh and Black are the only Razorback signees to rank among the ESPN top 15 (dating back to 2007).
- Arkansas had never had a class with at least four players among the ESPN top 100 until Eric Musselman's arrival and his staff has now done so twice (class of 2020 and class of 2022).
- Since 2004, only four Arkansas recruiting classes have ranked among the top 10 and Musselman's staff owns two of those - class of 2020 was #5 ESPN / #9 247Sports and class of 2022 ranks #2 in ESPN, 247Sports and Rivals.

## SEC Tourney Returns to Nashville

- After a year in Tampa, the SEC Basketball Tournament returns Nashville's Bridgestone Arena for 2023.
- The SEC Tournament will remain in Nashville through 2030.
- Arkansas is 7-8 all-time at Bridgestone Arena.
- Arkansas has reached the final of two SEC Tournaments played at Bridgestone Arena (2015 and 2017).
- In 30 previous SEC Tournaments, Arkansas:
  - ^ has a record of 29-29.
  - ^ **Won the 2000 SEC Tournament Championship,**
  - ^ Reached **seven finals** (1995, 1999, 2000, 2007, 2008, 2015 and 2017) and **16 semifinals** (1992, 1993, 1994, 1995, 1006, 1998, 2000, 2001, 2007, 2008, 2015, 2017, 2018, 2021 and 2022.).






### ERIC MUSSELMAN LIVE RADIO SHOW

Once again, there will be 12 Arkansas basketball radio shows, all starting at 7 pm, at Sassy's Red House (Shows 1-2) Sassy's BBQ and Grille (Shows 3-12).

Tuesday, Nov. 8	Monday, Jan. 9
Monday, Nov. 14	Monday, Jan. 16
<b>Monday, Dec. 5</b>	Monday, Jan. 23
Monday, Dec. 12	Monday, Jan. 30
Monday, Dec. 18	Monday, Feb. 13
Monday, Jan. 2	Monday, Feb. 20



### COURTSIDE WITH ERIC MUSSELMAN

There will be 10, 30-minute television shows featuring head coach Eric Musselman and co-host Chuck Barrett. Each show will air on Sunday. Please check local listings for times and channels in your area.

<b>Sunday, Jan. 1</b>	Sunday, Feb. 5
Sunday, Jan. 8	Sunday, Feb. 12
Sunday, Jan. 15	Sunday, Feb. 21
Sunday, Jan. 22	Sunday, Feb. 26
Sunday, Jan. 29	Sunday, Mar 5

## ARKANSAS SIGNS TWO 5-STARs

### Layden Blocker

6-2, 180, G

Little Rock, Ark. || Sunrise (Kansas) Christian Academy

Publication	Rating	National Rank	Position Rank	State Rank
247Sports Composite	<b>5-Star</b>	<b>#25</b>	<b>#4 PG</b>	<b>#2 - Kansas</b>
ESPN	4-Star	<b>#22</b>	<b>#6 PG</b>	<b>#1 - Arkansas</b>
On3 Consensus	4-Star	<b>#28</b>	<b>#5 PG</b>	<b>#2 - Kansas</b>
247Sports	4-Star	<b>#29</b>	<b>#6 PG</b>	<b>#3 - Kansas</b>
Rivals	4-Star	<b>#29</b>	<b>#9 PG</b>	-
On3	4-Star	<b>#46</b>	<b>#6 PG</b>	<b>#3 - Kansas</b>

- Named to the 2023 Jersey Mike's Naismith HS Player of the Year Watch List
- Projected by NBADraft.net to be the 20th pick in the 2024 NBA Draft
- Participated in the National Basketball Players Association Top 100 camp and was named to its 10-man All-Star team
- Participated in the USA Basketball junior National Team minicamp

### Baye Fall

6-10, 210, F/C

Dakar, Senegal || Accelerated Schools (Denver, Colo.)

Publication	Rating	National Rank	Position Rank	State Rank
Rivals	<b>5 Star</b>	<b>#11</b>	<b>2 C</b>	--
On3 Consensus	<b>5 Star</b>	<b>#12</b>	<b>3 C</b>	<b>1 Colorado</b>
On3	<b>5 Star</b>	<b>#14</b>	<b>3 C</b>	<b>1 Colorado</b>
247SportsComposite	<b>5 Star</b>	<b>#14</b>	<b>3 C</b>	<b>1 Colorado</b>
247Sports	<b>5 Star</b>	<b>#16</b>	<b>3 C</b>	<b>1 Colorado</b>
ESPN	<b>5 Star</b>	<b>#20</b>	<b>3 C</b>	<b>1 Colorado</b>

- Named to the 2023 Jersey Mike's Naismith HS Player of the Year Watch List
- Projected by NBADraft.net as the #4 overall pick in the 2024 NBA Draft and NBADraftRoom.com has him at the 17th pick
- Was a standout at the prestigious National Basketball Players Association top 100 camp in the summer of 2022 when he led the event in scoring with 14.9 points per game in seven games ... Had a camp-leading 9.4 rebounds per game and averaged an event-leading 4.9 offensive rebounds per game ... Joined fellow Arkansas signee Layden Blocker on the 10-man All-Star squad for the event.
- Was co-MVP performance at the 2021 Pangos All-American Camp.



LAYDEN BLOCKER



BAYE FALL

## ARKANSAS IN 2022-23 RANKINGS

Thru Nov. 25, 2022



TEAM IN THE NCAA/SEC	NCAA	SEC	NO.
Assist/Turnover Ratio (352 ranked)	173	7	1.02
Assists Per Game (352 ranked)	121	5	14.5
Bench Points per game (352 ranked)	88	6	27
Blocks Per Game (352 ranked)	112	9	3.8
Effective FG pct (352 ranked)	148	6	0.524
Fastbreak Points (352 ranked)	117	5	12.38
<b>Field Goal Percentage (352 ranked)</b>	<b>89</b>	<b>2</b>	<b>47.3</b>
Field Goal Percentage Defense (352 ranked)	115	8	40.5
Fouls Per Game (352 ranked)	316	11	20.2
Free Throw Attempts Per Game (352 ranked)	61	5	21.7
Free Throw Percentage (352 ranked)	187	9	69.2
Free Throws Made Per Game (351 ranked)	76	8	15
Rebound Margin (352 ranked)	93	9	5
Rebounds (Defensive) Per Game (352 ranked)	116	6	27
Rebounds (Offensive) Per Game (352 ranked)	244	14	9.5
Rebounds Per Game (352 ranked)	177	10	36.5
Scoring Defense (352 ranked)	71	5	63.3
Scoring Margin (352 ranked)	58	7	14.3
Scoring Offense (352 ranked)	99	6	77.7
<b>Steals Per Game (352 ranked)</b>	<b>17</b>	<b>4</b>	<b>10.8</b>
Three Point Attempts Per Game (352 ranked)	310	14	17.8
Three Point Percentage (352 ranked)	284	11	29.9
<b>Three Point Percentage Defense (352 ranked)</b>	<b>23</b>	<b>3</b>	<b>25.5</b>
Three Pointers Per Game (352 ranked)	318	14	5.3
<b>Turnover Margin (210 ranked)</b>	<b>22</b>	<b>2</b>	<b>5.5</b>
<b>Turnovers Forced Per Game (352 ranked)</b>	<b>15</b>	<b>2</b>	<b>19.67</b>
Turnovers Per Game (351 ranked)	231	7	14.2
Winning Percentage (345 ranked)	41	5	83.3

## RAZORBACKS IN THE NCAA/SEC

	PLAYER	NCAA	SEC	NO.
Assist/Turnover Ratio (349 ranked)	Ricky Council IV	256	11	1.5
Assists (330 ranked)	Anthony Black	219	9	21
	Ricky Council IV	219	9	21
Assists Per Game (327 ranked)	Anthony Black	247	9	3.5
	Ricky Council IV	247	9	3.5
Blocks (304 ranked)	Trevon Brazile	150	14	7
	Makheel Mitchell	202	18	6
Blocks Per Game (327 ranked)	Makheel Mitchell	159	14	1.2
	Trevon Brazile	183	15	1.17
<b>Double Doubles (124 ranked)</b>	<b>Trevon Brazile</b>	<b>35</b>	<b>2</b>	<b>2</b>
<b>Field Goal Attempts (347 ranked)</b>	<b>Ricky Council IV</b>	<b>38</b>	<b>1</b>	<b>89</b>
Field Goal Percentage (349 ranked)	Ricky Council IV	204	7	48.3
<b>Field Goals (329 ranked)</b>	<b>Ricky Council IV</b>	<b>37</b>	<b>2</b>	<b>43</b>
Free Throw Attempts (332 ranked)	Anthony Black	174	7	28
	Ricky Council IV	174	7	28
Free Throw Percentage (329 ranked)	Anthony Black	185	6	82.1
Free Throws (310 ranked)	Anthony Black	123	6	23
	Ricky Council IV	198	8	20
<b>Minutes Per Game (344 ranked)</b>	<b>Ricky Council IV</b>	<b>20</b>	<b>1</b>	<b>36:42</b>
	Anthony Black	200	5	32:42
	Davonte Davis	314	10	31:32
<b>Points (348 ranked)</b>	<b>Ricky Council IV</b>	<b>53</b>	<b>3</b>	<b>114</b>
	Anthony Black	290	13	85
<b>Points Per Game (343 ranked)</b>	<b>Ricky Council IV</b>	<b>52</b>	<b>3</b>	<b>19</b>
	Anthony Black	333	13	14.2
Rebounds (329 ranked)	Trevon Brazile	101	6	47
<b>Rebounds (Defensive) Per Game (350 ranked)</b>	<b>Trevon Brazile</b>	<b>58</b>	<b>2</b>	<b>6.5</b>
Rebounds (Offensive) Per Game (324 ranked)	--	--	--	--
Rebounds Per Game (336 ranked)	Trevon Brazile	113	6	7.8
Steals (253 ranked)	Anthony Black	36	7	14
	Ricky Council IV	92	10	12
	Makhi Mitchell	253	18	9
Steals Per Game (307 ranked)	Anthony Black	53	7	2.33
	Ricky Council IV	100	10	2
	Makhi Mitchell	307	20	1.5
Three Point Attempts (327 ranked)	--	--	--	--
Three Point Percentage (160 ranked)	--	--	--	--
Three Pointers Per Game (335 ranked)	--	--	--	--
Total 3-point FGM (315 ranked)	--	--	--	--
Triple Doubles (1 ranked)	--	--	--	--



# 2022-23 SEC STANDINGS

Through Sat • Nov 26



	SEC	PCT.	HOME	AWAY	OVERALL	PCT.	HOME	ROAD	NEUTRAL	STRK
Auburn	0-0	--	0-0	0-0	6-0	1.000	4-0	0-0	2-0	W6
Ole Miss	0-0	--	0-0	0-0	6-0	1.000	4-0	0-0	2-0	W6
Mississippi State	0-0	--	0-0	0-0	6-0	1.000	3-0	0-0	3-0	W6
Missouri	0-0	--	0-0	0-0	7-0	1.000	7-0	0-0	0-0	W6
Alabama	0-0	--	0-0	0-0	5-1	.833	3-0	1-0	1-1	L1
Arkansas	0-0	--	0-0	0-0	5-1	.833	3-0	0-0	2-1	W1
LSU	0-0	--	0-0	0-0	5-1	.833	3-0	0-0	2-1	L1
Tennessee	0-0	--	0-0	0-0	5-1	.833	2-0	0-0	3-1	W4
Florida	0-0	--	0-0	0-0	4-2	.667	2-1	1-0	1-0	W1
Georgia	0-0	--	0-0	0-0	4-2	.667	3-0	0-1	0-1	L1
Kentucky	0-0	--	0-0	0-0	4-2	.667	4-0	0-1	0-1	W1
Texas A&M	0-0	--	0-0	0-0	4-2	.667	2-0	1-0	1-2	W2
South Carolina	0-0	--	0-0	0-0	3-3	.500	3-0	0-0	0-3	W1
Vanderbilt	0-0	--	0-0	0-0	3-3	.500	1-2	1-0	1-1	W1

## AP (Nov 21)

1	North Carolina (47)	4-0	1541
2	Houston (9)	4-0	1499
3	Kansas (1)	4-0	1396
4	Texas (5)	3-0	1377
5	Virginia (1)	4-0	1279
6	Gonzaga	3-1	1273
7	BAYLOR	4-1	1102
8	Duke	3-1	1057
9	ARKANSAS	3-0	1038
10	CREIGHTON	4-0	1004
11	Indiana	4-0	932
12	Michigan St.	3-1	825
13	AUBURN	4-0	737
14	ARIZONA	3-0	725
15	KENTUCKY	3-2	685
16	Illinois	4-1	673
17	SAN DIEGO ST.	3-0	601
18	ALABAMA	4-0	510
19	UCLA	3-2	506
20	UConn	5-0	298
21	TEXAS TECH	3-0	275
22	TENNESSEE	2-1	238
23	Maryland	5-0	223
24	Purdue	3-0	215
25	Iowa	3-0	132

## COACHES (Nov 21)

1	North Carolina	4-0	759
2	Houston	5-0	729
3	Kansas	4-0	696
4	Texas	3-0	646
5	Gonzaga	3-1	635
6	Virginia	4-0	589
7	BAYLOR	4-1	543
8	CREIGHTON	4-0	506
9	ARKANSAS	3-0	502
10	Duke	3-1	480
11	Indiana	4-0	428
12	ARIZONA	3-0	397
13	KENTUCKY	3-2	360
14	Illinois	4-1	312
15	Michigan St.	3-1	307
16	AUBURN	4-0	301
17	UCLA	3-2	296
18	ALABAMA	4-0	268
19	SAN DIEGO ST.	3-0	267
20	TEXAS TECH	3-0	161
21	TENNESSEE	2-1	157
22	Connecticut	5-0	126
23	Purdue	3-0	125
24	Iowa	3-0	115
25	Maryland	5-0	76

RECEIVING VOTES: TCU 82, Saint Mary's 59, OHIO STATE 56, Michigan 24, Xavier 22, Charleston 17, Toledo 16, Miami (FL) 10, Dayton 9, Villanova 7, Arizona St 5, Virginia Tech 5, St Louis 5, UNLV 5, Oregon 4, West Virginia 3, TEXAS A&M 2, Utah State 1, Penn State 1, MISS STATE 1.

RECEIVING VOTES: OHIO STATE 56, Michigan 52, Saint Mary's 42, TCU 33, Dayton 20, Wisconsin 16, Toledo 12, Virginia Tech 10, Miami (FL) 9, Villanova 8, TEXAS A&M 6, Memphis 6, Xavier 4, St Louis 4, St. John's 3, Drake 3, Charleston 3, Iowa State 2, Arizona State 2, West Virginia 1, Tulane 1, Marquette 1.

## SEC SCHEDULE

Monday, November 28	TV	CT
Bellarmine at Kentucky	SECN+	6:00 pm
Omaha at Mississippi St.	SECN+	6:30 pm
Troy at Arkansas	SEC	7:00 pm

Tuesday, November 29	TV	CT
Missouri at Wichita St.	ESPN+	7:00 pm

## HOGS RANKING BY WEEK

WEEK	AP	COACH	NET
Preseason	10	10	No Poll
Nov. 14	9	10	No Poll
Nov. 21	9	9	No Poll
Nov. 28			
Dec. 5			
Dec. 12			
Dec. 19			
Dec. 26			
Jan. 2			
Jan. 9			
Jan. 16			
Jan. 23			
Jan. 30			
Feb. 6			
Feb. 13			
Feb. 20			
Feb. 27			
Mar. 6			
Mar. 13			
Apr. 4			

## ARKANSAS IN THE POLLS

Ranking in AP Poll unless \* indicating only ranked in the Coaches Poll

As	Overall	H	A	N	Last Meeting	Last Win
As #1	16-4	8-0	6-2	2-2	W, 97-79 vs #14 Georgetown @MEM (11/27/94)	Same
As #2	38-4	17-1	7-0	14-3	W, 76-72 vs #2 Duke @NCAA (4/4/94)	Same
As #3	29-5	13-0	10-5	6-0	W, 97-79 vs Tennessee (1/7/95)	Same
As #4	13-2	8-0	3-2	2-0	W, 94-71 at Missouri (12/3/94)	Same
As #5	13-8	1-1	2-4	10-3	L (OT), 93-95 vs #3 Kentucky @SEC (3/12/95)	69-58 vs #20 Alabama @SEC (3/11/95)
As #6	18-3	6-0	5-0	7-3	L, 78-89 vs #1 UCLA @NCAA (4/3/95)	75-68 vs #4 N. Carolina @NCAA (4/1/95)
As #7	18-1	4-0	7-0	7-1	W, 68-66 vs Auburn (3/4/95)	Same
As #8	9-10	6-1	1-5	2-4	L, 71-78 vs LSU @SEC (3/13/21)	70-64 vs Missouri @SEC (3/12/21)
As #9	25-6	6-1	6-1	13-4	W (OT), 78-74 vs #17 San Diego St (11/23/22)	Same
As #10	18-4	10-1	2-1	6-2	W, 74-48 vs Fordham (11/11/22)	Same
As #11	20-6	10-2	6-4	4-0	W, 89-73 vs South Carolina (2/15/92)	Same
As #12	22-9	11-0	8-5	2-4	L, 88-66 vs Oklahoma (12/11/21)	86-66 vs Charlotte (12/8/21)
As #13	17-5	11-1	3-4	3-0	W, 76-60 vs Penn (11/28/21)	Same
As #14	29-5	13-0	8-2	8-3	L, 78-74 at #13 Tennessee (3/5/22)	77-73 vs LSU (3/2/22)
As #15	16-4	4-1	9-1	3-2	L, 64-82 vs Texas A&M (03/12/22)	90-68 vs Tennessee State (11/17/00)
As #16	17-6	12-1	3-4	2-1	W, 93-80 vs UNI (11/17/21)	Same
As #17	18-9	5-0	5-2	****8-7	W, 69-78 vs #9 Duke @NCAA (3/26/22)	74-68 vs #1 Gonzaga @NCAA (3/24/22)
As #18	20-9	*10-4	8-4	2-1	W, 75-73 vs #6 Kentucky (2/26/22)	Same
As #19	16-7	8-2	3-3	5-2	L, 82-96 vs Ole Miss (1/17/15)	67-45 vs Wofford (11/9/07)
As #20	24-4	**11-0	1-0	****12-4	W, 83-75 vs LSU (2/27/21)	Same
As #21	6-4	3-0	0-1	3-3	L, 78-87 vs #15 N. Carolina @NCAA (3/21/15)	56-53 vs Wofford @NCAA (3/19/15)
As #22	8-5	4-1	2-3	2-1	L, 77-78 at Auburn (1/6/18)	84-79 (OT) vs Miss State @SEC (3/6/99)
As #23	7-1	5-0	2-1	0-0	W, 58-48 vs #16 Tennessee (2/19/22)	Same
As #24	7-1	4-0	3-0	0-1	L, 89-81 vs Hofstra @ NLR (12/8/21)	Same
As #25	5-2	5-0	0-1	0-1	W, 94-77 vs Iona (11/30/14)	Same
TOT.	426-126	195-17	110-57	121-52	W, 78-74 (ot) vs #17 San Diego St (11/23/22)	Same

## ARKANSAS VERSUS THE POLLS

Ranking in AP Poll unless \* indicating only ranked in the Coaches Poll

Vs	Overall	H	A	N	Last Meeting	Last Win
Vs #1	3-11	1-2	0-2	2-7	W, 74-68 vs Gonzaga @NCAA (03/24/22)	Same
Vs #2	6-8	5-2	0-5	1-1	W, 80-69 vs Florida (2/5/13)	Same
Vs #3	0-15	0-1	0-3	0-11	L, 72-81 vs Baylor @NCAA (3/29/21)	--
Vs #4	5-12	2-2	1-7	2-3	L, 66-70 at Kentucky (2/26/19)	96-88 vs Oklahoma (12/30/08)
Vs #5	4-4	4-1	0-1	0-2	W, 74-71 vs Texas A&M (1/27/16)	Same
Vs #6	7-11	4-3	0-5	3-3	W, 75-73 vs Kentucky (2/26/22)	Same
Vs #7	1-5	1-0	0-1	0-4	W, 67-64 vs Texas (1/6/09)	Same
Vs #8	3-4	2-0	1-3	0-1	L, 65-82 vs Kentucky @SEC (3/12/17)	88-61 vs Alabama (1/6/07)
Vs #9	2-6	0-0	1-4	1-2	L, 69-78 vs Duke @NCAA (3/26/22)	91-82 vs Arizona @NCAA (4/2/94)
Vs #10	5-5	2-2	2-1	1-2	L, 90-87 vs Creighton (11/22/22)	(OT), 86-81 at Missouri (2/13/21)
Vs #11	5-8	2-2	1-4	2-2	L (OT), 76-79 vs Auburn (2/4/20)	104-93 vs Missouri (12/5/95)
Vs #12	7-9	2-2	2-4	*3-3	W, 65-58 at LSU (1/15/22)	Same
Vs #13	6-4	3-0	0-2	3-2	L, 74-78 at Tennessee (3/5/22)	87-85 vs Kentucky (1/14/14)
Vs #14	5-7	3-2	0-3	2-2	L, 64-67 at Texas Tech (1/26/19)	91-82 vs Auburn (2/27/18)
Vs #15	3-5	0-0	0-2	0-3	L, 78-887 vs N. Carolina @NCAA (3/21/15)	98-88 vs Mississippi State (1/17/12)
Vs #16	4-7	2-2	0-4	2-1	W, 58-48 vs Tennessee (2/19/22)	Same
Vs #17	4-3	1-2	1-0	2-1	W (OT), 78-74 vs San Diego St (11/23/22)	Same
Vs #18	5-7	1-2	2-3	2-2	L, 67-84 at Ole Miss (1/19/19)	80-73 at Ole Miss (1-31-10)
Vs #19	8-3	3-1	3-1	2-1	W, 90-89 at LSU (2/2/19)	Same
Vs #20	10-5	4-2	1-2	5-1	L, 69-92 at Texas A&M (1/2/16)	66-64 vs Michigan (1/21/12)
Vs #21	5-3	2-1	1-0	2-2	W, 68-66 vs TX Tech @NCAA (3/21/21)	Same
Vs #22	4-2	4-1	0-1	0-0	W (OT), 77-76 vs Kentucky (2/23/11)	Same
Vs #23	3-7	1-2	0-3	2-2	W, 80-72 vs Florida @SEC (3/9/18)	Same
Vs #24	2-4	1-2	*0-1	*1-1	*L, 59-90 at Alabama (1/16/21)	*86-72 vs Indiana @NCAA (3/21/08)
Vs #25	4-4	*3-2	0-0	-1-2	L, 72-81 vs Florida (12/29/16)	82-74 vs Vanderbilt (1/31/16)
TOT.	111-159	56-36	16-62	39-61	L, 90-87 vs #10 Creighton (11/22/22)	74-68 vs #1 Gonzaga @NCAA (3/24/22)

## RANKED ARKANSAS VERSUS RANKED OPPONENT

Overall	H	A	N
47-50	17-5	4-15	26-30
LAST TIME: #9 ARK v #17 San Diego St - W, 78-74 (ot) (11/23/22) LAST W: #17 ARK v #1 ZAGS @ NCAA - W, 74-68 (3/24/22)			
LAST W at Home: #18 ARK v #6 KY - W, 75-73 (2/26/22)			
LAST W on Road: #10 ARK at #18 BAMA - W, 86-80 (2/15/95)			
LAST W vs Neutral: #9 ARK vs #17 AZTECS - W, 78-74 (ot) (11/23/22)			

## LAST TIME HOGS WON AS TOP 25

#	HOME	ROAD	NEUTRAL
#1: Miss State	3/5/94	LSU	3/2/94
#2: NW (La) St	12/4/93	Baylor	1/26/91
#3: Tennessee	1/7/95	Ole Miss	1/4/95
#4: Jackson St.	11/30/94	Missouri	12/03/94
#5: Miss State	1/11/95	Tennessee	1/29/94
#6: Montevallo	2/5/94	UAB	1/27/90
#7: Auburn	3/4/95	Florida	2/28/95
#8: Montevallo	2/25/95	LSU	2/22/95
#9: S Dak State	11/16/22	S. Carolina	1/21/95
#10: Fordham	11/11/22	Alabama	2/15/95
#11: S. Carolina	2/15/92	S. Alabama	11/29/89
#12: Charlotte	12/7/21	S. Carolina	3/2/21
#13: Penn	11/28/21	S. Carolina	1/9/93
#14: LSU	3/2/22	Alabama	2/13/93
#15: Tenn State	11/27/00	Miss State	1/31/98
#16: UNI	11/17/21	S. Alabama	12/30/91
#17: SE Mo. State	11/27/82	Florida	2/6/93
#18: Kentucky	2/26/22	Florida	2/22/22
#19: Wofford	11/9/07	Wake Forest	12/23/98
#20: LSU	2/27/21	LSU	1/2/99
#21: North Texas	12/05/00	--	(0-1)
#22: Providence	1/23/99	Memphis	1/10/98
#23: Tennessee	2/19/22	Missouri	2/15/22
#24: Florida	2/16/21	Ole Miss	2/14/15
#25: Iona	11/30/14	--	(0-1)

## LAST TIME HOGS WON VS TOP 25

#	HOME	ROAD	NEUTRAL
#1: Auburn	2/9/22	--	(0-2)
#2: Florida	2/5/13	--	(0-5)
#3: --	(0-1)	--	(0-3)
#4: Oklahoma	12/30/08	Kentucky	2/9/94
#5: Texas A&M	1/27/16	--	(0-1)
#6: Kentucky	2/26/22	--	(0-5)
#7: Texas	1/6/09	--	(0-1)
#8: Alabama	1/6/07	Kentucky	1/25/92
#9: --	--	Arizona	12/6/92
#10: Florida	2/18/06	Missouri	2/13/21
#11: Missouri	12/5/95	Texas	2/1/79
#12: Texas	2/6/82	LSU	(2-4)
#13: Kentucky	1/14/14	--	(0-1)
#14: Auburn	2/27/18	--	(0-3)
#15: Miss State	1/17/12	--	(0-2)
#16: Tennessee	2/19/22	--	(0-4)
#17: Ole Miss	2/5/10	Kentucky	2/27/14
#18: Vanderbilt	3/1/08	Ole Miss	1/31/10
#19: Auburn	3/5/00	LSU	2/2/19
#20: Michigan	1/21/12	Alabama	2/28/01
#21: Texas A&M	2/17/18	S. Carolina	2/15/17
#22: Kentucky	2/23/11	--	(0-1)
#23: LSU	3/3/92	Texas	3/3/91
#24: UAB	1/2/00	--	(0-1*)
#25: Vanderbilt	1/31/12	--	(0-0)



# VERSUS 2022-23 OPPONENTS

## NON-CONFERENCE

School	Gms	Series Record	H	A	N	Last Meeting
Bradley		• FIRST MEETING •				
Creighton	3	Creighton Leads, 2-1	0-0	0-1	2-0	N - L, 90-87 (11/22/22)
Fordham	3	Arkansas Leads, 2-1	1-0	0-0	1-1	H - W, 64-48 (11/11/22)
Louisville	8	Series Tied 4-4	0-1	1-0	3-3	N - W, 80-54 (11/21/22)
North Dakota State	2	Arkansas Leads, 2-0	2-0	0-0	0-0	H - W, 76-58 (11/07/22)
Oklahoma	29	Arkansas Leads, 16-13	8-5	3-7	5-1	N - L, 88-66 (12/11/21)
San Diego State	3	Arkansas Leads, 3-0	0-0	0-0	3-0	N - W, 78-74 (ot) (11/23/22)
San Jose State		• FIRST MEETING •				
South Dakota State	1	Arkansas Leads, 1-0	1-0	0-0	0-0	H - W, 71-56 (11/16/22)
Texas Tech	80	Series Tied, 40-40	24-10	11-24	5-6	N - W, 68-66 (03/21/21)
Troy	5	Arkansas Leads, 4-1	2-1	0-0	2-0	N - W, 88-63 (12/16/17 - NLR)
UNC Asheville		• FIRST MEETING •				
UNC Greensboro	1	Arkansas Leads, 1-0	1-0	0-0	0-0	H - W, 89-74 (12/10/01)

## SOUTHEASTERN CONFERENCE

School	Gms	Series Record	H	A	N	Last Meeting
Alabama	66	Arkansas Leads, 36-30	20-6	8-22	8-2	A - L, 68-67 (02/12/22)
• SEC Only	56	Arkansas Leads, 29-27	20-6	8-20	1-1	
Auburn	57	Arkansas Leads, 37-20	23-5	13-14	1-1	H - W, 80-76 OT (02/08/22)
• SEC Only	56	Arkansas Leads, 37-19	23-5	13-14	1-0	
Florida	40	Arkansas Trails, 14-26	9-7	3-14	2-5	A - W, 82-74 (02/22/22)
• SEC Only	SAME					
Georgia	41	Arkansas Leads, 25-16	12-3	6-10	6-3	A - W, 99-73 (02/02/22)
• SEC Only	SAME					
Kentucky	46	Arkansas Trails, 13-33	8-8	4-15	1-10	H - W, 75-73 (02/26/22)
• SEC Only	41	Arkansas Trails, 13-28	8-8	4-13	1-8	
LSU	75	Arkansas Leads, 41-34	22-8	13-19	6-7	N - W, 79-67 (03/11/22)
• SEC Only	66	Arkansas Leads, 37-29	22-8	12-18	3-3	
Ole Miss	84	Arkansas Leads, 51-33	17-11	10-20	24-2	A - W, 64-55 (01/26/22)
• SEC Only	55	Arkansas Leads, 29-27	17-10	10-18	1-0	
Mississippi State	67	Arkansas Leads, 35-32	23-8	7-23	5-1	H - W, 63-55 (02/05/22)
• SEC Only	58	Arkansas Leads, 30-28	22-7	6-21	2-0	
Missouri	58	Arkansas Leads, 32-26	18-10	12-16	2-0	A - W, 76-57 (02/15/22)
• SEC Only	21	Arkansas Leads, 13-8	8-2	4-6	1-0	
South Carolina	37	Arkansas Leads, 22-15	12-5	7-8	3-2	H - W, 75-59 (01/18/22)
• SEC Only	SAME					
Tennessee	46	Arkansas Trails, 22-24	12-4	4-15	6-5	A - L, 78-74 (03/05/22)
• SEC Only	42	Arkansas Trails, 19-23	12-4	4-15	3-4	
Texas A&M	164	Arkansas Leads, 105-59	60-15	38-39	7-5	N - L, 82-64 (03/12/22)
• SEC Only	18	Arkansas Leads 10-8	8-1	2-6	0-1	
Vanderbilt	42	Arkansas Leads, 29-13	16-4	8-8	5-1	H - L, 75-74 (01/04/21)
• SEC Only	40	Arkansas Leads 28-12	15-4	8-7	5-1	

## AT THE SEC TOURNEY

Overall: ..... 29-29  
 1st Rd: ..... 4-10  
 2nd Rd: ..... 1-2  
 Quarterfinal: ..... 16-2  
 Semifinal: ..... 7-9  
 Final: ..... 1-6

## RECORD BY OPPONENT

Opponent	Record	Last Meeting
Alabama	1-1	1995, W, 69-58 (Semis)
Auburn	1-0	2000, W, 75-67 (Final)
Florida	2-5	2015, W, 66-50 (2nd)
Georgia	6-3	2015, W, 60-49 (Semis)
Kentucky	1-9	2017, L, 82-65 (Final)
LSU	3-3	2022, W, 79-67 (Quart)
Ole Miss	1-0	2017, W, 73-72 (Quart)
Mississippi State	2-0	2007, W, 81-72 (Semis)
Missouri	1-0	2021, W, 70-64 (Quart)
South Carolina	3-2	2018, W, 69-64 (2nd)
Tennessee	3-4	2018, L, 84-66 (Semis)
Texas A&M	0-1	2022, L, 82-64 (Semis)
Vanderbilt	5-1	2020, W, 86-73 (1st)

## AT THE NCAA TOURNEY

Overall: ..... 48-34  
 1st Rd: ..... 19-8  
 2nd Rd: ..... 11-10  
 Sweet 16: ..... 8-5  
 Elite 8: ..... 6-5  
 Final Four: ..... 2-4  
 Championship: ..... 1-1  
 Regional/Final Consolations: ..... 2-1

## RECORD BY OPPONENT

Opponent	Record	Last Meeting
Alabama	1-0	1991, W, 93-70 (Sweet 16)
Arizona	1-0	1994, W, 91-82 (Final 4)
Arizona State	1-0	1991, W, 97-90 (2nd)
Baylor	0-1	2021, L, 81-72 (Elite 8)
Bucknell	0-1	2006, L, 59-55 (1st)
Butler	0-1	2018, L, 79-62 (1st)
Cal St-Fullerton	1-0	1979, W, 61-58 (Elite 8)
Cincinnati	0-1	1958, L, 97-62 (Final 4 con)
Colgate	1-0	2021, W, 85-68 (1st)
Dayton	1-0	1990, W, 86-84 (2nd)
Duke	1-2	2022, L, 78-69 (Elite 8)
Georgetown	1-1	2001, L, 63-61 (1st)
Georgia State	1-0	1979, W, 117-76 (1st)
Gonzaga	1-0	2022, W, 74-68 (Sweet 16)
Holy Cross	1-0	1993, W, 94-64 (1st)
Indiana	1-0	2008, W, 86-72 (1st)
Indiana State	0-1	1979, L, 73-71 (Elite 8)
Iowa	1-1	1999, L, 82-72 (2nd)
Kansas	0-1	1991, L, 93-71 (Elite 8)
Kansas State	0-2	1982, L, 65-64 (2nd)
Kentucky	0-1	1979, L, 64-59 (Final 4)
LSU	0-1	1981, L, 75-56 (Sweet 16)
Louisville	2-2	1989, L, 93-74 (2nd)
Loyola-Marymount	1-0	1989, W, 120-101 (1st)
Marquette	1-0	1996, W, 65-56 (2nd)
UMass	0-1	1996, L, 79-63 (Sweet 16)
Memphis	1-1	1995, W, 96-91 OT (Sweet 16)
Mercer	1-0	1981, W, 73-67 (1st)
Miami (Fla.)	0-1	2000, L, 75-71 (1st)
Michigan	1-0	1994, W, 76-68 (Elite 8)
Murray State	1-0	1992, W, 80-60 (1st)
Nebraska	1-0	1998, W, 74-65 (1st)
New Mexico State	1-0	2022, W, 53-48 (2nd)
Notre Dame	1-0	1979, W, 71-69 (Final 4)
North Carolina	2-4	2017, L, 72-65 (2nd)
N.C. A&T	1-0	1994, W, 94-79 (1st)
Oklahoma	0-2	1958, L, 65-4 (Sweet 16)
Oral Roberts	1-0	2021, W, 72-70 (Sweet 16)
Oregon	1-0	1945, W, 79-76 (Elite 8)
Oregon State	0-1	1949, L, 56-38 (Elite 8)
Penn State	1-0	1996, W, 86-80 (1st)
Princeton	1-0	1990, W, 68-64 (1st)
Purdue	1-0	1983, W, 78-68 (2nd)
St. John's	1-1	1993, W, 80-74 (2nd)
Seton Hall	1-0	2017, W, 77-71 (1st)
Siena	1-0	1999, W, 94-80 (1st)
Southern Cal	0-1	2007, L, 77-60 (1st)
Syracuse	1-0	1995, W, 96-94 OT (2nd)
Texas	1-0	1990, W, 88-85 (Elite 8)
Texas Southern	1-0	1995, W, 79-78 (1st)
Texas Tech	1-0	2021, W, 68-66 (2nd)
Tulsa	1-0	1994, W, 103-84 (Sweet 16)
UCLA	1-1	1998, L, 89-78 (Final)
Utah	0-1	1998, L, 69-65 (2nd)
Vermont	1-0	2022, W, 75-71 (1st)
Villanova	0-1	1988, L, 82-74 (1st)
Virginia	1-1	1995, W, 68-61 (Elite 8)
Wake Forest	0-1	1977, L, 86-80 (1st)
Washington State	0-1	1941, L, 64-53 (Final 4)
Weber State	2-0	1980, W, 74-63 (2nd)
Wofford	1-0	2015, W, 56-53 (2nd*)
Wyoming	2-0	1949, W, 61-48 (Reg con)

# #PROHOGS

41	NBA Draft Selections	16	All-Star Game Appearances	14	All-Defensive Team Honors
----	----------------------	----	---------------------------	----	---------------------------



**PATRICK BEVERLEY**

- 11th Year in NBA
- 3x NBA All-Defensive Team
- 2009 - 2nd RD/42nd overall



**DANIEL GAFFORD**

- 4th Year in NBA
- 2019 - 2nd RD/38th overall



**ISAIAH JOE**

- 3rd Year in NBA
- 2020 - 2nd RD/49th overall



**MOSES MOODY**

- 2nd Year in NBA
- 1st Hog to be "1 & Done"
- 2021 - 1st RD/14th Pick
- 2022 NBA Champion



**BOBBY PORTIS**


- 8th Year in NBA
- 2021 NBA Champion
- 2015 - 1st RD/22nd overall



**JAYLIN WILLIAMS**

- 1st Year in NBA
- 2022 - 2nd RD/34th overall

13	First Round Draft Picks	7	All-NBA Selections	6	NBA Champions
----	-------------------------	---	--------------------	---	---------------



## PROHOGS AROUND THE WORLD

Adrio Bailey	Frankston Blues (Australia)
Jaylen Barford	Lokomotiv (Russia)
Coty Clarke	Nagoya DD (Japan)
Jeantal Cylla	Union SF (Argentina)
Jabril Durham	Szolnok (Hungary)
Olumuyiwa Famutimi	Scarborough (Canada)
Courtney Fortson	PGE Spojnia Stargard (Poland)
Dusty Hannahs	Santa Cruz Warriors (G League)
Delvon Johnson	Usti n/Labem (Czech Republic)
Joe Johnson	Triplets (USA BIG3)
Mason Jones	Mexico City (G League)
Chris Lykes	Horsens IC (Denmark)
Daryl Macon	Unics (Russia)
JD Notae	Aris (Greece)
Emeka Obukwelu	Skrlijevo (Croatia)
Michael Qualls	Al Riyadi (Lebanon)
Jalen Tate	Peja (Kosovo)
Dustin Thomas	Prishtina (Kosovo)
Charles Thomas	Penarol (Uruguay)
Justin Smith	Delaware Blue Coats (G League)
Au'Diese Toney	Lakeland Magic (G League)
Stanley Umude	Motro City Cruise (G League)
Trey Wade	Arka Gdynia (Poland)
Sonny Weems	Shanxi Loongs (China)





## ERIC MUSSELMAN

### ARKANSAS HEAD COACH

#### San Diego, 1987

78-29 • 4th year as Arkansas head coach  
1887-63 • 8th year as collegiate head coach  
503-291 • 14 seasons as professional head coach

- 1996 USBL Coach of the Year
- 2003 NBA Coach of the Year Runner-Up
- 2012 NBA D-League Coach of the Year
- 2016 Bleacher Report's Mountain West Coach of the Year
- 2017 USBWA District VIII Coach of the Year
- 2018 USBWA District VIII Coach of the Year
- 2018 NABC District 17 Coach of the Year
- 2018 Mountain West Coach of the Year
- 2021 Jim Phelan Coach of the Year Finalist
- 2021 Werner Ladder Naismith Coach of the Year Semifinalist
- 2021 Basketball Times Midlands District Coach of the Year

## COLLEGIATE HEAD COACHING RECORD

Year	Overall	Conf	Finish	Conf Tourn	NCAA/CBI Postseason
2015-16	24-14	10-8	MW (T4th)	1-1	5-1 • CBI Champion
2016-17	28-7	14-4	<b>MW (1st)</b>	3-0 *	0-1 • #12 seed NCAA 1st Rd
2017-18	29-8	15-3	<b>MW (1st)</b>	1-1	2-1 • #7 seed NCAA Sweet 16
2018-19	29-5	15-3	<b>MW (1st)</b>	1-1	0-1 • #7 seed NCAA 1st Rd
2019-20	20-12	7-11	SEC (T10th)	1-0 +	Canceled
2020-21	25-7	13-4	SEC (2nd)	1-1	3-1 • #3 seed Elite 8
2021-22	28-9	13-5	SEC (4th)	1-1	3-1 • #4 seed Elite 8
2022-23	5-1	0-0			
<b>Totals</b>	<b>188-63</b>	<b>87-38</b>		<b>9-5</b>	<b>13-6 (8-5 NCAA / 5-1 CBI)</b>

\* - Tournament champion / + - SEC Tourney canceled after Rd 1 due to COVID

## MUSSELMAN'S CAREER AS HEAD COACH

NOTE: Professional basketball **DOES NOT** count postseason toward season W-L record nor to head coach W-L record

Year	Team	League	Record	Note for the Season	Reg. Season Div./Conf. Finish	Postseason
1989-90	Rapid City	CBA	42-14	<b>MOST WINS IN CBA</b>	1st National Conf.	Finals (8-8) *
1991-92	Rapid City	CBA	37-19	<b>2nd-most wins in CBA</b>	1st National Conf.	Finals (9-7) *
1992-93	Rapid City	CBA	44-12	<b>MOST WINS IN CBA</b>	1st National Conf.	Conf. Finals (5-3) *
1993-94	Rapid City	CBA	37-19	<b>MOST WINS IN CBA</b>	1st National Conf.	Conf. Finals (5-5) *
1994-95	Rapid City	CBA	31-25	6th-most wins in CBA	5th National Conf.	Conf. 1st Rd (0-2) *
1995-96	Florida	CBA	41-15	<b>MOST WINS IN CBA</b>	1st National Conf.	Conf. Finals (5-3) *
1996-97	Florida	CBA	38-18	<b>2nd-most wins in CBA</b>	1st American Conf.	Finals (7-6) *
1995	Florida	USBL	25-2	<b>MOST WINS IN USBL</b>	1st Overall	Champion (1-0) *
1996	Florida	USBL	28-1	<b>MOST WINS IN USBL</b>	1st Southern Div.	Champion (3-0) *
2002-03	Golden State	NBA	38-44	6th Pacific Division	11th Western Conf.	--
2003-04	Golden State	NBA	37-45	T4th Pacific Division	11th Western Conf.	--
2006-07	Sacramento	NBA	33-49	5th Pacific Division	11th Western Conf.	--
2010-11	Reno	D-League	34-16	<b>2nd-most wins in NBADL</b>	1st Western Conf.	Semifinals (2-3) *
2011-12	Los Angeles	D-League	38-12	<b>MOST WINS IN NBADL</b>	1st Western Conf.	Finals (5-2) *
2015-16	Nevada	NCAA	24-14	<b>Led NCAA in FT Made</b>	T4th Mountain West	CBI Champion (5-1)
2016-17	Nevada	NCAA	28-7	T16th for Most wins NCAA	1st Mountain West	#12 seed - NCAA 1st Rd (0-1)
2017-18	Nevada	NCAA	29-8	2nd in NCAA in A-TO ratio	1st Mountain West	#7 seed - NCAA Sweet 16 (2-1)
2018-19	Nevada	NCAA	29-5	7th in NCAA in W-L%	1st Mountain West	#7 seed - NCAA 1st Rd (0-1)
2019-20	Arkansas	NCAA	20-12	<b>Led NCAA in 3Pt% Def</b>	T10th SEC	Canceled
2020-21	Arkansas	NCAA	25-7	<b>NCAA: 2nd FT/11th Scoring</b>	2nd SEC	#3 seed - NCAA Elite 8 (3-1)
2021-22	Arkansas	NCAA	28-9	<b>Led NCAA in FTM/FTA</b>	4th SEC	#4 seed - NCAA Elite 8 (3-1)
2022-23	Arkansas	NCAA	5-1			
2010	Dominican Team		5-1	Silver Medal Centrobasket Championship		
2011	Venezuelan Team		12-9	5th FIBA Americas Championship		
2012	Venezuelan Team		7-4	Silver Medal FIBA South American Championship		

## MUSSELMAN COMPOSITE COACHING RECORD

COLLEGIATE	7th Yr	Overall	Conf	Conf Tourn	NCAA/CBI	ALL POST
Nevada	4 yrs	188-63	87-38	9-5	8-5 / 5-1	22-11
Arkansas	4 yrs	78-29	33-20	3-2	6-2 / --	9-4

## PROFESSIONAL 14 Seasons 503-291 (50-39 Postseason \*)

CBA	7 years	270-122	(39-34 Postseason*)
Rapid City	5 years	191-89	(27-25 Postseason *)
Florida	2 years	79-33	(12-9 Postseason *)
USBL	2 years	53-3	(4-0 Postseason *)
Florida	2 years	53-3	(4-0 Postseason *)
NBA	3 years	108-138	--
Golden State	2 years	75-89	--
Sacramento	1 year	33-49	--
D-League	2 years	72-28	(7-5 Postseason *)
Reno	1 year	34-16	(2-3 Postseason *)
Los Angeles	1 year	28-12	(5-2 Postseason *)
INTERNATIONAL	3 Years	24-14	--
Dominican	1 years	5-1	--
Venezuelan	2 years	19-13	--

\* - Note, professional basketball does not include playoff results in W-L record

\* - Musselman's pro record including playoffs is 553-330

## MUSSELMAN STOPS BY YEAR

1989-90	Head Coach	Rapid City Thrillers	CBA
1990-91	Asst. Coach	Minnesota Timberwolves	NBA
1991-92	Head Coach	Rapid City Thrillers	CBA
1992-93	Head Coach	Rapid City Thrillers	CBA
1993-94	Head Coach	Rapid City Thrillers	CBA
1994-95	Head Coach	Rapid City Thrillers	CBA
Spring '95	Head Coach	Florida Sharks	USBL
1995-96	Head Coach	Florida Beachdogs	CBA
Spring '96	Head Coach	Florida Sharks	USBL
1996-97	Head Coach	Florida Beachdogs	CBA
1998-99	Asst. Coach	Orlando Magic	NBA
1999-00	Asst. Coach	Orlando Magic	NBA
2000-01	Asst. Coach	Atlanta Hawks	NBA
2001-02	Asst. Coach	Atlanta Hawks	NBA
2002-03	Head Coach	Golden State Warriors	NBA
2003-04	Head Coach	Golden State Warriors	NBA
2004-05	Asst. Coach	Memphis Grizzlies	NBA
2005-06	Asst. Coach	Memphis Grizzlies	NBA
2006-07	Head Coach	Sacramento Kings	NBA
2007-10	• DID NOT COACH FOR 3 SEASONS •		
2010-11	Head Coach	Reno Bighorns	NBADL
2011-12	Head Coach	Los Angeles Defenders	NBADL
2012-13	Asst. Coach	Arizona State Sun Devils	NCAA
2013-14	Assoc. HC	Arizona State Sun Devils	NCAA
2014-15	Assoc. HC	LSU Tigers	NCAA
2015-16	Head Coach	Nevada Wolf Pack	NCAA
2016-17	Head Coach	Nevada Wolf Pack	NCAA
2017-18	Head Coach	Nevada Wolf Pack	NCAA
2018-19	Head Coach	Nevada Wolf Pack	NCAA
2019-20	Head Coach	Arkansas Razorbacks	NCAA
2020-21	Head Coach	Arkansas Razorbacks	NCAA
2021-22	Head Coach	Arkansas Razorbacks	NCAA
2022-23	Head Coach	Arkansas Razorbacks	NCAA





## MUSSELMAN AT A GLANCE

- Eric Musselman was named Arkansas' 13th head men's basketball coach on April 7, 2019. He has over 30 years of coaching experience, including his seven as a collegiate head coach and 14 as a professional head coach.
- In his first seven years as a collegiate head coach, Musselman has won at least 20 games each season (24, 28, 29, 29, 20, 25 and 28), advanced to all six postseasons played (including five straight NCAA tournaments) and reached three NCAA Sweet 16's, including an Elite 8 appearances with the Hogs in 2021 and '22. Prior to entering the collegiate head coaching ranks, Musselman was a head coach for seven professional teams, including two seasons with the Golden State Warriors (2002-04) and one with the Sacramento Kings (2006-07). He won over 550 games as a professional head coach with a combined pro winning percentage of .626 (553-330).
- Musselman played collegiately at the University of San Diego and helped the Toreros to NCAA Tournament berths in 1984 and 1987. He was recipient of the program's Bugelli Leadership Award as a senior.
- Musselman is married to Danyelle Sargent Musselman, who has worked at ESPN, Fox Sports and the NFL Network as a broadcaster. Musselman has two sons, Michael and Matthew, and the couple has a daughter, Mariah.
- Musselman's father Bill was also an NBA head coach and they were the first father-son combination to become head coaches in the NBA.

## MUSSELMAN DID YOU KNOWS

- Named General Manager of CBA's Rapid City Thrillers at age of 22. The next year, became head coach of the Thrillers at he age of 23, the youngest coach in CBA history.
- From 1990-1997, had 26 players called up to the NBA, the highest number in the league during that span.
- Is the only person in CBA history to coach in five league All-Star Games (1990, 1992, 1993, 1994, 1997)
- The first coach in professional basketball history to win 100 games by the age of 28.
- At the age of 37, named head coach of the Golden State Warriors and was the youngest head coach ever hired by an NBA team at the time.
- He and his father, Bill, were first father-son combination to both become head coaches in NBA history.
- In 2003, was runner-up to Gregg Popovich for NBA Coach of the Year Award voting (231 points, including 26 first-place votes).
- Is the CBA's third all-time winningest coach (270-122 in seven seasons) and the most successful coach (54-3 in two seasons) in the history of the United States Basketball League.
- Led CBA in scoring (116.7 ppg) in 192-93 and was 2nd in NBA in scoring (102.4 ppg) in 2002-03.
- Only needed 130 games to win his 100th game as a collegiate head coach. He was the 27th-fastest coach in NCAA history to reach 100 wins but was the ninth-fastest since 1970.
- In his first season at Arkansas, the Razorbacks led the NCAA in 3-point field goal percentage defense while Arkansas led the NCAA in both free throws made and attempted in 2022.

## MUSSELMAN VS. ALL OPPONENTS

Opponent	Overall	at Nevada	at Arkansas	Last Meeting
Abilene Christian	1-0	0-0	1-0	12/20/20
Air Force	7-0	7-0	0-0	03/05/19
Akron	1-0	1-0	0-0	12/22/18
<b>Alabama</b>	<b>2-2</b>	<b>0-0</b>	<b>2-2</b>	<b>02/12/22</b>
Arizona State	1-0	1-0	0-0	12/07/18
<b>Auburn</b>	<b>3-1</b>	<b>0-0</b>	<b>3-1</b>	<b>02/08/22</b>
Austin Peay	1-0	0-0	1-0	11/12/19
<b>Baylor</b>	<b>0-1</b>	<b>0-0</b>	<b>0-1</b>	<b>03/29/21</b>
Boise State	7-2	7-2	0-0	02/02/19
<b>Bradley</b>	<b>1-0</b>	<b>1-0</b>	<b>0-0</b>	<b>12/03/16</b>
Buffalo	1-0	1-0	0-0	11/25/16
BYU	1-0	1-0	0-0	11/06/18
Cal State Fullerton	0-1	0-1	0-0	11/28/15
California Baptist	1-0	1-0	0-0	11/19/18
Central Arkansas	2-0	0-0	2-0	12/01/21
Charlotte	1-0	0-0	1-0	12/11/21
Cincinnati	2-0	1-0	1-0	11/23/21
Coastal Carolina	1-0	1-0	0-0	11/13/15
Colgate	1-0	0-0	1-0	03/19/21
Colorado State	7-1	7-1	0-0	02/02/19
<b>Creighton</b>	<b>0-1</b>	<b>0-0</b>	<b>0-1</b>	<b>11/22/22</b>
Davidson	1-0	1-0	0-0	11/21/17
Drake	1-0	1-0	0-0	12/12/15
Duke	0-1	0-0	0-1	03/26/22
Eastern Washington	1-0	1-0	0-0	03/21/16
Elon	1-0	0-0	1-0	12/21/21
<b>Florida</b>	<b>2-2</b>	<b>0-1</b>	<b>2-1</b>	<b>02/22/22</b>
<b>Fordham</b>	<b>1-0</b>	<b>0-0</b>	<b>1-0</b>	<b>11/11/22</b>
Fresno Pacific	1-0	1-0	0-0	12/09/15
Fresno State	6-3	6-3	0-0	02/23/19
Gardner-Webb	1-0	0-0	1-0	11/13/21
<b>Georgia</b>	<b>2-1</b>	<b>0-0</b>	<b>2-1</b>	<b>02/02/22</b>
Georgia Tech	1-0	0-0	1-0	11/25/19
Grand Canyon	1-0	1-0	0-0	12/09/18
Gonzaga	1-0	0-0	1-0	03/24/22
Hawaii	1-1	1-1	0-0	11/24/17
Hofstra	0-1	0-0	0-1	12/18/21
Holy Names	1-0	1-0	0-0	11/30/15
Idaho	1-0	1-0	0-0	11/10/17
Illinois State	1-0	1-0	0-0	11/29/17
Indiana	1-0	0-0	1-0	12/29/19
Iona	1-1	1-1	0-0	11/26/16
Iowa State	0-1	0-1	0-0	03/16/17
Kansas State	1-0	0-0	1-0	11/2/21
<b>Kentucky</b>	<b>2-1</b>	<b>0-0</b>	<b>2-1</b>	<b>02/26/22</b>
Little Rock	1-0	0-0	1-0	12/04/21
Lipscomb	1-0	0-0	1-0	12/05/20
Little Rock	1-0	1-0	0-0	11/16/18
<b>LSU</b>	<b>5-3</b>	<b>0-0</b>	<b>5-3</b>	<b>03/11/22</b>
<b>Louisville</b>	<b>1-0</b>	<b>0-0</b>	<b>1-0</b>	<b>11/21/22</b>
Loyola-Chicago	1-1	1-1	0-0	11/28/18
Loyola Marymount	1-0	1-0	0-0	11/14/16
<b>Ole Miss</b>	<b>3-0</b>	<b>0-0</b>	<b>3-0</b>	<b>01/26/22</b>
Massachusetts	1-0	1-0	0-0	11/23/18
Mercer	1-0	0-0	2-0	11/09/21
<b>Mississippi State</b>	<b>2-3</b>	<b>0-0</b>	<b>2-3</b>	<b>02/05/22</b>
Mississippi Valley	1-0	0-0	1-0	11/25/20
<b>Missouri</b>	<b>5-2</b>	<b>0-0</b>	<b>5-2</b>	<b>02/15/22</b>
Montana	2-0	1-0	1-0	11/16/19
Montana State	1-0	1-0	0-0	11/15/15
Morehead State	2-1	2-1	0-0	04/01/16
New Mexico	5-3	5-3	0-0	02/09/19
New Mexico State	1-0	0-0	1-0	03/19/22
<b>North Dakota State</b>	<b>1-0</b>	<b>0-0</b>	<b>1-0</b>	<b>11/07/22</b>
North Texas	2-0	0-0	2-0	11/29/20

## MUSSELMAN VS. ALL OPPONENTS

Opponent	Overall	at Nevada	at Arkansas	Last Meeting
Northern Iowa	1-0	0-0	1-0	11/17/21
Northern Kentucky	1-0	0-0	1-0	11/30/19
Oakland	1-0	1-0	0-0	11/23/16
<b>Oklahoma</b>	<b>0-1</b>	<b>0-0</b>	<b>0-1</b>	<b>12/11/21</b>
Oklahoma State	0-1	0-0	0-1	01/30/21
Oral Roberts	2-0	0-0	2-0	03/27/21
Oregon State	1-1	1-1	0-0	11/18/16
Pacific	4-0	4-0	0-0	11/09/18
Penn	1-0	0-0	1-0	11/28/21
Portland State	1-0	1-0	0-0	11/25/15
Radford	1-0	1-0	0-0	12/17/17
Rhode Island	1-0	1-0	0-0	11/13/17
Rice	1-0	0-0	1-0	11/05/19
Saint Mary's	0-1	0-1	0-0	11/11/16
<b>San Diego State</b>	<b>4-7</b>	<b>3-7</b>	<b>1-0</b>	<b>11/23/22</b>
San Francisco	0-1	0-1	0-0	12/23/17
<b>San Jose State</b>	<b>6-0</b>	<b>6-0</b>	<b>0-0</b>	<b>01/09/19</b>
Santa Clara	2-0	2-0	0-0	11/15/17
<b>South Carolina</b>	<b>2-1</b>	<b>0-0</b>	<b>2-1</b>	<b>01/18/22</b>
South Dakota	1-0	0-0	1-0	11/22/19
<b>South Dakota State</b>	<b>2-0</b>	<b>1-0</b>	<b>1-0</b>	<b>11/16/22</b>
Southern	1-0	0-0	1-0	12/09/20
Southern Cal	1-0	1-0	0-0	12/01/18
Southern Illinois	1-0	1-0	0-0	12/22/17
<b>Tennessee</b>	<b>2-3</b>	<b>0-0</b>	<b>2-3</b>	<b>03/05/22</b>
Texas	1-0	1-0	0-0	03/16/18
<b>Texas A&amp;M</b>	<b>3-3</b>	<b>0-0</b>	<b>3-3</b>	<b>03/12/22</b>
Texas Tech	1-0	0-0	1-0	03/21/21
TCU	1-1	0-1	1-0	01/25/20
Texas Southern	1-0	0-0	1-0	11/19/19
Texas Tech	0-1	0-1	0-0	12/05/17
Towson	1-0	1-0	0-0	12/21/16
<b>Troy</b>	<b>• FIRST MEETING •</b>			
Tulsa	2-0	1-0	1-0	12/14/19
UC Davis	1-0	1-0	0-0	12/19/17
UC Irvine	2-0	2-0	0-0	12/02/17
UC Santa Barbara	1-0	1-0	0-0	12/22/16
<b>UNC Greensboro</b>	<b>• FIRST MEETING •</b>			
<b>UNC Asheville</b>	<b>• FIRST MEETING •</b>			
UNLV	7-2	7-2	0-0	02/27/19
UT Arlington	1-0	0-0	1-0	12/02/20
Utah	1-0	1-0	0-0	12/29/18
Utah State	7-2	7-2	0-0	03/02/19
Valparaiso	1-0	0-0	1-0	12/21/19
<b>Vanderbilt</b>	<b>3-1</b>	<b>0-0</b>	<b>3-1</b>	<b>01/04/22</b>
Vermont	2-0	1-0	1-0	03/17/16
Washington	1-0	1-0	0-0	12/11/16
West Virginia	1-0	0-0	1-0	01/29/22
Western Kentucky	0-1	0-0	0-1	12/07/19
Wichita State	0-1	0-1	0-0	12/22/15
Wyoming	5-1	5-1	0-0	02/16/19
<b>Totals</b>	<b>188-63</b>	<b>110-34</b>	<b>78-29</b>	

## MUSSELMAN VS. CONFERENCES

American Athletic	4-0	CAA	2-1	Ohio Valley	3-1
American East	2-0	C-USA	4-1	Pac-12	5-1
ACC	3-0	Horizon League	2-0	Patriot League	1-0
Atlantic Sun	2-0	Ind./Non D-1	2-0	SEC	35-23
Atlantic 10	4-0	Ivy League	1-0	SoCon	1-0
Big East	0-1	MAAC	1-1	Southland	2-0
Big Sky	6-0	Mid-American	1-0	SWAC	3-0
Big South	3-0	MEAC	0-0	Summit League	6-0
Big Ten	1-0	Missouri Valley	7-2	Sun Belt	4-0
Big 12	5-6	Mountain West	61-21	WCC	9-2
Big West	5-2	Northeast	0-0	WAC	3-0



## MUSSELMAN RECORD BREAKDOWN

<b>OVERALL:</b>	<b>188-63</b>
<b>- AT ARKANSAS.....</b>	<b>78-29</b>
Home:.....108-11.....	50-6 at Arkansas
Away:.....48-35.....	14-16 at Arkansas
Neutral:.....32-17.....	14-7 at Arkansas
<b>CONFERENCE GAMES:</b>	<b>87-38</b>
<b>- AT ARKANSAS.....</b>	<b>33-20</b>
Home:.....53-11.....	22-6 at Arkansas
Away:.....34-27.....	11-14 at Arkansas
<b>VS RANKED TEAMS...11-12</b>	<b>AS RANKED TEAM: .....70-20</b>
<b>- AT ARKANSAS.....9-9</b>	<b>- AT ARKANSAS.....32-8</b>
Home:.....4-3 / 4-3 at Ark	Home:.....35-1 / 17-0 at Ark
Away:.....2-4 / 2-3 at Ark	Away:.....15-7 / 3-1 at Ark
Neutral:.....5-5 / 3-3 at Ark	Neutral:.....20-11 / 21-7 at Ark
<b>RECORD BY MONTH:</b>	
November:.....45-5.....	20-1 at Arkansas
December:.....36-11.....	15-4 at Arkansas
January:.....38-17.....	14-11 at Arkansas
February:.....37-13.....	15-7 at Arkansas
March:.....29-17.....	13-6 at Arkansas
April:.....1-0.....	0-0 at Arkansas
<b>WHEN LEADING AT HALFTIME:</b>	<b>144-7</b>
at Arkansas.....	60-3
<b>WHEN TRAILING AT HALFTIME:</b>	<b>41-55</b>
at Arkansas.....	16-26
<b>WHEN TIED AT HALFTIME:</b>	<b>4-1</b>
at Arkansas.....	2-0
<b>OUT-REBOUNDING OPP:</b>	<b>115-16</b>
at Arkansas.....	45-6
<b>BEING OUT-REBOUNDED:</b>	<b>62-44</b>
at Arkansas.....	29-22
<b>REBOUNDS ARE EVEN:</b>	<b>11-2</b>
at Arkansas.....	4-1
<b>WHEN SCORING FIRST:</b>	<b>113-27</b>
at Arkansas.....	47-11
<b>WHEN OPPONENT SCORES FIRST:</b>	<b>75-36</b>
at Arkansas.....	31-18
<b>ONE-POSSESSION GAMES:</b>	<b>23-14</b>
at Arkansas.....	8-6
<b>OVERTIME GAMES:</b>	<b>11-6</b>
at Arkansas.....	5-3
<b>GAMES DECIDED BY 1-5 PTS:</b>	<b>40-26</b>
at Arkansas.....	16-12
<b>GAMES DECIDED BY 6-10 PTS:</b>	<b>33-17</b>
at Arkansas.....	18-9
<b>GAMES DECIDED BY 11-19 PTS:</b>	<b>58-13</b>
at Arkansas.....	25-5
<b>GAMES DECIDED BY 20-PLUS PTS:</b>	<b>47-7</b>
at Arkansas.....	19-3
<b>SHOOTING 50 PERCENT OR BETTER:</b>	<b>57-2</b>
at Arkansas.....	19-1
<b>SHOOTING PCT. BETTER THAN OPP:</b>	<b>155-11</b>
at Arkansas.....	66-6
<b>SHOOTING PCT. WORSE THAN OPP:</b>	<b>32-51</b>
at Arkansas.....	12-23
<b>SHOOTING PCT. SAME AS OPP:</b>	<b>1-1</b>
at Arkansas.....	0-0
<b>OUT-SCORING OPP BENCH:</b>	<b>92-9</b>
at Arkansas.....	39-8
<b>OUT-SCORED BY OPP BENCH:</b>	<b>90-43</b>
at Arkansas.....	37-19
<b>BENCH SCORING EVEN:</b>	<b>7-1</b>
at Arkansas.....	3-1

## MOST POINTS BY A MUSSELMAN TEAM

NOTE: MISSING RESULTS FROM RAPID CITY (CBA) AND FLORIDA (USBL)				
142	Arkansas	Mississippi Valley State	11/25/20	W, 142-62
138	LA D-Fenders	Erie BayHawks	02/06/12	W, 138-107
135	LA D-Fenders	Stockton Kings	11/28/11	W, 135-103
135	Sacramento	Charlotte Bobcats	02/28/07	W, 135-120
135	Golden State	Orlando Magic	11/16/02	W, 135-92
133	Golden State	at Milwaukee Bucks	03/08/03	L, 133-138 (OT)
132	LA D-Fenders	Rio Grande Valley Vipers	12/05/11	W, 132-126
128	Sacramento	Los Angeles Lakers	12/29/06	L, 128-132 (OT)
128	Golden State	Utah Jazz	04/08/03	W, 128-102
127	LA D-Fenders	Canton Charge	01/30/12	W, 127-87
127	Reno	Idaho Stampede	12/01/10	W, 127-117
126	Reno	Rio Grande Valley Vipers	004/20/11	L, 126-134

## PLAYER GAME HIGHS:

<b>MOST POINTS:</b>	
at Nevada:	45 Jordan Caroline at New Mexico 01/07/17
	40 Jordan Caroline at Colorado St 02/06/19
	37 D.J. Fenner vs UNLV 02/08/17
	34 Marqueeze Coleman at Hawai'i 11/16/15
	33 Caleb Martin at Utah 12/29/18
	32 Marcus Marshall at Wyoming 01/14/17
	32 Marcus Marshall at Washington 12/11/16
	32 Tyrron Criswell vs Eastern Washington 03/21/16
	30 4x
at Arkansas:	41 Mason Jones vs Tulsa 12/14/19
	40 Mason Jones vs Auburn 02/04/20
	38 Mason Jones vs Miss State 02/15/20
	37 Mason Jones vs Tennessee 02/26/20
	36 Mason Jones vs LSU 03/04/20
	34 Mason Jones vs South Carolina 01/29/20
	34 Isaiah Joe at Ole Miss 01/11/20
	33 Isaiah Joe vs Texas Southern 11/19/19
	32 Mason Jones vs Rice 11/05/19
	31 Stanley Umude at Georgia 02/02/22
	31 JD Notae at Texas A&M 01/08/22
	30 5x - Last: JD Notae vs Kentucky 02/26/22
Season Opener: 32 Mason Jones vs Rice 11/05/19	
SEC Opener 17 Isaiah Joe & Mason Jones vs TX A&M 01/04/20	
SEC Game: 40 Mason Jones vs Auburn 02/04/20	
SEC Tourney: 28 Moses Moody vs LSU 03/13/20	
NCAA Tourney: 27, Justin Smith vs Colgate 03/19/21	
Bud Walton: 41 Mason Jones vs Tulsa 12/14/19	
Road Game: 34 Isaiah Joe at Ole Miss 01/11/20	
Neutral Site: 28 Moses Moody vs LSU 03/13/20	
Ranked Opp: 40 Mason Jones vs Auburn 02/04/20	
Frosh: 28 (4x) Moses Moody (Bama, USC, TX A&M, LSU)	
Soph: 34 Isaiah Joe at Ole Miss 01/11/20	
Junior: 41 Mason Jones vs Tulsa 12/14/19	
Senior+: 31 (2x) Notae at TX A&M and Umude at Georgia	
<b>MOST FIELD GOALS MADE:</b>	
at Nevada:	17 Jordan Caroline at New Mexico 01/07/17
	13 Cody Martin vs Utah State 02/17/18
	12 Jordan Caroline at UNLV 02/25/17
	12 Cameron Oliver vs Eastern Washington 03/21/16
	12 D.J. Fenner v UNLV 02/08/17
at Arkansas:	14 Jimmy Whitt Jr. vs Vanderbilt 01/15/20
	12 Stanley Umude at Georgia 02/02/22
	12 Mason Jones vs Auburn 02/04/20
	12 Mason Jones vs Tulsa 12/14/19
	12 Mason Jones vs Rice 11/05/19
<b>MOST 3-POINTERS MADE:</b>	
at Nevada:	8 Marcus Marshall at UNLV 02/25/17
	7 6x
at Arkansas:	8 Mason Jones at Texas A&M 03/07/20
	7 Isaiah Joe at Ole Miss 01/11/20
	6 5x - LAST: Stanley Umude at Missouri 02/15/22
<b>MOST FREE THROWS MADE:</b>	
at Nevada:	15 Marcus Marshall vs Boise State 02/22/17
	15 Marqueeze Coleman vs UNLV 01/23/16
	15 Marqueeze Coleman at Hawai'i 11/16/15
	14 Jordan Caroline vs Rhode Island 11/13/17
	14 Marcus Marshall at Wyoming 01/14/17
at Arkansas:	18 Mason Jones vs Miss State 02/15/20
	16 Moses Moody vs Alabama 02/24/21
	15 Mason Jones vs South Carolina 01/29/20
	13 JD Notae vs Kentucky 02/26/22
	12 4x - Last Chris Lykes vs Elon 12/21/21
<b>MOST REBOUNDS:</b>	
at Nevada:	24 Cameron Oliver vs Fresno State 02/1/16
	21 Cameron Oliver at UNLV 02/20/16
	17 Cameron Oliver vs Colorado State 03/04/17
	16 6x
at Arkansas:	17 Justin Smith vs Oral Roberts 12/20/20
	16 Jaylin Williams vs Tennessee 02/19/22
	16 Connor Vanover vs North Texas 11/28/20
	15 Jaylin Williams vs New Mexico St 03/19/22
	15 Jaylin Williams vs West Virginia 01/29/22
	15 Jimmy Whitt Jr. vs LSU 03/04/20
	14 Justin Smith vs Oral Roberts 03/27/21
Season Opener: 12 Trevon Brazile vs North Dakota State 11/07/22	
SEC Opener 6 Mason Jones vs Texas A&M 01/04/20	
SEC Game: 16 Jaylin Williams vs Tennessee 02/19/22	
SEC Tourney: 11 Jaylin Williams vs LSU 03/11/22	
NCAA Tourney: 15 Jaylin Williams vs New Mexico St 03/19/22	
Bud Walton: 17 Justin Smith vs Oral Roberts 12/20/20	
Road Game: 13 Jaylin Williams at LSU 01/15/22	
Neutral Site: 15 Jaylin Williams vs New Mexico St 03/19/22	
Ranked Opp: 16 Jaylin Williams vs #16 Tennessee 02/19/22	
Frosh: 10 (5x) last by Jaylin Williams vs Texas Tech 03/21/21	
Soph: 16 (2x) last Jaylin Williams vs Tennessee 02/19/22	
Junior: 12 Mason Jones vs South Carolina 01/29/20	
Senior+: 17 Justin Smith vs Oral Roberts 12/20/20	

## MOST OFFENSIVE REBOUNDS:

at Nevada:	11 AJ West at Pacific 11/21/15
	8 Cameron Oliver vs Fresno State 02/1/16
at Arkansas:	11 Justin Smith vs Oral Roberts 03/27/21
	10 Justin Smith vs Oral Roberts 12/12/20
	6 Au'Diese Toney vs Cincinnati 11/23/21
	6 Justin Smith vs UT Arlington 12/02/20
	6 Reggie Chaney at Missouri 02/08/20
	5 9x - Last: Au'Diese Toney vs AUB 02/08/22

## MOST DEFENSIVE REBOUNDS:

at Nevada:	16 Cameron Oliver vs Fresno State 02/1/16
	14 Cameron Oliver vs Colorado State 03/04/17
	14 Cameron Oliver at Wyoming 01/4/17
	13 Cameron Oliver vs Colorado State 03/11/17
	13 Cameron Oliver at Air Force 02/15/17
at Arkansas:	15 Jaylin Williams vs Tennessee 02/19/22
	15 Jaylin Williams vs West Virginia 01/29/22
	14 Connor Vanover vs North Texas 11/28/20
	14 Jimmy Whitt Jr. vs LSU 03/04/20
	13 Jaylin Williams vs New Mexico St 03/19/22
	13 Jaylin Williams at LSU 01/15/22
	11 5x - LAST: Trevon Brazile vs N Dakota St 11/07/22

## MOST ASSISTS:

at Nevada:	11 Cody Martin vs BYU 11/06/18
	11 Cody Martin vs Colorado State 02/25/18
	11 Marqueeze Coleman vs Holy Names 11/30/15
	10 Cody Martin vs Little Rock 11/16/18
	10 Cody Martin vs Pacific 11/09/18
	10 Marcus Marshall vs Colorado State 03/04/17
at Arkansas:	11 Jalen Tate vs UCA 12/12/12
	10 Jalen Tate vs Georgia 01/09/21
	9 Mason Jones at Ole Miss 01/11/20
	8 JD Notae vs Kentucky 02/26/22
	8 Davonte Davis vs Charlotte 12/07/21
	8 Jalen Tate at Vanderbilt 01/23/21
	8 Mason Jones vs Vanderbilt 01/15/20

Season Opener: 7 Isaiah Joe vs Rice 11/05/19  
SEC Opener 5 Jalen Harris vs Texas A&M 01/04/20  
SEC Game: 10 Jalen Tate vs Georgia 01/09/21  
SEC Tourney: 6 Mason Jones vs Vanderbilt 03/11/20  
NCAA Tourney: 2 (2x) last JD Notae vs Gonzaga 03/12/22  
Bud Walton: 11 Jalen Tate vs Central Arkansas 12/12/12  
Road Game: 9 Mason Jones at Ole Miss 01/11/20  
Neutral Site: 6 Jalen Tate vs Oral Roberts 03/27/21  
Ranked Opp: 6 (2x) last JD Notae vs Gonzaga 03/12/22  
Frosh: 6 Davonte Davis (2x) vs Georgia and vs LSU  
Soph: 8 Davonte Davis vs Charlotte 12/07/21  
Junior: 9 Mason Jones at Ole Miss 01/11/20  
Senior+: 11 Jalen Tate vs Central Arkansas 12/12/12

## MOST STEALS:

at Nevada:	5 Caleb Martin vs California Baptist 11/19/18
	5 Jordan Caroline at San Diego St 02/12/17
	5 Marqueeze Coleman at New Mexico 12/30/15
	4 17x
at Arkansas:	8 JD Notae vs New Mexico St 03/19/22
	7 JD Notae vs Mercer 11/09/21
	7 JD Notae vs Vanderbilt 01/04/22
	6 Jaylin Williams vs Texas A&M 01/22/22
	5 7x: last Davonte Davis vs AUB 02/08/22

Season Opener: 7 JD Notae vs Mercer 11/09/21  
SEC Opener 3 Mason Jones vs Texas A&M 01/04/20  
SEC Game: 7 JD Notae vs Vanderbilt 01/04/21  
SEC Tourney: 4 Notae vs LSU 03/11/22 & Davis vs LSU 03/13/20  
NCAA Tourney: 8 JD Notae vs New Mexico St 03/09/22  
Bud Walton: 7 JD Notae vs Mercer 11/09/21  
Road Game: 5 (2x) last JD Notae at South Carolina  
Neutral Site: 8 JD Notae vs New Mexico St 03/09/22  
Ranked Opp: 4 Desi Sills vs Auburn 02/04/20  
Frosh: 4 Davonte Davis vs LSU 03/13/20  
Soph: 6 Jaylin Williams vs Texas A&M 01/22/22  
Junior: 5 (4x) last JD Notae vs Colgate 03/19/21  
Senior+: 8 JD Notae vs New Mexico St 03/09/22

## MOST BLOCKED SHOTS:

at Nevada:	6 Cameron Oliver vs Morehead State 04/01/16
	5 7x
at Arkansas:	6 Connor Vanover vs North Texas 11/28/20
	5 Connor Vanover at Oklahoma St. 01/30/21
	5 Connor Vanover vs Ole Miss 01/27/21
	5 Adrio Bailey vs Valpo 12/21/19
	5 Adrio Bailey vs Texas Southern 11/19/19
	4 7x - Last Jaylin Williams vs LSU 03/11/22

Season Opener: 3 Connor Vanover vs Miss Valley 11/25/20  
SEC Opener: 3 Jaylin Williams at Mississippi State 12/29/21  
SEC Game: 5 Connor Vanover vs Ole Miss 01/27/21  
SEC Tourney: 4 Jaylin Williams vs Tennessee 02/19/22  
NCAA Tourney: 3 Moses Moody vs Oral Roberts 03/27/21  
Bud Walton: 6 Connor Vanover vs North Texas 11/28/20  
Road Game: 5 Connor Vanover at Oklahoma State 01/30/21  
Neutral Site: 5 Adrio Bailey vs Valpo 12/21/19  
Ranked Opp: 4 Jalen Tate vs Alabama 02/24/21  
Frosh: 4 Jaylin Williams vs LSU 02/27/21  
Soph: 6 Connor Vanover vs North Texas 11/28/20  
Junior: 3 (2x) last Ethan Henderson vs LSU 03/13/21  
Senior+: 5 Adrio Bailey 2x

## TEAM GAME HIGHS:

MOST POINTS:				
at Nevada:	119	vs Fresno State 12/09/15	W, 119-70	
	110	vs UMass 11/23/18	W, 110-87	
	108	vs Holy Names 11/30/15	W, 108-57	
	105	at New Mexico 01/07/17	W, 105-104 (OT)	
	104	vs UNLV 02/08/17	W, 104-77	
	103	at Wyoming 01/24/18	L, 103-104 (20T)	
	102	vs Fresno State 01/31/18	W, 102-92	
	101	at UNLV 02/28/18	W, 101-75	
	100	vs Colorado State 01/23/19	W, 100-60	
at Arkansas:	142	vs Mississippi Valley 11/25/20	W, 142-62	
	101	at South Carolina 03/02/21	W, 101-73	
	100	vs Central Arkansas 12/12/12	W, 100-75	
	99	at Georgia 02/02/22	W, 99-73	
	99	vs Georgia 01/09/21	W, 99-69	
	99	vs LSU 03/04/20	W, 99-90	
	98	vs Tulsa 12/14/19	W, 98-79	
	97	vs Central Arkansas 12/01/21	W, 97-60	
	97	at Auburn 12/30/20	W, 97-89	
MOST FIELD GOALS MADE:				
at Nevada:	40	vs UMass 11/23/18		
	40	vs Fresno State 12/09/15		
	40	vs Holy Names 11/30/15		
	38	vs San Jose State 0/09/19		
	38	vs UNLV 02/08/17		
at Arkansas:	48	vs Mississippi Valley 11/25/20		
	40	at Georgia 02/02/22		
	40	vs Central Arkansas 12/01/21		
	40	vs Central Arkansas 12/12/20		
MOST FIELD GOALS ATTEMPTED:				
at Nevada:	80	at UNLV 02/20/16		
	77	vs Colorado State 02/25/18		
	75	at New Mexico 01/07/17		
	74	3x last vs Wyoming 01/03/18		
at Arkansas:	86	vs Mississippi Valley 11/25/20		
	77	vs Oral Roberts 12/20/20		
	76	at LSU 01/13/21		
	76	vs Central Arkansas 12/12/20		
BEST FIELD GOAL PERCENTAGE:				
at Nevada:	.615 (40-65)	vs UMass 11/23/18		
	.597 (40-67)	vs Fresno State 12/09/15		
	.597 (40-67)	vs Holy Names 11/30/15		
	.593 (32-54)	at Utah State 02/17/18		
	.589 (33-56)	vs Fresno State 01/31/18		
at Arkansas:	.571 (36-63)	at Vanderbilt 01/23/21		
	.569 (29-51)	vs Louisville 11/21/22		
	.567 (34-60)	vs Little Rock 12/04/21		
	.567 (34-60)	vs Tulsa 12/14/19		
	.563 (40-71)	at Georgia 02/02/22		
	.558 (48-86)	vs Mississippi Valley 11/25/20		
MOST 3-POINT FIELD GOALS MADE:				
at Nevada:	17	at Pacific 11/18/17		
	15	vs Pacific 11/09/18		
	15	at Air Force 01/06/18		
	15	at Santa Clara 11/15/17		
	15	at New Mexico 01/07/17		
at Arkansas:	20	vs Mississippi Valley 11/25/20		
	15	at Georgia 02/02/22		
	15	at South Carolina 03/02/21		
	14	at Texas A&M 03/07/20		
	13	vs Gardner-Webb 11/13/21		
MOST 3-POINT FIELD GOALS ATTEMPTED:				
at Nevada:	39	vs South Dakota State 12/15/18		
	37	at Fresno State 01/12/19		
	37	vs San Jose State 02/21/18		
	34	vs San Jose State 01/09/19		
	34	at Pacific 11/18/17		
at Arkansas:	40	vs Mississippi Valley 11/25/20		
	34	vs Lipscomb 12/05/20		
	33	at South Carolina 03/02/21		
	33	vs Southern 12/09/20		
	32	at Texas A&M 03/07/20		
BEST 3-POINT FIELD GOAL PERCENTAGE:				
at Nevada:	.600 (6-10)	vs Morehead State 03/30/16		
	.588 (10-17)	at Fresno State 12/27/17		
	.579 (11-19)	vs Southern Illinois 12/22/17		
	.550 (11/20)	vs Oakland 11/23/16		
at Arkansas:	.667 (6-9)	vs TCU 01/25/20		
	.571 (12-21)	vs Georgia 01/09/21		
	.536 (15-28)	at Georgia 02/02/22		
	.524 (11-21)	at Missouri 02/15/22		
	.500 (20-40)	vs Mississippi Valley 11/25/20		
MOST FREE THROWS MADE:				
at Nevada:	39	vs Morehead State 04/01/16		
	36	vs Rhode Island 11/13/17		
	35	vs Tulsa 11/22/18		
	31	at Wyoming 01/14/17		
at Arkansas:	36	vs LSU 03/04/20		
	29	vs Elon 12/21/21		
	28	vs West Virginia 01/29/22		
	28	at Missouri 02/08/20		
	27	4x 0 LAST vs South Carolina 01/18/22		

MOST FREE THROWS ATTEMPTED:				
at Nevada:	45	vs Morehead State 04/01/16		
	44	vs Rhode Island 11/13/17		
	43	at Pacific 11/21/15		
	42	vs Tulsa 11/22/18		
at Arkansas:	54	vs LSU 03/04/20		
	43	vs Alabama 02/24/21		
	40	vs South Carolina 01/29/20		
	39	at Missouri 02/08/20		
	36	at Tennessee 02/11/20		
BEST FREE THROW PERCENTAGE:				
at Nevada:	.929 (13-14)	vs Loyola-Chicago 03/22/18		
	.929 (13-14)	at Cal State Fullerton 11/28/15		
	.900 (18-20)	at Pacific 11/18/17		
at Arkansas:	1.000 (11-11)	vs Duke 03/26/22		
	.944 (17-18)	vs Oklahoma 12/11/21		
	.944 (17-18)	at LSU 01/08/20		
	.929 (13-14)	vs Mississippi State 02/02/21		
	.923 (12-13)	at South Carolina 03/02/21		
	.917 (11-12)	vs South Dakota 11/22/19		
MOST REBOUNDS:				
at Nevada:	61	at Pacific 11/21/15		
	60	vs Fresno Pacific 12/09/15		
	57	vs Fresno State 02/13/16		
	53	at UNLV 02/20/16		
	50	vs San Jose State 12/28/16		
at Arkansas:	58	Oral Roberts 12/20/20		
	58	vs Mississippi Valley 11/25/20		
	54	vs Lipscomb 12/05/20		
	47	vs Central Arkansas 12/01/21		
	46	3x - LAST at Alabama 02/12/22		
MOST OFFENSIVE REBOUNDS:				
at Nevada:	25	at Pacific 11/21/15		
	19	vs Fresno Pacific 12/09/15		
	19	vs Fresno State 02/13/16		
	19	vs Florida 03/21/19		
at Arkansas:	24	vs Oral Roberts 12/20/20		
	21	at Alabama 02/12/22		
	20	at Texas A&M 01/08/22		
	20	vs Mississippi Valley 11/25/20		
	18	vs Cincinnati 11/23/21		
	18	vs Oral Roberts 03/27/21		
MOST DEFENSIVE REBOUNDS:				
at Nevada:	43	vs Fresno State 02/13/16		
	42	vs San Jose State 12/28/16		
	41	vs Fresno Pacific 12/09/15		
	40	vs Little Rock 11/16/18		
at Arkansas:	44	vs Lipscomb 12/05/20		
	38	vs Mississippi Valley 11/25/20		
	36	vs LSU 02/27/21		
	36	vs Valparaiso 12/21/19		
	35	vs Rice 11/05/19		
MOST ASSISTS:				
at Nevada:	29	vs Holy Names 11/30/15		
	27	at Santa Clara 11/15/17		
	25	vs Illinois State 11/29/17		
	25	at New Mexico 01/07/17		
	24	vs UC Davis 12/19/17		
at Arkansas:	26	vs Central Arkansas 12/12/20		
	26	vs Mississippi Valley 11/25/20		
	23	at Georgia 02/02/22		
	23	vs Gardner-Webb 11/13/21		
	22	vs Central Arkansas 12/01/21		
	22	at Vanderbilt 01/23/21		
MOST STEALS:				
at Nevada:	15	vs San Jose State 01/09/19		
	15	vs Utah State 01/02/19		
	13	at New Mexico 12/30/15		
	12	vs New Mexico 01/28/17		
	11	4x		
at Arkansas:	16	vs Central Arkansas 12/01/21		
	15	at Georgia Tech 11/25/19		
	14	vs South Dakota State 11/16/22		
	14	vs Texas A&M 01/22/22		
	14	vs Auburn 02/04/20		
	14	vs Rice 11/05/19		
	13	5x - LAST: vs Fordham 11/11/22		
MOST BLOCKED SHOTS:				
at Nevada:	11	at Oregon State 12/05/15		
	10	at Wyoming 01/20/16		
	10	vs Holy Names 11/30/15		
	9	vs UNLV 03/08/18		
	9	at New Mexico 01/07/17		
at Arkansas:	11	vs Alabama 02/24/21		
	10	vs Elon 12/21/21		
	10	vs Texas Southern 11/19/19		
	8	5x - LAST: vs Central Arkansas 12/12/20		
MOST TURNOVERS:				
at Nevada:	21	at Texas Tech 12/05/17		
	21	vs Morehead State 03/30/16		
	20	vs Fresno Pacific 12/09/15		
	20	at San Diego State 03/11/16		

MUSS TEAMS IN THE NCAA/CONFERENCE STATS											
	2015-16	2016-17	2017-18	2018-19	2019-20	2020-21	2021-22				
3-pt FG Att	176 / 8	372 / 9	29 / 2	51 / 2	115 / 5	26 / 3	105 / 7				
A-Turnover Ratio	232 / 9	13 / 1	2 / 1	15 / 1	140 / 4	103 / 2	110 / 4				
Assists/Gm	220 / 9	32 / 1	27 / 2	75 / 3	226 / 10	80 / 4	116 / 7				
Blocks/Gm	7 / 1	64 / 3	74 / 2	100 / 2	84 / 9	17 / 4	71 / 8				
Def Reb/Gm	19 / 1	31 / 2	92 / 6	31 / 2	287 / 12	33 / 2	52 / 3				
Fewest Fouls	342 / 11	105 / 3	253 / 9	184 / 6	322 / 12	329 / 13	323 / 10				
Fewest TO	335 / 11	59 / 1	24 / 1	21 / 1	59 / 1	320 / 10	291 / 7				
FG Pct	251 / 9	146 / 5	60 / 3	68 / 4	147 / 6	100 / 4	218 / 10				
FG Pct Defense	28 / 2	120 / 7	140 / 4	42 / 3	169 / 12	70 / 5	58 / 4				
FT Attempts	2 / 1	13 / 1	16 / 2	16 / 1	8 / 2	5 / 1	1 / 1				
FT Made	1 / 1	24 / 2	9 / 2	17 / 1	3 / 1	2 / 1	1 / 1				
FT Pct	43 / 2	159 / 6	66 / 2	167 / 6	102 / 6	68 / 4	32 / 1				
Off Reb/Gm	76 / 2	132 / 3	255 / 7	205 / 6	325 / 14	44 / 8	107 / 11				
Fouls/Gm	275 / 8	35 / 1	95 / 1	126 / 3	311 / 11	131 / 3	189 / 6				
Reb Margin	4 / 2	72 / 1	232 / 81	97 / 3	342 / 14	56 / 3	89 / 6				
Scoring Defense	177 / 5	151 / 6	191 / 6	55 / 1	185 / 9	189 / 8	145 / 9				
Scoring Margin	117 / 5	39 / 1	27 / 1	9 / 1	70 / 4	24 / 1	53 / 5				
Scoring Offense	113 / 5	37 / 1	18 / 2	28 / 1	56 / 5	11 / 2	50 / 4				
Steals/Gm	98 / 3	262 / 8	174 / 6	172 / 4	41 / 1	48 / 4	72 / 8				
3 Pt FG Defense	59 / 2	18 / 2	20 / 1	113 / 3	1 / 1	174 / 9	125 / 11				
3 PT FG/Game	323 / 11	33 / 2	31 / 3	74 / 3	143 / 4	169 / 5	279 / 11				
3 PT FG Pct	314 / 11	42 / 1	26 / 2	155 / 6	175 / 5	198 / 7	320 / 11				
3 PT FGM	251 / 9	22 / 2	15 / 2	59 / 2	129 / 4	39 / 4	182 / 7				
Total Assists	112 / 2	30 / 2	10 / 1	69 / 2	251 / 10	12 / 1	40 / 4				
Total Blocks	3 / 1	50 / 3	44 / 1	88 / 2	81 / 7	3 / 2	37 / 5				
Total Rebounds	2 / 1	25 / 3	44 / 2	63 / 2	306 / 14	4 / 3	8 / 2				
Total Rebs/Gm	18 / 1	41 / 1	171 / 6	72 / 4	322 / 14	18 / 2	50 / 5				
Total Steals	40 / 3	208 / 9	85 / 2	157 / 4	34 / 1	5 / 2	25 / 6				
Turnover Margin	184 / 5	169 / 7	22 / 2	22 / 1	9 / 1	58 / 2	40 / 4				
Turnovers Forced	154 / 5	306 / 10	191 / 6	127 / 3	29 / 1	52 / 7	42 / 5				
Fewest TO/Gm	208 / 7	26 / 2	4 / 1	13 / 1	47 / 1	151 / 3	133 / 4				
W-L Pct	93 / 3	17 / 1	17 / 1	7 / 1	89 / 5	17 / 2	36 / 4				
<hr/>											
at Arkansas	21	vs Rice 11/05/19									
	20	vs South Dakota State 11/16/22									
	20	vs Missouri 03/12/21									
	20	at Tennessee 01/06/21									
	20	vs Austin Peay 12/03/19									
	19	at LSU 01/15/22									
	19	vs Valparaiso 12/21/19									
<hr/>											
MOST FOULS:											
at Nevada:	38	at Wichita State 12/22/15									
	30	at New Mexico 01/07/17									
	30	at New Mexico 12/30/15									
	28	at Utah State 03/02/19									
at Arkansas	32	at Missouri 02/08/20									
	28	Missouri 01/02/21									
	28	at Texas A&M 03/07/20									
	26	2x last at Tennessee 03/05/22 & 02/11/20									
<hr/>											
OPPONENT GAME HIGHS (at Ark):											
POINTS	99	at Georgia 02/29/20									
	92	at LSU 01/13/21									
	90	vs Creighton 11/22/22									
	90	at Alabama 01/16/21									
	90	vs LSU 03/04/20									
FG MADE	38	at Georgia 02/29/20									
	34	at LSU 01/13/21									
	31	vs Creighton 11/22/22									
	31	vs Texas A&M 02/12/22									
	31	at Texas A&M 01/08/22									
	31	vs Hofstra 12/18/21									
	31	5 other times									
FG ATTEMPTS	80	vs Auburn 02/08/22									
	76	vs LSU 02/21/27									
	72	vs LSU 03/02/22									
	72	at South Carolina 02/03/21									
	72	vs Mississippi Valley 11/25/20									
	72	vs Valparaiso 12/21/19									
FG PCT	.588 (30-51)	vs Mississippi State 02/15/20									
	.585 (31-53)	vs Creighton 11/22/22									
	.567 (38-67)	at Georgia 02/29/20									
	.564 (31-55)	at Texas A&M 01/09/22									
	.549 (28-51)	vs Oklahoma 12/11/21									
3 PT MADE	17	vs Northern Iowa 11/17/21									
	15	at Alabama 01/16/21									
	15	at Auburn 12/30/20									
	14	at Kentucky 02/09/21									
	13	5x: LAST vs Oklahoma 12/11/21									
3 PT ATT	39	vs Mississippi Valley 11/25/20									
	37	vs Northern Iowa 11/7/21									
	33	vs Alabama 02/24/21									
	32	vs Auburn 02/08/22									
	32	at Missouri 02/13/21									
3 PT PCT	.667 (12-18)	at Tennessee 03/05/22									
	.591 (13-22)	vs Oklahoma 12/11/21									
	.538 (14-26)	at Kentucky 02/09/21									
	.533 (8-15)	vs Texas A&M 03/12/22									
	.533 (8-15)	vs Baylor 03/29/21									

FT MADE	34	at Missouri 02/08/20
	28	vs Missouri 01/02/21
	27	vs LSU 03/11/22
	27	at Mississippi State 01/22/20
	25	at Ole Miss 01/11/20
FT ATTEMPTS	44	at Missouri 02/08/20
	39	vs Missouri 01/02/21
	33	vs South Carolina 01/29/20
	31	vs LSU 03/11/22
	31	at Texas A&M 03/07/20
	31	at Mississippi State 01/22/20
FT PCT	1.000 (13-13)	at Ole Miss 01/26/22
	1.000 (14-14)	vs Florida 02/16/21
	.962 (25-26)	at Ole Miss 01/11/20
	.950 (19-20)	vs Texas A&M 10/12/22
	.947 (18-19)	vs LSU 03/02/22
REBOUNDS	60	vs Auburn 02/08/22
	53	at LSU 01/08/20
	52	at Missouri 02/08/20
	51	vs Missouri 01/02/21
OFF REB	24	vs Auburn 02/08/22
	23	at LSU 01/08/20
	22	vs LSU 03/02/22
	16	vs Kentucky 02/26/22
DEF REB	41	vs Missouri 01/02/21
	37	at Georgia Tech 11/25/19
	36	vs Auburn 02/08/22
	35	vs Kentucky 01/18/20
ASSISTS	18	vs Texas A&M 03/12/22
	18	vs Oklahoma 12/11/21
	18	at Kentucky 02/09/21
	18	at Alabama 01/16/21
	17	<b>9x LAST vs Creighton 11/22/22</b>
STEALS	12	at Mississippi State 12/29/21
	12	at Alabama 01/16/21
	11	vs Texas A&M 01/22/22
	10	5x - LAST: at Texas A&M 01/08/22
BLOCKS	9	at Texas A&M 01/08/22
	9	vs Auburn 01/20/21
	9	at Tennessee 01/06/21
	7	at Oklahoma State 01/30/21
	7	vs Oral Roberts 12/20/20
TURNOVERS	30	<b>vs Fordham 11/11/22</b>
	27	vs Rice 11/05/19
	26	vs Mississippi State 02/02/21
	25	vs Central Arkansas 12/01/21
	24	at Georgia Tech 11/25/19
	24	vs Texas Southern 11/19/19
FOULS	35	vs LSU 03/04/20
	33	vs South Carolina 01/29/20
	32	vs Alabama 02/24/21
	29	vs West Virginia 01/29/22
	29	vs Missouri 01/02/21

## ARKANSAS TEAM GAME LOWS:

FEWEST PTS	53	vs New Mexico State 03/19/22
	58	vs Tennessee 02/19/22
	59	at Alabama 01/16/21
	59	at Florida 02/18/20
	61	vs Mississippi State 02/02/21
	61	at Tennessee 02/11/20
FEWEST FG	14	vs New Mexico State 03/19/22
	15	at Tennessee 02/11/20
	18	vs Tennessee 02/19/22
	19	vs Missouri 01/02/21
	19	vs Kentucky 01/18/20
FEWEST FGA	45	vs North Texas 11/12/19
	46	vs Austin Peay 12/03/19
	49	at Tennessee 02/11/20
LOWEST FG%	.275 (14-51)	vs New Mexico State 03/19/22
	.268 (19-71)	vs Missouri 01/02/21
	.305 (18-59)	vs Tennessee 02/19/22
	.306 (15-49)	at Tennessee 02/11/20
	.314 (22-70)	at Alabama 02/12/22
FEWEST 3PT FG	0	vs South Carolina 01/18/22
	1	vs Oral Roberts 03/27/21
	2	<b>vs San Diego State 11/23/22</b>
	2	<b>vs Fordham 11/11/22</b>
	2	vs Mississippi State 02/02/21
	3	11x - LAST: vs New Mexico State 03/19/22
FEWEST 3 FGA	9	vs Oral Roberts 03/27/21
	9	vs TCU 01/25/20
	11	vs South Carolina 01/18/22
	11	vs Baylor 03/29/21
	13	vs Charlotte 12/07/21
LOWEST 3 PT%	.000 (0-11)	vs South Carolina 01/18/22
	.111 (1-9)	vs Oral Roberts 03/27/21
	.125 (2-16)	<b>vs Fordham 11/11/22</b>
	.118 (2-17)	vs Mississippi State 02/02/21
	.136 (3-22)	vs Kansas State 11/22/21
	.167 (3-18)	vs LSU 03/12/22
	.167 (4-24)	vs Oral Roberts 12/20/20
	.167 (3-18)	vs Northern Kentucky 11/30/19

FEWEST FT	4	at Georgia 02/02/22
	4	at Oklahoma State 01/30/21
	6	at Mississippi State 01/22/20
	7	vs Rice 11/05/19
FEWEST FTA	7	at Georgia 02/02/22
	7	at Oklahoma State 01/30/21
	8	at Ole Miss 01/26/22
	8	vs Central Arkansas 12/12/20
LOWEST FT%	.471 (8-17)	vs Southern 12/09/20
	.500 (13-26)	vs Central Arkansas 12/01/21
	.533 (8-15)	<b>vs South Dakota State 11/16/22</b>
	.533 (8-15)	vs Vanderbilt 01/15/20
	.545 (6-11)	at Mississippi State 01/22/20
FEWEST REBS	23	vs Missouri 02/22/20
	24	vs North Texas 11/12/19
	24	at LSU 01/08/20
	25	vs Duke 03/26/22
	25	at Texas A&M 03/07/20
FEWEST OFF REB	2	vs Missouri 02/22/20
	3	vs New Mexico State 03/19/22
	3	at LSU 01/08/20
	3	at Georgia Tech 11/25/19
	4	at Ole Miss 01/26/22
	4	vs North Texas 11/12/19
FEWEST DEF REB	15	at Florida 02/18/20
	17	vs Duke 03/26/22
	18	at Tennessee 02/11/20
	18	vs TCU 01/25/20
	19	vs Mississippi State 02/15/20
FEWEST ASSISTS	6	at Tennessee 02/11/20
	7	vs Kansas State 11/22/21
	7	vs Missouri 01/02/21
	7	at Alabama 02/01/20
	8	<b>9x -LAST vs San Diego State 11/23/22</b>
FEWEST STEALS	0	vs Texas Tech 03/21/21
	2	vs New Mexico State 03/19/22
	2	at Tennessee 01/06/21
	4	4x - LAST: vs West Virginia 01/29/22
FEWEST BLOCKS	0	at Alabama 02/12/22
	1	vs New Mexico State 03/19/22
	1	vs Texas Tech 03/21/21
	1	vs Georgia 01/09/21
	1	vs Northern Kentucky 11/30/19
	1	vs South Carolina 01/29/20
	1	vs Mississippi State 02/15/20
	1	at Florida 02/18/20
FEWEST TO	5	vs New Mexico State 03/19/22
	5	vs Northern Iowa 11/17/21
	5	vs LSU 03/04/20
	6	at Florida 02/22/22
	6	vs Mississippi State 02/05/22
	6	at Kentucky 02/09/21
	6	at Georgia 02/29/20
FOULS	6	vs Mercer 11/09/21
	10	vs Southern 12/09/20
	12	vs Mississippi Valley 11/25/20
	14	6x: Last: at Ole Miss 01/26/22

## OPPONENT GAME LOWS (at Ark):

FEWEST PTS	43	vs Missouri 01/12/22
	43	vs Rice 11/05/19
	43	vs North Texas 11/12/19
	44	vs Southern 12/09/20
	45	vs Mississippi State 02/02/21
FEWEST FG	14	vs Missouri 01/12/22
	15	vs Mississippi State 02/02/21
	15	vs Lipscomb 12/05/20
	16	vs Tennessee 02/19/22
	16	vs Rice 11/05/19
FEWEST FGA	45	<b>vs Fordham 11/11/22</b>
	45	vs Texas A&M 01/04/20
	46	at Florida 02/18/20
	48	vs Vanderbilt 01/15/20
	48	vs Missouri 01/12/22
LOWEST FG%	.254 (15-59)	vs Lipscomb 12/05/20
	.271 (16-59)	vs Tennessee 02/19/22
	.286 (18-63)	vs Southern 12/09/20
	.286 (16-56)	vs Rice 11/05/19
	.292 (14-48)	vs Missouri 01/12/22
FEWEST 3PT FG	1	vs Ole Miss 01/27/21
	1	vs Southern 12/09/20
	2	<b>8x - LAST: vs San Diego State 11/23/22</b>
FEWEST 3 FGA	7	vs Mississippi State 02/15/20
	10	vs Duke 03/26/22
	11	vs Texas Southern 11/19/19
	12	vs Mississippi State 02/05/22
	12	vs South Dakota 11/22/19
	12	at Georgia Tech 11/25/19
LOWEST 3 PT%	.063 (1-16)	vs Ole Miss 01/27/21
	.077 (1-13)	vs Southern 12/09/20
	.080 (2-25)	vs Rice 11/05/19
	.111 (2-18)	<b>vs San Diego State 11/23/22</b>
	.118 (2-17)	vs North Texas 11/12/19
	.125 (2-16)	vs Missouri 01/12/22
	.125 (2-16)	vs Montana 11/16/19

FEWEST FT	3	vs Alabama 02/24/21
	3	vs Mississippi Valley 11/25/20
	5	vs Elon 12/21/21
	6	vs New Mexico State 03/19/22
	6	vs LSU 02/27/21
FEWEST FTA	3	vs Alabama 02/24/21
	6	vs Mississippi Valley 11/25/20
	9	vs Elon 12/21/21
	10	vs New Mexico State 03/19/22
	10	vs Texas A&M 03/06/21
	10	vs Southern 12/09/20
LOWEST FT%	.375 (3-8)	vs Alabama 02/24/21
	.467 (7-15)	vs Central Arkansas 12/01/21
	.471 (8-17)	vs Auburn 02/08/22
	.500 (12-24)	vs South Carolina 01/18/22
	.500 (6-12)	vs LSU 02/27/21
	.500 (9-18)	at Indiana 12/29/19
FEWEST REBS	21	vs Charlotte 12/01/21
	22	vs Mercer 11/09/21
	26	vs West Virginia 01/29/22
	27	vs Elon 12/21/21
	27	vs Rice 11/05/19
	28	4x - last vs Penn 11/28/21
FEWEST OFF REBS	4	vs Charlotte 12/01/21
	4	vs Mercer 11/09/21
	4	vs Mississippi State 02/15/20
	4	vs Vanderbilt 01/15/20
	5	7x - LAST: vs New Mexico State 03/19/22
FEWEST DEF REBS	17	vs Charlotte 12/01/21
	18	vs Mercer 11/09/21
	18	vs Baylor 03/29/21
	19	vs West Virginia 01/29/22
	19	vs Elon 12/21/21
FEWEST ASSISTS	4	<b>vs Louisville 11/21/22</b>
	5	vs Southern 12/09/20
	6	vs Florida 02/16/21
	6	at Ole Miss 01/11/20
	6	at Missouri 02/08/20
	7	<b>5x - LAST vs Fordham 11/11/22</b>
FEWEST STEALS	0	vs Vanderbilt 01/15/20
	1	vs Vermont 03/19/22
	1	vs Cincinnati 11/23/21
	1	at Kentucky 02/09/21
	1	at LSU 01/08/20
	2	vs Mississippi State 02/05/22
	2	vs LSU 02/27/21
	2	at Georgia 02/29/20
FEWEST BLKS	0	<b>vs Fordham 11/11/22</b>
	0	vs Hofstra 12/18/21
	0	vs Georgia 01/09/21
	0	Southern 12/09/20
	0	vs North Texas 11/12/19
	0	vs Austin Peay 12/03/19
	1	13x - LAST: vs Vanderbilt 01/04/21
FEWEST TO	5	at Tennessee 01/06/21
	6	vs Vermont 03/19/22
	7	vs Lipscomb 12/05/20
	8	vs LSU 02/27/21
FEWEST FOULS	12	at Tennessee 01/06/21
	12	vs Central Arkansas 12/12/20
	14	6x - LAST: at Georgia 02/02/22



## IN HIS FIRST SEVEN YEARS AS A COLLEGIATE HEAD COACH

- » Twice led the NCAA in Free Throws Made (2016 and 2022).
- » Led the NCAA in Free Throw Attempts (2022)
- » Led the NCAA in 3-pt FG Pct Defense (2020)
- » Ranked 1st (4x) or 2nd (3x) seven times in the league in FT Made
- » Ranked 1st (5x) or 2nd (2x) seven times in the league in FT Attempts
- » 7x - Ranked among NCAA top 25 in FT Made AND FT Attempts
- » 4x - Led the league in Scoring Margin (2017, '18, '19, '21)
- » 4x - Led the league in Fewest Turnovers (2017, '18, '19, '20)
- » 3x - Led the league in Overall W-L Percentage (2017, '18, '19)
- » 3x - Led the league in Assist-To-TO Ratio (2017, '18, '19)
- » 3x - In NCAA top 20 in 3PTFG% Defense (2017, '18, '20)

### OTHER TEAM HIGHLIGHTS

- » 2nd in the NCAA in Assist-To-TO Ratio (2018)
- » 2nd in the NCAA in Total Rebounds (2016)
- » 2nd in the NCAA in Free Throws Made (2021)
- » 3rd in the NCAA in Total Blocked Shots (2016)
- » 4th in the NCAA in Rebound Margin (2016)
- » 4th in the NCAA in Fewest TO Per Gm (2018)
- » 7th in the NCAA in Blocks Per Game (2016)
- » 8th in the NCAA in Total Rebounds (2022)
- » 9th in the NCAA in Scoring Margin (2019)
- » 9th in the NCAA in Turnover Margin (2020)
- » 10th in the NCAA in Total Assists (2018)

### PLAYER HIGHLIGHTS

- » 6 Players in the NBA over past three years
- » 4x - Players led his league in 3-PT FG Made AND 3-PT FG Attempts
- » 3x - Player led his league in points scored
- » 4 All-Americans  
(Caleb Martin 2x, Mason Jones, Moses Moody, JD Notae)
- » 19 All-Conference Honors
- » 6 All-Defensive Team Honors
- » 3 Conference Newcomers of the Year
- » 2 Conference 6th Man Award
- » 2 Conference Players of the Year
- » 2 Conference Freshman of the Year
- » 1 Conference Defensive Player of the Year

## MUSSELMAN MILESTONE WINS

### OVERALL

1	11/13/15	vs Coastal Carolina (Honolulu, Hawaii)	73-56
100	01/24/19	Colorado State (Reno, Nev.)	100-60
150	03/02/21	at South Carolina (Columbia, S.C.)	101-73

### AT ARKANSAS

1	11/05/19	Rice (Fayetteville, Ark.)	91-43
50	11/23/21	vs Cincinnati (Kansas City, Mo.)	73-67

## MUSSELMAN PLAYERS OF NOTE

### CODY MARTIN

NEVADA

- Charlotte Hornets (Free Agent) • 2019-pres.
- 2x All-Mountain West (2018 and 2019)

### CALEB MARTIN

NEVADA

- Hornets (2019 2nd Rd / 36th pick) • Heat 2021-pres.
- 2x First Team All-America (2018 and 2019)

### JORDAN CAROLINE

NEVADA

- 3x First Team All-Mountain West (2018 and 2019)

### CAM OLIVER

NEVADA

- Rockets (2021 Free Agent)
- Led Australian NBL in rebounding in 2020

### JALEN HARRIS

NEVADA

- Toronto Raptors (2nd Rd / 59th pick) • 2020

### ISAIAH JOE

ARKANSAS

- 76ers (2nd Rd • 49th pick) 2020-22; Thunder 2022-pres.

### MASON JONES

ARKANSAS

- Rockets & 76ers (2021 Free Agent) • G League 2022-pres
- 2020 All-American & 2020 SEC Player of the Year

### MOSES MOODY

ARKANSAS

- Golden State Warriors (1st Rd • 14th pick) • 2021
- 1st "one-and-done" in Arkansas history
- 2021 All-American & 2021 SEC Freshman of the Year

### JD NOTAE

ARKANSAS

- 2021 Bleacher Report's National & SEC 6th Man of the Year
- 2022 All-American and consensus 1st team All-SEC

### JAYLIN WILLIAMS

ARKANSAS

- OKC Thunder (2nd Rd • 34th pick)
- 1st team All-SEC / Defensive All-SEC

## BEST WINNING PERCENTAGE

active NCAA Division I head coaches  
(min 5 yrs • Division I wins - Thru Nov. 25)

1	Mark Few, Gonzaga	.835	662-131	24 yrs
2	Chris Jans, Mississippi State	.772	149-44	7 yrs
3	Bill Self, Kansas	.770	769-230	30 yrs
4	John Calipari, Kentucky	.762	771-241	31 yrs
5	<b>ERIC MUSSELMAN, ARKANSAS</b>	<b>.749</b>	<b>188-63</b>	<b>8 yrs</b>
6	Brian Dutcher, San Diego St.	.745	123-43	6 yrs
7	Thad Matta, Butler	.738	443-157	18 yrs
8	Sean Miller, Xavier	.729	426-158	18 yrs
9	Tony Bennett, Virginia	.722	390-150	17 yrs
10	Bruce Pearl, Auburn	.718	620-243	28 yrs



## MUSSELMAN RECORD • POINTS SCORED

<b>Scoring Below 50 Points:</b>	<b>0-0</b>
- At Arkansas	0-0
Home:	0-0
Away:	0-0
Neutral:	0-0
<b>Scoring 50-59 Points:</b>	<b>2-9</b>
- At Arkansas:	2-1
Home:	0-1
Away:	0-6
Neutral:	1-2
<b>Scoring 60-69 Points:</b>	<b>20-20</b>
- At Arkansas	12-9
Home:	11-4
Away:	5-10
Neutral:	4-6
<b>Scoring 70-79 Points:</b>	<b>68-23</b>
- At Arkansas	30-12
Home:	39-5
Away:	15-13
Neutral:	14-5
<b>Scoring 80-89 Points:</b>	<b>62-6</b>
- At Arkansas	20-4
Home:	36-0
Away:	16-3
Neutral:	10-3
<b>Scoring 90-99 Points:</b>	<b>25-1</b>
- At Arkansas	10-0
Home:	15-0
Away:	9-1
Neutral:	1-0
<b>Scoring 100 or More Points:</b>	<b>11-1</b>
- At Arkansas	3-0
Home:	7-0
Away:	3-1
Neutral:	1-0

## MUSSELMAN RECORD • POINTS ALLOWED

<b>Opponent Scores Below 50 Points:</b>	<b>11-0</b>
- At Arkansas	9-0
Home:	9-0
Away:	1-0
Neutral:	1-0
<b>Opponent Scores 50-59 Points:</b>	<b>34-1</b>
- At Arkansas	16-0
Home:	23-1
Away:	9-0
Neutral:	2-0
<b>Opponent Scores 60-69 Points:</b>	<b>70-7</b>
- At Arkansas	26-1
Home:	42-0
Away:	12-3
Neutral:	16-4
<b>Opponent Scores 70-79 Points:</b>	<b>53-22</b>
- At Arkansas	21-12
Home:	28-6
Away:	16-12
Neutral:	9-4
<b>Opponent Scores 80-89 Points:</b>	<b>18-21</b>
- At Arkansas	5-11
Home:	7-3
Away:	8-13
Neutral:	3-5
<b>Opponent Scores 90-99 Points:</b>	<b>2-7</b>
- At Arkansas	1-4
Home:	2-2
Away:	0-3
Neutral:	0-2
<b>Opponent Scores 100 or More Points:</b>	<b>1-2</b>
- At Arkansas	0-0
Home:	0-0
Away:	1-2
Neutral:	0-0

0

# ANTHONY BLACK

G | Fr. | 6-7 | 198 | Duncanville, Texas | Duncanville HS

@AnthonyBlack24\_  
@xanthonyblack

Including 2022-23, has **FOUR** years of collegiate eligibility  
Major: TBA (Arts & Sciences)  
Born on Jan. 20, 2004 in Las Colinas, Texas  
The son of Terry and Jennifer Black



- Was listed as the **#1** high school point guard in the nation by 247Sports
- Member of gold-medal-winning **USA Basketball Men's U18 National Team** for the 2022 FIBA Americas U18 Championship (Tijuana, Mexico) and member of **USA Basketball's 2022 USA Nike Hoop Summit Team**
- Played in the **McDonald's All-American** and **Iverson Classic** games ... **MaxPreps All-American** (HM)

## 2022-23 HIGHLIGHTS:

- Named to the 5-man Maui Jim **MAUI INVITATIONAL ALL-TOURNAMENT TEAM** ... Led all scorers (22.3 ppg) ... Versus Louisville, **scored a season-high 26 points** (9-of-11 FG; 3-5 3PT and 5-of-5 FT) with a **season-high six assists** ... Versus Creighton, **matched his season-high with 26 points** (10-of-18 FG; 1-3 3PT and 5-of-6 FT) while tying his **season-high with six assists** and leading the team with six rebounds ... Added 15 points vs San Diego State, making **career highs in FT (9) and FTA (10)**.



## NATIONAL RECRUITING RANKINGS

- **#8** on the SI99 All-American list
- **247Sports** ★★★★★ **#14** nation **#1 PG**
- **ESPN** ★★★★★ **#15** nation **#8 SF**
- **247Composite** ★★★★★ **#17** nation **#2 PG**
- **Rivals** ★★★★★ **#19** nation **#5 SG**

- Led ARK in Pts: ..... 2
- Led ARK in Rebs: ..... 1
- Led ARK in Assists: ..... 4
- Led ARK in Blocked Shots: ..... 1
- Double-figure Pts: ..... 3
- Double-figure Rebs: ..... 0
- 20-pt gms - 30-pt gms: ..... 2 - 0
- Gms with a 3PT Made: ..... 4
- Gms with 3+ 3PT Made: ..... 1
- Gms with 3+ Assists: ..... 4
- Gms with 3+ Steals: ..... 2
- Gms with 3+ Blks: ..... 0
- Gms with 5+ Rebs: ..... 4

## BLACKS' PERSONAL BESTS

### POINTS

Season: 26 (2x) LAST vs Creighton (11/22/22)

### SEC:

### FG MADE

Season: 10 vs Creighton (11/22/22)

### SEC:

### FG ATTEMPTED

Season: 18 vs Creighton (11/22/22)

### SEC:

### 3-POINT FG MADE

Season: 3 vs Louisville (11/21/22)

### SEC:

### 3-PT FG ATTEMPTS

Season: 6 vs Fordham (11/11/22)

### SEC:

### FT MADE

Season: 9 vs San Diego State (11/23/22)

### SEC:

### FT ATTEMPTED

Season: 10 vs San Diego State (11/23/22)

### SEC:

### REBOUNDS

Season: 7 vs North Dakota State (11/07/22)

### SEC:

### ASSISTS

Season: 6 (2x) LAST vs Creighton (11/22/22)

### SEC:

### STEALS

Season: 4 vs South Dakota State (11/16/22)

### SEC:

### BLOCKED SHOTS

Season: 1 (2x) last - vs Fordham (11/11/22)

### SEC:

### MINUTES

Season: 38:58 vs San Diego State (11/23/22)

### SEC:

## ANTHONY BLACK 2022-23 GAME STATS

Opponent	Date	GS	Min	FG	FGA	Pct	3FG	3A	Pct	FT	FTA	Pct	O	D	Tot	Avg	PF	FO	A	TO	Blk	Stl	Pts	Avg	
NORTH DAKOTA ST.	11/07/22	*	30	1	7	.143	0	0	.000	1	2	.500	0	7	7	7.0	3	0	3	2	1	3	3	3.0	
FORDHAM	11/11/22	*	24	3	8	.375	1	6	.167	3	4	.750	2	4	6	6.5	2	0	0	4	1	2	10	6.5	
SOUTH DAKOTA ST.	11/16/22	*	30	2	3	.667	1	2	.500	0	0	.000	1	4	5	6.0	1	0	5	2	0	4	5	6.0	
vs Louisville	11/21/22	*	35	9	11	.818	3	5	.600	5	5	1.000	1	2	3	5.3	3	0	6	4	0	2	26	11.0	
vs Creighton	11/22/22	*	38	10	18	.556	1	3	.333	5	7	.714	3	3	6	5.4	3	0	6	3	0	2	26	14.0	
vs San Diego St.	11/23/22	*	39	3	11	.273	0	2	.000	9	10	.900	1	4	5	5.3	2	0	1	4	0	1	15	14.2	
Totals			6	196	28	58	.483	6	18	.333	23	28	.821	8	24	32	5.3	14	0	21	19	2	14	85	14.2

## ANTHONY BLACK CAREER STATISTICS

Year	GP	GS	Min	Avg	FG	FGA	Pct	3FG	3FGA	Pct	FT	FTA	Pct	Off	Def	Tot	Avg	PF	FO	Ass	TO	Blk	Stl	Pts	Avg
2022-23	6	6	196	32.7	28	58	.483	6	18	.333	23	28	.821	8	24	32	5.3	14	0	21	19	2	14	85	14.2

# 1 RICKY COUNCIL IV

G | Jr. | 6-6 | 205 | Durham, N.C. | Southern Durham HS / Wichita State

[@rickythe4th](#)  
[@c4\\_hoops](#)

Including 2022-23, has **THREE** years of collegiate eligibility  
Major: Recreation & Sport Management  
Born on Aug. 3, 2001 in Durham, N.C.  
The son of Rick and Ruth Council – has 2 older brothers, Ricky II & Ricky III



Was the **2022 American Athletic Conference Sixth Man of the Year** and made the **2021 AAC All-Freshman Team** ... Played two seasons at Wichita State and will have three years of eligibility remaining ... Was teammates with former Razorback Trey Wade at Wichita State in 2020-21 and the duo helped the Shockers win the AAC regular-season title and earn an NCAA Tournament berth.

## DOUBLE-DOUBLES (2)

**SOPHOMORE (at WSU)** (2)  
02/02/22 • TULANE 12 pts 15 reb  
02/20/22 • HOUSTON 17 Pts 10 reb

• Led Arkansas in scoring in the first three games and is the only Razorback to score double digits in all six games

### 2022-23 HIGHLIGHTS:

- Led the team in scoring for the second straight game (vs Fordham) with 15 pts ... For the first time in his career, saw action at point guard and responded with a **career-high seven assists**.
- Had 15 points versus Louisville while **tying his career high with four steals and making 3 3-pointers**.
- Against Creighton, scored a season-high 24 points, attempting a career-high 19 shots, while playing all 40 minutes.
- Played 41:03 in the San Diego State overtime win ... Scored 18 of his 19 points after halftime, including five of the Hogs' 1 overtime points.



- Led his team in Pts (ARK): ..... 16 (3)
- Led his team in Rebs (ARK): ..... 7 (0)
- Led his team in Assists (ARK): ..... 3 (1)
- Double-figure Pts (ARK): ..... 27 (5)
- Double-figure Rebs (ARK): ..... 2 (0)
- Double-Doubles (ARK): ..... 2 (0)
- 20-pt gms (ARK): ..... 6 (2)
- 30-pt or more gms (ARK): ..... 1 (0)
- Gms with a 3PT Made (ARK): ..... 32 (5)
- Gms with 3+ 3PT Made (ARK): ..... 4 (1)
- Gms with 3+ Assists (ARK): ..... 11 (3)
- Gms with 3+ Blks (ARK): ..... 0 (0)
- Gms with 3+ Steals (ARK): ..... 6 (1)
- Gms with 5+ Rebs (ARK): ..... 24 (0)

### COUNCIL'S PERSONAL BESTS

#### POINTS

Season: 22 vs North Dakota State (11/07/22)  
Career: 31 vs UCF (01/26/22)  
SEC:

#### FG MADE

Season: 9 vs North Dakota State (11/07/22)  
Career: 8 (2x) last vs East Carolina (03/05/22)  
SEC:

#### FG ATTEMPTED

Season: 19 vs Creighton (11/22/22)  
Career: 19 vs Creighton (11/22/22)  
SEC:

#### 3-POINT FG MADE

Season: 3 vs Louisville (11/21/22)  
Career: 3 (4x) LAST vs Louisville (11/21/22)  
SEC:

#### 3-PT FG ATTEMPTS

Season: 7 vs Louisville (11/21/22)  
Career: 7 (3x) LAST vs Louisville (11/21/22)  
SEC:

#### FT MADE

Season: 4 vs Fordham (11/11/22)  
Career: 16 vs UCF (01/26/22)  
SEC:

#### FT ATTEMPTED

Season: 6 vs North Dakota State (11/07/22)  
Career: 20 vs UCF (01/26/22)  
SEC:

#### REBOUNDS

Season: 4 vs Fordham (11/11/22)  
Career: 15 vs Tulane (01/12/22)  
SEC:

#### ASSISTS

Season: 7 vs Fordham (11/11/22)  
Career: 7 vs Fordham (11/11/22)  
SEC:

#### STEALS

Season: 4 vs Louisville (11/21/22)  
Career: 4 (2x) LAST vs Louisville (11/21/22)  
SEC:

#### BLOCKED SHOTS

Season: 1 vs North Dakota State (11/07/22)  
Career: 2 (2x) last at Tulane (01/29/22)  
SEC:

#### MINUTES

Season: 41:03 vs San Diego State (11/23/22)  
Career: 48:16 Houston (02/20/22)  
SEC:

### RICKY COUNCIL IV 2022-23 GAME STATS

Opponent	Date	GS	Min	FG	FGA	Pct	3FG	3A	Pct	FT	FTA	Pct	O	D	Tot	Avg	PF	FO	A	TO	Blk	Stl	Pts	Avg
NORTH DAKOTA ST.	11/07/22	*	36	9	14	.643	1	2	.500	3	6	.500	1	2	3	3.0	1	0	2	1	1	1	22	22.0
FORDHAM	11/11/22	*	37	5	12	.417	1	3	.333	4	4	1.000	1	3	4	3.5	2	0	7	2	0	2	15	18.5
SOUTH DAKOTA ST.	11/16/22	*	30	8	12	.667	1	4	.250	2	3	.667	0	2	2	3.0	2	0	2	3	1	1	19	18.7
vs Louisville	11/21/22	*	35	6	13	.462	3	7	.429	0	0	.000	1	2	3	3.0	1	0	3	4	0	4	15	17.8
vs Creighton	11/22/22	*	40	9	19	.474	2	6	.333	4	4	1.000	1	2	3	3.0	3	0	3	1	0	2	24	19.0
vs San Diego St.	11/23/22	*	41	6	19	.316	0	3	.000	7	11	.636	1	2	3	3.0	3	0	4	3	0	2	19	19.0
<b>Totals</b>			<b>6</b>	<b>219</b>	<b>43</b>	<b>89</b>	<b>.483</b>	<b>8</b>	<b>25</b>	<b>.320</b>	<b>20</b>	<b>28</b>	<b>.714</b>	<b>5</b>	<b>13</b>	<b>18</b>	<b>3.0</b>	<b>12</b>	<b>0</b>	<b>21</b>	<b>14</b>	<b>2</b>	<b>114</b>	<b>19.0</b>

### RICKY COUNCIL IV CAREER STATISTICS

Year	GP	GS	Min	Avg	FG	FGA	Pct	3FG	3FGA	Pct	FT	FTA	Pct	Off	Def	Tot	Avg	PF	FO	Ass	TO	Blk	Stl	Pts	Avg
2020-21 (WSU)	21	1	327	15.6	51	121	.422	12	27	.444	35	55	.636	16	56	72	3.4	18	0	20	23	3	6	149	7.1
2021-22 (WSU)	28	8	744	26.6	110	252	.437	26	85	.306	90	106	.849	36	115	151	5.4	38	2	45	60	14	32	336	12.0
2022-23 (ARK)	6	6	219	36.5	43	89	.483	8	25	.320	20	28	.714	5	13	18	3.0	12	0	21	14	2	12	114	19.0
<b>CAREER</b>	<b>55</b>	<b>15</b>	<b>1290</b>	<b>23.5</b>	<b>204</b>	<b>462</b>	<b>.442</b>	<b>46</b>	<b>137</b>	<b>.336</b>	<b>145</b>	<b>189</b>	<b>.767</b>	<b>57</b>	<b>184</b>	<b>241</b>	<b>4.4</b>	<b>68</b>	<b>2</b>	<b>86</b>	<b>97</b>	<b>19</b>	<b>50</b>	<b>599</b>	<b>10.9</b>



2

## TREVON BRAZILE

F | So. (3) | 6-10 | 212 | Springfield, Mo. | Kickapoo HS / Missouri

@trevonbrazile2

@thetrevonbrazile

Including 2022-23, has **THREE** years of collegiate eligibility

Major: Communications

Born on Jan. 7, 2002 in Springfield, Mo.

The son of Phillip Brazile and Melissa Baldwin



## DOUBLE-DOUBLES (2)

SOPHOMORE (at ARK)

(1)


 11/07/22 • NORTH DAKOTA STATE 21 pts 12 reb  
 11/16/22 • SOUTH DAKOTA STATE 13 pts 10 reb

Trevon Brazile (*pronounced Trev-In "Brazil"*) played his freshman season (2021-22) at Missouri and has three remaining years of eligibility ... Ranked third in the SEC (47th in the NCAA) in blocked shots (1.92 avg).

- Has led Arkansas in rebounding in five of six games and has pulled down at least 6 boards in five of six while posting his first two career double-doubles.

## 2022-23 HIGHLIGHTS:

- In the season opener vs North Dakota State, recorded his **first career double-double** with a **career-high 21 points and a career-high 12 rebounds** ... Was 7-of-14 FG and made a **career-high 3-of-6 3PT** ... Was also 4-of-5 FT.
- Posted his **second career double-double** vs South Dakota State with 13 points (5-9 FG • 1-1 3PT • 2-2 FT) and 10 rebounds.
- Scored 17 vs Creighton making a career-high seven FG with a season-high three blocked shots.
- **For the first time in his career, led his team in scoring, pumping in 20** with nine rebounds versus San Diego State ... For the third time this season, **tied his career high** with three 3's made and posted **career highs in both FT (5) and FTA (8)** ... Also played a **career-high 40:05 minutes** ... **Scored 18 of his 20 after halftime**, including 16 in the second half (4-of-7 FG • 3-of-4 3PT • 5-of-6 FT) ... **Tied his career high with two steals, one coming with Arkansas down two with seven seconds left** to set-up the game-tying basket.



- Led his team in Pts (ARK): .....1 (1)
- Led his team/ARK in Rebs: .....12 (5)
- Led his team/ARK in Blk Shots: .....23 (3)
- Double-figure Pts (ARK): .....8 (3)
- Double-figure Rebs (ARK): .....3 (2)
- 20-pt gms – 30-pt gms: (ARK) .....2 (1) - 0
- Gms with a 3PT Made (ARK): .....14 (4)
- Gms with 3+ 3PT Made (ARK): .....3 (3)
- Gms with 3+ Blks (ARK): .....6 (1)
- Gms with 5+ Rebs (ARK): .....19 (5)

## BRAZILE'S PERSONAL BESTS

## POINTS

 Season: 21 vs North Dakota State (11/07/22)  
 Career: 21 vs North Dakota State (11/07/22)  
 SEC: 11 at LSU (02/26/22)

## FG MADE

 Season: 7 (2x) LAST vs Creighton (11/22/22)  
 Career: 7 (2x) LAST vs Creighton (11/22/22)  
 SEC: 5 at LSU (02/26/22)

## FG ATTEMPTED

 Season: 14 (3x) LAST vs San Diego State (11/23/22)  
 Career: 14 (2x) LAST vs Creighton (11/22/22)  
 SEC: 9 at LSU (02/26/22)

## 3-POINT FG MADE

 Season: 3 (3x) LAST vs San Diego State (11/23/22)  
 Career: 3 (3x) LAST vs San Diego St (11/23/22)  
 SEC: 1 (7x) vs Georgia (03/05/22)

## 3-PT FG ATTEMPTS

 Season: 8 vs San Diego State (11/23/22)  
 Career: 8 vs San Diego State (11/23/22)  
 SEC: 2 at Georgia (02/02/22)

## FT MADE

 Season: 5 vs San Diego State (11/23/22)  
 Career: 5 (2x) LAST vs San Diego St (11/23/22)  
 SEC: 3 vs Tennessee (02/22/22)

## FT ATTEMPTED

 Season: 8 vs San Diego State (11/23/22)  
 SEC: 8 vs San Diego State (11/23/22)  
 Career: 7 vs Ole Miss (03/09/22)

## REBOUNDS

 Season: 12 vs North Dakota State (11/07/22)  
 Career: 12 vs North Dakota State (11/07/22)  
 SEC: 10 vs Georgia (03/05/22)

## ASSISTS

 Season: 1 (2x) LAST - vs Fordham (11/11/22)  
 Career: 3 vs Alabama (01/08/22)  
 SEC: 3 vs Alabama (01/08/22)

## STEALS

 Season: 2 vs San Diego State (11/23/22)  
 Career: 2 (4x) LAST vs San Diego St (11/23/22)  
 SEC: 2 vs Texas A&M (01/15/22)

## BLOCKED SHOTS

 Season: 3 vs Creighton (11/22/22)  
 Career: 6 vs Illinois (12/22/21)  
 SEC: 4 (2x) vs Georgia (03/05/22)

## MINUTES

 Season: 40:05 vs San Diego State (11/23/22)  
 Career: 40:05 vs San Diego State (11/23/22)  
 SEC: 28:23 at LSU (02/26/22)

## TREVON BRAZILE 2022-23 GAME STATS

Opponent	Date	GS	Min	FG	FGA	Pct	3FG	3A	Pct	FT	FTA	Pct	O	D	Tot	Avg	PF	FO	A	TO	Blk	Stl	Pts	Avg
NORTH DAKOTA ST.	11/07/22	32	7	14	.500	3	6	.500	4	5	.800	1	11	12	12.0	2	0	1	2	1	0	21	21.0	
FORDHAM	11/11/22	32	3	7	.429	0	2	.000	2	3	.667	4	4	8	10.0	3	0	1	2	1	1	8	14.5	
SOUTH DAKOTA ST.	11/16/22	29	5	9	.556	1	1	1.000	2	2	1.000	2	8	10	10.0	3	0	2	4	2	1	13	14.0	
vs Louisville	11/21/22	14	0	2	.000	0	2	.000	1	2	.500	0	2	2	8.0	3	0	0	2	0	1	1	10.8	
vs Creighton	11/22/22	32	7	14	.500	3	5	.600	0	1	.000	1	5	6	7.6	5	1	2	1	3	1	17	12.0	
vs San Diego St.	11/23/22	40	6	14	.429	3	8	.375	5	8	.625	0	9	9	7.8	3	0	0	1	0	2	20	13.3	
Totals		0	179	28	60	.467	10	24	.417	14	21	.667	8	39	47	7.8	19	1	6	12	7	6	80	13.3

## TREVON BRAZILE CAREER STATISTICS

Year	GP	GS	Min	Avg	FG	FGA	Pct	3FG	3FGA	Pct	FT	FTA	Pct	Off	Def	Tot	Avg	PF	FO	Ast	TO	Blk	Stl	Pts	Avg
2021-22 (MIZZOU)	24	22	507	21.1	57	105	.543	10	31	.323	27	46	.587	28	92	120	5.0	30	0	18	27	46	10	151	6.3
2022-23 (ARK)	6	0	179	29.8	28	60	.467	10	24	.417	14	21	.667	8	39	47	7.8	19	1	6	12	7	6	80	13.3
<b>CAREER</b>	<b>30</b>	<b>22</b>	<b>686</b>	<b>22.9</b>	<b>85</b>	<b>165</b>	<b>.515</b>	<b>20</b>	<b>55</b>	<b>.364</b>	<b>41</b>	<b>67</b>	<b>.612</b>	<b>36</b>	<b>131</b>	<b>167</b>	<b>5.6</b>	<b>49</b>	<b>1</b>	<b>24</b>	<b>39</b>	<b>53</b>	<b>7</b>	<b>231</b>	<b>7.7</b>

G	Fr.	6-5	185	Jacksonville, Ark.	North Little Rock HS
---	-----	-----	-----	--------------------	----------------------



Including 2022-23, has **FOUR** years of collegiate eligibility  
Major: Recreation a& Sport Management  
Born on April 18, 2004 in Jacksonville, Ark.  
The son of Nicholas Sr. and Candace Smith



**Consensus Top 6 pick on the 2023 NBA mock draft websites, including most predicting him as the #1 college player selected.**



## SMITH'S PRESEASON HONORS

- John R. Wooden Award Preseason Watch List
- NABC Division I Player of the Year Watch List
- Jersey Mike's Naismith Trophy Men's Player of the Year Preseason Watch List
- Jerry West Award Watch List
- All-American second team (CBSSports.com)
- All-American third team (The Sporting News)
- All-America fourth team (Blue Ribbon Magazine)
- National Newcomer of the Year (Blue Ribbon Magazine)
- National Freshman of the Year (CBSSports.com)
- Jay Bilas Preseason Freshman All-America Team (ESPN.com)
- #1 on ESPN.com national Impact Newcomer list
- #2 on Andy Katz/NCAA.com national Impact Freshmen list
- #2 on CBSSports.com national Impact Freshmen list
- SEC Freshman of the Year (CBSSports.com)
- SEC Freshman of the Year (Blue Ribbon Magazine)
- First Team All-SEC (media)
- First Team All-SEC (coaches)
- First Team All-SEC (Blue Ribbon Magazine)


- **2022 USA TODAY National High School Boy's Basketball Player of the Year**
- The **overall top rated high school prospect by 247Sports** and consensus top-3 player in the country
  - *Top rated combo guard in the nation by 247Sports*
  - *Top rated point guard in the nation by Rivals*
  - *Top rated shooting guard in the nation by ESPN*
- Member of **USA Basketball's 2022 USA Nike Hoop Summit Team**
- 1 of 5 **finalist for the Jersey's Mike's Naismith HS Boys Player of the Year**
- Played in the **McDonald's All-American** and was co-MVP at the **Jordan Brand Classic** 27 points (5-of-7 3PT)
- **2022 Consensus 1st Team All-American** (Jersey Mike's Naismith • MaxPreps • Sports Illustrated)
- 1 of the top 3-highest rated players to ever sign with Arkansas trailing Corliss Williamson (ranked #1 or #2 by all the recruiting services) and Al Jefferson (ranked #3 by 247Sports and #4 by Rivals in 2004).

### 2022-23 HIGHLIGHTS:

## NICK SMITH JR. 2022-23 GAME STATS

[illegible]

## NICK SMITH JR. CAREER STATISTICS

[illegible]

## NATIONAL RECRUITING RANKINGS

- **#2 on the S199 All-American list**
  - **247Sports** ★★★★★ **#1 nation**
  - **Rivals** ★★★★★ **#2 nation**
  - **ESPN** ★★★★★ **#3 nation**
  - **247Composite** ★★★★★ **#3 nation**
- #1 CG**

**#1 PG**

**#1 SG**

**#2 CG**

THE BASKETBALL HALL OF FAME

**JERRY WEST  
AWARD**



NATIONAL ASSOCIATION OF BASKETBALL COACHES



4

**DAVONTE "DEVO" DAVIS**

G | Jr. | 6-4 | 185 | Jacksonville, Ark. | Jacksonville HS

@MrDevoBuckets

@devofor3

Including 2022-23, has **THREE** years of collegiate eligibility

Major: Recreation &amp; Sport Management

Born on Sept. 24, 2001, in Jacksonville, Ark.

The son Terrie Davis and grandson of Yvette Davis




Named the **SEC First-Year Academic Honor Roll** (2020-21) and the **2021-22 SEC Winter Academic Honor Roll** ... Made the Department's Honor Roll (3.0-3.49 GPA) for Fall 2020, Spring 2021 and Fall of 2021.

The only current Razorback play in each of Arkansas' back-to-back Elite 8 runs.

**2022-23 HIGHLIGHTS:**

- Scored 18 in the season opener vs North Dakota State and was +20 ... Added five assists and three steals in the Fordham win.
- For the eighth time in his career, made multiple 3-pointers in the South Dakota State win (7x with 2 and once with 4)
- Played a key role in holding Louisville's El Ellis to 11 points on 4-of-16 shooting



- Led the Razorbacks in Pts:..... 4
- Led the Razorbacks in Rebs:..... 2
- Led the Razorbacks in Assists:..... 16
- Led the Razorbacks in Steals:..... 14
- Double-figure Pts:..... 25
- 20-pt gms:..... 2
- Gms with a 3PT FG:..... 13
- Gms with 3+ 3PT FG:..... 1
- Gms with 3+ Assists:..... 26
- Gms with 3+ Steals:..... 6
- Gms with 5+ Rebs:..... 27

**DAVIS' PERSONAL BESTS****POINTS**

Season: 18 vs North Dakota State (11/07/22)

SEC: 20 vs Georgia (01/09/21)

Career: 26 vs Oklahoma (12/11/21)

**FG MADE**

Season: 6 vs North Dakota State (11/07/22)

Career: 9 (2x) vs Oklahoma (12/11/21)

SEC: 9 vs Georgia (01/09/21)

**FG ATTEMPTED**

Season: 14 vs North Dakota State (11/07/22)

Career: 21 vs Oklahoma (12/11/21)

SEC: 14 (2x) last vs Florida (02/16/21)

**3-POINT FG MADE**

Season: 2 vs South Dakota State (11/16/22)

Career: 4 vs Oklahoma (12/11/21)

SEC: 2 (4x) last at Florida (02/22/22)

**3-PT FG ATTEMPTS**

Season: 5 vs South Dakota State (11/16/22)

Career: 8 vs Oklahoma (12/11/21)

SEC: 4 at Mississippi State (12/29/21)

**FT MADE**

Season: 6 vs North Dakota State (11/07/22)

Career: 9 at Texas A&amp;M (01/08/22)

SEC: 9 at Texas A&amp;M (01/08/22)

**FT ATTEMPTED**

Season: 8 vs North Dakota State (11/07/22)

Career: 10 at Texas A&amp;M (01/08/22)

SEC: 10 at Texas A&amp;M (01/08/22)

**REBOUNDS**

Season: 6 vs North Dakota State (11/07/22)

Career: 8 (5x) last at LSU (01/15/22)

SEC: 8 (3x) last at LSU (01/15/22)

**ASSISTS**

Season: 5 (2x) LAST vs Louisville (11/21/22)

Career: 8 vs Charlotte (12/07/21)

SEC: 7 at Texas A&amp;M (01/08/22)

**STEALS**

Season: 3 vs Fordham (11/11/22)

Career: 5 vs Auburn (02/08/22)

SEC: 5 vs Auburn (02/08/22)

**BLOCKED SHOTS**

Season: 1 vs North Dakota State (11/07/22)

Career: 2 vs Colgate (03/19/21)

SEC: 1 (3x) last at Missouri (02/13/21)

**MINUTES**

Season: 39:04 vs North Dakota State (11/07/22)

Career: 38:56 vs Oklahoma (12/11/21)

SEC: 38:52 vs Texas A&amp;M (03/06/21)

**DAVONTE DAVIS 2022-23 GAME STATS**

Opponent	Date	GS	Min	FG	FGA	Pct	3FG	3A	Pct	FT	FTA	Pct	O	D	Tot	Avg	PF	FO	A	TO	Blk	Stl	Pts	Avg	
NORTH DAKOTA ST.	11/07/22	*	39	6	14	.429	0	2	.000	6	8	.750	0	6	6	6.0	1	0	0	5	1	2	18	18.0	
FORDHAM	11/11/22	*	29	3	12	.250	0	3	.000	1	2	.500	0	3	3	4.5	1	0	5	1	0	3	7	12.5	
SOUTH DAKOTA ST.	11/16/22	*	33	5	10	.500	2	5	.400	1	2	.500	0	2	2	3.7	1	0	3	1	0	1	13	12.7	
vs Louisville	11/21/22	*	31	1	4	.250	0	3	.000	0	0	.000	0	0	0	2.8	4	0	5	1	0	0	2	10.0	
vs Creighton	11/22/22	*	39	3	9	.333	1	4	.250	2	2	1.000	0	3	3	2.8	4	0	2	0	0	1	9	9.8	
vs San Diego St.	11/23/22	*	17	1	4	.250	0	2	.000	0	0	.000	1	1	2	2.7	0	0	1	1	0	0	2	8.5	
Totals			6	188	19	53	.358	3	19	.158	10	14	.714	1	15	16	2.7	11	0	16	9	1	7	51	8.5

**DAVONTE DAVIS CAREER STATISTICS**

Year	GP	GS	Min	Avg	FG	FGA	Pct	3FG	3FGA	Pct	FT	FTA	Pct	Off	Def	Tot	Avg	PF	FO	Ass	TO	Blk	Stl	Pts	Avg
2020-21	30	17	716	23.9	109	229	.476	2	13	.154	34	45	.756	36	98	134	4.5	70	0	64	48	5	35	254	8.5
2021-22	37	14	1021	27.6	114	266	.429	20	74	.270	58	82	.707	42	96	138	3.7	95	1	102	67	0	35	306	8.3
2022-23	6	6	188	31.3	19	53	.358	3	19	.158	10	14	.714	1	15	16	2.7	11	0	16	9	1	7	51	8.5
<b>CAREER</b>	<b>73</b>	<b>37</b>	<b>1925</b>	<b>26.4</b>	<b>242</b>	<b>548</b>	<b>.442</b>	<b>25</b>	<b>106</b>	<b>.236</b>	<b>102</b>	<b>141</b>	<b>.723</b>	<b>79</b>	<b>209</b>	<b>288</b>	<b>3.9</b>	<b>176</b>	<b>1</b>	<b>182</b>	<b>124</b>	<b>6</b>	<b>77</b>	<b>611</b>	<b>8.4</b>



5

# JOSEPH PINION

G | Fr. | 6-5 | 190 | Morrilton, Ark. | Morrilton HS

[@josephpinion2](#)  
[@josephpinion1](#)

Including 2022-23, has **FOUR** years of collegiate eligibility  
Major: TBA (Arts & Sciences)  
Born on Nov. 17, 2003 in Russellville, Ark.  
The son of Craig and Gail Pinion



- McDonald's All-American Nominee
- Two-time (2021 and 2022) Arkansas Democrat-Gazette first team All-Arkansas Preps (all divisions)

## 2022-23 HIGHLIGHTS:

- Scored his first collegiate points versus Fordham and added his first collegiate steal.

## NATIONAL RECRUITING RANKINGS

- #95 on the SI99 All-American list
- 247Composite ★★★★★ #94 nation #23 SF
- ESPN ★★★★★ #89 nation #17 SG
- Rivals ★★★★★ #131 nation #33 SF
- 247Sports ★★★ #142 nation #32 SF

## PINION'S PERSONAL BESTS

### POINTS

Season: 2 (2x) LAST: vs South Dakota St (11/16/22)

### SEC:

### FG MADE

Season: 1 vs Fordham (11/11/22)

### SEC:

### FG ATTEMPTED

Season: 4 vs South Dakota State (11/16/22)

### SEC:

### 3-POINT FG MADE

Season: --

### SEC:

### 3-PT FG ATTEMPTS

Season: 3 vs South Dakota State (11/16/22)

### SEC:

### FT MADE

Season: 2 (2x) LAST vs Louisville (11/21/22)

### SEC:

### FT ATTEMPTED

Season: 2 (2x) LAST vs Louisville (11/21/22)

### SEC:

### REBOUNDS

Season: --

### SEC:

### ASSISTS

Season: --

### SEC:

### STEALS

Season: 1 vs Fordham (11/11/22)

### SEC:

### BLOCKED SHOTS

Season: --

### SEC:

### MINUTES

Season: 3:32 vs Fordham (11/11/22)

### SEC:

## JOSEPH PINION 2022-23 GAME STATS

Opponent	Date	GS	Min	FG	FGA	Pct	3FG	3A	Pct	FT	FTA	Pct	O	D	Tot	Avg	PF	FO	A	TO	Blk	Stl	Pts	Avg
NORTH DAKOTA ST.	11/07/22	3	0	0	.000	0	0	.000	0	0	.000	0	0	0	0.0	1	0	0	0	0	0	0	0	0.0
FORDHAM	11/11/22	4	1	1	1.000	0	0	.000	0	0	.000	0	0	0	0.0	1	0	0	0	0	1	2	1.0	
SOUTH DAKOTA ST.	11/16/22	5	0	4	.000	0	3	.000	2	2	1.000	0	0	0	0.0	1	0	0	0	0	0	2	1.3	
vs Louisville	11/21/22	4	0	1	.000	0	0	.000	2	2	1.000	0	2	2	0.5	2	0	0	0	0	0	2	1.5	
vs Creighton	11/22/22	0	0	0	.000	0	0	.000	0	0	.000	0	0	0	0.4	0	0	0	0	0	0	0	1.2	
vs San Diego St.	11/23/22	DNP																						
Totals		0	16	1	6	.167	0	3	.000	4	4	1.000	0	2	2	0.4	5	0	0	0	0	1	6	1.2

## JOSEPH PINION CAREER STATISTICS

Year	GP	GS	Min	Avg	FG	FGA	Pct	3FG	3FGA	Pct	FT	FTA	Pct	Off	Def	Tot	Avg	PF	FO	Ass	TO	Blk	Stl	Pts	Avg
2022-23	5	0	16	3.2	1	6	.167	0	3	.000	4	4	1.000	0	2	2	0.4	5	0	0	0	0	1	6	1.2

# 11

## JALEN GRAHAM

F | Sr. | 6-9 | 225 | Phoenix, Ariz. | Mountain Pointe HS / Arizona State

[@jalengrahamm5](#)

[@jalengrahamm](#)

Including 2022-23, has **TWO** years of collegiate eligibility

Major: Sociology

Born on Born on April 4, 2001 in Le Grand, Calif.  
The son Susie Graham




### DOUBLE-DOUBLES (4)

SOPHOMORE (at ASU)		(3)
01/25/21 • at Arizona State	14 pts	11 reb
02/14/21 • at Oregon State	14 pts	11 reb
02/27/21 • WASHINGTON STATE	11 pts	12 reb
JUNIOR (at ASU)		(1)
02/05/22 • UCLA	16 pts	10 reb

Joined the Razorback program after playing three seasons at Arizona State. Graham has two years of eligibility remaining ... Played in 73 career games at Arizona State, including 43 starts, and tallied 546 career points (7.0 avg.) with 315 career rebounds (4.4 avg.). He additionally recorded 90 blocked shots (1.2 per game).

#### 2022-23 HIGHLIGHTS:

- Did not play in the opener and did not check into the Fordham game until the 11:29 mark of the second half ... Finished with 10 points (5-of-7 FG) with four rebounds and an assist in 11:21 minutes played.
- Only played eight minutes versus South Dakota State but pulled down six rebounds – five defensive.



- Led his team in Pts (ARK): ..... 3 (0)
- Led his team in Rebs (ARK): ..... 14 (0)
- Led his team in Assists (ARK): ..... 3 (0)
- Double-figure Pts (ARK):..... 25 (0)
- Double-figure Rebs (ARK):..... 4 (0)
- 20-pt gms – 30-pt gms (ARK):..... 0 – 0 (0)
- Gms with a 3PT Made (ARK):..... 1 (0)
- Gms with 3+ Assists (ARK): ..... 10 (0)
- Gms with 3+ Blks (ARK):..... 7 (0)
- Gms with 5+ Rebs (ARK):..... 28 (1)

#### PERSONAL BESTS

##### POINTS

Season: 10 vs Fordham (11/11/22)  
Career: 19 vs Southern Cal (02/03/22)  
SEC:

##### FG MADE

Season: 5 vs Fordham (11/11/22)  
Career: 9 vs Southern Cal (02/03/22)  
SEC:

##### FG ATTEMPTED

Season: 7 vs Fordham (11/11/22)  
Career: 14 (2x) LAST vs Southern Cal (02/03/22)  
SEC:

##### 3-POINT FG MADE

Season: --  
Career: 1 vs Oregon (02/17/22)  
SEC:

##### 3-PT FG ATTEMPTS

Season: --  
Career: 2 (2x) last vs Oregon (02/17/22)  
SEC:

##### FT MADE

Season: --  
Career: 6 (2x) last vs Stanford (03/05/22)  
SEC:

##### FT ATTEMPTED

Season: --  
Career: 8 (2x) last vs Stanford (03/05/22)  
SEC:

##### REBOUNDS

Season: 6 vs South Dakota State (11/16/22)  
Career: 12 vs Washington State (02/27/21)  
SEC:

##### ASSISTS

Season: 1 vs Fordham (11/11/22)  
Career: 6 vs UCLA (02/05/22)  
SEC:

##### STEALS

Season: --  
Career: 3 (3x) last at Southern Cal (01/24/22)  
SEC:

##### BLOCKED SHOTS

Season: --  
Career: 5 vs Colorado (11/08/19)  
SEC:

##### MINUTES

Season: 11:21 vs Fordham (11/11/22)  
Career: 39:36 vs UCLA (02/05/22)  
SEC:

#### JALEN GRAHAM 2022-23 GAME STATS

Opponent	Date	GS	Min	FG	FGA	Pct	3FG	3A	Pct	FT	FTA	Pct	O	D	Tot	Avg	PF	FO	A	TO	Blk	Stl	Pts	Avg
NORTH DAKOTA ST.	11/07/22	DNP																						
FORDHAM	11/11/22	11	5	7	.714		0	0	.000	0	0	.000	3	1	4	4.0	3	0	1	1	0	0	10	10.0
SOUTH DAKOTA ST.	11/16/22	8	1	4	.250		0	1	.000	0	2	.000	1	5	6	5.0	1	0	0	2	0	0	2	6.0
vs Louisville	11/21/22	6	4	5	.800		0	0	.000	0	0	.000	1	0	1	3.7	1	0	0	1	0	0	8	6.7
vs Creighton	11/22/22	DNP																						
vs San Diego St.	11/23/22	2	0	0	.000		0	0	.000	0	0	.000	0	0	0	2.8	0	0	0	0	0	0	0	5.0
Totals		0	27	10	16	.625	0	1	.000	0	2	.000	5	6	11	2.8	5	0	1	4	0	0	20	5.0

#### JALEN GRAHAM CAREER STATISTICS

Year	GP	GS	Min	Avg	FG	FGA	Pct	3FG	3FGA	Pct	FT	FTA	Pct	Off	Def	Tot	Avg	PF	FO	Ass	TO	Blk	Stl	Pts	Avg
2019-20 (ASU)	28	2	304	10.9	42	61	.689	0	0	.000	5	14	.357	34	43	77	2.8	49	0	11	21	29	6	89	3.2
2020-21 (ASU)	21	19	512	24.4	72	131	.550	0	1	.000	26	45	.578	37	69	106	5.0	68	4	9	27	34	9	170	8.1
2021-22 (ASU)	29	22	682	23.5	124	255	.486	1	18	.056	38	72	.528	35	97	132	4.6	85	2	50	52	27	23	287	9.9
2022-23 (ARK)	4	0	27	6.8	10	16	.625	0	1	.000	0	2	.000	5	6	11	2.8	5	0	1	4	0	0	20	5.0
<b>CAREER</b>	<b>82</b>	<b>43</b>	<b>1525</b>	<b>18.6</b>	<b>203</b>	<b>463</b>	<b>.438</b>	<b>1</b>	<b>120</b>	<b>.008</b>	<b>69</b>	<b>133</b>	<b>.519</b>	<b>111</b>	<b>215</b>	<b>326</b>	<b>4.0</b>	<b>207</b>	<b>6</b>	<b>71</b>	<b>104</b>	<b>90</b>	<b>38</b>	<b>476</b>	<b>5.8</b>

12

# BARRY DUNNING JR.

G | Fr. | 6-6 | 195 | Mobile, Ala. | McGill-Toolen Catholic HS

@BarryDunning6

@bohandbz

Including 2022-23, has **FOUR** years of collegiate eligibility  
Major: TBA (Education)  
Born on Oct. 26, 2003 in Mobile, Ala.  
The son of Barry Sr. and Heather Dunning



- McDonald's All-American Nominee
- Two-time Gatorade Alabama Player of the Year (2021 & '22)
- 2022 MaxPreps Alabama Player of the Year
- Rated #1 player in the state of Alabama by ESPN, 247Composite, 247Sports
- 2022 Alabama Mr. Basketball and 1st team All-State by the Alabama Sports Writers Association

## WINNER OF THE 2023 MAUI JIM MAUI INVITATIONAL HULA CONTEST

### 2022-23 HIGHLIGHTS:

- Saw his most important playing time (7:52) in the San Diego State come-from-behind .... Didn't do much on the stat sheet but Arkansas was +2 in his minutes.



### NATIONAL RECRUITING RANKINGS

- #73 on the SI99 All-American list
- ESPN ★★★★★ #74 nation #21 SF
- 247Composite ★★★★★ #91 nation #22 SF
- 247Sports ★★★ #126 nation #28 SF
- Rivals ★★★ #134 nation #36 SF



### DUNNING'S PERSONAL BESTS

#### POINTS

Season: --

SEC: --

#### FG MADE

Season: --

SEC: --

#### FG ATTEMPTED

Season: 1 (2x) vs South Dakota State (11/16/22)

SEC: --

#### 3-POINT FG MADE

Season: --

SEC: --

#### 3-PT FG ATTEMPTS

Season: 1 vs South Dakota State (11/16/22)

SEC: --

#### FT MADE

Season: --

SEC: --

#### FT ATTEMPTED

Season: --

SEC: --

#### REBOUNDS

Season: --

SEC: --

#### ASSISTS

Season: --

SEC: --

#### STEALS

Season: 1 (2x) LAST vs San Diego State (11/23/22)

SEC: --

#### BLOCKED SHOTS

Season: --

SEC: --

#### MINUTES

Season: 8:31 vs North Dakota State (11/07/22)

SEC: --

### BARRY DUNNING JR. 2022-23 GAME STATS

Opponent	Date	GS	Min	FG	FGA	Pct	3FG	3A	Pct	FT	FTA	Pct	O	D	Tot	Avg	PF	FO	A	TO	Blk	Stl	Pts	Avg
NORTH DAKOTA ST.	11/07/22	9	0	1	.000	0	0	.000	0	0	.000	0	0	0	0.0	0	0	0	0	0	1	0	0	0.0
FORDHAM	11/11/22	3	0	0	.000	0	0	.000	0	0	.000	0	0	0	0.0	1	0	0	0	0	0	0	0	0.0
SOUTH DAKOTA ST.	11/16/22	6	0	1	.000	0	1	.000	0	0	.000	0	0	0	0.0	1	0	0	0	0	0	0	0	0.0
vs Louisville	11/21/22	3	0	0	.000	0	0	.000		0	0	.000	0	0	0	0.0	0	0	0	0	0	0	0	0.0
vs Creighton	11/22/22	DNP																						
vs San Diego St.	11/23/22	8	0	0	.000	0	0	.000	0	0	.000	0	0	0	0.0	1	0	0	1	0	1	0	0	0.0
Totals		0	29	0	2	.000	0	1	.000	0	0	.000	0	0	0	0.0	3	0	0	1	0	2	0	0.0

### BARRY DUNNING JR. CAREER STATISTICS

Year	GP	GS	Min	Avg	FG	FGA	Pct	3FG	3FGA	Pct	FT	FTA	Pct	Off	Def	Tot	Avg	PF	FO	Ast	TO	Blk	Stl	Pts	Avg
2022-23	5	0	29	5.8	0	2	.000	0	1	.000	0	0	.000	0	0	0	0.0	3	0	0	1	0	2	0	0.0



13

**JORDAN WALSH**

G/F | Fr. | 6-7 | 205 | Desoto, Texas | Link (Mo.) Academy

[@jordanwalshlife](#)[@jordanwalshlife](#)

Including 2022-23, has **FOUR** years of collegiate eligibility  
 Major: TBA (Arts & Sciences)  
 Born on Mar. 3, 2004 in Dallas, Texas.  
 The son of John and Sandra Walsh



- On the 2022-23 Julius Erving Award Watch List, which goes to the nation's top small forward

- Consensus top 25 player overall, top-7 small forward and 5-Star
- Played in the McDonald's All-American and Jordan Brand Classic games
- All-American: MaxPreps (3rd team) - Sports Illustrated (3rd team) - Jersey Mike's Naismith (HM)

**2022-23 HIGHLIGHTS**

- Only played 18:20 due to foul trouble (and fouling out) in his collegiate debut (North Dakota State) ... However, tied for hte team lead with three assists ... Was 1-of-1 FG and 2-of-2 FT.
- Was poised for a break-out game vs South Dakota State, but left the game early in the second half with an ankle injury.

**NATIONAL RECRUITING RANKINGS**

- #25 on the SI99 All-American list
- ESPN ★★★★★ #11 nation #4 SF
- 247Composite ★★★★★ #18 nation #7 SF
- 247Sports ★★★★★ #19 nation #7 SF
- Rivals ★★★★★ #24 nation #7 SF

- Led ARK in Pts: ..... 0
- Led ARK in Rebs: ..... 0
- Led ARK in Assists: ..... 1
- Led ARK in Blocked Shots: ..... 0
- Double-figure Pts: ..... 2
- Double-figure Rebs: ..... 0
- 20-pt gms - 30-pt gms: ..... 0 - 0
- Gms with a 3PT Made: ..... 3
- Gms with 3+ Assists: ..... 1
- Gms with 3+ Steals: ..... 1
- Gms with 3+ Blks: ..... 0
- Gms with 5+ Rebs: ..... 1

**JORDAN WALSH 2022-23 GAME STATS**

Opponent	Date	GS	Min	FG	FGA	Pct	3FG	3A	Pct	FT	FTA	Pct	O	D	Tot	Avg	PF	FO	A	TO	Blk	Stl	Pts	Avg
NORTH DAKOTA ST.	11/07/22	18	1	1	1	1.000	0	0	.000	2	2	1.000	0	2	2	2.0	5	1	3	0	0	0	4	4.0
FORDHAM	11/11/22	*	21	5	7	.714	0	2	.000	2	3	.667	1	3	4	3.0	3	0	1	1	0	0	12	8.0
SOUTH DAKOTA ST.	11/16/22	*	16	4	7	.571	2	4	.500	0	1	.000	0	1	1	2.3	0	0	1	1	1	3	10	8.7
vs Louisville	11/21/22	*	28	2	6	.333	2	5	.400	1	2	.500	0	2	2	2.3	3	0	2	2	0	1	7	8.3
vs Creighton	11/22/22	*	36	1	5	.200	1	2	.500	2	2	1.000	0	3	3	2.4	3	0	2	2	0	1	5	7.6
vs San Diego St.	11/23/22	*	34	3	7	.429	0	2	.000	1	2	.500	3	2	5	2.8	4	0	2	1	1	0	7	7.5
<b>Totals</b>		<b>5</b>	<b>153</b>	<b>16</b>	<b>33</b>	<b>.485</b>	<b>5</b>	<b>15</b>	<b>.333</b>	<b>8</b>	<b>12</b>	<b>.667</b>	<b>4</b>	<b>13</b>	<b>17</b>	<b>2.8</b>	<b>18</b>	<b>1</b>	<b>11</b>	<b>7</b>	<b>2</b>	<b>5</b>	<b>45</b>	<b>7.5</b>

**WALSH'S PERSONAL BESTS****POINTS**

Season: 12 vs Fordham (11/11/22)

**SEC:****FG MADE**

Season: 5 vs Fordham (11/11/22)

**SEC:****FG ATTEMPTED**

Season: 7 (2x) LAST: vs South Dakota St (11/16/22)

**SEC:****3-POINT FG MADE**

Season: 2 (2x) LAST vs Louisville (11/21/22)

**SEC:****3-PT FG ATTEMPTS**

Season: 5 vs Louisville (11/21/22)

**SEC:****FT MADE**

Season: 2 (2x) LAST - vs Fordham (11/11/22)

**SEC:****FT ATTEMPTED**

Season: 3 vs Fordham (11/11/22)

**SEC:****REBOUNDS**

Season: 5 vs San Diego State (11/23/22)

**SEC:****ASSISTS**

Season: 3 vs North Dakota State (11/07/22)

**SEC:****STEALS**

Season: 3 vs South Dakota State (11/16/22)

**SEC:****BLOCKED SHOTS**

Season: 1 vs South Dakota State (11/16/22)

**SEC:****MINUTES**

Season: 36:04 vs Creighton (11/22/22)

**SEC:****JORDAN WALSH CAREER STATISTICS**

Year	GP	GS	Min	Avg	FG	FGA	Pct	3FG	3FGA	Pct	FT	FTA	Pct	Off	Def	Tot	Avg	PF	FO	Ast	TO	Blk	Stl	Pts	Avg
2022-23	6	5	153	25.5	16	33	.485	5	15	.333	8	12	.667	4	13	17	2.8	18	1	11	7	2	5	45	7.5

15

**MAKHI MITCHELL**

F/C | Sr. | 6-9 | 230 | Washington, D.C. | Woodrow Wilson HS / Rhode Island

@MoTheKid03

@thats\_khi

Including 2022-23, has **TWO** years of collegiate eligibility  
 Major: Food, Nutrition & Health  
 Born on Jan. 31, 2000 in Washington, D.C.  
 The son of Maria Mitchell

**DOUBLE-DOUBLES (8)**

**SOPHOMORE (at URI)** (1)  
 12/02/20 • SETON HALL 11 pts 11 reb

**JUNIOR (at URI)** (7)  
 11/12/21 • BRYANT 11 pts 18 reb  
 11/27/21 • GEORGIA STATE 10 pts 12 reb  
 12/13/21 • at Milwaukee 16 pts 10 reb  
 01/28/22 • at Dayton 12 pts 11 reb  
 02/05/22 • UMASS 13 pts 13 reb  
 02/12/22 • DAVIDSON 16 pts 11 reb  
 02/19/22 • at George Washington 13 pts 10 reb

Makhi (Ma-KAI) Mitchell joined the Razorback squad with his twin Makhel for 2022-23 after playing two seasons at Rhode Island and one at Maryland ... Has two seasons of eligibility remaining ... Is the older of the twins by two minutes.

**2022-23 HIGHLIGHTS:**

- Made 4-of-5 FG and **tied his career high with three steals** in the season opener vs North Dakota State.
- Tied his brother for the team lead with a season-high six rebounds versus Louisville.



- **Led his team in Pts (ARK):** ..... 4 (0)
- **Led his team in Rebs (ARK):** ..... 18 (1)
- **Led his team in Assists (ARK):** ..... 4 (0)
- **Led his team in Blk Shots (ARK):** ..... 15 (1)
- **Double-figure Pts (ARK):** ..... 19 (0)
- **Double-figure Rebs (ARK):** ..... 11 (0)
- **20-pt gms - 30-pt gms (ARK):** ..... 0 - 0
- **Gms with a 3PT Made (ARK):** ..... 7 (0)
- **Gms with 3+ Assists (ARK):** ..... 6 (0)
- **Gms with 3+ Blks (ARK):** ..... 6 (0)
- **Gms with 3+ Steals (ARK):** ..... 4 (2)
- **Gms with 5+ Rebs (ARK):** ..... 28 (1)

**MAKHI'S PERSONAL BESTS****POINTS**

Season: 8 (2x) LAST - vs Fordham (11/11/22)  
 Career: 19 vs vs American Int'l (01/02/22)  
 SEC:

**FG MADE**

Season: 4 (2x) LAST - vs Fordham (11/11/22)  
 Career: 7 (2x) last American Int'l (01/02/22)  
 SEC:

**FG ATTEMPTED**

Season: 7 vs Fordham (11/11/22)  
 Career: 12 at VCU (02/08/22)  
 SEC:

**3-POINT FG MADE**

Season: --  
 Career: 1 (7x) last vs Duquesne (03/09/22)  
 SEC:

**3-PT FG ATTEMPTS**

Season: --  
 Career: 3 at Saint Joseph's (03/05/22)  
 SEC:

**FT MADE**

Season: --  
 Career: 8 vs George Mason (11/22/19)  
 SEC:

**FT ATTEMPTED**

Season: --  
 Career: 12 (2x) last vs G. Washington (01/22/22)  
 SEC:

**REBOUNDS**

Season: 6 vs Louisville (11/21/22)  
 Career: 18 vs Bryant (11/21/21)  
 SEC:

**ASSISTS**

Season: 2 vs South Dakota State (11/16/22)  
 Career: 8 at UMass (01/15/22)  
 SEC:

**STEALS**

Season: 3 (2x) LAST - vs Fordham (11/11/22)  
 Career: 3 (4x) LAST - vs Fordham (11/11/22)  
 SEC:

**BLOCKED SHOTS**

Season: 2 vs Fordham (11/11/22)  
 Career: 6 vs Saint Louis (03/03/22)  
 SEC:

**MINUTES**

Season: 25:21 vs Fordham (11/11/22)  
 Career: 30:39 at Geo Washington (02/19/22)  
 SEC:

**MAKHI MITCHELL 2022-23 GAME STATS**

Opponent	Date	GS	Min	FG	FGA	Pct	3FG	3A	Pct	FT	FTA	Pct	O	D	Tot	Avg	PF	FO	A	TO	Blk	Stl	Pts	Avg
NORTH DAKOTA ST.	11/07/22	*	20	4	5	.800	0	0	.000	0	0	.000	1	3	4	4.0	4	0	1	0	0	3	8	8.0
FORDHAM	11/11/22	*	26	4	7	.571	0	0	.000	0	0	.000	2	2	4	4.0	3	0	2	0	2	3	8	8.0
SOUTH DAKOTA ST.	11/16/22	*	15	2	5	.400	0	0	.000	1	3	.333	1	3	4	4.0	3	0	3	2	0	1	5	7.0
vs Louisville	11/21/22	*	18	2	3	.667	0	0	.000	1	2	.500	3	3	6	4.5	3	0	1	2	1	0	5	6.5
vs Creighton	11/22/22	*	8	1	2	.500	0	0	.000	0	0	.000	1	0	1	3.8	3	0	0	2	0	1	2	5.6
vs San Diego St.	11/23/22	*	11	0	0	.000	0	0	.000	2	2	1.000	0	3	3	3.7	1	0	0	0	0	1	2	5.0
<b>Totals</b>			<b>6</b>	<b>98</b>	<b>13</b>	<b>22</b>	<b>.591</b>	<b>0</b>	<b>0</b>	<b>.000</b>	<b>4</b>	<b>7</b>	<b>.571</b>	<b>8</b>	<b>14</b>	<b>22</b>	<b>3.7</b>	<b>17</b>	<b>0</b>	<b>7</b>	<b>6</b>	<b>3</b>	<b>30</b>	<b>5.0</b>

**MAKHI MITCHELL CAREER STATISTICS**

Year	GP	GS	Min	Avg	FG	FGA	Pct	3FG	3FGA	Pct	FT	FTA	Pct	Off	Def	Tot	Avg	PF	FO	Ass	TO	Blk	Stl	Pts	Avg
2019-20 (MD)	12	6	111	9.2	12	34	.353	0	0	.000	12	22	.545	10	29	39	3.3	19	0	2	8	8	2	36	3.0
2020-21 (URI)	7	2	112	16.1	12	26	.462	0	0	.000	17	28	.607	6	28	34	4.9	22	1	2	10	4	4	41	5.9
2021-22 (URI)	31	27	749	24.1	121	232	.522	7	23	.304	59	113	.522	50	175	225	7.3	91	2	48	87	43	30	308	9.9
2022-23 (ARK)	6	6	98	16.3	13	22	.591	0	0	.000	4	7	.571	8	14	22	3.7	17	0	7	6	3	9	30	5.0
<b>CAREER</b>	<b>56</b>	<b>41</b>	<b>1070</b>	<b>19.1</b>	<b>158</b>	<b>314</b>	<b>.503</b>	<b>7</b>	<b>23</b>	<b>.304</b>	<b>92</b>	<b>170</b>	<b>.541</b>	<b>74</b>	<b>246</b>	<b>320</b>	<b>5.7</b>	<b>149</b>	<b>3</b>	<b>59</b>	<b>111</b>	<b>58</b>	<b>45</b>	<b>415</b>	<b>7.4</b>

20

## KAMANI JOHNSON

F | Sr. | 6-7 | 230 | Brooklyn, N.Y. | Holy Spirit (Ga.) Prep School / Little Rock

@KamaniJohnson20

@kamani\_johnson

Including 2022-23, has **ONE** year of collegiate eligibility  
Major: Communications  
Born on Mar. 10, 2000 in Brooklyn, N.Y.  
The son of Makini Campbell



## DOUBLE-DOUBLES (4)

## SOPH (4) @ LITTLE ROCK

11/27/19 • ALCORN STATE	17 pts	12 reb
01/02/20 • TEXAS STATE	15 pts	10 reb
01/04/20 • UT ARLINGTON	30 pts	13 reb
02/22/20 • at Arkansas St.	32 pts	16 reb

^ - Back-to-Back games

Played his first two seasons at Little Rock ... Sat out 2020-21 at Arkansas as a transfer ... Played 26 games with one start for the Razorbacks in 2021-22 ... Was **third team All-Sun Belt** in 2020 ... Among the Sun Belt and NCAA leaders in rebounding and free throws attempted.

## 2022-23 HIGHLIGHTS:

- After playing just 22 minutes with zero points through the first five games, made a huge impact **playing the final 19:07 in the come-from-behind win versus San Diego State** ... Checked in at the 14:25 mark and the Hogs were down 11 (45-34) ... **Tied the game with a tip-in at the buzzer to force overtime** ... Finished the game with seven points, seven rebounds and two steals with a +14 ... Had four points, four rebounds and two steals in overtime – **sealed the win two free throws with tree seconds left in OT and stole the inbounds pass for the four-point win.**



- Led his team in Pts (ARK): ..... 5 (0)
- Led his team in Rebs (ARK): ..... 12 (2)
- Led his team in Assists (ARK): ..... 7 (0)
- Led his tm in PT•REB Same Gm (ARK): ..... 3 (0)
- Led his tm in P•R•A Same Gm (ARK): ..... 2 (0)
- Double-figure Pts (ARK): ..... 20 (0)
- Double-figure Rebs (ARK): ..... 7 (0)
- 20-pt gms (ARK): ..... 3 (0)
- 30-pt gms (ARK): ..... 2 (0)
- Gms with a 3PT Made (ARK): ..... 0 (0)
- Gms with 3+ Assists (ARK): ..... 17 (0)
- Gms with 5+ Rebs (ARK): ..... 41 (0)

## JOHNSON'S PERSONAL BESTS

## POINTS

Season: 7 vs San Diego State (11/23/22)  
Career: 32 at Arkansas State (02/22/20)  
SEC: 7 (2x) last vs Miss State (02/05/22)

## FG MADE

Season: 2 vs San Diego State (11/23/22)  
Career: 9 at Arkansas State (02/22/20)  
SEC: 3 vs Mississippi State (02/05/22)

## FG ATTEMPTED

Season: 27 vs San Diego State (11/23/22)  
Career: 13 at Memphis (11/20/19)  
SEC: 5 vs Mississippi State (02/05/22)

## 3-PT FG ATT

Season: --  
Career: 1 (2x) last at Memphis (11/20/19)  
SEC: --

## FT MADE

Season: 3 vs San Diego State (11/23/22)  
Career: 14 at Arkansas State (02/22/20)  
SEC: 5 at Texas A&M (01/08/22)

## FT ATTEMPTED

Season: 5 vs San Diego State (11/23/22)  
Career: 16 at Arkansas State (02/22/20)  
SEC: 8 at Tennessee (03/05/22)

## REBOUNDS

Season: 7 vs San Diego State (11/23/22)  
Career: 20 at Arkansas State (02/22/20)  
SEC: 8 (2x) last at Tennessee (03/05/22)

## ASSISTS

Season: --  
Career: 6 vs App State (02/01/20)  
SEC: 2 vs Mississippi State (02/05/22)

## STEALS

Season: 2 vs San Diego State (11/23/22)  
Career: 3 vs Arkansas State (02/02/19)  
SEC: 1 (2x) last vs Kentucky (02/26/22)

## BLOCKED SHOTS

Season: --  
Career: 3 vs Elon (12/21/21)  
SEC: 1 at Texas A&M (01/08/22)

## MINUTES

Season: 19:07 vs San Diego State (11/23/22)  
Career: 38:42 vs UT Arlington (01/04/20)  
SEC: 18:30 at Texas A&M (01/08/22)

## KAMANI JOHNSON 2022-23 GAME STATS

Opponent	Date	GS	Min	FG	FGA	Pct	3FG	3A	Pct	FT	FTA	Pct	O	D	Tot	Avg	PF	FO	A	TO	Blk	Stl	Pts	Avg
NORTH DAKOTA ST.	11/07/22	*	10	0	0	.000	0	0	.000	0	0	.000	0	0	0	0.0	2	0	0	1	0	1	0	0.0
FORDHAM	11/11/22		3	0	1	.000	0	0	.000	0	2	.000	1	0	1	0.5	0	0	0	0	0	0	0	0.0
SOUTH DAKOTA ST.	11/16/22		9	1	3	.333	0	0	.000	0	0	.000	3	1	4	1.7	3	0	0	3	0	1	2	0.7
vs Louisville	11/21/22	DNP																						
vs Creighton	11/22/22	DNP																						
vs San Diego St.	11/23/22		19	2	2	1.000	0	0	.000	3	5	.600	4	3	7	3.0	3	0	0	1	0	2	7	2.3
Totals		1	41	3	6	.500	0	0	.000	3	7	.429	8	4	12	3.0	8	0	0	5	0	4	9	2.3

## KAMANI JOHNSON CAREER STATISTICS

Year	GP	GS	Min	Avg	FG	FGA	Pct	3FG	3FGA	Pct	FT	FTA	Pct	Off	Def	Tot	Avg	PF	FO	Ass	TO	Blk	Stl	Pts	Avg
2018-19 (VALR)	27	15	519	19.2	53	96	.552	0	1	.000	33	65	.508	51	79	130	4.8	85	5	37	41	13	14	139	5.1
2019-20 (UALR)	31	28	860	27.7	98	191	.513	0	1	.000	144	198	.727	94	113	207	6.7	99	5	68	67	15	23	340	11.0
2021-22 (ARK)	26	1	203	7.8	18	29	.621	0	0	.000	23	43	.535	34	35	69	2.7	37	0	7	16	10	6	59	2.3
2022-23 (ARK)	4	1	41	10.3	3	6	.500	0	0	.000	3	7	.429	8	4	12	3.0	8	0	0	5	0	4	9	2.3
CAREER	88	45	1623	18.4	172	322	.534	0	2	.000	203	313	.649	187	231	418	4.8	229	10	112	129	38	47	547	6.2



22

## MAKHEL MITCHELL

F/C | Sr. | 6-10 | 240 | Washington, D.C. | Woodrow Wilson HS / Rhode Island

@makhelmitchell

@\_kheiii

Including 2022-23, has TWO years of collegiate eligibility  
Major: Food, Nutrition & Health  
Born on Jan. 31, 2000 in Washington, D.C.  
The son of Maria Mitchell



## DOUBLE-DOUBLES (4)

**SOPHOMORE (at URI)** (3)  
01/16/21 • GEORGE MASON ^ 14 pts 10 reb  
01/20/21 • at Duquesne ^ 16 pts 11 reb  
02/16/21 • DAYTON 16 pts 12 reb

**JUNIOR (at URI)** (1)  
02/08/22 • at VCU 12 pts 10 reb  
^ - Consecutive games

Makhel (Ma-Kale) Mitchell joined the Razorback squad with his twin Makhi for 2022-23 after playing two seasons at Rhode Island and one at Maryland ... Has two seasons of eligibility remaining ... Is the younger of the twins by two minutes.

## 2022-23 HIGHLIGHTS:

- Tied his brother with a game and season-high six rebounds ... Also scored a season-high 12 points, making 4-of-5 FG – all four on dunks –and making 4-of-6 at the line.
- Versus San Diego State, Was 3-of-3 from the field (with two dunks) and led the team with two blocked shots.



- Led his tm in Pts (ARK): ..... 13 (0)
- Led his tm in Rebs (ARK): ..... 13 (1)
- Led his tm in Assists (ARK):..... 8 (0)
- Led his tm in Blocked Shots (ARK): .. 36 (1)
- Double-figure Pts (ARK):..... 30 (0)
- Double-figure Rebs (ARK):..... 4 (0)
- 20-pt gms – 30-pt gms (ARK): .... 3 (0) - 0 (0)
- Gms with a 3PT Made (ARK):..... 0 (0)
- Gms with 3+ Assists (ARK):..... 4 (0)
- Gms with 3+ Blks (ARK):..... 18 (0)
- Gms with 5+ Rebs (ARK):..... 33 (1)

## MAKHEL'S PERSONAL BESTS

## POINTS

Season: 12 vs Louisville (11/21/22)  
Career: 19 vs American Int'l (01/02/22)  
SEC:

## FG MADE

Season: 4 vs Louisville (11/21/22)  
Career: 7 (2x) last vs American Int'l (01/02/22)  
SEC:

## FG ATTEMPTED

Season: 5 vs Louisville (11/21/22)  
Career: 12 at VCU (02/08/22)  
SEC:

## 3-POINT FG MADE

Season: --  
Career: 1 (7x) last vs Duquesne (03/09/22)  
SEC:

## 3-PT FG ATTEMPTS

Season: --  
Career: 3 at Saint Joseph's (03/05/22)  
SEC:

## FT MADE

Season: --  
Career: 8 vs George Mason (11/22/19)  
SEC:

## FT ATTEMPTED

Season: 4 vs Louisville (11/21/22)  
Career: 12 (2x) last vs G. Washington (01/22/22)  
SEC:

## REBOUNDS

Season: 6 vs Louisville (11/21/22)  
Career: 18 vs Bryant (11/21/21)  
SEC:

## ASSISTS

Season: 3 vs Louisville (11/21/22)  
Career: 8 at UMass (01/15/22)  
SEC:

## STEALS

Season: 2 vs Louisville (11/21/22)  
Career: 3 (2x) last at VCU (02/08/22)  
SEC:

## BLOCKED SHOTS

Season: 2 (2x) LAST vs Creighton (11/22/22)  
Career: 6 vs Saint Louis (03/03/22)  
SEC:

## MINUTES

Season: 20:10 vs Louisville (11/21/22)  
Career: 30:39 at Geo Washington (02/19/22)  
SEC:

## MAKHEL MITCHELL 2022-23 GAME STATS

Opponent	Date	GS	Min	FG	FGA	Pct	3FG	3A	Pct	FT	FTA	Pct	O	D	Tot	Avg	PF	FO	A	TO	Blk	Stl	Pts	Avg
NORTH DAKOTA ST.	11/07/22		DNP																					
FORDHAM	11/11/22		4	0	1	.000	0	0	.000	0	0	.000	0	0	0	0.0	0	0	0	1	0	1	0	0.0
SOUTH DAKOTA ST.	11/16/22		6	0	1	.000	0	0	.000	0	0	.000	0	3	3	1.5	2	0	1	1	0	1	0	0.0
vs Louisville	11/21/22		20	4	5	.800	0	0	.000	4	6	.667	0	6	6	3.0	2	0	3	0	2	2	12	4.0
vs Creighton	11/22/22		7	2	3	.667	0	0	.000	0	1	.000	1	2	3	3.0	0	0	0	0	2	0	4	4.0
vs San Diego St.	11/23/22		14	3	3	1.000	0	0	.000	0	0	.000	0	3	3	3.0	3	0	0	1	2	0	6	4.4
<b>Totals</b>		<b>0</b>	<b>51</b>	<b>9</b>	<b>13</b>	<b>.692</b>	<b>0</b>	<b>0</b>	<b>.000</b>	<b>4</b>	<b>7</b>	<b>.571</b>	<b>1</b>	<b>14</b>	<b>15</b>	<b>3.0</b>	<b>7</b>	<b>0</b>	<b>4</b>	<b>3</b>	<b>6</b>	<b>4</b>	<b>22</b>	<b>4.4</b>

## MAKHEL MITCHELL CAREER STATISTICS

Year	GP	GS	Min	Avg	FG	FGA	Pct	3FG	3FGA	Pct	FT	FTA	Pct	Off	Def	Tot	Avg	PF	FO	Ass	TO	Blk	Stl	Pts	Avg
2019-20 (MD)	10	0	67	6.7	4	8	.500	0	0	.000	2	4	.500	8	15	23	2.3	9	0	2	3	4	2	10	1.0
2020-21 (URI)	25	23	558	22.3	97	186	.522	0	2	.000	45	96	.469	47	92	139	5.6	87	7	22	49	42	10	239	9.6
2021-22 (URI)	31	27	821	26.5	135	269	.502	0	7	.000	62	118	.525	34	139	173	5.6	86	3	40	59	74	23	332	10.7
2022-23 (ARK)	5	0	51	10.2	9	13	.692	0	0	.000	4	7	.571	1	14	15	3.0	7	0	4	3	6	4	22	4.4
<b>CAREER</b>	<b>40</b>	<b>23</b>	<b>676</b>	<b>16.9</b>	<b>110</b>	<b>207</b>	<b>.531</b>	<b>0</b>	<b>2</b>	<b>.000</b>	<b>51</b>	<b>107</b>	<b>.477</b>	<b>56</b>	<b>121</b>	<b>177</b>	<b>4.4</b>	<b>103</b>	<b>7</b>	<b>28</b>	<b>55</b>	<b>52</b>	<b>16</b>	<b>271</b>	<b>6.8</b>

23

**DERRIAN FORD**

G | Fr. | 6-3 | 205 | Magnolia, Ark. | Magnolia HS



@thetruthballers



@derrianford2022

Including 2022-23, has **FOUR** years of collegiate eligibility


Major: TBA (Education)

Born on Nov. 14, 2003 in Magnolia, Ark.

The son of Darnell and Tiffani Ford



- Two-time Gatorade Arkansas Player of the Year (2021 & '22)
- McDonald's All-American Nominee
- Two-time (2021 and 2022) Class 4A Player of the Year by the Arkansas Basketball Coaches Association

**2022-23 HIGHLIGHTS:****NATIONAL RECRUITING RANKINGS**

- #66 on the SI99 All-American list
- 247Sports ★★★★★ #69 nation #11 CG
- 247Composite ★★★★★ #68 nation #12 CG
- ESPN ★★★★★ #71 nation #12 SF
- Rivals ★★★★★ #78 nation #16 SG

**DERRIAN FORD 2022-23 GAME STATS**

Opponent	Date	GS	Min	FG	FGA	Pct	3FG	3A	Pct	FT	FTA	Pct	O	D	Tot	Avg	PF	FO	A	TO	Blk	Stl	Pts	Avg
NORTH DAKOTA ST.	11/07/22	3		0	1	.000	0	0	.000	0	0	.000	1	0	1	1.0	0	0	0	0	0	0	0	0.0
FORDHAM	11/11/22	5		1	2	.500	0	0	.000	0	0	.000	0	0	0	0.5	0	0	0	0	0	0	2	1.0
SOUTH DAKOTA ST.	11/16/22	9		0	0	.000	0	0	.000	0	0	.000	0	3	3	1.3	1	0	0	1	0	1	0	0.7
vs Louisville	11/21/22	4		1	1	1.000	0	0	.000	0	0	.000	0	0	0	1.0	1	0	0	0	0	0	2	1.0
vs Creighton	11/22/22	DNP																						
vs San Diego St.	11/23/22	DNP																						
<b>Totals</b>		<b>0</b>	<b>21</b>	<b>2</b>	<b>4</b>	<b>.500</b>	<b>0</b>	<b>0</b>	<b>.000</b>	<b>0</b>	<b>0</b>	<b>.000</b>	<b>1</b>	<b>3</b>	<b>4</b>	<b>1.0</b>	<b>2</b>	<b>0</b>	<b>0</b>	<b>1</b>	<b>0</b>	<b>1</b>	<b>4</b>	<b>1.0</b>

**PINION'S PERSONAL BESTS****POINTS**

Season: 2 (2x) LAST vs Louisville (11/21/22)

**SEC:****FG MADE**

Season: 1 LAST vs Louisville (11/21/22)

**SEC:****FG ATTEMPTED**

Season: 2 vs Fordham (11/11/22)

**SEC:****3-POINT FG MADE**

Season: --

**SEC:****3-PT FG ATTEMPTS**

Season: --

**SEC:****FT MADE**

Season: --

**SEC:****FT ATTEMPTED**

Season: --

**SEC:****REBOUNDS**

Season: 3 vs South Dakota State (11/16/22)

**SEC:****ASSISTS**

Season: --

**SEC:****STEALS**

Season: 1 vs South Dakota State (11/16/22)

**SEC:****BLOCKED SHOTS**

Season: --

**SEC:****MINUTES**

Season: 8:55 vs South Dakota State (11/16/22)

**SEC:****DERRIAN FORD CAREER STATISTICS**

Year	GP	GS	Min	Avg	FG	FGA	Pct	3FG	3FGA	Pct	FT	FTA	Pct	Off	Def	Tot	Avg	PF	FO	Ast	TO	Blk	Stl	Pts	Avg
2022-23	4	0	21	5.3	2	4	.500	0	0	.000	0	0	.000	1	3	4	1.0	2	0	0	1	0	1	4	1.0

# 21 CADE ARBOGAST

G | Jr. | 6-3 | 180 | Concord, Calif. | De La Salle HS / Lane (Ore.) CC

[@cadearbogast](#)  
[@cadearbogast](#)

Including 2022-23, has **THREE** years of collegiate eligibility  
Major: Communications  
Born on Aug. 23, 2000 in Walnut Creek, Calif.  
The son of Peter and Carol Arbogast



## 2022-23 (So.):

Saw action in the Fordham win.

## 2021-22 (So. at Arkansas):

Came to Arkansas as a walk-on but earned a scholarship on Jan. 21 (watch) ... Played in four games, including the NCAA second-round win over New Mexico State ... **Grabbed three rebounds and added an assist in the win at Georgia.**

### CADE ARBOGAST CAREER STATISTICS

Year	GP	GS	Min	Avg	FG	FGA	Pct	3FG	3FGA	Pct	FT	FTA	Pct	Off	Def	Tot	Avg	PF	FO	Ast	TO	Blk	Stl	Pts	Avg
2021-22	4	0	3	0.8	0	4	.000	0	2	.000	0	0	.000	2	1	3	0.8	0	0	1	0	0	0	0	0.0
2022-23	3	0	3	1.0	0	1	.000	0	1	.000	0	0	.000	0	0	0	0.0	0	0	0	0	0	0	0	0.0
CAREER	7	0	6	0.9	0	5	.000	0	3	.000	0	0	.000	2	1	3	0.4	0	0	1	0	0	0	0	0.0

# 45 LAWSON BLAKE

F | So. | 6-10 | 235 | Fayetteville, Ark. | Fayetteville HS / Link Year (Mo.) Prep

[@lawsonblake](#)  
[@lawson.blake](#)

Including 2022-23, has **THREE** years of collegiate eligibility  
Major: Exercise Science  
Born on Jan. 3, 2002 in San Antonio, Texas  
The son of Larry and Allison Blake



## 2022-23 (So.):

Grabbed his first career rebound in the win over Fordham.

## 2021-22 (Fr.):

Made the team as a walk-on ... Played in five games, including Arkansas' second-round NCAA Tournament win over New Mexico State.

### LAWSON BLAKE CAREER STATISTICS

Year	GP	GS	Min	Avg	FG	FGA	Pct	3FG	3FGA	Pct	FT	FTA	Pct	Off	Def	Tot	Avg	PF	FO	Ast	TO	Blk	Stl	Pts	Avg
2021-22	5	0	5	1.0	0	0	.000	0	0	.000	0	0	.000	0	0	0	0.0	0	0	0	0	0	0	0	0.0
2022-23	3	0	4	1.3	0	1	.000	0	0	.000	0	0	.000	1	1	2	0.7	0	0	0	0	0	0	0	0.0
CAREER	8	0	9	1.1	0	1	.000	0	0	.000	0	0	.000	1	1	2	0.3	0	0	0	0	0	0	0	0.0



# ARKANSAS RAZORBACKS

## 2022-23 SEASON RESULTS & LEADERS

RECORD:	OVERALL	HOME	AWAY	NEUTRAL
ALL GAMES	5-1	3-0	0-0	2-1
CONFERENCE	0-0	0-0	0-0	0-0
NON-CONFERENCE	5-1	3-0	0-0	2-1

DATE	TIME (CT)	R	A	N	K	OPPONENT	TV	RESULT	ATTEND	RECORD	(SEC)	HIGH POINTS	HIGH REBOUNDS
11/07/22	7:00 pm	10/10	--/--			NORTH DAKOTA STATE	SEC Network Plus	W 78-56	19,200	1-0	--	(22)Ricky Council IV	(12)Trevon Brazile
11/11/22	7:00 pm	10/10	--/--			FORDHAM	SEC Network Plus	W 74-48	19,200	2-0	--	(15)Ricky Council IV	(8)Trevon Brazile
11/16/22	7:00 pm	9/10	--/--			SOUTH DAKOTA STATE	SEC Network Plus	W 71-56	19,200	3-0	--	(19)Ricky Council IV	(10)Trevon Brazile
11/21/22	4:00 pm	+	9/9	--/--		vs Louisville	ESPN2	W 80-54	2,400	4-0	--	(26)Anthony Black	(6)Makhi Mitchell (6) Makhel Mitchell
11/22/22	7:00 pm	+	9/9	10/8		vs Creighton	ESPN	87-90 L	2400	4-1	--	(26)Anthony Black	(6)Anthony Black (6)Trevon Brazile
11/23/22	9:00 pm	+	9/9	17/19		vs San Diego State	ESPN2	(OT) W 78-74	2400	5-1	--	(20)Trevon Brazile	(9)Trevon Brazile
11/28/22	7:00 pm					TROY	SEC Network						
12/03/22	3:00 pm					SAN JOSE STATE	SEC Network						
12/06/22	6:00 pm					UNC GREENSBORO	SEC Network						
12/10/22	Noon	@				vs. Oklahoma	ESPN2						
12/17/22	3:00 pm	&				vs. Bradley	--						
12/21/22	8:00 pm					UNC ASHEVILLE	SEC Network						
12/28/22	8:00 pm	*				at LSU	ESPN2/U						
01/04/23	7:30 pm	*				MISSOURI	SEC Network						
01/07/23	7:30 pm	*				at Auburn	SEC Network						
01/11/23	6:00 pm	*				ALABAMA	ESPN2/U						
01/14/23	1:00 pm	*				at Vanderbilt	ESPN2/U						
01/18/23	8:00 pm	*				at Missouri	SEC Network						
01/21/23	11:00 am	*				OLE MISS	ESPN2						
01/24/23	6:00 pm	*				LSU	ESPN/2/U						
01/28/23	3 or 5 pm	%				at Baylor	ESPN						
01/31/23	6:00 pm	*				TEXAS A&M	ESPN/2/U						
02/04/23	2:30 pm	*				at South Carolina	SEC Network						
02/27/23	8:00 pm	*				at Kentucky	ESPN/2						
02/11/23	5:00 pm	*				MISSISSIPPI STATE	ESPN2/U						
02/15/23	8:00 pm	*				at Texas A&M	ESPN2/U						
02/18/23	1:00 pm	*				FLORIDA	ESPN/2						
02/21/23	8:00 pm	*				GEORGIA	SEC Network						
02/25/23	1 or 3 pm	*				at Alabama	ESPN/2						
02/28/23	8:00 pm	*				at Tennessee	ESPN/2/U						
03/04/23	1:00 pm	*				KENTUCKY	CBS						
Mar. 8-12		^				SEC Tournament							

Home Games in CAPS | \* - Southeastern Conference game | + Maui Jim Maui Invitational (Lahaina, Hawai'i (Lahaina Civic Center) |  
 @ - played in Tulsa, Okla. (BOK Center) | & - played in North Little Rock (Simmons Bank Arena) |  
 % - Big 12/SEC Challenge | ^ - SEC Tournament (Nashville, Tenn. - Bridgestone Arena)

ATTENDANCE SUMMARY	GAMES	TOTALS	AVG/GAME
HOME	3	57600	19200
AWAY	0	0	0
NEUTRAL	3	7200	2400
TOTAL	6	64800	10800

# ARKANSAS RAZORBACKS

## 2022-23 COMBINED REPORT

RECORD:	OVERALL	HOME	AWAY	NEUTRAL
ALL GAMES	5-1	3-0	0-0	2-1
CONFERENCE	0-0	0-0	0-0	0-0
NON-CONFERENCE	5-1	3-0	0-0	2-1

#	Player	GP	GS	Min	Avg	• TOTAL •			• 3-PTS •			• REBOUNDS •				PF		FO		A				TO		Blk		Stl		Pts	
						FG	FGA	Pct	3FG	FGA	Pct	FT	FTA	Pct	Off																
1	Ricky Council IV	6	6	219	36.5	43	89	.483	8	25	.320	20	28	.714	5	13	18	3.0	12	0	21	14	2	12	114	19.0					
0	Anthony Black	6	6	196	32.7	28	58	.483	6	18	.333	23	28	.821	8	24	32	5.3	14	0	21	19	2	14	85	14.2					
2	Trevon Brazile	6	0	179	29.8	28	60	.467	10	24	.417	14	21	.667	8	39	47	7.8	19	1	6	12	7	6	80	13.3					
4	Davonte Davis	6	6	188	31.3	19	53	.358	3	19	.158	10	14	.714	1	15	16	2.7	11	0	16	9	1	7	51	8.5					
13	Jordan Walsh	6	5	153	25.5	16	33	.485	5	15	.333	8	12	.667	4	13	17	2.8	18	1	11	7	2	5	45	7.5					
11	Jalen Graham	4	0	27	6.8	10	16	.625	0	1	.000	0	2	.000	5	6	11	2.8	5	0	1	4	0	0	20	5.0					
15	Makhi Mitchell	6	6	98	16.3	13	22	.591	0	0	.000	4	7	.571	8	14	22	3.7	17	0	7	6	3	9	30	5.0					
22	Makhel Mitchell	5	0	51	10.2	9	13	.692	0	0	.000	4	7	.571	1	14	15	3.0	7	0	4	3	6	4	22	4.4					
20	Kamani Johnson	4	1	41	10.3	3	6	.500	0	0	.000	3	7	.429	8	4	12	3.0	8	0	0	5	0	4	9	2.3					
5	Joseph Pinion	5	0	16	3.2	1	6	.167	0	3	.000	4	4	1.000	0	2	2	0.4	5	0	0	0	0	1	6	1.2					
23	Derrian Ford	4	0	21	5.3	2	4	.500	0	0	.000	0	0	.000	1	3	4	1.0	2	0	0	1	0	1	4	1.0					
21	Cade Arbogast	3	0	3	1.0	0	1	.000	0	1	.000	0	0	.000	0	0	0	0.0	0	0	0	0	0	0	0	0.0					
45	Lawson Blake	3	0	4	1.3	0	1	.000	0	0	.000	0	0	.000	1	1	2	0.7	0	0	0	0	0	0	0	0.0					
12	Barry Dunning Jr.	5	0	29	5.8	0	2	.000	0	1	.000	0	0	.000	0	0	0	0.0	3	0	0	1	0	2	0	0.0					
TEAM.....															7 14 21 3.5				0		4				0						
RAZORBACKS..... 6						172	364	.473	32	107	.299	90	130	.692	57	162	219	36.5	121	2	87	85	23	65	466	77.7					
Opponents..... 6						128	316	.405	25	98	.255	99	137	.723	41	148	189	31.5	102	-	52	118	10	35	380	63.3					

### Team Statistics

	ARK	OPP
<b>SCORING</b>	<b>466</b>	<b>380</b>
Points per game	77.7	63.3
Scoring margin	+14.3	-
<b>FIELD GOALS-ATT</b>	<b>172-364</b>	<b>128-316</b>
Field goal pct	.473	.405
<b>3 POINT FG-ATT</b>	<b>32-107</b>	<b>25-98</b>
3-point FG pct	.299	.255
3-pt FG made per game	5.3	4.2
<b>FREE THROWS-ATT</b>	<b>90-130</b>	<b>99-137</b>
Free throw pct	.692	.723
F-Throws made per game	15.0	16.5
<b>REBOUNDS</b>	<b>219</b>	<b>189</b>
Rebounds per game	36.5	31.5
Rebounding margin	+5.0	-
<b>ASSISTS</b>	<b>87</b>	<b>52</b>
Assists per game	14.5	8.7
<b>TURNOVERS</b>	<b>85</b>	<b>118</b>
Turnovers per game	14.2	19.7
Turnover margin	+5.5	-
Assist/turnover ratio	1.0	0.4
<b>STEALS</b>	<b>65</b>	<b>35</b>
Steals per game	10.8	5.8
<b>BLOCKS</b>	<b>23</b>	<b>10</b>
Blocks per game	3.8	1.7
<b>ATTENDANCE</b>	<b>57600</b>	<b>7200</b>
Home games-Avg/Game	3-19200	0-0
Neutral site-Avg/Game	-	3-2400

<b>SCORE BY PERIODS:</b>	<b>1st</b>	<b>2nd</b>	<b>OT</b>	<b>Total</b>
Arkansas	203	252	11	466
Opponents	179	194	7	380

Date	Ark. Rank	Opponent	Result	Score	Attend
11/07/22	10/10	NORTH DAKOTA ST.	W	76-58	19200
11/11/22	10/10	FORDHAM	W	74-48	19200
11/16/22	9/10	SOUTH DAKOTA ST.	W	71-56	19200
+ 11/21/22	9/9	vs Louisville	W	80-54	2400
+ 11/22/22	9/9	#10/8 vs Creighton	L	87-90	2400
+ 11/23/22	9/9	#17/19 vs San Diego St.	W (OT)	78-74	2400

\* = SEC game || + Maui Jim Maui Invitational (Lahaina, Hawai'i (Lahaina Civic Center))  
 @ - played in Tulsa, Okla. (BOK Center) || & - played in North Little Rock (Simmons Bank Arena) ||  
 % - Big 12/SEC Challenge | ^ - SEC Tournament (Nashville, Tenn. - Bridgestone Arena)

# ARKANSAS RAZORBACKS

## 2022-23 SEASON STATISTICS • ALL GAMES



RECORD:	OVERALL	HOME	AWAY	NEUTRAL
ALL GAMES	5-1	3-0	0-0	2-1
CONFERENCE	0-0	0-0	0-0	0-0
NON-CONFERENCE	5-1	3-0	0-0	2-1

#	Player	GP GS		Min	Avg	• TOTAL •			• 3-PTS •			• REBOUNDS •												Pts Avg			
						FG	FGA	Pct	3FG	FGA	Pct	FT	FTA	Pct	Off	Def	Tot	Avg	PF	FO	A	TO	Blk			St	
1	Ricky Council IV	6	6	219	36.5	43	89	.483	8	25	.320	20	28	.714	5	13	18	3.0	12	0	21	14	2	12	114	19.0	
0	Anthony Black	6	6	196	32.7	28	58	.483	6	18	.333	23	28	.821	8	24	32	5.3	14	0	21	19	2	14	85	14.2	
2	Trevon Brazile	6	0	179	29.8	28	60	.467	10	24	.417	14	21	.667	8	39	47	7.8	19	1	6	12	7	6	80	13.3	
4	Davonte Davis	6	6	188	31.3	19	53	.358	3	19	.158	10	14	.714	1	15	16	2.7	11	0	16	9	1	7	51	8.5	
13	Jordan Walsh	6	5	153	25.5	16	33	.485	5	15	.333	8	12	.667	4	13	17	2.8	18	1	11	7	2	5	45	7.5	
11	Jalen Graham	4	0	27	6.8	10	16	.625	0	1	.000	0	2	.000	5	6	11	2.8	5	0	1	4	0	0	20	5.0	
15	Makhi Mitchell	6	6	98	16.3	13	22	.591	0	0	.000	4	7	.571	8	14	22	3.7	17	0	7	6	3	9	30	5.0	
22	Makhel Mitchell	5	0	51	10.2	9	13	.692	0	0	.000	4	7	.571	1	14	15	3.0	7	0	4	3	6	4	22	4.4	
20	Kamani Johnson	4	1	41	10.3	3	6	.500	0	0	.000	3	7	.429	8	4	12	3.0	8	0	0	5	0	4	9	2.3	
5	Joseph Pinion	5	0	16	3.2	1	6	.167	0	3	.000	4	4	1.000	0	2	2	0.4	5	0	0	0	0	1	6	1.2	
23	Derrian Ford	4	0	21	5.3	2	4	.500	0	0	.000	0	0	.000	1	3	4	1.0	2	0	0	1	0	1	4	1.0	
21	Cade Arbogast	3	0	3	1.0	0	1	.000	0	1	.000	0	0	.000	0	0	0	0.0	0	0	0	0	0	0	0	0.0	
45	Lawson Blake	3	0	4	1.3	0	1	.000	0	0	.000	0	0	.000	1	1	2	0.7	0	0	0	0	0	0	0	0.0	
12	Barry Dunning Jr.	5	0	29	5.8	0	2	.000	0	1	.000	0	0	.000	0	0	0	0.0	3	0	0	1	0	2	0	0.0	
TEAM.....																7	14	21	3.5	0		4				0	
ARKANSAS.....		6				172	364	.473	32	107	.299	90	130	.692	57	162	219	36.5	121	2	87	85	23	65	466	77.7	
Opponents.....		6				128	316	.405	25	98	.255	99	137	.723	41	148	189	31.5	102	-	52	118	10	35	380	63.3	

SCORE BY PERIODS:	1st	2nd	OT	Total
Arkansas	203	252	11	466
Opponents	179	194	7	380

DEADBALL REBOUNDS:	OFF	DEF	TOTAL
Arkansas	23	2	25
Opponents	21	4	25

## ARKANSAS RAZORBACKS IN MAUI

No.	Player				Total		3-Point		F-Throw		Rebounds											
		GP-GS	MIN	AVG	FG-FGA	FG%	3FG-3FGA	3FG%	FT-FTA	FT%	OFF	DEF	TOT	AVG	PF	DQ	A	TO	BLK	STL	PTS	AVG
0	BLACK, Anthony	3-3	111:53	37.3	22-40	.550	4-10	.400	19-22	.864	5	9	14	4.7	8	0	13	11	0	5	67	22.3
1	COUNCIL IV, Ricky	3-3	116:03	38.7	21-51	.412	5-16	.313	11-15	.733	3	6	9	3.0	7	0	10	8	0	8	58	19.3
2	BRAZILE, Trevon	3-0	85:53	28.6	13-30	.433	6-15	.400	6-11	.545	1	16	17	5.7	11	1	2	4	3	4	38	12.7
22	MITCHELL, Makhel	3-0	41:15	13.8	9-11	.818	0-0	.000	4-7	.571	1	11	12	4.0	5	0	3	1	6	2	22	7.3
20	JOHNSON, Kamani	1-0	19:06	19.1	2-2	1.000	0-0	.000	3-5	.600	4	3	7	7.0	3	0	0	1	0	2	7	7.0
13	WALSH, Jordan	3-3	97:25	32.5	6-18	.333	3-9	.333	4-6	.667	3	7	10	3.3	10	0	6	5	1	2	19	6.3
4	DAVIS, Davonte	3-3	87:22	29.1	5-17	.294	1-9	.111	2-2	1.000	1	4	5	1.7	8	0	8	2	0	1	13	4.3
11	GRAHAM, Jalen	2-0	08:16	4.1	4-5	.800	0-0	.000	0-0	.000	1	0	1	0.5	1	0	0	1	0	0	8	4.0
15	MITCHELL, Makhi	3-3	37:19	12.4	3-5	.600	0-0	.000	3-4	.750	4	6	10	3.3	7	0	1	4	1	2	9	3.0
23	FORD, Derrian	1-0	03:58	4.0	1-1	1.000	0-0	.000	0-0	.000	0	0	0	0.0	1	0	0	0	0	0	2	2.0
5	PINION, Joseph	2-0	04:06	2.0	0-1	.000	0-0	.000	2-2	1.000	0	2	2	1.0	2	0	0	0	0	0	2	1.0
45	BLAKE, Lawson	1-0	00:54	0.9	0-0	.000	0-0	.000	0-0	.000	0	0	0	0.0	0	0	0	0	0	0	0	0.0
12	DUNNING JR., Barry	2-0	10:35	5.3	0-0	.000	0-0	.000	0-0	.000	0	0	0	0.0	1	0	0	1	0	1	0	0.0
21	ARBOGAST, Cade	1-0	00:54	0.9	0-0	.000	0-0	.000	0-0	.000	0	0	0	0.0	0	0	0	0	0	0	0	0.0
Team											3	9	12				3					
Total		3	625		86-181	.475	19-59	.322	54-74	.730	26	73	99	33.0	64	1	43	41	11	27	245	81.7
Opponents		3	625		74-159	.465	13-44	.295	57-77	.740	19	74	93	31.0	55	2	29	54	6	18	218	72.7

### Score by Periods

Team	1st	2nd	OT	TOT
Arkansas	96	138	11	245
Opponents	103	108	7	218



# 2022-23 ARKANSAS RAZORBACKS GAME HIGHS

Opponent	DATE	SCORE	RESULT	POINTS	REBOUNDS	ASSISTS	STEALS	BLOCKED SHOTS
NORTH DAKOTA ST.	11/07/22	76-58	W	22-Ricky Council IV	12-Trevon Brazile	3-Jordan Walsh Anthony Black	3-Makhi Mitchell Anthony Black	1-Ricky Council IV Davonte Davis Trevon Brazile Anthony Black
FORDHAM	11/11/22	74-48	W	15-Ricky Council IV	8-Trevon Brazile	7-Ricky Council IV	3-Makhi Mitchell Davonte Davis	2-Makhi Mitchell
SOUTH DAKOTA ST.	11/16/22	71-56	W	19-Ricky Council IV	10-Trevon Brazile	5-Anthony Black	4-Anthony Black	2-Trevon Brazile
vs Louisville	11/21/22	80-54	W	26-Anthony Black	6-Makhi Mitchell Makhel Mitchell	6-Anthony Black	4-Ricky Council IV	2-Makhel Mitchell
vs Creighton	11/22/22	87-90	L	26-Anthony Black	6-Trevon Brazile Anthony Black	6-Anthony Black	2-Anthony Black Ricky Council IV	3-Trevon Brazile
vs San Diego St.	11/23/22	78-74	WOT	20-Trevon Brazile	9-Trevon Brazile	4-Ricky Council IV	2-Trevon Brazile Kamani Johnson Ricky Council IV	2-Makhel Mitchell

LED TEAM IN POINTS (including ties)	LED TEAM IN REBS (including ties)	LED TEAM IN ASSISTS (including ties)	LED TEAM IN STEALS (including ties)	LED TEAM IN BLKS (including ties)
Council 3	Brazile 5	Black 4	Black 4	Brazile 3
Black 2	Black 1	Council 2	Council 3	Khel Mitchell 2
Brazile 1	Khel Mitchell 1	Walsh 1	Khi Mitchell 2	Black 1
	Khi Mitchell 1		Davis 1	Council 1
			Johnson 1	Davis 1
				Khi Mitchell 1

## 2022-23 RAZORBACK GAME-BY-GAME STATISTICS

Opponent	Date	Score	W/L	• TOTAL •			• 3-PTRS •			• REBOUNDS •													
				FG	FGA	Pct	3FG	FGA	Pct	FT	FTA	Pct	Off	Def	Tot	Avg	PF	A	TO	Blk	Stl	Pts	Avg
NORTH DAKOTA ST.	11/07/22	76-58	W	28	57	.491	4	10	.400	16	23	.696	6	34	40	40.0	19	10	11	4	11	76	76.0
FORDHAM	11/11/22	74-48	W	30	65	.462	2	16	.125	12	18	.667	16	22	38	39.0	19	17	13	4	13	74	75.0
SOUTH DAKOTA ST.	11/16/22	71-56	W	28	61	.459	7	22	.318	8	15	.533	9	33	42	40.0	19	17	20	4	14	71	73.7
vs Louisville	11/21/22	80-54	W	29	51	.569	8	22	.364	14	19	.737	6	22	28	37.0	23	20	16	3	10	80	75.2
vs Creighton	11/22/22	87-90	L	33	70	.471	8	20	.400	13	17	.765	10	21	31	35.8	21	15	9	5	8	87	77.6
vs San Diego St.	11/23/22	78-74	Wot	24	60	.400	3	17	.176	27	38	.711	10	30	40	36.5	20	8	16	3	9	78	77.7
Arkansas		466		172	364	.473	32	107	.299	90	130	.692	57	162	219	36.5	121	87	85	23	65	466	77.7
Opponents		380		128	316	.405	25	98	.255	99	137	.723	41	148	189	31.5	102	52	118	10	35	380	63.3

Games played: 6

Points/game: 77.7

FG Pct: 47.3

3FG Pct: 29.9

FT Pct: 69.2

Rebounds/game: 36.5

Assists/game: 14.5

Turnovers/game: 14.2

Assist/turnover ratio: 1.0

Steals/game: 10.8

Blocks/game: 3.8

## 2022-23 OPPONENT GAME-BY-GAME STATISTICS

Opponent	Date	Score	W/L	• TOTAL •			• 3-PTRS •			• REBOUNDS •				PF	A	TO	Blk	Stl	Pts	Avg			
				FG	FGA	Pct	3FG	FGA	Pct	FT	FTA	Pct	Off								Def	Tot	Avg
NORTH DAKOTA ST.	11/07/22	76-58	W	19	56	.339	5	21	.238	15	23	.652	7	28	35	35.0	16	7	14	2	5	58	58.0
FORDHAM	11/11/22	74-48	W	17	45	.378	4	17	.235	10	17	.588	9	20	29	32.0	17	7	30	0	4	48	53.0
SOUTH DAKOTA ST.	11/16/22	71-56	W	18	56	.321	3	16	.188	17	20	.850	6	26	32	32.0	14	9	20	2	8	56	54.0
vs Louisville	11/21/22	80-54	W	16	44	.364	4	12	.333	18	25	.720	7	17	24	30.0	16	4	22	1	4	54	54.0
vs Creighton	11/22/22	87-90	L	31	53	.585	7	14	.500	21	29	.724	5	30	35	31.0	16	17	17	3	5	90	61.2
vs San Diego St.	11/23/22	78-74	Wot	27	62	.435	2	18	.111	18	23	.783	7	27	34	31.5	23	8	15	2	9	74	63.3
Opponents		380		128	316	.405	25	98	.255	99	137	.723	41	148	189	31.5	102	52	118	10	35	380	63.3
Arkansas		466		172	364	.473	32	107	.299	90	130	.692	57	162	219	36.5	121	87	85	23	65	466	77.7

Games played: 6

Points/game: 63.3

FG Pct: 40.5

3FG Pct: 25.5

FT Pct: 72.3

Rebounds/game: 31.5

Assists/game: 8.7

Turnovers/game: 19.7

Assist/turnover ratio: 0.4

Steals/game: 5.8

Blocks/game: 1.7



# ARKANSAS RAZORBACKS

## 2021-22 GAME-BY-GAME POINTS-ASSISTS-REBOUNDS

				0	1	2	3	4	5	11	12	13	15	20	21	22	23	45
Opponent	Date	Score	WL	Black	Council	Brazile	Smith	Davis	Pinion	Graham	Dunning	Walsh	Mitchell	Johnson	Arbogast	Mitchell	Ford	Blake
N. DAK ST	11/07/22	74-61	W	3-7-3	22-3-2	21-12-1	DNP-Inj	18-6-0	0-0-0	DNP	0-0-0	4-2-3	8-4-1	0-0-0	DNP	DNP	0-1-0	DNP
FORD	11/11/22	74-48	W	10-6-0	15-4-7	8-8-1	DNP-Inj	7-3-5	2-0-0	10-4-1	0-0-0	12-4-1	8-4-2	0-1-0	0-0-0	0-0-0	2-0-0	0-1-0
S. DAK ST	11/16/22	71-56	W	5-5-5	19-2-2	13-10-2	DNP-Inj	13-2-3	2-0-0	2-6-0	0-0-0	10-1-1	5-4-3	2-4-0	0-0-0	0-3-1	0-3-0	0-1-0
vs LOU	11/21/22	80-54	W	26-3-6	15-3-3	1-2-0	DNP-Inj	2-0-5	2-2-0	8-1-0	0-0-0	7-2-2	5-6-1	DNP	0-0-0	12-6-3	2-0-0	0-0-0
vs CU	11/22/22	87-90	L	26-6-6	24-3-3	17-6-2	DNP-Inj	9-3-2	0-0-0	DNP	DNP	5-3-2	2-1-0	DNP	DNP	4-3-0	DNP	DNP
vs S DIEGO ST	11/23/22	78-74	WOT	15-5-1	19-3-4	20-9-0	DNP-Inj	2-2-1	DNP	0-0-0	0-0-0	7-5-2	2-3-0	7-7-0	DNP	6-3-0	DNP	DNP

# ARKANSAS RAZORBACKS

## 2022-23 STARTING LINEUPS

Date	Opponent						1st SUB(S)	Outcome	RECORD BY LINEUP:						RECORD BY STARTER		
Nov. 7	N. DAK ST	Black	Davis	Council	Johnson	Khi Mitchell	Brazile	W, 76-58	Black	Davis	Council	Johnson	Khi Mitchell	1-0	Black	6	5-1
Nov. 11	FORDHAM	Black	Davis	Council	Walsh	Khi Mitchell	Brazile	W, 74-48	Black	Davis	Council	Walsh	Khi Mitchell	4-1	Davis	6	5-1
Nov. 16	S. DAK ST	Black	Davis	Council	Walsh	Khi Mitchell	Brazile	W, 71-56							Council	6	5-1
Nov. 21	vs LOU	Black	Davis	Council	Walsh	Khi Mitchell	Brazile	W, 80-54							Ki Mitchell	6	5-1
Nov. 22	vs CU	Black	Davis	Council	Walsh	Khi Mitchell	Brazile	L, 90-87							Walsh	5	4-1
Nov. 23	vs S DIEGO ST	Black	Davis	Council	Walsh	Khi Mitchell	Brazile	W (ot), 78-74							Johnson	1	1-0

RECORD BY STARTER		
Black	6	5-1
Davis	6	5-1
Council	6	5-1
Ki Mitchell	6	5-1
Walsh	5	4-1
Johnson	1	1-0

**RECORD BY 1ST SUB**  
(including ties)

Brazile	6	5-1
---------	---	-----

# ARKANSAS RAZORBACKS

## 2020-21 SPECIALTY STATS (ARKANSAS/OPPONENT)

Opponent	Pts Off TO	Pts In Paint	2nd Chance	Fast Break	Bench	Ties	Lead Chng	Ark Largest Lead	Best Ark Run	Opp Largest Lead	Best Opp Run	Ark Led	Opp Led	Gm Tied
NORTH DAKOTA ST	20 / 11	44 / 24	8 / 9	9 / 10	25 / 12	3	0	21 11:35 2nd	11-0	-- -- --	10-0	38:10	--	1:50
FORDHMAN	30 / 15	54 / 20	13 / 2	11 / 2	22 / 17	1	1	26 4:11 2nd	12-0	5 19:03 1st	7-0	33:43	4:55	1:22
SOUTH DAKOTA ST	23 / 11	32 / 30	4 / 7	12 / 12	19 / 31	1	2	27 8:39 2nd	11-0	1 16:08 1st	7-0	27:54	0:17	1:49
vs Louisville	29 / 19	38 / 16	3 / 2	15 / 9	25 / 29	0	0	27 4:29 2nd	17-0	-- -- --	7-0	39:47	--	0:13
vs Creighton	21 / 3	42 / 42	15 / 5	16 / 13	21 / 3	10	10	2 14:25 2nd	6-0	12 1:43 1st	7-0	2:08	33:45	4:07
vs San Diego St	16 / 16	32 / 34	11 / 4	10 / 9	33 / 17	5	10	4 0:03 OT	8-0	13 5:56 1st	11-0	8:52	33:47	2:15

□ INDICATES LARGEST LEADS/DEFICITS

**BLACK** INDICATES LARGEST UA LEAD IN A LOSS

**RED** INDICATES UA LARGEST DEFICITS IN A WIN

### CHARGES DRAWN

(Deflections • Blocks • Steals)

Player	18-19	19-20	20-21	21-22	22-23	Career
Black					0	
Brazile					0	
Council					0	
Davis			2	0	2	4
Dunning					0	
Ford					0	
Graham					0	
Johnson			RS	4	0	4
Khel Mitchell					0	
Khi Mitchell					0	
Pinion					0	
Smith					0	
Walsh					1	1

MOST IN A GAME 2022-232:

### DUNKS

(Deflections • Blocks • Steals)

Player	18-19	19-20	20-21	21-22	22-23	Career
Black					4	4
Brazile					10	
Council					5	
Davis			5	6	2	13
Dunning					0	
Ford					0	
Graham					1	1
Johnson			RS	2	0	2
Khel Mitchell					7	
Khi Mitchell					0	
Pinion					0	
Smith					0	
Walsh					0	

MOST IN A GAME 2022-23:

4 **Khel Mitchell** (LOU) 11 vs Louisville  
3 **Brazile** (SDSU); **Graham** (LOU) 6 vs Creighton

### ALLEY-OOP DUNKS

NDSU	Brazile from Black
Fordham	Brazile from Council
Louisville	Council from Davis
	Khel Mitchell from Black
Creighton	Brazile from Black
	Brazile from Walsh
San Diego St	Khel Mitchell from Walsh
	Brazile from Council

### DUNKS

Brazile	5
Khel Mitchell	2
Council	1

### ASSISTS

Black	3
Walsh	2
Council	2
Davis	1

## LAST TIME AN ARKANSAS PLAYER...

### • SCORING •

Scored 30 Points: 31 Stanley Umude at Georgia (02/02/22)  
Scored 40 Points: 40 Mason Jones vs Auburn (02/04/20)  
Scored 50 Points: 51 Rotnei Clarke vs. Alcorn State (11/13/09)  
**RECORD: 51 Rotnei Clarke vs. Alcorn State (11/13/09)**

### • FIELD GOALS MADE •

Made 15 Field Goals: 15 (15-21) Rotnei Clarke vs. Alcorn State (11/13/09)  
Made 20 Field Goals: 20 (2-30) Dean Tolson vs. Texas A&M (03/02/74)  
**RECORD: 20 (20-30) Dean Tolson vs. Texas A&M (03/02/74)**

### • FIELD GOALS ATTEMPTED •

Attempted 20 Field Goals: 20 (7-20) JD Notae Auburn (02/08/22)  
Attempted 25 Field Goals: 26 (11-26) JD Notae vs Mercer (11/09/21)  
**RECORD: 30 (20-30) Dean Tolson vs. Texas A&M (03/02/74)**

### • FIELD GOAL PERCENTAGE •

Shot 100% FG (Min. 7 att): Daniel Gafford (7-7) at Texas Tech (01/26/19)  
**RECORD (min 8 att): 100% 8x - Best: Daryll Saulsberry (10-10) 1975**

### • 3-POINTERS MADE •

Made 7 3-pointers: 8 (8-11) Mason Jones at Texas A&M (03/07/20)  
Made 10 3-pointers: 10 (10-13) by Isaiah Joe vs. FIU (12/01/18)  
Made 11-Plus 3-pointers: 13 (13-17) by Rotnei Clarke vs. Alcorn State (11/13/09)  
**RECORD: 13 (13-17) by Rotnei Clarke vs. Alcorn State (11/13/09) (SEC record)**

### • 3-POINTERS ATTEMPTED •

Attempted 15 3-Pointers: 15 (6-15) Isaiah Joe at Texas A&M (03/07/20)  
Attempted 20 3-Pointers: 24 (10-24) Pat Bradley vs. North Texas (12/30/98)  
**RECORD: 24 (10-24) Pat Bradley vs. North Texas (12/30/98) (SEC record)**

### • FREE THROWS MADE •

Made 10 Free Throws: 10 JD Notae (10-13) vs LSU (03/11/22)  
Made 15 Free Throws: 16 (16-19) Moses Moody vs Alabama (02/24/21)  
Made 20 Plus Free Throws: 22 (22-24) Martin Terry vs. Texas A&M (01/22/72)  
**RECORD: 22 (22-24) by Martin Terry vs. Texas A&M (01/22/72)**

### • FREE THROWS ATTEMPTED •

Attempted 15 Free Throws: 19 (16-19) Mason Jones vs Tennessee (02/26/20)  
Attempted 20 Free Throws: 21 (18-21) Moses Moody vs Alabama (02/24/21)  
Attempted 24 Plus Free Throws: 24 (22-24) Martin Terry vs. Texas A&M (01/22/72)  
**RECORD: 24 (22-24) Martin Terry vs. Texas A&M (01/22/72)**

### • FREE THROW PERCENTAGE •

Shot 100% FT (min 10 att): Chris Lykes (12-12) vs Elon (12/21/21)  
**RECORD (min. 11 att): 9x - Best: Tommy Boyer (18-18) in 1963**

### • REBOUNDS •

Grabbed 15-19 Rebounds: 15 Jaylin Williams vs New Mexico State (03/19/22)  
Grabbed 20-Plus Rebounds: 23 Nick Davis vs. Jackson State (11/21/97)  
**RECORD: 23 by Nick Davis vs. Jackson State (11/21/97)**  
• Grabbed 10 Offensive Rebounds: 11 Justin Smith vs Oral Roberts (03/27/21)  
• **Grabbed 10 Defensive Rebounds: 11 Trevon Brazile vs North Dakota St (11/07/22)**

### • ASSISTS •

Had 10 Assists: 10 by Jalen Tate vs Georgia (01/09/21)  
Had 15 Assists: 15 by Dontell Jefferson vs. Portland State (11/18/05)  
**RECORD: 15 by Dontell Jefferson vs. Portland State (11/18/05)**

### • STEALS •

**Had 5 Steals: 5 Davonte Davis vs Auburn (02/08/22)**  
**Had 6-7 Steals: 6 Jaylin Williams vs Texas A&M (01/22/22)**  
**Had 8-9 Steals: 8 JD Notae vs New Mexico State (03/19/22)**  
**RECORD: 9 by Robert Shepard at Arizona (12/06/92)**

### • BLOCKED SHOTS •

Had 5 Blocks: 5 Connor Vanover at Oklahoma State (01/30/21)  
Had 6-9 Blocks: 6 Connor Vanover vs North Texas (11/28/20)  
Had 10 Blocks: 10 Steven Hill vs. Texas State (12/06/05)  
**RECORD: 10 Steven Hill vs. Texas St. (12/06/05) & Oliver Miller vs. Texas (02/04/90)**

### • TURNOVERS •

Committed 5-9 Turnovers: 6 JD Notae vs New Mexico State (03/19/22)  
Committed 10 Plus Turnovers: 10 Courtney Fortson at South Carolina (02/21/09)

### • MINUTES PLAYED •

**39 Minutes (Regulation): 39:04 Davonte Davis vs North Dalkota State (11/07/22)**  
40 Minutes (Regulation): 40:00 2x Stanley Umude vs Vermont & NM State (03/17&19/22)  
40 Minutes (OT): 2 vs San Diego St (11/23/22) – Coucil (41:03) - Brazile (40:05)  
45 Plus Minutes: 47 by BJ Young vs. Auburn (01/16/13)

### • MISCELLANEOUS •

**2 Players Scored 20+ Pts In Same Game: Anthony Black (26) & Ricky Council IV (24) vs Creighton (11/22/22)**  
3 Players Scored 20+ Pts In Same Game: at South Carolina (03/02/20)  
Moses Moody (28), Justin Smith (22) and JD Notae (21)  
2 Players Scored 20+ Pts In Back-To-Back Gms: Mason Jones (37/26) & Isaiah Joe (22/26) vs Tennessee (02/26/20) and at Georgia (02/29/20)  
2 Players Scored 20+ Pts In 3 Straight: Mason Jones (41/20/21) & Isaiah Joe (20/21/24) vs Tulsa (12/14/19), Valpo (12/21/19) and Indiana (12/29/19)  
8 Players Scored in Double Digits: Mississippi Valley State (11/25/20)  
Connor Vanover (25), Desi Sills (19), Moses Moody (16), Vance Jackson (15), Khalel Robinson (15), Justin Smith (13), JD Notae (13), Jalen Tate (12)  
Scored 20 or More Points in Five-Plus Consecutive Games: (5) by Mason Jones 37, 26, 36, 30, 22 (02/26/20 to 03/11/20)  
Scored 20 or More Points in 10-Plus Consecutive Games: (11) by Todd Day 20, 23, 26, 26, 22, 31, 23, 21, 27, 21, 20 (12/01/90 to 01/12/91)  
Scored 30 or More Points in 3 Straight Games: Mason Jones (only Razorback) 34 vs. S. Carolina (01/29/20), 30 at Alabama (02/01/20), 40 vs Auburn (02/04/20)  
Most Points in Back-To-Back Games: 82 by Martin Terry 35 at TCU (02/20/73) and 47 vs. SMU (02/24/73)  
Consecutive Free Throws Made: 48 by Ricky Medlock (20 gms; 12/21/74 to 03/04/75)  
**Double-Double: Pts/Rebs: Trevon Brazile (13 pts & 10 rebs) vs SD State 11/16/22**  
Double-Double: Pts/Assists: Jalen Tate (15 & 10) vs Georgia (01/09/21)  
Two Players with Double-Double in Same Game: at Missouri (02/15/22)  
Jaylin Williams (13 pts & 11 rebs) and Trey Wade (12 pts & 11 rebs)  
5 Straight Double-Doubles: (7) Jaylin Williams 13 & 11 vs AUB; 22 & 10 at BAMA; 13 & 11 at MIZ; 13 & 16 vs TENN; 15 & 10 at FLA; 16 & 12 vs UK; 19 & 10 vs LSU  
3+ Straight Double-Doubles in SEC: (5) Jaylin Williams (AUB/@Bama/@MIZ/TEN/@FLA/UK/LSU)  
Most Consecutive Double-Doubles: 9 by Dean Tolson (1973-74) and 6 by Derek Hood (1998-99)  
Three Players with Double-Double in Same Game: vs Alabama (01/16/10) – Marshawn Powell 18 pts, 10 rebs, Mike Washington (17 pts, 13 rebs) and Courtney Fortson (12 pts, 10 assists)  
Had 5-Plus Assists in 5-Plus Consecutive Games: (6) by Jalen Harris 11, 6, 10, 12, 7, 10 (11/21/81 thru 12/15/18)  
Had 10 or More Assists in Back-to-Back Games: Jalen Harris 10 vs. FIU (12/01/18) and 12 at Colorado State (12/05/18)  
Three-Plus Players with 5-Plus Assists in a Game: vs. Montana State (11/21/18)  
Jalen Harris (11), Isaiah Joe (5) and Desi Sills (5)  
Had 5 or More Steals in Back-to-Back Games: Ronnie Brewer 5 vs. Western Illinois (01/01/06) and 5 vs. Mississippi State (01/07/06)

## LAST TIME AN OPPONENT PLAYER...

### • SCORING •

Scored 30 Points: 31 Oscar Tshiebwe vs Kentucky (02/26/22)  
Scored 40 Points: 45 Jodie Meeks vs. Kentucky (02/14/09)  
Scored 50 Points: 56 Oscar Robertson vs. Cincinnati (03/15/58) **(most on record)**

### • FIELD GOALS MADE •

Made 15 Field Goals: 17 (17-24) Jodie Meeks vs. Kentucky (02/14/09)  
Made 20 Field Goals: 21 Oscar Robertson vs. Cincinnati (03/15/58) **(most on record)**

### • FIELD GOALS ATTEMPTED •

**Attempted 20 Field Goals: 20 (9-20) Matt Bradley (11/23/22)**  
Attempted 25 Field Goals: 28 (11-28) Devan Downey vs. South Carolina (02/17/10)

### • FIELD GOAL PERCENTAGE •

Shot 100% FG (Min. 7 att): Adam Wing (8-8) vs. Evansville (12/08/15)

### • 3-POINTERS MADE •

Made 7 3-pointers: 7 (7-15) Tyler Hall vs. Montana State (11/21/18)  
Made 10 3-pointers: 10 (10-19) Lance Weems at Auburn (01/06/96)

### • 3-POINTERS ATTEMPTED •

Attempted 15 3-pointers: 15 (7-15) Tyler Hall vs. Montana State (11/21/18)  
Attempted 20 3-pointers: 22 (5-22) Jeff Fryer vs. Loyola Marymount (03/16/89)

### • FREE THROWS MADE •

**Made 10 Free Throws: 10 (10-12) Ryan Nembhard (11/22/22)**  
Made 15 Free Throws: 15 (15-17) Keyontae Johnson at Florida (02/18/20)

### • FREE THROWS ATTEMPTED •

Attempted 15 Free Throws: 15 (12-15) Xavier Pinson (01/02/21)  
Attempted 20 Free Throws: 24 (18-24) Frank Williams vs. Illinois (12/08/01)

### • FREE THROW PERCENTAGE •

Shot 100% FT (min 10 att): 14-14 Grant Williams at Tennessee (01/15/19)

### • REBOUNDS •

Grabbed 15-19 Rebounds: 18 Oscar Tshiebwe vs Kentucky (02/26/22)  
Grabbed 20 Rebounds: 20 Antonio McDyess vs. Alabama (03/11/95)  
• Grabbed 10 Offensive Rebounds: 11 Tyler Davis at Texas A&M (01/30/18)  
• Grabbed 10 Defensive Rebounds: 10 Oscar Tshiebwe vs Kentucky (02/26/22)

### • ASSISTS •

Had 10 Assists: 11 Tremont Waters vs. LSU (01/12/19)  
Had 13 Assists: 13 Chuck Evans at Mississippi State (01/27/93) **(on record)**

### • STEALS •

Had 5 Steals: 6 Alpha Diallo at Providence (03/19/19)  
Had 8 Steals: 8 Terry Conerway vs. Texas State (12/21/02)



### • BLOCKED SHOTS •

Had 6-9 Blocks: 7 Walker Kessler vs Auburn (02/08/22)  
Had 10 Plus Blocks: 10 P.J. Roberson vs. Grambling State (11/26/11)

### • TURNOVERS •

Committed 7-9 Turnovers: 7 Wendell Green Jr vs Auburn (02/08/22)  
Committed 10 Plus Turnovers: 12 Devin Gibson vs. UTA (12/12/07)

## LAST TIME ARKANSAS HIGHS...

### • SCORING •

Scored 100-119 Points: 101 at South Carolina (103/02/21)  
Scored 120-Plus Points: 142 vs. Mississippi Valley State (11/25/20)  
Scored 50 Points in 1st Half: 53 at Georgia (02/02/22)  
Scored 50 Points in 2nd Half: 56 vs Central Arkansas (12/01/21)  
Scored 60 or More Points in a Half: 61 (1st) vs. Miss Valley State (11/25/20)  
Scored 70 or More Points in a Half: 71 (1st) vs. Alcorn (11/13/09)  
Scored 80 or More Points in a Half: 81 (2nd) vs. Miss Valley State (11/25/20)  
Most Points in a Half: 88 (2nd) vs. U.S. International (12/09/89)

### • FIELD GOALS MADE •

Made 40 Field Goals: 40 (40-71) at Georgia (02/02/22)  
Made 50 Field Goals: 57 (57-99) vs. Troy (12/10/96)  
**RECORD: 68 (68-101) vs. U.S. International (12/09/89)**

### • FIELD GOALS ATTEMPTED •

Attempted 80 Field Goals: 86 (48-86) vs Miss Valley State (11/25/20)  
Attempted 90 Field Goals: 99 (57-99) vs. Troy (12/10/96)  
Attempted 100 Field Goals: 101 (68-101) vs. US International (12/09/89)  
**RECORD: 101 (68-101) vs. U.S. International (12/09/89)**

### • FIELD GOAL PERCENTAGE •

Shot 60% FG: 60.9 (42-69) vs. FIU (12/01/18)  
Shot 70% or Better FG: 72.7 (32-44) vs. Alabama State (12/21/83)  
**RECORD: 79.4 (27-34) vs. Texas Tech (1979)**

### • 3-POINTERS MADE •

Made 15 3-pointers: 15 (15-28) at Georgia (02/02/22)  
Made 20 3-pointers: 20 (20-40) vs Miss Valley State (11/25/20)  
**RECORD: 21 (21-37) vs. Troy (12/10/96)**

### • 3-POINTERS ATTEMPTED •

Attempted 30 3-pointers: 33 (15-33) at South Carolina (02/03/21)  
Attempted 40 3-pointers: 40 (20-40) vs Miss Valley State (11/25/20)  
**RECORD: 54 (19-54) vs. North Texas (12/30/98)**

### • 3-POINT PERCENTAGE •

Shot 50% 3PT FG (min. 15 att): 53.6 (15-28) at Georgia (02/02/22)  
Shot 60% or Better 3PT FG (min. 15 att): 61.1 (11-18) at Vanderbilt (03/06/19)  
**RECORD (min. 15 att): 66.7 (16-24) vs. Mississippi State (01/09/16)**

### • FREE THROWS MADE •

Made 20 Free Throws: 25 (25-31) vs LSU (03/11/22)  
Made 30 Free Throws: 36 (36-54) vs LSU (03/04/20)  
Made 40 Free Throws: 41 (41-49) at Kentucky (01/25/92)  
**RECORD: 48 (48-53) vs. Ole Miss (01/17/04)**

### • FREE THROW ATTEMPTS •

Attempted 40 Free Throws: 43 (27-43) vs Alabama (02/24/21)  
Attempted 50 Free Throws: 54 (36-54) vs LSU (03/04/20)  
Attempted 60 Free Throws: 65 vs. TCU (1955)  
**RECORD: 65 vs. TCU (1955)**

### • FREE THROW PERCENTAGE •

Shot 80% FT (min. 10 att): 88.0 (22-25) vs New Mexico State (03/19/22)  
Shot 90% or Better FT (min. 10 att): 94.4 (17-18) vs. Oklahoma (12/11/21)  
**RECORD (min 10 att): 100 3x - Best 16-16 at Kentucky (02/27/14)**

### • REBOUNDS •

**Grabbed 40 Rebounds: 40 vs San Diego State (11/23/22)**  
Grabbed 50 Rebounds: 54 vs Lipscomb (12/05/20)  
Grabbed 55-Plus Rebounds: 58 vs Oral Roberts (12/20/20)  
**RECORD: 77 vs. Jackson State (01/22/02)**

### • ASSISTS •

Had 25 Assists: 26 vs Central Arkansas (12/12/20)  
Had 30 Assists: 32 vs. Jackson State (11/22/96)  
Had 40 Assists: 40 vs. Troy (12/10/96)  
**RECORD: 47 vs. U.S. International (12/09/89)**

### • STEALS •

Had 15 Steals: 16 vs Central Arkansas (12/01/21)  
Had 20 Steals: 24 vs. Maryland-Eastern Shore (01/02/01)  
Had 25 Steals: 26 vs. Louisiana-Monroe (11/25/00)  
**RECORD: 26 vs. Louisiana-Monroe (11/25/00)**

### • BLOCKED SHOTS •

Had 10 Blocks: 10 vs Elon (12/21/21)  
Had 13 Blocks: 14 vs. Georgia (01/29/19)  
Had 15 Blocks: 15 vs. South Alabama (12/30/91)  
**RECORD: 18 vs. Missouri (12/05/95)**

### • MOST TURNOVERS •

Had 25 Turnovers: 25 at South Carolina (02/21/09)  
Had 30 Turnovers: 32 vs. Providence (11/16/07)  
**RECORD: 32 vs. Providence (11/16/07)**

### • FOULS •

Committed 25 Fouls: 28 vs Missouri (01/02/21)  
Committed 30 Fouls: 32 at Missouri (02/08/20)  
**RECORD: 38 vs. Missouri (12/04/61)**

## LAST TIME ARKANSAS LOWS...

### • SCORING •

Held to 40-45 Points: 43 at Florida (01/22/11)  
Held to 46-49 Points: 46 at Mississippi State (02/09/16)  
Held to 50-55 Points: 53 vs. New Mexico State (03/19/19)  
Held to 56-59 Points: 58 vs Tennessee (02/19/22)  
Held to 19 Points or Less in a Half: 19 (1st half) at Alabama (01/16/21)

### • FIELD GOALS •

Held to Below 20 Field Goals Made: 14 (14-51) vs New Mexico State (03/19/22)

### • FIELD GOAL PERCENTAGE •

Held to 20-29% FG: 27.5 (14-51) vs New Mexico State (03/19/22)  
Held to 30-35% FG: .305 (18-59) vs Tennessee (02/19/22)

### • 3-POINTERS •

Did not Make a 3-pointer: 0 (0-1) vs South Carolina (01/18/22)  
**Held to 1-2 3-PT FG Made: 2 (2-16) vs Fordham (11/11/22)**  
Attempted Single-Digit 3-pointers: 9 (6-9) vs TCU (01/25/20)

### • 3-POINT PERCENTAGE •

Shot 10% or Worse 3PT FG: 0.0 (0-11) vs South Carolina (01/18/22)  
**Shot 11-19% 3PT FG: 12.5 (2-16) vs Fordham (11/11/22)**

### • FREE THROWS •

Made Single Digit Free Throws: 4 (4-7) at Georgia (02/02/22)  
Attempted Single Digit Free Throws: 7 (4-7) at Georgia (02/02/22)

### • FREE THROW PERCENTAGE •

Shot 40-49% FT: 47.1 (8-17) vs Southern (12/09/20)  
Shot Below 40% FT: 26.7 (4-15) at Texas A&M (01/09/13)

### • REBOUNDING •

Had 19 or Fewer Rebounds: 19 at Missouri (03/05/13)  
Had 20-25 Rebounds: 25 at Texas A&M (03/07/20)

### • ASSISTS •

Held to 6 Assists or less: 6 at Tennessee (02/11/20)

### • STEALS •

Had 0 Steals: vs Texas Tech (03/21/21) **(only time on record)**  
Had 1 Steal: 1 vs Florida (03/09/18)  
Had 2-3 Steals: 2 vs New Mexico State (3/19/22)

### • BLOCKED SHOTS •

Had No Blocked Shots: 0 vs Missouri (1/23/19)

### • FEWEST TURNOVERS •

Had 1-4 Turnovers: 4 vs Georgia (01/29/19)  
Had 5-9 Turnovers: 5 vs New Mexico State (3/19/22)

### • FOULS •

Had Single Digit Fouls: 6 vs Mercer (11/09/21)

## ARKANSAS MISCELLANEOUS...

Played in an OT game:	11/23/22 vs San Diego State	W, 78-74 (OT)
Played in a 2OT game:	01/23/18 at Georgia	W, 80-77 (2 OT)
Played in a 3OT game:	02/09/80 vs Houston	L, 90-84 (3 OT)

LAST TIME AN OPPONENT HIGHS...

• SCORING •
Scored 100 Points: 106 at Tennessee (01/15/19) Scored 110 Points: 117 at Ole Miss (12/10/73) Scored 50 Points in 1st Half: 55 at Tennessee (01/15/19) Scored 50 Points in 2nd Half: 56 vs LSU (03/04/20) Scored 60 or More Points in a Half: 60 (1st half) vs. Alabama (02/28/96)
• FIELD GOALS MADE •
Made 30 Field Goals: 31 (31-61) vs Texas A&M (03/12/22) Made 40 Field Goals: 40 (40-68) by Texas (01/05/10) Made 45 Field Goals: 45 (45-80) vs. Pittsburgh (12/29/86)
• FIELD GOALS ATTEMPTED •
Attempted 70 Field Goals: 72 (27-72) at South Carolina (03/02/20) Attempted 80 Field Goals: 80 (30-80) by Auburn (02/08/22)
• FIELD GOAL PERCENTAGE •
Shot 60% FG: 61.1 (15-23) vs. Auburn (02/17/16) Shot 65% FG: 67.7 (4-65) vs. North Carolina (03/23/08) Shot 69% FG: 69.8 (37-53) at Auburn (01/14/95)
• 3-POINTERS MADE •
Made 15 3-pointers: 15 (15-36) at Alabama (01/16/21) Made 17 3-pointers: 17 (17-37) vs UNI (11/17/21) - <b>TIES RECORD BY OPP (3x)</b>
• 3-POINTERS ATTEMPTED •
Attempted 30 3-pointers: 32 (8-32) vs Auburn (02/08/22) Attempted 35 3-pointers: 37 (17-7) vs UNI (11/17/21)
• 3-POINT PERCENTAGE •
Shot 50% 3PT FG (min 15 att): 53.3 (8-15) vs Texas A&M (03/12/22) Shot 60% or Better 3PT FG (min 15 att): 66.7 (12-18) at Tennessee (03/05/22)
• FREE THROWS •
Made 20 Free Throws: 20 (20-30) at Tennessee (03/05/22) Made 30 Free Throws: 34 (34-44) at Missouri (02/08/19) Made 40 Free Throws: 40 (40-50) vs. UMass (11/25/94)
• FREE THROW ATTEMPTS •
Attempted 35 Free Throws: 39 (26-39) vs Missouri (01/02/21) Attempted 40 Free Throws: 44 (34-44) at Missouri (02/08/18) Attempted 50 Free Throws: 50 (39-50) vs. South Carolina (03/11/04)
• FREE THROW PERCENTAGE •
Shot 80% FT (min. 10 att): .886 (19-22) vs Oklahoma (02/18/20) Shot 90% or Better FT (min. 10 att): .950 (19-20) vs Texas A&M (01/22/22) Shot 100% (min. 10 att): 1.000 (14-14) vs Florida (02/16/21)
• REBOUNDING •
Grabbed 45 Rebounds: 48 at LSU (01/13/21) Grabbed 50 Rebounds: 51 vs Missouri (01/02/21) Grabbed 55-Plus Rebounds: 60 vs Auburn (02/08/22) • Grabbed 20 Offensive Rebounds: 24 vs Auburn (02/08/22)
• ASSISTS •
Had 25 Assists: 25 vs. Louisville (11/17/09) Had 30 Assists: 30 at UAB (01/27/90)
• STEALS •
Had 15 Steals: 15 at LSU (02/24/10) Had 18 Steals: 18 vs. Alcorn State (12/02/95)
• BLOCKED SHOTS •
Had 10 Blocks: 10 at Tennessee (01/22/14) Had 13 Blocks: 13 at Mississippi State (01/14/10)
• MOST TURNOVERS •
Had 20 Turnovers: 22 vs Colgate (03/19/21) Had 25 Turnovers: 25 vs Central Arkansas (12/01/21) <b>Had 30 Turnovers: 30 vs. Fordham (11/11/22)</b> <b>MOST ON RECORD: 42 vs. Grambling (12/31/00) and Bethune-Cookman (12/02/97)</b>
• FOULS •
Committed 30-plus Fouls: 32 vs Alabama (02/24/21) <b>RECORD: 36 vs. Centenary (12/04/82)</b>

LAST TIME AN OPPONENT LOWS

• SCORING •
Held to 30-39 Points: 33 vs. Vanderbilt (01/12/13) Held to 40-45 Points: 43 vs Missouri (01/12/22) Held to 46-49 Points: 48 vs New Mexico State (03/19/22) Held to 50-55 Points: 50 vs Lipscomb (12/05/20) <b>Held to 56-59 Points: 56 vs South Dakota State (11/16/22)</b> Held to 15 Points or Less in 1st Half: 15 vs Missouri (01/12/22) Held to 18 Points or Less in 2nd Half: 18 vs Savannah State (12/12/13)
• FIELD GOAL PERCENTAGE •
Held to 21% or Worse FG: .2097 (13-62) vs. Jackson State (11/22/02) Held to 20-29% FG: .292 (14-48) vs Missouri (01/12/22) Held to 30-35% FG: .339 (20-59) vs South Carolina (01/18/22)
• 3-POINTERS •
Did not Make a 3-pointer: 0 (0-10) by Mississippi State (02/07/15) Held to 1 3-PT FG Made: 1 (1-13) vs Southern (12/09/20) <b>Held to 2-3 3-PT FG Made: 2 (2-18) vs San Diego State (11/23/22)</b>
• 3-POINT PERCENTAGE •
Shot 10% or Worse 3PT FG: 6.3 (1-16) vs Ole Miss (01/27/21) <b>Shot 11-16% 3PT FG: 11.1 (2-18) vs San Deigo State (01/23/22)</b> <b>Shot 17-19% 3PT FG: 18.8 (3-16) vs South Dakota State (11/16/22)</b>
• FREE THROWS •
Made 1-5 Free Throws: 3 (3-8) vs Alabama (02/24/21) Made 6-9 Free Throws: 6 (6-10) vs New Mexico State (3/19/22)
• FREE THROW ATTEMPTS •
Attempted Single Digit Free Throws: 8 (3-8) vs Alabama (02/24/21)
• FREE THROW PERCENTAGE •
Shot Below 40% FT: 38.1 (8-21) vs. Texas State (12/22/18) Shot 40-49% FT: 47.1 (8-17) vs Auburn (02/08/22)
• REBOUNDING •
Had 19 or Fewer Rebounds: 19 vs. Missouri-Kansas City (12/02/06) Had 20-25 Rebounds: 21 vs Charlotte (12/07/21)
• ASSISTS •
Held 5 Assists or Fewer: 5 vs Southern (12/09/20)
• STEALS •
Had No Steals: 0 vs Vanderbilt (01/15/20) Had 1 Steal: 1 vs Cincinnati (11/23/21) Had 2-3 Steals: 2 vs Mississippi State (02/05/22)
• BLOCKED SHOTS •
Had No Blocked Shots: 0 vs Fordham (11/11/22)
• FEWEST TURNOVERS •
Had 0-5 Turnovers: 5 at Tennessee (01/06/21) Had 6-9 Turnovers: 6 vs New Mexico State (3/19/22)
• FOULS •
Had Single Digit Fouls: 8 at Michigan (12/08/12) Committed 10-14 Fouls: 14 vs UNI (11/17/21)

<b>GAME 1</b>		<b>58</b> North Dakota State	26 32	58 76	
		<b>#10/10 ARKANSAS</b>	34 42	76	
Nov. 7, 2022 • Fayetteville, Ark. • Bud Walton Arena					

#### North Dakota St. 58 • 0-1

#	Player	Total		3-Ptr		Rebounds			PF	TP	A	TO	Blk	Stl	Min
		FG-FGA	FG-FGA	FT-FTA	Off	Def	Tot								
04	Grant Nelson	f	5-9	1-2	6-8	0	6	6	4	17	0	4	1	0	21
23	Andrew Morgan	f	3-8	0-1	1-4	3	4	7	2	7	0	3	1	2	25
05	Luke Yoder	g	1-3	0-1	0-0	0	4	4	0	2	4	2	0	0	30
12	Lance Waddles	g	1-9	1-7	0-0	0	4	4	1	3	2	0	0	0	22
14	Boden Skunberg	g	5-13	1-4	6-8	0	1	1	4	17	1	4	0	0	35
02	Tajavis Miller		1-6	1-3	0-0	0	3	3	2	3	0	1	0	1	19
11	Jacari White		2-6	0-1	2-3	1	1	2	0	6	0	0	0	2	15
22	Joshua Streit		0-0	0-0	0-0	3	1	4	3	0	0	0	0	0	15
33	Sam Hastreiter		1-2	1-2	0-0	0	1	1	0	3	0	0	0	0	18
	Team					0	3	3							
Totals			19-56	5-21	15-23	7	28	35	16	58	7	14	2	5	200

FG % 1st Half: 8-26 30.8% 2nd half: 11-30 36.7% Game: 19-56 33.9% Deadball Rebounds 4  
 3FG % 1st Half: 2-12 16.7% 2nd half: 3-9 33.3% Game: 5-21 23.8%  
 FT % 1st Half: 8-12 66.7% 2nd half: 7-11 63.6% Game: 15-23 65.2%

#### Arkansas 76 • 1-0

#	Player	Total		3-Ptr		Rebounds			PF	TP	A	TO	Blk	Stl	Min
		FG-FGA	FG-FGA	FT-FTA	Off	Def	Tot								
15	Makhi Mitchell	f	4-5	0-0	0-0	1	3	4	4	8	1	0	0	3	20
20	Kamani Johnson	f	0-0	0-0	0-0	0	0	0	2	0	0	1	0	1	10
00	Anthony Black	g	1-7	0-0	1-2	0	7	7	3	3	0	2	1	3	30
01	Ricky Council IV	g	9-14	1-2	3-6	1	2	3	1	22	2	1	1	1	36
04	Davonte Davis	g	6-14	0-2	6-8	0	6	6	1	28	0	5	1	2	39
02	Trevon Brazile		7-14	3-6	4-5	1	11	12	2	21	1	2	1	0	32
05	Joseph Pinion		0-0	0-0	0-0	0	0	0	1	0	0	0	0	0	3
12	Barry Dunning Jr.		0-1	0-0	0-0	0	0	0	0	0	0	0	0	1	9
13	Jordan Walsh		1-1	0-0	2-2	0	2	2	5	4	3	0	0	0	18
23	Derrian Ford		0-1	0-0	0-0	1	0	1	0	0	0	0	0	0	3
	Team					2	3	5							
Totals			28-57	4-10	16-23	6	34	40	19	76	10	11	4	11	200

FG % 1st Half: 12-30 40.0% 2nd half: 16-27 59.3% Game: 28-57 49.1% Deadball Rebounds 2  
 3FG % 1st Half: 1-4 25.0% 2nd half: 3-6 50.0% Game: 4-10 40.0%  
 FT % 1st Half: 9-14 64.3% 2nd half: 7-9 77.8% Game: 16-23 69.6%

Officials: Hunter Allen, Josue Nieves, Steven Anderson  
 Technical fouls: North Dakota St.-None. Arkansas-Kamani Johnson.  
 Attendance: 19200

Score by periods	1st	2nd	Total
North Dakota St.	26	32	58
Arkansas	34	42	76

Last FG - NDSU 2nd-00:03, ARK 2nd-00:09.  
 Largest lead - NDSU None, ARK by 21 2nd-11:35.  
 NDSU led for 00:00. ARK led for 38:10. Game was tied for 01:50.  
 Score tied - 3 times.  
 Lead changed - 0 times.

<b>GAME 2</b>		<b>48</b> Fordham	21 27	48 74	
		<b>#10/10 ARKANSAS</b>	32 42	74	
Nov. 11, 2022 • Fayetteville, Ark. • Bud Walton Arena					

#### Fordham 48 • 1-1

#	Player	Total		3-Ptr		Rebounds			PF	TP	A	TO	Blk	Stl	Min
		FG-FGA	FG-FGA	FT-FTA	Off	Def	Tot								
02	Khalid Moore	f	3-7	0-2	1-2	0	1	1	2	7	2	1	0	0	27
03	Abdau Tsimbila	f	1-2	0-0	0-0	0	6	6	2	2	0	2	0	3	21
30	Darius Quisenberry	g	2-8	1-4	5-6	0	1	1	1	10	1	3	0	1	30
10	Kyle Rose	g	2-3	2-3	0-2	3	1	4	0	6	0	4	0	0	21
24	Antrell Chariton	g	3-10	0-2	0-0	0	1	1	3	6	2	9	0	0	30
01	Will Richardson		0-2	0-0	0-0	0	2	2	1	0	1	1	0	0	17
11	Romad Dean		2-4	0-1	1-1	1	1	2	0	5	0	2	0	0	21
12	Elijah Gray		4-5	1-2	1-4	0	2	2	4	10	0	1	0	0	11
13	Zach Riley		0-0	0-0	0-0	1	0	1	0	0	1	0	0	0	6
14	Albe Evans		0-0	0-0	0-0	0	0	0	0	0	0	0	0	0	0+
15	Rostyslav Novitskiy		0-0	0-0	2-2	1	3	4	3	2	0	4	0	0	9
23	Patrick Kelly		0-4	0-3	0-0	2	0	2	1	0	0	0	0	0	7
	Team					1	2	3							
Totals			17-45	4-17	10-17	9	20	29	17	48	7	30	0	4	200

FG % 1st Half: 8-21 38.1% 2nd half: 9-24 37.5% Game: 17-45 37.8% Deadball Rebounds 4,2  
 3FG % 1st Half: 2-9 22.2% 2nd half: 2-8 25.0% Game: 4-17 23.5%  
 FT % 1st Half: 3-6 50.0% 2nd half: 7-11 63.6% Game: 10-17 58.8%

#### Arkansas 74 • 2-0

#	Player	Total		3-Ptr		Rebounds			PF	TP	A	TO	Blk	Stl	Min
		FG-FGA	FG-FGA	FT-FTA	Off	Def	Tot								
13	Jordan Walsh	f	5-7	0-2	2-3	1	3	4	3	12	1	1	0	0	21
15	Makhi Mitchell	f	4-7	0-0	0-0	2	2	4	3	8	2	0	2	3	26
00	Anthony Black	g	3-8	1-6	3-4	2	4	6	2	10	0	4	1	2	24
01	Ricky Council IV	g	5-12	1-3	4-4	1	3	4	2	15	7	2	0	2	37
04	Davonte Davis	g	3-12	0-3	1-2	0	3	3	1	7	5	1	0	3	39
02	Trevon Brazile		3-7	0-2	2-3	4	4	8	3	8	1	2	1	1	32
05	Joseph Pinion		1-1	0-0	0-0	0	0	0	1	2	0	0	0	1	4
11	Jalen Graham		5-7	0-0	0-0	3	1	4	3	10	1	1	0	0	11
12	Barry Dunning Jr.		0-0	0-0	0-0	0	0	0	1	0	0	0	0	0	3
20	Kamani Johnson		0-1	0-0	0-2	1	0	1	0	0	0	0	0	0	3
21	Cade Arbogast		0-0	0-0	0-0	0	0	0	0	0	0	0	0	0	0+
22	Makhi Mitchell		0-1	0-0	0-0	0	0	0	0	0	0	1	0	1	4
23	Derrian Ford		1-2	0-0	0-0	0	0	0	0	2	0	0	0	0	5
45	Lawson Blake		0-0	0-0	0-0	0	1	1	0	0	0	0	0	0	1
	Team					2	1	3							
Totals			30-65	2-16	12-18	16	22	38	19	74	17	13	4	13	200

FG % 1st Half: 14-36 38.9% 2nd half: 16-29 55.2% Game: 30-65 46.2% Deadball Rebounds 3  
 3FG % 1st Half: 2-12 16.7% 2nd half: 0-4 0.0% Game: 2-16 12.5%  
 FT % 1st Half: 2-5 40.0% 2nd half: 10-13 76.9% Game: 12-18 66.7%

Officials: Bharat Ramnanan, Chris Ford, Chuck Jones  
 Technical fouls: Fordham-None. Arkansas-Trevon Brazile.  
 Attendance: 19200

Score by periods	1st	2nd	Total
Fordham	21	27	48
Arkansas	32	42	74

Last FG - FU 2nd-00:36, ARK 2nd-00:01.  
 Largest lead - FU by 5 1st-19:03, ARK by 26 2nd-04:11.  
 FU led for 04:55. ARK led for 33:43. Game was tied for 01:22.  
 Score tied - 1 time.  
 Lead changed - 1 time.

<b>GAME 3</b>		<b>56</b> South Dakota State	29 27	56 71	
		<b>#9/10 ARKANSAS</b>	41 30	71	
Nov. 16, 2022 • Fayetteville, Ark. • Bud Walton Arena					

#### South Dakota St. 56 • 2-2

#	Player	Total		3-Ptr		Rebounds			PF	TP	A	TO	Blk	Stl	Min
		FG-FGA	FG-FGA	FT-FTA	Off	Def	Tot								
32	Matt Dentlinger	f	0-2	0-1	3-4	0	1	1	3	3	2	4	0	1	22
42	William Kyle III	f	3-5	0-0	2-2	1	1	2	4	8	0	3	1	0	16
02	Zeke Mayo	g	4-8	1-3	0-0	0	8	8	0	9	1	2	0	2	30
30	Charlie Easley	g	1-6	0-2	0-0	1	0	1	1	2	1	2	0	0	27
34	Alex Arians	g	1-3	0-1	1-2	0	7	7	1	3	2	2	0	0	20
01	Matt Mims		0-6	0-2	8-8	0	1	1	0	8	1	0	0	1	19
11	Matthew Mors		1-8	0-2	0-0	2	1	3	1	2	0	1	1	0	20
13	Luke Appel		4-7	0-0	1-1	1	2	3	2	9	1	1	0	1	11
15	Tanner Te Slaa		2-6	1-2	2-2	0	2	2	1	7	1	3	0	3	22
22	Aaron Fiegen		0-0	0-0	0-0	0	0	0	0	0	0	0	0	0	2
33	Broden Lien		2-5	1-3	0-1	1	2	3	1	5	0	1	0	0	11
	Team					0	1	1							
Totals			18-56	3-16	17-20	6	26	32	14	56	9	20	2	8	200

FG % 1st Half: 11-28 39.3% 2nd half: 7-28 25.0% Game: 18-56 32.1% Deadball Rebounds 1  
 3FG % 1st Half: 2-7 28.6% 2nd half: 1-9 11.1% Game: 3-16 18.8%  
 FT % 1st Half: 5-6 83.3% 2nd half: 12-14 85.7% Game: 17-20 85.0%

#### Arkansas 71 • 3-0

#	Player	Total		3-Ptr		Rebounds			PF	TP	A	TO	Blk	Stl	Min
		FG-FGA	FG-FGA	FT-FTA	Off	Def	Tot								
13	Jordan Walsh	f	4-7	2-4	0-1	0	1	1	0	10	1	1	1	3	1

GAME 5

ESPN



90

#10/8 Creighton

40 50

90 80

#9/9 ARKANSAS

34 53 87

Nov. 22, 2022 • Lahaina, Hawaii • Lahaina Civic Center



Creighton 90 • 6-0

#	Player		Total		3-Ptr		Rebounds			PF	TP	A TO Blk Stl					Min
			FG-FGA	FG-FGA	FT-FTA	FT-FTA	Off	Def	Tot			A	TO	Blk	Stl		
24	Arthur Kaluma	f	4-8	0-1	1-2	1-2	2	4	6	2	9	2	6	1	2		30
11	Ryan Kalkbrenner	c	9-12	0-0	3-6	3-6	3	4	7	4	21	1	2	2	1		38
02	Ryan Nemhhard	g	6-12	3-4	10-12	10-12	0	6	6	1	25	5	2	0	0		36
23	Trey Alexander	g	4-6	0-0	4-5	4-5	0	5	5	3	12	6	2	0	2		32
55	Baylor Scheierman	g	7-10	3-5	3-4	3-4	0	7	7	4	20	3	2	0	0		39
04	Shereef Mitchell		0-1	0-1	0-0	0-0	0	1	1	1	0	0	1	0	0		4
05	Francisco Farabello		1-3	1-3	0-0	0-0	0	0	0	0	3	0	1	0	0		13
13	Mason Miller		0-0	0-0	0-0	0-0	0	0	0	0	0	0	0	0	0		6
33	Fredrick King		0-1	0-0	0-0	0-0	0	1	1	1	0	0	0	0	0		2
	Team						0	2	2								
Totals			31-53	7-14	21-29	21-29	5	30	35	16	90	17	17	3	5		200

FG % 1st Half: 17-31 54.8% 2nd half: 14-22 63.6% Game: 31-53 58.5% Deadball Rebounds 4

3FG % 1st Half: 5-10 50.0% 2nd half: 2-4 50.0% Game: 7-14 50.0%

FT % 1st Half: 1-1 100.0 2nd half: 20-28 71.4% Game: 21-29 72.4%

Arkansas 87 • 4-1

#	Player		Total		3-Ptr		Rebounds			PF	TP	A TO Blk Stl					Min
			FG-FGA	FG-FGA	FT-FTA	FT-FTA	Off	Def	Tot			A	TO	Blk	Stl		
13	Jordan Walsh	f	1-5	1-2	2-2	2-2	0	3	3	3	5	2	2	0	1		36
15	Makhi Mitchell	f	1-2	0-0	0-0	0-0	1	0	1	3	2	0	2	0	1		8
00	Anthony Black	g	10-18	1-3	5-7	5-7	3	3	6	3	26	6	3	0	2		38
01	Ricky Council IV	g	9-19	2-6	4-4	4-4	1	2	3	3	24	3	1	0	2		40
04	Davonte Davis	g	3-9	1-4	2-2	2-2	0	3	3	4	9	2	0	0	1		39
02	Trevon Brazile		7-14	3-5	0-1	0-1	1	5	6	5	17	2	1	3	1		32
05	Joseph Pinion		0-0	0-0	0-0	0-0	0	0	0	0	0	0	0	0	0		0+
22	Makhel Mitchell		2-3	0-0	0-1	0-1	1	2	3	0	4	0	0	2	0		7
	Team						3	3	6								
Totals			33-70	8-20	13-17	13-17	10	21	31	21	87	15	9	5	8		200

FG % 1st Half: 15-34 44.1% 2nd half: 18-36 50.0% Game: 33-70 47.1% Deadball Rebounds 1

3FG % 1st Half: 0-5 0.0% 2nd half: 8-15 53.3% Game: 8-20 40.0%

FT % 1st Half: 4-6 66.7% 2nd half: 9-11 81.8% Game: 13-17 76.5%

Officials: Randy Richardson, Lee Cassell, Paul Szelc  
Technical fouls: Creighton-None. Arkansas-TEAM.  
Attendance: 2400

Score by periods	1st	2nd	Total
Creighton	40	50	90
Arkansas	34	53	87

Last FG - CU 2nd-01:12, ARK 2nd-00:03.  
Largest lead - CU by 12 1st-01:43, ARK by 2 2nd-14:25.  
CU led for 33:45. ARK led for 02:08. Game was tied for 04:07.

Score tied - 10 times.  
Lead changed - 10 times.

GAME 6

ESPN 2



74

#17/19 Creighton

35 32 7 74

80

#9/9 ARKANSAS

26 41 11 78

Nov. 23, 2022 • Lahaina, Hawaii • Lahaina Civic Center



Arkansas 78 • 5-1

#	Player		Total		3-Ptr		Rebounds			PF	TP	A TO Blk Stl					Min
			FG-FGA	FG-FGA	FT-FTA	FT-FTA	Off	Def	Tot			A	TO	Blk	Stl		
13	Jordan Walsh	f	3-7	0-2	1-2	1-2	3	2	5	4	7	2	1	1	0		34
15	Makhi Mitchell	f	0-0	0-0	2-2	2-2	0	3	3	1	2	0	0	0	1		11
00	Anthony Black	g	3-11	0-2	9-10	9-10	1	4	5	2	15	1	4	0	1		39
01	Ricky Council IV	g	6-19	0-3	7-11	7-11	1	2	3	3	19	4	3	0	2		41
04	Davonte Davis	g	1-4	0-2	0-0	0-0	1	1	2	0	2	1	1	0	0		17
02	Trevon Brazile		6-14	3-8	5-8	5-8	0	9	9	3	20	0	1	0	2		40
11	Jalen Graham		0-0	0-0	0-0	0-0	0	0	0	0	0	0	0	0	0		2
12	Barry Dunning Jr.		0-0	0-0	0-0	0-0	0	0	0	1	0	0	1	0	1		8
20	Kamani Johnson		2-2	0-0	3-5	3-5	4	3	7	3	7	0	1	0	2		19
22	Makhi Mitchell		3-3	0-0	0-0	0-0	0	3	3	3	6	0	1	2	0		14
	Team						0	3	3								
Totals			24-60	3-17	27-38	27-38	10	30	40	20	78	8	16	3	9		225

FG % 1st Half: 9-22 40.9% 2nd half: 11-29 37.9% OT: 4-9 44.4% Game: 24-60 40.0% Deadball Rebounds 9,1

3FG % 1st Half: 0-8 0.0% 2nd half: 3-8 37.5% OT: 0-1 0.0%

FT % 1st Half: 8-12 66.7% 2nd half: 16-22 72.7% OT: 3-4 75.0%

San Diego St. 74 • 4-2

#	Player		Total		3-Ptr		Rebounds			PF	TP	A TO Blk Stl					Min
			FG-FGA	FG-FGA	FT-FTA	FT-FTA	Off	Def	Tot			A	TO	Blk	Stl		
00	Keshad Johnson	f	4-6	0-1	2-3	2-3	1	6	7	5	10	1	1	1	0		36
31	Nathan Mensah	f	1-2	0-0	0-0	0-0	1	3	4	5	2	1	2	0	1		11
05	Lamont Butler	g	3-9	0-1	3-5	3-5	0	2	2	2	9	0	3	0	1		21
12	Darrion Trammell	g	5-13	1-4	2-2	2-2	0	2	2	0	13	2	2	0	2		34
20	Matt Bradley	g	9-20	1-7	4-5	4-5	0	7	7	1	23	1	1	0	3		35
02	Adam Seiko		0-1	0-1	2-2	2-2	0	2	2	1	2	1	3	0	1		16
03	Micah Parrish		0-4	0-4	2-2	2-2	0	1	1	2	2	1	2	0	1		29
13	Jaedon LeDee		2-4	0-0	2-2	2-2	0	1	1	3	6	0	0	0	0		14
33	Aguek Arop		3-3	0-0	1-2	1-2	1	2	3	4	7	1	0	1	0		29
	Team						4	1	5								
Totals			27-62	2-18	18-23	18-23	7	27	34	23	74	8	15	2	9		225

FG % 1st Half: 14-29 48.3% 2nd half: 11-26 42.3% OT: 2-7 28.6% Game: 27-62 43.5% Deadball Rebounds 2,1

3FG % 1st Half: 0-8 0.0% 2nd half: 1-7 14.3% OT: 1-3 33.3%

FT % 1st Half: 7-11 63.6% 2nd half: 9-10 90.0% OT: 2-2 100.0%

Officials: Jeb Hartness, Byron Jarrett, Terry Oglesby  
Technical fouls: Arkansas-None. San Diego St.-Matt Bradley.  
Attendance: 2400

Score by periods	1st	2nd	OT	Total
Arkansas	26	41	11	78
San Diego St.	35	32	7	74

Last FG - ARK OT-01:53, SDIEGOST OT-02:25.  
Largest lead - ARK by 4 OT-00:03, SDIEGOST by 13 1st-05:56.  
ARK led for 08:52. SDIEGOST led for 33:53. Game was tied for 02:15.

Score tied - 5 times.  
Lead changed - 10 times.