



Official Basketball Box Score - Final  
**North Dakota St. at Arkansas**  
 11/07/22 Bud Walton Arena, Fayetteville, Ark.  
 2022-23 Men's Basketball

Game Time: 7:00 PM  
 Game Duration: 1:56  
 Attendance: 19,200

Officials: Steven Anderson, Josue Nieves, Hunter Allen

North Dakota St. - 58

Record: 0-1

NO.	Name	F	Min	FG			3P			FT			Rebounds			Fouls		TP	AS	TO	ST	Blocks		+/-
				M-A	M-A	M-A	OR	DR	TOT	PF	FD	OR	DR	TOT	BS	BA								
4	Grant Nelson	F	21:17	5-9	1-2	6-8	0	6	6	4	5	17	0	4	0	1	0	4	0	1	0	-13		
23	Andrew Morgan	F	24:27	3-8	0-1	1-4	3	4	7	2	4	7	0	3	2	1	1	3	2	1	1	-17		
5	Luke Yoder	G	30:40	1-3	0-1	0-0	0	4	4	0	0	2	4	2	0	0	1	2	0	0	1	-21		
12	Lance Waddles	G	21:42	1-9	1-7	0-0	0	4	4	1	0	3	2	0	0	0	1	2	0	0	1	-13		
14	Boden Skunberg	G	35:30	5-13	1-4	6-8	0	1	1	4	5	17	1	4	0	0	1	4	0	0	1	-17		
2	Tajavis Miller		18:52	1-6	1-3	0-0	0	3	3	2	1	3	0	1	1	0	0	1	1	0	0	-6		
22	Joshua Streit		15:33	0-0	0-0	0-0	3	1	4	3	3	0	0	0	0	0	0	0	0	0	0	-1		
11	Jacari White		14:21	2-6	0-1	2-3	1	1	2	0	1	6	0	0	2	0	0	2	0	0	2			
33	Sam Hastreiter		17:38	1-2	1-2	0-0	0	1	1	0	0	3	0	0	0	0	0	0	0	0	0	-4		
Team							0	3	3			0			0									
<b>Totals</b>				19-56	5-21	15-23	7	28	35	16	19	58	7	14	5	2	4						-18	

Shooting By Period		
1 <sup>st</sup> FG%	8-26	30.8%
3PT%	2-12	16.7%
FT%	8-12	66.7%
2 <sup>nd</sup> FG%	11-30	36.7%
3PT%	3-9	33.3%
FT%	7-11	63.6%
GM FG%	19-56	33.9%
3PT%	5-21	23.8%
FT%	15-23	65.2%

Dead Ball Rebounds: 4, 0

Technical Fouls::NONE

Arkansas - 76

Record: 1-0

NO.	Name	F	Min	FG			3P			FT			Rebounds			Fouls		TP	AS	TO	ST	Blocks		+/-
				M-A	M-A	M-A	OR	DR	TOT	PF	FD	OR	DR	TOT	BS	BA								
15	Makhi Mitchell	F	19:39	4-5	0-0	0-0	1	3	4	4	0	8	1	0	3	0	0	5	1	0	3	0	0	5
20	Kamani Johnson	F	09:26	0-0	0-0	0-0	0	0	0	2	0	0	0	1	1	0	0	4	0	1	1	0	0	4
0	Anthony Black	G	30:14	1-7	0-0	1-2	0	7	7	3	2	3	3	2	3	1	1	14	3	2	3	1	1	14
1	Ricky Council IV	G	36:18	9-14	1-2	3-6	1	2	3	1	4	22	2	1	1	1	0	20	2	1	1	1	0	20
4	Davonte Davis	G	39:04	6-14	0-2	6-8	0	6	6	1	4	18	0	5	2	1	0	20	0	5	2	1	0	20
2	Trevon Brazile		32:20	7-14	3-6	4-5	1	11	12	2	5	21	1	2	0	1	0	12	1	2	0	1	0	12
13	Jordan Walsh		18:20	1-1	0-0	2-2	0	2	2	5	1	4	3	0	0	0	0	12	0	0	0	0	0	12
5	Joseph Pinion		03:08	0-0	0-0	0-0	0	0	0	1	0	0	0	0	0	0	0	12	0	0	0	0	0	-4
23	Derrian Ford		03:00	0-1	0-0	0-0	1	0	1	0	0	0	0	0	0	0	0	5	0	0	0	0	1	5
12	Barry Dunning Jr.		08:31	0-1	0-0	0-0	0	0	0	0	0	0	0	0	0	1	0	2	0	0	1	0	0	2
Team							2	3	5			0			0									
<b>Totals</b>				28-57	4-10	16-23	6	34	40	19	16	76	10	11	11	4	2	18						

Shooting By Period		
1 <sup>st</sup> FG%	12-30	40.0%
3PT%	1-4	25.0%
FT%	9-14	64.3%
2 <sup>nd</sup> FG%	16-27	59.3%
3PT%	3-6	50.0%
FT%	7-9	77.8%
GM FG%	28-57	49.1%
3PT%	4-10	40.0%
FT%	16-23	69.6%

Dead Ball Rebounds: 2, 0

Technical Fouls:Johnson 1<sup>st</sup>8:19

	NDSU	ARK
Biggest lead	0 (1 <sup>st</sup> 20:00)	21 (2 <sup>nd</sup> 11:35)
Best Scoring Run	10 (2 <sup>nd</sup> 8:43)	11 (2 <sup>nd</sup> 15:39)
Lead Changes	0	
Times Tied	3	
Time with Lead	00:00	38:10

	NDSU	ARK
Points from		
Turnovers	11	20
Paint	24	44
Second Chance	9	8
Fast Breaks	10	9
Bench	12	25

	Period by Period Scoring		
	1st	2nd	TOT
NDSU	26	32	58
ARK	34	42	76



**Period 1**

**Quarter Starters:**

<b>ARK</b>	0 Black A	1 Council IV R	4 Davis D	15 Mitchell M	20 Johnson K
<b>NDSU</b>	4 Nelson G	5 Yoder L	12 Waddles L	14 Skunberg B	23 Morgan A

Game Time	ARK	Score	Diff	NDSU
20:00	15 MITCHELL M jumpball won			23 MORGAN A jumpball lost
19:47	4 DAVIS D foul drawn (1)			23 MORGAN A foul shooting (1 - 1)
19:47	4 DAVIS D free throw 1 - 2 missed			
19:47	offensive dead ball rebound (1)			
19:47	4 DAVIS D free throw 2 - 2 made (1)	<b>1-0</b>	<b>1</b>	
19:34	1 COUNCIL IV R steal (1)			14 SKUNBERG B turnover lost ball (1)
19:28	1 COUNCIL IV R 2pt FG fast break from turnover in the paint, driving layup made (2)	<b>3-0</b>	<b>3</b>	
19:06		<b>3-2</b>	<b>1</b>	23 MORGAN A 2pt FG in the paint, jump shot made (2)
18:52	0 BLACK A 2pt FG in the paint, driving layup made (2)	<b>5-2</b>	<b>3</b>	
18:32	15 MITCHELL M steal (1)			14 SKUNBERG B turnover lost ball (2)
18:27	0 BLACK A 2pt FG from turnover in the paint, layup missed			
18:23				12 WADDLES L defensive rebound (1)
18:19				5 YODER L turnover lost ball (1)
18:08	0 BLACK A 2pt FG from turnover in the paint, layup blocked			
18:08				4 NELSON G block (1)
18:03	1 COUNCIL IV R offensive rebound (1)			
17:51	1 COUNCIL IV R 2pt FG from turnover second chance outside the paint, jump shot made (4)	<b>7-2</b>	<b>5</b>	
17:36	0 BLACK A steal (1)			4 NELSON G turnover lost ball (1)
17:21	1 COUNCIL IV R 2pt FG from turnover in the paint, layup made (6)	<b>9-2</b>	<b>7</b>	
17:21	15 MITCHELL M assist (1)			
17:02				23 MORGAN A 2pt FG in the paint, jump shot missed
16:58	4 DAVIS D defensive rebound (1)			
16:52	0 BLACK A turnover bad pass (1)			23 MORGAN A steal (1)
16:46		<b>9-5</b>	<b>4</b>	14 SKUNBERG B 3pt FG fast break from turnover, jump shot made (3)
16:46				12 WADDLES L assist (1)
16:25	4 DAVIS D 2pt FG outside the paint, jump shot missed			
16:23				defensive rebound (2)
16:23	20 JOHNSON K substitution out			
16:23	2 BRAZILE T substitution in			
16:23				12 WADDLES L substitution out
16:23				23 MORGAN A substitution out
16:23				2 MILLER T substitution in
16:23				22 STREIT J substitution in
16:10		<b>9-7</b>	<b>2</b>	4 NELSON G 2pt FG in the paint, jump shot made (2)
16:10	15 MITCHELL M foul shooting (1 - 1)			4 NELSON G foul drawn (1)
16:10				5 YODER L substitution out
16:10				11 WHITE J substitution in
16:10		<b>9-8</b>	<b>1</b>	4 NELSON G free throw 1 - 1 made (3)
15:59	15 MITCHELL M 2pt FG in the paint, layup made (2)	<b>11-8</b>	<b>3</b>	
15:59	0 BLACK A assist (1)			



**North Dakota St. at Arkansas**

11/07/22 Bud Walton Arena, Fayetteville, Ark.  
2022-23 Men's Basketball

**Officials:** Steven Anderson, Josue Nieves, Hunter Allen

Game Time	ARK	Score	Diff	NDSU
15:50				2 MILLER T 3pt FG , jump shot missed
15:49				22 STREIT J offensive rebound (1)
15:29	Timeout media			
15:40				14 SKUNBERG B 2pt FG second chance in the paint, layup missed
15:37	15 MITCHELL M defensive rebound (1)			
15:34	4 DAVIS D foul drawn (2)			4 NELSON G foul shooting (1 - 2)
15:34	4 DAVIS D free throw fast break 1 - 2 made (2)	<b>12-8</b>	<b>4</b>	
15:34	0 BLACK A substitution out			
15:34	13 WALSH J substitution in			
15:34	4 DAVIS D free throw fast break 2 - 2 missed			
15:33				4 NELSON G defensive rebound (1)
15:14	2 BRAZILE T foul drawn (1)			4 NELSON G foul offensive (2 - 3)
15:14				4 NELSON G turnover offensive (2)
15:14				4 NELSON G substitution out
15:14				22 STREIT J substitution out
15:14				23 MORGAN A substitution in
15:14				33 HASTREITER S substitution in
14:54	13 WALSH J foul drawn (1)			14 SKUNBERG B foul shooting (1 - 4)
14:54	13 WALSH J free throw 1 - 2 made (1)	<b>13-8</b>	<b>5</b>	
14:54	4 DAVIS D substitution out			
14:54	0 BLACK A substitution in			
14:54	13 WALSH J free throw 2 - 2 made (2)	<b>14-8</b>	<b>6</b>	
14:31	0 BLACK A foul shooting (1 - 2)			14 SKUNBERG B foul drawn (1)
14:31		<b>14-9</b>	<b>5</b>	14 SKUNBERG B free throw 1 - 3 made (4)
14:31		<b>14-10</b>	<b>4</b>	14 SKUNBERG B free throw 2 - 3 made (5)
14:31		<b>14-11</b>	<b>3</b>	14 SKUNBERG B free throw 3 - 3 made (6)
14:05	1 COUNCIL IV R 2pt FG in the paint, jump shot missed			
14:01				33 HASTREITER S defensive rebound (1)
13:58	13 WALSH J foul personal (1 - 3)			23 MORGAN A foul drawn (1)
13:58	1 COUNCIL IV R substitution out			
13:58	4 DAVIS D substitution in			
13:58				11 WHITE J substitution out
13:58				14 SKUNBERG B substitution out
13:58				5 YODER L substitution in
13:58				12 WADDLES L substitution in
13:53				12 WADDLES L 3pt FG , jump shot missed
13:49	2 BRAZILE T defensive rebound (1)			
13:36	0 BLACK A 2pt FG in the paint, layup missed			
13:30	15 MITCHELL M offensive rebound (2)			
13:30	15 MITCHELL M 2pt FG second chance in the paint, layup missed			
13:29				2 MILLER T defensive rebound (1)
13:19		<b>14-14</b>	<b>0</b>	33 HASTREITER S 3pt FG , jump shot made (3)
13:19				12 WADDLES L assist (2)
13:00	2 BRAZILE T 2pt FG in the paint, layup missed			
12:57				23 MORGAN A defensive rebound (1)
12:41				2 MILLER T 2pt FG outside the paint, jump shot missed
12:37	2 BRAZILE T defensive rebound (2)			
12:23	15 MITCHELL M 2pt FG in the paint, layup made (4)	<b>16-14</b>	<b>2</b>	



**North Dakota St. at Arkansas**

11/07/22 Bud Walton Arena, Fayetteville, Ark.  
2022-23 Men's Basketball

**Game Time:** 7:00 PM

**Game Duration:** 1:56

**Attendance:** 19,200

**Officials:** Steven Anderson, Josue Nieves, Hunter Allen

Game Time	ARK	Score	Diff	NDSU
12:23	13 WALSH J assist (1)			
12:06	15 MITCHELL M foul personal (2 - 4)			23 MORGAN A foul drawn (2)
12:06	15 MITCHELL M substitution out			
12:06	1 COUNCIL IV R substitution in			
12:06				23 MORGAN A substitution out
12:06				33 HASTREITER S substitution out
12:06				14 SKUNBERG B substitution in
12:06				22 STREIT J substitution in
11:57				12 WADDLES L 3pt FG , jump shot missed
11:54	13 WALSH J defensive rebound (1)			
11:49	4 DAVIS D foul offensive (1 - 5)			22 STREIT J foul drawn (1)
11:49	4 DAVIS D turnover offensive (1)			
11:48	Timeout media			
11:20				2 MILLER T 3pt FG from turnover, jump shot missed
11:16	4 DAVIS D defensive rebound (2)			
11:01	1 COUNCIL IV R foul drawn (1)			2 MILLER T foul shooting (1 - 5)
11:01	1 COUNCIL IV R free throw 1 - 2 made (7)	<b>17-14</b>	<b>3</b>	
11:01				2 MILLER T substitution out
11:01				33 HASTREITER S substitution in
11:01	1 COUNCIL IV R free throw 2 - 2 missed			
10:59				12 WADDLES L defensive rebound (2)
10:55				14 SKUNBERG B 3pt FG , jump shot missed
10:51	0 BLACK A defensive rebound (1)			
10:37	2 BRAZILE T 2pt FG outside the paint, jump shot missed			
10:34				5 YODER L defensive rebound (1)
10:28				5 YODER L 2pt FG in the paint, layup blocked
10:28	4 DAVIS D block (1)			
10:28	defensive rebound (10)			
10:28				5 YODER L substitution out
10:28				11 WHITE J substitution in
10:12	2 BRAZILE T 3pt FG , jump shot missed			
10:09				defensive rebound (10)
10:08				22 STREIT J substitution out
10:08				23 MORGAN A substitution in
09:50		<b>17-16</b>	<b>1</b>	23 MORGAN A 2pt FG in the paint, jump shot made (4)
09:39	4 DAVIS D turnover bad pass (2)			11 WHITE J steal (1)
09:30	2 BRAZILE T substitution out			
09:30	20 JOHNSON K substitution in			
09:26				12 WADDLES L 3pt FG from turnover, jump shot missed
09:23	4 DAVIS D defensive rebound (3)			
09:08	13 WALSH J 2pt FG in the paint, driving layup made (4)	<b>19-16</b>	<b>3</b>	
08:49	20 JOHNSON K steal (1)			23 MORGAN A turnover lost ball (1)
08:42	1 COUNCIL IV R 3pt FG from turnover, jump shot missed			
08:38				12 WADDLES L defensive rebound (3)
08:19	20 JOHNSON K foul class B technical (0 - 5)			
08:19		<b>19-17</b>	<b>2</b>	14 SKUNBERG B free throw 1 - 1 made (7)
08:19				12 WADDLES L substitution out
08:19				23 MORGAN A substitution out
08:19				2 MILLER T substitution in



**North Dakota St. at Arkansas**

11/07/22 Bud Walton Arena, Fayetteville, Ark.  
2022-23 Men's Basketball

**Game Time:** 7:00 PM  
**Game Duration:** 1:56  
**Attendance:** 19,200

**Officials:** Steven Anderson, Josue Nieves, Hunter Allen

Game Time	ARK	Score	Diff	NDSU
08:19				22 STREIT J substitution in
08:16	0 BLACK A turnover bad pass (2)			11 WHITE J steal (2)
08:09				11 WHITE J 3pt FG from turnover, jump shot missed
08:06	4 DAVIS D defensive rebound (4)			
08:00	jump ball situation			
08:00	4 DAVIS D turnover lost ball (3)			2 MILLER T steal (1)
07:51	Timeout media			
07:31				2 MILLER T 2pt FG from turnover in the paint, jump shot missed
07:28	13 WALSH J defensive rebound (2)			
07:24	20 JOHNSON K foul offensive (1 - 6)			14 SKUNBERG B foul drawn (2)
07:24	20 JOHNSON K turnover offensive (1)			
07:24	20 JOHNSON K substitution out			
07:24	15 MITCHELL M substitution in			
07:24				22 STREIT J substitution out
07:24				33 HASTREITER S substitution out
07:24				4 NELSON G substitution in
07:24				23 MORGAN A substitution in
07:13		<b>19-19</b>	<b>0</b>	11 WHITE J 2pt FG from turnover in the paint, driving layup made (2)
06:56	0 BLACK A 2pt FG in the paint, jump shot missed			
06:52				4 NELSON G defensive rebound (2)
06:48	4 DAVIS D steal (1)			4 NELSON G turnover lost ball (3)
06:43	4 DAVIS D 2pt FG fast break from turnover in the paint, driving layup made (4)	<b>21-19</b>	<b>2</b>	
06:17				14 SKUNBERG B 3pt FG , jump shot missed
06:12				23 MORGAN A offensive rebound (2)
06:08	13 WALSH J foul shooting (2 - 7)			23 MORGAN A foul drawn (3)
06:08				23 MORGAN A free throw 1 - 2 missed
06:08				offensive dead ball rebound (1)
06:08	0 BLACK A substitution out			
06:08	15 MITCHELL M substitution out			
06:08	2 BRAZILE T substitution in			
06:08	5 PINION J substitution in			
06:08				4 NELSON G substitution out
06:08				33 HASTREITER S substitution in
06:08				23 MORGAN A free throw 2 - 2 missed
06:07				23 MORGAN A offensive rebound (3)
05:57	5 PINION J foul shooting (1 - 8)			11 WHITE J foul drawn (1)
05:57				11 WHITE J free throw 1 - 3 missed
05:57				offensive dead ball rebound (2)
05:57		<b>21-20</b>	<b>1</b>	11 WHITE J free throw 2 - 3 made (3)
05:57				23 MORGAN A substitution out
05:57				22 STREIT J substitution in
05:57		<b>21-21</b>	<b>0</b>	11 WHITE J free throw 3 - 3 made (4)
05:57				11 WHITE J substitution out
05:57				5 YODER L substitution in
05:46	4 DAVIS D 2pt FG in the paint, driving layup made (6)	<b>23-21</b>	<b>2</b>	
05:21				2 MILLER T 2pt FG in the paint, layup missed
05:18	2 BRAZILE T defensive rebound (3)			
05:10	1 COUNCIL IV R foul drawn (2)			2 MILLER T foul shooting (2 - 6)



Game Time	ARK	Score	Diff	NDSU
05:10	1 COUNCIL IV R free throw 1 - 2 made (8)	<b>24-21</b>	<b>3</b>	
05:10	5 PINION J substitution out			
05:10	0 BLACK A substitution in			
05:10				2 MILLER T substitution out
05:10				22 STREIT J substitution out
05:10				12 WADDLES L substitution in
05:10				23 MORGAN A substitution in
05:10	1 COUNCIL IV R free throw 2 - 2 missed			
05:08				23 MORGAN A defensive rebound (4)
04:53				23 MORGAN A turnover bad pass (2)
04:53				23 MORGAN A substitution out
04:53				22 STREIT J substitution in
04:44	0 BLACK A 2pt FG from turnover in the paint, layup missed			
04:44	2 BRAZILE T offensive rebound (4)			
04:44	2 BRAZILE T foul drawn (2)			22 STREIT J foul personal (1 - 7)
04:44				Timeout 30 Sec
04:44	0 BLACK A substitution out			
04:44	23 FORD D substitution in			
04:44	2 BRAZILE T 1&1 free throw 1 made (1)	<b>25-21</b>	<b>4</b>	
04:44				22 STREIT J substitution out
04:44				23 MORGAN A substitution in
04:44	2 BRAZILE T 1&1 free throw 2 made (2)	<b>26-21</b>	<b>5</b>	
04:22				12 WADDLES L 2pt FG in the paint, layup blocked
04:22	2 BRAZILE T block (1)			
04:15	2 BRAZILE T defensive rebound (5)			
04:14	2 BRAZILE T 3pt FG , jump shot missed			
04:14	offensive rebound (17)			
03:52	4 DAVIS D 2pt FG second chance outside the paint, jump shot missed			
03:49				23 MORGAN A defensive rebound (5)
03:39				12 WADDLES L 3pt FG , jump shot missed
03:35				23 MORGAN A offensive rebound (6)
03:35	13 WALSH J foul personal (3 - 9)			14 SKUNBERG B foul drawn (3)
03:35				Timeout media
03:35	13 WALSH J substitution out			
03:35	0 BLACK A substitution in			
03:35				12 WADDLES L substitution out
03:35				2 MILLER T substitution in
03:35		<b>26-22</b>	<b>4</b>	14 SKUNBERG B 1&1 free throw 1 made (8)
03:35				14 SKUNBERG B 1&1 free throw 2 missed
03:33	2 BRAZILE T defensive rebound (6)			
03:22	4 DAVIS D 2pt FG in the paint, jump shot missed			
03:19				23 MORGAN A defensive rebound (7)
03:00		<b>26-24</b>	<b>2</b>	23 MORGAN A 2pt FG in the paint, dunk, made (6)
02:35	2 BRAZILE T 3pt FG , jump shot made (5)	<b>29-24</b>	<b>5</b>	
02:35	1 COUNCIL IV R assist (1)			
02:16				23 MORGAN A 2pt FG in the paint, layup missed
02:13	0 BLACK A defensive rebound (2)			
02:08	23 FORD D 2pt FG in the paint, layup blocked			



Official Basketball Play by Play - First Half

**North Dakota St. at Arkansas**

11/07/22 Bud Walton Arena, Fayetteville, Ark.  
2022-23 Men's Basketball

**Game Time:** 7:00 PM

**Game Duration:** 1:56

**Attendance:** 19,200

**Officials:** Steven Anderson, Josue Nieves, Hunter Allen

Game Time	ARK	Score	Diff	NDSU
02:08				23 MORGAN A block (1)
02:07	23 FORD D offensive rebound (1)			
02:07	jump ball situation			
02:07				23 MORGAN A substitution out
02:07				22 STREIT J substitution in
01:56	2 BRAZILE T 2pt FG second chance in the paint, alleyoop made (7)	<b>31-24</b>	<b>7</b>	
01:56	0 BLACK A assist (2)			
01:45	0 BLACK A steal (2)			5 YODER L turnover bad pass (2)
01:44				22 STREIT J substitution out
01:44				23 MORGAN A substitution in
01:44	0 BLACK A foul drawn (1)			22 STREIT J foul personal (2 - 8)
01:44	0 BLACK A 1&1 free throw 1 made (3)	<b>32-24</b>	<b>8</b>	
01:44	23 FORD D substitution out			
01:44	20 JOHNSON K substitution in			
01:44	0 BLACK A 1&1 free throw 2 missed			
01:44	offensive rebound (21)			
01:26	4 DAVIS D 2pt FG second chance in the paint, turnaround jump shot made (8)	<b>34-24</b>	<b>10</b>	
01:03				14 SKUNBERG B 3pt FG , jump shot missed
00:58	2 BRAZILE T defensive rebound (7)			
00:40	0 BLACK A 2pt FG in the paint, layup missed			
00:36				14 SKUNBERG B defensive rebound (1)
00:33		<b>34-26</b>	<b>8</b>	14 SKUNBERG B 2pt FG fast break in the paint, driving layup made (10)
00:01	1 COUNCIL IV R 2pt FG outside the paint, jump shot missed			
00:00				5 YODER L defensive rebound (2)
<b>END OF PERIOD</b>				
<b>ARK 34-26 NDSU</b>				



**Officials:** Steven Anderson, Josue Nieves, Hunter Allen

**North Dakota St. - 26**

NO.	Name	F	Min	FG			Rebounds			Fouls		TP	AS	TO	ST	Blocks		+/-
				M-A	M-A	M-A	OR	DR	TOT	PF	FD					BS	BA	
4	Grant Nelson	F	06:02	1-1	0-0	1-1	0	2	2	2	1	3	0	3	0	1	0	-4
23	Andrew Morgan	F	14:39	3-5	0-0	0-2	3	4	7	1	3	6	0	2	1	1	0	-2
5	Luke Yoder	G	13:17	0-1	0-0	0-0	0	2	2	0	0	0	0	2	0	0	1	-10
12	Lance Waddles	G	10:51	0-5	0-4	0-0	0	3	3	0	0	0	2	0	0	1	-5	
14	Boden Skunberg	G	18:08	2-6	1-4	5-6	0	1	1	1	3	10	0	2	0	0	-9	
2	Tajavis Miller		12:06	0-5	0-2	0-0	0	1	1	2	0	0	0	0	1	0	-3	
22	Joshua Streit		05:21	0-0	0-0	0-0	1	0	1	2	1	0	0	0	0	0	-6	
11	Jacari White		06:43	1-2	0-1	2-3	0	0	0	0	1	4	0	0	2	0	2	
33	Sam Hastreiter		12:53	1-1	1-1	0-0	0	1	1	0	0	3	0	0	0	0	-3	
Team							0	2	2			0		0				
<b>Totals</b>				8-26	2-12	8-12	4	16	20	8	9	26	2	9	4	2	2	-8

Shooting By Period		
1 <sup>st</sup> FG%	8-26	30.8%
3PT%	2-12	16.7%
FT%	8-12	66.7%
GM FG%	8-26	30.8%
3PT%	2-12	16.7%
FT%	8-12	66.7%

Dead Ball Rebounds: 2, 0

**Technical Fouls:** NONE

**Arkansas - 34**

NO.	Name	F	Min	FG			Rebounds			Fouls		TP	AS	TO	ST	Blocks		+/-
				M-A	M-A	M-A	OR	DR	TOT	PF	FD					BS	BA	
15	Makhi Mitchell	F	09:10	2-3	0-0	0-0	1	1	2	2	0	4	1	0	1	0	0	2
20	Kamani Johnson	F	07:27	0-0	0-0	0-0	0	0	0	1	0	0	0	1	1	0	0	5
0	Anthony Black	G	17:13	1-7	0-0	1-2	0	2	2	1	1	3	2	2	2	0	1	4
1	Ricky Council IV	G	18:08	3-6	0-1	2-4	1	0	1	0	2	8	1	0	1	0	0	9
4	Davonte Davis	G	19:04	3-6	0-0	2-4	0	4	4	1	2	8	0	3	1	1	0	10
2	Trevon Brazile		13:01	2-6	1-3	2-2	1	6	7	0	2	7	0	0	0	1	0	3
13	Jordan Walsh		11:59	1-1	0-0	2-2	0	2	2	3	1	4	1	0	0	0	0	1
5	Joseph Pinion		00:58	0-0	0-0	0-0	0	0	0	1	0	0	0	0	0	0	0	1
23	Derrian Ford		03:00	0-1	0-0	0-0	1	0	1	0	0	0	0	0	0	0	1	5
Team							2	1	3			0		0				
<b>Totals</b>				12-30	1-4	9-14	6	16	22	9	8	34	5	6	6	2	2	8

Shooting By Period		
1 <sup>st</sup> FG%	12-30	40.0%
3PT%	1-4	25.0%
FT%	9-14	64.3%
GM FG%	12-30	40.0%
3PT%	1-4	25.0%
FT%	9-14	64.3%

Dead Ball Rebounds: 1, 0

**Technical Fouls:** Johnson 1<sup>st</sup>8:19

	NDSU	ARK
<b>Biggest lead</b>	0 (1 <sup>st</sup> 20:00)	10 (1 <sup>st</sup> 1:26)
<b>Best Scoring Run</b>	6 (1 <sup>st</sup> 16:10)	8 (1 <sup>st</sup> 1:26)
<b>Lead Changes</b>	0	
<b>Times Tied</b>	3	
<b>Time with Lead</b>	00:00	18:10

Points from	NDSU	ARK
<b>Turnovers</b>	5	13
<b>Paint</b>	12	20
<b>Second Chance</b>	3	8
<b>Fast Breaks</b>	5	6
<b>Bench</b>	7	11

	Period by Period Scoring		
	1st	2nd	TOT
<b>NDSU</b>	26	32	58
<b>ARK</b>	34	42	76





## Period 2

## Quarter Starters:

<b>ARK</b>	0 Black A	1 Council IV R	4 Davis D	15 Mitchell M	20 Johnson K
<b>NDSU</b>	4 Nelson G	5 Yoder L	12 Waddles L	14 Skunberg B	23 Morgan A

Game Time	ARK	Score	Diff	NDSU
20:00	2 BRAZILE T substitution out			
20:00	15 MITCHELL M substitution in			
20:00				2 MILLER T substitution out
20:00				33 HASTREITER S substitution out
20:00				4 NELSON G substitution in
20:00				12 WADDLES L substitution in
19:48	15 MITCHELL M steal (2)			4 NELSON G turnover bad pass (4)
19:45	0 BLACK A foul drawn (2)			23 MORGAN A foul personal (2 - 1)
19:36	4 DAVIS D 2pt FG from turnover in the paint, driving layup made (10)	36-26	10	
19:19	15 MITCHELL M foul shooting (3 - 1)			4 NELSON G foul drawn (2)
19:19		36-27	9	4 NELSON G free throw 1 - 2 made (4)
19:19	15 MITCHELL M substitution out			
19:19	2 BRAZILE T substitution in			
19:19		36-28	8	4 NELSON G free throw 2 - 2 made (5)
19:01	1 COUNCIL IV R 2pt FG in the paint, driving layup missed			
18:57				12 WADDLES L defensive rebound (4)
18:54	20 JOHNSON K foul personal (2 - 2)			14 SKUNBERG B foul drawn (4)
18:45		36-30	6	14 SKUNBERG B 2pt FG in the paint, turnaround jump shot made (12)
18:29	4 DAVIS D foul drawn (3)			12 WADDLES L foul shooting (1 - 2)
18:29	4 DAVIS D free throw 1 - 2 made (11)	37-30	7	
18:29	4 DAVIS D free throw 2 - 2 made (12)	38-30	8	
18:01	0 BLACK A foul shooting (2 - 3)			23 MORGAN A foul drawn (4)
18:01		38-31	7	23 MORGAN A free throw 1 - 2 made (7)
18:01	20 JOHNSON K substitution out			
18:01	13 WALSH J substitution in			
18:01				23 MORGAN A free throw 2 - 2 missed
18:00	0 BLACK A defensive rebound (3)			
17:33	1 COUNCIL IV R 2pt FG in the paint, layup made (10)	40-31	9	
17:08				23 MORGAN A 2pt FG outside the paint, jump shot blocked
17:08	0 BLACK A block (1)			
17:08	0 BLACK A defensive rebound (4)			
16:57	2 BRAZILE T 3pt FG , jump shot made (10)	43-31	12	
16:57	13 WALSH J assist (2)			
16:41				14 SKUNBERG B 2pt FG in the paint, layup missed
16:38	0 BLACK A defensive rebound (5)			
16:29	2 BRAZILE T 2pt FG in the paint, layup made (12)	45-31	14	
16:29	2 BRAZILE T foul drawn (3)			4 NELSON G foul shooting (3 - 3)
16:29	2 BRAZILE T free throw 1 - 1 made (13)	46-31	15	
16:19				12 WADDLES L 2pt FG in the paint, layup missed
16:16	0 BLACK A defensive rebound (6)			
16:11	1 COUNCIL IV R 2pt FG fast break in the paint, driving layup made (12)	48-31	17	



**North Dakota St. at Arkansas**

11/07/22 Bud Walton Arena, Fayetteville, Ark.  
2022-23 Men's Basketball

**Game Time:** 7:00 PM  
**Game Duration:** 1:56  
**Attendance:** 19,200

**Officials:** Steven Anderson, Josue Nieves, Hunter Allen

Game Time	ARK	Score	Diff	NDSU
16:11	0 BLACK A assist (3)			
16:09				Timeout 30 Sec
16:09				5 YODER L substitution out
16:09				12 WADDLES L substitution out
16:09				23 MORGAN A substitution out
16:09				2 MILLER T substitution in
16:09				11 WHITE J substitution in
16:09				22 STREIT J substitution in
15:43	0 BLACK A steal (3)			2 MILLER T turnover lost ball (1)
15:39	2 BRAZILE T foul drawn (4)			4 NELSON G foul shooting (4 - 4)
15:39	Timeout media			
15:39				4 NELSON G substitution out
15:39				33 HASTREITER S substitution in
15:39	2 BRAZILE T free throw fast break 1 - 2 missed			
15:39	offensive dead ball rebound (2)			
15:39	2 BRAZILE T free throw fast break 2 - 2 made (14)	<b>49-31</b>	<b>18</b>	
15:23		<b>49-33</b>	<b>16</b>	14 SKUNBERG B 2pt FG in the paint, jump shot made (14)
14:58	2 BRAZILE T 2pt FG outside the paint, jump shot missed			
14:53				2 MILLER T defensive rebound (2)
14:46				11 WHITE J 2pt FG in the paint, layup missed
14:46				22 STREIT J offensive rebound (2)
14:45	13 WALSH J foul personal (4 - 4)			22 STREIT J foul drawn (2)
14:45	13 WALSH J substitution out			
14:45	12 DUNNING JR. B substitution in			
14:43				11 WHITE J 2pt FG second chance outside the paint, jump shot missed
14:40	4 DAVIS D defensive rebound (5)			
14:24	2 BRAZILE T foul offensive (1 - 5)			2 MILLER T foul drawn (1)
14:24	2 BRAZILE T turnover offensive (1)			
14:11				14 SKUNBERG B 2pt FG from turnover in the paint, jump shot missed
14:11	defensive rebound (28)			
14:11	2 BRAZILE T foul drawn (5)			22 STREIT J foul personal (3 - 5)
13:56	2 BRAZILE T 3pt FG , jump shot missed			
13:53				11 WHITE J defensive rebound (1)
13:32				11 WHITE J 2pt FG in the paint, jump shot missed
13:32				22 STREIT J offensive rebound (3)
13:32	0 BLACK A foul personal (3 - 6)			22 STREIT J foul drawn (3)
13:32	0 BLACK A substitution out			
13:32	13 WALSH J substitution in			
13:32				11 WHITE J substitution out
13:32				14 SKUNBERG B substitution out
13:32				22 STREIT J substitution out
13:32				5 YODER L substitution in
13:32				12 WADDLES L substitution in
13:32				23 MORGAN A substitution in
13:14		<b>49-35</b>	<b>14</b>	5 YODER L 2pt FG second chance in the paint, driving layup made (2)
13:02	2 BRAZILE T 2pt FG in the paint, dunk, made (16)	<b>51-35</b>	<b>16</b>	
12:54				33 HASTREITER S 3pt FG , jump shot missed



**North Dakota St. at Arkansas**

11/07/22 Bud Walton Arena, Fayetteville, Ark.  
2022-23 Men's Basketball

**Game Time:** 7:00 PM  
**Game Duration:** 1:56  
**Attendance:** 19,200

**Officials:** Steven Anderson, Josue Nieves, Hunter Allen

Game Time	ARK	Score	Diff	NDSU
12:50	1 COUNCIL IV R defensive rebound (2)			
12:44	1 COUNCIL IV R 2pt FG in the paint, dunk, made (14)	<b>53-35</b>	<b>18</b>	
12:20				23 MORGAN A 2pt FG in the paint, jump shot missed
12:17	2 BRAZILE T defensive rebound (8)			
12:10	4 DAVIS D 3pt FG , jump shot missed			
12:06				2 MILLER T defensive rebound (3)
12:00				23 MORGAN A 3pt FG , jump shot missed
11:56	2 BRAZILE T defensive rebound (9)			
11:35	1 COUNCIL IV R 3pt FG , jump shot made (17)	<b>56-35</b>	<b>21</b>	
11:35	13 WALSH J assist (3)			
11:17		<b>56-38</b>	<b>18</b>	12 WADDLES L 3pt FG , jump shot made (3)
11:17				5 YODER L assist (1)
10:57	12 DUNNING JR. B 2pt FG in the paint, jump shot missed			
10:56				defensive rebound (27)
10:54	Timeout media			
10:54				2 MILLER T substitution out
10:54				23 MORGAN A substitution out
10:54				33 HASTREITER S substitution out
10:54				4 NELSON G substitution in
10:54				14 SKUNBERG B substitution in
10:54				22 STREIT J substitution in
10:44	4 DAVIS D steal (2)			14 SKUNBERG B turnover bad pass (3)
10:29	4 DAVIS D 3pt FG from turnover, jump shot missed			
10:27				4 NELSON G defensive rebound (3)
10:27	13 WALSH J foul personal (5 - 7)			4 NELSON G foul drawn (3)
10:27	13 WALSH J substitution out			
10:27	5 PINION J substitution in			
10:27		<b>56-39</b>	<b>17</b>	4 NELSON G 1&1 free throw 1 made (6)
10:27		<b>56-40</b>	<b>16</b>	4 NELSON G 1&1 free throw 2 made (7)
10:15	2 BRAZILE T 2pt FG in the paint, layup missed			
10:13				5 YODER L defensive rebound (3)
09:50				12 WADDLES L 3pt FG , jump shot missed
09:48	defensive rebound (32)			
09:48	12 DUNNING JR. B substitution out			
09:48	15 MITCHELL M substitution in			
09:36	4 DAVIS D turnover bad pass (4)			
09:14		<b>56-42</b>	<b>14</b>	4 NELSON G 2pt FG from turnover in the paint, dunk, made (9)
08:50	1 COUNCIL IV R 2pt FG outside the paint, jump shot missed			
08:47				5 YODER L defensive rebound (4)
08:43		<b>56-44</b>	<b>12</b>	4 NELSON G 2pt FG fast break in the paint, dunk, made (11)
08:43				5 YODER L assist (2)
08:43	2 BRAZILE T foul shooting (2 - 8)			4 NELSON G foul drawn (4)
08:43		<b>56-45</b>	<b>11</b>	4 NELSON G free throw fast break 1 - 1 made (12)
08:17	1 COUNCIL IV R 2pt FG in the paint, driving layup made (19)	<b>58-45</b>	<b>13</b>	
08:17	1 COUNCIL IV R foul drawn (3)			14 SKUNBERG B foul shooting (2 - 6)
08:17	5 PINION J substitution out			
08:17	0 BLACK A substitution in			
08:17				22 STREIT J substitution out
08:17				23 MORGAN A substitution in



## North Dakota St. at Arkansas

11/07/22 Bud Walton Arena, Fayetteville, Ark.

2022-23 Men's Basketball

Game Time: 7:00 PM

Game Duration: 1:56

Attendance: 19,200

Officials: Steven Anderson, Josue Nieves, Hunter Allen

Game Time	ARK	Score	Diff	NDSU
08:17	1 COUNCIL IV R free throw 1 - 1 missed			
08:15				4 NELSON G defensive rebound (4)
07:58		<b>58-47</b>	<b>11</b>	14 SKUNBERG B 2pt FG outside the paint, jump shot made (16)
07:33	4 DAVIS D turnover lost ball (5)			23 MORGAN A steal (2)
07:16				14 SKUNBERG B 2pt FG from turnover outside the paint, jump shot blocked
07:16	1 COUNCIL IV R block (1)			
07:12	1 COUNCIL IV R defensive rebound (3)			
07:05	15 MITCHELL M 2pt FG in the paint, layup made (6)	<b>60-47</b>	<b>13</b>	
06:47				12 WADDLES L 3pt FG , jump shot missed
06:43	0 BLACK A defensive rebound (7)			
06:32	1 COUNCIL IV R 2pt FG in the paint, driving layup made (21)	<b>62-47</b>	<b>15</b>	
06:32	2 BRAZILE T assist (1)			
06:32	1 COUNCIL IV R foul drawn (4)			14 SKUNBERG B foul shooting (3 - 7)
06:32	Timeout media			
06:32				12 WADDLES L substitution out
06:32				11 WHITE J substitution in
06:32	1 COUNCIL IV R free throw 1 - 1 made (22)	<b>63-47</b>	<b>16</b>	
06:18		<b>63-49</b>	<b>14</b>	4 NELSON G 2pt FG in the paint, layup made (14)
05:56	4 DAVIS D 2pt FG outside the paint, floating jump shot made (14)	<b>65-49</b>	<b>16</b>	
05:50	15 MITCHELL M steal (3)			23 MORGAN A turnover lost ball (3)
05:50				23 MORGAN A substitution out
05:50				22 STREIT J substitution in
05:33	15 MITCHELL M 2pt FG from turnover in the paint, jump shot made (8)	<b>67-49</b>	<b>18</b>	
05:13				4 NELSON G 2pt FG in the paint, layup missed
05:09	15 MITCHELL M defensive rebound (3)			
04:54	4 DAVIS D 2pt FG outside the paint, jump shot missed			
04:51				4 NELSON G defensive rebound (5)
04:44		<b>67-51</b>	<b>16</b>	11 WHITE J 2pt FG outside the paint, jump shot made (6)
04:44				5 YODER L assist (3)
04:17	1 COUNCIL IV R turnover lost ball (1)			
04:13	1 COUNCIL IV R substitution out			
04:13	12 DUNNING JR. B substitution in			
04:10				5 YODER L 3pt FG from turnover, jump shot missed
04:07				11 WHITE J offensive rebound (2)
03:59		<b>67-54</b>	<b>13</b>	4 NELSON G 3pt FG from turnover second chance, jump shot made (17)
03:59				5 YODER L assist (4)
03:27	2 BRAZILE T 2pt FG in the paint, turnaround jump shot made (18)	<b>69-54</b>	<b>15</b>	
03:16				14 SKUNBERG B 2pt FG in the paint, layup missed
03:12	15 MITCHELL M defensive rebound (4)			
02:42	4 DAVIS D 2pt FG outside the paint, jump shot missed			
02:39				22 STREIT J defensive rebound (4)
02:24				4 NELSON G 2pt FG in the paint, turnaround jump shot missed
02:23	2 BRAZILE T defensive rebound (10)			
02:23	2 BRAZILE T turnover travel (2)			
02:23	Timeout media			
02:23	12 DUNNING JR. B substitution out			



**North Dakota St. at Arkansas**

11/07/22 Bud Walton Arena, Fayetteville, Ark.  
2022-23 Men's Basketball

**Game Time:** 7:00 PM  
**Game Duration:** 1:56  
**Attendance:** 19,200

**Officials:** Steven Anderson, Josue Nieves, Hunter Allen

Game Time	ARK	Score	Diff	NDSU
02:23	1 COUNCIL IV R substitution in			
02:23				22 STREIT J substitution out
02:23				23 MORGAN A substitution in
02:03				4 NELSON G 3pt FG from turnover, jump shot missed
02:00				offensive dead ball rebound (3)
02:00	1 COUNCIL IV R foul personal (1 - 9)			14 SKUNBERG B foul drawn (5)
02:00				11 WHITE J substitution out
02:00				23 MORGAN A substitution out
02:00				2 MILLER T substitution in
02:00				22 STREIT J substitution in
02:00		<b>69-55</b>	<b>14</b>	14 SKUNBERG B 1&1 free throw 1 made (17)
02:00				14 SKUNBERG B 1&1 free throw 2 missed
01:59	2 BRAZILE T defensive rebound (11)			
01:44	4 DAVIS D foul drawn (4)			14 SKUNBERG B foul shooting (4 - 8)
01:44	4 DAVIS D free throw 1 - 2 made (15)	<b>70-55</b>	<b>15</b>	
01:44	0 BLACK A substitution out			
01:44	12 DUNNING JR. B substitution in			
01:44				2 MILLER T substitution out
01:44				22 STREIT J substitution out
01:44				11 WHITE J substitution in
01:44				23 MORGAN A substitution in
01:44	4 DAVIS D free throw 2 - 2 made (16)	<b>71-55</b>	<b>16</b>	
01:27				4 NELSON G 2pt FG in the paint, jump shot missed
01:24	2 BRAZILE T defensive rebound (12)			
01:15	4 DAVIS D 2pt FG in the paint, layup missed			
01:15				4 NELSON G defensive rebound (6)
01:15	15 MITCHELL M foul personal (4 - 10)			4 NELSON G foul drawn (5)
01:15				4 NELSON G free throw fast break 1 - 2 missed
01:15				offensive dead ball rebound (4)
01:15				11 WHITE J substitution out
01:15				23 MORGAN A substitution out
01:15				2 MILLER T substitution in
01:15				22 STREIT J substitution in
01:15				4 NELSON G free throw fast break 2 - 2 missed
01:13	4 DAVIS D defensive rebound (6)			
00:46	2 BRAZILE T 3pt FG , jump shot made (21)	<b>74-55</b>	<b>19</b>	
00:46	1 COUNCIL IV R assist (2)			
00:31	jump ball situation			
00:31	12 DUNNING JR. B steal (1)			14 SKUNBERG B turnover lost ball (4)
00:09	4 DAVIS D 2pt FG from turnover in the paint, floating jump shot made (18)	<b>76-55</b>	<b>21</b>	
00:03		<b>76-58</b>	<b>18</b>	2 MILLER T 3pt FG , jump shot made (3)
00:03				14 SKUNBERG B assist (1)
<b>END OF GAME</b>				
<b>ARK 76-58 NDSU</b>				



**North Dakota St. at Arkansas**

11/07/22 Bud Walton Arena, Fayetteville, Ark.  
2022-23 Men's Basketball

**Game Time:** 7:00 PM  
**Game Duration:** 1:56  
**Attendance:** 19,200

**Officials:** Steven Anderson, Josue Nieves, Hunter Allen

**North Dakota St. - 32**

NO.	Name	F	Min	FG			3P			FT			Rebounds			Fouls		TP	AS	TO	ST	Blocks		+/-
				M-A	M-A	M-A	OR	DR	TOT	PF	FD	BS	BA											
4	Grant Nelson	F	15:15	4-8	1-2	5-7	0	4	4	2	4	14	0	4	1	0	1	0	0	0	0	0	-9	
23	Andrew Morgan	F	09:48	0-3	0-1	1-2	0	0	0	1	1	1	0	1	1	1	1	1	1	0	1	0	-15	
5	Luke Yoder	G	17:23	1-2	0-1	0-0	0	2	2	0	0	2	4	0	0	0	0	0	0	0	0	0	-11	
12	Lance Waddles	G	10:51	1-4	1-3	0-0	0	1	1	1	0	3	0	0	0	0	0	0	0	0	0	0	-8	
14	Boden Skunberg	G	17:22	3-7	0-0	1-2	0	0	0	3	2	7	1	2	2	0	0	1	0	0	1	-8		
2	Tajavis Miller		06:46	1-1	1-1	0-0	0	2	2	0	1	3	0	0	1	0	0	0	0	0	0	0	-3	
11	Jacari White		07:38	1-4	0-0	0-0	1	1	2	0	0	2	0	0	0	0	0	0	0	0	0	0	0	
22	Joshua Streit		10:12	0-0	0-0	0-0	2	1	3	1	2	0	0	0	0	0	0	0	0	0	0	0	5	
33	Sam Hastreiter		04:45	0-1	0-1	0-0	0	0	0	0	0	0	0	0	0	0	0	0	0	0	0	0	-1	
Team							0	1	1			0			0									
<b>Totals</b>				11-30	3-9	7-11	3	12	15	8	10	32	5	5	1	0	2						-10	

Shooting By Period		
2 <sup>nd</sup> FG%	11-30	36.7%
3PT%	3-9	33.3%
FT%	7-11	63.6%
GM FG%	11-30	36.7%
3PT%	3-9	33.3%
FT%	7-11	63.6%

Dead Ball Rebounds: 2, 0

Technical Fouls::NONE

**Arkansas - 42**

NO.	Name	F	Min	FG			3P			FT			Rebounds			Fouls		TP	AS	TO	ST	Blocks		+/-
				M-A	M-A	M-A	OR	DR	TOT	PF	FD	BS	BA											
15	Makhi Mitchell	F	10:29	2-2	0-0	0-0	0	2	2	2	0	4	0	0	0	2	0	0	0	2	0	0	3	
20	Kamani Johnson	F	01:59	0-0	0-0	0-0	0	0	0	1	0	0	0	0	0	0	0	0	0	0	0	0	-1	
0	Anthony Black	G	13:01	0-0	0-0	0-0	0	5	5	2	1	0	1	0	1	0	1	1	1	0	1	0	10	
1	Ricky Council IV	G	18:10	6-8	1-1	1-2	0	2	2	1	2	14	1	1	1	0	1	0	1	0	1	0	11	
4	Davonte Davis	G	20:00	3-8	0-2	4-4	0	2	2	0	2	10	0	2	1	0	0	2	1	0	0	0	10	
2	Trevon Brazile		19:19	5-8	2-3	2-3	0	5	5	2	3	14	1	2	0	0	0	0	0	0	0	0	9	
13	Jordan Walsh		06:21	0-0	0-0	0-0	0	0	0	2	0	0	2	0	0	0	0	0	0	0	0	0	11	
12	Barry Dunning Jr.		08:31	0-1	0-0	0-0	0	0	0	0	0	0	0	0	0	1	0	0	1	0	0	0	2	
5	Joseph Pinion		02:10	0-0	0-0	0-0	0	0	0	0	0	0	0	0	0	0	0	0	0	0	0	0	-5	
Team							0	2	2			0			0									
<b>Totals</b>				16-27	3-6	7-9	0	18	18	10	8	42	5	5	5	5	2	0	10					

Shooting By Period		
2 <sup>nd</sup> FG%	16-27	59.3%
3PT%	3-6	50.0%
FT%	7-9	77.8%
GM FG%	16-27	59.3%
3PT%	3-6	50.0%
FT%	7-9	77.8%

Dead Ball Rebounds: 1, 0

Technical Fouls::NONE

	NDSU	ARK
<b>Biggest lead</b>	0 (1 <sup>st</sup> 20:00)	21 (2 <sup>nd</sup> 11:35)
<b>Best Scoring Run</b>	10(2 <sup>nd</sup> 8:43)	11(2 <sup>nd</sup> 15:39)
<b>Lead Changes</b>	0	
<b>Times Tied</b>	0	
<b>Time with Lead</b>	00:00	19:36

Points from	NDSU	ARK
<b>Turnovers</b>	6	7
<b>Paint</b>	12	24
<b>Second Chance</b>	6	0
<b>Fast Breaks</b>	5	3
<b>Bench</b>	5	14

	Period by Period Scoring		
	1st	2nd	TOT
<b>NDSU</b>	26	32	58
<b>ARK</b>	34	42	76



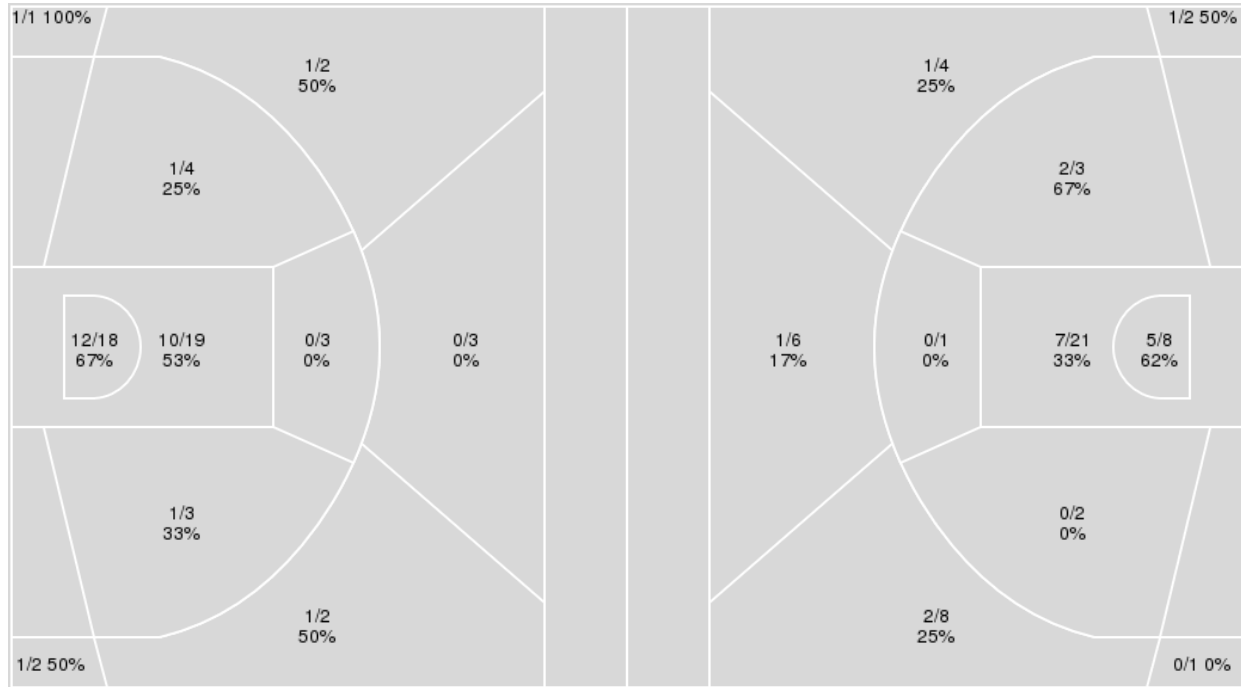
**Officials:** Steven Anderson, Josue Nieves, Hunter Allen

{ Players => All; } FG Types => All; Results => All;

{ Players => 0, 2, 4, 5, 10, 11, 12, 14, 22, 23, 24, 33, 34; } FG Types => All; Results => All;

**Arkansas**

**North Dakota St.**



Arkansas	M/A	%
Field Goals	28/57	49
2 Points	24/47	51
3 Points	4/10	40
Free Throws	16/23	70

North Dakota St.	M/A	%
Field Goals	19/56	34
2 Points	14/35	40
3 Points	5/21	24
Free Throws	15/23	65



**North Dakota St. at Arkansas**

11/07/22 Bud Walton Arena, Fayetteville, Ark.  
2022-23 Men's Basketball

**Game Time:** 7:00 PM  
**Game Duration:** 1:56  
**Attendance:** 19,200

**Officials:** Steven Anderson, Josue Nieves, Hunter Allen

**North Dakota St.**

No	Name	Mins		Score		Points Diff		Points per Min		Assists		Rebounds		Steals		Turnovers	
		On	Off	On	Off	On	Off	On	Off	On	Off	On	Off	On	Off	On	Off
2	Tajavis Miller	18:52	21:08	29 - 35	29 - 41	-6	-12	1.54	1.37	3	4	17	18	2	3	5	9
4	Grant Nelson	21:17	18:43	35 - 48	23 - 28	-13	-5	1.64	1.23	5	2	15	20	2	3	11	3
5	Luke Yoder	30:40	09:20	45 - 66	13 - 10	-21	3	1.47	1.39	7	0	23	12	2	3	10	4
11	Jacari White	14:21	25:39	20 - 18	38 - 58	2	-20	1.39	1.48	2	5	16	19	3	2	5	9
12	Lance Waddles	21:42	18:18	30 - 43	28 - 33	-13	-5	1.38	1.53	4	3	18	17	3	2	8	6
14	Boden Skunberg	35:30	04:30	50 - 67	8 - 9	-17	-1	1.41	1.78	5	2	31	4	5	0	14	0
22	Joshua Streit	15:33	24:27	22 - 23	36 - 53	-1	-17	1.41	1.47	4	3	15	20	2	3	5	9
23	Andrew Morgan	24:27	15:33	36 - 53	22 - 23	-17	-1	1.47	1.41	3	4	20	15	3	2	9	5
33	Sam Hastreiter	17:38	22:22	23 - 27	35 - 49	-4	-14	1.30	1.56	2	5	20	15	3	2	3	11

**Arkansas**

No	Name	Mins		Score		Points Diff		Points per Min		Assists		Rebounds		Steals		Turnovers	
		On	Off	On	Off	On	Off	On	Off	On	Off	On	Off	On	Off	On	Off
0	Anthony Black	30:14	09:46	55 - 41	21 - 17	14	4	1.82	2.15	8	2	31	9	9	2	10	1
1	Ricky Council IV	36:18	03:42	72 - 52	4 - 6	20	-2	1.98	1.08	9	1	35	5	11	0	10	1
2	Trevon Brazile	32:20	07:40	61 - 49	15 - 9	12	6	1.89	1.96	9	1	35	5	5	6	7	4
4	Davonte Davis	39:04	00:56	75 - 55	1 - 3	20	-2	1.92	1.07	10	0	40	0	11	0	11	0
5	Joseph Pinion	03:08	36:52	5 - 9	71 - 49	-4	22	1.60	1.93	0	10	2	38	0	11	1	10
12	Barry Dunning Jr.	08:31	31:29	15 - 13	61 - 45	2	16	1.76	1.94	2	8	10	30	2	9	2	9
13	Jordan Walsh	18:20	21:40	32 - 20	44 - 38	12	6	1.75	2.03	4	6	21	19	4	7	5	6
15	Makhi Mitchell	19:39	20:21	40 - 35	36 - 23	5	13	2.04	1.77	5	5	14	26	7	4	5	6
20	Kamani Johnson	09:26	30:34	17 - 13	59 - 45	4	14	1.80	1.93	1	9	7	33	5	6	4	7
23	Derrian Ford	03:00	37:00	8 - 3	68 - 55	5	13	2.67	1.84	2	8	5	35	1	10	0	11

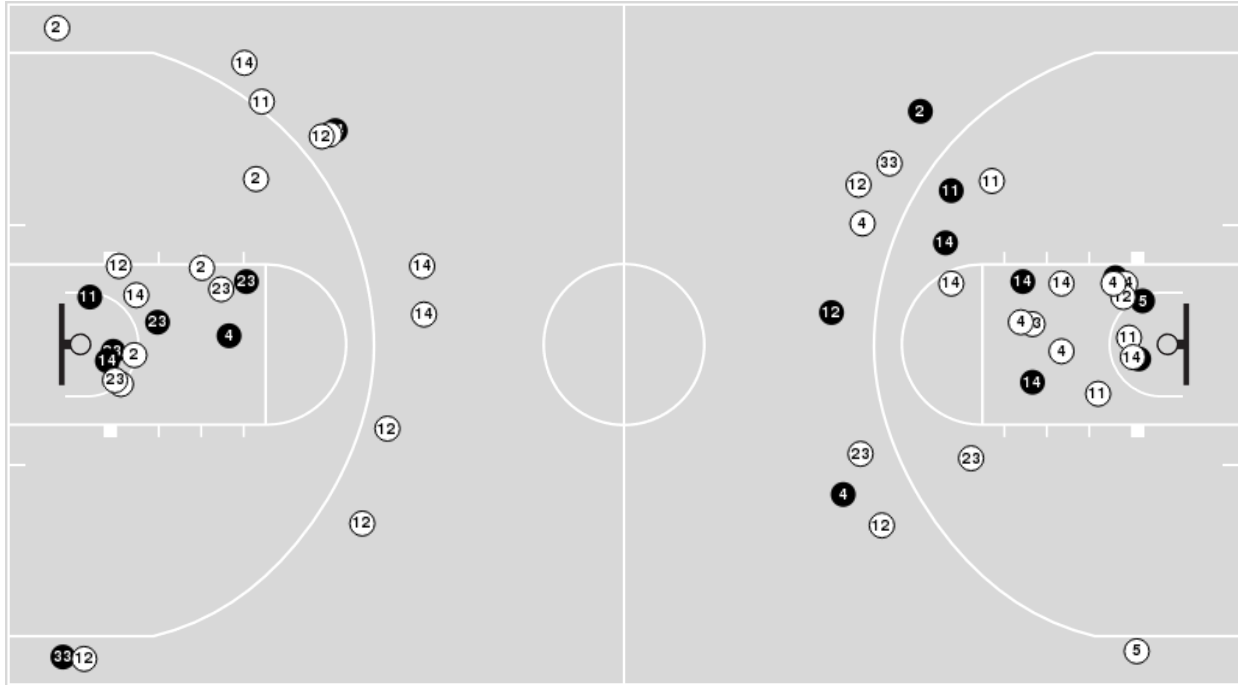




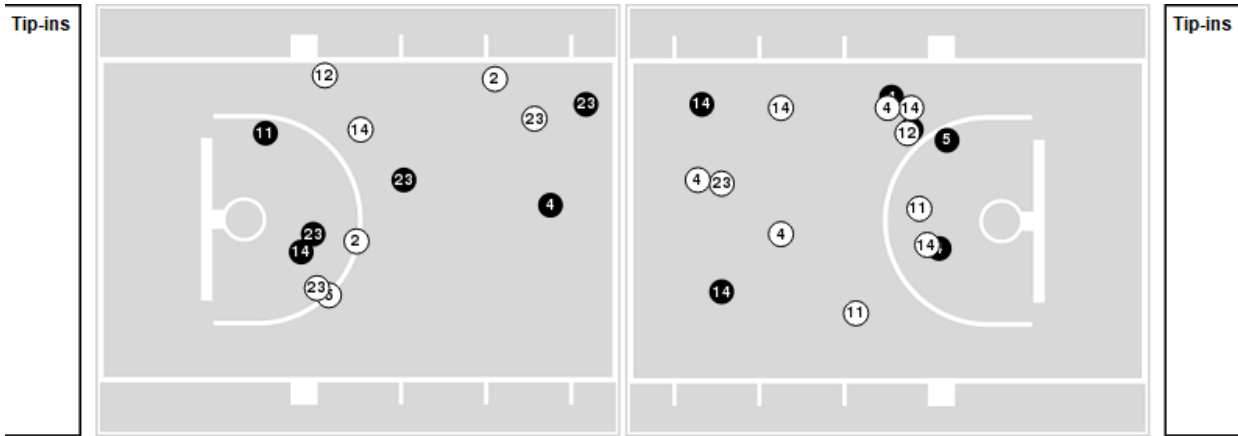
Players => 0, 2, 4, 5, 10, 11, 12, 14, 22, 23, 24, 33, 34 FG Types=>All Results=>All

**North Dakota St.**

**All Field Goals**



**Blow Up Chart**



**N** Made    **O** Missed    N - Player Number

North Dakota St.	M/A	%
Field Goals	19/56	34
2 Points	14/35	40
3 Points	5/21	24
Free Throws	15/23	65

North Dakota St.	M/A	%
Points in the Paint	24 (12 / 29)	41
Fast Break Points	10 (6/8)	75
Second Chance Points	9 (6/13)	46
Effective FG%	38	

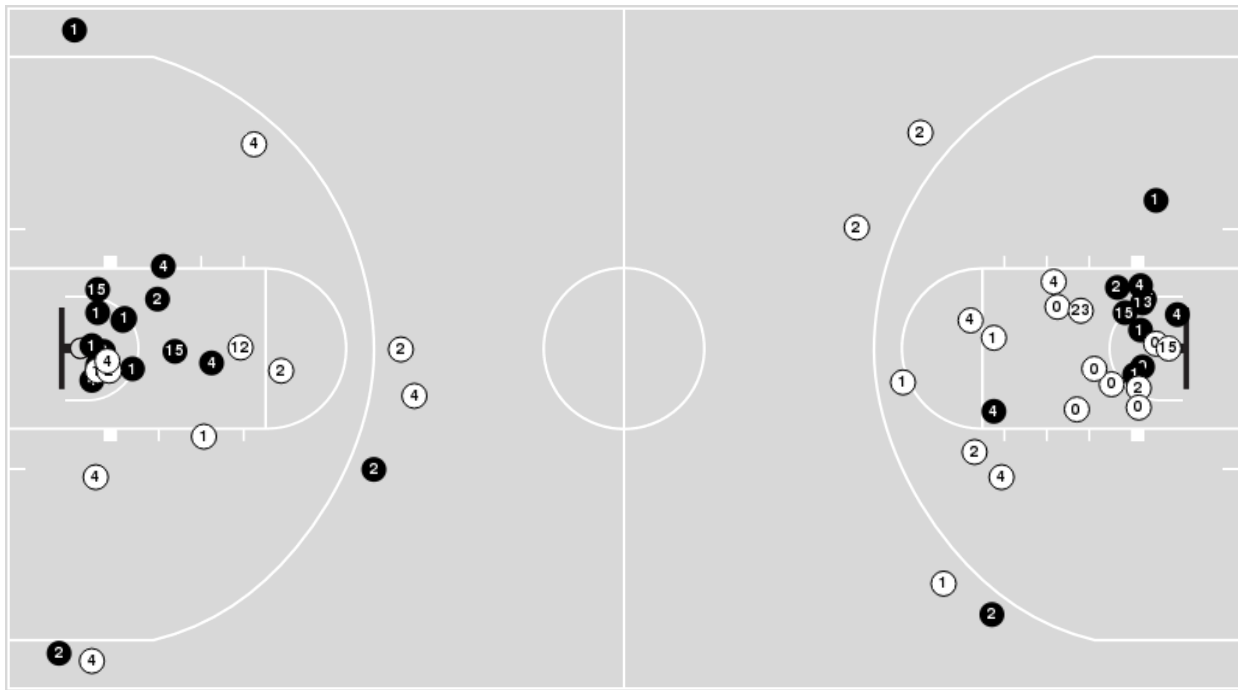


**Officials:** Steven Anderson, Josue Nieves, Hunter Allen

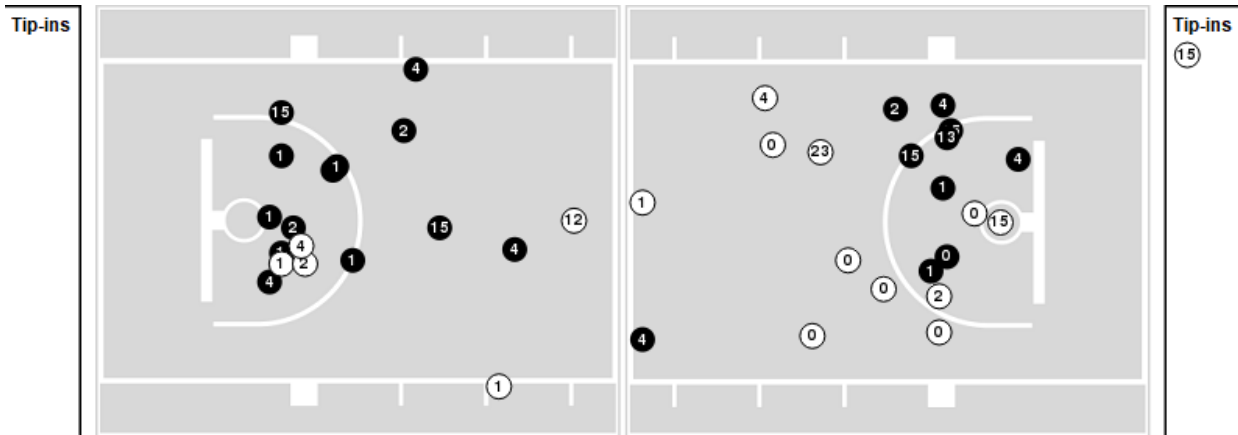
Players => AllFG Types=>AllResults=>All

**Arkansas**

**All Field Goals**



**Blow Up Chart**



● Made    ○ Missed    N - Player Number

Arkansas	M/A	%
Field Goals	28/57	49
2 Points	24/47	51
3 Points	4/10	40
Free Throws	16/23	70

Arkansas	M/A	%
Points in the Paint	44 (22 / 37)	59
Fast Break Points	9 (6/9)	67
Second Chance Points	8 (5/7)	71
Effective FG%	53	



**North Dakota St. at Arkansas**

11/07/22 Bud Walton Arena, Fayetteville, Ark.  
2022-23 Men's Basketball

**Game Time:** 7:00 PM  
**Game Duration:** 1:56  
**Attendance:** 19,200

**Officials:** Steven Anderson, Josue Nieves, Hunter Allen

**North Dakota St.**

Lineup	Quarter On	Time On	Quarter Off	Time Off	Time on Court	Score	Score Diff	Reb	Stl	Tov	Ass	PPP
4- Nelson G/ 5- Yoder L/ 12- Waddles L/ 14- Skunberg B/ 23- Morgan A/ 2- Miller T/ 4- Nelson G/ 5- Yoder L/ 14- Skunberg B/ 22- Streit J/	1	20:00	1	16:23	03:37	5-9	-4	2	1	4	1	0.7143
2- Miller T/ 4- Nelson G/ 11- White J/ 14- Skunberg B/ 22- Streit J/	1	16:23	1	16:10	00:13	2-0	2	0	0	0	0	2.0000
2- Miller T/ 11- White J/ 14- Skunberg B/ 23- Morgan A/ 33- Hastreiter S/	1	16:10	1	15:14	00:56	1-3	-2	2	0	1	0	0.4098
2- Miller T/ 5- Yoder L/ 12- Waddles L/ 23- Morgan A/ 33- Hastreiter S/	1	15:14	1	13:58	01:16	3-2	1	1	0	0	0	2.2727
2- Miller T/ 5- Yoder L/ 12- Waddles L/ 14- Skunberg B/ 22- Streit J/	1	13:58	1	12:06	01:52	3-2	1	2	0	0	1	1.0000
2- Miller T/ 5- Yoder L/ 12- Waddles L/ 14- Skunberg B/ 22- Streit J/	1	12:06	1	11:01	01:05	0-1	-1	0	0	0	0	0.0000
5- Yoder L/ 12- Waddles L/ 14- Skunberg B/ 22- Streit J/ 33- Hastreiter S/	1	11:01	1	10:28	00:33	0-0	0	2	0	0	0	0.0000
11- White J/ 12- Waddles L/ 14- Skunberg B/ 22- Streit J/ 33- Hastreiter S/	1	10:28	1	10:08	00:20	0-0	0	1	0	0	0	0.0000
11- White J/ 12- Waddles L/ 14- Skunberg B/ 23- Morgan A/ 33- Hastreiter S/	1	10:08	1	08:19	01:49	3-2	1	1	1	1	0	0.8721
2- Miller T/ 11- White J/ 14- Skunberg B/ 22- Streit J/ 33- Hastreiter S/	1	08:19	1	07:24	00:55	0-0	0	0	2	0	0	0.0000
2- Miller T/ 4- Nelson G/ 11- White J/ 14- Skunberg B/ 23- Morgan A/	1	07:24	1	06:08	01:16	2-2	0	2	0	1	0	0.8197
2- Miller T/ 11- White J/ 14- Skunberg B/ 23- Morgan A/ 33- Hastreiter S/	1	06:08	1	05:57	00:11	1-0	1	1	0	0	0	3.1250
2- Miller T/ 11- White J/ 14- Skunberg B/ 22- Streit J/ 33- Hastreiter S/	1	05:57	1	05:57	00:00	1-0	1	0	0	0	0	2.2727
2- Miller T/ 5- Yoder L/ 14- Skunberg B/ 22- Streit J/ 33- Hastreiter S/	1	05:57	1	05:10	00:47	0-3	-3	0	0	0	0	0.0000
5- Yoder L/ 12- Waddles L/ 14- Skunberg B/ 23- Morgan A/ 33- Hastreiter S/	1	05:10	1	04:53	00:17	0-0	0	1	0	1	0	0.0000
5- Yoder L/ 12- Waddles L/ 14- Skunberg B/ 22- Streit J/ 33- Hastreiter S/	1	04:53	1	04:44	00:09	0-1	-1	0	0	0	0	0.0000
5- Yoder L/ 12- Waddles L/ 14- Skunberg B/ 23- Morgan A/ 33- Hastreiter S/	1	04:44	1	03:35	01:09	0-1	-1	2	0	0	0	0.0000
2- Miller T/ 5- Yoder L/ 14- Skunberg B/ 23- Morgan A/ 33- Hastreiter S/	1	03:35	1	02:07	01:28	3-3	0	1	0	0	0	1.0417
2- Miller T/ 5- Yoder L/ 14- Skunberg B/ 22- Streit J/ 33- Hastreiter S/	1	02:07	1	01:44	00:23	0-2	-2	0	0	1	0	0.0000
2- Miller T/ 5- Yoder L/ 14- Skunberg B/ 23- Morgan A/ 33- Hastreiter S/	1	01:44	2	20:00	01:44	2-3	-1	2	0	0	0	1.0000
4- Nelson G/ 5- Yoder L/ 12- Waddles L/ 14- Skunberg B/ 23- Morgan A/ 2- Miller T/ 4- Nelson G/ 11- White J/ 14- Skunberg B/ 22- Streit J/	2	20:00	2	16:09	03:51	5-14	-9	1	0	1	0	0.7396
2- Miller T/ 4- Nelson G/ 11- White J/ 14- Skunberg B/ 22- Streit J/	2	16:09	2	15:39	00:30	0-0	0	0	0	1	0	0.0000
2- Miller T/ 11- White J/ 14- Skunberg B/ 22- Streit J/ 33- Hastreiter S/	2	15:39	2	13:32	02:07	2-1	1	4	0	0	0	0.6667
2- Miller T/ 5- Yoder L/ 12- Waddles L/ 23- Morgan A/ 33- Hastreiter S/	2	13:32	2	10:54	02:38	5-7	-2	2	0	0	1	1.0000
4- Nelson G/ 5- Yoder L/ 12- Waddles L/ 14- Skunberg B/ 22- Streit J/	2	10:54	2	08:17	02:37	7-2	5	3	0	1	1	1.3158
4- Nelson G/ 5- Yoder L/ 12- Waddles L/ 14- Skunberg B/ 23- Morgan A/	2	08:17	2	06:32	01:45	2-4	-2	1	1	0	0	0.6667
4- Nelson G/ 5- Yoder L/ 11- White J/ 14- Skunberg B/ 23- Morgan A/	2	06:32	2	05:50	00:42	2-3	-1	0	0	1	0	1.0000
4- Nelson G/ 5- Yoder L/ 11- White J/ 14- Skunberg B/ 22- Streit J/	2	05:50	2	02:23	03:27	5-4	1	3	0	0	2	1.0000
4- Nelson G/ 5- Yoder L/ 11- White J/ 14- Skunberg B/ 23- Morgan A/	2	02:23	2	02:00	00:23	0-0	0	0	0	0	0	0.0000
2- Miller T/ 4- Nelson G/ 5- Yoder L/ 14- Skunberg B/ 22- Streit J/	2	02:00	2	01:44	00:16	1-1	0	0	0	0	0	1.1364
4- Nelson G/ 5- Yoder L/ 11- White J/ 14- Skunberg B/ 23- Morgan A/	2	01:44	2	01:15	00:29	0-1	-1	1	0	0	0	0.0000
2- Miller T/ 4- Nelson G/ 5- Yoder L/ 14- Skunberg B/ 22- Streit J/	2	01:15	2	00:00	01:15	3-5	-2	0	0	1	1	1.2295



**North Dakota St. at Arkansas**

11/07/22 Bud Walton Arena, Fayetteville, Ark.  
2022-23 Men's Basketball

**Game Time:** 7:00 PM  
**Game Duration:** 1:56  
**Attendance:** 19,200

**Officials:** Steven Anderson, Josue Nieves, Hunter Allen

**Arkansas**

Lineup	Quarter On	Time On	Quarter Off	Time Off	Time on Court	Score	Score Diff	Reb	Stl	Tov	Ass	PPP
0- Black A/ 1- Council IV R/ 4- Davis D/ 15- Mitchell M/ 20- Johnson K/	1	20:00	1	16:23	03:37	9-5	4	2	3	1	1	1.1421
0- Black A/ 1- Council IV R/ 2- Brazile T/ 4- Davis D/ 15- Mitchell M/	1	16:23	1	15:34	00:49	3-3	0	1	0	0	1	2.0833
1- Council IV R/ 2- Brazile T/ 4- Davis D/ 13- Walsh J/ 15- Mitchell M/	1	15:34	1	14:54	00:40	1-0	1	0	0	0	0	1.1364
0- Black A/ 1- Council IV R/ 2- Brazile T/ 13- Walsh J/ 15- Mitchell M/	1	14:54	1	13:58	00:56	1-3	-2	0	0	0	0	0.6944
0- Black A/ 2- Brazile T/ 4- Davis D/ 13- Walsh J/ 15- Mitchell M/	1	13:58	1	12:06	01:52	2-3	-1	3	0	0	1	0.6667
0- Black A/ 1- Council IV R/ 2- Brazile T/ 4- Davis D/ 13- Walsh J/	1	12:06	1	09:30	02:36	1-2	-1	4	0	2	0	0.2049
0- Black A/ 1- Council IV R/ 4- Davis D/ 13- Walsh J/ 20- Johnson K/	1	09:30	1	07:24	02:06	2-1	1	3	1	3	0	0.4000
0- Black A/ 1- Council IV R/ 4- Davis D/ 13- Walsh J/ 15- Mitchell M/	1	07:24	1	06:08	01:16	2-2	0	0	1	0	0	1.0000
1- Council IV R/ 2- Brazile T/ 4- Davis D/ 5- Pinion J/ 13- Walsh J/	1	06:08	1	05:10	00:58	3-2	1	1	0	0	0	2.0833
0- Black A/ 1- Council IV R/ 2- Brazile T/ 4- Davis D/ 13- Walsh J/	1	05:10	1	04:44	00:26	0-0	0	1	0	0	0	0.0000
1- Council IV R/ 2- Brazile T/ 4- Davis D/ 13- Walsh J/ 23- Ford D/	1	04:44	1	03:35	01:09	2-0	2	2	0	0	0	1.0638
0- Black A/ 1- Council IV R/ 2- Brazile T/ 4- Davis D/ 23- Ford D/	1	03:35	1	01:44	01:51	6-3	3	3	1	0	2	1.7442
0- Black A/ 1- Council IV R/ 2- Brazile T/ 4- Davis D/ 20- Johnson K/	1	01:44	2	20:00	01:44	2-2	0	2	0	0	0	0.8197
0- Black A/ 1- Council IV R/ 4- Davis D/ 15- Mitchell M/ 20- Johnson K/	2	20:00	2	19:19	00:41	2-1	1	0	1	0	0	2.0000
0- Black A/ 1- Council IV R/ 2- Brazile T/ 4- Davis D/ 20- Johnson K/	2	19:19	2	18:01	01:18	2-4	-2	0	0	0	0	1.0638
0- Black A/ 1- Council IV R/ 2- Brazile T/ 4- Davis D/ 13- Walsh J/	2	18:01	2	14:45	03:16	11-2	9	4	1	0	2	1.7405
0- Black A/ 1- Council IV R/ 2- Brazile T/ 4- Davis D/ 12- Dunning Jr. B/	2	14:45	2	13:32	01:13	0-0	0	2	0	1	0	0.0000
1- Council IV R/ 2- Brazile T/ 4- Davis D/ 12- Dunning Jr. B/ 13- Walsh J/	2	13:32	2	10:27	03:05	7-5	2	3	1	0	1	1.1667
1- Council IV R/ 2- Brazile T/ 4- Davis D/ 5- Pinion J/ 12- Dunning Jr. B/	2	10:27	2	09:48	00:39	0-2	-2	1	0	0	0	0.0000
1- Council IV R/ 2- Brazile T/ 4- Davis D/ 5- Pinion J/ 15- Mitchell M/	2	09:48	2	08:17	01:31	2-5	-3	0	0	1	0	0.6667
0- Black A/ 1- Council IV R/ 2- Brazile T/ 4- Davis D/ 15- Mitchell M/	2	08:17	2	04:13	04:04	9-6	3	3	1	2	1	1.1421
0- Black A/ 2- Brazile T/ 4- Davis D/ 12- Dunning Jr. B/ 15- Mitchell M/	2	04:13	2	02:23	01:50	2-3	-1	2	0	1	0	0.6667
0- Black A/ 1- Council IV R/ 2- Brazile T/ 4- Davis D/ 15- Mitchell M/	2	02:23	2	01:44	00:39	1-1	0	1	0	0	0	2.2727
1- Council IV R/ 2- Brazile T/ 4- Davis D/ 12- Dunning Jr. B/ 15- Mitchell M/	2	01:44	2	00:00	01:44	6-3	3	2	1	0	1	1.7442



**Officials:** Steven Anderson, Josue Nieves, Hunter Allen

**North Dakota St.**

Lineup	Time	Score	Score Diff	Pts/Min	Reb	Stl	Tov	Ass	PPP
4- Nelson G/ 5- Yoder L/ 12- Waddles L/ 14- Skunberg B/ 23- Morgan A/	09:13	12-27	-15	1.3020	4	2	5	1	0.7160
2- Miller T/ 5- Yoder L/ 12- Waddles L/ 23- Morgan A/ 33- Hastreiter S/	04:30	8-9	-1	1.7778	4	0	0	2	1.0000
4- Nelson G/ 5- Yoder L/ 11- White J/ 14- Skunberg B/ 22- Streit J/	03:27	5-4	1	1.4493	3	0	0	2	1.0000
2- Miller T/ 5- Yoder L/ 14- Skunberg B/ 23- Morgan A/ 33- Hastreiter S/	03:12	5-6	-1	1.5625	3	0	0	0	1.0246
2- Miller T/ 11- White J/ 14- Skunberg B/ 22- Streit J/ 33- Hastreiter S/	03:02	3-1	2	0.9890	4	2	0	0	0.5515
4- Nelson G/ 5- Yoder L/ 12- Waddles L/ 14- Skunberg B/ 22- Streit J/	02:37	7-2	5	2.6752	3	0	1	1	1.3158
11- White J/ 12- Waddles L/ 14- Skunberg B/ 23- Morgan A/ 33- Hastreiter S/	01:49	3-2	1	1.6514	1	1	1	0	0.8721
2- Miller T/ 4- Nelson G/ 5- Yoder L/ 14- Skunberg B/ 22- Streit J/	01:44	6-6	0	3.4615	0	0	1	1	1.3889
4- Nelson G/ 5- Yoder L/ 11- White J/ 14- Skunberg B/ 23- Morgan A/	01:34	2-4	-2	1.2766	1	0	1	0	0.4505
2- Miller T/ 11- White J/ 14- Skunberg B/ 23- Morgan A/ 33- Hastreiter S/	01:27	4-2	2	2.7586	2	0	0	0	2.4390
2- Miller T/ 4- Nelson G/ 11- White J/ 14- Skunberg B/ 22- Streit J/	01:26	1-3	-2	0.6977	2	0	2	0	0.2907
5- Yoder L/ 12- Waddles L/ 14- Skunberg B/ 23- Morgan A/ 33- Hastreiter S/	01:26	0-1	-1	0.0000	3	0	1	0	0.0000
2- Miller T/ 4- Nelson G/ 11- White J/ 14- Skunberg B/ 23- Morgan A/	01:16	2-2	0	1.5789	2	0	1	0	0.8197
2- Miller T/ 5- Yoder L/ 14- Skunberg B/ 22- Streit J/ 33- Hastreiter S/	01:10	0-5	-5	0.0000	0	0	1	0	0.0000
2- Miller T/ 5- Yoder L/ 12- Waddles L/ 14- Skunberg B/ 22- Streit J/	01:05	0-1	-1	0.0000	0	0	0	0	0.0000
5- Yoder L/ 12- Waddles L/ 14- Skunberg B/ 22- Streit J/ 33- Hastreiter S/	00:42	0-1	-1	0.0000	2	0	0	0	0.0000
11- White J/ 12- Waddles L/ 14- Skunberg B/ 22- Streit J/ 33- Hastreiter S/	00:20	0-0	0	0.0000	1	0	0	0	0.0000



**Officials:** Steven Anderson, Josue Nieves, Hunter Allen

**Arkansas**

Lineup	Time	Score	Score Diff	Pts/Min	Reb	Stl	Tov	Ass	PPP
0- Black A/ 1- Council IV R/ 2- Brazile T/ 4- Davis D/ 13- Walsh J/	06:18	12-4	8	1.9048	9	1	2	2	1.0309
0- Black A/ 1- Council IV R/ 2- Brazile T/ 4- Davis D/ 15- Mitchell M/	05:32	13-10	3	2.3494	5	1	2	2	1.3320
0- Black A/ 1- Council IV R/ 4- Davis D/ 15- Mitchell M/ 20- Johnson K/	04:18	11-6	5	2.5581	2	4	1	1	1.2387
1- Council IV R/ 2- Brazile T/ 4- Davis D/ 12- Dunning Jr. B/ 13- Walsh J/	03:05	7-5	2	2.2703	3	1	0	1	1.1667
0- Black A/ 1- Council IV R/ 2- Brazile T/ 4- Davis D/ 20- Johnson K/	03:02	4-6	-2	1.3187	2	0	0	0	0.9259
0- Black A/ 1- Council IV R/ 4- Davis D/ 13- Walsh J/ 20- Johnson K/	02:06	2-1	1	0.9524	3	1	3	0	0.4000
0- Black A/ 2- Brazile T/ 4- Davis D/ 13- Walsh J/ 15- Mitchell M/	01:52	2-3	-1	1.0714	3	0	0	1	0.6667
0- Black A/ 1- Council IV R/ 2- Brazile T/ 4- Davis D/ 23- Ford D/	01:51	6-3	3	3.2432	3	1	0	2	1.7442
0- Black A/ 2- Brazile T/ 4- Davis D/ 12- Dunning Jr. B/ 15- Mitchell M/	01:50	2-3	-1	1.0909	2	0	1	0	0.6667
1- Council IV R/ 2- Brazile T/ 4- Davis D/ 12- Dunning Jr. B/ 15- Mitchell M/	01:44	6-3	3	3.4615	2	1	0	1	1.7442
1- Council IV R/ 2- Brazile T/ 4- Davis D/ 5- Pinion J/ 15- Mitchell M/	01:31	2-5	-3	1.3187	0	0	1	0	0.6667
0- Black A/ 1- Council IV R/ 4- Davis D/ 13- Walsh J/ 15- Mitchell M/	01:16	2-2	0	1.5789	0	1	0	0	1.0000
0- Black A/ 1- Council IV R/ 2- Brazile T/ 4- Davis D/ 12- Dunning Jr. B/	01:13	0-0	0	0.0000	2	0	1	0	0.0000
1- Council IV R/ 2- Brazile T/ 4- Davis D/ 13- Walsh J/ 23- Ford D/	01:09	2-0	2	1.7391	2	0	0	0	1.0638
1- Council IV R/ 2- Brazile T/ 4- Davis D/ 5- Pinion J/ 13- Walsh J/	00:58	3-2	1	3.1034	1	0	0	0	2.0833
0- Black A/ 1- Council IV R/ 2- Brazile T/ 13- Walsh J/ 15- Mitchell M/	00:56	1-3	-2	1.0714	0	0	0	0	0.6944
1- Council IV R/ 2- Brazile T/ 4- Davis D/ 13- Walsh J/ 15- Mitchell M/	00:40	1-0	1	1.5000	0	0	0	0	1.1364
1- Council IV R/ 2- Brazile T/ 4- Davis D/ 5- Pinion J/ 12- Dunning Jr. B/	00:39	0-2	-2	0.0000	1	0	0	0	0.0000