

## 2022-23 SCHEDULE / RESULTS

| ARK BARK APPROACH | DATE  | DAY       | OPPONENT           | TV   | TIME (CT) / RESULT |
|-------------------|---|-----------|--------------------|------|--------------------|
|                   | 10/10   | Mon       | NORTH DAKOTA STATE | SEC+ | W 76 58            |
|                   | Fayetteville, Ark.    Bud Walton Arena - Nolan Richardson Court |           |                    |      |                    |
|                   | 10/10   | Fri       | FORDHAM            | SEC+ | W 74 48            |
|                   | Fayetteville, Ark.    Bud Walton Arena - Nolan Richardson Court |           |                    |      |                    |
|                   | 9/10  | 11/16 Wed | SOUTH DAKOTA STATE | SEC+ | W 71 56            |
|                   | Fayetteville, Ark.    Bud Walton Arena - Nolan Richardson Court |           |                    |      |                    |

### MAUI JIM MAUI INVITATIONAL

|  |   |            |                          |            |         |
|--|---|------------|--------------------------|------------|---------|
|  | 9/9   | 11/21 Mon  | vs Louisville            | ESPN2      | W 80 54 |
|  | 9/9   | 11/22 Tues | 10/8 vs Creighton        | ESPN       | L 87 90 |
|  | 9/9   | 11/23 Wed  | 17/19 vs San Diego State | ESPN2 (OT) | W 78 74 |
|  | 11/11   | 11/28 Mon  | TROY                     | SEC        | W 74 61 |
|  | Fayetteville, Ark.    Bud Walton Arena - Nolan Richardson Court |            |                          |            |         |
|  | 11/11   | 12/03 Sat  | SAN JOSE STATE           | SEC        | W 99 58 |
|  | Fayetteville, Ark.    Bud Walton Arena - Nolan Richardson Court |            |                          |            |         |
|  | 9/8   | 12/06 Tues | UNC GREENSBORO           | SEC        | W 65 58 |
|  | Fayetteville, Ark.    Bud Walton Arena - Nolan Richardson Court |            |                          |            |         |

### CRIMSON & CARDINAL CLASSIC

|     |                            |                 |       |      |
|-----|----------------------------|-----------------|-------|------|
| 9/8 | 12/10 Sat                  | - / RV Oklahoma | ESPN2 | Noon |
|     | Tulsa, Okla.    BOK Center |                 |       |      |

|  |   |            |    |         |
|--|---|------------|----|---------|
|  | 12/17 Sat                                     | vs Bradley | -- | 7:00 pm |
|  | North Little Rock, Ark.    Simmons Bank Arena |            |    |         |

|  |   |               |     |         |
|--|---|---------------|-----|---------|
|  | 12/21 Wed   | UNC ASHEVILLE | SEC | 8:00 pm |
|  | Fayetteville, Ark.    Bud Walton Arena - Nolan Richardson Court |               |     |         |

|  |   |          |         |         |
|--|---|----------|---------|---------|
|  | 12/28 Wed   | at LSU * | ESPN2/U | 8:00 pm |
|  | Baton Rouge, La.    Pete Maravich Assembly Center |          |         |         |

|  |   |            |     |         |
|--|---|------------|-----|---------|
|  | 01/04 Wed   | MISSOURI * | SEC | 7:30 pm |
|  | Fayetteville, Ark.    Bud Walton Arena - Nolan Richardson Court |            |     |         |

|  |                               |             |     |         |
|--|-------------------------------|-------------|-----|---------|
|  | 01/07 Sat                     | at Auburn * | SEC | 7:30 pm |
|  | Auburn, Ala.    Neville Arena |             |     |         |

|  |   |           |         |         |
|--|---|-----------|---------|---------|
|  | 01/11 Wed   | ALABAMA * | ESPN2/U | 6:00 pm |
|  | Fayetteville, Ark.    Bud Walton Arena - Nolan Richardson Court |           |         |         |

|  |  |                 |         |         |
|--|--|-----------------|---------|---------|
|  | 01/14 Sat                              | at Vanderbilt * | ESPN2/U | 1:00 pm |
|  | Nashville, Tenn.    Memorial Gymnasium |                 |         |         |

|  |                              |               |     |         |
|--|------------------------------|---------------|-----|---------|
|  | 01/18 Wed                    | at Missouri * | SEC | 8:00 pm |
|  | Columbia, Mo.    Mizou Arena |               |     |         |

|  |   |            |       |          |
|--|---|------------|-------|----------|
|  | 01/21 Sat   | OLE MISS * | ESPN2 | 11:00 am |
|  | Fayetteville, Ark.    Bud Walton Arena - Nolan Richardson Court |            |       |          |

|  |   |       |         |         |
|--|---|-------|---------|---------|
|  | 01/24 Tues  | LSU * | ESPN2/U | 6:00 pm |
|  | Fayetteville, Ark.    Bud Walton Arena - Nolan Richardson Court |       |         |         |

### SEC-BIG 12 CHALLENGE

|  |                                |           |         |           |
|--|--------------------------------|-----------|---------|-----------|
|  | 01/28 Sat                      | at Baylor | ESPN2/U | 3 or 5 pm |
|  | Waco, Texas.    Ferrell Center |           |         |           |

|  |   |             |         |         |
|--|---|-------------|---------|---------|
|  | 01/31 Tues  | TEXAS A&M * | ESPN2/U | 6:00 pm |
|  | Fayetteville, Ark.    Bud Walton Arena - Nolan Richardson Court |             |         |         |

|  |                                       |                     |     |         |
|--|---------------------------------------|---------------------|-----|---------|
|  | 02/04 Sat                             | at South Carolina * | SEC | 2:30 pm |
|  | Columbia, S.C.    Colonial Life Arena |                     |     |         |

|  |  |               |       |         |
|--|--|---------------|-------|---------|
|  | 02/07 Tues   | at Kentucky * | ESPN2 | 8:00 pm |
|  | Lexington, Ky.    Rupp Arena at Central Bank Center - Cawood's Court |               |       |         |

|  |   |                     |         |         |
|--|---|---------------------|---------|---------|
|  | 02/11 Sat   | MISSISSIPPI STATE * | ESPN2/U | 5:00 pm |
|  | Fayetteville, Ark.    Bud Walton Arena - Nolan Richardson Court |                     |         |         |

|  |  |                |         |         |
|--|--|----------------|---------|---------|
|  | 02/15 Wed                                  | at Texas A&M * | ESPN2/U | 8:00 pm |
|  | Bryan-College Station, Texas    Reed Arena |                |         |         |

|  |   |           |       |         |
|--|---|-----------|-------|---------|
|  | 02/18 Sat   | FLORIDA * | ESPN2 | 1:00 pm |
|  | Fayetteville, Ark.    Bud Walton Arena - Nolan Richardson Court |           |       |         |

|  |   |           |     |         |
|--|---|-----------|-----|---------|
|  | 02/21 Tues  | GEORGIA * | SEC | 8:00 pm |
|  | Fayetteville, Ark.    Bud Walton Arena - Nolan Richardson Court |           |     |         |

|  |                                      |              |       |           |
|--|--------------------------------------|--------------|-------|-----------|
|  | 02/25 Sat                            | at Alabama * | ESPN2 | 1 or 3 pm |
|  | Tuscaloosa, Ala.    Coleman Coliseum |              |       |           |

|  |  |                |         |         |
|--|--|----------------|---------|---------|
|  | 02/28 Tues   | at Tennessee * | ESPN2/U | 8:00 pm |
|  | Knoxville, Tenn.    Thompson-Boling Arena - The Summit |                |         |         |

|  |   |            |     |         |
|--|---|------------|-----|---------|
|  | 03/04 Sat   | KENTUCKY * | CBS | 1:00 pm |
|  | Fayetteville, Ark.    Bud Walton Arena - Nolan Richardson Court |            |     |         |

### SEC TOURNAMENT

|  |                                       |     |     |
|--|---------------------------------------|-----|-----|
|  | 03/08-12                              | TBD | TBD |
|  | Nashville, Tenn.    Bridgestone Arena |     |     |

### NCAA 1st & 2nd ROUNDS

|  |  |     |     |
|--|--|-----|-----|
|  | 03/16-19   | TBD | TBD |
|  | March 16 & 18 at: Birmingham • Des Moines • Orlando • Sacramento |     |     |
|  | March 17 & 19 at: Albany • Columbus • Denver • Greensboro        |     |     |

### NCAA REGIONAL

|  |  |     |     |
|--|--|-----|-----|
|  | 03/23-26   | TBD | TBD |
|  | March 23 & 25 at: WEST: Las Vegas • EAST: New York City    |     |     |
|  | March 24 & 26 at: MIDWEST: Kansas City • SOUTH: Louisville |     |     |

### NCAA FINAL FOUR

|  |                               |     |     |
|--|-------------------------------|-----|-----|
|  | 04/01-03                      | TBD | TBD |
|  | Houston, Texas    NRG Stadium |     |     |

### COUNCIL NAMED SEC POW (Dec. 5)

- Ricky Council IV was named the SEC Player of the Week (Dec. 5) after averaging 22.0 points, 3.0 rebounds, and 2.0 steals in wins over Troy and San Jose State.
- He scored 19 of his 27 points, including 13 of the Hogs' final 19 points in a 19-3 run, in the second half against Troy as Arkansas erased a two-point halftime deficit.
- He only missed one shot attempt (5-of-6 FG and 6-of-6 FT) in a 17-point effort against San Jose State. Scored 10 points in a 23-7 run. He added three steals.



# ARKANSAS RAZORBACKS

## GAME 10: ARKANSAS RAZORBACKS VS OKLAHOMA SOONERS

2ND ANNUAL CRIMSON & CARDINAL CLASSIC: DEC. 10, 2022 • SATURDAY • NOON (CT) • TULSA, OKLA. • BOK CENTER (19,199)

@RazorbackMBB @EricP Musselman @ericp musselman /RazorbackMBB www.ArkansasRazorbacks.com



## #9/8 ARKANSAS RAZORBACKS

OVERALL SEC 8-1 0-0 Eric Musselman (San Diego '87) at UA: 81-29 (4th yr)

Collegiate: 191-63 (8th yr)



## - / RV OKLAHOMA SOONERS

OVERALL BIG12 7-2 0-0 Porter Moser (Creighton '90) at OU: 26-18 (2nd)

Career: 319-260 (19th)

### - GAME COVERAGE -

TV: ESPN2

Mark Neely (PxP) || Tim Welsh (Analyst)

RADIO: LEARFIELD RAZORBACK SPORTS NETWORK

Chuck Barrett (PxP) || Matt Zimmerman (Analyst)

Arkansas Gameday App

SATELLITE RADIO:

Sirius: 137 || XM: 190 || SXM App: App/Online Channel 961

ONLINE:

LIVE STATS: Arkansas.StatBroadcast.com

STREAMING VIDEO: Watch ESPN

ESPN 2

ARKANSAS

SiriusXM



## Season 100 for Razorback Basketball

- Arkansas is playing its 100th season of basketball in 2022-23 and the fourth under head coach Eric Musselman.

Arkansas' Overall Record 1,767-984 (.642)

## Season 30 at Bud Walton Arena

- Arkansas is celebrating two other milestones in 2022-23 as it marks the 30th year of playing in Bud Walton Arena and Arkansas recently played its 500th men's basketball game in the facility.

^ Arkansas' Bud Walton Arena All-Time Record 412-91 (.819)

- On Nov. 16, 2022 versus South Dakota State, Arkansas played the 500th men's basketball game in Bud Walton Arena.

- Arkansas has ranked among the NCAA top 30 in attendance in each of the first 29 years at Bud Walton Arena. In each of the last two seasons, Arkansas has led the nation in total attendance.

- With the win over UNC Greensboro, Arkansas:

^ Has won 15 straight overall in Bud Walton Arena.

^ Has won 34 straight non-conference game in Bud Walton Arena.

^ Is 238-23 (.912) vs non-conference opponents in Bud Walton Arena.

^ Is 174-68 (.719) vs SEC opponents in Bud Walton Arena.

## Versus Oklahoma: Crimson & Cardinal Part II

- Border rivals Arkansas and Oklahoma will play the second Crimson and Cardinal Classic - a multi-year series at Tulsa's BOK Center.

- The BOK Center in almost the midway point between the Arkansas (116 miles) and Oklahoma (125 miles) campuses.

- The Arkansas and Oklahoma series includes 29 games dating back to the 1938-39 season. Arkansas owns a 16-13 advantage in the series, including a 5-1 record when the teams play on a neutral court.

- The last time they met was the inaugural Crimson & Cardinal Classic on Dec. 11, 2021 in Tulsa. The Sooners pulled away late for an 88-66 victory.

- Arkansas, ranked #10/12, trimmed a 15-point deficit to three with 9:55 to play but could not stop Oklahoma's hot shooting from 3-point range.

- Arkansas made five straight free throws to make the score 57-54 midway through the second half. The teams went back-and-forth over the next minute and the Sooners led by four (61-57) with 8:57 left after a Davonte Davis jumper. Oklahoma then went on an 11-0 run, thanks to three consecutive 3-pointers and never looked back.

- Oklahoma finished the game making 13-of-22 (.591) from long range and had 18 assists on its 28 made baskets.

- Davis led all scorers with a career-high 26 points, making a career-high four 3's.

### ARKANSAS IN TULSA (11-18 overall)

- Arkansas is 0-1 in Tulsa's BOK Center with last year's loss to Oklahoma.

- OTHER TIMES ARKANSAS HAS PLAYED IN TULSA:

^ Is 9-15 all-time at the University of Tulsa.

^ Is 1-2 all-time at Oral Roberts.

^ Is 1-0 vs Oklahoma State at Tulsa's Mabey Center.

### SERIES INFO:

OVERALL ..... ARK Leads ..... 16-13

Home: ..... (ARK-OPP) ..... 8-5

Away: ..... (ARK-OPP) ..... 3-7

Neutral: ..... (ARK-OPP) ..... 5-1

### LAST 10 MEETINGS:

|          |       |   |       |                    |           |
|----------|-------|---|-------|--------------------|-----------|
| 12/23/00 | 25/18 | L | 88-79 | (OT)               | A         |
| 11/30/01 |       | L | 69-54 |                    | H         |
| 12/15/07 |       | L | 83-72 |                    | A         |
| 12/30/08 | -/4   | W | 96-88 |                    | H         |
| 12/02/09 |       | L | 67-47 |                    | A         |
| 12/01/10 |       | W | 84-74 |                    | H         |
| 12/10/11 |       | L | 78-63 |                    | A         |
| 12/04/12 |       | W | 81-78 |                    | H         |
| 11/23/17 |       | W | 92-83 | N (Portland, Ore.) |           |
| 12/19/21 | 12/-  | L | 66-88 |                    | N (Tulsa) |

### NCAA STAT COMPARISON (BOLD = Leads Conf)

|       |       |                  |      |       |
|-------|-------|------------------|------|-------|
| 78.2  | 88th  | Scoring Off.     | 66.8 | 287th |
| 61.9  | 44th  | Scoring Def.     | 57.9 | 14th  |
| +16.3 | 29th  | Scoring Margin   | +8.9 | 106th |
| .481  | 55th  | FG%              | .493 | 33rd  |
| .395  | 61st  | FG% Def.         | .412 | 116th |
| .309  | 288th | 3PT%             | .381 | 43rd  |
| 5.1   | 331st | 3PT Made/Gm      | 6.8  | 239th |
| .283  | 48th  | 3PT% Def.        | .270 | 22nd  |
| .725  | 107th | FT%              | .708 | 152nd |
| 36.9  | 79th  | Reb./Gm          | 31.3 | 335th |
| +5.4  | 70th  | Reb. Margin      | +2.3 | 171st |
| 0.99  | 203rd | A/TO Ratio       | 1.14 | 116th |
| 13.6  | 176th | Assists/Gm       | 14.0 | 141st |
| +4.4  | 34th  | TO Margin        | -    | -     |
| 18.1  | 21st  | TO Forced        | 10.8 | 328th |
| 17.7  | 231st | Fouls/Gm         | 14.7 | 51st  |
| 4.7   | 48th  | Blocks/Gm        | 3.4  | 162nd |
| 9.7   | 27th  | Steals/Gm        | 5.3  | 297th |
| 25.8  | 94th  | Bench Pts        | 20.9 | 204th |
| .529  | 124th | Effective FG%    | .560 | 41st  |
| 13.1  | 79th  | Fastbreak Pts/Gm | 8.7  | 273rd |



- SEC Minutes Leader (35:49) • 33rd NCAA
- SEC FG Made Leader (61) • 49th NCAA
- #2 SEC Scoring (18.4) • 56th NCAA
- #6 SEC in FG% (.508)



- Only Player in SEC among Top 20 in: Min. - 5th (33:30) Assists - 12th (3.56) FT% - 12th (.750) Steals - 12th (1.78) Pts - 17th (13.11) Def Reb - 14th (4.22) Rebs - 20th (5.44)



- As a starter (2 gms), averaging: - 19.0 ppg - 4.0 assists - 31.5 min - 43% FG - 40% 3PT - 76% FT

# THE RAZORBACKS

| No. | Name                 | Pos.                      | Yr.     | Ht.  | Wt. | Hometown           | High School / Previous School               | Wing Span | Standing Reach | MAX Vertical |
|-----|----------------------|---------------------------|---------|------|-----|--------------------|---|-----------|----------------|--------------|
| 0   | Anthony Black        | G                         | Fr. (4) | 6-7  | 198 | Duncanville, Texas | Duncanville HS                              | 6' 8"     | 8' 6"          | 42.5"        |
| 1   | Ricky Council IV     | G                         | Jr. (3) | 6-6  | 205 | Durham, N.C.       | Southern Durham HS / Wichita State          | 6' 9"     | 8' 6"          | 46"          |
| 2   | Trevon Brazile       | <i>Trev-In "Brazil"</i> F | So. (3) | 6-10 | 212 | Springfield, Mo.   | Kickapoo HS / Missouri                      | 7' 2.5"   | 9' 0"          | 42.5"        |
| 3   | Nick Smith Jr.       | G                         | Fr. (4) | 6-5  | 185 | Jacksonville, Ark. | North Little Rock HS                        | 6' 9"     | 8' 3"          | 40.5"        |
| 4   | Davonte "Devo" Davis | G                         | Jr. (3) | 6-4  | 185 | Jacksonville, Ark. | Jacksonville HS                             | 6' 7"     | 8' 2"          | 36"          |
| 5   | Joseph Pinion        | F                         | Fr. (4) | 6-5  | 190 | Morrilton, Ark.    | Morrilton HS                                | 6' 6.5"   | 8' 2.5"        | 40.5"        |
| 11  | Jalen Graham         | F                         | Sr. (2) | 6-9  | 225 | Phoenix, Ariz.     | Mountain Pointe HS / Arizona State          | 7' 2.5"   | 8' 11"         | 36"          |
| 12  | Barry Dunning Jr.    | G                         | Fr. (4) | 6-6  | 195 | Mobile, Ala.       | McGill-Toolen Catholic HS                   | 7' 0"     | 8' 4.5"        | 47"          |
| 13  | Jordan Walsh         | G/F                       | Fr. (4) | 6-7  | 205 | Desoto, Texas      | Link (Mo.) Academy                          | 7' 2"     | 8' 7.5"        | 46"          |
| 15  | Makhi Mitchell       | <i>Ma-ki</i> F/C          | Sr. (2) | 6-9  | 230 | Washington, D.C.   | Woodrow Wilson HS / Rhode Island            | 7' 4"     | 9' 0"          | 38.5"        |
| 20  | Kamani Johnson       | F                         | Sr. (1) | 6-7  | 230 | Brooklyn, N.Y.     | Holy Spirit (Ga.) Prep School / Little Rock | 6' 9.5"   | 8' 10"         | 35"          |
| 21  | Cade Arbogast        | G                         | Jr. (3) | 6-3  | 180 | Concord, Calif.    | De La Salle HS / Lane (Ore.) CC             | 6' 2.5"   | 7' 11"         | 31"          |
| 22  | Makhel Mitchell      | <i>Ma-kelle</i> F/C       | Sr. (2) | 6-10 | 240 | Washington, D.C.   | Woodrow Wilson HS / Rhode Island            | 7' 4.5"   | 9' 1"          | 34"          |
| 23  | Derrian Ford         | G                         | Fr. (4) | 6-3  | 205 | Magnolia, Ark.     | Magnolia HS                                 | 6' 3.5"   | 8' 1.5"        | 40.5"        |
| 45  | Lawson Blake         | F                         | So. (3) | 6-10 | 235 | Fayetteville, Ark. | Fayetteville HS / Link Year (Mo.) Prep      | 6' 6.5"   | 8' 7"          | 32"          |

( ) - Number in parenthesis indicates total years of eligibility remaining including this season

Head Coach: Eric Musselman (San Diego, 1987)

Assistant Coach: Anthony Ruta (Arizona State, 2012) • *pronounced R00-tah*

Assistant Coach: Gus Argenal (UC Davis, 2004) • *pronounced Are-GIN-nal*

Assistant Coach: Keith Smart (Indiana, 1995)

Director of Operations: Michael Musselman (San Diego, 2018)

Director of Internal Operations: Riley Hall (Arkansas, 2016)

Head Athletic Trainer: Matt Townsend (Idaho, 2017)

GAs: Jake Alburtus • Markus Black • Ty McHone • Dominic Samangy • Trey Smith • Camden Taylor • Reuben Williams

Dir. of Scouting/Assistant to Head Coach: Todd Lee (South Dakota, 1986)

Special Assistant to the Head Coach: Matt Lopez (Grand Canyon, 2018)

Recruiting Coordinator: Ronnie Brewer Jr. (Arkansas, 2015)

Asst. Dir. of Recruiting & Scouting: Blake Wetherington (Murray State, 2017)

Asst. Director for Basketball Operations: Caleb Cline (South Dakota, 2020)

Head Strength Coach: Dave Richardson (Louisiana-Monroe, 1989)



0 • Anthony BLACK  
TBA (Arts & Sciences)



1 • Ricky COUNCIL IV  
Recreation & Sport Mgmt



2 • Trevon BRAZILE  
Communications



3 • Nick SMITH Jr.  
Recreation & Sport Mgmt



4 • Davonte "Devo" DAVIS  
Recreation & Sport Mgmt



5 • Joseph PINION  
TBA (Arts & Sciences)



11 • Jalen GRAHAM  
Sociology



12 • Barry DUNNING Jr.  
TBA (Education)



13 • Jordan WALSH  
TBA (Arts & Sciences)



15 • Makhi MITCHELL  
Food, Nutrition & Health



20 • Kamani JOHNSON  
Communications



21 • Cade ARBOGAST  
Communications



22 • Makhel MITCHELL  
Food, Nutrition & Health



23 • Derrian FORD  
TBA (Education)



45 • Lawson BLAKE  
Exercise Science



Eric MUSSELMAN  
Head Coach



Gus ARGENAL  
Assistant Coach



Keith SMART  
Assistant Coach



Anthony RUTA  
Assistant Coach



Michael MUSSELMAN  
Dir. of Operations



Riley HALL  
Dir. of Internal Ops



Todd LEE  
Dir. of Scouting/Asst to HC



Ronnie BREWER Jr.  
Recruiting Coord.



Matt LOPEZ  
Special Asst to HC



Blake WETHERINGTON  
Asst Dir. Scouting/Recruiting



Caleb CLINE  
Asst Dir. of Ops

## ABOUT ARKANSAS

Location.....Fayetteville, Ark.  
Enrollment.....30,936  
Founded.....1871  
Colors.....Cardinal (PMS 201) and White  
Nickname.....Razorbacks  
Conference.....Southeastern (SEC)  
System President.....Dr. Donald R. Bobbitt (Arkansas, 1980)  
UA Chancellor.....Dr. Charles F. Robinson (Houston, 1987)  
Vice Chancellor / AD.....Hunter Yurachek (Guilford, 1990)  
Faculty Representative.....Paul Adams (LSU, 1992)  
Deputy AD/MBB Admin.....Clayton Hamilton (Arkansas, 1994)  
Arena (Capacity).....Bud Walton Arena (19,200)

## HISTORY

First Year of Basketball.....1923-24  
Seasons.....100th  
Head Coaches.....13  
30-Win / 20-Win Seasons.....5 / 35  
13-plus Conference-Win Seasons.....16  
Overall Conference Championships.....24 (2 SEC, 22 SWC)  
NCAA Tournament Record / App.....48-34 (.585) / 35  
NIT Record / App.....6-5 / 4  
SEC Tournament Record.....29-29

## Most Wins Among SEC Since Muss Arrival

• Since Eric Musselman's arrival, Arkansas leads the SEC in overall wins (81) and overall home wins (53) while ranking second in SEC home wins (21) and third in SEC regular-season only wins (33). **Totals are thru Dec. 7, 2022.**

| OVERALL WINS |    | SEC ONLY WINS |    | OVERALL HOME WINS |    | SEC HOME WINS |    |
|--------------|----|---------------|----|-------------------|----|---------------|----|
| ARK          | 81 | UK            | 37 | ARK               | 53 | LSU           | 22 |
| AUB          | 74 | AUB           | 34 | LSU               | 46 | ARK           | 21 |
| LSU          | 69 | ARK           | 33 | AUB               | 46 | UK            | 21 |
| TENN         | 69 | BAMA          | 33 | UK                | 44 | AUB           | 21 |
| BAMA         | 68 | TENN          | 33 | TENN              | 44 | BAMA          | 20 |
| UK           | 66 | LSU           | 32 | MS ST             | 42 | TENN          | 20 |
| MS ST        | 64 | FLA           | 29 | BAMA              | 39 | MS ST         | 18 |
| FLA          | 60 | MS ST         | 27 | 3 with            | 36 | FLA           | 17 |

## Brazile Out for the Season

- Arkansas sophomore forward Trevon Brazile will miss the remainder of the season after injuring his right knee in the first half of the UNC Greensboro game on Dec. 6.
- After further evaluation Wednesday morning, it was determined that Brazile tore his anterior cruciate ligament (ACL) and will have surgery later this month.
- The Springfield, Mo., native entered the UNCG game as Arkansas' leader in rebounds and blocked shots while ranking third on the team in scoring and free throws attempted. He was the Hogs' first player off the bench in all nine games but ranked fourth in minutes played (29.3 avg.).
- Brazile played just nine minutes with no points, two rebounds and two blocked shots before exiting the UNCG game. For the season, he is averaging 11.8 points, 6.0 rebounds and 1.2 blocked shots.
- Brazile was having a breakout season in his first year at Arkansas after spending his freshman campaign at Missouri. He recorded his first two career double-doubles and posted a career high in points (23), his first three career 20-point games and a career high 12 rebounds.
- As a comparison,
 

|                  |                                       |                       |
|------------------|---------------------------------------|-----------------------|
| AT ARK (9 gms):  | 106 points - making 37 FG with 11 3's | Averaged 6.0 rebounds |
| AT MIZ (24 gms): | 151 points - making 57 FG with 10 3's | Averaged 5.0 rebounds |

## Smith Makes First Start; Scores 22 in 2nd Start

- Nick Smith Jr., missed the first six games due to right knee management and made his official collegiate debut at the 14:08 mark of the first half. He was on a minutes restriction and only played eight minutes (all in the first half).
- Smith made his first collegiate start in the San Jose State win and played 24 minutes. He scored 16 points (3-of-5 and dished out five assists. He scored his first basket – a 3-pointer from the right wing – at the 17:57 mark of the first half.
- The next time out versus UNC Greensboro, Smith pumped in a game-high 22 points thanks to making 9-of-11 from the line. He scored 16 in the second half to lead Arkansas to the come-from-behind win. He added a team-best three assists.
- Propelled Arkansas to the win with a steal, going coast-to-coast and converting an old-fashion 3-pointer for a 7-point lead.

## For Better or Worse

- The back-to-back wins over the Spartans (San Jose State and UNC Greensboro) could not have been more different ... offensively anyway. Arkansas:
  - Led for 32:34 versus San Jose State but led for 7:47 versus UNC Greensboro.
  - Shot a season-highs 62.7% FG and 61.5% 3PT vs San Jose State and a season-low 33.3% FG and just 16.7% 3PT vs UNCG.
  - Has a season-high 22 assists vs San Jose State while having its third single-digit assist game vs UNCG
- **VERSUS SAN JOSE STATE:** Arkansas shot 62.7% (37-of-59) from the field and 61.5% (8-of-13) from 3-point range.
  - It was the best overall FG% shooting night by an Eric Musselman collegiate team. The previous best was his Nevada squad making 61.5% (40-of-65) versus UMass on Nov. 23, 2018.
- (HogStats.com) **Every game in history that Arkansas has shot at least 60% from 2-point range, 60% from 3 (min. 5 attempts) and 80% from the free throw line (min. 15 atts):**
  - 12/02/22 vs San Jose (63.0 / 61.5 / 81.0) • 1/4/1992 vs Auburn (60.0 / 62.5 / 82.1) • 1/21/1991 vs Florida St (63.0 / 62.5 / 84.0)
- **It was the best 3-point shooting percentage night by a Eric Musselman collegiate team (with at least 10 attempts).**
  - His best night was making 6-of-10 (60%) versus Morehead State on Mar. 30, 2016.
  - The previous best by an Arkansas team under Muss was 57.1% versus Georgia (Jan. 9, 2021). NOTE, Arkansas made 6-of-9 (66.7%) in a win over TCU on Jan. 25, 2020.
- **VERSUS UNC GREENSBORO:** Arkansas shot 33.3% (18-of-54) from the field.
  - The 33.3% from the field was a season-low.
  - Arkansas missed its first 8 3-pointers (all in the first half) until Nick Smith Jr., opened the second half with a triple. Arkansas was 3-of-10 from deep in the second half thanks to two key triples by Anthony Black.

## Closing out San Diego State, Troy, San Jose and UNCG

- **SAN DIEGO STATE:** Arkansas was down eight, 61-53, with 5:32 to play in regulation.
  - The Hogs went a 10-2 run to tie the game with 1:26 left.
  - Arkansas was down four (67-63) with 17 seconds left before tying the game with Kamani Johnson's basket at the buzzer.
- **TROY:** Arkansas was only up three, 58-55, with 6:53 left before closing the game on a 19-3 run, including a 17-0 run.
  - Troy's only basket down the stretch was a 3-pointer with 55 seconds left.
  - Ricky Council scored 11 during the 17-0 run and 13 during the 19-3 spurt to close the game.
- **SAN JOSE STATE:** Arkansas was only up three, 44-41, with 17:27 left before closing the game on a 55-17 run.
  - Arkansas had an initial 26-7 run to lead 70-48 with 10:20 left.
  - After a San Jose basket at 9:44, Arkansas went on a 22-6 run to lead 92-56 with 2:41 left.
  - San Jose State's last field goal came at 5:05 - a 3-pointer - and its last points came with 1:52 left with two free throws.
- **UNC GREENSBORO:** Arkansas was down three (49-46) with 5:51 left before going on a 13-3 run to lead by seven with 1:29 left.
  - Arkansas was down 12 late in the first half and five at the break.
  - Overall, Arkansas closed the game with a 19-9 run over the final 5:51.

### ARK IN THE LAST 10 MINUTES (AND OT VS SDSU) LAST 4 GAMES (Trailed at Half in 3 and Trailed with 5 left in 2)

|        |                    |                   |                   |             |   |
|--------|--------------------|-------------------|-------------------|-------------|---|
| • ARK: | 109 pts (27.3 avg) | 32-of-56 FG (57%) | 5-of-10 3PT (50%) | 40-of-50 FT | 11 assists / 10 TO / 7 BLKS / 11 steals |
| • OPP: | 62 pts (15.5 avg)  | 21-of-66 FG (31%) | 9-of-31 3PT (29%) | 11-of-13 FT | 10 assists / 19 TO / 3 BLKS / 4 steals  |

## 2023 NBA MOCK DRAFT BOARDS as of Dec. 7, 2022

### Nick Smith Jr.

|                                |                    |
|--------------------------------|--------------------|
| #3 overall • #1 college player | NBADraftRoom.com   |
| #3 overall • #1 college player | SportingNews.com   |
| #4 overall • #1 college player | ESPN.com           |
| #4 overall • #1 college player | NBCsports.com      |
| #4 overall • #1 college player | BleacherReport.com |
| #5 overall • #2 college player | TankAthon.com      |
| #5 overall • #3 college player | NBADraft.net       |
| #6 overall • #2 college player | Yahoo.com          |
| #6 overall • #2 college player | Babcock Hoops      |
| #6 overall • #3 college player | SI.com             |

### Anthony Black

|                                  |                    |
|----------------------------------|--------------------|
| #3 overall • #1 college player   | NBADraft.net       |
| #4 overall • #3 college player   | NBADraftRoom.com   |
| #6 overall • #3 college player   | BleacherReport.com |
| #8 overall • #4 college player   | Yahoo.com          |
| #11 overall • #7 college player  | ESPN.com           |
| #12 overall • #8 college player  | TankAthon.com      |
| #13 overall • #9 college player  | SI.com             |
| #15 overall • #11 college player | SportingNews.com   |
| #15 overall • #11 college player | Babcock Hoops      |
| #17 overall • #13 college player | NBCsports.com      |

### Jordan Walsh

|                                  |                    |
|----------------------------------|--------------------|
| #22 overall • #17 college player | SI.com             |
| #23 overall • #17 college player | NBADraft.net       |
| #24 overall • #19 college player | NBADraftRoom.com   |
| #41 overall • #29 college player | ESPN.com           |
| #29 overall • #22 college player | SportingNews.com   |
| #39 overall • #31 college player | BleacherReport.com |

### Trevon Brazile

|                                  |                    |
|----------------------------------|--------------------|
| #24 overall • #18 college player | NBADraft.net       |
| #32 overall • #26 college player | Babcock Hoops      |
| #34 overall • #26 college player | BleacherReport.com |
| #50 overall • #38 college player | ESPN.com           |

### Ricky Council IV

|                                  |                    |
|----------------------------------|--------------------|
| #21 overall • #15 college player | NBADraft.net       |
| #28 overall • #22 college player | NBADraftRoom.com   |
| #34 overall • #22 college player | ESPN.com           |
| #48 overall • #39 college player | NBADraft.net       |
| #44 overall • #34 college player | BleacherReport.com |



## TREVON BRAZILE

### Dunk of the Year?

(vs South Dakota State • 1:56 • 2nd Half)

#### THESE POEPL E THINK SO.....

[The Athletic CBB](#)  
[Barstool Sports](#)  
[ESPN SportsCenter](#)  
[Fox News](#)  
[Daniel Gafford](#)  
[Magic Johnson](#)  
[Bobby Portis](#)  
[NCAA March Madness](#)  
[SEC Network \(and Poster\)](#)  
[The Sporting News](#)  
[Sports Illustrated](#)  
[Aaron Torres](#)  
[Jaylin Williams](#)

Also, two media members that have covered Arkansas Athletics for a combined 100 years said it was the best dunk they have ever seen.

## 2022-23 MISCELLANEOUS STATS

### DOUBLE-FIGURE SCORING GAMES

| Player       | 18-19 | 19-20 | 20-21 | 21-22 | 22-23 | Career |
|--------------|-------|-------|-------|-------|-------|--------|
| Black        |       |       |       | 6     | 6     | 6      |
| Brazile      |       |       |       | 4     | 5     | 9      |
| Council IV   |       |       | 5     | 17    | 8     | 30     |
| Davis        |       |       | 14    | 14    | 3     | 31     |
| Dunning Jr.  |       |       |       | 0     | 0     | 0      |
| Graham       |       | 1     | 9     | 15    | 2     | 27     |
| Johnson      | 5     | 15    | RS    | 1     | 0     | 21     |
| Kel Mitchell |       | 0     | 13    | 18    | 1     | 22     |
| Khi Mitchell |       | 1     | 1     | 19    | 2     | 24     |
| Smith Jr.    |       |       |       | 2     | 2     | 2      |
| Walsh        |       |       |       | 2     | 2     | 2      |

### 20+ POINT SCORING GAMES

| Player       | 18-19 | 19-20 | 20-21 | 21-22 | 22-23 | Career |
|--------------|-------|-------|-------|-------|-------|--------|
| Black        |       |       |       | 2     | 2     | 2      |
| Brazile      |       |       |       | 0     | 3     | 3      |
| Davis        |       |       |       | 1     | 1     | 2      |
| Council IV   |       |       | 1     | 3     | 3     | 7      |
| Graham       |       | 0     | 0     | 0     | 0     | 0      |
| Johnson      | 0     | 3     | RS    | 0     | 0     | 3      |
| Kel Mitchell |       | 0     | 1     | 2     | 0     | 3      |
| Khi Mitchell |       | 0     | 0     | 0     | 0     | 0      |
| Smith Jr.    |       |       |       | 1     | 1     | 1      |
| Walsh        |       |       |       | 0     | 0     | 0      |

### 30+/40+ POINT SCORING GAMES

| Player     | 18-19 | 19-20 | 20-21 | 21-22 | 22-23 | Career |
|------------|-------|-------|-------|-------|-------|--------|
| Council IV |       |       | 0/0   | 1/0   | -     | 1 / 0  |
| Johnson    | 0/0   | 2/0   | RS    | 0/0   | -     | 2 / 0  |

### 3+ THREE-POINTERS IN A GAME

| Player     | 18-19 | 19-20 | 20-21 | 21-22 | 22-23 | Career |
|------------|-------|-------|-------|-------|-------|--------|
| Black      |       |       |       | 1     | 1     | 1      |
| Brazile    |       |       |       | 0     | 3     | 3      |
| Council IV |       |       | 0     | 3     | 1     | 4      |
| Davis      |       |       | 1     | 1     | 0     | 2      |
| Pinion     |       |       |       | 0     | 0     | 0      |
| Smith Jr.  |       |       |       | 1     | 1     | 1      |

### DOUBLE FIGURE REBOUNDS GAMES

| Player       | 18-19 | 19-20 | 20-21 | 21-22 | 22-23 | Career |
|--------------|-------|-------|-------|-------|-------|--------|
| Black        |       |       |       | 0     | 0     | 0      |
| Brazile      |       |       |       | 1     | 2     | 3      |
| Council IV   |       |       | 0     | 2     | 0     | 2      |
| Davis        |       |       | 0     | 0     | 1     | 1      |
| Graham       |       | 0     | 3     | 1     | 0     | 4      |
| Johnson      | 1     | 6     | RS    | 0     | 0     | 7      |
| Kel Mitchell |       | 0     | 1     | 2     | 0     | 3      |
| Khi Mitchell |       | 0     | 0     | 0     | 0     | 0      |

### DOUBLE FIGURE ASSISTS GAMES

| Player | 18-19 | 19-20 | 20-21 | 21-22 | 22-23 | Career |
|--------|-------|-------|-------|-------|-------|--------|
| Black  |       |       |       | 0     | 0     | 0      |
| Davis  |       | 0     | 0     | 0     | 0     | 0      |

### DOUBLE-DOUBLES

| Player       | 18-19 | 19-20 | 20-21 | 21-22 | 22-23 | Career |
|--------------|-------|-------|-------|-------|-------|--------|
| Black        |       |       |       | 0     | 0     | 0      |
| Brazile      |       |       |       | 2     | 2     | 2      |
| Council IV   |       |       | 0     | 2     | 0     | 2      |
| Davis        |       |       | 0     | 0     | 1     | 1      |
| Graham       |       | 0     | 3     | 1     | 0     | 4      |
| Johnson      | 0     | 4     | RS    | 0     | 0     | 4      |
| Kel Mitchell |       | 0     | 2     | 1     | 0     | 3      |
| Khi Mitchell |       | 0     | 1     | 7     | 0     | 8      |

### TRIPLE-DOUBLES

| Player | 18-19 | 19-20 | 20-21 | 21-22 | 22-23 | Career |
|--------|-------|-------|-------|-------|-------|--------|
| --     |       |       |       |       |       |        |

### 5+ ASSIST GAMES

| Player       | 18-19 | 19-20 | 20-21 | 21-22 | 22-23 | Career |
|--------------|-------|-------|-------|-------|-------|--------|
| Black        |       |       |       | 4     | 4     | 4      |
| Council IV   |       |       | 0     | 1     | 1     | 2      |
| Davis        |       |       | 2     | 6     | 2     | 10     |
| Graham       |       | 0     | 0     | 2     | 0     | 2      |
| Johnson      | 0     | 3     | RS    | 0     | 0     | 3      |
| Kel Mitchell |       | 0     | 0     | 1     | 0     | 2      |
| Khi Mitchell |       | 0     | 0     | 2     | 0     | 2      |
| Smith Jr.    |       |       |       | 1     | 1     | 1      |
| Walsh        |       |       |       | 0     | 0     | 0      |

### 3+ STEALS IN A GAME

| Player       | 18-19 | 19-20 | 20-21 | 21-22 | 22-23 | Career |
|--------------|-------|-------|-------|-------|-------|--------|
| Black        |       |       |       | 2     | 2     | 2      |
| Council IV   |       |       | 0     | 5     | 2     | 7      |
| Davis        |       |       | 2     | 3     | 1     | 6      |
| Graham       |       | 1     | 0     | 2     | 0     | 3      |
| Johnson      | 1     | 0     | RS    | 0     | 0     | 1      |
| Kel Mitchell |       | 0     | 0     | 1     | 0     | 1      |
| Khi Mitchell |       | 0     | 0     | 2     | 2     | 4      |
| Smith Jr.    |       |       |       | -     | -     | -      |
| Walsh        |       |       |       | 1     | 1     | 1      |

### 3+ BLOCKS IN A GAME

| Player       | 18-19 | 19-20 | 20-21 | 21-22 | 22-23 | Career |
|--------------|-------|-------|-------|-------|-------|--------|
| Black        |       |       |       | 0     | 0     | 0      |
| Brazile      |       |       |       | 5     | 1     | 6      |
| Graham       |       | 2     | 4     | 2     | 0     | 8      |
| Johnson      | 0     | 0     | RS    | 1     | 0     | 1      |
| Kel Mitchell |       | 1     | 6     | 11    | 0     | 18     |
| Khi Mitchell |       | 0     | 0     | 6     | 1     | 7      |

## Second Half Surges Last Five Games

- Arkansas did not back down from adversity at Maui nor the Maui hangover versus Troy.
- Arkansas has trailed at halftime in four of the last five games, taking a leads in the second half after a 12-point, first-half deficit versus Creighton and trailing by 13 and 12 points in the first half in wins over San Diego State and UNC Greensboro.

### • VERSUS CREIGHTON:

- Down 12 with 1:43 left in the first half • Trailing by 6 at halftime • Grabbed 1st lead at 16:14 2nd half • 2nd half featured all 10 lead changes and all 10 ties

1st Half FG: 15-34 (44.1%) 3PT: 0-5 (0.0%) 4 assists 5 TO 3 steals

2nd Half FG: 18-36 (50.0%) 3PT: 8-15 (53.3%) 11 assists 4 TO 5 steals

### • VERSUS SAN DIEGO STATE:

- Down 13 with 5:56 left in the first half • Trailing by 11 with 14:27 left • Only tied the game twice, both inside the final 40 seconds

### • NEVER LED until scoring first in overtime

1st Half FG: 9-22 (40.9%) 3PT: 0-8 (0.0%) 4 assists 10 TO 3 steals

2nd Half FG: 11-29 (37.9%) 3PT: 3-8 (37.5%) 4 assists 6 TO 4 steals

### • VERSUS TROY:

- Down 33-31 at halftime and down three with 6:53 left before finishing the game on a 19-3 run (including a 17-0 spurt).

1st Half FG: 11-26 (42.3%) 3PT: 1-6 (16.7%) TROY: FG: 13-26 (50.0%) 3PT: 6-14 (42.9%)

2nd Half FG: 16-25 (64.0%) 3PT: 2-5 (40.0%) TROY: FG: 11-30 (36.7%) 3PT: 3-14 (21.4%)

### • VERSUS SAN JOSE STATE:

- Only led by three (44-41) at the 17:27 mark of the second half.

1st Half FG: 15-30 (50.0%) 3PT: 3-6 (50.0%) SJSU: FG: 14-31 (45.2%) 3PT: 4-8 (50.0%)

2nd Half FG: 22-29 (75.9%) 3PT: 5-7 (71.4%) SJSU: FG: 9-26 (34.6%) 3PT: 2-11 (18.2%)

### • VERSUS UNC GREENSBORO:

- Trailing by 12 late in the first half, by five at halftime and by three with 5:15 left.

- Arkansas out-scored UNCG 44-32 in the second half (including 19-9 in the final five minutes).

1st Half FG: 9-30 (30.0%) 3PT: 0-8 (0.0%) 4 assists 9 TO 2 steals

2nd Half FG: 9-24 (37.5%) 3PT: 3-10 (30.0%) 5 assists 3 TO 4 steals

### FOR THE SEASON, ARKANSAS FIRST HALF VS SECOND HALF (including OT)

|               | POINTS (AVG) | FG%           | 3PT%        | FT%          | REB (AVG)  | ASSISTS | TO | BLKS | STEALS |
|---------------|--------------|---------------|-------------|--------------|------------|---------|----|------|--------|
| ARK 1st Half: | 295 (32.8)   | 43% (115-267) | 21% (16-73) | 63% (49-77)  | 168 (18.7) | 53      | 71 | 23   | 42     |
| ARK 2nd Half: | 398 (44.2)   | 53% (135-252) | 40% (30-75) | 77% (98-126) | 158 (17.6) | 64      | 49 | 19   | 43     |
| OPP 1st Half  | 273 (30.3)   | 41% (102-248) | 29% (27-91) | 61% (42-68)  | 153 (17.0) | 43      | 81 | 10   | 37     |
| OPP 2nd Half  | 277 (30.8)   | 38% (92-241)  | 26% (21-79) | 74% (72-97)  | 127 (14.1) | 39      | 80 | 8    | 18     |

## Just a Minute ... or 20 ... or 40

- Arkansas has three players among the SEC top 15 in minutes played.

- Ricky Council IV 1st - 35:82

- Anthony Black 5th - 33:49

- Davonte Davis 13th - 30:13

- Ricky Council played all 40 minutes versus Creighton and, the next day, 41:03 in the overtime win over San Diego State, including all 20 minutes of the second half and all 5 in OT.

### • GAMES A RAZORBACK PLAYED ALL 40 MINUTES IN REGULATION

- Ricky Council IV 1 Creighton

- Anthony Black 1 Troy

### • GAMES A RAZORBACK PLAYED ALL 20 MINUTES IN A HALF

- Ricky Council IV 7 Fordham (1st) • Louisville (1st) • Creighton (1st & 2nd) • San Diego St. (2nd, plus 5 in OT) • Troy (2nd) UNCG (2nd)

- Anthony Black 5 Creighton (2nd) • San Diego St. (2nd, plus 5 in OT) • Troy (1st & 2nd) • UNCG (2nd)

- Jordan Walsh 2 Creighton (2nd) • San Diego St. (2nd, plus 5 in OT)

- Nick Smith Jr. 1 UNCG (1)

- Devo Davis 1 ND State (2nd)

- Trevon Brazile 1 San Diego St. (2nd, plus 5 in OT)

## High Five

- In each of the last four games, a different five-man has come up huge.

### KAMANI VS SAN DIEGO STATE

- After playing just 22 minutes with zero points through the first five games, Kamani Johnson made a huge impact playing the final 19:07 in the come-from-behind win versus San Diego State

- Johnson checked in at the 14:25 mark and the Hogs were down 11 (45-34)

- Tied the game with a tip-in at the buzzer to force overtime

- Finished the game with seven points, seven rebounds and two steals with a +14

- Had four points, four rebounds and two steals in overtime

- Sealed the win two free throws with tree seconds left in OT and stole the inbounds pass for the four-point win.

- Johnson translated that success into playing an Arkansas career-high 32:29 minutes in the Troy game. While he only took three shots and only had three rebounds, he was 6-of-8 at the line and was second on the team with a +14.

### MAKHI VS TROY AND UNCG

- Makhi Mitchell nearly single-handedly kept Arkansas in the game in the first half versus Troy.

- Arkansas trailed by two (33-31) at halftime thanks Khi Mitchell's 10 points (5-of-6 FG) and nine rebounds.

- In the second half, he scored four points and blocked three shots.

- Versus UNCG, Mitchell recorded his first double-double as a Razorback with 13 points and 14 rebounds (seven each half)

- added four blocked shots and two steals

### GRAHAM VS SAN JOSE STATE

- After playing just 27 minutes (and DNP vs Troy) with 20 points through the first seven games, Jalen Graham made a huge impact playing 11:39 minutes – all in the second half.

- When Graham checked in at the 13:31 mark, the Hogs were up 14

- He scored 11 points (4-of-5 FG and 3-of-3 FT) in his 11:39 and the Hogs led by 37 when he checked out (1:52 left)

- Added six rebounds - tying a season high

## Black Heating Up

- While Arkansas struggled from deep in the UNCG win (3-of-10), Anthony Black was 2-of-3 from deep with both triples playing a key role in the win.
  - First, he capped an 8-0 run to put Arkansas on top, 34-33, early in the second half.
  - Later, with 3:09 to play, Nick Smith Jr., found Ricky Council IV who drove and kicked the ball out to an open Black on the right wing to put the Hogs up 54-49.
- Black is tied for the team lead by making 11 triples and he leads the team shooting 40.7% from deep.**
  - Over the last three games, Black is 5-of-9 (55.5%) from 3-point range.

## Black Breaks Out; Named SEC Frosh of the Week

- Anthony Black had was named to the Maui Invitational All-Tournament team after leading all scorers at 22.3 ppg.
  - Black was additionally tabbed the SEC co-Freshman of the Week for his play at Maui while being selected the CBS Sports/USBWA Freshman of the Week (Nov. 22) for his early-season play through Louisville at Maui**
  - GMS 1-3: 18 points (6.0 ppg) • 10 rebs • 8 assists 6-18 FG • 2-8 3PT • 4-6 FT
  - GMS 4-6: 67 points (22.3 ppg) • 14 rebs • 13 assists 22-40 FG • 4-10 3PT • 19-22 FT
  - Vs. Louisville: Scored a game-high (and career-high) 26 points with six assists. He was 9-of-11 overall (3-5 3PT) and 5-of-5 from the line.
  - Vs. Creighton: Also scored a game-high 26 points (10-of-18) with six rebounds and six assists.
  - Vs. San Diego State: Was just 3-of-11 from the field but scored 15 points, with season highs in FT (9 and FTA (10).
- Black continued his strong play versus Troy, playing all 40 minutes with 14 points, eight rebounds, three assists and two steals.

## Fourth is First and Second and....

- Ricky Council IV was the only Razorback to score in double figures in each of the first eight games before scoring just eight in game 9 versus UNCG. **HOWEVER**,
  - LEADS IN THE SEC** in field goals made (61).
  - LEADS IN THE SEC** in minutes played (35:59)
  - SECOND IN THE SEC** in scoring (18.4 ppg)
  - Ranks 5th in the SEC in FT% (.810)
  - Ranks 6th in the SEC in FG% (.508)
- In addition to his scoring prowess, Council tied his **career high with four steals** versus Louisville.
  - He has a steal in 8-of-9 games and ranks 12th in the SEC in thefts (1.78 avg.).**
- For the first time his career, has seen action as the point guard** and is second on the team with 22 assists.
  - Had a **career-high seven assists** in the Fordham win. **Amazingly, his first six assists went to six different players** (Davis, Khi Mitchell, Black, Walsh, Brazile and Graham)

## Getting to The Charity Stripe, A Muss Must

- Arkansas **LED THE NCAA** by making 633 free throws and attempting 833 in 2021-22.
- When getting to the line, Arkansas was productive as it **LED THE SEC** (32nd in the NCAA) in free throw percentage at 76.0%.
- In general, Eric Musselman's collegiate teams do a great job getting to the free throw line. In fact, his teams have either ranked 1st or 2nd in their respective leagues and among the NCAA top 25 in each of his first seven years.
- HOWEVER, Arkansas has not gotten to line at the same rate to start 2022-23.**
  - The Razorbacks are improving and have moved to 23rd in the NCAA (4th SEC) in FTA/game (23.0) and 24th in the NCAA (4th SEC) in FT made/game (16.7)**
  - Arkansas made a season-high 81% (17-of-21) vs San Jose State then made a season-high 26 FT vs UNCG**
- Below are Musselman's teams' ranking in the **NCAA (first)** and in their respective **leagues (second)** in the categories:

|             | '15-16 | '16-17 | '17-18 | '18-19 | '19-20 | '20-21 | '21-22 | '22-23 |
|-------------|--------|--------|--------|--------|--------|--------|--------|--------|
| FT Attempts | 2 / 1  | 13 / 1 | 16 / 2 | 16 / 1 | 8 / 2  | 5 / 1  | 1 / 1  | 23 / 4 |
| FT Made     | 1 / 1  | 24 / 2 | 9 / 2  | 17 / 1 | 3 / 1  | 2 / 1  | 1 / 1  | 24 / 4 |

### INDIVIDUALLY

- 2016-17 Jordan Caroline: 10th in NCAA in FT Att (251)
- 2017-18 Jordan Caroline: 8th in NCAA in FT Att (251)
- 2019-20 **Mason Jones led the NCAA in free throws made (233) and attempted (282)**
- 2020-21 **Moses Moody ranked 2nd in the NCAA in free throws made (151) and attempted (186)**
- 2021-22 Four Razorbacks ranked among the SEC top 15 in free throws made

## Wing Span; Blocks Improving

- Helping the Razorbacks case for being elite rim protectors.....
- Last Year: Arkansas had three players with wing spans over seven feet.
  - Team wing span average last year was 6-6
- THIS YEAR: Arkansas has six players with wing spans over seven feet.**
  - Team wing span average this year is 6-9
- Last Year, Arkansas ranked 71st in the NCAA (8th SEC) in blocked shots (4.1)  
This Year, Arkansas ranks 48th in the NCAA (7th SEC) in blocked shots (4.7)

## Stats Lost

- Arkansas lost all five starters and nine of its top 11 players. Davonte Davis, who started 14 games and averaged 27.6 minutes while ranking second on the team in assists, is the only player back that played over 600 minutes.
- Gone is
  - All-American JD Notae: **SEC #2 scorer (18.3) & NCAA #14 steals (2.25)**
  - NBA Draft pick Jaylin Williams: **SEC #2 rebounder (9.8) and NCAA #6 in defensive rebounds (8.32)**
- Overall, Arkansas
  - Last top four scorers
  - Last top four rebounders
  - Last six of the top seven assist leaders
  - Last top five shot blockers
  - Last five of the top six steals leaders

## 2022-23 MISCELLANEOUS STATS

### RECORD BREAKDOWN

|                                    |                |                 |
|------------------------------------|----------------|-----------------|
| At Bud Walton Arena                | 2022-23: 6-0   | Muss Era: 53-6  |
| On The Road                        | 2022-23: 0-0   | Muss Era: 14-16 |
| Neutral Site                       | 2022-23: 2-1   | Muss Era: 14-7  |
| White "Razorback" Uni              | 2022-23: 1-0   | Muss Era: 18-0  |
| White '94 "Razorback" Uni          | 2022-23: 2-0   | Muss Era: 22-6  |
| White "Hog" Uni                    | 2022-23: 2-0   | Muss Era: 15-3  |
| White "Arkansas" Uni               | 2022-23: 1-1   | Muss Era: 7-1   |
| Cardinal "Arkansas" Uni            | 2022-23: 0-0   | Muss Era: 10-14 |
| Cardinal "Razorback" Uni           | 2022-23: 0-0   | Muss Era: 1-3   |
| Cardinal Camo "Arkansas" Uni       | 2022-23: 1-0 * | Muss Era: 3-0 ^ |
| Cardinal "Hog" Uni                 | 2022-23: 0-0   | Muss Era: 3-1 + |
| Cardinal "Arkansas Razorbacks" Uni | 2022-23: 1-0   | Muss Era: 1-0   |
| Anthracite Uni                     | 2022-23: 0-0   | Muss Era: 1-1   |

^ wore cardinal at home vs Fordham '22 - + wore cardinal at home vs Tenn '21

### GENERAL

|                       |              |                 |
|-----------------------|--------------|-----------------|
| When ARK controls tip | 2022-23: 6-1 | Muss Era: 54-15 |
| When OPP controls tip | 2022-23: 2-0 | Muss Era: 27-14 |
| When ARK scores first | 2022-23: 5-0 | Muss Era: 48-11 |
| When OPP scores first | 2022-23: 3-1 | Muss Era: 33-18 |

### LEADS AND DEFICITS

|                      |  |                 |
|----------------------|--|-----------------|
| Leading at the half  | 2022-23: 5-0                               | Muss Era: 59-3  |
| Trailing at the half | 2022-23: 3-1                               | Muss Era: 18-26 |
| Tied at the half     | 2022-23: 0-0                               | Muss Era: 2-0   |
| 2022-23 W/ 5:00 left | Leading: 6-0   Trailing: 2-1   Tied: 0-0   |                 |
| • Muss Era           | Leading: 71-3   Trailing: 8-25   Tied: 2-1 |                 |
| 2022-23 W/ 2:00 left | Leading: 7-0   Trailing: 1-0   Tied: 0-1   |                 |
| • Muss Era           | Leading: 72-5   Trailing: 7-21   Tied: 1-3 |                 |

|                            |              |                 |
|----------------------------|--------------|-----------------|
| GMS decided by 1-to-5 pts  | 2022-23: 1-1 | Muss Era: 16-12 |
| GMS decided by 6-to-10 pts | 2022-23: 1-0 | Muss Era: 19-9  |
| GMS decided by 11+ pts     | 2022-23: 6-0 | Muss Era: 46-8  |
| Overtime games             | 2022-23: 1-0 | Muss Era: 5-3   |

### OFFENSE

|                             |  |                 |
|-----------------------------|--|-----------------|
| Scoring less than 70 points | 2022-23: 1-0   | Muss Era: 15-11 |
| Scoring 70-79 points        | 2022-23: 5-0   | Muss Era: 32-14 |
| Scoring 80-89 points        | 2022-23: 1-1   | Muss Era: 20-4  |
| Scoring 90-99 points        | 2022-23: 1-0   | Muss Era: 11-0  |
| Scoring 100+ points         | 2022-23: 0-0   | Muss Era: 3-0   |
| 1-2 Hogs in Double Figures  | 2022-23: 0-0   | Muss Era: 4-7   |
| 3 Hogs in Double Figures    | 2022-23: 4-1   | Muss Era: 31-17 |
| 4 Hogs in Double Figures    | 2022-23: 4-0   | Muss Era: 33-3  |
| 5-7 Hogs in Double Figures  | 2022-23: 0-0   | Muss Era: 21-2  |
| 8+ Hogs in Double Figures   | 2022-23: 0-0   | Muss Era: 1-0   |
| At least 1 Hog Scores 20+   | 2022-23: 6-1   | Muss Era: 40-14 |
| 2+ Hogs Score 20+           | 2022-23: 1-1   | Muss Era: 16-8  |
| FG% (Muss Era)              | 50%+: 3-0 (20-1)   49.9-40%: 4-1 (48-19)   <40%: 1-0 (12-9)  |                 |
| 3FG% (Muss Era)             | 40%+: 2-1 (18-4)   39.9-30%: 2-0 (26-11)   <30%: 4-0 (37-14) |                 |

### REBOUNDING/TURNOVERS

|                            |              |                 |
|----------------------------|--------------|-----------------|
| Out-rebounding opponent    | 2022-23: 8-0 | Muss Era: 48-6  |
| Out-rebounded by opp.      | 2022-23: 0-1 | Muss Era: 28-23 |
| Rebounds are even          | 2022-23: 0-0 | Muss Era: 4-1   |
| Grabbing 10+ off reb       | 2022-23: 3-1 | Muss Era: 43-15 |
| Forcing 15+ turnovers      | 2022-23: 6-1 | Muss Era: 44-17 |
| Committing less than 15 TO | 2022-23: 4-1 | Muss Era: 59-13 |

### BY MONTH

|             |              |                |
|-------------|--------------|----------------|
| In November | 2022-23: 6-1 | Muss Era: 21-1 |
| In December | 2022-23: 2-0 | Muss Era: 17-4 |
| In January  | 2022-23: 0-0 | Muss Era: 15-9 |
| In February | 2022-23: 0-0 | Muss Era: 16-7 |
| In March    | 2022-23: 0-0 | Muss Era: 12-6 |
| In April    | 2022-23: 0-0 | Muss Era: 0-0  |

### LED HIS TEAM IN SCORING (INCLUDES TIES)

| Player       | 18-19 | 19-20 | 20-21 | 21-22 | 22-23 | Career |
|--------------|-------|-------|-------|-------|-------|--------|
| Black        |       |       |       |       | 2     | 2      |
| Brazile      |       |       |       | 0     | 2     | 2      |
| Council IV   |       |       | 3     | 10    | 4     | 17     |
| Davis        |       |       | 3     | 1     | 0     | 4      |
| Graham       |       | 0     | 0     | 3     | 0     | 3      |
| Johnson      | 0     | 5     | RS    | 0     | 0     | 5      |
| Kel Mitchell |       | 0     | 2     | 11    | 0     | 13     |
| Khi Mitchell |       | 0     | 0     | 4     | 0     | 4      |
| Smith        |       |       |       |       | 1     | 1      |

### LED HIS TEAM IN REBOUNDING (INCLUDES TIES)

| Player       | 18-19 | 19-20 | 20-21 | 21-22 | 22-23 | Career |
|--------------|-------|-------|-------|-------|-------|--------|
| Black        |       |       |       |       | 1     | 1      |
| Brazile      |       |       |       | 7     | 5     | 12     |
| Council IV   |       |       | 4     | 3     | 0     | 7      |
| Davis        |       |       | 2     | 0     | 0     | 2      |
| Graham       |       | 0     | 6     | 8     | 1     | 15     |
| Johnson      | 2     | 8     | RS    | 2     | 0     | 12     |
| Kel Mitchell |       | 0     | 5     | 8     | 1     | 14     |
| Khi Mitchell |       | 0     | 2     | 15    | 3     | 20     |

## 2022-23 MEDIA PRESEASON ALL-SEC / POLL

### First Team All-SEC

#### NICK SMITH, JR. - ARKANSAS

Colin Castleton - Florida  
Oscar Tshiebwe - Kentucky  
Sahvir Wheeler - Kentucky  
Santiago Vescovi - Tennessee

### Second Team All-SEC

Brandon Miller - Alabama  
Jahvon Quinerly - Alabama  
KJ Williams - LSU  
Josiah Jordan-James - Tennessee  
Zakai Zeigler - Tennessee

### SEC Player of the Year

Oscar Tshiebwe - Kentucky

### PRESEASON POLL

1. Kentucky
2. Arkansas
3. Tennessee
4. Auburn
5. Alabama
6. Texas A&M
7. Florida
8. LSU
9. Ole Miss
10. Mississippi State
11. Missouri
12. Vanderbilt
13. Georgia
14. South Carolina

## 2022-23 COACHES PRESEASON ALL-SEC

### First Team All-SEC

#### Jahvon Quinerly - Alabama NICK SMITH, JR. - ARKANSAS

Colin Castleton - Florida  
Oscar Tshiebwe - Kentucky  
Sahvir Wheeler - Kentucky  
Tolu Smith - Mississippi State  
Kobe Brown - Missouri  
Santiago Vescovi - Tennessee  
Zakai Zeigler - Tennessee

### Second Team All-SEC

Brandon Miller - Alabama  
Wendell Green Jr. - Auburn  
K.D. Johnson - Auburn  
Kario Oquendo - Georgia  
KJ Williams - LSU  
Matthew Murrell - Ole Miss  
Josiah-Jordan James - Tennessee  
Henry Coleman III - Texas A&M

- Overall, Arkansas lost (10 players):
  - ^ 2,445 Points .....87.0% of scoring
  - ^ 213 3's Made .....91.4% of 3's made
  - ^ 552 FT Made .....87.2% of FT made
  - ^ 1,082 Rebounds .....77.3% of Rebounds
  - ^ 402 Assists .....78.5% of Assists
  - ^ 240 Steals .....85.4% of Steals

**HOWEVER**, if you add the **TWO RAZORBACK RETURNING PLAYERS** - Davonte Davis and Kamani Johnson - with the **FIVE TRANSFERS** - Jalen Graham, Trevon Brazile, Ricky Council IV, Makhi Mitchell and Mahkel Mitchell - **THOSE SEVEN combine to bring the following totals from last year....**

- ^ 1,779 Points .....lost 2,445 from the 10
- ^ 64 3's Made .....lost 213 from the 10
- ^ 357 FT Made .....lost 552 from the 10
- ^ 1,080 Rebounds .....lost 1,082 from the 10
- ^ 310 Assists .....lost 402 from the 10
- ^ 159 Steals .....lost 240 from the 10

## Smith and Walsh on Preseason Watch Lists

- A pair of Razorbacks were recognized by the Naismith Hall of Fame as **Nick Smith Jr.**, was named to the **Jerry West Award Watch List** and **Jordan Walsh** was named to the **Julius Erving Watch List**.
- The Jerry West Award goes to the nation's top shooting guard and the Julius Erving Award goes to the nation's top small forward.

## Razorbacks Draw Baylor Big 12/SEC Challenge

- In a rematch of the 2021 NCAA Elite 8 meeting, Arkansas will face Baylor as part of the 2023 SEC/Big 12 Challenge. The contest will be played on Jan. 28, 2023, in Waco, Texas.
- Overall, the 10th annual SEC/Big 12 Challenge will feature 10 games played on the same day (Saturday, Jan. 28, 2023) in a matchup of two premier college basketball conferences. ESPN, ESPN2 and ESPNU will once again televise the Challenge.
- Arkansas will play in its ninth consecutive Challenge. The Razorbacks are 4-4 in such games.
- Arkansas helped the SEC win last year's Challenge, 6-4, with a 77-68 home victory over West Virginia. It was the second year in a row the SEC won the Challenge. The SEC has lost the Challenge just one time in the last six years.

### RAZORBACKS AND BEARS

- The Arkansas and Baylor rivalry dates back to the Razorbacks' first season of basketball (1924-24) when both schools were members of the Southwest Conference. The teams have met on 144 previous occasions, making the Bears fourth (tied) among Arkansas' most common opponents behind Texas A&M (161), Texas (155) and SMU (155) while being tied with Rice (144). Arkansas owns a 96-48 advantage in the series, including a 37-32 mark in games played in Waco. However, the teams have only played three times since 1990-91 after Arkansas left the SWC for the SEC and all three were on neutral courts - Jan. 5, 2008, in Dallas; Dec. 20, 2009, in North Little Rock; and Mar. 29, 2021, in Indianapolis.

|            |                   |        |    |    |
|------------|-------------------|--------|----|----|
| - 12/04/14 | at #20 Iowa State | L      | 77 | 95 |
| - 01/30/16 | Texas Tech        | (ot) W | 75 | 68 |
| - 01/28/17 | at Oklahoma State | L      | 71 | 99 |
| - 01/27/18 | Oklahoma State    | W      | 66 | 65 |
| - 01/26/19 | at #13 Texas Tech | L      | 64 | 67 |
| - 01/25/20 | TCU               | W      | 78 | 67 |
| - 01/30/21 | at Oklahoma State | L      | 77 | 81 |
| - 01/29/22 | West Virginia     | W      | 77 | 68 |

## Overall, The Best Incoming Class in the Nation


- Arkansas not only signed the **consensus #2 recruiting in the nation** with two players ranked #1 at their position but the **Razorbacks have the best transfer class in the nation too, according to BustingBrackets.**

### SIGNING CLASS

- Highest-rated recruiting class in school history (Consensus #2 nationally and #1 SEC)
- Only school with **SIX** on the ESPN Top 100 **AND** Sports Illustrated All-American S199.
- First time to sign two - much less three - 5-stars (Nick Smith Jr., Jordan Walsh and Anthony Black) in the same class.
- In fact, Arkansas now has only signed seven, 5-stars since 2004. Smith, Walsh and Black are the only Razorback signees to rank among the ESPN top 15 (dating back to 2007).
- Arkansas had never had a class with at least four players among the ESPN top 100 until Eric Musselman's arrival and his staff has now done so twice (class of 2020 and class of 2022).
- Since 2004, only four Arkansas recruiting classes have ranked among the top 10 and Musselman's staff owns two of those - class of 2020 was #5 ESPN / #9 247Sports and class of 2022 ranks #2 in ESPN, 247Sports and Rivals.

## SEC Tourney Returns to Nashville


- After a year in Tampa, the SEC Basketball Tournament returns Nashville's Bridgestone Arena for 2023.
- The SEC Tournament will remain in Nashville through 2030.
- Arkansas is 7-8 all-time at Bridgestone Arena.
- Arkansas has reached the final of two SEC Tournaments played at Bridgestone Arena (2015 and 2017).
- In 30 previous SEC Tournaments, Arkansas:
  - ^ has a record of 29-29.
  - ^ **Won the 2000 SEC Tournament Championship,**
  - ^ Reached **seven finals** (1995, 1999, 2000, 2007, 2008, 2015 and 2017) and **16 semifinals** (1992, 1993, 1994, 1995, 1006, 1998, 2000, 2001, 2007, 2008, 2015, 2017, 2018, 2021 and 2022.).



### ERIC MUSSELMAN LIVE RADIO SHOW

Once again, there will be 12 Arkansas basketball radio shows, all starting at 7 pm, at Sassy's Red House (Shows 1-2) Sassy's BBQ and Grille (Shows 3-12).

|                        |                 |
|------------------------|-----------------|
| Tuesday, Nov. 8        | Monday, Jan. 9  |
| Monday, Nov. 14        | Monday, Jan. 16 |
| Monday, Dec. 5         | Monday, Jan. 23 |
| <b>Monday, Dec. 12</b> | Monday, Jan. 30 |
| Monday, Dec. 18        | Monday, Feb. 13 |
| Monday, Jan. 2         | Monday, Feb. 20 |



### COURTSIDE WITH ERIC MUSSELMAN

There will be 10, 30-minute television shows featuring head coach Eric Musselman and co-host Chuck Barrett. Each show will air on Sunday. Please check local listings for times and channels in your area.

|                       |                 |
|-----------------------|-----------------|
| <b>Sunday, Jan. 1</b> | Sunday, Feb. 5  |
| Sunday, Jan. 8        | Sunday, Feb. 12 |
| Sunday, Jan. 15       | Sunday, Feb. 29 |
| Sunday, Jan. 22       | Sunday, Feb. 26 |
| Sunday, Jan. 29       | Sunday, Mar 5   |

## ARKANSAS SIGNS TWO 5-STARs

### Layden Blocker

6-2, 180, G

Little Rock, Ark. // Sunrise (Kansas) Christian Academy

| Publication         | Rating | National Rank | Position Rank | State Rank    |
|---------------------|--------|---------------|---------------|---------------|
| 247Sports Composite | 5-Star | #25           | #4 PG         | #2 - Kansas   |
| ESPN                | 4-Star | #22           | #6 PG         | #1 - Arkansas |
| On3 Consensus       | 4-Star | #28           | #5 PG         | #2 - Kansas   |
| 247Sports           | 4-Star | #29           | #6 PG         | #3 - Kansas   |
| Rivals              | 4-Star | #29           | #9 PG         | -             |
| On3                 | 4-Star | #46           | #6 PG         | #3 - Kansas   |

- Named to the 2023 Jersey Mike's Naismith HS Player of the Year Watch List
- Projected by NBADraft.net to be the 20th pick in the 2024 NBA Draft
- Participated in the National Basketball Players Association Top 100 camp and was named to its 10-man All-Star team
- Participated in the USA Basketball junior National Team minicamp

### Baye Fall

6-10, 210, F/C

Dakar, Senegal // Accelerated Schools (Denver, Colo.)

| Publication        | Rating | National Rank | Position Rank | State Rank |
|--------------------|--------|---------------|---------------|------------|
| Rivals             | 5 Star | #11           | 2 C           | --         |
| On3 Consensus      | 5 Star | #12           | 3 C           | 1 Colorado |
| On3                | 5 Star | #14           | 3 C           | 1 Colorado |
| 247SportsComposite | 5 Star | #14           | 3 C           | 1 Colorado |
| 247Sports          | 5 Star | #16           | 3 C           | 1 Colorado |
| ESPN               | 5 Star | #20           | 3 C           | 1 Colorado |

- Named to the 2023 Jersey Mike's Naismith HS Player of the Year Watch List
- Projected by NBADraft.net as the #4 overall pick in the 2024 NBA Draft and NBADraftRoom.com has him at the 17th pick
- Was a standout at the prestigious National Basketball Players Association top 100 camp in the summer of 2022 when he led the event in scoring with 14.9 points per game in seven games ... Had a camp-leading 9.4 rebounds per game and averaged an event-leading 4.9 offensive rebounds per game ... Joined fellow Arkansas signee Layden Blocker on the 10-man All-Star squad for the event.
- Was co-MVP performance at the 2021 Pangos All-American Camp.



LAYDEN BLOCKER



BAYE FALL

## ARKANSAS IN 2022-23 RANKINGS

Thru Dec. 7, 2022



| TEAM IN THE NCAA/SEC                              | NCAA       | SEC      | NO.          |
|---|------------|----------|--------------|
| Assist/Turnover Ratio (352 ranked)                | 203        | 8        | 0.99         |
| Assists Per Game (352 ranked)                     | 176        | 8        | 13.6         |
| Bench Points per game (352 ranked)                | 94         | 7        | 25.82        |
| Blocks Per Game (352 ranked)                      | 48         | 7        | 4.7          |
| <b>Effective FG pct (352 ranked)</b>              | <b>124</b> | <b>4</b> | <b>0.529</b> |
| Fastbreak Points (352 ranked)                     | 79         | 5        | 13.09        |
| <b>Field Goal Percentage (352 ranked)</b>         | <b>55</b>  | <b>2</b> | <b>48.1</b>  |
| Field Goal Percentage Defense (352 ranked)        | 61         | 7        | 39.5         |
| Fouls Per Game (352 ranked)                       | 231        | 8        | 17.7         |
| <b>Free Throw Attempts Per Game (352 ranked)</b>  | <b>23</b>  | <b>4</b> | <b>23</b>    |
| Free Throw Percentage (352 ranked)                | 107        | 6        | 72.5         |
| <b>Free Throws Made Per Game (352 ranked)</b>     | <b>24</b>  | <b>4</b> | <b>16.7</b>  |
| Rebound Margin (352 ranked)                       | 70         | 8        | 5.4          |
| <b>Rebounds (Defensive) Per Game (352 ranked)</b> | <b>54</b>  | <b>3</b> | <b>27.78</b> |
| Rebounds (Offensive) Per Game (352 ranked)        | 262        | 14       | 9.11         |
| Rebounds Per Game (352 ranked)                    | 133        | 8        | 36.89        |
| <b>Scoring Defense (352 ranked)</b>               | <b>44</b>  | <b>5</b> | <b>61.9</b>  |
| <b>Scoring Margin (352 ranked)</b>                | <b>29</b>  | <b>5</b> | <b>16.3</b>  |
| <b>Scoring Offense (352 ranked)</b>               | <b>88</b>  | <b>5</b> | <b>78.2</b>  |
| <b>Steals Per Game (352 ranked)</b>               | <b>27</b>  | <b>4</b> | <b>9.7</b>   |
| Three Point Attempts Per Game (352 ranked)        | 334        | 14       | 16.6         |
| Three Point Percentage (352 ranked)               | 288        | 12       | 30.9         |
| Three Point Percentage Defense (352 ranked)       | 48         | 6        | 28.3         |
| Three Pointers Per Game (352 ranked)              | 331        | 14       | 5.1          |
| <b>Turnover Margin (208 ranked)</b>               | <b>34</b>  | <b>5</b> | <b>4.4</b>   |
| <b>Turnovers Forced Per Game (352 ranked)</b>     | <b>21</b>  | <b>3</b> | <b>18.11</b> |
| Turnovers Per Game (352 ranked)                   | 228        | 8        | 13.7         |
| <b>Winning Percentage (350 ranked)</b>            | <b>19</b>  | <b>4</b> | <b>88.9</b>  |

## RAZORBACKS IN THE NCAA/SEC

|  |                         |            |          |              |
|--|-------------------------|------------|----------|--------------|
| Assist/Turnover Ratio (350 ranked)         | Anthony Black           | 330        | 16       | 1.28         |
| Assists (326 ranked)                       | Anthony Black           | 197        | 6        | 32           |
| Assists Per Game (347 ranked)              | Anthony Black           | 214        | 12       | 3.6          |
| Blocks (280 ranked)                        | Trevon Brazile          | 140        | 7        | 11           |
|  | Makhi Mitchell          | 140        | 7        | 11           |
| Blocks Per Game (335 ranked)               | Trevon Brazile          | 162        | 9        | 1.22         |
|  | Makhi Mitchell          | 162        | 9        | 1.22         |
| <b>Double Doubles (213 ranked)</b>         | <b>Trevon Brazile</b>   | <b>78</b>  | <b>2</b> | <b>2</b>     |
|  | Makhi Mitchell          | 213        | 7        | 1            |
|  | Davonte Davis           | 213        | 7        | 1            |
| Field Goal Attempts (343 ranked)           | Ricky Council IV        | 98         | 4        | 120          |
| Field Goal Percentage (335 ranked)         | Ricky Council IV        | 125        | 6        | 50.8         |
| <b>Field Goals (346 ranked)</b>            | <b>Ricky Council IV</b> | <b>49</b>  | <b>1</b> | <b>61</b>    |
| Free Throw Attempts (335 ranked)           | Ricky Council IV        | 152        | 7        | 42           |
|  | Anthony Black           | 284        | 10       | 36           |
| <b>Free Throw Percentage (344 ranked)</b>  | <b>Ricky Council IV</b> | <b>180</b> | <b>5</b> | <b>81</b>    |
|  | Anthony Black           | 303        | 12       | 75           |
| <b>Free Throws (335 ranked)</b>            | <b>Ricky Council IV</b> | <b>120</b> | <b>5</b> | <b>34</b>    |
|  | Anthony Black           | 273        | 10       | 27           |
| <b>Minutes Per Game (347 ranked)</b>       | <b>Ricky Council IV</b> | <b>33</b>  | <b>1</b> | <b>35:49</b> |
|  | Anthony Black           | 142        | 5        | 33:30        |
| <b>Points (345 ranked)</b>                 | <b>Ricky Council IV</b> | <b>59</b>  | <b>1</b> | <b>166</b>   |
| <b>Points Per Game (349 ranked)</b>        | <b>Ricky Council IV</b> | <b>56</b>  | <b>2</b> | <b>18.4</b>  |
| Rebounds (341 ranked)                      | Trevon Brazile          | 341        | 11       | 54           |
| Rebounds (Defensive) Per Game (350 ranked) | Trevon Brazile          | 193        | 8        | 5            |
| Rebounds (Offensive) Per Game (350 ranked) | --                      | --         | --       | --           |
| Rebounds Per Game (339 ranked)             | Trevon Brazile          | 339        | 11       | 6            |
| Steals (338 ranked)                        | Anthony Black           | 124        | 12       | 16           |
|  | Ricky Council IV        | 124        | 12       | 16           |
|  | Makhi Mitchell          | 338        | 17       | 12           |
| Steals Per Game (332 ranked)               | Anthony Black           | 137        | 12       | 1.78         |
|  | Ricky Council IV        | 137        | 12       | 1.78         |
| Three Point Attempts (335 ranked)          | --                      | --         | --       | --           |
| Three Point Percentage (121 ranked)        | --                      | --         | --       | --           |
| Three Pointers Per Game (326 ranked)       | --                      | --         | --       | --           |
| Total 3-point FGM (309 ranked)             | --                      | --         | --       | --           |
| Triple Doubles (1 ranked)                  | --                      | --         | --       | --           |



# 2022-23 SEC STANDINGS

Through Wed • Dec 7



|                   | SEC        | PCT.      | HOME       | AWAY       | OVERALL    | PCT.        | HOME       | ROAD       | NEUTRAL    | STRK      |
|-------------------|------------|-----------|------------|------------|------------|-------------|------------|------------|------------|-----------|
| Auburn            | 0-0        | --        | 0-0        | 0-0        | 8-0        | 1.000       | 6-0        | 0-0        | 2-0        | W8        |
| Mississippi State | 0-0        | --        | 0-0        | 0-0        | 8-0        | 1.000       | 5-0        | 0-0        | 3-0        | W8        |
| Missouri          | 0-0        | --        | 0-0        | 0-0        | 9-0        | 1.000       | 8-0        | 1-0        | 0-0        | W9        |
| <b>Arkansas</b>   | <b>0-0</b> | <b>--</b> | <b>0-0</b> | <b>0-0</b> | <b>8-1</b> | <b>.889</b> | <b>6-0</b> | <b>0-0</b> | <b>2-1</b> | <b>W4</b> |
| Tennessee         | 0-0        | --        | 0-0        | 0-0        | 8-1        | .889        | 5-0        | 0-0        | 3-1        | W7        |
| Alabama           | 0-0        | --        | 0-0        | 0-0        | 7-1        | .875        | 4-0        | 1-0        | 2-1        | W2        |
| LSU               | 0-0        | --        | 0-0        | 0-0        | 7-1        | .875        | 5-0        | 0-0        | 2-1        | W2        |
| Kentucky          | 0-0        | --        | 0-0        | 0-0        | 6-2        | .750        | 5-0        | 0-1        | 1-1        | W3        |
| Ole Miss          | 0-0        | --        | 0-0        | 0-0        | 6-2        | .750        | 4-0        | 0-1        | 2-1        | L2        |
| Georgia           | 0-0        | --        | 0-0        | 0-0        | 7-3        | .700        | 5-0        | 0-2        | 1-1        | L1        |
| Texas A&M         | 0-0        | --        | 0-0        | 0-0        | 5-3        | .625        | 3-0        | 1-0        | 1-3        | L1        |
| Florida           | 0-0        | --        | 0-0        | 0-0        | 6-4        | .600        | 4-2        | 1-0        | 1-2        | L1        |
| Vanderbilt        | 0-0        | --        | 0-0        | 0-0        | 5-4        | .556        | 3-2        | 1-1        | 1-1        | W2        |
| South Carolina    | 0-0        | --        | 0-0        | 0-0        | 4-4        | .500        | 3-0        | 1-1        | 0-3        | W1        |

## AP (Dec. 5)

|    |                          |            |              |
|----|--------------------------|------------|--------------|
| 1  | Houston (37)             | 8-0        | 1,502        |
| 2  | Texas (14)               | 6-0        | 1,473        |
| 3  | Virginia (3)             | 7-0        | 1,416        |
| 4  | Purdue (8)               | 8-0        | 1,411        |
| 5  | UConn                    | 9-0        | 1,295        |
| 6  | Kansas                   | 8-1        | 1,131        |
| 7  | <b>TENNESSEE</b>         | <b>7-1</b> | <b>1,046</b> |
| 8  | <b>ALABAMA</b>           | <b>7-1</b> | <b>1,029</b> |
| 9  | <b>ARKANSAS</b>          | <b>7-1</b> | <b>1,021</b> |
| 10 | Arizona                  | 7-1        | 1,013        |
| 11 | <b>AUBURN</b>            | <b>8-0</b> | <b>853</b>   |
| 12 | <b>BAYLOR</b>            | <b>6-2</b> | <b>841</b>   |
| 13 | Maryland                 | 8-0        | 811          |
| 14 | Indiana                  | 7-1        | 759          |
| 15 | Duke                     | 8-2        | 745          |
| 16 | <b>KENTUCKY</b>          | <b>6-2</b> | <b>596</b>   |
| 17 | Illinois                 | 6-2        | 554          |
| 18 | Gonzaga                  | 5-3        | 517          |
| 19 | UCLA                     | 7-2        | 479          |
| 20 | Iowa State               | 7-1        | 376          |
| 21 | <b>CREIGHTON</b>         | <b>6-3</b> | <b>346</b>   |
| 22 | <b>SAN DIEGO STATE</b>   | <b>6-2</b> | <b>265</b>   |
| 23 | <b>MISSISSIPPI STATE</b> | <b>8-0</b> | <b>187</b>   |
| 24 | TCU                      | 6-1        | 113          |
| 25 | Ohio State               | 6-2        | 81           |

RECEIVING VOTES: Iowa 70, Charleston 54, Miami (FL) 29, Virginia Tech 27, Arizona State 20, Utah 16, Wisconsin 16, UNLV 14, Texas Tech 10, West Virginia 8, Marquette 7, Xavier 6, New Mexico 3, Memphis 3, Michigan State 3, **MISSOURI 2**, North Carolina 1, Kansas State 1

## AP (Dec. 5)

|    |                        |            |            |
|----|------------------------|------------|------------|
| 1  | Houston (21)           | 8-0        | 757        |
| 2  | Texas (4)              | 6-0        | 736        |
| 3  | Virginia               | 7-0        | 706        |
| 4  | Purdue (6)             | 8-0        | 697        |
| 5  | UConn                  | 9-0        | 651        |
| 6  | Kansas                 | 8-1        | 572        |
| 7  | <b>TENNESSEE</b>       | <b>7-1</b> | <b>525</b> |
| 8  | <b>ARKANSAS</b>        | <b>7-1</b> | <b>499</b> |
| 9  | Arizona                | 7-1        | 490        |
| 10 | <b>ALABAMA</b>         | <b>7-1</b> | <b>442</b> |
| 11 | Indiana                | 7-1        | 384        |
| 12 | <b>BAYLOR</b>          | <b>6-2</b> | <b>382</b> |
| 13 | Maryland               | 8-0        | 372        |
| 14 | <b>AUBURN</b>          | <b>8-0</b> | <b>338</b> |
| 15 | Duke                   | 8-2        | 333        |
| 16 | <b>KENTUCKY</b>        | <b>6-2</b> | <b>326</b> |
| 17 | Illinois               | 6-2        | 294        |
| 18 | UCLA                   | 7-2        | 267        |
| 19 | Gonzaga                | 5-3        | 267        |
| 20 | Iowa State             | 7-1        | 339        |
| 21 | <b>CREIGHTON</b>       | <b>6-3</b> | <b>226</b> |
| 22 | <b>SAN DIEGO STATE</b> | <b>6-2</b> | <b>141</b> |
| 23 | Ohio State             | 6-2        | 68         |
| 24 | Iowa                   | 6-1        | 57         |
| 25 | TCU                    | 6-1        | 45         |

RECEIVING VOTES: **MISS STATE 42**; Virginia Tech 39; Miami-FL 35; North Carolina 22; Charleston 21; Texas Tech 19; Wisconsin 18; West Virginia 10; Marquette 10; Rutgers 7; Xavier 6; Kansas State 6; UNLV 5; New Mexico 5; Michigan St. 5; Utah St. 4; Memphis 3; **OKLAHOMA 2, MISSOURI 2**

## SEC SCHEDULE

| Friday, December 9                   | TV    | CT      |
|--------------------------------------|-------|---------|
| Grambling St. at Vanderbilt          | SEC   | 6:00 pm |
| Saturday, December 10                | TV    | CT      |
| Arkansas vs. Oklahoma (at Tulsa)     | ESPN2 | Noon    |
| Yale at Kentucky                     | SEC   | Noon    |
| LSU vs. Wake Forest (at Atlanta)     | ESPNU | 1:00 pm |
| Alabama at Houston                   | ABC   | 2:00 pm |
| Valparaiso at Ole Miss               | SEC   | 2:00 pm |
| Auburn vs. Memphis (at Atlanta)      | ESPN2 | 4:00 pm |
| Kansas at Missouri                   | ESPN  | 4:15 pm |
| Sunday, December 11                  | TV    | CT      |
| Tennessee vs. Maryland (at Brooklyn) | FS1   | 3:30 pm |
| Oregon St. at Texas A&M              | ESPN2 | 5:00 pm |
| Presbyterian at South Carolina       | SEC+  | 5:00 pm |
| Mississippi St. at Minnesota         | BTN   | 7:30 pm |

## HOGS RANKING BY WEEK

| WEEK      | AP  | COACH | NET     |
|-----------|-----|-------|---------|
| Preseason | 10  | 10    | No Poll |
| Nov. 14   | 9   | 10    | No Poll |
| Nov. 21   | 9   | 9     | No Poll |
| Nov. 28   | T11 | 11    | No Poll |
| Dec. 5    | 9   | 8     | 25      |
| Dec. 12   |     |       |         |
| Dec. 19   |     |       |         |
| Dec. 26   |     |       |         |
| Jan. 2    |     |       |         |
| Jan. 9    |     |       |         |
| Jan. 16   |     |       |         |
| Jan. 23   |     |       |         |
| Jan. 30   |     |       |         |
| Feb. 6    |     |       |         |
| Feb. 13   |     |       |         |
| Feb. 20   |     |       |         |
| Feb. 27   |     |       |         |
| Mar 6     |     |       |         |
| Mar 13    |     |       |         |
| Apr. 4    |     |       |         |

## ARKANSAS IN THE POLLS

Ranking in AP Poll unless \* indicating only ranked in the Coaches Poll

| As     | Overall | H      | A      | N        | Last Meeting                                 | Last Win                               |
|--------|---------|--------|--------|----------|--|--|
| As #1  | 16-4    | 8-0    | 6-2    | 2-2      | W, 97-79 vs #14 Georgetown @MEM (11/27/94)   | Same                                   |
| As #2  | 38-4    | 17-1   | 7-0    | 14-3     | W, 76-72 vs #2 Duke @NCAA (4/4/94)           | Same                                   |
| As #3  | 29-5    | 13-0   | 10-5   | 6-0      | W, 97-79 vs Tennessee (1/7/95)               | Same                                   |
| As #4  | 13-2    | 8-0    | 3-2    | 2-0      | W, 94-71 at Missouri (12/3/94)               | Same                                   |
| As #5  | 13-8    | 1-1    | 2-4    | 10-3     | L (OT), 93-95 vs #3 Kentucky @SEC (3/12/95)  | 69-58 vs #20 Alabama @SEC (3/11/95)    |
| As #6  | 18-3    | 6-0    | 5-0    | 7-3      | L, 78-89 vs #1 UCLA @NCAA (4/3/95)           | 75-68 vs #4 N. Carolina @NCAA (4/1/95) |
| As #7  | 18-1    | 4-0    | 7-0    | 7-1      | W, 68-66 vs Auburn (3/4/95)                  | Same                                   |
| As #8  | 9-10    | 6-1    | 1-5    | 2-4      | L, 71-78 vs LSU @SEC (3/13/21)               | 70-64 vs Missouri @SEC (3/12/21)       |
| As #9  | 26-6    | 13-4   | 7-1    | 6-1      | <b>W, 65-58 vs UNC Greensboro (12/06/22)</b> | <b>Same</b>                            |
| As #10 | 18-4    | 10-1   | 2-1    | 6-2      | W, 74-48 vs Fordham (11/11/22)               | Same                                   |
| As #11 | 22-6    | 12-2   | 6-4    | 4-0      | W, 99-58 vs San Jose St. (12/03/22)          | Same                                   |
| As #12 | 22-9    | 11-0   | 8-5    | 2-4      | L, 88-66 vs Oklahoma (12/11/21)              | 86-66 vs Charlotte (12/8/21)           |
| As #13 | 17-5    | 11-1   | 3-4    | 3-0      | W, 76-60 vs Penn (11/28/21)                  | Same                                   |
| As #14 | 29-5    | 13-0   | 8-2    | 8-3      | L, 78-74 at #13 Tennessee (3/5/22)           | 77-73 vs LSU (3/2/22)                  |
| As #15 | 16-4    | 4-1    | 9-1    | 3-2      | L, 64-82 vs Texas A&M (03/12/22)             | 90-68 vs Tennessee State (11/17/00)    |
| As #16 | 17-6    | 12-1   | 3-4    | 2-1      | W, 93-80 vs UNI (11/17/21)                   | Same                                   |
| As #17 | 18-9    | 5-0    | 5-2    | ****8-7  | W, 69-78 vs #9 Duke @NCAA (3/26/22)          | 74-68 vs #1 Gonzaga @NCAA (3/24/22)    |
| As #18 | 20-9    | *10-4  | 8-4    | 2-1      | W, 75-73 vs #6 Kentucky (2/26/22)            | Same                                   |
| As #19 | 16-7    | 8-2    | 3-3    | 5-2      | L, 82-96 vs Ole Miss (1/17/15)               | 67-45 vs Wofford (11/9/07)             |
| As #20 | 24-4    | **11-0 | 1-0    | ****12-4 | W, 83-75 vs LSU (2/27/21)                    | Same                                   |
| As #21 | 6-4     | 3-0    | 0-1    | 3-3      | L, 78-87 vs #15 N. Carolina @NCAA (3/21/15)  | 56-53 vs Wofford @NCAA (3/19/15)       |
| As #22 | 8-5     | 4-1    | 2-3    | 2-1      | L, 77-78 at Auburn (1/6/18)                  | 84-79 (OT) vs Miss State @SEC (3/6/99) |
| As #23 | 7-1     | 5-0    | 2-1    | 0-0      | W, 58-48 vs #16 Tennessee (2/19/22)          | Same                                   |
| As #24 | 7-1     | 4-0    | 3-0    | 0-1      | L, 89-81 vs Hofstra @ NLR (12/18/21)         | Same                                   |
| As #25 | 5-2     | 5-0    | 0-1    | 0-1      | W, 94-77 vs Iona (11/30/14)                  | Same                                   |
| TOT.   | 429-126 | 198-17 | 110-57 | 121-52   | <b>W, 65-58 vs UNC Greensboro (12/06/22)</b> | <b>Same</b>                            |

## ARKANSAS VERSUS THE POLLS

Ranking in AP Poll unless \* indicating only ranked in the Coaches Poll

| Vs     | Overall | H     | A     | N     | Last Meeting                              | Last Win                             |
|--------|---------|-------|-------|-------|---|--------------------------------------|
| Vs #1  | 3-11    | 1-2   | 0-2   | 2-7   | W, 74-68 vs Gonzaga @NCAA (03/24/22)      | Same                                 |
| Vs #2  | 6-8     | 5-2   | 0-5   | 1-1   | W, 80-69 vs Florida (2/5/13)              | Same                                 |
| Vs #3  | 0-15    | 0-1   | 0-3   | 0-11  | L, 72-81 vs Baylor @ NCAA (3/29/21)       | --                                   |
| Vs #4  | 5-12    | 2-2   | 1-7   | 2-3   | L, 66-70 at Kentucky (2/26/19)            | 96-88 vs Oklahoma (12/30/08)         |
| Vs #5  | 4-4     | 4-1   | 0-1   | 0-2   | W, 74-71 vs Texas A&M (1/27/16)           | Same                                 |
| Vs #6  | 7-11    | 4-3   | 0-5   | 3-3   | W, 75-73 vs Kentucky (2/26/22)            | Same                                 |
| Vs #7  | 1-5     | 1-0   | 0-1   | 0-4   | W, 67-64 vs Texas (1/6/09)                | Same                                 |
| Vs #8  | 3-4     | 2-0   | 1-3   | 0-1   | L, 65-82 vs Kentucky @SEC (3/12/17)       | 88-61 vs Alabama (1/6/07)            |
| Vs #9  | 2-6     | 0-0   | 1-4   | 1-2   | L, 69-78 vs Duke @NCAA (3/26/22)          | 91-82 vs Arizona @NCAA (4/2/94)      |
| Vs #10 | 5-5     | 2-2   | 2-1   | 1-2   | L, 90-87 vs Creighton (11/22/22)          | (OT), 86-81 at Missouri (2/13/21)    |
| Vs #11 | 5-8     | 2-2   | 1-4   | 2-2   | L (OT), 76-79 vs Auburn (2/4/20)          | 104-93 vs Missouri (12/5/95)         |
| Vs #12 | 7-9     | 2-2   | 2-4   | *3-3  | W, 65-58 at LSU (1/15/22)                 | Same                                 |
| Vs #13 | 6-4     | 3-0   | 0-2   | 3-2   | L, 74-78 at Tennessee (3/5/22)            | 87-85 vs Kentucky (1/14/14)          |
| Vs #14 | 5-7     | 3-2   | 0-3   | 2-2   | L, 64-67 at Texas Tech (1/26/19)          | 91-82 vs Auburn (2/27/18)            |
| Vs #15 | 3-5     | 0-0   | 0-2   | 0-3   | L, 78-887 vs N. Carolina @NCAA (3/21/15)  | 98-88 vs Mississippi State (1/17/12) |
| Vs #16 | 4-7     | 2-2   | 0-4   | 2-1   | W, 58-48 vs Tennessee (2/19/22)           | Same                                 |
| Vs #17 | 4-3     | 1-2   | 1-0   | 2-1   | W (OT), 78-74 vs San Diego St. (11/23/22) | Same                                 |
| Vs #18 | 5-7     | 1-2   | 2-3   | 2-2   | L, 67-84 at Ole Miss (1/19/19)            | 80-73 at Ole Miss (1-31-10)          |
| Vs #19 | 8-3     | 3-1   | 3-1   | 2-1   | W, 90-89 at LSU (2/2/19)                  | Same                                 |
| Vs #20 | 10-5    | 4-2   | 1-2   | 5-1   | L, 69-92 at Texas A&M (1/2/16)            | 66-64 vs Michigan (1/21/12)          |
| Vs #21 | 5-3     | 2-1   | 1-0   | 2-2   | W, 68-66 vs TX Tech @NCAA (3/21/21)       | Same                                 |
| Vs #22 | 4-2     | 4-1   | 0-1   | 0-0   | W (OT), 77-76 vs Kentucky (2/23/11)       | Same                                 |
| Vs #23 | 3-7     | 1-2   | 0-3   | 2-2   | W, 80-72 vs Florida @SEC (3/9/18)         | Same                                 |
| Vs #24 | 2-4     | 1-2   | *0-1  | *1-1  | *L, 59-90 at Alabama (1/16/21)            | *86-72 vs Indiana @NCAA (3/21/08)    |
| Vs #25 | 4-4     | *3-2  | 0-0   | -1-1  | L, 72-81 vs Florida (12/29/16)            | 82-74 vs Vanderbilt (1/31/16)        |
| TOT.   | 111-159 | 56-36 | 16-62 | 39-61 | L, 90-87 vs #10 Creighton (11/22/22)      | 74-68 vs #1 Gonzaga @NCAA (3/24/22)  |

## RANKED ARKANSAS VERSUS RANKED OPPONENT

Overall H A N  
47-50 17-5 4-15 26-30  
LAST TIME: #9 ARK v #17 San Diego St. W, 78-74 (ot) (11/22/22)  
LAST W: #17 ARK v #1 ZAGS @ NCAA - W, 74-68 (3/24/22)  
LAST W at Home: #18 ARK v #6 KY - W, 75-73 (2/26/22)  
LAST W on Road: #10 ARK at #18 BAMA - W, 86-80 (2/15/95)  
LAST W vs Neutral: #9 ARK vs #17 AZTECS - W, 78-74 (ot) (11/23/22)

## LAST TIME HOGS WON AS TOP 25

|                   | HOME     | ROAD        | NEUTRAL  |
|-------------------|----------|-------------|----------|
| #1: Miss State    | 3/5/94   | LSU         | 3/2/94   |
| #2: NW (La) St    | 12/4/93  | Baylor      | 1/26/91  |
| #3: Tennessee     | 1/7/95   | Ole Miss    | 1/4/95   |
| #4: Jackson St.   | 11/30/94 | Missouri    | 12/03/94 |
| #5: Miss State    | 1/1/95   | Tennessee   | 1/29/94  |
| #6: Montevallo    | 2/5/94   | UAB         | 1/27/90  |
| #7: Auburn        | 3/4/95   | Florida     | 2/28/95  |
| #8: Montevallo    | 2/25/95  | LSU         | 2/22/95  |
| #9: UNC           | 12/06/22 | S. Carolina | 1/21/95  |
| #10: Fordham      | 11/11/22 | S. Carolina | 2/15/95  |
| #11: San Jose St  | 12/03/22 | S. Carolina | 11/29/89 |
| #12: Charlotte    | 12/7/21  | S. Carolina | 3/2/21   |
| #13: Penn         | 11/28/21 | S. Carolina | 1/9/93   |
| #14: LSU          | 3/2/22   | Alabama     | 2/13/93  |
| #15: Tenn State   | 11/27/00 | Miss State  | 1/31/98  |
| #16: UNI          | 11/7/21  | S. Carolina | 12/30/91 |
| #17: SE Mo. State | 11/27/82 | Florida     | 2/6/93   |
| #18: Kentucky     | 2/26/22  | Florida     | 2/22/22  |
| #19: Wofford      | 11/9/07  | Wake Forest | 12/23/98 |
| #20: LSU          | 2/27/21  | LSU         | 1/2/99   |
| #21: North Texas  | 12/05/00 | --          | (0-1)    |
| #22: Providence   | 1/23/99  | Memphis     | 1/10/98  |
| #23: Tennessee    | 2/19/22  | Missouri    | 2/15/22  |
| #24: Florida      | 2/16/21  | Ole Miss    | 2/14/15  |
| #25: Iona         | 11/30/14 | --          | (0-1)    |

## LAST TIME HOGS WON VS TOP 25

|                 | HOME     | ROAD        | NEUTRAL |
|-----------------|----------|-------------|---------|
| #1: Auburn      | 2/9/22   | --          | (0-2)   |
| #2: Florida     | 2/5/13   | --          | (0-5)   |
| #3: --          | (0-1)    | --          | (0-3)   |
| #4: Oklahoma    | 12/30/08 | Kentucky    | 2/9/94  |
| #5: Texas A&M   | 2/17/16  | --          | (0-1)   |
| #6: Kentucky    | 2/26/22  | --          | (0-5)   |
| #7: Texas       | 1/6/09   | --          | (0-1)   |
| #8: Alabama     | 1/6/07   | Kentucky    | 1/25/92 |
| #9: --          | --       | Arizona     | 12/6/92 |
| #10: Florida    | 2/18/06  | Missouri    | 2/13/21 |
| #11: Missouri   | 12/5/95  | Texas       | 2/1/79  |
| #12: Texas      | 2/6/82   | LSU         | (2-4)   |
| #13: Kentucky   | 1/14/14  | --          | (0-1)   |
| #14: Auburn     | 2/27/18  | --          | (0-3)   |
| #15: Miss State | 1/7/12   | --          | (0-2)   |
| #16: Tennessee  | 2/19/22  | --          | (0-4)   |
| #17: Ole Miss   | 2/5/10   | Kentucky    | 2/27/14 |
| #18: Vanderbilt | 3/1/08   | Ole Miss    | 1/31/10 |
| #19: Auburn     | 3/5/00   | LSU         | 2/2/19  |
| #20: Michigan   | 1/21/12  | Alabama     | 2/28/01 |
| #21: Texas A&M  | 2/17/18  | S. Carolina | 2/15/17 |
| #22: Kentucky   | 2/23/11  | --          | (0-1)   |
| #23: LSU        | 3/3/92   | Texas       | 3/3/91  |
| #24: UAB        | 1/2/00   | --          | (0-1*)  |
| #25: Vanderbilt | 1/31/12  | --          | (0-0)   |

# VERSUS 2022-23 OPPONENTS

## NON-CONFERENCE

| School             | Gms | Series Record         | H     | A     | N   | Last Meeting                 |
|--------------------|-----|-----------------------|-------|-------|-----|------------------------------|
| Bradley            |     | • FIRST MEETING •     |       |       |     |                              |
| Creighton          | 3   | Creighton Leads, 2-1  | 0-0   | 0-1   | 2-0 | N - L, 90-87 (11/22/22)      |
| Fordham            | 3   | Arkansas Leads, 2-1   | 1-0   | 0-0   | 1-1 | H - W, 64-48 (11/11/22)      |
| Louisville         | 8   | Series Tied 4-4       | 0-1   | 1-0   | 3-3 | N - W, 80-54 (11/21/22)      |
| North Dakota State | 2   | Arkansas Leads, 2-0   | 2-0   | 0-0   | 0-0 | H - W, 76-56 (11/07/22)      |
| Oklahoma           | 29  | Arkansas Leads, 16-13 | 8-5   | 3-7   | 5-1 | N - L, 88-66 (12/11/21)      |
| San Diego State    | 3   | Arkansas Leads, 3-0   | 0-0   | 0-0   | 3-0 | N - W, 78-74 (ot) (11/23/22) |
| San Jose State     | 1   | Arkansas Leads, 1-0   | 1-0   | 0-0   | 0-0 | H - W, 99-58 (12/03/22)      |
| South Dakota State | 1   | Arkansas Leads, 1-0   | 1-0   | 0-0   | 0-0 | H - W, 71-56 (11/16/22)      |
| Texas Tech         | 80  | Series Tied, 40-40    | 24-10 | 11-24 | 5-6 | N - W, 68-66 (03/21/21)      |
| Troy               | 6   | Arkansas Leads, 5-1   | 3-1   | 0-0   | 2-0 | H - W, 74-61 (11/28/22)      |
| UNC Asheville      |     | • FIRST MEETING •     |       |       |     |                              |
| UNC Greensboro     | 2   | Arkansas Leads, 2-0   | 2-0   | 0-0   | 0-0 | H - W, 65-58 (12/06/22)      |

## SOUTHEASTERN CONFERENCE

| School            | Gms  | Series Record          | H     | A     | N    | Last Meeting               |
|-------------------|------|------------------------|-------|-------|------|----------------------------|
| Alabama           | 66   | Arkansas Leads, 36-30  | 20-6  | 8-22  | 8-2  | A - L, 68-67 (02/12/22)    |
| • SEC Only        | 56   | Arkansas Leads, 29-27  | 20-6  | 8-20  | 1-1  |                            |
| Auburn            | 57   | Arkansas Leads, 37-20  | 23-5  | 13-14 | 1-1  | H - W, 80-76 OT (02/08/22) |
| • SEC Only        | 56   | Arkansas Leads, 37-19  | 23-5  | 13-14 | 1-0  |                            |
| Florida           | 40   | Arkansas Trails, 14-26 | 9-7   | 3-14  | 2-5  | A - W, 82-74 (02/22/22)    |
| • SEC Only        | SAME |                        |       |       |      |                            |
| Georgia           | 41   | Arkansas Leads, 25-16  | 12-3  | 6-10  | 6-3  | A - W, 99-73 (02/02/22)    |
| • SEC Only        | SAME |                        |       |       |      |                            |
| Kentucky          | 46   | Arkansas Trails, 13-33 | 8-8   | 4-15  | 1-10 | H - W, 75-73 (02/26/22)    |
| • SEC Only        | 41   | Arkansas Trails, 13-28 | 8-8   | 4-13  | 1-8  |                            |
| LSU               | 75   | Arkansas Leads, 41-34  | 22-8  | 13-19 | 6-7  | N - W, 79-67 (03/11/22)    |
| • SEC Only        | 66   | Arkansas Leads, 37-29  | 22-8  | 12-18 | 3-3  |                            |
| Ole Miss          | 84   | Arkansas Leads, 51-33  | 17-11 | 10-20 | 24-2 | A - W, 64-55 (01/26/22)    |
| • SEC Only        | 55   | Arkansas Leads, 29-27  | 17-10 | 10-18 | 1-0  |                            |
| Mississippi State | 67   | Arkansas Leads, 35-32  | 23-8  | 7-23  | 5-1  | H - W, 63-55 (02/05/22)    |
| • SEC Only        | 58   | Arkansas Leads, 30-28  | 22-7  | 6-21  | 2-0  |                            |
| Missouri          | 58   | Arkansas Leads, 32-26  | 18-10 | 12-16 | 2-0  | A - W, 76-57 (02/15/22)    |
| • SEC Only        | 21   | Arkansas Leads, 13-8   | 8-2   | 4-6   | 1-0  |                            |
| South Carolina    | 37   | Arkansas Leads, 22-15  | 12-5  | 7-8   | 3-2  | H - W, 75-59 (01/18/22)    |
| • SEC Only        | SAME |                        |       |       |      |                            |
| Tennessee         | 46   | Arkansas Trails, 22-24 | 12-4  | 4-15  | 6-5  | A - L, 78-74 (03/05/22)    |
| • SEC Only        | 42   | Arkansas Trails, 19-23 | 12-4  | 4-15  | 3-4  |                            |
| Texas A&M         | 164  | Arkansas Leads, 105-59 | 60-15 | 38-39 | 7-5  | N - L, 82-64 (03/12/22)    |
| • SEC Only        | 18   | Arkansas Leads 10-8    | 8-1   | 2-6   | 0-1  |                            |
| Vanderbilt        | 42   | Arkansas Leads, 29-13  | 16-4  | 8-8   | 5-1  | H - L, 75-74 (01/04/21)    |
| • SEC Only        | 40   | Arkansas Leads 28-12   | 15-4  | 8-7   | 5-1  |                            |

## AT THE SEC TOURNEY

Overall: ..... 29-29  
 1st Rd: ..... 4-10  
 2nd Rd: ..... 1-2  
 Quarterfinal: ..... 16-2  
 Semifinal: ..... 7-9  
 Final: ..... 1-6

## RECORD BY OPPONENT

| Opponent          | Record | Last Meeting           |
|-------------------|--------|------------------------|
| Alabama           | 1-1    | 1995, W, 69-58 (Semis) |
| Auburn            | 1-0    | 2000, W, 75-67 (Final) |
| Florida           | 2-5    | 2015, W, 60-49 (Semis) |
| Georgia           | 6-3    | 2015, W, 60-49 (Semis) |
| Kentucky          | 1-9    | 2017, L, 82-65 (Final) |
| LSU               | 3-3    | 2022, W, 79-67 (Quart) |
| Ole Miss          | 1-0    | 2017, W, 73-72 (Quart) |
| Mississippi State | 2-0    | 2007, W, 81-72 (Semis) |
| Missouri          | 1-0    | 2021, W, 70-64 (Quart) |
| South Carolina    | 3-2    | 2018, W, 69-64 (2nd)   |
| Tennessee         | 3-4    | 2018, L, 84-66 (Semis) |
| Texas A&M         | 0-1    | 2022, L, 82-64 (Semis) |
| Vanderbilt        | 5-1    | 2020, W, 86-73 (1st)   |

## AT THE NCAA TOURNEY

Overall: ..... 48-34  
 1st Rd: ..... 19-8  
 2nd Rd: ..... 11-10  
 Sweet 16: ..... 8-5  
 Elite 8: ..... 6-5  
 Final Four: ..... 2-4  
 Championship: ..... 1-1  
 Regional/Final Consolations: ..... 2-1

## RECORD BY OPPONENT

| Opponent         | Record | Last Meeting                 |
|------------------|--------|------------------------------|
| Alabama          | 1-0    | 1991, W, 93-70 (Sweet 16)    |
| Arizona          | 1-0    | 1994, W, 91-82 (Final 4)     |
| Arizona State    | 1-0    | 1991, W, 97-90 (2nd)         |
| Baylor           | 0-1    | 2021, L, 81-72 (Elite 8)     |
| Bucknell         | 0-1    | 2006, L, 59-55 (1st)         |
| Butler           | 0-1    | 2018, L, 79-62 (1st)         |
| Cal St-Fullerton | 1-0    | 1979, W, 61-58 (Elite 8)     |
| Cincinnati       | 0-1    | 1958, L, 97-62 (Final 4 con) |
| Colgate          | 1-0    | 2021, W, 85-68 (1st)         |
| Dartmouth        | 1-0    | 1990, W, 86-84 (2nd)         |
| Duke             | 1-2    | 2022, L, 78-69 (Elite 8)     |
| Georgetown       | 1-1    | 2001, L, 63-61 (1st)         |
| Georgia State    | 1-0    | 1979, W, 117-76 (1st)        |
| Gonzaga          | 1-0    | 2022, W, 74-68 (Sweet 16)    |
| Holy Cross       | 1-0    | 1993, W, 94-64 (1st)         |
| Indiana          | 1-0    | 2008, W, 86-72 (1st)         |
| Indiana State    | 0-1    | 1979, L, 73-71 (Elite 8)     |
| Iowa             | 1-1    | 1999, L, 82-72 (2nd)         |
| Kansas           | 0-1    | 1991, L, 93-71 (Elite 8)     |
| Kansas State     | 0-2    | 1982, L, 65-64 (2nd)         |
| Kentucky         | 0-1    | 1979, L, 64-59 (Final 4)     |
| LSU              | 0-1    | 1981, L, 75-56 (Sweet 16)    |
| Louisville       | 2-2    | 1989, L, 93-74 (2nd)         |
| Loyola-Marymount | 1-0    | 1989, W, 120-101 (1st)       |
| Marquette        | 1-0    | 1996, W, 65-56 (2nd)         |
| UMass            | 0-1    | 1996, L, 79-63 (Sweet 16)    |
| Memphis          | 1-1    | 1995, W, 96-91 OT (Sweet 16) |
| Mercer           | 1-0    | 1981, W, 73-67 (1st)         |
| Miami (Fla.)     | 0-1    | 2000, L, 75-71 (1st)         |
| Michigan         | 1-0    | 1994, W, 76-68 (Elite 8)     |
| Murray State     | 1-0    | 1992, W, 80-60 (1st)         |
| Nebraska         | 1-0    | 1998, W, 74-65 (1st)         |
| New Mexico State | 1-0    | 2022, W, 53-48 (2nd)         |
| Notre Dame       | 1-0    | 1979, W, 71-69 (Final 4)     |
| North Carolina   | 2-4    | 2017, L, 72-65 (2nd)         |
| N.C. A&T         | 1-0    | 1994, W, 94-79 (1st)         |
| Oklahoma State   | 0-2    | 1958, L, 65-4 (Sweet 16)     |
| Oral Roberts     | 1-0    | 2021, W, 72-70 (Sweet 16)    |
| Oregon           | 1-0    | 1945, W, 79-76 (Elite 8)     |
| Oregon State     | 0-1    | 1949, L, 56-38 (Elite 8)     |
| Penn State       | 1-0    | 1996, W, 86-80 (1st)         |
| Princeton        | 1-0    | 1990, W, 68-64 (1st)         |
| Purdue           | 1-0    | 1983, W, 78-68 (2nd)         |
| St. John's       | 1-1    | 1993, W, 80-74 (2nd)         |
| Seton Hall       | 1-0    | 2017, W, 77-71 (1st)         |
| Siena            | 1-0    | 1999, W, 94-80 (1st)         |
| Southern Cal     | 0-1    | 2007, L, 77-60 (1st)         |
| Syracuse         | 1-0    | 1995, W, 96-94 OT (2nd)      |
| Texas            | 1-0    | 1990, W, 88-85 (Elite 8)     |
| Texas Southern   | 1-0    | 1995, W, 79-78 (1st)         |
| Texas Tech       | 1-0    | 2021, W, 68-66 (2nd)         |
| Tulsa            | 1-0    | 1994, W, 103-84 (Sweet 16)   |
| UCLA             | 1-1    | 1998, L, 89-78 (Final)       |
| Utah             | 0-1    | 1998, L, 69-65 (2nd)         |
| Vermont          | 1-0    | 2022, W, 75-71 (1st)         |
| Villanova        | 0-1    | 1988, L, 82-74 (1st)         |
| Virginia         | 1-1    | 1995, W, 68-61 (Elite 8)     |
| Wake Forest      | 0-1    | 1977, L, 86-80 (1st)         |
| Washington State | 0-1    | 1941, L, 64-53 (Final 4)     |
| Weber State      | 2-0    | 1980, W, 74-63 (2nd)         |
| Wofford          | 1-0    | 2015, W, 56-53 (2nd*)        |
| Wyoming          | 2-0    | 1949, W, 61-48 (Reg con)     |

# #PROHOGS

|    |                      |    |                           |    |                           |
|----|----------------------|----|---------------------------|----|---------------------------|
| 41 | NBA Draft Selections | 16 | All-Star Game Appearances | 14 | All-Defensive Team Honors |
|----|----------------------|----|---------------------------|----|---------------------------|



**PATRICK BEVERLEY**

- 11th Year in NBA
- 3x NBA All-Defensive Team
- 2009 - 2nd RD/42nd overall



**DANIEL GAFFORD**

- 4th Year in NBA
- 2019 - 2nd RD/38th overall



**ISAIAH JOE**

- 3rd Year in NBA
- 2020 - 2nd RD/49th overall



**MOSES MOODY**

- 2nd Year in NBA
- 1st Hog to be "1 & Done"
- 2021 - 1st RD/14th Pick
- 2022 NBA Champion



**BOBBY PORTIS**

- 8th Year in NBA
- 2021 NBA Champion
- 2015 - 1st RD/22nd overall



**JAYLIN WILLIAMS**

- 1st Year in NBA
- 2022 - 2nd RD/34th overall

|    |                         |   |                    |   |               |
|----|-------------------------|---|--------------------|---|---------------|
| 13 | First Round Draft Picks | 7 | All-NBA Selections | 6 | NBA Champions |
|----|-------------------------|---|--------------------|---|---------------|



## PROHOGS AROUND THE WORLD

|                    |                                |
|--------------------|--------------------------------|
| Adrio Bailey       | Frankston Blues (Australia)    |
| Jaylen Barford     | Lokomotiv (Russia)             |
| Coty Clarke        | Nagoya DD (Japan)              |
| Jeantal Cylla      | Union SF (Argentina)           |
| Jabril Durham      | Szolnok (Hungary)              |
| Olumuyiwa Famutimi | Scarborough (Canada)           |
| Courtney Fortson   | PGE Spojnia Stargard (Poland)  |
| Dusty Hannahs      | Santa Cruz Warriors (G League) |
| Delvon Johnson     | Usti n/Labem (Czech Republic)  |
| Joe Johnson        | Triplets (USA BIG3)            |
| Mason Jones        | Mexico City (G League)         |
| Chris Lykes        | Horsens IC (Denmark)           |
| Daryl Macon        | Unics (Russia)                 |
| JD Notae           | Aris (Greece)                  |
| Emeka Obukwelu     | Skriljevo (Croatia)            |
| Michael Qualls     | Al Riyadi (Lebanon)            |
| Jalen Tate         | Peja (Kosovo)                  |
| Dustin Thomas      | Prishtina (Kosovo)             |
| Charles Thomas     | Penarol (Uruguay)              |
| Justin Smith       | Delaware Blue Coats (G League) |
| Au'Diese Toney     | Lakeland Magic (G League)      |
| Stanley Umude      | Motro City Cruise (G League)   |
| Trey Wade          | Arka Gdynia (Poland)           |
| Sonny Weems        | Shanxi Loongs (China)          |





## ERIC MUSSELMAN

**ARKANSAS HEAD COACH**

**San Diego, 1987**

81-29 • 4th year as Arkansas head coach

191-63 • 8th year as collegiate head coach

503-291 • 14 seasons as professional head coach

- 1996 USBL Coach of the Year
- 2003 NBA Coach of the Year Runner-Up
- 2012 NBA D-League Coach of the Year
- 2016 Bleacher Report's Mountain West Coach of the Year
- 2017 USBWA District VIII Coach of the Year
- 2018 USBWA District VIII Coach of the Year
- 2018 NABC District 17 Coach of the Year
- 2018 Mountain West Coach of the Year
- 2021 Jim Phelan Coach of the Year Finalist
- 2021 Werner Ladder Naismith Coach of the Year Semifinalist
- 2021 Basketball Times Midlands District Coach of the Year

### COLLEGIATE HEAD COACHING RECORD

| Year          | Overall       | Conf         | Finish          | Conf Tourn | NCAA/CBI Postseason              |
|---------------|---------------|--------------|-----------------|------------|----------------------------------|
| 2015-16       | 24-14         | 10-8         | MW (T4th)       | 1-1        | 5-1 • CBI Champion               |
| 2016-17       | 28-7          | 14-4         | <b>MW (1st)</b> | 3-0 *      | 0-1 • #12 seed NCAA 1st Rd       |
| 2017-18       | 29-8          | 15-3         | <b>MW (1st)</b> | 1-1        | 2-1 • #7 seed NCAA Sweet 16      |
| 2018-19       | 29-5          | 15-3         | <b>MW (1st)</b> | 1-1        | 0-1 • #7 seed NCAA 1st Rd        |
| 2019-20       | 20-12         | 7-11         | SEC (T10th)     | 1-0 +      | Canceled                         |
| 2020-21       | 25-7          | 13-4         | SEC (2nd)       | 1-1        | 3-1 • #3 seed Elite 8            |
| 2021-22       | 28-9          | 13-5         | SEC (4th)       | 1-1        | 3-1 • #4 seed Elite 8            |
| 2022-23       | 8-1           | 0-0          |                 |            |                                  |
| <b>Totals</b> | <b>191-63</b> | <b>87-38</b> |                 | <b>9-5</b> | <b>13-6 (8-5 NCAA / 5-1 CBI)</b> |

\* - Tournament champion / + - SEC Tourney canceled after Rd 1 due to COVID

## MUSSELMAN'S CAREER AS HEAD COACH

NOTE: Professional basketball **DOES NOT** count postseason toward season W-L record nor to head coach W-L record

| Year    | Team            | League   | Record | Note for the Season                           | Reg. Season<br>Div./Conf. Finish | Postseason                    |
|---------|-----------------|----------|--------|---|----------------------------------|-------------------------------|
| 1989-90 | Rapid City      | CBA      | 42-14  | <b>MOST WINS IN CBA</b>                       | 1st National Conf.               | Finals (8-8) *                |
| 1991-92 | Rapid City      | CBA      | 37-19  | <b>2nd-most wins in CBA</b>                   | 1st National Conf.               | Finals (9-7) *                |
| 1992-93 | Rapid City      | CBA      | 44-12  | <b>MOST WINS IN CBA</b>                       | 1st National Conf.               | Conf. Finals (5-3) *          |
| 1993-94 | Rapid City      | CBA      | 37-19  | <b>MOST WINS IN CBA</b>                       | 1st National Conf.               | Conf. Finals (5-5) *          |
| 1994-95 | Rapid City      | CBA      | 31-25  | 6th-most wins in CBA                          | 5th National Conf.               | Conf. 1st Rd (0-2) *          |
| 1995-96 | Florida         | CBA      | 41-15  | <b>MOST WINS IN CBA</b>                       | 1st National Conf.               | Conf. Finals (5-3) *          |
| 1996-97 | Florida         | CBA      | 38-18  | <b>2nd-most wins in CBA</b>                   | 1st American Conf.               | Finals (7-6) *                |
| 1995    | Florida         | USBL     | 25-2   | <b>MOST WINS IN USBL</b>                      | 1st Overall                      | Champion (1-0) *              |
| 1996    | Florida         | USBL     | 28-1   | <b>MOST WINS IN USBL</b>                      | 1st Southern Div.                | Champion (3-0) *              |
| 2002-03 | Golden State    | NBA      | 38-44  | 6th Pacific Division                          | 11th Western Conf.               | --                            |
| 2003-04 | Golden State    | NBA      | 37-45  | T4th Pacific Division                         | 11th Western Conf.               | --                            |
| 2006-07 | Sacramento      | NBA      | 33-49  | 5th Pacific Division                          | 11th Western Conf.               | --                            |
| 2010-11 | Reno            | D-League | 34-16  | <b>2nd-most wins in NBADL</b>                 | 1st Western Conf.                | Semifinals (2-3) *            |
| 2011-12 | Los Angeles     | D-League | 38-12  | <b>MOST WINS IN NBADL</b>                     | 1st Western Conf.                | Finals (5-2) *                |
| 2015-16 | Nevada          | NCAA     | 24-14  | <b>Led NCAA in FT Made</b>                    | T4th Mountain West               | CBI Champion (5-1)            |
| 2016-17 | Nevada          | NCAA     | 28-7   | T16th for Most wins NCAA                      | 1st Mountain West                | #12 seed - NCAA 1st Rd (0-1)  |
| 2017-18 | Nevada          | NCAA     | 29-8   | 2nd in NCAA in A-T/O ratio                    | 1st Mountain West                | #7 seed - NCAA Sweet 16 (2-1) |
| 2018-19 | Nevada          | NCAA     | 29-5   | 7th in NCAA in W-L%                           | 1st Mountain West                | #7 seed - NCAA 1st Rd (0-1)   |
| 2019-20 | Arkansas        | NCAA     | 20-12  | <b>Led NCAA in 3Pt% Def</b>                   | T10th SEC                        | Canceled                      |
| 2020-21 | Arkansas        | NCAA     | 25-7   | <b>NCAA: 2nd FT/11th Scoring</b>              | 2nd SEC                          | #3 seed - NCAA Elite 8 (3-1)  |
| 2021-22 | Arkansas        | NCAA     | 28-9   | <b>Led NCAA in FTM/FTA</b>                    | 4th SEC                          | #4 seed - NCAA Elite 8 (3-1)  |
| 2022-23 | Arkansas        | NCAA     | 8-1    |   |                                  |                               |
| 2010    | Dominican Team  |          | 5-1    | Silver Medal Centrobasket Championship        |                                  |                               |
| 2011    | Venezuelan Team |          | 12-9   | 5th FIBA Americas Championship                |                                  |                               |
| 2012    | Venezuelan Team |          | 7-4    | Silver Medal FIBA South American Championship |                                  |                               |

### MUSSELMAN COMPOSITE COACHING RECORD

| COLLEGIATE           | 7th Yr            | Overall        | Conf                        | Conf Tourn | NCAA/CBI  | ALL POST |
|----------------------|-------------------|----------------|-----------------------------|------------|-----------|----------|
| Nevada               | 4 yrs             | 191-63         | 87-38                       | 9-5        | 8-5 / 5-1 | 22-11    |
| Arkansas             | 4 yrs             | 81-29          | 33-20                       | 6-3        | 2-3 / 5-1 | 13-7     |
| <b>PROFESSIONAL</b>  | <b>14 Seasons</b> | <b>503-291</b> | <b>(50-39 Postseason *)</b> |            |           |          |
| <b>CBA</b>           | <b>7 years</b>    | <b>270-122</b> | <b>(39-34 Postseason*)</b>  |            |           |          |
| Rapid City           | 5 years           | 191-89         | (27-25 Postseason *)        |            |           |          |
| Florida              | 2 years           | 79-33          | (12-9 Postseason *)         |            |           |          |
| <b>USBL</b>          | <b>2 years</b>    | <b>53-3</b>    | <b>(4-0 Postseason *)</b>   |            |           |          |
| Florida              | 2 years           | 53-3           | (4-0 Postseason *)          |            |           |          |
| <b>NBA</b>           | <b>3 years</b>    | <b>108-138</b> | <b>--</b>                   |            |           |          |
| Golden State         | 2 years           | 75-89          | --                          |            |           |          |
| Sacramento           | 1 year            | 33-49          | --                          |            |           |          |
| <b>D-League</b>      | <b>2 years</b>    | <b>72-28</b>   | <b>(7-5 Postseason *)</b>   |            |           |          |
| Reno                 | 1 year            | 34-16          | (2-3 Postseason *)          |            |           |          |
| Los Angeles          | 1 year            | 28-12          | (5-2 Postseason *)          |            |           |          |
| <b>INTERNATIONAL</b> | <b>3 Years</b>    | <b>24-14</b>   | <b>--</b>                   |            |           |          |
| Dominican            | 1 years           | 5-1            | --                          |            |           |          |
| Venezuelan           | 2 years           | 19-13          | --                          |            |           |          |

\* - Note, professional basketball does not include playoff results in W-L record

\* - Musselman's pro record including playoffs is 553-330

### MUSSELMAN STOPS BY YEAR

|            |                                 |                          |       |
|------------|---------------------------------|--------------------------|-------|
| 1989-90    | Head Coach                      | Rapid City Thrillers     | CBA   |
| 1990-91    | Asst. Coach                     | Minnesota Timberwolves   | NBA   |
| 1991-92    | Head Coach                      | Rapid City Thrillers     | CBA   |
| 1992-93    | Head Coach                      | Rapid City Thrillers     | CBA   |
| 1993-94    | Head Coach                      | Rapid City Thrillers     | CBA   |
| 1994-95    | Head Coach                      | Rapid City Thrillers     | CBA   |
| Spring '95 | Head Coach                      | Florida Sharks           | USBL  |
| 1995-96    | Head Coach                      | Florida Beachdogs        | CBA   |
| Spring '96 | Head Coach                      | Florida Sharks           | USBL  |
| 1996-97    | Head Coach                      | Florida Beachdogs        | CBA   |
| 1998-99    | Asst. Coach                     | Orlando Magic            | NBA   |
| 1999-00    | Asst. Coach                     | Orlando Magic            | NBA   |
| 2000-01    | Asst. Coach                     | Atlanta Hawks            | NBA   |
| 2001-02    | Asst. Coach                     | Atlanta Hawks            | NBA   |
| 2002-03    | Head Coach                      | Golden State Warriors    | NBA   |
| 2003-04    | Head Coach                      | Golden State Warriors    | NBA   |
| 2004-05    | Asst. Coach                     | Memphis Grizzlies        | NBA   |
| 2005-06    | Asst. Coach                     | Memphis Grizzlies        | NBA   |
| 2006-07    | Head Coach                      | Sacramento Kings         | NBA   |
| 2007-10    | • DID NOT COACH FOR 3 SEASONS • |                          |       |
| 2010-11    | Head Coach                      | Reno Bighorns            | NBADL |
| 2011-12    | Head Coach                      | Los Angeles Defenders    | NBADL |
| 2012-13    | Asst. Coach                     | Arizona State Sun Devils | NCAA  |
| 2013-14    | Assoc. HC                       | Arizona State Sun Devils | NCAA  |
| 2014-15    | Assoc. HC                       | LSU Tigers               | NCAA  |
| 2015-16    | Head Coach                      | Nevada Wolf Pack         | NCAA  |
| 2016-17    | Head Coach                      | Nevada Wolf Pack         | NCAA  |
| 2017-18    | Head Coach                      | Nevada Wolf Pack         | NCAA  |
| 2018-19    | Head Coach                      | Nevada Wolf Pack         | NCAA  |
| 2019-20    | Head Coach                      | Arkansas Razorbacks      | NCAA  |
| 2020-21    | Head Coach                      | Arkansas Razorbacks      | NCAA  |
| 2021-22    | Head Coach                      | Arkansas Razorbacks      | NCAA  |
| 2022-23    | Head Coach                      | Arkansas Razorbacks      | NCAA  |



## MUSSELMAN AT A GLANCE

- Eric Musselman was named Arkansas' 13th head men's basketball coach on April 7, 2019. He has over 30 years of coaching experience, including his seven as a collegiate head coach and 14 as a professional head coach.
- In his first seven years as a collegiate head coach, Musselman has won at least 20 games each season (24, 28, 29, 29, 20, 25 and 28), advanced to all six postseasons played (including five straight NCAA tournaments) and reached three NCAA Sweet 16's, including an Elite 8 appearances with the Hogs in 2021 and '22. Prior to entering the collegiate head coaching ranks, Musselman was a head coach for seven professional teams, including two seasons with the Golden State Warriors (2002-04) and one with the Sacramento Kings (2006-07). He won over 550 games as a professional head coach with a combined pro winning percentage of .626 (553-330).
- Musselman played collegiately at the University of San Diego and helped the Toreros to NCAA Tournament berths in 1984 and 1987. He was recipient of the program's Bugelli Leadership Award as a senior.
- Musselman is married to Danyelle Sargent Musselman, who has worked at ESPN, Fox Sports and the NFL Network as a broadcaster. Musselman has two sons, Michael and Matthew, and the couple has a daughter, Mariah.
- Musselman's father Bill was also an NBA head coach and they were the first father-son combination to become head coaches in the NBA.

## MUSSELMAN DID YOU KNOWS

- Named General Manager of CBA's Rapid City Thrillers at age of 22. The next year, became head coach of the Thrillers at he age of 23, the youngest coach in CBA history.
- From 1990-1997, had 26 players called up to the NBA, the highest number in the league during that span.
- Is the only person in CBA history to coach in five league All-Star Games (1990, 1992, 1993, 1994, 1997)
- The first coach in professional basketball history to win 100 games by the age of 28.
- At the age of 37, named head coach of the Golden State Warriors and was the youngest head coach ever hired by an NBA team at the time.
- He and his father, Bill, were first father-son combination to both become head coaches in NBA history.
- In 2003, was runner-up to Gregg Popovich for NBA Coach of the Year Award voting (231 points, including 26 first-place votes).
- Is the CBA's third all-time winningest coach (270-122 in seven seasons) and the most successful coach (54-3 in two seasons) in the history of the United States Basketball League.
- Led CBA in scoring (116.7 ppg) in 192-93 and was 2nd in NBA in scoring (102.4 ppg) in 2002-03.
- Only needed 130 games to win his 100th game as a collegiate head coach. He was the 27th-fastest coach in NCAA history to reach 100 wins but was the ninth-fastest since 1970.
- In his first season at Arkansas, the Razorbacks led the NCAA in 3-point field goal percentage defense while Arkansas led the NCAA in both free throws made and attempted in 2022.

## MUSSELMAN VS. ALL OPPONENTS

| Opponent                  | Overall    | at Nevada  | at Arkansas | Last Meeting    |
|---------------------------|------------|------------|-------------|-----------------|
| Abilene Christian         | 1-0        | 0-0        | 1-0         | 12/20/20        |
| Air Force                 | 7-0        | 7-0        | 0-0         | 03/05/19        |
| Akron                     | 1-0        | 1-0        | 0-0         | 12/22/18        |
| <b>Alabama</b>            | <b>2-2</b> | <b>0-0</b> | <b>2-2</b>  | <b>02/12/22</b> |
| Arizona State             | 1-0        | 1-0        | 0-0         | 12/07/18        |
| <b>Auburn</b>             | <b>3-1</b> | <b>0-0</b> | <b>3-1</b>  | <b>02/08/22</b> |
| Austin Peay               | 1-0        | 0-0        | 1-0         | 11/12/19        |
| <b>Baylor</b>             | <b>0-1</b> | <b>0-0</b> | <b>0-1</b>  | <b>03/29/21</b> |
| Boise State               | 7-2        | 7-2        | 0-0         | 02/02/19        |
| <b>Bradley</b>            | <b>1-0</b> | <b>1-0</b> | <b>0-0</b>  | <b>12/03/16</b> |
| Buffalo                   | 1-0        | 1-0        | 0-0         | 11/25/16        |
| BYU                       | 1-0        | 1-0        | 0-0         | 11/06/18        |
| Cal State Fullerton       | 0-1        | 0-1        | 0-0         | 11/28/15        |
| California Baptist        | 1-0        | 1-0        | 0-0         | 11/19/18        |
| Central Arkansas          | 2-0        | 0-0        | 2-0         | 12/01/21        |
| Charlotte                 | 1-0        | 0-0        | 1-0         | 12/11/21        |
| Cincinnati                | 2-0        | 1-0        | 1-0         | 11/23/21        |
| Coastal Carolina          | 1-0        | 1-0        | 0-0         | 11/13/15        |
| Colgate                   | 1-0        | 0-0        | 1-0         | 03/19/21        |
| Colorado State            | 7-1        | 7-1        | 0-0         | 02/02/19        |
| <b>Creighton</b>          | <b>0-1</b> | <b>0-0</b> | <b>0-1</b>  | <b>11/22/22</b> |
| Davidson                  | 1-0        | 1-0        | 0-0         | 11/21/17        |
| Drake                     | 1-0        | 1-0        | 0-0         | 12/12/15        |
| Duke                      | 0-1        | 0-0        | 0-1         | 03/26/22        |
| Eastern Washington        | 1-0        | 1-0        | 0-0         | 03/21/16        |
| Elon                      | 1-0        | 0-0        | 1-0         | 12/21/21        |
| <b>Florida</b>            | <b>2-2</b> | <b>0-1</b> | <b>2-1</b>  | <b>02/22/22</b> |
| <b>Fordham</b>            | <b>1-0</b> | <b>0-0</b> | <b>1-0</b>  | <b>11/11/22</b> |
| Fresno Pacific            | 1-0        | 1-0        | 0-0         | 12/09/15        |
| Fresno State              | 6-3        | 6-3        | 0-0         | 02/23/19        |
| Gardner-Webb              | 1-0        | 0-0        | 1-0         | 11/13/21        |
| <b>Georgia</b>            | <b>2-1</b> | <b>0-0</b> | <b>2-1</b>  | <b>02/02/22</b> |
| Georgia Tech              | 1-0        | 0-0        | 1-0         | 11/25/19        |
| Grand Canyon              | 1-0        | 1-0        | 0-0         | 12/09/18        |
| Gonzaga                   | 1-0        | 0-0        | 1-0         | 03/24/22        |
| Hawai'i                   | 1-1        | 1-1        | 0-0         | 11/24/17        |
| Hofstra                   | 0-1        | 0-0        | 0-1         | 12/18/21        |
| Holy Names                | 1-0        | 1-0        | 0-0         | 11/30/15        |
| Idaho                     | 1-0        | 1-0        | 0-0         | 11/10/17        |
| Illinois State            | 1-0        | 1-0        | 0-0         | 11/29/17        |
| Indiana                   | 1-0        | 0-0        | 1-0         | 12/29/19        |
| Iona                      | 1-1        | 1-1        | 0-0         | 11/26/16        |
| Iowa State                | 0-1        | 0-1        | 0-0         | 03/16/17        |
| Kansas State              | 1-0        | 0-0        | 1-0         | 11/2/21         |
| <b>Kentucky</b>           | <b>2-1</b> | <b>0-0</b> | <b>2-1</b>  | <b>02/26/22</b> |
| Little Rock               | 1-0        | 0-0        | 1-0         | 12/04/21        |
| Lipscomb                  | 1-0        | 0-0        | 1-0         | 12/05/20        |
| Little Rock               | 1-0        | 1-0        | 0-0         | 11/16/18        |
| <b>LSU</b>                | <b>5-3</b> | <b>0-0</b> | <b>5-3</b>  | <b>03/11/22</b> |
| <b>Louisville</b>         | <b>1-0</b> | <b>0-0</b> | <b>1-0</b>  | <b>11/21/22</b> |
| Loyola-Chicago            | 1-1        | 1-1        | 0-0         | 11/28/18        |
| Loyola Marymount          | 1-0        | 1-0        | 0-0         | 11/14/16        |
| <b>Ole Miss</b>           | <b>3-0</b> | <b>0-0</b> | <b>3-0</b>  | <b>01/26/22</b> |
| Massachusetts             | 1-0        | 1-0        | 0-0         | 11/23/18        |
| Mercer                    | 1-0        | 0-0        | 2-0         | 11/09/21        |
| <b>Mississippi State</b>  | <b>2-3</b> | <b>0-0</b> | <b>2-3</b>  | <b>02/05/22</b> |
| Mississippi Valley        | 1-0        | 0-0        | 1-0         | 11/25/20        |
| <b>Missouri</b>           | <b>5-2</b> | <b>0-0</b> | <b>5-2</b>  | <b>02/15/22</b> |
| Montana                   | 2-0        | 1-0        | 1-0         | 11/16/19        |
| Montana State             | 1-0        | 1-0        | 0-0         | 11/15/15        |
| Morehead State            | 2-1        | 2-1        | 0-0         | 04/01/16        |
| New Mexico                | 5-3        | 5-3        | 0-0         | 02/09/19        |
| New Mexico State          | 1-0        | 0-0        | 1-0         | 03/19/22        |
| <b>North Dakota State</b> | <b>1-0</b> | <b>0-0</b> | <b>1-0</b>  | <b>11/07/22</b> |
| North Texas               | 2-0        | 0-0        | 2-0         | 11/29/20        |

## MUSSELMAN VS. ALL OPPONENTS

| Opponent                  | Overall           | at Nevada     | at Arkansas  | Last Meeting    |
|---------------------------|-------------------|---------------|--------------|-----------------|
| Northern Iowa             | 1-0               | 0-0           | 1-0          | 11/17/21        |
| Northern Kentucky         | 1-0               | 0-0           | 1-0          | 11/30/19        |
| Oakland                   | 1-0               | 1-0           | 0-0          | 11/23/16        |
| <b>Oklahoma</b>           | <b>0-1</b>        | <b>0-0</b>    | <b>0-1</b>   | <b>12/11/21</b> |
| Oklahoma State            | 0-1               | 0-0           | 0-1          | 01/30/21        |
| Oral Roberts              | 2-0               | 0-0           | 2-0          | 03/27/21        |
| Oregon State              | 1-1               | 1-1           | 0-0          | 11/18/16        |
| Pacific                   | 4-0               | 4-0           | 0-0          | 11/09/18        |
| Penn                      | 1-0               | 0-0           | 1-0          | 11/28/21        |
| Portland State            | 1-0               | 1-0           | 0-0          | 11/25/15        |
| Radford                   | 1-0               | 1-0           | 0-0          | 12/17/17        |
| Rhode Island              | 1-0               | 1-0           | 0-0          | 11/13/17        |
| Rice                      | 1-0               | 0-0           | 1-0          | 11/05/19        |
| Saint Mary's              | 0-1               | 0-1           | 0-0          | 11/11/16        |
| <b>San Diego State</b>    | <b>4-7</b>        | <b>3-7</b>    | <b>1-0</b>   | <b>11/23/22</b> |
| San Francisco             | 0-1               | 0-1           | 0-0          | 12/23/17        |
| <b>San Jose State</b>     | <b>6-0</b>        | <b>6-0</b>    | <b>1-0</b>   | <b>12/03/22</b> |
| Santa Clara               | 2-0               | 2-0           | 0-0          | 11/15/17        |
| <b>South Carolina</b>     | <b>2-1</b>        | <b>0-0</b>    | <b>2-1</b>   | <b>01/18/22</b> |
| South Dakota              | 1-0               | 0-0           | 1-0          | 11/22/19        |
| <b>South Dakota State</b> | <b>2-0</b>        | <b>1-0</b>    | <b>1-0</b>   | <b>11/16/22</b> |
| Southern                  | 1-0               | 0-0           | 1-0          | 12/09/20        |
| Southern Cal              | 1-0               | 1-0           | 0-0          | 12/01/18        |
| Southern Illinois         | 1-0               | 1-0           | 0-0          | 12/22/17        |
| <b>Tennessee</b>          | <b>2-3</b>        | <b>0-0</b>    | <b>2-3</b>   | <b>03/05/22</b> |
| Texas                     | 1-0               | 1-0           | 0-0          | 03/16/18        |
| <b>Texas A&amp;M</b>      | <b>3-3</b>        | <b>0-0</b>    | <b>3-3</b>   | <b>03/12/22</b> |
| Texas Tech                | 1-0               | 0-0           | 1-0          | 03/21/21        |
| TCU                       | 1-1               | 0-1           | 1-0          | 01/25/20        |
| Texas Southern            | 1-0               | 0-0           | 1-0          | 11/19/19        |
| Texas Tech                | 0-1               | 0-1           | 0-0          | 12/05/17        |
| Towson                    | 1-0               | 1-0           | 0-0          | 12/21/16        |
| <b>Troy</b>               | <b>1-0</b>        | <b>0-0</b>    | <b>1-0</b>   | <b>11/28/22</b> |
| Tulsa                     | 2-0               | 1-0           | 1-0          | 12/14/19        |
| UC Davis                  | 1-0               | 1-0           | 0-0          | 12/19/17        |
| UC Irvine                 | 2-0               | 2-0           | 0-0          | 12/02/17        |
| UC Santa Barbara          | 1-0               | 1-0           | 0-0          | 12/22/16        |
| <b>UNC Greensboro</b>     | <b>1-0</b>        | <b>0-0</b>    | <b>1-0</b>   | <b>12/06/22</b> |
| <b>UNC Asheville</b>      | • FIRST MEETING • |               |              |                 |
| UNLV                      | 7-2               | 7-2           | 0-0          | 02/27/19        |
| UT Arlington              | 1-0               | 0-0           | 1-0          | 12/02/20        |
| Utah                      | 1-0               | 1-0           | 0-0          | 12/29/18        |
| Utah State                | 7-2               | 7-2           | 0-0          | 03/02/19        |
| Valparaiso                | 1-0               | 0-0           | 1-0          | 12/21/19        |
| <b>Vanderbilt</b>         | <b>3-1</b>        | <b>0-0</b>    | <b>3-1</b>   | <b>01/04/22</b> |
| Vermont                   | 2-0               | 1-0           | 1-0          | 03/17/16        |
| Washington                | 1-0               | 1-0           | 0-0          | 12/11/16        |
| West Virginia             | 1-0               | 0-0           | 1-0          | 01/29/22        |
| Western Kentucky          | 0-1               | 0-0           | 0-1          | 12/07/19        |
| Wichita State             | 0-1               | 0-1           | 0-0          | 12/22/15        |
| Wyoming                   | 5-1               | 5-1           | 0-0          | 02/16/19        |
| <b>Totals</b>             | <b>191-63</b>     | <b>110-34</b> | <b>81-29</b> |                 |

## MUSSELMAN VS. CONFERENCES

|                   |     |                 |       |                |       |
|-------------------|-----|-----------------|-------|----------------|-------|
| American Athletic | 4-0 | CAA             | 2-1   | Ohio Valley    | 3-1   |
| American East     | 2-0 | C-USA           | 4-1   | Pac-12         | 5-1   |
| ACC               | 3-0 | Horizon League  | 2-0   | Patriot League | 1-0   |
| Atlantic Sun      | 2-0 | Ind./Non D-1    | 2-0   | SEC            | 35-23 |
| Atlantic 10       | 4-0 | Ivy League      | 1-0   | SoCon          | 2-0   |
| Big East          | 0-1 | MAAC            | 1-1   | Southland      | 2-0   |
| Big Sky           | 6-0 | Mid-American    | 1-0   | SWAC           | 3-0   |
| Big South         | 3-0 | MEAC            | 0-0   | Summit League  | 6-0   |
| Big Ten           | 1-0 | Missouri Valley | 7-2   | Sun Belt       | 5-0   |
| Big 12            | 5-6 | Mountain West   | 62-21 | WCC            | 9-2   |
| Big West          | 5-2 | Northeast       | 0-0   | WAC            | 3-0   |

## MUSSELMAN RECORD BREAKDOWN

|                                       |                                   |
|---------------------------------------|-----------------------------------|
| <b>OVERALL:</b>                       | <b>191-63</b>                     |
| <b>- AT ARKANSAS.....</b>             | <b>81-29</b>                      |
| Home:.....111-11.....                 | 53-6 at Arkansas                  |
| Away:.....48-35.....                  | 14-16 at Arkansas                 |
| Neutral:.....32-17.....               | 14-7 at Arkansas                  |
| <b>CONFERENCE GAMES:</b>              | <b>87-38</b>                      |
| <b>- AT ARKANSAS.....</b>             | <b>33-20</b>                      |
| Home:.....53-11.....                  | 22-6 at Arkansas                  |
| Away:.....34-27.....                  | 11-14 at Arkansas                 |
| <b>VS RANKED TEAMS...11-12</b>        | <b>AS RANKED TEAM: .....73-20</b> |
| <b>- AT ARKANSAS.....9-9</b>          | <b>- AT ARKANSAS.....35-8</b>     |
| Home:.....4-3 / 4-3 at Ark            | Home:.....38-1 / 20-0 at Ark      |
| Away:.....2-4 / 2-3 at Ark            | Away:.....15-7 / 3-1 at Ark       |
| Neutral:.....5-5 / 3-3 at Ark         | Neutral:.....20-11 / 21-7 at Ark  |
| <b>RECORD BY MONTH:</b>               |                                   |
| November:.....46-5.....               | 21-1 at Arkansas                  |
| December:.....38-11.....              | 17-4 at Arkansas                  |
| January:.....38-17.....               | 14-11 at Arkansas                 |
| February:.....37-13.....              | 15-7 at Arkansas                  |
| March:.....29-17.....                 | 13-6 at Arkansas                  |
| April:.....1-0.....                   | 0-0 at Arkansas                   |
| <b>WHEN LEADING AT HALFTIME:</b>      | <b>145-7</b>                      |
| at Arkansas.....                      | 61-3                              |
| <b>WHEN TRAILING AT HALFTIME:</b>     | <b>43-55</b>                      |
| at Arkansas.....                      | 18-26                             |
| <b>WHEN TIED AT HALFTIME:</b>         | <b>4-1</b>                        |
| at Arkansas.....                      | 2-0                               |
| <b>OUT-REBOUNDING OPP:</b>            | <b>118-16</b>                     |
| at Arkansas.....                      | 48-6                              |
| <b>BEING OUT-REBOUNDED:</b>           | <b>62-44</b>                      |
| at Arkansas.....                      | 29-22                             |
| <b>REBOUNDS ARE EVEN:</b>             | <b>11-2</b>                       |
| at Arkansas.....                      | 4-1                               |
| <b>WHEN SCORING FIRST:</b>            | <b>114-27</b>                     |
| at Arkansas.....                      | 48-11                             |
| <b>WHEN OPPONENT SCORES FIRST:</b>    | <b>77-36</b>                      |
| at Arkansas.....                      | 33-18                             |
| <b>ONE-POSSESSION GAMES:</b>          | <b>23-14</b>                      |
| at Arkansas.....                      | 8-6                               |
| <b>OVERTIME GAMES:</b>                | <b>11-6</b>                       |
| at Arkansas.....                      | 5-3                               |
| <b>GAMES DECIDED BY 1-5 PTS:</b>      | <b>40-26</b>                      |
| at Arkansas.....                      | 16-12                             |
| <b>GAMES DECIDED BY 6-10 PTS:</b>     | <b>34-17</b>                      |
| at Arkansas.....                      | 19-9                              |
| <b>GAMES DECIDED BY 11-19 PTS:</b>    | <b>59-13</b>                      |
| at Arkansas.....                      | 26-5                              |
| <b>GAMES DECIDED BY 20-PLUS PTS:</b>  | <b>48-7</b>                       |
| at Arkansas.....                      | 20-3                              |
| <b>SHOOTING 50 PERCENT OR BETTER:</b> | <b>59-2</b>                       |
| at Arkansas.....                      | 21-1                              |
| <b>SHOOTING PCT. BETTER THAN OPP:</b> | <b>158-11</b>                     |
| at Arkansas.....                      | 69-6                              |
| <b>SHOOTING PCT. WORSE THAN OPP:</b>  | <b>32-51</b>                      |
| at Arkansas.....                      | 12-23                             |
| <b>SHOOTING PCT. SAME AS OPP:</b>     | <b>1-1</b>                        |
| at Arkansas.....                      | 0-0                               |
| <b>OUT-SCORING OPP BENCH:</b>         | <b>93-9</b>                       |
| at Arkansas.....                      | 40-8                              |
| <b>OUT-SCORED BY OPP BENCH:</b>       | <b>92-43</b>                      |
| at Arkansas.....                      | 39-19                             |
| <b>BENCH SCORING EVEN:</b>            | <b>7-1</b>                        |
| at Arkansas.....                      | 3-1                               |

## MOST POINTS BY A MUSSELMAN TEAM

|  |              |                          |                          |
|--|--------------|--------------------------|--------------------------|
| NOTE: MISSING RESULTS FROM RAPID CITY (CBA) AND FLORIDA (USBL) |              |                          |                          |
| 142  | Arkansas     | Mississippi Valley State | 11/25/20 W, 142-62       |
| 138  | LA D-Fenders | Erie BayHawks            | 02/06/12 W, 138-107      |
| 135  | LA D-Fenders | Stockton Kings           | 11/28/11 W, 135-103      |
| 135  | Sacramento   | Charlotte Bobcats        | 02/28/07 W, 135-120      |
| 135  | Golden State | Orlando Magic            | 11/16/02 W, 135-92       |
| 133  | Golden State | at Milwaukee Bucks       | 03/08/03 L, 133-138 (OT) |
| 132  | LA D-Fenders | Rio Grande Valley Vipers | 12/05/11 W, 132-126      |
| 128  | Sacramento   | Los Angeles Lakers       | 12/29/06 L, 128-132 (OT) |
| 128  | Golden State | Utah Jazz                | 04/08/03 W, 128-102      |
| 127  | LA D-Fenders | Canton Charge            | 01/30/12 W, 127-87       |
| 127  | Reno         | Idaho Stampede           | 12/01/10 W, 127-117      |
| 126  | Reno         | Rio Grande Valley Vipers | 004/20/11 L, 126-134     |

## PLAYER GAME HIGHS:

|  |   |
|--|---|
| <b>MOST POINTS:</b>  |   |
| at Nevada:   | 45 Jordan Caroline at New Mexico 01/07/17         |
|  | 40 Jordan Caroline at Colorado St 02/06/19        |
|  | 37 D.J. Fenner vs UNLV 02/08/17                   |
|  | 34 Marqueeze Coleman at Hawai'i 11/16/15          |
|  | 33 Caleb Martin at Utah 12/29/18                  |
|  | 32 Marcus Marshall at Wyoming 01/14/17            |
|  | 32 Marcus Marshall at Washington 12/11/16         |
|  | 32 Tyrone Criswell vs Eastern Washington 03/21/16 |
|  | 30 4x   |
| at Arkansas:   | 41 Mason Jones vs Tulsa 12/14/19                  |
|  | 40 Mason Jones vs Auburn 02/04/20                 |
|  | 38 Mason Jones vs Miss State 02/15/20             |
|  | 37 Mason Jones vs Tennessee 02/26/20              |
|  | 36 Mason Jones vs LSU 03/04/20                    |
|  | 34 Mason Jones vs South Carolina 01/29/20         |
|  | 34 Isaiah Joe at Ole Miss 01/11/20                |
|  | 33 Isaiah Joe vs Texas Southern 11/19/19          |
|  | 32 Mason Jones vs Rice 11/05/19                   |
|  | 31 Stanley Umude at Georgia 02/02/22              |
|  | 31 JD Notae at Texas A&M 01/08/22                 |
|  | 30 5x - Last: JD Notae vs Kentucky 02/26/22       |
| Season Opener: 32 Mason Jones vs Rice 11/05/19                         |   |
| SEC Opener 17 Isaiah Joe & Mason Jones vs TX A&M 01/04/20              |   |
| SEC Game: 40 Mason Jones vs Auburn 02/04/20                            |   |
| SEC Tourney: 28 Moses Moody vs LSU 03/13/20                            |   |
| NCAA Tourney: 27, Justin Smith vs Colgate 03/19/21                     |   |
| Bud Walton: 41 Mason Jones vs Tulsa 12/14/19                           |   |
| Road Game: 34 Isaiah Joe at Ole Miss 01/11/20                          |   |
| Neutral Site: 28 Moses Moody vs LSU 03/13/20                           |   |
| Ranked Opp: 40 Mason Jones vs Auburn 02/04/20                          |   |
| Frosh: 28 (4x) Moses Moody (Bama, USC, TX A&M, LSU)                    |   |
| Soph: 34 Isaiah Joe at Ole Miss 01/11/20                               |   |
| Junior: 41 Mason Jones vs Tulsa 12/14/19                               |   |
| Senior+: 31 (2x) Notae at TX A&M and Umude at Georgia                  |   |
| <b>MOST FIELD GOALS MADE:</b>  |   |
| at Nevada:   | 17 Jordan Caroline at New Mexico 01/07/17         |
|  | 13 Cody Martin vs Utah State 02/17/18             |
|  | 12 Jordan Caroline at UNLV 02/25/17               |
|  | 12 Cameron Oliver vs Eastern Washington 03/21/16  |
|  | 12 D.J. Fenner v UNLV 02/08/17                    |
| at Arkansas:   | 14 Jimmy Whitt Jr. vs Vanderbilt 01/15/20         |
|  | 12 <b>Ricky Council IV</b> vs Troy 11/28/22       |
|  | 12 Stanley Umude at Georgia 02/02/22              |
|  | 12 Mason Jones vs Auburn 02/04/20                 |
|  | 12 Mason Jones vs Tulsa 12/14/19                  |
|  | 12 Mason Jones vs Rice 11/05/19                   |
| <b>MOST 3-POINTERS MADE:</b>   |   |
| at Nevada:   | 8 Marcus Marshall at UNLV 02/25/17                |
|  | 7 6x  |
| at Arkansas:   | 8 Mason Jones at Texas A&M 03/07/20               |
|  | 7 Isaiah Joe at Ole Miss 01/11/20                 |
|  | 6 5x - LAST: Stanley Umude at Missouri 02/15/22   |
| <b>MOST FREE THROWS MADE:</b>  |   |
| at Nevada:   | 15 Marcus Marshall vs Boise State 02/22/17        |
|  | 15 Marqueeze Coleman vs UNLV 01/23/16             |
|  | 15 Marqueeze Coleman at Hawai'i 11/16/15          |
|  | 14 Jordan Caroline vs Rhode Island 11/13/17       |
|  | 14 Marcus Marshall at Wyoming 01/14/17            |
| at Arkansas:   | 18 Mason Jones vs Miss State 02/15/20             |
|  | 16 Moses Moody vs Alabama 02/24/21                |
|  | 15 Mason Jones vs South Carolina 01/29/20         |
|  | 13 JD Notae vs Kentucky 02/26/22                  |
|  | 12 4x - Last Chris Lykes vs Elon 12/21/21         |
| <b>MOST REBOUNDS:</b>  |   |
| at Nevada:   | 24 Cameron Oliver vs Fresno State 02/1/16         |
|  | 21 Cameron Oliver at UNLV 02/20/16                |
|  | 17 Cameron Oliver vs Colorado State 03/04/17      |
|  | 6x  |
| at Arkansas:   | 17 Justin Smith vs Oral Roberts 12/20/20          |
|  | 16 Jaylin Williams vs Tennessee 02/19/22          |
|  | 16 Connor Vanover vs North Texas 11/28/20         |
|  | 15 Jaylin Williams vs New Mexico St 03/19/22      |
|  | 15 Jaylin Williams vs West Virginia 01/29/22      |
|  | 15 Jimmy Whitt Jr. vs LSU 03/04/20                |
|  | 14 <b>Makhi Mitchell</b> vs UNGC 12/06/22         |
|  | 14 Justin Smith vs Oral Roberts 03/27/21          |
| Season Opener: 12 <b>Trevon Brazile</b> vs North Dakota State 11/07/22 |   |
| SEC Opener 6 Mason Jones vs Texas A&M 01/04/20                         |   |
| SEC Game: 16 Jaylin Williams vs Tennessee 02/19/22                     |   |
| SEC Tourney: 11 Jaylin Williams vs LSU 03/11/22                        |   |
| NCAA Tourney: 15 Jaylin Williams vs New Mexico St 03/19/22             |   |
| Bud Walton: 17 Justin Smith vs Oral Roberts 12/20/20                   |   |
| Road Game: 13 Jaylin Williams at LSU 01/15/22                          |   |
| Neutral Site: 15 Jaylin Williams vs New Mexico St 03/19/22             |   |
| Ranked Opp: 16 Jaylin Williams vs #16 Tennessee 02/19/22               |   |
| Frosh: 10 (5x) last by Jaylin Williams vs Texas Tech 03/21/21          |   |
| Soph: 16 (2x) last Jaylin Williams vs Tennessee 02/19/22               |   |
| Junior: 12 Mason Jones vs South Carolina 01/29/20                      |   |
| Senior+: 17 Justin Smith vs Oral Roberts 12/20/20                      |   |

## MOST OFFENSIVE REBOUNDS:

|              |   |
|--------------|---|
| at Nevada:   | 11 AJ West at Pacific 11/21/15              |
|              | 8 Cameron Oliver vs Fresno State 02/1/16    |
| at Arkansas: | 11 Justin Smith vs Oral Roberts 03/27/21    |
|              | 10 Justin Smith vs Oral Roberts 12/12/20    |
|              | 6 Au'Diese Toney vs Cincinnati 11/23/21     |
|              | 6 Justin Smith vs UT Arlington 12/02/20     |
|              | 6 Reggie Chaney at Missouri 02/08/20        |
|              | 5 9x - Last: Au'Diese Toney vs AUB 02/08/22 |

## MOST DEFENSIVE REBOUNDS:

|              |   |
|--------------|---|
| at Nevada:   | 16 Cameron Oliver vs Fresno State 02/1/16                   |
|              | 14 Cameron Oliver vs Colorado State 03/04/17                |
|              | 14 Cameron Oliver at Wyoming 0/14/17                        |
|              | 13 Cameron Oliver vs Colorado State 03/11/17                |
|              | 13 Cameron Oliver at Air Force 02/15/17                     |
| at Arkansas: | 15 Jaylin Williams vs Tennessee 02/19/22                    |
|              | 15 Jaylin Williams vs West Virginia 01/29/22                |
|              | 14 <b>Makhi Mitchell</b> vs UNGC 12/06/22                   |
|              | 14 Connor Vanover vs North Texas 11/28/20                   |
|              | 14 Jimmy Whitt Jr. vs LSU 03/04/20                          |
|              | 13 Jaylin Williams vs New Mexico St 03/19/22                |
|              | 13 Jaylin Williams at LSU 01/15/22                          |
|              | 11 5x - LAST: <b>Trevon Brazile</b> vs N Dakota St 11/07/22 |

## MOST ASSISTS:

|              |   |
|--------------|---|
| at Nevada:   | 11 Cody Martin vs BYU 11/06/18                |
|              | 11 Cody Martin vs Colorado State 02/25/18     |
|              | 11 Marqueeze Coleman vs Holy Names 11/30/15   |
|              | 10 Cody Martin vs Little Rock 11/16/18        |
|              | 10 Cody Martin vs Pacific 11/09/18            |
|              | 10 Marcus Marshall vs Colorado State 03/04/17 |
| at Arkansas: | 11 Jalen Tate vs UCA 12/12/12                 |
|              | 10 Jalen Tate vs Georgia 01/09/21             |
|              | 9 Mason Jones at Ole Miss 01/11/20            |
|              | 8 JD Notae vs Kentucky 02/26/22               |
|              | 8 Davonte Davis vs Charlotte 12/07/21         |
|              | 8 Jalen Tate at Vanderbilt 01/23/21           |
|              | 8 Mason Jones vs Vanderbilt 01/15/20          |

Season Opener: 7 Isaiah Joe vs Rice 11/05/19  
SEC Opener 5 Jalen Harris vs Texas A&M 01/04/20  
SEC Game: 10 Jalen Tate vs Georgia 01/09/21  
SEC Tourney: 6 Mason Jones vs Vanderbilt 03/11/20  
NCAA Tourney: 2 (2x) last JD Notae vs Gonzaga 03/24/22  
Bud Walton: 11 Jalen Tate vs Central Arkansas 12/12/12  
Road Game: 9 Mason Jones at Ole Miss 01/11/20  
Neutral Site: 6 Jalen Tate vs Oral Roberts 03/27/21  
Ranked Opp: 6 (2x) last JD Notae vs Gonzaga 03/24/22  
Frosh: 6 Davonte Davis (2x) vs Georgia and vs LSU  
Soph: 8 Davonte Davis vs Charlotte 12/07/21  
Junior: 9 Mason Jones at Ole Miss 01/11/20  
Senior+: 11 Jalen Tate vs Central Arkansas 12/12/12

## MOST STEALS:

|              |   |
|--------------|---|
| at Nevada:   | 5 Caleb Martin vs California Baptist 11/19/18 |
|              | 5 Jordan Caroline at San Diego St 02/12/17    |
|              | 5 Marqueeze Coleman at New Mexico 12/30/15    |
|              | 4 17x   |
| at Arkansas: | 8 JD Notae vs New Mexico St 03/19/22          |
|              | 7 JD Notae vs Mercer 11/09/21                 |
|              | 7 JD Notae vs Vanderbilt 01/04/22             |
|              | 6 Jaylin Williams vs Texas A&M 01/22/22       |
|              | 5 7x: last Davonte Davis vs AUB 02/08/22      |

Season Opener: 7 JD Notae vs Mercer 11/09/21  
SEC Opener 3 Mason Jones vs Texas A&M 01/04/20  
SEC Game: 7 JD Notae vs Vanderbilt 01/04/21  
SEC Tourney: 4 Notae vs LSU 03/11/22 & Davis vs LSU 03/13/20  
NCAA Tourney: 8 JD Notae vs New Mexico St 03/09/22  
Bud Walton: 7 JD Notae vs Mercer 11/09/21  
Road Game: 5 (2x) last JD Notae at South Carolina  
Neutral Site: 8 JD Notae vs New Mexico St 03/09/22  
Ranked Opp: 4 Desi Sills vs Auburn 02/04/20  
Frosh: 4 Davonte Davis vs LSU 03/13/20  
Soph: 6 Jaylin Williams vs Texas A&M 01/22/22  
Junior: 5 (4x) last JD Notae vs Colgate 03/19/21  
Senior+: 8 JD Notae vs New Mexico St 03/09/22

## MOST BLOCKED SHOTS:

|              |  |
|--------------|--|
| at Nevada:   | 6 Cameron Oliver vs Morehead State 04/01/16      |
|              | 5 7x   |
| at Arkansas: | 6 Connor Vanover vs North Texas 11/28/20         |
|              | 5 Connor Vanover at Oklahoma St. 01/30/21        |
|              | 5 Connor Vanover vs Ole Miss 01/27/21            |
|              | 5 Adrio Bailey vs Valpo 12/21/19                 |
|              | 5 Adrio Bailey vs Texas Southern 11/19/19        |
|              | 4 8x LAST <b>Makhi Mitchell</b> vs UNGC 12/06/22 |

Season Opener: 3 Connor Vanover vs Miss Valley 11/25/20  
SEC Opener: 3 Jaylin Williams at Mississippi State 12/29/21  
SEC Game: 5 Connor Vanover vs Ole Miss 01/27/21  
SEC Tourney: 4 Jaylin Williams vs Tennessee 02/19/22  
NCAA Tourney: 3 Moses Moody vs Oral Roberts 03/27/21  
Bud Walton: 6 Connor Vanover vs North Texas 11/28/20  
Road Game: 5 Connor Vanover at Oklahoma State 01/30/21  
Neutral Site: 5 Adrio Bailey vs Valpo 12/21/19  
Ranked Opp: 4 Jalen Tate vs Alabama 02/24/21  
Frosh: 4 Jaylin Williams vs LSU 02/27/21  
Soph: 6 Connor Vanover vs North Texas 11/28/20  
Junior: 3 (2x) last Ethan Henderson vs LSU 03/13/21  
Senior+: 5 Adrio Bailey 2x

| MOST POINTS:                        |   |                  |
|-------------------------------------|---|------------------|
| at Nevada:                          | 119 vs Fresno State 12/09/15                  | W, 119-70        |
|                                     | 110 vs UMass 11/23/18                         | W, 110-87        |
|                                     | 108 vs Holy Names 11/30/15                    | W, 108-57        |
|                                     | 105 at New Mexico 01/07/17                    | W, 105-104 (OT)  |
|                                     | 104 vs UNLV 02/08/17                          | W, 104-77        |
|                                     | 103 at Wyoming 01/24/18                       | L, 103-104 (2OT) |
|                                     | 102 vs Fresno State 01/31/18                  | W, 102-92        |
|                                     | 101 at UNLV 02/28/18                          | W, 101-75        |
|                                     | 100 vs Colorado State 01/23/19                | W, 100-60        |
| at Arkansas:                        | 142 vs Mississippi Valley 11/25/20            | W, 142-62        |
|                                     | 101 at South Carolina 03/02/21                | W, 101-73        |
|                                     | 100 vs Central Arkansas 12/12/12              | W, 100-75        |
|                                     | <b>99 vs San Jose State 12/03/22</b>          | <b>W, 99-58</b>  |
|                                     | 99 at Georgia 02/02/22                        | W, 99-73         |
|                                     | 99 vs Georgia 01/09/21                        | W, 99-69         |
|                                     | 99 vs LSU 03/04/20                            | W, 99-90         |
|                                     | 98 vs Tulsa 12/14/19                          | W, 98-79         |
|                                     | 97 vs Central Arkansas 12/01/21               | W, 97-60         |
|                                     | 97 at Auburn 12/30/20                         | W, 97-89         |
| MOST FIELD GOALS MADE:              |   |                  |
| at Nevada:                          | 40 vs UMass 11/23/18                          |                  |
|                                     | 40 vs Fresno State 12/09/15                   |                  |
|                                     | 40 vs Holy Names 11/30/15                     |                  |
|                                     | 38 vs San Jose State 0/09/19                  |                  |
|                                     | 38 vs UNLV 02/08/17                           |                  |
| at Arkansas:                        | 48 vs Mississippi Valley 11/25/20             |                  |
|                                     | 40 at Georgia 02/02/22                        |                  |
|                                     | 40 vs Central Arkansas 12/01/21               |                  |
|                                     | 40 vs Central Arkansas 12/12/20               |                  |
| MOST FIELD GOALS ATTEMPTED:         |   |                  |
| at Nevada:                          | 80 at UNLV 02/20/16                           |                  |
|                                     | 77 vs Colorado State 02/25/18                 |                  |
|                                     | 75 at New Mexico 01/07/17                     |                  |
|                                     | 74 3x last vs Wyoming 01/03/18                |                  |
| at Arkansas:                        | 86 vs Mississippi Valley 11/25/20             |                  |
|                                     | 77 vs Oral Roberts 12/20/20                   |                  |
|                                     | 76 at LSU 01/13/21                            |                  |
|                                     | 76 vs Central Arkansas 12/12/20               |                  |
| BEST FIELD GOAL PERCENTAGE:         |   |                  |
| at Nevada:                          | .615 (40-65) vs UMass 11/23/18                |                  |
|                                     | .597 (40-67) vs Fresno State 12/09/15         |                  |
|                                     | .597 (40-67) vs Holy Names 11/30/15           |                  |
|                                     | .593 (32-54) at Utah State 02/17/18           |                  |
|                                     | .589 (33-56) vs Fresno State 01/31/18         |                  |
| at Arkansas:                        | <b>.627 (37-59) vs Louisville 11/21/22</b>    |                  |
|                                     | .571 (36-63) at Vanderbilt 01/23/21           |                  |
|                                     | <b>.569 (29-51) vs Louisville 11/21/22</b>    |                  |
|                                     | .567 (34-60) vs Little Rock 12/04/21          |                  |
|                                     | .567 (34-60) vs Tulsa 12/14/19                |                  |
|                                     | .563 (40-71) at Georgia 02/02/22              |                  |
|                                     | .558 (48-86) vs Mississippi Valley 11/25/20   |                  |
| MOST 3-POINT FIELD GOALS MADE:      |   |                  |
| at Nevada:                          | 17 at Pacific 11/18/17                        |                  |
|                                     | 15 vs Pacific 11/09/18                        |                  |
|                                     | 15 at Air Force 01/06/18                      |                  |
|                                     | 15 at Santa Clara 11/15/17                    |                  |
|                                     | 15 at New Mexico 01/07/17                     |                  |
| at Arkansas:                        | 20 vs Mississippi Valley 11/25/20             |                  |
|                                     | 15 at Georgia 02/02/22                        |                  |
|                                     | 15 at South Carolina 03/02/21                 |                  |
|                                     | 14 at Texas A&M 03/07/20                      |                  |
|                                     | 13 vs Gardner-Webb 11/13/21                   |                  |
| MOST 3-POINT FIELD GOALS ATTEMPTED: |   |                  |
| at Nevada:                          | 39 vs South Dakota State 12/15/18             |                  |
|                                     | 37 at Fresno State 01/12/19                   |                  |
|                                     | 37 vs San Jose State 02/21/18                 |                  |
|                                     | 34 vs San Jose State 01/09/19                 |                  |
|                                     | 34 at Pacific 11/18/17                        |                  |
| at Arkansas:                        | 40 vs Mississippi Valley 11/25/20             |                  |
|                                     | 34 vs Lipscomb 12/05/20                       |                  |
|                                     | 33 at South Carolina 03/02/21                 |                  |
|                                     | 33 vs Southern 12/09/20                       |                  |
|                                     | 32 at Texas A&M 03/07/20                      |                  |
| BEST 3-POINT FIELD GOAL PERCENTAGE: |   |                  |
| at Nevada:                          | .600 (6-10) vs Morehead State 03/30/16        |                  |
|                                     | .588 (10-17) at Fresno State 12/27/17         |                  |
|                                     | .579 (11-19) vs Southern Illinois 12/22/17    |                  |
|                                     | .550 (11/20) vs Oakland 11/23/16              |                  |
| at Arkansas:                        | .667 (6-9) vs TCU 01/25/20                    |                  |
|                                     | <b>.615 (8-13) vs San Jose State 12/03/22</b> |                  |
|                                     | .571 (12-21) vs Georgia 01/09/21              |                  |
|                                     | .536 (15-28) at Georgia 02/02/22              |                  |
|                                     | .524 (11-21) at Missouri 02/15/22             |                  |
|                                     | .500 (20-40) vs Mississippi Valley 11/25/20   |                  |
| MOST FREE THROWS MADE:              |   |                  |
| at Nevada:                          | 39 vs Morehead State 04/01/16                 |                  |
|                                     | 36 vs Rhode Island 11/13/17                   |                  |
|                                     | 35 vs Tulsa 11/22/18                          |                  |
|                                     | 31 at Wyoming 01/14/17                        |                  |

|                                    |               |                                       |
|------------------------------------|---------------|---------------------------------------|
| at Arkansas                        | 36            | vs LSU 03/04/20                       |
|                                    | 29            | vs Elon 12/21/21                      |
|                                    | 28            | vs West Virginia 01/29/22             |
|                                    | 28            | at Missouri 02/08/20                  |
|                                    | 27            | 4x LAST vs South Carolina 01/18/22    |
| <b>MOST FREE THROWS ATTEMPTED:</b> |               |                                       |
| at Nevada:                         | 45            | vs Morehead State 04/01/16            |
|                                    | 44            | vs Rhode Island 11/13/17              |
|                                    | 43            | at Pacific 11/21/15                   |
|                                    | 42            | vs Tulsa 11/22/18                     |
| at Arkansas                        | 54            | vs LSU 03/04/20                       |
|                                    | 43            | vs Alabama 02/24/21                   |
|                                    | 40            | vs South Carolina 01/29/20            |
|                                    | 39            | at Missouri 02/08/20                  |
|                                    | 36            | at Tennessee 02/11/20                 |
| <b>BEST FREE THROW PERCENTAGE:</b> |               |                                       |
| at Nevada:                         | .929 (13-14)  | vs Loyola-Chicago 03/22/18            |
|                                    | .929 (13-14)  | at Cal State Fullerton 11/28/15       |
|                                    | .900 (18-20)  | at Pacific 11/18/17                   |
| at Arkansas                        | 1.000 (11-11) | vs Duke 03/26/22                      |
|                                    | .944 (17-18)  | vs Oklahoma 12/11/21                  |
|                                    | .944 (17-18)  | at LSU 01/08/20                       |
|                                    | .929 (13-14)  | vs Mississippi State 02/02/21         |
|                                    | .923 (12-13)  | at South Carolina 03/02/21            |
|                                    | .917 (11-12)  | vs South Dakota 11/22/19              |
| <b>MOST REBOUNDS:</b>              |               |                                       |
| at Nevada:                         | 61            | at Pacific 11/21/15                   |
|                                    | 60            | vs Fresno Pacific 12/09/15            |
|                                    | 57            | vs Fresno State 02/13/16              |
|                                    | 53            | at UNLV 02/20/16                      |
|                                    | 50            | vs San Jose State 12/28/16            |
| at Arkansas                        | 58            | Oral Roberts 12/20/20                 |
|                                    | 58            | vs Mississippi Valley 11/25/20        |
|                                    | 54            | vs Lipscomb 12/05/20                  |
|                                    | 47            | vs <b>UNCG 12/06/22</b>               |
|                                    | 47            | vs Central Arkansas 12/01/21          |
| <b>MOST OFFENSIVE REBOUNDS:</b>    |               |                                       |
| at Nevada:                         | 25            | at Pacific 11/21/15                   |
|                                    | 19            | vs Fresno Pacific 12/09/15            |
|                                    | 19            | vs Fresno State 02/13/16              |
|                                    | 19            | vs Florida 03/21/19                   |
| at Arkansas                        | 24            | vs Oral Roberts 12/20/20              |
|                                    | 21            | at Alabama 02/12/22                   |
|                                    | 20            | at Texas A&M 01/08/22                 |
|                                    | 20            | vs Mississippi Valley 11/25/20        |
|                                    | 18            | vs Cincinnati 11/23/21                |
|                                    | 18            | vs Oral Roberts 03/27/21              |
| <b>MOST DEFENSIVE REBOUNDS:</b>    |               |                                       |
| at Nevada:                         | 43            | vs Fresno State 02/13/16              |
|                                    | 42            | vs San Jose State 12/28/16            |
|                                    | 41            | vs Fresno Pacific 12/09/15            |
|                                    | 40            | vs Little Rock 11/16/18               |
| at Arkansas                        | 49            | vs Lipscomb 12/05/20                  |
|                                    | 34            | vs <b>UNCG 12/06/22</b>               |
|                                    | 38            | vs Mississippi Valley 11/25/20        |
|                                    | 36            | vs LSU 02/27/21                       |
|                                    | 36            | vs Valparaiso 12/21/19                |
| <b>MOST ASSISTS:</b>               |               |                                       |
| at Nevada:                         | 29            | vs Holy Names 11/30/15                |
|                                    | 27            | at Santa Clara 11/15/17               |
|                                    | 25            | vs Illinois State 11/29/17            |
|                                    | 25            | at New Mexico 01/07/17                |
|                                    | 24            | vs UC Davis 12/19/17                  |
| at Arkansas                        | 26            | vs Central Arkansas 12/12/20          |
|                                    | 26            | vs Mississippi Valley 11/25/20        |
|                                    | 23            | at Georgia 02/02/22                   |
|                                    | 23            | vs Gardner-Webb 11/13/21              |
|                                    | 22            | vs <b>San Jose State 12/03/22</b>     |
|                                    | 22            | vs Central Arkansas 12/01/21          |
|                                    | 22            | at Vanderbilt 01/23/21                |
| <b>MOST STEALS:</b>                |               |                                       |
| at Nevada:                         | 15            | vs San Jose State 01/09/19            |
|                                    | 15            | vs Utah State 01/02/19                |
|                                    | 13            | at New Mexico 12/30/15                |
|                                    | 12            | vs New Mexico 01/28/17                |
|                                    | 11            | 4x                                    |
| at Arkansas                        | 16            | vs Central Arkansas 12/01/21          |
|                                    | 15            | at Georgia Tech 11/25/19              |
|                                    | 14            | vs <b>South Dakota State 11/16/22</b> |
|                                    | 14            | vs Texas A&M 01/22/22                 |
|                                    | 14            | vs Auburn 02/04/20                    |
|                                    | 14            | vs Rice 11/05/19                      |
|                                    | 13            | 5x - LAST: vs <b>Fordham 11/11/22</b> |
| <b>MOST BLOCKED SHOTS:</b>         |               |                                       |
| at Nevada:                         | 11            | at Oregon State 12/05/15              |
|                                    | 10            | at Wyoming 01/20/16                   |
|                                    | 10            | vs Holy Names 11/30/15                |
|                                    | 9             | vs UNLV 03/08/18                      |
|                                    | 9             | at New Mexico 01/07/17                |
| at Arkansas                        | 11            | vs Alabama 02/24/21                   |
|                                    | 10            | vs Elon 12/21/21                      |
|                                    | 10            | vs Texas Southern 11/19/19            |
|                                    | 9             | vs <b>UNCG 12/06/22</b>               |

| MUSS TEAMS IN THE NCAA/CONFERENCE STATS |             |                                       |             |             |             |              |             |  |  |
|---|-------------|---------------------------------------|-------------|-------------|-------------|--------------|-------------|--|--|
|   | 2015-16     | 2016-17                               | 2017-18     | 2018-19     | 2019-20     | 2020-21      | 2021-22     |  |  |
| 3-pt FG Att                             | 176 / 8     | <b>37/2</b>                           | <b>29/2</b> | <b>51/2</b> | 115 / 5     | 26 / 3       | 105 / 7     |  |  |
| A-Turnover Ratio                        | 232 / 9     | <b>13/1</b>                           | <b>2/1</b>  | <b>15/1</b> | 140 / 4     | <b>103/2</b> | 110 / 4     |  |  |
| Assists/Gm                              | 220 / 9     | <b>32/1</b>                           | <b>27/2</b> | 75 / 3      | 226 / 10    | 80 / 4       | 116 / 7     |  |  |
| Blocks/Gm                               | <b>7/1</b>  | 64 / 3                                | 74 / 2      | 100 / 2     | 84 / 9      | <b>17/4</b>  | 71 / 8      |  |  |
| Def Reb/Gm                              | <b>19/1</b> | <b>31/2</b>                           | 92 / 6      | <b>31/2</b> | 287 / 12    | <b>33/2</b>  | 52 / 3      |  |  |
| Fewest Fouls                            | 342 / 11    | 105 / 3                               | 253 / 9     | 184 / 6     | 322 / 12    | 329 / 13     | 323 / 10    |  |  |
| Fewest TO                               | 335 / 11    | <b>59/1</b>                           | <b>24/1</b> | <b>21/1</b> | <b>59/1</b> | 320 / 10     | 291 / 7     |  |  |
| FG Pct                                  | 251 / 9     | 146 / 5                               | 60 / 3      | 68 / 4      | 147 / 6     | 100 / 4      | 218 / 10    |  |  |
| FG Pct Defense                          | <b>28/2</b> | 120 / 7                               | 140 / 4     | 42 / 3      | 169 / 12    | 70 / 5       | 58 / 4      |  |  |
| FT Attempts                             | <b>2/1</b>  | <b>13/1</b>                           | <b>16/2</b> | <b>16/1</b> | <b>8/2</b>  | <b>5/1</b>   | <b>1/1</b>  |  |  |
| FT Made                                 | <b>1/1</b>  | <b>24/2</b>                           | <b>9/2</b>  | <b>17/1</b> | <b>3/1</b>  | <b>2/1</b>   | <b>1/1</b>  |  |  |
| FT Pct                                  | 43 / 2      | 159 / 6                               | 66 / 2      | 167 / 6     | 102 / 6     | 68 / 4       | 32 / 1      |  |  |
| Off Reb/Gm                              | 76 / 2      | 132 / 3                               | 255 / 7     | 205 / 6     | 325 / 14    | 44 / 8       | 107 / 11    |  |  |
| Fouls/Gm                                | 275 / 8     | <b>35/1</b>                           | <b>95/1</b> | 126 / 3     | 311 / 11    | 131 / 3      | 189 / 7     |  |  |
| Reb Margin                              | <b>4/2</b>  | <b>72/1</b>                           | 232 / 81    | 97 / 3      | 342 / 14    | 56 / 3       | 89 / 6      |  |  |
| Scoring Defense                         | 177 / 5     | 151 / 6                               | 191 / 6     | <b>55/1</b> | 185 / 9     | 189 / 8      | 145 / 9     |  |  |
| Scoring Margin                          | 117 / 5     | <b>39/1</b>                           | <b>27/1</b> | <b>9/1</b>  | 70 / 4      | <b>24/1</b>  | 53 / 5      |  |  |
| Scoring Offense                         | 113 / 5     | <b>37/1</b>                           | <b>18/2</b> | <b>28/1</b> | 56 / 5      | <b>11/2</b>  | 50 / 4      |  |  |
| Steals/Gm                               | 98 / 3      | 262 / 8                               | 174 / 6     | 172 / 4     | <b>41/1</b> | 48 / 4       | 72 / 8      |  |  |
| 3 PT FG Defense                         | 59 / 2      | <b>18/2</b>                           | <b>20/1</b> | 113 / 3     | <b>1/1</b>  | 174 / 9      | 125 / 11    |  |  |
| 3 PT FG/Game                            | 323 / 11    | <b>33/2</b>                           | 31 / 3      | 74 / 3      | 143 / 4     | 169 / 5      | 279 / 11    |  |  |
| 3 PT FG Pct                             | 314 / 11    | <b>42/1</b>                           | <b>26/2</b> | 155 / 6     | 175 / 5     | 198 / 7      | 320 / 11    |  |  |
| 3 PT FGM                                | 251 / 9     | <b>22/2</b>                           | <b>15/2</b> | <b>59/2</b> | 129 / 4     | 39 / 4       | 182 / 7     |  |  |
| Total Assists                           | 112 / 2     | <b>30/2</b>                           | <b>10/1</b> | 69 / 2      | 251 / 10    | <b>12/1</b>  | 40 / 4      |  |  |
| Total Blocks                            | <b>3/1</b>  | 50 / 3                                | <b>44/1</b> | 88 / 2      | 81 / 7      | <b>3/2</b>   | 37 / 5      |  |  |
| Total Rebounds                          | <b>2/1</b>  | <b>25/3</b>                           | <b>4/2</b>  | 63 / 2      | 306 / 14    | <b>4/3</b>   | <b>8/2</b>  |  |  |
| Total Rebs/Gm                           | <b>18/1</b> | <b>41/1</b>                           | 171 / 6     | 72 / 4      | 322 / 14    | <b>18/2</b>  | 50 / 5      |  |  |
| Total Steals                            | 40 / 3      | 208 / 9                               | 85 / 2      | 157 / 4     | <b>34/1</b> | <b>5/2</b>   | <b>25/6</b> |  |  |
| Turnover Margin                         | 184 / 5     | 169 / 7                               | <b>22/2</b> | <b>22/1</b> | <b>9/1</b>  | <b>58/2</b>  | 40 / 4      |  |  |
| Turnovers Forced                        | 154 / 5     | 306 / 10                              | 191 / 6     | 127 / 3     | <b>29/1</b> | 52 / 7       | 42 / 5      |  |  |
| Fewest TO/Gm                            | 208 / 7     | <b>26/2</b>                           | <b>4/1</b>  | <b>13/1</b> | <b>47/1</b> | 151 / 3      | 133 / 4     |  |  |
| W-L Pct                                 | 93 / 3      | <b>17/1</b>                           | <b>17/1</b> | <b>7/1</b>  | 89 / 5      | <b>17/2</b>  | 36 / 4      |  |  |
| <b>MOST TURNOVERS:</b>                  |             |                                       |             |             |             |              |             |  |  |
| at Nevada:                              | 21          | at Texas Tech 12/05/17                |             |             |             |              |             |  |  |
|   | 21          | vs Morehead State 03/30/16            |             |             |             |              |             |  |  |
|   | 20          | vs Fresno Pacific 12/09/15            |             |             |             |              |             |  |  |
|   | 20          | at San Diego State 03/11/16           |             |             |             |              |             |  |  |
| at Arkansas                             | 21          | vs Rice 11/05/19                      |             |             |             |              |             |  |  |
|   | <b>20</b>   | <b>vs South Dakota State 11/16/22</b> |             |             |             |              |             |  |  |
|   | 20          | vs Missouri 03/12/21                  |             |             |             |              |             |  |  |
|   | 20          | at Tennessee 01/06/21                 |             |             |             |              |             |  |  |
|   | 20          | vs Austin Peay 12/03/19               |             |             |             |              |             |  |  |
|   | 19          | at LSU 01/15/22                       |             |             |             |              |             |  |  |
|   | 19          | vs Valparaiso 12/21/19                |             |             |             |              |             |  |  |
| <b>MOST FOULS:</b>                      |             |                                       |             |             |             |              |             |  |  |
| at Nevada:                              | 38          | at Wichita State 12/22/15             |             |             |             |              |             |  |  |
|   | 30          | at New Mexico 01/07/17                |             |             |             |              |             |  |  |
|   | 30          | at New Mexico 12/30/15                |             |             |             |              |             |  |  |
|   | 28          | at Utah State 03/02/19                |             |             |             |              |             |  |  |
| at Arkansas                             | 32          | at Missouri 02/08/20                  |             |             |             |              |             |  |  |
|   | 28          | Missouri 01/02/21                     |             |             |             |              |             |  |  |
|   | 28          | at Texas A&M 03/07/20                 |             |             |             |              |             |  |  |
|   | 26          | 2x last at Tennessee 03/05/22 &       |             |             |             |              |             |  |  |

|             |                               |                                      |
|-------------|-------------------------------|--------------------------------------|
| 3 PT PCT    | .667 (12-18)                  | at Tennessee 03/05/22                |
|             | .591 (13-22)                  | vs Oklahoma 12/11/21                 |
|             | .538 (14-26)                  | at Kentucky 02/09/21                 |
|             | .533 (8-15)                   | vs Texas A&M 03/12/22                |
|             | .533 (8-15)                   | vs Baylor 03/29/21                   |
| FT MADE     | 34                            | at Missouri 02/08/20                 |
|             | 28                            | vs Missouri 01/02/21                 |
|             | 27                            | vs LSU 03/11/22                      |
|             | 27                            | at Mississippi State 01/22/20        |
|             | 25                            | at Ole Miss 01/11/20                 |
| FT ATTEMPTS | 44                            | at Missouri 02/08/20                 |
|             | 39                            | vs Missouri 01/02/21                 |
|             | 33                            | vs South Carolina 01/29/20           |
|             | 31                            | vs LSU 03/11/22                      |
|             | 31                            | at Texas A&M 03/07/20                |
|             | 31                            | at Mississippi State 01/22/20        |
| FT PCT      | 1.000 (13-13)                 | at Ole Miss 01/26/22                 |
|             | 1.000 (14-14)                 | vs Florida 02/16/21                  |
|             | .962 (25-26)                  | at Ole Miss 01/11/20                 |
|             | .950 (19-20)                  | vs Texas A&M 10/12/22                |
|             | .947 (18-19)                  | vs LSU 03/02/22                      |
| REBOUNDS    | 60                            | vs Auburn 02/08/22                   |
|             | 53                            | at LSU 01/08/20                      |
|             | 52                            | at Missouri 02/08/20                 |
|             | 51                            | vs Missouri 01/02/21                 |
| OFF REB     | 24                            | vs Auburn 02/08/22                   |
|             | 23                            | at LSU 01/08/20                      |
|             | 22                            | vs LSU 03/02/22                      |
|             | 16                            | vs Kentucky 02/26/22                 |
| DEF REB     | 41                            | vs Missouri 01/02/21                 |
|             | 37                            | at Georgia Tech 11/25/19             |
|             | 36                            | vs Auburn 02/08/22                   |
|             | 35                            | vs Kentucky 01/18/20                 |
| ASSISTS     | 18                            | vs Texas A&M 03/12/22                |
|             | 18                            | vs Oklahoma 12/11/21                 |
|             | 18                            | at Kentucky 02/09/21                 |
|             | 18                            | at Alabama 01/16/21                  |
|             | 17                            | <b>9x LAST vs Creighton 11/22/22</b> |
| STEALS      | 12                            | at Mississippi State 12/29/21        |
|             | 12                            | at Alabama 01/16/21                  |
|             | 11                            | vs Texas A&M 01/22/22                |
|             | 10                            | 5x - LAST: at Texas A&M 01/08/22     |
| BLOCKS      | 9                             | at Texas A&M 01/08/22                |
|             | 9                             | vs Auburn 01/20/21                   |
|             | 9                             | at Tennessee 01/06/21                |
|             | 7                             | at Oklahoma State 01/30/21           |
|             | 7                             | vs Oral Roberts 12/20/20             |
| TURNOVERS   | <b>30 vs Fordham 11/11/22</b> |                                      |
|             | 27                            | vs Rice 11/05/19                     |
|             | 26                            | vs Mississippi State 02/02/21        |
|             | 25                            | vs Central Arkansas 12/01/21         |
|             | 24                            | at Georgia Tech 11/25/19             |
|             | 24                            | vs Texas Southern 11/19/19           |
| FOULS       | 35                            | vs LSU 03/04/20                      |
|             | 33                            | vs South Carolina 01/29/20           |
|             | 32                            | vs Alabama 02/24/21                  |
|             | 29                            | vs West Virginia 01/29/22            |
|             | 29                            | vs Missouri 01/02/21                 |

## ARKANSAS TEAM GAME LOWS:

|               |                                      |                               |
|---------------|--------------------------------------|-------------------------------|
| FEWEST PTS    | 53                                   | vs New Mexico State 03/19/22  |
|               | 58                                   | vs Tennessee 02/19/22         |
|               | 59                                   | at Alabama 01/16/21           |
|               | 59                                   | at Florida 02/18/20           |
|               | 61                                   | vs Mississippi State 02/02/21 |
|               | 61                                   | at Tennessee 02/11/20         |
| FEWEST FG     | 14                                   | vs New Mexico State 03/19/22  |
|               | 15                                   | at Tennessee 02/11/20         |
|               | <b>18 vs UNGC 12/06/22</b>           |                               |
|               | 18                                   | vs Tennessee 02/19/22         |
|               | 19                                   | vs Missouri 01/02/21          |
|               | 19                                   | vs Kentucky 01/18/20          |
| FEWEST FGA    | 45                                   | vs North Texas 11/12/19       |
|               | 46                                   | vs Austin Peay 12/03/19       |
|               | 49                                   | at Tennessee 02/11/20         |
| LOWEST FG%    | .275 (14-51)                         | vs New Mexico State 03/19/22  |
|               | .268 (19-71)                         | vs Missouri 01/02/21          |
|               | .305 (18-59)                         | vs Tennessee 02/19/22         |
|               | .306 (15-49)                         | at Tennessee 02/11/20         |
|               | .314 (22-70)                         | at Alabama 02/12/22           |
| FEWEST 3PT FG | 0                                    | vs South Carolina 01/18/22    |
|               | 1                                    | vs Oral Roberts 03/27/21      |
|               | <b>2 vs San Diego State 11/23/22</b> |                               |
|               | <b>2 vs Fordham 11/11/22</b>         |                               |
|               | 2                                    | vs Mississippi State 02/02/21 |
|               | <b>3 12x - LAST vs Troy 11/28/22</b> |                               |
| FEWEST 3 FGA  | 9                                    | vs Oral Roberts 03/27/21      |
|               | 9                                    | vs TCU 01/25/20               |
|               | <b>11 vs Troy 11/28/22</b>           |                               |
|               | 11                                   | vs South Carolina 01/18/22    |
|               | 11                                   | vs Baylor 03/29/21            |
|               | 13                                   | vs Charlotte 12/07/21         |

|                |   |                                      |
|----------------|---|--------------------------------------|
| LOWEST 3 PT%   | .000 (0-11)                                       | vs South Carolina 01/18/22           |
|                | .111 (1-9)  | vs Oral Roberts 03/27/21             |
|                | <b>.125 (2-16) vs Fordham 11/11/22</b>            |                                      |
|                | .118 (2-17)                                       | vs Mississippi State 02/02/21        |
|                | .136 (3-22)                                       | vs Kansas State 11/22/21             |
| FEWEST FT      | 4   | at Georgia 02/02/22                  |
|                | 4   | at Oklahoma State 01/30/21           |
|                | 6   | at Mississippi State 01/22/20        |
|                | 7   | vs Rice 11/05/19                     |
| FEWEST FTA     | 7   | at Georgia 02/02/22                  |
|                | 7   | at Oklahoma State 01/30/21           |
|                | 8   | at Ole Miss 01/26/22                 |
|                | 8   | vs Central Arkansas 12/12/20         |
| LOWEST FT%     | .471 (8-17)                                       | vs Southern 12/09/20                 |
|                | .500 (13-26)                                      | vs Central Arkansas 12/01/21         |
|                | <b>.533 (8-15) vs South Dakota State 11/16/22</b> |                                      |
|                | .533 (8-15)                                       | vs Vanderbilt 01/15/20               |
|                | .545 (6-11)                                       | at Mississippi State 01/22/20        |
| FEWEST REBS    | 23  | vs Missouri 02/22/20                 |
|                | 24  | vs North Texas 11/12/19              |
|                | 24  | at LSU 01/08/20                      |
|                | 25  | vs Duke 03/26/22                     |
|                | 25  | at Texas A&M 03/07/20                |
| FEWEST OFF REB | 2   | vs Missouri 02/22/20                 |
|                | 3   | vs New Mexico State 03/19/22         |
|                | 3   | at LSU 01/08/20                      |
|                | 3   | at Georgia Tech 11/25/19             |
|                | 4   | at Ole Miss 01/26/22                 |
|                | 4   | vs North Texas 11/12/19              |
| FEWEST DEF REB | 15  | at Florida 02/18/20                  |
|                | 17  | vs Duke 03/26/22                     |
|                | 18  | at Tennessee 02/11/20                |
|                | 18  | vs TCU 01/25/20                      |
|                | 19  | vs Mississippi State 02/15/20        |
| FEWEST ASSISTS | <b>4 vs Troy 11/28/22</b>                         |                                      |
|                | 6   | at Tennessee 02/11/20                |
|                | 7   | vs Kansas State 11/22/21             |
|                | 7   | vs Missouri 01/02/21                 |
|                | 7   | at Alabama 02/01/20                  |
|                | <b>8 9x - LAST vs San Diego State 11/23/22</b>    |                                      |
| FEWEST STEALS  | 0   | vs Texas Tech 03/21/21               |
|                | 2   | vs New Mexico State 03/19/22         |
|                | 2   | at Tennessee 01/06/21                |
|                | 4   | 4x - LAST: vs West Virginia 01/29/22 |
| FEWEST BLOCKS  | 0   | at Alabama 02/12/22                  |
|                | 1   | vs New Mexico State 03/19/22         |
|                | 1   | vs Texas Tech 03/21/21               |
|                | 1   | vs Georgia 01/09/21                  |
|                | 1   | vs Northern Kentucky 11/30/19        |
|                | 1   | vs South Carolina 01/29/20           |
|                | 1   | vs Mississippi State 02/15/20        |
|                | 1   | at Florida 02/18/20                  |
| FEWEST TO      | 5   | vs New Mexico State 03/19/22         |
|                | 5   | vs Northern Iowa 11/17/21            |
|                | 5   | vs LSU 03/04/20                      |
|                | 6   | at Florida 02/22/22                  |
|                | 6   | vs Mississippi State 02/05/22        |
|                | 6   | at Kentucky 02/09/21                 |
|                | 6   | at Georgia 02/29/20                  |
| FOULS          | 6   | vs Mercer 11/09/21                   |
|                | 10  | vs Southern 12/09/20                 |
|                | 12  | vs Mississippi Valley 11/25/20       |
|                | <b>14 7x: LAST vs UNGC 12/06/22</b>               |                                      |

## OPPONENT GAME LOWS (at Ark):

|               |   |                               |
|---------------|---|-------------------------------|
| FEWEST PTS    | 43  | vs Missouri 01/12/22          |
|               | 43  | vs Rice 11/05/19              |
|               | 43  | vs North Texas 11/12/19       |
|               | 44  | vs Southern 12/09/20          |
|               | 45  | vs Mississippi State 02/02/21 |
| FEWEST FG     | 14  | vs Missouri 01/12/22          |
|               | 15  | vs Mississippi State 02/02/21 |
|               | 15  | vs Lipscomb 12/05/20          |
|               | 16  | vs Tennessee 02/19/22         |
|               | 16  | vs Rice 11/05/19              |
| FEWEST FGA    | <b>45 vs Fordham 11/11/22</b>                   |                               |
|               | 45  | vs Texas A&M 01/04/20         |
|               | 46  | at Florida 02/18/20           |
|               | 48  | vs Vanderbilt 01/15/20        |
|               | 48  | vs Missouri 01/12/22          |
| LOWEST FG%    | .254 (15-59)                                    | vs Lipscomb 12/05/20          |
|               | .271 (16-59)                                    | vs Tennessee 02/19/22         |
|               | .286 (18-63)                                    | vs Southern 12/09/20          |
|               | .286 (16-56)                                    | vs Rice 11/05/19              |
|               | .292 (14-48)                                    | vs Missouri 01/12/22          |
| FEWEST 3PT FG | 1   | vs Ole Miss 01/27/21          |
|               | 1   | vs Southern 12/09/20          |
|               | <b>2 8x - LAST: vs San Diego State 11/23/22</b> |                               |
| FEWEST 3 FGA  | 7   | vs Mississippi State 02/15/20 |
|               | 10  | vs Duke 03/26/22              |
|               | 11  | vs Texas Southern 11/19/19    |
|               | 12  | vs Mississippi State 02/05/22 |
|               | 12  | vs South Dakota 11/22/19      |
|               | 12  | at Georgia Tech 11/25/19      |

|                 |  |   |
|-----------------|--|---|
| LOWEST 3 PT%    | .063 (1-16)                                    | vs Ole Miss 01/27/21                    |
|                 | .077 (1-13)                                    | vs Southern 12/09/20                    |
|                 | .080 (2-25)                                    | vs Rice 11/05/19                        |
|                 | <b>.111 (2-18) vs San Diego State 11/23/22</b> |   |
|                 | .118 (2-17)                                    | vs North Texas 11/12/19                 |
|                 | .125 (2-16)                                    | vs Missouri 01/12/22                    |
|                 | .125 (2-16)                                    | vs Montana 11/16/19                     |
| FEWEST FT       | 3  | vs Alabama 02/24/21                     |
|                 | 3  | vs Mississippi Valley 11/25/20          |
|                 | 5  | vs Elon 12/21/21                        |
|                 | <b>6 vs San Jose State 12/0322</b>             |   |
|                 | 6  | vs New Mexico State 03/19/22            |
|                 | 6  | vs LSU 02/27/21                         |
| FEWEST FTA      | 3  | vs Alabama 02/24/21                     |
|                 | 6  | vs Mississippi Valley 11/25/20          |
|                 | 9  | vs Elon 12/21/21                        |
|                 | 10   | vs New Mexico State 03/19/22            |
|                 | 10   | vs Texas A&M 03/06/21                   |
|                 | 10   | vs Southern 12/09/20                    |
| LOWEST FT%      | .375 (3-8)                                     | vs Alabama 02/24/21                     |
|                 | .467 (7-15)                                    | vs Central Arkansas 12/01/21            |
|                 | .471 (8-17)                                    | vs Auburn 02/08/22                      |
|                 | .500 (12-24)                                   | vs South Carolina 01/18/22              |
|                 | .500 (6-12)                                    | vs LSU 02/27/21                         |
|                 | .500 (9-18)                                    | at Indiana 12/29/19                     |
| FEWEST REBS     | 21   | vs Charlotte 12/01/21                   |
|                 | 22   | vs Mercer 11/09/21                      |
|                 | 26   | vs West Virginia 01/29/22               |
|                 | 27   | vs Elon 12/21/21                        |
|                 | 27   | vs Rice 11/05/19                        |
|                 | 28   | 4x - last vs Penn 11/28/21              |
| FEWEST OFF REBS | 4  | vs Charlotte 12/01/21                   |
|                 | 4  | vs Mercer 11/09/21                      |
|                 | 4  | vs Mississippi State 02/15/20           |
|                 | 4  | vs Vanderbilt 01/15/20                  |
|                 | 5  | 7x - LAST: vs New Mexico State 03/19/22 |
| FEWEST DEF REBS | 17   | vs Charlotte 12/01/21                   |
|                 | <b>18 vs San Jose State 12/03.22</b>           |   |
|                 | 18   | vs Mercer 11/09/21                      |
|                 | 18   | vs Baylor 03/29/21                      |
|                 | 19   | vs West Virginia 01/29/22               |
|                 | 19   | vs Elon 12/21/21                        |
| FEWEST ASSISTS  | <b>4 vs Louisville 11/21/22</b>                |   |
|                 | 5  | vs Southern 12/09/20                    |
|                 | 6  | vs Florida 02/16/21                     |
|                 | 6  | at Ole Miss 01/11/20                    |
|                 | 6  | at Missouri 02/08/20                    |
|                 | <b>7 5x - LAST vs Fordham 11/11/22</b>         |   |
| FEWEST STEALS   | 0  | vs Vanderbilt 01/15/20                  |
|                 | 1  | vs Vermont 03/19/22                     |
|                 | 1  | vs Cincinnati 11/23/21                  |
|                 | 1  | at Kentucky 02/09/21                    |
|                 | 1  | at LSU 01/08/20                         |
|                 | 2  | vs Mississippi State 02/05/22           |
|                 | 2  | vs LSU 02/27/21                         |
|                 | 2  | at Georgia 02/29/20                     |
| FEWEST BLKS     | <b>0 vs Fordham 11/11/22</b>                   |   |
|                 | 0  | vs Hofstra 12/18/21                     |
|                 | 0  | vs Georgia 01/09/21                     |
|                 | 0  | Southern 12/09/20                       |
|                 | 0  | vs North Texas 11/12/19                 |
|                 | 0  | vs Austin Peay 12/03/19                 |
|                 | 1  | 13x - LAST: vs Vanderbilt 01/04/21      |
| FEWEST TO       | 5  | at Tennessee 01/06/21                   |
|                 | 6  | vs Vermont 03/19/22                     |
|                 | 7  | vs Lipscomb 12/05/20                    |
|                 | 8  | vs LSU 02/27/21                         |
| FEWEST FOULS    | 12   | at Tennessee 01/06/21                   |
|                 | 12   | vs Central Arkansas 12/12/20            |
|                 | 14   | 6x - LAST: at Georgia 02/02/22          |

## IN HIS FIRST SEVEN YEARS AS A COLLEGIATE HEAD COACH

- » Twice led the NCAA in Free Throws Made (2016 and 2022).
- » Led the NCAA in Free Throw Attempts (2022)
- » Led the NCAA in 3-pt FG Pct Defense (2020)
- » Ranked 1st (4x) or 2nd (3x) seven times in the league in FT Made
- » Ranked 1st (5x) or 2nd (2x) seven times in the league in FT Attempts
- » 7x - Ranked among NCAA top 25 in FT Made AND FT Attempts
- » 4x - Led the league in Scoring Margin (2017, '18, '19, '21)
- » 4x - Led the league in Fewest Turnovers (2017, '18, '19, '20)
- » 3x - Led the league in Overall W-L Percentage (2017, '18, '19)
- » 3x - Led the league in Assist-To-TO Ratio (2017, '18, '19)
- » 3x - In NCAA top 20 in 3PTFG% Defense (2017, '18, '20)

### OTHER TEAM HIGHLIGHTS

- » 2nd in the NCAA in Assist-To-TO Ratio (2018)
- » 2nd in the NCAA in Total Rebounds (2016)
- » 2nd in the NCAA in Free Throws Made (2021)
- » 3rd in the NCAA in Total Blocked Shots (2016)
- » 4th in the NCAA in Rebound Margin (2016)
- » 4th in the NCAA in Fewest TO Per Gm (2018)
- » 7th in the NCAA in Blocks Per Game (2016)
- » 8th in the NCAA in Total Rebounds (2022)
- » 9th in the NCAA in Scoring Margin (2019)
- » 9th in the NCAA in Turnover Margin (2020)
- » 10th in the NCAA in Total Assists (2018)

### PLAYER HIGHLIGHTS

- » 6 Players in the NBA over past three years
- » 4x - Players led his league in 3-PT FG Made AND 3-PT FG Attempts
- » 3x - Player led his league in points scored
- » 4 All-Americans  
(Caleb Martin 2x, Mason Jones, Moses Moody, JD Notae)
- » 19 All-Conference Honors
- » 6 All-Defensive Team Honors
- » 3 Conference Newcomers of the Year
- » 3 Conference 6th Man Award
- » 2 Conference Players of the Year
- » 2 Conference Freshman of the Year
- » 1 Conference Defensive Player of the Year

## MUSSELMAN MILESTONE WINS

### OVERALL

|     |          |  |        |
|-----|----------|--|--------|
| 1   | 11/13/15 | vs Coastal Carolina (Honolulu, Hawaii) | 73-56  |
| 100 | 01/24/19 | Colorado State (Reno, Nev.)            | 100-60 |
| 150 | 03/02/21 | at South Carolina (Columbia, S.C.)     | 101-73 |

### AT ARKANSAS

|    |          |                                  |       |
|----|----------|----------------------------------|-------|
| 1  | 11/05/19 | Rice (Fayetteville, Ark.)        | 91-43 |
| 50 | 11/23/21 | vs Cincinnati (Kansas City, Mo.) | 73-67 |

## MUSSELMAN PLAYERS OF NOTE

### CODY MARTIN

NEVADA

- Charlotte Hornets (Free Agent) • 2019-pres.
- 2x All-Mountain West (2018 and 2019)

### CALEB MARTIN

NEVADA

- Hornets (2019 2nd Rd / 36th pick) • Heat 2021-pres.
- 2x First Team All-America (2018 and 2019)

### JORDAN CAROLINE

NEVADA

- 3x First Team All-Mountain West (2018 and 2019)

### CAM OLIVER

NEVADA

- Rockets (2021 Free Agent)
- Led Australian NBL in rebounding in 2020

### JALEN HARRIS

NEVADA

- Toronto Raptors (2nd Rd / 59th pick) • 2020

### ISAIAH JOE

ARKANSAS

- 76ers (2nd Rd • 49th pick) 2020-22; Thunder 2022-pres.

### MASON JONES

ARKANSAS

- Rockets & 76ers (2021 Free Agent) • G League 2022-pres
- 2020 All-American & 2020 SEC Player of the Year

### MOSES MOODY

ARKANSAS

- Golden State Warriors (1st Rd • 14th pick) • 2021
- 1st "one-and-done" in Arkansas history
- 2021 All-American & 2021 SEC Freshman of the Year

### JD NOTAE

ARKANSAS

- 2021 Bleacher Report's National & SEC 6th Man of the Year
- 2022 All-American and consensus 1st team All-SEC

### JAYLIN WILLIAMS

ARKANSAS

- OKC Thunder (2nd Rd • 34th pick)
- 1st team All-SEC / Defensive All-SEC

## BEST WINNING PERCENTAGE

active NCAA Division I head coaches  
(min 5 yrs • Division I wins • Thru Dec. 7)

|    |                                 |               |             |              |
|----|---------------------------------|---------------|-------------|--------------|
| 1  | Mark Few, Gonzaga               | 664-132       | .834        | 24 yrs       |
| 2  | Chris Jans, Mississippi State   | 151-44        | .7743       | 7 yrs        |
| 3  | Bill Self, Kansas               | 771-230       | .770        | 30 yrs       |
| 4  | John Calipari, Kentucky         | 774-241       | .763        | 31 yrs       |
| 5  | <b>ERIC MUSSELMAN, ARKANSAS</b> | <b>191-63</b> | <b>.752</b> | <b>8 yrs</b> |
| 6  | Brian Dutcher, San Diego St.    | 126-42        | .750        | 6 yrs        |
| 7  | Thad Matta, Butler              | 446-157       | .740        | 18 yrs       |
| 8  | Sean Miller, Xavier             | 428-159       | .729        | 18 yrs       |
| 9  | Tony Bennett, Virginia          | 393-150       | .724        | 17 yrs       |
| 10 | Bruce Pearl, Auburn             | 622-243       | .719        | 28 yrs       |



## MUSSELMAN RECORD • POINTS SCORED

|                                    |              |
|------------------------------------|--------------|
| <b>Scoring Below 50 Points:</b>    | <b>0-0</b>   |
| - At Arkansas                      | 0-0          |
| Home:                              | 0-0          |
| Away:                              | 0-0          |
| Neutral:                           | 0-0          |
| <b>Scoring 50-59 Points:</b>       | <b>2-9</b>   |
| - At Arkansas:                     | 2-1          |
| Home:                              | 0-1          |
| Away:                              | 0-6          |
| Neutral:                           | 1-2          |
| <b>Scoring 60-69 Points:</b>       | <b>21-20</b> |
| - At Arkansas                      | 13-9         |
| Home:                              | 12-4         |
| Away:                              | 5-10         |
| Neutral:                           | 4-6          |
| <b>Scoring 70-79 Points:</b>       | <b>69-23</b> |
| - At Arkansas                      | 31-12        |
| Home:                              | 40-5         |
| Away:                              | 15-13        |
| Neutral:                           | 14-5         |
| <b>Scoring 80-89 Points:</b>       | <b>62-6</b>  |
| - At Arkansas                      | 20-4         |
| Home:                              | 36-0         |
| Away:                              | 16-3         |
| Neutral:                           | 10-3         |
| <b>Scoring 90-99 Points:</b>       | <b>26-1</b>  |
| - At Arkansas                      | 11-0         |
| Home:                              | 16-0         |
| Away:                              | 9-1          |
| Neutral:                           | 1-0          |
| <b>Scoring 100 or More Points:</b> | <b>11-1</b>  |
| - At Arkansas                      | 3-0          |
| Home:                              | 7-0          |
| Away:                              | 3-1          |
| Neutral:                           | 1-0          |

## MUSSELMAN RECORD • POINTS ALLOWED

|  |              |
|--|--------------|
| <b>Opponent Scores Below 50 Points:</b>    | <b>11-0</b>  |
| - At Arkansas                              | 9-0          |
| Home:                                      | 9-0          |
| Away:                                      | 1-0          |
| Neutral:                                   | 1-0          |
| <b>Opponent Scores 50-59 Points:</b>       | <b>36-1</b>  |
| - At Arkansas                              | 18-0         |
| Home:                                      | 25-1         |
| Away:                                      | 9-0          |
| Neutral:                                   | 2-0          |
| <b>Opponent Scores 60-69 Points:</b>       | <b>71-7</b>  |
| - At Arkansas                              | 27-1         |
| Home:                                      | 43-0         |
| Away:                                      | 12-3         |
| Neutral:                                   | 16-4         |
| <b>Opponent Scores 70-79 Points:</b>       | <b>53-22</b> |
| - At Arkansas                              | 21-12        |
| Home:                                      | 28-6         |
| Away:                                      | 16-12        |
| Neutral:                                   | 9-4          |
| <b>Opponent Scores 80-89 Points:</b>       | <b>18-21</b> |
| - At Arkansas                              | 5-11         |
| Home:                                      | 7-3          |
| Away:                                      | 8-13         |
| Neutral:                                   | 3-5          |
| <b>Opponent Scores 90-99 Points:</b>       | <b>2-7</b>   |
| - At Arkansas                              | 1-4          |
| Home:                                      | 2-2          |
| Away:                                      | 0-3          |
| Neutral:                                   | 0-2          |
| <b>Opponent Scores 100 or More Points:</b> | <b>1-2</b>   |
| - At Arkansas                              | 0-0          |
| Home:                                      | 0-0          |
| Away:                                      | 1-2          |
| Neutral:                                   | 0-0          |

0

# ANTHONY BLACK

G | Fr. | 6-7 | 198 | Duncanville, Texas | Duncanville HS

@AnthonyBlack24\_  
@xanthonyblack

Including 2022-23, has **FOUR** years of collegiate eligibility  
Major: TBA (Arts & Sciences)  
Born on Jan. 20, 2004 in Las Colinas, Texas  
The son of Terry and Jennifer Black



- Was listed as the **#1** high school point guard in the nation by 247Sports
- Member of gold-medal-winning **USA Basketball Men's U18 National Team** for the 2022 FIBA Americas U18 Championship (Tijuana, Mexico) and member of **USA Basketball's 2022 USA Nike Hoop Summit Team**
- Played in the **McDonald's All-American** and **Iverson Classic** games ... **MaxPreps All-American** (HM)

- Named the **CBS Sports/USBWA Freshman of the Week (Nov. 22)** for his early-season play through Louisville at Maui
- Named **SEC co-Freshman of the Week (Nov. 28)** for his play at Maui
- **IS THE ONLY GUARD TO RANK AMONG THE SEC TOP 20 IN REBOUNDS**
- Is the only player in the SEC to rank among the league top 20 in assists (12th); steals (12th); scoring (17th); rebounding (20th)

## 2022-23 HIGHLIGHTS:

- Named to the 5-man Maui Jim **MAUI INVITATIONAL ALL-TOURNAMENT TEAM** as well as being named **SEC co-FRESHMAN OF THE WEEK...** Led all scorers (22.3 ppg) ... Versus Louisville, **scored a season-high 26 points** (9-of-11 FG; 3-5 3PT and 5-of-5 FT) with a **season-high six assists** ... Versus Creighton, **matched his season-high with 26 points** (10-of-18 FG; 1-3 3PT and 5-of-6 FT) while tying his **season-high with six assists** and leading the team with six rebounds ... Added 15 points vs San Diego State, making **career highs in FT (9) and FTA (10)**.
- Played all 40 minutes and recorded a season-high 8 rebounds, while scoring 14 points, versus Troy.



## NATIONAL RECRUITING RANKINGS

- **#8** on the SI99 All-American list
- **247Sports** ★★★★★ **#14** nation **#1 PG**
- **ESPN** ★★★★★ **#15** nation **#8 SF**
- **247Composite** ★★★★★ **#17** nation **#2 PG**
- **Rivals** ★★★★★ **#19** nation **#5 SG**

- Led ARK in Pts: ..... 2
- Led ARK in Rebs: ..... 1
- Led ARK in Assists: ..... 6
- Led ARK in Blocked Shots: ..... 1
- Double-figure Pts: ..... 5
- Double-figure Rebs: ..... 0
- 20-pt gms - 30-pt gms: ..... 2 - 0
- Gms with a 3PT Made: ..... 7
- Gms with 3+ 3PT Made: ..... 1
- Gms with 3+ Assists: ..... 6
- Gms with 3+ Steals: ..... 2
- Gms with 3+ Blks: ..... 0
- Gms with 5+ Rebs: ..... 5

## BLACKS' PERSONAL BESTS

### POINTS

Season: 26 (2x) LAST vs Creighton (11/22/22)

### SEC:

### FG MADE

Season: 10 vs Creighton (11/22/22)

### SEC:

### FG ATTEMPTED

Season: 18 vs Creighton (11/22/22)

### SEC:

### 3-POINT FG MADE

Season: 3 vs Louisville (11/21/22)

### SEC:

### 3-PT FG ATTEMPTS

Season: 6 vs Fordham (11/11/22)

### SEC:

### FT MADE

Season: 9 vs San Diego State (11/23/22)

### SEC:

### FT ATTEMPTED

Season: 10 vs San Diego State (11/23/22)

### SEC:

### REBOUNDS

Season: 8 vs Troy (11/28/22)

### SEC:

### ASSISTS

Season: 6 (3x) LAST vs San Jose State (12/03/22)

### SEC:

### STEALS

Season: 4 vs South Dakota State (11/16/22)

### SEC:

### BLOCKED SHOTS

Season: 1 (3x) LAST vs Troy (11/28/22)

### SEC:

### MINUTES

Season: 40:00 vs Troy (11/28/22)

### SEC:

## ANTHONY BLACK 2022-23 GAME STATS

| Opponent         | Date     | GS | Min | FG  | FGA | Pct  | 3FG  | 3A | Pct   | FT   | FTA | Pct   | O    | D  | Tot | Avg | PF  | FO | A | TO | Blk | Stl | Pts | Avg  |      |
|------------------|----------|----|-----|-----|-----|------|------|----|-------|------|-----|-------|------|----|-----|-----|-----|----|---|----|-----|-----|-----|------|------|
| NORTH DAKOTA ST. | 11/07/22 | *  | 30  | 1   | 7   | .143 | 0    | 0  | .000  | 1    | 2   | .500  | 0    | 7  | 7   | 7.0 | 3   | 0  | 3 | 2  | 1   | 3   | 3   | 3.0  |      |
| FORDHAM          | 11/11/22 | *  | 24  | 3   | 8   | .375 | 1    | 6  | .167  | 3    | 4   | .750  | 2    | 4  | 6   | 6.5 | 2   | 0  | 0 | 4  | 1   | 2   | 10  | 6.5  |      |
| SOUTH DAKOTA ST. | 11/16/22 | *  | 30  | 2   | 3   | .667 | 1    | 2  | .500  | 0    | 0   | .000  | 1    | 4  | 5   | 6.0 | 1   | 0  | 5 | 2  | 0   | 4   | 5   | 6.0  |      |
| vs Louisville    | 11/21/22 | *  | 35  | 9   | 11  | .818 | 3    | 5  | .600  | 5    | 5   | 1.000 | 1    | 2  | 3   | 5.3 | 3   | 0  | 6 | 4  | 0   | 2   | 26  | 11.0 |      |
| vs Creighton     | 11/22/22 | *  | 38  | 10  | 18  | .556 | 1    | 3  | .333  | 5    | 7   | .714  | 3    | 3  | 6   | 5.4 | 3   | 0  | 6 | 3  | 0   | 2   | 26  | 14.0 |      |
| vs San Diego St. | 11/23/22 | *  | 39  | 3   | 11  | .273 | 0    | 2  | .000  | 9    | 10  | .900  | 1    | 4  | 5   | 5.3 | 2   | 0  | 1 | 4  | 0   | 1   | 15  | 14.2 |      |
| TROY             | 11/28/22 | *  | 40  | 5   | 8   | .625 | 2    | 4  | .500  | 2    | 4   | .500  | 1    | 7  | 8   | 5.7 | 1   | 0  | 3 | 3  | 1   | 2   | 14  | 14.1 |      |
| SAN JOSE ST.     | 12/03/22 | *  | 32  | 3   | 5   | .600 | 1    | 1  | 1.000 | 1    | 1   | 1.000 | 1    | 3  | 4   | 5.5 | 2   | 0  | 6 | 2  | 0   | 0   | 8   | 13.4 |      |
| UNC GREENSBORO   | 12/06/22 | *  | 33  | 4   | 8   | .500 | 2    | 4  | .500  | 1    | 3   | .333  | 1    | 4  | 5   | 5.4 | 3   | 0  | 2 | 1  | 1   | 0   | 11  | 13.1 |      |
| Totals           |          |    | 9   | 301 | 40  | 79   | .506 | 11 | 27    | .407 | 27  | 36    | .750 | 11 | 38  | 49  | 5.4 | 20 | 0 | 32 | 25  | 4   | 16  | 118  | 13.1 |

## ANTHONY BLACK CAREER STATISTICS

| Year    | GP | GS | Min | Avg  | FG | FGA | Pct  | 3FG | 3FGA | Pct  | FT | FTA | Pct  | Off | Def | Tot | Avg | PF | FO | Ast | TO | Blk | Stl | Pts | Avg  |
|---------|----|----|-----|------|----|-----|------|-----|------|------|----|-----|------|-----|-----|-----|-----|----|----|-----|----|-----|-----|-----|------|
| 2022-23 | 9  | 9  | 301 | 33.4 | 40 | 79  | .506 | 11  | 27   | .407 | 27 | 36  | .750 | 11  | 38  | 49  | 5.4 | 20 | 0  | 32  | 25 | 4   | 16  | 118 | 13.1 |

# 1 RICKY COUNCIL IV

G | Jr. | 6-6 | 205 | Durham, N.C. | Southern Durham HS / Wichita State

[@rickythe4th](#)  
[@c4\\_hoops](#)

Including 2022-23, has **THREE** years of collegiate eligibility  
Major: Recreation & Sport Management  
Born on Aug. 3, 2001 in Durham, N.C.  
The son of Rick and Ruth Council – has 2 older brothers, Ricky II & Ricky III



## DOUBLE-DOUBLES (2)

| SOPHOMORE (at WSU) | (2)           |
|--------------------|---------------|
| 02/02/22 • TULANE  | 12 pts 15 reb |
| 02/20/22 • HOUSTON | 17 Pts 10 reb |

Was the **2022 American Athletic Conference Sixth Man of the Year** and made the **2021 AAC All-Freshman Team** ... Played two seasons at Wichita State and will have three years of eligibility remaining ... Was teammates with former Razorback Trey Wade at Wichita State in 2020-21 and the duo helped the Shockers win the AAC regular-season title and earn an NCAA Tournament berth.

- Has led Arkansas in scoring a team-best four times ... Has scored in double digits in eight of nine games
- **IN THE SEC: 1st in Minutes (35:49; 33rd NCAA) • 1st FG Made (61; 49th NCAA) • 2nd in Scoring (18.4 ppg; 56th NCAA)**
- **Named the SEC PLAYER OF THE WEEK (Dec. 5) ... Averaged 22.0 points (70% FG and 8-8 FT) in wins over Troy and San Jose State**

### 2022-23 HIGHLIGHTS:

- Led the team in scoring for the second straight game (vs Fordham) with 15 pts ... For the first time in his career, saw action at point guard and responded with a **career-high seven assists**.
- Had 15 points versus Louisville while **tying his career high with four steals and making 3 3-pointers**.
- Against Creighton, scored a season-high 24 points, attempting a career-high 19 shots, while playing all 40 minutes.
- Played 41:03 in the San Diego State overtime win ... Scored 18 of his 19 points after halftime, including five of the Hogs' 1 overtime points.
- **SEC PLAYER OF THE WEEK (Dec. 5): Versus Troy**, scored a **game-high 27 (also his second-best career effort)** ... Had 19 points in the second half as Arkansas erased a two-point halftime deficit ... **Scored 11 points in a decisive 17-0 run** (all told, scored 13 in a 19-3 run to end the game) ... Made a career-high 12 field goals ... **Versus San Jose State**, scored 17 points and only missed one shot attempt (5-of-6 FG; 1-1 3 PT, 6-6 FT) ... Up three with 17:27 left, Arkansas went on a 23-7 runs with Council scoring all 10 of his second-half points ... Added three steals.



- Led his team in Pts (ARK): ..... 17 (43)
- Led his team in Rebs (ARK): ..... 7 (0)
- Led his team in Assists (ARK): ..... 3 (1)
- Double-figure Pts (ARK): ..... 29 (7)
- Double-figure Rebs (ARK): ..... 2 (0)
- Double-Doubles (ARK): ..... 2 (0)
- 20-pt gms (ARK): ..... 7 (3)
- 30-pt or more gms (ARK): ..... 1 (0)
- Gms with a 3PT Made (ARK): ..... 34 (7)
- Gms with 3+ 3PT Made (ARK): ..... 4 (1)
- Gms with 3+ Assists (ARK): ..... 11 (3)
- Gms with 3+ Blks (ARK): ..... 0 (0)
- Gms with 3+ Steals (ARK): ..... 7 (2)
- Gms with 5+ Rebs (ARK): ..... 24 (0)

### COUNCIL'S PERSONAL BESTS

#### POINTS

Season: 27 vs Troy (11/28/22)  
Career: 31 vs UCF (01/26/22)  
SEC:

#### FG MADE

Season: 12 vs Troy (11/28/22)  
Career: 12 vs Troy (11/28/22)  
SEC:

#### FG ATTEMPTED

Season: 19 vs Creighton (11/22/22)  
Career: 19 vs Creighton (11/22/22)  
SEC:

#### 3-POINT FG MADE

Season: 3 vs Louisville (11/21/22)  
Career: 3 (4x) LAST vs Louisville (11/21/22)  
SEC:

#### 3-PT FG ATTEMPTS

Season: 7 vs Louisville (11/21/22)  
Career: 7 (3x) LAST vs Louisville (11/21/22)  
SEC:

#### FT MADE

Season: 6 vs San Jose State (12/03/22)  
Career: 16 vs UCF (01/26/22)  
SEC:

#### FT ATTEMPTED

Season: 6 (2x) LAST vs San Jose State (12/03/22)  
Career: 20 vs UCF (01/26/22)  
SEC:

#### REBOUNDS

Season: 4 vs Fordham (11/11/22)  
Career: 15 vs Tulane (01/12/22)  
SEC:

#### ASSISTS

Season: 7 vs Fordham (11/11/22)  
Career: 7 vs Fordham (11/11/22)  
SEC:

#### STEALS

Season: 4 vs Louisville (11/21/22)  
Career: 4 (2x) LAST vs Louisville (11/21/22)  
SEC:

#### BLOCKED SHOTS

Season: 1 vs North Dakota State (11/07/22)  
Career: 2 (2x) last at Tulane (01/29/22)  
SEC:

#### MINUTES

Season: 41:03 vs San Diego State (11/23/22)  
Career: 48:16 Houston (02/20/22)  
SEC:

### RICKY COUNCIL IV 2022-23 GAME STATS

| Opponent         | Date     | GS | Min | FG  | FGA | Pct  | 3FG  | 3A | Pct   | FT   | FTA | Pct   | O    | D | Tot | Avg | PF  | FO | A | TO | Blk | Stl | Pts | Avg  |      |
|------------------|----------|----|-----|-----|-----|------|------|----|-------|------|-----|-------|------|---|-----|-----|-----|----|---|----|-----|-----|-----|------|------|
| NORTH DAKOTA ST. | 11/07/22 | *  | 36  | 9   | 14  | .643 | 1    | 2  | .500  | 3    | 6   | .500  | 1    | 2 | 3   | 3.0 | 1   | 0  | 2 | 1  | 1   | 1   | 22  | 22.0 |      |
| FORDHAM          | 11/11/22 | *  | 37  | 5   | 12  | .417 | 1    | 3  | .333  | 4    | 4   | 1.000 | 1    | 3 | 4   | 3.5 | 2   | 0  | 7 | 2  | 0   | 2   | 15  | 18.5 |      |
| SOUTH DAKOTA ST. | 11/16/22 | *  | 30  | 8   | 12  | .667 | 1    | 4  | .250  | 2    | 3   | .667  | 0    | 2 | 2   | 3.0 | 2   | 0  | 2 | 3  | 1   | 1   | 19  | 18.7 |      |
| vs Louisville    | 11/21/22 | *  | 35  | 6   | 13  | .462 | 3    | 7  | .429  | 0    | 0   | .000  | 1    | 2 | 3   | 3.0 | 1   | 0  | 3 | 4  | 0   | 4   | 15  | 17.8 |      |
| vs Creighton     | 11/22/22 | *  | 40  | 9   | 19  | .474 | 2    | 6  | .333  | 4    | 4   | 1.000 | 1    | 2 | 3   | 3.0 | 3   | 0  | 3 | 1  | 0   | 2   | 24  | 19.0 |      |
| vs San Diego St. | 11/23/22 | *  | 41  | 6   | 19  | .316 | 0    | 3  | .000  | 7    | 11  | .636  | 1    | 2 | 3   | 3.0 | 3   | 0  | 4 | 3  | 0   | 2   | 19  | 19.0 |      |
| TROY             | 11/28/22 | *  | 39  | 12  | 18  | .667 | 1    | 4  | .250  | 2    | 2   | 1.000 | 2    | 1 | 3   | 3.0 | 2   | 0  | 0 | 2  | 0   | 1   | 27  | 20.1 |      |
| SAN JOSE ST.     | 12/03/22 | *  | 26  | 5   | 6   | .833 | 1    | 1  | 1.000 | 6    | 6   | 1.000 | 0    | 3 | 3   | 3.0 | 1   | 0  | 1 | 3  | 0   | 3   | 17  | 19.8 |      |
| UNC GREENSBORO   | 12/06/22 | *  | 37  | 1   | 7   | .143 | 0    | 3  | .000  | 6    | 6   | 1.000 | 0    | 3 | 3   | 3.0 | 3   | 0  | 2 | 3  | 0   | 0   | 8   | 18.4 |      |
| Totals           |          |    | 9   | 321 | 61  | 120  | .508 | 10 | 33    | .303 | 34  | 42    | .810 | 7 | 20  | 27  | 3.0 | 18 | 0 | 24 | 22  | 2   | 16  | 166  | 18.4 |

### RICKY COUNCIL IV CAREER STATISTICS

| Year          | GP        | GS        | Min         | Avg         | FG         | FGA        | Pct         | 3FG       | 3FGA       | Pct         | FT         | FTA        | Pct         | Off       | Def        | Tot        | Avg        | PF        | FO       | Ass       | TO         | Blk       | Stl       | Pts        | Avg         |
|---------------|-----------|-----------|-------------|-------------|------------|------------|-------------|-----------|------------|-------------|------------|------------|-------------|-----------|------------|------------|------------|-----------|----------|-----------|------------|-----------|-----------|------------|-------------|
| 2020-21 (WSU) | 21        | 1         | 327         | 15.6        | 51         | 121        | .422        | 12        | 27         | .444        | 35         | 55         | .636        | 16        | 56         | 72         | 3.4        | 18        | 0        | 20        | 23         | 3         | 6         | 149        | 7.1         |
| 2021-22 (WSU) | 28        | 8         | 744         | 26.6        | 110        | 252        | .437        | 26        | 85         | .306        | 90         | 106        | .849        | 36        | 115        | 151        | 5.4        | 38        | 2        | 45        | 60         | 14        | 32        | 336        | 12.0        |
| 2022-23 (ARK) | 9         | 9         | 321         | 35.7        | 61         | 120        | .508        | 10        | 33         | .303        | 34         | 42         | .810        | 7         | 20         | 27         | 3.0        | 18        | 0        | 24        | 22         | 2         | 16        | 166        | 18.4        |
| <b>CAREER</b> | <b>58</b> | <b>18</b> | <b>1392</b> | <b>24.0</b> | <b>222</b> | <b>493</b> | <b>.450</b> | <b>48</b> | <b>145</b> | <b>.331</b> | <b>159</b> | <b>203</b> | <b>.783</b> | <b>59</b> | <b>191</b> | <b>250</b> | <b>4.3</b> | <b>74</b> | <b>2</b> | <b>89</b> | <b>105</b> | <b>19</b> | <b>54</b> | <b>651</b> | <b>11.2</b> |

2

## TREVON BRAZILE

F | So. (3) | 6-10 | 212 | Springfield, Mo. | Kickapoo HS / Missouri

@trevonbrazile2

@thetrevonbrazile

Including 2022-23, has **THREE** years of collegiate eligibility

Major: Communications

Born on Jan. 7, 2002 in Springfield, Mo.

The son of Phillip Brazile and Melissa Baldwin



## DOUBLE-DOUBLES (2)


| SOPHOMORE (at ARK)            | (2)           |
|-------------------------------|---------------|
| 11/07/22 • NORTH DAKOTA STATE | 21 pts 12 reb |
| 11/16/22 • SOUTH DAKOTA STATE | 13 pts 10 reb |

Trevon Brazile (*pronounced Trev-In "Brazil"*) played his freshman season (2021-22) at Missouri and has three remaining years of eligibility ... Ranked third in the SEC (47th in the NCAA) in blocked shots (1.92 avg).

- Suffered a season-ending knee (ACL) injury in the first half of the UNC Greensboro game.

## 2022-23 HIGHLIGHTS:

- In the season opener vs North Dakota State, recorded his **first career double-double** with a then career-high 21 points and a **career-high 12 rebounds** ... Was 7-of-14 FG and made a **career-high 3-of-6 3PT** ... Was also 4-of-5 FT.
- Posted his **second career double-double** vs South Dakota State with 13 points (5-9 FG • 1-1 3PT • 2-2 FT) and 10 rebounds.
- Scored 17 vs Creighton making a career-high seven FG with a season-high three blocked shots.
- **For the first time in his career, led his team in scoring, pumping in 20** with nine rebounds versus San Diego State ... For the third time this season, **tied his career high** with three 3's made ... Also played a **career-high 40:05 minutes** ... **Scored 18 of his 20 after halftime**, including 16 in the second half (4-of-7 FG • 3-of-4 3PT • 5-of-6 FT) ... **Tied his career high with two steals, one coming with Arkansas down two with seven seconds left** to set-up the game-tying basket.
- For the second time in his career, led his team in scoring with a **career-high 23 points** versus San Jose State ... Was 8-of-9 from the field (1-2 3PT) and 6-of-8 FT with five rebounds, two assists and two blocked shots ... Also had career highs in FG made (8) and FT made (6).



- Led his team in Pts (ARK): ..... 2 (2)
- Led his team/ARK in Rebs: ..... 12 (5)
- Led his team/ARK in Blk Shots: ..... 25 (5)
- Double-figure Pts (ARK): ..... 9 (4)
- Double-figure Rebs (ARK): ..... 3 (2)
- 20-pt gms – 30-pt gms: (ARK) ..... 3 (2) - 0
- Gms with a 3PT Made (ARK): ..... 15 (5)
- Gms with 3+ 3PT Made (ARK): ..... 3 (3)
- Gms with 3+ Blks (ARK): ..... 6 (1)
- Gms with 5+ Rebs (ARK): ..... 20 (6)

## BRAZILE'S PERSONAL BESTS

## POINTS

|            |                              |
|------------|------------------------------|
| Season: 23 | vs San Jose State (12/03/22) |
| Career: 23 | vs San Jose State (12/03/22) |
| SEC: 11    | at LSU (02/26/22)            |

## FG MADE

|           |                              |
|-----------|------------------------------|
| Season: 8 | vs San Jose State (12/03/22) |
| Career: 8 | vs San Jose State (12/03/22) |
| SEC: 5    | at LSU (02/26/22)            |

## FG ATTEMPTED

|                 |                                    |
|-----------------|------------------------------------|
| Season: 14 (3x) | LAST vs San Diego State (11/23/22) |
| Career: 14 (2x) | LAST vs San Diego St (11/23/22)    |
| SEC: 9          | at LSU (02/26/22)                  |

## 3-POINT FG MADE

|                |                                    |
|----------------|------------------------------------|
| Season: 3 (3x) | LAST vs San Diego State (11/23/22) |
| Career: 3 (3x) | LAST vs San Diego St (11/23/22)    |
| SEC: 1 (7x)    | vs Georgia (03/05/22)              |

## 3-PT FG ATTEMPTS

|           |                               |
|-----------|-------------------------------|
| Season: 8 | vs San Diego State (11/23/22) |
| Career: 8 | vs San Diego State (11/23/22) |
| SEC: 2    | at Georgia (02/02/22)         |

## FT MADE

|           |                              |
|-----------|------------------------------|
| Season: 6 | vs San Jose State (12/03/22) |
| Career: 6 | vs San Jose State (12/03/22) |
| SEC: 3    | vs Tennessee (02/22/22)      |

## FT ATTEMPTED

|                |                                   |
|----------------|-----------------------------------|
| Season: 8 (2x) | LAST vs San Jose State (12/03/22) |
| SEC: 8 (2x)    | LAST vs San Jose St (12/03/22)    |
| Career: 7      | vs Ole Miss (03/09/22)            |

## REBOUNDS

|            |                                  |
|------------|----------------------------------|
| Season: 12 | vs North Dakota State (11/07/22) |
| Career: 12 | vs North Dakota State (11/07/22) |
| SEC: 10    | vs Georgia (03/05/22)            |

## ASSISTS

|           |                              |
|-----------|------------------------------|
| Season: 2 | vs San Jose State (12/03/22) |
| Career: 3 | vs Alabama (01/08/22)        |
| SEC: 3    | vs Alabama (01/08/22)        |

## STEALS

|                |                         |
|----------------|-------------------------|
| Season: 2 (2x) | LAST vs Troy (11/28/22) |
| Career: 2 (5x) | LAST vs Troy (11/28/22) |
| SEC: 2         | vs Texas A&M (01/15/22) |

## BLOCKED SHOTS

|             |                         |
|-------------|-------------------------|
| Season: 3   | vs Creighton (11/22/22) |
| Career: 6   | vs Illinois (12/22/21)  |
| SEC: 4 (2x) | vs Georgia (03/05/22)   |

## MINUTES

|               |                               |
|---------------|-------------------------------|
| Season: 40:05 | vs San Diego State (11/23/22) |
| Career: 40:05 | vs San Diego State (11/23/22) |
| SEC: 28:23    | at LSU (02/26/22)             |

## TREVON BRAZILE 2022-23 GAME STATS

| Opponent         | Date     | GS | Min | FG | FGA  | Pct  | 3FG | 3A    | Pct  | FT | FTA   | Pct  | O  | D  | Tot  | Avg | PF | FO | A | TO | Blk | Stl | Pts  | Avg  |
|------------------|----------|----|-----|----|------|------|-----|-------|------|----|-------|------|----|----|------|-----|----|----|---|----|-----|-----|------|------|
| NORTH DAKOTA ST. | 11/07/22 | 32 | 7   | 14 | .500 | 3    | 6   | .500  | 4    | 5  | .800  | 1    | 11 | 12 | 12.0 | 2   | 0  | 1  | 2 | 1  | 0   | 21  | 21.0 |      |
| FORDHAM          | 11/11/22 | 32 | 3   | 7  | .429 | 0    | 2   | .000  | 2    | 3  | .667  | 4    | 4  | 8  | 10.0 | 3   | 0  | 1  | 2 | 1  | 1   | 8   | 14.5 |      |
| SOUTH DAKOTA ST. | 11/16/22 | 29 | 5   | 9  | .556 | 1    | 1   | 1.000 | 2    | 2  | 1.000 | 2    | 8  | 10 | 10.0 | 3   | 0  | 2  | 4 | 2  | 1   | 13  | 14.0 |      |
| vs Louisville    | 11/21/22 | 14 | 0   | 2  | .000 | 0    | 2   | .000  | 1    | 2  | .500  | 0    | 2  | 2  | 8.0  | 3   | 0  | 0  | 2 | 0  | 1   | 1   | 10.8 |      |
| vs Creighton     | 11/22/22 | 32 | 7   | 14 | .500 | 3    | 5   | .600  | 0    | 1  | .000  | 1    | 5  | 6  | 7.6  | 5   | 1  | 2  | 1 | 3  | 1   | 17  | 12.0 |      |
| vs San Diego St. | 11/23/22 | 40 | 6   | 14 | .429 | 3    | 8   | .375  | 5    | 8  | .625  | 0    | 9  | 9  | 7.8  | 3   | 0  | 0  | 1 | 0  | 2   | 20  | 13.3 |      |
| TROY             | 11/28/22 | 25 | 1   | 5  | .200 | 0    | 2   | .000  | 1    | 2  | .500  | 0    | 0  | 0  | 6.7  | 2   | 0  | 1  | 5 | 0  | 2   | 3   | 11.9 |      |
| SAN JOSE ST.     | 12/03/22 | 30 | 8   | 9  | .889 | 1    | 2   | .500  | 6    | 8  | .750  | 0    | 5  | 5  | 6.5  | 2   | 0  | 2  | 2 | 2  | 1   | 23  | 13.3 |      |
| UNC GREENSBORO   | 12/06/22 | 9  | 0   | 3  | .000 | 0    | 1   | .000  | 0    | 0  | .000  | 1    | 1  | 2  | 6.0  | 0   | 0  | 0  | 1 | 2  | 0   | 0   | 11.8 |      |
| Totals           |          | 0  | 243 | 37 | 77   | .481 | 11  | 29    | .379 | 21 | 31    | .677 | 9  | 45 | 54   | 6.0 | 23 | 1  | 9 | 20 | 11  | 9   | 106  | 11.8 |

## TREVON BRAZILE CAREER STATISTICS

| Year             | GP | GS | Min | Avg  | FG | FGA | Pct  | 3FG | 3FGA | Pct  | FT | FTA | Pct  | Off | Def | Tot | Avg | PF | FO | Asst | TO | Blk | Stl | Pts | Avg  |
|------------------|----|----|-----|------|----|-----|------|-----|------|------|----|-----|------|-----|-----|-----|-----|----|----|------|----|-----|-----|-----|------|
| 2021-22 (MIZZOU) | 24 | 22 | 507 | 21.1 | 57 | 105 | .543 | 10  | 31   | .323 | 27 | 46  | .587 | 28  | 92  | 120 | 5.0 | 30 | 0  | 18   | 27 | 46  | 10  | 151 | 6.3  |
| 2022-23 (ARK)    | 9  | 0  | 243 | 27.0 | 37 | 77  | .481 | 11  | 29   | .379 | 21 | 31  | .677 | 9   | 45  | 54  | 6.0 | 23 | 1  | 9    | 20 | 11  | 9   | 106 | 11.8 |
| CAREER           | 33 | 22 | 750 | 22.7 | 94 | 182 | .516 | 21  | 60   | .350 | 48 | 77  | .623 | 37  | 137 | 174 | 5.3 | 53 | 1  | 27   | 47 | 57  | 10  | 257 | 7.8  |

3

**NICK SMITH JR.**

G | Fr. | 6-5 | 185 | Jacksonville, Ark. | North Little Rock HS

@ntsmith1402

@lif3nick

Including 2022-23, has **FOUR** years of collegiate eligibility  
Major: Recreation a& Sport Management  
Born on April 18, 2004 in Jacksonville, Ark.  
The son of Nicholas Sr. and Candace Smith



**DRAFT**

Consensus Top 6 pick on the 2023  
NBA mock draft websites, including most predicting him as the  
#1 college player selected.

**SMITH'S PRESEASON HONORS**


- John R. Wooden Award Preseason Watch List
- NABC Division I Player of the Year Watch List
- Jersey Mike's Naismith Trophy Men's Player of the Year Preseason Watch List
- Jerry West Award Watch List
- All-American: 2nd team (CBSsports.com) - 3rd team (Sporting News) - 4th team (Blue Ribbon Magazine)
- National Newcomer of the Year (Blue Ribbon Magazine)
- National Freshman of the Year (CBSsports.com)
- Jay Bilas Preseason Freshman All-America Team (ESPN.com)
- #1 on ESPN.com national Impact Newcomer list
- #2 on national Impact Freshmen lists by Andy Katz/NCAA.com and CBSsports.com
- SEC Freshman of the Year: CBSsports.com and Blue Ribbon Magazine
- First Team All-SEC: SEC media - SEC coaches - Blue Ribbon Magazine

**2022 USA TODAY National High School Boy's Basketball Player of the Year**

- The **overall top rated high school prospect** by 247Sports and consensus top-3 player in the country  
- Top rated combo guard in the nation (247Sports) - Top rated point guard in the nation (Rivals) - Top rated shooting guard in the nation (ESPN)
- Played in the **McDonald's All-American** and was co-MVP at the **Jordan Brand Classic** 27 points (5-of-7 3PT)
- 1 of the top 3-highest rated players to ever sign with Arkansas trailing Corliss Williamson (ranked #1 or #2 by all the recruiting services) and Al Jefferson (ranked #3 by 247Sports and #4 by Rivals in 2004).

**2022-23 HIGHLIGHTS:**

- After missing the first six games due to injury, saw his first official collegiate action (playing on the condition of minutes restriction) in the Troy win ... Checked in at 14:08 and played six full minutes but did not re-enter the game.
- In his first meaningful action (and start) versus San Jose State, scored 16 points (3-of-5 3PT) with five assists and zero turnovers.
- Scored 22 of Arkansas' 65 points (34%) versus UNC Greensboro, including 16 in the second half in the come-from-behind win ... Was 9-of-11 at the line and led the team with three assists ... Had a steal and old-fashion 3-point play late in the game to propel the Hogs to the win.

**NATIONAL RECRUITING RANKINGS**

- #2 on the SI99 All-American list
- 247Sports ★★★★★ #1 nation #1 CG
- Rivals ★★★★★ #2 nation #1 PG
- ESPN ★★★★★ #3 nation #1 SG
- 247Composite ★★★★★ #3 nation #2 CG

- Led ARK in Pts: ..... 1
- Led ARK in Rebs: ..... 0
- Led ARK in Assists: ..... 1
- Led ARK in Steals: ..... 0
- Double-figure Pts: ..... 2
- Double-figure Rebs: ..... 0
- 20-pt gms - 30-pt gms: ..... 1 - 0
- Gms with a 3PT Made: ..... 2
- Gms with 3+ 3PT Made: ..... 1
- Gms with 3+ Assists: ..... 2
- Gms with 3+ Steals: ..... 0
- Gms with 3+ Blks: ..... 0
- Gms with 5+ Rebs: ..... 0

**NICK SMITH JR. 2022-23 GAME STATS**

| Opponent         | Date     | GS      | Min | FG | FGA | Pct  | 3FG  | 3A | Pct  | FT   | FTA | Pct  | O    | D | Tot | Avg | PF  | FO | A | TO | Blk | Stl | Pts | Avg  |      |
|------------------|----------|---------|-----|----|-----|------|------|----|------|------|-----|------|------|---|-----|-----|-----|----|---|----|-----|-----|-----|------|------|
| NORTH DAKOTA ST. | 11/07/22 | DNP-Inj |     |    |     |      |      |    |      |      |     |      |      |   |     |     |     |    |   |    |     |     |     |      |      |
| FORDHAM          | 11/11/22 | DNP-Inj |     |    |     |      |      |    |      |      |     |      |      |   |     |     |     |    |   |    |     |     |     |      |      |
| SOUTH DAKOTA ST. | 11/16/22 | DNP-Inj |     |    |     |      |      |    |      |      |     |      |      |   |     |     |     |    |   |    |     |     |     |      |      |
| vs Louisville    | 11/21/22 | DNP-Inj |     |    |     |      |      |    |      |      |     |      |      |   |     |     |     |    |   |    |     |     |     |      |      |
| vs Creighton     | 11/22/22 | DNP-Inj |     |    |     |      |      |    |      |      |     |      |      |   |     |     |     |    |   |    |     |     |     |      |      |
| vs San Diego St. | 11/23/22 | DNP-Inj |     |    |     |      |      |    |      |      |     |      |      |   |     |     |     |    |   |    |     |     |     |      |      |
| TROY             | 11/28/22 |         | 6   | 0  | 2   | .000 | 0    | 1  | .000 | 0    | 0   | .000 | 1    | 0 | 1   | 1.0 | 0   | 0  | 0 | 0  | 0   | 0   | 0   | 0.0  |      |
| SAN JOSE ST.     | 12/03/22 | *       | 24  | 6  | 14  | .429 | 3    | 5  | .600 | 1    | 2   | .500 | 0    | 1 | 1   | 1.0 | 1   | 0  | 5 | 0  | 0   | 0   | 16  | 8.0  |      |
| UNC GREENSBORO   | 12/06/22 | *       | 39  | 6  | 14  | .429 | 1    | 5  | .200 | 9    | 11  | .818 | 0    | 4 | 4   | 2.0 | 1   | 0  | 3 | 2  | 1   | 1   | 22  | 12.7 |      |
| Totals           |          |         | 2   | 69 | 12  | 30   | .400 | 4  | 11   | .364 | 10  | 13   | .769 | 1 | 5   | 6   | 2.0 | 2  | 0 | 8  | 2   | 1   | 1   | 38   | 12.7 |

**SMITH'S PERSONAL BESTS**

- POINTS**  
Season: 22 vs UNC Greensboro (12/06/22)  
**SEC:**
- FG MADE**  
Season: 6 (2x) LAST vs UNC Greensboro (12/06/22)  
**SEC:**
- FG ATTEMPTED**  
Season: 14 (2x) LAST vs UNC Greensboro (12/06/22)  
**SEC:**
- 3-POINT FG MADE**  
Season: 3 vs San Jose State (12/03/22)  
**SEC:**
- 3-PT FG ATTEMPTS**  
Season: 5 (2x) LAST vs UNC Greensboro (12/06/22)  
**SEC:**
- FT MADE**  
Season: 9 vs UNC Greensboro (12/06/22)  
**SEC:**
- FT ATTEMPTED**  
Season: 11 vs UNC Greensboro (12/06/22)  
**SEC:**
- REBOUNDS**  
Season: 4 vs UNC Greensboro (12/06/22)  
**SEC:**
- ASSISTS**  
Season: 5 vs San Jose State (12/03/22)  
**SEC:**
- STEALS**  
Season: 1 vs UNC Greensboro (12/06/22)  
**SEC:**
- BLOCKED SHOTS**  
Season: 1 vs UNC Greensboro (12/06/22)  
**SEC:**
- MINUTES**  
Season: 36:54 vs UNC Greensboro (12/06/22)  
**SEC:**

**NICK SMITH JR. CAREER STATISTICS**

| Year    | GP | GS | Min | Avg  | FG | FGA | Pct  | 3FG | 3FGA | Pct  | FT | FTA | Pct  | Off | Def | Tot | Avg | PF | FO | Ast | TO | Blk | Stl | Pts | Avg  |
|---------|----|----|-----|------|----|-----|------|-----|------|------|----|-----|------|-----|-----|-----|-----|----|----|-----|----|-----|-----|-----|------|
| 2022-23 | 3  | 2  | 69  | 23.0 | 12 | 30  | .400 | 4   | 11   | .364 | 10 | 13  | .769 | 1   | 5   | 6   | 2.0 | 2  | 0  | 8   | 2  | 1   | 1   | 38  | 12.7 |

4

**DAVONTE "DEVO" DAVIS**

G | Jr. | 6-4 | 185 | Jacksonville, Ark. | Jacksonville HS

@MrDevoBuckets

@devofor3

Including 2022-23, has **THREE** years of collegiate eligibility  
 Major: Recreation & Sport Management  
 Born on Sept. 24, 2001, in Jacksonville, Ark.  
 The son Terrie Davis and grandson of Yvette Davis

**DOUBLE-DOUBLES (1)**

**JUNIOR** (1)  
 12/06/22 • UNC GREENSBORO 10 pts 10 reb

Named the **SEC First-Year Academic Honor Roll** (2020-21) and the **2021-22 SEC Winter Academic Honor Roll** ... Made the Department's Honor Roll (3.0-3.49 GPA) for Fall 2020, Spring 2021 and Fall of 2021.

The only current Razorback play in each of Arkansas' back-to-back Elite 8 runs.

**2022-23 HIGHLIGHTS:**

- Scored 18 in the season opener vs North Dakota State and was +20 ... Added five assists and three steals in the Fordham win.
- For the eighth time in his career, made multiple 3-pointers in the South Dakota State win (7x with 2 and once with 4)
- Played a key role in holding Louisville's El Ellis to 11 points on 4-of-16 shooting.
- Versus UNC Greensboro, recorded his **first career double-double** with 10 points and a **career-high 10 rebounds** (9 defensive) ... Tied his season high with three steals.



- Led the Razorbacks in Pts:..... 4
- Led the Razorbacks in Rebs:..... 2
- Led the Razorbacks in Assists:..... 16
- Led the Razorbacks in Steals:..... 15
- Double-figure Pts:..... 26
- Double-figure Rebs:..... 1
- Double-Doubles:..... 1
- 20-pt gms:..... 2
- Gms with a 3PT FG:..... 13
- Gms with 3+ 3PT FG:..... 1
- Gms with 3+ Assists:..... 26
- Gms with 3+ Steals:..... 6
- Gms with 5+ Rebs:..... 27

**DAVIS' PERSONAL BESTS****POINTS**

Season: 18 vs North Dakota State (11/07/22)  
**SEC: 20 vs Georgia (01/09/21)**  
 Career: 26 vs Oklahoma (12/11/21)

**FG MADE**

Season: 6 vs North Dakota State (11/07/22)  
**Career: 9 (2x) vs Oklahoma (12/11/21)**  
 SEC: 9 vs Georgia (01/09/21)

**FG ATTEMPTED**

Season: 14 vs North Dakota State (11/07/22)  
**Career: 21 vs Oklahoma (12/11/21)**  
 SEC: 14 (2x) last vs Florida (02/16/21)

**3-POINT FG MADE**

Season: 2 vs South Dakota State (11/16/22)  
**Career: 4 vs Oklahoma (12/11/21)**  
 SEC: 2 (4x) last at Florida (02/22/22)

**3-PT FG ATTEMPTS**

Season: 5 (2x) LAST vs UNC Greensboro (12/06/22)  
**Career: 8 vs Oklahoma (12/11/21)**  
 SEC: 4 at Mississippi State (12/29/21)

**FT MADE**

Season: 6 vs North Dakota State (11/07/22)  
**Career: 9 at Texas A&M (01/08/22)**  
 SEC: 9 at Texas A&M (01/08/22)

**FT ATTEMPTED**

Season: 8 vs North Dakota State (11/07/22)  
**Career: 10 at Texas A&M (01/08/22)**  
 SEC: 10 at Texas A&M (01/08/22)

**REBOUNDS**

Season: 10 vs UNC Greensboro (12/06/22)  
**Career: 10 vs UNC Greensboro (12/06/22)**  
 SEC: 8 (3x) last at LSU (01/15/22)

**ASSISTS**

Season: 5 (2x) LAST vs Louisville (11/21/22)  
**Career: 8 vs Charlotte (12/07/21)**  
 SEC: 7 at Texas A&M (01/08/22)

**STEALS**

Season: 3 (2x) vs UNC Greensboro (12/06/22)  
**Career: 5 vs Auburn (02/08/22)**  
 SEC: 5 vs Auburn (02/08/22)

**BLOCKED SHOTS**

Season: 1 vs North Dakota State (11/07/22)  
**Career: 2 vs Colgate (03/19/21)**  
 SEC: 1 (3x) last at Missouri (02/13/21)

**MINUTES**

Season: 39:04 vs North Dakota State (11/07/22)  
**Career: 38:56 vs Oklahoma (12/11/21)**  
 SEC: 38:52 vs Texas A&M (03/06/21)

**DAVONTE DAVIS 2022-23 GAME STATS**

| Opponent         | Date     | GS       | Min        | FG        | FGA       | Pct         | 3FG      | 3A        | Pct         | FT        | FTA       | Pct         | O        | D         | Tot       | Avg        | PF        | FO       | A         | TO        | Blk      | Stl       | Pts       | Avg        |
|------------------|----------|----------|------------|-----------|-----------|-------------|----------|-----------|-------------|-----------|-----------|-------------|----------|-----------|-----------|------------|-----------|----------|-----------|-----------|----------|-----------|-----------|------------|
| NORTH DAKOTA ST. | 11/07/22 | *        | 39         | 6         | 14        | .429        | 0        | 2         | .000        | 6         | 8         | .750        | 0        | 6         | 6         | 6.0        | 1         | 0        | 0         | 5         | 1        | 2         | 18        | 18.0       |
| FORDHAM          | 11/11/22 | *        | 29         | 3         | 12        | .250        | 0        | 3         | .000        | 1         | 2         | .500        | 0        | 3         | 3         | 4.5        | 1         | 0        | 5         | 1         | 0        | 3         | 7         | 12.5       |
| SOUTH DAKOTA ST. | 11/16/22 | *        | 33         | 5         | 10        | .500        | 2        | 5         | .400        | 1         | 2         | .500        | 0        | 2         | 2         | 3.7        | 1         | 0        | 3         | 1         | 0        | 1         | 13        | 12.7       |
| vs Louisville    | 11/21/22 | *        | 31         | 1         | 4         | .250        | 0        | 3         | .000        | 0         | 0         | .000        | 0        | 0         | 0         | 2.8        | 4         | 0        | 5         | 1         | 0        | 0         | 2         | 10.0       |
| vs Creighton     | 11/22/22 | *        | 39         | 3         | 9         | .333        | 1        | 4         | .250        | 2         | 2         | 1.000       | 0        | 3         | 3         | 2.8        | 4         | 0        | 2         | 0         | 0        | 1         | 9         | 9.8        |
| vs San Diego St. | 11/23/22 | *        | 17         | 1         | 4         | .250        | 0        | 2         | .000        | 0         | 0         | .000        | 1        | 1         | 2         | 2.7        | 0         | 0        | 1         | 1         | 0        | 0         | 2         | 8.5        |
| TROY             | 11/28/22 | DNP      |            |           |           |             |          |           |             |           |           |             |          |           |           |            |           |          |           |           |          |           |           |            |
| SAN JOSE ST.     | 12/03/22 |          | 23         | 0         | 2         | .000        | 0        | 1         | .000        | 0         | 0         | .000        | 0        | 1         | 1         | 2.4        | 2         | 0        | 3         | 0         | 1        | 0         | 0         | 7.3        |
| UNC GREENSBORO   | 12/06/22 |          | 29         | 3         | 13        | .231        | 0        | 3         | .000        | 4         | 4         | 1.000       | 1        | 9         | 10        | 3.4        | 4         | 0        | 0         | 3         | 0        | 3         | 10        | 7.6        |
| <b>Totals</b>    |          | <b>6</b> | <b>240</b> | <b>22</b> | <b>68</b> | <b>.324</b> | <b>3</b> | <b>23</b> | <b>.130</b> | <b>14</b> | <b>18</b> | <b>.778</b> | <b>2</b> | <b>25</b> | <b>27</b> | <b>3.4</b> | <b>17</b> | <b>0</b> | <b>19</b> | <b>12</b> | <b>2</b> | <b>10</b> | <b>61</b> | <b>7.6</b> |

**DAVONTE DAVIS CAREER STATISTICS**

| Year          | GP        | GS        | Min         | Avg         | FG         | FGA        | Pct         | 3FG       | 3FGA       | Pct         | FT         | FTA        | Pct         | Off       | Def        | Tot        | Avg        | PF         | FO       | Ass        | TO         | Blk      | Stl       | Pts        | Avg        |
|---------------|-----------|-----------|-------------|-------------|------------|------------|-------------|-----------|------------|-------------|------------|------------|-------------|-----------|------------|------------|------------|------------|----------|------------|------------|----------|-----------|------------|------------|
| 2020-21       | 30        | 17        | 716         | 23.9        | 109        | 229        | .476        | 2         | 13         | .154        | 34         | 45         | .756        | 36        | 98         | 134        | 4.5        | 70         | 0        | 64         | 48         | 5        | 35        | 254        | 8.5        |
| 2021-22       | 37        | 14        | 1021        | 27.6        | 114        | 266        | .429        | 20        | 74         | .270        | 58         | 82         | .707        | 42        | 96         | 138        | 3.7        | 95         | 1        | 102        | 67         | 0        | 35        | 306        | 8.3        |
| 2022-23       | 8         | 6         | 240         | 30.0        | 22         | 68         | .324        | 3         | 23         | .130        | 14         | 18         | .778        | 2         | 25         | 27         | 3.4        | 17         | 0        | 19         | 12         | 2        | 10        | 61         | 7.6        |
| <b>CAREER</b> | <b>75</b> | <b>37</b> | <b>1977</b> | <b>26.4</b> | <b>245</b> | <b>563</b> | <b>.435</b> | <b>25</b> | <b>110</b> | <b>.227</b> | <b>106</b> | <b>145</b> | <b>.731</b> | <b>80</b> | <b>219</b> | <b>299</b> | <b>4.0</b> | <b>182</b> | <b>1</b> | <b>185</b> | <b>127</b> | <b>7</b> | <b>80</b> | <b>621</b> | <b>8.3</b> |

5

# JOSEPH PINION

G | Fr. | 6-5 | 190 | Morrilton, Ark. | Morrilton HS

@josephpinion2

@josephpinion1

Including 2022-23, has **FOUR** years of collegiate eligibility  
Major: TBA (Arts & Sciences)  
Born on Nov. 17, 2003 in Russellville, Ark.  
The son of Craig and Gail Pinion




• McDonald's All-American Nominee

• Two-time (2021 and 2022) Arkansas Democrat-Gazette first team All-Arkansas Preps (all divisions)

## 2022-23 HIGHLIGHTS:

- Scored his first collegiate points versus Fordham and added his first collegiate steal.
- Had five points versus San Jose State, making his first collegiate 3-pointer ... Added two rebounds



## NATIONAL RECRUITING RANKINGS

- #95 on the SI99 All-American list
- 247Composite ★★★★★ #94 nation #23 SF
- ESPN ★★★★★ #89 nation #17 SG
- Rivals ★★★★★ #131 nation #33 SF
- 247Sports ★★★ #142 nation #32 SF

- Led ARK in Pts: .....0
- Led ARK in Rebs: .....0
- Led ARK in Assists: .....0
- Double-figure Pts:.....0
- Double-figure Rebs:.....0
- 20-pt gms - 30-pt gms:.....0 - 0
- Gms with a 3PT Made:.....1
- Gms with 3+ 3PT Made: .....0
- Gms with 3+ Assists: .....1
- Gms with 3+ Steals:.....0
- Gms with 3+ Blks:.....0
- Gms with 5+ Rebs:.....0

## JOSEPH PINION 2022-23 GAME STATS

| Opponent         | Date     | GS  | Min | FG | FGA   | Pct  | 3FG | 3A    | Pct  | FT | FTA   | Pct   | O | D | Tot | Avg | PF | FO | A | TO | Blk | Stl | Pts | Avg |
|------------------|----------|-----|-----|----|-------|------|-----|-------|------|----|-------|-------|---|---|-----|-----|----|----|---|----|-----|-----|-----|-----|
| NORTH DAKOTA ST. | 11/07/22 | 3   | 0   | 0  | .000  | 0    | 0   | .000  | 0    | 0  | .000  | 0     | 0 | 0 | 0.0 | 1   | 0  | 0  | 0 | 0  | 0   | 0   | 0   | 0.0 |
| FORDHAM          | 11/11/22 | 4   | 1   | 1  | 1.000 | 0    | 0   | .000  | 0    | 0  | .000  | 0     | 0 | 0 | 0.0 | 1   | 0  | 0  | 0 | 0  | 1   | 2   | 1.0 |     |
| SOUTH DAKOTA ST. | 11/16/22 | 5   | 0   | 4  | .000  | 0    | 3   | .000  | 2    | 2  | 1.000 | 0     | 0 | 0 | 0.0 | 1   | 0  | 0  | 0 | 0  | 0   | 2   | 1.3 |     |
| vs Louisville    | 11/21/22 | 4   | 0   | 1  | .000  | 0    | 0   | .000  | 2    | 2  | 1.000 | 0     | 2 | 2 | 0.5 | 2   | 0  | 0  | 0 | 0  | 0   | 2   | 1.5 |     |
| vs Creighton     | 11/22/22 | 0   | 0   | 0  | .000  | 0    | 0   | .000  | 0    | 0  | .000  | 0     | 0 | 0 | 0.4 | 0   | 0  | 0  | 0 | 0  | 0   | 0   | 1.2 |     |
| vs San Diego St. | 11/23/22 | DNP |     |    |       |      |     |       |      |    |       |       |   |   |     |     |    |    |   |    |     |     |     |     |
| TROY             | 11/28/22 | 2   | 0   | 0  | .000  | 0    | 0   | .000  | 0    | 0  | .000  | 0     | 1 | 1 | 0.5 | 0   | 0  | 0  | 0 | 0  | 0   | 0   | 1.0 |     |
| SAN JOSE ST.     | 12/03/22 | 5   | 2   | 3  | .667  | 1    | 1   | 1.000 | 0    | 0  | .000  | 1     | 1 | 2 | 0.7 | 1   | 0  | 0  | 0 | 0  | 0   | 5   | 1.6 |     |
| UNC GREENSBORO   | 12/06/22 | DNP |     |    |       |      |     |       |      |    |       |       |   |   |     |     |    |    |   |    |     |     |     |     |
| Totals           |          | 0   | 23  | 3  | 9     | .333 | 1   | 4     | .250 | 4  | 4     | 1.000 | 1 | 4 | 5   | 0.7 | 6  | 0  | 0 | 0  | 0   | 1   | 11  | 1.6 |

## PINION'S PERSONAL BESTS

### POINTS

Season: 5 vs San Jose State (12/03/22)

### SEC:

### FG MADE

Season: 2 vs San Jose State (12/03/22)

### SEC:

### FG ATTEMPTED

Season: 4 vs South Dakota State (11/16/22)

### SEC:

### 3-POINT FG MADE

Season: 1 vs San Jose State (12/03/22)

### SEC:

### 3-PT FG ATTEMPTS

Season: 3 vs South Dakota State (11/16/22)

### SEC:

### FT MADE

Season: 2 (2x) LAST vs Louisville (11/21/22)

### SEC:

### FT ATTEMPTED

Season: 2 (2x) LAST vs Louisville (11/21/22)

### SEC:

### REBOUNDS

Season: 2 vs San Jose State (12/03/22)

### SEC:

### ASSISTS

Season: --

### SEC:

### STEALS

Season: 1 vs Fordham (11/11/22)

### SEC:

### BLOCKED SHOTS

Season: --

### SEC:

### MINUTES

Season: 5:16 vs San Jose State (12/03/22)

### SEC:

## JOSEPH PINION CAREER STATISTICS

| Year    | GP | GS | Min | Avg | FG | FGA | Pct  | 3FG | 3FGA | Pct  | FT | FTA | Pct   | Off | Def | Tot | Avg | PF | FO | Ast | TO | Blk | Stl | Pts | Avg |
|---------|----|----|-----|-----|----|-----|------|-----|------|------|----|-----|-------|-----|-----|-----|-----|----|----|-----|----|-----|-----|-----|-----|
| 2022-23 | 7  | 0  | 23  | 3.3 | 3  | 9   | .333 | 1   | 4    | .250 | 4  | 4   | 1.000 | 1   | 4   | 5   | 0.7 | 6  | 0  | 0   | 0  | 0   | 1   | 11  | 1.6 |

# 11

## JALEN GRAHAM

F | Sr. | 6-9 | 225 | Phoenix, Ariz. | Mountain Pointe HS / Arizona State

[@jalengrahamm5](#)

[@jalengrahamm](#)

Including 2022-23, has **TWO** years of collegiate eligibility

Major: Sociology

Born on Born on April 4, 2001 in Le Grand, Calif.

The son Susie Graham



### DOUBLE-DOUBLES (4)

**SOPHOMORE (at ASU) (3)**

01/25/21 • at Arizona State 14 pts 11 reb

02/14/21 • at Oregon State 14 pts 11 reb

02/27/21 • WASHINGTON STATE 11 pts 12 reb


**JUNIOR (at ASU) (1)**

02/05/22 • UCLA 16 pts 10 reb

Joined the Razorback program after playing three seasons at Arizona State. Graham has two years of eligibility remaining ... Played in 73 career games at Arizona State, including 43 starts, and tallied 546 career points (7.0 avg.) with 315 career rebounds (4.4 avg.). He additionally recorded 90 blocked shots (1.2 per game).

#### 2022-23 HIGHLIGHTS:

- Did not play in the opener and did not check into the Fordham game until the 11:29 mark of the second half ... Finished with 10 points (5-of-7 FG) with four rebounds and an assist in 11:21 minutes played.
- Only played eight minutes versus South Dakota State but pulled down six rebounds - five defensive.
- After playing just 27 minutes (and three DNP) with 20 points through the first seven games, made a huge impact playing 11:39 minutes - all in the second half in the win over San Jose State ... Checked in at the 13:31 mark and the Hogs were up 14 ... **Scored 11 points (4-of-5 FG and 3-of-3 FT) in his 11:39 minutes played and the Hogs led by 37 when he checked out (1:52 left)** ... Added six rebounds - tying a season high



- Led his team in Pts (ARK): ..... 3 (0)
- Led his team in Rebs (ARK): ..... 15 (1)
- Led his team in Assists (ARK): ..... 3 (0)
- Double-figure Pts (ARK): ..... 27 (2)
- Double-figure Rebs (ARK): ..... 4 (0)
- 20-pt gms - 30-pt gms (ARK): ..... 0 - 0 (0)
- Gms with a 3PT Made (ARK): ..... 1 (0)
- Gms with 3+ Assists (ARK): ..... 10 (0)
- Gms with 3+ Blks (ARK): ..... 7 (0)
- Gms with 5+ Rebs (ARK): ..... 29 (2)

#### PERSONAL BESTS

##### POINTS

Season: 11 vs San Jose State (12/03/22)

Career: 19 vs Southern Cal (02/03/22)

SEC:

##### FG MADE

Season: 5 vs Fordham (11/11/22)

Career: 9 vs Southern Cal (02/03/22)

SEC:

##### FG ATTEMPTED

Season: 7 vs Fordham (11/11/22)

Career: 14 (2x) LAST vs Southern Cal (02/03/22)

SEC:

##### 3-POINT FG MADE

Season: --

Career: 1 vs Oregon (02/17/22)

SEC:

##### 3-PT FG ATTEMPTS

Season: --

Career: 2 (2x) last vs Oregon (02/17/22)

SEC:

##### FT MADE

Season: 3 vs San Jose State (12/03/22)

Career: 6 (2x) last vs Stanford (03/05/22)

SEC:

##### FT ATTEMPTED

Season: 3 vs San Jose State (12/03/22)

Career: 8 (2x) last vs Stanford (03/05/22)

SEC:

##### REBOUNDS

Season: 6 (2x) LAST vs San Jose State (12/03/22)

Career: 12 vs Washington State (02/27/21)

SEC:

##### ASSISTS

Season: 1 vs Fordham (11/11/22)

Career: 6 vs UCLA (02/05/22)

SEC:

##### STEALS

Season: --

Career: 3 (3x) last at Southern Cal (01/24/22)

SEC:

##### BLOCKED SHOTS

Season: --

Career: 5 vs Colorado (11/08/19)

SEC:

##### MINUTES

Season: 11:39 vs San Jose State (12/03/22)

Career: 39:36 vs UCLA (02/05/22)

SEC:

#### JALEN GRAHAM 2022-23 GAME STATS

| Opponent         | Date     | GS  | Min | FG | FGA  | Pct  | 3FG | 3A   | Pct  | FT | FTA   | Pct  | O | D  | Tot | Avg | PF | FO | A | TO | Blk | Stl | Pts  | Avg |
|------------------|----------|-----|-----|----|------|------|-----|------|------|----|-------|------|---|----|-----|-----|----|----|---|----|-----|-----|------|-----|
| NORTH DAKOTA ST. | 11/07/22 | DNP |     |    |      |      |     |      |      |    |       |      |   |    |     |     |    |    |   |    |     |     |      |     |
| FORDHAM          | 11/11/22 | 11  | 5   | 7  | .714 | 0    | 0   | .000 | 0    | 0  | .000  | 3    | 1 | 4  | 4.0 | 3   | 0  | 1  | 1 | 0  | 0   | 10  | 10.0 |     |
| SOUTH DAKOTA ST. | 11/16/22 | 8   | 1   | 4  | .250 | 0    | 1   | .000 | 0    | 2  | .000  | 1    | 5 | 6  | 5.0 | 1   | 0  | 0  | 2 | 0  | 0   | 2   | 6.0  |     |
| vs Louisville    | 11/21/22 | 6   | 4   | 5  | .800 | 0    | 0   | .000 | 0    | 0  | .000  | 1    | 0 | 1  | 3.7 | 1   | 0  | 0  | 1 | 0  | 0   | 8   | 6.7  |     |
| vs Creighton     | 11/22/22 | DNP |     |    |      |      |     |      |      |    |       |      |   |    |     |     |    |    |   |    |     |     |      |     |
| vs San Diego St. | 11/23/22 | 2   | 0   | 0  | .000 | 0    | 0   | .000 | 0    | 0  | .000  | 0    | 0 | 0  | 2.8 | 0   | 0  | 0  | 0 | 0  | 0   | 0   | 5.0  |     |
| TROY             | 11/28/22 | DNP |     |    |      |      |     |      |      |    |       |      |   |    |     |     |    |    |   |    |     |     |      |     |
| SAN JOSE ST.     | 12/03/22 | 12  | 4   | 5  | .800 | 0    | 0   | .000 | 3    | 3  | 1.000 | 1    | 5 | 6  | 3.4 | 0   | 0  | 1  | 2 | 0  | 1   | 11  | 6.2  |     |
| UNC GREENSBORO   | 12/06/22 | 3   | 0   | 1  | .000 | 0    | 0   | .000 | 0    | 0  | .000  | 1    | 0 | 1  | 3.0 | 0   | 0  | 0  | 1 | 0  | 0   | 0   | 5.2  |     |
| Totals           |          | 0   | 42  | 14 | 22   | .636 | 0   | 1    | .000 | 3  | 5     | .600 | 7 | 11 | 18  | 3.0 | 5  | 0  | 2 | 7  | 0   | 1   | 31   | 5.2 |

#### JALEN GRAHAM CAREER STATISTICS

| Year          | GP        | GS        | Min         | Avg         | FG         | FGA        | Pct         | 3FG      | 3FGA       | Pct         | FT        | FTA        | Pct         | Off        | Def        | Tot        | Avg        | PF         | FO       | Ast       | TO         | Blk       | Stl       | Pts        | Avg        |
|---------------|-----------|-----------|-------------|-------------|------------|------------|-------------|----------|------------|-------------|-----------|------------|-------------|------------|------------|------------|------------|------------|----------|-----------|------------|-----------|-----------|------------|------------|
| 2019-20 (ASU) | 28        | 2         | 304         | 10.9        | 42         | 61         | .689        | 0        | 0          | .000        | 5         | 14         | .357        | 34         | 43         | 77         | 2.8        | 49         | 0        | 11        | 21         | 29        | 6         | 89         | 3.2        |
| 2020-21 (ASU) | 21        | 19        | 512         | 24.4        | 72         | 131        | .550        | 0        | 1          | .000        | 26        | 45         | .578        | 37         | 69         | 106        | 5.0        | 68         | 4        | 9         | 27         | 34        | 9         | 170        | 8.1        |
| 2021-22 (ASU) | 29        | 22        | 682         | 23.5        | 124        | 255        | .486        | 1        | 18         | .056        | 38        | 72         | .528        | 35         | 97         | 132        | 4.6        | 85         | 2        | 50        | 52         | 27        | 23        | 287        | 9.9        |
| 2022-23 (ARK) | 6         | 0         | 42          | 7.0         | 14         | 22         | .636        | 0        | 1          | .000        | 3         | 5          | .600        | 7          | 11         | 18         | 3.0        | 5          | 0        | 2         | 7          | 0         | 1         | 31         | 5.2        |
| <b>CAREER</b> | <b>84</b> | <b>43</b> | <b>1540</b> | <b>18.3</b> | <b>207</b> | <b>469</b> | <b>.441</b> | <b>1</b> | <b>120</b> | <b>.008</b> | <b>72</b> | <b>136</b> | <b>.529</b> | <b>113</b> | <b>220</b> | <b>333</b> | <b>4.0</b> | <b>207</b> | <b>6</b> | <b>72</b> | <b>107</b> | <b>90</b> | <b>39</b> | <b>487</b> | <b>5.8</b> |

12

# BARRY DUNNING JR.

G | Fr. | 6-6 | 195 | Mobile, Ala. | McGill-Toolen Catholic HS

@BarryDunning6

@bohandbz

Including 2022-23, has **FOUR** years of collegiate eligibility  
Major: TBA (Education)

Born on Oct. 26, 2003 in Mobile, Ala.  
The son of Barry Sr. and Heather Dunning



- McDonald's All-American Nominee
- Two-time Gatorade Alabama Player of the Year (2021 & '22)
- 2022 MaxPreps Alabama Player of the Year
- Rated #1 player in the state of Alabama by ESPN, 247Composite, 247Sports
- 2022 Alabama Mr. Basketball and 1st team All-State by the Alabama Sports Writers Association

## WINNER OF THE 2023 MAUI JIM MAUI INVITATIONAL HULA CONTEST

### 2022-23 HIGHLIGHTS:

- Saw his most important playing time (7:52) in the San Diego State come-from-behind .... Didn't do much on the stat sheet but Arkansas was +2 in his minutes.
- Drew his first collegiate start versus Troy.



### NATIONAL RECRUITING RANKINGS

- #73 on the SI99 All-American list
- ESPN ★★★★★ #74 nation #21 SF
- 247Composite ★★★★★ #91 nation #22 SF
- 247Sports ★★★ #126 nation #28 SF
- Rivals ★★★ #134 nation #36 SF

### DUNNING'S PERSONAL BESTS

#### POINTS

Season: --

SEC:

#### FG MADE

Season: --

SEC:

#### FG ATTEMPTED

Season: 1 (2x) vs South Dakota State (11/16/22)

SEC:

#### 3-POINT FG MADE

Season: --

SEC:

#### 3-PT FG ATTEMPTS

Season: 1 vs South Dakota State (11/16/22)

SEC:

#### FT MADE

Season: --

SEC:

#### FT ATTEMPTED

Season: --

SEC:

#### REBOUNDS

Season: --

SEC:

#### ASSISTS

Season: 1 vs San Jose State (12/03/22)

SEC:

#### STEALS

Season: 1 (2x) LAST vs San Diego State (11/23/22)

SEC:

#### BLOCKED SHOTS

Season: --

SEC:

#### MINUTES

Season: 8:31 vs North Dakota State (11/07/22)

SEC:

### BARRY DUNNING JR. 2022-23 GAME STATS

| Opponent         | Date     | GS  | Min | FG | FGA  | Pct  | 3FG | 3A   | Pct  | FT | FTA  | Pct  | O | D | Tot | Avg | PF | FO | A | TO | Blk | Stl | Pts | Avg |
|------------------|----------|-----|-----|----|------|------|-----|------|------|----|------|------|---|---|-----|-----|----|----|---|----|-----|-----|-----|-----|
| NORTH DAKOTA ST. | 11/07/22 | 9   | 0   | 1  | .000 | 0    | 0   | .000 | 0    | 0  | .000 | 0    | 0 | 0 | 0.0 | 0   | 0  | 0  | 0 | 0  | 1   | 0   | 0.0 |     |
| FORDHAM          | 11/11/22 | 3   | 0   | 0  | .000 | 0    | 0   | .000 | 0    | 0  | .000 | 0    | 0 | 0 | 0.0 | 1   | 0  | 0  | 0 | 0  | 0   | 0   | 0.0 |     |
| SOUTH DAKOTA ST. | 11/16/22 | 6   | 0   | 1  | .000 | 0    | 1   | .000 | 0    | 0  | .000 | 0    | 0 | 0 | 0.0 | 1   | 0  | 0  | 0 | 0  | 0   | 0   | 0.0 |     |
| vs Louisville    | 11/21/22 | 3   | 0   | 0  | .000 | 0    | 0   | .000 | 0    | 0  | .000 | 0    | 0 | 0 | 0.0 | 0   | 0  | 0  | 0 | 0  | 0   | 0   | 0.0 |     |
| vs Creighton     | 11/22/22 | DNP |     |    |      |      |     |      |      |    |      |      |   |   |     |     |    |    |   |    |     |     |     |     |
| vs San Diego St. | 11/23/22 | 8   | 0   | 0  | .000 | 0    | 0   | .000 | 0    | 0  | .000 | 0    | 0 | 0 | 0.0 | 1   | 0  | 0  | 1 | 0  | 1   | 0   | 0.0 |     |
| TROY             | 11/28/22 | *   | 1   | 0  | 0    | .000 | 0   | 0    | .000 | 0  | 0    | .000 | 0 | 0 | 0   | 0.0 | 0  | 0  | 1 | 0  | 0   | 0   | 0.0 |     |
| SAN JOSE ST.     | 12/03/22 | 4   | 0   | 0  | .000 | 0    | 0   | .000 | 0    | 0  | .000 | 0    | 1 | 1 | 0.1 | 1   | 0  | 1  | 0 | 0  | 0   | 0   | 0.0 |     |
| UNC GREENSBORO   | 12/06/22 | DNP |     |    |      |      |     |      |      |    |      |      |   |   |     |     |    |    |   |    |     |     |     |     |
| Totals           |          | 1   | 34  | 0  | 2    | .000 | 0   | 1    | .000 | 0  | 0    | .000 | 0 | 1 | 1   | 0.1 | 4  | 0  | 1 | 2  | 0   | 2   | 0   | 0.0 |

### BARRY DUNNING JR. CAREER STATISTICS

| Year    | GP | GS | Min | Avg | FG | FGA | Pct  | 3FG | 3FGA | Pct  | FT | FTA | Pct  | Off | Def | Tot | Avg | PF | FO | Ast | TO | Blk | Stl | Pts | Avg |
|---------|----|----|-----|-----|----|-----|------|-----|------|------|----|-----|------|-----|-----|-----|-----|----|----|-----|----|-----|-----|-----|-----|
| 2022-23 | 7  | 1  | 34  | 4.9 | 0  | 2   | .000 | 0   | 1    | .000 | 0  | 0   | .000 | 0   | 1   | 1   | 0.1 | 4  | 0  | 1   | 2  | 0   | 2   | 0   | 0.0 |

13

**JORDAN WALSH**

G/F | Fr. | 6-7 | 205 | Desoto, Texas | Link (Mo.) Academy

@jordanwalshlife

@jordanwalshlife

Including 2022-23, has **FOUR** years of collegiate eligibility  
 Major: TBA (Arts & Sciences)  
 Born on Mar. 3, 2004 in Dallas, Texas.  
 The son of John and Sandra Walsh




- On the 2022-23 Julius Erving Award Watch List, which goes to the nation's top small forward

- Consensus top 25 player overall, top-7 small forward and 5-Star
- Played in the McDonald's All-American and Jordan Brand Classic games
- All-American: MaxPreps (3rd team) - Sports Illustrated (3rd team) - Jersey Mike's Naismith (HM)

THE BASKETBALL HALL OF FAME

**JULIUS ERVING**  
 AWARD
**2022-23 HIGHLIGHTS**

- Only played 18:20 due to foul trouble (and fouling out) in his collegiate debut (North Dakota State) ... However, tied for hte team lead with three assists ... Was 1-of-1 FG and 2-of-2 FT.
- Was poised for a break-out game vs South Dakota State, but left the game early in the second half with an ankle injury.

**NATIONAL RECRUITING RANKINGS**

- #25 on the SI99 All-American list
- ESPN ★★★★★ #11 nation #4 SF
- 247Composite ★★★★★ #18 nation #7 SF
- 247Sports ★★★★★ #19 nation #7 SF
- Rivals ★★★★★ #24 nation #7 SF

- Led ARK in Pts: ..... 0
- Led ARK in Rebs: ..... 0
- Led ARK in Assists: ..... 1
- Led ARK in Blocked Shots: ..... 0
- Double-figure Pts: ..... 2
- Double-figure Rebs: ..... 0
- 20-pt gms - 30-pt gms: ..... 0 - 0
- Gms with a 3PT Made: ..... 3
- Gms with 3+ Assists: ..... 1
- Gms with 3+ Steals: ..... 1
- Gms with 3+ Blks: ..... 0
- Gms with 5+ Rebs: ..... 1

**JORDAN WALSH 2022-23 GAME STATS**

| Opponent         | Date     | GS | Min | FG  | FGA | Pct   | 3FG  | 3A | Pct  | FT   | FTA | Pct   | O    | D | Tot | Avg | PF  | FO | A | TO | Blk | Stl | Pts | Avg |     |
|------------------|----------|----|-----|-----|-----|-------|------|----|------|------|-----|-------|------|---|-----|-----|-----|----|---|----|-----|-----|-----|-----|-----|
| NORTH DAKOTA ST. | 11/07/22 |    | 18  | 1   | 1   | 1.000 | 0    | 0  | .000 | 2    | 2   | 1.000 | 0    | 2 | 2   | 2.0 | 5   | 1  | 3 | 0  | 0   | 0   | 4   | 4.0 |     |
| FORDHAM          | 11/11/22 | *  | 21  | 5   | 7   | .714  | 0    | 2  | .000 | 2    | 3   | .667  | 1    | 3 | 4   | 3.0 | 3   | 0  | 1 | 1  | 0   | 0   | 12  | 8.0 |     |
| SOUTH DAKOTA ST. | 11/16/22 | *  | 16  | 4   | 7   | .571  | 2    | 4  | .500 | 0    | 1   | .000  | 0    | 1 | 1   | 2.3 | 0   | 0  | 1 | 1  | 1   | 3   | 10  | 8.7 |     |
| vs Louisville    | 11/21/22 | *  | 28  | 2   | 6   | .333  | 2    | 5  | .400 | 1    | 2   | .500  | 0    | 2 | 2   | 2.3 | 3   | 0  | 2 | 2  | 0   | 1   | 7   | 8.3 |     |
| vs Creighton     | 11/22/22 | *  | 36  | 1   | 5   | .200  | 1    | 2  | .500 | 2    | 2   | 1.000 | 0    | 3 | 3   | 2.4 | 3   | 0  | 2 | 2  | 0   | 1   | 5   | 7.6 |     |
| vs San Diego St. | 11/23/22 | *  | 34  | 3   | 7   | .429  | 0    | 2  | .000 | 1    | 2   | .500  | 3    | 2 | 5   | 2.8 | 4   | 0  | 2 | 1  | 1   | 0   | 7   | 7.5 |     |
| TROY             | 11/28/22 | *  | 20  | 1   | 6   | .167  | 0    | 0  | .000 | 4    | 5   | .800  | 0    | 4 | 4   | 3.0 | 3   | 0  | 0 | 2  | 1   | 2   | 6   | 7.3 |     |
| SAN JOSE ST.     | 12/03/22 | *  | 17  | 3   | 5   | .600  | 0    | 0  | .000 | 0    | 0   | .000  | 1    | 2 | 3   | 3.0 | 0   | 0  | 0 | 0  | 1   | 1   | 6   | 7.1 |     |
| UNC GREENSBORO   | 12/06/22 | *  | 8   | 0   | 2   | .000  | 0    | 2  | .000 | 0    | 0   | .000  | 0    | 0 | 0   | 2.7 | 1   | 0  | 1 | 1  | 0   | 0   | 0   | 6.3 |     |
| Totals           |          |    | 8   | 198 | 20  | 46    | .435 | 5  | 17   | .294 | 12  | 17    | .706 | 5 | 19  | 24  | 2.7 | 22 | 1 | 12 | 10  | 4   | 8   | 57  | 6.3 |

**WALSH'S PERSONAL BESTS****POINTS**

Season: 12 vs Fordham (11/11/22)

**SEC:****FG MADE**

Season: 5 vs Fordham (11/11/22)

**SEC:****FG ATTEMPTED**

Season: 7 (2x) LAST: vs South Dakota St (11/16/22)

**SEC:****3-POINT FG MADE**

Season: 2 (2x) LAST: vs Louisville (11/21/22)

**SEC:****3-PT FG ATTEMPTS**

Season: 5 vs Louisville (11/21/22)

**SEC:****FT MADE**

Season: 2 (2x) LAST: vs Fordham (11/11/22)

**SEC:****FT ATTEMPTED**

Season: 3 vs Fordham (11/11/22)

**SEC:****REBOUNDS**

Season: 5 vs San Diego State (11/23/22)

**SEC:****ASSISTS**

Season: 3 vs North Dakota State (11/07/22)

**SEC:****STEALS**

Season: 3 vs South Dakota State (11/16/22)

**SEC:****BLOCKED SHOTS**

Season: 1 (2x) LAST: vs San Jose State (12/03/22)

**SEC:****MINUTES**

Season: 36:04 vs Creighton (11/22/22)

**SEC:****JORDAN WALSH CAREER STATISTICS**

| Year    | GP | GS | Min | Avg  | FG | FGA | Pct  | 3FG | 3FGA | Pct  | FT | FTA | Pct  | Off | Def | Tot | Avg | PF | FO | Ast | TO | Blk | Stl | Pts | Avg |
|---------|----|----|-----|------|----|-----|------|-----|------|------|----|-----|------|-----|-----|-----|-----|----|----|-----|----|-----|-----|-----|-----|
| 2022-23 | 9  | 8  | 198 | 22.0 | 20 | 46  | .435 | 5   | 17   | .294 | 12 | 17  | .706 | 5   | 19  | 24  | 2.7 | 22 | 1  | 12  | 10 | 4   | 8   | 57  | 6.3 |

15

**MAKHI MITCHELL**

F/C | Sr. | 6-9 | 230 | Washington, D.C. | Woodrow Wilson HS / Rhode Island

@MoTheKid03

@thats\_khi

Including 2022-23, has TWO years of collegiate eligibility

Major: Food, Nutrition &amp; Health

Born on Jan. 31, 2000 in Washington, D.C.

The son of Maria Mitchell

**DOUBLE-DOUBLES (9)**
**SOPHOMORE (at URI) (1)**  
 12/02/20 • SETON HALL 11 pts 11 reb

**JUNIOR (at URI) (7)**  
 11/12/21 • BRYANT 11 pts 18 reb  
 11/27/21 • GEORGIA STATE 10 pts 12 reb  
 12/13/21 • at Milwaukee 16 pts 10 reb  
 01/28/22 • at Dayton 12 pts 11 reb  
 02/05/22 • UMASS 13 pts 13 reb  
 02/12/22 • DAVIDSON 16 pts 11 reb  
 02/19/22 • at George Washington 13 pts 10 reb


**SENIOR (at ARK) (1)**  
 12/06/22 • UNC GREENSBORO 13 pts 14 reb

Makhi (Ma-Kai) Mitchell joined the Razorback squad with his twin Makhel for 2022-23 after playing two seasons at Rhode Island and one at Maryland ... Has two seasons of eligibility remaining ... Is the older of the twins by two minutes.

• After his double-double vs UNCG, moved to 20th in the SEC in rebounding (5.4)

**2022-23 HIGHLIGHTS:**

- Made 4-of-5 FG and **tied his career high with three steals** in the season opener vs North Dakota State.
- Tied his brother for the team lead with a season-high six rebounds versus Louisville.
- Was bright spot for Arkansas in the first half versus Troy with 10 points and nine rebounds as the Hogs trailed 33-31 ... Finished with a **season-high 14 points** (6-of-8 FG) with nine rebounds (all in the first half) and three blocked shots.
- Had his **first double-double as a Razorback** versus UNC Greensboro with 13 points (4-of-5 FG; 5-of-7 FT) and 14 rebounds (all defensive) ... Added a season-high four blocked shots with two steals.



- Led his team in Pts (ARK): ..... 4 (0)
- Led his team in Rebs (ARK): ..... 20 (3)
- Led his team in Assists (ARK): ..... 4 (0)
- Led his team in Blk Shots (ARK): ..... 17 (3)
- Double-figure Pts (ARK): ..... 21 (2)
- Double-figure Rebs (ARK): ..... 12 (1)
- 20-pt gms - 30-pt gms (ARK): ..... 0 - 0
- Gms with a 3PT Made (ARK): ..... 7 (0)
- Gms with 3+ Assists (ARK): ..... 6 (0)
- Gms with 3+ Blks (ARK): ..... 8 (2)
- Gms with 3+ Steals (ARK): ..... 4 (2)
- Gms with 5+ Rebs (ARK): ..... 30 (3)

**MAKHI'S PERSONAL BESTS****POINTS**

Season: 14 vs Troy (11/28/22)

Career: 19 vs American Int'l (01/02/22)

SEC:

**FG MADE**

Season: 6 vs Troy (11/28/22)

Career: 7 (2x) last Am International (01/02/22)

SEC:

**FG ATTEMPTED**

Season: 8 vs Troy (11/28/22)

Career: 12 at VCU (02/08/22)

SEC:

**3-POINT FG MADE**

Season: --

Career: 1 (7x) last vs Duquesne (03/09/22)

SEC:

**3-PT FG ATTEMPTS**

Season: --

Career: 3 at Saint Joseph's (03/05/22)

SEC:

**FT MADE**

Season: 5 vs UNC Greensboro (12/06/22)

Career: 8 vs George Mason (11/22/19)

SEC:

**FT ATTEMPTED**

Season: 7 vs UNC Greensboro (12/06/22)

Career: 12 (2x) last vs G. Washington (01/22/22)

SEC:

**REBOUNDS**

Season: 14 vs UNC Greensboro (12/06/22)

Career: 18 vs Bryant (11/21/21)

SEC:

**ASSISTS**

Season: 2 vs South Dakota State (11/16/22)

Career: 8 at UMass (01/15/22)

SEC:

**STEALS**

Season: 3 (2x) LAST - vs Fordham (11/11/22)

Career: 3 (4x) LAST - vs Fordham (11/11/22)

SEC:

**BLOCKED SHOTS**

Season: 4 vs UNC Greensboro (12/06/22)

Career: 6 vs Saint Louis (03/03/22)

SEC:

**MINUTES**

Season: 31:32 vs UNC Greensboro (12/06/22)

Career: 30:39 at Geo Washington (02/19/22)

SEC:

**MAKHI MITCHELL 2022-23 GAME STATS**

| Opponent         | Date     | GS | Min      | FG         | FGA       | Pct       | 3FG         | 3A       | Pct      | FT          | FTA       | Pct       | O           | D         | Tot       | Avg       | PF         | FO        | A        | TO       | Blk      | Stl       | Pts       | Avg        |
|------------------|----------|----|----------|------------|-----------|-----------|-------------|----------|----------|-------------|-----------|-----------|-------------|-----------|-----------|-----------|------------|-----------|----------|----------|----------|-----------|-----------|------------|
| NORTH DAKOTA ST. | 11/07/22 | *  | 20       | 4          | 5         | .800      | 0           | 0        | .000     | 0           | 0         | .000      | 1           | 3         | 4         | 4.0       | 4          | 0         | 1        | 0        | 0        | 3         | 8         | 8.0        |
| FORDHAM          | 11/11/22 | *  | 26       | 4          | 7         | .571      | 0           | 0        | .000     | 0           | 0         | .000      | 2           | 2         | 4         | 4.0       | 3          | 0         | 2        | 0        | 2        | 3         | 8         | 8.0        |
| SOUTH DAKOTA ST. | 11/16/22 | *  | 15       | 2          | 5         | .400      | 0           | 0        | .000     | 1           | 3         | .333      | 1           | 3         | 4         | 4.0       | 3          | 0         | 3        | 2        | 0        | 1         | 5         | 7.0        |
| vs Louisville    | 11/21/22 | *  | 18       | 2          | 3         | .667      | 0           | 0        | .000     | 1           | 2         | .500      | 3           | 3         | 6         | 4.5       | 3          | 0         | 1        | 2        | 1        | 0         | 5         | 6.5        |
| vs Creighton     | 11/22/22 | *  | 8        | 1          | 2         | .500      | 0           | 0        | .000     | 0           | 0         | .000      | 1           | 0         | 1         | 3.8       | 3          | 0         | 0        | 2        | 0        | 1         | 2         | 5.6        |
| vs San Diego St. | 11/23/22 | *  | 11       | 0          | 0         | .000      | 0           | 0        | .000     | 2           | 2         | 1.000     | 0           | 3         | 3         | 3.7       | 1          | 0         | 0        | 0        | 0        | 1         | 2         | 5.0        |
| TROY             | 11/28/22 | *  | 28       | 6          | 8         | .750      | 0           | 0        | .000     | 2           | 2         | 1.000     | 4           | 5         | 9         | 4.4       | 2          | 0         | 0        | 2        | 3        | 0         | 14        | 6.3        |
| SAN JOSE ST.     | 12/03/22 | *  | 12       | 4          | 6         | .667      | 0           | 0        | .000     | 0           | 1         | .000      | 2           | 2         | 4         | 4.4       | 1          | 0         | 0        | 1        | 1        | 1         | 8         | 6.5        |
| UNC GREENSBORO   | 12/06/22 | *  | 32       | 4          | 5         | .800      | 0           | 0        | .000     | 5           | 7         | .714      | 0           | 14        | 14        | 5.4       | 2          | 0         | 1        | 0        | 4        | 2         | 13        | 7.2        |
| <b>Totals</b>    |          |    | <b>9</b> | <b>170</b> | <b>27</b> | <b>41</b> | <b>.659</b> | <b>0</b> | <b>0</b> | <b>.000</b> | <b>11</b> | <b>17</b> | <b>.647</b> | <b>14</b> | <b>35</b> | <b>49</b> | <b>5.4</b> | <b>22</b> | <b>0</b> | <b>8</b> | <b>9</b> | <b>11</b> | <b>65</b> | <b>7.2</b> |

**MAKHI MITCHELL CAREER STATISTICS**

| Year          | GP        | GS        | Min         | Avg         | FG         | FGA        | Pct         | 3FG      | 3FGA      | Pct         | FT        | FTA        | Pct         | Off       | Def        | Tot        | Avg        | PF         | FO       | Ass       | TO         | Blk       | Stl       | Pts        | Avg        |
|---------------|-----------|-----------|-------------|-------------|------------|------------|-------------|----------|-----------|-------------|-----------|------------|-------------|-----------|------------|------------|------------|------------|----------|-----------|------------|-----------|-----------|------------|------------|
| 2019-20 (MD)  | 12        | 6         | 111         | 9.2         | 12         | 34         | .353        | 0        | 0         | .000        | 12        | 22         | .545        | 10        | 29         | 39         | 3.3        | 19         | 0        | 2         | 8          | 8         | 2         | 36         | 3.0        |
| 2020-21 (URI) | 7         | 2         | 112         | 16.1        | 12         | 26         | .462        | 0        | 0         | .000        | 17        | 28         | .607        | 6         | 28         | 34         | 4.9        | 22         | 1        | 2         | 10         | 4         | 4         | 41         | 5.9        |
| 2021-22 (URI) | 31        | 27        | 749         | 24.1        | 121        | 232        | .522        | 7        | 23        | .304        | 59        | 113        | .522        | 50        | 175        | 225        | 7.3        | 91         | 2        | 48        | 87         | 43        | 30        | 308        | 9.9        |
| 2022-23 (ARK) | 9         | 9         | 170         | 18.9        | 27         | 41         | .659        | 0        | 0         | .000        | 11        | 17         | .647        | 14        | 35         | 49         | 5.4        | 22         | 0        | 8         | 9          | 11        | 12        | 65         | 7.2        |
| <b>CAREER</b> | <b>59</b> | <b>44</b> | <b>1142</b> | <b>19.4</b> | <b>172</b> | <b>333</b> | <b>.517</b> | <b>7</b> | <b>23</b> | <b>.304</b> | <b>99</b> | <b>180</b> | <b>.550</b> | <b>80</b> | <b>267</b> | <b>347</b> | <b>5.9</b> | <b>154</b> | <b>3</b> | <b>60</b> | <b>114</b> | <b>66</b> | <b>48</b> | <b>450</b> | <b>7.6</b> |

20

## KAMANI JOHNSON

F | Sr. | 6-7 | 230 | Brooklyn, N.Y. | Holy Spirit (Ga.) Prep School / Little Rock

@KamaniJohnson20

@kamani\_johnson

Including 2022-23, has **ONE** year of collegiate eligibility  
Major: Communications  
Born on Mar. 10, 2000 in Brooklyn, N.Y.  
The son of Makini Campbell



## DOUBLE-DOUBLES (4)

SOPHOMORE @ LITTLE ROCK (2)

11/27/19 • ALCORN STATE 17 pts 12 reb  
01/02/20 • TEXAS STATE 15 pts 10 reb  
01/04/20 • UT ARLINGTON 30 pts 13 reb  
02/22/20 • at Arkansas St. 32 pts 16 reb  
^ - Back-to-Back games

Played his first two seasons at Little Rock ... Sat out 2020-21 at Arkansas as a transfer ... Played 26 games with one start for the Razorbacks in 2021-22 ... Was **third team All-Sun Belt** in 2020 ... Among the Sun Belt and NCAA leaders in rebounding and free throws attempted.

## 2022-23 HIGHLIGHTS:

- After playing just 22 minutes with zero points through the first five games, made a huge impact **playing the final 19:07 in the come-from-behind win versus San Diego State** ... Checked in at the 14:25 mark and the Hogs were down 11 (45-34) ... **Tied the game with a tip-in at the buzzer to force overtime** ... Finished the game with seven points, seven rebounds and two steals with a +14 ... Had four points, four rebounds and two steals in overtime – **sealed the win two free throws with tree seconds left in OT and stole the inbounds pass for the four-point win.**
- Saw his most playing time as a Razorback with 32:29 minutes versus Troy and was second-best on the team at +14.



- Led his team in Pts (ARK): ..... 5 (0)
- Led his team in Rebs (ARK): ..... 12 (2)
- Led his team in Assists (ARK): ..... 7 (0)
- Led his tm in PT•REB Same Gm (ARK): ..... 3 (0)
- Led his tm in P•R•A Same Gm (ARK): ..... 2 (0)
- Double-figure Pts (ARK): ..... 20 (0)
- Double-figure Rebs (ARK): ..... 7 (0)
- 20-pt gms (ARK): ..... 3 (0)
- 30-pt gms (ARK): ..... 2 (0)
- Gms with a 3PT Made (ARK): ..... 0 (0)
- Gms with 3+ Assists (ARK): ..... 17 (0)
- Gms with 5+ Rebs (ARK): ..... 42 (5)

## JOHNSON'S PERSONAL BESTS

## POINTS

Season: 8 vs Troy (11/28/22)  
Career: 32 at Arkansas State (02/22/20)  
SEC: 7 (2x) last vs Mississippi State (02/05/22)

## FG MADE

Season: 2 vs San Diego State (11/23/22)  
Career: 9 at Arkansas State (02/22/20)  
SEC: 3 vs Mississippi State (02/05/22)

## FG ATTEMPTED

Season: 3 vs Troy (11/28/22)  
Career: 13 at Memphis (11/20/19)  
SEC: 5 vs Mississippi State (02/05/22)

## 3-PT FG ATT

Season: --  
Career: 1 (2x) last at Memphis (11/20/19)  
SEC: --

## FT MADE

Season: 3 vs San Diego State (11/23/22)  
Career: 14 at Arkansas State (02/22/20)  
SEC: 5 at Texas A&M (01/08/22)

## FT ATTEMPTED

Season: 6 vs Troy (11/28/22)  
Career: 16 at Arkansas State (02/22/20)  
SEC: 8 at Tennessee (03/05/22)

## REBOUNDS

Season: 8 vs Troy (11/28/22)  
Career: 20 at Arkansas State (02/22/20)  
SEC: 8 (2x) last at Tennessee (03/05/22)

## ASSISTS

Season: --  
Career: 6 vs App State (02/01/20)  
SEC: 2 vs Mississippi State (02/05/22)

## STEALS

Season: 2 vs San Diego State (11/23/22)  
Career: 3 vs Arkansas State (02/02/19)  
SEC: 1 (2x) last vs Kentucky (02/26/22)

## BLOCKED SHOTS

Season: --  
Career: 3 vs Elon (12/21/21)  
SEC: 1 at Texas A&M (01/08/22)

## MINUTES

Season: 32:29 vs Troy (11/28/22)  
Career: 38:42 vs UT Arlington (01/04/20)  
SEC: 18:30 at Texas A&M (01/08/22)

## KAMANI JOHNSON 2022-23 GAME STATS

| Opponent         | Date     | GS  | Min | FG | FGA | Pct   | 3FG | 3A | Pct  | FT | FTA | Pct  | O | D  | Tot | Avg | PF | FO | A | TO | Blk | Stl | Pts | Avg |
|------------------|----------|-----|-----|----|-----|-------|-----|----|------|----|-----|------|---|----|-----|-----|----|----|---|----|-----|-----|-----|-----|
| NORTH DAKOTA ST. | 11/07/22 | *   | 10  | 0  | 0   | .000  | 0   | 0  | .000 | 0  | 0   | .000 | 0 | 0  | 0   | 0.0 | 2  | 0  | 0 | 1  | 0   | 1   | 0   | 0.0 |
| FORDHAM          | 11/11/22 |     | 3   | 0  | 1   | .000  | 0   | 0  | .000 | 0  | 2   | .000 | 1 | 0  | 1   | 0.5 | 0  | 0  | 0 | 0  | 0   | 0   | 0   | 0.0 |
| SOUTH DAKOTA ST. | 11/16/22 |     | 9   | 1  | 3   | .333  | 0   | 0  | .000 | 0  | 0   | .000 | 3 | 1  | 4   | 1.7 | 3  | 0  | 0 | 3  | 0   | 1   | 2   | 0.7 |
| vs Louisville    | 11/21/22 | DNP |     |    |     |       |     |    |      |    |     |      |   |    |     |     |    |    |   |    |     |     |     |     |
| vs Creighton     | 11/22/22 | DNP |     |    |     |       |     |    |      |    |     |      |   |    |     |     |    |    |   |    |     |     |     |     |
| vs San Diego St. | 11/23/22 |     | 19  | 2  | 2   | 1.000 | 0   | 0  | .000 | 3  | 5   | .600 | 4 | 3  | 7   | 3.0 | 3  | 0  | 0 | 1  | 0   | 2   | 7   | 2.3 |
| TROY             | 11/28/22 |     | 32  | 1  | 3   | .333  | 0   | 0  | .000 | 6  | 8   | .750 | 0 | 3  | 3   | 3.0 | 2  | 0  | 0 | 0  | 0   | 1   | 8   | 3.4 |
| SAN JOSE ST.     | 12/03/22 |     | 3   | 0  | 0   | .000  | 0   | 0  | .000 | 0  | 0   | .000 | 0 | 0  | 0   | 2.5 | 1  | 0  | 0 | 0  | 0   | 1   | 0   | 2.8 |
| UNC GREENSBORO   | 12/06/22 |     | 9   | 0  | 1   | .000  | 0   | 0  | .000 | 1  | 2   | .500 | 1 | 4  | 5   | 2.9 | 0  | 0  | 0 | 0  | 1   | 0   | 1   | 2.6 |
| Totals           |          | 1   | 85  | 4  | 10  | .400  | 0   | 0  | .000 | 10 | 17  | .588 | 9 | 11 | 20  | 2.9 | 11 | 0  | 0 | 5  | 1   | 6   | 18  | 2.6 |

## KAMANI JOHNSON CAREER STATISTICS

| Year           | GP | GS | Min  | Avg  | FG  | FGA | Pct  | 3FG | 3FGA | Pct  | FT  | FTA | Pct  | Off | Def | Tot | Avg | PF  | FO | Ass | TO  | Blk | Stl | Pts | Avg  |
|----------------|----|----|------|------|-----|-----|------|-----|------|------|-----|-----|------|-----|-----|-----|-----|-----|----|-----|-----|-----|-----|-----|------|
| 2018-19 (UALR) | 27 | 15 | 519  | 19.2 | 53  | 96  | .552 | 0   | 1    | .000 | 33  | 65  | .508 | 51  | 79  | 130 | 4.8 | 85  | 5  | 37  | 41  | 13  | 14  | 139 | 5.1  |
| 2019-20 (UALR) | 31 | 28 | 860  | 27.7 | 98  | 191 | .513 | 0   | 1    | .000 | 144 | 198 | .727 | 94  | 113 | 207 | 6.7 | 99  | 5  | 68  | 67  | 15  | 23  | 340 | 11.0 |
| 2021-22 (ARK)  | 26 | 1  | 203  | 7.8  | 18  | 29  | .621 | 0   | 0    | .000 | 23  | 43  | .535 | 34  | 35  | 69  | 2.7 | 37  | 0  | 7   | 16  | 10  | 6   | 59  | 2.3  |
| 2022-23 (ARK)  | 7  | 1  | 85   | 12.1 | 4   | 10  | .400 | 0   | 0    | .000 | 10  | 17  | .588 | 9   | 11  | 20  | 2.9 | 11  | 0  | 0   | 5   | 1   | 6   | 18  | 2.6  |
| CAREER         | 91 | 45 | 1667 | 18.3 | 173 | 326 | .531 | 0   | 2    | .000 | 210 | 323 | .650 | 188 | 238 | 426 | 4.7 | 232 | 10 | 112 | 129 | 39  | 49  | 556 | 6.1  |

22

## MAKHEL MITCHELL

F/C | Sr. | 6-10 | 240 | Washington, D.C. | Woodrow Wilson HS / Rhode Island

@makhelmitchell

@\_kheiii

Including 2022-23, has TWO years of collegiate eligibility  
Major: Food, Nutrition & Health  
Born on Jan. 31, 2000 in Washington, D.C.  
The son of Maria Mitchell



## DOUBLE-DOUBLES (4)

**SOPHOMORE (at URI)** (3)  
01/16/21 • GEORGE MASON ^ 14 pts 10 reb  
01/20/21 • at Duquesne ^ 16 pts 11 reb  
02/16/21 • DAYTON 16 pts 12 reb

**JUNIOR (at URI)** (1)  
02/08/22 • at VCU 12 pts 10 reb

^ - Consecutive games

Makhel (Ma-Kale) Mitchell joined the Razorback squad with his twin Makhi for 2022-23 after playing two seasons at Rhode Island and one at Maryland ... Has two seasons of eligibility remaining ... Is the younger of the twins by two minutes.

## 2022-23 HIGHLIGHTS:

- Tied his brother with a game and season-high six rebounds ... Also scored a season-high 12 points, making 4-of-5 FG – all four on dunks – and making 4-of-6 at the line.
- Versus San Diego State, Was 3-of-3 from the field (with two dunks) and led the team with two blocked shots.



- Led his tm in Pts (ARK): ..... 13 (0)
- Led his tm in Rebs (ARK): ..... 13 (1)
- Led his tm in Assists (ARK): ..... 8 (0)
- Led his tm in Blocked Shots (ARK): .. 36 (1)
- Double-figure Pts (ARK): ..... 30 (0)
- Double-figure Rebs (ARK): ..... 4 (0)
- 20-pt gms – 30-pt gms (ARK): .... 3 (0) - 0 (0)
- Gms with a 3PT Made (ARK): ..... 0 (0)
- Gms with 3+ Assists (ARK): ..... 4 (0)
- Gms with 3+ Blks (ARK): ..... 18 (0)
- Gms with 5+ Rebs (ARK): ..... 33 (1)

## MAKHEL'S PERSONAL BESTS

## POINTS

Season: 12 vs Louisville (11/21/22)

Career: 19 vs American Int'l (01/02/22)

SEC:

## FG MADE

Season: 4 vs Louisville (11/21/22)

Career: 7 (2x) last vs American Int'l (01/02/22)

SEC:

## FG ATTEMPTED

Season: 5 vs Louisville (11/21/22)

Career: 12 at VCU (02/08/22)

SEC:

## 3-POINT FG MADE

Season: --

Career: 1 (7x) last vs Duquesne (03/09/22)

SEC:

## 3-PT FG ATTEMPTS

Season: --

Career: 3 at Saint Joseph's (03/05/22)

SEC:

## FT MADE

Season: --

Career: 8 vs George Mason (11/22/19)

SEC:

## FT ATTEMPTED

Season: 4 vs Louisville (11/21/22)

Career: 12 (2x) last vs G. Washington (01/22/22)

SEC:

## REBOUNDS

Season: 6 vs Louisville (11/21/22)

Career: 18 vs Bryant (11/21/21)

SEC:

## ASSISTS

Season: 3 vs Louisville (11/21/22)

Career: 8 at UMass (01/15/22)

SEC:

## STEALS

Season: 2 vs Louisville (11/21/22)

Career: 3 (2x) last at VCU (02/08/22)

SEC:

## BLOCKED SHOTS

Season: 2 (2x) LAST vs Creighton (11/22/22)

Career: 6 vs Saint Louis (03/03/22)

SEC:

## MINUTES

Season: 20:10 vs Louisville (11/21/22)

Career: 30:39 at Geo Washington (02/19/22)

SEC:

## MAKHEL MITCHELL 2022-23 GAME STATS

| Opponent         | Date     | GS | Min | FG | FGA | Pct   | 3FG | 3A | Pct  | FT | FTA | Pct  | O | D  | Tot | Avg | PF | FO | A | TO | Blk | Stl | Pts | Avg |
|------------------|----------|----|-----|----|-----|-------|-----|----|------|----|-----|------|---|----|-----|-----|----|----|---|----|-----|-----|-----|-----|
| NORTH DAKOTA ST. | 11/07/22 |    | DNP |    |     |       |     |    |      |    |     |      |   |    |     |     |    |    |   |    |     |     |     |     |
| FORDHAM          | 11/11/22 |    | 4   | 0  | 1   | .000  | 0   | 0  | .000 | 0  | 0   | .000 | 0 | 0  | 0   | 0.0 | 0  | 0  | 0 | 1  | 0   | 1   | 0   | 0.0 |
| SOUTH DAKOTA ST. | 11/16/22 |    | 6   | 0  | 1   | .000  | 0   | 0  | .000 | 0  | 0   | .000 | 0 | 3  | 3   | 1.5 | 2  | 0  | 1 | 1  | 0   | 1   | 0   | 0.0 |
| vs Louisville    | 11/21/22 |    | 20  | 4  | 5   | .800  | 0   | 0  | .000 | 4  | 6   | .667 | 0 | 6  | 6   | 3.0 | 2  | 0  | 3 | 0  | 2   | 2   | 12  | 4.0 |
| vs Creighton     | 11/22/22 |    | 7   | 2  | 3   | .667  | 0   | 0  | .000 | 0  | 1   | .000 | 1 | 2  | 3   | 3.0 | 0  | 0  | 0 | 0  | 2   | 0   | 4   | 4.0 |
| vs San Diego St. | 11/23/22 |    | 14  | 3  | 3   | 1.000 | 0   | 0  | .000 | 0  | 0   | .000 | 0 | 3  | 3   | 3.0 | 3  | 0  | 0 | 1  | 2   | 0   | 6   | 4.4 |
| TROY             | 11/28/22 |    | 7   | 1  | 1   | 1.000 | 0   | 0  | .000 | 0  | 0   | .000 | 1 | 1  | 2   | 2.8 | 0  | 0  | 0 | 0  | 0   | 0   | 2   | 4.0 |
| SAN JOSE ST.     | 12/03/22 |    | 1   | 0  | 1   | .000  | 0   | 0  | .000 | 0  | 0   | .000 | 1 | 0  | 1   | 2.6 | 0  | 0  | 0 | 0  | 0   | 0   | 0   | 3.4 |
| UNC GREENSBORO   | 12/06/22 |    | DNP |    |     |       |     |    |      |    |     |      |   |    |     |     |    |    |   |    |     |     |     |     |
| Totals           |          | 0  | 59  | 10 | 15  | .667  | 0   | 0  | .000 | 4  | 7   | .571 | 3 | 15 | 18  | 2.6 | 7  | 0  | 4 | 3  | 6   | 4   | 24  | 3.4 |

## MAKHEL MITCHELL CAREER STATISTICS

| Year          | GP        | GS        | Min        | Avg         | FG         | FGA        | Pct         | 3FG      | 3FGA     | Pct         | FT        | FTA        | Pct         | Off       | Def        | Tot        | Avg        | PF         | FO       | Ass       | TO        | Blk       | Stl       | Pts        | Avg        |
|---------------|-----------|-----------|------------|-------------|------------|------------|-------------|----------|----------|-------------|-----------|------------|-------------|-----------|------------|------------|------------|------------|----------|-----------|-----------|-----------|-----------|------------|------------|
| 2019-20 (MD)  | 10        | 0         | 67         | 6.7         | 4          | 8          | .500        | 0        | 0        | .000        | 2         | 4          | .500        | 8         | 15         | 23         | 2.3        | 9          | 0        | 2         | 3         | 4         | 2         | 10         | 1.0        |
| 2020-21 (URI) | 25        | 23        | 558        | 22.3        | 97         | 186        | .522        | 0        | 2        | .000        | 45        | 96         | .469        | 47        | 92         | 139        | 5.6        | 87         | 7        | 22        | 49        | 42        | 10        | 239        | 9.6        |
| 2021-22 (URI) | 31        | 27        | 821        | 26.5        | 135        | 269        | .502        | 0        | 7        | .000        | 62        | 118        | .525        | 34        | 139        | 173        | 5.6        | 86         | 3        | 40        | 59        | 74        | 23        | 332        | 10.7       |
| 2022-23 (ARK) | 7         | 0         | 59         | 8.4         | 10         | 15         | .667        | 0        | 0        | .000        | 4         | 7          | .571        | 3         | 15         | 18         | 2.6        | 7          | 0        | 4         | 3         | 6         | 4         | 24         | 3.4        |
| <b>CAREER</b> | <b>42</b> | <b>23</b> | <b>684</b> | <b>16.3</b> | <b>111</b> | <b>209</b> | <b>.531</b> | <b>0</b> | <b>2</b> | <b>.000</b> | <b>51</b> | <b>107</b> | <b>.477</b> | <b>58</b> | <b>122</b> | <b>180</b> | <b>4.3</b> | <b>103</b> | <b>7</b> | <b>28</b> | <b>55</b> | <b>52</b> | <b>16</b> | <b>273</b> | <b>6.5</b> |

23

**DERRIAN FORD**

G | Fr. | 6-3 | 205 | Magnolia, Ark. | Magnolia HS

@thetruthballers

@derrianford2022

Including 2022-23, has **FOUR** years of collegiate eligibility

Major: TBA (Education)

Born on Nov. 14, 2003 in Magnolia, Ark.

The son of Darnell and Tiffani Ford

**NATIONAL RECRUITING RANKINGS**

- #66 on the SI99 All-American list
- 247Sports ★★★★★ #69 nation #11 CG
- 247Composite ★★★★★ #68 nation #12 CG
- ESPN ★★★★★ #71 nation #12 SF
- Rivals ★★★★★ #78 nation #16 SG

- Two-time Gatorade Arkansas Player of the Year (2021 & '22)
- McDonald's All-American Nominee
- Two-time (2021 and 2022) Class 4A Player of the Year by the Arkansas Basketball Coaches Association

**2022-23 HIGHLIGHTS:**

- Grabbed three rebounds and had a steal in nine minutes versus South Dakota State.
- Had three assists and two points in 7:15 played versus San Jose State.

**DERRIAN FORD 2022-23 GAME STATS**

| Opponent         | Date     | GS       | Min       | FG       | FGA      | Pct         | 3FG      | 3A       | Pct         | FT       | FTA      | Pct         | O        | D        | Tot      | Avg        | PF       | FO       | A        | TO       | Blk      | Stl      | Pts      | Avg        |
|------------------|----------|----------|-----------|----------|----------|-------------|----------|----------|-------------|----------|----------|-------------|----------|----------|----------|------------|----------|----------|----------|----------|----------|----------|----------|------------|
| NORTH DAKOTA ST. | 11/07/22 | 3        | 0         | 1        | .000     | 0           | 0        | .000     | 0           | 0        | .000     | 0           | 0        | 1        | 0        | 1          | 1.0      | 0        | 0        | 0        | 0        | 0        | 0        | 0.0        |
| FORDHAM          | 11/11/22 | 5        | 1         | 2        | .500     | 0           | 0        | .000     | 0           | 0        | .000     | 0           | 0        | 0        | 0        | 0.5        | 0        | 0        | 0        | 0        | 0        | 0        | 2        | 1.0        |
| SOUTH DAKOTA ST. | 11/16/22 | 9        | 0         | 0        | .000     | 0           | 0        | .000     | 0           | 0        | .000     | 0           | 0        | 3        | 3        | 1.3        | 1        | 0        | 0        | 1        | 0        | 1        | 0        | 0.7        |
| vs Louisville    | 11/21/22 | 4        | 1         | 1        | 1.000    | 0           | 0        | .000     | 0           | 0        | .000     | 0           | 0        | 0        | 0        | 1.0        | 1        | 0        | 0        | 0        | 0        | 0        | 2        | 1.0        |
| vs Creighton     | 11/22/22 | DNP      |           |          |          |             |          |          |             |          |          |             |          |          |          |            |          |          |          |          |          |          |          |            |
| vs San Diego St. | 11/23/22 | DNP      |           |          |          |             |          |          |             |          |          |             |          |          |          |            |          |          |          |          |          |          |          |            |
| TROY             | 11/28/22 | DNP      |           |          |          |             |          |          |             |          |          |             |          |          |          |            |          |          |          |          |          |          |          |            |
| SAN JOSE ST.     | 12/03/22 | 7        | 1         | 1        | 1.000    | 0           | 0        | .000     | 0           | 0        | .000     | 0           | 0        | 0        | 0        | 0.8        | 0        | 0        | 3        | 0        | 0        | 0        | 2        | 1.2        |
| UNC GREENSBORO   | 12/06/22 | 1        | 0         | 0        | .000     | 0           | 0        | .000     | 0           | 0        | .000     | 0           | 0        | 0        | 0        | 0.7        | 0        | 0        | 0        | 0        | 0        | 0        | 0        | 1.0        |
| <b>Totals</b>    |          | <b>0</b> | <b>29</b> | <b>3</b> | <b>5</b> | <b>.600</b> | <b>0</b> | <b>0</b> | <b>.000</b> | <b>0</b> | <b>0</b> | <b>.000</b> | <b>1</b> | <b>3</b> | <b>4</b> | <b>0.7</b> | <b>2</b> | <b>0</b> | <b>3</b> | <b>1</b> | <b>0</b> | <b>1</b> | <b>6</b> | <b>1.0</b> |

**PINION'S PERSONAL BESTS****POINTS**

Season: 2 (2x) LAST vs Louisville (11/21/22)

**SEC:****FG MADE**

Season: 1 LAST vs Louisville (11/21/22)

**SEC:****FG ATTEMPTED**

Season: 2 vs Fordham (11/11/22)

**SEC:****3-POINT FG MADE**

Season: --

**SEC:****3-PT FG ATTEMPTS**

Season: --

**SEC:****FT MADE**

Season: --

**SEC:****FT ATTEMPTED**

Season: --

**SEC:****REBOUNDS**

Season: 3 vs South Dakota State (11/16/22)

**SEC:****ASSISTS**

Season: --

**SEC:****STEALS**

Season: 1 vs South Dakota State (11/16/22)

**SEC:****BLOCKED SHOTS**

Season: --

**SEC:****MINUTES**

Season: 8:55 vs South Dakota State (11/16/22)

**SEC:****DERRIAN FORD CAREER STATISTICS**

| Year    | GP | GS | Min | Avg | FG | FGA | Pct  | 3FG | 3FGA | Pct  | FT | FTA | Pct  | Off | Def | Tot | Avg | PF | FO | Ass | TO | Blk | Stl | Pts | Avg |
|---------|----|----|-----|-----|----|-----|------|-----|------|------|----|-----|------|-----|-----|-----|-----|----|----|-----|----|-----|-----|-----|-----|
| 2022-23 | 6  | 0  | 29  | 4.8 | 3  | 5   | .600 | 0   | 0    | .000 | 0  | 0   | .000 | 1   | 3   | 4   | 0.7 | 2  | 0  | 3   | 1  | 0   | 1   | 6   | 1.0 |

# 21 CADE ARBOGAST

G | Jr. | 6-3 | 180 | Concord, Calif. | De La Salle HS / Lane (Ore.) CC

[@cadearbogast](#)  
[@cadearbogast](#)

Including 2022-23, has **THREE** years of collegiate eligibility  
Major: Communications  
Born on Aug. 23, 2000 in Walnut Creek, Calif.  
The son of Peter and Carol Arbogast



## 2021-22 (So.):

Scored his first collegiate points – a 3-pointer (1:32 in the 2nd half) [that blew the roof off Bud Walton Arena](#) – in the San Jose State win.

## 2021-22 (So. at Arkansas):

Came to Arkansas as a walkon but earned a scholarship on Jan. 21 ([watch](#)) ... Played in four games, including the NCAA second-round win over New Mexico State ... **Grabbed three rebounds and added an assist in the win at Georgia.**

### CADE ARBOGAST CAREER STATISTICS

| Year    | GP | GS | Min | Avg | FG | FGA | Pct  | 3FG | 3FGA | Pct  | FT | FTA | Pct  | Off | Def | Tot | Avg | PF | FO | Ast | TO | Blk | Stl | Pts | Avg |
|---------|----|----|-----|-----|----|-----|------|-----|------|------|----|-----|------|-----|-----|-----|-----|----|----|-----|----|-----|-----|-----|-----|
| 2021-22 | 4  | 0  | 3   | 0.8 | 0  | 4   | .000 | 0   | 2    | .000 | 0  | 0   | .000 | 2   | 1   | 3   | 0.8 | 0  | 0  | 1   | 0  | 0   | 0   | 0   | 0.0 |
| 2022-23 | 4  | 0  | 5   | 1.3 | 1  | 3   | .333 | 1   | 3    | .333 | 0  | 0   | .000 | 0   | 0   | 0   | 0.0 | 0  | 0  | 0   | 0  | 0   | 0   | 3   | 0.8 |
| CAREER  | 8  | 0  | 8   | 1.0 | 1  | 7   | .143 | 1   | 5    | .200 | 0  | 0   | .000 | 2   | 1   | 3   | 0.4 | 0  | 0  | 1   | 0  | 0   | 0   | 3   | 0.4 |

# 45 LAWSON BLAKE

F | So. | 6-10 | 235 | Fayetteville, Ark. | Fayetteville HS / Link Year (Mo.) Prep

[@\\_lawsonblake](#)  
[@lawson.blake](#)

Including 2022-23, has **THREE** years of collegiate eligibility  
Major: Exercise Science  
Born on an. 3, 2002 in San Antonio, Texas  
The son of Larry and Allison Blake



## 2022-23 (So.):

Grabbed his first career rebound in the win over Fordham.

## 2021-22 (Fr.):

Made the team as a walkon ... Played in five games, including Arkansas' second-round NCAA Tournament win over New Mexico State.

### LAWSON BLAKE CAREER STATISTICS

| Year    | GP | GS | Min | Avg | FG | FGA | Pct  | 3FG | 3FGA | Pct  | FT | FTA | Pct  | Off | Def | Tot | Avg | PF | FO | Ast | TO | Blk | Stl | Pts | Avg |
|---------|----|----|-----|-----|----|-----|------|-----|------|------|----|-----|------|-----|-----|-----|-----|----|----|-----|----|-----|-----|-----|-----|
| 2021-22 | 5  | 0  | 5   | 1.0 | 0  | 0   | .000 | 0   | 0    | .000 | 0  | 0   | .000 | 0   | 0   | 0   | 0.0 | 0  | 0  | 0   | 0  | 0   | 0   | 0   | 0.0 |
| 2022-23 | 4  | 0  | 6   | 1.5 | 0  | 1   | .000 | 0   | 0    | .000 | 0  | 0   | .000 | 1   | 1   | 2   | 0.5 | 0  | 0  | 0   | 1  | 0   | 0   | 0   | 0.0 |
| CAREER  | 9  | 0  | 11  | 1.2 | 0  | 1   | .000 | 0   | 0    | .000 | 0  | 0   | .000 | 1   | 1   | 2   | 0.2 | 0  | 0  | 0   | 1  | 0   | 0   | 0   | 0.0 |

# ARKANSAS RAZORBACKS

## 2022-23 SEASON RESULTS & LEADERS

|                |         |      |      |         |
|----------------|---------|------|------|---------|
| RECORD:        | OVERALL | HOME | AWAY | NEUTRAL |
| ALL GAMES      | 8-1     | 6-0  | 0-0  | 2-1     |
| CONFERENCE     | 0-0     | 0-0  | 0-0  | 0-0     |
| NON-CONFERENCE | 8-1     | 6-0  | 0-0  | 2-1     |

| DATE      | TIME (CT) | R     | A     | N | K | OPPONENT           | TV               | RESULT       | ATTEND | RECORD | (SEC) | HIGH POINTS          | HIGH REBOUNDS                            |
|-----------|-----------|-------|-------|---|---|--------------------|------------------|--------------|--------|--------|-------|----------------------|--|
| 11/07/22  | 7:00 pm   | 10/10 | --/-- |   |   | NORTH DAKOTA STATE | SEC Network Plus | W 78-56      | 19200  | 1-0    | --    | (22)Ricky Council IV | (12)Trevon Brazile                       |
| 11/11/22  | 7:00 pm   | 10/10 | --/-- |   |   | FORDHAM            | SEC Network Plus | W 74-48      | 19200  | 2-0    | --    | (15)Ricky Council IV | (8)Trevon Brazile                        |
| 11/16/22  | 7:00 pm   | 9/10  | --/-- |   |   | SOUTH DAKOTA STATE | SEC Network Plus | W 71-56      | 19200  | 3-0    | --    | (19)Ricky Council IV | (10)Trevon Brazile                       |
| 11/21/22  | 4:00 pm   | + 9/9 | --/-- |   |   | vs Louisville      | ESPN2            | W 80-54      | 2400   | 4-0    | --    | (26)Anthony Black    | (6)Makhi Mitchell<br>(6) Makhel Mitchell |
| 11/22/22  | 7:00 pm   | + 9/9 | 10/8  |   |   | vs Creighton       | ESPN             | 87-90 L      | 2400   | 4-1    | --    | (26)Anthony Black    | (6)Anthony Black<br>(6)Trevon Brazile    |
| 11/23/22  | 9:00 pm   | + 9/9 | 17/19 |   |   | vs San Diego State | ESPN2            | (OT) W 78-74 | 2400   | 5-1    | --    | (20)Trevon Brazile   | (9)Trevon Brazile                        |
| 11/28/22  | 7:00 pm   | 11/11 | --/-- |   |   | TROY               | SEC Network      | W 74-61      | 19200  | 6-1    | --    | (27)Ricky Council IV | (9)Makhi Mitchell                        |
| 12/03/22  | 3:00 pm   | 11/11 | --/-- |   |   | SAN JOSE STATE     | SEC Network      | W 99-58      | 19200  | 7-1    | --    | (23)Trevon Brazile   | (6)Jalen Graham                          |
| 12/06/22  | 6:00 pm   | 9/8   | --/-- |   |   | UNC GREENSBORO     | SEC Network      | W 65-58      | 19200  | 8-1    | --    | (22)Nick Smith Jr.   | (14)Makhi Mitchell                       |
| 12/10/22  | Noon      | @     |       |   |   | vs. Oklahoma       | ESPN2            |              |        |        |       |                      |  |
| 12/17/22  | 3:00 pm   | &     |       |   |   | vs. Bradley        | --               |              |        |        |       |                      |  |
| 12/21/22  | 8:00 pm   |       |       |   |   | UNC ASHEVILLE      | SEC Network      |              |        |        |       |                      |  |
| 12/28/22  | 8:00 pm   | *     |       |   |   | at LSU             | ESPN2/U          |              |        |        |       |                      |  |
| 01/04/23  | 7:30 pm   | *     |       |   |   | MISSOURI           | SEC Network      |              |        |        |       |                      |  |
| 01/07/23  | 7:30 pm   | *     |       |   |   | at Auburn          | SEC Network      |              |        |        |       |                      |  |
| 01/11/23  | 6:00 pm   | *     |       |   |   | ALABAMA            | ESPN2/U          |              |        |        |       |                      |  |
| 01/14/23  | 1:00 pm   | *     |       |   |   | at Vanderbilt      | ESPN2/U          |              |        |        |       |                      |  |
| 01/18/23  | 8:00 pm   | *     |       |   |   | at Missouri        | SEC Network      |              |        |        |       |                      |  |
| 01/21/23  | 11:00 am  | *     |       |   |   | OLE MISS           | ESPN2            |              |        |        |       |                      |  |
| 01/24/23  | 6:00 pm   | *     |       |   |   | LSU                | ESPN/2/U         |              |        |        |       |                      |  |
| 01/28/23  | 3 or 5 pm | %     |       |   |   | at Baylor          | ESPN             |              |        |        |       |                      |  |
| 01/31/23  | 6:00 pm   | *     |       |   |   | TEXAS A&M          | ESPN/2/U         |              |        |        |       |                      |  |
| 02/04/23  | 2:30 pm   | *     |       |   |   | at South Carolina  | SEC Network      |              |        |        |       |                      |  |
| 02/27/23  | 8:00 pm   | *     |       |   |   | at Kentucky        | ESPN/2           |              |        |        |       |                      |  |
| 02/11/23  | 5:00 pm   | *     |       |   |   | MISSISSIPPI STATE  | ESPN2/U          |              |        |        |       |                      |  |
| 02/15/23  | 8:00 pm   | *     |       |   |   | at Texas A&M       | ESPN2/U          |              |        |        |       |                      |  |
| 02/18/23  | 1:00 pm   | *     |       |   |   | FLORIDA            | ESPN/2           |              |        |        |       |                      |  |
| 02/21/23  | 8:00 pm   | *     |       |   |   | GEORGIA            | SEC Network      |              |        |        |       |                      |  |
| 02/25/23  | 1 or 3 pm | *     |       |   |   | at Alabama         | ESPN/2           |              |        |        |       |                      |  |
| 02/28/23  | 8:00 pm   | *     |       |   |   | at Tennessee       | ESPN/2/U         |              |        |        |       |                      |  |
| 03/04/23  | 1:00 pm   | *     |       |   |   | KENTUCKY           | CBS              |              |        |        |       |                      |  |
| Mar. 8-12 |           | ^     |       |   |   | SEC Tournament     |                  |              |        |        |       |                      |  |

Home Games in CAPS | \* - Southeastern Conference game | + Maui Jim Maui Invitational (Lahaina, Hawaii (Lahaina Civic Center) |  
 @ - played in Tulsa, Okla. (BOK Center) | & - played in North Little Rock (Simmons Bank Arena) |  
 % - Big 12/SEC Challenge | ^ - SEC Tournament (Nashville, Tenn. - Bridgestone Arena)

| ATTENDANCE SUMMARY | GAMES | TOTALS | AVG/GAME |
|--------------------|-------|--------|----------|
| HOME               | 6     | 115200 | 19200    |
| AWAY               | 0     | 0      | 0        |
| NEUTRAL            | 3     | 7200   | 2400     |
| TOTAL              | 9     | 122400 | 13600    |

# ARKANSAS RAZORBACKS

## 2022-23 COMBINED REPORT

| RECORD:        | OVERALL | HOME | AWAY | NEUTRAL |
|----------------|---------|------|------|---------|
| ALL GAMES      | 8-1     | 6-0  | 0-0  | 2-1     |
| CONFERENCE     | 0-0     | 0-0  | 0-0  | 0-0     |
| NON-CONFERENCE | 8-1     | 6-0  | 0-0  | 2-1     |

| #                 | Player            | GP | GS | Min | Avg  | • TOTAL • |     |      | • 3-PTS • |     |      | • REBOUNDS • |     |       |     | PF  |     | FO   |     | A |     |     |    | TO |     | Blk  |  | Stl |  | Pts |  | Av |  |
|-------------------|-------------------|----|----|-----|------|-----------|-----|------|-----------|-----|------|--------------|-----|-------|-----|-----|-----|------|-----|---|-----|-----|----|----|-----|------|--|-----|--|-----|--|----|--|
|                   |                   |    |    |     |      | FG        | FGA | Pct  | 3FG       | FGA | Pct  | FT           | FTA | Pct   | Off |     |     |      |     |   |     |     |    |    |     |      |  |     |  |     |  |    |  |
| 1                 | Ricky Council IV  | 9  | 9  | 321 | 35.7 | 61        | 120 | .508 | 10        | 33  | .303 | 34           | 42  | .810  | 7   | 20  | 27  | 3.0  | 18  | 0 | 24  | 22  | 2  | 16 | 166 | 18.4 |  |     |  |     |  |    |  |
| 0                 | Anthony Black     | 9  | 9  | 301 | 33.4 | 40        | 79  | .506 | 11        | 27  | .407 | 27           | 36  | .750  | 11  | 38  | 49  | 5.4  | 20  | 0 | 32  | 25  | 4  | 16 | 118 | 13.1 |  |     |  |     |  |    |  |
| 3                 | Nick Smith Jr.    | 3  | 2  | 69  | 23.0 | 12        | 30  | .400 | 4         | 11  | .364 | 10           | 13  | .769  | 1   | 5   | 6   | 2.0  | 2   | 0 | 8   | 2   | 1  | 1  | 38  | 12.7 |  |     |  |     |  |    |  |
| 2                 | Trevon Brazile    | 9  | 0  | 243 | 27.0 | 37        | 77  | .481 | 11        | 29  | .379 | 21           | 31  | .677  | 9   | 45  | 54  | 6.0  | 23  | 1 | 9   | 20  | 11 | 9  | 106 | 11.8 |  |     |  |     |  |    |  |
| 4                 | Davonte Davis     | 8  | 6  | 240 | 30.0 | 22        | 68  | .324 | 3         | 23  | .130 | 14           | 18  | .778  | 2   | 25  | 27  | 3.4  | 17  | 0 | 19  | 12  | 2  | 10 | 61  | 7.6  |  |     |  |     |  |    |  |
| 15                | Makhi Mitchell    | 9  | 9  | 170 | 18.9 | 27        | 41  | .659 | 0         | 0   | .000 | 11           | 17  | .647  | 14  | 35  | 49  | 5.4  | 22  | 0 | 8   | 9   | 11 | 12 | 65  | 7.2  |  |     |  |     |  |    |  |
| 13                | Jordan Walsh      | 9  | 8  | 198 | 22.0 | 20        | 46  | .435 | 5         | 17  | .294 | 12           | 17  | .706  | 5   | 19  | 24  | 2.7  | 22  | 1 | 12  | 10  | 4  | 8  | 57  | 6.3  |  |     |  |     |  |    |  |
| 11                | Jalen Graham      | 6  | 0  | 42  | 7.0  | 14        | 22  | .636 | 0         | 1   | .000 | 3            | 5   | .600  | 7   | 11  | 18  | 3.0  | 5   | 0 | 2   | 7   | 0  | 1  | 31  | 5.2  |  |     |  |     |  |    |  |
| 22                | Makhel Mitchell   | 7  | 0  | 59  | 8.4  | 10        | 15  | .667 | 0         | 0   | .000 | 4            | 7   | .571  | 3   | 15  | 18  | 2.6  | 7   | 0 | 4   | 3   | 6  | 4  | 24  | 3.4  |  |     |  |     |  |    |  |
| 20                | Kamani Johnson    | 7  | 1  | 85  | 12.1 | 4         | 10  | .400 | 0         | 0   | .000 | 10           | 17  | .588  | 9   | 11  | 20  | 2.9  | 11  | 0 | 0   | 5   | 1  | 6  | 18  | 2.6  |  |     |  |     |  |    |  |
| 5                 | Joseph Pinion     | 7  | 0  | 23  | 3.3  | 3         | 9   | .333 | 1         | 4   | .250 | 4            | 4   | 1.000 | 1   | 4   | 5   | 0.7  | 6   | 0 | 0   | 0   | 0  | 1  | 11  | 1.6  |  |     |  |     |  |    |  |
| 23                | Derrian Ford      | 6  | 0  | 29  | 4.8  | 3         | 5   | .600 | 0         | 0   | .000 | 0            | 0   | .000  | 1   | 3   | 4   | 0.7  | 2   | 0 | 3   | 1   | 0  | 1  | 6   | 1.0  |  |     |  |     |  |    |  |
| 21                | Cade Arbogast     | 4  | 0  | 5   | 1.3  | 1         | 3   | .333 | 1         | 3   | .333 | 0            | 0   | .000  | 0   | 0   | 0   | 0.0  | 0   | 0 | 0   | 0   | 0  | 0  | 3   | 0.8  |  |     |  |     |  |    |  |
| 12                | Barry Dunning Jr. | 7  | 1  | 34  | 4.9  | 0         | 2   | .000 | 0         | 1   | .000 | 0            | 0   | .000  | 0   | 1   | 1   | 0.1  | 4   | 0 | 1   | 2   | 0  | 2  | 0   | 0.0  |  |     |  |     |  |    |  |
| 45                | Lawson Blake      | 4  | 0  | 6   | 1.5  | 0         | 1   | .000 | 0         | 0   | .000 | 0            | 0   | .000  | 1   | 1   | 2   | 0.5  | 0   | 0 | 0   | 1   | 0  | 0  | 0   | 0.0  |  |     |  |     |  |    |  |
| TEAM.....         |                   |    |    |     |      |           |     |      |           |     |      |              |     |       | 11  | 17  | 28  | 3.1  | 0   |   | 4   |     |    |    | 0   |      |  |     |  |     |  |    |  |
| RAZORBACKS..... 9 |                   |    |    |     |      | 254       | 528 | .481 | 46        | 149 | .309 | 150          | 207 | .725  | 82  | 250 | 332 | 36.9 | 159 | 2 | 122 | 123 | 42 | 87 | 704 | 78.2 |  |     |  |     |  |    |  |
| Opponents..... 9  |                   |    |    |     |      | 196       | 496 | .395 | 49        | 173 | .283 | 116          | 167 | .695  | 70  | 213 | 283 | 31.4 | 166 | - | 83  | 163 | 19 | 55 | 557 | 61.9 |  |     |  |     |  |    |  |

| Team Statistics        | ARK            | OPP            |
|------------------------|----------------|----------------|
| <b>SCORING</b>         | <b>704</b>     | <b>557</b>     |
| Points per game        | 78.2           | 61.9           |
| Scoring margin         | +16.3          | -              |
| <b>FIELD GOALS-ATT</b> | <b>254-528</b> | <b>196-496</b> |
| Field goal pct         | .481           | .395           |
| <b>3 POINT FG-ATT</b>  | <b>46-149</b>  | <b>49-173</b>  |
| 3-point FG pct         | .309           | .283           |
| 3-pt FG made per game  | 5.1            | 5.4            |
| <b>FREE THROWS-ATT</b> | <b>150-207</b> | <b>116-167</b> |
| Free throw pct         | .725           | .695           |
| F-Throws made per game | 16.7           | 12.9           |
| <b>REBOUNDS</b>        | <b>332</b>     | <b>283</b>     |
| Rebounds per game      | 36.9           | 31.4           |
| Rebounding margin      | +5.4           | -              |
| <b>ASSISTS</b>         | <b>122</b>     | <b>83</b>      |
| Assists per game       | 13.6           | 9.2            |
| <b>TURNOVERS</b>       | <b>123</b>     | <b>163</b>     |
| Turnovers per game     | 13.7           | 18.1           |
| Turnover margin        | +4.4           | -              |
| Assist/turnover ratio  | 1.0            | 0.5            |
| <b>STEALS</b>          | <b>87</b>      | <b>55</b>      |
| Steals per game        | 9.7            | 6.1            |
| <b>BLOCKS</b>          | <b>42</b>      | <b>19</b>      |
| Blocks per game        | 4.7            | 2.1            |
| <b>ATTENDANCE</b>      | <b>115200</b>  | <b>7200</b>    |
| Home games-Avg/Game    | 6-19200        | 0-0            |
| Neutral site-Avg/Game  | -              | 3-2400         |

| Date       | Ark. Rank | Opponent                | Result | Score | Attend |
|------------|-----------|-------------------------|--------|-------|--------|
| 11/07/22   | 10/10     | NORTH DAKOTA ST.        | W      | 76-58 | 19200  |
| 11/11/22   | 10/10     | FORDHAM                 | W      | 74-48 | 19200  |
| 11/16/22   | 9/10      | SOUTH DAKOTA ST.        | W      | 71-56 | 19200  |
| + 11/21/22 | 9/9       | vs Louisville           | W      | 80-54 | 2400   |
| + 11/22/22 | 9/9       | #10/8 vs Creighton      | L      | 87-90 | 2400   |
| + 11/23/22 | 9/9       | #17/19 vs San Diego St. | W (OT) | 78-74 | 2400   |
| 11/28/22   | 11/11     | TROY                    | W      | 74-61 | 19200  |
| 12/03/22   | 11/11     | SAN JOSE ST.            | W      | 99-58 | 19200  |
| 12/06/22   | 9/8       | UNC GREENSBORO          | W      | 65-58 | 19200  |

\* = SEC game || + Maui Jim Maui Invitational (Lahaina, Hawaii (Lahaina Civic Center))  
 @ - played in Tulsa, Okla. (BOK Center) || & - played in North Little Rock (Simmons Bank Arena) ||  
 % - Big 12/SEC Challenge | ^ - SEC Tournament (Nashville, Tenn. - Bridgestone Arena)

| SCORE BY PERIODS: | 1st | 2nd | OT | Total |
|-------------------|-----|-----|----|-------|
| Arkansas          | 295 | 398 | 11 | 704   |
| Opponents         | 273 | 277 | 7  | 557   |

# ARKANSAS RAZORBACKS

## 2022-23 SEASON STATISTICS • ALL GAMES



|                |         |      |      |         |
|----------------|---------|------|------|---------|
| RECORD:        | OVERALL | HOME | AWAY | NEUTRAL |
| ALL GAMES      | 8-1     | 6-0  | 0-0  | 2-1     |
| CONFERENCE     | 0-0     | 0-0  | 0-0  | 0-0     |
| NON-CONFERENCE | 8-1     | 6-0  | 0-0  | 2-1     |

| ##             | Player            | GP GS |   | Min | Avg  | • TOTAL • |     |      | • 3-PTS • |     |      | • REBOUNDS • |     |       |     |     |     |      |      |   |     |     |    | Pts Avg |     |      |  |
|----------------|-------------------|-------|---|-----|------|-----------|-----|------|-----------|-----|------|--------------|-----|-------|-----|-----|-----|------|------|---|-----|-----|----|---------|-----|------|--|
|                |                   |       |   |     |      | FG        | FGA | Pct  | 3FG       | FGA | Pct  | FT           | FTA | Pct   | Off | Def | Tot | Avg  | PFFO | A | TO  | Blk | St |         |     |      |  |
| 1              | Ricky Council IV  | 9     | 9 | 321 | 35.7 | 61        | 120 | .508 | 10        | 33  | .303 | 34           | 42  | .810  | 7   | 20  | 27  | 3.0  | 18   | 0 | 24  | 22  | 2  | 16      | 166 | 18.4 |  |
| 0              | Anthony Black     | 9     | 9 | 301 | 33.4 | 40        | 79  | .506 | 11        | 27  | .407 | 27           | 36  | .750  | 11  | 38  | 49  | 5.4  | 20   | 0 | 32  | 25  | 4  | 16      | 118 | 13.1 |  |
| 3              | Nick Smith Jr.    | 3     | 2 | 69  | 23.0 | 12        | 30  | .400 | 4         | 11  | .364 | 10           | 13  | .769  | 1   | 5   | 6   | 2.0  | 2    | 0 | 8   | 2   | 1  | 1       | 38  | 12.7 |  |
| 2              | Trevon Brazile    | 9     | 0 | 243 | 27.0 | 37        | 77  | .481 | 11        | 29  | .379 | 21           | 31  | .677  | 9   | 45  | 54  | 6.0  | 23   | 1 | 9   | 20  | 11 | 9       | 106 | 11.8 |  |
| 4              | Davonte Davis     | 8     | 6 | 240 | 30.0 | 22        | 68  | .324 | 3         | 23  | .130 | 14           | 18  | .778  | 2   | 25  | 27  | 3.4  | 17   | 0 | 19  | 12  | 2  | 10      | 61  | 7.6  |  |
| 15             | Makhi Mitchell    | 9     | 9 | 170 | 18.9 | 27        | 41  | .659 | 0         | 0   | .000 | 11           | 17  | .647  | 14  | 35  | 49  | 5.4  | 22   | 0 | 8   | 9   | 11 | 12      | 65  | 7.2  |  |
| 13             | Jordan Walsh      | 9     | 8 | 198 | 22.0 | 20        | 46  | .435 | 5         | 17  | .294 | 12           | 17  | .706  | 5   | 19  | 24  | 2.7  | 22   | 1 | 12  | 10  | 4  | 8       | 57  | 6.3  |  |
| 11             | Jalen Graham      | 6     | 0 | 42  | 7.0  | 14        | 22  | .636 | 0         | 1   | .000 | 3            | 5   | .600  | 7   | 11  | 18  | 3.0  | 5    | 0 | 2   | 7   | 0  | 1       | 31  | 5.2  |  |
| 22             | Makhel Mitchell   | 7     | 0 | 59  | 8.4  | 10        | 15  | .667 | 0         | 0   | .000 | 4            | 7   | .571  | 3   | 15  | 18  | 2.6  | 7    | 0 | 4   | 3   | 6  | 4       | 24  | 3.4  |  |
| 20             | Kamani Johnson    | 7     | 1 | 85  | 12.1 | 4         | 10  | .400 | 0         | 0   | .000 | 10           | 17  | .588  | 9   | 11  | 20  | 2.9  | 11   | 0 | 0   | 5   | 1  | 6       | 18  | 2.6  |  |
| 5              | Joseph Pinion     | 7     | 0 | 23  | 3.3  | 3         | 9   | .333 | 1         | 4   | .250 | 4            | 4   | 1.000 | 1   | 4   | 5   | 0.7  | 6    | 0 | 0   | 0   | 0  | 1       | 11  | 1.6  |  |
| 23             | Derrian Ford      | 6     | 0 | 29  | 4.8  | 3         | 5   | .600 | 0         | 0   | .000 | 0            | 0   | .000  | 1   | 3   | 4   | 0.7  | 2    | 0 | 3   | 1   | 0  | 1       | 6   | 1.0  |  |
| 21             | Cade Arbogast     | 4     | 0 | 5   | 1.3  | 1         | 3   | .333 | 1         | 3   | .333 | 0            | 0   | .000  | 0   | 0   | 0   | 0.0  | 0    | 0 | 0   | 0   | 0  | 0       | 3   | 0.8  |  |
| 12             | Barry Dunning Jr. | 7     | 1 | 34  | 4.9  | 0         | 2   | .000 | 0         | 1   | .000 | 0            | 0   | .000  | 0   | 1   | 1   | 0.1  | 4    | 0 | 1   | 2   | 0  | 2       | 0   | 0.0  |  |
| 45             | Lawson Blake      | 4     | 0 | 6   | 1.5  | 0         | 1   | .000 | 0         | 0   | .000 | 0            | 0   | .000  | 1   | 1   | 2   | 0.5  | 0    | 0 | 0   | 1   | 0  | 0       | 0   | 0.0  |  |
| TEAM.....      |                   |       |   |     |      |           |     |      |           |     |      |              |     |       |     | 11  | 17  | 28   | 3.1  | 0 |     | 4   |    |         |     | 0    |  |
| ARKANSAS.....  |                   | 9     |   |     |      | 254       | 528 | .481 | 46        | 149 | .309 | 150          | 207 | .725  | 82  | 250 | 332 | 36.9 | 159  | 2 | 122 | 123 | 42 | 87      | 704 | 78.2 |  |
| Opponents..... |                   | 9     |   |     |      | 196       | 496 | .395 | 49        | 173 | .283 | 116          | 167 | .695  | 70  | 213 | 283 | 31.4 | 166  | - | 83  | 163 | 19 | 55      | 557 | 61.9 |  |

|                   |     |     |    |       |
|-------------------|-----|-----|----|-------|
| SCORE BY PERIODS: | 1st | 2nd | OT | Total |
| Arkansas          | 295 | 398 | 11 | 704   |
| Opponents         | 273 | 277 | 7  | 557   |

|                    |     |     |       |
|--------------------|-----|-----|-------|
| DEADBALL REBOUNDS: | OFF | DEF | TOTAL |
| Arkansas           | 32  | 4   | 36    |
| Opponents          | 27  | 4   | 31    |

## ARKANSAS RAZORBACKS IN MAUI

| No.       | Player             |       |        |      | Total  |       | 3-Point  |      | F-Throw |       | Rebounds |     |     |      |    |    |    |    |     |     |     |      |
|-----------|--------------------|-------|--------|------|--------|-------|----------|------|---------|-------|----------|-----|-----|------|----|----|----|----|-----|-----|-----|------|
|           |                    | GP-GS | MIN    | AVG  | FG-FGA | FG%   | 3FG-3FGA | 3FG% | FT-FTA  | FT%   | OFF      | DEF | TOT | AVG  | PF | DQ | A  | TO | BLK | STL | PTS | AVG  |
| 0         | BLACK, Anthony     | 3-3   | 111:53 | 37.3 | 22-40  | .550  | 4-10     | .400 | 19-22   | .864  | 5        | 9   | 14  | 4.7  | 8  | 0  | 13 | 11 | 0   | 5   | 67  | 22.3 |
| 1         | COUNCIL IV, Ricky  | 3-3   | 116:03 | 38.7 | 21-51  | .412  | 5-16     | .313 | 11-15   | .733  | 3        | 6   | 9   | 3.0  | 7  | 0  | 10 | 8  | 0   | 8   | 58  | 19.3 |
| 2         | BRAZILE, Trevon    | 3-0   | 85:53  | 28.6 | 13-30  | .433  | 6-15     | .400 | 6-11    | .545  | 1        | 16  | 17  | 5.7  | 11 | 1  | 2  | 4  | 3   | 4   | 38  | 12.7 |
| 22        | MITCHELL, Makhel   | 3-0   | 41:15  | 13.8 | 9-11   | .818  | 0-0      | .000 | 4-7     | .571  | 1        | 11  | 12  | 4.0  | 5  | 0  | 3  | 1  | 6   | 2   | 22  | 7.3  |
| 20        | JOHNSON, Kamani    | 1-0   | 19:06  | 19.1 | 2-2    | 1.000 | 0-0      | .000 | 3-5     | .600  | 4        | 3   | 7   | 7.0  | 3  | 0  | 0  | 1  | 0   | 2   | 7   | 7.0  |
| 13        | WALSH, Jordan      | 3-3   | 97:25  | 32.5 | 6-18   | .333  | 3-9      | .333 | 4-6     | .667  | 3        | 7   | 10  | 3.3  | 10 | 0  | 6  | 5  | 1   | 2   | 19  | 6.3  |
| 4         | DAVIS, Davonte     | 3-3   | 87:22  | 29.1 | 5-17   | .294  | 1-9      | .111 | 2-2     | 1.000 | 1        | 4   | 5   | 1.7  | 8  | 0  | 8  | 2  | 0   | 1   | 13  | 4.3  |
| 11        | GRAHAM, Jalen      | 2-0   | 08:16  | 4.1  | 4-5    | .800  | 0-0      | .000 | 0-0     | .000  | 1        | 0   | 1   | 0.5  | 1  | 0  | 0  | 1  | 0   | 0   | 8   | 4.0  |
| 15        | MITCHELL, Makhi    | 3-3   | 37:19  | 12.4 | 3-5    | .600  | 0-0      | .000 | 3-4     | .750  | 4        | 6   | 10  | 3.3  | 7  | 0  | 1  | 4  | 1   | 2   | 9   | 3.0  |
| 23        | FORD, Derrian      | 1-0   | 03:58  | 4.0  | 1-1    | 1.000 | 0-0      | .000 | 0-0     | .000  | 0        | 0   | 0   | 0.0  | 1  | 0  | 0  | 0  | 0   | 0   | 2   | 2.0  |
| 5         | PINION, Joseph     | 2-0   | 04:06  | 2.0  | 0-1    | .000  | 0-0      | .000 | 2-2     | 1.000 | 0        | 2   | 2   | 1.0  | 2  | 0  | 0  | 0  | 0   | 0   | 2   | 1.0  |
| 45        | BLAKE, Lawson      | 1-0   | 00:54  | 0.9  | 0-0    | .000  | 0-0      | .000 | 0-0     | .000  | 0        | 0   | 0   | 0.0  | 0  | 0  | 0  | 0  | 0   | 0   | 0   | 0.0  |
| 12        | DUNNING JR., Barry | 2-0   | 10:35  | 5.3  | 0-0    | .000  | 0-0      | .000 | 0-0     | .000  | 0        | 0   | 0   | 0.0  | 1  | 0  | 0  | 1  | 0   | 1   | 0   | 0.0  |
| 21        | ARBOGAST, Cade     | 1-0   | 00:54  | 0.9  | 0-0    | .000  | 0-0      | .000 | 0-0     | .000  | 0        | 0   | 0   | 0.0  | 0  | 0  | 0  | 0  | 0   | 0   | 0   | 0.0  |
| Team      |                    |       |        |      |        |       |          |      |         |       | 3        | 9   | 12  |      |    |    | 3  |    |     |     |     |      |
| Total     |                    | 3     | 625    |      | 86-181 | .475  | 19-59    | .322 | 54-74   | .730  | 26       | 73  | 99  | 33.0 | 64 | 1  | 43 | 41 | 11  | 27  | 245 | 81.7 |
| Opponents |                    | 3     | 625    |      | 74-159 | .465  | 13-44    | .295 | 57-77   | .740  | 19       | 74  | 93  | 31.0 | 55 | 2  | 29 | 54 | 6   | 18  | 218 | 72.7 |

### Score by Periods

| Team      | 1st | 2nd | OT | TOT |
|-----------|-----|-----|----|-----|
| Arkansas  | 96  | 138 | 11 | 245 |
| Opponents | 103 | 108 | 7  | 218 |

# 2022-23 ARKANSAS RAZORBACKS GAME HIGHS AND LEADERS

| Opponent         | DATE     | SCORE | RESULT | POINTS              | REBOUNDS                            | ASSISTS                         | STEALS   | BLOCKED SHOTS  |
|------------------|----------|-------|--------|---------------------|-------------------------------------|---------------------------------|--|--|
| NORTH DAKOTA ST. | 11/07/22 | 76-58 | W      | 22-Ricky Council IV | 12-Trevon Brazile                   | 3-Jordan Walsh<br>Anthony Black | 3-Makhi Mitchell<br>Anthony Black                      | 1-Ricky Council IV<br>Davonte Davis<br>Trevon Brazile<br>Anthony Black |
| FORDHAM          | 11/11/22 | 74-48 | W      | 15-Ricky Council IV | 8-Trevon Brazile                    | 7-Ricky Council IV              | 3-Makhi Mitchell<br>Davonte Davis                      | 2-Makhi Mitchell   |
| SOUTH DAKOTA ST. | 11/16/22 | 71-56 | W      | 19-Ricky Council IV | 10-Trevon Brazile                   | 5-Anthony Black                 | 4-Anthony Black  | 2-Trevon Brazile   |
| vs Louisville    | 11/21/22 | 80-54 | W      | 26-Anthony Black    | 6-Makhi Mitchell<br>Makhel Mitchell | 6-Anthony Black                 | 4-Ricky Council IV                                     | 2-Makhel Mitchell  |
| vs Creighton     | 11/22/22 | 87-90 | L      | 26-Anthony Black    | 6-Trevon Brazile<br>Anthony Black   | 6-Anthony Black                 | 2-Anthony Black<br>Ricky Council IV                    | 3-Trevon Brazile   |
| vs San Diego St. | 11/23/22 | 78-74 | WOT    | 20-Trevon Brazile   | 9-Trevon Brazile                    | 4-Ricky Council IV              | 2-Trevon Brazile<br>Kamani Johnson<br>Ricky Council IV | 2-Makhel Mitchell  |
| TROY             | 11/28/22 | 74-61 | W      | 27-Ricky Council IV | 9-Makhi Mitchell                    | 3-Anthony Black                 | 2-Anthony Black<br>Jordan Walsh<br>Trevon Brazile      | 3-Makhi Mitchell   |
| SAN JOSE ST.     | 12/03/22 | 99-58 | W      | 23-Trevon Brazile   | 6-Jalen Graham                      | 6-Anthony Black                 | 3-Ricky Council IV                                     | 2-Trevon Brazile   |
| UNC GREENSBORO   | 12/06/22 | 65-58 | W      | 22-Nick Smith Jr.   | 14-Makhi Mitchell                   | 3-Nick Smith Jr.                | 3-Davonte Davis  | 4-Makhi Mitchell   |

| LED TEAM IN POINTS<br>(including ties) |   | LED TEAM IN REBS<br>(including ties) |   | LED TEAM IN ASSISTS<br>(including ties) |   | LED TEAM IN STEALS<br>(including ties) |   | LED TEAM IN BLKS<br>(including ties) |   |
|--|---|--------------------------------------|---|---|---|--|---|--------------------------------------|---|
| Council                                | 4 | Brazile                              | 5 | Black                                   | 6 | Black                                  | 5 | Brazile                              | 4 |
| Black                                  | 3 | Khi Mitchell                         | 3 | Council                                 | 2 | Council                                | 4 | Khi Mitchell                         | 3 |
| Smith                                  | 1 | Black                                | 1 | Smith                                   | 1 | Khi Mitchell                           | 2 | Khel Mitchell                        | 2 |
| Brazile                                | 1 | Khel Mitchell                        | 1 | Walsh                                   | 1 | Davis                                  | 2 | Black                                | 1 |
|  |   | Graham                               | 1 |   |   | Johnson                                | 1 | Council                              | 1 |
|  |   |                                      |   |   |   | Walsh                                  | 1 | Davis                                | 1 |
|  |   |                                      |   |   |   | Brazile                                | 1 |                                      |   |

## 2022-23 RAZORBACK GAME-BY-GAME STATISTICS

| Opponent         | Date     | Score | W/L | • TOTAL • |     |      | • 3-PTRS • |     |      |     |     |      | • REBOUNDS • |     |     |      |     |     |     |     |     |     |      |
|------------------|----------|-------|-----|-----------|-----|------|------------|-----|------|-----|-----|------|--------------|-----|-----|------|-----|-----|-----|-----|-----|-----|------|
|                  |          |       |     | FG        | FGA | Pct  | 3FG        | FGA | Pct  | FT  | FTA | Pct  | Off          | Def | Tot | Avg  | PF  | A   | TO  | Blk | Stl | Pts | Avg  |
| NORTH DAKOTA ST. | 11/07/22 | 76-58 | W   | 28        | 57  | .491 | 4          | 10  | .400 | 16  | 23  | .696 | 6            | 34  | 40  | 40.0 | 19  | 10  | 11  | 4   | 11  | 76  | 76.0 |
| FORDHAM          | 11/11/22 | 74-48 | W   | 30        | 65  | .462 | 2          | 16  | .125 | 12  | 18  | .667 | 16           | 22  | 38  | 39.0 | 19  | 17  | 13  | 4   | 13  | 74  | 75.0 |
| SOUTH DAKOTA ST. | 11/16/22 | 71-56 | W   | 28        | 61  | .459 | 7          | 22  | .318 | 8   | 15  | .533 | 9            | 33  | 42  | 40.0 | 19  | 17  | 20  | 4   | 14  | 71  | 73.7 |
| vs Louisville    | 11/21/22 | 80-54 | W   | 29        | 51  | .569 | 8          | 22  | .364 | 14  | 19  | .737 | 6            | 22  | 28  | 37.0 | 23  | 20  | 16  | 3   | 10  | 80  | 75.2 |
| vs Creighton     | 11/22/22 | 87-90 | L   | 33        | 70  | .471 | 8          | 20  | .400 | 13  | 17  | .765 | 10           | 21  | 31  | 35.8 | 21  | 15  | 9   | 5   | 8   | 87  | 77.6 |
| vs San Diego St. | 11/23/22 | 78-74 | Wot | 24        | 60  | .400 | 3          | 17  | .176 | 27  | 38  | .711 | 10           | 30  | 40  | 36.5 | 20  | 8   | 16  | 3   | 9   | 78  | 77.7 |
| TROY             | 11/28/22 | 74-61 | W   | 27        | 51  | .529 | 3          | 11  | .273 | 17  | 23  | .739 | 10           | 23  | 33  | 36.0 | 12  | 4   | 15  | 5   | 8   | 74  | 77.1 |
| SAN JOSE ST.     | 12/03/22 | 99-58 | W   | 37        | 59  | .627 | 8          | 13  | .615 | 17  | 21  | .810 | 7            | 26  | 33  | 35.6 | 12  | 22  | 11  | 5   | 8   | 99  | 79.9 |
| UNC GREENSBORO   | 12/06/22 | 65-58 | W   | 18        | 54  | .333 | 3          | 18  | .167 | 26  | 33  | .788 | 8            | 39  | 47  | 36.9 | 14  | 9   | 12  | 9   | 6   | 65  | 78.2 |
| Arkansas         |          | 704   |     | 254       | 528 | .481 | 46         | 149 | .309 | 150 | 207 | .725 | 82           | 250 | 332 | 36.9 | 159 | 122 | 123 | 42  | 87  | 704 | 78.2 |
| Opponents        |          | 557   |     | 196       | 496 | .395 | 49         | 173 | .283 | 116 | 167 | .695 | 70           | 213 | 283 | 31.4 | 166 | 83  | 163 | 19  | 55  | 557 | 61.9 |

Games played: 9  
 Points/game: 78.2  
 FG Pct: 48.1  
 3FG Pct: 30.9  
 FT Pct: 72.5

Rebounds/game: 36.9  
 Assists/game: 13.6  
 Turnovers/game: 13.7  
 Assist/turnover ratio: 1.0  
 Steals/game: 9.7  
 Blocks/game: 4.7

## 2022-23 OPPONENT GAME-BY-GAME STATISTICS

| Opponent         | Date     | Score | W/L | • TOTAL • |     |      | • 3-PTRS • |     |      | • REBOUNDS • |     |      |     | PF  | A   | TO   | Blk | Stl | Pts | Avg |     |     |      |
|------------------|----------|-------|-----|-----------|-----|------|------------|-----|------|--------------|-----|------|-----|-----|-----|------|-----|-----|-----|-----|-----|-----|------|
|                  |          |       |     | FG        | FGA | Pct  | 3FG        | FGA | Pct  | FT           | FTA | Pct  | Off |     |     |      |     |     |     |     | Def | Tot | Avg  |
| NORTH DAKOTA ST. | 11/07/22 | 76-58 | W   | 19        | 56  | .339 | 5          | 21  | .238 | 15           | 23  | .652 | 7   | 28  | 35  | 35.0 | 16  | 7   | 14  | 2   | 5   | 58  | 58.0 |
| FORDHAM          | 11/11/22 | 74-48 | W   | 17        | 45  | .378 | 4          | 17  | .235 | 10           | 17  | .588 | 9   | 20  | 29  | 32.0 | 17  | 7   | 30  | 0   | 4   | 48  | 53.0 |
| SOUTH DAKOTA ST. | 11/16/22 | 71-56 | W   | 18        | 56  | .321 | 3          | 16  | .188 | 17           | 20  | .850 | 6   | 26  | 32  | 32.0 | 14  | 9   | 20  | 2   | 8   | 56  | 54.0 |
| vs Louisville    | 11/21/22 | 80-54 | W   | 16        | 44  | .364 | 4          | 12  | .333 | 18           | 25  | .720 | 7   | 17  | 24  | 30.0 | 16  | 4   | 22  | 1   | 4   | 54  | 54.0 |
| vs Creighton     | 11/22/22 | 87-90 | L   | 31        | 53  | .585 | 7          | 14  | .500 | 21           | 29  | .724 | 5   | 30  | 35  | 31.0 | 16  | 17  | 17  | 3   | 5   | 90  | 61.2 |
| vs San Diego St. | 11/23/22 | 78-74 | Wot | 27        | 62  | .435 | 2          | 18  | .111 | 18           | 23  | .783 | 7   | 27  | 34  | 31.5 | 23  | 8   | 15  | 2   | 9   | 74  | 63.3 |
| TROY             | 11/28/22 | 74-61 | W   | 24        | 56  | .429 | 9          | 28  | .321 | 4            | 8   | .500 | 10  | 16  | 26  | 30.7 | 19  | 10  | 18  | 3   | 6   | 61  | 63.0 |
| SAN JOSE ST.     | 12/03/22 | 99-58 | W   | 23        | 57  | .404 | 6          | 19  | .316 | 6            | 11  | .545 | 11  | 18  | 29  | 30.5 | 19  | 8   | 18  | 3   | 6   | 58  | 62.4 |
| UNC GREENSBORO   | 12/06/22 | 65-58 | W   | 21        | 67  | .313 | 9          | 28  | .321 | 7            | 11  | .636 | 8   | 31  | 39  | 31.4 | 26  | 13  | 9   | 3   | 8   | 58  | 61.9 |
| Opponents        |          | 557   |     | 196       | 496 | .395 | 49         | 173 | .283 | 116          | 167 | .695 | 70  | 213 | 283 | 31.4 | 166 | 83  | 163 | 19  | 55  | 557 | 61.9 |
| Arkansas         |          | 704   |     | 254       | 528 | .481 | 46         | 149 | .309 | 150          | 207 | .725 | 82  | 250 | 332 | 36.9 | 159 | 122 | 123 | 42  | 87  | 704 | 78.2 |

Games played: 9

Points/game: 61.9

FG Pct: 39.5

3FG Pct: 28.3

FT Pct: 69.5

Rebounds/game: 31.4

Assists/game: 9.2

Turnovers/game: 18.1

Assist/turnover ratio: 0.5

Steals/game: 6.1

Blocks/game: 2.1

# ARKANSAS RAZORBACKS

## 2022-23 GAME-BY-GAME POINTS-ASSISTS-REBOUNDS

|               |          |       |     | 0      | 1       | 2       | 3       | 4       | 5      | 11     | 12      | 13     | 15       | 20      | 21       | 22       | 23    | 45    |
|---------------|----------|-------|-----|--------|---------|---------|---------|---------|--------|--------|---------|--------|----------|---------|----------|----------|-------|-------|
| Opponent      | Date     | Score | WL  | Black  | Council | Brazile | Smith   | Davis   | Pinion | Graham | Dunning | Walsh  | Mitchell | Johnson | Arbogast | Mitchell | Ford  | Blake |
| N. DAK ST     | 11/07/22 | 74-61 | W   | 3-7-3  | 22-3-2  | 21-12-1 | DNP-inj | 18-6-0  | 0-0-0  | DNP    | 0-0-0   | 4-2-3  | 8-4-1    | 0-0-0   | DNP      | DNP      | 0-1-0 | DNP   |
| FORD          | 11/11/22 | 74-48 | W   | 10-6-0 | 15-4-7  | 8-8-1   | DNP-Inj | 7-3-5   | 2-0-0  | 10-4-1 | 0-0-0   | 12-4-1 | 8-4-2    | 0-1-0   | 0-0-0    | 0-0-0    | 2-0-0 | 0-1-0 |
| S. DAK ST     | 11/16/22 | 71-56 | W   | 5-5-5  | 19-2-2  | 13-10-2 | DNP-Inj | 13-2-3  | 2-0-0  | 2-6-0  | 0-0-0   | 10-1-1 | 5-4-3    | 2-4-0   | 0-0-0    | 0-3-1    | 0-3-0 | 0-1-0 |
| vs LOU        | 11/21/22 | 80-54 | W   | 26-3-6 | 15-3-3  | 1-2-0   | DNP-Inj | 2-0-5   | 2-2-0  | 8-1-0  | 0-0-0   | 7-2-2  | 5-6-1    | DNP     | 0-0-0    | 12-6-3   | 2-0-0 | 0-0-0 |
| vs CU         | 11/22/22 | 87-90 | L   | 26-6-6 | 24-3-3  | 17-6-2  | DNP-Inj | 9-3-2   | 0-0-0  | DNP    | DNP     | 5-3-2  | 2-1-0    | DNP     | DNP      | 4-3-0    | DNP   | DNP   |
| vs S DIEGO ST | 11/23/22 | 78-74 | WOT | 15-5-1 | 19-3-4  | 20-9-0  | DNP-Inj | 2-2-1   | DNP    | 0-0-0  | 0-0-0   | 7-5-2  | 2-3-0    | 7-7-0   | DNP      | 6-3-0    | DNP   | DNP   |
| TROY          | 11/28/22 | 74-61 | W   | 14-8-3 | 27-3-0  | 3-0-1   | 0-1-0   | DNP     | 0-1-0  | DNP    | 0-0-0   | 6-4-0  | 14-9-0   | 8-3-0   | DNP      | 2-2-0    | DNP   | DNP   |
| SJSU          | 12/03/22 | 99-58 | W   | 8-4-6  | 17-3-1  | 23-5-2  | 16-1-5  | 0-1-3   | 5-2-0  | 11-6-1 | 0-1-1   | 6-3-0  | 8-4-0    | 0-0-0   | 3-0-0    | 0-1-0    | 2-0-3 | 0-0-0 |
| UNCG          | 12/06/22 | 65-58 | W   | 11-5-2 | 8-3-2   | 0-2-0   | 22-4-3  | 10-10-0 | DNP    | 0-1-0  | DNP     | 0-0-1  | 13-14-1  | 1-5-0   | DNP      | DNP      | 0-0-0 | DNP   |

# ARKANSAS RAZORBACKS

## 2022-23 STARTING LINEUPS

| Date    | Opponent      |       |         |         |         |              | 1st SUB(S) | Outcome       | RECORD BY LINEUP: |         |         |         |              |     | RECORD BY STARTER                     |   |     |
|---------|---------------|-------|---------|---------|---------|--------------|------------|---------------|-------------------|---------|---------|---------|--------------|-----|---------------------------------------|---|-----|
| Nov. 7  | N. DAK ST     | Black | Davis   | Council | Johnson | Khi Mitchell | Brazile    | W, 76-58      | Black             | Davis   | Council | Johnson | Khi Mitchell | 1-0 | Black                                 | 9 | 8-1 |
| Nov. 11 | FORDHAM       | Black | Davis   | Council | Walsh   | Khi Mitchell | Brazile    | W, 74-48      | Black             | Davis   | Council | Walsh   | Khi Mitchell | 4-1 | Council                               | 9 | 8-1 |
| Nov. 16 | S. DAK ST     | Black | Davis   | Council | Walsh   | Khi Mitchell | Brazile    | W, 71-56      | Black             | Dunning | Council | Walsh   | Khi Mitchell | 1-0 | Khi Mitchell                          | 9 | 8-1 |
| Nov. 21 | vs LOU        | Black | Davis   | Council | Walsh   | Khi Mitchell | Brazile    | W, 80-54      | Black             | Smith   | Council | Walsh   | Khi Mitchell | 2-0 | Walsh                                 | 8 | 7-1 |
| Nov. 22 | vs CU         | Black | Davis   | Council | Walsh   | Khi Mitchell | Brazile    | L, 90-87      |                   |         |         |         |              |     | Davis                                 | 6 | 5-1 |
| Nov. 23 | vs S DIEGO ST | Black | Davis   | Council | Walsh   | Khi Mitchell | Brazile    | W (ot), 78-74 |                   |         |         |         |              |     | Smith                                 | 2 | 2-0 |
| Nov. 28 | TROY          | Black | Dunning | Council | Walsh   | Khi Mitchell | Brazile    | W, 74-61      |                   |         |         |         |              |     | Johnson                               | 1 | 1-0 |
| Dec. 3  | SJSU          | Black | Smith   | Council | Walsh   | Khi Mitchell | Brazile    | W, 99-58      |                   |         |         |         |              |     | Dunning                               | 1 | 1-0 |
| Dec. 6  | UNCG          | Black | Smith   | Council | Walsh   | Khi Mitchell | Brazile    | W, 65-58      |                   |         |         |         |              |     | RECORD BY 1ST SUB<br>(including ties) |   |     |
|         |               |       |         |         |         |              |            |               |                   |         |         |         |              |     | Brazile                               | 9 | 8-1 |

# ARKANSAS RAZORBACKS

## 2022-23 SPECIALTY STATS (ARKANSAS/OPPONENT)

| Opponent        | Pts Off TO | Pts In Paint | 2nd Chance | Fast Break | Bench   | Ties | Lead Chng | Ark Largest Lead | Best Ark Run | Opp Largest Lead | Best Opp Run | Ark Led | Opp Led | Gm Tied |
|-----------------|------------|--------------|------------|------------|---------|------|-----------|------------------|--------------|------------------|--------------|---------|---------|---------|
| NORTH DAKOTA ST | 20 / 11    | 44 / 24      | 8 / 9      | 9 / 10     | 25 / 12 | 3    | 0         | 21 11:35 2nd     | 11-0         | -- -- --         | 10-0         | 38:10   | --      | 1:50    |
| FORDHMAN        | 30 / 15    | 54 / 20      | 13 / 2     | 11 / 2     | 22 / 17 | 1    | 1         | 26 4:11 2nd      | 12-0         | 5 19:03 1st      | 7-0          | 33:43   | 4:55    | 1:22    |
| SOUTH DAKOTA ST | 23 / 11    | 32 / 30      | 4 / 7      | 12 / 12    | 19 / 31 | 1    | 2         | 27 8:39 2nd      | 11-0         | 1 16:08 1st      | 7-0          | 27:54   | 0:17    | 1:49    |
| vs Louisville   | 29 / 19    | 38 / 16      | 3 / 2      | 15 / 9     | 25 / 29 | 0    | 0         | 27 4:29 2nd      | 17-0         | -- -- --         | 7-0          | 39:47   | --      | 0:13    |
| vs Creighton    | 21 / 3     | 42 / 42      | 15 / 5     | 16 / 13    | 21 / 3  | 10   | 10        | 2 14:25 2nd      | 6-0          | 12 1:43 1st      | 7-0          | 2:08    | 33:45   | 4:07    |
| vs San Diego St | 16 / 16    | 32 / 34      | 11 / 4     | 10 / 9     | 33 / 17 | 5    | 10        | 4 0:03 OT        | 8-0          | 13 5:56 1st      | 11-0         | 8:52    | 33:47   | 2:15    |
| TROY            | 19 / 15    | 46 / 26      | 12 / 10    | 14 / 10    | 13 / 21 | 6    | 11        | 14 1:03 2nd      | 17-0         | 7 6:06 1st       | 8-0          | 15:32   | 20:22   | 4:06    |
| SAN JOSE ST     | 32 / 12    | 52 / 30      | 6 / 10     | 23 / 2     | 44 / 4  | 4    | 12        | 41 0:20 2nd      | 11-0         | 4 4:24 1st       | 7-0          | 32:34   | 3:01    | 4:25    |
| UNC GREENSBORO  | 6 / 9      | 28 / 24      | 4 / 3      | 8 / 6      | 11 / 18 | 4    | 11        | 7 1:29 2nd       | 8-0          | 12 4:54 1st      | 11-0         | 7:47    | 29:06   | 3:07    |

□ INDICATES LARGEST LEADS / DEFICITS

**BLACK** INDICATES LARGEST UA LEAD IN A LOSS

**RED** INDICATES UA LARGEST DEFICITS IN A WIN

### CHARGES DRAWN

(Deflections • Blocks • Steals)

| Player        | 18-19 | 19-20 | 20-21 | 21-22 | 22-23 | Career |
|---------------|-------|-------|-------|-------|-------|--------|
| Black         |       |       |       |       | 3     |        |
| Brazile       |       |       |       |       | 0     |        |
| Council       |       |       |       |       | 0     |        |
| Davis         |       |       | 2     | 0     | 2     | 4      |
| Dunning       |       |       |       |       | 0     |        |
| Ford          |       |       |       |       | 0     |        |
| Graham        |       |       |       |       | 2     |        |
| Johnson       |       |       | RS    | 4     | 1     | 5      |
| Khel Mitchell |       |       |       |       | 0     |        |
| Khi Mitchell  |       |       |       |       | 0     |        |
| Pinion        |       |       |       |       | 0     |        |
| Smith         |       |       |       |       | 0     |        |
| Walsh         |       |       |       |       | 1     | 1      |

MOST IN A GAME 2022-232:

### DUNKS

(Deflections • Blocks • Steals)

| Player        | 18-19 | 19-20 | 20-21 | 21-22 | 22-23 | Career |
|---------------|-------|-------|-------|-------|-------|--------|
| Black         |       |       |       |       | 6     | 6      |
| Brazile       |       |       |       |       | 12    |        |
| Council       |       |       |       |       | 9     |        |
| Davis         |       |       | 5     | 6     | 2     | 13     |
| Dunning       |       |       |       |       | 0     |        |
| Ford          |       |       |       |       | 0     |        |
| Graham        |       |       |       |       | 1     | 1      |
| Johnson       |       |       | RS    | 2     | 0     | 2      |
| Khel Mitchell |       |       |       |       | 7     |        |
| Khi Mitchell  |       |       |       |       | 3     |        |
| Pinion        |       |       |       |       | 0     |        |
| Smith         |       |       |       |       | 0     |        |
| Walsh         |       |       |       |       | 0     |        |

MOST IN A GAME 2022-23:

- 4 **Khel Mitchell** (LOU) 11 vs Louisville  
 3 **Brazile** (SDSU); **Graham** (LOU) 6 vs Creighton

### ALLEY-OOPS

|              |                          |
|--------------|--------------------------|
| NDSU         | Brazile from Black       |
| Fordham      | Brazile from Council     |
| Louisville   | Council from Davis       |
|              | Khel Mitchell from Black |
| Creighton    | Brazile from Black       |
|              | Brazile from Walsh       |
| San Diego St | Khel Mitchell from Walsh |
|              | Brazile from Council     |
| Troy         | Brazile from Black       |
| San Jose     | Khi Mitchell from Black  |
|              | Black from Smith         |
|              | Graham from Davis        |
| UNCG         | Khi Mitchell from Smith  |

### BASKETS

|               |    |
|---------------|----|
| Brazile       | 12 |
| Black         | 6  |
| Khel Mitchell | 2  |
| Khi Mitchell  | 2  |
| Council       | 1  |
| Black         | 1  |
| Graham        | 1  |

### ASSISTS

|         |   |
|---------|---|
| Black   | 5 |
| Walsh   | 2 |
| Council | 2 |
| Davis   | 2 |
| Smith   | 2 |

## LAST TIME AN ARKANSAS PLAYER...

### • SCORING •

Scored 30 Points: 31 Stanley Umude at Georgia (02/02/22)  
Scored 40 Points: 40 Mason Jones vs Auburn (02/04/20)  
Scored 50 Points: 51 Rotnei Clarke vs. Alcorn State (11/13/09)  
**RECORD: 51 Rotnei Clarke vs. Alcorn State (11/13/09)**

### • FIELD GOALS MADE •

Made 15 Field Goals: 15 (15-21) Rotnei Clarke vs. Alcorn State (11/13/09)  
Made 20 Field Goals: 20 (2-30) Dean Tolson vs. Texas A&M (03/02/74)  
**RECORD: 20 (20-30) Dean Tolson vs. Texas A&M (03/02/74)**

### • FIELD GOALS ATTEMPTED •

Attempted 20 Field Goals: 20 (7-20) JD Notae Auburn (02/08/22)  
Attempted 25 Field Goals: 26 (11-26) JD Notae vs Mercer (11/09/21)  
**RECORD: 30 (20-30) Dean Tolson vs. Texas A&M (03/02/74)**

### • FIELD GOAL PERCENTAGE •

Shot 100% FG (Min. 7 att): Daniel Gafford (7-7) at Texas Tech (01/26/19)  
**RECORD (min 8 att): 100% 8x - Best: Daryll Saulsberry (10-10) 1975**

### • 3-POINTERS MADE •

Made 7 3-pointers: 8 (8-11) Mason Jones at Texas A&M (03/07/20)  
Made 10 3-pointers: 10 (10-13) by Isaiah Joe vs. FIU (12/01/18)  
Made 11-Plus 3-pointers: 13 (13-17) by Rotnei Clarke vs. Alcorn State (11/13/09)  
**RECORD: 13 (13-17) by Rotnei Clarke vs. Alcorn State (11/13/09) (SEC record)**

### • 3-POINTERS ATTEMPTED •

Attempted 15 3-Pointers: 15 (6-15) Isaiah Joe at Texas A&M (03/07/20)  
Attempted 20 3-Pointers: 24 (10-24) Pat Bradley vs. North Texas (12/30/98)  
**RECORD: 24 (10-24) Pat Bradley vs. North Texas (12/30/98) (SEC record)**

### • FREE THROWS MADE •

Made 10 Free Throws: 10 JD Notae (10-13) vs LSU (03/11/22)  
Made 15 Free Throws: 16 (16-19) Moses Moody vs Alabama (02/24/21)  
Made 20 Plus Free Throws: 22 (22-24) Martin Terry vs. Texas A&M (01/22/72)  
**RECORD: 22 (22-24) by Martin Terry vs. Texas A&M (01/22/72)**

### • FREE THROWS ATTEMPTED •

Attempted 15 Free Throws: 19 (16-19) Mason Jones vs Tennessee (02/26/20)  
Attempted 20 Free Throws: 21 (18-21) Moses Moody vs Alabama (02/24/21)  
Attempted 24 Plus Free Throws: 24 (22-24) Martin Terry vs. Texas A&M (01/22/72)  
**RECORD: 24 (22-24) Martin Terry vs. Texas A&M (01/22/72)**

### • FREE THROW PERCENTAGE •

Shot 100% FT (min 10 att): Chris Lykes (12-12) vs Elon (12/21/21)  
**RECORD (min. 11 att): 9x - Best: Tommy Boyer (18-18) in 1963**

### • REBOUNDS •

Grabbed 15-19 Rebounds: 15 Jaylin Williams vs New Mexico State (03/19/22)  
Grabbed 20-Plus Rebounds: 23 Nick Davis vs. Jackson State (11/21/97)  
**RECORD: 23 by Nick Davis vs. Jackson State (11/21/97)**  
• Grabbed 10 Offensive Rebounds: 111 Justin Smith vs Oral Roberts (03/27/21)  
• **Grabbed 10 Defensive Rebounds: 14 Khi Mitchell & Devo Davis vs UNCG (12/06/22)**

### • ASSISTS •

Had 10 Assists: 10 by Jalen Tate vs Georgia (01/09/21)  
Had 15 Assists: 15 by Dontell Jefferson vs. Portland State (11/18/05)  
**RECORD: 15 by Dontell Jefferson vs. Portland State (11/18/05)**

### • STEALS •

Had 5 Steals: 5 Davonte Davis vs Auburn (02/08/22)  
Had 6-7 Steals: 6 Jaylin Williams vs Texas A&M (01/22/22)  
Had 8-9 Steals: 8 JD Notae vs New Mexico State (03/19/22)  
**RECORD: 9 by Robert Shepard at Arizona (12/06/92)**

### • BLOCKED SHOTS •

Had 5 Blocks: 5 Connor Vanover at Oklahoma State (01/30/21)  
Had 6-9 Blocks: 6 Connor Vanover vs North Texas (11/28/20)  
Had 10 Blocks: 10 Steven Hill vs. Texas State (12/06/05)  
**RECORD: 10 Steven Hill vs. Texas St. (12/06/05) & Oliver Miller vs. Texas (02/04/90)**

### • TURNOVERS •

Committed 5-9 Turnovers: 6 JD Notae vs New Mexico State (03/19/22)  
Committed 10 Plus Turnovers: 10 Courtney Fortson at South Carolina (02/21/09)

### • MINUTES PLAYED •

**39 Minutes (Regulation): 39:04 Davonte Davis vs North Dakota State (11/07/22)**  
**40 Minutes (Regulation): 40:00 Anthony Black (11/28/22)**  
**40 Minutes (OT): 2 vs San Diego St (11/23/22) – Council (41:03) – Brazile (40:05)**  
45 Plus Minutes: 47 by BJ Young vs. Auburn (01/16/13)

### • MISCELLANEOUS •

**2 Players Scored 20+ Pts In Same Game: Anthony Black (26) & Ricky Council IV (24) vs Creighton (11/22/22)**  
3 Players Scored 20+ Pts in Same Game: at South Carolina (03/02/20)  
Moses Moody (28), Justin Smith (22) and JD Notae (21)  
2 Players Scored 20+ Pts In Back-To-Back Gms: Mason Jones (37/26) & Isaiah Joe (22/26) vs Tennessee (02/26/20) and at Georgia (02/29/20)  
2 Players Scored 20+ Pts In 3 Straight: Mason Jones (41/20/21) & Isaiah Joe (20/21/24) vs Tulsa (12/14/19), Valpo (12/21/19) and Indiana (12/29/19)  
8 Players Scored in Double Digits: Mississippi Valley State (11/25/20)  
Connor Vanover (25), Desi Sills (19), Moses Moody (16), Vance Jackson (15), Khalel Robinson (15), Justin Smith (13), JD Notae (13), Jalen Tate (12)  
Scored 20 or More Points in Five-Plus Consecutive Games: (5) by Mason Jones 37, 26, 36, 30, 22 (02/26/20 to 03/11/20)  
Scored 20 or More Points in 10-Plus Consecutive Games: (11) by Todd Day 20, 23, 26, 26, 22, 31, 23, 21, 27, 21, 20 (12/01/90 to 01/12/91)  
Scored 30 or More Points in 3 Straight Games: Mason Jones (only Razorback) 34 vs. S. Carolina (01/29/20), 30 at Alabama (02/01/20), 40 vs Auburn (02/04/20)  
Most Points in Back-To-Back Games: 82 by Martin Terry 35 at TCU (02/20/73) and 47 vs. SMU (02/24/73)  
Consecutive Free Throws Made: 48 by Ricky Medlock (20 gms; 12/21/74 to 03/04/75)  
**Double-Double: Pts/Rebs: Khi Mitchell (13 & 14) and Devo Davis (10 & 10) vs UNCG (12/06/22)**  
Double-Double: Pts/Assists: Jalen Tate (15 & 10) vs Georgia (01/09/21)  
**Two Players with Double-Double in Same Game: vs UNC Greensboro (12/06/22) Khi Mitchell (13 pts & 14 rebs) and Devo Davis (10 pts & 10 rebs)**  
5 Straight Double-Doubles: (7) Jaylin Williams 13 & 11 vs AUB; 22 & 10 at BAMA; 13 & 11 at MIZ; 13 & 16 vs TENN; 15 & 10 at FLA; 16 & 12 vs UK; 19 & 10 vs LSU  
3+ Straight Double-Doubles in SEC: (5) Jaylin Williams (AUB/@Bama/@MIZ/TEN/@FLA/UK/LSU)  
Most Consecutive Double-Doubles: 9 by Dean Tolson (1973-74) and 6 by Derek Hood (1998-99)  
Three Players with Double-Double in Same Game: vs Alabama (01/16/10) – Marshawn Powell 18 pts, 10 rebs, Mike Washington (17 pts, 13 rebs) and Courtney Fortson (12 pts, 10 assists)  
Had 5-Plus Assists in 5-Plus Consecutive Games: (6) by Jalen Harris 11, 6, 10, 12, 7, 10 (11/21/81 thru 12/15/18)  
Had 10 or More Assists in Back-to-Back Games: Jalen Harris 10 vs. FIU (12/01/18) and 12 at Colorado State (12/05/18)  
Three-Plus Players with 5-Plus Assists in a Game: vs. Montana State (11/21/18) Jalen Harris (11), Isaiah Joe (5) and Desi Sills (5)  
Had 5 or More Steals in Back-to-Back Games: Ronnie Brewer 5 vs. Western Illinois (01/01/06) and 5 vs. Mississippi State (01/07/06)

## LAST TIME AN OPPONENT PLAYER...

### • SCORING •

Scored 30 Points: 31 Oscar Tshiebwe vs Kentucky (02/26/22)  
Scored 40 Points: 45 Jodie Meeks vs. Kentucky (02/14/09)  
Scored 50 Points: 56 Oscar Robertson vs. Cincinnati (03/15/58) **(most on record)**

### • FIELD GOALS MADE •

Made 15 Field Goals: 17 (17-24) Jodie Meeks vs. Kentucky (02/14/09)  
Made 20 Field Goals: 21 Oscar Robertson vs. Cincinnati (03/15/58) **(most on record)**

### • FIELD GOALS ATTEMPTED •

**Attempted 20 Field Goals: 20 (9-20) Matt Bradley (11/23/22)**  
Attempted 25 Field Goals: 28 (11-28) Devan Downey vs. South Carolina (02/17/10)

### • FIELD GOAL PERCENTAGE •

Shot 100% FG (Min. 7 att): Adam Wing (8-8) vs. Evansville (12/08/15)

### • 3-POINTERS MADE •

Made 7 3-pointers: 7 (7-15) Tyler Hall vs. Montana State (11/21/18)  
Made 10 3-pointers: 10 (10-19) Lance Weems at Auburn (01/06/96)

### • 3-POINTERS ATTEMPTED •

Attempted 15 3-pointers: 15 (7-15) Tyler Hall vs. Montana State (11/21/18)  
Attempted 20 3-pointers: 22 (5-22) Jeff Fryer vs. Loyola Marymount (03/16/89)

### • FREE THROWS MADE •

**Made 10 Free Throws: 10 (10-12) Ryan Nembhard vs Creighton (11/22/22)**  
Made 15 Free Throws: 15 (15-17) Keyontae Johnson at Florida (02/18/20)

### • FREE THROWS ATTEMPTED •

Attempted 15 Free Throws: 15 (12-15) Xavier Pinson (01/02/21)  
Attempted 20 Free Throws: 24 (18-24) Frank Williams vs. Illinois (12/08/01)

### • FREE THROW PERCENTAGE •

Shot 100% FT (min 10 att): 14-14 Grant Williams at Tennessee (01/15/19)

### • REBOUNDS •

Grabbed 15-19 Rebounds: 18 Oscar Tshiebwe vs Kentucky (02/26/22)  
Grabbed 20 Rebounds: 20 Antonio McDyess vs. Alabama (03/11/95)  
• Grabbed 10 Offensive Rebounds: 11 Tyler Davis at Texas A&M (01/30/18)  
• Grabbed 10 Defensive Rebounds: 10 Oscar Tshiebwe vs Kentucky (02/26/22)

### • ASSISTS •

Had 10 Assists: 11 Tremont Waters vs. LSU (01/12/19)  
Had 13 Assists: 13 Chuck Evans at Mississippi State (01/27/93) **(on record)**

### • STEALS •

Had 5 Steals: 6 Alpha Diallo at Providence (03/19/19)  
Had 8 Steals: 8 Terry Conerway vs. Texas State (12/21/02)

### • BLOCKED SHOTS •

Had 6-9 Blocks: 7 Walker Kessler vs Auburn (02/08/22)  
Had 10 Plus Blocks: 10 P.J. Roberson vs. Grambling State (11/26/11)

### • TURNOVERS •

Committed 7-9 Turnovers: 7 Wendell Green Jr vs Auburn (02/08/22)  
Committed 10 Plus Turnovers: 12 Devin Gibson vs. UTA (12/12/07)

## LAST TIME ARKANSAS HIGHS...

### • SCORING •

Scored 100-119 Points: 101 at South Carolina (103/02/21)  
Scored 120-Plus Points: 142 vs. Mississippi Valley State (11/25/20)  
Scored 50 Points in 1st Half: 53 at Georgia (02/02/22)  
**Scored 50 Points in 2nd Half: 59 vs San Jose State (12/03/22)**  
Scored 60 or More Points in a Half: 61 (1st) vs. Miss Valley State (11/25/20)  
Scored 70 or More Points in a Half: 71 (1st) vs. Alcorn (11/13/09)  
Scored 80 or More Points in a Half: 81 (2nd) vs. Miss Valley State (11/25/20)  
Most Points in a Half: 88 (2nd) vs. U.S. International (12/09/89)

### • FIELD GOALS MADE •

Made 40 Field Goals: 40 (40-71) at Georgia (02/02/22)  
Made 50 Field Goals: 57 (57-99) vs. Troy (12/10/96)  
**RECORD: 68 (68-101) vs. U.S. International (12/09/89)**

### • FIELD GOALS ATTEMPTED •

Attempted 80 Field Goals: 86 (48-86) vs Miss Valley State (11/25/20)  
Attempted 90 Field Goals: 99 (57-99) vs. Troy (12/10/96)  
Attempted 100 Field Goals: 101 (68-101) vs. US International (12/09/89)  
**RECORD: 101 (68-101) vs. U.S. International (12/09/89)**

### • FIELD GOAL PERCENTAGE •

**Shot 60% FG: 62.7 (37-59) vs San Jose State (12/03/22)**  
Shot 70% or Better FG: 72.7 (32-44) vs. Alabama State (12/21/83)  
**RECORD: 79.4 (27-34) vs. Texas Tech (1979)**

### • 3-POINTERS MADE •

Made 15 3-pointers: 15 (15-28) at Georgia (02/02/22)  
Made 20 3-pointers: 20 (20-40) vs Miss Valley State (11/25/20)  
**RECORD: 21 (21-37) vs. Troy (12/10/96)**

### • 3-POINTERS ATTEMPTED •

Attempted 30 3-pointers: 33 (15-33) at South Carolina (02/03/21)  
Attempted 40 3-pointers: 40 (20-40) vs Miss Valley State (11/25/20)  
**RECORD: 54 (19-54) vs. North Texas (12/30/98)**

### • 3-POINT PERCENTAGE •

Shot 50% 3PT FG (min. 15 att): 53.6 (15-28) at Georgia (02/02/22)  
Shot 60% or Better 3PT FG (min. 15 att): 61.1 (11-18) at Vanderbilt (03/06/19)  
**RECORD (min. 15 att): 66.7 (16-24) vs. Mississippi State (01/09/16)**

### • FREE THROWS MADE •

**Made 20 Free Throws: 26 (26-33) vs UNC Greensboro (12/06/22)**  
Made 30 Free Throws: 36 (36-54) vs LSU (03/04/20)  
Made 40 Free Throws: 41 (41-49) at Kentucky (01/25/92)  
**RECORD: 48 (48-53) vs. Ole Miss (01/17/04)**

### • FREE THROW ATTEMPTS •

Attempted 40 Free Throws: 43 (27-43) vs Alabama (02/24/21)  
Attempted 50 Free Throws: 54 (36-54) vs LSU (03/04/20)  
Attempted 60 Free Throws: 65 vs. TCU (1955)  
**RECORD: 65 vs. TCU (1955)**

### • FREE THROW PERCENTAGE •

Shot 80% FT (min. 10 att): 88.0 (22-25) vs New Mexico State (03/19/22)  
Shot 90% or Better FT (min. 10 att): 94.4 (17-18) vs. Oklahoma (12/11/21)  
**RECORD (min 10 att): 100 3x - Best 16-16 at Kentucky (02/27/14)**

### • REBOUNDS •

**Grabbed 40 Rebounds: 47 vs UNC Greensboro (12/06/22)**  
Grabbed 50 Rebounds: 54 vs Lipscomb (12/05/20)  
Grabbed 55-Plus Rebounds: 58 vs Oral Roberts (12/20/20)  
**RECORD: 77 vs. Jackson State (01/22/02)**

### • ASSISTS •

Had 25 Assists: 26 vs Central Arkansas (12/12/20)  
Had 30 Assists: 32 vs. Jackson State (11/22/96)  
Had 40 Assists: 40 vs. Troy (12/10/96)  
**RECORD: 47 vs. U.S. International (12/09/89)**

### • STEALS •

Had 15 Steals: 16 vs Central Arkansas (12/01/21)  
Had 20 Steals: 24 vs. Maryland-Eastern Shore (01/02/01)  
Had 25 Steals: 26 vs. Louisiana-Monroe (11/25/00)  
**RECORD: 26 vs. Louisiana-Monroe (11/25/00)**

### • BLOCKED SHOTS •

Had 10 Blocks: 10 vs Elon (12/21/21)  
Had 13 Blocks: 14 vs. Georgia (01/29/19)  
Had 15 Blocks: 15 vs. South Alabama (12/30/91)  
**RECORD: 18 vs. Missouri (12/05/95)**

### • MOST TURNOVERS •

Had 25 Turnovers: 25 at South Carolina (02/21/09)  
Had 30 Turnovers: 32 vs. Providence (11/16/07)  
**RECORD: 32 vs. Providence (11/16/07)**

### • FOULS •

Committed 25 Fouls: 28 vs Missouri (01/02/21)  
Committed 30 Fouls: 32 at Missouri (02/08/20)  
**RECORD: 38 vs. Missouri (12/04/61)**

## LAST TIME ARKANSAS LOWS...

### • SCORING •

Held to 40-45 Points: 43 at Florida (01/22/11)  
Held to 46-49 Points: 46 at Mississippi State (02/09/16)  
Held to 50-55 Points: 53 vs. New Mexico State (03/19/19)  
Held to 56-59 Points: 58 vs Tennessee (02/19/22)  
Held to 19 Points or Less in a Half: 19 (1st half) at Alabama (01/16/21)

### • FIELD GOALS •

**Held to Below 20 Field Goals Made: 18 (18-54) vs UNC Greensboro (12/06/22)**

### • FIELD GOAL PERCENTAGE •

Held to 20-29% FG: 27.5 (14-51) vs New Mexico State (03/19/22)  
**Held to 30-35% FG: .333 (18-54) vs UNC Greensboro (12/06/22)**

### • 3-POINTERS •

Did not Make a 3-pointer: 0 (0-1) vs South Carolina (01/18/22)  
**Held to 1-2 3-PT FG Made: 2 (2-16) vs Fordham (11/11/22)**  
Attempted Single-Digit 3-pointers: 9 (6-9) vs TCU (01/25/20)

### • 3-POINT PERCENTAGE •

Shot 10% or Worse 3PT FG: 0.0 (0-11) vs South Carolina (01/18/22)  
**Shot 11-19% 3PT FG: 12.5 (2-16) vs Fordham (11/11/22)**

### • FREE THROWS •

Made Single Digit Free Throws: 4 (4-7) at Georgia (02/02/22)  
Attempted Single Digit Free Throws: 7 (4-7) at Georgia (02/02/22)

### • FREE THROW PERCENTAGE •

Shot 40-49% FT: 47.1 (8-17) vs Southern (12/09/20)  
Shot Below 40% FT: 26.7 (4-15) at Texas A&M (01/09/13)

### • REBOUNDING •

Had 19 or Fewer Rebounds: 19 at Missouri (03/05/13)  
Had 20-25 Rebounds: 25 at Texas A&M (03/07/20)

### • ASSISTS •

**Held to 6 Assists or less: 4 vs Troy (11/28/22)**

### • STEALS •

Had 0 Steals: vs Texas Tech (03/21/21) **(only time on record)**  
Had 1 Steal: 1 vs Florida (03/09/18)  
Had 2-3 Steals: 2 vs New Mexico State (3/19/22)

### • BLOCKED SHOTS •

Had No Blocked Shots: 0 vs Missouri (1/23/19)

### • FEWEST TURNOVERS •

Had 1-4 Turnovers: 4 vs Georgia (01/29/19)  
Had 5-9 Turnovers: 5 vs New Mexico State (3/19/22)

### • FOULS •

Had Single Digit Fouls: 6 vs Mercer (11/09/21)

## ARKANSAS MISCELLANEOUS...

|                       |                             |                 |
|-----------------------|-----------------------------|-----------------|
| Played in an OT game: | 11/23/22 vs San Diego State | W, 78-74 (OT)   |
| Played in a 2OT game: | 01/23/18 at Georgia         | W, 80-77 (2 OT) |
| Played in a 3OT game: | 02/09/80 vs Houston         | L, 90-84 (3 OT) |

LAST TIME AN OPPONENT HIGHS...

|   |
|---|
| • SCORING •   |
| Scored 100 Points: 106 at Tennessee (01/15/19)<br>Scored 110 Points: 117 at Ole Miss (12/10/73)<br>Scored 50 Points in 1st Half: 55 at Tennessee (01/15/19)<br>Scored 50 Points in 2nd Half: 56 vs LSU (03/04/20)<br>Scored 60 or More Points in a Half: 60 (1st half) vs. Alabama (02/28/96) |
| • FIELD GOALS MADE •  |
| Made 30 Field Goals: 31 (31-61) vs Texas A&M (03/12/22)<br>Made 40 Field Goals: 40 (40-68) by Texas (01/05/10)<br>Made 45 Field Goals: 45 (45-80) vs. Pittsburgh (12/29/86)   |
| • FIELD GOALS ATTEMPTED •   |
| Attempted 70 Field Goals: 72 (27-72) at South Carolina (03/02/20)<br>Attempted 80 Field Goals: 80 (30-80) by Auburn (02/08/22)  |
| • FIELD GOAL PERCENTAGE •   |
| Shot 60% FG: 61.1 (15-23) vs. Auburn (02/17/16)<br>Shot 65% FG: 67.7 (4-65) vs. North Carolina (03/23/08)<br>Shot 69% FG: 69.8 (37-53) at Auburn (01/14/95)   |
| • 3-POINTERS MADE •   |
| Made 15 3-pointers: 15 (15-36) at Alabama (01/16/21)<br>Made 17 3-pointers: 17 (17-37) vs UNI (11/17/21) - <b>TIES RECORD BY OPP (3x)</b>   |
| • 3-POINTERS ATTEMPTED •  |
| Attempted 30 3-pointers: 32 (8-32) vs Auburn (02/08/22)<br>Attempted 35 3-pointers: 37 (17-7) vs UNI (11/17/21)   |
| • 3-POINT PERCENTAGE •  |
| Shot 50% 3PT FG (min 15 att): 53.3 (8-15) vs Texas A&M (03/12/22)<br>Shot 60% or Better 3PT FG (min 15 att): 66.7 (12-18) at Tennessee (03/05/22)   |
| • FREE THROWS •   |
| Made 20 Free Throws: 20 (20-30) at Tennessee (03/05/22)<br>Made 30 Free Throws: 34 (34-44) at Missouri (02/08/19)<br>Made 40 Free Throws: 40 (40-50) vs. UMass (11/25/94)   |
| • FREE THROW ATTEMPTS •   |
| Attempted 35 Free Throws: 39 (26-39) vs Missouri (01/02/21)<br>Attempted 40 Free Throws: 44 (34-44) at Missouri (02/08/18)<br>Attempted 50 Free Throws: 50 (39-50) vs. South Carolina (03/11/04)  |
| • FREE THROW PERCENTAGE •   |
| Shot 80% FT (min. 10 att): .886 (19-22) vs Oklahoma (02/18/20)<br>Shot 90% or Better FT (min. 10 att): .950 (19-20) vs Texas A&M (01/22/22)<br>Shot 100% (min. 10 att): 1.000 (14-14) vs Florida (02/16/21)   |
| • REBOUNDING •  |
| Grabbed 45 Rebounds: 48 at LSU (01/13/21)<br>Grabbed 50 Rebounds: 51 vs Missouri (01/02/21)<br>Grabbed 55-Plus Rebounds: 60 vs Auburn (02/08/22)<br>• Grabbed 20 Offensive Rebounds: 24 vs Auburn (02/08/22)  |
| • ASSISTS •   |
| Had 25 Assists: 25 vs. Louisville (11/17/09)<br>Had 30 Assists: 30 at UAB (01/27/90)  |
| • STEALS •  |
| Had 15 Steals: 15 at LSU (02/24/10)<br>Had 18 Steals: 18 vs. Alcorn State (12/02/95)  |
| • BLOCKED SHOTS •   |
| Had 10 Blocks: 10 at Tennessee (01/22/14)<br>Had 13 Blocks: 13 at Mississippi State (01/14/10)  |
| • MOST TURNOVERS •  |
| Had 20 Turnovers: 22 vs Colgate (03/19/21)<br>Had 25 Turnovers: 25 vs Central Arkansas (12/01/21)<br><b>Had 30 Turnovers: 30 vs. Fordham (11/11/22)</b><br><b>MOST ON RECORD: 42 vs. Grambling (12/31/00) and Bethune-Cookman (12/02/97)</b>  |
| • FOULS •   |
| Committed 30-plus Fouls: 32 vs Alabama (02/24/21)<br><b>RECORD: 36 vs. Centenary (12/04/82)</b>   |

LAST TIME AN OPPONENT LOWS

|   |
|---|
| • SCORING •   |
| Held to 30-39 Points: 33 vs. Vanderbilt (01/12/13)<br>Held to 40-45 Points: 43 vs Missouri (01/12/22)<br><b>Held to 46-49 Points: 48 vs Fordham (11/11/22)</b><br>Held to 50-55 Points: 50 vs Lipscomb (12/05/20)<br><b>Held to 56-59 Points: 5x LAST 58 vs UNC Greensboro (12/06/22)</b><br>Held to 15 Points or Less in 1st Half: 15 vs Missouri (01/12/22)<br>Held to 18 Points or Less in 2nd Half: 18 vs Savannah State (12/12/13) |
| • FIELD GOAL PERCENTAGE •   |
| Held to 21% or Worse FG: .2097 (13-62) vs. Jackson State (11/22/02)<br>Held to 20-29% FG: .292 (14-48) vs Missouri (01/12/22)<br><b>Held to 30-35% FG: .313 (21-67) vs UNC Greensboro (12/06/22)</b>  |
| • 3-POINTERS •  |
| Did not Make a 3-pointer: 0 (0-10) by Mississippi State (02/07/15)<br>Held to 1 3-PT FG Made: 1 (1-13) vs Southern (12/09/20)<br><b>Held to 2-3 3-PT FG Made: 2 (2-18) vs San Diego State (11/23/22)</b>  |
| • 3-POINT PERCENTAGE •  |
| Shot 10% or Worse 3PT FG: 6.3 (1-16) vs Ole Miss (01/27/21)<br><b>Shot 11-16% 3PT FG: 11.1 (2-18) vs San Deigo State (01/23/22)</b><br><b>Shot 17-19% 3PT FG: 18.8 (3-16) vs South Dakota State (11/16/22)</b>  |
| • FREE THROWS •   |
| Made 1-5 Free Throws: 3 (3-8) vs Alabama (02/24/21)<br><b>Made 6-9 Free Throws: 7 (7-11) vs UNC Greensboro (12/06/22)</b>   |
| • FREE THROW ATTEMPTS •   |
| Attempted Single Digit Free Throws: 8 (3-8) vs Alabama (02/24/21)   |
| • FREE THROW PERCENTAGE •   |
| Shot Below 40% FT: 38.1 (8-21) vs. Texas State (12/22/18)<br>Shot 40-49% FT: 47.1 (8-17) vs Auburn (02/08/22)   |
| • REBOUNDING •  |
| Had 19 or Fewer Rebounds: 19 vs. Missouri-Kansas City (12/02/06)<br>Had 20-25 Rebounds: 21 vs Charlotte (12/07/21)  |
| • ASSISTS •   |
| Held 5 Assists or Fewer: 5 vs Southern (12/09/20)   |
| • STEALS •  |
| Had No Steals: 0 vs Vanderbilt (01/15/20)<br>Had 1 Steal: 1 vs Cincinnati (11/23/21)<br>Had 2-3 Steals: 2 vs Mississippi State (02/05/22)   |
| • BLOCKED SHOTS •   |
| Had No Blocked Shots: 0 vs Fordham (11/11/22)   |
| • FEWEST TURNOVERS •  |
| Had 0-5 Turnovers: 5 at Tennessee (01/06/21)<br>Had 6-9 Turnovers: 6 vs New Mexico State (3/19/22)  |
| • FOULS •   |
| Had Single Digit Fouls: 8 at Michigan (12/08/12)<br>Committed 10-14 Fouls: 14 vs UNI (11/17/21)   |

|   |  |   |  |                        |                           |           |           |           |           |  |  |  |  |  |  |
|---|--|---|--|------------------------|---------------------------|-----------|-----------|-----------|-----------|--|--|--|--|--|--|
| <b>GAME 1</b>   |  |  |  | <b>58</b>              | <b>North Dakota State</b> | <b>26</b> | <b>32</b> | <b>58</b> | <b>76</b> |  |  |  |  |  |  |
|  |  |   |  | <b>#10/10 ARKANSAS</b> |                           | <b>34</b> | <b>42</b> | <b>76</b> |           |  |  |  |  |  |  |
| Nov. 7, 2022 • Fayetteville, Ark. • Bud Walton Arena                              |  |   |  |                        |                           |           |           |           |           |  |  |  |  |  |  |

#### North Dakota St. 58 • 0-1

| #      | Player         | Total  |        | 3-Ptr  |       | Rebounds |     |    | PF | TP | A | TO | Blk | Stl | Min |
|--------|----------------|--------|--------|--------|-------|----------|-----|----|----|----|---|----|-----|-----|-----|
|        |                | FG-FGA | FG-FGA | FT-FTA | Off   | Def      | Tot |    |    |    |   |    |     |     |     |
| 04     | Grant Nelson   | f      | 5-9    | 1-2    | 6-8   | 0        | 6   | 6  | 4  | 17 | 0 | 4  | 1   | 0   | 21  |
| 23     | Andrew Morgan  | f      | 3-8    | 0-1    | 1-4   | 3        | 4   | 7  | 2  | 7  | 0 | 3  | 1   | 2   | 25  |
| 05     | Luke Yoder     | g      | 1-3    | 0-1    | 0-0   | 0        | 4   | 4  | 0  | 2  | 4 | 2  | 0   | 0   | 30  |
| 12     | Lance Waddles  | g      | 1-9    | 1-7    | 0-0   | 0        | 4   | 4  | 1  | 3  | 2 | 0  | 0   | 0   | 22  |
| 14     | Boden Skunberg | g      | 5-13   | 1-4    | 6-8   | 0        | 1   | 1  | 4  | 17 | 1 | 4  | 0   | 0   | 35  |
| 02     | Tajavis Miller |        | 1-6    | 1-3    | 0-0   | 0        | 3   | 3  | 2  | 3  | 0 | 1  | 0   | 1   | 19  |
| 11     | Jacari White   |        | 2-6    | 0-1    | 2-3   | 1        | 1   | 2  | 0  | 6  | 0 | 0  | 0   | 2   | 15  |
| 22     | Joshua Streit  |        | 0-0    | 0-0    | 0-0   | 3        | 1   | 4  | 3  | 0  | 0 | 0  | 0   | 0   | 15  |
| 33     | Sam Hastreiter |        | 1-2    | 1-2    | 0-0   | 0        | 1   | 1  | 0  | 3  | 0 | 0  | 0   | 0   | 18  |
| Team   |                |        |        |        |       | 0        | 3   | 3  |    |    |   |    |     |     |     |
| Totals |                |        | 19-56  | 5-21   | 15-23 | 7        | 28  | 35 | 16 | 58 | 7 | 14 | 2   | 5   | 200 |

FG % 1st Half: 8-26 30.8% 2nd half: 11-30 36.7% Game: 19-56 33.9% Deadball Rebounds 4  
 3FG % 1st Half: 2-12 16.7% 2nd half: 3-9 33.3% Game: 5-21 23.8%  
 FT % 1st Half: 8-12 66.7% 2nd half: 7-11 63.6% Game: 15-23 65.2%

#### Arkansas 76 • 1-0

| #      | Player            | Total  |        | 3-Ptr  |       | Rebounds |     |    | PF | TP | A  | TO | Blk | Stl | Min |
|--------|-------------------|--------|--------|--------|-------|----------|-----|----|----|----|----|----|-----|-----|-----|
|        |                   | FG-FGA | FG-FGA | FT-FTA | Off   | Def      | Tot |    |    |    |    |    |     |     |     |
| 15     | Makhi Mitchell    | f      | 4-5    | 0-0    | 0-0   | 1        | 3   | 4  | 4  | 8  | 1  | 0  | 0   | 3   | 20  |
| 20     | Kamani Johnson    | f      | 0-0    | 0-0    | 0-0   | 0        | 0   | 0  | 2  | 0  | 0  | 1  | 0   | 1   | 10  |
| 00     | Anthony Black     | g      | 1-7    | 0-0    | 1-2   | 0        | 7   | 7  | 3  | 3  | 0  | 2  | 1   | 3   | 30  |
| 01     | Ricky Council IV  | g      | 9-14   | 1-2    | 3-6   | 1        | 2   | 3  | 1  | 22 | 2  | 1  | 1   | 1   | 36  |
| 04     | Davonte Davis     | g      | 6-14   | 0-2    | 6-8   | 0        | 6   | 6  | 1  | 18 | 0  | 5  | 1   | 2   | 39  |
| 02     | Trevon Brazile    |        | 7-14   | 3-6    | 4-5   | 1        | 11  | 12 | 2  | 21 | 1  | 2  | 1   | 0   | 32  |
| 05     | Joseph Pinion     |        | 0-0    | 0-0    | 0-0   | 0        | 0   | 0  | 1  | 0  | 0  | 0  | 0   | 0   | 3   |
| 12     | Barry Dunning Jr. |        | 0-1    | 0-0    | 0-0   | 0        | 0   | 0  | 0  | 0  | 0  | 0  | 0   | 1   | 9   |
| 13     | Jordan Walsh      |        | 1-1    | 0-0    | 2-2   | 0        | 2   | 2  | 5  | 4  | 3  | 0  | 0   | 0   | 18  |
| 23     | Derrian Ford      |        | 0-1    | 0-0    | 0-0   | 1        | 0   | 1  | 0  | 0  | 0  | 0  | 0   | 0   | 3   |
| Team   |                   |        |        |        |       | 2        | 3   | 5  |    |    |    |    |     |     |     |
| Totals |                   |        | 28-57  | 4-10   | 16-23 | 6        | 34  | 40 | 19 | 76 | 10 | 11 | 4   | 11  | 200 |

FG % 1st Half: 12-30 40.0% 2nd half: 16-27 59.3% Game: 28-57 49.1% Deadball Rebounds 2  
 3FG % 1st Half: 1-4 25.0% 2nd half: 3-6 50.0% Game: 4-10 40.0%  
 FT % 1st Half: 9-14 64.3% 2nd half: 7-9 77.8% Game: 16-23 69.6%

Officials: Hunter Allen, Josue Nieves, Steven Anderson  
 Technical fouls: North Dakota St.-None. Arkansas-Kamani Johnson.  
 Attendance: 19200

| Score by periods |  |  |  | 1st | 2nd | Total |
|------------------|--|--|--|-----|-----|-------|
| North Dakota St. |  |  |  | 26  | 32  | 58    |
| Arkansas         |  |  |  | 34  | 42  | 76    |

Last FG - NDSU 2nd-00:03, ARK 2nd-00:09.  
 Largest lead - NDSU None, ARK by 21 2nd-11:35.  
 NDSU led for 00:00. ARK led for 38:10. Game was tied for 01:50.

Score tied - 3 times.  
 Lead changed - 0 times.

|  |  |  |           |   |    |    |    |           |  |
|--|--|--|-----------|---|----|----|----|-----------|--|
| <b>GAME 2</b>  |  |  | <b>48</b> | <b>Fordham</b>  | 21 | 27 | 48 | <b>74</b> |  |
|  |  |  |           | <b>#10/10 ARKANSAS</b>                                | 32 | 42 | 74 |           |  |
|  |  |  |           | Nov. 11, 2022 • Fayetteville, Ark. • Bud Walton Arena |    |    |    |           |  |

#### Fordham 48 • 1-1

| #      | Player              | Total  |        | 3-Ptr  |       | Rebounds |     |    | PF | TP | A | TO | Blk | Stl | Min |
|--------|---------------------|--------|--------|--------|-------|----------|-----|----|----|----|---|----|-----|-----|-----|
|        |                     | FG-FGA | FG-FGA | FT-FTA | Off   | Def      | Tot |    |    |    |   |    |     |     |     |
| 02     | Khalid Moore        | f      | 3-7    | 0-2    | 1-2   | 0        | 1   | 1  | 2  | 7  | 2 | 1  | 0   | 0   | 27  |
| 03     | Abdus Tsimbila      | f      | 1-2    | 0-0    | 0-0   | 0        | 6   | 6  | 2  | 2  | 0 | 2  | 0   | 3   | 21  |
| 30     | Darius Quisenberry  | g      | 2-8    | 1-4    | 5-6   | 0        | 1   | 1  | 1  | 10 | 1 | 3  | 0   | 1   | 30  |
| 10     | Kyle Rose           | g      | 2-3    | 2-3    | 0-2   | 3        | 1   | 4  | 0  | 6  | 0 | 4  | 0   | 0   | 21  |
| 24     | Antrell Charlton    | g      | 3-10   | 0-2    | 0-0   | 0        | 1   | 1  | 3  | 6  | 2 | 9  | 0   | 0   | 30  |
| 01     | Will Richardson     |        | 0-2    | 0-0    | 0-0   | 0        | 2   | 2  | 1  | 0  | 1 | 1  | 0   | 0   | 17  |
| 11     | Romad Dean          |        | 2-4    | 0-1    | 1-1   | 1        | 1   | 2  | 0  | 5  | 0 | 2  | 0   | 0   | 21  |
| 12     | Elijah Gray         |        | 4-5    | 1-2    | 1-4   | 0        | 2   | 2  | 4  | 10 | 0 | 1  | 0   | 0   | 11  |
| 13     | Zach Riley          |        | 0-0    | 0-0    | 0-0   | 1        | 0   | 1  | 0  | 0  | 1 | 0  | 0   | 0   | 6   |
| 14     | Albe Evans          |        | 0-0    | 0-0    | 0-0   | 0        | 0   | 0  | 0  | 0  | 0 | 0  | 0   | 0   | 0+  |
| 15     | Rostyslav Novitskiy |        | 0-0    | 0-0    | 2-2   | 1        | 3   | 4  | 3  | 2  | 0 | 4  | 0   | 0   | 9   |
| 23     | Patrick Kelly       |        | 0-4    | 0-3    | 0-0   | 2        | 0   | 2  | 1  | 0  | 0 | 0  | 0   | 0   | 7   |
| Team   |                     |        |        |        |       | 1        | 2   | 3  |    |    |   |    |     |     |     |
| Totals |                     |        | 17-45  | 4-17   | 10-17 | 9        | 20  | 29 | 17 | 48 | 7 | 30 | 0   | 4   | 200 |

FG % 1st Half: 8-21 38.1% 2nd half: 9-24 37.5% Game: 17-45 37.8% Deadball Rebounds 4,2  
 3FG % 1st Half: 2-9 22.2% 2nd half: 2-8 25.0% Game: 4-17 23.5%  
 FT % 1st Half: 3-6 50.0% 2nd half: 7-11 63.6% Game: 10-17 58.8%

#### Arkansas 74 • 2-0

| #      | Player            | Total  |        | 3-Ptr  |       | Rebounds |     |    | PF | TP | A  | TO | Blk | Stl | Min |
|--------|-------------------|--------|--------|--------|-------|----------|-----|----|----|----|----|----|-----|-----|-----|
|        |                   | FG-FGA | FG-FGA | FT-FTA | Off   | Def      | Tot |    |    |    |    |    |     |     |     |
| 13     | Jordan Walsh      | f      | 5-7    | 0-2    | 2-3   | 1        | 3   | 4  | 3  | 12 | 1  | 1  | 0   | 0   | 21  |
| 15     | Makhi Mitchell    | f      | 4-7    | 0-0    | 0-0   | 2        | 2   | 4  | 3  | 8  | 2  | 0  | 2   | 3   | 26  |
| 00     | Anthony Black     | g      | 3-8    | 1-6    | 3-4   | 2        | 4   | 6  | 2  | 10 | 0  | 4  | 1   | 2   | 24  |
| 01     | Ricky Council IV  | g      | 5-12   | 1-3    | 4-4   | 1        | 3   | 4  | 2  | 15 | 7  | 2  | 0   | 2   | 37  |
| 04     | Davonte Davis     | g      | 3-12   | 0-3    | 1-2   | 0        | 3   | 3  | 1  | 7  | 5  | 1  | 0   | 3   | 39  |
| 02     | Trevon Brazile    |        | 3-7    | 0-2    | 2-3   | 4        | 4   | 8  | 3  | 8  | 1  | 2  | 1   | 1   | 32  |
| 05     | Joseph Pinion     |        | 1-1    | 0-0    | 0-0   | 0        | 0   | 0  | 1  | 2  | 0  | 0  | 0   | 1   | 4   |
| 11     | Jalen Graham      |        | 5-7    | 0-0    | 0-0   | 3        | 1   | 4  | 3  | 10 | 1  | 1  | 0   | 0   | 11  |
| 12     | Barry Dunning Jr. |        | 0-0    | 0-0    | 0-0   | 0        | 0   | 0  | 1  | 0  | 0  | 0  | 0   | 0   | 3   |
| 20     | Kamani Johnson    |        | 0-1    | 0-0    | 0-2   | 1        | 0   | 1  | 0  | 0  | 0  | 0  | 0   | 0   | 3   |
| 21     | Cade Arbogast     |        | 0-0    | 0-0    | 0-0   | 0        | 0   | 0  | 0  | 0  | 0  | 0  | 0   | 0   | 0+  |
| 22     | Makhi Mitchell    |        | 0-1    | 0-0    | 0-0   | 0        | 0   | 0  | 0  | 0  | 0  | 1  | 0   | 1   | 4   |
| 23     | Derrian Ford      |        | 1-2    | 0-0    | 0-0   | 0        | 0   | 0  | 0  | 2  | 0  | 0  | 0   | 0   | 5   |
| 45     | Lawson Blake      |        | 0-0    | 0-0    | 0-0   | 0        | 1   | 1  | 0  | 0  | 0  | 0  | 0   | 0   | 1   |
| Team   |                   |        |        |        |       | 2        | 1   | 3  |    |    |    |    |     |     |     |
| Totals |                   |        | 30-65  | 2-16   | 12-18 | 16       | 22  | 38 | 19 | 74 | 17 | 13 | 4   | 13  | 200 |

FG % 1st Half: 14-36 38.9% 2nd half: 16-29 55.2% Game: 30-65 46.2% Deadball Rebounds 3  
 3FG % 1st Half: 2-12 16.7% 2nd half: 0-4 0.0% Game: 2-16 12.5%  
 FT % 1st Half: 2-5 40.0% 2nd half: 10-13 76.9% Game: 12-18 66.7%

Officials: Bharat Ramnanan, Chris Ford, Chuck Jones  
 Technical fouls: Fordham-None. Arkansas-Trevon Brazile.  
 Attendance: 19200

| Score by periods |  |  |  | 1st | 2nd | Total |
|------------------|--|--|--|-----|-----|-------|
| Fordham          |  |  |  | 21  | 27  | 48    |
| Arkansas         |  |  |  | 32  | 42  | 74    |

Last FG - FU 2nd-00:36, ARK 2nd-00:01.  
 Largest lead - FU by 5 1st-19:03, ARK by 26 2nd-04:11.  
 FU led for 04:55. ARK led for 33:43. Game was tied for 01:22.

Score tied - 1 time.  
 Lead changed - 1 time.

|   |  |   |  |           |                           |           |           |           |           |   |  |  |  |
|---|--|---|--|-----------|---------------------------|-----------|-----------|-----------|-----------|---|--|--|--|
| <b>GAME 3</b>   |  |  |  | <b>56</b> | <b>South Dakota State</b> | <b>29</b> | <b>27</b> | <b>56</b> | <b>71</b> |  |  |  |  |
|  |  | <b>#9/10 ARKANSAS</b>   |  | <b>41</b> | <b>30</b>                 | <b>71</b> |           |           |           |   |  |  |  |
| Nov. 16, 2022 • Fayetteville, Ark. • Bud Walton Arena                               |  |   |  |           |                           |           |           |           |           |   |  |  |  |

#### South Dakota St. 56 • 2-2

| #  | Player           |   | Total |       |        | 3-Ptr |     | Rebounds |    |    | PF | TP | A | TO | Blk | Stl | Min |
|----|------------------|---|-------|-------|--------|-------|-----|----------|----|----|----|----|---|----|-----|-----|-----|
|    |                  |   | FG-FA | FG-FA | FT-FTA | Off   | Def | Tot      |    |    |    |    |   |    |     |     |     |
| 32 | Matt Dentlinger  | f | 0-2   | 0-1   | 3-4    | 0     | 1   | 1        | 3  | 3  | 2  | 4  | 0 | 1  |     | 22  |     |
| 42 | William Kyle III | f | 3-5   | 0-0   | 2-2    | 1     | 1   | 2        | 4  | 8  | 0  | 3  | 1 | 0  |     | 16  |     |
| 02 | Zeke Mayo        | g | 4-8   | 1-3   | 0-0    | 0     | 8   | 8        | 0  | 9  | 1  | 2  | 0 | 2  |     | 30  |     |
| 30 | Charlie Easley   | g | 1-6   | 0-2   | 0-0    | 1     | 0   | 1        | 1  | 2  | 1  | 2  | 0 | 0  |     | 27  |     |
| 34 | Alex Arians      | g | 1-3   | 0-1   | 1-2    | 0     | 7   | 7        | 1  | 3  | 2  | 2  | 0 | 0  |     | 20  |     |
| 01 | Matt Mims        |   | 0-6   | 0-2   | 8-8    | 0     | 1   | 1        | 0  | 8  | 1  | 0  | 0 | 1  |     | 19  |     |
| 11 | Matthew Mors     |   | 1-8   | 0-2   | 0-0    | 2     | 1   | 3        | 1  | 2  | 0  | 1  | 1 | 0  |     | 20  |     |
| 13 | Luke Appel       |   | 4-7   | 0-0   | 1-1    | 1     | 2   | 3        | 2  | 9  | 1  | 1  | 0 | 1  |     | 11  |     |
| 15 | Tanner Te Slaa   |   | 2-6   | 1-2   | 2-2    | 0     | 2   | 2        | 1  | 7  | 1  | 3  | 0 | 3  |     | 22  |     |
| 22 | Aaron Fiegen     |   | 0-0   | 0-0   | 0-0    | 0     | 0   | 0        | 0  | 0  | 0  | 0  | 0 | 0  |     | 2   |     |
| 33 | Broden Lien      |   | 2-5   | 1-3   | 0-1    | 1     | 2   | 3        | 1  | 5  | 0  | 1  | 0 | 0  |     | 11  |     |
|    | Team             |   |       |       |        | 0     | 1   | 1        |    |    |    | 1  |   |    |     |     |     |
|    | Totals           |   | 18-56 | 3-16  | 17-20  | 6     | 26  | 32       | 14 | 56 | 9  | 20 | 2 | 8  |     | 200 |     |

|  |   |                      |                        |              |              |   |
|--|---|----------------------|------------------------|--------------|--------------|---|
| <b>GAME 5</b>  |  | <b>90</b>            | <b>#10/8 Creighton</b> | <b>40 50</b> | <b>90 80</b> |  |
|  |   | <b>#9/9 ARKANSAS</b> | <b>34 53</b>           | <b>87</b>    | <b>80</b>    |   |
| Nov. 22, 2022 • Lahaina, Hawaii • Lahaina Civic Center |   |                      |                        |              |              |   |

#### Creighton 90 • 6-0

| #      | Player              | Total  |        | 3-Ptr  |             | Rebounds |       |              | PF  | TP | A TO Blk Stl |   |   |   | Min |
|--------|---------------------|--------|--------|--------|-------------|----------|-------|--------------|-----|----|--------------|---|---|---|-----|
|        |                     | FG-FGA | FG-FGA | FT-FTA | Off Def Tot | PF       | TP    | A TO Blk Stl |     |    |              |   |   |   |     |
| 24     | Arthur Kaluma       | f      | 4-8    | 0-1    | 1-2         | 2 4 6    | 2 9   | 2 6 1 2      | 30  | 3  | 0            | 0 | 0 | 0 | 30  |
| 11     | Ryan Kalkbrenner    | c      | 9-12   | 0-0    | 3-6         | 3 4 7    | 4 21  | 1 2 2 1      | 38  | 1  | 2            | 2 | 1 | 1 | 38  |
| 02     | Ryan Nemhhard       | g      | 6-12   | 3-4    | 10-12       | 0 6 6    | 1 25  | 5 2 0 0      | 36  | 1  | 2            | 0 | 0 | 0 | 36  |
| 23     | Trey Alexander      |        | 4-6    | 0-0    | 4-5         | 0 5 5    | 3 12  | 6 2 0 2      | 32  | 1  | 2            | 0 | 0 | 2 | 32  |
| 55     | Baylor Scheierman   | g      | 7-10   | 3-5    | 3-4         | 0 7 7    | 4 20  | 3 2 0 0      | 39  | 1  | 2            | 0 | 0 | 0 | 39  |
| 04     | Shereef Mitchell    |        | 0-1    | 0-1    | 0-0         | 0 1 1    | 1 0   | 0 1 0 0      | 4   | 0  | 1            | 0 | 0 | 0 | 4   |
| 05     | Francisco Farabello |        | 1-3    | 1-3    | 0-0         | 0 0 0    | 0 3   | 0 1 0 0      | 13  | 0  | 1            | 0 | 0 | 0 | 13  |
| 13     | Mason Miller        |        | 0-0    | 0-0    | 0-0         | 0 0 0    | 0 0   | 0 0 0 0      | 6   | 0  | 0            | 0 | 0 | 0 | 6   |
| 33     | Fredrick King       |        | 0-1    | 0-0    | 0-0         | 0 1 1    | 1 0   | 0 0 0 0      | 2   | 0  | 0            | 0 | 0 | 0 | 2   |
|        | Team                |        |        |        |             | 0 2 2    |       | 1            |     |    |              |   |   |   |     |
| Totals |                     |        | 31-53  | 7-14   | 21-29       | 5 30 35  | 16 90 | 17 17 3 5    | 200 |    |              |   |   |   |     |

FG % 1st Half: 17-31 54.8% 2nd half: 14-22 63.6% Game: 31-53 58.5% Deadball Rebounds 4  
 3FG % 1st Half: 5-10 50.0% 2nd half: 2-4 50.0% Game: 7-14 50.0%  
 FT % 1st Half: 1-1 100.0 2nd half: 20-28 71.4% Game: 21-29 72.4%

#### Arkansas 87 • 4-1

| #      | Player           | Total  |        | 3-Ptr  |             | Rebounds |       |              | PF  | TP | A TO Blk Stl |   |   |   | Min |
|--------|------------------|--------|--------|--------|-------------|----------|-------|--------------|-----|----|--------------|---|---|---|-----|
|        |                  | FG-FGA | FG-FGA | FT-FTA | Off Def Tot | PF       | TP    | A TO Blk Stl |     |    |              |   |   |   |     |
| 13     | Jordan Walsh     | f      | 1-5    | 1-2    | 2-2         | 0 3 3    | 3 5   | 2 2 0 1      | 36  | 2  | 2            | 0 | 1 | 0 | 36  |
| 15     | Makhi Mitchell   | f      | 1-2    | 0-0    | 0-0         | 1 0 1    | 3 2   | 0 0 0 1      | 24  | 1  | 2            | 0 | 0 | 1 | 24  |
| 00     | Anthony Black    | g      | 10-18  | 1-3    | 5-7         | 3 3 6    | 3 26  | 6 3 0 2      | 38  | 1  | 2            | 0 | 0 | 2 | 38  |
| 01     | Ricky Council IV | g      | 9-19   | 2-6    | 4-4         | 1 2 3    | 3 24  | 3 1 0 2      | 40  | 1  | 2            | 0 | 0 | 2 | 40  |
| 04     | Davonte Davis    | g      | 3-9    | 1-4    | 2-2         | 0 3 3    | 4 9   | 2 0 0 1      | 39  | 1  | 2            | 0 | 0 | 1 | 39  |
| 02     | Trevon Brazile   |        | 7-14   | 3-5    | 0-1         | 1 5 6    | 5 17  | 2 1 3 1      | 32  | 1  | 2            | 0 | 0 | 1 | 32  |
| 05     | Joseph Pinion    |        | 0-0    | 0-0    | 0-0         | 0 0 0    | 0 0   | 0 0 0 0      | 0   | 0  | 0            | 0 | 0 | 0 | 0   |
| 22     | Makhel Mitchell  |        | 2-3    | 0-0    | 0-1         | 1 2 3    | 0 4   | 0 0 2 0      | 7   | 0  | 0            | 2 | 0 | 0 | 7   |
|        | Team             |        |        |        |             | 3 3 6    |       |              |     |    |              |   |   |   |     |
| Totals |                  |        | 33-70  | 8-20   | 13-17       | 10 21 31 | 21 87 | 15 9 5 8     | 200 |    |              |   |   |   |     |

FG % 1st Half: 15-34 44.1% 2nd half: 18-36 50.0% Game: 33-70 47.1% Deadball Rebounds 1  
 3FG % 1st Half: 0-5 0.0% 2nd half: 8-15 53.3% Game: 8-20 40.0%  
 FT % 1st Half: 4-6 66.7% 2nd half: 9-11 81.8% Game: 13-17 76.5%

Officials: Randy Richardson, Lee Cassell, Paul Szelc  
 Technical fouls: Creighton-None. Arkansas-TEAM.  
 Attendance: 2400

| Score by periods | 1st | 2nd | Total |
|------------------|-----|-----|-------|
| Creighton        | 40  | 50  | 90    |
| Arkansas         | 34  | 53  | 87    |

Last FG - CU 2nd-01:12, ARK 2nd-00:03.  
 Largest lead - CU by 12 1st-01:43, ARK by 2 2nd-14:25.  
 CU led for 33:45. ARK led for 02:08. Game was tied for 04:07.

|   |   |                        |              |              |              |   |
|---|---|------------------------|--------------|--------------|--------------|---|
| <b>GAME 7</b>   |  | <b>61</b>              | <b>Troy</b>  | <b>33 28</b> | <b>61 76</b> |  |
|   |   | <b>#11/11 ARKANSAS</b> | <b>31 43</b> | <b>74</b>    | <b>76</b>    |   |
| Nov. 28, 2022 • Fayetteville, Ark. • Bud Walton Arena |   |                        |              |              |              |   |

#### Troy 61 • 6-2

| #      | Player            | Total  |        | 3-Ptr  |             | Rebounds |       |              | PF  | TP | A TO Blk Stl |   |   |   | Min |
|--------|-------------------|--------|--------|--------|-------------|----------|-------|--------------|-----|----|--------------|---|---|---|-----|
|        |                   | FG-FGA | FG-FGA | FT-FTA | Off Def Tot | PF       | TP    | A TO Blk Stl |     |    |              |   |   |   |     |
| 10     | Zay Williams      | f      | 5-9    | 0-4    | 1-2         | 1 3 4    | 3 11  | 1 2 1 1      | 24  | 1  | 2            | 1 | 1 | 1 | 24  |
| 30     | Christian Turner  | f      | 1-3    | 0-2    | 0-0         | 1 0 1    | 2 2   | 0 3 0 2      | 24  | 1  | 2            | 0 | 0 | 2 | 24  |
| 00     | Kieffer Punter    | g      | 0-4    | 0-3    | 0-0         | 0 0 0    | 3 0   | 1 3 0 0      | 25  | 0  | 1            | 3 | 0 | 0 | 25  |
| 02     | Aamer Muhammad    | g      | 2-7    | 1-3    | 0-0         | 0 3 3    | 2 5   | 3 1 0 0      | 32  | 1  | 2            | 0 | 0 | 0 | 32  |
| 11     | Nelson Phillips   | g      | 7-17   | 6-12   | 2-2         | 1 6 7    | 2 22  | 3 3 2 1      | 35  | 1  | 2            | 0 | 0 | 1 | 35  |
| 05     | Christyone Eugene |        | 5-10   | 2-3    | 1-2         | 0 1 1    | 2 13  | 0 4 0 1      | 28  | 1  | 2            | 0 | 0 | 1 | 28  |
| 15     | Jackson Fields    |        | 0-0    | 0-0    | 0-0         | 0 1 1    | 3 0   | 1 1 0 1      | 12  | 0  | 1            | 0 | 0 | 1 | 12  |
| 21     | Nate Tshimanga    |        | 1-1    | 0-0    | 0-2         | 0 1 1    | 1 2   | 0 1 0 0      | 7   | 0  | 1            | 0 | 0 | 0 | 7   |
| 32     | Lydell Geffrard   |        | 3-5    | 0-1    | 0-0         | 2 1 3    | 1 6   | 1 0 0 0      | 13  | 0  | 1            | 0 | 0 | 0 | 13  |
|        | Team              |        |        |        |             | 5 0 5    |       |              |     |    |              |   |   |   |     |
| Totals |                   |        | 24-56  | 9-28   | 4-8         | 10 16 26 | 19 61 | 10 18 3 6    | 200 |    |              |   |   |   |     |

FG % 1st Half: 13-26 50.0% 2nd half: 11-30 36.7% Game: 24-56 42.9% Deadball Rebounds 2  
 3FG % 1st Half: 6-14 42.9% 2nd half: 3-14 21.4% Game: 9-28 32.1%  
 FT % 1st Half: 1-4 25.0% 2nd half: 3-4 75.0% Game: 4-8 50.0%

#### Arkansas 74 • 6-1

| #      | Player            | Total  |        | 3-Ptr  |             | Rebounds |       |              | PF  | TP | A TO Blk Stl |   |   |   | Min |
|--------|-------------------|--------|--------|--------|-------------|----------|-------|--------------|-----|----|--------------|---|---|---|-----|
|        |                   | FG-FGA | FG-FGA | FT-FTA | Off Def Tot | PF       | TP    | A TO Blk Stl |     |    |              |   |   |   |     |
| 13     | Jordan Walsh      | f      | 1-6    | 0-0    | 4-5         | 0 4 4    | 3 6   | 0 2 1 2      | 20  | 1  | 2            | 1 | 2 | 0 | 20  |
| 15     | Makhi Mitchell    | f      | 6-8    | 0-0    | 2-2         | 4 5 9    | 2 14  | 0 2 3 0      | 28  | 1  | 2            | 0 | 3 | 0 | 28  |
| 00     | Anthony Black     | g      | 5-8    | 2-4    | 2-4         | 1 7 8    | 1 14  | 3 3 1 2      | 40  | 1  | 2            | 0 | 3 | 1 | 40  |
| 01     | Ricky Council IV  | g      | 12-18  | 1-4    | 2-2         | 2 1 3    | 2 27  | 0 2 0 1      | 39  | 1  | 2            | 0 | 2 | 0 | 39  |
| 12     | Barry Dunning Jr. | g      | 0-0    | 0-0    | 0-0         | 0 0 0    | 0 0   | 0 1 0 0      | 1   | 0  | 0            | 1 | 0 | 0 | 1   |
| 02     | Trevon Brazile    |        | 1-5    | 0-2    | 1-2         | 0 0 0    | 2 3   | 1 5 0 2      | 25  | 1  | 2            | 0 | 0 | 2 | 25  |
| 03     | Nick Smith Jr.    |        | 0-2    | 0-1    | 0-0         | 1 0 1    | 0 0   | 0 0 0 0      | 6   | 0  | 0            | 0 | 0 | 0 | 6   |
| 05     | Joseph Pinion     |        | 0-0    | 0-0    | 0-0         | 0 1 1    | 0 0   | 0 0 0 0      | 2   | 0  | 0            | 0 | 0 | 0 | 2   |
| 20     | Kamani Johnson    |        | 1-3    | 0-0    | 6-8         | 0 3 3    | 2 8   | 0 0 0 1      | 32  | 0  | 0            | 0 | 0 | 1 | 32  |
| 22     | Makhel Mitchell   |        | 1-1    | 0-0    | 0-0         | 1 1 2    | 0 2   | 0 0 0 0      | 7   | 0  | 0            | 0 | 0 | 0 | 7   |
|        | Team              |        |        |        |             | 1 1 2    |       |              |     |    |              |   |   |   |     |
| Totals |                   |        | 27-51  | 3-11   | 17-23       | 10 23 33 | 12 74 | 4 15 5 8     | 200 |    |              |   |   |   |     |

FG % 1st Half: 11-26 42.3% 2nd half: 16-25 64.0% Game: 27-51 52.9% Deadball Rebounds 4,1  
 3FG % 1st Half: 1-6 16.7% 2nd half: 2-5 40.0% Game: 3-11 27.3%  
 FT % 1st Half: 8-10 80.0% 2nd half: 9-13 69.2% Game: 17-23 73.9%

Officials: Brian O'Connell, Owen Shortt, Joe Lindsay  
 Technical fouls: Troy-None. Arkansas-None.  
 Attendance: 19200

| Score by periods | 1st | 2nd | Total |
|------------------|-----|-----|-------|
| Troy             | 33  | 28  | 61    |
| Arkansas         | 31  | 43  | 74    |

Last FG - TROY 2nd-00:55, ARK 2nd-00:43.  
 Largest lead - TROY by 7 1st-06:06, ARK by 14 2nd-01:03.  
 TROY led for 20:22. ARK led for 15:32. Game was tied for 04:06.

|  |  |                      |                         |              |             |           |   |
|--|--|----------------------|-------------------------|--------------|-------------|-----------|---|
| <b>GAME 6</b>  |  | <b>74</b>            | <b>#17/19 Creighton</b> | <b>35 32</b> | <b>7 74</b> | <b>80</b> |  |
|  |  | <b>#9/9 ARKANSAS</b> | <b>26 41</b>            | <b>11 78</b> | <b>80</b>   |           |   |
| Nov. 23, 2022 • Lahaina, Hawaii • Lahaina Civic Center |  |                      |                         |              |             |           |   |

#### Arkansas 78 • 5-1

| #      | Player            | Total  |        | 3-Ptr  |             | Rebounds |       |              | PF  | TP | A TO Blk Stl |   |   |   | Min |
|--------|-------------------|--------|--------|--------|-------------|----------|-------|--------------|-----|----|--------------|---|---|---|-----|
|        |                   | FG-FGA | FG-FGA | FT-FTA | Off Def Tot | PF       | TP    | A TO Blk Stl |     |    |              |   |   |   |     |
| 13     | Jordan Walsh      | f      | 3-7    | 0-2    | 1-2         | 3 2 5    | 4 7   | 2 1 1 0      | 34  | 1  | 2            | 0 | 1 | 0 | 34  |
| 15     | Makhi Mitchell    | f      | 0-0    | 0-0    | 2-2         | 0 3 3    | 1 2   | 0 0 0 1      | 11  | 0  | 0            | 0 | 0 | 1 | 11  |
| 00     | Anthony Black     | g      | 3-11   | 0-2    | 9-10        | 1 4 5    | 2 15  | 1 4 0 1      | 39  | 1  | 2            | 0 | 0 | 1 | 39  |
| 01     | Ricky Council IV  | g      | 6-19   | 0-3    | 7-11        | 1 2 3    | 3 19  | 4 3 0 2      | 41  | 1  | 2            | 0 | 0 | 2 | 41  |
| 04     | Davonte Davis     | g      | 1-4    | 0-2    | 0-0         | 1 1 2    | 0 2   | 1 1 0 0      | 17  | 0  | 1            | 0 | 0 | 0 | 17  |
| 02     | Trevon Brazile    |        | 6-14   | 3-8    | 5-8         | 0 9 9    | 3 20  | 0 1 0 2      | 40  | 1  | 2            | 0 | 0 | 2 | 40  |
| 11     | Jalen Graham      |        | 0-0    | 0-0    | 0-0         | 0 0 0    | 0 0   | 0 0 0 0      | 2   | 0  | 0            | 0 | 0 | 0 | 2   |
| 12     | Barry Dunning Jr. |        | 0-0    | 0-0    | 0-0         | 0 0 0    | 1 0   | 0 1 0 0      | 8   | 0  | 1            | 0 | 0 | 1 | 8   |
| 20     | Kamani Johnson    |        | 2-2    | 0-0    | 3-5         | 4 3 7    | 3 7   | 0 1 0 2      | 19  | 0  | 1            | 0 | 2 | 1 | 19  |
| 22     | Makhel Mitchell   |        | 3-3    | 0-0    | 0-0         | 0 3 3    | 3 6   | 0 1 2 0      | 14  | 0  | 1            | 2 | 0 | 0 | 14  |
|        | Team              |        |        |        |             | 0 3 3    |       | 3            |     |    |              |   |   |   |     |
| Totals |                   |        | 24-60  | 3-17   | 27-38       | 10 30 40 | 20 78 | 8 16 3 9     | 225 |    |              |   |   |   |     |

FG % 1st Half: 9-22 40.9% 2nd half: 11-29 37.9% OT: 4-9 44.4% Game: 24-60 40.0% Deadball Rebounds 4  
 3FG % 1st Half: 0-8 0.0% 2nd half: 3-8 37.5% OT: 0-1 0.0% Game: 3-17 17.6%  
 FT % 1st Half: 8-12 66.7% 2nd half: 16-22 72.7% OT: 3-4 75.0% Game: 27-38 71.1%

#### San Diego St. 74 • 4-2

| #      | Player           |   | Total  |        | 3-Ptr  | Rebounds |     |     |    |    | PF | TP | A TO Blk Stl |     |     |    | Min |
|--------|------------------|---|--------|--------|--------|----------|-----|-----|----|----|----|----|--------------|-----|-----|----|-----|
|        |                  |   | FG-FGA | FG-FGA | FT-FTA | Off      | Def | Tot | A  | TO |    |    | Blk          | Stl |     |    |     |
| 00     | Keshad Johnson   | f | 4-6    | 0-1    | 2-3    | 1        | 6   | 7   | 5  | 10 | 1  | 1  | 1            | 0   | 0   | 36 |     |
| 31     | Nathan Mensah    | f | 1-2    | 0-0    | 0-0    | 1        | 3   | 4   | 5  | 2  | 1  | 2  | 0            | 1   | 11  |    |     |
| 05     | Lamont Butler    | g | 3-9    | 0-1    | 3-5    | 0        | 2   | 2   | 2  | 9  | 0  | 3  | 0            | 1   | 21  |    |     |
| 12     | Darrion Trammell | g | 5-13   | 1-4    | 2-2    | 0        | 2   | 2   | 0  | 13 | 2  | 2  | 0            | 2   | 34  |    |     |
| 20     | Matt Bradley     | g | 9-20   | 1-7    | 4-5    | 0        | 7   | 7   | 1  | 23 | 1  | 1  | 0            | 3   | 35  |    |     |
| 02     | Adam Seiko       |   | 0-1    | 0-1    | 2-2    | 0        | 2   | 2   | 1  | 2  | 1  | 3  | 0            | 1   | 16  |    |     |
| 03     | Micah Parrish    |   | 0-4    | 0-4    | 2-2    | 0        | 1   | 1   | 2  | 2  | 1  | 2  | 0            | 1   | 29  |    |     |
| 13     | Jaedon LeDee     |   | 2-4    | 0-0    | 2-2    | 0        | 1   | 1   | 3  | 6  | 0  | 0  | 0            | 0   | 14  |    |     |
| 33     | Aguek Arop       |   | 3-3    | 0-0    | 1-2    | 1        | 2   | 3   | 4  | 7  | 1  | 0  | 1            | 0   | 29  |    |     |
|        | Team             |   |        |        |        | 4        | 1   | 5   |    |    |    | 1  |              |     |     |    |     |
| Totals |                  |   | 27-62  | 2-18   | 18-23  | 7        | 27  | 34  | 23 | 74 | 8  | 15 | 2            | 9   | 225 |    |     |

**GAME 9**

**58** **UNC Greensboro**  
**#9/8 ARKANSAS**  
**26 32 58 65**  
**21 44 65 65**  
**Dec. 6, 2022 • Fayetteville, Ark. • Bud Walton Arena**

UNC Greensboro 58 • 4-6

| #  | Player              | Total  |        |        | 3-Ptr |     |     | Rebounds |    |    | PF | TP | A | TO | Blk | Stl | Min |
|--|---------------------|--------|--------|--------|-------|-----|-----|----------|----|----|----|----|---|----|-----|-----|-----|
|  |                     | FG-FGA | FG-FGA | FT-FTA | Off   | Def | Tot |          |    |    |    |    |   |    |     |     |     |
| 04   | Mohammed Abdulsalam | f      | 2-6    | 0-0    | 1-1   | 3   | 7   | 10       | 4  | 5  | 0  | 0  | 2 | 1  |     | 25  |     |
| 33   | Bas Leyte           | f      | 2-8    | 0-2    | 1-2   | 1   | 2   | 3        | 2  | 5  | 1  | 0  | 0 | 0  |     | 25  |     |
| 00   | Keyshaun Langley    | g      | 3-11   | 1-7    | 2-3   | 1   | 1   | 2        | 2  | 9  | 3  | 1  | 0 | 3  |     | 31  |     |
| 03   | Kobe Langley        | g      | 4-14   | 2-5    | 0-0   | 0   | 8   | 8        | 4  | 10 | 7  | 0  | 0 | 0  |     | 29  |     |
| 24   | Dante Treacy        | g      | 4-12   | 1-3    | 2-3   | 0   | 5   | 5        | 2  | 11 | 1  | 4  | 0 | 0  |     | 32  |     |
| 02   | Mikeal Brown-Jones  |        | 1-4    | 0-1    | 1-2   | 0   | 2   | 2        | 4  | 3  | 1  | 2  | 0 | 1  |     | 18  |     |
| 11   | Keondre Kennedy     |        | 1-6    | 1-4    | 0-0   | 0   | 2   | 2        | 4  | 3  | 0  | 2  | 1 | 0  |     | 15  |     |
| 12   | Donovan Atwell      |        | 4-6    | 4-6    | 0-0   | 0   | 0   | 0        | 3  | 12 | 0  | 0  | 0 | 3  |     | 13  |     |
| 15   | Cortez Johnson      |        | 0-0    | 0-0    | 0-0   | 0   | 0   | 0        | 0  | 0  | 0  | 0  | 0 | 0  |     | 1   |     |
| 20   | Joryam Saizonou     |        | 0-0    | 0-0    | 0-0   | 0   | 1   | 1        | 1  | 0  | 0  | 0  | 0 | 0  |     | 6   |     |
| 22   | Jalen Breath        |        | 0-0    | 0-0    | 0-0   | 0   | 1   | 1        | 0  | 0  | 0  | 0  | 0 | 0  |     | 5   |     |
| Team   |                     |        |        |        |       | 3   | 2   | 5        |    |    |    |    |   |    |     |     |     |
| Totals   |                     |        | 21-67  | 9-28   | 7-11  | 8   | 31  | 39       | 26 | 58 | 13 | 9  | 3 | 8  |     | 200 |     |
| FG % 1st Half: 9-31 29.0% 2nd half: 12-36 33.3% Game: 21-67 31.3% Deadball |                     |        |        |        |       |     |     |          |    |    |    |    |   |    |     |     |     |
| 3FG % 1st Half: 4-15 26.7% 2nd half: 5-13 38.5% Game: 9-28 32.1% Rebounds  |                     |        |        |        |       |     |     |          |    |    |    |    |   |    |     |     |     |
| FT % 1st Half: 4-7 57.1% 2nd half: 3-4 75.0% Game: 7-11 63.6% 2            |                     |        |        |        |       |     |     |          |    |    |    |    |   |    |     |     |     |

Arkansas 65 • 8-1

| #  | Player           | Total  |        | 3-Ptr  |       | Rebounds |     |    | PF | TP | A | TO | Blk | Stl | Min |
|--|------------------|--------|--------|--------|-------|----------|-----|----|----|----|---|----|-----|-----|-----|
|  |                  | FG-FGA | FG-FGA | FT-FTA | Off   | Def      | Tot |    |    |    |   |    |     |     |     |
| 13   | Jordan Walsh     | f      | 0-2    | 0-2    | 0-0   | 0        | 0   | 0  | 1  | 0  | 1 | 1  | 0   | 0   | 8   |
| 15   | Makhi Mitchell   | f      | 4-5    | 0-0    | 5-7   | 0        | 14  | 14 | 2  | 13 | 1 | 0  | 4   | 2   | 32  |
| 00   | Anthony Black    | g      | 4-8    | 2-4    | 1-3   | 1        | 4   | 5  | 3  | 11 | 2 | 1  | 1   | 0   | 33  |
| 01   | Ricky Council IV | g      | 1-7    | 0-3    | 6-6   | 0        | 3   | 3  | 3  | 8  | 2 | 3  | 0   | 0   | 37  |
| 03   | Nick Smith Jr.   | g      | 6-14   | 1-5    | 9-11  | 0        | 4   | 4  | 1  | 22 | 3 | 2  | 1   | 1   | 39  |
| 02   | Trevon Brazile   |        | 0-3    | 0-1    | 0-0   | 1        | 1   | 2  | 0  | 0  | 0 | 1  | 2   | 0   | 9   |
| 04   | Davonte Davis    |        | 3-13   | 0-3    | 4-4   | 1        | 9   | 10 | 4  | 10 | 0 | 3  | 0   | 3   | 29  |
| 11   | Jalen Graham     |        | 0-1    | 0-0    | 0-0   | 1        | 0   | 1  | 0  | 0  | 0 | 1  | 0   | 0   | 3   |
| 20   | Kamani Johnson   |        | 0-1    | 0-0    | 1-2   | 1        | 4   | 5  | 0  | 1  | 0 | 0  | 1   | 0   | 9   |
| 23   | Derrian Ford     |        | 0-0    | 0-0    | 0-0   | 0        | 0   | 0  | 0  | 0  | 0 | 0  | 0   | 0   | 1   |
| Team   |                  |        |        |        |       | 3        | 0   | 3  |    |    |   |    |     |     |     |
| Totals   |                  |        | 18-54  | 3-18   | 26-33 | 8        | 39  | 47 | 14 | 65 | 9 | 12 | 9   | 6   | 200 |
| FG % 1st Half: 9-30 30.0% 2nd half: 9-24 37.5% Game: 18-54 33.3% Deadball Rebounds |                  |        |        |        |       |          |     |    |    |    |   |    |     |     |     |
| 3FG % 1st Half: 0-8 0.0% 2nd half: 3-10 30.0% Game: 3-18 16.7%                     |                  |        |        |        |       |          |     |    |    |    |   |    |     |     |     |
| FT % 1st Half: 3-6 50.0% 2nd half: 23-27 85.2% Game: 26-33 78.8% 4,1               |                  |        |        |        |       |          |     |    |    |    |   |    |     |     |     |

Officials: Robert Felder,Rob Rorke,Tony Greene  
Technical fouls: UNC Greensboro-None. Arkansas-None.  
Attendance: 19200

| Score by periods |     |       |    | In<br>Paint | Off<br>T/O | 2nd<br>Chance | Fast<br>Break | Bench |
|------------------|-----|-------|----|-------------|------------|---------------|---------------|-------|
| 1st              | 2nd | Total |    |             |            |               |               |       |
| UNC Greensboro   | 26  | 32    | 58 | 24          | 9          | 3             | 6             | 18    |
| Arkansas         | 21  | 44    | 65 | 28          | 6          | 3             | 8             | 11    |

Last FG - UNCG 2nd-00:21, ARK 2nd-01:29.  
Largest lead - UNCG by 12 1st-04:54, ARK by 7 2nd-01:29.  
UNCG led for 29:06. ARK led for 07:47. Game was tied for 03:07.  
Score tied - 4 times.  
Lead changed - 11 times.