

2022-23 SCHEDULE / RESULTS						
ARK BARK APPROACH	DATE	DAY	OPP BARK APPROACH	OPPONENT	TV	TIME (CT) / RESULT
10/10	11/07	Mon	--	NORTH DAKOTA STATE	SEC+	W 76 58
Fayetteville, Ark.    Bud Walton Arena - Nolan Richardson Court						
10/10	11/11	Fri	--	FORDHAM	SEC+	W 74 48
Fayetteville, Ark.    Bud Walton Arena - Nolan Richardson Court						
9/10	11/16	Wed	--	SOUTH DAKOTA STATE	SEC+	W 71 56
Fayetteville, Ark.    Bud Walton Arena - Nolan Richardson Court						
MAUI JIM MAUI INVITATIONAL						
Lahaina, Hawaii    Lahaina Civic Center						
9/9	11/21	Mon	--	vs Louisville	ESPN2	W 80 54
9/9	11/22	Tues	10/8	vs Creighton	ESPN	L 87 90
9/9	11/23	Wed	17/19	vs San Diego State	ESPN2 (OT)	W 78 74
11/11	11/28	Mon	--	TROY	SEC	W 74 61
Fayetteville, Ark.    Bud Walton Arena - Nolan Richardson Court						
11/11	12/03	Sat	--	SAN JOSE STATE	SEC	W 99 58
Fayetteville, Ark.    Bud Walton Arena - Nolan Richardson Court						
9/8	12/06	Tues	--	UNC GREENSBORO	SEC	W 65 58
Fayetteville, Ark.    Bud Walton Arena - Nolan Richardson Court						
CRIMSON & CARDINAL CLASSIC						
9/8	12/10	Sat	-/RV	vs Oklahoma	ESPN2	W 88 78
Tulsa, Okla.    BOK Center						
12/17 Sat vs Bradley -- 3:00 pm						
North Little Rock, Ark.    Simmons Bank Arena						
12/21 Wed UNC ASHEVILLE SEC 8:00 pm						
Fayetteville, Ark.    Bud Walton Arena - Nolan Richardson Court						
12/28 Wed at LSU * ESPN2/U 8:00 pm						
Baton Rouge, La.    Pete Maravich Assembly Center						
01/04 Wed MISSOURI * SEC 7:30 pm						
Fayetteville, Ark.    Bud Walton Arena - Nolan Richardson Court						
01/07 Sat at Auburn * SEC 7:30 pm						
Auburn, Ala.    Neville Arena						
01/11 Wed ALABAMA * ESPN2/U 6:00 pm						
Fayetteville, Ark.    Bud Walton Arena - Nolan Richardson Court						
01/14 Sat at Vanderbilt * ESPN2/U 1:00 pm						
Nashville, Tenn.    Memorial Gymnasium						
01/18 Wed at Missouri * SEC 8:00 pm						
Columbia, Mo.    Mizou Arena						
01/21 Sat OLE MISS * ESPN2 11:00 am						
Fayetteville, Ark.    Bud Walton Arena - Nolan Richardson Court						
01/24 Tues LSU * ESPN2/U 6:00 pm						
Fayetteville, Ark.    Bud Walton Arena - Nolan Richardson Court						
SEC-BIG 12 CHALLENGE						
01/28 Sat at Baylor ESPN2/U 3 or 5 pm						
Waco, Texas.    Ferrell Center						
01/31 Tues TEXAS A&M * ESPN2/U 6:00 pm						
Fayetteville, Ark.    Bud Walton Arena - Nolan Richardson Court						
02/04 Sat at South Carolina * SEC 2:30 pm						
Columbia, S.C.    Colonial Life Arena						
02/07 Tues at Kentucky * ESPN2/ 8:00 pm						
Lexington, Ky.    Rupp Arena at Central Bank Center - Cawood's Court						
02/11 Sat MISSISSIPPI STATE * ESPN2/U 5:00 pm						
Fayetteville, Ark.    Bud Walton Arena - Nolan Richardson Court						
02/15 Wed at Texas A&M * ESPN2/U 8:00 pm						
Bryan-College Station, Texas    Reed Arena						
02/18 Sat FLORIDA * ESPN/2 1:00 pm						
Fayetteville, Ark.    Bud Walton Arena - Nolan Richardson Court						
02/21 Tues GEORGIA * SEC 8:00 pm						
Fayetteville, Ark.    Bud Walton Arena - Nolan Richardson Court						
02/25 Sat at Alabama * ESPN/2 1 or 3 pm						
Tuscaloosa, Ala.    Coleman Coliseum						
02/28 Tues at Tennessee * ESPN2/U 8:00 pm						
Knoxville, Tenn.    Thompson-Boling Arena - The Summit						
03/04 Sat KENTUCKY * CBS 1:00 pm						
Fayetteville, Ark.    Bud Walton Arena - Nolan Richardson Court						
SEC TOURNAMENT						
Nashville, Tenn.    Bridgestone Arena						
03/08-12 TBD TBD TBD						
NCAA 1st & 2nd ROUNDS						
03/16-19 TBD TBD TBD						
March 16 & 18 at: Birmingham • Des Moines • Orlando • Sacramento						
March 17 & 19 at: Albany • Columbus • Denver • Greensboro						
NCAA REGIONAL						
03/23-26 TBD TBD TBD						
March 23 & 25 at: WEST: Las Vegas • EAST: New York City						
March 24 & 26 at: MIDWEST: Kansas City • SOUTH: Louisville						
NCAA FINAL FOUR						
04/01-03 TBD TBD TBD						
Houston, Texas    NRG Stadium						

## SMITH GETS MULTIPLE HONORS

- Nick Smith Jr., picked up three honors after leading Arkansas to wins over UNC Greensboro and Oklahoma.
- CBS Sports/USBWA National Freshman of the Week (12/13)
- Dick Vitale Star of the Week - Diaper Dandy (12/12)
- SEC co-Freshman of the Week (12/12)
- He averaged 21.5 points in the two wins.



# ARKANSAS RAZORBACKS

## GAME 11: ARKANSAS RAZORBACKS VS BRADLEY BRAVES

DEC. 17, 2022 • SATURDAY • 3:00 PM (CT) • NORTH LITTLE ROCK, ARK. • SIMMONS BANK ARENA (17,000)



www.ArkansasRazorbacks.com



## #9/8 ARKANSAS RAZORBACKS

OVERALL SEC

8-1 0-0

Eric Musselman (San Diego '87)  
at UA: 81-29 (4th yr)

Collegiate: 191-63 (8th yr)



## BRADLEY BRAVES

OVERALL MVC

7-3 0-0

Brian Wardle (Marquette '01)  
at Bradley: 117-118 (8th)

Career: 216-177 (13th)


## - GAME COVERAGE -

TV: NONE

### RADIO: LEARFIELD RAZORBACK SPORTS NETWORK

Chuck Barrett (PxP) || Matt Zimmerman (Analyst)

Arkansas Gameday App



### SATELLITE RADIO:

Sirius: 98 || XM: 192 || || SKM App: App/Online Channel 963

### ONLINE:

LIVE STATS: [Arkansas.StatBroadcast.com](http://Arkansas.StatBroadcast.com)

STREAMING VIDEO: None

## Season 100 for Razorback Basketball

- Arkansas is playing its 100th season of basketball in 2022-23 and the fourth under head coach Eric Musselman.

Arkansas' Overall Record 1,767-984 (.642)

## Season 30 at Bud Walton Arena

- Arkansas is celebrating two other milestones in 2022-23 as it marks the 30th year of playing in Bud Walton Arena and Arkansas recently played its 500th men's basketball game in the facility.

^ Arkansas' Bud Walton Arena All-Time Record 412-91 (.819)

- On Nov. 16, 2022 versus South Dakota State, Arkansas played the 500th men's basketball game in Bud Walton Arena.

- Arkansas has ranked among the NCAA top 30 in attendance in each of the first 29 years at Bud Walton Arena. In each of the last two seasons, Arkansas has led the nation in total attendance.

- With the win over UNC Greensboro, Arkansas:

^ Has won 15 straight overall in Bud Walton Arena.

^ Has won 34 straight non-conference game in Bud Walton Arena.

^ Is 238-23 (.912) vs non-conference opponents in Bud Walton Arena.

^ Is 174-68 (.719) vs SEC opponents in Bud Walton Arena.

## Versus Bradley

- This will be the first meeting between Arkansas and Bradley.
- However, Coach Musselman is 1-0 versus the Braves. While at Nevada, the Wolf Pack defeated Bradley, 91-69, in Peoria.
- Did you know, this was possibly the first of two meetings between Arkansas and Bradley this year?
- According to an ever-changing Bracketology prediction earlier this week, Arkansas (a #3 seed) was matched up with Bradley (a #14 seed) in the NCAA first round. However, Bradley has been elevated to a #13 seed.
- As is stands now (Dec. 14); ESPN Bracketology has #3 seed Arkansas facing Furman while #13 seed Bradley plays UCLA.

## Arkansas in North Little Rock

- Arkansas is 16-10 all-time in North Little Rock and 12-10 Simmons Bank Arena.
- The arena in North Little Rock opened for the 1999-00 season but Arkansas did play in the city four times in the early history of the program, including the sixth game ever on Dec 31, 1923 versus North Little Rock HS.
- The Razorbacks have played in NLR in 20 of the last 21 years with a 19-year streak of playing in North Little Rock snapped in Dec. 2020 due to COVID. The only other year Arkansas did not play in NLR was the 2000-01 season.
- Arkansas is 79-21 when playing across the river in Little Rock, but have not played there since Dec. 30, 1992.

### ARK IN NORTH LITTLE ROCK:

OVERALL .....16-10

at Simmons Bank Arena .....12-10

This is the second time Arkansas has been ranked when playing in North Little Rock

Arkansas was also ranked last year (#19/24).

### SERIES INFO:

OVERALL .....FIRST MEETING

Home:.....(ARK-OPP).....0-0



Away:.....(ARK-OPP).....0-0

Neutral:.....(ARK-OPP).....0-0

TRIVIA: Arkansas' game versus Bradley is nearly 100 years to the day of Arkansas' first ever game played.

^ Dec. 19, 1923 Arkansas won at Northeastern State - 19-13 (Tahlequah, Okla.)

• Note, Arkansas also played at Northeastern State the following night and won 33-19.

NCAA STAT COMPARISON (BOLD = Leads Conf)					
					
79.2	60th	Scoring Off.	69.0	250th	
63.5	66th	Scoring Def.	59.2	20th	
+15.7	22nd	Scoring Margin	+9.8	87th	
.492	30th	FG%	.460	127th	
.413	112th	FG% Def.	.391	47th	
.311	285th	3PT%	.354	120th	
5.0	333rd	3PT Made/Gm	8.0	125th	
.298	70th	3PT% Def.	.315	24th	
22.6	26th	FTA/Gm	16.3	252nd	
16.4	27th	FT Made/Gm	10.8	271st	
.726	101st	FT%	.663	285th	
36.9	79th	Reb./Gm	35.6	190th	
+5.4	70th	Reb. Margin	+3.9	103rd	
0.99	203rd	A/TO Ratio	1.02	190th	
13.6	176th	Assists/Gm	13.5	181st	
+4.4	34th	TO Margin	+1.3	137th	
18.1	21st	TO Forced	14.6	110th	
13.2	200th	TO/Gm	13.3	205th	
17.7	231st	Fouls/Gm	15.4	81st	
4.7	48th	Blocks/Gm	4.3	73rd	
9.7	27th	Steals/Gm	8.5	63rd	

# THE RAZORBACKS

No.	Name	Pos.	Yr.	Ht.	Wt.	Hometown	High School / Previous School	Wing Span	Standing Reach	MAX Vertical
0	Anthony Black	G	Fr. (4)	6-7	198	Duncanville, Texas	Duncanville HS	6' 8"	8' 6"	42.5"
1	Ricky Council IV	G	Jr. (3)	6-6	205	Durham, N.C.	Southern Durham HS / Wichita State	6' 9"	8' 6"	46"
2	Trevon Brazile	<i>Trev-In "Brazil"</i> F	So. (3)	6-10	212	Springfield, Mo.	Kickapoo HS / Missouri	7' 2.5"	9' 0"	42.5"
3	Nick Smith Jr.	G	Fr. (4)	6-5	185	Jacksonville, Ark.	North Little Rock HS	6' 9"	8' 3"	40.5"
4	Davonte "Devo" Davis	G	Jr. (3)	6-4	185	Jacksonville, Ark.	Jacksonville HS	6' 7"	8' 2"	36"
5	Joseph Pinion	F	Fr. (4)	6-5	190	Morrilton, Ark.	Morrilton HS	6' 6.5"	8' 2.5"	40.5"
11	Jalen Graham	F	Sr. (2)	6-9	225	Phoenix, Ariz.	Mountain Pointe HS / Arizona State	7' 2.5"	8' 11"	36"
12	Barry Dunning Jr.	G	Fr. (4)	6-6	195	Mobile, Ala.	McGill-Toolen Catholic HS	7' 0"	8' 4.5"	47"
13	Jordan Walsh	G/F	Fr. (4)	6-7	205	Desoto, Texas	Link (Mo.) Academy	7' 2"	8' 7.5"	46"
15	Makhi Mitchell	<i>Ma-ki</i> F/C	Sr. (2)	6-9	230	Washington, D.C.	Woodrow Wilson HS / Rhode Island	7' 4"	9' 0"	38.5"
20	Kamani Johnson	F	Sr. (1)	6-7	230	Brooklyn, N.Y.	Holy Spirit (Ga.) Prep School / Little Rock	6' 9.5"	8' 10"	35"
21	Cade Arbogast	G	Jr. (3)	6-3	180	Concord, Calif.	De La Salle HS / Lane (Ore.) CC	6' 2.5"	7' 11"	31"
22	Makhel Mitchell	<i>Ma-kelle</i> F/C	Sr. (2)	6-10	240	Washington, D.C.	Woodrow Wilson HS / Rhode Island	7' 4.5"	9' 1"	34"
23	Derrian Ford	G	Fr. (4)	6-3	205	Magnolia, Ark.	Magnolia HS	6' 3.5"	8' 1.5"	40.5"
45	Lawson Blake	F	So. (3)	6-10	235	Fayetteville, Ark.	Fayetteville HS / Link Year (Mo.) Prep	6' 6.5"	8' 7"	32"

( ) - Number in parenthesis indicates total years of eligibility remaining including this season

Head Coach: Eric Musselman (San Diego, 1987)

Assistant Coach: Anthony Ruta (Arizona State, 2012) • *pronounced ROO-tah*

Assistant Coach: Gus Argenal (UC Davis, 2004) • *pronounced Are-GIN-nal*

Assistant Coach: Keith Smart (Indiana, 1995)

Director of Operations: Michael Musselman (San Diego, 2018)

Director of Internal Operations: Riley Hall (Arkansas, 2016)

Head Athletic Trainer: Matt Townsend (Idaho, 2017)

GAs: Jake Alburtus • Markus Black • Ty McHone • Dominic Samangy • Trey Smith • Camden Taylor • Reuben Williams

Dir. of Scouting/Assistant to Head Coach: Todd Lee (South Dakota, 1986)

Special Assistant to the Head Coach: Matt Lopez (Grand Canyon, 2018)

Recruiting Coordinator: Ronnie Brewer Jr. (Arkansas, 2015)

Asst. Dir. of Recruiting & Scouting: Blake Wetherington (Murray State, 2017)

Asst. Director for Basketball Operations: Caleb Cline (South Dakota, 2020)

Head Strength Coach: Dave Richardson (Louisiana-Monroe, 1989)



0 • Anthony BLACK  
TBA (Arts & Sciences)



1 • Ricky COUNCIL IV  
Recreation & Sport Mgmt



2 • Trevon BRAZILE  
Communications



3 • Nick SMITH Jr.  
Recreation & Sport Mgmt



4 • Davonte "Devo" DAVIS  
Recreation & Sport Mgmt



5 • Joseph PINION  
TBA (Arts & Sciences)



11 • Jalen GRAHAM  
Sociology



12 • Barry DUNNING Jr.  
TBA (Education)



13 • Jordan WALSH  
TBA (Arts & Sciences)



15 • Makhi MITCHELL  
Food, Nutrition & Health



20 • Kamani JOHNSON  
Communications



21 • Cade ARBOGAST  
Communications



22 • Makhel MITCHELL  
Food, Nutrition & Health



23 • Derrian FORD  
TBA (Education)



45 • Lawson BLAKE  
Exercise Science



Eric MUSSELMAN  
Head Coach



Gus ARGENAL  
Assistant Coach



Keith SMART  
Assistant Coach



Anthony RUTA  
Assistant Coach



Michael MUSSELMAN  
Dir. of Operations



Riley HALL  
Dir. of Internal Ops



Todd LEE  
Dir. of Scouting/Asst to HC



Ronnie BREWER Jr.  
Recruiting Coord.



Matt LOPEZ  
Special Asst to HC



Blake WETHERINGTON  
Asst Dir. Scouting/Recruiting



Caleb CLINE  
Asst Dir. of Ops

## ABOUT ARKANSAS

Location.....Fayetteville, Ark.  
Enrollment.....30,936  
Founded.....1871  
Colors.....Cardinal (PMS 201) and White  
Nickname.....Razorbacks  
Conference.....Southeastern (SEC)  
System President.....Dr. Donald R. Bobbitt (Arkansas, 1980)  
UA Chancellor.....Dr. Charles F. Robinson (Houston, 1987)  
Vice Chancellor / AD.....Hunter Yurachek (Guilford, 1990)  
Faculty Representative.....Paul Adams (LSU, 1992)  
Deputy AD/MBB Admin.....Clayton Hamilton (Arkansas, 1994)  
Arena (Capacity).....Bud Walton Arena (19,200)

## HISTORY

First Year of Basketball.....1923-24  
Seasons.....100th  
Head Coaches.....13  
30-Win / 20-Win Seasons.....5 / 35  
13-plus Conference-Win Seasons.....16  
Overall Conference Championships.....24 (2 SEC, 22 SWC)  
NCAA Tournament Record / App.....48-34 (.585) / 35  
NIT Record / App.....6-5 / 4  
SEC Tournament Record.....29-29



## Most Wins Among SEC Since Muss Arrival

- Since Eric Musselman's arrival, Arkansas leads the SEC in overall wins (82) and overall home wins (53) while ranking second in SEC home wins (21) and third in SEC regular-season only wins (33). **Totals are thru Dec. 13, 2022.**

OVERALL WINS	SEC ONLY WINS	OVERALL HOME WINS	SEC HOME WINS
<b>ARK</b> 82	UK 37	<b>ARK</b> 53	LSU 22
AUB 74	AUB 34	LSU 47	<b>ARK</b> 21
LSU 71	<b>ARK</b> 33	AUB 46	UK 21
TENN 71	BAMA 33	UK 45	AUB 21
BAMA 70	TENN 33	TENN 45	BAMA 20
UK 67	LSU 32	MS ST 42	TENN 20
MS ST 65	FLA 29	BAMA 40	MS ST 18
FLA 60	MS ST 27	OM & A&M 37	FLA 17

## 9-1

- Arkansas is 9-1 through 10 games.
- Coach Muss has started at least 9-1 in each of his four seasons at Arkansas, including a 12-1 start in his first year.
- The best starts in school history are 15-0 in 1928-29 and 12-0 in 1926-27. The following are at least 9-1 starts in school history: 1976-77 (26-1); 1977-78 (25-1); 1982-83 (24-1); 1990-91 (23-1); 1925-26 (22-1); 1927-28 (19-1); 1928-29 (19-1); 1940-41 (15-1); 1924-25 (13-1); 2004-05 (13-1); 1926-27 (12-1); 1992-93 (12-1); 1993-92 (12-1); 2008-09 (12-1); 2019-20 (12-1); 1923-24 (11-1); 1935-36 (11-1); 1981-82 (11-1); 19 94-95 (11-1); 2016-17 (11-1); 1942-43 (10-1); 1978-79 (10-1); 1933-34 (9-1); 1961-62 (9-1); 2020-21 (9-1); 2021-22 (9-1); 2022-23 (9-1).

## Arkansas Stats of Note Not on the NCAA Site

- #1 in the nation at finishing at the rim, making 75% of it shot thanks to 47 dunks this season.
  - ^ Arkansas is averaging 4.7 dunks per game this season compared to 2.8 (103 in 37 games) last season
  - ^ Arkansas has scored 50-plus points in the paint in 2-of-the-last-3 games and three times this season.
- While Arkansas is 26th in the NCAA in free throw attempts, the Razorbacks are 10th in the nation in free throw rate
  - ^ 15% of Arkansas possessions this year end in free throws
- Arkansas is among the nation's top five in transition defense.

## One Game

- Arkansas played exactly one game with all 15 players available for the whole game. It was Game 8 on Dec. 3 versus San Jose State. Ironically, all 15 Razorbacks scored and, by no coincidence, it was Arkansas' best game of the season.
  - ^ Nick Smith missed the first six games and played just six minutes in game seven versus Troy.
  - ^ Davonte Davis missed game seven versus Troy.
  - ^ Trevon Brazile suffered a season-ending injury in the first half of game 9 versus UNCG.
- Versus San Jose State, Arkansas won 99-58 ... its largest margin of victory this season. Also:
  - ^ Arkansas shot 62.7% (37-of-59) from the field and 61.5% (8-of-13) from 3-point range.
  - ^ **It was the best overall FG% shooting night by an Eric Musselman collegiate team.** The previous best was his Nevada squad making 61.5% (40-of-65) versus UMass on Nov. 23, 2018.
- (HogStats.com) **It was only the third game in history that Arkansas has shot at least 60% from 2-point range, 60% from 3 (min. 5 attempts) and 80% from the free throw line (min. 15 atts):**
  - ^ 12/02/22 vs San Jose (63.0 / 61.5 / 81.0) • 1/4/1992 vs Auburn (60.0 / 62.5 / 82.1) • 1/21/1991 vs Florida St (63.0 / 62.5 / 84.0)
- **It was the best 3-point shooting percentage night by a Eric Musselman collegiate team (with at least 10 attempts).**
  - ^ His best night was making 6-of-10 (60%) versus Morehead State on Mar. 30, 2016.
  - ^ The previous best by an Arkansas team under Muss was 57.1% versus Georgia (Jan. 9, 2021). NOTE, Arkansas made 6-of-9 (66.7%) in a win over TCU on Jan. 25, 2020.
- **Arkansas had a season-high 22 assists.**

## Brazile Out for the Season

- Arkansas sophomore forward Trevon Brazile will miss the remainder of the season after injuring his right knee in the first half of the UNC Greensboro game on Dec. 6.
- After further evaluation Wednesday morning, it was determined that Brazile tore his anterior cruciate ligament (ACL) and will have surgery later this month.
- The Springfield, Mo., native entered the UNCG game as Arkansas' leader in rebounds and blocked shots while ranking third on the team in scoring and free throws attempted. He was the Hogs' first player off the bench in all nine games but ranked fourth in minutes played (29.3 avg.).
- Brazile played just nine minutes with no points, two rebounds and two blocked shots before exiting the UNCG game. For the season, he is averaging 11.8 points, 6.0 rebounds and 1.2 blocked shots.
- Brazile was having a breakout season in his first year at Arkansas after spending his freshman campaign at Missouri. He recorded his first two career double-doubles and posted a career high in points (23), his first three career 20-point games and a career high 12 rebounds.
- As a comparison,
 

AT ARK (9 gms):	106 points - making 37 FG with 11 3's	Averaged 6.0 rebounds
AT MIZ (24 gms):	151 points - making 57 FG with 10 3's	Averaged 5.0 rebounds

## Smith Makes it 3 Straight and 2-Out-of-3

- Nick Smith Jr., was named the SEC co-Freshman of the Week (Dec. 12) in leading the Razorbacks to wins over UNC Greensboro and Oklahoma.
- **Arkansas has earned an SEC weekly honor in three straight weeks.**
  - ^ Anthony Black was the SEC co-Freshman of the Week (Nov. 28) for his play in Maui.
  - ^ Ricky Council IV was the SEC Player of the Week (Dec. 5) in leading Arkansas to wins over Troy and San Jose State.
  - ^ Nick Smith Jr., was the SEC co-Freshman of the Week (Dec. 12) for wins versus UNCG and Oklahoma.
- **Smith was also named the CBS Sports/USBWA National Freshman of the Week. The honor has been bestowed three times and Arkansas has earned two.**
  - ^ Anthony Black earned the honor for his play through the season's first four games (Nov. 22).
  - ^ Nick Smith Jr., earned the honor for his play in his first three starts (Dec. 13).

## 2023 NBA MOCK DRAFT BOARDS as of Dec. 7, 2022

### Nick Smith Jr.

#3 overall • #1 college player	NBADraftRoom.com
#3 overall • #1 college player	SportingNews.com
#4 overall • #1 college player	ESPN.com
#4 overall • #1 college player	NBCsports.com
#4 overall • #1 college player	BleacherReport.com
#5 overall • #2 college player	TankAthon.com
#5 overall • #3 college player	NBADraft.net
#6 overall • #2 college player	Yahoo.com
#6 overall • #2 college player	Babcock Hoops
#6 overall • #3 college player	SI.com

### Anthony Black

#3 overall • #1 college player	NBADraft.net
#4 overall • #3 college player	NBADraftRoom.com
#6 overall • #3 college player	BleacherReport.com
#8 overall • #4 college player	Yahoo.com
#11 overall • #7 college player	ESPN.com
#12 overall • #8 college player	TankAthon.com
#13 overall • #9 college player	SI.com
#15 overall • #11 college player	SportingNews.com
#15 overall • #11 college player	Babcock Hoops
#17 overall • #13 college player	NBCsports.com

### Jordan Walsh

#22 overall • #17 college player	SI.com
#23 overall • #17 college player	NBADraft.net
#24 overall • #19 college player	NBADraftRoom.com
#41 overall • #29 college player	ESPN.com
#29 overall • #22 college player	SportingNews.com
#39 overall • #31 college player	BleacherReport.com

### Trevon Brazile

#24 overall • #18 college player	NBADraft.net
#32 overall • #26 college player	Babcock Hoops
#34 overall • #26 college player	BleacherReport.com
#50 overall • #38 college player	ESPN.com

### Ricky Council IV

#21 overall • #15 college player	NBADraft.net
#28 overall • #22 college player	NBADraftRoom.com
#34 overall • #22 college player	ESPN.com
#48 overall • #39 college player	NBADraft.net
#44 overall • #34 college player	BleacherReport.com



## IN-SEASON HONORS

### ANTHONY BLACK

- CBS Sports/USBWA National Freshman of the Week (11/22)
- SEC co-Freshman of the Week (11/28)

### RICKY COUNCIL IV

- SEC Player of the Week (12/5)

### NICK SMITH JR.

- CBS Sports/USBWA National Freshman of the Week (12/13)
- Dick Vitale Star of the Week - Diaper Dandy (12/12)
- SEC co-Freshman of the Week (12/12)

## 2022-23 MISCELLANEOUS STATS

### DOUBLE-FIGURE SCORING GAMES

Player	18-19	19-20	20-21	21-22	22-23	Career
Black					6	6
Brazile				4	5	9
Council IV			5	17	9	31
Davis			14	14	3	31
Dunning Jr.					0	0
Graham		1	9	15	2	27
Johnson	5	15	RS	1	0	21
Kel Mitchell		0	13	18	1	22
Khi Mitchell		1	1	19	3	25
Smith Jr.					3	3
Walsh					3	3

### 20+ POINT SCORING GAMES

Player	18-19	19-20	20-21	21-22	22-23	Career
Black					2	2
Brazile				0	3	3
Davis				1	1	2
Council IV			1	3	4	8
Graham		0	0	0	0	0
Johnson	0	3	RS	0	0	3
Kel Mitchell		0	1	2	0	3
Khi Mitchell		0	0	0	0	0
Smith Jr.					2	2
Walsh					0	0

### 30+/40+ POINT SCORING GAMES

Player	18-19	19-20	20-21	21-22	22-23	Career
Council IV			0/0	1/0	-	1 / 0
Johnson	0/0	2/0	RS	0/0	-	2 / 0

### 3+ THREE-POINTERS IN A GAME

Player	18-19	19-20	20-21	21-22	22-23	Career
Black					1	1
Brazile				0	3	3
Council IV			0	3	1	4
Davis			1	1	0	2
Pinion					0	0
Smith Jr.					1	1

### DOUBLE FIGURE REBOUNDING GAMES

Player	18-19	19-20	20-21	21-22	22-23	Career
Black					0	0
Brazile				1	2	3
Council IV			0	2	0	2
Davis			0	0	1	1
Graham		0	3	1	0	4
Johnson	1	6	RS	0	0	7
Kel Mitchell		0	1	2	0	3
Khi Mitchell		0	0	0	0	0

### DOUBLE FIGURE ASSISTS GAMES

Player	18-19	19-20	20-21	21-22	22-23	Career
Black					0	0
Davis		0	0	0	0	0

### DOUBLE-DOUBLES

Player	18-19	19-20	20-21	21-22	22-23	Career
Black					0	0
Brazile					2	2
Council IV			0	2	0	2
Davis			0	0	1	1
Graham		0	3	1	0	4
Johnson	0	4	RS	0	0	4
Kel Mitchell		0	2	1	0	3
Khi Mitchell		0	1	7	0	8

### TRIPLE-DOUBLES

Player	18-19	19-20	20-21	21-22	22-23	Career
--						

### 5+ ASSIST GAMES

Player	18-19	19-20	20-21	21-22	22-23	Career
Black					5	5
Council IV			0	1	2	3
Davis			2	6	2	10
Graham		0	0	2	0	2
Johnson	0	3	RS	0	0	3
Kel Mitchell		0	0	1	0	2
Khi Mitchell		0	0	2	0	2
Smith Jr.					1	1
Walsh					0	0

### 3+ STEALS IN A GAME

Player	18-19	19-20	20-21	21-22	22-23	Career
Black					2	2
Council IV			0	5	2	7
Davis			2	3	1	6
Graham		1	0	2	0	3
Johnson	1	0	RS	0	0	1
Kel Mitchell		0	0	1	0	1
Khi Mitchell		0	0	2	2	4
Smith Jr.					-	-
Walsh					1	1

### 3+ BLOCKS IN A GAME

Player	18-19	19-20	20-21	21-22	22-23	Career
Black					0	0
Brazile				5	1	6
Graham		2	4	2	0	8
Johnson	0	0	RS	1	0	1
Kel Mitchell		1	6	11	0	18
Khi Mitchell		0	0	6	1	7

## Closing out San Diego State, Troy, San Jose, UNCG and Oklahoma

• **SAN DIEGO STATE:** Arkansas was down eight, 61-53, with 5:32 to play in regulation.

^ The Hogs went a 10-2 run to tie the game with 1:26 left.

^ Arkansas was down four (67-63) with 17 seconds left before tying the game with Kamani Johnson's basket at the buzzer.

• **TROY:** Arkansas was only up three, 58-55, with 6:53 left before closing the game on a 19-3 run, including a 17-0 run.

^ Troy's only basket down the stretch was a 3-pointer with 55 seconds left.

^ Ricky Council scored 11 during the 17-0 run and 13 during the 19-3 spurt to close the game.

• **SAN JOSE STATE:** Arkansas was only up three, 44-41, with 17:27 left before closing the game on a 55-17 run.

^ Arkansas had an initial 26-7 run to lead 70-48 with 10:20 left.

^ After a San Jose basket at 9:44, Arkansas went on a 22-6 run to lead 92-56 with 2:41 left.

^ San Jose State's last field goal came at 5:05 - a 3-pointer - and its last points came with 1:52 left with two free throws.

• **UNC GREENSBORO:** Arkansas was down three (49-46) with 5:51 left before going on a 13-3 run to lead by seven with 1:29 left.

^ Arkansas was down 12 late in the first half and five at the break.

^ Overall, Arkansas closed the game with a 19-9 run over the final 5:51.

• **OKLAHOMA:** Arkansas was down nine (21-12) with 11:47 left in the first half and down five (38-33) with 2:31 left before the break.

^ Arkansas closed the first half on a 10-2 run.

^ Had a 22-9 run from 16:26 to 9:19 of the second half to push a five-point led to a 16-point advantage.

**ARK IN THE LAST 10 MINUTES (AND OT VS SDSU) LAST 5 GAMES (Trailed with 5:00 left in 2 of the 5)**

• **ARK:** **130 pts (26.0 avg)** 40-of-70 FG (57%) 6-of-12 3PT (50%) 44-of-57 FT 16 assists / 12 TO / 7 BLKS / 11 steals  
• **OPP:** **87 pts (17.4 avg)** 30-of-82 FG (36%) 12-of-37 3PT (32%) 15-of-18 FT 14 assists / 20 TO / 3 BLKS / 6 steals

## Second Half Surges Last Six Games

• Arkansas did not back down from adversity at Maui nor the Maui hangover versus Troy.

• Arkansas has trailed at halftime in four of the last six games, taking a leads in the second half after a 12-point, first-half deficit versus Creighton and trailing by 13 and 12 points in the first half in wins over San Diego State and UNC Greensboro.

• **VERSUS CREIGHTON:**

^ Down 12 with 1:43 left in the first half • Trailed by 6 at halftime • Grabbed 1st lead at 16:14 2nd half • 2nd half featured all 10 lead changes and all 10 ties

1st Half FG: 15-34 (44.1%) 3PT: 0-5 (0.0%) 4 assists 5 TO 3 steals

2nd Half FG: 18-36 (50.0%) 3PT: 8-15 (53.3%) 11 assists 4 TO 5 steals

• **VERSUS SAN DIEGO STATE:**

^ Down 13 with 5:56 left in the first half • Trailed by 11 with 14:27 left • Only tied the game twice, both inside the final 40 seconds

• **NEVER LED until scoring first in overtime**

1st Half FG: 9-22 (40.9%) 3PT: 0-8 (0.0%) 4 assists 10 TO 3 steals

2nd Half FG: 11-29 (37.9%) 3PT: 3-8 (37.5%) 4 assists 6 TO 4 steals

• **VERSUS TROY:**

^ Down 33-31 at halftime and down three with 6:53 left before finishing the game on a 19-3 run (including a 17-0 spurt).

1st Half FG: 11-26 (42.3%) 3PT: 1-6 (16.7%) TROY: FG: 13-26 (50.0%) 3PT: 6-14 (42.9%)

2nd Half FG: 16-25 (64.0%) 3PT: 2-5 (40.0%) TROY: FG: 11-30 (36.7%) 3PT: 3-14 (21.4%)

• **VERSUS SAN JOSE STATE:**

^ Only led by three (44-41) at the 17:27 mark of the second half.

1st Half FG: 15-30 (50.0%) 3PT: 3-6 (50.0%) SJSU: FG: 14-31 (45.2%) 3PT: 4-8 (50.0%)

2nd Half FG: 22-29 (75.9%) 3PT: 5-7 (71.4%) SJSU: FG: 9-26 (34.6%) 3PT: 2-11 (18.2%)

• **VERSUS UNC GREENSBORO:**

^ Trailed by 12 late in the first half, by five at halftime and by three with 5:15 left.

^ Arkansas out-scored UNCG 44-32 in the second half (including 19-9 in the final five minutes).

1st Half FG: 9-30 (30.0%) 3PT: 0-8 (0.0%) 4 assists 9 TO 2 steals

2nd Half FG: 9-24 (37.5%) 3PT: 3-10 (30.0%) 5 assists 3 TO 4 steals

## First vs Second

• Arkansas ranks 310th in the NCAA in offensive efficiency in the first half.

• **Arkansas ranks 2nd in the NCAA in offensive efficiency in the second half.**

**FOR THE SEASON, ARKANSAS FIRST HALF VS SECOND HALF (including OT)**

	POINTS (AVG)	FG%	3PT%	FT%	REB (AVG)	ASSISTS	TO	BLKS	STEALS
ARK 1st Half:	338 (33.8)	44% (132-297)	22% (18-80)	65% (56-86)	180 (18.0)	61	76	27	47
OPP 1st Half:	313 (31.3)	43% (120-227)	31% (31-99)	61% (42-68)	165 (16.5)	52	89	11	39
ARK 2nd Half:	443 (44.3)	54% (153-281)	40% (32-80)	77% (105-136)	171 (17.1)	80	56	20	48
OPP 2nd Half:	315 (31.5)	39% (106-268)	27% (24-86)	74% (79-106)	142 (14.2)	45	87	8	21

## Just a Minute ... or 20 ... or 40

• Arkansas has the top two players among the SEC in minutes played.

^ Ricky Council IV 1st - 36.24

^ Anthony Black 2nd - 33.72

• Ricky Council played **all 40 minutes versus Creighton** and, the next day, **41:03 in the overtime win over San Diego State**, including all 20 minutes of the second half and all 5 in OT.

• **GAMES A RAZORBACK PLAYED ALL 40 MINUTES IN REGULATION**

^ Ricky Council IV 2 Creighton; Oklahoma

^ Anthony Black 1 Troy

• **GAMES A RAZORBACK PLAYED ALL 20 MINUTES IN A HALF**

^ Ricky Council IV 9 Fordham (1st) • Louisville (1st) • Creighton (1st & 2nd) • San Diego St. (2nd, plus 5 in OT) • Troy (2nd) UNCG (2nd) • Oklahoma (1st & 2nd)

^ Anthony Black 5 Creighton (2nd) • San Diego St. (2nd, plus 5 in OT) • Troy (1st & 2nd) • UNCG (2nd)

^ Jordan Walsh 2 Creighton (2nd) • San Diego St. (2nd, plus 5 in OT)

^ Nick Smith Jr. 1 UNCG (1)

^ Devo Davis 1 ND State (2nd)

^ Trevon Brazile 1 San Diego St. (2nd, plus 5 in OT)

Player	18-19	19-20	20-21	21-22	22-23	Career
Black					1	1
Brazile				7	5	12
Council IV			4	3	0	7
Davis			2	0	0	2
Graham		0	6	8	1	15
Johnson	2	8	RS	2	0	12
Kel Mitchell		0	5	8	1	14
Khj Mitchell		0	2	15	4	21



## 2022-23 MEDIA PRESEASON ALL-SEC / POLL

### First Team All-SEC

#### NICK SMITH, JR. - ARKANSAS

Colin Castleton - Florida  
Oscar Tshiebwe - Kentucky  
Sahvir Wheeler - Kentucky  
Santiago Vescovi - Tennessee

### Second Team All-SEC

Brandon Miller - Alabama  
Jahvon Quinerly - Alabama  
KJ Williams - LSU  
Josiah Jordan-James - Tennessee  
Zakai Zeigler - Tennessee

### SEC Player of the Year

Oscar Tshiebwe - Kentucky

### PRESEASON POLL

1. Kentucky
2. Arkansas
3. Tennessee
4. Auburn
5. Alabama
6. Texas A&M
7. Florida
8. LSU
9. Ole Miss
10. Mississippi State
11. Missouri
12. Vanderbilt
13. Georgia
14. South Carolina

## 2022-23 COACHES PRESEASON ALL-SEC

### First Team All-SEC

#### Jahvon Quinerly - Alabama NICK SMITH, JR. - ARKANSAS

Colin Castleton - Florida  
Oscar Tshiebwe - Kentucky  
Sahvir Wheeler - Kentucky  
Tolu Smith - Mississippi State  
Kobe Brown - Missouri  
Santiago Vescovi - Tennessee  
Zakai Zeigler - Tennessee

### Second Team All-SEC

Brandon Miller - Alabama  
Wendell Green Jr. - Auburn  
K.D. Johnson - Auburn  
Kario Oquendo - Georgia  
KJ Williams - LSU  
Matthew Murrell - Ole Miss  
Josiah-Jordan James - Tennessee  
Henry Coleman III - Texas A&M

## Getting to The Charity Stripe, A Muss Must

- Arkansas **LED THE NCAA** by making 633 free throws and attempting 833 in 2021-22.
- When getting to the line, Arkansas was productive as it **LED THE SEC** (32nd in the NCAA) in free throw percentage at 76.0%.
- In general, Eric Musselman's collegiate teams do a great job getting to the free throw line. In fact, his teams have either ranked 1st or 2nd in their respective leagues and among the NCAA top 25 in each of his first seven years.
- HOWEVER, Arkansas has not gotten to line at the same rate to start 2022-23.**
  - The Razorbacks are improving and have moved to 27th in the NCAA in both FTA/game (22.6) and FT made/game (16.4)**
  - Arkansas made a season-high 81% (17-of-21) vs San Jose State then made a season-high 26 FT vs UNCG**
- Below are Musselman's teams' ranking in the **NCAA (first)** and in their respective **leagues (second)** in the categories:

	'15-16	'16-17	'17-18	'18-19	'19-20	'20-21	'21-22	'22-23
<b>FT Attempts</b>	<b>2 / 1</b>	<b>13 / 1</b>	<b>16 / 2</b>	<b>16 / 1</b>	<b>8 / 2</b>	<b>5 / 1</b>	<b>1 / 1</b>	<b>27 / 4</b>
<b>FT Made</b>	<b>1 / 1</b>	<b>24 / 2</b>	<b>9 / 2</b>	<b>17 / 1</b>	<b>3 / 1</b>	<b>2 / 1</b>	<b>1 / 1</b>	<b>27 / 4</b>

### INDIVIDUALLY

- 2016-17 Jordan Caroline: 10th in NCAA in FT Att (251)
- 2017-18 Jordan Caroline: 8th in NCAA in FT Att (251)
- 2019-20 **Mason Jones led the NCAA in free throws made (233) and attempted (282)**
- 2020-21 **Moses Moody ranked 2nd in the NCAA in free throws made (151) and attempted (186)**
- 2021-22 Four Razorbacks ranked among the SEC top 15 in free throws made

## Wing Span; Blocks Improving

- Helping the Razorbacks case for being elite rim protectors.....
- Last Year: Arkansas had three players with wing spans over seven feet.
  - Team wing span average last year was 6-6
- THIS YEAR: Arkansas has six players with wing spans over seven feet.**
  - Team wing span average this year is 6-9**
- Last Year, Arkansas ranked 71st in the NCAA (8th SEC) in blocked shots (4.1)  
This Year, Arkansas ranks 48th in the NCAA (7th SEC) in blocked shots (4.7)

## Razorbacks Draw Baylor Big 12/SEC Challenge

- In a rematch of the 2021 NCAA Elite 8 meeting, Arkansas will face Baylor as part of the 2023 SEC/Big 12 Challenge. The contest will be played on Jan. 28, 2023, in Waco, Texas.
- Overall, the 10th annual SEC/Big 12 Challenge will feature 10 games played on the same day (Saturday, Jan. 28, 2023) in a matchup of two premier college basketball conferences. ESPN, ESPN2 and ESPNU will once again televise the Challenge.
- Arkansas will play in its ninth consecutive Challenge. The Razorbacks are 4-4 in such games.
- Arkansas helped the SEC win last year's Challenge, 6-4, with a 77-68 home victory over West Virginia. It was the second year in a row the SEC won the Challenge. The SEC has lost the Challenge just one time in the last six years.

### RAZORBACKS AND BEARS

- The Arkansas and Baylor rivalry dates back to the Razorbacks' first season of basketball (1924-24) when both schools were members of the Southwest Conference. The teams have met on 144 previous occasions, making the Bears fourth (tied) among Arkansas' most common opponents behind Texas A&M (161), Texas (155) and SMU (155) while being tied with Rice (144). Arkansas owns a 96-48 advantage in the series, including a 37-32 mark in games played in Waco. However, the teams have only played three times since 1990-91 after Arkansas left the SWC for the SEC and all three were on neutral courts - Jan. 5, 2008, in Dallas; Dec. 20, 2009, in North Little Rock; and Mar. 29, 2021, in Indianapolis.

- 12/04/14	at #20 Iowa State	L	77	95
- 01/30/16	Texas Tech	(ot) W	75	68
- 01/28/17	at Oklahoma State	L	71	99
- 01/27/18	Oklahoma State	W	66	65
- 01/26/19	at #13 Texas Tech	L	64	67
- 01/25/20	TCU	W	78	67
- 01/30/21	at Oklahoma State	L	77	81
- 01/29/22	West Virginia	W	77	68

## Overall, The Best Incoming Class in the Nation

- Arkansas not only signed the **consensus #2 recruiting in the nation** with two players ranked #1 at their position but the **Razorbacks have the best transfer class in the nation too, according to BustingBrackets.**

### SIGNING CLASS

- Highest-rated recruiting class in school history (Consensus #2 nationally and #1 SEC)
- Only school with **SIX** on the ESPN Top 100 **AND** Sports Illustrated All-American S199.
- First time to sign two - much less three - 5-stars (Nick Smith Jr., Jordan Walsh and Anthony Black) in the same class.
- In fact, Arkansas now has only signed seven, 5-stars since 2004. Smith, Walsh and Black are the only Razorback signees to rank among the ESPN top 15 (dating back to 2007).
- Arkansas had never had a class with at least four players among the ESPN top 100 until Eric Musselman's arrival and his staff has now done so twice (class of 2020 and class of 2022).
- Since 2004, only four Arkansas recruiting classes have ranked among the top 10 and Musselman's staff owns two of those - class of 2020 was #5 ESPN / #9 247Sports and class of 2022 ranks #2 in ESPN, 247Sports and Rivals.



## ERIC MUSSELMAN LIVE RADIO SHOW

Once again, there will be 12 Arkansas basketball radio shows, all starting at 7 pm, at Sassy's Red House (Shows 1-2) Sassy's BBQ and Grille (Shows 3-12).

Tuesday, Nov. 8	Monday, Jan. 9
Monday, Nov. 14	Monday, Jan. 16
Monday, Dec. 5	Monday, Jan. 23
Monday, Dec. 12	Monday, Jan. 30
<b>Monday, Dec. 18</b>	Monday, Feb. 13
Monday, Jan. 2	Monday, Feb. 20



## COURTSIDE WITH ERIC MUSSELMAN

There will be 10, 30-minute television shows featuring head coach Eric Musselman and co-host Chuck Barrett. Each show will air on Sunday. Please check local listings for times and channels in your area.

<b>Sunday, Jan. 1</b>	Sunday, Feb. 5
Sunday, Jan. 8	Sunday, Feb. 12
Sunday, Jan. 15	Sunday, Feb. 21
Sunday, Jan. 22	Sunday, Feb. 26
Sunday, Jan. 29	Sunday, Mar. 5

## ARKANSAS SIGNS TWO 5-STARs

### Layden Blocker

6-2, 180, G

Little Rock, Ark. // Sunrise (Kansas) Christian Academy

Publication	Rating	National Rank	Position Rank	State Rank
247Sports Composite	<b>5-Star</b>	#25	#4 PG	#2 - Kansas
ESPN	4-Star	<b>#22</b>	#6 PG	#1 - Arkansas
On3 Consensus	4-Star	#28	#5 PG	#2 - Kansas
247Sports	4-Star	#29	#6 PG	#3 - Kansas
Rivals	4-Star	#29	#9 PG	-
On3	4-Star	#46	#6 PG	#3 - Kansas

- Named to the 2023 Jersey Mike's Naismith HS Player of the Year Watch List
- Projected by NBADraft.net to be the 20th pick in the 2024 NBA Draft
- Participated in the National Basketball Players Association Top 100 camp and was named to its 10-man All-Star team
- Participated in the USA Basketball junior National Team minicamp

### Baye Fall

6-10, 210, F/C

Dakar, Senegal // Accelerated Schools (Denver, Colo.)

Publication	Rating	National Rank	Position Rank	State Rank
Rivals	<b>5 Star</b>	<b>#11</b>	2 C	--
On3 Consensus	<b>5 Star</b>	#12	3 C	1 Colorado
On3	<b>5 Star</b>	#14	3 C	1 Colorado
247SportsComposite	<b>5 Star</b>	#14	3 C	1 Colorado
247Sports	<b>5 Star</b>	#16	3 C	1 Colorado
ESPN	<b>5 Star</b>	#20	3 C	1 Colorado

- Named to the 2023 Jersey Mike's Naismith HS Player of the Year Watch List
- Projected by NBADraft.net as the #4 overall pick in the 2024 NBA Draft and NBADraftRoom.com has him at the 17th pick
- Was a standout at the prestigious National Basketball Players Association top 100 camp in the summer of 2022 when he led the event in scoring with 14.9 points per game in seven games ... Had a camp-leading 9.4 rebounds per game and averaged an event-leading 4.9 offensive rebounds per game ... Joined fellow Arkansas signee Layden Blocker on the 10-man All-Star squad for the event.
- Was co-MVP performance at the 2021 Pangos All-American Camp.



LAYDEN BLOCKER



BAYE FALL

## ARKANSAS IN 2022-23 RANKINGS

Thru Dec. 13, 2022



TEAM IN THE NCAA/SEC	NCAA	SEC	NO.
Assist/Turnover Ratio (352 ranked)	154	7	1.07
Assists Per Game (352 ranked)	140	7	14.1
Blocks Per Game (352 ranked)	44	6	4.7
<b>Field Goal Percentage (352 ranked)</b>	<b>29</b>	<b>2</b>	<b>49.2</b>
Field Goal Percentage Defense (352 ranked)	114	9	41.3
Fouls Per Game (352 ranked)	212	8	17.1
<b>Free Throw Attempts Per Game (352 ranked)</b>	<b>27</b>	<b>4</b>	<b>22.6</b>
Free Throw Percentage (352 ranked)	102	4	72.6
<b>Free Throws Made Per Game (351 ranked)</b>	<b>27</b>	<b>4</b>	<b>16.4</b>
Rebound Margin (352 ranked)	87	7	4.7
Rebounds (Defensive) Per Game (352 ranked)	109	7	26.7
Rebounds (Offensive) Per Game (352 ranked)	276	14	9
Rebounds Per Game (352 ranked)	186	10	35.7
Scoring Defense (352 ranked)	66	7	63.5
<b>Scoring Margin (352 ranked)</b>	<b>23</b>	<b>4</b>	<b>15.7</b>
<b>Scoring Offense (352 ranked)</b>	<b>59</b>	<b>4</b>	<b>79.2</b>
<b>Steals Per Game (352 ranked)</b>	<b>28</b>	<b>4</b>	<b>9.7</b>
Three Point Attempts Per Game (352 ranked)	339	14	16.1
Three Point Percentage (352 ranked)	286	12	31.1
Three Point Percentage Defense (352 ranked)	71	7	29.8
Three Pointers Per Game (352 ranked)	334	14	5
<b>Turnover Margin (352 ranked)</b>	<b>24</b>	<b>5</b>	<b>4.6</b>
<b>Turnovers Forced Per Game (352 ranked)</b>	<b>21</b>	<b>3</b>	<b>17.8</b>
Turnovers Per Game (352 ranked)	198	8	13.2
<b>Winning Percentage (351 ranked)</b>	<b>16</b>	<b>2</b>	<b>90</b>

## RAZORBACKS IN THE NCAA/SEC

	PLAYER	NCAA	SEC	NO.
Assist/Turnover Ratio (350 ranked)	Anthony Black	342	17	1.23
<b>Assists (343 ranked)</b>	<b>Anthony Black</b>	<b>192</b>	<b>5</b>	<b>37</b>
Assists Per Game (345 ranked)	Anthony Black	188	10	3.7
Blocks (288 ranked)	Makhi Mitchell	118	8	13
	Trevon Brazile	190	10	11
Blocks Per Game (349 ranked)	Makhi Mitchell	129	9	1.3
	Trevon Brazile	151	10	1.22
<b>Double Doubles (242 ranked)</b>	<b>Trevon Brazile</b>	<b>104</b>	<b>3</b>	<b>2</b>
	Makhi Mitchell	242	7	1
	Davonte Davis	242	7	1
<b>Field Goal Attempts (345 ranked)</b>	<b>Ricky Council IV</b>	<b>111</b>	<b>2</b>	<b>135</b>
<b>Field Goal Percentage (334 ranked)</b>	<b>Ricky Council IV</b>	<b>101</b>	<b>5</b>	<b>52.6</b>
<b>Field Goals (331 ranked)</b>	<b>Ricky Council IV</b>	<b>36</b>	<b>2</b>	<b>71</b>
Free Throw Attempts (334 ranked)	Ricky Council IV	133	8	49
Free Throw Percentage (350 ranked)	Ricky Council IV	213	8	79.6
	Anthony Black	293	10	75
<b>Free Throws (344 ranked)</b>	<b>Ricky Council IV</b>	<b>112</b>	<b>5</b>	<b>39</b>
<b>Minutes Per Game (348 ranked)</b>	<b>Ricky Council IV</b>	<b>21</b>	<b>1</b>	<b>36:14</b>
	Anthony Black	123	2	33:43
<b>Points (348 ranked)</b>	<b>Ricky Council IV</b>	<b>49</b>	<b>1</b>	<b>192</b>
<b>Points Per Game (346 ranked)</b>	<b>Ricky Council IV</b>	<b>37</b>	<b>1</b>	<b>19.2</b>
Rebounds (338 ranked)	--	--	--	--
Rebounds (Defensive) Per Game (350 ranked)	Trevon Brazile	185	8	5
Rebounds (Offensive) Per Game (342 ranked)	--	--	--	--
Rebounds Per Game (331 ranked)	Trevon Brazile	331	12	6
Steals (308 ranked)	Anthony Black	120	11	18
	Ricky Council IV	150	12	17
	Anthony Black	126	12	1.8
Steals Per Game (326 ranked)	Ricky Council IV	152	14	1.7
Three Point Attempts (334 ranked)	--	--	--	--
Three Point Percentage (119 ranked)	--	--	--	--
Three Pointers Per Game (340 ranked)	--	--	--	--
Total 3-point FGM (319 ranked)	--	--	--	--
Triple Doubles (1 ranked)	--	--	--	--



# 2022-23 SEC STANDINGS

Through Tues • Dec 13



	SEC	PCT.	HOME	AWAY	OVERALL	PCT.	HOME	ROAD	NEUTRAL	STRK
Mississippi State	0-0	--	0-0	0-0	9-0	1.000	5-0	1-0	3-0	W9
Alabama	0-0	--	0-0	0-0	9-1	.900	5-0	2-0	2-1	W4
<b>Arkansas</b>	<b>0-0</b>	<b>--</b>	<b>0-0</b>	<b>0-0</b>	<b>9-1</b>	<b>.900</b>	<b>6-0</b>	<b>0-0</b>	<b>3-1</b>	<b>W5</b>
LSU	0-0	--	0-0	0-0	9-1	.900	6-0	0-0	3-1	W4
Missouri	0-0	--	0-0	0-0	9-1	.900	8-1	1-0	0-0	L1
Tennessee	0-0	--	0-0	0-0	9-1	.900	5-0	0-0	4-1	W8
Auburn	0-0	--	0-0	0-0	8-1	.889	6-0	0-0	2-1	L1
Kentucky	0-0	--	0-0	0-0	7-2	.778	6-0	0-1	1-1	W4
Ole Miss	0-0	--	0-0	0-0	7-2	.778	5-0	0-1	2-1	W1
Georgia	0-0	--	0-0	0-0	7-3	.700	5-0	0-2	1-1	L1
Texas A&M	0-0	--	0-0	0-0	6-3	.667	4-0	1-0	1-3	W1
Florida	0-0	--	0-0	0-0	6-4	.600	4-2	1-0	1-2	L1
South Carolina	0-0	--	0-0	0-0	5-4	.556	4-0	1-1	0-3	W2
Vanderbilt	0-0	--	0-0	0-0	5-5	.500	3-3	1-1	1-1	L1

## AP (Dec. 12)

1	Purdue (27)	10-0	1,508
2	Virginia (19)	8-0	1,476
3	UConn (15)	11-0	1,466
<b>4</b>	<b>ALABAMA</b>	<b>8-1</b>	<b>1,326</b>
5	Houston	9-1	1,224
<b>6</b>	<b>TENNESSEE (1)</b>	<b>9-1</b>	<b>1,189</b>
7	Texas	7-1	1,173
8	Kansas	9-1	1,165
9	Arizona	8-1	1,096
<b>10</b>	<b>ARKANSAS</b>	<b>9-1</b>	<b>1,029</b>
<b>11</b>	<b>BAYLOR</b>	<b>7-2</b>	<b>881</b>
12	Duke	10-2	840
<b>13</b>	<b>KENTUCKY</b>	<b>7-2</b>	<b>688</b>
14	Indiana	8-2	622
15	Gonzaga	7-3	621
16	UCLA	8-2	606
<b>17</b>	<b>MISSISSIPPI STATE</b>	<b>9-0</b>	<b>497</b>
18	Illinois	7-3	487
<b>19</b>	<b>AUBURN</b>	<b>8-1</b>	<b>453</b>
20	Maryland	8-2	414
21	TCU	8-1	270
22	Wisconsin	8-2	255
23	Ohio State	7-2	209
24	Virginia Tech	10-1	109
25	Miami (Fl.)	10-1	100

## AP (Dec. 12)

1	Purdue (9)	10-0	697
2	Virginia (12)	8-0	683
3	Connecticut (7)	9-1	677
4	Houston	11-0	588
<b>5</b>	<b>ALABAMA</b>	<b>8-1</b>	<b>585</b>
6	Kansas (1)	9-1	568
<b>7</b>	<b>TENNESSEE</b>	<b>9-1</b>	<b>550</b>
8	Texas	7-1	537
9	Arizona	8-1	487
<b>10</b>	<b>ARKANSAS</b>	<b>9-1</b>	<b>466</b>
<b>11</b>	<b>BAYLOR</b>	<b>7-2</b>	<b>387</b>
12	Duke	10-2	366
<b>13</b>	<b>KENTUCKY</b>	<b>7-2</b>	<b>330</b>
14	UCLA	8-2	310
15	Gonzaga	7-3	291
16	Indiana	8-2	272
17	Maryland	8-2	237
<b>18</b>	<b>AUBURN</b>	<b>8-1</b>	<b>223</b>
19	Illinois	7-3	204
<b>20</b>	<b>MISSISSIPPI STATE</b>	<b>9-0</b>	<b>155</b>
21	Ohio St.	7-2	134
22	Texas Christian	8-1	102
23	Wisconsin	8-2	99
24	Virginia Tech	10-1	99
25	Miami-Florida	10-1	55

RECEIVING VOTES: Memphis 74; Charleston 64; Marquette 39; Iowa St 39; Arizona St 39; UNLV 27; Xavier 26; Iowa 25; West Virginia 20; Saint Mary's 15; Texas Tech 14; **SAN DIEGO STATE 14**; New Mexico 12; Utah 12; **CREIGHTON 11**; Michigan St 5; Mississippi Valley St 4; Utah St 4; Kansas St 2.

RECEIVING VOTES: Marquette 46; Iowa State 46; Iowa 46; West Virginia 32; Memphis 29; Charleston 24; **CREIGHTON 20**; Saint Mary's 15; Xavier 14; UNLV 13; New Mexico 9; **SAN DIEGO STATE 8**; Kansas State 6; Utah St 4; Texas Tech 4; Arizona State 3; Rutgers 2; North Carolina 1; Michigan St 1.

## SEC SCHEDULE

Wednesday, December 14	TV	CT
Florida vs. Ohio (at Tampa, FL)	ESPN2	6:00 pm
South Carolina at UAB	CBSSN	6:00 pm
UCF at Ole Miss	SECN+	6:30 pm
Miss St. vs. Jackson St. (at Jackson, MS)	--	6:30 pm
Georgia St. at Auburn	SECN+	7:00 pm
Saturday, December 17	TV	CT
Missouri vs. UCF (Sunrise FL)	--	11:00 am
Alabama vs. Gonzaga (at B'ham, AL)	CBS	12:00 pm
S. Caro. vs. E. Caro. (at Greenville, SC)	ESPN+	1:00 pm
Nicholls St at Mississippi St.	SEC	2:00 pm
<b>Arkansas vs. Bradley (at N. Little Rock)</b>	<b>--</b>	<b>3:00 pm</b>
Temple at Ole Miss	SEC	4:00 pm
Kentucky vs. UCLA (New York City)	CBS	4:15 pm
Winthrop at LSU	SEC	6:00 pm
Texas A&M at Memphis	ESPNU	6:00 pm
Tennessee at Arizona	ESPN2	9:30 pm
Vanderbilt vs. NC State (Chicago)	CBSSN	9:30 pm
Sunday, December 18	TV	CT
Auburn at Southern California	ESPN	4:30 pm
Georgia vs. Notre Dame (Atlanta)	ESPN2	4:30 p

## HOGS RANKING BY WEEK

WEEK	AP	COACH	NET
Preseason	<b>10</b>	<b>10</b>	No Poll
Nov. 14	<b>9</b>	<b>10</b>	No Poll
Nov. 21	<b>9</b>	<b>9</b>	No Poll
Nov. 28	<b>T11</b>	<b>11</b>	No Poll
Dec. 5	<b>9</b>	<b>8</b>	<b>25</b>
Dec. 12	<b>10</b>	<b>10</b>	<b>24</b>
Dec. 19			
Dec. 26			
Jan. 2			
Jan. 9			
Jan. 16			
Jan. 23			
Jan. 30			
Feb. 6			
Feb. 13			
Feb. 20			
Feb. 27			
Mar. 6			
Mar. 13			
Apr. 4			

## ARKANSAS IN THE POLLS

Ranking in AP Poll unless \* indicating only ranked in the Coaches Poll

As	Overall	H	A	N	Last Meeting	Last Win
As #1	16-4	8-0	6-2	2-2	W, 97-79 vs #14 Georgetown @MEM (11/27/94)	Same
As #2	38-4	17-1	7-0	14-3	W, 76-72 vs #2 Duke @NCAA (4/4/94)	Same
As #3	29-5	13-0	10-5	6-0	W, 97-79 vs Tennessee (1/7/95)	Same
As #4	13-2	8-0	3-2	2-0	W, 94-71 at Missouri (12/3/94)	Same
As #5	13-8	1-1	2-4	10-3	L (OT), 93-95 vs #3 Kentucky @SEC (3/12/95)	69-58 vs #20 Alabama @SEC (3/11/95)
As #6	18-3	6-0	5-0	7-3	L, 78-89 vs #1 UCLA @NCAA (4/3/95)	75-68 vs #4 N. Carolina @NCAA (4/1/95)
As #7	18-1	4-0	7-0	7-1	W, 68-66 vs Auburn (3/4/95)	Same
As #8	9-10	6-1	1-5	2-4	L, 71-78 vs LSU @SEC (3/13/21)	70-64 vs Missouri @SEC (3/12/21)
As #9	27-6	7-1	6-1	14-4	W, 88-78 vs Oklahoma (12/10/22) @ Tulsa	Same
<b>As #10</b>	<b>18-4</b>	<b>10-1</b>	<b>2-1</b>	<b>6-2</b>	<b>W, 74-48 vs Fordham (11/11/22)</b>	<b>Same</b>
As #11	22-6	12-2	6-4	4-0	W, 99-58 vs San Jose St (12/03/22)	Same
As #12	22-9	11-0	8-5	2-4	L, 88-66 vs Oklahoma (12/11/21)	86-66 vs Charlotte (12/8/21)
As #13	17-5	11-1	3-4	3-0	W, 76-60 vs Penn (11/28/21)	Same
As #14	29-5	13-0	8-2	8-3	L, 78-74 at #13 Tennessee (3/5/22)	77-73 vs LSU (3/2/22)
As #15	16-4	4-1	9-1	3-2	L, 64-82 vs Texas A&M (03/12/22)	90-68 vs Tennessee State (11/17/00)
As #16	17-6	12-1	3-4	2-1	W, 93-80 vs UNI (11/17/21)	Same
As #17	18-9	5-0	5-2	****8-7	W, 69-78 vs #9 Duke @NCAA (3/26/22)	74-68 vs #1 Gonzaga @NCAA (3/24/22)
As #18	20-9	*10-4	8-4	2-1	W, 75-73 vs #6 Kentucky (2/26/22)	Same
As #19	16-7	8-2	3-3	5-2	L, 82-96 vs Ole Miss (1/17/15)	67-45 vs Wofford (11/9/07)
As #20	24-4	**11-0	1-0	****12-4	W, 83-75 vs LSU (2/27/21)	Same
As #21	6-4	3-0	0-1	3-3	L, 78-87 vs #15 N. Carolina @NCAA (3/21/15)	56-53 vs Wofford @NCAA (3/19/15)
As #22	8-5	4-1	2-3	2-1	L, 77-78 at Auburn (1/6/18)	84-79 (OT) vs Miss State @SEC (3/6/99)
As #23	7-1	5-0	2-1	0-0	W, 58-48 vs #16 Tennessee (2/19/22)	Same
As #24	7-1	4-0	3-0	0-1	L, 89-81 vs Hofstra @ NLR (12/8/21)	Same
As #25	5-2	5-0	0-1	0-1	W, 94-77 vs Iona (11/30/14)	Same
<b>TOT.</b>	<b>430-126</b>	<b>198-17</b>	<b>110-57</b>	<b>122-52</b>	<b>W, 88-78 vs Oklahoma (12/10/22) @ Tulsa</b>	<b>Same</b>

## ARKANSAS VERSUS THE POLLS

Ranking in AP Poll unless \* indicating only ranked in the Coaches Poll

Vs	Overall	H	A	N	Last Meeting	Last Win
Vs #1	3-11	1-2	0-2	2-7	W, 74-68 vs Gonzaga @NCAA (03/24/22)	Same
Vs #2	6-8	5-2	0-5	1-1	W, 80-69 vs Florida (2/5/13)	Same
Vs #3	0-15	0-1	0-3	0-11	L, 72-81 vs Baylor @ NCAA (3/29/21)	--
Vs #4	5-12	2-2	1-7	2-3	L, 66-70 at Kentucky (2/26/19)	96-88 vs Oklahoma (12/30/08)
Vs #5	4-4	4-1	0-1	0-2	W, 74-71 vs Texas A&M (1/27/16)	Same
Vs #6	7-11	4-3	0-5	3-3	W, 75-73 vs Kentucky (2/26/22)	Same
Vs #7	1-5	1-0	0-1	0-4	W, 67-64 vs Texas (1/6/09)	Same
Vs #8	3-4	2-0	1-3	0-1	L, 65-82 vs Kentucky @SEC (3/12/17)	88-61 vs Alabama (1/6/07)
Vs #9	2-6	0-0	1-4	1-2	L, 69-78 vs Duke @NCAA (3/26/22)	91-82 vs Arizona @NCAA (4/2/94)
Vs #10	5-5	2-2	2-1	1-2	L, 90-87 vs Creighton (11/22/22)	(OT), 86-81 at Missouri (2/13/21)
Vs #11	5-8	2-2	1-4	2-2	L (OT), 76-79 vs Auburn (2/4/20)	104-93 vs Missouri (12/5/95)
Vs #12	7-9	2-2	2-4	*3-3	W, 65-58 at LSU (1/15/22)	Same
Vs #13	6-4	3-0	0-2	3-2	L, 74-78 at Tennessee (3/5/22)	87-85 vs Kentucky (1/14/14)
Vs #14	5-7	3-2	0-3	2-2	L, 64-67 at Texas Tech (1/26/19)	91-82 vs Auburn (2/27/18)
Vs #15	3-5	0-0	0-2	0-3	L, 78-887 vs N. Carolina @NCAA (3/21/15)	98-88 vs Mississippi State (1/17/12)
Vs #16	4-7	2-2	0-4	2-1	W, 58-48 vs Tennessee (2/19/22)	Same
Vs #17	4-3	1-2	1-0	2-1	W (OT), 78-74 vs San Diego St (11/23/22)	Same
Vs #18	5-7	1-2	2-3	2-2	L, 67-84 at Ole Miss (1/19/19)	80-73 at Ole Miss (1-31-10)
Vs #19	8-3	3-1	3-1	2-1	W, 90-89 at LSU (2/2/19)	Same
Vs #20	10-5	4-2	1-2	5-1	L, 69-92 at Texas A&M (1/2/16)	66-64 vs Michigan (1/21/12)
Vs #21	5-3	2-1	1-0	2-2	W, 68-66 vs TX Tech @NCAA (3/21/21)	Same
Vs #22	4-2	4-1	0-1	0-0	W (OT), 77-76 vs Kentucky (2/23/11)	Same
Vs #23	3-7	1-2	0-3	2-2	W, 80-72 vs Florida @SEC (3/9/18)	Same
Vs #24	2-4	1-2	*0-1	*1-1	*L, 59-90 at Alabama (1/16/21)	*86-72 vs Indiana @NCAA (3/21/08)
Vs #25	4-4	*3-2	0-0	-1-2	L, 72-81 vs Florida (12/29/16)	82-74 vs Vanderbilt (1/31/16)
<b>TOT.</b>	<b>111-159</b>	<b>56-36</b>	<b>16-62</b>	<b>39-61</b>	<b>L, 90-87 vs #10 Creighton (11/22/22)</b>	<b>74-68 vs #1 Gonzaga @NCAA (3/24/22)</b>

## RANKED ARKANSAS VERSUS RANKED OPPONENT

Overall	H	A	N
47-50	17-5	4-15	26-30
LAST TIME: #9 ARK v #17 San Diego St - W, 78-74 (ot) (11/22/22) LAST W: #17 ARK v #1 ZAGS @ NCAA - W, 74-68 (3/24/22)			
LAST W at Home: #18 ARK v #6 KY - W, 75-73 (2/26/22)			
LAST W on Road: #10 ARK at #18 BAMA - W, 86-80 (2/15/95)			
LAST W vs Neutral: #9 ARK vs #17 AZTECS - W, 78-74 (ot) (11/23/22)			

## LAST TIME HOGS WON AS TOP 25

	HOME	ROAD	NEUTRAL
#1: Miss State	3/5/94	LSU	3/2/94
#2: NW (La) St	12/4/93	Baylor	1/26/91
#3: Tennessee	1/7/95	Ole Miss	1/4/95
#4: Jackson St.	11/30/94	Missouri	12/03/94
#5: Miss State	1/1/95	Tennessee	1/29/94
#6: Montevallo	2/5/94	UAB	1/27/90
#7: Auburn	3/4/95	Florida	3/24/90
#8: Montevallo	2/25/95	LSU	2/22/95
#9: UNC	12/06/22	S. Carolina	1/21/95
#10: Fordham	11/17/22	Alabama	2/15/95
#11: San Jose St	12/03/22	S. Alabama	11/29/89
#12: Charlotte	12/7/21	S. Carolina	3/2/21
#13: Penn	11/28/21	S. Carolina	1/9/93
#14: LSU	3/2/22	Alabama	2/13/93
#15: Tenn State	11/27/20	Miss State	1/31/98
#16: UNI	11/7/21	S. Alabama	12/30/91
#17: SE Mo. State	11/27/82	Florida	2/6/93
#18: Kentucky	2/26/22	Florida	2/22/22
#19: Wofford	11/9/07	Wake Forest	12/23/98
#20: LSU	2/27/21	LSU	1/2/99
#21: North Texas	12/05/00	--	(0-1)
#22: Providence	1/23/99	Memphis	1/10/98
#23: Tennessee	2/19/22	Missouri	2/15/22
#24: Florida	2/16/21	Ole Miss	2/14/15
#25: Iona	11/30/14	--	(0-1)

## LAST TIME HOGS WON VS TOP 25



# VERSUS 2022-23 OPPONENTS

## NON-CONFERENCE

School	Gms	Series Record	H	A	N	Last Meeting
Baylor	144	Arkansas Leads, 96-48	53-11	37-32	6-5	N - L, 81-72 (03/29/21) @ Elite 8
<b>Bradley</b>		• <b>FIRST MEETING</b> •				
Creighton	3	Creighton Leads, 2-1	0-0	0-1	2-0	N - L, 90-87 (11/22/22)
Fordham	3	Arkansas Leads, 2-1	1-0	0-0	1-1	H - W, 64-48 (11/11/22)
Louisville	8	Series Tied 4-4	0-1	1-0	3-3	N - W, 80-54 (11/21/22)
North Dakota State	2	Arkansas Leads, 2-0	2-0	0-0	0-0	H - W, 76-58 (11/07/22)
Oklahoma	30	Arkansas Leads, 19-13	8-5	3-7	6-1	N - W, 88-78 (12/10/22) @Tulsa
San Diego State	3	Arkansas Leads, 3-0	0-0	0-0	3-0	N - W, 78-74 (ot) (11/23/22)
San Jose State	1	Arkansas Leads, 1-0	1-0	0-0	0-0	H - W, 99-58 (12/03/22)
South Dakota State	1	Arkansas Leads, 1-0	1-0	0-0	0-0	H - W, 71-56 (11/16/22)
Troy	6	Arkansas Leads, 5-1	3-1	0-0	2-0	H - W, 74-61 (11/28/22)
UNC Asheville		• <b>FIRST MEETING</b> •				
UNC Greensboro	2	Arkansas Leads, 2-0	2-0	0-0	0-0	H - W, 65-58 (12/06/22)

## SOUTHEASTERN CONFERENCE

School	Gms	Series Record	H	A	N	Last Meeting
Alabama	66	Arkansas Leads, 36-30	20-6	8-22	8-2	A - L, 68-67 (02/12/22)
• SEC Only	56	Arkansas Leads, 29-27	20-6	8-20	1-1	
Auburn	57	Arkansas Leads, 37-20	23-5	13-14	1-1	H - W, 80-76 OT (02/08/22)
• SEC Only	56	Arkansas Leads, 37-19	23-5	13-14	1-0	
Florida	40	Arkansas Trails, 14-26	9-7	3-14	2-5	A - W, 82-74 (02/22/22)
• SEC Only	SAME					
Georgia	41	Arkansas Leads, 25-16	12-3	6-10	6-3	A - W, 99-73 (02/02/22)
• SEC Only	SAME					
Kentucky	46	Arkansas Trails, 13-33	8-8	4-15	1-10	H - W, 75-73 (02/26/22)
• SEC Only	41	Arkansas Trails, 13-28	8-8	4-13	1-8	
LSU	75	Arkansas Leads, 41-34	22-8	13-19	6-7	N - W, 79-67 (03/11/22)
• SEC Only	66	Arkansas Leads, 37-29	22-8	12-18	3-3	
Ole Miss	84	Arkansas Leads, 51-33	17-11	10-20	24-2	A - W, 64-55 (01/26/22)
• SEC Only	55	Arkansas Leads, 29-27	17-10	10-18	1-0	
Mississippi State	67	Arkansas Leads, 35-32	23-8	7-23	5-1	H - W, 63-55 (02/05/22)
• SEC Only	58	Arkansas Leads, 30-28	22-7	6-21	2-0	
Missouri	58	Arkansas Leads, 32-26	18-10	12-16	2-0	A - W, 76-57 (02/15/22)
• SEC Only	21	Arkansas Leads, 13-8	8-2	4-6	1-0	
South Carolina	37	Arkansas Leads, 22-15	12-5	7-8	3-2	H - W, 75-59 (01/18/22)
• SEC Only	SAME					
Tennessee	46	Arkansas Trails, 22-24	12-4	4-15	6-5	A - L, 78-74 (03/05/22)
• SEC Only	42	Arkansas Trails, 19-23	12-4	4-15	3-4	
Texas A&M	164	Arkansas Leads, 105-59	60-15	38-39	7-5	N - L, 82-64 (03/12/22)
• SEC Only	18	Arkansas Leads 10-8	8-1	2-6	0-1	
Vanderbilt	42	Arkansas Leads, 29-13	16-4	8-8	5-1	H - L, 75-74 (01/04/21)
• SEC Only	40	Arkansas Leads 28-12	15-4	8-7	5-1	

## AT THE SEC TOURNEY

Overall: ..... 29-29  
 1st Rd: ..... 4-10  
 2nd Rd: ..... 1-2  
 Quarterfinal: ..... 16-2  
 Semifinal: ..... 7-9  
 Final: ..... 1-6

## RECORD BY OPPONENT

Opponent	Record	Last Meeting
Alabama	1-1	1995, W, 69-58 (Semis)
Auburn	1-0	2000, W, 75-67 (Final)
Florida	2-5	2015, W, 66-50 (2nd)
Georgia	6-3	2015, W, 60-49 (Semis)
Kentucky	1-9	2017, L, 82-65 (Final)
LSU	3-3	2022, W, 79-67 (Quart)
Ole Miss	1-0	2017, W, 73-72 (Quart)
Mississippi State	2-0	2007, W, 70-64 (Semis)
Missouri	1-0	2021, W, 70-64 (Quart)
South Carolina	3-2	2018, W, 69-64 (2nd)
Tennessee	3-4	2018, L, 84-66 (Semis)
Texas A&M	0-1	2022, L, 82-64 (Semis)
Vanderbilt	5-1	2020, W, 86-73 (1st)

## AT THE NCAA TOURNEY

Overall: ..... 48-34  
 1st Rd: ..... 19-8  
 2nd Rd: ..... 11-10  
 Sweet 16: ..... 8-5  
 Elite 8: ..... 6-5  
 Final Four: ..... 2-4  
 Championship: ..... 1-1  
 Regional/Final Consolations: ..... 2-1

## RECORD BY OPPONENT

Opponent	Record	Last Meeting
Alabama	1-0	1991, W, 93-70 (Sweet 16)
Arizona	1-0	1994, W, 91-82 (Final 4)
Arizona State	1-0	1991, W, 97-90 (2nd)
Baylor	0-1	2021, L, 81-72 (Elite 8)
Bucknell	0-1	2006, L, 59-55 (1st)
Butler	0-1	2018, L, 79-62 (1st)
Cal St-Fullerton	1-0	1979, W, 61-58 (Elite 8)
Cincinnati	0-1	1958, L, 97-62 (Final 4 con)
Colgate	1-0	2021, W, 85-68 (1st)
Dayton	1-0	1990, W, 86-84 (2nd)
Duke	1-2	2022, L, 78-69 (Elite 8)
Georgetown	1-1	2001, L, 63-61 (1st)
Georgia State	1-0	1979, W, 117-76 (1st)
Gonzaga	1-0	2022, W, 74-68 (Sweet 16)
Holy Cross	1-0	1993, W, 94-64 (1st)
Indiana	1-0	2008, W, 86-72 (1st)
Indiana State	0-1	1979, L, 73-71 (Elite 8)
Iowa	1-1	1999, L, 82-72 (2nd)
Kansas	0-1	1991, L, 93-71 (Elite 8)
Kansas State	0-2	1982, L, 65-64 (2nd)
Kentucky	0-1	1979, L, 64-59 (Final 4)
LSU	0-1	1981, L, 75-56 (Sweet 16)
Louisville	2-2	1989, L, 93-74 (2nd)
Loyola-Marymount	1-0	1989, W, 120-101 (1st)
Marquette	1-0	1996, W, 65-56 (2nd)
UMass	0-1	1996, L, 79-63 (Sweet 16)
Memphis	1-1	1995, W, 96-91 OT (Sweet 16)
Mercer	1-0	1981, W, 73-67 (1st)
Miami (Fla.)	0-1	2000, L, 75-71 (1st)
Michigan	1-0	1994, W, 76-68 (Elite 8)
Murray State	1-0	1992, W, 80-60 (1st)
Nebraska	1-0	1998, W, 74-65 (1st)
New Mexico State	1-0	2022, W, 53-48 (2nd)
Notre Dame	1-0	1979, W, 71-69 (Final 4)
North Carolina	2-4	2017, L, 72-65 (2nd)
N.C. A&T	1-0	1994, W, 94-79 (1st)
Oklahoma	0-2	1958, L, 65-4 (Sweet 16)
Oral Roberts	1-0	2021, W, 72-70 (Sweet 16)
Oregon	1-0	1945, W, 79-76 (Elite 8)
Oregon State	0-1	1949, L, 56-38 (Elite 8)
Penn State	1-0	1996, W, 86-80 (1st)
Princeton	1-0	1990, W, 68-64 (1st)
Purdue	1-0	1983, W, 78-68 (2nd)
St. John's	1-1	1993, W, 80-74 (2nd)
Seton Hall	1-0	2017, W, 77-71 (1st)
Siena	1-0	1999, W, 94-80 (1st)
Southern Cal	0-1	2007, L, 77-60 (1st)
Syracuse	1-0	1995, W, 96-94 OT (2nd)
Texas	1-0	1990, W, 88-85 (Elite 8)
Texas Southern	1-0	1995, W, 79-78 (1st)
Texas Tech	1-0	2021, W, 68-66 (2nd)
Tulsa	1-0	1994, W, 103-84 (Sweet 16)
UCLA	1-1	1995, L, 89-78 (Final)
Utah	0-1	1998, L, 69-65 (2nd)
Vermont	1-0	2022, W, 75-73 (1st)
Villanova	0-1	1988, L, 82-74 (1st)
Virginia	1-1	1995, W, 68-61 (Elite 8)
Wake Forest	0-1	1977, L, 86-80 (1st)
Washington State	0-1	1941, L, 64-53 (Final 4)
Weber State	2-0	1980, W, 74-63 (2nd)
Wofford	1-0	2015, W, 56-53 (2nd*)
Wyoming	2-0	1949, W, 61-48 (Reg con)

# #PROHOGS

<b>41</b>	<b>NBA Draft Selections</b>	<b>16</b>	<b>All-Star Game Appearances</b>	<b>14</b>	<b>All-Defensive Team Honors</b>
-----------	-----------------------------	-----------	----------------------------------	-----------	----------------------------------



**PATRICK BEVERLEY**

- 11th Year in NBA
- 3x NBA All-Defensive Team
- 2009 - 2nd RD/42nd overall



**DANIEL GAFFORD**

- 4th Year in NBA
- 2019 - 2nd RD/38th overall



**ISAIAH JOE**

- 3rd Year in NBA
- 2020 - 2nd RD/49th overall



**MOSES MOODY**

- 2nd Year in NBA
- 1st Hog to be "1 & Done"
- 2021 - 1st RD/14th Pick
- 2022 NBA Champion



**BOBBY PORTIS**


- 8th Year in NBA
- 2021 NBA Champion
- 2015 - 1st RD/22nd overall



**JAYLIN WILLIAMS**

- 1st Year in NBA
- 2022 - 2nd RD/34th overall

<b>13</b>	<b>First Round Draft Picks</b>	<b>7</b>	<b>All-NBA Selections</b>	<b>6</b>	<b>NBA Champions</b>
-----------	--------------------------------	----------	---------------------------	----------	----------------------



## PROHOGS AROUND THE WORLD

Adrio Bailey	Frankston Blues (Australia)
Jaylen Barford	Lokomotiv (Russia)
Coty Clarke	Nagoya DD (Japan)
Jeantal Cylla	Union SF (Argentina)
Jabril Durham	Szolnok (Hungary)
Olumuyiwa Famutimi	Scarborough (Canada)
Courtney Fortson	PGE Spojnia Stargard (Poland)
Dusty Hannahs	Santa Cruz Warriors (G League)
Delvon Johnson	Usti n/Labem (Czech Republic)
Joe Johnson	Triplets (USA BIG3)
Mason Jones	Mexico City (G League)
Chris Lykes	Horsens IC (Denmark)
Daryl Macon	Unics (Russia)
JD Notae	Aris (Greece)
Emeka Obukwelu	Skriljevo (Croatia)
Michael Qualls	Al Riyadi (Lebanon)
Jalen Tate	Peja (Kosovo)
Dustin Thomas	Prishtina (Kosovo)
Charles Thomas	Penarol (Uruguay)
Justin Smith	Delaware Blue Coats (G League)
Au'Diese Toney	Lakeland Magic (G League)
Stanley Umude	Motro City Cruise (G League)
Trey Wade	Arka Gdynia (Poland)
Sonny Weems	Shanxi Loongs (China)





## ERIC MUSSELMAN

**ARKANSAS HEAD COACH**

**San Diego, 1987**

**82-29 • 4th year as Arkansas head coach**

**192-63 • 8th year as collegiate head coach**

**503-291 • 14 seasons as professional head coach**

- 1996 USBL Coach of the Year
- 2003 NBA Coach of the Year Runner-Up
- 2012 NBA D-League Coach of the Year
- 2016 Bleacher Report's Mountain West Coach of the Year
- 2017 USBWA District VIII Coach of the Year
- 2018 USBWA District VIII Coach of the Year
- 2018 NABC District 17 Coach of the Year
- 2018 Mountain West Coach of the Year
- **2021 Jim Phelan Coach of the Year Finalist**
- **2021 Werner Ladder Naismith Coach of the Year Semifinalist**
- **2021 Basketball Times Midlands District Coach of the Year**

### COLLEGIATE HEAD COACHING RECORD

Year	Overall	Conf	Finish	Conf Tourn	NCAA/CBI Postseason
2015-16	24-14	10-8	MW (T4th)	1-1	5-1 • CBI Champion
2016-17	28-7	14-4	<b>MW (1st)</b>	3-0 *	0-1 • #12 seed NCAA 1st Rd
2017-18	29-8	15-3	<b>MW (1st)</b>	1-1	2-1 • #7 seed NCAA Sweet 16
2018-19	29-5	15-3	<b>MW (1st)</b>	1-1	0-1 • #7 seed NCAA 1st Rd
2019-20	20-12	7-11	SEC (T10th)	1-0 +	Canceled
2020-21	25-7	13-4	SEC (2nd)	1-1	3-1 • #3 seed Elite 8
2021-22	28-9	13-5	SEC (4th)	1-1	3-1 • #4 seed Elite 8
2022-23	8-1	0-0			
<b>Totals</b>	<b>192-63</b>	<b>87-38</b>		<b>9-5</b>	<b>13-6 (8-5 NCAA / 5-1 CBI)</b>

\* - Tournament champion / + - SEC Tourney canceled after Rd 1 due to COVID

## MUSSELMAN'S CAREER AS HEAD COACH

NOTE: Professional basketball **DOES NOT** count postseason toward season W-L record nor to head coach W-L record

Year	Team	League	Record	Note for the Season	Reg. Season Div./Conf. Finish	Postseason
1989-90	Rapid City	CBA	42-14	<b>MOST WINS IN CBA</b>	1st National Conf.	Finals (8-8) *
1991-92	Rapid City	CBA	37-19	<b>2nd-most wins in CBA</b>	1st National Conf.	Finals (9-7) *
1992-93	Rapid City	CBA	44-12	<b>MOST WINS IN CBA</b>	1st National Conf.	Conf. Finals (5-3) *
1993-94	Rapid City	CBA	37-19	<b>MOST WINS IN CBA</b>	1st National Conf.	Conf. Finals (5-5) *
1994-95	Rapid City	CBA	31-25	6th-most wins in CBA	5th National Conf.	Conf. 1st Rd (0-2) *
1995-96	Florida	CBA	41-15	<b>MOST WINS IN CBA</b>	1st National Conf.	Conf. Finals (5-3) *
1996-97	Florida	CBA	38-18	<b>2nd-most wins in CBA</b>	1st American Conf.	Finals (7-6) *
1995	Florida	USBL	25-2	<b>MOST WINS IN USBL</b>	1st Overall	Champion (1-0) *
1996	Florida	USBL	28-1	<b>MOST WINS IN USBL</b>	1st Southern Div.	Champion (3-0) *
2002-03	Golden State	NBA	38-44	6th Pacific Division	11th Western Conf.	--
2003-04	Golden State	NBA	37-45	T4th Pacific Division	11th Western Conf.	--
2006-07	Sacramento	NBA	33-49	5th Pacific Division	11th Western Conf.	--
2010-11	Reno	D-League	34-16	<b>2nd-most wins in NBADL</b>	1st Western Conf.	Semifinals (2-3) *
2011-12	Los Angeles	D-League	38-12	<b>MOST WINS IN NBADL</b>	1st Western Conf.	Finals (5-2) *
2015-16	Nevada	NCAA	24-14	<b>Led NCAA in FT Made</b>	T4th Mountain West	CBI Champion (5-1)
2016-17	Nevada	NCAA	28-7	T16th for Most wins NCAA	1st Mountain West	#12 seed - NCAA 1st Rd (0-1)
2017-18	Nevada	NCAA	29-8	2nd in NCAA in A-TO ratio	1st Mountain West	#7 seed - NCAA Sweet 16 (2-1)
2018-19	Nevada	NCAA	29-5	7th in NCAA in W-L%	1st Mountain West	#7 seed - NCAA 1st Rd (0-1)
2019-20	Arkansas	NCAA	20-12	<b>Led NCAA in 3Pt% Def</b>	<b>T10th SEC</b>	<b>Canceled</b>
2020-21	Arkansas	NCAA	25-7	NCAA: 2nd FT/11th Scoring	<b>2nd SEC</b>	<b>#3 seed - NCAA Elite 8 (3-1)</b>
2021-22	Arkansas	NCAA	28-9	<b>Led NCAA in FTM/FTA</b>	<b>4th SEC</b>	<b>#4 seed - NCAA Elite 8 (3-1)</b>
2022-23	Arkansas	NCAA	9-1			
2010	Dominican Team		5-1	Silver Medal Centrobasket Championship		
2011	Venezuelan Team		12-9	5th FIBA Americas Championship		
2012	Venezuelan Team		7-4	Silver Medal FIBA South American Championship		

### MUSSELMAN COMPOSITE COACHING RECORD

COLLEGIATE	7th Yr	Overall	Conf	Conf Tourn	NCAA/CBI	ALL POST
Nevada	4 yrs	110-34	54-18	6-3	2-3 / 5-1	13-7
Arkansas	4 yrs	<b>82-29</b>	<b>33-20</b>	<b>3-2</b>	<b>6-2 / --</b>	<b>9-4</b>
PROFESSIONAL	14 Seasons	503-291	(50-39 Postseason *)			
<b>CBA</b>	<b>7 years</b>	<b>270-122</b>	<b>(39-34 Postseason*)</b>			
Rapid City	5 years	191-89	(27-25 Postseason *)			
Florida	2 years	79-33	(12-9 Postseason *)			
<b>USBL</b>	<b>2 years</b>	<b>53-3</b>	<b>(4-0 Postseason *)</b>			
Florida	2 years	53-3	(4-0 Postseason *)			
<b>NBA</b>	<b>3 years</b>	<b>108-138</b>	<b>--</b>			
Golden State	2 years	75-89	--			
Sacramento	1 year	33-49	--			
<b>D-League</b>	<b>2 years</b>	<b>72-28</b>	<b>(7-5 Postseason *)</b>			
Reno	1 year	34-16	(2-3 Postseason *)			
Los Angeles	1 year	28-12	(5-2 Postseason *)			
<b>INTERNATIONAL</b>	<b>3 Years</b>	<b>24-14</b>	<b>--</b>			
Dominican	1 years	5-1	--			
Venezuelan	2 years	19-13	--			

\* - Note, professional basketball does not include playoff results in W-L record

\* - Musselman's pro record including playoffs is 553-330

### MUSSELMAN STOPS BY YEAR

1989-90	Head Coach	Rapid City Thrillers	CBA
1990-91	Asst. Coach	Minnesota Timberwolves	NBA
1991-92	Head Coach	Rapid City Thrillers	CBA
1992-93	Head Coach	Rapid City Thrillers	CBA
1993-94	Head Coach	Rapid City Thrillers	CBA
1994-95	Head Coach	Rapid City Thrillers	CBA
Spring '95	Head Coach	Florida Sharks	USBL
1995-96	Head Coach	Florida Beachdogs	CBA
Spring '96	Head Coach	Florida Sharks	USBL
1996-97	Head Coach	Florida Beachdogs	CBA
1998-99	Asst. Coach	Orlando Magic	NBA
1999-00	Asst. Coach	Orlando Magic	NBA
2000-01	Asst. Coach	Atlanta Hawks	NBA
2001-02	Asst. Coach	Atlanta Hawks	NBA
2002-03	Head Coach	Golden State Warriors	NBA
2003-04	Head Coach	Golden State Warriors	NBA
2004-05	Asst. Coach	Memphis Grizzlies	NBA
2005-06	Asst. Coach	Memphis Grizzlies	NBA
2006-07	Head Coach	Sacramento Kings	NBA
2007-10	• DID NOT COACH FOR 3 SEASONS •		
2010-11	Head Coach	Reno Bighorns	NBADL
2011-12	Head Coach	Los Angeles Defenders	NBADL
2012-13	Asst. Coach	Arizona State Sun Devils	NCAA
2013-14	Assoc. HC	Arizona State Sun Devils	NCAA
2014-15	Assoc. HC	LSU Tigers	NCAA
2015-16	Head Coach	Nevada Wolf Pack	NCAA
2016-17	Head Coach	Nevada Wolf Pack	NCAA
2017-18	Head Coach	Nevada Wolf Pack	NCAA
2018-19	Head Coach	Nevada Wolf Pack	NCAA
2019-20	Head Coach	Arkansas Razorbacks	NCAA
2020-21	Head Coach	Arkansas Razorbacks	NCAA
2021-22	Head Coach	Arkansas Razorbacks	NCAA
2022-23	Head Coach	Arkansas Razorbacks	NCAA





## MUSSELMAN AT A GLANCE

- Eric Musselman was named Arkansas' 13th head men's basketball coach on April 7, 2019. He has over 30 years of coaching experience, including his seven as a collegiate head coach and 14 as a professional head coach.
- In his first seven years as a collegiate head coach, Musselman has won at least 20 games each season (24, 28, 29, 29, 20, 25 and 28), advanced to all six postseasons played (including five straight NCAA tournaments) and reached three NCAA Sweet 16's, including an Elite 8 appearances with the Hogs in 2021 and '22. Prior to entering the collegiate head coaching ranks, Musselman was a head coach for seven professional teams, including two seasons with the Golden State Warriors (2002-04) and one with the Sacramento Kings (2006-07). He won over 550 games as a professional head coach with a combined pro winning percentage of .626 (553-330).
- Musselman played collegiately at the University of San Diego and helped the Toreros to NCAA Tournament berths in 1984 and 1987. He was recipient of the program's Bugelli Leadership Award as a senior.
- Musselman is married to Danyelle Sargent Musselman, who has worked at ESPN, Fox Sports and the NFL Network as a broadcaster. Musselman has two sons, Michael and Matthew, and the couple has a daughter, Mariah.
- Musselman's father Bill was also an NBA head coach and they were the first father-son combination to become head coaches in the NBA.

## MUSSELMAN DID YOU KNOWS

- Named General Manager of CBA's Rapid City Thrillers at age of 22. The next year, became head coach of the Thrillers at he age of 23, the youngest coach in CBA history.
- From 1990-1997, had 26 players called up to the NBA, the highest number in the league during that span.
- Is the only person in CBA history to coach in five league All-Star Games (1990, 1992, 1993, 1994, 1997)
- The first coach in professional basketball history to win 100 games by the age of 28.
- At the age of 37, named head coach of the Golden State Warriors and was the youngest head coach ever hired by an NBA team at the time.
- He and his father, Bill, were first father-son combination to both become head coaches in NBA history.
- In 2003, was runner-up to Gregg Popovich for NBA Coach of the Year Award voting (231 points, including 26 first-place votes).
- Is the CBA's third all-time winningest coach (270-122 in seven seasons) and the most successful coach (54-3 in two seasons) in the history of the United States Basketball League.
- Led CBA in scoring (116.7 ppg) in 192-93 and was 2nd in NBA in scoring (102.4 ppg) in 2002-03.
- Only needed 130 games to win his 100th game as a collegiate head coach. He was the 27th-fastest coach in NCAA history to reach 100 wins but was the ninth-fastest since 1970.
- In his first season at Arkansas, the Razorbacks led the NCAA in 3-point field goal percentage defense while Arkansas led the NCAA in both free throws made and attempted in 2022.

## MUSSELMAN VS. ALL OPPONENTS

Opponent	Overall	at Nevada	at Arkansas	Last Meeting
Abilene Christian	1-0	0-0	1-0	12/20/20
Air Force	7-0	7-0	0-0	03/05/19
Akron	1-0	1-0	0-0	12/22/18
<b>Alabama</b>	<b>2-2</b>	<b>0-0</b>	<b>2-2</b>	<b>02/12/22</b>
Arizona State	1-0	1-0	0-0	12/07/18
<b>Auburn</b>	<b>3-1</b>	<b>0-0</b>	<b>3-1</b>	<b>02/08/22</b>
Austin Peay	1-0	0-0	1-0	11/12/19
<b>Baylor</b>	<b>0-1</b>	<b>0-0</b>	<b>0-1</b>	<b>03/29/21</b>
Boise State	7-2	7-2	0-0	02/02/19
<b>Bradley</b>	<b>1-0</b>	<b>1-0</b>	<b>0-0</b>	<b>12/03/16</b>
Buffalo	1-0	1-0	0-0	11/25/16
BYU	1-0	1-0	0-0	11/06/18
Cal State Fullerton	0-1	0-1	0-0	11/28/15
California Baptist	1-0	1-0	0-0	11/19/18
Central Arkansas	2-0	0-0	2-0	12/01/21
Charlotte	1-0	0-0	1-0	12/11/21
Cincinnati	2-0	1-0	1-0	11/23/21
Coastal Carolina	1-0	1-0	0-0	11/13/15
Colgate	1-0	0-0	1-0	03/19/21
Colorado State	7-1	7-1	0-0	02/02/19
<b>Creighton</b>	<b>0-1</b>	<b>0-0</b>	<b>0-1</b>	<b>11/22/22</b>
Davidson	1-0	1-0	0-0	11/21/17
Drake	1-0	1-0	0-0	12/12/15
Duke	0-1	0-0	0-1	03/26/22
Eastern Washington	1-0	1-0	0-0	03/21/16
Elon	1-0	0-0	1-0	12/21/21
<b>Florida</b>	<b>2-2</b>	<b>0-1</b>	<b>2-1</b>	<b>02/22/22</b>
<b>Fordham</b>	<b>1-0</b>	<b>0-0</b>	<b>1-0</b>	<b>11/11/22</b>
Fresno Pacific	1-0	1-0	0-0	12/09/15
Fresno State	6-3	6-3	0-0	02/23/19
Gardner-Webb	1-0	0-0	1-0	11/13/21
<b>Georgia</b>	<b>2-1</b>	<b>0-0</b>	<b>2-1</b>	<b>02/02/22</b>
Georgia Tech	1-0	0-0	1-0	11/25/19
Grand Canyon	1-0	1-0	0-0	12/09/18
Gonzaga	1-0	0-0	1-0	03/24/22
Hawaii	1-1	1-1	0-0	11/24/17
Hofstra	0-1	0-0	0-1	12/18/21
Holy Names	1-0	1-0	0-0	11/30/15
Idaho	1-0	1-0	0-0	11/10/17
Illinois State	1-0	1-0	0-0	11/29/17
Indiana	1-0	0-0	1-0	12/29/19
Iona	1-1	1-1	0-0	11/26/16
Iowa State	0-1	0-1	0-0	03/16/17
Kansas State	1-0	0-0	1-0	11/2/21
<b>Kentucky</b>	<b>2-1</b>	<b>0-0</b>	<b>2-1</b>	<b>02/26/22</b>
Little Rock	1-0	0-0	1-0	12/04/21
Lipscomb	1-0	0-0	1-0	12/05/20
Little Rock	1-0	1-0	0-0	11/16/18
<b>LSU</b>	<b>5-3</b>	<b>0-0</b>	<b>5-3</b>	<b>03/11/22</b>
<b>Louisville</b>	<b>1-0</b>	<b>0-0</b>	<b>1-0</b>	<b>11/21/22</b>
Loyola-Chicago	1-1	1-1	0-0	11/28/18
Loyola Marymount	1-0	1-0	0-0	11/14/16
<b>Ole Miss</b>	<b>3-0</b>	<b>0-0</b>	<b>3-0</b>	<b>01/26/22</b>
Massachusetts	1-0	1-0	0-0	11/23/18
Mercer	1-0	0-0	2-0	11/09/21
<b>Mississippi State</b>	<b>2-3</b>	<b>0-0</b>	<b>2-3</b>	<b>02/05/22</b>
Mississippi Valley	1-0	0-0	1-0	11/25/20
<b>Missouri</b>	<b>5-2</b>	<b>0-0</b>	<b>5-2</b>	<b>02/15/22</b>
Montana	2-0	1-0	1-0	11/16/19
Montana State	1-0	1-0	0-0	11/15/15
Morehead State	2-1	2-1	0-0	04/01/16
New Mexico	5-3	5-3	0-0	02/09/19
New Mexico State	1-0	0-0	1-0	03/19/22
<b>North Dakota State</b>	<b>1-0</b>	<b>0-0</b>	<b>1-0</b>	<b>11/07/22</b>
North Texas	2-0	0-0	2-0	11/29/20

## MUSSELMAN VS. ALL OPPONENTS

Opponent	Overall	at Nevada	at Arkansas	Last Meeting
Northern Iowa	1-0	0-0	1-0	11/17/21
Northern Kentucky	1-0	0-0	1-0	11/30/19
Oakland	1-0	1-0	0-0	11/23/16
<b>Oklahoma</b>	<b>1-1</b>	<b>0-0</b>	<b>1-1</b>	<b>12/10/22</b>
Oklahoma State	0-1	0-0	0-1	01/30/21
Oral Roberts	2-0	0-0	2-0	03/27/21
Oregon State	1-1	1-1	0-0	11/18/16
Pacific	4-0	4-0	0-0	11/09/18
Penn	1-0	0-0	1-0	11/28/21
Portland State	1-0	1-0	0-0	11/25/15
Radford	1-0	1-0	0-0	12/17/17
Rhode Island	1-0	1-0	0-0	11/13/17
Rice	1-0	0-0	1-0	11/05/19
Saint Mary's	0-1	0-1	0-0	11/11/16
<b>San Diego State</b>	<b>4-7</b>	<b>3-7</b>	<b>1-0</b>	<b>11/23/22</b>
San Francisco	0-1	0-1	0-0	12/23/17
<b>San Jose State</b>	<b>6-0</b>	<b>6-0</b>	<b>1-0</b>	<b>12/03/22</b>
Santa Clara	2-0	2-0	0-0	11/15/17
<b>South Carolina</b>	<b>2-1</b>	<b>0-0</b>	<b>2-1</b>	<b>01/18/22</b>
South Dakota	1-0	0-0	1-0	11/22/19
<b>South Dakota State</b>	<b>2-0</b>	<b>1-0</b>	<b>1-0</b>	<b>11/16/22</b>
Southern	1-0	0-0	1-0	12/09/20
Southern Cal	1-0	1-0	0-0	12/01/18
Southern Illinois	1-0	1-0	0-0	12/22/17
<b>Tennessee</b>	<b>2-3</b>	<b>0-0</b>	<b>2-3</b>	<b>03/05/22</b>
Texas	1-0	1-0	0-0	03/16/18
<b>Texas A&amp;M</b>	<b>3-3</b>	<b>0-0</b>	<b>3-3</b>	<b>03/12/22</b>
Texas Tech	1-0	0-0	1-0	03/21/21
TCU	1-1	0-1	1-0	01/25/20
Texas Southern	1-0	0-0	1-0	11/19/19
Texas Tech	0-1	0-1	0-0	12/05/17
Towson	1-0	1-0	0-0	12/21/16
<b>Troy</b>	<b>1-0</b>	<b>0-0</b>	<b>1-0</b>	<b>11/28/22</b>
Tulsa	2-0	1-0	1-0	12/14/19
UC Davis	1-0	1-0	0-0	12/19/17
UC Irvine	2-0	2-0	0-0	12/02/17
UC Santa Barbara	1-0	1-0	0-0	12/22/16
<b>UNC Greensboro</b>	<b>1-0</b>	<b>0-0</b>	<b>1-0</b>	<b>12/06/22</b>
<b>UNC Asheville</b>	<b>• FIRST MEETING •</b>			
UNLV	7-2	7-2	0-0	02/27/19
UT Arlington	1-0	0-0	1-0	12/02/20
Utah	1-0	1-0	0-0	12/29/18
Utah State	7-2	7-2	0-0	03/02/19
Valparaiso	1-0	0-0	1-0	12/21/19
<b>Vanderbilt</b>	<b>3-1</b>	<b>0-0</b>	<b>3-1</b>	<b>01/04/22</b>
Vermont	2-0	1-0	1-0	03/17/16
Washington	1-0	1-0	0-0	12/11/16
West Virginia	1-0	0-0	1-0	01/29/22
Western Kentucky	0-1	0-0	0-1	12/07/19
Wichita State	0-1	0-1	0-0	12/22/15
Wyoming	5-1	5-1	0-0	02/16/19
<b>Totals</b>	<b>192-63</b>	<b>110-34</b>	<b>82-29</b>	

## MUSSELMAN VS. CONFERENCES

American Athletic	4-0	CAA	2-1	Ohio Valley	3-1
American East	2-0	C-USA	4-1	Pac-12	5-1
ACC	3-0	Horizon League	2-0	Patriot League	1-0
Atlantic Sun	2-0	Ind./Non D-1	2-0	SEC	35-23
Atlantic 10	4-0	Ivy League	1-0	SoCon	2-0
Big East	0-1	MAAC	1-1	Southland	2-0
Big Sky	6-0	Mid-American	1-0	SWAC	3-0
Big South	3-0	MEAC	0-0	Summit League	6-0
Big Ten	1-0	Missouri Valley	7-2	Sun Belt	5-0
Big 12	6-6	Mountain West	62-21	WCC	9-2
Big West	5-2	Northeast	0-0	WAC	3-0



## MUSSELMAN RECORD BREAKDOWN

<b>OVERALL:</b>	<b>192-63</b>
<b>- AT ARKANSAS.....</b>	<b>82-29</b>
Home:.....111-11.....	53-6 at Arkansas
Away:.....48-35.....	14-16 at Arkansas
Neutral:.....33-17.....	15-7 at Arkansas
<b>CONFERENCE GAMES:</b>	<b>87-38</b>
<b>- AT ARKANSAS.....</b>	<b>33-20</b>
Home:.....53-11.....	22-6 at Arkansas
Away:.....34-27.....	11-14 at Arkansas
<b>VS RANKED TEAMS...11-12</b>	<b>AS RANKED TEAM: .....74-20</b>
<b>- AT ARKANSAS.....9-9</b>	<b>- AT ARKANSAS.....36-8</b>
Home:.....4-3 / 4-3 at Ark	Home:.....38-1 / 20-0 at Ark
Away:.....2-4 / 2-3 at Ark	Away:.....15-7 / 3-1 at Ark
Neutral:.....5-5 / 3-3 at Ark	Neutral:.....21-11 / 13-7 at Ark
<b>RECORD BY MONTH:</b>	
November:.....46-5.....	21-1 at Arkansas
December:.....39-11.....	18-4 at Arkansas
January:.....38-17.....	14-11 at Arkansas
February:.....37-13.....	15-7 at Arkansas
March:.....29-17.....	13-6 at Arkansas
April:.....1-0.....	0-0 at Arkansas
<b>WHEN LEADING AT HALFTIME:</b>	<b>146-7</b>
at Arkansas.....	62-3
<b>WHEN TRAILING AT HALFTIME:</b>	<b>43-55</b>
at Arkansas.....	18-26
<b>WHEN TIED AT HALFTIME:</b>	<b>4-1</b>
at Arkansas.....	2-0
<b>OUT-REBOUNDING OPP:</b>	<b>118-16</b>
at Arkansas.....	48-6
<b>BEING OUT-REBOUNDED:</b>	<b>63-44</b>
at Arkansas.....	30-22
<b>REBOUNDS ARE EVEN:</b>	<b>11-2</b>
at Arkansas.....	4-1
<b>WHEN SCORING FIRST:</b>	<b>115-27</b>
at Arkansas.....	49-11
<b>WHEN OPPONENT SCORES FIRST:</b>	<b>77-36</b>
at Arkansas.....	33-18
<b>ONE-POSSESSION GAMES:</b>	<b>23-14</b>
at Arkansas.....	8-6
<b>OVERTIME GAMES:</b>	<b>11-6</b>
at Arkansas.....	5-3
<b>GAMES DECIDED BY 1-5 PTS:</b>	<b>40-26</b>
at Arkansas.....	16-12
<b>GAMES DECIDED BY 6-10 PTS:</b>	<b>35-17</b>
at Arkansas.....	20-9
<b>GAMES DECIDED BY 11-19 PTS:</b>	<b>59-13</b>
at Arkansas.....	26-5
<b>GAMES DECIDED BY 20-PLUS PTS:</b>	<b>48-7</b>
at Arkansas.....	20-3
<b>SHOOTING 50 PERCENT OR BETTER:</b>	<b>60-2</b>
at Arkansas.....	22-1
<b>SHOOTING PCT. BETTER THAN OPP:</b>	<b>159-11</b>
at Arkansas.....	70-6
<b>SHOOTING PCT. WORSE THAN OPP:</b>	<b>32-51</b>
at Arkansas.....	12-23
<b>SHOOTING PCT. SAME AS OPP:</b>	<b>1-1</b>
at Arkansas.....	0-0
<b>OUT-SCORING OPP BENCH:</b>	<b>93-9</b>
at Arkansas.....	40-8
<b>OUT-SCORED BY OPP BENCH:</b>	<b>93-43</b>
at Arkansas.....	40-19
<b>BENCH SCORING EVEN:</b>	<b>7-1</b>
at Arkansas.....	3-1

## MOST POINTS BY A MUSSELMAN TEAM

NOTE: MISSING RESULTS FROM RAPID CITY (CBA) AND FLORIDA (USBL)			
142	Arkansas	Mississippi Valley State	11/25/20 W, 142-62
138	LA D-Fenders	Erie BayHawks	02/06/12 W, 138-107
135	LA D-Fenders	Stockton Kings	11/28/11 W, 135-103
135	Sacramento	Charlotte Bobcats	02/28/07 W, 135-120
135	Golden State	Orlando Magic	11/16/02 W, 135-92
133	Golden State	at Milwaukee Bucks	03/08/03 L, 133-138 (OT)
132	LA D-Fenders	Rio Grande Valley Vipers	12/05/11 W, 132-126
128	Sacramento	Los Angeles Lakers	12/29/06 L, 128-132 (OT)
128	Golden State	Utah Jazz	04/08/03 W, 128-102
127	LA D-Fenders	Canton Charge	01/30/12 W, 127-87
127	Reno	Idaho Stampede	12/01/10 W, 127-117
126	Reno	Rio Grande Valley Vipers	004/20/11 L, 126-134

## PLAYER GAME HIGHS:

<b>MOST POINTS:</b>	
at Nevada:	45 Jordan Caroline at New Mexico 01/07/17
	40 Jordan Caroline at Colorado St 02/06/19
	37 D.J. Fenner vs UNLV 02/08/17
	34 Marqueeze Coleman at Hawai'i 11/16/15
	33 Caleb Martin at Utah 12/29/18
	32 Marcus Marshall at Wyoming 01/14/17
	32 Marcus Marshall at Washington 12/11/16
	32 Tyrone Criswell vs Eastern Washington 03/21/16
	30 4x
at Arkansas:	41 Mason Jones vs Tulsa 12/14/19
	40 Mason Jones vs Auburn 02/04/20
	38 Mason Jones vs Miss State 02/15/20
	37 Mason Jones vs Tennessee 02/26/20
	36 Mason Jones vs LSU 03/04/20
	34 Mason Jones vs South Carolina 01/29/20
	34 Isaiah Joe at Ole Miss 01/11/20
	33 Isaiah Joe vs Texas Southern 11/19/19
	32 Mason Jones vs Rice 11/05/19
	31 Stanley Umude at Georgia 02/02/22
	31 JD Notae at Texas A&M 01/08/22
	30 5x - Last: JD Notae vs Kentucky 02/26/22
Season Opener: 32 Mason Jones vs Rice 11/05/19	
SEC Opener 17 Isaiah Joe & Mason Jones vs TX A&M 01/04/20	
SEC Game: 40 Mason Jones vs Auburn 02/04/20	
SEC Tourney: 28 Moses Moody vs LSU 03/13/20	
NCAA Tourney: 27, Justin Smith vs Colgate 03/19/21	
Bud Walton: 41 Mason Jones vs Tulsa 12/14/19	
Road Game: 34 Isaiah Joe at Ole Miss 01/11/20	
Neutral Site: 28 Moses Moody vs LSU 03/13/20	
Ranked Opp: 40 Mason Jones vs Auburn 02/04/20	
Frosh: 28 (4x) Moses Moody (Bama, USC, TX A&M, LSU)	
Soph: 34 Isaiah Joe at Ole Miss 01/11/20	
Junior: 41 Mason Jones vs Tulsa 12/14/19	
Senior+: 31 (2x) Notae at TX A&M and Umude at Georgia	
<b>MOST FIELD GOALS MADE:</b>	
at Nevada:	17 Jordan Caroline at New Mexico 01/07/17
	13 Cody Martin vs Utah State 02/17/18
	12 Jordan Caroline at UNLV 02/25/17
	12 Cameron Oliver vs Eastern Washington 03/21/16
	12 D.J. Fenner v UNLV 02/08/17
at Arkansas:	14 Jimmy Whitt Jr. vs Vanderbilt 01/15/20
	12 <b>Ricky Council IV</b> vs Troy 11/28/22
	12 Stanley Umude at Georgia 02/02/22
	12 Mason Jones vs Auburn 02/04/20
	12 Mason Jones vs Tulsa 12/14/19
	12 Mason Jones vs Rice 11/05/19
<b>MOST 3-POINTERS MADE:</b>	
at Nevada:	8 Marcus Marshall at UNLV 02/25/17
	7 6x
at Arkansas:	8 Mason Jones at Texas A&M 03/07/20
	7 Isaiah Joe at Ole Miss 01/11/20
	6 5x - LAST: Stanley Umude at Missouri 02/15/22
<b>MOST FREE THROWS MADE:</b>	
at Nevada:	15 Marcus Marshall vs Boise State 02/22/17
	15 Marqueeze Coleman vs UNLV 01/23/16
	15 Marqueeze Coleman at Hawai'i 11/16/15
	14 Jordan Caroline vs Rhode Island 11/13/17
	14 Marcus Marshall at Wyoming 01/14/17
at Arkansas:	18 Mason Jones vs Miss State 02/15/20
	16 Moses Moody vs Alabama 02/24/21
	15 Mason Jones vs South Carolina 01/29/20
	13 JD Notae vs Kentucky 02/26/22
	12 4x - Last Chris Lykes vs Elon 12/21/21
<b>MOST REBOUNDS:</b>	
at Nevada:	24 Cameron Oliver vs Fresno State 02/1/16
	21 Cameron Oliver at UNLV 02/20/16
	17 Cameron Oliver vs Colorado State 03/04/17
	6x
at Arkansas:	17 Justin Smith vs Oral Roberts 12/20/20
	16 Jaylin Williams vs Tennessee 02/19/22
	16 Connor Vanover vs North Texas 11/28/20
	15 Jaylin Williams vs New Mexico St 03/19/22
	15 Jaylin Williams vs West Virginia 01/29/22
	15 Jimmy Whitt Jr. vs LSU 03/04/20
	14 <b>Makhi Mitchell</b> vs UNGC 12/06/22
	14 Justin Smith vs Oral Roberts 03/27/21
Season Opener: 12 <b>Trevon Brazile</b> vs North Dakota State 11/07/22	
SEC Opener 6 Mason Jones vs Texas A&M 01/04/20	
SEC Game: 16 Jaylin Williams vs Tennessee 02/19/22	
SEC Tourney: 11 Jaylin Williams vs LSU 03/11/22	
NCAA Tourney: 15 Jaylin Williams vs New Mexico St 03/19/22	
Bud Walton: 17 Justin Smith vs Oral Roberts 12/20/20	
Road Game: 13 Jaylin Williams at LSU 01/15/22	
Neutral Site: 15 Jaylin Williams vs New Mexico St 03/19/22	
Ranked Opp: 16 Jaylin Williams vs #16 Tennessee 02/19/22	
Frosh: 10 (5x) last by Jaylin Williams vs Texas Tech 03/21/21	
Soph: 16 (2x) last Jaylin Williams vs Tennessee 02/19/22	
Junior: 12 Mason Jones vs South Carolina 01/29/20	
Senior+: 17 Justin Smith vs Oral Roberts 12/20/20	

<b>MOST OFFENSIVE REBOUNDS:</b>	
at Nevada:	11 AJ West at Pacific 11/21/15
	8 Cameron Oliver vs Fresno State 02/1/16
at Arkansas:	11 Justin Smith vs Oral Roberts 03/27/21
	10 Justin Smith vs Oral Roberts 12/12/20
	6 Au'Diese Toney vs Cincinnati 11/23/21
	6 Justin Smith vs UT Arlington 12/02/20
	6 Reggie Chaney at Missouri 02/08/20
	5 9x - Last: Au'Diese Toney vs AUB 02/08/22
<b>MOST DEFENSIVE REBOUNDS:</b>	
at Nevada:	16 Cameron Oliver vs Fresno State 02/1/16
	14 Cameron Oliver vs Colorado State 03/04/17
	14 Cameron Oliver at Wyoming 0/14/17
	13 Cameron Oliver vs Colorado State 03/11/17
	13 Cameron Oliver at Air Force 02/15/17
at Arkansas:	15 Jaylin Williams vs Tennessee 02/19/22
	15 Jaylin Williams vs West Virginia 01/29/22
	14 <b>Makhi Mitchell</b> vs UNGC 12/06/22
	14 Connor Vanover vs North Texas 11/28/20
	14 Jimmy Whitt Jr. vs LSU 03/04/20
	13 Jaylin Williams vs New Mexico St 03/19/22
	13 Jaylin Williams at LSU 01/15/22
	11 5x - LAST: <b>Trevon Brazile</b> vs N Dakota St 11/07/22
<b>MOST ASSISTS:</b>	
at Nevada:	11 Cody Martin vs BYU 11/06/18
	11 Cody Martin vs Colorado State 02/25/18
	11 Marqueeze Coleman vs Holy Names 11/30/15
	10 Cody Martin vs Little Rock 11/16/18
	10 Cody Martin vs Pacific 11/09/18
	10 Marcus Marshall vs Colorado State 03/04/17
at Arkansas:	11 Jalen Tate vs UCA 12/12/12
	10 Jalen Tate vs Georgia 01/09/21
	9 Mason Jones at Ole Miss 01/11/20
	8 JD Notae vs Kentucky 02/26/22
	8 Davonte Davis vs Charlotte 12/07/21
	8 Jalen Tate at Vanderbilt 01/23/21
	8 Mason Jones vs Vanderbilt 01/15/20
Season Opener: 7 Isaiah Joe vs Rice 11/05/19	
SEC Opener 5 Jalen Harris vs Texas A&M 01/04/20	
SEC Game: 10 Jalen Tate vs Georgia 01/09/21	
SEC Tourney: 6 Mason Jones vs Vanderbilt 03/11/20	
NCAA Tourney: 2 (2x) last JD Notae vs Gonzaga 03/12/22	
Bud Walton: 11 Jalen Tate vs Central Arkansas 12/12/12	
Road Game: 9 Mason Jones at Ole Miss 01/11/20	
Neutral Site: 6 Jalen Tate vs Oral Roberts 03/27/21	
Ranked Opp: 6 (2x) last JD Notae vs Gonzaga 03/12/22	
Frosh: 6 Davonte Davis (2x) vs Georgia and vs LSU	
Soph: 8 Davonte Davis vs Charlotte 12/07/21	
Junior: 9 Mason Jones at Ole Miss 01/11/20	
Senior+: 11 Jalen Tate vs Central Arkansas 12/12/12	
<b>MOST STEALS:</b>	
at Nevada:	5 Caleb Martin vs California Baptist 11/19/18
	5 Jordan Caroline at San Diego St 02/12/17
	5 Marqueeze Coleman at New Mexico 12/30/15
	4 17x
at Arkansas:	8 JD Notae vs New Mexico St 03/19/22
	7 JD Notae vs Mercer 11/09/21
	7 JD Notae vs Vanderbilt 01/04/22
	6 Jaylin Williams vs Texas A&M 01/22/22
	5 7x: last Davonte Davis vs AUB 02/08/22
Season Opener: 7 JD Notae vs Mercer 11/09/21	
SEC Opener 3 Mason Jones vs Texas A&M 01/04/20	
SEC Game: 7 JD Notae vs Vanderbilt 01/04/21	
SEC Tourney: 4 Notae vs LSU 03/11/22 & Davis vs LSU 03/13/20	
NCAA Tourney: 8 JD Notae vs New Mexico St 03/09/22	
Bud Walton: 7 JD Notae vs Mercer 11/09/21	
Road Game: 5 (2x) last JD Notae at South Carolina	
Neutral Site: 8 JD Notae vs New Mexico St 03/09/22	
Ranked Opp: 4 Desi Sills vs Auburn 02/04/20	
Frosh: 4 Davonte Davis vs LSU 03/13/20	
Soph: 6 Jaylin Williams vs Texas A&M 01/22/22	
Junior: 5 (4x) last JD Notae vs Colgate 03/19/21	
Senior+: 8 JD Notae vs New Mexico St 03/09/22	
<b>MOST BLOCKED SHOTS:</b>	
at Nevada:	6 Cameron Oliver vs Morehead State 04/01/16
	5 7x
at Arkansas:	6 Connor Vanover vs North Texas 11/28/20
	5 Connor Vanover at Oklahoma St. 01/30/21
	5 Connor Vanover vs Ole Miss 01/27/21
	5 Adrio Bailey vs Valpo 12/21/19
	5 Adrio Bailey vs Texas Southern 11/19/19
	4 8x LAST <b>Makhi Mitchell</b> vs UNGC 12/06/22
Season Opener: 3 Connor Vanover vs Miss Valley 11/25/20	
SEC Opener: 3 Jaylin Williams at Mississippi State 12/29/21	
SEC Game: 5 Connor Vanover vs Ole Miss 01/27/21	
SEC Tourney: 4 Jaylin Williams vs Tennessee 02/19/22	
NCAA Tourney: 3 Moses Moody vs Oral Roberts 03/27/21	
Bud Walton: 6 Connor Vanover vs North Texas 11/28/20	
Road Game: 5 Connor Vanover at Oklahoma State 01/30/21	
Neutral Site: 5 Adrio Bailey vs Valpo 12/21/19	
Ranked Opp: 4 Jalen Tate vs Alabama 02/24/21	
Frosh: 4 Jaylin Williams vs LSU 02/27/21	
Soph: 6 Connor Vanover vs North Texas 11/28/20	
Junior: 3 (2x) last Ethan Henderson vs LSU 03/13/21	
Senior+: 5 Adrio Bailey 2x	

<b>MOST POINTS:</b>		
at Nevada:	119 vs Fresno State 12/09/15	W, 119-70
	110 vs UMass 11/23/18	W, 110-87
	108 vs Holy Names 11/30/15	W, 108-57
	105 at New Mexico 01/07/17	W, 105-104 (OT)
	104 vs UNLV 02/08/17	W, 104-77
	103 at Wyoming 01/24/18	L, 103-104 (2OT)
	102 vs Fresno State 01/31/18	W, 102-92
	101 at UNLV 02/28/18	W, 101-75
	100 vs Colorado State 01/23/19	W, 100-60
at Arkansas:	142 vs Mississippi Valley 11/25/20	W, 142-62
	101 at South Carolina 03/02/21	W, 101-73
	100 vs Central Arkansas 12/12/12	W, 100-75
	<b>99 vs San Jose State 12/03/22</b>	<b>W, 99-58</b>
	99 at Georgia 02/02/22	W, 99-73
	99 vs Georgia 01/09/21	W, 99-69
	99 vs LSU 03/04/20	W, 99-90
	98 vs Tulsa 12/14/19	W, 98-79
	97 vs Central Arkansas 12/01/21	W, 97-60
	97 at Auburn 12/30/20	W, 97-89
<b>MOST FIELD GOALS MADE:</b>		
at Nevada:	40 vs UMass 11/23/18	
	40 vs Fresno State 12/09/15	
	40 vs Holy Names 11/30/15	
	38 vs San Jose State 0/09/19	
	38 vs UNLV 02/08/17	
at Arkansas:	48 vs Mississippi Valley 11/25/20	
	40 at Georgia 02/02/22	
	40 vs Central Arkansas 12/01/21	
	40 vs Central Arkansas 12/12/20	
<b>MOST FIELD GOALS ATTEMPTED:</b>		
at Nevada:	80 at UNLV 02/20/16	
	77 vs Colorado State 02/25/18	
	75 at New Mexico 01/07/17	
	74 3x last vs Wyoming 01/03/18	
at Arkansas:	86 vs Mississippi Valley 11/25/20	
	77 vs Oral Roberts 12/20/20	
	76 at LSU 01/13/21	
	76 vs Central Arkansas 12/12/20	
<b>BEST FIELD GOAL PERCENTAGE:</b>		
at Nevada:	.615 (40-65) vs UMass 11/23/18	
	.597 (40-67) vs Fresno State 12/09/15	
	.597 (40-67) vs Holy Names 11/30/15	
	.593 (32-54) at Utah State 02/17/18	
	.589 (33-56) vs Fresno State 01/31/18	
at Arkansas:	<b>.627 (37-59) vs San Jose State 12/03/22</b>	
	<b>.593 (33-55) vs Oklahoma 12/12/22</b>	
	.571 (36-63) at Vanderbilt 01/23/21	
	<b>.569 (29-51) vs Louisville 11/21/22</b>	
	.567 (34-60) vs Little Rock 12/04/21	
	.567 (34-60) vs Tulsa 12/14/19	
	.563 (40-71) at Georgia 02/02/22	
	.558 (48-86) vs Mississippi Valley 11/25/20	
<b>MOST 3-POINT FIELD GOALS MADE:</b>		
at Nevada:	17 at Pacific 11/18/17	
	15 vs Pacific 11/09/18	
	15 at Air Force 01/06/18	
	15 at Santa Clara 11/15/17	
	15 at New Mexico 01/07/17	
at Arkansas:	20 vs Mississippi Valley 11/25/20	
	15 at Georgia 02/02/22	
	15 at South Carolina 03/02/21	
	14 at Texas A&M 03/07/20	
	13 vs Gardner-Webb 11/13/21	
<b>MOST 3-POINT FIELD GOALS ATTEMPTED:</b>		
at Nevada:	39 vs South Dakota State 12/15/18	
	37 at Fresno State 01/12/19	
	37 vs San Jose State 02/21/18	
	34 vs San Jose State 01/09/19	
	34 at Pacific 11/18/17	
at Arkansas:	40 vs Mississippi Valley 11/25/20	
	34 vs Lipscomb 12/05/20	
	33 at South Carolina 03/02/21	
	33 vs Southern 12/09/20	
	32 at Texas A&M 03/07/20	
<b>BEST 3-POINT FIELD GOAL PERCENTAGE:</b>		
at Nevada:	.600 (6-10) vs Morehead State 03/30/16	
	.588 (10-17) at Fresno State 12/27/17	
	.579 (11-19) vs Southern Illinois 12/22/17	
	.550 (11/20) vs Oakland 11/23/16	
at Arkansas:	.667 (6-9) vs TCU 01/25/20	
	<b>.615 (8-13) vs San Jose State 12/03/22</b>	
	.571 (12-21) vs Georgia 01/09/21	
	.536 (15-28) at Georgia 02/02/22	
	.524 (11-21) at Missouri 02/15/22	
	.500 (20-40) vs Mississippi Valley 11/25/20	
<b>MOST FREE THROWS MADE:</b>		
at Nevada:	39 vs Morehead State 04/01/16	
	36 vs Rhode Island 11/13/17	
	35 vs Tulsa 11/22/18	
	31 at Wyoming 01/14/17	

at Arkansas	36	vs LSU 03/04/20
	29	vs Elon 12/21/21
	28	vs West Virginia 01/29/22
	28	at Missouri 02/08/20
	27	4x LAST vs South Carolina 01/18/22
<b>MOST FREE THROWS ATTEMPTED:</b>		
at Nevada:	45	vs Morehead State 04/01/16
	44	vs Rhode Island 11/13/17
	43	at Pacific 11/21/15
	42	vs Tulsa 11/22/18
at Arkansas	54	vs LSU 03/04/20
	43	vs Alabama 02/24/21
	40	vs South Carolina 01/29/20
	39	at Missouri 02/08/20
	36	at Tennessee 02/11/20
<b>BEST FREE THROW PERCENTAGE:</b>		
at Nevada:	.929 (13-14)	vs Loyola-Chicago 03/22/18
	.929 (13-14)	at Cal State Fullerton 11/28/15
	.900 (18-20)	at Pacific 11/18/17
at Arkansas	1.000 (11-11)	vs Duke 03/26/22
	.944 (17-18)	vs Oklahoma 12/11/21
	.944 (17-18)	at LSU 01/08/20
	.929 (13-14)	vs Mississippi State 02/02/21
	.923 (12-13)	at South Carolina 03/02/21
	.917 (11-12)	vs South Dakota 11/22/19
<b>MOST REBOUNDS:</b>		
at Nevada:	61	at Pacific 11/21/15
	60	vs Fresno Pacific 12/09/15
	57	vs Fresno State 02/13/16
	53	at UNLV 02/20/16
	50	vs San Jose State 12/28/16
at Arkansas	58	Oral Roberts 12/20/20
	58	vs Mississippi Valley 11/25/20
	54	vs Lipscomb 12/05/20
	47	vs UNGC 12/06/22
	47	vs Central Arkansas 12/01/21
<b>MOST OFFENSIVE REBOUNDS:</b>		
at Nevada:	25	at Pacific 11/21/15
	19	vs Fresno Pacific 12/09/15
	19	vs Fresno State 02/13/16
	19	vs Florida 03/21/19
at Arkansas	24	vs Oral Roberts 12/20/20
	21	at Alabama 02/12/22
	20	at Texas A&M 01/08/22
	20	vs Mississippi Valley 11/25/20
	18	vs Cincinnati 11/23/21
	18	vs Oral Roberts 03/27/21
<b>MOST DEFENSIVE REBOUNDS:</b>		
at Nevada:	43	vs Fresno State 02/13/16
	42	vs San Jose State 12/28/16
	41	vs Fresno Pacific 12/09/15
	40	vs Little Rock 11/16/18
at Arkansas	44	vs Lipscomb 12/05/20
	39	vs UNGC 12/06/22
	38	vs Mississippi Valley 11/25/20
	36	vs LSU 02/27/21
	36	vs Valparaiso 12/21/19
<b>MOST ASSISTS:</b>		
at Nevada:	29	vs Holy Names 11/30/15
	27	at Santa Clara 11/15/17
	25	vs Illinois State 11/29/17
	25	at New Mexico 01/07/17
	24	vs UC Davis 12/19/17
at Arkansas	26	vs Central Arkansas 12/12/20
	26	vs Mississippi Valley 11/25/20
	23	at Georgia 02/02/22
	23	vs Gardner-Webb 11/13/21
	22	vs San Jose State 12/03/22
	22	vs Central Arkansas 12/01/21
	22	at Vanderbilt 01/23/21
<b>MOST STEALS:</b>		
at Nevada:	15	vs San Jose State 01/09/19
	15	vs Utah State 01/02/19
	13	at New Mexico 12/30/15
	12	vs New Mexico 01/28/17
	11	4x
at Arkansas	16	vs Central Arkansas 12/01/21
	15	at Georgia Tech 11/25/19
	14	vs South Dakota State 11/16/22
	14	vs Texas A&M 01/22/22
	14	vs Auburn 02/04/20
	14	vs Rice 11/05/19
	13	5x - LAST: vs Fordham 11/11/22
<b>MOST BLOCKED SHOTS:</b>		
at Nevada:	11	at Oregon State 12/05/15
	10	at Wyoming 01/20/16
	10	vs Holy Names 11/30/15
	9	vs UNLV 03/08/18
	9	at New Mexico 01/07/17
at Arkansas	11	vs Alabama 02/24/21
	10	vs Elon 12/21/21
	10	vs Texas Southern 11/19/19
	9	vs UNGC 12/06/22

MUSS TEAMS IN THE NCAA/CONFERENCE STATS									
	2015-16	2016-17	2017-18	2018-19	2019-20	2020-21	2021-22		
3-pt FG Att	176 / 8	37 / 2	29 / 2	51 / 2	115 / 5	26 / 3	105 / 7		
A-Turnover Ratio	232 / 9	13 / 1	2 / 1	15 / 1	140 / 4	103 / 2	110 / 4		
Assists/Gm	220 / 9	32 / 1	27 / 2	75 / 3	226 / 10	80 / 4	116 / 7		
Blocks/Gm	7 / 1	64 / 3	74 / 2	100 / 2	84 / 9	17 / 4	71 / 8		
FG Pct	19 / 1	31 / 2	92 / 6	31 / 2	287 / 12	33 / 2	52 / 3		
Fewest Fouls	342 / 11	105 / 3	253 / 9	184 / 6	322 / 12	329 / 13	323 / 10		
Fewest TO	335 / 11	59 / 1	24 / 1	21 / 1	59 / 1	320 / 10	291 / 7		
FT Pct	251 / 9	146 / 5	60 / 3	68 / 4	147 / 6	100 / 4	218 / 10		
FG Pct Defense	28 / 2	120 / 7	140 / 4	42 / 3	169 / 12	70 / 5	58 / 4		
FT Attempts	2 / 1	13 / 1	16 / 2	16 / 1	8 / 2	5 / 1	1 / 1		
FT Made	1 / 1	24 / 2	9 / 2	17 / 1	3 / 1	2 / 1	1 / 1		
FT Pct	43 / 2	159 / 6	66 / 2	167 / 6	102 / 6	68 / 4	32 / 1		
Off Reb/Gm	76 / 2	132 / 3	255 / 7	205 / 6	325 / 14	44 / 8	107 / 1		
Fouls/Gm	275 / 8	35 / 1	95 / 1	126 / 3	311 / 11	131 / 3	189 / 6		
Reb Margin	4 / 2	72 / 1	232 / 81	97 / 3	342 / 14	56 / 3	89 / 6		
Scoring Defense	177 / 5	151 / 6	191 / 6	55 / 1	185 / 9	189 / 8	145 / 9		
Scoring Margin	117 / 5	39 / 1	27 / 1	9 / 1	70 / 4	24 / 1	53 / 5		
Scoring Offense	113 / 5	37 / 1	18 / 2	28 / 1	56 / 5	11 / 2	50 / 4		
Steals/Gm	98 / 3	262 / 8	174 / 6	172 / 4	41 / 1	48 / 4	72 / 8		
3 PT FG Defense	59 / 2	18 / 2	20 / 1	113 / 3	1 / 1	174 / 9	125 / 11		
3 PT FG/Game	323 / 11	33 / 2	31 / 3	74 / 3	143 / 4	169 / 5	279 / 11		
3 PT FG Pct	314 / 11	42 / 1	26 / 2	155 / 6	175 / 5	198 / 7	320 / 11		
3 PT FGM	251 / 9	22 / 2	15 / 2	59 / 2	129 / 4	39 / 4	182 / 7		
Total Assists	112 / 2	30 / 2	10 / 1	69 / 2	251 / 10	12 / 1	40 / 4		
Total Blocks	3 / 1	50 / 3	44 / 1	88 / 2	81 / 7	3 / 2	37 / 5		
Total Rebounds	2 / 1	25 / 3	44 / 2	63 / 2	306 / 14	4 / 3	8 / 2		
Total Rebs/Gm	18 / 1	41 / 1	171 / 6	72 / 4	322 / 14	18 / 2	50 / 5		
Total Steals	40 / 3	208 / 9	85 / 2	157 / 4	34 / 1	5 / 2	25 / 6		
Turnover Margin	184 / 5	169 / 7	22 / 2	22 / 1	9 / 1	58 / 2	40 / 4		
Turnovers Forced	154 / 5	306 / 10	191 / 6	127 / 3	29 / 1	52 / 7	42 / 5		
Fewest TO/Gm	208 / 7	26 / 2	4 / 1	13 / 1	47 / 1	151 / 3	133 / 4		
W-L Pct	93 / 3	17 / 1	17 / 1	7 / 1	89 / 5	17 / 2	36 / 4		
MOST TURNOVERS:									
at Nevada:	21	at Texas Tech 12/05/17							
	21	vs Morehead State 03/30/16							
	20	vs Fresno Pacific 12/09/15							
	20	at San Diego State 03/11/16							
at Arkansas	21	vs Rice 11/05/19							
	20	vs South Dakota State 11/16/22							
	20	vs Missouri 03/12/21							
	20	at Tennessee 01/06/21							
	20	vs Austin Peay 12/03/19							
	19	at LSU 01/15/22							
	19	vs Valparaiso 12/21/19							
MOST FOULS:									
at Nevada:	38	at Wichita State 12/22/15							
	30	at New Mexico 01/07/17							
	30	at New Mexico 12/30/15							
	28	at Utah State 03/02/19							
at Arkansas	32	at Missouri 02/08/20							
	28	Missouri 01/02/21							
	28	at Texas A&M 03/07/20							
	26	2x last at Tennessee 03/05/22 & 02/11/20							
OPPONENT GAME HIGHS (at Ark):									
POINTS	99	at Georgia 02/29/20							
	92	at LSU 01/13/21							
	90	vs Creighton 11/22/22							
	90	at Alabama 01/16/21							
	90	vs LSU 03/04/20							
FG MADE	38	at Georgia 02/29/20							
	34	at LSU 01/13/21							

3 PT PCT	.667 (12-18) .591 (13-22) .538 (14-26) .533 (8-15) .533 (8-15)	at Tennessee 03/05/22 vs Oklahoma 12/11/21 at Kentucky 02/09/21 vs Texas A&M 03/12/22 vs Baylor 03/29/21
FT MADE	34 28 27 27 25	at Missouri 02/08/20 vs Missouri 01/02/21 vs LSU 03/11/22 at Mississippi State 01/22/20 at Ole Miss 01/11/20
FT ATTEMPTS	44 39 33 31 31 31	at Missouri 02/08/20 vs Missouri 01/02/21 vs South Carolina 01/29/20 vs LSU 03/11/22 at Texas A&M 03/07/20 at Mississippi State 01/22/20
FT PCT	1.000 (13-13) 1.000 (14-14) .962 (25-26) .950 (19-20) .947 (18-19)	at Ole Miss 01/26/22 vs Florida 02/16/21 at Ole Miss 01/11/20 vs Texas A&M 10/12/22 vs LSU 03/02/22
REBOUNDS	60 53 52 51	vs Auburn 02/08/22 at LSU 01/08/20 at Missouri 02/08/20 vs Missouri 01/02/21
OFF REB	24 23 22 16	vs Auburn 02/08/22 at LSU 01/08/20 vs LSU 03/02/22 vs Kentucky 02/26/22
DEF REB	41 37 36 35	vs Missouri 01/02/21 at Georgia Tech 11/25/19 vs Auburn 02/08/22 vs Kentucky 01/18/20
ASSISTS	18 18 18 18 17	vs Texas A&M 03/12/22 vs Oklahoma 12/11/21 at Kentucky 02/09/21 at Alabama 01/16/21 <b>17 9x LAST vs Creighton 11/22/22</b>
STEALS	12 12 11 10	at Mississippi State 12/29/21 at Alabama 01/16/21 vs Texas A&M 01/22/22 5x - LAST: at Texas A&M 01/08/22
BLOCKS	9 9 9 7 7	at Texas A&M 01/08/22 vs Auburn 01/20/21 at Tennessee 01/06/21 at Oklahoma State 01/30/21 vs Oral Roberts 12/20/20
TURNOVERS	30 27 26 25 24 24	<b>vs Fordham 11/11/22</b> vs Rice 11/05/19 vs Mississippi State 02/02/21 vs Central Arkansas 12/01/21 at Georgia Tech 11/25/19 vs Texas Southern 11/19/19
FOULS	35 33 32 29 29	vs LSU 03/04/20 vs South Carolina 01/29/20 vs Alabama 02/24/21 vs West Virginia 01/29/22 vs Missouri 01/02/21

## ARKANSAS TEAM GAME LOWS:

FEWEST PTS	53 58 59 59 61 61	vs New Mexico State 03/19/22 vs Tennessee 02/19/22 at Alabama 01/16/21 at Florida 02/18/20 vs Mississippi State 02/02/21 at Tennessee 02/11/20
FEWEST FG	14 15 18 18 19 19	vs New Mexico State 03/19/22 at Tennessee 02/11/20 <b>18 vs UNGC 12/06/22</b> vs Tennessee 02/19/22 vs Missouri 01/02/21 vs Kentucky 01/18/20
FEWEST FGA	45 46 49	vs North Texas 11/12/19 vs Austin Peay 12/03/19 at Tennessee 02/11/20
LOWEST FG%	.275 (14-51) .268 (19-71) .305 (18-59) .306 (15-49) .314 (22-70)	vs New Mexico State 03/19/22 vs Missouri 01/02/21 vs Tennessee 02/19/22 at Tennessee 02/11/20 at Alabama 02/12/22
FEWEST 3PT FG	0 1 2 2 2 3	vs South Carolina 01/18/22 vs Oral Roberts 03/27/21 <b>2 vs San Diego State 11/23/22</b> <b>2 vs Fordham 11/11/22</b> vs Mississippi State 02/02/21 <b>3 12x - LAST vs Troy 11/28/22</b>
FEWEST 3 FGA	9 11 11 11 13	vs Oral Roberts 03/27/21 vs TCU 01/25/20 <b>11 vs Troy 11/28/22</b> vs South Carolina 01/18/22 vs Baylor 03/29/21 vs Charlotte 12/07/21

LOWEST 3 PT%	.000 (0-11) .111 (1-9) <b>.125 (2-16)</b> .118 (2-17) .136 (3-22)	vs South Carolina 01/18/22 vs Oral Roberts 03/27/21 <b>vs Fordham 11/11/22</b> vs Mississippi State 02/02/21 vs Kansas State 11/22/21
FEWEST FT	4 4 6 7	at Georgia 02/02/22 at Oklahoma State 01/30/21 at Mississippi State 01/22/20 vs Rice 11/05/19
FEWEST FTA	7 7 8 8	at Georgia 02/02/22 at Oklahoma State 01/30/21 at Ole Miss 01/26/22 vs Central Arkansas 12/12/20
LOWEST FT%	.471 (8-17) .500 (13-26) <b>.533 (8-15)</b> .533 (8-15) .545 (6-11)	vs Southern 12/09/20 vs Central Arkansas 12/01/21 <b>vs South Dakota State 11/16/22</b> vs Vanderbilt 01/15/20 at Mississippi State 01/22/20
FEWEST REBS	23 24 24 25 25	vs Missouri 02/22/20 vs North Texas 11/12/19 at LSU 01/08/20 vs Duke 03/26/22 at Texas A&M 03/07/20
FEWEST OFF REB	2 3 3 3 4	vs Missouri 02/22/20 vs New Mexico State 03/19/22 at LSU 01/08/20 at Georgia Tech 11/25/19 at Ole Miss 01/26/22 vs North Texas 11/12/19
FEWEST DEF REB	15 17 17 18 18 19	at Florida 02/18/20 <b>17 vs Oklahoma 12/10/22</b> vs Duke 03/26/22 at Tennessee 02/11/20 vs TCU 01/25/20 vs Mississippi State 02/15/20
FEWEST ASSISTS	4 6 7 7 7 7 8	<b>vs Troy 11/28/22</b> at Tennessee 02/11/20 vs Kansas State 11/22/21 vs Missouri 01/02/21 at Alabama 02/01/20 <b>8 9x - LAST vs San Diego State 11/23/22</b>
FEWEST STEALS	0 2 2 4	vs Texas Tech 03/21/21 vs New Mexico State 03/19/22 at Tennessee 01/06/21 4x - LAST: vs West Virginia 01/29/22
FEWEST BLOCKS	0 1 1 1 1 1 1 1	at Alabama 02/12/22 vs New Mexico State 03/19/22 vs Texas Tech 03/21/21 vs Georgia 01/09/21 vs Northern Kentucky 11/30/19 vs South Carolina 01/29/20 vs Mississippi State 02/15/20 at Florida 02/18/20
FEWEST TO	5 5 5 6 6 6 6	vs New Mexico State 03/19/22 vs Northern Iowa 11/17/21 vs LSU 03/04/20 at Florida 02/22/22 vs Mississippi State 02/05/22 at Kentucky 02/09/21 at Georgia 02/29/20
FOULS	6 10 12 12 14	vs Mercer 11/09/21 vs Southern 12/09/20 <b>12 vs Oklahoma 12/10/22</b> vs Mississippi Valley 11/25/20 <b>14 7x: LAST vs UNGC 12/06/22</b>

## OPPONENT GAME LOWS (at Ark):

FEWEST PTS	43 43 43 44 45	vs Missouri 01/12/22 vs Rice 11/05/19 vs North Texas 11/12/19 vs Southern 12/09/20 vs Mississippi State 02/02/21
FEWEST FG	14 15 15 16 16	vs Missouri 01/12/22 vs Mississippi State 02/02/21 vs Lipscomb 12/05/20 vs Tennessee 02/19/22 vs Rice 11/05/19
FEWEST FGA	45 45 46 48 48	<b>vs Fordham 11/11/22</b> vs Texas A&M 01/04/20 at Florida 02/18/20 vs Vanderbilt 01/15/20 vs Missouri 01/12/22
LOWEST FG%	.254 (15-59) .271 (16-59) .286 (18-63) .286 (16-56) .292 (14-48)	vs Lipscomb 12/05/20 vs Tennessee 02/19/22 vs Southern 12/09/20 vs Rice 11/05/19 vs Missouri 01/12/22
FEWEST 3PT FG	1 1 2	vs Ole Miss 01/27/21 vs Southern 12/09/20 <b>2 8x - LAST: vs San Diego State 11/23/22</b>
FEWEST 3 FGA	7 10 11 12 12	vs Mississippi State 02/15/20 vs Duke 03/26/22 vs Texas Southern 11/19/19 vs Mississippi State 02/05/22 vs South Dakota 11/22/19 at Georgia Tech 11/25/19

LOWEST 3 PT%	.063 (1-116) .077 (1-13) .080 (2-25) <b>.111 (2-18)</b> .118 (2-17) .125 (2-16) .125 (2-16)	vs Ole Miss 01/27/21 vs Southern 12/09/20 vs Rice 11/05/19 <b>vs San Diego State 11/23/22</b> vs North Texas 11/12/19 vs Missouri 01/12/22 vs Montana 11/16/19
FEWEST FT	3 3 5 6 6	vs Alabama 02/24/21 vs Mississippi Valley 11/25/20 vs Elon 12/21/21 <b>6 vs San Jose State 12/0322</b> vs New Mexico State 03/19/22 vs LSU 02/27/21
FEWEST FTA	3 6 9 9 10 10	vs Alabama 02/24/21 vs Mississippi Valley 11/25/20 vs Elon 12/21/21 <b>9 vs Oklahoma 12/10/22</b> vs New Mexico State 03/19/22 vs Texas A&M 03/06/21 vs Southern 12/09/20
LOWEST FT%	.375 (3-8) .467 (7-15) .471 (8-17) .500 (12-24) .500 (6-12) .500 (9-18)	vs Alabama 02/24/21 vs Central Arkansas 12/01/21 vs Auburn 02/08/22 vs South Carolina 01/18/22 vs LSU 02/27/21 at Indiana 12/29/19
FEWEST REBS	21 22 26 27 27 27	vs Charlotte 12/01/21 vs Mercer 11/09/21 vs West Virginia 01/29/22 <b>27 vs Oklahoma 12/10/22</b> vs Elon 12/21/21 vs Rice 11/05/19
FEWEST OFF REBS	4 4 4 4 5	vs Charlotte 12/01/21 vs Mercer 11/09/21 vs Mississippi State 02/15/20 vs Vanderbilt 01/15/20 7x - LAST: vs New Mexico State 03/19/22
FEWEST DEF REBS	17 18 18 19 19	vs Charlotte 12/01/21 <b>18 vs San Jose State 12/03.22</b> vs Mercer 11/09/21 vs Baylor 03/29/21 vs West Virginia 01/29/22 vs Elon 12/21/21
FEWEST ASSISTS	4 5 6 6 6 6 7	<b>4 vs Louisville 11/21/22</b> vs Southern 12/09/20 vs Florida 02/16/21 at Ole Miss 01/11/20 at Missouri 02/08/20 <b>7 5x - LAST vs Fordham 11/11/22</b>
FEWEST STEALS	0 1 1 1 1 1 2 2	vs Vanderbilt 01/15/20 vs Vermont 03/19/22 vs Cincinnati 11/23/21 at Kentucky 02/09/21 at LSU 01/08/20 vs Mississippi State 02/05/22 vs LSU 02/27/21 at Georgia 02/29/20
FEWEST BLKS	0 0 0 0 0 0 0 1	<b>0 vs Fordham 11/11/22</b> vs Hofstra 12/18/21 vs Georgia 01/09/21 vs Southern 12/09/20 vs North Texas 11/12/19 vs Austin Peay 12/03/19 <b>1 14x - LAST: vs Oklahoma 12/10/22</b>
FEWEST TO	5 6 7 8	at Tennessee 01/06/21 vs Vermont 03/19/22 vs Lipscomb 12/05/20 vs LSU 02/27/21
FEWEST FOULS	12 12 14	at Tennessee 01/06/21 vs Central Arkansas 12/12/20 6x - LAST: at Georgia 02/02/22



## IN HIS FIRST SEVEN YEARS AS A COLLEGIATE HEAD COACH

- » Twice led the NCAA in Free Throws Made (2016 and 2022).
- » Led the NCAA in Free Throw Attempts (2022)
- » Led the NCAA in 3-pt FG Pct Defense (2020)
- » Ranked 1st (4x) or 2nd (3x) seven times in the league in FT Made
- » Ranked 1st (5x) or 2nd (2x) seven times in the league in FT Attempts
- » 7x - Ranked among NCAA top 25 in FT Made AND FT Attempts
- » 4x - Led the league in Scoring Margin (2017, '18, '19, '21)
- » 4x - Led the league in Fewest Turnovers (2017, '18, '19, '20)
- » 3x - Led the league in Overall W-L Percentage (2017, '18, '19)
- » 3x - Led the league in Assist-To-TO Ratio (2017, '18, '19)
- » 3x - In NCAA top 20 in 3PTFG% Defense (2017, '18, '20)

### OTHER TEAM HIGHLIGHTS

- » 2nd in the NCAA in Assist-To-TO Ratio (2018)
- » 2nd in the NCAA in Total Rebounds (2016)
- » 2nd in the NCAA in Free Throws Made (2021)
- » 3rd in the NCAA in Total Blocked Shots (2016)
- » 4th in the NCAA in Rebound Margin (2016)
- » 4th in the NCAA in Fewest TO Per Gm (2018)
- » 7th in the NCAA in Blocks Per Game (2016)
- » 8th in the NCAA in Total Rebounds (2022)
- » 9th in the NCAA in Scoring Margin (2019)
- » 9th in the NCAA in Turnover Margin (2020)
- » 10th in the NCAA in Total Assists (2018)

### PLAYER HIGHLIGHTS

- » 6 Players in the NBA over past three years
- » 4x - Players led his league in 3-PT FG Made AND 3-PT FG Attempts
- » 3x - Player led his league in points scored
- » 4 All-Americans  
(Caleb Martin 2x, Mason Jones, Moses Moody, JD Notae)
- » 19 All-Conference Honors
- » 6 All-Defensive Team Honors
- » 3 Conference Newcomers of the Year
- » 3 Conference 6th Man Award
- » 2 Conference Players of the Year
- » 2 Conference Freshman of the Year
- » 1 Conference Defensive Player of the Year

## MUSSELMAN MILESTONE WINS

### OVERALL

1	11/13/15	vs Coastal Carolina (Honolulu, Hawaii)	73-56
100	01/24/19	Colorado State (Reno, Nev.)	100-60
150	03/02/21	at South Carolina (Columbia, S.C.)	101-73

### AT ARKANSAS

1	11/05/19	Rice (Fayetteville, Ark.)	91-43
50	11/23/21	vs Cincinnati (Kansas City, Mo.)	73-67

## MUSSELMAN PLAYERS OF NOTE

### CODY MARTIN

NEVADA

- Charlotte Hornets (Free Agent) • 2019-pres.
- 2x All-Mountain West (2018 and 2019)

### CALEB MARTIN

NEVADA

- Hornets (2019 2nd Rd / 36th pick) • Heat 2021-pres.
- 2x First Team All-America (2018 and 2019)

### JORDAN CAROLINE

NEVADA

- 3x First Team All-Mountain West (2018 and 2019)

### CAM OLIVER

NEVADA

- Rockets (2021 Free Agent)
- Led Australian NBL in rebounding in 2020

### JALEN HARRIS

NEVADA

- Toronto Raptors (2nd Rd / 59th pick) • 2020

### ISAIAH JOE

ARKANSAS

- 76ers (2nd Rd • 49th pick) 2020-22; Thunder 2022-pres.

### MASON JONES

ARKANSAS

- Rockets & 76ers (2021 Free Agent) • G League 2022-pres
- 2020 All-American & 2020 SEC Player of the Year

### MOSES MOODY

ARKANSAS

- Golden State Warriors (1st Rd • 14th pick) • 2021
- 1st "one-and-done" in Arkansas history
- 2021 All-American & 2021 SEC Freshman of the Year

### JD NOTAE

ARKANSAS

- 2021 Bleacher Report's National & SEC 6th Man of the Year
- 2022 All-American and consensus 1st team All-SEC

### JAYLIN WILLIAMS

ARKANSAS

- OKC Thunder (2nd Rd • 34th pick)
- 1st team All-SEC / Defensive All-SEC

## BEST WINNING PERCENTAGE

active NCAA Division I head coaches  
(min 5 yrs • Division I wins - Thru Dec. 13)

1	Mark Few, Gonzaga	666-132	.835	24 yrs
2	Chris Jans, Mississippi State	152-44	.776	7 yrs
3	Bill Self, Kansas	772-230	.770	30 yrs
4	John Calipari, Kentucky	775-241	.763	31 yrs
5	<b>ERIC MUSSELMAN, ARKANSAS</b>	<b>192-63</b>	<b>.753</b>	<b>8 yrs</b>
6	Brian Dutcher, San Diego St.	127-43	.747	6 yrs
7	Thad Matta, Butler	447-157	.740	18 yrs
8	Sean Miller, Xavier	430-159	.730	18 yrs
9	Tony Bennett, Virginia	393-150	.724	17 yrs
10	Bruce Pearl, Auburn	622-244	.718	28 yrs



## MUSSELMAN RECORD • POINTS SCORED

<b>Scoring Below 50 Points:</b>	<b>0-0</b>
- At Arkansas	0-0
Home:	0-0
Away:	0-0
Neutral:	0-0
<b>Scoring 50-59 Points:</b>	<b>2-9</b>
- At Arkansas:	2-1
Home:	0-1
Away:	0-6
Neutral:	1-2
<b>Scoring 60-69 Points:</b>	<b>21-20</b>
- At Arkansas	13-9
Home:	12-4
Away:	5-10
Neutral:	4-6
<b>Scoring 70-79 Points:</b>	<b>69-23</b>
- At Arkansas	31-12
Home:	40-5
Away:	15-13
Neutral:	14-5
<b>Scoring 80-89 Points:</b>	<b>63-6</b>
- At Arkansas	21-4
Home:	36-0
Away:	16-3
Neutral:	11-3
<b>Scoring 90-99 Points:</b>	<b>26-1</b>
- At Arkansas	11-0
Home:	16-0
Away:	9-1
Neutral:	1-0
<b>Scoring 100 or More Points:</b>	<b>11-1</b>
- At Arkansas	3-0
Home:	7-0
Away:	3-1
Neutral:	1-0

## MUSSELMAN RECORD • POINTS ALLOWED

<b>Opponent Scores Below 50 Points:</b>	<b>11-0</b>
- At Arkansas	9-0
Home:	9-0
Away:	1-0
Neutral:	1-0
<b>Opponent Scores 50-59 Points:</b>	<b>36-1</b>
- At Arkansas	18-0
Home:	25-1
Away:	9-0
Neutral:	2-0
<b>Opponent Scores 60-69 Points:</b>	<b>71-7</b>
- At Arkansas	27-1
Home:	43-0
Away:	12-3
Neutral:	16-4
<b>Opponent Scores 70-79 Points:</b>	<b>54-22</b>
- At Arkansas	22-12
Home:	28-6
Away:	16-12
Neutral:	10-4
<b>Opponent Scores 80-89 Points:</b>	<b>18-21</b>
- At Arkansas	5-11
Home:	7-3
Away:	8-13
Neutral:	3-5
<b>Opponent Scores 90-99 Points:</b>	<b>2-7</b>
- At Arkansas	1-4
Home:	2-2
Away:	0-3
Neutral:	0-2
<b>Opponent Scores 100 or More Points:</b>	<b>1-2</b>
- At Arkansas	0-0
Home:	0-0
Away:	1-2
Neutral:	0-0

0

# ANTHONY BLACK

G | Fr. | 6-7 | 198 | Duncanville, Texas | Duncanville HS

@AnthonyBlack24\_  
@xanthonyblack

Including 2022-23, has **FOUR** years of collegiate eligibility  
Major: TBA (Arts & Sciences)  
Born on Jan. 20, 2004 in Las Colinas, Texas  
The son of Terry and Jennifer Black



- Was listed as the **#1** high school point guard in the nation by 247Sports
- Member of gold-medal-winning **USA Basketball Men's U18 National Team** for the 2022 FIBA Americas U18 Championship (Tijuana, Mexico) and member of **USA Basketball's 2022 USA Nike Hoop Summit Team**
- Played in the **McDonald's All-American** and **Iverson Classic** games ... **MaxPreps All-American** (HM)

- Named the **CBS Sports/USBWA National Freshman of the Week (Nov. 22)** for his early-season play through Louisville at Maui
- Named **SEC co-Freshman of the Week (Nov. 28)** for his play at Maui
- **IS THE ONLY GUARD TO RANK AMONG THE SEC TOP 25 IN REBOUNDS**
- **Is the only player in the SEC to rank among the league top 25 in points; rebounds; assists and steals**

## 2022-23 HIGHLIGHTS:

- Named to the 5-man Maui Jim **MAUI INVITATIONAL ALL-TOURNAMENT TEAM** as well as being named **SEC co-FRESHMAN OF THE WEEK...** Led all scorers (22.3 ppg) at Maui ... **Versus Louisville, scored a season-high 26 points** (9-of-11 FG; 3-5 3PT and 5-of-5 FT) with a **season-high six assists** ... **Versus Creighton, matched his season-high with 26 points** (10-of-18 FG; 1-3 3PT and 5-of-6 FT) while tying his **season-high with six assists** and leading the team with six rebounds ... Added 15 points **versus San Diego State**, making **career highs in FT (9) and FTA (10)**.
- Played all 40 minutes and recorded a season-high 8 rebounds, while scoring 14 points, versus Troy.



## NATIONAL RECRUITING RANKINGS

- **#8** on the **SI99 All-American** list
- **247Sports** ★★★★★ **#14** nation **#1 PG**
- **ESPN** ★★★★★ **#15** nation **#8 SF**
- **247Composite** ★★★★★ **#17** nation **#2 PG**
- **Rivals** ★★★★★ **#19** nation **#5 SG**

- Led ARK in Pts: ..... 2
- Led ARK in Rebs: ..... 1
- Led ARK in Assists: ..... 7
- Led ARK in Steals: ..... 6
- Led ARK in Blocked Shots: ..... 1
- Double-figure Pts: ..... 5
- Double-figure Rebs: ..... 0
- 20-pt gms - 30-pt gms: ..... 2 - 0
- Gms with a 3PT Made: ..... 7
- Gms with 3+ 3PT Made: ..... 1
- Gms with 3+ Assists: ..... 7
- Gms with 3+ Steals: ..... 2
- Gms with 3+ Blks: ..... 0
- Gms with 5+ Rebs: ..... 5

## ANTHONY BLACK 2022-23 GAME STATS

Opponent	Date	GS	Min	FG	FGA	Pct	3FG	3A	Pct	FT	FTA	Pct	O	D	Tot	Avg	PF	FO	A	TO	Blk	Stl	Pts	Avg
NORTH DAKOTA ST.	11/07/22	*	30	1	7	.143	0	0	.000	1	2	.500	0	7	7	7.0	3	0	3	2	1	3	3	3.0
FORDHAM	11/11/22	*	24	3	8	.375	1	6	.167	3	4	.750	2	4	6	6.5	2	0	0	4	1	2	10	6.5
SOUTH DAKOTA ST.	11/16/22	*	30	2	3	.667	1	2	.500	0	0	.000	1	4	5	6.0	1	0	5	2	0	4	5	6.0
vs Louisville	11/21/22	*	35	9	11	.818	3	5	.600	5	5	1.000	1	2	3	5.3	3	0	6	4	0	2	26	11.0
vs Creighton	11/22/22	*	38	10	18	.556	1	3	.333	5	7	.714	3	3	6	5.4	3	0	6	3	0	2	26	14.0
vs San Diego St.	11/23/22	*	39	3	11	.273	0	2	.000	9	10	.900	1	4	5	5.3	2	0	1	4	0	1	15	14.2
TROY	11/28/22	*	40	5	8	.625	2	4	.500	2	4	.500	1	7	8	5.7	1	0	3	3	1	2	14	14.1
SAN JOSE ST.	12/03/22	*	32	3	5	.600	1	1	1.000	1	1	1.000	1	3	4	5.5	2	0	6	2	0	0	8	13.4
UNC GREENSBORO	12/06/22	*	33	4	8	.500	2	4	.500	1	3	.333	1	4	5	5.4	3	0	2	1	1	0	11	13.1
vs Oklahoma	12/10/22	*	35	4	4	1.000	0	0	.000	0	0	.000	1	3	4	5.3	1	0	5	5	1	2	8	12.6
Totals		10	336	44	83	.530	11	27	.407	27	36	.750	12	41	53	5.3	21	0	37	30	5	18	126	12.6

## BLACKS' PERSONAL BESTS

- POINTS**  
Season: 26 (2x) LAST vs Creighton (11/22/22)  
**SEC:**
- FG MADE**  
Season: 10 vs Creighton (11/22/22)  
**SEC:**
- FG ATTEMPTED**  
Season: 18 vs Creighton (11/22/22)  
**SEC:**
- 3-POINT FG MADE**  
Season: 3 vs Louisville (11/21/22)  
**SEC:**
- 3-PT FG ATTEMPTS**  
Season: 6 vs Fordham (11/11/22)  
**SEC:**
- FT MADE**  
Season: 9 vs San Diego State (11/23/22)  
**SEC:**
- FT ATTEMPTED**  
Season: 10 vs San Diego State (11/23/22)  
**SEC:**
- REBOUNDS**  
Season: 8 vs Troy (11/28/22)  
**SEC:**
- ASSISTS**  
Season: 6 (3x) LAST vs San Jose State (12/03/22)  
**SEC:**
- STEALS**  
Season: 4 vs South Dakota State (11/16/22)  
**SEC:**
- BLOCKED SHOTS**  
Season: 1 (3x) LAST vs Troy (11/28/22)  
**SEC:**
- MINUTES**  
Season: 40:00 vs Troy (11/28/22)  
**SEC:**

## ANTHONY BLACK CAREER STATISTICS

Year	GP	GS	Min	Avg	FG	FGA	Pct	3FG	3FGA	Pct	FT	FTA	Pct	Off	Def	Tot	Avg	PF	FO	Ass	TO	Blk	Stl	Pts	Avg
2022-23	10	10	336	33.6	44	83	.530	11	27	.407	27	36	.750	12	41	53	5.3	21	0	37	30	5	18	126	12.6

# 1 RICKY COUNCIL IV

G | Jr. | 6-6 | 205 | Durham, N.C. | Southern Durham HS / Wichita State

[@rickythe4th](#)  
[@c4\\_hoops](#)

Including 2022-23, has **THREE** years of collegiate eligibility  
Major: Recreation & Sport Management  
Born on Aug. 3, 2001 in Durham, N.C.  
The son of Rick and Ruth Council - has 2 older brothers, Ricky II & Ricky III



## DOUBLE-DOUBLES (2)

SOPHOMORE (at WSU)	(2)
02/02/22 • TULANE	12 pts 15 reb
02/20/22 • HOUSTON	17 Pts 10 reb

Was the **2022 American Athletic Conference Sixth Man of the Year** and made the **2021 AAC All-Freshman Team** ... Played two seasons at Wichita State and will have three years of eligibility remaining ... Was teammates with former Razorback Trey Wade at Wichita State in 2020-21 and the duo helped the Shockers win the AAC regular-season title and earn an NCAA Tournament berth.

- Has led Arkansas in scoring a team-best five times ... Has scored in double digits in 9 of 10 games
- **IN THE SEC: 1st in Points (19.2 ppg; 37th NCAA) • 1st FG Made (71; 33rd NCAA) • Minutes (36:14; 23rd NCAA)**
- **Named the SEC PLAYER OF THE WEEK (Dec. 5) ... Averaged 22.0 points (70% FG and 8-8 FT) in wins over Troy and San Jose State**

### 2022-23 HIGHLIGHTS:

- Led the team in scoring for the second straight game (vs Fordham) with 15 pts ... For the first time in his career, saw action at point guard and responded with a **career-high seven assists**.
- Had 15 points versus Louisville while **tying his career high with four steals and making 3 3-pointers**.
- Against Creighton, scored a season-high 24 points, attempting a career-high 19 shots, while playing all 40 minutes.
- Played 41:03 in the San Diego State overtime win ... Scored 18 of his 19 points after halftime, including five of the Hogs' 1 overtime points.
- **SEC PLAYER OF THE WEEK (Dec. 5): Versus Troy**, scored a **game-high 27 (also his second-best career effort)** ... Had 19 points in the second half as Arkansas erased a two-point halftime deficit ... **Scored 11 points in a decisive 17-0 run** (all told, scored 13 in a 19-3 run to end the game) ... Made a career-high 12 field goals ... **Versus San Jose State**, scored 17 points and only missed one shot attempt (5-of-6 FG; 1-1 3PT, 6-6 FT) ... Up three with 17:27 left, Arkansas went on a 23-7 runs with Council scoring all 10 of his second-half points ... Added three steals.
- Scored a game-high 26 points - with three highlight reel dunks - and tied for the team lead with five assists.



- Led his team in Pts (ARK): ..... 18 (5)
- Led his team in Rebs (ARK): ..... 7 (0)
- Led his team in Assists (ARK): ..... 4 (2)
- Double-figure Pts (ARK): ..... 31 (9)
- Double-figure Rebs (ARK): ..... 2 (0)
- Double-Doubles (ARK): ..... 2 (0)
- 20-pt gms (ARK): ..... 8 (4)
- 30-pt or more gms (ARK): ..... 1 (0)
- Gms with a 3PT Made (ARK): ..... 35 (8)
- Gms with 3+ 3PT Made (ARK): ..... 4 (1)
- Gms with 3+ Assists (ARK): ..... 12 (4)
- Gms with 3+ Blks (ARK): ..... 0 (0)
- Gms with 3+ Steals (ARK): ..... 7 (2)
- Gms with 5+ Rebs (ARK): ..... 24 (0)

### COUNCIL'S PERSONAL BESTS

#### POINTS

Season: 27 vs Troy (11/28/22)  
Career: 31 vs UCF (01/26/22)  
SEC:

#### FG MADE

Season: 12 vs Troy (11/28/22)  
Career: 12 vs Troy (11/28/22)  
SEC:

#### FG ATTEMPTED

Season: 19 vs Creighton (11/22/22)  
Career: 19 vs Creighton (11/22/22)  
SEC:

#### 3-POINT FG MADE

Season: 3 vs Louisville (11/21/22)  
Career: 3 (4x) LAST vs Louisville (11/21/22)  
SEC:

#### 3-PT FG ATTEMPTS

Season: 7 vs Louisville (11/21/22)  
Career: 7 (3x) LAST vs Louisville (11/21/22)  
SEC:

#### FT MADE

Season: 6 vs San Jose State (12/03/22)  
Career: 16 vs UCF (01/26/22)  
SEC:

#### FT ATTEMPTED

Season: 6 (2x) LAST vs San Jose State (12/03/22)  
Career: 20 vs UCF (01/26/22)  
SEC:

#### REBOUNDS

Season: 4 vs Fordham (11/11/22)  
Career: 15 vs Tulane (01/12/22)  
SEC:

#### ASSISTS

Season: 7 vs Fordham (11/11/22)  
Career: 7 vs Fordham (11/11/22)  
SEC:

#### STEALS

Season: 4 vs Louisville (11/21/22)  
Career: 4 (2x) LAST vs Louisville (11/21/22)  
SEC:

#### BLOCKED SHOTS

Season: 1 vs North Dakota State (11/07/22)  
Career: 2 (2x) last at Tulane (01/29/22)  
SEC:

#### MINUTES

Season: 41:03 vs San Diego State (11/23/22)  
Career: 48:16 Houston (02/20/22)  
SEC:

### RICKY COUNCIL IV 2022-23 GAME STATS

Opponent	Date	GS	Min	FG	FGA	Pct	3FG	3A	Pct	FT	FTA	Pct	O	D	Tot	Avg	PF	FO	A	TO	Blk	Stl	Pts	Avg
NORTH DAKOTA ST.	11/07/22	*	36	9	14	.643	1	2	.500	3	6	.500	1	2	3	3.0	1	0	2	1	1	1	22	22.0
FORDHAM	11/11/22	*	37	5	12	.417	1	3	.333	4	4	1.000	1	3	4	3.5	2	0	7	2	0	2	15	18.5
SOUTH DAKOTA ST.	11/16/22	*	30	8	12	.667	1	4	.250	2	3	.667	0	2	2	3.0	2	0	2	3	1	1	19	18.7
vs Louisville	11/21/22	*	35	6	13	.462	3	7	.429	0	0	.000	1	2	3	3.0	1	0	3	4	0	4	15	17.8
vs Creighton	11/22/22	*	40	9	19	.474	2	6	.333	4	4	1.000	1	2	3	3.0	3	0	3	1	0	2	24	19.0
vs San Diego St.	11/23/22	*	41	6	19	.316	0	3	.000	7	11	.636	1	2	3	3.0	3	0	4	3	0	2	19	19.0
TROY	11/28/22	*	39	12	18	.667	1	4	.250	2	2	1.000	2	1	3	3.0	2	0	0	2	0	1	27	20.1
SAN JOSE ST.	12/03/22	*	26	5	6	.833	1	1	1.000	6	6	1.000	0	3	3	3.0	1	0	1	3	0	3	17	19.8
UNC GREENSBORO	12/06/22	*	37	1	7	.143	0	3	.000	6	6	1.000	0	3	3	3.0	3	0	2	3	0	0	8	18.4
vs Oklahoma	12/10/22	*	40	10	15	.667	1	2	.500	5	7	.714	0	2	2	2.9	1	0	5	1	0	1	26	19.2
<b>Totals</b>		<b>10</b>	<b>361</b>	<b>71</b>	<b>135</b>	<b>.526</b>	<b>11</b>	<b>35</b>	<b>.314</b>	<b>39</b>	<b>49</b>	<b>.796</b>	<b>7</b>	<b>22</b>	<b>29</b>	<b>2.9</b>	<b>19</b>	<b>0</b>	<b>29</b>	<b>23</b>	<b>2</b>	<b>17</b>	<b>192</b>	<b>19.2</b>

### RICKY COUNCIL IV CAREER STATISTICS

Year	GP	GS	Min	Avg	FG	FGA	Pct	3FG	3FGA	Pct	FT	FTA	Pct	Off	Def	Tot	Avg	PF	FO	Ass	TO	Blk	Stl	Pts	Avg
2020-21 (WSU)	21	1	327	15.6	51	121	.422	12	27	.444	35	55	.636	16	56	72	3.4	18	0	20	23	3	6	149	7.1
2021-22 (WSU)	28	8	744	26.6	110	252	.437	26	85	.306	90	106	.849	36	115	151	5.4	38	2	45	60	14	32	336	12.0
2022-23 (ARK)	10	10	361	36.1	71	135	.526	11	35	.314	39	49	.796	7	22	29	2.9	19	0	29	23	2	17	192	19.2
<b>CAREER</b>	<b>59</b>	<b>19</b>	<b>1432</b>	<b>24.3</b>	<b>232</b>	<b>508</b>	<b>.457</b>	<b>49</b>	<b>147</b>	<b>.333</b>	<b>164</b>	<b>210</b>	<b>.781</b>	<b>59</b>	<b>193</b>	<b>252</b>	<b>4.3</b>	<b>75</b>	<b>2</b>	<b>94</b>	<b>106</b>	<b>19</b>	<b>55</b>	<b>677</b>	<b>11.5</b>



2

## TREVON BRAZILE

F | So. (3) | 6-10 | 212 | Springfield, Mo. | Kickapoo HS / Missouri

@trevonbrazile2

@thetrevonbrazile

Including 2022-23, has **THREE** years of collegiate eligibility

Major: Communications

Born on Jan. 7, 2002 in Springfield, Mo.

The son of Phillip Brazile and Melissa Baldwin



## DOUBLE-DOUBLES (2)


SOPHOMORE (at ARK)	(2)
11/07/22 • NORTH DAKOTA STATE	21 pts 12 reb
11/16/22 • SOUTH DAKOTA STATE	13 pts 10 reb

Trevon Brazile (*pronounced Trev-In "Brazil"*) played his freshman season (2021-22) at Missouri and has three remaining years of eligibility ... Ranked third in the SEC (47th in the NCAA) in blocked shots (1.92 avg).

- Suffered a season-ending knee (ACL) injury in the first half of the UNC Greensboro game.

## 2022-23 HIGHLIGHTS:

- In the season opener vs North Dakota State, recorded his **first career double-double** with a then career-high 21 points and a **career-high 12 rebounds** ... Was 7-of-14 FG and made a **career-high 3-of-6 3PT** ... Was also 4-of-5 FT.
- Posted his **second career double-double** vs South Dakota State with 13 points (5-9 FG • 1-1 3PT • 2-2 FT) and 10 rebounds.
- Scored 17 vs Creighton making a career-high seven FG with a season-high three blocked shots.
- **For the first time in his career, led his team in scoring, pumping in 20** with nine rebounds versus San Diego State ... For the third time this season, **tied his career high** with three 3's made ... Also played a **career-high 40:05 minutes** ... **Scored 18 of his 20 after halftime**, including 16 in the second half (4-of-7 FG • 3-of-4 3PT • 5-of-6 FT) ... **Tied his career high with two steals, one coming with Arkansas down two with seven seconds left** to set-up the game-tying basket.
- For the second time in his career, led his team in scoring with a **career-high 23 points** versus San Jose State ... Was 8-of-9 from the field (1-2 3PT) and 6-of-8 FT with five rebounds, two assists and two blocked shots ... Also had career highs in FG made (8) and FT made (6).



- Led his team in Pts (ARK): ..... 2 (2)
- Led his team/ARK in Rebs: ..... 12 (5)
- Led his team/ARK in Blk Shots: ..... 25 (5)
- Double-figure Pts (ARK): ..... 9 (4)
- Double-figure Rebs (ARK): ..... 3 (2)
- 20-pt gms – 30-pt gms: (ARK)..... 3 (2) - 0
- Gms with a 3PT Made (ARK): ..... 15 (5)
- Gms with 3+ 3PT Made (ARK): ..... 3 (3)
- Gms with 3+ Blks (ARK): ..... 6 (1)
- Gms with 5+ Rebs (ARK): ..... 20 (6)

## BRAZILE'S PERSONAL BESTS

## POINTS

Season: 23	vs San Jose State (12/03/22)
Career: 23	vs San Jose State (12/03/22)
SEC: 11	at LSU (02/26/22)

## FG MADE

Season: 8	vs San Jose State (12/03/22)
Career: 8	vs San Jose State (12/03/22)
SEC: 5	at LSU (02/26/22)

## FG ATTEMPTED

Season: 14 (3x)	LAST vs San Diego State (11/23/22)
Career: 14 (2x)	LAST vs San Diego St (11/23/22)
SEC: 9	at LSU (02/26/22)

## 3-POINT FG MADE

Season: 3 (3x)	LAST vs San Diego State (11/23/22)
Career: 3 (3x)	LAST vs San Diego St (11/23/22)
SEC: 1 (7x)	vs Georgia (03/05/22)

## 3-PT FG ATTEMPTS

Season: 8	vs San Diego State (11/23/22)
Career: 8	vs San Diego State (11/23/22)
SEC: 2	at Georgia (02/02/22)

## FT MADE

Season: 6	vs San Jose State (12/03/22)
Career: 6	vs San Jose State (12/03/22)
SEC: 3	vs Tennessee (02/22/22)

## FT ATTEMPTED

Season: 8 (2x)	LAST vs San Jose State (12/03/22)
SEC: 8 (2x)	LAST vs San Jose St (12/03/22)
Career: 7	vs Ole Miss (03/09/22)

## REBOUNDS

Season: 12	vs North Dakota State (11/07/22)
Career: 12	vs North Dakota State (11/07/22)
SEC: 10	vs Georgia (03/05/22)

## ASSISTS

Season: 2	vs San Jose State (12/03/22)
Career: 3	vs Alabama (01/08/22)
SEC: 3	vs Alabama (01/08/22)

## STEALS

Season: 2 (2x)	LAST vs Troy (11/28/22)
Career: 2 (5x)	LAST vs Troy (11/28/22)
SEC: 2	vs Texas A&M (01/15/22)

## BLOCKED SHOTS

Season: 3	vs Creighton (11/22/22)
Career: 6	vs Illinois (12/22/21)
SEC: 4 (2x)	vs Georgia (03/05/22)

## MINUTES

Season: 40:05	vs San Diego State (11/23/22)
Career: 40:05	vs San Diego State (11/23/22)
SEC: 28:23	at LSU (02/26/22)

## TREVON BRAZILE 2022-23 GAME STATS

Opponent	Date	GS	Min	FG	FGA	Pct	3FG	3A	Pct	FT	FTA	Pct	O	D	Tot	Avg	PF	FO	A	TO	Blk	Stl	Pts	Avg
NORTH DAKOTA ST.	11/07/22	32	7	14	.500	3	6	.500	4	5	.800	1	11	12	12.0	2	0	1	2	1	0	21	21.0	
FORDHAM	11/11/22	32	3	7	.429	0	2	.000	2	3	.667	4	4	8	10.0	3	0	1	2	1	1	8	14.5	
SOUTH DAKOTA ST.	11/16/22	29	5	9	.556	1	1	1.000	2	2	1.000	2	8	10	10.0	3	0	2	4	2	1	13	14.0	
vs Louisville	11/21/22	14	0	2	.000	0	2	.000	1	2	.500	0	2	2	8.0	3	0	0	2	0	1	1	10.8	
vs Creighton	11/22/22	32	7	14	.500	3	5	.600	0	1	.000	1	5	6	7.6	5	1	2	1	3	1	17	12.0	
vs San Diego St.	11/23/22	40	6	14	.429	3	8	.375	5	8	.625	0	9	9	7.8	3	0	0	1	0	2	20	13.3	
TROY	11/28/22	25	1	5	.200	0	2	.000	1	2	.500	0	0	0	6.7	2	0	1	5	0	2	3	11.9	
SAN JOSE ST.	12/03/22	30	8	9	.889	1	2	.500	6	8	.750	0	5	5	6.5	2	0	2	2	2	1	23	13.3	
UNC GREENSBORO	12/06/22	9	0	3	.000	0	1	.000	0	0	.000	1	1	2	6.0	0	0	0	1	2	0	0	11.8	
vs Oklahoma	12/10/22	DNP-Inj																						
Totals		0	243	37	77	.481	11	29	.379	21	31	.677	9	45	54	6.0	23	1	9	20	11	9	106	11.8

## TREVON BRAZILE CAREER STATISTICS

Year	GP	GS	Min	Avg	FG	FGA	Pct	3FG	3FGA	Pct	FT	FTA	Pct	Off	Def	Tot	Avg	PF	FO	Asst	TO	Blk	Stl	Pts	Avg
2021-22 (MIZZOU)	24	22	507	21.1	57	105	.543	10	31	.323	27	46	.587	28	92	120	5.0	30	0	18	27	46	10	151	6.3
2022-23 (ARK)	9	0	243	27.0	37	77	.481	11	29	.379	21	31	.677	9	45	54	6.0	23	1	9	20	11	9	106	11.8
CAREER	33	22	750	22.7	94	182	.516	21	60	.350	48	77	.623	37	137	174	5.3	53	1	27	47	57	10	257	7.8

3

**NICK SMITH JR.**

G | Fr. | 6-5 | 185 | Jacksonville, Ark. | North Little Rock HS

@ntsmith1402

@lif3nick

Including 2022-23, has **FOUR** years of collegiate eligibility  
Major: Recreation a& Sport Management  
Born on April 18, 2004 in Jacksonville, Ark.  
The son of Nicholas Sr. and Candace Smith

**SMITH'S PRESEASON HONORS**

- John R. Wooden Award Preseason Watch List
- NABC Division I Player of the Year Watch List
- Jersey Mike's Naismith Trophy Men's Player of the Year Preseason Watch List
- Jerry West Award Watch List
- All-American: 2nd team (CBSsports.com) - 3rd team (Sporting News) - 4th team (Blue Ribbon Magazine)
- National Newcomer of the Year (Blue Ribbon Magazine)
- National Freshman of the Year (CBSsports.com)
- Jay Bilas Preseason Freshman All-America Team (ESPN.com)
- #1 on ESPN.com national Impact Newcomer list
- #2 on national Impact Freshmen lists by Andy Katz/NCAA.com and CBSsports.com
- SEC Freshman of the Year: CBSsports.com and Blue Ribbon Magazine
- First Team All-SEC: SEC media - SEC coaches - Blue Ribbon Magazine

Consensus Top 6 pick on the 2023 NBA mock draft websites, including most predicting him as the #1 college player selected.

**NATIONAL RECRUITING RANKINGS**

- #2 on the SI99 All-American list
- 247Sports ★★★★★ #1 nation #1 CG
- Rivals ★★★★★ #2 nation #1 PG
- ESPN ★★★★★ #3 nation #1 SG
- 247Composite ★★★★★ #3 nation #2 CG

**2022 USA TODAY National High School Boy's Basketball Player of the Year**

- The overall top rated high school prospect by 247Sports and consensus top-3 player in the country
- Top rated combo guard in the nation (247Sports) - Top rated point guard in the nation (Rivals) - Top rated shooting guard in the nation (ESPN)
- Played in the McDonald's All-American and was co-MVP at the Jordan Brand Classic 27 points (5-of-7 3PT)
- 1 of the top 3-highest rated players to ever sign with Arkansas trailing Corliss Williamson (ranked #1 or #2 by all the recruiting services) and Al Jefferson (ranked #3 by 247Sports and #4 by Rivals in 2004).

- Named the CBS Sports/USBWA National Freshman of the Week (Dec. 13) and Dick Vitale's "Diaper Dandy" Star of the Week (Dec. 12)
- Named SEC co-Freshman of the Week (Dec. 12)

**2022-23 HIGHLIGHTS:**

- After missing the first six games due to injury, saw his first official collegiate action (playing on the condition of minutes restriction) in the Troy win ... Checked in at 14:08 and played six full minutes but did not re-enter the game.
- In his first meaningful action (and start) versus San Jose State, scored 16 points (3-of-5 3PT) with five assists and zero turnovers.
- Named **SEC co-FRESHMAN OF THE WEEK** • **CBS/USBWA NATIONAL FRESHMAN OF THE WEEK** • **DICK VITALE "DIAPER DANDY" STAR OF THE WEEK** ... Scored 22 of Arkansas' 65 points (34%) versus UNC Greensboro, including 16 in the second half in the come-from-behind win ... Was 9-of-11 at the line and led the team with three assists ... Had a steal and old-fashion 3-point play late in the game to propel the Hogs to the win ... **Versus Oklahoma**, scored 21 points, including 11 in the second half as Arkansas outscored the Sooners 45-38 ... All 11 of his second-half points came in a 26-15 run as the Hogs went from up five to up 14.

**NICK SMITH JR. 2022-23 GAME STATS**

Opponent	Date	GS	Min	FG	FGA	Pct	3FG	3A	Pct	FT	FTA	Pct	O	D	Tot	Avg	PF	FO	A	TO	Blk	Stl	Pts	Avg
NORTH DAKOTA ST.	11/07/22	DNP-Inj																						
FORDHAM	11/11/22	DNP-Inj																						
SOUTH DAKOTA ST.	11/16/22	DNP-Inj																						
vs Louisville	11/21/22	DNP-Inj																						
vs Creighton	11/22/22	DNP-Inj																						
vs San Diego St.	11/23/22	DNP-Inj																						
TROY	11/28/22		6	0	2	.000	0	1	.000	0	0	.000	1	0	1	1.0	0	0	0	0	0	0	0	0.0
SAN JOSE ST.	12/03/22	*	24	6	14	.429	3	5	.600	1	2	.500	0	1	1	1.0	1	0	5	0	0	0	16	8.0
UNC GREENSBORO	12/06/22	*	39	6	14	.429	1	5	.200	9	11	.818	0	4	4	2.0	1	0	3	2	1	1	22	12.7
vs Oklahoma	12/10/22	*	30	8	16	.500	1	5	.200	4	4	1.000	0	2	2	2.0	3	0	1	2	0	1	21	14.8
Totals		3	99	20	46	.435	5	16	.313	14	17	.824	1	7	8	2.0	5	0	9	4	1	2	59	14.8

**SMITH'S PERSONAL BESTS**

<b>POINTS</b>	Season: 22	vs UNC Greensboro (12/06/22)
<b>SEC:</b>		
<b>FG MADE</b>	Season: 8	vs Oklahoma (12/10/22)
<b>SEC:</b>		
<b>FG ATTEMPTED</b>	Season: 16	vs Oklahoma (12/10/22)
<b>SEC:</b>		
<b>3-POINT FG MADE</b>	Season: 3	vs San Jose State (12/03/22)
<b>SEC:</b>		
<b>3-PT FG ATTEMPTS</b>	Season: 5 (2x)	LAST vs UNC Greensboro (12/06/22)
<b>SEC:</b>		
<b>FT MADE</b>	Season: 9	vs UNC Greensboro (12/06/22)
<b>SEC:</b>		
<b>FT ATTEMPTED</b>	Season: 11	vs UNC Greensboro (12/06/22)
<b>SEC:</b>		
<b>REBOUNDS</b>	Season: 4	vs UNC Greensboro (12/06/22)
<b>SEC:</b>		
<b>ASSISTS</b>	Season: 5	vs San Jose State (12/03/22)
<b>SEC:</b>		
<b>STEALS</b>	Season: 1	vs UNC Greensboro (12/06/22)
<b>SEC:</b>		
<b>BLOCKED SHOTS</b>	Season: 1	vs UNC Greensboro (12/06/22)
<b>SEC:</b>		
<b>MINUTES</b>	Season: 38:53	vs UNC Greensboro (12/06/22)
<b>SEC:</b>		

**NICK SMITH JR. CAREER STATISTICS**

Year	GP	GS	Min	Avg	FG	FGA	Pct	3FG	3FGA	Pct	FT	FTA	Pct	Off	Def	Tot	Avg	PF	FO	Ast	TO	Blk	Stl	Pts	Avg
2022-23	4	3	99	24.8	20	46	.435	5	16	.313	14	17	.824	1	7	8	2.0	5	0	9	4	1	2	59	14.8

4

**DAVONTE "DEVO" DAVIS**

G | Jr. | 6-4 | 185 | Jacksonville, Ark. | Jacksonville HS

@MrDevoBuckets

@devofor3

Including 2022-23, has **THREE** years of collegiate eligibility

Major: Recreation &amp; Sport Management

Born on Sept. 24, 2001, in Jacksonville, Ark.

The son Terrie Davis and grandson of Yvette Davis

**DOUBLE-DOUBLES (1)**
**JUNIOR** (1)  
 12/06/22 • UNC GREENSBORO 10 pts 10 reb

Named the **SEC First-Year Academic Honor Roll** (2020-21) and the **2021-22 SEC Winter Academic Honor Roll** ... Made the Department's Honor Roll (3.0-3.49 GPA) for Fall 2020, Spring 2021 and Fall of 2021.

THE ONLY CURRENT RAZORBACK PLAY IN EACH OF ARKANSAS' BACK-TO-BACK ELITE 8 RUNS.

**2022-23 HIGHLIGHTS:**

- Scored 18 in the season opener vs North Dakota State and was +20 ... Added five assists and three steals in the Fordham win.
- For the eighth time in his career, made multiple 3-pointers in the South Dakota State win (7x with 2 and once with 4)
- Played a key role in holding Louisville's El Ellis to 11 points on 4-of-16 shooting.
- Versus UNC Greensboro, recorded his **first career double-double** with 10 points and a **career-high 10 rebounds** (9 defensive) ... Tied his season high with three steals.



- Led the Razorbacks in Pts:..... 4
- Led the Razorbacks in Rebs:..... 2
- Led the Razorbacks in Assists:..... 16
- Led the Razorbacks in Steals:..... 15
- Double-figure Pts:..... 26
- Double-figure Rebs:..... 1
- Double-Doubles:..... 1
- 20-pt gms:..... 2
- Gms with a 3PT FG:..... 13
- Gms with 3+ 3PT FG:..... 1
- Gms with 3+ Assists:..... 26
- Gms with 3+ Steals:..... 6
- Gms with 5+ Rebs:..... 27

**DAVIS' PERSONAL BESTS****POINTS**

Season: 18 vs North Dakota State (11/07/22)  
**SEC: 20 vs Georgia (01/09/21)**  
 Career: 26 vs Oklahoma (12/11/21)

**FG MADE**

Season: 6 vs North Dakota State (11/07/22)  
**Career: 9 (2x) vs Oklahoma (12/11/21)**  
 SEC: 9 vs Georgia (01/09/21)

**FG ATTEMPTED**

Season: 14 vs North Dakota State (11/07/22)  
**Career: 21 vs Oklahoma (12/11/21)**  
 SEC: 14 (2x) last vs Florida (02/16/21)

**3-POINT FG MADE**

Season: 2 vs South Dakota State (11/16/22)  
**Career: 4 vs Oklahoma (12/11/21)**  
 SEC: 2 (4x) last at Florida (02/22/22)

**3-PT FG ATTEMPTS**

Season: 5 (2x) LAST vs UNC Greensboro (12/06/22)  
**Career: 8 vs Oklahoma (12/11/21)**  
 SEC: 4 at Mississippi State (12/29/21)

**FT MADE**

Season: 6 vs North Dakota State (11/07/22)  
**Career: 9 at Texas A&M (01/08/22)**  
 SEC: 9 at Texas A&M (01/08/22)

**FT ATTEMPTED**

Season: 8 vs North Dakota State (11/07/22)  
**Career: 10 at Texas A&M (01/08/22)**  
 SEC: 10 at Texas A&M (01/08/22)

**REBOUNDS**

Season: 10 vs UNC Greensboro (12/06/22)  
**Career: 10 vs UNC Greensboro (12/06/22)**  
 SEC: 8 (3x) last at LSU (01/15/22)

**ASSISTS**

Season: 5 (2x) LAST vs Louisville (11/21/22)  
**Career: 8 vs Charlotte (12/07/21)**  
 SEC: 7 at Texas A&M (01/08/22)

**STEALS**

Season: 3 (2x) vs UNC Greensboro (12/06/22)  
**Career: 5 vs Auburn (02/08/22)**  
 SEC: 5 vs Auburn (02/08/22)

**BLOCKED SHOTS**

Season: 1 vs North Dakota State (11/07/22)  
**Career: 2 vs Colgate (03/19/21)**  
 SEC: 1 (3x) last at Missouri (02/13/21)

**MINUTES**

Season: 39:04 vs North Dakota State (11/07/22)  
**Career: 38:56 vs Oklahoma (12/11/21)**  
 SEC: 38:52 vs Texas A&M (03/06/21)

**DAVONTE DAVIS 2022-23 GAME STATS**

Opponent	Date	GS	Min	FG	FGA	Pct	3FG	3A	Pct	FT	FTA	Pct	O	D	Tot	Avg	PF	FO	A	TO	Blk	Stl	Pts	Avg
NORTH DAKOTA ST.	11/07/22	*	39	6	14	.429	0	2	.000	6	8	.750	0	6	6	6.0	1	0	0	5	1	2	18	18.0
FORDHAM	11/11/22	*	29	3	12	.250	0	3	.000	1	2	.500	0	3	3	4.5	1	0	5	1	0	3	7	12.5
SOUTH DAKOTA ST.	11/16/22	*	33	5	10	.500	2	5	.400	1	2	.500	0	2	2	3.7	1	0	3	1	0	1	13	12.7
vs Louisville	11/21/22	*	31	1	4	.250	0	3	.000	0	0	.000	0	0	0	2.8	4	0	5	1	0	0	2	10.0
vs Creighton	11/22/22	*	39	3	9	.333	1	4	.250	2	2	1.000	0	3	3	2.8	4	0	2	0	0	1	9	9.8
vs San Diego St.	11/23/22	*	17	1	4	.250	0	2	.000	0	0	.000	1	1	2	2.7	0	0	1	1	0	0	2	8.5
TROY	11/28/22	DNP																						
SAN JOSE ST.	12/03/22		23	0	2	.000	0	1	.000	0	0	.000	0	1	1	2.4	2	0	3	0	1	0	0	7.3
UNC GREENSBORO	12/06/22		29	3	13	.231	0	3	.000	4	4	1.000	1	9	10	3.4	4	0	0	3	0	3	10	7.6
vs Oklahoma	12/10/22		24	1	4	.250	0	0	.000	3	5	.600	1	1	2	3.2	3	0	2	0	0	1	5	7.3
<b>Totals</b>		<b>6</b>	<b>264</b>	<b>23</b>	<b>72</b>	<b>.319</b>	<b>3</b>	<b>23</b>	<b>.130</b>	<b>17</b>	<b>23</b>	<b>.739</b>	<b>3</b>	<b>26</b>	<b>29</b>	<b>3.2</b>	<b>20</b>	<b>0</b>	<b>21</b>	<b>12</b>	<b>2</b>	<b>11</b>	<b>66</b>	<b>7.3</b>

**DAVONTE DAVIS CAREER STATISTICS**

Year	GP	GS	Min	Avg	FG	FGA	Pct	3FG	3FGA	Pct	FT	FTA	Pct	Off	Def	Tot	Avg	PF	FO	Ass	TO	Blk	Stl	Pts	Avg
2020-21	30	17	716	23.9	109	229	.476	2	13	.154	34	45	.756	36	98	134	4.5	70	0	64	48	5	35	254	8.5
2021-22	37	14	1021	27.6	114	266	.429	20	74	.270	58	82	.707	42	96	138	3.7	95	1	102	67	0	35	306	8.3
2022-23	9	6	264	29.3	23	72	.319	3	23	.130	17	23	.739	3	26	29	3.2	20	0	21	12	2	11	66	7.3
<b>CAREER</b>	<b>76</b>	<b>37</b>	<b>2001</b>	<b>26.3</b>	<b>246</b>	<b>567</b>	<b>.434</b>	<b>25</b>	<b>110</b>	<b>.227</b>	<b>109</b>	<b>150</b>	<b>.727</b>	<b>81</b>	<b>220</b>	<b>301</b>	<b>4.0</b>	<b>185</b>	<b>1</b>	<b>187</b>	<b>127</b>	<b>7</b>	<b>81</b>	<b>626</b>	<b>8.2</b>



5

# JOSEPH PINION

G | Fr. | 6-5 | 190 | Morrilton, Ark. | Morrilton HS

@josephpinion2

@josephpinion1

Including 2022-23, has **FOUR** years of collegiate eligibility  
Major: TBA (Arts & Sciences)  
Born on Nov. 17, 2003 in Russellville, Ark.  
The son of Craig and Gail Pinion




• McDonald's All-American Nominee

• Two-time (2021 and 2022) Arkansas Democrat-Gazette first team All-Arkansas Preps (all divisions)

## 2022-23 HIGHLIGHTS:

- Scored his first collegiate points versus Fordham and added his first collegiate steal.
- Had five points versus San Jose State, making his first collegiate 3-pointer ... Added two rebounds



## NATIONAL RECRUITING RANKINGS

- #95 on the SI99 All-American list
- 247Composite ★★★★★ #94 nation #23 SF
- ESPN ★★★★★ #89 nation #17 SG
- Rivals ★★★★★ #131 nation #33 SF
- 247Sports ★★★ #142 nation #32 SF

- Led ARK in Pts: .....0
- Led ARK in Rebs: .....0
- Led ARK in Assists: .....0
- Double-figure Pts:.....0
- Double-figure Rebs:.....0
- 20-pt gms - 30-pt gms:.....0 - 0
- Gms with a 3PT Made:.....1
- Gms with 3+ 3PT Made: .....0
- Gms with 3+ Assists: .....1
- Gms with 3+ Steals:.....0
- Gms with 3+ Blks:.....0
- Gms with 5+ Rebs:.....0

## JOSEPH PINION 2022-23 GAME STATS

Opponent	Date	GS	Min	FG	FGA	Pct	3FG	3A	Pct	FT	FTA	Pct	O	D	Tot	Avg	PF	FO	A	TO	Blk	Stl	Pts	Avg
NORTH DAKOTA ST.	11/07/22	3	0	0	0.000	0	0	0.000	0	0	0.000	0	0	0	0	0.0	1	0	0	0	0	0	0	0.0
FORDHAM	11/11/22	4	1	1	1.000	0	0	0.000	0	0	0.000	0	0	0	0	0.0	1	0	0	0	0	1	2	1.0
SOUTH DAKOTA ST.	11/16/22	5	0	4	0.000	0	3	0.000	2	2	1.000	0	0	0	0	0.0	1	0	0	0	0	0	2	1.3
vs Louisville	11/21/22	4	0	1	0.000	0	0	0.000	2	2	1.000	0	2	2	0.5	2	0	0	0	0	0	0	2	1.5
vs Creighton	11/22/22	0	0	0	0.000	0	0	0.000	0	0	0.000	0	0	0	0.4	0	0	0	0	0	0	0	0	1.2
vs San Diego St.	11/23/22	DNP																						
TROY	11/28/22	2	0	0	0.000	0	0	0.000	0	0	0.000	0	1	1	0.5	0	0	0	0	0	0	0	0	1.0
SAN JOSE ST.	12/03/22	5	2	3	.667	1	1	1.000	0	0	0.000	1	1	2	0.7	1	0	0	0	0	0	0	5	1.6
UNC GREENSBORO	12/06/22	DNP																						
vs Oklahoma	12/10/22	DNP																						
Totals		0	23	3	9	.333	1	4	.250	4	4	1.000	1	4	5	0.7	6	0	0	0	0	1	11	1.6

## PINION'S PERSONAL BESTS

- POINTS**  
Season: 5 vs San Jose State (12/03/22)  
**SEC:**
- FG MADE**  
Season: 2 vs San Jose State (12/03/22)  
**SEC:**
- FG ATTEMPTED**  
Season: 4 vs South Dakota State (11/16/22)  
**SEC:**
- 3-POINT FG MADE**  
Season: 1 vs San Jose State (12/03/22)  
**SEC:**
- 3-PT FG ATTEMPTS**  
Season: 3 vs South Dakota State (11/16/22)  
**SEC:**
- FT MADE**  
Season: 2 (2x) LAST vs Louisville (11/21/22)  
**SEC:**
- FT ATTEMPTED**  
Season: 2 (2x) LAST vs Louisville (11/21/22)  
**SEC:**
- REBOUNDS**  
Season: 2 vs San Jose State (12/03/22)  
**SEC:**
- ASSISTS**  
Season: --  
**SEC:**
- STEALS**  
Season: 1 vs Fordham (11/11/22)  
**SEC:**
- BLOCKED SHOTS**  
Season: --  
**SEC:**
- MINUTES**  
Season: 5:16 vs San Jose State (12/03/22)  
**SEC:**

## JOSEPH PINION CAREER STATISTICS

Year	GP	GS	Min	Avg	FG	FGA	Pct	3FG	3FGA	Pct	FT	FTA	Pct	Off	Def	Tot	Avg	PF	FO	Ast	TO	Blk	Stl	Pts	Avg
2022-23	7	0	23	3.3	3	9	.333	1	4	.250	4	4	1.000	1	4	5	0.7	6	0	0	0	0	1	11	1.6

# 11 JALEN GRAHAM

F | Sr. | 6-9 | 225 | Phoenix, Ariz. | Mountain Pointe HS / Arizona State

[@jalengrahamm5](#)  
[@jalengrahamm](#)

Including 2022-23, has **TWO** years of collegiate eligibility  
 Major: Sociology  
 Born on Born on April 4, 2001 in Le Grand, Calif.  
 The son Susie Graham




## DOUBLE-DOUBLES (4)

SOPHOMORE (at ASU)	(3)
01/25/21 • at Arizona State	14 pts 11 reb
02/14/21 • at Oregon State	14 pts 11 reb
02/27/21 • WASHINGTON STATE	11 pts 12 reb
JUNIOR (at ASU)	(1)
02/05/22 • UCLA	16 pts 10 reb

Joined the Razorback program after playing three seasons at Arizona State. Graham has two years of eligibility remaining ... Played in 73 career games at Arizona State, including 43 starts, and tallied 546 career points (7.0 avg.) with 315 career rebounds (4.4 avg.). He additionally recorded 90 blocked shots (1.2 per game).

### 2022-23 HIGHLIGHTS:

- Did not play in the opener and did not check into the Fordham game until the 11:29 mark of the second half ... Finished with 10 points (5-of-7 FG) with four rebounds and an assist in 11:21 minutes played.
- Only played eight minutes versus South Dakota State but pulled down six rebounds - five defensive.
- After playing just 27 minutes (and three DNP) with 20 points through the first seven games, made a huge impact playing 11:39 minutes - all in the second half in the win over San Jose State ... Checked in at the 13:31 mark and the Hogs were up 14 ... **Scored 11 points (4-of-5 FG and 3-of-3 FT) in his 11:39 minutes played and the Hogs led by 37 when he checked out (1:52 left)** ... Added six rebounds - tying a season high



- Led his team in Pts (ARK): ..... 3 (0)
- Led his team in Rebs (ARK): ..... 15 (1)
- Led his team in Assists (ARK): ..... 3 (0)
- Double-figure Pts (ARK): ..... 27 (2)
- Double-figure Rebs (ARK): ..... 4 (0)
- 20-pt gms - 30-pt gms (ARK): ..... 0 - 0 (0)
- Gms with a 3PT Made (ARK): ..... 1 (0)
- Gms with 3+ Assists (ARK): ..... 10 (0)
- Gms with 3+ Blks (ARK): ..... 7 (0)
- Gms with 5+ Rebs (ARK): ..... 29 (2)

### PERSONAL BESTS

#### POINTS

Season: 11 vs San Jose State (12/03/22)  
 Career: 19 vs Southern Cal (02/03/22)  
 SEC:

#### FG MADE

Season: 5 vs Fordham (11/11/22)  
 Career: 9 vs Southern Cal (02/03/22)  
 SEC:

#### FG ATTEMPTED

Season: 7 vs Fordham (11/11/22)  
 Career: 14 (2x) LAST vs Southern Cal (02/03/22)  
 SEC:

#### 3-POINT FG MADE

Season: --  
 Career: 1 vs Oregon (02/17/22)  
 SEC:

#### 3-PT FG ATTEMPTS

Season: --  
 Career: 2 (2x) last vs Oregon (02/17/22)  
 SEC:

#### FT MADE

Season: 3 vs San Jose State (12/03/22)  
 Career: 6 (2x) last vs Stanford (03/05/22)  
 SEC:

#### FT ATTEMPTED

Season: 3 vs San Jose State (12/03/22)  
 Career: 8 (2x) last vs Stanford (03/05/22)  
 SEC:

#### REBOUNDS

Season: 6 (2x) LAST vs San Jose State (12/03/22)  
 Career: 12 vs Washington State (02/27/21)  
 SEC:

#### ASSISTS

Season: 1 vs Fordham (11/11/22)  
 Career: 6 vs UCLA (02/05/22)  
 SEC:

#### STEALS

Season: 1 vs Oklahoma (12/10/22)  
 Career: 3 (3x) last at Southern Cal (01/24/22)  
 SEC:

#### BLOCKED SHOTS

Season: --  
 Career: 5 vs Colorado (11/08/19)  
 SEC:

#### MINUTES

Season: 11:39 vs San Jose State (12/03/22)  
 Career: 39:36 vs UCLA (02/05/22)  
 SEC:

### JALEN GRAHAM 2022-23 GAME STATS

Opponent	Date	GS	Min	FG	FGA	Pct	3FG	3A	Pct	FT	FTA	Pct	O	D	Tot	Avg	PF	FO	A	TO	Blk	Stl	Pts	Avg
NORTH DAKOTA ST.	11/07/22	DNP																						
FORDHAM	11/11/22	11	5	7	.714	0	0	.000	0	0	.000	3	1	4	4.0	3	0	1	1	0	0		10	10.0
SOUTH DAKOTA ST.	11/16/22	8	1	4	.250	0	1	.000	0	2	.000	1	5	6	5.0	1	0	0	2	0	0		2	6.0
vs Louisville	11/21/22	6	4	5	.800	0	0	.000	0	0	.000	1	0	1	3.7	1	0	0	1	0	0		8	6.7
vs Creighton	11/22/22	DNP																						
vs San Diego St.	11/23/22	2	0	0	.000	0	0	.000	0	0	.000	0	0	0	2.8	0	0	0	0	0	0		0	5.0
TROY	11/28/22	DNP																						
SAN JOSE ST.	12/03/22	12	4	5	.800	0	0	.000	3	3	1.000	1	5	6	3.4	0	0	1	2	0	1		11	6.2
UNC GREENSBORO	12/06/22	3	0	1	.000	0	0	.000	0	0	.000	1	0	1	3.0	0	0	0	1	0	0		0	5.2
vs Oklahoma	12/10/22	3	0	0	.000	0	0	.000	1	2	.500	1	0	1	2.7	0	0	0	1	0	1		1	4.6
Totals		0	45	14	22	.636	0	1	.000	4	7	.571	8	11	19	2.7	5	0	2	8	0	2	32	4.6

### JALEN GRAHAM CAREER STATISTICS

Year	GP	GS	Min	Avg	FG	FGA	Pct	3FG	3FGA	Pct	FT	FTA	Pct	Off	Def	Tot	Avg	PF	FO	Ass	TO	Blk	Stl	Pts	Avg
2019-20 (ASU)	28	2	304	10.9	42	61	.689	0	0	.000	5	14	.357	34	43	77	2.8	49	0	11	21	29	6	89	3.2
2020-21 (ASU)	21	19	512	24.4	72	131	.550	0	1	.000	26	45	.578	37	69	106	5.0	68	4	9	27	34	9	170	8.1
2021-22 (ASU)	29	22	682	23.5	124	255	.486	1	18	.056	38	72	.528	35	97	132	4.6	85	2	50	52	27	23	287	9.9
2022-23 (ARK)	7	0	45	6.4	14	22	.636	0	1	.000	4	7	.571	8	11	19	2.7	5	0	2	8	0	2	32	4.6
<b>CAREER</b>	<b>85</b>	<b>43</b>	<b>1543</b>	<b>18.2</b>	<b>207</b>	<b>469</b>	<b>.441</b>	<b>1</b>	<b>120</b>	<b>.008</b>	<b>73</b>	<b>138</b>	<b>.529</b>	<b>114</b>	<b>220</b>	<b>334</b>	<b>3.9</b>	<b>207</b>	<b>6</b>	<b>72</b>	<b>108</b>	<b>90</b>	<b>40</b>	<b>488</b>	<b>5.7</b>

12

# BARRY DUNNING JR.

G | Fr. | 6-6 | 195 | Mobile, Ala. | McGill-Toolen Catholic HS

@BarryDunning6

@bohandbz

Including 2022-23, has **FOUR** years of collegiate eligibility  
Major: TBA (Education)

Born on Oct. 26, 2003 in Mobile, Ala.  
The son of Barry Sr. and Heather Dunning



- McDonald's All-American Nominee
- Two-time Gatorade Alabama Player of the Year (2021 & '22)
- 2022 MaxPreps Alabama Player of the Year
- Rated #1 player in the state of Alabama by ESPN, 247Composite, 247Sports
- 2022 Alabama Mr. Basketball and 1st team All-State by the Alabama Sports Writers Association

## WINNER OF THE 2023 MAUI JIM MAUI INVITATIONAL HULA CONTEST

### 2022-23 HIGHLIGHTS:

- Saw his most important playing time (7:52) in the San Diego State come-from-behind .... Didn't do much on the stat sheet but Arkansas was +2 in his minutes.
- Drew his first collegiate start versus Troy.



### NATIONAL RECRUITING RANKINGS

- #73 on the SI99 All-American list
- ESPN ★★★★★ #74 nation #21 SF
- 247Composite ★★★★★ #91 nation #22 SF
- 247Sports ★★★ #126 nation #28 SF
- Rivals ★★★ #134 nation #36 SF

### DUNNING'S PERSONAL BESTS

#### POINTS

Season: --

SEC:

#### FG MADE

Season: --

SEC:

#### FG ATTEMPTED

Season: 1 (2x) vs South Dakota State (11/16/22)

SEC:

#### 3-POINT FG MADE

Season: --

SEC:

#### 3-PT FG ATTEMPTS

Season: 1 vs South Dakota State (11/16/22)

SEC:

#### FT MADE

Season: --

SEC:

#### FT ATTEMPTED

Season: --

SEC:

#### REBOUNDS

Season: --

SEC:

#### ASSISTS

Season: 1 vs San Jose State (12/03/22)

SEC:

#### STEALS

Season: 1 (2x) LAST vs San Diego State (11/23/22)

SEC:

#### BLOCKED SHOTS

Season: --

SEC:

#### MINUTES

Season: 8:31 vs North Dakota State (11/07/22)

SEC:

### BARRY DUNNING JR. 2022-23 GAME STATS

Opponent	Date	GS	Min	FG	FGA	Pct	3FG	3A	Pct	FT	FTA	Pct	O	D	Tot	Avg	PF	FO	A	TO	Blk	Stl	Pts	Avg
NORTH DAKOTA ST.	11/07/22	9	0	1	.000	0	0	.000	0	0	.000	0	0	0	0.0	0	0	0	0	0	1	0	0.0	
FORDHAM	11/11/22	3	0	0	.000	0	0	.000	0	0	.000	0	0	0	0.0	1	0	0	0	0	0	0	0.0	
SOUTH DAKOTA ST.	11/16/22	6	0	1	.000	0	1	.000	0	0	.000	0	0	0	0.0	1	0	0	0	0	0	0	0.0	
vs Louisville	11/21/22	3	0	0	.000	0	0	.000	0	0	.000	0	0	0	0.0	0	0	0	0	0	0	0	0.0	
vs Creighton	11/22/22	DNP																						
vs San Diego St.	11/23/22	8	0	0	.000	0	0	.000	0	0	.000	0	0	0	0.0	1	0	0	1	0	1	0	0.0	
TROY	11/28/22	*	1	0	0	.000	0	0	.000	0	0	.000	0	0	0	0.0	0	0	0	1	0	0	0	0.0
SAN JOSE ST.	12/03/22	4	0	0	.000	0	0	.000	0	0	.000	0	1	1	0.1	1	0	1	0	0	0	0	0.0	
UNC GREENSBORO	12/06/22	DNP																						
vs Oklahoma	12/10/22	DNP																						
Totals		1	34	0	2	.000	0	1	.000	0	0	.000	0	1	1	0.1	4	0	1	2	0	2	0	0.0

### BARRY DUNNING JR. CAREER STATISTICS

Year	GP	GS	Min	Avg	FG	FGA	Pct	3FG	3FGA	Pct	FT	FTA	Pct	Off	Def	Tot	Avg	PF	FO	Ast	TO	Blk	Stl	Pts	Avg
2022-23	7	1	34	4.9	0	2	.000	0	1	.000	0	0	.000	0	1	1	0.1	4	0	1	2	0	2	0	0.0



# 13 JORDAN WALSH

G/F | Fr. | 6-7 | 205 | Desoto, Texas | Link (Mo.) Academy

[@jordanwalshlife](#)

[@jordanwalshlife](#)

Including 2022-23, has **FOUR** years of collegiate eligibility  
Major: TBA (Arts & Sciences)  
Born on Mar. 3, 2004 in Dallas, Texas.  
The son of John and Sandra Walsh



- On the 2022-23 Julius Erving Award Watch List, which goes to the nation's top small forward

- Consensus top 25 player overall, top-7 small forward and 5-Star
- Played in the McDonald's All-American and Jordan Brand Classic games
- All-American: MaxPreps (3rd team) - Sports Illustrated (3rd team) - Jersey Mike's Naismith (HM)

## 2022-23 HIGHLIGHTS

- Only played 18:20 due to foul trouble (and fouling out) in his collegiate debut (North Dakota State) ... However, tied for the team lead with three assists ... Was 1-of-1 FG and 2-of-2 FT.
- Had his first double-digit scoring effort with 12 points (5-of-7 FG) versus Fordham.
- Was poised for a break-out game vs South Dakota State, but left the game early in the second half with an ankle injury.
- Tied a season-high with 12 points (5-of-9 FG; 2-of-5 3PT) with three rebounds and two steals ... Led the team at +11 (31:19 played)



## NATIONAL RECRUITING RANKINGS

- #25 on the SI99 All-American list
- ESPN ★★★★★ #11 nation #4 SF
- 247Composite ★★★★★ #18 nation #7 SF
- 247Sports ★★★★★ #19 nation #7 SF
- Rivals ★★★★★ #24 nation #7 SF

- Led ARK in Pts: ..... 0
- Led ARK in Rebs: ..... 0
- Led ARK in Assists: ..... 1
- Led ARK in Steals: ..... 1
- Led ARK in Blocked Shots: ..... 0
- Double-figure Pts:..... 3
- Double-figure Rebs:..... 0
- 20-pt gms - 30-pt gms:..... 0 - 0
- Gms with a 3PT Made:..... 4
- Gms with 3+ Assists:..... 1
- Gms with 3+ Steals:..... 1
- Gms with 3+ Blks:..... 0
- Gms with 5+ Rebs:..... 1

## JORDAN WALSH 2022-23 GAME STATS

Opponent	Date	GS	Min	FG	FGA	Pct	3FG	3A	Pct	FT	FTA	Pct	O	D	Tot	Avg	PF	FO	A	TO	Blk	Stl	Pts	Avg
NORTH DAKOTA ST.	11/07/22		18	1	1	1.000	0	0	.000	2	2	1.000	0	2	2	2.0	5	1	3	0	0	0	4	4.0
FORDHAM	11/11/22	*	21	5	7	.714	0	2	.000	2	3	.667	1	3	4	3.0	3	0	1	1	0	0	12	8.0
SOUTH DAKOTA ST.	11/16/22	*	16	4	7	.571	2	4	.500	0	1	.000	0	1	1	2.3	0	0	1	1	1	3	10	8.7
vs Louisville	11/21/22	*	28	2	6	.333	2	5	.400	1	2	.500	0	2	2	2.3	3	0	2	2	0	1	7	8.3
vs Creighton	11/22/22	*	36	1	5	.200	1	2	.500	2	2	1.000	0	3	3	2.4	3	0	2	2	0	1	5	7.6
vs San Diego St.	11/23/22	*	34	3	7	.429	0	2	.000	1	2	.500	3	2	5	2.8	4	0	2	1	1	0	7	7.5
TROY	11/28/22	*	20	1	6	.167	0	0	.000	4	5	.800	0	4	4	3.0	3	0	0	2	1	2	6	7.3
SAN JOSE ST.	12/03/22	*	17	3	5	.600	0	0	.000	0	0	.000	1	2	3	3.0	0	0	0	0	1	1	6	7.1
UNC GREENSBORO	12/06/22	*	8	0	2	.000	0	2	.000	0	0	.000	0	0	0	2.7	1	0	1	1	0	0	0	6.3
vs Oklahoma	12/10/22	*	31	5	9	.556	2	5	.400	0	0	.000	2	1	3	2.7	0	0	1	0	1	2	12	6.9
Totals		9	229	25	55	.455	7	22	.318	12	17	.706	7	20	27	2.7	22	1	13	10	5	10	69	6.9

## WALSH'S PERSONAL BESTS

**POINTS**  
Season: 12 (2x) LAST vs Oklahoma (12/10/22)  
**SEC:**

**FG MADE**  
Season: 5 (2x) LAST vs Oklahoma (12/10/22)  
**SEC:**

**FG ATTEMPTED**  
Season: 9 vs Oklahoma (12/10/22)  
**SEC:**

**3-POINT FG MADE**  
Season: 2 (3x) LAST vs Oklahoma (12/10/22)  
**SEC:**

**3-PT FG ATTEMPTS**  
Season: 5 (2x) LAST vs Oklahoma (12/10/22)  
**SEC:**

**FT MADE**  
Season: 2 (2x) LAST - vs Fordham (11/11/22)  
**SEC:**

**FT ATTEMPTED**  
Season: 3 vs Fordham (11/11/22)  
**SEC:**

**REBOUNDS**  
Season: 5 vs San Diego State (11/23/22)  
**SEC:**

**ASSISTS**  
Season: 3 vs North Dakota State (11/07/22)  
**SEC:**

**STEALS**  
Season: 3 vs South Dakota State (11/16/22)  
**SEC:**

**BLOCKED SHOTS**  
Season: 1 (3x) LAST vs Oklahoma (12/10/22)  
**SEC:**

**MINUTES**  
Season: 36:04 vs Creighton (11/22/22)  
**SEC:**

## JORDAN WALSH CAREER STATISTICS

Year	GP	GS	Min	Avg	FG	FGA	Pct	3FG	3FGA	Pct	FT	FTA	Pct	Off	Def	Tot	Avg	PF	FO	Ast	TO	Blk	Stl	Pts	Avg
2022-23	10	9	229	22.9	25	55	.455	7	22	.318	12	17	.706	7	20	27	2.7	22	1	13	10	5	10	69	6.9

15

**MAKHI MITCHELL**

F/C | Sr. | 6-9 | 230 | Washington, D.C. | Woodrow Wilson HS / Rhode Island

@MoTheKid03

@thats\_khi


Including 2022-23, has **TWO** years of collegiate eligibility  
 Major: Food, Nutrition & Health  
 Born on Jan. 31, 2000 in Washington, D.C.  
 The son of Maria Mitchell

**DOUBLE-DOUBLES (9)**

**SOPHOMORE (at URI)** (1)  
 12/02/20 • SETON HALL 11 pts 11 reb

**JUNIOR (at URI)** (7)  
 11/12/21 • BRYANT 11 pts 18 reb  
 11/27/21 • GEORGIA STATE 10 pts 12 reb  
 12/13/21 • at Milwaukee 16 pts 10 reb  
 01/28/22 • at Dayton 12 pts 11 reb  
 02/05/22 • UMASS 13 pts 13 reb  
 02/12/22 • DAVIDSON 16 pts 11 reb  
 02/19/22 • at George Washington 13 pts 10 reb

**SENIOR (at ARK)** (1)  
 12/06/22 • UNC GREENSBORO 13 pts 14 reb



• Led his team in Pts (ARK): ..... 4 (0)  
 • Led his team in Rebs (ARK): ..... 21 (4)  
 • Led his team in Assists (ARK): ..... 4 (0)  
 • Led his team in Blk Shots (ARK): ..... 18 (4)  
 • Double-figure Pts (ARK): ..... 22 (3)  
 • Double-figure Rebs (ARK): ..... 12 (1)  
 • 20-pt gms - 30-pt gms (ARK): ..... 0 - 0  
 • Gms with a 3PT Made (ARK): ..... 7 (0)  
 • Gms with 3+ Assists (ARK): ..... 7 (1)  
 • Gms with 3+ Blks (ARK): ..... 8 (2)  
 • Gms with 3+ Steals (ARK): ..... 4 (2)  
 • Gms with 5+ Rebs (ARK): ..... 31 (4)

**MAKHI'S PERSONAL BESTS****POINTS**

Season: 14 vs Troy (11/28/22)  
 Career: 19 vs American Int'l (01/02/22)  
 SEC:

**FG MADE**

Season: 6 vs Troy (11/28/22)  
 Career: 7 (2x) last Am International (01/02/22)  
 SEC:

**FG ATTEMPTED**

Season: 8 vs Troy (11/28/22)  
 Career: 12 at VCU (02/08/22)  
 SEC:

**3-POINT FG MADE**

Season: --  
 Career: 1 (7x) last vs Duquesne (03/09/22)  
 SEC:

**3-PT FG ATTEMPTS**

Season: --  
 Career: 3 at Saint Joseph's (03/05/22)  
 SEC:

**FT MADE**

Season: 5 vs UNC Greensboro (12/06/22)  
 Career: 8 vs George Mason (11/22/19)  
 SEC:

**FT ATTEMPTED**

Season: 7 vs UNC Greensboro (12/06/22)  
 Career: 12 (2x) last vs G. Washington (01/22/22)  
 SEC:

**REBOUNDS**

Season: 14 vs UNC Greensboro (12/06/22)  
 Career: 18 vs Bryant (11/21/21)  
 SEC:

**ASSISTS**

Season: 4 vs Oklahoma (12/10/22)  
 Career: 8 at UMass (01/15/22)  
 SEC:

**STEALS**

Season: 3 (2x) LAST - vs Fordham (11/11/22)  
 Career: 3 (4x) LAST - vs Fordham (11/11/22)  
 SEC:

**BLOCKED SHOTS**

Season: 4 vs UNC Greensboro (12/06/22)  
 Career: 6 vs Saint Louis (03/03/22)  
 SEC:

**MINUTES**

Season: 31:32 vs UNC Greensboro (12/06/22)  
 Career: 30:39 at Geo Washington (02/19/22)  
 SEC:

Makhi (Ma-KAI) Mitchell joined the Razorback squad with his twin Makhel for 2022-23 after playing two seasons at Rhode Island and one at Maryland ... Has two seasons of eligibility remaining ... Is the older of the twins by two minutes.

• After his double-double vs UNCG, moved to 20th in the SEC in rebounding (5.4)

**2022-23 HIGHLIGHTS:**

- Made 4-of-5 FG and **tied his career high with three steals** in the season opener vs North Dakota State.
- Tied his brother for the team lead with a season-high six rebounds versus Louisville.
- Was bright spot for Arkansas in the first half versus Troy with 10 points and nine rebounds as the Hogs trailed 33-31 ... Finished with a **season-high 14 points** (6-of-8 FG) with nine rebounds (all in the first half) and three blocked shots.
- Had his first double-double as a Razorback versus UNC Greensboro with 13 points (4-of-5 FG; 5-of-7 FT) and 14 rebounds (all defensive) ... Added a season-high four blocked shots with two steals.
- Versus Oklahoma, had 10 points and a game-high six rebounds with a steal and two blocked shots ... Handed out a season-high four assists,

**MAKHI MITCHELL 2022-23 GAME STATS**

Opponent	Date	GS	Min	FG	FGA	Pct	3FG	3A	Pct	FT	FTA	Pct	O	D	Tot	Avg	PF	FO	A	TO	Blk	Stl	Pts	Avg
NORTH DAKOTA ST.	11/07/22	*	20	4	5	.800	0	0	.000	0	0	.000	1	3	4	4.0	4	0	1	0	0	3	8	8.0
FORDHAM	11/11/22	*	26	4	7	.571	0	0	.000	0	0	.000	2	2	4	4.0	3	0	2	0	2	3	8	8.0
SOUTH DAKOTA ST.	11/16/22	*	15	2	5	.400	0	0	.000	1	3	.333	1	3	4	4.0	3	0	3	2	0	1	5	7.0
vs Louisville	11/21/22	*	18	2	3	.667	0	0	.000	1	2	.500	3	3	6	4.5	3	0	1	2	1	0	5	6.5
vs Creighton	11/22/22	*	8	1	2	.500	0	0	.000	0	0	.000	1	0	1	3.8	3	0	0	2	0	1	2	5.6
vs San Diego St.	11/23/22	*	11	0	0	.000	0	0	.000	2	2	1.000	0	3	3	3.7	1	0	0	0	0	1	2	5.0
TROY	11/28/22	*	28	6	8	.750	0	0	.000	2	2	1.000	4	5	9	4.4	2	0	0	2	3	0	14	6.3
SAN JOSE ST.	12/03/22	*	12	4	6	.667	0	0	.000	0	1	.000	2	2	4	4.4	1	0	0	1	1	1	8	6.5
UNC GREENSBORO	12/06/22	*	32	4	5	.800	0	0	.000	5	7	.714	0	14	14	5.4	2	0	1	0	4	2	13	7.2
vs Oklahoma	12/10/22	*	22	5	8	.625	0	0	.000	0	0	.000	0	6	6	5.5	2	0	4	0	2	1	10	7.5
<b>Totals</b>		<b>10</b>	<b>192</b>	<b>32</b>	<b>49</b>	<b>.653</b>	<b>0</b>	<b>0</b>	<b>.000</b>	<b>11</b>	<b>17</b>	<b>.647</b>	<b>14</b>	<b>41</b>	<b>55</b>	<b>5.5</b>	<b>24</b>	<b>0</b>	<b>12</b>	<b>9</b>	<b>13</b>	<b>13</b>	<b>75</b>	<b>7.5</b>

**MAKHI MITCHELL CAREER STATISTICS**

Year	GP	GS	Min	Avg	FG	FGA	Pct	3FG	3FGA	Pct	FT	FTA	Pct	Off	Def	Tot	Avg	PF	FO	Ass	TO	Blk	Stl	Pts	Avg
2019-20 (MD)	12	6	111	9.2	12	34	.353	0	0	.000	12	22	.545	10	29	39	3.3	19	0	2	8	8	2	36	3.0
2020-21 (URI)	7	2	112	16.1	12	26	.462	0	0	.000	17	28	.607	6	28	34	4.9	22	1	2	10	4	4	41	5.9
2021-22 (URI)	31	27	749	24.1	121	232	.522	7	23	.304	59	113	.522	50	175	225	7.3	91	2	48	87	43	30	308	9.9
2022-23 (ARK)	10	10	192	19.2	32	49	.653	0	0	.000	11	17	.647	14	41	55	5.5	24	0	12	9	13	13	75	7.5
<b>CAREER</b>	<b>60</b>	<b>45</b>	<b>1164</b>	<b>19.4</b>	<b>177</b>	<b>341</b>	<b>.519</b>	<b>7</b>	<b>23</b>	<b>.304</b>	<b>99</b>	<b>180</b>	<b>.550</b>	<b>80</b>	<b>273</b>	<b>353</b>	<b>5.9</b>	<b>156</b>	<b>3</b>	<b>64</b>	<b>114</b>	<b>68</b>	<b>49</b>	<b>460</b>	<b>7.7</b>

20

## KAMANI JOHNSON

F | Sr. | 6-7 | 230 | Brooklyn, N.Y. | Holy Spirit (Ga.) Prep School / Little Rock

@KamaniJohnson20

@kamani\_johnson

Including 2022-23, has **ONE** year of collegiate eligibility  
Major: Communications  
Born on Mar. 10, 2000 in Brooklyn, N.Y.  
The son of Makini Campbell



## DOUBLE-DOUBLES (4)

SOPHOMORE @ LITTLE ROCK (2)

11/27/19 • ALCORN STATE 17 pts 12 reb  
01/02/20 • TEXAS STATE 15 pts 10 reb  
01/04/20 • UT ARLINGTON 30 pts 13 reb  
02/22/20 • at Arkansas St. 32 pts 16 reb

^ - Back-to-Back games

Played his first two seasons at Little Rock ... Sat out 2020-21 at Arkansas as a transfer ... Played 26 games with one start for the Razorbacks in 2021-22 ... Was **third team All-Sun Belt** in 2020 ... Among the Sun Belt and NCAA leaders in rebounding and free throws attempted.

## 2022-23 HIGHLIGHTS:

- After playing just 22 minutes with zero points through the first five games, made a huge impact **playing the final 19:07 in the come-from-behind win versus San Diego State** ... Checked in at the 14:25 mark and the Hogs were down 11 (45-34) ... **Tied the game with a tip-in at the buzzer to force overtime** ... Finished the game with seven points, seven rebounds and two steals with a +14 ... Had four points, four rebounds and two steals in overtime – **sealed the win two free throws with tree seconds left in OT and stole the inbounds pass for the four-point win.**
- Saw his most playing time as a Razorback with 32:29 minutes versus Troy and was second-best on the team at +14.
- Was +7 in 15:44 played versus Oklahoma with five rebounds (three offensive), five points, one assist, one steal and one blocked shot.



- Led his team in Pts (ARK): ..... 5 (0)
- Led his team in Rebs (ARK): ..... 12 (2)
- Led his team in Assists (ARK): ..... 7 (0)
- Led his tm in PT•REB Same Gm (ARK): ..... 3 (0)
- Led his tm in P•R•A Same Gm (ARK): ..... 2 (0)
- Double-figure Pts (ARK): ..... 20 (0)
- Double-figure Rebs (ARK): ..... 7 (0)
- 20-pt gms (ARK): ..... 3 (0)
- 30-pt gms (ARK): ..... 2 (0)
- Gms with a 3PT Made (ARK): ..... 0 (0)
- Gms with 3+ Assists (ARK): ..... 17 (0)
- Gms with 5+ Rebs (ARK): ..... 42 (5)

## JOHNSON'S PERSONAL BESTS

## POINTS

Season: 8 vs Troy (11/28/22)  
Career: 32 at Arkansas State (02/22/20)  
SEC: 7 (2x) last vs Miss State (02/05/22)

## FG MADE

Season: 2 vs San Diego State (11/23/22)  
Career: 9 at Arkansas State (02/22/20)  
SEC: 3 vs Mississippi State (02/05/22)

## FG ATTEMPTED

Season: 3 vs Troy (11/28/22)  
Career: 13 at Memphis (11/20/19)  
SEC: 5 vs Mississippi State (02/05/22)

## 3-PT FG ATT

Season: --  
Career: 1 (2x) last at Memphis (11/20/19)  
SEC: --

## FT MADE

Season: 3 vs San Diego State (11/23/22)  
Career: 14 at Arkansas State (02/22/20)  
SEC: 5 at Texas A&M (01/08/22)

## FT ATTEMPTED

Season: 6 vs Troy (11/28/22)  
Career: 16 at Arkansas State (02/22/20)  
SEC: 8 at Tennessee (03/05/22)

## REBOUNDS

Season: 8 vs Troy (11/28/22)  
Career: 20 at Arkansas State (02/22/20)  
SEC: 8 (2x) last at Tennessee (03/05/22)

## ASSISTS

Season: 1 vs Oklahoma (12/10/22)  
Career: 6 vs App State (02/01/20)  
SEC: 2 vs Mississippi State (02/05/22)

## STEALS

Season: 2 vs San Diego State (11/23/22)  
Career: 3 vs Arkansas State (02/02/19)  
SEC: 1 (2x) last vs Kentucky (02/26/22)

## BLOCKED SHOTS

Season: 1 (2x) LAST vs Oklahoma (12/10/22)  
Career: 3 vs Elon (12/21/21)  
SEC: 1 at Texas A&M (01/08/22)

## MINUTES

Season: 32:29 vs Troy (11/28/22)  
Career: 38:42 vs UT Arlington (01/04/20)  
SEC: 18:30 at Texas A&M (01/08/22)

## KAMANI JOHNSON 2022-23 GAME STATS

Opponent	Date	GS	Min	FG	FGA	Pct	3FG	3A	Pct	FT	FTA	Pct	O	D	Tot	Avg	PF	FO	A	TO	Blk	Stl	Pts	Avg
NORTH DAKOTA ST.	11/07/22	*	10	0	0	.000	0	0	.000	0	0	.000	0	0	0	0.0	2	0	0	1	0	1	0	0.0
FORDHAM	11/11/22		3	0	1	.000	0	0	.000	0	2	.000	1	0	1	0.5	0	0	0	0	0	0	0	0.0
SOUTH DAKOTA ST.	11/16/22		9	1	3	.333	0	0	.000	0	0	.000	3	1	4	1.7	3	0	0	3	0	1	2	0.7
vs Louisville	11/21/22	DNP																						
vs Creighton	11/22/22	DNP																						
vs San Diego St.	11/23/22		19	2	2	1.000	0	0	.000	3	5	.600	4	3	7	3.0	3	0	0	1	0	2	7	2.3
TROY	11/28/22		32	1	3	.333	0	0	.000	6	8	.750	0	3	3	3.0	2	0	0	0	0	1	8	3.4
SAN JOSE ST.	12/03/22		3	0	0	.000	0	0	.000	0	0	.000	0	0	0	2.5	1	0	0	0	0	1	0	2.8
UNC GREENSBORO	12/06/22		9	0	1	.000	0	0	.000	1	2	.500	1	4	5	2.9	0	0	0	1	0	1	1	2.6
vs Oklahoma	12/10/22		15	2	3	.667	0	0	.000	1	1	1.000	3	2	5	3.1	2	0	1	0	1	1	5	2.9
Totals		1	100	6	13	.462	0	0	.000	11	18	.611	12	13	25	3.1	13	0	1	5	2	7	23	2.9

## KAMANI JOHNSON CAREER STATISTICS

Year	GP	GS	Min	Avg	FG	FGA	Pct	3FG	3FGA	Pct	FT	FTA	Pct	Off	Def	Tot	Avg	PF	FO	Ass	TO	Blk	Stl	Pts	Avg
2018-19 (UALR)	27	15	519	19.2	53	96	.552	0	1	.000	33	65	.508	51	79	130	4.8	85	5	37	41	13	14	139	5.1
2019-20 (UALR)	31	28	860	27.7	98	191	.513	0	1	.000	144	198	.727	94	113	207	6.7	99	5	68	67	15	23	340	11.0
2021-22 (ARK)	26	1	203	7.8	18	29	.621	0	0	.000	23	43	.535	34	35	69	2.7	37	0	7	16	10	6	59	2.3
2022-23 (ARK)	8	1	100	12.5	6	13	.462	0	0	.000	11	18	.611	12	13	25	3.1	13	0	1	5	2	7	23	2.9
CAREER	92	45	1682	18.3	175	329	.532	0	2	.000	211	324	.651	191	240	431	4.7	234	10	113	129	40	50	561	6.1



22

**MAKHEL MITCHELL**

F/C | Sr. | 6-10 | 240 | Washington, D.C. | Woodrow Wilson HS / Rhode Island

@makhelmitchell

@\_kheiii

Including 2022-23, has **TWO** years of collegiate eligibility  
 Major: Food, Nutrition & Health  
 Born on Jan. 31, 2000 in Washington, D.C.  
 The son of Maria Mitchell

**DOUBLE-DOUBLES (4)**

**SOPHOMORE (at URI) (3)**  
 01/16/21 • GEORGE MASON ^ 14 pts 10 reb  
 01/20/21 • at Duquesne ^ 16 pts 11 reb  
 02/16/21 • DAYTON 16 pts 12 reb

**JUNIOR (at URI) (1)**  
 02/08/22 • at VCU 12 pts 10 reb

^ - Consecutive games

Makhel (Ma-Kale) Mitchell joined the Razorback squad with his twin Makhi for 2022-23 after playing two seasons at Rhode Island and one at Maryland ... Has two seasons of eligibility remaining ... Is the younger of the twins by two minutes.

**2022-23 HIGHLIGHTS:**

- Tied his brother with a game and season-high six rebounds ... Also scored a season-high 12 points, making 4-of-5 FG – all four on dunks – and making 4-of-6 at the line.
- Versus San Diego State, Was 3-of-3 from the field (with two dunks) and led the team with two blocked shots.



- Led his tm in Pts (ARK): ..... 13 (0)
- Led his tm in Rebs (ARK): ..... 13 (1)
- Led his tm in Assists (ARK): ..... 8 (0)
- Led his tm in Blocked Shots (ARK): .. 36 (1)
- Double-figure Pts (ARK): ..... 30 (0)
- Double-figure Rebs (ARK): ..... 4 (0)
- 20-pt gms – 30-pt gms (ARK): .... 3 (0) - 0 (0)
- Gms with a 3PT Made (ARK): ..... 0 (0)
- Gms with 3+ Assists (ARK): ..... 4 (0)
- Gms with 3+ Blks (ARK): ..... 18 (0)
- Gms with 5+ Rebs (ARK): ..... 33 (1)

**MAKHEL'S PERSONAL BESTS****POINTS**

Season: 12 vs Louisville (11/21/22)

Career: 19 vs American Int'l (01/02/22)

SEC:

**FG MADE**

Season: 4 vs Louisville (11/21/22)

Career: 7 (2x) last vs American Int'l (01/02/22)

SEC:

**FG ATTEMPTED**

Season: 5 vs Louisville (11/21/22)

Career: 12 at VCU (02/08/22)

SEC:

**3-POINT FG MADE**

Season: --

Career: 1 (7x) last vs Duquesne (03/09/22)

SEC:

**3-PT FG ATTEMPTS**

Season: --

Career: 3 at Saint Joseph's (03/05/22)

SEC:

**FT MADE**

Season: --

Career: 8 vs George Mason (11/22/19)

SEC:

**FT ATTEMPTED**

Season: 4 vs Louisville (11/21/22)

Career: 12 (2x) last vs G. Washington (01/22/22)

SEC:

**REBOUNDS**

Season: 6 vs Louisville (11/21/22)

Career: 18 vs Bryant (11/21/21)

SEC:

**ASSISTS**

Season: 3 vs Louisville (11/21/22)

Career: 8 at UMass (01/15/22)

SEC:

**STEALS**

Season: 2 vs Louisville (11/21/22)

Career: 3 (2x) last at VCU (02/08/22)

SEC:

**BLOCKED SHOTS**

Season: 2 (2x) LAST vs Creighton (11/22/22)

Career: 6 vs Saint Louis (03/03/22)

SEC:

**MINUTES**

Season: 20:10 vs Louisville (11/21/22)

Career: 30:39 at Geo Washington (02/19/22)

SEC:

**MAKHEL MITCHELL 2022-23 GAME STATS**

Opponent	Date	GS	Min	FG	FGA	Pct	3FG	3A	Pct	FT	FTA	Pct	O	D	Tot	Avg	PF	FO	A	TO	Blk	Stl	Pts	Avg
NORTH DAKOTA ST.	11/07/22		DNP																					
FORDHAM	11/11/22		4	0	1	.000	0	0	.000	0	0	.000	0	0	0	0.0	0	0	0	1	0	1	0	0.0
SOUTH DAKOTA ST.	11/16/22		6	0	1	.000	0	0	.000	0	0	.000	0	3	3	1.5	2	0	1	1	0	1	0	0.0
vs Louisville	11/21/22		20	4	5	.800	0	0	.000	4	6	.667	0	6	6	3.0	2	0	3	0	2	2	12	4.0
vs Creighton	11/22/22		7	2	3	.667	0	0	.000	0	1	.000	1	2	3	3.0	0	0	0	0	2	0	4	4.0
vs San Diego St.	11/23/22		14	3	3	1.000	0	0	.000	0	0	.000	0	3	3	3.0	3	0	0	1	2	0	6	4.4
TROY	11/28/22		7	1	1	1.000	0	0	.000	0	0	.000	1	1	2	2.8	0	0	0	0	0	0	2	4.0
SAN JOSE ST.	12/03/22		1	0	1	.000	0	0	.000	0	0	.000	1	0	1	2.6	0	0	0	0	0	0	0	3.4
UNC GREENSBORO	12/06/22		DNP																					
vs Oklahoma	12/10/22		DNP																					
Totals		0	59	10	15	.667	0	0	.000	4	7	.571	3	15	18	2.6	7	0	4	3	6	4	24	3.4

**MAKHEL MITCHELL CAREER STATISTICS**

Year	GP	GS	Min	Avg	FG	FGA	Pct	3FG	3FGA	Pct	FT	FTA	Pct	Off	Def	Tot	Avg	PF	FO	Ass	TO	Blk	Stl	Pts	Avg
2019-20 (MD)	10	0	67	6.7	4	8	.500	0	0	.000	2	4	.500	8	15	23	2.3	9	0	2	3	4	2	10	1.0
2020-21 (URI)	25	23	558	22.3	97	186	.522	0	2	.000	45	96	.469	47	92	139	5.6	87	7	22	49	42	10	239	9.6
2021-22 (URI)	31	27	821	26.5	135	269	.502	0	7	.000	62	118	.525	34	139	173	5.6	86	3	40	59	74	23	332	10.7
2022-23 (ARK)	7	0	59	8.4	10	15	.667	0	0	.000	4	7	.571	3	15	18	2.6	7	0	4	3	6	4	24	3.4
<b>CAREER</b>	<b>42</b>	<b>23</b>	<b>684</b>	<b>16.3</b>	<b>111</b>	<b>209</b>	<b>.531</b>	<b>0</b>	<b>2</b>	<b>.000</b>	<b>51</b>	<b>107</b>	<b>.477</b>	<b>58</b>	<b>122</b>	<b>180</b>	<b>4.3</b>	<b>103</b>	<b>7</b>	<b>28</b>	<b>55</b>	<b>52</b>	<b>16</b>	<b>273</b>	<b>6.5</b>

23

**DERRIAN FORD**

G | Fr. | 6-3 | 205 | Magnolia, Ark. | Magnolia HS

@thetruthballers


@derrianford2022

Including 2022-23, has **FOUR** years of collegiate eligibility

Major: TBA (Education)

Born on Nov. 14, 2003 in Magnolia, Ark.

The son of Darnell and Tiffani Ford

**NATIONAL RECRUITING RANKINGS**

- #66 on the SI99 All-American list
- 247Sports ★★★★★ #69 nation #11 CG
- 247Composite ★★★★★ #68 nation #12 CG
- ESPN ★★★★★ #71 nation #12 SF
- Rivals ★★★★★ #78 nation #16 SG

- Two-time Gatorade Arkansas Player of the Year (2021 & '22)
- McDonald's All-American Nominee
- Two-time (2021 and 2022) Class 4A Player of the Year by the Arkansas Basketball Coaches Association

**2022-23 HIGHLIGHTS:**

- Grabbed three rebounds and had a steal in nine minutes versus South Dakota State.
- Had three assists and two points in 7:15 played versus San Jose State.

**DERRIAN FORD 2022-23 GAME STATS**

Opponent	Date	GS	Min	FG	FGA	Pct	3FG	3A	Pct	FT	FTA	Pct	O	D	Tot	Avg	PF	FO	A	TO	Blk	Stl	Pts	Avg
NORTH DAKOTA ST.	11/07/22	3	0	1	.000	0	0	.000	0	0	.000	1	0	1	1.0	0	0	0	0	0	0	0	0	0.0
FORDHAM	11/11/22	5	1	2	.500	0	0	.000	0	0	.000	0	0	0	0.5	0	0	0	0	0	0	2	1.0	
SOUTH DAKOTA ST.	11/16/22	9	0	0	.000	0	0	.000	0	0	.000	0	3	3	1.3	1	0	0	1	0	1	0	0.7	
vs Louisville	11/21/22	4	1	1	1.000	0	0	.000	0	0	.000	0	0	0	1.0	1	0	0	0	0	0	2	1.0	
vs Creighton	11/22/22	DNP																						
vs San Diego St.	11/23/22	DNP																						
TROY	11/28/22	DNP																						
SAN JOSE ST.	12/03/22	7	1	1	1.000	0	0	.000	0	0	.000	0	0	0	0.8	0	0	3	0	0	0	2	1.2	
UNC GREENSBORO	12/06/22	1	0	0	.000	0	0	.000	0	0	.000	0	0	0	0.7	0	0	0	0	0	0	0	1.0	
vs Oklahoma	12/10/22	DNP																						
Totals		0	29	3	5	.600	0	0	.000	0	0	.000	1	3	4	0.7	2	0	3	1	0	1	6	1.0

**PINION'S PERSONAL BESTS****POINTS**

Season: 2 (2x) LAST vs Louisville (11/21/22)

**SEC:****FG MADE**

Season: 1 LAST vs Louisville (11/21/22)

**SEC:****FG ATTEMPTED**

Season: 2 vs Fordham (11/11/22)

**SEC:****3-POINT FG MADE**

Season: --

**SEC:****3-PT FG ATTEMPTS**

Season: --

**SEC:****FT MADE**

Season: --

**SEC:****FT ATTEMPTED**

Season: --

**SEC:****REBOUNDS**

Season: 3 vs South Dakota State (11/16/22)

**SEC:****ASSISTS**

Season: --

**SEC:****STEALS**

Season: 1 vs South Dakota State (11/16/22)

**SEC:****BLOCKED SHOTS**

Season: --

**SEC:****MINUTES**

Season: 8:55 vs South Dakota State (11/16/22)

**SEC:****DERRIAN FORD CAREER STATISTICS**

Year	GP	GS	Min	Avg	FG	FGA	Pct	3FG	3FGA	Pct	FT	FTA	Pct	Off	Def	Tot	Avg	PF	FO	Ass	TO	Blk	Stl	Pts	Avg
2022-23	6	0	29	4.8	3	5	.600	0	0	.000	0	0	.000	1	3	4	0.7	2	0	3	1	0	1	6	1.0

# 21 CADE ARBOGAST

G | Jr. | 6-3 | 180 | Concord, Calif. | De La Salle HS / Lane (Ore.) CC

 @cadearbogast  
 @cadearbogast

Including 2022-23, has **THREE** years of collegiate eligibility  
Major: Communications  
Born on Aug. 23, 2000 in Walnut Creek, Calif.  
The son of Peter and Carol Arbogast



## 2021-22 (So.):

Scored his first collegiate points – a 3-pointer (1:32 in the 2nd half) [that blew the roof off Bud Walton Arena](#) – in the San Jose State win.

## 2021-22 (So. at Arkansas):

Came to Arkansas as a walkon but earned a scholarship on Jan. 21 ([watch](#)) ... Played in four games, including the NCAA second-round win over New Mexico State ... **Grabbed three rebounds and added an assist in the win at Georgia.**

### CADE ARBOGAST CAREER STATISTICS

Year	GP	GS	Min	Avg	FG	FGA	Pct	3FG	3FGA	Pct	FT	FTA	Pct	Off	Def	Tot	Avg	PF	FO	Ast	TO	Blk	Stl	Pts	Avg
2021-22	4	0	3	0.8	0	4	.000	0	2	.000	0	0	.000	2	1	3	0.8	0	0	1	0	0	0	0	0.0
2022-23	4	0	5	1.3	1	3	.333	1	3	.333	0	0	.000	0	0	0	0.0	0	0	0	0	0	0	3	0.8
CAREER	8	0	8	1.0	1	7	.143	1	5	.200	0	0	.000	2	1	3	0.4	0	0	1	0	0	0	3	0.4

# 45 LAWSON BLAKE

F | So. | 6-10 | 235 | Fayetteville, Ark. | Fayetteville HS / Link Year (Mo.) Prep

 @lawsonblake\_  
 @lawson.blake

Including 2022-23, has **THREE** years of collegiate eligibility  
Major: Exercise Science  
Born on an. 3, 2002 in San Antonio, Texas  
The son of Larry and Allison Blake



## 2022-23 (So.):

Grabbed his first career rebound in the win over Fordham.

## 2021-22 (Fr.):

Made the team as a walkon ... Played in five games, including Arkansas' second-round NCAA Tournament win over New Mexico State.

### LAWSON BLAKE CAREER STATISTICS

Year	GP	GS	Min	Avg	FG	FGA	Pct	3FG	3FGA	Pct	FT	FTA	Pct	Off	Def	Tot	Avg	PF	FO	Ast	TO	Blk	Stl	Pts	Avg
2021-22	5	0	5	1.0	0	0	.000	0	0	.000	0	0	.000	0	0	0	0.0	0	0	0	0	0	0	0	0.0
2022-23	4	0	6	1.5	0	1	.000	0	0	.000	0	0	.000	1	1	2	0.5	0	0	0	1	0	0	0	0.0
CAREER	9	0	11	1.2	0	1	.000	0	0	.000	0	0	.000	1	1	2	0.2	0	0	0	1	0	0	0	0.0



# ARKANSAS RAZORBACKS

## 2022-23 SEASON RESULTS & LEADERS

RECORD:	OVERALL	HOME	AWAY	NEUTRAL
ALL GAMES	9-1	6-0	0-0	3-1
CONFERENCE	0-0	0-0	0-0	0-0
NON-CONFERENCE	9-1	6-0	0-0	3-1

DATE	TIME (CT)	R	A	N	K	OPPONENT	TV	RESULT	ATTEND	RECORD	(SEC)	HIGH POINTS	HIGH REBOUNDS
11/07/22	7:00 pm	10/10	--/--			NORTH DAKOTA STATE	SEC Network Plus	W 78-56	19200	1-0	--	(22)Ricky Council IV	(12)Trevon Brazile
11/11/22	7:00 pm	10/10	--/--			FORDHAM	SEC Network Plus	W 74-48	19200	2-0	--	(15)Ricky Council IV	(8)Trevon Brazile
11/16/22	7:00 pm	9/10	--/--			SOUTH DAKOTA STATE	SEC Network Plus	W 71-56	19200	3-0	--	(19)Ricky Council IV	(10)Trevon Brazile
11/21/22	4:00 pm	+	9/9	--/--		vs Louisville	ESPN2	W 80-54	2400	4-0	--	(26)Anthony Black	(6)Makhi Mitchell (6) Makhel Mitchell
11/22/22	7:00 pm	+	9/9	10/8		vs Creighton	ESPN	87-90 L	2400	4-1	--	(26)Anthony Black	(6)Anthony Black (6)Trevon Brazile
11/23/22	9:00 pm	+	9/9	17/19		vs San Diego State	ESPN2	(OT) W 78-74	2400	5-1	--	(20)Trevon Brazile	(9)Trevon Brazile
11/28/22	7:00 pm	11/11	--/--			TROY	SEC Network	W 74-61	19200	6-1	--	(27)Ricky Council IV	(9)Makhi Mitchell
12/03/22	3:00 pm	11/11	--/--			SAN JOSE STATE	SEC Network	W 99-58	19200	7-1	--	(23)Trevon Brazile	(6)Jalen Graham
12/06/22	6:00 pm	9/8	--/--			UNC GREENSBORO	SEC Network	W 65-58	19200	8-1	--	(22)Nick Smith Jr.	(14)Makhi Mitchell
12/10/22	Noon	@	9/8	--/RV		vs. Oklahoma	ESPN2	W 88-78	14201	9-1	--	(26)Ricky Council IV	(6)Makhi Mitchell
12/17/22	3:00 pm	&				vs. Bradley	--						
12/21/22	8:00 pm					UNC ASHEVILLE	SEC Network						
12/28/22	8:00 pm	*				at LSU	ESPN2/U						
01/04/23	7:30 pm	*				MISSOURI	SEC Network						
01/07/23	7:30 pm	*				at Auburn	SEC Network						
01/11/23	6:00 pm	*				ALABAMA	ESPN2/U						
01/14/23	1:00 pm	*				at Vanderbilt	ESPN2/U						
01/18/23	8:00 pm	*				at Missouri	SEC Network						
01/21/23	11:00 am	*				OLE MISS	ESPN2						
01/24/23	6:00 pm	*				LSU	ESPN/2/U						
01/28/23	3 or 5 pm	%				at Baylor	ESPN						
01/31/23	6:00 pm	*				TEXAS A&M	ESPN/2/U						
02/04/23	2:30 pm	*				at South Carolina	SEC Network						
02/27/23	8:00 pm	*				at Kentucky	ESPN/2						
02/11/23	5:00 pm	*				MISSISSIPPI STATE	ESPN2/U						
02/15/23	8:00 pm	*				at Texas A&M	ESPN2/U						
02/18/23	1:00 pm	*				FLORIDA	ESPN/2						
02/21/23	8:00 pm	*				GEORGIA	SEC Network						
02/25/23	1 or 3 pm	*				at Alabama	ESPN/2						
02/28/23	8:00 pm	*				at Tennessee	ESPN/2/U						
03/04/23	1:00 pm	*				KENTUCKY	CBS						
Mar. 8-12		^				SEC Tournament							

Home Games in CAPS | \* - Southeastern Conference game | + Maui Jim Maui Invitational (Lahaina, Hawaii (Lahaina Civic Center) |  
 @ - played in Tulsa, Okla. (BOK Center) | & - played in North Little Rock (Simmons Bank Arena) |  
 % - Big 12/SEC Challenge | ^ - SEC Tournament (Nashville, Tenn. - Bridgestone Arena)

ATTENDANCE SUMMARY	GAMES	TOTALS	AVG/GAME
HOME	6	115200	19200
AWAY	0	0	0
NEUTRAL	4	21401	5350
TOTAL	10	136601	13660

# ARKANSAS RAZORBACKS

## 2022-23 COMBINED REPORT

RECORD:	OVERALL	HOME	AWAY	NEUTRAL
ALL GAMES	9-1	6-0	0-0	3-1
CONFERENCE	0-0	0-0	0-0	0-0
NON-CONFERENCE	9-1	6-0	0-0	3-1

#	Player	GP	GS	Min	Avg	• TOTAL •			• 3-PTS •			• REBOUNDS •				PF		FO		A				TO		Blk		Stl		Pts		Av	
						FG	FGA	Pct	3FG	FGA	Pct	FT	FTA	Pct	Off																		
1	Ricky Council IV	10	10	361	36.1	71	135	.526	11	35	.314	39	49	.796	7	22	29	2.9	19	0	29	23	2	17	192	19.2							
3	Nick Smith Jr.	4	3	99	24.8	20	46	.435	5	16	.313	14	17	.824	1	7	8	2.0	5	0	9	4	1	2	59	14.8							
0	Anthony Black	10	10	336	33.6	44	83	.530	11	27	.407	27	36	.750	12	41	53	5.3	21	0	37	30	5	18	126	12.6							
2	Trevon Brazile	9	0	243	27.0	37	77	.481	11	29	.379	21	31	.677	9	45	54	6.0	23	1	9	20	11	9	106	11.8							
15	Makhi Mitchell	10	10	192	19.2	32	49	.653	0	0	.000	11	17	.647	14	41	55	5.5	24	0	12	9	13	13	75	7.5							
4	Davonte Davis	9	6	264	29.3	23	72	.319	3	23	.130	17	23	.739	3	26	29	3.2	20	0	21	12	2	11	66	7.3							
13	Jordan Walsh	10	9	229	22.9	25	55	.455	7	22	.318	12	17	.706	7	20	27	2.7	22	1	13	10	5	10	69	6.9							
11	Jalen Graham	7	0	45	6.4	14	22	.636	0	1	.000	4	7	.571	8	11	19	2.7	5	0	2	8	0	2	32	4.6							
22	Makhel Mitchell	7	0	59	8.4	10	15	.667	0	0	.000	4	7	.571	3	15	18	2.6	7	0	4	3	6	4	24	3.4							
20	Kamani Johnson	8	1	100	12.5	6	13	.462	0	0	.000	11	18	.611	12	13	25	3.1	13	0	1	5	2	7	23	2.9							
5	Joseph Pinion	7	0	23	3.3	3	9	.333	1	4	.250	4	4	1.000	1	4	5	0.7	6	0	0	0	0	1	11	1.6							
23	Derrian Ford	6	0	29	4.8	3	5	.600	0	0	.000	0	0	.000	1	3	4	0.7	2	0	3	1	0	1	6	1.0							
21	Cade Arbogast	4	0	5	1.3	1	3	.333	1	3	.333	0	0	.000	0	0	0	0.0	0	0	0	0	0	0	3	0.8							
12	Barry Dunning Jr.	7	1	34	4.9	0	2	.000	0	1	.000	0	0	.000	0	1	1	0.1	4	0	1	2	0	2	0	0.0							
45	Lawson Blake	4	0	6	1.5	0	1	.000	0	0	.000	0	0	.000	1	1	2	0.5	0	0	0	1	0	0	0	0.0							
TEAM.....															11	17	28	2.8	0		4				0								
RAZORBACKS.....10						289	587	.492	50	161	.311	164	226	.726	90	267	357	35.7	171	2	141	132	47	97	792	79.2							
Opponents..... 10						228	552	.413	56	188	.298	123	176	.699	77	233	310	31.0	183	-	98	178	20	60	635	63.5							

Team Statistics	ARK	OPP
<b>SCORING</b>	<b>792</b>	<b>635</b>
Points per game	79.2	63.5
Scoring margin	+15.7	-
<b>FIELD GOALS-ATT</b>	<b>289-587</b>	<b>228-552</b>
Field goal pct	.492	.413
<b>3 POINT FG-ATT</b>	<b>50-161</b>	<b>56-188</b>
3-point FG pct	.311	.298
3-pt FG made per game	5.0	5.6
<b>FREE THROWS-ATT</b>	<b>164-226</b>	<b>123-176</b>
Free throw pct	.726	.699
F-Throws made per game	16.4	12.3
<b>REBOUNDS</b>	<b>357</b>	<b>310</b>
Rebounds per game	35.7	31.0
Rebounding margin	+4.7	-
<b>ASSISTS</b>	<b>141</b>	<b>98</b>
Assists per game	14.1	9.8
<b>TURNOVERS</b>	<b>132</b>	<b>178</b>
Turnovers per game	13.2	17.8
Turnover margin	+4.6	-
Assist/turnover ratio	1.1	0.6
<b>STEALS</b>	<b>97</b>	<b>60</b>
Steals per game	9.7	6.0
<b>BLOCKS</b>	<b>47</b>	<b>20</b>
Blocks per game	4.7	2.0
<b>ATTENDANCE</b>	<b>115200</b>	<b>21401</b>
Home games-Avg/Game	6-19200	0-0
Neutral site-Avg/Game	-	4-5350

Date	Ark. Rank	Opponent	Result	Score	Attend
11/07/22	10/10	NORTH DAKOTA ST.	W	76-58	19200
11/11/22	10/10	FORDHAM	W	74-48	19200
11/16/22	9/10	SOUTH DAKOTA ST.	W	71-56	19200
+ 11/21/22	9/9	vs Louisville	W	80-54	2400
+ 11/22/22	9/9	vs #10/8 Creighton	L	87-90	2400
+ 11/23/22	9/9	vs #17/19 San Diego St.	W (OT)	78-74	2400
11/28/22	11/11	TROY	W	74-61	19200
12/03/22	11/11	SAN JOSE ST.	W	99-58	19200
12/06/22	9/8	UNC GREENSBORO	W	65-58	19200
@ 12/10/22	9/8	vs --/RV Oklahoma	W	88-78	14201

\* = SEC game || + Maui Jim Maui Invitational (Lahaina, Hawaii (Lahaina Civic Center)) ||  
 @ - played in Tulsa, Okla. (BOK Center) || & - played in North Little Rock (Simmons Bank Arena) ||  
 % - Big 12/SEC Challenge | ^ - SEC Tournament (Nashville, Tenn. - Bridgestone Arena)

SCORE BY PERIODS:	1st	2nd	OT	Total
Arkansas	338	443	11	792
Opponents	313	315	7	635

# ARKANSAS RAZORBACKS

## 2022-23 SEASON STATISTICS • ALL GAMES



RECORD:	OVERALL	HOME	AWAY	NEUTRAL
ALL GAMES	9-1	6-0	0-0	3-1
CONFERENCE	0-0	0-0	0-0	0-0
NON-CONFERENCE	9-1	6-0	0-0	3-1

#	Player	GP	GS	Min	Avg	• TOTAL •			• 3-PTS •			• REBOUNDS •											Pts		Avg			
						FG	FGA	Pct	3FG	FGA	Pct	FT	FTA	Pct	Off	Def	Tot	Avg	PFFO	A	TO	Blk					St	
1	Ricky Council IV	10	10	361	36.1	71	135	.526	11	35	.314	39	49	.796	7	22	29	2.9	19	0	29	23	2	17	192	19.2		
3	Nick Smith Jr.	4	3	99	24.8	20	46	.435	5	16	.313	14	17	.824	1	7	8	2.0	5	0	9	4	1	2	59	14.8		
0	Anthony Black	10	10	336	33.6	44	83	.530	11	27	.407	27	36	.750	12	41	53	5.3	21	0	37	30	5	18	126	12.6		
2	Trevon Brazile	9	0	243	27.0	37	77	.481	11	29	.379	21	31	.677	9	45	54	6.0	23	1	9	20	11	9	106	11.8		
15	Makhi Mitchell	10	10	192	19.2	32	49	.653	0	0	.000	11	17	.647	14	41	55	5.5	24	0	12	9	13	13	75	7.5		
4	Davonte Davis	9	6	264	29.3	23	72	.319	3	23	.130	17	23	.739	3	26	29	3.2	20	0	21	12	2	11	66	7.3		
13	Jordan Walsh	10	9	229	22.9	25	55	.455	7	22	.318	12	17	.706	7	20	27	2.7	22	1	13	10	5	10	69	6.9		
11	Jalen Graham	7	0	45	6.4	14	22	.636	0	1	.000	4	7	.571	8	11	19	2.7	5	0	2	8	0	2	32	4.6		
22	Makhel Mitchell	7	0	59	8.4	10	15	.667	0	0	.000	4	7	.571	3	15	18	2.6	7	0	4	3	6	4	24	3.4		
20	Kamani Johnson	8	1	100	12.5	6	13	.462	0	0	.000	11	18	.611	12	13	25	3.1	13	0	1	5	2	7	23	2.9		
5	Joseph Pinion	7	0	23	3.3	3	9	.333	1	4	.250	4	4	1.000	1	4	5	0.7	6	0	0	0	0	1	11	1.6		
23	Derrian Ford	6	0	29	4.8	3	5	.600	0	0	.000	0	0	.000	1	3	4	0.7	2	0	3	1	0	1	6	1.0		
21	Cade Arbogast	4	0	5	1.3	1	3	.333	1	3	.333	0	0	.000	0	0	0	0.0	0	0	0	0	0	0	3	0.8		
12	Barry Dunning Jr.	7	1	34	4.9	0	2	.000	0	1	.000	0	0	.000	0	1	1	0.1	4	0	1	2	0	2	0	0.0		
45	Lawson Blake	4	0	6	1.5	0	1	.000	0	0	.000	0	0	.000	1	1	2	0.5	0	0	0	1	0	0	0	0.0		
TEAM.....														11	17	28	2.8	0		4				0				
ARKANSAS.....		10				289	587	.492	50	161	.311	164	226	.726	90	267	357	35.7	171	2	141	132	47	97	792	79.2		
Opponents.....		10				228	552	.413	56	188	.298	123	176	.699	77	233	310	31.0	183	-	98	178	20	60	635	63.5		

SCORE BY PERIODS:	1st	2nd	OT	Total
Arkansas	338	443	11	792
Opponents	313	315	7	635

DEADBALL REBOUNDS:	OFF	DEF	TOTAL
Arkansas	33	5	38
Opponents	28	4	32

## ARKANSAS RAZORBACKS IN MAUI

No.	Player				Total		3-Point		F-Throw		Rebounds												
		GP-GS	MIN	AVG	FG-FGA	FG%	3FG-3FGA	3FG%	FT-FTA	FT%	OFF	DEF	TOT	AVG	PF	DQ	A	TO	BLK	STL	PTS	AVG	
0	BLACK, Anthony	3-3	111:53	37.3	22-40	.550	4-10	.400	19-22	.864	5	9	14	4.7	8	0	13	11	0	5	67	22.3	
1	COUNCIL IV, Ricky	3-3	116:03	38.7	21-51	.412	5-16	.313	11-15	.733	3	6	9	3.0	7	0	10	8	0	8	58	19.3	
2	BRAZILE, Trevon	3-0	85:53	28.6	13-30	.433	6-15	.400	6-11	.545	1	16	17	5.7	11	1	2	4	3	4	38	12.7	
22	MITCHELL, Makhel	3-0	41:15	13.8	9-11	.818	0-0	.000	4-7	.571	1	11	12	4.0	5	0	3	1	6	2	22	7.3	
20	JOHNSON, Kamani	1-0	19:06	19.1	2-2	1.000	0-0	.000	3-5	.600	4	3	7	7.0	3	0	0	1	0	2	7	7.0	
13	WALSH, Jordan	3-3	97:25	32.5	6-18	.333	3-9	.333	4-6	.667	3	7	10	3.3	10	0	6	5	1	2	19	6.3	
4	DAVIS, Davonte	3-3	87:22	29.1	5-17	.294	1-9	.111	2-2	1.000	1	4	5	1.7	8	0	8	2	0	1	13	4.3	
11	GRAHAM, Jalen	2-0	08:16	4.1	4-5	.800	0-0	.000	0-0	.000	1	0	1	0.5	1	0	0	1	0	0	8	4.0	
15	MITCHELL, Makhi	3-3	37:19	12.4	3-5	.600	0-0	.000	3-4	.750	4	6	10	3.3	7	0	1	4	1	2	9	3.0	
23	FORD, Derrian	1-0	03:58	4.0	1-1	1.000	0-0	.000	0-0	.000	0	0	0	0.0	1	0	0	0	0	0	2	2.0	
5	PINION, Joseph	2-0	04:06	2.0	0-1	.000	0-0	.000	2-2	1.000	0	2	2	1.0	2	0	0	0	0	0	2	1.0	
45	BLAKE, Lawson	1-0	00:54	0.9	0-0	.000	0-0	.000	0-0	.000	0	0	0	0.0	0	0	0	0	0	0	0	0.0	
12	DUNNING JR., Barry	2-0	10:35	5.3	0-0	.000	0-0	.000	0-0	.000	0	0	0	0.0	1	0	0	1	0	1	0	0.0	
21	ARBOGAST, Cade	1-0	00:54	0.9	0-0	.000	0-0	.000	0-0	.000	0	0	0	0.0	0	0	0	0	0	0	0	0.0	
Team											3	9	12				3						
Total		3	625		86-181	.475	19-59	.322	54-74	.730	26	73	99	33.0	64	1	43	41	11	27	245	81.7	
Opponents		3	625		74-159	.465	13-44	.295	57-77	.740	19	74	93	31.0	55	2	29	54	6	18	218	72.7	

### Score by Periods

Team	1st	2nd	OT	TOT
Arkansas	96	138	11	245
Opponents	103	108	7	218



# 2022-23 ARKANSAS RAZORBACKS GAME HIGHS AND LEADERS

Opponent	DATE	SCORE	RESULT	POINTS	REBOUNDS	ASSISTS	STEALS	BLOCKED SHOTS
NORTH DAKOTA ST.	11/07/22	76-58	W	22-Ricky Council IV	12-Trevon Brazile	3-Jordan Walsh Anthony Black	3-Makhi Mitchell Anthony Black	1-Ricky Council IV Davonte Davis Trevon Brazile Anthony Black
FORDHAM	11/11/22	74-48	W	15-Ricky Council IV	8-Trevon Brazile	7-Ricky Council IV	3-Makhi Mitchell Davonte Davis	2-Makhi Mitchell
SOUTH DAKOTA ST.	11/16/22	71-56	W	19-Ricky Council IV	10-Trevon Brazile	5-Anthony Black	4-Anthony Black	2-Trevon Brazile
vs Louisville	11/21/22	80-54	W	26-Anthony Black	6-Makhi Mitchell Makhel Mitchell	6-Anthony Black	4-Ricky Council IV	2-Makhel Mitchell
vs Creighton	11/22/22	87-90	L	26-Anthony Black	6-Trevon Brazile Anthony Black	6-Anthony Black	2-Anthony Black Ricky Council IV	3-Trevon Brazile
vs San Diego St.	11/23/22	78-74	WOT	20-Trevon Brazile	9-Trevon Brazile	4-Ricky Council IV	2-Trevon Brazile Kamani Johnson Ricky Council IV	2-Makhel Mitchell
TROY	11/28/22	74-61	W	27-Ricky Council IV	9-Makhi Mitchell	3-Anthony Black	2-Anthony Black Jordan Walsh Trevon Brazile	3-Makhi Mitchell
SAN JOSE ST.	12/03/22	99-58	W	23-Trevon Brazile	6-Jalen Graham	6-Anthony Black	3-Ricky Council IV	2-Trevon Brazile
UNC GREENSBORO	12/06/22	65-58	W	22-Nick Smith Jr.	14-Makhi Mitchell	3-Nick Smith Jr.	3-Davonte Davis	4-Makhi Mitchell
vs Oklahoma	12/10/22	88-78	W	26-Ricky Council IV	6-Makhi Mitchell	5-Ricky Council IV Anthony Black	2-Anthony Black Jordan Walsh	2-Makhi Mitchell

LED TEAM IN POINTS (including ties)	LED TEAM IN REBS (including ties)	LED TEAM IN ASSISTS (including ties)	LED TEAM IN STEALS (including ties)	LED TEAM IN BLKS (including ties)
Council 5	Brazile 5	Black 7	Black 6	Brazile 4
Black 3	Khi Mitchell 4	Council 3	Council 4	Khi Mitchell 4
Smith 1	Black 1	Smith 1	Khi Mitchell 2	Khel Mitchell 2
Brazile 1	Khel Mitchell 1	Walsh 1	Walsh 2	Black 1
	Graham 1		Davis 2	Council 1
			Johnson 1	Davis 1
			Brazile 1	

## 2022-23 RAZORBACK GAME-BY-GAME STATISTICS

Opponent	Date	Score	W/L	• TOTAL •			• 3-PTRS •			• REBOUNDS •													
				FG	FGA	Pct	3FG	FGA	Pct	FT	FTA	Pct	Off	Def	Tot	Avg	PF	A	TO	Blk	Stl	Pts	Avg
NORTH DAKOTA ST.	11/07/22	76-58	W	28	57	.491	4	10	.400	16	23	.696	6	34	40	40.0	19	10	11	4	11	76	76.0
FORDHAM	11/11/22	74-48	W	30	65	.462	2	16	.125	12	18	.667	16	22	38	39.0	19	17	13	4	13	74	75.0
SOUTH DAKOTA ST.	11/16/22	71-56	W	28	61	.459	7	22	.318	8	15	.533	9	33	42	40.0	19	17	20	4	14	71	73.7
vs Louisville	11/21/22	80-54	W	29	51	.569	8	22	.364	14	19	.737	6	22	28	37.0	23	20	16	3	10	80	75.2
vs Creighton	11/22/22	87-90	L	33	70	.471	8	20	.400	13	17	.765	10	21	31	35.8	21	15	9	5	8	87	77.6
vs San Diego St.	11/23/22	78-74	Wot	24	60	.400	3	17	.176	27	38	.711	10	30	40	36.5	20	8	16	3	9	78	77.7
TROY	11/28/22	74-61	W	27	51	.529	3	11	.273	17	23	.739	10	23	33	36.0	12	4	15	5	8	74	77.1
SAN JOSE ST.	12/03/22	99-58	W	37	59	.627	8	13	.615	17	21	.810	7	26	33	35.6	12	22	11	5	8	99	79.9
UNC GREENSBORO	12/06/22	65-58	W	18	54	.333	3	18	.167	26	33	.788	8	39	47	36.9	14	9	12	9	6	65	78.2
vs Oklahoma	12/10/22	88-78	W	35	59	.593	4	12	.333	14	19	.737	8	17	25	35.7	12	19	9	5	10	88	79.2
Arkansas		792		289	587	.492	50	161	.311	164	226	.726	90	267	357	35.7	171	141	132	47	97	792	79.2
Opponents		635		228	552	.413	56	188	.298	123	176	.699	77	233	310	31.0	183	98	178	20	60	635	63.5

Games played: 10

Points/game: 79.2

FG Pct: 49.2

3FG Pct: 31.1

FT Pct: 72.6

Rebounds/game: 35.7

Assists/game: 14.1

Turnovers/game: 13.2

Assist/turnover ratio: 1.1

Steals/game: 9.7

Blocks/game: 4.7

## 2022-23 OPPONENT GAME-BY-GAME STATISTICS

Opponent	Date	Score	W/L	• TOTAL •			• 3-PTRS •			• REBOUNDS •				PF	A	TO	Blk	Stl	Pts	Avg			
				FG	FGA	Pct	3FG	FGA	Pct	FT	FTA	Pct	Off								Def	Tot	Avg
NORTH DAKOTA ST.	11/07/22	76-58	W	19	56	.339	5	21	.238	15	23	.652	7	28	35	35.0	16	7	14	2	5	58	58.0
FORDHAM	11/11/22	74-48	W	17	45	.378	4	17	.235	10	17	.588	9	20	29	32.0	17	7	30	0	4	48	53.0
SOUTH DAKOTA ST.	11/16/22	71-56	W	18	56	.321	3	16	.188	17	20	.850	6	26	32	32.0	14	9	20	2	8	56	54.0
vs Louisville	11/21/22	80-54	W	16	44	.364	4	12	.333	18	25	.720	7	17	24	30.0	16	4	22	1	4	54	54.0
vs Creighton	11/22/22	87-90	L	31	53	.585	7	14	.500	21	29	.724	5	30	35	31.0	16	17	17	3	5	90	61.2
vs San Diego St.	11/23/22	78-74	Wot	27	62	.435	2	18	.111	18	23	.783	7	27	34	31.5	23	8	15	2	9	74	63.3
TROY	11/28/22	74-61	W	24	56	.429	9	28	.321	4	8	.500	10	16	26	30.7	19	10	18	3	6	61	63.0
SAN JOSE ST.	12/03/22	99-58	W	23	57	.404	6	19	.316	6	11	.545	11	18	29	30.5	19	8	18	3	6	58	62.4
UNC GREENSBORO	12/06/22	65-58	W	21	67	.313	9	28	.321	7	11	.636	8	31	39	31.4	26	13	9	3	8	58	61.9
vs Oklahoma	12/10/22	88-78	W	32	56	.571	7	15	.467	7	9	.778	7	20	27	31.0	17	15	15	1	5	78	63.5
Opponents		635		228	552	.413	56	188	.298	123	176	.699	77	233	310	31.0	183	98	178	20	60	635	63.5
Arkansas		792		289	587	.492	50	161	.311	164	226	.726	90	267	357	35.7	171	141	132	47	97	792	79.2

Games played: 10

Points/game: 63.5

FG Pct: 41.3

3FG Pct: 29.8

FT Pct: 69.9

Rebounds/game: 31.0

Assists/game: 9.8

Turnovers/game: 17.8

Assist/turnover ratio: 0.6

Steals/game: 6.0

Blocks/game: 2.0



ARKANSAS RAZORBACKS

2022-23 GAME-BY-GAME POINTS-ASSISTS-REBOUNDS

				0	1	2	3	4	5	11	12	13	15	20	21	22	23	45
Opponent	Date	Score	WL	Black	Council	Brazile	Smith	Davis	Pinion	Graham	Dunning	Walsh	Mitchell	Johnson	Arbogast	Mitchell	Ford	Blake
N. DAK ST	11/07/22	74-61	W	3-7-3	22-3-2	21-12-1	DNP-inj	18-6-0	0-0-0	DNP	0-0-0	4-2-3	8-4-1	0-0-0	DNP	DNP	0-1-0	DNP
FORD	11/11/22	74-48	W	10-6-0	15-4-7	8-8-1	DNP-Inj	7-3-5	2-0-0	10-4-1	0-0-0	12-4-1	8-4-2	0-1-0	0-0-0	0-0-0	2-0-0	0-1-0
S. DAK ST	11/16/22	71-56	W	5-5-5	19-2-2	13-10-2	DNP-Inj	13-2-3	2-0-0	2-6-0	0-0-0	10-1-1	5-4-3	2-4-0	0-0-0	0-3-1	0-3-0	0-1-0
vs LOU	11/21/22	80-54	W	26-3-6	15-3-3	1-2-0	DNP-Inj	2-0-5	2-2-0	8-1-0	0-0-0	7-2-2	5-6-1	DNP	0-0-0	12-6-3	2-0-0	0-0-0
vs CU	11/22/22	87-90	L	26-6-6	24-3-3	17-6-2	DNP-Inj	9-3-2	0-0-0	DNP	DNP	5-3-2	2-1-0	DNP	DNP	4-3-0	DNP	DNP
vs S DIEGO ST	11/23/22	78-74	WOT	15-5-1	19-3-4	20-9-0	DNP-Inj	2-2-1	DNP	0-0-0	0-0-0	7-5-2	2-3-0	7-7-0	DNP	6-3-0	DNP	DNP
TROY	11/28/22	74-61	W	14-8-3	27-3-0	3-0-1	0-1-0	DNP	0-1-0	DNP	0-0-0	6-4-0	14-9-0	8-3-0	DNP	2-2-0	DNP	DNP
SJSU	12/03/22	99-58	W	8-4-6	17-3-1	23-5-2	16-1-5	0-1-3	5-2-0	11-6-1	0-1-1	6-3-0	8-4-0	0-0-0	3-0-0	0-1-0	2-0-3	0-0-0
UNCG	12/06/22	65-58	W	11-5-2	8-3-2	0-2-0	22-4-3	10-10-0	DNP	0-1-0	DNP	0-0-1	13-14-1	1-5-0	DNP	DNP	0-0-0	DNP
vs OU	12/10/22	88-78	W	8-4-5	26-2-5	DNP-Inj	21-2-1	5-2-2	DNP	1-1-0	DNP	12-3-1	10-6-4	5-5-1	DNP	DNP	DNP	DNP

ARKANSAS RAZORBACKS

2022-23 STARTING LINEUPS

Date	Opponent						1st SUB(S)	Outcome	RECORD BY LINEUP:						RECORD BY STARTER			
Nov. 7	N. DAK ST	Black	Davis	Council	Johnson	Khi Mitchell	Brazile	W, 76-58	Black	Davis	Council	Johnson	Khi Mitchell	1-0	Black	10	9-1	
Nov. 11	FORDHAM	Black	Davis	Council	Walsh	Khi Mitchell	Brazile	W, 74-48	Black	Davis	Council	Walsh	Khi Mitchell	4-1	Council	10	9-1	
Nov. 16	S. DAK ST	Black	Davis	Council	Walsh	Khi Mitchell	Brazile	W, 71-56	Black	Dunning	Council	Walsh	Khi Mitchell	1-0	Khi Mitchell	10	9-1	
Nov. 21	vs LOU	Black	Davis	Council	Walsh	Khi Mitchell	Brazile	W, 80-54	Black	Smith	Council	Walsh	Khi Mitchell	3-0	Walsh	9	8-1	
Nov. 22	vs CU	Black	Davis	Council	Walsh	Khi Mitchell	Brazile	L, 90-87							Davis	6	5-1	
Nov. 23	vs S DIEGO ST	Black	Davis	Council	Walsh	Khi Mitchell	Brazile	W (ot), 78-74							Smith	3	3-0	
Nov. 28	TROY	Black	Dunning	Council	Walsh	Khi Mitchell	Brazile	W, 74-61							Johnson	1	1-0	
Dec. 3	SJSU	Black	Smith	Council	Walsh	Khi Mitchell	Brazile	W, 99-58							Dunning	1	1-0	
Dec. 6	UNCG	Black	Smith	Council	Walsh	Khi Mitchell	Brazile	W, 65-58										
Dec. 10	vs OU	Black	Smith	Council	Walsh	Khi Mitchell	Davis/Graham	W, 88-78										
																RECORD BY 1ST SUB		
																(including ties)		
																Brazile	9	8-1
																Davis	1	1-0
																Graham	1	1-0

# ARKANSAS RAZORBACKS

## 2022-23 SPECIALTY STATS (ARKANSAS/OPPONENT)

Opponent	Pts Off TO	Pts In Paint	2nd Chance	Fast Break	Bench	Ties	Lead Chng	Ark Largest Lead	Best Ark Run	Opp Largest Lead	Best Opp Run	Ark Led	Opp Led	Gm Tied
NORTH DAKOTA ST	20 / 11	44 / 24	8 / 9	9 / 10	25 / 12	3	0	21 11:35 2nd	11-0	-- -- --	10-0	38:10	--	1:50
FORDHAM	30 / 15	54 / 20	13 / 2	11 / 2	22 / 17	1	1	26 4:11 2nd	12-0	5 19:03 1st	7-0	33:43	4:55	1:22
SOUTH DAKOTA ST	23 / 11	32 / 30	4 / 7	12 / 12	19 / 31	1	2	27 8:39 2nd	11-0	1 16:08 1st	7-0	27:54	0:17	1:49
vs Louisville	29 / 19	38 / 16	3 / 2	15 / 9	25 / 29	0	0	27 4:29 2nd	17-0	-- -- --	7-0	39:47	--	0:13
vs Creighton	21 / 3	42 / 42	15 / 5	16 / 13	21 / 3	10	10	2 14:25 2nd	6-0	12 1:43 1st	7-0	2:08	33:45	4:07
vs San Diego St	16 / 16	32 / 34	11 / 4	10 / 9	33 / 17	5	10	4 0:03 OT	8-0	13 5:56 1st	11-0	8:52	33:47	2:15
TROY	19 / 15	46 / 26	12 / 10	14 / 10	13 / 21	6	11	14 1:03 2nd	17-0	7 6:06 1st	8-0	15:32	20:22	4:06
SAN JOSE ST	32 / 12	52 / 30	6 / 10	23 / 2	44 / 4	4	12	41 0:20 2nd	11-0	4 4:24 1st	7-0	32:34	3:01	4:25
UNC GREENSBORO	6 / 9	28 / 24	4 / 3	8 / 6	11 / 18	4	11	7 1:29 2nd	8-0	12 4:54 1st	11-0	7:47	29:06	3:07
vs Oklahoma	17 / 10	58 / 44	11 / 8	14 / 12	11 / 16	1	8	16 9:19 2nd	8-0	9 11:47 1st	7-0	23:41	16:06	9:19

□ INDICATES LARGEST LEADS / DEFICITS

BLACK INDICATES LARGEST UA LEAD IN A LOSS

RED INDICATES UA LARGEST DEFICITS IN A WIN

### CHARGES DRAWN

(Deflections • Blocks • Steals)

Player	18-19	19-20	20-21	21-22	22-23	Career
Black					3	
Brazile					0	
Council					0	
Davis		2	0	2	4	
Dunning					0	
Ford					0	
Graham					2	
Johnson		RS	4	1	5	
Khel Mitchell					0	
Khi Mitchell					0	
Pinion					0	
Smith					0	
Walsh					1	1

MOST IN A GAME 2022-232:

### DUNKS

(Deflections • Blocks • Steals)

Player	18-19	19-20	20-21	21-22	22-23	Career
Black					8	8
Brazile					12	
Council					12	
Davis		5	6	2	13	
Dunning					0	
Ford					0	
Graham					1	1
Johnson		RS	2	0	2	
Khel Mitchell					7	
Khi Mitchell					3	
Pinion					0	
Smith					1	
Walsh					1	

MOST IN A GAME 2022-23:

- 4 **Khel Mitchell** (LOU) 11 vs Louisville  
 3 **Brazile** (SDSU); **Graham** (SAN JOSE) 7 vs Oklahoma  
**Council** (OKLA) 6 vs Creighton

### ALLEY-OOPS

NDSU	Brazile from Black
Fordham	Brazile from Council
Louisville	Council from Davis
	Khel Mitchell from Black
Creighton	Brazile from Black
	Brazile from Walsh
San Diego St	Khel Mitchell from Walsh
	Brazile from Council
Troy	Brazile from Black
San Jose	Khi Mitchell from Black
	Black from Smith
	Graham from Davis
UNCG	Khi Mitchell from Smith
Oklahoma	Council from Smith
	Black from Council
	Council from

### BASKETS

Brazile	15
Council	6
Khel Mitchell	3
Khi Mitchell	3
Black	2
Graham	2
	1

### ASSISTS

Black	5
Council	3
Davis	3
Smith	3
Walsh	2

## LAST TIME AN ARKANSAS PLAYER...

### • SCORING •

Scored 30 Points: 31 Stanley Umude at Georgia (02/02/22)  
Scored 40 Points: 40 Mason Jones vs Auburn (02/04/20)  
Scored 50 Points: 51 Rotnei Clarke vs. Alcorn State (11/13/09)  
**RECORD: 51 Rotnei Clarke vs. Alcorn State (11/13/09)**

### • FIELD GOALS MADE •

Made 15 Field Goals: 15 (15-21) Rotnei Clarke vs. Alcorn State (11/13/09)  
Made 20 Field Goals: 20 (2-30) Dean Tolson vs. Texas A&M (03/02/74)  
**RECORD: 20 (20-30) Dean Tolson vs. Texas A&M (03/02/74)**

### • FIELD GOALS ATTEMPTED •

Attempted 20 Field Goals: 20 (7-20) JD Notae Auburn (02/08/22)  
Attempted 25 Field Goals: 26 (11-26) JD Notae vs Mercer (11/09/21)  
**RECORD: 30 (20-30) Dean Tolson vs. Texas A&M (03/02/74)**

### • FIELD GOAL PERCENTAGE •

Shot 100% FG (Min. 7 att): Daniel Gafford (7-7) at Texas Tech (01/26/19)  
**RECORD (min 8 att): 100% 8x - Best: Daryll Saulsberry (10-10) 1975**

### • 3-POINTERS MADE •

Made 7 3-pointers: 8 (8-11) Mason Jones at Texas A&M (03/07/20)  
Made 10 3-pointers: 10 (10-13) by Isaiah Joe vs. FIU (12/01/18)  
Made 11-Plus 3-pointers: 13 (13-17) by Rotnei Clarke vs. Alcorn State (11/13/09)  
**RECORD: 13 (13-17) by Rotnei Clarke vs. Alcorn State (11/13/09) (SEC record)**

### • 3-POINTERS ATTEMPTED •

Attempted 15 3-Pointers: 15 (6-15) Isaiah Joe at Texas A&M (03/07/20)  
Attempted 20 3-Pointers: 24 (10-24) Pat Bradley vs. North Texas (12/30/98)  
**RECORD: 24 (10-24) Pat Bradley vs. North Texas (12/30/98) (SEC record)**

### • FREE THROWS MADE •

Made 10 Free Throws: 10 JD Notae (10-13) vs LSU (03/11/22)  
Made 15 Free Throws: 16 (16-19) Moses Moody vs Alabama (02/24/21)  
Made 20 Plus Free Throws: 22 (22-24) Martin Terry vs. Texas A&M (01/22/72)  
**RECORD: 22 (22-24) by Martin Terry vs. Texas A&M (01/22/72)**

### • FREE THROWS ATTEMPTED •

Attempted 15 Free Throws: 19 (16-19) Mason Jones vs Tennessee (02/26/20)  
Attempted 20 Free Throws: 21 (18-21) Moses Moody vs Alabama (02/24/21)  
Attempted 24 Plus Free Throws: 24 (22-24) Martin Terry vs. Texas A&M (01/22/72)  
**RECORD: 24 (22-24) Martin Terry vs. Texas A&M (01/22/72)**

### • FREE THROW PERCENTAGE •

Shot 100% FT (min 10 att): Chris Lykes (12-12) vs Elon (12/21/21)  
**RECORD (min. 11 att): 9x - Best: Tommy Boyer (18-18) in 1963**

### • REBOUNDS •

Grabbed 15-19 Rebounds: 15 Jaylin Williams vs New Mexico State (03/19/22)  
Grabbed 20-Plus Rebounds: 23 Nick Davis vs. Jackson State (11/21/97)  
**RECORD: 23 by Nick Davis vs. Jackson State (11/21/97)**  
• Grabbed 10 Offensive Rebounds: 111 Justin Smith vs Oral Roberts (03/27/21)  
• **Grabbed 10 Defensive Rebounds: 14 Khi Mitchell & Devo Davis vs UNCG (12/06/22)**

### • ASSISTS •

Had 10 Assists: 10 by Jalen Tate vs Georgia (01/09/21)  
Had 15 Assists: 15 by Dontell Jefferson vs. Portland State (11/18/05)  
**RECORD: 15 by Dontell Jefferson vs. Portland State (11/18/05)**

### • STEALS •

Had 5 Steals: 5 Davonte Davis vs Auburn (02/08/22)  
Had 6-7 Steals: 6 Jaylin Williams vs Texas A&M (01/22/22)  
Had 8-9 Steals: 8 JD Notae vs New Mexico State (03/19/22)  
**RECORD: 9 by Robert Shepard at Arizona (12/06/92)**

### • BLOCKED SHOTS •

Had 5 Blocks: 5 Connor Vanover at Oklahoma State (01/30/21)  
Had 6-9 Blocks: 6 Connor Vanover vs North Texas (11/28/20)  
Had 10 Blocks: 10 Steven Hill vs. Texas State (12/06/05)  
**RECORD: 10 Steven Hill vs. Texas St. (12/06/05) & Oliver Miller vs. Texas (02/04/90)**

### • TURNOVERS •

Committed 5-9 Turnovers: 6 JD Notae vs New Mexico State (03/19/22)  
Committed 10 Plus Turnovers: 10 Courtney Fortson at South Carolina (02/21/09)

### • MINUTES PLAYED •

**39 Minutes (Regulation): 39:04 Davonte Davis vs North Dakota State (11/07/22)**  
**40 Minutes (Regulation): 40:00 Ricky Council vs Oklahoma (12/10/22)**  
**40 Minutes (OT): 2 vs San Diego St (11/23/22) - Council (41:03) - Brazile (40:05)**  
45 Plus Minutes: 47 by BJ Young vs. Auburn (01/16/13)

### • MISCELLANEOUS •

**2 Players Scored 20+ Pts In Same Game: Ricky Council IV (26) & Nick Smith Jr. (24) vs Oklahoma (12/10/22)**  
3 Players Scored 20+ Pts In Same Game: at South Carolina (03/02/20)  
Moses Moody (28), Justin Smith (22) and JD Notae (21)  
2 Players Scored 20+ Pts In Back-To-Back Gms: Mason Jones (37/26) & Isaiah Joe (22/26) vs Tennessee (02/26/20) and at Georgia (02/29/20)  
2 Players Scored 20+ Pts In 3 Straight: Mason Jones (41/20/21) & Isaiah Joe (20/21/24) vs Tulsa (12/14/19), Valpo (12/21/19) and Indiana (12/29/19)  
8 Players Scored in Double Digits: Mississippi Valley State (11/25/20)  
Connor Vanover (25), Desi Sills (19), Moses Moody (16), Vance Jackson (15)  
Khalen Robinson (15), Justin Smith (13), JD Notae (13), Jalen Tate (12)  
Scored 20 or More Points in Five-Plus Consecutive Games: (5) by Mason Jones 37, 26, 36, 30, 22 (02/26/20 to 03/11/20)  
Scored 20 or More Points in 10-Plus Consecutive Games: (11) by Todd Day 20, 23, 26, 26, 22, 31, 23, 21, 27, 21, 20 (12/01/90 to 01/12/91)  
Scored 30 or More Points in 3 Straight Games: Mason Jones (only Razorback) 34 vs. S. Carolina (01/29/20), 30 at Alabama (02/01/20), 40 vs Auburn (02/04/20)  
Most Points in Back-To-Back Games: 82 by Martin Terry 35 at TCU (02/20/73) and 47 vs. SMU (02/24/73)  
Consecutive Free Throws Made: 48 by Ricky Medlock (20 gms; 12/21/74 to 03/04/75)  
**Double-Double: Pts/Rebs: Khi Mitchell (13 & 14) and Devo Davis (10 & 10) vs UNCG (12/06/22)**  
Double-Double: Pts/Assists: Jalen Tate (15 & 10) vs Georgia (01/09/21)  
**Two Players with Double-Double in Same Game: vs UNC Greensboro (12/06/22) Khi Mitchell (13 pts & 14 rebs) and Devo Davis (10 pts & 10 rebs)**  
5 Straight Double-Doubles: (7) Jaylin Williams 13 & 11 vs AUB; 22 & 10 at BAMA; 13 & 11 at MIZ; 13 & 16 vs TENN; 15 & 10 at FLA; 16 & 12 vs UK; 19 & 10 vs LSU  
3+ Straight Double-Doubles in SEC: (5) Jaylin Williams (AUB/@Bama/@MIZ/TEN/@FLA/UK/LSU)  
Most Consecutive Double-Doubles: 9 by Dean Tolson (1973-74) and 6 by Derek Hood (1998-99)  
Three Players with Double-Double in Same Game: vs Alabama (01/16/10) - Marshawn Powell 18 pts, 10 rebs, Mike Washington (17 pts, 13 rebs) and Courtney Fortson (12 pts, 10 assists)  
Had 5-Plus Assists in 5-Plus Consecutive Games: (6) by Jalen Harris 11, 6, 10, 12, 7, 10 (11/21/81 thru 12/15/18)  
Had 10 or More Assists in Back-to-Back Games: Jalen Harris 10 vs. FIU (12/01/18) and 12 at Colorado State (12/05/18)  
Three-Plus Players with 5-Plus Assists in a Game: vs. Montana State (11/21/18) Jalen Harris (11), Isaiah Joe (5) and Desi Sills (5)  
Had 5 or More Steals in Back-to-Back Games: Ronnie Brewer 5 vs. Western Illinois (01/01/06) and 5 vs. Mississippi State (01/07/06)

## LAST TIME AN OPPONENT PLAYER...

### • SCORING •

Scored 30 Points: 31 Oscar Tshiebwe vs Kentucky (02/26/22)  
Scored 40 Points: 45 Jodie Meeks vs. Kentucky (02/14/09)  
Scored 50 Points: 56 Oscar Robertson vs. Cincinnati (03/15/58) **(most on record)**

### • FIELD GOALS MADE •

Made 15 Field Goals: 17 (17-24) Jodie Meeks vs. Kentucky (02/14/09)  
Made 20 Field Goals: 21 Oscar Robertson vs. Cincinnati (03/15/58) **(most on record)**

### • FIELD GOALS ATTEMPTED •

**Attempted 20 Field Goals: 20 (9-20) Matt Bradley (11/23/22)**  
Attempted 25 Field Goals: 28 (11-28) Devan Downey vs. South Carolina (02/17/10)

### • FIELD GOAL PERCENTAGE •

Shot 100% FG (Min. 7 att): Adam Wing (8-8) vs. Evansville (12/08/15)

### • 3-POINTERS MADE •

Made 7 3-pointers: 7 (7-15) Tyler Hall vs. Montana State (11/21/18)  
Made 10 3-pointers: 10 (10-19) Lance Weems at Auburn (01/06/96)

### • 3-POINTERS ATTEMPTED •

Attempted 15 3-pointers: 15 (7-15) Tyler Hall vs. Montana State (11/21/18)  
Attempted 20 3-pointers: 22 (5-22) Jeff Fryer vs. Loyola Marymount (03/16/89)

### • FREE THROWS MADE •

**Made 10 Free Throws: 10 (10-12) Ryan Nembhard vs Creighton (11/22/22)**  
Made 15 Free Throws: 15 (15-17) Keyontae Johnson at Florida (02/18/20)

### • FREE THROWS ATTEMPTED •

Attempted 15 Free Throws: 15 (12-15) Xavier Pinson (01/02/21)  
Attempted 20 Free Throws: 24 (18-24) Frank Williams vs. Illinois (12/08/01)

### • FREE THROW PERCENTAGE •

Shot 100% FT (min 10 att): 14-14 Grant Williams at Tennessee (01/15/19)

### • REBOUNDS •

Grabbed 15-19 Rebounds: 18 Oscar Tshiebwe vs Kentucky (02/26/22)  
Grabbed 20 Rebounds: 20 Antonio McDyess vs. Alabama (03/11/95)  
• Grabbed 10 Offensive Rebounds: 11 Tyler Davis at Texas A&M (01/30/18)  
• Grabbed 10 Defensive Rebounds: 10 Oscar Tshiebwe vs Kentucky (02/26/22)

### • ASSISTS •

Had 10 Assists: 11 Tremont Waters vs. LSU (01/12/19)  
Had 13 Assists: 13 Chuck Evans at Mississippi State (01/27/93) **(on record)**

### • STEALS •

Had 5 Steals: 6 Alpha Diallo at Providence (03/19/19)  
Had 8 Steals: 8 Terry Conerway vs. Texas State (12/21/02)



### • BLOCKED SHOTS •

Had 6-9 Blocks: 7 Walker Kessler vs Auburn (02/08/22)  
Had 10 Plus Blocks: 10 P.J. Roberson vs. Grambling State (11/26/11)

### • TURNOVERS •

Committed 7-9 Turnovers: 7 Wendell Green Jr vs Auburn (02/08/22)  
Committed 10 Plus Turnovers: 12 Devin Gibson vs. UTSA (12/12/07)

## LAST TIME ARKANSAS HIGHS...

### • SCORING •

Scored 100-119 Points: 101 at South Carolina (103/02/21)  
Scored 120-Plus Points: 142 vs. Mississippi Valley State (11/25/20)  
Scored 50 Points in 1st Half: 53 at Georgia (02/02/22)  
**Scored 50 Points in 2nd Half: 59 vs San Jose State (12/03/22)**  
Scored 60 or More Points in a Half: 61 (1st) vs. Miss Valley State (11/25/20)  
Scored 70 or More Points in a Half: 71 (1st) vs. Alcorn (11/13/09)  
Scored 80 or More Points in a Half: 81 (2nd) vs. Miss Valley State (11/25/20)  
Most Points in a Half: 88 (2nd) vs. U.S. International (12/09/89)

### • FIELD GOALS MADE •

Made 40 Field Goals: 40 (40-71) at Georgia (02/02/22)  
Made 50 Field Goals: 57 (57-99) vs. Troy (12/10/96)  
**RECORD: 68 (68-101) vs. U.S. International (12/09/89)**

### • FIELD GOALS ATTEMPTED •

Attempted 80 Field Goals: 86 (48-86) vs Miss Valley State (11/25/20)  
Attempted 90 Field Goals: 99 (57-99) vs. Troy (12/10/96)  
Attempted 100 Field Goals: 101 (68-101) vs. US International (12/09/89)  
**RECORD: 101 (68-101) vs. U.S. International (12/09/89)**

### • FIELD GOAL PERCENTAGE •

**Shot 60% FG: 62.7 (37-59) vs San Jose State (12/03/22)**  
Shot 70% or Better FG: 72.7 (32-44) vs. Alabama State (12/21/83)  
**RECORD: 79.4 (27-34) vs. Texas Tech (1979)**

### • 3-POINTERS MADE •

Made 15 3-pointers: 15 (15-28) at Georgia (02/02/22)  
Made 20 3-pointers: 20 (20-40) vs Miss Valley State (11/25/20)  
**RECORD: 21 (21-37) vs. Troy (12/10/96)**

### • 3-POINTERS ATTEMPTED •

Attempted 30 3-pointers: 33 (15-33) at South Carolina (02/03/21)  
Attempted 40 3-pointers: 40 (20-40) vs Miss Valley State (11/25/20)  
**RECORD: 54 (19-54) vs. North Texas (12/30/98)**

### • 3-POINT PERCENTAGE •

Shot 50% 3PT FG (min. 15 att): 53.6 (15-28) at Georgia (02/02/22)  
Shot 60% or Better 3PT FG (min. 15 att): 61.1 (11-18) at Vanderbilt (03/06/19)  
**RECORD (min. 15 att): 66.7 (16-24) vs. Mississippi State (01/09/16)**

### • FREE THROWS MADE •

**Made 20 Free Throws: 26 (26-33) vs UNC Greensboro (12/06/22)**  
Made 30 Free Throws: 36 (36-54) vs LSU (03/04/20)  
Made 40 Free Throws: 41 (41-49) at Kentucky (01/25/92)  
**RECORD: 48 (48-53) vs. Ole Miss (01/17/04)**

### • FREE THROW ATTEMPTS •

Attempted 40 Free Throws: 43 (27-43) vs Alabama (02/24/21)  
Attempted 50 Free Throws: 54 (36-54) vs LSU (03/04/20)  
Attempted 60 Free Throws: 65 vs. TCU (1955)  
**RECORD: 65 vs. TCU (1955)**

### • FREE THROW PERCENTAGE •

Shot 80% FT (min. 10 att): 88.0 (22-25) vs New Mexico State (03/19/22)  
Shot 90% or Better FT (min. 10 att): 94.4 (17-18) vs. Oklahoma (12/11/21)  
**RECORD (min 10 att): 100 3x - Best 16-16 at Kentucky (02/27/14)**

### • REBOUNDS •

**Grabbed 40 Rebounds: 47 vs UNC Greensboro (12/06/22)**  
Grabbed 50 Rebounds: 54 vs Lipscomb (12/05/20)  
Grabbed 55-Plus Rebounds: 58 vs Oral Roberts (12/20/20)  
**RECORD: 77 vs. Jackson State (01/22/02)**

### • ASSISTS •

Had 25 Assists: 26 vs Central Arkansas (12/12/20)  
Had 30 Assists: 32 vs. Jackson State (11/22/96)  
Had 40 Assists: 40 vs. Troy (12/10/96)  
**RECORD: 47 vs. U.S. International (12/09/89)**

### • STEALS •

Had 15 Steals: 16 vs Central Arkansas (12/01/21)  
Had 20 Steals: 24 vs. Maryland-Eastern Shore (01/02/01)  
Had 25 Steals: 26 vs. Louisiana-Monroe (11/25/00)  
**RECORD: 26 vs. Louisiana-Monroe (11/25/00)**

### • BLOCKED SHOTS •

Had 10 Blocks: 10 vs Elon (12/21/21)  
Had 13 Blocks: 14 vs. Georgia (01/29/19)  
Had 15 Blocks: 15 vs. South Alabama (12/30/91)  
**RECORD: 18 vs. Missouri (12/05/95)**

### • MOST TURNOVERS •

Had 25 Turnovers: 25 at South Carolina (02/21/09)  
Had 30 Turnovers: 32 vs. Providence (11/16/07)  
**RECORD: 32 vs. Providence (11/16/07)**

### • FOULS •

Committed 25 Fouls: 28 vs Missouri (01/02/21)  
Committed 30 Fouls: 32 at Missouri (02/08/20)  
**RECORD: 38 vs. Missouri (12/04/61)**

## LAST TIME ARKANSAS LOWS...

### • SCORING •

Held to 40-45 Points: 43 at Florida (01/22/11)  
Held to 46-49 Points: 46 at Mississippi State (02/09/16)  
Held to 50-55 Points: 53 vs. New Mexico State (03/19/19)  
Held to 56-59 Points: 58 vs Tennessee (02/19/22)  
Held to 19 Points or Less in a Half: 19 (1st half) at Alabama (01/16/21)

### • FIELD GOALS •

**Held to Below 20 Field Goals Made: 18 (18-54) vs UNC Greensboro (12/06/22)**

### • FIELD GOAL PERCENTAGE •

Held to 20-29% FG: 27.5 (14-51) vs New Mexico State (03/19/22)  
**Held to 30-35% FG: .333 (18-54) vs UNC Greensboro (12/06/22)**

### • 3-POINTERS •

Did not Make a 3-pointer: 0 (0-1) vs South Carolina (01/18/22)  
**Held to 1-2 3-PT FG Made: 2 (2-16) vs Fordham (11/11/22)**  
Attempted Single-Digit 3-pointers: 9 (6-9) vs TCU (01/25/20)

### • 3-POINT PERCENTAGE •

Shot 10% or Worse 3PT FG: 0.0 (0-11) vs South Carolina (01/18/22)  
**Shot 11-19% 3PT FG: 12.5 (2-16) vs Fordham (11/11/22)**

### • FREE THROWS •

Made Single Digit Free Throws: 4 (4-7) at Georgia (02/02/22)  
Attempted Single Digit Free Throws: 7 (4-7) at Georgia (02/02/22)

### • FREE THROW PERCENTAGE •

Shot 40-49% FT: 47.1 (8-17) vs Southern (12/09/20)  
Shot Below 40% FT: 26.7 (4-15) at Texas A&M (01/09/13)

### • REBOUNDING •

Had 19 or Fewer Rebounds: 19 at Missouri (03/05/13)  
**Had 20-25 Rebounds: 25 vs Oklahoma (12/10/22)**

### • ASSISTS •

**Held to 6 Assists or less: 4 vs Troy (11/28/22)**

### • STEALS •

Had 0 Steals: vs Texas Tech (03/21/21) **(only time on record)**  
Had 1 Steal: 1 vs Florida (03/09/18)  
Had 2-3 Steals: 2 vs New Mexico State (3/19/22)

### • BLOCKED SHOTS •

Had No Blocked Shots: 0 vs Missouri (1/23/19)

### • FEWEST TURNOVERS •

Had 1-4 Turnovers: 4 vs Georgia (01/29/19)  
Had 5 Turnovers: 5 vs New Mexico State (3/19/22)

### • FOULS •

Had Single Digit Fouls: 6 vs Mercer (11/09/21)

## ARKANSAS MISCELLANEOUS...

Played in an OT game:	11/23/22 vs San Diego State	W, 78-74 (OT)
Played in a 2OT game:	01/23/18 at Georgia	W, 80-77 (2 OT)
Played in a 3OT game:	02/09/80 vs Houston	L, 90-84 (3 OT)

LAST TIME AN OPPONENT HIGHS...

• SCORING •
Scored 100 Points: 106 at Tennessee (01/15/19) Scored 110 Points: 117 at Ole Miss (12/10/73) Scored 50 Points in 1st Half: 55 at Tennessee (01/15/19) Scored 50 Points in 2nd Half: 56 vs LSU (03/04/20) Scored 60 or More Points in a Half: 60 (1st half) vs. Alabama (0228/96)
• FIELD GOALS MADE •
Made 30 Field Goals: 31 (31-61) vs Texas A&M (03/12/22) Made 40 Field Goals: 40 (40-68) by Texas (01/05/10) Made 45 Field Goals: 45 (45-80) vs. Pittsburgh (12/29/86)
• FIELD GOALS ATTEMPTED •
Attempted 70 Field Goals: 72 (27-72) at South Carolina (03/027/20) Attempted 80 Field Goals: 80 (30-80) by Auburn (02/08/22)
• FIELD GOAL PERCENTAGE •
Shot 60% FG: 61.1 (15-23) vs. Auburn (02/17/16) Shot 65% FG: 67.7 (4-65) vs. North Carolina (03/23/08) Shot 69% FG: 69.8 (37-53) at Auburn (01/14/95)
• 3-POINTERS MADE •
Made 15 3-pointers: 15 (15-36) at Alabama (01/16/21) Made 17 3-pointers: 17 (17-37) vs UNI (11/17/21) - <b>TIES RECORD BY OPP (3x)</b>
• 3-POINTERS ATTEMPTED •
Attempted 30 3-pointers: 32 (8-32) vs Auburn (02/08/22) Attempted 35 3-pointers: 37 (17-7) vs UNI (11/17/21)
• 3-POINT PERCENTAGE •
Shot 50% 3PT FG (min 15 att): 53.3 (8-15) vs Texas A&M (03/12/22) Shot 60% or Better 3PT FG (min 15 att): 66.7 (12-18) at Tennessee (03/05/22)
• FREE THROWS •
Made 20 Free Throws: 20 (20-30) at Tennessee (03/05/22) Made 30 Free Throws: 34 (34-44) at Missouri (02/08/19) Made 40 Free Throws: 40 (40-50) vs. UMass (11/25/94)
• FREE THROW ATTEMPTS •
Attempted 35 Free Throws: 39 (26-39) vs Missouri (01/02/21) Attempted 40 Free Throws: 44 (34-44) at Missouri (02/08/18) Attempted 50 Free Throws: 50 (39-50) vs. South Carolina (03/11/04)
• FREE THROW PERCENTAGE •
Shot 80% FT (min. 10 att): .886 (19-22) vs Oklahoma (02/18/20) Shot 90% or Better FT (min. 10 att): .950 (19-20) vs Texas A&M (01/22/22) Shot 100% (min. 10 att): 1.000 (14-14) vs Florida (02/16/21)
• REBOUNDING •
Grabbed 45 Rebounds: 48 at LSU (01/13/21) Grabbed 50 Rebounds: 51 vs Missouri (01/02/21) Grabbed 55-Plus Rebounds: 60 vs Auburn (02/08/22) • Grabbed 20 Offensive Rebounds: 24 vs Auburn (02/08/22)
• ASSISTS •
Had 25 Assists: 25 vs. Louisville (11/17/09) Had 30 Assists: 30 at UAB (01/27/90)
• STEALS •
Had 15 Steals: 15 at LSU (02/24/10) Had 18 Steals: 18 vs. Alcorn State (12/02/95)
• BLOCKED SHOTS •
Had 10 Blocks: 10 at Tennessee (01/22/14) Had 13 Blocks: 13 at Mississippi State (01/14/10)
• MOST TURNOVERS •
Had 20 Turnovers: 22 vs Colgate (03/19/21) Had 25 Turnovers: 25 vs Central Arkansas (12/01/21) <b>Had 30 Turnovers: 30 vs. Fordham (11/11/22)</b> <b>MOST ON RECORD: 42 vs. Grambling (12/31/00) and Bethune-Cookman (12/02/97)</b>
• FOULS •
Committed 30-plus Fouls: 32 vs Alabama (02/24/21) <b>RECORD: 36 vs. Centenary (12/04/82)</b>

LAST TIME AN OPPONENT LOWS

• SCORING •
Held to 30-39 Points: 33 vs. Vanderbilt (01/12/13) Held to 40-45 Points: 43 vs Missouri (01/12/22) <b>Held to 46-49 Points: 48 vs Fordham (11/11/22)</b> Held to 50-55 Points: 50 vs Lipscomb (12/05/20) <b>Held to 56-59 Points: 5x LAST 58 vs UNC Greensboro (12/06/22)</b> Held to 15 Points or Less in 1st Half: 15 vs Missouri (01/12/22) Held to 18 Points or Less in 2nd Half: 18 vs Savannah State (12/12/13)
• FIELD GOAL PERCENTAGE •
Held to 21% or Worse FG: .2097 (13-62) vs. Jackson State (11/22/02) Held to 20-29% FG: .292 (14-48) vs Missouri (01/12/22) <b>Held to 30-35% FG: .313 (21-67) vs UNC Greensboro (12/06/22)</b>
• 3-POINTERS •
Did not Make a 3-pointer: 0 (0-10) by Mississippi State (02/07/15) Held to 1 3-PT FG Made: 1 (1-13) vs Southern (12/09/20) <b>Held to 2-3 3-PT FG Made: 2 (2-18) vs San Diego State (11/23/22)</b>
• 3-POINT PERCENTAGE •
Shot 10% or Worse 3PT FG: 6.3 (1-16) vs Ole Miss (01/27/21) <b>Shot 11-16% 3PT FG: 11.1 (2-18) vs San Deigo State (01/23/22)</b> <b>Shot 17-19% 3PT FG: 18.8 (3-16) vs South Dakota State (11/16/22)</b>
• FREE THROWS •
Made 1-5 Free Throws: 3 (3-8) vs Alabama (02/24/21) <b>Made 6-9 Free Throws: 7 (7-11) vs UNC Greensboro (12/06/22)</b>
• FREE THROW ATTEMPTS •
Attempted Single Digit Free Throws: 8 (3-8) vs Alabama (02/24/21)
• FREE THROW PERCENTAGE •
Shot Below 40% FT: 38.1 (8-21) vs. Texas State (12/22/18) Shot 40-49% FT: 47.1 (8-17) vs Auburn (02/08/22)
• REBOUNDING •
Had 19 or Fewer Rebounds: 19 vs. Missouri-Kansas City (12/02/06) Had 20-25 Rebounds: 21 vs Charlotte (12/07/21)
• ASSISTS •
Held 5 Assists or Fewer: 5 vs Southern (12/09/20)
• STEALS •
Had No Steals: 0 vs Vanderbilt (01/15/20) Had 1 Steal: 1 vs Cincinnati (11/23/21) Had 2-3 Steals: 2 vs Mississippi State (02/05/22)
• BLOCKED SHOTS •
Had No Blocked Shots: 0 vs Fordham (11/11/22)
• FEWEST TURNOVERS •
Had 0-5 Turnovers: 5 at Tennessee (01/06/21) Had 6-9 Turnovers: 6 vs New Mexico State (3/19/22)
• FOULS •
Had Single Digit Fouls: 8 at Michigan (12/08/12) Committed 10-14 Fouls: 14 vs UNI (11/17/21)

<b>GAME 1</b>		<b>58</b> North Dakota State	26 32	58 76	
		<b>#10/10 ARKANSAS</b>	34 42	76	
Nov. 7, 2022 • Fayetteville, Ark. • Bud Walton Arena					

#### North Dakota St. 58 • 0-1

#	Player	Total		3-Ptr		Rebounds			PF	TP	A	TO	Blk	Stl	Min
		FG-FGA	FG-FGA	FT-FTA	Off	Def	Tot								
04	Grant Nelson	f	5-9	1-2	6-8	0	6	6	4	17	0	4	1	0	21
23	Andrew Morgan	f	3-8	0-1	1-4	3	4	7	2	7	0	3	1	2	25
05	Luke Yoder	g	1-3	0-1	0-0	0	4	4	0	2	4	2	0	0	30
12	Lance Waddles	g	1-9	1-7	0-0	0	4	4	1	3	2	0	0	0	22
14	Boden Skunberg	g	5-13	1-4	6-8	0	1	1	4	17	1	4	0	0	35
02	Tajavis Miller		1-6	1-3	0-0	0	3	3	2	3	0	1	0	1	19
11	Jacari White		2-6	0-1	2-3	1	1	2	0	6	0	0	0	2	15
22	Joshua Streit		0-0	0-0	0-0	3	1	4	3	0	0	0	0	0	15
33	Sam Hastreiter		1-2	1-2	0-0	0	1	1	0	3	0	0	0	0	18
	Team					0	3	3							
Totals			19-56	5-21	15-23	7	28	35	16	58	7	14	2	5	200

FG % 1st Half: 8-26 30.8% 2nd half: 11-30 36.7% Game: 19-56 33.9% Deadball Rebounds 4  
 3FG % 1st Half: 2-12 16.7% 2nd half: 3-9 33.3% Game: 5-21 23.8%  
 FT % 1st Half: 8-12 66.7% 2nd half: 7-11 63.6% Game: 15-23 65.2%

#### Arkansas 76 • 1-0

#	Player	Total		3-Ptr		Rebounds			PF	TP	A	TO	Blk	Stl	Min
		FG-FGA	FG-FGA	FT-FTA	Off	Def	Tot								
15	Makhi Mitchell	f	4-5	0-0	0-0	1	3	4	4	8	1	0	0	3	20
20	Kamani Johnson	f	0-0	0-0	0-0	0	0	0	2	0	0	1	0	1	10
00	Anthony Black	g	1-7	0-0	1-2	0	7	7	3	3	3	2	1	3	30
01	Ricky Council IV	g	9-14	1-2	3-6	1	2	3	1	22	2	1	1	1	36
04	Davonte Davis	g	6-14	0-2	6-8	0	6	6	1	28	0	5	1	2	39
02	Trevon Brazile		7-14	3-6	4-5	1	11	12	2	21	1	2	1	0	32
05	Joseph Pinion		0-0	0-0	0-0	0	0	0	1	0	0	0	0	0	3
12	Barry Dunning Jr.		0-1	0-0	0-0	0	0	0	0	0	0	0	0	1	9
13	Jordan Walsh		1-1	0-0	2-2	0	2	2	5	4	3	0	0	0	18
23	Derrian Ford		0-1	0-0	0-0	1	0	1	0	0	0	0	0	0	3
	Team					2	3	5							
Totals			28-57	4-10	16-23	6	34	40	19	76	10	11	4	11	200

FG % 1st Half: 12-30 40.0% 2nd half: 16-27 59.3% Game: 28-57 49.1% Deadball Rebounds 2  
 3FG % 1st Half: 1-4 25.0% 2nd half: 3-6 50.0% Game: 4-10 40.0%  
 FT % 1st Half: 9-14 64.3% 2nd half: 7-9 77.8% Game: 16-23 69.6%

Officials: Hunter Allen, Josue Nieves, Steven Anderson  
 Technical fouls: North Dakota St.-None. Arkansas-Kamani Johnson.  
 Attendance: 19200

Score by periods	1st	2nd	Total
North Dakota St.	26	32	58
Arkansas	34	42	76

Last FG - NDSU 2nd-00:03, ARK 2nd-00:09.  
 Largest lead - NDSU None, ARK by 21 2nd-11:35.  
 NDSU led for 00:00. ARK led for 38:10. Game was tied for 01:50.  
 Score tied - 3 times.  
 Lead changed - 0 times.

<b>GAME 2</b>		<b>48</b> Fordham	21 27	48 74	
		<b>#10/10 ARKANSAS</b>	32 42	74	
Nov. 11, 2022 • Fayetteville, Ark. • Bud Walton Arena					

#### Fordham 48 • 1-1

#	Player	Total		3-Ptr		Rebounds			PF	TP	A	TO	Blk	Stl	Min
		FG-FGA	FG-FGA	FT-FTA	Off	Def	Tot								
02	Khalid Moore	f	3-7	0-2	1-2	0	1	1	2	7	2	1	0	0	27
03	Abdau Tsimbila	f	1-2	0-0	0-0	0	6	6	2	2	0	2	0	3	21
30	Darius Quisenberry	g	2-8	1-4	5-6	0	1	1	1	10	1	3	0	1	30
10	Kyle Rose	g	2-3	2-3	0-2	3	1	4	0	6	0	4	0	0	21
24	Antrell Chariton	g	3-10	0-2	0-0	0	1	1	3	6	2	9	0	0	30
01	Will Richardson		0-2	0-0	0-0	0	2	2	1	0	1	1	0	0	17
11	Romad Dean		2-4	0-1	1-1	1	1	2	0	5	0	2	0	0	21
12	Elijah Gray		4-5	1-2	1-4	0	2	2	4	10	0	1	0	0	11
13	Zach Riley		0-0	0-0	0-0	1	0	1	0	0	1	0	0	0	6
14	Albe Evans		0-0	0-0	0-0	0	0	0	0	0	0	0	0	0	0+
15	Rostyslav Novitskiy		0-0	0-0	2-2	1	3	4	3	2	0	4	0	0	9
23	Patrick Kelly		0-4	0-3	0-0	2	0	2	1	0	0	0	0	0	7
	Team					1	2	3							
Totals			17-45	4-17	10-17	9	20	29	17	48	7	30	0	4	200

FG % 1st Half: 8-21 38.1% 2nd half: 9-24 37.5% Game: 17-45 37.8% Deadball Rebounds 4,2  
 3FG % 1st Half: 2-9 22.2% 2nd half: 2-8 25.0% Game: 4-17 23.5%  
 FT % 1st Half: 3-6 50.0% 2nd half: 7-11 63.6% Game: 10-17 58.8%

#### Arkansas 74 • 2-0

#	Player	Total		3-Ptr		Rebounds			PF	TP	A	TO	Blk	Stl	Min
		FG-FGA	FG-FGA	FT-FTA	Off	Def	Tot								
13	Jordan Walsh	f	5-7	0-2	2-3	1	3	4	3	12	1	1	0	0	21
15	Makhi Mitchell	f	4-7	0-0	0-0	2	2	4	3	8	2	0	2	3	26
00	Anthony Black	g	3-8	1-6	3-4	2	4	6	2	10	0	4	1	2	24
01	Ricky Council IV	g	5-12	1-3	4-4	1	3	4	2	15	7	2	0	2	37
04	Davonte Davis	g	3-12	0-3	1-2	0	3	3	1	7	5	1	0	3	39
02	Trevon Brazile		3-7	0-2	2-3	4	4	8	3	8	1	2	1	1	32
05	Joseph Pinion		1-1	0-0	0-0	0	0	0	1	2	0	0	0	1	4
11	Jalen Graham		5-7	0-0	0-0	3	1	4	3	10	1	1	0	0	11
12	Barry Dunning Jr.		0-0	0-0	0-0	0	0	0	1	0	0	0	0	0	3
20	Kamani Johnson		0-1	0-0	0-2	1	0	1	0	0	0	0	0	0	3
21	Cade Arbogast		0-0	0-0	0-0	0	0	0	0	0	0	0	0	0	0+
22	Makhi Mitchell		0-1	0-0	0-0	0	0	0	0	0	0	1	0	1	4
23	Derrian Ford		1-2	0-0	0-0	0	0	0	0	2	0	0	0	0	5
45	Lawson Blake		0-0	0-0	0-0	0	1	1	0	0	0	0	0	0	1
	Team					2	1	3							
Totals			30-65	2-16	12-18	16	22	38	19	74	17	13	4	13	200

FG % 1st Half: 14-36 38.9% 2nd half: 16-29 55.2% Game: 30-65 46.2% Deadball Rebounds 3  
 3FG % 1st Half: 2-12 16.7% 2nd half: 0-4 0.0% Game: 2-16 12.5%  
 FT % 1st Half: 2-5 40.0% 2nd half: 10-13 76.9% Game: 12-18 66.7%

Officials: Bharat Ramnanan, Chris Ford, Chuck Jones  
 Technical fouls: Fordham-None. Arkansas-Trevon Brazile.  
 Attendance: 19200

Score by periods	1st	2nd	Total
Fordham	21	27	48
Arkansas	32	42	74

Last FG - FU 2nd-00:36, ARK 2nd-00:01.  
 Largest lead - FU by 5 1st-19:03, ARK by 26 2nd-04:11.  
 FU led for 04:55. ARK led for 33:43. Game was tied for 01:22.  
 Score tied - 1 time.  
 Lead changed - 1 time.

<b>GAME 3</b>		<b>56</b> South Dakota State	29 27	56 71	
		<b>#9/10 ARKANSAS</b>	41 30	71	
Nov. 16, 2022 • Fayetteville, Ark. • Bud Walton Arena					

#### South Dakota St. 56 • 2-2

#	Player	Total		3-Ptr		Rebounds			PF	TP	A	TO	Blk	Stl	Min
		FG-FGA	FG-FGA	FT-FTA	Off	Def	Tot								
32	Matt Dentlinger	f	0-2	0-1	3-4	0	1	1	3	3	2	4	0	1	22
42	William Kyle III	f	3-5	0-0	2-2	1	1	2	4	8	0	3	1	0	16
02	Zeke Mayo	g	4-8	1-3	0-0	0	8	8	0	9	1	2	0	2	30
30	Charlie Easley	g	1-6	0-2	0-0	1	0	1	1	2	1	2	0	0	27
34	Alex Arians	g	1-3	0-1	1-2	0	7	7	1	3	2	2	0	0	20
01	Matt Mims		0-6	0-2	8-8	0	1	1	0	8	1	0	0	1	19
11	Matthew Mors		1-8	0-2	0-0	2	1	3	1	2	0	1	1	0	20
13	Luke Appel		4-7	0-0	1-1	1	2	3	2	9	1	1	0	1	11
15	Tanner Te Slaa		2-6	1-2	2-2	0	2	2	1	7	1	3	0	3	22
22	Aaron Fiegen		0-0	0-0	0-0	0	0	0	0	0	0	0	0	0	2
33	Broden Lien		2-5	1-3	0-1	1	2	3	1	5	0	1	0	0	11
	Team					0	1	1							
Totals			18-56	3-16	17-20	6	26	32	14	56	9	20	2	8	200

FG % 1st Half: 11-28 39.3% 2nd half: 7-28 25.0% Game: 18-56 32.1% Deadball Rebounds 1  
 3FG % 1st Half: 2-7 28.6% 2nd half: 1-9 11.1% Game: 3-16 18.8%  
 FT % 1st Half: 5-6 83.3% 2nd half: 12-14 85.7% Game: 17-20 85.0%

#### Arkansas 71 • 3-0

#	Player	Total		3-Ptr		Rebounds			PF	TP	A	TO	Blk	Stl	Min
		FG-FGA	FG-FGA	FT-FTA	Off	Def	Tot								
13	Jordan Walsh	f	4-7	2-4	0-1	0	1	1	0	10	1	1	1	3	



<b>GAME 5</b>		<b>90</b>	<b>#10/8 Creighton</b>	<b>40 50</b>	<b>90 80</b>	
			<b>#9/9 ARKANSAS</b>	<b>34 53</b>	<b>87</b>	
Nov. 22, 2022 • Lahaina, Hawaii • Lahaina Civic Center						

#### Creighton 90 • 6-0

#	Player	Total		3-Ptr		Rebounds			PF	TP	A TO Blk Stl				Min
		FG-FGA	FG-FGA	FT-FTA	Off Def Tot	PF	TP	A TO Blk Stl							
24	Arthur Kaluma	f	4-8	0-1	1-2	2	4	6	2	9	2	6	1	2	30
11	Ryan Kalkbrenner	c	9-12	0-0	3-6	3	4	7	4	21	1	2	2	1	38
02	Ryan Nemhhard	g	6-12	3-4	10-12	0	6	6	1	25	5	2	0	0	36
23	Trey Alexander	g	4-6	0-0	4-5	0	5	5	3	12	6	2	0	2	32
55	Baylor Scheierman	g	7-10	3-5	3-4	0	7	7	4	20	3	2	0	0	39
04	Shereef Mitchell		0-1	0-1	0-0	0	1	1	1	0	0	1	0	0	4
05	Francisco Farabello		1-3	1-3	0-0	0	0	0	0	3	0	1	0	0	13
13	Mason Miller		0-0	0-0	0-0	0	0	0	0	0	0	0	0	0	6
33	Fredrick King		0-1	0-0	0-0	0	1	1	1	0	0	0	0	0	2
	Team					0	2	2			1				
Totals		31-53	7-14	21-29	5	30	35	16	90	17	17	3	5	200	

FG % 1st Half: 17-31 54.8% 2nd half: 14-22 63.6% Game: 31-53 58.5% Deadball Rebounds 4  
 3FG % 1st Half: 5-10 50.0% 2nd half: 2-4 50.0% Game: 7-14 50.0%  
 FT % 1st Half: 1-1 100.0 2nd half: 20-28 71.4% Game: 21-29 72.4%

#### Arkansas 87 • 4-1

#	Player	Total		3-Ptr		Rebounds			PF	TP	A TO Blk Stl				Min
		FG-FGA	FG-FGA	FT-FTA	Off Def Tot	PF	TP	A TO Blk Stl							
13	Jordan Walsh	f	1-5	1-2	2-2	0	3	4	3	5	2	2	0	1	36
15	Makhi Mitchell	f	1-2	0-0	0-0	1	0	1	3	2	0	2	0	1	11
00	Anthony Black	g	10-18	1-3	5-7	3	3	6	3	26	6	3	0	2	38
01	Ricky Council IV	g	9-19	2-6	4-4	1	2	3	3	24	3	1	0	2	40
04	Davonte Davis	g	3-9	1-4	2-2	0	3	3	4	9	2	0	0	1	39
02	Trevon Brazile		7-14	3-5	0-1	1	5	6	5	17	2	1	3	1	32
05	Joseph Pinion		0-0	0-0	0-0	0	0	0	0	0	0	0	0	0	0
22	Makhel Mitchell		2-3	0-0	0-1	1	2	3	0	4	0	0	2	0	7
	Team					3	3	6							
Totals		33-70	8-20	13-17	10	21	31	21	87	15	9	5	8	200	

FG % 1st Half: 15-34 44.1% 2nd half: 18-36 50.0% Game: 33-70 47.1% Deadball Rebounds 1  
 3FG % 1st Half: 0-5 0.0% 2nd half: 8-15 53.3% Game: 8-20 40.0%  
 FT % 1st Half: 4-6 66.7% 2nd half: 9-11 81.8% Game: 13-17 76.5%

Officials: Randy Richardson, Lee Cassell, Paul Szelc  
 Technical fouls: Creighton-None. Arkansas-TEAM.  
 Attendance: 2400

Score by periods	1st	2nd	Total
Creighton	40	50	90
Arkansas	34	53	87

Last FG - CU 2nd-01:12, ARK 2nd-00:03.  
 Largest lead - CU by 12 1st-01:43, ARK by 2 2nd-14:25.  
 CU led for 33:45. ARK led for 02:08. Game was tied for 04:07.

<b>GAME 7</b>		<b>61</b>	<b>Troy</b>	<b>33 28</b>	<b>61 76</b>	
			<b>#11/11 ARKANSAS</b>	<b>31 43</b>	<b>74</b>	
Nov. 28, 2022 • Fayetteville, Ark. • Bud Walton Arena						

#### Troy 61 • 6-2

#	Player	Total		3-Ptr		Rebounds			PF	TP	A TO Blk Stl				Min
		FG-FGA	FG-FGA	FT-FTA	Off Def Tot	PF	TP	A TO Blk Stl							
10	Zay Williams	f	5-9	0-4	1-2	1	3	4	3	11	1	2	1	1	24
30	Christian Turner	f	1-3	0-2	0-0	1	0	1	2	2	0	3	0	2	24
00	Kieffer Punter	g	0-4	0-3	0-0	0	0	0	3	0	1	3	0	0	25
02	Aamer Muhammad	g	2-7	1-3	0-0	0	3	3	2	5	3	1	0	0	32
11	Nelson Phillips	g	7-17	6-12	2-2	1	6	7	2	22	3	3	2	1	35
05	Christyone Eugene		5-10	2-3	1-2	0	1	1	2	13	0	4	0	1	28
15	Jackson Fields		0-0	0-0	0-0	0	1	1	3	0	1	1	0	1	12
21	Nate Tshimanga		1-1	0-0	0-2	0	1	1	1	2	0	1	0	0	7
32	Lydell Geffrard		3-5	0-1	0-0	2	1	3	1	6	1	0	0	0	13
	Team					5	0	5							
Totals		24-56	9-28	4-8	10	16	26	19	61	10	18	3	6	200	

FG % 1st Half: 13-26 50.0% 2nd half: 11-30 36.7% Game: 24-56 42.9% Deadball Rebounds 2  
 3FG % 1st Half: 6-14 42.9% 2nd half: 3-14 21.4% Game: 9-28 32.1%  
 FT % 1st Half: 1-4 25.0% 2nd half: 3-4 75.0% Game: 4-8 50.0%

#### Arkansas 74 • 6-1

#	Player	Total		3-Ptr		Rebounds			PF	TP	A TO Blk Stl				Min
		FG-FGA	FG-FGA	FT-FTA	Off Def Tot	PF	TP	A TO Blk Stl							
13	Jordan Walsh	f	1-6	0-0	4-5	0	4	4	3	6	0	2	1	2	20
15	Makhi Mitchell	f	6-8	0-0	2-2	4	5	9	2	14	0	2	3	0	28
00	Anthony Black	g	5-8	2-4	2-4	1	7	8	1	14	3	3	1	2	40
01	Ricky Council IV	g	12-18	1-4	2-2	2	1	3	2	27	0	2	0	1	39
12	Barry Dunning Jr.	g	0-0	0-0	0-0	0	0	0	0	0	0	1	0	0	1
02	Trevon Brazile		1-5	0-2	1-2	0	0	0	2	3	1	5	0	2	25
03	Nick Smith Jr.		0-2	0-1	0-0	1	0	1	0	0	0	0	0	0	6
05	Joseph Pinion		0-0	0-0	0-0	0	1	1	0	0	0	0	0	0	2
20	Kamani Johnson		1-3	0-0	6-8	0	3	3	2	8	0	0	0	1	32
22	Makhel Mitchell		1-1	0-0	0-0	1	1	2	0	2	0	0	0	0	7
	Team					1	1	2							
Totals		27-51	3-11	17-23	10	23	33	12	74	4	15	5	8	200	

FG % 1st Half: 11-26 42.3% 2nd half: 16-25 64.0% Game: 27-51 52.9% Deadball Rebounds 4,1  
 3FG % 1st Half: 1-6 16.7% 2nd half: 2-5 40.0% Game: 3-11 27.3%  
 FT % 1st Half: 8-10 80.0% 2nd half: 9-13 69.2% Game: 17-23 73.9%

Officials: Brian O'Connell, Owen Shortt, Joe Lindsay  
 Technical fouls: Troy-None. Arkansas-None.  
 Attendance: 19200

Score by periods	1st	2nd	Total
Troy	33	28	61
Arkansas	31	43	74

Last FG - TROY 2nd-00:55, ARK 2nd-00:43.  
 Largest lead - TROY by 7 1st-06:06, ARK by 14 2nd-01:03.  
 TROY led for 20:22. ARK led for 15:32. Game was tied for 04:06.

<b>GAME 6</b>		<b>78</b>	<b>#9/9 ARKANSAS</b>	<b>26 41 11 78</b>	<b>74</b>	
			<b>#17/9 San Diego State</b>	<b>35 32 7 74</b>		
Nov. 23, 2022 • Lahaina, Hawaii • Lahaina Civic Center						

#### Arkansas 78 • 5-1

#	Player	Total		3-Ptr		Rebounds			PF	TP	A TO Blk Stl				Min
		FG-FGA	FG-FGA	FT-FTA	Off Def Tot	PF	TP	A TO Blk Stl							
13	Jordan Walsh	f	3-7	0-2	1-2	3	2	5	4	7	2	1	1	0	34
15	Makhi Mitchell	f	0-0	0-0	2-2	0	3	3	1	2	0	0	0	1	11
00	Anthony Black	g	3-11	0-2	9-10	1	4	5	2	15	1	4	0	1	39
01	Ricky Council IV	g	6-19	0-3	7-11	1	2	3	3	19	4	3	0	2	41
04	Davonte Davis	g	1-4	0-2	0-0	1	1	2	0	2	1	1	0	0	17
02	Trevon Brazile		6-14	3-8	5-8	0	9	9	3	20	0	1	0	2	40
11	Jalen Graham		0-0	0-0	0-0	0	0	0	0	0	0	0	0	0	2
12	Barry Dunning Jr.		0-0	0-0	0-0	0	0	0	1	0	0	1	0	1	8
20	Kamani Johnson		2-2	0-0	3-5	4	3	7	3	7	0	1	0	2	19
22	Makhi Mitchell		3-3	0-0	0-0	0	3	3	3	6	0	1	2	0	14
	Team					0	3	3			3				
Totals		24-60	3-17	27-38	10	30	40	20	78	8	16	3	9	225	

FG % 1st Half: 9-22 40.9% 2nd half: 11-29 37.9% OT: 4-9 44.4% Game: 24-60 40.0% Deadball Rebounds 4  
 3FG % 1st Half: 0-8 0.0% 2nd half: 3-8 37.5% OT: 0-1 0.0% Game: 3-17 17.6%  
 FT % 1st Half: 8-12 66.7% 2nd half: 16-22 72.7% OT: 3-4 75.0% Game: 27-38 71.1%

#### San Diego St. 74 • 4-2

#	Player		Total		3-Ptr	Rebounds										Min
			FG-FGA	FG-FGA	FT-FTA	Off	Def	Tot	PF	TP	A	TO	Blk	Stl		
00	Keshad Johnson	f	4-6	0-1	2-3	1	6	7	5	10	1	1	1	0	36	
31	Nathan Mensah	f	1-2	0-0	0-0	1	3	4	5	2	1	2	0	1	11	
05	Lamont Butler	g	3-9	0-1	3-5	0	2	2	2	9	0	3	0	1	21	
12	Darriin Trammell	g	5-13	1-4	2-2	0	2	2	0	13	2	2	0	2	34	
20	Matt Bradley	g	9-20	1-7	4-5	0	7	7	1	23	1	1	0	3	35	
02	Adam Seiko		0-1	0-1	2-2	0	2	2	1	2	1	3	0	1	16	
03	Micah Parrish		0-4	0-4	2-2	0	1	1	2	2	1	2	0	1	29	
13	Jaedon LeDee		2-4	0-0	2-2	0	1	1	3	6	0	0	0	0	14	
33	Aguek Arop		3-3	0-0	1-2	1	2	3	4	7	1	0	1	0	29	
	Team					4	1	5			1					
Totals			27-62	2-18	18-23	7	27	34	23	74	8	15	2	9	225	

GAME 9





58

UNC Greensboro

#9/8 ARKANSAS

26

32

58

65



Dec. 6, 2022 • Fayetteville, Ark. • Bud Walton Arena

UNC Greensboro 58 • 4-6

#	Player	Total		3-Ptr		Rebounds			PF	TP	A	TO	Blk	Stl	Min
		FG-FGA	FG-FGA	FT-FTA	Off	Def	Tot								
04	Mohammed Abdulsalam	f	2-6	0-0	1-1	3	7	10	4	5	0	0	2	1	25
33	Bas Leyte	f	2-8	0-2	1-2	1	2	3	2	5	1	0	0	0	25
00	Keyshaun Langley	g	3-11	1-7	2-3	1	1	2	2	9	3	1	0	3	31
03	Kobe Langley	g	4-14	2-5	0-0	0	8	8	4	10	7	0	0	0	29
24	Dante Treacy	g	4-12	1-3	2-3	0	5	5	2	11	1	4	0	0	32
02	Mikeal Brown-Jones		1-4	0-1	1-2	0	2	2	4	3	1	2	0	1	18
11	Keondre Kennedy		1-6	1-4	0-0	0	2	2	4	3	0	2	1	0	15
12	Donovan Atwell		4-6	4-6	0-0	0	0	0	3	12	0	0	0	3	13
15	Cortez Johnson		0-0	0-0	0-0	0	0	0	0	0	0	0	0	0	1
20	Joryam Saizonou		0-0	0-0	0-0	0	1	1	1	0	0	0	0	0	6
22	Jalen Breath		0-0	0-0	0-0	0	1	1	0	0	0	0	0	0	5
Team						3	2	5							
Totals			21-67	9-28	7-11	8	31	39	26	58	13	9	3	8	200
FG % 1st Half: 9-31 29.0% 2nd half: 12-36 33.3% Game: 21-67 31.3% Deadball															
3FG % 1st Half: 4-15 26.7% 2nd half: 5-13 38.5% Game: 9-28 32.1% Rebounds															
FT % 1st Half: 4-7 57.1% 2nd half: 3-4 75.0% Game: 7-11 63.6% 2															

Arkansas 65 • 8-1

#	Player		Total		3-Ptr		Rebounds			PF	TP	A TO Blk Stl				Min
			FG-FGA	FG-FGA	FT-FTA	Off	Def	Tot								
13	Jordan Walsh	f	0-2	0-2	0-0	0	0	0	1	0	1	1	0	0	8	
15	Makhi Mitchell	f	4-5	0-0	5-7	0	14	14	2	13	1	0	4	2	32	
00	Anthony Black	g	4-8	2-4	1-3	1	4	5	3	11	2	1	1	0	33	
01	Ricky Council IV	g	1-7	0-3	6-6	0	3	3	3	8	2	3	0	0	37	
03	Nick Smith Jr.	g	6-14	1-5	9-11	0	4	4	1	22	3	2	1	1	39	
02	Trevon Brazile		0-3	0-1	0-0	1	1	2	0	0	0	1	2	0	9	
04	Davonte Davis		3-13	0-3	4-4	1	9	10	4	10	0	3	0	3	29	
11	Jalen Graham		0-1	0-0	0-0	1	0	1	0	0	0	1	0	0	3	
20	Kamani Johnson		0-1	0-0	1-2	1	4	5	0	1	0	0	1	0	9	
23	Derrian Ford		0-0	0-0	0-0	0	0	0	0	0	0	0	0	0	1	
Team						3	0	3								
Totals				18-54	3-18	26-33	8	39	47	14	65	9	12	9	6	200
FG % 1st Half: 9-30			30.0%	2nd half: 9-24	37.5%	Game: 18-54		33.3%	Deadball							
3FG % 1st Half: 0-8			0.0%	2nd half: 3-10	30.0%	Game: 3-18		16.7%	Rebounds							
FT % 1st Half: 3-6			50.0%	2nd half: 23-27	85.2%	Game: 26-33		78.8%	4,1							

Officials: Robert Felder,Rob Rorke,Tony Greene  
Technical fouls: UNC Greensboro-None. Arkansas-None.  
Attendance: 19200

Score by periods	1st	2nd	Total
UNC Greensboro	26	32	58
Arkansas	21	44	65

Last FG - UNCG 2nd-00:21, ARK 2nd-01:29.  
Largest lead - UNCG by 12 1st-04:54, ARK by 7 2nd-01:29.  
UNCG led for 29:06. ARK led for 07:47. Game was tied for 03:07.

	In	Off	2nd	Fast	Bench
Points	Paint	T/O	Chance	Break	
UNCG	24	9	3	6	18
ARK	28	6	3	8	11

Score tied - 4 times.  
Lead changed - 11 times.

GAME 10





78

#-RV Oklahoma

#9/9 ARKANSAS

40

38

78

88



Dec. 10, 2022 • Tulsa, Okla. • BOK Center

Oklahoma 78 • 7-3

#	Player		Total		3-Ptr		Rebounds			PF	TP	A TO Blk Stl			Min	
			FG-FTA	FG-FGA	FT-FTA	Off	Def	Tot								
01	Jalen Hill	f	4-6	0-1	3-4	2	3	5	1	11	1	2	0	0	28	
35	Tanner Groves	f	2-5	2-4	0-0	1	3	4	5	6	1	2	0	1	21	
12	Milos Uzan	g	7-11	1-2	0-1	0	2	2	4	15	5	1	0	0	34	
25	Grant Sherfield	g	8-14	3-6	4-4	1	1	2	2	23	3	4	0	3	34	
34	Jacob Groves	g	3-4	1-1	0-0	0	2	2	0	7	1	1	0	0	24	
04	Joe Bamisile		4-7	0-1	0-0	0	5	5	2	8	1	2	1	0	19	
10	Sam Godwin		3-4	0-0	0-0	1	0	1	2	6	1	1	0	0	16	
14	Bijan Cortes		1-5	0-0	0-0	0	1	1	1	2	2	2	0	1	22	
22	CJ Noland		0-0	0-0	0-0	0	0	0	0	0	0	0	0	0	2	
Team						2	3	5								
Totals				32-56	7-15	7-9	7	20	27	17	78	15	15	1	5	200
FG % 1st Half: 18-29			62.1%	2nd half: 14-27	51.9%	Game: 32-56			57.1%	Deadball						
3FG % 1st Half: 4-8			50.0%	2nd half: 3-7	42.9%	Game: 7-15			46.7%	Rebounds						
FT % 1st Half: 0-0			0.0%	2nd half: 7-9	77.8%	Game: 7-9			77.8%	1						

Arkansas 88 • 9-1

#	Player		Total		3-Ptr		Rebounds			PF	TP	A TO Blk Stl				Min
			FG-FGA	FG-FGA	FT-FTA	Off	Def	Tot								
13	Jordan Walsh	f	5-9	2-5	0-0	2	1	3	0	12	1	0	1	2	31	
15	Makhi Mitchell	f	5-8	0-0	0-0	0	6	6	2	10	4	0	2	1	22	
00	Anthony Black	g	4-4	0-0	0-0	1	3	4	1	8	5	5	1	2	35	
01	Ricky Council IV	g	10-15	1-2	5-7	0	2	2	1	26	5	1	0	1	40	
03	Nick Smith Jr.	g	8-16	1-5	4-4	0	2	2	3	21	1	2	0	1	30	
04	Davonte Davis		1-4	0-0	3-5	1	1	2	3	5	2	0	0	1	24	
11	Jalen Graham		0-0	0-0	1-2	1	0	1	0	1	0	1	0	1	3	
20	Kamani Johnson		2-3	0-0	1-1	3	2	5	2	5	1	0	1	1	15	
Team						0	0	0								
Totals				35-59	4-12	14-19	8	17	25	12	88	19	9	5	10	200
FG % 1st Half: 17-30			56.7%	2nd half: 18-29			62.1%	Game: 35-59			59.3%					Deadball
3FG % 1st Half: 2-7			28.6%	2nd half: 2-5			40.0%	Game: 4-12			33.3%					Rebounds
FT % 1st Half: 7-9			77.8%	2nd half: 7-10			70.0%	Game: 14-19			73.7%					1,1

Officials: Olandis Poole,Terry Oglesby,Doug Simmons  
Technical fouls: Oklahoma-None. Arkansas-None.  
Attendance: 14201

Score by periods	1st	2nd	Total
Oklahoma	40	38	78
Arkansas	43	45	88

	In	Off	2nd	Fast	Bench
Points	Paint	T/O	Chance	Break	
OU	44	8	8	12	16
ARK	58	17	11	14	11

Last FG - OU 2nd-00:03, ARK 2nd-00:04.  
Largest lead - OU by 9 1st-11:47, ARK by 16 2nd-09:19.  
OU led for 16:12. ARK led for 23:35. Game was tied for 00:13.

Score tied - 1 time.  
Lead changed - 8 times.