

2022-23 SCHEDULE / RESULTS						
ARK BARK APPROACH	DATE	DAY	OPP BARK APPROACH	OPPONENT	TV	TIME (CT) / RESULT
	10/10	11/07 Mon	--	NORTH DAKOTA STATE	SEC+	W 76 58
Fayetteville, Ark. // Bud Walton Arena - Nolan Richardson Court						
	10/10	11/11 Fri	--	FORDHAM	SEC+	W 74 48
Fayetteville, Ark. // Bud Walton Arena - Nolan Richardson Court						
	9/10	11/16 Wed	--	SOUTH DAKOTA STATE	SEC+	W 71 56
Fayetteville, Ark. // Bud Walton Arena - Nolan Richardson Court						
MAUI JIM MAUI INVITATIONAL Lahaina, Hawaii // Lahaina Civic Center						
	9/9	11/21 Mon	--	vs Louisville	ESPN2	W 80 54
	9/9	11/22 Tues	10/8	vs Creighton	ESPN	L 87 90
	9/9	11/23 Wed	17/19	vs San Diego State	ESPN2 (OT)	W 78 74
	11/11	11/28 Mon	--	TROY	SEC	W 74 61
Fayetteville, Ark. // Bud Walton Arena - Nolan Richardson Court						
	11/11	12/03 Sat	--	SAN JOSE STATE	SEC	W 99 58
Fayetteville, Ark. // Bud Walton Arena - Nolan Richardson Court						
	9/8	12/06 Tues	--	UNC GREENSBORO	SEC	W 65 58
Fayetteville, Ark. // Bud Walton Arena - Nolan Richardson Court						
CRIMSON & CARDINAL CLASSIC						
	9/8	12/10 Sat	-/RV	vs Oklahoma	ESPN2	W 88 78
Tulsa, Okla. // BOK Center						
	10/10	12/17 Sat	--	vs Bradley	--	W 76 57
North Little Rock, Ark. // Simmons Bank Arena						
	10/8	12/21 Wed	--	UNC ASHEVILLE	SEC	W 85 51
Fayetteville, Ark. // Bud Walton Arena - Nolan Richardson Court						
	12/28 Wed			at LSU *	ESPN2	7:30 pm
Baton Rouge, La. // Pete Maravich Assembly Center - Dale Brown Court						
	01/04 Wed			MISSOURI *	SEC	7:30 pm
Fayetteville, Ark. // Bud Walton Arena - Nolan Richardson Court						
	01/07 Sat			at Auburn *	SEC	7:30 pm
Auburn, Ala. // Neville Arena						
	01/11 Wed			ALABAMA *	ESPN2/U	6:00 pm
Fayetteville, Ark. // Bud Walton Arena - Nolan Richardson Court						
	01/14 Sat			at Vanderbilt *	ESPN2/U	1:00 pm
Nashville, Tenn. // Memorial Gymnasium						
	01/18 Wed			at Missouri *	SEC	8:00 pm
Columbia, Mo. // Mizzou Arena						
	01/21 Sat			OLE MISS *	ESPN2	11:00 am
Fayetteville, Ark. // Bud Walton Arena - Nolan Richardson Court						
	01/24 Tues			LSU *	ESPN2/U	6:00 pm
Fayetteville, Ark. // Bud Walton Arena - Nolan Richardson Court						
SEC-BIG 12 CHALLENGE						
	01/28 Sat			at Baylor	ESPN2/U	3 or 5 pm
Waco, Texas. // Ferrell Center						
	01/31 Tues			TEXAS A&M *	ESPN2/U	6:00 pm
Fayetteville, Ark. // Bud Walton Arena - Nolan Richardson Court						
	02/04 Sat			at South Carolina *	SEC	2:30 pm
Columbia, S.C. // Colonial Life Arena						
	02/07 Tues			at Kentucky *	ESPN/2	8:00 pm
Lexington, Ky. // Rupp Arena at Central Bank Center - Cawood's Court						
	02/11 Sat			MISSISSIPPI STATE *	ESPN2/U	5:00 pm
Fayetteville, Ark. // Bud Walton Arena - Nolan Richardson Court						
	02/15 Wed			at Texas A&M *	ESPN2/U	8:00 pm
Bryan-College Station, Texas // Reed Arena						
	02/18 Sat			FLORIDA *	ESPN/2	1:00 pm
Fayetteville, Ark. // Bud Walton Arena - Nolan Richardson Court						
	02/21 Tues			GEORGIA *	SEC	8:00 pm
Fayetteville, Ark. // Bud Walton Arena - Nolan Richardson Court						
	02/25 Sat			at Alabama *	ESPN/2	1 or 3 pm
Tuscaloosa, Ala. // Coleman Coliseum						
	02/28 Tues			at Tennessee *	ESPN2/U	8:00 pm
Knoxville, Tenn. // Thompson-Boling Arena - The Summit						
	03/04 Sat			KENTUCKY *	CBS	1:00 pm
Fayetteville, Ark. // Bud Walton Arena - Nolan Richardson Court						
SEC TOURNAMENT Nashville, Tenn. // Bridgestone Arena						
03/08-12		TBD			TBD	
NCAA 1st & 2nd ROUNDS						
03/16-19		TBD			TBD	
March 16 & 18 at: Birmingham • Des Moines • Orlando • Sacramento March 17 & 19 at: Albany • Columbus • Denver • Greensboro						
NCAA REGIONAL						
03/23-26		TBD			TBD	
March 23 & 25 at: WEST: Las Vegas • EAST: New York City March 24 & 26 at: MIDWEST: Kansas City • SOUTH: Louisville						
NCAA FINAL FOUR						
04/01-03		TBD			TBD	
Houston, Texas // NRG Stadium						
• Arkansas is playing its 100TH SEASON OF BASKETBALL IN 2022-23 and the fourth under head coach Eric Musselman.						
Arkansas' Overall Record					1,772-984 (.643)	
• Arkansas is playing its 30th season of basketball in Bud Walton Arena.						
Arkansas' Bud Walton Arena All-Time Record					413-91 (.819)	
^ Has won 16 straight overall in Bud Walton Arena.						
^ Has won 35 straight non-conference game in Bud Walton Arena.						
^ Is 239-23 (.912) vs non-conference opponents in Bud Walton Arena.						
^ Is 174-68 (.719) vs SEC opponents in Bud Walton Arena.						

Arkansas is playing its 100TH SEASON OF BASKETBALL IN 2022-23 and the fourth under head coach Eric Musselman.

Arkansas' Overall Record 1,772-984 (.643)

Arkansas is playing its 30th season of basketball in Bud Walton Arena.

Arkansas' Bud Walton Arena All-Time Record 413-91 (.819)

^ Has won 16 straight overall in Bud Walton Arena.

^ Has won 35 straight non-conference game in Bud Walton Arena.

^ Is 239-23 (.912) vs non-conference opponents in Bud Walton Arena.

^ Is 174-68 (.719) vs SEC opponents in Bud Walton Arena.



ARKANSAS RAZORBACKS

GAME 13: ARKANSAS RAZORBACKS AT LSU TIGERS

DEC. 28, 2022 • WEDNESDAY • 8:00 PM (CT) • BATON ROUGE, LA. • PETE MARAVICH ASSEMBLY CENTER (13,215)/DALE BROWN COURT

@RazorbackMBB
@EricPMusselman

@RazorbackMBB
@ericpmusselman

/RazorbackMBB

www.ArkansasRazorbacks.com



#9/7 ARKANSAS RAZORBACKS

OVERALL SEC 11-1 0-0

Eric Musselman (San Diego '87)
at UA: 84-29 (4th yr)

Collegiate: 194-63 (8th yr)

LSU TIGERS

OVERALL SEC 11-1 0-0

Matt McMahon (Appalachian State '00)
at LSU: 11-1 (1st yr)

Career: 165-68 (8th yr)

- GAME COVERAGE -

TV: ESPN2

Mike Morgan (PxP) // Jon Sunvold (Analyst)

RADIO: LEARFIELD RAZORBACK SPORTS NETWORK

Phil Brame (PxP) // Matt Zimmerman (Analyst)

Arkansas Gameday App

SATELLITE RADIO:

Sirius: 138 // XM: 190 // SXM App: App/Online Channel 961

ONLINE:

LIVE STATS: www.StatBroadcast.com

STREAMING VIDEO: Watch ESPN

Versus LSU

- This will be the 76th meeting between Arkansas and LSU and 69th since the Razorbacks joined the SEC. Arkansas leads the all-time series, 41-34, and is 37-29 versus the Tigers since joining the SEC.
- Arkansas has won three straight in the series and four of the last five.
- The Tigers lead 19-13 in games played in Baton Rouge, including 18-12 in SEC action in Baton Rouge.

LAST TIME VS LSU - ARK: 79 - LSU: 67 (3/11/22 at SEC Quarterfinal)

- The No. 15/16 Arkansas Razorbacks used a late six-point run to the end first half before opening the second half on a 13-point run to set the stage for a 79-67 victory over LSU in SEC Tournament quarterfinal in Tampa's Amalie Arena.
- Chris Lykes took over the final minute of the half - sinking four free throws and nailing a 2-pointer at the buzzer to end the half and shift all momentum to the Razorbacks.
- Arkansas used that momentum to start the second half on a 17-3 run over the first five and a half minutes to extend the lead out to 17.

LAST TIME IN BATON ROUGE - ARK: 65 - LSU: 58 (2/15/22)

- Jaylin Williams had a double-double (11 pts & 13 rebs) to lead Arkansas to a 65-58 win over #12 LSU. The Hogs out-scored the Tigers 17-2 to close the game.
- Arkansas was without head coach Eric Musselman, who had shoulder surgery on Jan. 13, and assistant coach Keith Smart filled in.
- The Razorbacks were also led by JD Notae, who had a game-high 19 points.

SEC Opener

- Arkansas opens SEC play on Wednesday at LSU.
- ^ The Razorbacks are 18-13 all-time in SEC openers.
- ^ This will be the third straight year - and the eighth time in 11 years - Arkansas has opened SEC play on the road.
- ^ Arkansas is 6-7 when opening SEC play of the road.
- ^ Arkansas lost last year's SEC opener (at Miss State) but won four straight SEC openers prior to that.
- ^ Arkansas is ranked #9/7 which is the program's best ranking heading into SEC play since being #3 for the 1994-95 SEC opener. Overall, it is the eighth time Arkansas has been ranked when opening SEC played.

Nothing But NET

- Arkansas has an NCAA NET of 10 (through Dec. 25) thanks to an 11-1 start.
- ^ This is the highest NET for Arkansas since it was instituted.
- ^ Previous highs 14 (3/15 & 4/6/21) • 20 (3/7 & 14/22) • 23 (12/16/19)
- ^ Last year at this time, Arkansas was 90 in the NCAA NET before finishing 21st.


11-1 vs 11-1

- There are four teams with a league-best record of 11-1 including Arkansas, LSU, Missouri and Mississippi State.
- Arkansas will play two of those teams - at LSU and vs Mizzou - to start SEC play.
- ^ Kentucky is the only other team that will start the season versus two SEC teams currently 11-1 - at Mizzou (Dec. 28) before hosting LSU (Jan. 3).

VS LSU:	ALL	SEC
OVERALL ... (ARK-OPP)	41-34	37-29
Home: ... (ARK-OPP)	22-8	22-8
Away: ... (ARK-OPP)	13-19	12-18
Neutral: ... (ARK-OPP)	6-7	3-3

LAST 10 MEETINGS:

DATE	RESULT	OT	H
01/12/19	L 98-88		
02/02/19	-/19 W 90-89		A
01/08/20	L 79-77		A
03/04/20	W 99-90		H
01/13/21	L 92-76		A
02/27/21	20/- W 83-75		H
03/13/21	8/- L 78-71		N (Nashville)
01/15/22	-/12 W 65-58		A
03/02/22	14/- W 77-76		H
03/11/22	15/- W 79-67		N (Tampa)

		NCAA STAT COMPARISON		LSU	
(BOLD = Leads Conf)					
79.4	52nd	Scoring Off.	70.3	160th	
61.9	40th	Scoring Def.	63.9	67th	
+17.5	14th	Scoring Margin	+9.1	99th	
.496	23rd	FG%	.463	117th	
.411	97th	FG% Def.	.421	141st	
.319	277th	3PT%	.358	99th	
4.9	336th	3PT Made/Gm	7.7	171st	
.288	38th	3PT% Def.	.287	35th	
23.2	22nd	FTA/Gm	18.8	127th	
16.8	22nd	FT Made/Gm	13.2	142nd	
.724	113th	FT%	.699	198th	
34.9	222nd	Reb./Gm	35.3	202nd	
+4.1	110th	Reb. Margin	+3.0	138th	
1.14	122nd	A/TO Ratio	1.10	139th	
14.5	125th	Assists/Gm	14.1	145th	
+6.0	8th	TO Margin	+2.1	95th	
18.8	11th	TO Forced	14.1	135th	
12.8	155th	TO/Gm	15.0	84th	
17.4	241st	Fouls/Gm	16.6	170th	
4.8	44th	Blocks/Gm	3.1	199th	
10.7	9th	Steals/Gm	8.7	54th	

THE RAZORBACKS

No.	Name	Pos.	Yr.	Ht.	Wt.	Hometown	High School / Previous School	Wing Span	Standing Reach	MAX Vertical
0	Anthony Black	G	Fr. (4)	6-7	198	Duncanville, Texas	Duncanville HS	6' 8"	8' 6"	42.5"
1	Ricky Council IV	G	Jr. (3)	6-6	205	Durham, N.C.	Southern Durham HS / Wichita State	6' 9"	8' 6"	46"
2	Trevon Brazile	<i>Trev-In "Brazil"</i> F	So. (3)	6-10	212	Springfield, Mo.	Kickapoo HS / Missouri	7' 2.5"	9' 0"	42.5"
3	Nick Smith Jr.	G	Fr. (4)	6-5	185	Jacksonville, Ark.	North Little Rock HS	6' 9"	8' 3"	40.5"
4	Davonte "Devo" Davis	G	Jr. (3)	6-4	185	Jacksonville, Ark.	Jacksonville HS	6' 7"	8' 2"	36"
5	Joseph Pinion	F	Fr. (4)	6-5	190	Morrilton, Ark.	Morrilton HS	6' 6.5"	8' 2.5"	40.5"
11	Jalen Graham	F	Sr. (2)	6-9	225	Phoenix, Ariz.	Mountain Pointe HS / Arizona State	7' 2.5"	8' 11"	36"
12	Barry Dunning Jr.	G	Fr. (4)	6-6	195	Mobile, Ala.	McGill-Toolen Catholic HS	7' 0"	8' 4.5"	47"
13	Jordan Walsh	G/F	Fr. (4)	6-7	205	Desoto, Texas	Link (Mo.) Academy	7' 2"	8' 7.5"	46"
15	Makhi Mitchell	<i>Ma-ki</i> F/C	Sr. (2)	6-9	230	Washington, D.C.	Woodrow Wilson HS / Rhode Island	7' 4"	9' 0"	38.5"
20	Kamani Johnson	F	Sr. (1)	6-7	230	Brooklyn, N.Y.	Holy Spirit (Ga.) Prep School / Little Rock	6' 9.5"	8' 10"	35"
21	Cade Arbogast	G	Jr. (3)	6-3	180	Concord, Calif.	De La Salle HS / Lane (Ore.) CC	6' 2.5"	7' 11"	31"
22	Makhel Mitchell	<i>Ma-kelle</i> F/C	Sr. (2)	6-10	240	Washington, D.C.	Woodrow Wilson HS / Rhode Island	7' 4.5"	9' 1"	34"
23	Derrian Ford	G	Fr. (4)	6-3	205	Magnolia, Ark.	Magnolia HS	6' 3.5"	8' 1.5"	40.5"
45	Lawson Blake	F	So. (3)	6-10	235	Fayetteville, Ark.	Fayetteville HS / Link Year (Mo.) Prep	6' 6.5"	8' 7"	32"

() - Number in parenthesis indicates total years of eligibility remaining including this season

Head Coach: Eric Musselman (San Diego, 1987)

Assistant Coach: Anthony Ruta (Arizona State, 2012) • *pronounced ROO-tah*

Assistant Coach: Gus Argenal (UC Davis, 2004) • *pronounced Are-GIN-nal*

Assistant Coach: Keith Smart (Indiana, 1995)

Director of Operations: Michael Musselman (San Diego, 2018)

Director of Internal Operations: Riley Hall (Arkansas, 2016)

Head Athletic Trainer: Matt Townsend (Idaho, 2017)

GAs: Jake Alburtus • Markus Black • Ty McHone • Dominic Samangy • Trey Smith • Camden Taylor • Reuben Williams

Dir. of Scouting/Assistant to Head Coach: Todd Lee (South Dakota, 1986)

Special Assistant to the Head Coach: Matt Lopez (Grand Canyon, 2018)

Recruiting Coordinator: Ronnie Brewer Jr. (Arkansas, 2015)

Asst. Dir. of Recruiting & Scouting: Blake Wetherington (Murray State, 2017)

Asst. Director for Basketball Operations: Caleb Cline (South Dakota, 2020)

Head Strength Coach: Dave Richardson (Louisiana-Monroe, 1989)



0 • Anthony BLACK
TBA (Arts & Sciences)



1 • Ricky COUNCIL IV
Recreation & Sport Mgmt



2 • Trevon BRAZILE
Communications



3 • Nick SMITH Jr.
Recreation & Sport Mgmt



4 • Davonte "Devo" DAVIS
Recreation & Sport Mgmt



5 • Joseph PINION
TBA (Arts & Sciences)



11 • Jalen GRAHAM
Sociology



12 • Barry DUNNING Jr.
TBA (Education)



13 • Jordan WALSH
TBA (Arts & Sciences)



15 • Makhi MITCHELL
Food, Nutrition & Health



20 • Kamani JOHNSON
Communications



21 • Cade ARBOGAST
Communications



22 • Makhel MITCHELL
Food, Nutrition & Health



23 • Derrian FORD
TBA (Education)



45 • Lawson BLAKE
Exercise Science



Eric MUSSELMAN
Head Coach



Gus ARGENAL
Assistant Coach



Keith SMART
Assistant Coach



Anthony RUTA
Assistant Coach



Michael MUSSELMAN
Dir. of Operations



Riley HALL
Dir. of Internal Ops



Todd LEE
Dir. of Scouting/Asst to HC



Ronnie BREWER Jr.
Recruiting Coord.



Matt LOPEZ
Special Asst to HC



Blake WETHERINGTON
Asst Dir. Scouting/Recruiting



Caleb CLINE
Asst Dir. of Ops

ABOUT ARKANSAS

Location.....Fayetteville, Ark.
Enrollment.....30,936
Founded.....1871
Colors.....Cardinal (PMS 201) and White
Nickname.....Razorbacks
Conference.....Southeastern (SEC)
System President.....Dr. Donald R. Bobbitt (Arkansas, 1980)
UA Chancellor.....Dr. Charles F. Robinson (Houston, 1987)
Vice Chancellor / AD.....Hunter Yurachek (Guilford, 1990)
Faculty Representative.....Paul Adams (LSU, 1992)
Deputy AD/MBB Admin.....Clayton Hamilton (Arkansas, 1994)
Arena (Capacity).....Bud Walton Arena (19,200)

HISTORY

First Year of Basketball.....1923-24
Seasons.....100th
Head Coaches.....13
30-Win / 20-Win Seasons.....5 / 35
13-plus Conference-Win Seasons.....16
Overall Conference Championships.....24 (2 SEC, 22 SWC)
NCAA Tournament Record / App.....48-34 (.585) / 35
NIT Record / App.....6-5 / 4
SEC Tournament Record.....29-29

Most Wins Among SEC Since Muss Arrival

- Since Eric Musselman's arrival, Arkansas leads the SEC in overall wins (84) and overall home wins (54) while ranking second in SEC home wins (21) and third in SEC regular-season only wins (33). **Totals are thru Dec. 25, 2022.**

OVERALL WINS	SEC ONLY WINS	OVERALL HOME WINS	SEC HOME WINS
ARK 84	UK 37	ARK 54	LSU 22
AUB 76	AUB 34	LSU 49	ARK 21
LSU 73	ARK 33	AUB 47	UK 21
TENN 72	BAMA 33	UK 46	AUB 21
BAMA 70	TENN 33	TENN 46	BAMA 20
UK 68	LSU 32	MS ST 43	TENN 20
MS ST 67	FLA 29	BAMA 40	MS ST 18
FLA 61	MS ST 27	OM 38	FLA 17

11-1

- Arkansas is 11-1 through 11 games. It is the 21st time to start at least 11-1 in school history.
- Coach Muss has started at least 9-1 in each of his four seasons at Arkansas, including a 12-1 start in his first year (2019-20).
- The best start in school history is 15-0 in 1928-29.
- The following are at least 11-1 starts in school history:
 - 1976-77 (26-1);
 - 1977-78 (25-1);
 - 1982-83 (24-1);
 - 1990-91 (23-1);
 - 1925-26 (22-1);
 - 1927-28 (19-1); 1928-29 (19-1);
 - 1940-41 (15-1);
 - 1924-25 (13-1); 2004-05 (13-1);
 - 1926-27 (12-1); 1992-93 (12-1); 1993-92 (12-1); 2008-09 (12-1); **2019-20 (12-1);**
 - 1923-24 (11-1); 1935-36 (11-1); 1981-82 (11-1); 19 94-95 (11-1); 2016-17 (11-1);

There is a Season: Turn, Turn, Turn ... A Time to Take

- **Arkansas Has forced 20-plus turnovers five times in 12 games this season**
 - ^ **Arkansas only accomplished that 3x in 37 gms last season • 6x in 32 gms in 2020-21 • 5x in 32 gms in 2019-20**
 - ^ **The Hogs are #8 in the NCAA in turnover margin (+6.0)**
 - ^ **The Hogs are #11 in the NCAA in turnovers forced (18.75)**
 - ^ Arkansas has forced 47 turnovers in the last two games: 27 vs Bradley (entered averaging 13.3) and 20 vs UNCA
- **In the last two games, Arkansas has out-scored opponents 69-14 in points off turnovers (37-9 vs Bradley & 32-5 vs UNCA)**
 - ^ Overall, Arkansas has outscored its opponents 282-139 (+143) on points off turnovers.
 - ^ Ironically, one of Arkansas's best games in points of turnovers was a loss to Creighton, outscoring the Blue Jays 21-3.
 - ^ Arkansas has outscored its opponents in points of turnovers in all but two games
 - UNCG led in the category 9-6 and Arkansas tied San Diego State 16-16
- **Arkansas had 16 steals versus Bradley and 15 versus UNCA.**
 - ^ **The Hogs are #9 in the NCAA in steals (10.7 avg)**
 - ^ **The 16 steals by Arkansas vs Bradley were THE MOST (tied) by any Musselman-coached college team**
 - ^ **The 15 steals by Arkansas vs UNCA tied for the THIRD-BEST total by any Musselman-coached college team**
 - ^ Arkansas produced double-digit steals seven times this season.

More Defense

- Including UNC Asheville, Arkansas has held 8 of 12 opponents below 60 points (and Troy only scored 61).
- ^ **Arkansas ranks 40th in the NCAA in scoring defense (61.9 avg.).**
- Bradley only attempted 45 shots.
 - ^ **The 3 lowest FG attempts by an opponent in the Muss era have been in the first 12 games of this year**
 - 44 by Louisville 45 by Bradley and Fordham.
- Asheville entered the game averaging 81.8 points, was 20th in the NCAA in overall FG% (.499) and 21st in 3PT% (.396). Arkansas held the Bulldogs to 51 points, 40% FG and 16.7 3PT%.

Points in the Paint; Mostly at the Rim via Dunks

- Arkansas ranks 347th out of 352 NCAA Division I teams in 3-pointers attempted (15.4 avg), 336th in 3's made (4.9 avg) and 277th in PT% (.319).
- However, Arkansas is having great success shooting the ball, mostly in the paint ... specifically at the rim.
 - ^ **Overall, Arkansas ranks 23rd in the NCAA in field goal percentage (.496).**
 - ^ Arkansas has outscored its opponents in the paint 476-332 (+144).
 - ^ Arkansas has scored 40-plus points in the paint in 8 of 12 games including four games with 50-plus points:
 - 58 vs Oklahoma • 54 vs Fordham • 52 vs San Jose State • 50 vs UNCA
 - ^ Arkansas ranks 49th in the NCAA (2nd in the SEC) in fastbreak points (14.0 ppg)
- **Arkansas has 59 dunks in 12 games (4.92 per game)**
 - including 11 versus Louisville, 8 vs UNCA, 7 vs Oklahoma and 6 vs Creighton
 - ^ Arkansas only had 103 dunks in 37 games last season (2.78 per game).
- **Arkansas has 19 alley-oops in 12 games**
 - ^ Trevon Brazile leads the way with 6 and Ricky Council IV has 4
 - ^ Anthony Black leads the team with seven assists on alley-oops.

One Glorious Game

- Arkansas played exactly one game with all 15 players available for the whole game. It was Game 8 on Dec. 3 versus San Jose State. Ironically, all 15 Razorbacks played and, by no coincidence, it was Arkansas' best game of the season.
 - ^ Nick Smith missed the first six games and played just six minutes in game seven versus Troy.
 - ^ Davonte Davis missed game seven versus Troy.
 - ^ Trevon Brazile suffered a season-ending injury in the first half of game 9 versus UNCG.
- Versus San Jose State, Arkansas won 99-58 ... its largest margin of victory this season. Also:
 - ^ Arkansas shot 62.7% (37-of-59) from the field and 61.5% (8-of-13) from 3-point range.

2023 NBA MOCK DRAFT BOARDS as of Dec. 7, 2022

Nick Smith Jr.

#3 overall • #1 college player	NBADraftRoom.com
#3 overall • #1 college player	SportingNews.com
#4 overall • #1 college player	ESPN.com
#4 overall • #1 college player	NBCsports.com
#4 overall • #1 college player	BleacherReport.com
#5 overall • #2 college player	TankAthon.com
#5 overall • #3 college player	NBADraft.net
#6 overall • #2 college player	Yahoo.com
#6 overall • #2 college player	Babcock Hoops
#6 overall • #3 college player	SI.com

Anthony Black

#3 overall • #1 college player	NBADraft.net
#4 overall • #3 college player	NBADraftRoom.com
#6 overall • #3 college player	BleacherReport.com
#8 overall • #4 college player	Yahoo.com
#11 overall • #7 college player	ESPN.com
#12 overall • #8 college player	TankAthon.com
#13 overall • #9 college player	SI.com
#15 overall • #11 college player	SportingNews.com
#15 overall • #11 college player	Babcock Hoops
#17 overall • #13 college player	NBCsports.com

Jordan Walsh

#22 overall • #17 college player	SI.com
#23 overall • #17 college player	NBADraft.net
#24 overall • #19 college player	NBADraftRoom.com
#41 overall • #29 college player	ESPN.com
#29 overall • #22 college player	SportingNews.com
#39 overall • #31 college player	BleacherReport.com

Trevon Brazile

#24 overall • #18 college player	NBADraft.net
#32 overall • #26 college player	Babcock Hoops
#34 overall • #26 college player	BleacherReport.com
#50 overall • #38 college player	ESPN.com

Ricky Council IV

#21 overall • #15 college player	NBADraft.net
#28 overall • #22 college player	NBADraftRoom.com
#34 overall • #22 college player	ESPN.com
#48 overall • #39 college player	NBADraft.net
#44 overall • #34 college player	BleacherReport.com



IN-SEASON HONORS

ANTHONY BLACK

- CBS Sports/USBWA National Freshman of the Week (11/22)
- SEC co-Freshman of the Week (11/28)

RICKY COUNCIL IV

- SEC Player of the Week (12/5)

NICK SMITH JR.

- CBS Sports/USBWA National Freshman of the Week (12/13)
- Dick Vitale Star of the Week - Diaper Dandy (12/12)
- SEC co-Freshman of the Week (12/12)

2022-23 MISCELLANEOUS STATS

DOUBLE-FIGURE SCORING GAMES

Player	18-19	19-20	20-21	21-22	22-23	Career
Black					8	8
Brazile				4	5	9
Council IV			5	17	11	33
Davis			14	14	3	31
Dunning Jr.					0	0
Graham		1	9	15	3	28
Johnson	5	15	RS	1	0	21
Kel Mitchell		0	13	18	1	22
Khi Mitchell		1	1	19	3	25
Pinion					1	1
Smith Jr.					3	3
Walsh					4	4

20+ POINT SCORING GAMES

Player	18-19	19-20	20-21	21-22	22-23	Career
Black					2	2
Brazile				0	3	3
Davis				1	1	2
Council IV			1	3	4	8
Graham		0	0	0	0	0
Johnson	0	3	RS	0	0	3
Kel Mitchell		0	1	2	0	3
Khi Mitchell		0	0	0	0	0
Smith Jr.					2	2
Walsh					0	0

30+/40+ POINT SCORING GAMES

Player	18-19	19-20	20-21	21-22	22-23	Career
Council IV			0/0	1/0	-	1 / 0
Johnson	0/0	2/0	RS	0/0	-	2 / 0

3+ THREE-POINTERS IN A GAME

Player	18-19	19-20	20-21	21-22	22-23	Career
Black					1	1
Brazile				0	3	3
Council IV			0	3	1	4
Davis			1	1	0	2
Pinion					0	0
Smith Jr.					1	1

DOUBLE FIGURE REBOUNDING GAMES

Player	18-19	19-20	20-21	21-22	22-23	Career
Black					0	0
Brazile				1	2	3
Council IV			0	2	0	2
Davis			0	0	1	1
Graham		0	3	1	0	4
Johnson	1	6	RS	0	0	7
Kel Mitchell		0	1	2	0	3
Khi Mitchell		0	0	0	0	0

DOUBLE FIGURE ASSISTS GAMES

Player	18-19	19-20	20-21	21-22	22-23	Career
Black					0	0
Davis		0	0	0	0	0

DOUBLE-DOUBLES

Player	18-19	19-20	20-21	21-22	22-23	Career
Black					0	0
Brazile					2	2
Council IV			0	2	0	2
Davis			0	0	1	1
Graham		0	3	1	0	4
Johnson	0	4	RS	0	0	4
Kel Mitchell		0	2	1	0	3
Khi Mitchell		0	1	7	0	8

TRIPLE-DOUBLES

Player	18-19	19-20	20-21	21-22	22-23	Career
--						

5+ ASSIST GAMES

Player	18-19	19-20	20-21	21-22	22-23	Career
Black					5	5
Council IV			0	1	2	3
Davis			2	6	2	10
Graham		0	0	2	0	2
Johnson	0	3	RS	0	0	3
Kel Mitchell		0	0	1	0	2
Khi Mitchell		0	0	2	0	2
Smith Jr.					1	1
Walsh					0	0

3+ STEALS IN A GAME

Player	18-19	19-20	20-21	21-22	22-23	Career
Black					2	2
Council IV			0	5	2	7
Davis			2	3	2	7
Graham		1	0	2	0	3
Johnson	1	0	RS	0	1	2
Kel Mitchell		0	0	1	0	1
Khi Mitchell		0	0	2	3	5
Smith Jr.					-	-
Walsh					2	2

3+ BLOCKS IN A GAME

Player	18-19	19-20	20-21	21-22	22-23	Career
Black					0	0
Brazile				5	1	6
Graham		2	4	2	0	8
Johnson	0	0	RS	1	0	1
Kel Mitchell		1	6	11	1	19
Khi Mitchell		0	0	6	1	7

^ It was the best overall FG% shooting night by an Eric Musselman collegiate team. The previous best was his Nevada squad making 61.5% (40-of-65) versus UMass on Nov. 23, 2018.

• (HogStats.com) It was only the third game in history that Arkansas has shot at least 60% from 2-point range, 60% from 3 (min. 5 attempts) and 80% from the free throw line (min. 15 atts):

^ 12/02/22 vs San Jose (63.0 / 61.5 / 81.0) • 1/4/1992 vs Auburn (60.0 / 62.5 / 82.1) • 1/21/1991 vs Florida St (63.0 / 62.5 / 84.0)

• It was the best 3-point shooting percentage night by a Eric Musselman collegiate team (with at least 10 attempts). ^ His best night was making 6-of-10 (60%) versus Morehead State on Mar. 30, 2016.

^ The previous best by an Arkansas team under Muss was 57.1% versus Georgia (Jan. 9, 2021). NOTE, Arkansas made 6-of-9 (66.7%) in a win over TCU on Jan. 25, 2020.

• Arkansas had a season-high 22 assists.

Smith Out Indefinitely

• For the second time this season, preseason All-American Nick Smith is on the sidelines for right knee management.

^ Smith missed the first six games and played six minutes in game seven of the season.

^ Smith was named National and SEC Freshman of the Week for his starts in Games 8 and 9 (Oklahoma and UNCG).

^ Started Game 10 versus Bradley but only played the first half.

^ Did not play game 11 versus UNCA.

Brazile Out for the Season; Surgery Set for Dec. 29

• Arkansas sophomore forward Trevon Brazile will miss the remainder of the season after injuring his right knee in the first half of the UNC Greensboro game on Dec. 6. Brazile tore his anterior cruciate ligament (ACL) and will have surgery Dec. 29.

• The Springfield, Mo., native entered the UNCG game as Arkansas' leader in rebounds and blocked shots while ranking third on the team in scoring and free throws attempted. He was the Hogs' first player off the bench in all nine games but ranked fourth in minutes played (29.3 avg.).

• Brazile played just nine minutes with no points, two rebounds and two blocked shots before exiting the UNCG game. For the season, he is averaging 11.8 points, 6.0 rebounds and 1.2 blocked shots.

• Brazile was having a breakout season in his first year at Arkansas after spending his freshman campaign at Missouri. He recorded his first two career double-doubles and posted a career high in points (23), his first three career 20-point games and a career high 12 rebounds.

• As a comparison, AT ARK (9 gms): 106 points - making 37 FG with 11 3's Averaged 6.0 rebounds
AT MIZ (24 gms): 151 points - making 57 FG with 10 3's Averaged 5.0 rebounds

Closing out Games

• SAN DIEGO STATE: Arkansas was down eight, 61-53, with 5:32 to play in regulation.

^ The Hogs went a 10-2 run to tie the game with 1:26 left.

^ Arkansas was down four (67-63) with 17 seconds left before tying the game with Kamani Johnson's basket at the buzzer.

• TROY: Arkansas was only up three, 58-55, with 6:53 left before closing the game on a 19-3 run, including a 17-0 run.

^ Troy's only basket down the stretch was a 3-pointer with 55 seconds left.

^ Ricky Council scored 11 during the 17-0 run and 13 during the 19-3 spurt to close the game.

• SAN JOSE STATE: Arkansas was only up three, 44-41, with 17:27 left before closing the game on a 55-17 run.

^ Arkansas had an initial 26-7 run to lead 70-48 with 10:20 left.

^ After a San Jose basket at 9:44, Arkansas went on a 22-6 run to lead 92-56 with 2:41 left.

^ San Jose State's last field goal came at 5:05 - a 3-pointer - and its last points came with 1:52 left with two free throws.

• UNC GREENSBORO: Arkansas was down three (49-46) with 5:51 left before going on a 13-3 run to lead by seven with 1:29 left.

^ Arkansas was down 12 late in the first half and five at the break.

^ Overall, Arkansas closed the game with a 19-9 run over the final 5:51.

ARK IN THE LAST 10 MINUTES DURING CURRENT SEVEN-GAME WIN STREAK

• ARK: 164 pts (23.4 avg) 50-of-97 FG (51%) 6-of-14 3PT (42%) 58-of-76 FT 21 assists / 18 TO / 13 BLKS / 16 steals
OPP: 114 pts (16.3 avg) 38-of-110 FG (34%) 13-of-49 3PT (26%) 25-of-33 FT 18 assists / 26 TO / 7 BLKS / 10 steals

OVERALL, ARKANSAS First Half vs Second Half

• Arkansas ranks 308th in the NCAA in offensive efficiency in the first half.

• Arkansas ranks 2nd in the NCAA in offensive efficiency in the second half.

• Arkansas also turns up the defensive pressure in the second half.

FOR THE SEASON, ARKANSAS FIRST HALF VS SECOND HALF (including OT)

	POINTS (AVG)	FG%	3PT%	FT%	REB (AVG)	ASSISTS	TO	BLKS	STEALS
ARK 1st Half:	419 (34.9)	46% (162-352)	24% (23-93)	65% (72-110)	210 (17.5)	78	88	29	64
OPP 1st Half	362 (30.2)	42% (137-320)	31% (35-111)	63% (53-83)	193 (16.1)	60	116	13	45
ARK 2nd Half:	523 (43.6)	53% (180-337)	39% (36-91)	77% (127-165)	203 (16.9)	96	65	29	62
OPP 2nd Half	374 (31.2)	39% (127-320)	25% (26-101)	72% (94-130)	174 (14.5)	54	107	12	26
		ARK DIFFERENTIAL		+18		-23			

Just a Minute ... or 20 ... or 40

• Arkansas has the two of the top five players among the SEC in minutes played.

^ Ricky Council IV 1st - 35.30

^ Anthony Black 5th - 33.33

• Ricky Council played all 40 minutes versus Creighton and, the next day, 41:03 in the overtime win over San Diego State, including all 20 minutes of the second half and all 5 in OT.

• GAMES A RAZORBACK PLAYED ALL 40 MINUTES IN REGULATION

^ Ricky Council IV 2 Creighton; Oklahoma

^ Anthony Black 1 Troy

• GAMES A RAZORBACK PLAYED ALL 20 MINUTES IN A HALF

^ Ricky Council IV 10 Fordham (1st) • Louisville (1st) • Creighton (1st & 2nd) • San Diego St. (2nd, plus 5 in OT) • Troy (2nd) UNCG (2nd) • Oklahoma (1st & 2nd) • UNCA (1st)

^ Anthony Black 5 Creighton (2nd) • San Diego St. (2nd, plus 5 in OT) • Troy (1st & 2nd) • UNCG (2nd)

^ Jordan Walsh 2 Creighton (2nd) • San Diego St. (2nd, plus 5 in OT)

^ Devo Davis 2 ND State (2nd) • UNCA (1st)

^ Nick Smith Jr. 1 UNCG (1)

^ Trevon Brazile 1 San Diego St. (2nd, plus 5 in OT)

Emptying the Bench

- On the flip side, Arkansas has played every player available in a game five times this season including:
 - Fordham (14 players), South Dakota State (14), San Jose State (15), Bradley (14), UNCA (13).

Fourth is Everything but Fourth

- Ricky Council IV was the only Razorback to score in double figures in each of the first eight games before scoring just eight in game 9 versus UNCG. **HOWEVER**, he has scored in double figures in 11 of his first 12 and....
 - 1st IN THE SEC** in minutes played (35:18)
 - 2nd IN THE SEC** in field goals made (80).
 - 3rd IN THE SEC** in scoring (18.3 ppg)
 - 5th in the SEC** in FT% (.814)
 - 5th in the SEC** in FG% (.516)
- In addition to his scoring prowess, Council tied his **career high with four steals** versus Louisville.
 - He has a steal in 11-of-12 games and ranks 14th in the SEC in thefts (1.67 avg.).**
- For the first time his career, has seen action as the point guard** and is second on the team with 33 assists.
 - Had a **career-high seven assists** in the Fordham win. **Amazingly, his first six assists went to six different players** (Davis, Khi Mitchell, Black, Walsh, Brazile and Graham)

Council Named SEC Player of the Week (Dec. 5)

- Ricky Council IV was named the SEC Player of the Week (Dec. 5) after averaging 22.0 points, 3.0 rebounds, and 2.0 steals in wins over Troy and San Jose State.
- He scored 19 of his 27 points, including 13 of the Hogs' final 19 points in a 19-3 run, in the second half against Troy as Arkansas erased a two-point halftime deficit.
- He only missed one shot attempt (5-of-6 FG and 6-of-6 FT) in a 17-point effort against San Jose State. Scored 10 points in a 23-7 run. He added three steals.

Black in the Rankings

- Anthony Black is a stat sheet stuffer.
 - Leads the team in assists (44), steals (22), 3's made (13) and rebounds (59 - tied with Makhi Mitchell)
 - 2nd on the team in scoring (12.6), free throws made (38)
 - 3rd on the team in blocked shots (7)
- In the SEC:**
 - 5th in minutes (33.33) • 10th in assists (3.67) • 10th in steals (1.83) • 15th in assist/TO ratio (1.29) • 17th in scoring (12.58)

Black Breaks Out; Named SEC/NATIONAL Frosh of the Week

- Anthony Black had was named to the MAUI INVITATIONAL ALL-TOURNAMENT team after **leading all scorers at 22.3 ppg.**
 - Black was additionally tabbed the SEC co-Freshman of the Week for his play at Maui while being selected the CBS Sports/USBWA National Freshman of the Week (Nov. 22) for his early-season play through Louisville at Maui.**
 - GMS 1-3: 18 points (6.0 ppg) • 10 rebs • 8 assists 6-18 FG • 2-8 3PT • 4-6 FT
 - GMS 4-6: 67 points (22.3 ppg) • 14 rebs • 13 assists 22-40 FG • 4-10 3PT • 19-22 FT
 - Vs. Louisville: Scored a game-high (and career-high) 26 points with six assists. He was 9-of-11 overall (3-5 3PT) and 5-of-5 from the line.
 - Vs. Creighton: Also scored a game-high 26 points (10-of-18) with six rebounds and six assists.
 - Vs. San Diego State: Was just 3-of-11 from the field but scored 15 points, with season highs in FT (9 and FTA (10).
- Black continued his strong play versus Troy, playing all 40 minutes with 14 points, eight rebounds, three assists and two steals.

Playing Like Jordan

- Jordan Walsh was up-and-down through the first nine games. However, the last three games, Walsh is playing like the consensus five-star recruit and Julius Erving Award Watch List player Arkansas fans were hoping for.
- Walsh has come out of his shell since Trevon Brazile's season-ending injury versus UNC Greensboro.
 - He is averaging 11.3 pts and 3.3 rebs while shooting 72% FG (13-18) - 50% 3PT (3-6) with 8 steals and one turnover.
 - Versus Oklahoma: tied a then season-high with 12 points (5-of-9 FG; 2-of-5 3PT) with three rebounds and two steals ... Led the team at +11 (31:19 played)
 - Versus Bradley: Was the star of the game with a game and career-high 18 points (7-7 FG • 1-1 3PT) with a career-high four steals ... Scored seven points in an 11-0 run, including back-to-back fastbreak dunks and a 3-pointer ... Scored 16 of his 18 in the first half.
 - Versus UNCA Asheville, he only scored four points but his defense was stellar, helping hold Drew Pember to 1-of-7 FG.

Khi Five

- Makhi Mitchell is starting to establish himself on both ends of the court. After scoring a combined four points in 19 minutes versus Creighton and San Diego State in Maui, **Mitchell has been solid the last six games.**
 - 10.0 ppg • 6.2 rpg with 10 assists, 5 TO, 13 BLOCKED SHOTS and 9 steals - 705 FG (26-37)**
- He nearly single-handedly kept Arkansas in the game in the first half versus Troy.
 - Arkansas trailed by two (33-31) at halftime thanks Khi Mitchell's 10 points (5-of-6 FG) and nine rebounds.
 - In the second half, he scored four points and blocked three shots.
- Versus UNCG, Mitchell recorded his **first double-double as a Razorback** with 13 points and **14 rebounds** (seven each half)
 - added four blocked shots and two steals.
- Versus Oklahoma, Mitchell scored 10 points with a game-high six rebounds with two blocked shots and a steal.
 - added a season-best four assists

Smith Gave Hogs 3 Straight SEC Honors and 2-out-of-3 National Frosh Honor

- Nick Smith Jr., was named the SEC co-Freshman of the Week (Dec. 12) in leading the Razorbacks to wins over UNC Greensboro and Oklahoma.
- Arkansas has earned an SEC weekly honor in three straight weeks.**
 - Anthony Black was the SEC co-Freshman of the Week (Nov. 28) for his play in Maui.
 - Ricky Council IV was the SEC Player of the Week (Dec. 5) in leading Arkansas to wins over Troy and San Jose State.
 - Nick Smith Jr., was the SEC co-Freshman of the Week (Dec. 12) for wins versus UNCG and Oklahoma.
- Smith was also named the CBS Sports/USBWA National Freshman of the Week. The honor has been bestowed three times and Arkansas has earned two.**

2022-23 MISCELLANEOUS STATS

RECORD BREAKDOWN

At Bud Walton Arena	2022-23: 7-0	Muss Era: 54-6
On The Road	2022-23: 0-0	Muss Era: 14-16
Neutral Site	2022-23: 4-1	Muss Era: 16-7
White "Razorback" Uni	2022-23: 2-0	Muss Era: 19-0
White "94 "Razorback" Uni	2022-23: 3-0	Muss Era: 23-6
White "Hog" Uni	2022-23: 3-0	Muss Era: 16-3
White "Arkansas" Uni	2022-23: 1-1	Muss Era: 7-1
Cardinal "Arkansas" Uni	2022-23: 0-0	Muss Era: 10-14
Cardinal "Hog" Uni	2022-23: 0-0	Muss Era: 1-3
Cardinal Camo "Arkansas" Uni	2022-23: 1-0 *	Muss Era: 3-0 ^
Cardinal "Hog" Uni	2022-23: 0-0	Muss Era: 3-1 +
Cardinal "Arkansas Razorbacks" Uni	2022-23: 1-0	Muss Era: 1-0
Anthracite Uni	2022-23: 0-0	Muss Era: 1-1
^ - wore cardinal at home vs Fordham '22 - + - wore cardinal at home vs Tenn '21		

GENERAL

When ARK controls tip	2022-23: 8-1	Muss Era: 56-15
When OPP controls tip	2022-23: 3-0	Muss Era: 28-14
When ARK scores first	2022-23: 6-0	Muss Era: 49-11
When OPP scores first	2022-23: 6-1	Muss Era: 35-18

LEADS AND DEFICITS

Leading at the half	2022-23: 8-0	Muss Era: 62-3
2022-23: home: 6-0 road: 0-0 neutral: 2-0		
Trailing at the half	2022-23: 3-1	Muss Era: 18-26
2022-23: home: 1-0 road: 0-0 neutral: 1-1		
Tied at the half	2022-23: 0-0	Muss Era: 2-0
2022-23: home: 0-0 road: 0-0 neutral: 0-0		

'22-23 W/ 5:00 left	Leading: 9-0 Trailing: 2-1 Tied: 0-0
• Muss Era	Leading: 74-3 Trailing: 8-25 Tied: 2-1
'22-23 W/ 2:00 left	Leading: 10-0 Trailing: 1-0 Tied: 0-1
• Muss Era	Leading: 75-5 Trailing: 7-21 Tied: 1-3

GMS decided by 1-to-5 pts	2022-23: 1-1	Muss Era: 16-12
GMS decided by 6-to-10 pts	2022-23: 2-0	Muss Era: 20-9
GMS decided by 11+ pts	2022-23: 8-0	Muss Era: 48-8
Overtime games	2022-23: 1-0	Muss Era: 5-3

OFFENSE

Scoring less than 70 points	2022-23: 1-0	Muss Era: 15-11
Scoring 70-79 points	2022-23: 6-0	Muss Era: 33-14
Scoring 80-89 points	2022-23: 3-1	Muss Era: 22-4
Scoring 90-99 points	2022-23: 1-0	Muss Era: 11-0
Scoring 100+ points	2022-23: 0-0	Muss Era: 3-0
1-2 Hogs in Double Figures	2022-23: 0-0	Muss Era: 4-7
3 Hogs in Double Figures	2022-23: 5-1	Muss Era: 32-17
4 Hogs in Double Figures	2022-23: 6-0	Muss Era: 35-3
5-7 Hogs in Double Figures	2022-23: 0-0	Muss Era: 21-2
8+ Hogs in Double Figures	2022-23: 0-0	Muss Era: 1-0
At least 1 Hog Scores 20+	2022-23: 7-1	Muss Era: 41-14
2+ Hogs Score 20+	2022-23: 2-1	Muss Era: 17-8
FG% (Muss Era)	50%+: 5-0 (22-1) 49.9-40%: 5-1 (49-19) <40%: 1-0 (12-9)	
3FG% (Muss Era)	40%+: 2-1 (18-4) 39.9-30%: 5-0 (29-11) <30%: 4-0 (37-14)	

REBOUNDING/TURNOVERS

Out-rebounding opponent	2022-23: 9-0	Muss Era: 49-6
Out-rebounded by opp.	2022-23: 2-1	Muss Era: 30-23
Rebounds are even	2022-23: 0-0	Muss Era: 4-1
Grabbing 10+ off reb	2022-23: 4-1	Muss Era: 44-15
Forcing 15+ turnovers	2022-23: 9-1	Muss Era: 47-17
Committing less than 15 TO	2022-23: 7-1	Muss Era: 62-13

BY MONTH

In November	2022-23: 6-1	Muss Era: 21-1
In December	2022-23: 5-0	Muss Era: 20-4
In January	2022-23: 0-0	Muss Era: 15-9
In February	2022-23: 0-0	Muss Era: 16-7
In March	2022-23: 0-0	Muss Era: 12-6
In April	2022-23: 0-0	Muss Era: 0-0

LED HIS TEAM IN SCORING (INCLUDES TIES)

Player	18-19	19-20	20-21	21-22	22-23	Career
Black					2	2
Brazile				0	2	2
Council IV			3	10	5	18
Davis			3	1	0	4
Graham	0	0	0	3	1	4
Johnson	0	5	RS	0	0	5
Kel Mitchell	0	2	11	0	0	13
Khi Mitchell	0	0	4	0	4	4
Smith				1	1	1
Walsh				1	1	1

LED HIS TEAM IN REBOUNDING (INCLUDES TIES)

Player	18-19	19-20	20-21	21-22	22-23	Career
Black					1	1
Brazile				7	5	12
Council IV			4	3	0	7
Davis			2	0	0	2
Graham	0	6	8	1	15	15
Johnson	2	8	RS	2	1	13
Kel Mitchell	0	5	8	1	14	14
Khi Mitchell	0	2	15	4	21	21

2022-23 MEDIA PRESEASON ALL-SEC / POLL

First Team All-SEC

NICK SMITH, JR. - ARKANSAS

Colin Castleton - Florida
Oscar Tshiebwe - Kentucky
Sahvir Wheeler - Kentucky
Santiago Vescovi - Tennessee

Second Team All-SEC

Brandon Miller - Alabama
Jahvon Quinerly - Alabama
KJ Williams - LSU
Josiah Jordan-James - Tennessee
Zakai Zeigler - Tennessee

SEC Player of the Year

Oscar Tshiebwe - Kentucky

PRESEASON POLL

- Kentucky
- Arkansas**
- Tennessee
- Auburn
- Alabama
- Texas A&M
- Florida
- LSU
- Ole Miss
- Mississippi State
- Missouri
- Vanderbilt
- Georgia
- South Carolina

2022-23 COACHES PRESEASON ALL-SEC

First Team All-SEC

Jahvon Quinerly - Alabama NICK SMITH, JR. - ARKANSAS

Colin Castleton - Florida
Oscar Tshiebwe - Kentucky
Sahvir Wheeler - Kentucky
Tolu Smith - Mississippi State
Kobe Brown - Missouri
Santiago Vescovi - Tennessee
Zakai Zeigler - Tennessee

Second Team All-SEC

Brandon Miller - Alabama
Wendell Green Jr. - Auburn
K.D. Johnson - Auburn
Kario Oquendo - Georgia
KJ Williams - LSU
Matthew Murrell - Ole Miss
Josiah-Jordan James - Tennessee
Henry Coleman III - Texas A&M

- ^ Anthony Black earned the honor for his play through the season's first four games (Nov. 22).
- ^ Nick Smith Jr., earned the honor for his play in his first three starts (Dec. 13).

Smith Honored in First Full Week Playing

- Nick Smith Jr., missed the first six games and played six minutes (0-of-2 FG) in game seven. However, he has started the last three games and is averaging an impressive 21.5 ppg in those games.
- Named CBS Sports/USBWA National Freshman of the Week (Dec. 13)
- Named to Dick Vitale's Stars of the Week as his "Diaper Dandy" (Dec. 12)
- Named SEC co-Freshman of the Week (Dec. 12)
- Smith's honors came after he averaged 21.5 points in leading Arkansas to wins over UNC Greensboro and Oklahoma.
- ^ **Versus UNC Greensboro**, Smith scored 22 of the team's 65 points. After being down five at the break, Smith scored eight of the Hogs' first 10 points in the second half. Later, with clinging to a four-point lead with a minute and a half left, Smith had a steal, went coast-to-coast and converted an old-fashion 3-point play to help secure the win. He played all 20 minutes of the second half and scored 16 of his 22 points in the period.
- ^ **Versus Oklahoma**, Smith scored 21 points, including 11 in the second half as Arkansas outscored the Sooners 45-38. All 11 of his second-half points came in a 26-15 run as the Hogs went from up five to up 14.

Getting to The Charity Stripe, A Muss Must

- Arkansas **LED THE NCAA** by making 633 free throws and attempting 833 in 2021-22.
- When getting to the line last season, Arkansas **LED THE SEC** (32nd in the NCAA) in free throw percentage at 76.0%.
- In general, Eric Musselman's collegiate teams do a great job getting to the free throw line. In fact, his teams have either ranked 1st or 2nd in their respective leagues and among the NCAA top 25 in each of his first seven years.
- HOWEVER, Arkansas has not gotten to line at the same rate to start 2022-23.**
- ^ **The Razorbacks are improving and have moved to 22nd in the NCAA in both FT Attempts/gm (23.2) and FT Made/game (16.8)**
- ^ **Arkansas made a season-high 81% (17-of-21) vs San Jose State then made a season-high 26 FT vs UNCG**
- **Arkansas also made 26 FT versus UNCG and 22 vs Bradley**

- Below are Musselman's teams' ranking in the **NCAA (first)** and in their respective **leagues (second)** in the categories:

	'15-16	'16-17	'17-18	'18-19	'19-20	'20-21	'21-22	'22-23
FT Attempts	2 / 1	13 / 1	16 / 2	16 / 1	8 / 2	5 / 1	1 / 1	22 / 3
FT Made	1 / 1	24 / 2	9 / 2	17 / 1	3 / 1	2 / 1	1 / 1	22 / 3

INDIVIDUALLY

- 2016-17 Jordan Caroline: 10th in NCAA in FT Att (251)
- 2017-18 Jordan Caroline: 8th in NCAA in FT Att (251)
- 2019-20 **Mason Jones led the NCAA in free throws made (233) and attempted (282)**
- 2020-21 **Moses Moody ranked 2nd in the NCAA in free throws made (151) and attempted (186)**
- 2021-22 Four Razorbacks ranked among the SEC top 15 in free throws made

Wing Span; Blocks Improving

- Helping the Razorbacks case for being elite rim protectors.....
- Last Year: Arkansas had three players with wing spans over seven feet.
- ^ Team wing span average last year was 6-6
- THIS YEAR: Arkansas has six players with wing spans over seven feet.**
- ^ **Team wing span average this year is 6-9**
- Last Year, Arkansas ranked 71st in the NCAA (8th SEC) in blocked shots (4.1)
- This Year, Arkansas ranks 45th in the NCAA (7th SEC) in blocked shots (4.7)

Razorbacks Draw Baylor Big 12/SEC Challenge

- In a rematch of the 2021 NCAA Elite 8 meeting, Arkansas will face Baylor as part of the 2023 SEC/Big 12 Challenge. The contest will be played on Jan. 28, 2023, in Waco, Texas.
- Overall, the 10th annual SEC/Big 12 Challenge will feature 10 games played on the same day (Saturday, Jan. 28, 2023) in a matchup of two premier college basketball conferences. ESPN, ESPN2 and ESPNU will once again televise the Challenge.
- Arkansas will play in its ninth consecutive Challenge. The Razorbacks are 4-4 in such games.
- Arkansas helped the SEC win last year's Challenge, 6-4, with a 77-68 home victory over West Virginia. It was the second year in a row the SEC won the Challenge. The SEC has lost the Challenge just one time in the last six years.

RAZORBACKS AND BEARS

- The Arkansas and Baylor rivalry dates back to the Razorbacks' first season of basketball (1924-24) when both schools were members of the Southwest Conference. The teams have met on 144 previous occasions, making the Bears fourth (tied) among Arkansas' most common opponents behind Texas A&M (161), Texas (155) and SMU (155) while being tied with Rice (144). Arkansas owns a 96-48 advantage in the series, including a 37-32 mark in games played in Waco. However, the teams have only played three times since 1990-91 after Arkansas left the SWC for the SEC and all three were on neutral courts - Jan. 5, 2008, in Dallas; Dec. 20, 2009, in North Little Rock; and Mar. 29, 2021, in Indianapolis.
- 12/04/14 at #20 Iowa State L 77 95
- 01/30/16 Texas Tech (ot) W 75 68
- 01/28/17 at Oklahoma State L 71 99
- 01/27/18 Oklahoma State W 66 65
- 01/26/19 at #13 Texas Tech L 64 67
- 01/25/20 TCU W 78 67
- 01/30/21 at Oklahoma State L 77 81
- 01/29/22 West Virginia W 77 68

Overall, The Best Incoming Class in the Nation

- Arkansas not only signed the **consensus #2 recruiting in the nation** with two players ranked #1 at their position but the **Razorbacks have the best transfer class in the nation too, according to BustingBrackets.**

SIGNING CLASS

- Highest-rated recruiting class in school history (Consensus #2 nationally and #1 SEC)
- Only school with **SIX** on the ESPN Top 100 **AND** Sports Illustrated All-American S199.
- First time to sign two - much less three - 5-stars (Nick Smith Jr., Jordan Walsh and Anthony Black) in the same class.



ERIC MUSSELMAN LIVE RADIO SHOW

Once again, there will be 12 Arkansas basketball radio shows, all starting at 7 pm, at Sassy's Red House (Shows 1-2) Sassy's BBQ and Grille (Shows 3-12).

Tuesday, Nov. 8
Monday, Nov. 14
Monday, Dec. 5
Monday, Dec. 12
Monday, Dec. 19
Monday, Dec. 19
Monday, Jan. 2

Monday, Jan. 9
Monday, Jan. 16
Monday, Jan. 23
Monday, Jan. 30
Monday, Feb. 13
Monday, Feb. 20



COURTSIDE WITH ERIC MUSSELMAN

There will be 10, 30-minute television shows featuring head coach Eric Musselman and co-host Chuck Barrett. Each show will air on Sunday. Please check local listings for times and channels in your area.

Sunday, Jan. 1
Sunday, Jan. 8
Sunday, Jan. 15
Sunday, Jan. 22
Sunday, Jan. 29
Sunday, Feb. 5
Sunday, Feb. 12
Sunday, Feb. 21
Sunday, Feb. 26
Sunday, Mar 5

ARKANSAS SIGNS TWO 5-STARs

Layden Blocker

6-2, 180, G

Little Rock, Ark. || Sunrise (Kansas) Christian Academy

Publication	Rating	National Rank	Position Rank	State Rank
247Sports Composite	5-Star	#25	#4 PG	#2 - Kansas
ESPN	4-Star	#22	#6 PG	#1 - Arkansas
On3 Consensus	4-Star	#28	#5 PG	#2 - Kansas
247Sports	4-Star	#29	#6 PG	#3 - Kansas
Rivals	4-Star	#29	#9 PG	-
On3	4-Star	#46	#6 PG	#3 - Kansas

- Named to the 2023 Jersey Mike's Naismith HS Player of the Year Watch List
- Projected by NBADraft.net to be the 20th pick in the 2024 NBA Draft
- Participated in the National Basketball Players Association Top 100 camp and was named to its 10-man All-Star team
- Participated in the USA Basketball junior National Team minicamp

Baye Fall

6-10, 210, F/C

Dakar, Senegal || Accelerated Schools (Denver, Colo.)

Publication	Rating	National Rank	Position Rank	State Rank
Rivals	5 Star	#11	2 C	--
On3 Consensus	5 Star	#12	3 C	1 Colorado
On3	5 Star	#14	3 C	1 Colorado
247SportsComposite	5 Star	#14	3 C	1 Colorado
247Sports	5 Star	#16	3 C	1 Colorado
ESPN	5 Star	#20	3 C	1 Colorado

- Named to the 2023 Jersey Mike's Naismith HS Player of the Year Watch List
- Projected by NBADraft.net as the #4 overall pick in the 2024 NBA Draft and NBADraftRoom.com has him at the 17th pick
- Was a standout at the prestigious National Basketball Players Association top 100 camp in the summer of 2022 when he led the event in scoring with 14.9 points per game in seven games ... Had a camp-leading 9.4 rebounds per game and averaged an event-leading 4.9 offensive rebounds per game ... Joined fellow Arkansas signee Layden Blocker on the 10-man All-Star squad for the event.
- Was co-MVP performance at the 2021 Pangos All-American Camp.



LAYDEN BLOCKER



BAYE FALL

ARKANSAS IN 2022-23 RANKINGS

Thru Dec. 25, 2022



TEAM IN THE NCAA/SEC	NCAA	SEC	NO.
Assist/Turnover Ratio (352 ranked)	122	5	1.14
Assists Per Game (352 ranked)	125	6	14.5
Bench Points per game (352 ranked)	123	10	23.42
Blocks Per Game (352 ranked)	44	6	4.8
Effective FG pct (352 ranked)	81	2	0.538
Fastbreak Points (352 ranked)	49	2	14
Field Goal Percentage (352 ranked)	23	2	49.6
Field Goal Percentage Defense (352 ranked)	97	7	41.1
Fouls Per Game (352 ranked)	241	10	17.4
Free Throw Attempts Per Game (352 ranked)	22	3	23.2
Free Throw Percentage (352 ranked)	113	5	72.4
Free Throws Made Per Game (352 ranked)	22	3	16.8
Rebound Margin (352 ranked)	110	8	4.1
Rebounds (Defensive) Per Game (352 ranked)	143	8	25.92
Rebounds (Offensive) Per Game (352 ranked)	268	13	9
Rebounds Per Game (352 ranked)	222	13	34.92
Scoring Defense (352 ranked)	40	3	61.9
Scoring Margin (352 ranked)	14	2	17.5
Scoring Offense (352 ranked)	52	3	79.4
Steals Per Game (352 ranked)	9	3	10.7
Three Point Attempts Per Game (352 ranked)	347	14	15.4
Three Point Percentage (352 ranked)	277	11	31.9
Three Point Percentage Defense (352 ranked)	38	5	28.8
Three Pointers Per Game (352 ranked)	336	14	4.9
Turnover Margin (352 ranked)	8	2	6
Turnovers Forced Per Game (352 ranked)	11	2	18.75
Turnovers Per Game (352 ranked)	155	6	12.8
Winning Percentage (352 ranked)	9	1	91.7

RAZORBACKS IN THE NCAA/SEC

Assist/Turnover Ratio (350 ranked)	Anthony Black	323	15	1.29
Assists (332 ranked)	Anthony Black	206	5	44
Assists Per Game (348 ranked)	Anthony Black	202	10	3.7
Blocks (325 ranked)	Makhi Mitchell	115	6	16
	Trevon Brazile	267	17	11
Blocks Per Game (343 ranked)	Makhi Mitchell	111	9	1.33
	Trevon Brazile	150	10	1.22
	Makhel Mitchell	219	17	1
Double Doubles (288 ranked)	Trevon Brazile	149	3	2
	Makhi Mitchell	288	10	1
	Davonte Davis	288	10	1
Field Goal Attempts (340 ranked)	Ricky Council IV	155	4	155
Field Goal Percentage (340 ranked)	Ricky Council IV	105	6	51.6
Field Goals (328 ranked)	Ricky Council IV	66	2	80
Free Throw Attempts (325 ranked)	Ricky Council IV	131	8	59
	Anthony Black	210	9	53
Free Throw Percentage (349 ranked)	Ricky Council IV	154	6	81.4
	Anthony Black	337	17	71.7
Free Throws (333 ranked)	Ricky Council IV	110	7	48
	Anthony Black	242	10	38
Minutes Per Game (349 ranked)	Ricky Council IV	40	1	35:18
	Anthony Black	141	5	33:20
Points (342 ranked)	Ricky Council IV	84	3	220
Points Per Game (349 ranked)	Ricky Council IV	52	3	18.3
Rebounds (326 ranked)	--	--	--	--
Rebounds (Defensive) Per Game (349 ranked)	Trevon Brazile	164	9	5
Rebounds (Offensive) Per Game (341 ranked)	--	--	--	--
Rebounds Per Game (350 ranked)	Trevon Brazile	329	12	6
Steals (302 ranked)	Anthony Black	114	10	22
	Ricky Council IV	166	13	20
	Makhi Mitchell	259	17	18
	Anthony Black	108	10	1.83
Steals Per Game (331 ranked)	Ricky Council IV	165	14	1.67
	Makhi Mitchell	239	18	1.5
	Davonte Davis	288	20	1.45
Three Point Attempts (337 ranked)	--	--	--	--
Three Point Percentage (114 ranked)	--	--	--	--
Three Pointers Per Game (350 ranked)	--	--	--	--
Total 3-point FGM (322 ranked)	--	--	--	--
Triple Doubles (1 ranked)	--	--	--	--



2022-23 SEC STANDINGS

Through Sun • Dec 25



	SEC	PCT.	HOME	AWAY	OVERALL	PCT.	HOME	ROAD	NEUTRAL	STRK
Arkansas	0-0	--	0-0	0-0	11-1	.917	7-0	0-0	4-1	W7
LSU	0-0	--	0-0	0-0	11-1	.917	8-0	0-0	3-1	W6
Mississippi State	0-0	--	0-0	0-0	11-1	.917	6-0	1-0	4-1	L1
Missouri	0-0	--	0-0	0-0	11-1	.917	8-1	1-0	2-0	W2
Auburn	0-0	--	0-0	0-0	10-2	.833	7-0	1-1	2-1	W1
Tennessee	0-0	--	0-0	0-0	10-2	.833	6-0	0-1	4-1	W1
Alabama	0-0	--	0-0	0-0	9-2	.818	5-0	2-0	2-2	L1
Georgia	0-0	--	0-0	0-0	9-3	.750	6-0	0-2	2-1	W2
Kentucky	0-0	--	0-0	0-0	8-3	.727	7-0	0-1	1-2	W1
Ole Miss	0-0	--	0-0	0-0	8-4	.767	6-2	0-1	2-1	L1
Florida	0-0	--	0-0	0-0	7-5	.583	4-2	1-0	2-3	L1
Texas A&M	0-0	--	0-0	0-0	6-5	.545	4-1	1-1	1-3	L2
South Carolina	0-0	--	0-0	0-0	6-6	.500	5-0	1-2	0-4	W1
Vanderbilt	0-0	--	0-0	0-0	6-6	.500	4-3	1-1	1-2	W1

AP (Dec. 26)

1	Purdue (40)	12-0	1,478
2	UConn (20)	13-0	1,459
3	Houston	12-1	1,351
4	Kansas	11-1	1,299
5	Arizona	12-1	1,274
6	Texas	10-1	1,144
7	TENNESSEE	10-2	1,068
8	ALABAMA	10-2	1,067
9	ARKANSAS	11-1	1,017
10	Gonzaga	10-3	940
11	UCLA	11-2	906
12	BAYLOR	9-2	888
13	Virginia	8-2	861
14	Miami (Fla.)	12-1	658
15	Wisconsin	9-2	570
16	Indiana	10-3	513
17	Duke	10-3	500
18	TCU	10-1	480
19	KENTUCKY	8-3	439
20	AUBURN	10-2	237
21	MISSISSIPPI STATE	11-1	215
22	New Mexico	12-0	147
23	Xavier	10-3	147
24	West Virginia	10-2	126
25	North Carolina	9-4	112

RECEIVING VOTES: Charleston 102, Maryland 87, Memphis 74, Illinois 65, Ohio State 59, Virginia Tech 57, Missouri 57, **SAN DIEGO STATE 39**, Iowa State 19, Marquette 12, Texas Tech 10, Michigan State 7, Providence 6, Kansas State 5, USC 4, San Francisco 1

SEC SCHEDULE

TUESDAY, DECEMBER 27	TV	CT
Northwestern St. at Texas A&M	SEC	6:00 pm
WEDNESDAY, DECEMBER 28	TV	CT
Tennessee at Ole Miss	SECN	4:00 pm
Rider at Georgia	SECN+	6:00 pm
Florida at Auburn	ESPN2	6:00 pm
Kentucky at Missouri	SECN	6:00 pm
Arkansas at LSU	ESPN2	8:00 pm
Alabama at Mississippi State	SECN	8:00 pm
FRIDAY, DECEMBER 30	TV	CT
Prairie View A&M at Texas A&M	SECN+	6:00 pm
Southeastern La. at Vanderbilt	SECN+	6:00 pm
Eastern Mich. at South Carolina	SECN+	6:00 pm
SATURDAY, DECEMBER 31	TV	CT
Louisville at Kentucky	CBS	11:00 am
TUESDAY, JANUARY 3	TV	CT
South Carolina at Vanderbilt	SECN	6:00 pm
Mississippi State at Tennessee	ESPN2	6:00 pm
LSU at Kentucky	ESPN	7:00 pm
Ole Miss at Alabama	SECN	8:00 pm
WEDNESDAY, JANUARY 4	TV	CT
Auburn at Georgia	SECN	5:30 pm
Texas A&M at Florida	ESPN2/U	6:00 pm
Missouri at Arkansas	SECN	7:30 pm

HOGS RANKING BY WEEK

WEEK	AP	COACH	NET
Preseason	10	10	No Poll
Nov. 14	9	10	No Poll
Nov. 21	9	9	No Poll
Nov. 28	T11	11	No Poll
Dec. 5	9	8	25
Dec. 12	10	10	24
Dec. 19	10	8	17
Dec. 26	9	7	10
Jan. 2			
Jan. 9			
Jan. 16			
Jan. 23			
Jan. 30			
Feb. 6			
Feb. 13			
Feb. 20			
Feb. 27			
Mar 6			
Mar 13			
Apr. 4			

ARKANSAS IN THE POLLS

Ranking in AP Poll unless * indicating only ranked in the Coaches Poll

As	Overall	H	A	N	Last Meeting	Last Win
As #1	16-4	8-0	6-2	2-2	W, 97-79 vs #14 Georgetown @MEM (11/27/94)	Same
As #2	38-4	17-1	7-0	14-3	W, 76-72 vs #2 Duke @NCAA (4/4/94)	Same
As #3	29-5	13-0	10-5	6-0	W, 97-79 vs Tennessee (1/7/95)	Same
As #4	13-2	8-0	3-2	2-0	W, 94-71 at Missouri (12/3/94)	Same
As #5	13-8	1-1	2-4	10-3	L (OT), 93-95 vs #3 Kentucky @SEC (3/12/95)	69-58 vs #20 Alabama @SEC (3/11/95)
As #6	18-3	6-0	5-0	7-3	L, 78-89 vs #1 UCLA @NCAA (4/3/95)	75-68 vs #4 N. Carolina @NCAA (4/1/95)
As #7	18-1	4-0	7-0	7-1	W, 68-66 vs Auburn (3/4/95)	Same
As #8	9-10	6-1	1-5	2-4	L, 71-78 vs LSU @SEC (3/13/21)	70-64 vs Missouri @SEC (3/12/21)
As #9	27-6	7-1	6-1	14-4	W, 88-78 vs Oklahoma (12/10/22) @ Tulsa	Same
As #10	20-4	11-1	2-1	7-2	W, 85-51 vs UNC Asheville (12/21/22)	Same
As #11	22-6	12-2	6-4	4-0	W, 99-58 vs San Jose St (12/03/22)	Same
As #12	22-9	11-0	8-5	2-4	L, 88-66 vs Oklahoma (12/11/21)	86-66 vs Charlotte (12/8/21)
As #13	17-5	11-1	3-4	3-0	W, 76-60 vs Penn (11/28/21)	Same
As #14	29-5	13-0	8-2	8-3	L, 78-74 at #13 Tennessee (3/5/22)	77-73 vs LSU (3/2/22)
As #15	16-4	4-1	9-1	3-2	L, 64-82 vs Texas A&M (03/12/22)	90-68 vs Tennessee State (11/17/00)
As #16	17-6	12-1	3-4	2-1	W, 93-80 vs UNI (11/17/21)	Same
As #17	18-9	5-0	5-2	****8-7	W, 69-78 vs #9 Duke @NCAA (3/26/22)	74-68 vs #1 Gonzaga @NCAA (3/24/22)
As #18	20-9	*10-4	8-4	2-1	W, 75-73 vs #6 Kentucky (2/26/22)	Same
As #19	16-7	8-2	3-3	5-2	L, 82-96 vs Ole Miss (1/17/15)	67-45 vs Wofford (11/9/07)
As #20	24-4	**11-0	1-0	****12-4	W, 83-75 vs LSU (2/27/21)	Same
As #21	6-4	3-0	0-1	3-3	L, 78-87 vs #15 N. Carolina @NCAA (3/21/15)	56-53 vs Wofford @NCAA (3/19/15)
As #22	8-5	4-1	2-3	2-1	L, 77-78 at Auburn (1/6/18)	84-79 (OT) vs Miss State @SEC (3/6/99)
As #23	7-1	5-0	2-1	0-0	W, 58-48 vs #16 Tennessee (2/19/22)	Same
As #24	7-1	4-0	3-0	0-1	L, 89-81 vs Hofstra @ NLR (12/18/21)	Same
As #25	5-2	5-0	0-1	0-1	W, 94-77 vs Iona (11/30/14)	Same
TOT.	432-126	199-17	110-57	122-52	W, 85-51 vs UNC Asheville (12/21/22)	Same

ARKANSAS VERSUS THE POLLS

Ranking in AP Poll unless * indicating only ranked in the Coaches Poll

Vs	Overall	H	A	N	Last Meeting	Last Win
Vs #1	3-11	1-2	0-2	2-7	W, 74-68 vs Gonzaga @NCAA (03/24/22)	Same
Vs #2	6-8	5-2	0-5	1-1	W, 80-69 vs Florida (2/5/13)	Same
Vs #3	0-15	0-1	0-3	0-11	L, 72-81 vs Baylor @ NCAA (3/29/21)	--
Vs #4	5-12	2-2	1-7	2-3	L, 66-70 at Kentucky (2/26/19)	96-88 vs Oklahoma (12/30/08)
Vs #5	4-4	4-1	0-1	0-2	W, 74-71 vs Texas A&M (1/27/16)	Same
Vs #6	7-11	4-3	0-5	3-3	W, 75-73 vs Kentucky (2/26/22)	Same
Vs #7	1-5	1-0	0-1	0-4	W, 67-64 vs Texas (1/6/09)	Same
Vs #8	3-4	2-0	1-3	0-1	L, 65-82 vs Kentucky @SEC (3/12/17)	88-61 vs Alabama (1/6/07)
Vs #9	2-6	0-0	1-4	1-2	L, 69-78 vs Duke @NCAA (3/26/22)	91-82 vs Arizona @NCAA (4/2/94)
Vs #10	5-5	2-2	2-1	1-2	L, 90-87 vs Creighton (11/22/22)	(OT), 86-81 at Missouri (2/13/21)
Vs #11	5-8	2-2	1-4	2-2	L (OT), 76-79 vs Auburn (2/4/20)	104-93 vs Missouri (12/5/95)
Vs #12	7-9	2-2	2-4	*3-3	W, 65-58 at LSU (1/15/22)	Same
Vs #13	6-4	3-0	0-2	3-2	L, 74-78 at Tennessee (3/5/22)	87-85 vs Kentucky (1/14/14)
Vs #14	5-7	3-2	0-3	2-2	L, 64-67 at Texas Tech (1/26/19)	91-82 vs Auburn (2/27/18)
Vs #15	3-5	0-0	0-2	0-3	L, 78-887 vs N. Carolina @NCAA (3/21/15)	98-88 vs Mississippi State (1/17/12)
Vs #16	4-7	2-2	0-4	2-1	W, 58-48 vs Tennessee (2/19/22)	Same
Vs #17	4-3	1-2	1-0	2-1	W (OT), 78-74 at San Diego St (11/23/22)	Same
Vs #18	5-7	1-2	2-3	2-2	L, 67-84 at Ole Miss (1/19/19)	80-73 at Ole Miss (1-31-10)
Vs #19	8-3	3-1	3-1	2-1	W, 90-89 at LSU (2/2/19)	Same
Vs #20	10-5	4-2	1-2	5-1	L, 69-92 at Texas A&M (1/2/16)	66-64 vs Michigan (1/21/12)
Vs #21	5-3	2-1	1-0	2-2	W, 68-66 vs TX Tech @NCAA (3/21/21)	Same
Vs #22	4-2	4-1	0-1	0-0	W (OT), 77-76 vs Kentucky (2/23/11)	Same
Vs #23	3-7	1-2	0-3	2-2	W, 80-72 vs Florida @SEC (3/9/18)	Same
Vs #24	2-4	1-2	*0-1	*1-1	*L, 59-90 at Alabama (1/16/21)	*86-72 vs Indiana @NCAA (3/21/08)
Vs #25	4-4	*3-2	0-0	-1-1	L, 72-81 vs Florida (12/29/16)	82-74 vs Vanderbilt (1/31/16)
TOT.	111-159	56-36	16-62	39-61	L, 90-87 vs #10 Creighton (11/22/22)	74-68 vs #1 Gonzaga @NCAA (3/24/22)

RANKED ARKANSAS VERSUS RANKED OPPONENT

Overall	H	A	N
47-50	17-5	4-15	26-30
LAST TIME: #9 ARK v #17 San Diego St. W, 78-74 (ot) (11/22/22) LAST W: #17 ARK v #1 ZAGS @ NCAA - W, 74-68 (3/24/22)			
LAST W at Home: #18 ARK v #6 KY - W, 75-73 (2/26/22)			
LAST W on Road: #10 ARK at #18 BAMA - W, 86-80 (2/15/95)			
LAST W vs Neutral: #9 ARK vs #17 AZTECS - W, 78-74 (ot) (11/23/22)			

LAST TIME HOGS WON AS TOP 25

HOME	ROAD	NEUTRAL
#1: Miss State 3/5/94	LSU 3/2/94	Georgetown 11/27/94
#2: NW (La) St 12/4/93	Baylor 1/26/91	Duke 4/4/94
#3: Tennessee 1/7/95	Ole Miss 1/4/95	Iowa 12/30/94
#4: Jackson St. 11/30/94	Missouri 12/03/94	SMU 3/2/78
#5: Miss State 1/11/95	Tennessee 1/29/94	Alabama 3/11/95
#6: Montevallo 2/5/94	UAB 1/27/90	N. Carolina 4/1/95
#7: Auburn 3/4/95	Florida 2/28/95	Texas 3/24/90
#8: Montevallo 2/25/95	LSU 2/22/95	Missouri 3/12/21
#9: Oklahoma 12/10/22	S. Carolina 1/21/95	San Diego St. 11/23/22
#10: UNCA 12/12/22	Alabama 2/15/95	Oral Roberts 3/27/21
#11: San Jose St 12/03/22	S. Alabama 11/29/89	Alabama St. 12/2/91
#12: Charlotte 12/7/21	S. Carolina 3/2/21	St. Louis 12/26/97
#13: Penn 11/28/21	S. Carolina 1/9/93	San Diego St. 12/3/81
#14: LSU 3/2/22	Alabama 2/13/93	St. John's 3/20/93
#15: Tenn State 11/27/00	Miss State 1/31/98	LSU 03/11/22
#16: UNI 11/17/21	S. Alabama 12/30/91	Tennessee 3/6/98
#17: SE Mo. State 11/27/82	Florida 2/6/93	Gonzaga 3/24/22
#18: Kentucky 2/26/22	Florida 2/22/22	VCU 11/18/07
#19: Wofford 11/9/07	Wake Forest 12/23/98	N. Mexico St. 11/21/98
#20: LSU 2/27/21	LSU 1/2/99	Texas * 3/12/89
#21: North Texas 12/05/00	--	Wofford 3/19/15
#22: Providence 1/23/21	Memphis 1/10/98	Miss State 3/6/99
#23: Tennessee 2/19/22	Missouri 2/15/22	--
#24: Florida 2/16/21	Ole Miss 2/14/15	--
#25: Iona 11/30/14	--	--

LAST TIME HOGS WON VS TOP 25

HOME	ROAD	NEUTRAL
#1: Auburn 2/9/22	--	(0-2) Gonzaga 3/12/22
#2: Florida 2/5/13	--	(0-5) UCLA 3/16/78
#3: --	(0-1)	-- (0-3) -- (0-11)
#4: Oklahoma 12/30/08	--	-- (0-1)
#5: Texas A&M 12/7/16	--	-- (0-1)
#6: Kentucky 2/26/22	--	(0-5) Duke 4/4/94
#7: Texas 1/6/09	--	-- (0-1)
#8: Alabama 1/6/07	--	-- (0-1)
#9: --	--	-- (0-2)
#10: Florida 2/18/06	--	-- (0-2)
#11: Missouri 12/5/95	--	-- (0-1)
#12: Texas 2/6/82	--	-- (0-1)
#13: Kentucky 1/14/14	--	-- (0-1)
#14: Auburn 2/27/18	--	-- (0-3)
#15: Miss State 1/7/12	--	-- (0-2)
#16: Tennessee 2/19/22	--	-- (0-4)
#17: Ole Miss 2/5/10	--	-- (0-1)
#18: Vanderbilt 3/1/08	--	-- (0-1)
#19: Auburn 3/5/00	--	-- (0-1)
#20: Michigan 12/12/12	--	-- (0-1)
#21: Texas A&M 2/17/18	--	-- (0-1)
#22: Kentucky 2/23/11	--	-- (0-1)
#23: LSU 3/3/92	--	-- (0-1)
#24: UAB 1/2/00	--	-- (0-1)
#25: Vanderbilt 1/31/12	--	-- (0-0)

VERSUS 2022-23 OPPONENTS

NON-CONFERENCE

School	Gms	Series Record	H	A	N	Last Meeting
Baylor	144	Arkansas Leads, 96-48	53-11	37-32	6-5	N - L, 81-72 (03/29/21) @ Elite 8
Bradley	1	Arkansas Leads, 1-0	0-0	0-0	1-0	N - W, 76-57 (12/17/22) @ NLR
Creighton	3	Creighton Leads, 2-1	0-0	0-1	2-0	N - L, 90-87 (11/22/22)
Fordham	3	Arkansas Leads, 2-1	1-0	0-0	1-1	H - W, 64-48 (11/11/22)
Louisville	8	Series Tied 4-4	0-1	1-0	3-3	N - W, 80-54 (11/21/22)
North Dakota State	2	Arkansas Leads, 2-0	2-0	0-0	0-0	H - W, 76-58 (11/07/22)
Oklahoma	30	Arkansas Leads, 19-13	8-5	3-7	6-1	N - W, 88-78 (12/10/22) @ Tulsa
San Diego State	3	Arkansas Leads, 3-0	0-0	0-0	3-0	N - W, 78-74 (ot) (11/23/22)
San Jose State	1	Arkansas Leads, 1-0	1-0	0-0	0-0	H - W, 99-58 (12/03/22)
South Dakota State	1	Arkansas Leads, 1-0	1-0	0-0	0-0	H - W, 71-56 (11/16/22)
Troy	6	Arkansas Leads, 5-1	3-1	0-0	2-0	H - W, 74-61 (11/28/22)
UNC Asheville	1	Arkansas Leads, 1-0	1-0	0-0	0-0	H - W, 85-51 (12/21/22)
UNC Greensboro	2	Arkansas Leads, 2-0	2-0	0-0	0-0	H - W, 65-58 (12/06/22)

SOUTHEASTERN CONFERENCE

School	Gms	Series Record	H	A	N	Last Meeting
Alabama	66	Arkansas Leads, 36-30	20-6	8-22	8-2	A - L, 68-67 (02/12/22)
• SEC Only	56	Arkansas Leads, 29-27	20-6	8-20	1-1	
Auburn	57	Arkansas Leads, 37-20	23-5	13-14	1-1	H - W, 80-76 OT (02/08/22)
• SEC Only	56	Arkansas Leads, 37-19	23-5	13-14	1-0	
Florida	40	Arkansas Trails, 14-26	9-7	3-14	2-5	A - W, 82-74 (02/22/22)
• SEC Only	SAME					
Georgia	41	Arkansas Leads, 25-16	12-3	6-10	6-3	A - W, 99-73 (02/02/22)
• SEC Only	SAME					
Kentucky	46	Arkansas Trails, 13-33	8-8	4-15	1-10	H - W, 75-73 (02/26/22)
• SEC Only	41	Arkansas Trails, 13-28	8-8	4-13	1-8	
LSU	75	Arkansas Leads, 41-34	22-8	13-19	6-7	N - W, 79-67 (03/11/22)
• SEC Only	66	Arkansas Leads, 37-29	22-8	12-18	3-3	
Ole Miss	84	Arkansas Leads, 51-33	17-11	10-20	24-2	A - W, 64-55 (01/26/22)
• SEC Only	55	Arkansas Leads, 29-27	17-10	10-18	1-0	
Mississippi State	67	Arkansas Leads, 35-32	23-8	7-23	5-1	H - W, 63-55 (02/05/22)
• SEC Only	58	Arkansas Leads, 30-28	22-7	6-21	2-0	
Missouri	58	Arkansas Leads, 32-26	18-10	12-16	2-0	A - W, 76-57 (02/15/22)
• SEC Only	21	Arkansas Leads, 13-8	8-2	4-6	1-0	
South Carolina	37	Arkansas Leads, 22-15	12-5	7-8	3-2	H - W, 75-59 (01/18/22)
• SEC Only	SAME					
Tennessee	46	Arkansas Trails, 22-24	12-4	4-15	6-5	A - L, 78-74 (03/05/22)
• SEC Only	42	Arkansas Trails, 19-23	12-4	4-15	3-4	
Texas A&M	164	Arkansas Leads, 105-59	60-15	38-39	7-5	N - L, 82-64 (03/12/22)
• SEC Only	18	Arkansas Leads 10-8	8-1	2-6	0-1	
Vanderbilt	42	Arkansas Leads, 29-13	16-4	8-8	5-1	H - L, 75-74 (01/04/21)
• SEC Only	40	Arkansas Leads 28-12	15-4	8-7	5-1	

AT THE SEC TOURNEY

Overall: 29-29
 1st Rd: 4-10
 2nd Rd: 1-2
 Quarterfinal: 16-2
 Semifinal: 7-9
 Final: 1-6

RECORD BY OPPONENT

Opponent	Record	Last Meeting
Alabama	1-1	1995, W, 69-58 (Semis)
Auburn	1-0	2000, W, 75-67 (Final)
Florida	2-5	2015, W, 66-50 (2nd)
Georgia	6-3	2015, W, 60-49 (Semis)
Kentucky	1-9	2017, L, 82-65 (Final)
LSU	3-3	2022, W, 79-67 (Quart)
Ole Miss	1-0	2017, W, 73-72 (Quart)
Mississippi State	2-0	2007, W, 70-64 (Semis)
Missouri	1-0	2021, W, 70-64 (Quart)
South Carolina	3-2	2018, W, 69-64 (2nd)
Tennessee	3-4	2018, L, 84-66 (Semis)
Texas A&M	0-1	2022, L, 82-64 (Semis)
Vanderbilt	5-1	2020, W, 86-73 (1st)

AT THE NCAA TOURNEY

Overall: 48-34
 1st Rd: 19-8
 2nd Rd: 11-10
 Sweet 16: 8-5
 Elite 8: 6-5
 Final Four: 2-4
 Championship: 1-1
 Regional/Final Consolations: 2-1

RECORD BY OPPONENT

Opponent	Record	Last Meeting
Alabama	1-0	1991, W, 93-70 (Sweet 16)
Arizona	1-0	1994, W, 91-82 (Final 4)
Arizona State	1-0	1991, W, 97-90 (2nd)
Baylor	0-1	2021, L, 81-72 (Elite 8)
Bucknell	0-1	2006, L, 59-55 (1st)
Butler	0-1	2018, L, 79-62 (1st)
Cal St-Fullerton	1-0	1979, W, 61-58 (Elite 8)
Cincinnati	0-1	1958, L, 97-62 (Final 4 con)
Colgate	1-0	2021, W, 85-68 (1st)
Dartmouth	1-0	1990, W, 86-84 (2nd)
Duke	1-2	2022, L, 78-69 (Elite 8)
Georgetown	1-1	2001, L, 63-61 (1st)
Georgia State	1-0	1999, W, 117-76 (1st)
Gonzaga	1-0	2022, W, 74-68 (Sweet 16)
Holy Cross	1-0	1993, W, 94-64 (1st)
Indiana	1-0	2008, W, 86-72 (1st)
Indiana State	0-1	1979, L, 73-71 (Elite 8)
Iowa	1-1	1999, L, 82-72 (2nd)
Kansas	0-1	1991, L, 93-71 (Elite 8)
Kansas State	0-2	1982, L, 65-64 (2nd)
Kentucky	0-1	1979, L, 64-59 (Final 4)
LSU	0-1	1981, L, 75-56 (Sweet 16)
Louisville	2-2	1989, L, 93-74 (2nd)
Loyola-Marymount	1-0	1989, W, 120-101 (1st)
Marquette	1-0	1996, W, 65-56 (2nd)
UMass	0-1	1996, L, 79-63 (Sweet 16)
Memphis	1-1	1995, W, 96-91 OT (Sweet 16)
Mercer	1-0	1981, W, 73-67 (1st)
Miami (Fla.)	0-1	2000, L, 75-71 (1st)
Michigan	1-0	1994, W, 76-68 (Elite 8)
Murray State	1-0	1992, W, 80-60 (1st)
Nebraska	1-0	1998, W, 74-65 (1st)
New Mexico State	1-0	2022, W, 53-48 (2nd)
Notre Dame	1-0	1979, W, 71-69 (Final 4)
North Carolina	2-4	2017, L, 72-65 (2nd)
N.C. A&T	1-0	1994, W, 94-79 (1st)
Oklahoma State	0-2	1958, L, 65-4 (Sweet 16)
Oral Roberts	1-0	2021, W, 72-70 (Sweet 16)
Oregon	1-0	1945, W, 79-76 (Elite 8)
Oregon State	0-1	1949, L, 56-38 (Elite 8)
Penn State	1-0	1996, W, 86-80 (1st)
Princeton	1-0	1990, W, 68-64 (1st)
Purdue	1-0	1983, W, 78-68 (2nd)
St. John's	1-1	1993, W, 80-74 (2nd)
Seton Hall	1-0	2017, W, 77-71 (1st)
Siena	1-0	1999, W, 94-80 (1st)
Southern Cal	0-1	2007, L, 77-60 (1st)
Syracuse	1-0	1995, W, 96-94 OT (2nd)
Texas	1-0	1990, W, 88-85 (Elite 8)
Texas Southern	1-0	1995, W, 79-78 (1st)
Texas Tech	1-0	2021, W, 68-66 (2nd)
Tulsa	1-0	1994, W, 103-84 (Sweet 16)
UCLA	1-1	1998, L, 89-78 (Final)
Utah	0-1	1998, L, 69-65 (2nd)
Vermont	1-0	2022, W, 75-71 (1st)
Villanova	0-1	1988, L, 82-74 (1st)
Virginia	1-1	1995, W, 68-61 (Elite 8)
Wake Forest	0-1	1977, L, 86-80 (1st)
Washington State	0-1	1941, L, 64-53 (Final 4)
Weber State	2-0	1980, W, 74-63 (2nd)
Wofford	1-0	2015, W, 56-53 (2nd*)
Wyoming	2-0	1949, W, 61-48 (Reg con)

#PROHOGS

41 NBA Draft Selections	16 All-Star Game Appearances	14 All-Defensive Team Honors
--------------------------------	-------------------------------------	-------------------------------------



PATRICK BEVERLEY

- 11th Year in NBA
- 3x NBA All-Defensive Team
- 2009 - 2nd RD/42nd overall



DANIEL GAFFORD

- 4th Year in NBA
- 2019 - 2nd RD/38th overall



ISAIAH JOE

- 3rd Year in NBA
- 2020 - 2nd RD/49th overall



MOSES MOODY

- 2nd Year in NBA
- 1st Hog to be "1 & Done"
- 2021 - 1st RD/14th Pick
- 2022 NBA Champion



BOBBY PORTIS


- 8th Year in NBA
- 2021 NBA Champion
- 2015 - 1st RD/22nd overall



JAYLIN WILLIAMS

- 1st Year in NBA
- 2022 - 2nd RD/34th overall

13 First Round Draft Picks	7 All-NBA Selections	6 NBA Champions
-----------------------------------	-----------------------------	------------------------



PROHOGS AROUND THE WORLD

Adrio Bailey	Frankston Blues (Australia)
Jaylen Barford	Lokomotiv (Russia)
Coty Clarke	Nagoya DD (Japan)
Jeantal Cylla	Union SF (Argentina)
Jabril Durham	Szolnok (Hungary)
Olumuyiwa Famutimi	Scarborough (Canada)
Courtney Fortson	PGE Spojnia Stargard (Poland)
Dusty Hannahs	Santa Cruz Warriors (G League)
Delvon Johnson	Usti n/Labem (Czech Republic)
Joe Johnson	Triplets (USA BIG3)
Mason Jones	Mexico City (G League)
Chris Lykes	Horsens IC (Denmark)
Daryl Macon	Unics (Russia)
JD Notae	Aris (Greece)
Emeka Obukwelu	Skriljevo (Croatia)
Michael Qualls	Al Riyadi (Lebanon)
Jalen Tate	Peja (Kosovo)
Dustin Thomas	Prishtina (Kosovo)
Charles Thomas	Penarol (Uruguay)
Justin Smith	Delaware Blue Coats (G League)
Au'Diese Toney	Lakeland Magic (G League)
Stanley Umude	Motro City Cruise (G League)
Trey Wade	Arka Gdynia (Poland)
Sonny Weems	Shanxi Loongs (China)





ERIC MUSSELMAN

ARKANSAS HEAD COACH

San Diego, 1987

84-29 • 4th year as Arkansas head coach

194-63 • 8th year as collegiate head coach

503-291 • 14 seasons as professional head coach

- 1996 USBL Coach of the Year
- 2003 NBA Coach of the Year Runner-Up
- 2012 NBA D-League Coach of the Year
- 2016 Bleacher Report's Mountain West Coach of the Year
- 2017 USBWA District VIII Coach of the Year
- 2018 USBWA District VIII Coach of the Year
- 2018 NABC District 17 Coach of the Year
- 2018 Mountain West Coach of the Year
- 2021 Jim Phelan Coach of the Year Finalist
- 2021 Werner Ladder Naismith Coach of the Year Semifinalist
- 2021 Basketball Times Midlands District Coach of the Year

COLLEGIATE HEAD COACHING RECORD

Year	Overall	Conf	Finish	Conf Tourn	NCAA/CBI Postseason
2015-16	24-14	10-8	MW (T4th)	1-1	5-1 • CBI Champion
2016-17	28-7	14-4	MW (1st)	3-0 *	0-1 • #12 seed NCAA 1st Rd
2017-18	29-8	15-3	MW (1st)	1-1	2-1 • #7 seed NCAA Sweet 16
2018-19	29-5	15-3	MW (1st)	1-1	0-1 • #7 seed NCAA 1st Rd
2019-20	20-12	7-11	SEC (T10th)	1-0 +	Canceled
2020-21	25-7	13-4	SEC (2nd)	1-1	3-1 • #3 seed Elite 8
2021-22	28-9	13-5	SEC (4th)	1-1	3-1 • #4 seed Elite 8
2022-23	11-1	0-0			
Totals	194-63	87-38		9-5	13-6 (8-5 NCAA / 5-1 CBI)

* - Tournament champion / + - SEC Tourney canceled after Rd 1 due to COVID

MUSSELMAN'S CAREER AS HEAD COACH

NOTE: Professional basketball **DOES NOT** count postseason toward season W-L record nor to head coach W-L record

Year	Team	League	Record	Note for the Season	Reg. Season Div./Conf. Finish	Postseason
1989-90	Rapid City	CBA	42-14	MOST WINS IN CBA	1st National Conf.	Finals (8-8) *
1991-92	Rapid City	CBA	37-19	2nd-most wins in CBA	1st National Conf.	Finals (9-7) *
1992-93	Rapid City	CBA	44-12	MOST WINS IN CBA	1st National Conf.	Conf. Finals (5-3) *
1993-94	Rapid City	CBA	37-19	MOST WINS IN CBA	1st National Conf.	Conf. Finals (5-5) *
1994-95	Rapid City	CBA	31-25	6th-most wins in CBA	5th National Conf.	Conf. 1st Rd (0-2) *
1995-96	Florida	CBA	41-15	MOST WINS IN CBA	1st National Conf.	Conf. Finals (5-3) *
1996-97	Florida	CBA	38-18	2nd-most wins in CBA	1st American Conf.	Finals (7-6) *
1995	Florida	USBL	25-2	MOST WINS IN USBL	1st Overall	Champion (1-0) *
1996	Florida	USBL	28-1	MOST WINS IN USBL	1st Southern Div.	Champion (3-0) *
2002-03	Golden State	NBA	38-44	6th Pacific Division	11th Western Conf.	--
2003-04	Golden State	NBA	37-45	T4th Pacific Division	11th Western Conf.	--
2006-07	Sacramento	NBA	33-49	5th Pacific Division	11th Western Conf.	--
2010-11	Reno	D-League	34-16	2nd-most wins in NBADL	1st Western Conf.	Semifinals (2-3) *
2011-12	Los Angeles	D-League	38-12	MOST WINS IN NBADL	1st Western Conf.	Finals (5-2) *
2015-16	Nevada	NCAA	24-14	Led NCAA in FT Made	T4th Mountain West	CBI Champion (5-1)
2016-17	Nevada	NCAA	28-7	T16th for Most wins NCAA	1st Mountain West	#12 seed - NCAA 1st Rd (0-1)
2017-18	Nevada	NCAA	29-8	2nd in NCAA in A-T/O ratio	1st Mountain West	#7 seed - NCAA Sweet 16 (2-1)
2018-19	Nevada	NCAA	29-5	7th in NCAA in W-L%	1st Mountain West	#7 seed - NCAA 1st Rd (0-1)
2019-20	Arkansas	NCAA	20-12	Led NCAA in 3Pt% Def	T10th SEC	Canceled
2020-21	Arkansas	NCAA	25-7	NCAA: 2nd FT/11th Scoring	2nd SEC	#3 seed - NCAA Elite 8 (3-1)
2021-22	Arkansas	NCAA	28-9	Led NCAA in FTM/FTA	4th SEC	#4 seed - NCAA Elite 8 (3-1)
2022-23	Arkansas	NCAA	11-1			
2010	Dominican Team		5-1	Silver Medal Centrobasket Championship		
2011	Venezuelan Team		12-9	5th FIBA Americas Championship		
2012	Venezuelan Team		7-4	Silver Medal FIBA South American Championship		

MUSSELMAN COMPOSITE COACHING RECORD

COLLEGIATE	7th Yr	Overall	Conf	Conf Tourn	NCAA/CBI	ALL POST
Nevada	4 yrs	194-63	87-38	9-5	8-5 / 5-1	22-11
Arkansas	4 yrs	84-29	33-20	6-3	2-3 / 5-1	13-7
				3-2	6-2 / --	9-4

PROFESSIONAL 14 Seasons 503-291 (50-39 Postseason *)

CBA	7 years	270-122	(39-34 Postseason*)
Rapid City	5 years	191-89	(27-25 Postseason *)
Florida	2 years	79-33	(12-9 Postseason *)
USBL	2 years	53-3	(4-0 Postseason *)
Florida	2 years	53-3	(4-0 Postseason *)
NBA	3 years	108-138	--
Golden State	2 years	75-89	--
Sacramento	1 year	33-49	--
D-League	2 years	72-28	(7-5 Postseason *)
Reno	1 year	34-16	(2-3 Postseason *)
Los Angeles	1 year	28-12	(5-2 Postseason *)
INTERNATIONAL	3 Years	24-14	--
Dominican	1 years	5-1	--
Venezuelan	2 years	19-13	--

* - Note, professional basketball does not include playoff results in W-L record

* - Musselman's pro record including playoffs is 553-330

MUSSELMAN STOPS BY YEAR

1989-90	Head Coach	Rapid City Thrillers	CBA
1990-91	Asst. Coach	Minnesota Timberwolves	NBA
1991-92	Head Coach	Rapid City Thrillers	CBA
1992-93	Head Coach	Rapid City Thrillers	CBA
1993-94	Head Coach	Rapid City Thrillers	CBA
1994-95	Head Coach	Rapid City Thrillers	CBA
Spring '95	Head Coach	Florida Sharks	USBL
1995-96	Head Coach	Florida Beachdogs	CBA
Spring '96	Head Coach	Florida Sharks	USBL
1996-97	Head Coach	Florida Beachdogs	CBA
1998-99	Asst. Coach	Orlando Magic	NBA
1999-00	Asst. Coach	Orlando Magic	NBA
2000-01	Asst. Coach	Atlanta Hawks	NBA
2001-02	Asst. Coach	Atlanta Hawks	NBA
2002-03	Head Coach	Golden State Warriors	NBA
2003-04	Head Coach	Golden State Warriors	NBA
2004-05	Asst. Coach	Memphis Grizzlies	NBA
2005-06	Asst. Coach	Memphis Grizzlies	NBA
2006-07	Head Coach	Sacramento Kings	NBA
2007-10	• DID NOT COACH FOR 3 SEASONS •		
2010-11	Head Coach	Reno Bighorns	NBADL
2011-12	Head Coach	Los Angeles Defenders	NBADL
2012-13	Asst. Coach	Arizona State Sun Devils	NCAA
2013-14	Assoc. HC	Arizona State Sun Devils	NCAA
2014-15	Assoc. HC	LSU Tigers	NCAA
2015-16	Head Coach	Nevada Wolf Pack	NCAA
2016-17	Head Coach	Nevada Wolf Pack	NCAA
2017-18	Head Coach	Nevada Wolf Pack	NCAA
2018-19	Head Coach	Nevada Wolf Pack	NCAA
2019-20	Head Coach	Arkansas Razorbacks	NCAA
2020-21	Head Coach	Arkansas Razorbacks	NCAA
2021-22	Head Coach	Arkansas Razorbacks	NCAA
2022-23	Head Coach	Arkansas Razorbacks	NCAA



MUSSELMAN AT A GLANCE

- Eric Musselman was named Arkansas' 13th head men's basketball coach on April 7, 2019. He has over 30 years of coaching experience, including his seven as a collegiate head coach and 14 as a professional head coach.
- In his first seven years as a collegiate head coach, Musselman has won at least 20 games each season (24, 28, 29, 29, 20, 25 and 28), advanced to all six postseasons played (including five straight NCAA tournaments) and reached three NCAA Sweet 16's, including an Elite 8 appearances with the Hogs in 2021 and '22. Prior to entering the collegiate head coaching ranks, Musselman was a head coach for seven professional teams, including two seasons with the Golden State Warriors (2002-04) and one with the Sacramento Kings (2006-07). He won over 550 games as a professional head coach with a combined pro winning percentage of .626 (553-330).
- Musselman played collegiately at the University of San Diego and helped the Toreros to NCAA Tournament berths in 1984 and 1987. He was recipient of the program's Bugelli Leadership Award as a senior.
- Musselman is married to Danyelle Sargent Musselman, who has worked at ESPN, Fox Sports and the NFL Network as a broadcaster. Musselman has two sons, Michael and Matthew, and the couple has a daughter, Mariah.
- Musselman's father Bill was also an NBA head coach and they were the first father-son combination to become head coaches in the NBA.

MUSSELMAN DID YOU KNOWS

- Named General Manager of CBA's Rapid City Thrillers at age of 22. The next year, became head coach of the Thrillers at he age of 23, the youngest coach in CBA history.
- From 1990-1997, had 26 players called up to the NBA, the highest number in the league during that span.
- Is the only person in CBA history to coach in five league All-Star Games (1990, 1992, 1993, 1994, 1997)
- The first coach in professional basketball history to win 100 games by the age of 28.
- At the age of 37, named head coach of the Golden State Warriors and was the youngest head coach ever hired by an NBA team at the time.
- He and his father, Bill, were first father-son combination to both become head coaches in NBA history.
- In 2003, was runner-up to Gregg Popovich for NBA Coach of the Year Award voting (231 points, including 26 first-place votes).
- Is the CBA's third all-time winningest coach (270-122 in seven seasons) and the most successful coach (54-3 in two seasons) in the history of the United States Basketball League.
- Led CBA in scoring (116.7 ppg) in 192-93 and was 2nd in NBA in scoring (102.4 ppg) in 2002-03.
- Only needed 130 games to win his 100th game as a collegiate head coach. He was the 27th-fastest coach in NCAA history to reach 100 wins but was the ninth-fastest since 1970.
- In his first season at Arkansas, the Razorbacks led the NCAA in 3-point field goal percentage defense while Arkansas led the NCAA in both free throws made and attempted in 2022.

MUSSELMAN VS. ALL OPPONENTS

Opponent	Overall	at Nevada	at Arkansas	Last Meeting
Abilene Christian	1-0	0-0	1-0	12/20/20
Air Force	7-0	7-0	0-0	03/05/19
Akron	1-0	1-0	0-0	12/22/18
Alabama	2-2	0-0	2-2	02/12/22
Arizona State	1-0	1-0	0-0	12/07/18
Auburn	3-1	0-0	3-1	02/08/22
Austin Peay	1-0	0-0	1-0	11/12/19
Baylor	0-1	0-0	0-1	03/29/21
Boise State	7-2	7-2	0-0	02/02/19
Bradley	2-0	1-0	1-0	12/17/22
Buffalo	1-0	1-0	0-0	11/25/16
BYU	1-0	1-0	0-0	11/06/18
Cal State Fullerton	0-1	0-1	0-0	11/28/15
California Baptist	1-0	1-0	0-0	11/19/18
Central Arkansas	2-0	0-0	2-0	12/01/21
Charlotte	1-0	0-0	1-0	12/11/21
Cincinnati	2-0	1-0	1-0	11/23/21
Coastal Carolina	1-0	1-0	0-0	11/13/15
Colgate	1-0	0-0	1-0	03/19/21
Colorado State	7-1	7-1	0-0	02/02/19
Creighton	0-1	0-0	0-1	11/22/22
Davidson	1-0	1-0	0-0	11/21/17
Drake	1-0	1-0	0-0	12/12/15
Duke	0-1	0-0	0-1	03/26/22
Eastern Washington	1-0	1-0	0-0	03/21/16
Elon	1-0	0-0	1-0	12/21/21
Florida	2-2	0-1	2-1	02/22/22
Fordham	1-0	0-0	1-0	11/11/22
Fresno Pacific	1-0	1-0	0-0	12/09/15
Fresno State	6-3	6-3	0-0	02/23/19
Gardner-Webb	1-0	0-0	1-0	11/13/21
Georgia	2-1	0-0	2-1	02/02/22
Georgia Tech	1-0	0-0	1-0	11/25/19
Grand Canyon	1-0	1-0	0-0	12/09/18
Gonzaga	1-0	0-0	1-0	03/24/22
Hawai'i	1-1	1-1	0-0	11/24/17
Hofstra	0-1	0-0	0-1	12/18/21
Holy Names	1-0	1-0	0-0	11/30/15
Idaho	1-0	1-0	0-0	11/10/17
Illinois State	1-0	1-0	0-0	11/29/17
Indiana	1-0	0-0	1-0	12/29/19
Iona	1-1	1-1	0-0	11/26/16
Iowa State	0-1	0-1	0-0	03/16/17
Kansas State	1-0	0-0	1-0	11/2/21
Kentucky	2-1	0-0	2-1	02/26/22
Little Rock	1-0	0-0	1-0	12/04/21
Lipscomb	1-0	0-0	1-0	12/05/20
Little Rock	1-0	1-0	0-0	11/16/18
LSU	5-3	0-0	5-3	03/11/22
Louisville	1-0	0-0	1-0	11/21/22
Loyola-Chicago	1-1	1-1	0-0	11/28/18
Loyola Marymount	1-0	1-0	0-0	11/14/16
Ole Miss	3-0	0-0	3-0	01/26/22
Massachusetts	1-0	1-0	0-0	11/23/18
Mercer	1-0	0-0	2-0	11/09/21
Mississippi State	2-3	0-0	2-3	02/05/22
Mississippi Valley	1-0	0-0	1-0	11/25/20
Missouri	5-2	0-0	5-2	02/15/22
Montana	2-0	1-0	1-0	11/16/19
Montana State	1-0	1-0	0-0	11/15/15
Morehead State	2-1	2-1	0-0	04/01/16
New Mexico	5-3	5-3	0-0	02/09/19
New Mexico State	1-0	0-0	1-0	03/19/22
North Dakota State	1-0	0-0	1-0	11/07/22
North Texas	2-0	0-0	2-0	11/29/20

MUSSELMAN VS. ALL OPPONENTS

Opponent	Overall	at Nevada	at Arkansas	Last Meeting
Northern Iowa	1-0	0-0	1-0	11/17/21
Northern Kentucky	1-0	0-0	1-0	11/30/19
Oakland	1-0	1-0	0-0	11/23/16
Oklahoma	1-1	0-0	1-1	12/10/22
Oklahoma State	0-1	0-0	0-1	01/30/21
Oral Roberts	2-0	0-0	2-0	03/27/21
Oregon State	1-1	1-1	0-0	11/18/16
Pacific	4-0	4-0	0-0	11/09/18
Penn	1-0	0-0	1-0	11/28/21
Portland State	1-0	1-0	0-0	11/25/15
Radford	1-0	1-0	0-0	12/17/17
Rhode Island	1-0	1-0	0-0	11/13/17
Rice	1-0	0-0	1-0	11/05/19
Saint Mary's	0-1	0-1	0-0	11/11/16
San Diego State	4-7	3-7	1-0	11/23/22
San Francisco	0-1	0-1	0-0	12/23/17
San Jose State	6-0	6-0	1-0	12/03/22
Santa Clara	2-0	2-0	0-0	11/15/17
South Carolina	2-1	0-0	2-1	01/18/22
South Dakota	1-0	0-0	1-0	11/22/19
South Dakota State	2-0	1-0	1-0	11/16/22
Southern	1-0	0-0	1-0	12/09/20
Southern Cal	1-0	1-0	0-0	12/01/18
Southern Illinois	1-0	1-0	0-0	12/22/17
Tennessee	2-3	0-0	2-3	03/05/22
Texas	1-0	1-0	0-0	03/16/18
Texas A&M	3-3	0-0	3-3	03/12/22
Texas Tech	1-0	0-0	1-0	03/21/21
TCU	1-1	0-1	1-0	01/25/20
Texas Southern	1-0	0-0	1-0	11/19/19
Texas Tech	0-1	0-1	0-0	12/05/17
Towson	1-0	1-0	0-0	12/21/16
Troy	1-0	0-0	1-0	11/28/22
Tulsa	2-0	1-0	1-0	12/14/19
UC Davis	1-0	1-0	0-0	12/19/17
UC Irvine	2-0	2-0	0-0	12/02/17
UC Santa Barbara	1-0	1-0	0-0	12/22/16
UNC Greensboro	1-0	0-0	1-0	12/06/22
UNC Asheville	1-0	0-0	1-0	12/21/22
UNLV	7-2	7-2	0-0	02/27/19
UT Arlington	1-0	0-0	1-0	12/02/20
Utah	1-0	1-0	0-0	12/29/18
Utah State	7-2	7-2	0-0	03/02/19
Valparaiso	1-0	0-0	1-0	12/21/19
Vanderbilt	3-1	0-0	3-1	01/04/22
Vermont	2-0	1-0	1-0	03/17/16
Washington	1-0	1-0	0-0	12/11/16
West Virginia	1-0	0-0	1-0	01/29/22
Western Kentucky	0-1	0-0	0-1	12/07/19
Wichita State	0-1	0-1	0-0	12/22/15
Wyoming	5-1	5-1	0-0	02/16/19
Totals	194-63	110-34	84-29	

MUSSELMAN VS. CONFERENCES

American Athletic	4-0	CAA	2-1	Ohio Valley	3-1
American East	2-0	C-USA	4-1	Pac-12	5-1
ACC	3-0	Horizon League	2-0	Patriot League	1-0
Atlantic Sun	2-0	Ind./Non D-1	2-0	SEC	35-23
Atlantic 10	4-0	Ivy League	1-0	SoCon	2-0
Big East	0-1	MAAC	1-1	Southland	2-0
Big Sky	6-0	Mid-American	1-0	SWAC	3-0
Big South	4-0	MEAC	0-0	Summit League	6-0
Big Ten	1-0	Missouri Valley	8-2	Sun Belt	5-0
Big 12	6-6	Mountain West	62-21	WCC	9-2
Big West	5-2	Northeast	0-0	WAC	3-0

MUSSELMAN RECORD BREAKDOWN

OVERALL:	194-63
- AT ARKANSAS.....	84-29
Home:.....	112-11 54-6 at Arkansas
Away:.....	48-35 14-16 at Arkansas
Neutral:.....	34-17 16-7 at Arkansas
CONFERENCE GAMES:	87-38
- AT ARKANSAS.....	33-20
Home:.....	53-11 22-6 at Arkansas
Away:.....	34-27 11-14 at Arkansas
VS RANKED TEAMS...11-12	AS RANKED TEAM:76-20
- AT ARKANSAS.....9-9	- AT ARKANSAS.....38-8
Home:.....	4-3 / 4-3 at Ark Home:.....
Away:.....	2-4 / 2-3 at Ark Away:.....
Neutral:.....	5-5 / 3-3 at Ark Neutral:.....
RECORD BY MONTH:	
November:.....	46-5 21-1 at Arkansas
December:.....	41-11 20-4 at Arkansas
January:.....	38-17 14-11 at Arkansas
February:.....	37-13 15-7 at Arkansas
March:.....	29-17 13-6 at Arkansas
April:.....	1-0 0-0 at Arkansas
WHEN LEADING AT HALFTIME:	148-7
at Arkansas.....	64-3
WHEN TRAILING AT HALFTIME:	43-55
at Arkansas.....	18-26
WHEN TIED AT HALFTIME:	4-1
at Arkansas.....	2-0
OUT-REBOUNDING OPP:	119-16
at Arkansas.....	49-6
BEING OUT-REBOUNDED:	64-44
at Arkansas.....	31-22
REBOUNDS ARE EVEN:	11-2
at Arkansas.....	4-1
WHEN SCORING FIRST:	115-27
at Arkansas.....	49-11
WHEN OPPONENT SCORES FIRST:	79-36
at Arkansas.....	35-18
ONE-POSSESSION GAMES:	23-14
at Arkansas.....	8-6
OVERTIME GAMES:	11-6
at Arkansas.....	5-3
GAMES DECIDED BY 1-5 PTS:	40-26
at Arkansas.....	16-12
GAMES DECIDED BY 6-10 PTS:	35-17
at Arkansas.....	20-9
GAMES DECIDED BY 11-19 PTS:	60-13
at Arkansas.....	27-5
GAMES DECIDED BY 20-PLUS PTS:	49-7
at Arkansas.....	21-3
SHOOTING 50 PERCENT OR BETTER:	61-2
at Arkansas.....	23-1
SHOOTING PCT. BETTER THAN OPP:	161-11
at Arkansas.....	72-6
SHOOTING PCT. WORSE THAN OPP:	32-51
at Arkansas.....	12-23
SHOOTING PCT. SAME AS OPP:	1-1
at Arkansas.....	0-0
OUT-SCORING OPP BENCH:	95-9
at Arkansas.....	42-8
OUT-SCORED BY OPP BENCH:	93-43
at Arkansas.....	40-19
BENCH SCORING EVEN:	7-1
at Arkansas.....	3-1

MOST POINTS BY A MUSSELMAN TEAM

NOTE: MISSING RESULTS FROM RAPID CITY (CBA) AND FLORIDA (USBL)			
142	Arkansas	Mississippi Valley State	11/25/20 W, 142-62
138	LA D-Fenders	Erie BayHawks	02/06/12 W, 138-107
135	LA D-Fenders	Stockton Kings	11/28/11 W, 135-103
135	Sacramento	Charlotte Bobcats	02/28/07 W, 135-120
135	Golden State	Orlando Magic	11/16/02 W, 135-92
133	Golden State	at Milwaukee Bucks	03/08/03 L, 133-138 (OT)
132	LA D-Fenders	Rio Grande Valley Vipers	12/05/11 W, 132-126
128	Sacramento	Los Angeles Lakers	12/29/06 L, 128-132 (OT)
128	Golden State	Utah Jazz	04/08/03 W, 128-102
127	LA D-Fenders	Canton Charge	01/30/12 W, 127-87
127	Reno	Idaho Stampede	12/01/10 W, 127-117
126	Reno	Rio Grande Valley Vipers	004/20/11 L, 126-134

PLAYER GAME HIGHS:

MOST POINTS:	
at Nevada:	45 Jordan Caroline at New Mexico 01/07/17
	40 Jordan Caroline at Colorado St 02/06/19
	37 D.J. Fenner vs UNLV 02/08/17
	34 Marqueeze Coleman at Hawai'i 11/16/15
	33 Caleb Martin at Utah 12/29/18
	32 Marcus Marshall at Wyoming 01/14/17
	32 Marcus Marshall at Washington 12/11/16
	32 Tyrone Criswell vs Eastern Washington 03/21/16
	30 4x
at Arkansas:	41 Mason Jones vs Tulsa 12/14/19
	40 Mason Jones vs Auburn 02/04/20
	38 Mason Jones vs Miss State 02/15/20
	37 Mason Jones vs Tennessee 02/26/20
	36 Mason Jones vs LSU 03/04/20
	34 Mason Jones vs South Carolina 01/29/20
	34 Isaiah Joe at Ole Miss 01/11/20
	33 Isaiah Joe vs Texas Southern 11/19/19
	32 Mason Jones vs Rice 11/05/19
	31 Stanley Umude at Georgia 02/02/22
	31 JD Notae at Texas A&M 01/08/22
	30 5x - Last: JD Notae vs Kentucky 02/26/22
Season Opener: 32 Mason Jones vs Rice 11/05/19	
SEC Opener 17 Isaiah Joe & Mason Jones vs TX A&M 01/04/20	
SEC Game: 40 Mason Jones vs Auburn 02/04/20	
SEC Tourney: 28 Moses Moody vs LSU 03/13/20	
NCAA Tourney: 27, Justin Smith vs Colgate 03/19/21	
Bud Walton: 41 Mason Jones vs Tulsa 12/14/19	
Road Game: 34 Isaiah Joe at Ole Miss 01/11/20	
Neutral Site: 28 Moses Moody vs LSU 03/13/20	
Ranked Opp: 40 Mason Jones vs Auburn 02/04/20	
Frosh: 28 (4x) Moses Moody (Bama, USC, TX A&M, LSU)	
Soph: 34 Isaiah Joe at Ole Miss 01/11/20	
Junior: 41 Mason Jones vs Tulsa 12/14/19	
Senior+: 31 (2x) Notae at TX A&M and Umude at Georgia	
MOST FIELD GOALS MADE:	
at Nevada:	17 Jordan Caroline at New Mexico 01/07/17
	13 Cody Martin vs Utah State 02/17/18
	12 Jordan Caroline at UNLV 02/25/17
	12 Cameron Oliver vs Eastern Washington 03/21/16
	12 D.J. Fenner v UNLV 02/08/17
at Arkansas:	14 Jimmy Whitt Jr. vs Vanderbilt 01/15/20
	12 Ricky Council IV vs Troy 11/28/22
	12 Stanley Umude at Georgia 02/02/22
	12 Mason Jones vs Auburn 02/04/20
	12 Mason Jones vs Tulsa 12/14/19
	12 Mason Jones vs Rice 11/05/19
MOST 3-POINTERS MADE:	
at Nevada:	8 Marcus Marshall at UNLV 02/25/17
	7 6x
at Arkansas:	8 Mason Jones at Texas A&M 03/07/20
	7 Isaiah Joe at Ole Miss 01/11/20
	6 5x - LAST: Stanley Umude at Missouri 02/15/22
MOST FREE THROWS MADE:	
at Nevada:	15 Marcus Marshall vs Boise State 02/22/17
	15 Marqueeze Coleman vs UNLV 01/23/16
	15 Marqueeze Coleman at Hawai'i 11/16/15
	14 Jordan Caroline vs Rhode Island 11/13/17
	14 Marcus Marshall at Wyoming 01/14/17
at Arkansas:	18 Mason Jones vs Miss State 02/15/20
	16 Moses Moody vs Alabama 02/24/21
	15 Mason Jones vs South Carolina 01/29/20
	13 JD Notae vs Kentucky 02/26/22
	12 4x - Last Chris Lykes vs Elon 12/21/21
MOST REBOUNDS:	
at Nevada:	24 Cameron Oliver vs Fresno State 02/1/16
	21 Cameron Oliver at UNLV 02/20/16
	17 Cameron Oliver vs Colorado State 03/04/17
	6x
at Arkansas:	17 Justin Smith vs Oral Roberts 12/20/20
	16 Jaylin Williams vs Tennessee 02/19/22
	16 Connor Vanover vs North Texas 11/28/20
	15 Jaylin Williams vs New Mexico St 03/19/22
	15 Jaylin Williams vs West Virginia 01/29/22
	15 Jimmy Whitt Jr. vs LSU 03/04/20
	14 Makhi Mitchell vs UNGC 12/06/22
	14 Justin Smith vs Oral Roberts 03/27/21
Season Opener: 12 Trevon Brazile vs North Dakota State 11/07/22	
SEC Opener 6 Mason Jones vs Texas A&M 01/04/20	
SEC Game: 16 Jaylin Williams vs Tennessee 02/19/22	
SEC Tourney: 11 Jaylin Williams vs LSU 03/11/22	
NCAA Tourney: 15 Jaylin Williams vs New Mexico St 03/19/22	
Bud Walton: 17 Justin Smith vs Oral Roberts 12/20/20	
Road Game: 13 Jaylin Williams at LSU 01/15/22	
Neutral Site: 15 Jaylin Williams vs New Mexico St 03/19/22	
Ranked Opp: 16 Jaylin Williams vs New Mexico St 02/19/22	
Frosh: 10 (5x) last by Jaylin Williams vs Texas Tech 03/21/21	
Soph: 16 (2x) last Jaylin Williams vs Tennessee 02/19/22	
Junior: 12 Mason Jones vs South Carolina 01/29/20	
Senior+: 17 Justin Smith vs Oral Roberts 12/20/20	

MOST OFFENSIVE REBOUNDS:	
at Nevada:	11 AJ West at Pacific 11/21/15
	8 Cameron Oliver vs Fresno State 02/1/16
at Arkansas:	11 Justin Smith vs Oral Roberts 03/27/21
	10 Justin Smith vs Oral Roberts 12/12/20
	6 Au'Diese Toney vs Cincinnati 11/23/21
	6 Justin Smith vs UT Arlington 12/02/20
	6 Reggie Chaney at Missouri 02/08/20
	5 9x - Last: Au'Diese Toney vs AUB 02/08/22
MOST DEFENSIVE REBOUNDS:	
at Nevada:	16 Cameron Oliver vs Fresno State 02/1/16
	14 Cameron Oliver vs Colorado State 03/04/17
	14 Cameron Oliver at Wyoming 0/14/17
	13 Cameron Oliver vs Colorado State 03/11/17
	13 Cameron Oliver at Air Force 02/15/17
at Arkansas:	15 Jaylin Williams vs Tennessee 02/19/22
	15 Jaylin Williams vs West Virginia 01/29/22
	14 Makhi Mitchell vs UNGC 12/06/22
	14 Connor Vanover vs North Texas 11/28/20
	14 Jimmy Whitt Jr. vs LSU 03/04/20
	13 Jaylin Williams vs New Mexico St 03/19/22
	13 Jaylin Williams at LSU 01/15/22
	11 5x - LAST: Trevon Brazile vs N Dakota St 11/07/22
MOST ASSISTS:	
at Nevada:	11 Cody Martin vs BYU 11/06/18
	11 Cody Martin vs Colorado State 02/25/18
	11 Marqueeze Coleman vs Holy Names 11/30/15
	10 Cody Martin vs Little Rock 11/16/18
	10 Cody Martin vs Pacific 11/09/18
	10 Marcus Marshall vs Colorado State 03/04/17
at Arkansas:	11 Jalen Tate vs UCA 12/12/12
	10 Jalen Tate vs Georgia 01/09/21
	9 Mason Jones at Ole Miss 01/11/20
	8 JD Notae vs Kentucky 02/26/22
	8 Davonte Davis vs Charlotte 12/07/21
	8 Jalen Tate at Vanderbilt 01/23/21
	8 Mason Jones vs Vanderbilt 01/15/20
Season Opener: 7 Isaiah Joe vs Rice 11/05/19	
SEC Opener 5 Jalen Harris vs Texas A&M 01/04/20	
SEC Game: 10 Jalen Tate vs Virginia 01/09/21	
SEC Tourney: 6 Mason Jones vs Vanderbilt 03/11/20	
NCAA Tourney: 2 (2x) last JD Notae vs Gonzaga 03/12/22	
Bud Walton: 11 Jalen Tate vs Central Arkansas 12/12/12	
Road Game: 9 Mason Jones at Ole Miss 01/11/20	
Neutral Site: 6 Jalen Tate vs Oral Roberts 03/27/21	
Ranked Opp: 6 (2x) last JD Notae vs Gonzaga 03/12/22	
Frosh: 6 Davonte Davis (2x) vs Georgia and vs LSU	
Soph: 8 Davonte Davis vs Charlotte 12/07/21	
Junior: 9 Mason Jones at Ole Miss 01/11/20	
Senior+: 11 Jalen Tate vs Central Arkansas 12/12/12	
MOST STEALS:	
at Nevada:	5 Caleb Martin vs California Baptist 11/19/18
	5 Jordan Caroline at San Diego St 02/12/17
	5 Marqueeze Coleman at New Mexico 12/30/15
	4 17x
at Arkansas:	8 JD Notae vs New Mexico St 03/19/22
	7 JD Notae vs Mercer 11/09/21
	7 JD Notae vs Vanderbilt 01/04/22
	6 Jaylin Williams vs Texas A&M 01/22/22
	5 8x: last Davonte Davis vs Bradley 12/17/22
Season Opener: 7 JD Notae vs Mercer 11/09/21	
SEC Opener 3 Mason Jones vs Texas A&M 01/04/20	
SEC Game: 7 JD Notae vs Vanderbilt 01/04/21	
SEC Tourney: 4 Notae vs LSU 03/11/22 & Davis vs LSU 03/13/20	
NCAA Tourney: 8 JD Notae vs New Mexico St 03/09/22	
Bud Walton: 7 JD Notae vs Mercer 11/09/21	
Road Game: 5 (2x) last JD Notae at South Carolina	
Neutral Site: 8 JD Notae vs New Mexico St 03/09/22	
Ranked Opp: 4 Desi Sills vs Auburn 02/04/20	
Frosh: 4 (2x) Last Jordan Walsh vs Bradley 12/17/22	
Soph: 6 Jaylin Williams vs Texas A&M 01/22/22	
Junior: 5 (5x) Last Davonte Davis vs Bradley 12/17/22	
Senior+: 8 JD Notae vs New Mexico St 03/09/22	
MOST BLOCKED SHOTS:	
at Nevada:	6 Cameron Oliver vs Morehead State 04/01/16
	5 7x
at Arkansas:	6 Connor Vanover vs North Texas 11/28/20
	5 Connor Vanover at Oklahoma St. 01/30/21
	5 Connor Vanover vs Ole Miss 01/27/21
	5 Adrio Bailey vs Valpo 12/21/19
	5 Adrio Bailey vs Texas Southern 11/19/19
	4 8x LAST Makhi Mitchell vs UNGC 12/06/22
Season Opener: 3 Connor Vanover vs Miss Valley 11/25/20	
SEC Opener: 3 Jaylin Williams at Mississippi State 12/29/21	
SEC Game: 5 Connor Vanover vs Ole Miss 01/27/21	
SEC Tourney: 4 Jaylin Williams vs Tennessee 02/19/22	
NCAA Tourney: 3 Moses Moody vs Oral Roberts 03/27/21	
Bud Walton: 6 Connor Vanover vs North Texas 11/28/20	
Road Game: 5 Connor Vanover at Oklahoma State 01/30/21	
Neutral Site: 5 Adrio Bailey vs Valpo 12/21/19	
Ranked Opp: 4 Jalen Tate vs Alabama 02/24/21	
Frosh: 4 Jaylin Williams vs LSU 02/27/21	
Soph: 6 Connor Vanover vs North Texas 11/28/20	
Junior: 3 (2x) last Ethan Henderson vs LSU 03/13/21	
Senior+: 5 Adrio Bailey 2x	

MOST POINTS:		
at Nevada:	119 vs Fresno State 12/09/15	W, 119-70
	110 vs UMass 11/23/18	W, 110-87
	108 vs Holy Names 11/30/15	W, 108-57
	105 at New Mexico 01/07/17	W, 105-104 (OT)
	104 vs UNLV 02/08/17	W, 104-77
	103 at Wyoming 01/24/18	L, 103-104 (2OT)
	102 vs Fresno State 01/31/18	W, 102-92
	101 at UNLV 02/28/18	W, 101-75
	100 vs Colorado State 01/23/19	W, 100-60
at Arkansas:	142 vs Mississippi Valley 11/25/20	W, 142-62
	101 at South Carolina 03/02/21	W, 101-73
	100 vs Central Arkansas 12/12/12	W, 100-75
	99 vs San Jose State 12/03/22	W, 99-58
	99 at Georgia 02/02/22	W, 99-73
	99 vs Georgia 01/09/21	W, 99-69
	99 vs LSU 03/04/20	W, 99-90
	98 vs Tulsa 12/14/19	W, 98-79
	97 vs Central Arkansas 12/01/21	W, 97-60
	97 at Auburn 12/30/20	W, 97-89
MOST FIELD GOALS MADE:		
at Nevada:	40 vs UMass 11/23/18	
	40 vs Fresno State 12/09/15	
	40 vs Holy Names 11/30/15	
	38 vs San Jose State 0/09/19	
	38 vs UNLV 02/08/17	
at Arkansas:	48 vs Mississippi Valley 11/25/20	
	40 at Georgia 02/02/22	
	40 vs Central Arkansas 12/01/21	
	40 vs Central Arkansas 12/12/20	
MOST FIELD GOALS ATTEMPTED:		
at Nevada:	80 at UNLV 02/20/16	
	77 vs Colorado State 02/25/18	
	75 at New Mexico 01/07/17	
	74 3x last vs Wyoming 01/03/18	
at Arkansas:	86 vs Mississippi Valley 11/25/20	
	77 vs Oral Roberts 12/20/20	
	76 at LSU 01/13/21	
	76 vs Central Arkansas 12/12/20	
BEST FIELD GOAL PERCENTAGE:		
at Nevada:	.615 (40-65) vs UMass 11/23/18	
	.597 (40-67) vs Fresno State 12/09/15	
	.597 (40-67) vs Holy Names 11/30/15	
	.593 (32-54) at Utah State 02/17/18	
	.589 (33-56) vs Fresno State 01/31/18	
at Arkansas:	.627 (37-59) vs San Jose State 12/03/22	
	.593 (33-55) vs Oklahoma 12/12/22	
	.571 (36-63) at Vanderbilt 01/23/21	
	.569 (29-51) vs Louisville 11/21/22	
	.567 (34-60) vs Little Rock 12/04/21	
	.567 (34-60) vs Tulsa 12/14/19	
	.563 (40-71) at Georgia 02/02/22	
	.558 (48-86) vs Mississippi Valley 11/25/20	
MOST 3-POINT FIELD GOALS MADE:		
at Nevada:	17 at Pacific 11/18/17	
	15 vs Pacific 11/09/18	
	15 at Air Force 01/06/18	
	15 at Santa Clara 11/15/17	
	15 at New Mexico 01/07/17	
at Arkansas:	20 vs Mississippi Valley 11/25/20	
	15 at Georgia 02/02/22	
	15 at South Carolina 03/02/21	
	14 at Texas A&M 03/07/20	
	13 vs Gardner-Webb 11/13/21	
MOST 3-POINT FIELD GOALS ATTEMPTED:		
at Nevada:	39 vs South Dakota State 12/15/18	
	37 at Fresno State 01/12/19	
	37 vs San Jose State 02/21/18	
	34 vs San Jose State 01/09/19	
	34 at Pacific 11/18/17	
at Arkansas:	40 vs Mississippi Valley 11/25/20	
	34 vs Lipscomb 12/05/20	
	33 at South Carolina 03/02/21	
	33 vs Southern 12/09/20	
	32 at Texas A&M 03/07/20	
BEST 3-POINT FIELD GOAL PERCENTAGE:		
at Nevada:	.600 (61-10) vs Morehead State 03/30/16	
	.588 (10-17) at Fresno State 12/27/17	
	.579 (11-19) vs Southern Illinois 12/22/17	
	.550 (11/20) vs Oakland 11/23/16	
at Arkansas:	.667 (6-9) vs TCU 01/25/20	
	.615 (8-13) vs San Jose State 12/03/22	
	.571 (12-21) vs Georgia 01/09/21	
	.536 (15-28) at Georgia 02/02/22	
	.524 (11-21) at Missouri 02/15/22	
	.500 (20-40) vs Mississippi Valley 11/25/20	
MOST FREE THROWS MADE:		
at Nevada:	39 vs Morehead State 04/01/16	
	36 vs Rhode Island 11/13/17	
	35 vs Tulsa 11/22/18	
	31 at Wyoming 01/14/17	

MUSS TEAMS IN THE NCAA/CONFERENCE STATS									
	2015-16	2016-17	2017-18	2018-19	2019-20	2020-21	2021-22		
3-pt FG Att	176 / 8	37 / 2	29 / 2	51 / 2	115 / 5	26 / 3	105 / 7		
A-Turnover Ratio	232 / 9	13 / 1	2 / 1	15 / 1	140 / 4	103 / 2	110 / 4		
Assists/Gm	220 / 9	32 / 1	27 / 2	75 / 3	226 / 10	80 / 4	116 / 7		
Blocks/Gm	7 / 1	64 / 3	74 / 2	100 / 2	84 / 9	17 / 4	71 / 8		
FG Pct	19 / 1	31 / 2	92 / 6	31 / 2	287 / 12	36 / 2	52 / 3		
Def Reb/Gm	19 / 1	105 / 3	253 / 9	184 / 6	322 / 12	329 / 13	323 / 10		
Fewest Fouls	342 / 11	11 / 1	59 / 1	24 / 1	51 / 1	320 / 10	291 / 7		
Fewest TO	335 / 11	35 / 1	50 / 3	60 / 3	68 / 4	147 / 6	218 / 10		
FT Pct	251 / 9	146 / 5	146 / 5	136 / 3	147 / 6	100 / 4	218 / 10		
FG Pct Defense	28 / 2	120 / 7	140 / 4	42 / 3	169 / 12	70 / 5	58 / 4		
FT Attempts	2 / 1	13 / 1	16 / 2	16 / 1	8 / 2	5 / 1	1 / 1		
FT Made	1 / 1	24 / 2	9 / 2	17 / 1	3 / 1	2 / 1	1 / 1		
FT Pct	43 / 2	159 / 6	66 / 2	167 / 6	102 / 6	68 / 4	32 / 1		
Off Reb/Gm	76 / 2	132 / 3	255 / 7	205 / 6	325 / 14	44 / 8	107 / 11		
Fouls/Gm	275 / 8	35 / 1	95 / 16	126 / 3	311 / 12	131 / 3	189 / 6		
Reb Margin	4 / 2	72 / 1	232 / 81	97 / 3	342 / 14	56 / 3	89 / 6		
Scoring Defense	117 / 5	151 / 6	191 / 6	55 / 1	185 / 9	189 / 8	145 / 9		
Scoring Margin	117 / 5	39 / 1	27 / 1	11 / 3	70 / 4	24 / 1	53 / 5		
Scoring Offense	113 / 5	37 / 1	18 / 2	28 / 1	56 / 5	11 / 2	50 / 4		
Steals/Gm	98 / 3	262 / 8	174 / 6	172 / 4	41 / 1	48 / 4	72 / 8		
3 PT FG Defense	59 / 2	18 / 2	20 / 1	13 / 3	1 / 1	174 / 9	125 / 11		
3 PT FG/Game	323 / 11	33 / 2	31 / 3	74 / 3	143 / 4	169 / 5	279 / 11		
3 PT FG Pct	314 / 11	42 / 1	26 / 2	155 / 6	175 / 5	198 / 7	320 / 11		
3 PT FGM	251 / 9	22 / 5	15 / 2	59 / 2	129 / 4	39 / 4	182 / 7		
Total Assists	112 / 2	30 / 2	10 / 1	69 / 2	251 / 10	12 / 1	40 / 4		
Total Blocks	3 / 1	50 / 3	44 / 8	88 / 2	81 / 7	3 / 2	37 / 5		
Total Rebounds	21 / 1	25 / 3	44 / 2	63 / 2	306 / 14	4 / 3	8 / 2		
Total Rebs/Gm	18 / 1	41 / 1	171 / 6	72 / 4	322 / 14	18 / 2	50 / 5		
Total Steals	40 / 3	208 / 9	85 / 2	157 / 4	34 / 1	5 / 2	25 / 6		
Turnover Margin	184 / 5	169 / 7	22 / 2	152 / 3	9 / 1	58 / 2	40 / 4		
Turnovers Forced	154 / 5	306 / 10	191 / 6	127 / 3	29 / 1	52 / 7	42 / 5		
Fewest TO/Gm	208 / 7	26 / 2	4 / 1	13 / 1	47 / 1	151 / 3	133 / 4		
W-L Pct	93 / 3	17 / 1	17 / 1	7 / 1	89 / 5	17 / 2	36 / 4		
MOST TURNOVERS:									
at Nevada:	21	at Texas Tech 12/05/17							
	21	vs Morehead State 03/30/16							
	20	vs Fresno Pacific 12/09/15							
	20	at San Diego State 03/11/16							
at Arkansas	21	vs Rice 11/05/19							
	20	vs South Dakota State 11/16/22							
	20	vs Missouri 03/12/21							
	20	at Tennessee 01/06/21							
	20	vs Austin Peay 12/03/19							
	19	at LSU 01/15/22							
	19	vs Valparaiso 12/21/19							
MOST FOULS:									
at Nevada:	38	at Wichita State 12/22/15							
	30	at New Mexico 01/07/17							
	30	at New Mexico 12/30/15							
	28	at Utah State 03/02/19							
at Arkansas	32	at Missouri 02/08/20							
	28	Missouri 01/02/21							
	28	at Texas A&M 03/07/20							
	26	2x last at Tennessee 03/05/22 & 02/11/20							
OPPONENT GAME HIGHS (at Ark):									
POINTS	99	at Georgia 02/29/20							
	92	at LSU 01/13/21							
	90	vs Creighton 11/22/22							
	90	at Alabama 01/16/21							
	90	vs LSU 03/04/20							
FG MADE	38	at Georgia 02/29/20							
	34	at LSU 01/13/21							
	32	vs Oklahoma 12/10/22							
	31	9x LAST vs Creighton 11/22/22							
FG ATTEMPTS	80	vs Auburn 02/08/22							
	76	vs LSU 02/21/27							
	72	vs LSU 03/02/22							
	72	at South Carolina 02/03/21							
	72	vs Mississippi Valley 11/25/20							
	72	vs Valparaiso 12/21/19							
FG PCT	.588 (30-51)	vs Mississippi State 02/15/20							
	.585 (31-53)	vs Creighton 11/22/22							
	.571 (32-56)	vs Oklahoma 12/10/22							
	.567 (38-67)	at Georgia 02/29/20							
	.564 (31-55)	at Texas A&M 01/09/22							
	.549 (28-51)	vs Oklahoma 12/11/21							
3 PT MADE	17	vs Northern Iowa 11/17/21							
	15	at Alabama 01/16/21							
	15	at Auburn 12/30/20							
	14	at Kentucky 02/09/21							
	13	5x: LAST vs Oklahoma 12/11/21							
3 PT ATT	39	vs Mississippi Valley 11/25/20							
	37	vs Northern Iowa 11/17/21							
	33	vs Alabama 02/24/21							
	32	vs Auburn 02/08/22							
	32	at Missouri 02/13/21							

3 PT PCT	.667 (12-18)	at Tennessee 03/05/22
	.591 (13-22)	vs Oklahoma 12/11/21
	.538 (14-26)	at Kentucky 02/09/21
	.533 (8-15)	vs Texas A&M 03/12/22
	.533 (8-15)	vs Baylor 03/29/21
FT MADE	34	at Missouri 02/08/20
	28	vs Missouri 01/02/21
	27	vs LSU 03/11/22
	27	at Mississippi State 01/22/20
	25	at Ole Miss 01/11/20
FT ATTEMPTS	44	at Missouri 02/08/20
	39	vs Missouri 01/02/21
	33	vs South Carolina 01/29/20
	31	vs LSU 03/11/22
	31	at Texas A&M 03/07/20
	31	at Mississippi State 01/22/20
FT PCT	1.000 (13-13)	at Ole Miss 01/26/22
	1.000 (14-14)	vs Florida 02/16/21
	.962 (25-26)	at Ole Miss 01/11/20
	.950 (19-20)	vs Texas A&M 10/12/22
	.947 (18-19)	vs LSU 03/02/22
REBOUNDS	60	vs Auburn 02/08/22
	53	at LSU 01/08/20
	52	at Missouri 02/08/20
	51	vs Missouri 01/02/21
OFF REB	24	vs Auburn 02/08/22
	23	at LSU 01/08/20
	22	vs LSU 03/02/22
	16	vs Kentucky 02/26/22
DEF REB	41	vs Missouri 01/02/21
	37	at Georgia Tech 11/25/19
	36	vs Auburn 02/08/22
	35	vs Kentucky 01/18/20
ASSISTS	18	vs Texas A&M 03/12/22
	18	vs Oklahoma 12/11/21
	18	at Kentucky 02/09/21
	18	at Alabama 01/16/21
	17	9x LAST vs Creighton 11/22/22
STEALS	12	at Mississippi State 12/29/21
	12	at Alabama 01/16/21
	11	vs Texas A&M 01/22/22
	10	5x - LAST: at Texas A&M 01/08/22
BLOCKS	9	at Texas A&M 01/08/22
	9	vs Auburn 01/20/21
	9	at Tennessee 01/06/21
	7	at Oklahoma State 01/30/21
	7	vs Oral Roberts 12/20/20
TURNOVERS	30 vs Fordham 11/11/22	
	27 vs Bradley 12/17/22	
	27	vs Rice 11/05/19
	26	vs Mississippi State 02/02/21
	25	vs Central Arkansas 12/01/21
	24	at Georgia Tech 11/25/19
	24	vs Texas Southern 11/19/19
FOULS	35	vs LSU 03/04/20
	33	vs South Carolina 01/29/20
	32	vs Alabama 02/24/21
	29	vs West Virginia 01/29/22
	29	vs Missouri 01/02/21

ARKANSAS TEAM GAME LOWS:

FEWEST PTS	53	vs New Mexico State 03/19/22
	58	vs Tennessee 02/19/22
	59	at Alabama 01/16/21
	59	at Florida 02/18/20
	61	vs Mississippi State 02/02/21
	61	at Tennessee 02/11/20
FEWEST FG	14	vs New Mexico State 03/19/22
	15	at Tennessee 02/11/20
	18 vs UNCg 12/06/22	
	18	vs Tennessee 02/19/22
	19	vs Missouri 01/02/21
	19	vs Kentucky 01/18/20
FEWEST FGA	45	vs North Texas 11/12/19
	46	vs Austin Peay 12/03/19
	49	at Tennessee 02/11/20
LOWEST FG%	.275 (14-51)	vs New Mexico State 03/19/22
	.268 (19-71)	vs Missouri 01/02/21
	.305 (18-59)	vs Tennessee 02/19/22
	.306 (15-49)	at Tennessee 02/11/20
	.314 (22-70)	at Alabama 02/12/22
FEWEST 3PT FG	0	vs South Carolina 01/18/22
	1	vs Oral Roberts 03/27/21
	2 vs San Diego State 11/23/22	
	2 vs Fordham 11/11/22	
	3	vs Mississippi State 02/02/21
	3 12x - LAST vs Troy 11/28/22	
FEWEST 3 FGA	9	vs Oral Roberts 03/27/21
	9	vs TCU 01/25/20
	11 vs Bradley 12/17/22	
	11 vs Troy 11/28/22	
	11	vs South Carolina 01/18/22
	11	vs Baylor 03/29/21

LOWEST 3 PT%	.000 (0-11)	vs South Carolina 01/18/22
	.111 (1-9)	vs Oral Roberts 03/27/21
	.125 (2-16) vs Fordham 11/11/22	
	.118 (2-17)	vs Mississippi State 02/02/21
	.136 (3-22)	vs Kansas State 11/22/21
FEWEST FT	4	at Georgia 02/02/22
	4	at Oklahoma State 01/30/21
	6	at Mississippi State 01/22/20
	7	vs Rice 11/05/19
FEWEST FTA	7	at Georgia 02/02/22
	7	at Oklahoma State 01/30/21
	8	at Ole Miss 01/26/22
	8	vs Central Arkansas 12/12/20
LOWEST FT%	.471 (8-17)	vs Southern 12/09/20
	.500 (13-26)	vs Central Arkansas 12/01/21
	.533 (8-15) vs South Dakota State 11/16/22	
	.533 (8-15)	vs Vanderbilt 01/15/20
	.545 (6-11)	at Mississippi State 01/22/20
FEWEST REBS	23	vs Missouri 02/22/20
	24	vs North Texas 11/12/19
	24	at LSU 01/08/20
	25	vs Duke 03/26/22
	25	at Texas A&M 03/07/20
FEWEST OFF REB	2	vs Missouri 02/22/20
	3	vs New Mexico State 03/19/22
	3	at LSU 01/08/20
	3	at Georgia Tech 11/25/19
	4	at Ole Miss 01/26/22
	4	vs North Texas 11/12/19
FEWEST DEF REB	15	at Florida 02/18/20
	17 vs Oklahoma 12/10/22	
	17	vs Duke 03/26/22
	18	at Tennessee 02/11/20
	18	vs TCU 01/25/20
FEWEST ASSISTS	4 vs Troy 11/28/22	
	6	at Tennessee 02/11/20
	7	vs Kansas State 11/22/21
	7	vs Missouri 01/02/21
	7	at Alabama 02/01/20
	8 9x -LAST vs San Diego State 11/23/22	
FEWEST STEALS	0	vs Texas Tech 03/21/21
	2	vs New Mexico State 03/19/22
	2	at Tennessee 01/06/21
	4	4x - LAST: vs West Virginia 01/29/22
FEWEST BLOCKS	0	at Alabama 02/12/22
	1	vs New Mexico State 03/19/22
	1	vs Texas Tech 03/21/21
	1	vs Georgia 01/09/21
	1	vs Northern Kentucky 11/30/19
	1	vs South Carolina 01/29/20
	1	vs Mississippi State 02/15/20
	1	at Florida 02/18/20
FEWEST TO	5	vs New Mexico State 03/19/22
	5	vs Northern Iowa 11/17/21
	5	vs LSU 03/04/20
	6	at Florida 02/22/22
	6	vs Mississippi State 02/05/22
	6	at Kentucky 02/09/21
	6	at Georgia 02/29/20
FOULS	6	vs Mercer 11/09/21
	10	vs Southern 12/09/20
	12 vs Oklahoma 12/10/22	
	12	vs Mississippi Valley 11/25/20
	14 7x: LAST vs UNCg 12/06/22	

OPPONENT GAME LOWS (at Ark):

FEWEST PTS	43	vs Missouri 01/12/22
	43	vs Rice 11/05/19
	43	vs North Texas 11/12/19
	44	vs Southern 12/09/20
	45	vs Mississippi State 02/02/21
FEWEST FG	14	vs Missouri 01/12/22
	15	vs Mississippi State 02/02/21
	15	vs Lipscomb 12/05/20
	16	vs Tennessee 02/19/22
	16	vs Rice 11/05/19
FEWEST FGA	44 vs Louisville 11/21/22	
	45 vs Bradley 12/17/22	
	45 vs Fordham 11/11/22	
	45	vs Texas A&M 01/04/20
	46	at Florida 02/18/20
LOWEST FG%	.254 (15-59)	vs Lipscomb 12/05/20
	.271 (16-59)	vs Tennessee 02/19/22
	.286 (18-63)	vs Southern 12/09/20
	.286 (16-56)	vs Rice 11/05/19
	.292 (14-48)	vs Missouri 01/12/22
FEWEST 3PT FG	1	vs Ole Miss 01/27/21
	1	vs Southern 12/09/20
	2 9x - LAST: vs UNC Asheville 12/21/22	
FEWEST 3 FGA	7	vs Mississippi State 02/15/20
	10	vs Duke 03/26/22
	11	vs Texas Southern 11/19/19
	12 vs UNC Asheville 12/21/22	
	12	vs Mississippi State 02/05/22
	12	vs South Dakota 11/22/19
	12	at Georgia Tech 11/25/19

LOWEST 3 PT%	.063 (1-16)	vs Ole Miss 01/27/21
	.077 (1-13)	vs Southern 12/09/20
	.080 (2-25)	vs Rice 11/05/19
	.111 (2-18) vs San Diego State 11/23/22	
	.118 (2-17)	vs North Texas 11/12/19
	.125 (2-16)	vs Missouri 01/12/22
	.125 (2-16)	vs Montana 11/16/19
FEWEST FT	3	vs Alabama 02/24/21
	3	vs Mississippi Valley 11/25/20
	5	vs Elon 12/21/21
	6 vs San Jose State 12/0322	
	6	vs New Mexico State 03/19/22
	6	vs LSU 02/27/21
FEWEST FTA	3	vs Alabama 02/24/21
	6	vs Mississippi Valley 11/25/20
	9	vs Elon 12/21/21
	9 vs Oklahoma 12/10/22	
	10	vs New Mexico State 03/19/22
	10	vs Texas A&M 03/06/21
	10	vs Southern 12/09/20
LOWEST FT%	.375 (3-8)	vs Alabama 02/24/21
	.467 (7-15)	vs Central Arkansas 12/01/21
	.471 (8-17)	vs Auburn 02/08/22
	.500 (9-18) vs UNC Asheville 12/21/22	
	.500 (12-24)	vs South Carolina 01/18/22
	.500 (6-12)	vs LSU 02/27/21
	.500 (9-18)	at Indiana 12/29/19
FEWEST REBS	21	vs Charlotte 12/01/21
	22	vs Mercer 11/09/21
	26	vs West Virginia 01/29/22
	27 vs Oklahoma 12/10/22	
	27	vs Elon 12/21/21
	27	vs Rice 11/05/19
FEWEST OFF REBS	4	vs Charlotte 12/01/21
	4	vs Mercer 11/09/21
	4	vs Mississippi State 02/15/20
	4	vs Vanderbilt 01/15/20
	5	7x - LAST: vs New Mexico State 03/19/22
FEWEST DEF REBS	17	vs Charlotte 12/01/21
	18 vs San Jose State 12/03.22	
	18	vs Mercer 11/09/21
	18	vs Baylor 03/29/21
	19 vs UNC Asheville 12/21/22	
	19	vs West Virginia 01/29/22
	19	vs Elon 12/21/21
FEWEST ASSISTS	4 vs Louisville 11/21/22	
	5	vs Southern 12/09/20
	6	vs Florida 02/16/21
	6	at Ole Miss 01/11/20
	6	at Missouri 02/08/20
	7 5x - LAST vs Fordham 11/11/22	
FEWEST STEALS	0	vs Vanderbilt 01/15/20
	1	vs Vermont 03/19/22
	1	vs Cincinnati 11/23/21
	1	at Kentucky 02/09/21
	1	at LSU 01/08/20
	2	vs Mississippi State 02/05/22
	2	vs LSU 02/27/21
	2	at Georgia 02/29/20
FEWEST BLKS	0 vs Fordham 11/11/22	
	0	vs Hofstra 12/18/21
	0	vs Georgia 01/09/21
	0	Southern 12/09/20
	0	vs North Texas 11/12/19
	0	vs Austin Peay 12/03/19
	1 14x LAST: vs Oklahoma 12/10/22	
FEWEST TO	5	at Tennessee 01/06/21
	6	vs Vermont 03/19/22
	7	vs Lipscomb 12/05/20
	8	vs LSU 02/27/21
FEWEST FOULS	12	at Tennessee 01/06/21
	12	vs Central Arkansas 12/12/20
	14	6x - LAST: at Georgia 02/02/22

IN HIS FIRST SEVEN YEARS AS A COLLEGIATE HEAD COACH

- » Twice led the NCAA in Free Throws Made (2016 and 2022).
- » Led the NCAA in Free Throw Attempts (2022)
- » Led the NCAA in 3-pt FG Pct Defense (2020)
- » Ranked 1st (4x) or 2nd (3x) seven times in the league in FT Made
- » Ranked 1st (5x) or 2nd (2x) seven times in the league in FT Attempts
- » 7x - Ranked among NCAA top 25 in FT Made AND FT Attempts
- » 4x - Led the league in Scoring Margin (2017, '18, '19, '21)
- » 4x - Led the league in Fewest Turnovers (2017, '18, '19, '20)
- » 3x - Led the league in Overall W-L Percentage (2017, '18, '19)
- » 3x - Led the league in Assist-To-TO Ratio (2017, '18, '19)
- » 3x - In NCAA top 20 in 3PTFG% Defense (2017, '18, '20)

OTHER TEAM HIGHLIGHTS

- » 2nd in the NCAA in Assist-To-TO Ratio (2018)
- » 2nd in the NCAA in Total Rebounds (2016)
- » 2nd in the NCAA in Free Throws Made (2021)
- » 3rd in the NCAA in Total Blocked Shots (2016)
- » 4th in the NCAA in Rebound Margin (2016)
- » 4th in the NCAA in Fewest TO Per Gm (2018)
- » 7th in the NCAA in Blocks Per Game (2016)
- » 8th in the NCAA in Total Rebounds (2022)
- » 9th in the NCAA in Scoring Margin (2019)
- » 9th in the NCAA in Turnover Margin (2020)
- » 10th in the NCAA in Total Assists (2018)

PLAYER HIGHLIGHTS

- » 6 Players in the NBA over past three years
- » 4x - Players led his league in 3-PT FG Made AND 3-PT FG Attempts
- » 3x - Player led his league in points scored
- » 4 All-Americans
(Caleb Martin 2x, Mason Jones, Moses Moody, JD Notae)
- » 19 All-Conference Honors
- » 6 All-Defensive Team Honors
- » 3 Conference Newcomers of the Year
- » 3 Conference 6th Man Award
- » 2 Conference Players of the Year
- » 2 Conference Freshman of the Year
- » 1 Conference Defensive Player of the Year

MUSSELMAN MILESTONE WINS

OVERALL

1	11/13/15	vs Coastal Carolina (Honolulu, Hawaii)	73-56
100	01/24/19	Colorado State (Reno, Nev.)	100-60
150	03/02/21	at South Carolina (Columbia, S.C.)	101-73

AT ARKANSAS

1	11/05/19	Rice (Fayetteville, Ark.)	91-43
50	11/23/21	vs Cincinnati (Kansas City, Mo.)	73-67

MUSSELMAN PLAYERS OF NOTE

CODY MARTIN

NEVADA

- Charlotte Hornets (Free Agent) • 2019-pres.
- 2x All-Mountain West (2018 and 2019)

CALEB MARTIN

NEVADA

- Hornets (2019 2nd Rd / 36th pick) • Heat 2021-pres.
- 2x First Team All-America (2018 and 2019)

JORDAN CAROLINE

NEVADA

- 3x First Team All-Mountain West (2018 and 2019)

CAM OLIVER

NEVADA

- Rockets (2021 Free Agent)
- Led Australian NBL in rebounding in 2020

JALEN HARRIS

NEVADA

- Toronto Raptors (2nd Rd / 59th pick) • 2020

ISAIAH JOE

ARKANSAS

- 76ers (2nd Rd • 49th pick) 2020-22; Thunder 2022-pres.

MASON JONES

ARKANSAS

- Rockets & 76ers (2021 Free Agent) • G League 2022-pres
- 2020 All-American & 2020 SEC Player of the Year

MOSES MOODY

ARKANSAS

- Golden State Warriors (1st Rd • 14th pick) • 2021
- 1st "one-and-done" in Arkansas history
- 2021 All-American & 2021 SEC Freshman of the Year

JD NOTAE

ARKANSAS

- 2021 Bleacher Report's National & SEC 6th Man of the Year
- 2022 All-American and consensus 1st team All-SEC

JAYLIN WILLIAMS

ARKANSAS

- OKC Thunder (2nd Rd • 34th pick)
- 1st team All-SEC / Defensive All-SEC

BEST WINNING PERCENTAGE

active NCAA Division I head coaches
(min 5 yrs • Division I wins - Thru Dec. 25)

1	Mark Few, Gonzaga	668-132	.835	24 yrs
2	Chris Jans, Mississippi State	154-45	.774	7 yrs
3	Bill Self, Kansas	774-230	.771	30 yrs
4	John Calipari, Kentucky	776-242	.762	31 yrs
5	ERIC MUSSELMAN, ARKANSAS	194-63	.755	8 yrs
6	Brian Dutcher, San Diego St.	128-43	.749	6 yrs
7	Thad Matta, Butler	447-159	.738	18 yrs
8	Tony Bennett, Virginia	393-152	.721	17 yrs
9	Bruce Pearl, Auburn	624-245	.718	28 yrs
10	Tom Izzo, Michigan State	674-271	.713	28 yrs



MUSSELMAN RECORD • POINTS SCORED

Scoring Below 50 Points:	0-0
- At Arkansas	0-0
Home:	0-0
Away:	0-0
Neutral:	0-0
Scoring 50-59 Points:	2-9
- At Arkansas:	2-1
Home:	0-1
Away:	0-6
Neutral:	1-2
Scoring 60-69 Points:	21-20
- At Arkansas	13-9
Home:	12-4
Away:	5-10
Neutral:	4-6
Scoring 70-79 Points:	70-23
- At Arkansas	32-12
Home:	40-5
Away:	15-13
Neutral:	15-5
Scoring 80-89 Points:	64-6
- At Arkansas	22-4
Home:	37-0
Away:	16-3
Neutral:	11-3
Scoring 90-99 Points:	26-1
- At Arkansas	11-0
Home:	16-0
Away:	9-1
Neutral:	1-0
Scoring 100 or More Points:	11-1
- At Arkansas	3-0
Home:	7-0
Away:	3-1
Neutral:	1-0

MUSSELMAN RECORD • POINTS ALLOWED

Opponent Scores Below 50 Points:	11-0
- At Arkansas	9-0
Home:	9-0
Away:	1-0
Neutral:	1-0
Opponent Scores 50-59 Points:	38-1
- At Arkansas	20-0
Home:	26-1
Away:	9-0
Neutral:	3-0
Opponent Scores 60-69 Points:	71-7
- At Arkansas	27-1
Home:	43-0
Away:	12-3
Neutral:	16-4
Opponent Scores 70-79 Points:	54-22
- At Arkansas	22-12
Home:	28-6
Away:	16-12
Neutral:	10-4
Opponent Scores 80-89 Points:	18-21
- At Arkansas	5-11
Home:	7-3
Away:	8-13
Neutral:	3-5
Opponent Scores 90-99 Points:	2-7
- At Arkansas	1-4
Home:	2-2
Away:	0-3
Neutral:	0-2
Opponent Scores 100 or More Points:	1-2
- At Arkansas	0-0
Home:	0-0
Away:	1-2
Neutral:	0-0

0

ANTHONY BLACK

G | Fr. | 6-7 | 198 | Duncanville, Texas | Duncanville HS

@AnthonyBlack24_
@xanthonyblack

Including 2022-23, has **FOUR** years of collegiate eligibility
Major: TBA (Arts & Sciences)
Born on Jan. 20, 2004 in Las Colinas, Texas
The son of Terry and Jennifer Black



- Was listed as the **#1** high school point guard in the nation by 247Sports
- Member of gold-medal-winning **USA Basketball Men's U18 National Team** for the 2022 FIBA Americas U18 Championship (Tijuana, Mexico) and member of **USA Basketball's 2022 USA Nike Hoop Summit Team**
- Played in the **McDonald's All-American** and **Iverson Classic** games ... **MaxPreps All-American** (HM)

- Named the **CBS Sports/USBWA National Freshman of the Week (Nov. 22)** for his early-season play through Louisville at Maui
- Named **SEC co-Freshman of the Week (Nov. 28)** for his play at Maui
- In the **SEC**: 5th in minutes (33.33) • 10th in assists (3.67) • 10th in steals (1.83) • 15th in assist/TO ratio (1.29) • 17th in scoring (12.58)

2022-23 HIGHLIGHTS:

- Named to the 5-man Maui Jim **MAUI INVITATIONAL ALL-TOURNAMENT TEAM** as well as being named **SEC co-FRESHMAN OF THE WEEK...** Led all scorers (22.3 ppg) at Maui ... **Versus Louisville, scored a season-high 26 points** (9-of-11 FG; 3-5 3PT and 5-of-5 FT) with a **season-high six assists** ... **Versus Creighton, matched his season-high with 26 points** (10-of-18 FG; 1-3 3PT and 5-of-6 FT) while tying his **season-high with six assists** and leading the team with six rebounds ... Added 15 points **versus San Diego State**, making **career highs in FT (9) and FTA (10)**.
- TROY: Played all 40 minutes and recorded a season-high 8 rebounds, while scoring 14 points.
- BRADLEY: Attempted a season-high 11 free throws (making seven) and led the team in assists (4) and blocked shots (2).



NATIONAL RECRUITING RANKINGS

- **#8** on the **SI99 All-American list**
- **247Sports** ★★★★★ **#14** nation **#1 PG**
- **ESPN** ★★★★★ **#15** nation **#8 SF**
- **247Composite** ★★★★★ **#17** nation **#2 PG**
- **Rivals** ★★★★★ **#19** nation **#5 SG**

- Led ARK in Pts: 2
- Led ARK in Rebs: 1
- Led ARK in Assists: 9
- Led ARK in Steals: 6
- Led ARK in Blocked Shots: 2
- Double-figure Pts: 8
- Double-figure Rebs: 0
- 20-pt gms - 30-pt gms: 2 - 0
- Gms with a 3PT Made: 8
- Gms with 3+ 3PT Made: 1
- Gms with 3+ Assists: 9
- Gms with 3+ Steals: 2
- Gms with 3+ Blks: 0
- Gms with 5+ Rebs: 5

ANTHONY BLACK 2022-23 GAME STATS

Opponent	Date	GS	Min	FG	FGA	Pct	3FG	3A	Pct	FT	FTA	Pct	O	D	Tot	Avg	PF	FO	A	TO	Blk	Stl	Pts	Avg
NORTH DAKOTA ST.	11/07/22	*	30	1	7	.143	0	0	.000	1	2	.500	0	7	7	7.0	3	0	3	2	1	3	3	3.0
FORDHAM	11/11/22	*	24	3	8	.375	1	6	.167	3	4	.750	2	4	6	6.5	2	0	0	4	1	2	10	6.5
SOUTH DAKOTA ST.	11/16/22	*	30	2	3	.667	1	2	.500	0	0	.000	1	4	5	6.0	1	0	5	2	0	4	5	6.0
vs Louisville	11/21/22	*	35	9	11	.818	3	5	.600	5	5	1.000	1	2	3	5.3	3	0	6	4	0	2	26	11.0
vs Creighton	11/22/22	*	38	10	18	.556	1	3	.333	5	7	.714	3	3	6	5.4	3	0	6	3	0	2	26	14.0
vs San Diego St.	11/23/22	*	39	3	11	.273	0	2	.000	9	10	.900	1	4	5	5.3	2	0	1	4	0	1	15	14.2
TROY	11/28/22	*	40	5	8	.625	2	4	.500	2	4	.500	1	7	8	5.7	1	0	3	3	1	2	14	14.1
SAN JOSE ST.	12/03/22	*	32	3	5	.600	1	1	1.000	1	1	1.000	1	3	4	5.5	2	0	6	2	0	0	8	13.4
UNC GREENSBORO	12/06/22	*	33	4	8	.500	2	4	.500	1	3	.333	1	4	5	5.4	3	0	2	1	1	0	11	13.1
vs Oklahoma	12/10/22	*	35	4	4	1.000	0	0	.000	0	0	.000	1	3	4	5.3	1	0	5	5	1	2	8	12.6
vs Bradley	12/17/22	*	38	4	7	.571	0	1	.000	7	11	.636	1	2	3	5.1	1	0	4	2	2	2	15	12.8
UNC ASHEVILLE	12/21/22	*	25	2	7	.286	2	5	.400	4	6	.667	0	3	3	4.9	3	0	3	2	0	2	10	12.6
Totals		12	399	50	97	.515	13	33	.394	38	53	.717	13	46	59	4.9	25	0	44	34	7	22	151	12.6

BLACKS' PERSONAL BESTS

- POINTS**
Season: 26 (2x) LAST vs Creighton (11/22/22)
SEC:
- FG MADE**
Season: 10 vs Creighton (11/22/22)
SEC:
- FG ATTEMPTED**
Season: 18 vs Creighton (11/22/22)
SEC:
- 3-POINT FG MADE**
Season: 3 vs Louisville (11/21/22)
SEC:
- 3-PT FG ATTEMPTS**
Season: 6 vs Fordham (11/11/22)
SEC:
- FT MADE**
Season: 9 vs San Diego State (11/23/22)
SEC:
- FT ATTEMPTED**
Season: 11 vs Bradley (12/17/22)
SEC:
- REBOUNDS**
Season: 8 vs Troy (11/28/22)
SEC:
- ASSISTS**
Season: 6 (3x) LAST vs San Jose State (12/03/22)
SEC:
- STEALS**
Season: 4 vs South Dakota State (11/16/22)
SEC:
- BLOCKED SHOTS**
Season: 2 vs Bradley (12/17/22)
SEC:
- MINUTES**
Season: 40:00 vs Troy (11/28/22)
SEC:

ANTHONY BLACK CAREER STATISTICS

Year	GP	GS	Min	Avg	FG	FGA	Pct	3FG	3FGA	Pct	FT	FTA	Pct	Off	Def	Tot	Avg	PF	FO	Ass	TO	Blk	Stl	Pts	Avg
2022-23	12	12	399	33.2	50	97	.515	13	33	.394	38	53	.717	13	46	59	4.9	25	0	44	34	7	22	151	12.6

1 RICKY COUNCIL IV

G | Jr. | 6-6 | 205 | Durham, N.C. | Southern Durham HS / Wichita State

[@rickythe4th](#)
[@c4_hoops](#)

Including 2022-23, has **THREE** years of collegiate eligibility
Major: Recreation & Sport Management
Born on Aug. 3, 2001 in Durham, N.C.
The son of Rick and Ruth Council - has 2 older brothers, Ricky II & Ricky III



Was the **2022 American Athletic Conference Sixth Man of the Year** and made the **2021 AAC All-Freshman Team** ... Played two seasons at Wichita State and will have three years of eligibility remaining ... Was teammates with former Razorback Trey Wade at Wichita State in 2020-21 and the duo helped the Shockers win the AAC regular-season title and earn an NCAA Tournament berth.

DOUBLE-DOUBLES (2)

SOPHOMORE (at WSU)	(2)
02/02/22 • TULANE	12 pts 15 reb
02/20/22 • HOUSTON	17 Pts 10 reb

- Has led Arkansas in scoring a team-best five times ... Has scored in double digits in 11 of 12 games
- IN THE SEC: 1st Minutes (35:18; 40th NCAA) • 2nd in FG Made (80; 66th NCAA) • 2nd PPG (18.3; 52nd NCAA) •
- Named the SEC PLAYER OF THE WEEK (Dec. 5) ... Averaged 22.0 points (70% FG and 8-8 FT) in wins over Troy and San Jose State

2022-23 HIGHLIGHTS:

- FORDHAM: Led the team in scoring (15 points) ... For the first time in his career, saw action at point guard and responded with a **career-high seven assists**.
- LOUISVILLE: Had 15 points while **tying his career high with four steals and making 3 3-pointers**.
- CREIGHTON: Scored a season-high 24 points, attempting a career-high 19 shots, while playing all 40 minutes.
- SAN DIEGO STATE: Played 41:03 in the overtime win ... Scored 18 of his 19 points after halftime, including five of the Hogs' 1 overtime points.
- **SEC PLAYER OF THE WEEK (Dec. 5):** Versus Troy, scored a **game-high 27 (also his second-best career effort)** ... Had 19 points in the second half as Arkansas erased a two-point halftime deficit ... **Scored 11 points in a decisive 17-0 run** (all told, scored 13 in a 19-3 run to end the game) ... Made a career-high 12 field goals ... Versus San Jose State, scored 17 points and only missed one shot attempt (5-of-6 FG; 1-1 3PT, 6-6 FT) ... Up three with 17:27 left, Arkansas went on a 23-7 runs with Council scoring all 10 of his second-half points ... Added three steals.
- OKLAHOMA: Scored a game-high 26 points - with three highlight reel dunks - and tied for the team lead with five assists.



- Led his team in Pts (ARK): 18 (5)
- Led his team in Rebs (ARK): 7 (0)
- Led his team in Assists (ARK): 4 (2)
- Double-figure Pts (ARK): 33 (11)
- Double-figure Rebs (ARK): 2 (0)
- Double-Doubles (ARK): 2 (0)
- 20-pt gms (ARK): 8 (4)
- 30-pt or more gms (ARK): 1 (0)
- Gms with a 3PT Made (ARK): 36 (9)
- Gms with 3+ 3PT Made (ARK): 4 (1)
- Gms with 3+ Assists (ARK): 12 (4)
- Gms with 3+ Blks (ARK): 0 (0)
- Gms with 3+ Steals (ARK): 7 (2)
- Gms with 5+ Rebs (ARK): 24 (0)

COUNCIL'S PERSONAL BESTS

POINTS

Season: 27 vs Troy (11/28/22)
Career: 31 vs UCF (01/26/22)
SEC:

FG MADE

Season: 12 vs Troy (11/28/22)
Career: 12 vs Troy (11/28/22)
SEC:

FG ATTEMPTED

Season: 19 vs Creighton (11/22/22)
Career: 19 vs Creighton (11/22/22)
SEC:

3-POINT FG MADE

Season: 3 vs Louisville (11/21/22)
Career: 3 (4x) LAST vs Louisville (11/21/22)
SEC:

3-PT FG ATTEMPTS

Season: 7 vs Louisville (11/21/22)
Career: 7 (3x) LAST vs Louisville (11/21/22)
SEC:

FT MADE

Season: 7 (2x) LAST vs Bradley (12/17/22)
Career: 16 vs UCF (01/26/22)
SEC:

FT ATTEMPTED

Season: 11 vs San Diego State (11/23/22)
Career: 20 vs UCF (01/26/22)
SEC:

REBOUNDS

Season: 4 vs Fordham (11/11/22)
Career: 15 vs Tulane (01/12/22)
SEC:

ASSISTS

Season: 7 vs Fordham (11/11/22)
Career: 7 vs Fordham (11/11/22)
SEC:

STEALS

Season: 4 vs Louisville (11/21/22)
Career: 4 (2x) LAST vs Louisville (11/21/22)
SEC:

BLOCKED SHOTS

Season: 1 vs North Dakota State (11/07/22)
Career: 2 (2x) last at Tulane (01/29/22)
SEC:

MINUTES

Season: 41:03 vs San Diego State (11/23/22)
Career: 48:16 Houston (02/20/22)
SEC:

RICKY COUNCIL IV 2022-23 GAME STATS																			
Opponent	Date	GS	Min	FG	FGA	Pct	3FG	3A	Pct	FT	FTA	Pct	O	D	Tot	Avg	PF	FO	A
NORTH DAKOTA ST.	11/07/22	*	36	9	14	.643	1	2	.500	3	6	.500	1	2	3	3.0	1	0	2
FORDHAM	11/11/22	*	37	5	12	.417	1	3	.333	4	4	1.000	1	3	4	3.5	2	0	7
SOUTH DAKOTA ST.	11/16/22	*	30	8	12	.667	1	4	.250	2	3	.667	0	2	2	3.0	2	0	2
vs Louisville	11/21/22	*	35	6	13	.462	3	7	.429	0	0	.000	1	2	3	3.0	1	0	3
vs Creighton	11/22/22	*	40	9	19	.474	2	6	.333	4	4	1.000	1	2	3	3.0	3	0	3
vs San Diego St.	11/23/22	*	41	6	19	.316	0	3	.000	7	11	.636	1	2	3	3.0	3	0	4
TROY	11/28/22	*	39	12	18	.667	1	4	.250	2	2	1.000	2	1	3	3.0	2	0	2
SAN JOSE ST.	12/03/22	*	26	5	6	.833	1	1	1.000	6	6	1.000	0	3	3	3.0	1	0	1
UNC GREENSBORO	12/06/22	*	37	1	7	.143	0	3	.000	6	6	1.000	0	3	3	3.0	3	0	2
vs Oklahoma	12/10/22	*	40	10	15	.667	1	2	.500	5	7	.714	0	2	2	2.9	1	0	5
vs Bradley	12/17/22	*	36	4	10	.400	1	3	.333	7	8	.875	0	2	2	2.8	2	0	2
UNC ASHEVILLE	12/21/22	*	25	5	10	.500	0	1	.000	2	2	1.000	1	1	2	2.8	2	0	2
Totals		12	422	80	155	.516	12	39	.308	48	59	.814	8	25	33	2.8	23	0	33

RICKY COUNCIL IV CAREER STATISTICS																							
Year	GP	GS	Min	Avg	FG	FGA	Pct	3FG	3FGA	Pct	FT	FTA	Pct	Off	Def	Tot	Avg	PF	FO	Ass	TO	Blk	Stl
2020-21 (WSU)	21	1	327	15.6	51	121	.422	12	27	.444	35	55	.636	16	56	72	3.4	18	0	20	23	3	6
2021-22 (WSU)	28	8	744	26.6	110	252	.437	26	85	.306	90	106	.849	36	115	151	5.4	38	2	45	60	14	32
2022-23 (ARK)	12	12	422	35.2	80	155	.516	12	39	.308	48	59	.814	8	25	33	2.8	23	0	33	26	2	20
CAREER	61	21	1493	24.5	241	528	.456	50	151	.331	173	220	.786	60	196	256	4.2	79	2	98	109	19	58

2

TREVON BRAZILE

F | So. (3) | 6-10 | 212 | Springfield, Mo. | Kickapoo HS / Missouri

@trevonbrazile2

@thetrevonbrazile

Including 2022-23, has **THREE** years of collegiate eligibility

Major: Communications

Born on Jan. 7, 2002 in Springfield, Mo.

The son of Phillip Brazile and Melissa Baldwin



DOUBLE-DOUBLES (2)


SOPHOMORE (at ARK)	(2)
11/07/22 • NORTH DAKOTA STATE	21 pts 12 reb
11/16/22 • SOUTH DAKOTA STATE	13 pts 10 reb

Trevon Brazile (*pronounced Trev-In "Brazil"*) played his freshman season (2021-22) at Missouri and has three remaining years of eligibility ... Ranked third in the SEC (47th in the NCAA) in blocked shots (1.92 avg).

- Suffered a season-ending knee (ACL) injury in the first half of the UNC Greensboro game.

2022-23 HIGHLIGHTS:

- NORTH DAKOTA STATE: In the season opener, recorded his **first career double-double** with a then career-high 21 points and a **career-high 12 rebounds** ... Was 7-of-14 FG and made a **career-high 3-of-6 3PT** ... Was also 4-of-5 FT.
- SOUTH DAKOTA STATE: Posted his **second career double-double** with 13 points (5-9 FG • 1-1 3PT • 2-2 FT) and 10 rebounds.
- CREIGHTON: Scored 17 making a career-high seven FG with a season-high three blocked shots.
- SAN DIEGO STATE: **For the first time in his career, led his team in scoring, pumping in 20** with nine rebounds ... For the third time this season, **tied his career high** with three 3's made ... Also played a **career-high 40:05 minutes** ... **Scored 18 of his 20 after halftime**, including 16 in the second half (4-of-7 FG • 3-of-4 3PT • 5-of-6 FT) ... **Tied his career high with two steals, one coming with Arkansas down two with seven seconds left** to set-up the game-tying basket.
- SAN JOSE STATE: For the second time in his career, led his team in scoring with a **career-high 23 points** ... Was 8-of-9 from the field (1-2 3PT) and 6-of-8 FT with five rebounds, two assists and two blocked shots ... Also had career highs in FG made (8) and FT made (6).



- Led his team in Pts (ARK): 2 (2)
- Led his team/ARK in Rebs: 12 (5)
- Led his team/ARK in Blk Shots: 25 (5)
- Double-figure Pts (ARK): 9 (4)
- Double-figure Rebs (ARK): 3 (2)
- 20-pt gms – 30-pt gms: (ARK) 3 (2) - 0
- Gms with a 3PT Made (ARK): 15 (5)
- Gms with 3+ 3PT Made (ARK): 3 (3)
- Gms with 3+ Blks (ARK): 6 (1)
- Gms with 5+ Rebs (ARK): 20 (6)

BRAZILE'S PERSONAL BESTS

POINTS

Season: 23	vs San Jose State (12/03/22)
Career: 23	vs San Jose State (12/03/22)
SEC: 11	at LSU (02/26/22)

FG MADE

Season: 8	vs San Jose State (12/03/22)
Career: 8	vs San Jose State (12/03/22)
SEC: 5	at LSU (02/26/22)

FG ATTEMPTED

Season: 14 (3x)	LAST vs San Diego State (11/23/22)
Career: 14 (2x)	LAST vs San Diego State (11/23/22)
SEC: 9	at LSU (02/26/22)

3-POINT FG MADE

Season: 3 (3x)	LAST vs San Diego State (11/23/22)
Career: 3 (3x)	LAST vs San Diego State (11/23/22)
SEC: 1 (7x)	vs Georgia (03/05/22)

3-PT FG ATTEMPTS

Season: 8	vs San Diego State (11/23/22)
Career: 8	vs San Diego State (11/23/22)
SEC: 2	at Georgia (02/02/22)

FT MADE

Season: 6	vs San Jose State (12/03/22)
Career: 6	vs San Jose State (12/03/22)
SEC: 3	vs Tennessee (02/22/22)

FT ATTEMPTED

Season: 8 (2x)	LAST vs San Jose State (12/03/22)
SEC: 8 (2x)	LAST vs San Jose State (12/03/22)
Career: 7	vs Ole Miss (03/09/22)

REBOUNDS

Season: 12	vs North Dakota State (11/07/22)
Career: 12	vs North Dakota State (11/07/22)
SEC: 10	vs Georgia (03/05/22)

ASSISTS

Season: 2	vs San Jose State (12/03/22)
Career: 3	vs Alabama (01/08/22)
SEC: 3	vs Alabama (01/08/22)

STEALS

Season: 2 (2x)	LAST vs Troy (11/28/22)
Career: 2 (5x)	LAST vs Troy (11/28/22)
SEC: 2	vs Texas A&M (01/15/22)

BLOCKED SHOTS

Season: 3	vs Creighton (11/22/22)
Career: 6	vs Illinois (12/22/21)
SEC: 4 (2x)	vs Georgia (03/05/22)

MINUTES

Season: 40:05	vs San Diego State (11/23/22)
Career: 40:05	vs San Diego State (11/23/22)
SEC: 28:23	at LSU (02/26/22)

TREVON BRAZILE 2022-23 GAME STATS

Opponent	Date	GS	Min	FG	FGA	Pct	3FG	3A	Pct	FT	FTA	Pct	O	D	Tot	Avg	PF	FO	A	TO	Blk	Stl	Pts	Avg
NORTH DAKOTA ST.	11/07/22	32	7	14	.500	3	6	.500	4	5	.800	1	11	12	12.0	2	0	1	2	1	0	21	21.0	
FORDHAM	11/11/22	32	3	7	.429	0	2	.000	2	3	.667	4	4	8	10.0	3	0	1	2	1	1	8	14.5	
SOUTH DAKOTA ST.	11/16/22	29	5	9	.556	1	1	1.000	2	2	1.000	2	8	10	10.0	3	0	2	4	2	1	13	14.0	
vs Louisville	11/21/22	14	0	2	.000	0	2	.000	1	2	.500	0	2	2	8.0	3	0	0	2	0	1	1	10.8	
vs Creighton	11/22/22	32	7	14	.500	3	5	.600	0	1	.000	1	5	6	7.6	5	1	2	1	3	1	17	12.0	
vs San Diego St.	11/23/22	40	6	14	.429	3	8	.375	5	8	.625	0	9	9	7.8	3	0	0	1	0	2	20	13.3	
TROY	11/28/22	25	1	5	.200	0	2	.000	1	2	.500	0	0	0	6.7	2	0	1	5	0	2	3	11.9	
SAN JOSE ST.	12/03/22	30	8	9	.889	1	2	.500	6	8	.750	0	5	5	6.5	2	0	2	2	2	1	23	13.3	
UNC GREENSBORO	12/06/22	9	0	3	.000	0	1	.000	0	0	.000	1	1	2	6.0	0	0	0	1	2	0	0	11.8	
vs Oklahoma	12/10/22	DNP-Inj																						
vs Bradley	12/17/22	DNP-Inj																						
UNC ASHEVILLE	12/21/22	DNP-Inj																						
Totals		0	243	37	77	.481	11	29	.379	21	31	.677	9	45	54	6.0	23	1	9	20	11	9	106	11.8

TREVON BRAZILE CAREER STATISTICS

Year	GP	GS	Min	Avg	FG	FGA	Pct	3FG	3FGA	Pct	FT	FTA	Pct	Off	Def	Tot	Avg	PF	FO	Asst	TO	Blk	Stl	Pts	Avg
2021-22 (MISSOURI)	24	22	507	21.1	57	105	.543	10	31	.323	27	46	.587	28	92	120	5.0	30	0	18	27	46	10	151	6.3
2022-23 (ARK)	9	0	243	27.0	37	77	.481	11	29	.379	21	31	.677	9	45	54	6.0	23	1	9	20	11	9	106	11.8
CAREER	33	22	750	22.7	94	182	.516	21	60	.350	48	77	.623	37	137	174	5.3	53	1	27	47	57	10	257	7.8

3

NICK SMITH JR.

G | Fr. | 6-5 | 185 | Jacksonville, Ark. | North Little Rock HS

@ntsmith1402

@lif3nick

Including 2022-23, has **FOUR** years of collegiate eligibility
Major: Recreation a& Sport Management
Born on April 18, 2004 in Jacksonville, Ark.
The son of Nicholas Sr. and Candace Smith

**SMITH'S PRESEASON HONORS**

- John R. Wooden Award Preseason Watch List
- NABC Division I Player of the Year Watch List
- Jersey Mike's Naismith Trophy Men's Player of the Year Preseason Watch List
- Jerry West Award Watch List

- All-American: 2nd team (CBSsports.com) - 3rd team (Sporting News) - 4th team (Blue Ribbon Magazine)
- National Newcomer of the Year (Blue Ribbon Magazine)
- National Freshman of the Year (CBSsports.com)
- Jay Bilas Preseason Freshman All-America Team (ESPN.com)
- #1 on ESPN.com national Impact Newcomer list
- #2 on national Impact Freshmen lists by Andy Katz/NCAA.com and CBSsports.com
- SEC Freshman of the Year: CBSsports.com and Blue Ribbon Magazine
- First Team All-SEC: SEC media - SEC coaches - Blue Ribbon Magazine

2022 USA TODAY National High School Boy's Basketball Player of the Year

- The **overall top rated high school prospect by 247Sports** and consensus top-3 player in the country
- *Top rated combo guard in the nation (247Sports)* - *Top rated point guard in the nation (Rivals)* - *Top rated shooting guard in the nation (ESPN)*
- Played in the **McDonald's All-American** and was co-MVP at the **Jordan Brand Classic** 27 points (5-of-7 3PT)
- 1 of the top 3-highest rated players to ever sign with Arkansas trailing Corliss Williamson (ranked #1 or #2 by all the recruiting services) and Al Jefferson (ranked #3 by 247Sports and #4 by Rivals in 2004).

- Named the **CBS Sports/USBWA National Freshman of the Week (Dec. 13)** and **Dick Vitale's "Diaper Dandy" Star of the Week (Dec. 12)**
- Named **SEC co-Freshman of the Week (Dec. 12)**

2022-23 HIGHLIGHTS:

- TROY: After missing the first six games due to injury, saw his first official collegiate action (playing on the condition of minutes restriction) ... Checked in at 14:08 and played six full minutes but did not re-enter the game.
- SAN JOSE STATE: In his first meaningful action (and start), scored 16 points (3-of-5 3PT) with five assists and zero turnovers.
- Named **SEC co-FRESHMAN OF THE WEEK** • **CBS/USBWA NATIONAL FRESHMAN OF THE WEEK** • **DICK VITALE "DIAPER DANDY" STAR OF THE WEEK** ... Scored 22 of Arkansas' 65 points (34%) versus **UNC Greensboro**, including 16 in the second half in the come-from-behind win ... Was 9-of-11 at the line and led the team with three assists ... Had a steal and old-fashion 3-point play late in the game to propel the Hogs to the win ... **Versus Oklahoma**, scored 21 points, including 11 in the second half as Arkansas outscored the Sooners 45-38 ... All 11 of his second-half points came in a 26-15 run as the Hogs went from up five to up 14.

Consensus Top 6 pick on the 2023
NBA mock draft websites, including most predicting him as the #1 college player selected.

**NATIONAL RECRUITING RANKINGS**

- #2 on the **SI99 All-American list**
- **247Sports** ★★★★★ #1 nation #1 CG
- **Rivals** ★★★★★ #2 nation #1 PG
- **ESPN** ★★★★★ #3 nation #1 SG
- **247Composite** ★★★★★ #3 nation #2 CG

- Led ARK in Pts:1
- Led ARK in Rebs:0
- Led ARK in Assists:1
- Led ARK in Steals:0
- Double-figure Pts:3
- Double-figure Rebs:0
- 20-pt gms - 30-pt gms:2 - 0
- Gms with a 3PT Made:3
- Gms with 3+ 3PT Made:2
- Gms with 3+ Assists:2
- Gms with 3+ Steals:0
- Gms with 3+ Blks:0
- Gms with 5+ Rebs:0

NICK SMITH JR. 2022-23 GAME STATS

Opponent	Date	GS	Min	FG	FGA	Pct	3FG	3A	Pct	FT	FTA	Pct	O	D	Tot	Avg	PF	FO	A	T	Blk	Stl	Pts	Avg	
NORTH DAKOTA ST.	11/07/22	DNP-Inj																							
FORDHAM	11/11/22	DNP-Inj																							
SOUTH DAKOTA ST.	11/16/22	DNP-Inj																							
vs Louisville	11/21/22	DNP-Inj																							
vs Creighton	11/22/22	DNP-Inj																							
vs San Diego St.	11/23/22	DNP-Inj																							
TROY	11/28/22		6	0	2	.000	0	1	.000	0	0	.000	1	0	1	1.0	0	0	0	0	0	0	0	0.0	
SAN JOSE ST.	12/03/22	*	24	6	14	.429	3	5	.600	1	2	.500	0	1	1	1.0	1	0	5	0	0	0	16	8.0	
UNC GREENSBORO	12/06/22	*	39	6	14	.429	1	5	.200	9	11	.818	0	4	4	2.0	1	0	3	2	1	1	22	12.7	
vs Oklahoma	12/10/22	*	30	8	16	.500	1	5	.200	4	4	1.000	0	2	2	2.0	3	0	1	2	0	1	21	14.8	
vs Bradley	12/17/22	*	21	1	8	.125	1	4	.250	2	2	1.000	1	0	1	1.8	1	0	0	2	0	1	5	12.8	
UNC ASHEVILLE	12/21/22	DNP-Inj																							
Totals			4	120	21	54	.389	6	20	.300	16	19	.842	2	7	9	1.8	6	0	9	6	1	3	64	12.8

SMITH'S PERSONAL BESTS

- POINTS**
Season: 22 vs UNC Greensboro (12/06/22)
SEC:
- FG MADE**
Season: 8 vs Oklahoma (12/10/22)
SEC:
- FG ATTEMPTED**
Season: 16 vs Oklahoma (12/10/22)
SEC:
- 3-POINT FG MADE**
Season: 3 vs San Jose State (12/03/22)
SEC:
- 3-PT FG ATTEMPTS**
Season: 5 (2x) LAST vs UNC Greensboro (12/06/22)
SEC:
- FT MADE**
Season: 9 vs UNC Greensboro (12/06/22)
SEC:
- FT ATTEMPTED**
Season: 11 vs UNC Greensboro (12/06/22)
SEC:
- REBOUNDS**
Season: 4 vs UNC Greensboro (12/06/22)
SEC:
- ASSISTS**
Season: 5 vs San Jose State (12/03/22)
SEC:
- STEALS**
Season: 1 vs UNC Greensboro (12/06/22)
SEC:
- BLOCKED SHOTS**
Season: 1 vs UNC Greensboro (12/06/22)
SEC:
- MINUTES**
Season: 38:53 vs UNC Greensboro (12/06/22)
SEC:

NICK SMITH JR. CAREER STATISTICS

Year	GP	GS	Min	Avg	FG	FGA	Pct	3FG	3FGA	Pct	FT	FTA	Pct	Off	Def	Tot	Avg	PF	FO	Ast	TO	Blk	Stl	Pts	Avg
2022-23	5	4	120	24.0	21	54	.389	6	20	.300	16	19	.842	2	7	9	1.8	6	0	9	6	1	3	64	12.8

4

DAVONTE "DEVO" DAVIS

G | Jr. | 6-4 | 185 | Jacksonville, Ark. | Jacksonville HS

@MrDevoBuckets

@devofor3

Including 2022-23, has **THREE** years of collegiate eligibility

Major: Recreation & Sport Management

Born on Sept. 24, 2001, in Jacksonville, Ark.

The son Terrie Davis and grandson of Yvette Davis



DOUBLE-DOUBLES (1)

JUNIOR (1)
12/06/22 • UNC GREENSBORO 10 pts 10 reb

Named the **SEC First-Year Academic Honor Roll** (2020-21) and the **2021-22 SEC Winter Academic Honor Roll** ... Made the Department's Honor Roll (3.0-3.49 GPA) for Fall 2020, Spring 2021 and Fall of 2021.

THE ONLY CURRENT RAZORBACK PLAY IN EACH OF ARKANSAS' BACK-TO-BACK ELITE 8 RUNS.

"DEVO IS PLAYING ELITE DEFENSE RIGHT NOW," HEAD COACH ERIC MUSSELMAN

• Was 2-of-23 from 3-point range in games 1-19 but is 2-of-4 from deep the last two games

2022-23 HIGHLIGHTS:

- NORTH DAKOTA ST: Scored 18 and was +20
- FORDHAM: Dished out five assists and with three steals.
- SOUTH DAKOTA ST: For the eighth time in his career, made multiple 3-pointers (7 times with 2 triples made and once with 4)
- LOUISVILLE: Played a key role in holding El Ellis to 11 points on 4-of-16 shooting.
- UNC: Recorded his **first career double-double** with 10 points and a **career-high 10 rebounds** (9 defensive) ... Tied his season high with three steals.
- BRADLEY: Tied his career high with five steals, led the team with seven rebounds and dished out three assists.



• Led the Razorbacks in Pts:.....	4
• Led the Razorbacks in Rebs:.....	3
• Led the Razorbacks in Assists:.....	16
• Led the Razorbacks in Steals:.....	16
• Double-figure Pts:.....	26
• Double-figure Rebs:.....	1
• Double-Doubles:.....	1
• 20-pt gms:.....	2
• Gms with a 3PT FG:.....	15
• Gms with 3+ 3PT FG:.....	1
• Gms with 3+ Assists:.....	28
• Gms with 3+ Steals:.....	7
• Gms with 5+ Rebs:.....	28

DAVIS' PERSONAL BESTS

POINTS

Season: 18 vs North Dakota State (11/07/22)
SEC: 20 vs Georgia (01/09/21)
Career: 26 vs Oklahoma (12/11/21)

FG MADE

Season: 6 vs North Dakota State (11/07/22)
Career: 9 (2x) vs Oklahoma (12/11/21)
SEC: 9 vs Georgia (01/09/21)

FG ATTEMPTED

Season: 14 vs North Dakota State (11/07/22)
Career: 21 vs Oklahoma (12/11/21)
SEC: 14 (2x) last vs Florida (02/16/21)

3-POINT FG MADE

Season: 2 vs South Dakota State (11/16/22)
Career: 4 vs Oklahoma (12/11/21)
SEC: 2 (4x) last at Florida (02/22/22)

3-PT FG ATTEMPTS

Season: 5 (2x) LAST vs UNC Greensboro (12/06/22)
Career: 8 vs Oklahoma (12/11/21)
SEC: 4 at Mississippi State (12/29/21)

FT MADE

Season: 6 vs North Dakota State (11/07/22)
Career: 9 at Texas A&M (01/08/22)
SEC: 9 at Texas A&M (01/08/22)

FT ATTEMPTED

Season: 8 vs North Dakota State (11/07/22)
Career: 10 at Texas A&M (01/08/22)
SEC: 10 at Texas A&M (01/08/22)

REBOUNDS

Season: 10 vs UNC Greensboro (12/06/22)
Career: 10 vs UNC Greensboro (12/06/22)
SEC: 8 (3x) last at LSU (01/15/22)

ASSISTS

Season: 5 (2x) LAST vs Louisville (11/21/22)
Career: 8 vs Charlotte (12/07/21)
SEC: 7 at Texas A&M (01/08/22)

STEALS

Season: 5 vs Bradley (12/17/22)
Career: 5 (2x) LAST vs Bradley (12/17/22)
SEC: 5 vs Auburn (02/08/22)

BLOCKED SHOTS

Season: 1 vs North Dakota State (11/07/22)
Career: 2 vs Colgate (03/19/21)
SEC: 1 (3x) last at Missouri (02/13/21)

MINUTES

Season: 39:04 vs North Dakota State (11/07/22)
Career: 38:56 vs Oklahoma (12/11/21)
SEC: 38:52 vs Texas A&M (03/06/21)

DAVONTE DAVIS 2022-23 GAME STATS

Opponent	Date	GS	Min	FG	FGA	Pct	3FG	3A	Pct	FT	FTA	Pct	O	D	Tot	Avg	PF	FO	A	TO	Blk	Stl	Pts	Avg
NORTH DAKOTA ST.	11/07/22	*	39	6	14	.429	0	2	.000	6	8	.750	0	6	6	6.0	1	0	0	5	1	2	18	18.0
FORDHAM	11/11/22	*	29	3	12	.250	0	3	.000	1	2	.500	0	3	3	4.5	1	0	5	1	0	3	7	12.5
SOUTH DAKOTA ST.	11/16/22	*	33	5	10	.500	2	5	.400	1	2	.500	0	2	2	3.7	1	0	3	1	0	1	13	12.7
vs Louisville	11/21/22	*	31	1	4	.250	0	3	.000	0	0	.000	0	0	0	2.8	4	0	5	1	0	0	2	10.0
vs Creighton	11/22/22	*	39	3	9	.333	1	4	.250	2	2	1.000	0	3	3	2.8	4	0	2	0	0	1	9	9.8
vs San Diego St.	11/23/22	*	17	1	4	.250	0	2	.000	0	0	.000	1	1	2	2.7	0	0	1	1	0	0	2	8.5
TROY	11/28/22	DNP																						
SAN JOSE ST.	12/03/22		23	0	2	.000	0	1	.000	0	0	.000	0	1	1	2.4	2	0	3	0	1	0	0	7.3
UNC GREENSBORO	12/06/22		29	3	13	.231	0	3	.000	4	4	1.000	1	9	10	3.4	4	0	0	3	0	3	10	7.6
vs Oklahoma	12/10/22		24	1	4	.250	0	0	.000	3	5	.600	1	1	2	3.2	3	0	2	0	0	1	5	7.3
vs Bradley	12/17/22		30	3	9	.333	1	2	.500	0	0	.000	3	4	7	3.6	0	0	3	1	0	5	7	7.3
UNC ASHEVILLE	12/21/22	*	28	3	5	.600	1	2	.500	2	2	1.000	1	1	2	3.5	1	0	3	2	0	0	9	7.5
Totals		7	322	29	86	.337	5	27	.185	19	25	.760	7	31	38	3.5	21	0	27	15	2	16	82	7.5

DAVONTE DAVIS CAREER STATISTICS

Year	GP	GS	Min	Avg	FG	FGA	Pct	3FG	3FGA	Pct	FT	FTA	Pct	Off	Def	Tot	Avg	PF	FO	Ass	TO	Blk	Stl	Pts	Avg
2020-21	30	17	716	23.9	109	229	.476	2	13	.154	34	45	.756	36	98	134	4.5	70	0	64	48	5	35	254	8.5
2021-22	37	14	1021	27.6	114	266	.429	20	74	.270	58	82	.707	42	96	138	3.7	95	1	102	67	0	35	306	8.3
2022-23	11	7	322	29.3	29	86	.337	5	27	.185	19	25	.760	7	31	38	3.5	21	0	27	15	2	16	82	7.5
CAREER	78	38	2059	26.4	252	581	.434	27	114	.237	111	152	.730	85	225	310	4.0	186	1	193	130	7	86	642	8.2

5

JOSEPH PINION

G | Fr. | 6-5 | 190 | Morrilton, Ark. | Morrilton HS

@josephpinion2

@josephpinion1

Including 2022-23, has **FOUR** years of collegiate eligibility
Major: TBA (Arts & Sciences)
Born on Nov. 17, 2003 in Russellville, Ark.
The son of Craig and Gail Pinion




• McDonald's All-American Nominee

• Two-time (2021 and 2022) Arkansas Democrat-Gazette first team All-Arkansas Preps (all divisions)

• Games 1-11: 11 points / 3-9 FG / 1-4 3PT / 0 assists / 24 minutes
Game 12 vs UNCA: 10 points / 4-6 FG / 2-4 3PT / 3 assists / 19 minutes

2022-23 HIGHLIGHTS:

- FORDHAM: Scored his first collegiate points and added his first collegiate steal.
- SAN JOSE STATE: Had five points, making his first collegiate 3-pointer ... Added two rebounds
- UNCA: Had a breakout game with the absence of Nick Smith Jr. ... Posted season highs in points (10), assists (3), 3's made (2), FG made (4) and minutes (18:40)



NATIONAL RECRUITING RANKINGS

- #95 on the SI99 All-American list
- 247Composite ★★★★★ #94 nation #23 SF
- ESPN ★★★★★ #89 nation #17 SG
- Rivals ★★★★★ #131 nation #33 SF
- 247Sports ★★★ #142 nation #32 SF

- Led ARK in Pts: 0
- Led ARK in Rebs: 0
- Led ARK in Assists: 0
- Double-figure Pts:..... 1
- Double-figure Rebs:..... 0
- 20-pt gms - 30-pt gms:..... 0 - 0
- Gms with a 3PT Made:..... 2
- Gms with 3+ 3PT Made: 0
- Gms with 3+ Assists: 1
- Gms with 3+ Steals:..... 0
- Gms with 3+ Blks:..... 0
- Gms with 5+ Rebs:..... 0

JOSEPH PINION 2022-23 GAME STATS

Opponent	Date	GS	Min	FG	FGA	Pct	3FG	3A	Pct	FT	FTA	Pct	O	D	Tot	Avg	PF	FO	A	TO	Blk	Stl	Pts	Avg
NORTH DAKOTA ST.	11/07/22	3	0	0	0 .000	0	0	0 .000	0	0	0 .000	0	0	0	0 0.0	1	0	0	0	0	0	0	0	0.0
FORDHAM	11/11/22	4	1	1	1.000	0	0	0 .000	0	0	0 .000	0	0	0	0 0.0	1	0	0	0	0	1	2	1.0	
SOUTH DAKOTA ST.	11/16/22	5	0	4	0 .000	0	3	0 .000	2	2	1.000	0	0	0	0 0.0	1	0	0	0	0	0	2	1.3	
vs Louisville	11/21/22	4	0	1	0 .000	0	0	0 .000	2	2	1.000	0	2	2	0.5	2	0	0	0	0	0	2	1.5	
vs Creighton	11/22/22	0	0	0	0 .000	0	0	0 .000	0	0	0 .000	0	0	0	0 0.4	0	0	0	0	0	0	0	1.2	
vs San Diego St.	11/23/22	DNP																						
TROY	11/28/22	2	0	0	0 .000	0	0	0 .000	0	0	0 .000	0	1	1	0.5	0	0	0	0	0	0	0	1.0	
SAN JOSE ST.	12/03/22	5	2	3	.667	1	1	1.000	0	0	0 .000	1	1	2	0.7	1	0	0	0	0	0	5	1.6	
UNC GREENSBORO	12/06/22	DNP																						
vs Oklahoma	12/10/22	DNP																						
vs Bradley	12/17/22	1	0	0	0 .000	0	0	0 .000	0	0	0 .000	0	1	1	0.8	0	0	0	0	0	0	0	1.4	
UNC ASHEVILLE	12/21/22	19	4	6	.667	2	4	.500	0	0	0 .000	0	1	1	0.8	0	0	3	0	0	1	10	2.3	
Totals		0	43	7	15	.467	3	8	.375	4	4	1.000	1	6	7	0.8	6	0	3	0	0	2	21	2.3

PINION'S PERSONAL BESTS

- POINTS**
Season: 10 vs UNC Asheville (12/21/22)
SEC:
- FG MADE**
Season: 4 vs UNC Asheville (12/21/22)
SEC:
- FG ATTEMPTED**
Season: 6 vs UNC Asheville (12/21/22)
SEC:
- 3-POINT FG MADE**
Season: 2 vs UNC Asheville (12/21/22)
SEC:
- 3-PT FG ATTEMPTS**
Season: 4 vs UNC Asheville (12/21/22)
SEC:
- FT MADE**
Season: 2 (2x) LAST vs Louisville (11/21/22)
SEC:
- FT ATTEMPTED**
Season: 2 (2x) LAST vs Louisville (11/21/22)
SEC:
- REBOUNDS**
Season: 2 vs San Jose State (12/03/22)
SEC:
- ASSISTS**
Season: 3 vs UNC Asheville (12/21/22)
SEC:
- STEALS**
Season: 1 (2x) vs UNC Asheville (12/21/22)
SEC:
- BLOCKED SHOTS**
Season: --
SEC:
- MINUTES**
Season: 18:40 vs UNC Asheville (12/21/22)
SEC:

JOSEPH PINION CAREER STATISTICS

Year	GP	GS	Min	Avg	FG	FGA	Pct	3FG	3FGA	Pct	FT	FTA	Pct	Off	Def	Tot	Avg	PF	FO	Ast	TO	Blk	Stl	Pts	Avg
2022-23	9	0	43	4.8	7	15	.467	3	8	.375	4	4	1.000	1	6	7	0.8	6	0	3	0	0	2	21	2.3

11 JALEN GRAHAM

F | Sr. | 6-9 | 225 | Phoenix, Ariz. | Mountain Pointe HS / Arizona State

[@jalengrahamm5](#)
[@jalengrahamm](#)

Including 2022-23, has **TWO** years of collegiate eligibility
 Major: Sociology
 Born on Born on April 4, 2001 in Le Grand, Calif.
 The son Susie Graham



DOUBLE-DOUBLES (4)


SOPHOMORE (at ASU)	(3)
01/25/21 • at Arizona State	14 pts 11 reb
02/14/21 • at Oregon State	14 pts 11 reb
02/27/21 • WASHINGTON STATE	11 pts 12 reb
JUNIOR (at ASU)	(1)
02/05/22 • UCLA	16 pts 10 reb

Joined the Razorback program after playing three seasons at Arizona State. Graham has two years of eligibility remaining ... Played in 73 career games at Arizona State, including 43 starts, and tallied 546 career points (7.0 avg.) with 315 career rebounds (4.4 avg.). He additionally recorded 90 blocked shots (1.2 per game).

•ON A 40-MINUTE BASIS: Team leader at 28.8 points and 12.8 rebounds per 40 minutes

2022-23 HIGHLIGHTS:

- FORDHAM: Did not play in the opener and did not check into the Fordham game until the 11:29 mark of the second half ... Finished with 10 points (5-of-7 FG) with four rebounds and an assist in 11:21 minutes played.
- SOUTH DAKOTA STATE: Only played eight minutes but pulled down six rebounds – five defensive.
- SAN JOSE STATE: After playing just 27 minutes (and three DNPs) with 20 points through the first seven games, made a huge impact playing 11:39 minutes – all in the second half ... Checked in at the 13:31 mark and the Hogs were up 14 ... **Scored 11 points (4-of-5 FG and 3-of-3 FT) in his 11:39 minutes played and the Hogs led by 37 when he checked out (1:52 left)** ... Added six rebounds - tying a season high
- UNCA: Led the Razorbacks in scoring (**first time to lead UA and just fourth time in four years to lead his team**) ... Scored a season-high 16 points on 8-of-10 shooting (8 FG made was one shy of career high) ... Added two steals and drew a charge in a season-high 19:28 played.



- Led his team in Pts (ARK): 4 (1)
- Led his team in Rebs (ARK): 15 (1)
- Led his team in Assists (ARK): 3 (0)
- Double-figure Pts (ARK): 27 (2)
- Double-figure Rebs (ARK): 4 (0)
- 20-pt gms – 30-pt gms (ARK): 0 – 0 (0)
- Gms with a 3PT Made (ARK): 1 (0)
- Gms with 3+ Assists (ARK): 10 (0)
- Gms with 3+ Blks (ARK): 7 (0)
- Gms with 5+ Rebs (ARK): 29 (2)

PERSONAL BESTS

POINTS

Season: 16 vs UNC Asheville (12/21/22)
 Career: 19 vs Southern Cal (02/03/22)
 SEC:

FG MADE

Season: 8 vs UNC Asheville (12/21/22)
 Career: 9 vs Southern Cal (02/03/22)
 SEC:

FG ATTEMPTED

Season: 10 vs UNC Asheville (12/21/22)
 Career: 14 (2x) LAST vs Southern Cal (02/03/22)
 SEC:

3-POINT FG MADE

Season: --
 Career: 1 vs Oregon (02/17/22)
 SEC:

3-PT FG ATTEMPTS

Season: --
 Career: 2 (2x) last vs Oregon (02/17/22)
 SEC:

FT MADE

Season: 3 vs San Jose State (12/03/22)
 Career: 6 (2x) last vs Stanford (03/05/22)
 SEC:

FT ATTEMPTED

Season: 3 vs San Jose State (12/03/22)
 Career: 8 (2x) last vs Stanford (03/05/22)
 SEC:

REBOUNDS

Season: 6 (2x) LAST vs San Jose State (12/03/22)
 Career: 12 vs Washington State (02/27/21)
 SEC:

ASSISTS

Season: 1 (2x) LAST vs Bradley (12/17/22)
 Career: 6 vs UCLA (02/05/22)
 SEC:

STEALS

Season: 2 vs UNC Asheville (12/21/22)
 Career: 3 (3x) last at Southern Cal (01/24/22)
 SEC:

BLOCKED SHOTS

Season: 1 (2x) vs UNC Asheville (12/21/22)
 Career: 5 vs Colorado (11/08/19)
 SEC:

MINUTES

Season: 19:28 vs UNC Asheville (12/21/22)
 Career: 39:36 vs UCLA (02/05/22)
 SEC:

JALEN GRAHAM 2022-23 GAME STATS

Opponent	Date	GS	Min	FG	FGA	Pct	3FG	3A	Pct	FT	FTA	Pct	O	D	Tot	Avg	PF	FO	A	TO	Blk	Stl	Pts	Avg
NORTH DAKOTA ST.	11/07/22	DNP																						
FORDHAM	11/11/22	11	5	7	.714	0	0	.000		0	0	.000	3	1	4	4.0	3	0	1	1	0	0	10	10.0
SOUTH DAKOTA ST.	11/16/22	8	1	4	.250	0	1	.000		0	2	.000	1	5	6	5.0	1	0	0	2	0	0	2	6.0
vs Louisville	11/21/22	6	4	5	.800	0	0	.000		0	0	.000	1	0	1	3.7	1	0	0	1	0	0	8	6.7
vs Creighton	11/22/22	DNP																						
vs San Diego St.	11/23/22	2	0	0	.000		0	0	.000	0	0	.000	0	0	0	2.8	0	0	0	0	0	0	0	5.0
TROY	11/28/22	DNP																						
SAN JOSE ST.	12/03/22	12	4	5	.800	0	0	.000		3	3	1.000	1	5	6	3.4	0	0	1	2	0	1	11	6.2
UNC GREENSBORO	12/06/22	3	0	1	.000		0	0	.000	0	0	.000	1	0	1	3.0	0	0	0	1	0	0	0	5.2
vs Oklahoma	12/10/22	3	0	0	.000		0	0	.000	1	2	.500	1	0	1	2.7	0	0	0	1	0	1	1	4.6
vs Bradley	12/17/22	11	2	4	.500	0	0	.000		2	4	.500	0	2	2	2.6	3	0	1	1	1	0	6	4.8
UNC ASHEVILLE	12/21/22	19	8	10	.800	0	0	.000		0	0	.000	1	2	3	2.7	2	0	1	1	1	2	16	6.0
Totals		0	75	24	36	.667	0	1	.000	6	11	.545	9	15	24	2.7	10	0	4	10	2	4	54	6.0

JALEN GRAHAM CAREER STATISTICS

Year	GP	GS	Min	Avg	FG	FGA	Pct	3FG	3FGA	Pct	FT	FTA	Pct	Off	Def	Tot	Avg	PF	FO	Ass	TO	Blk	Stl	Pts	Avg
2019-20 (ASU)	28	2	304	10.9	42	61	.689	0	0	.000	5	14	.357	34	43	77	2.8	49	0	11	21	29	6	89	3.2
2020-21 (ASU)	21	19	512	24.4	72	131	.550	0	1	.000	26	45	.578	37	69	106	5.0	68	4	9	27	34	9	170	8.1
2021-22 (ASU)	29	22	682	23.5	124	255	.486	1	18	.056	38	72	.528	35	97	132	4.6	85	2	50	52	27	23	287	9.9
2022-23 (ARK)	9	0	75	8.3	24	36	.667	0	1	.000	6	11	.545	9	15	24	2.7	10	0	4	10	2	4	54	6.0
CAREER	87	43	1573	18.1	217	483	.449	1	120	.008	75	142	.528	115	224	339	3.9	212	6	74	110	92	42	510	5.9

12

BARRY DUNNING JR.

G | Fr. | 6-6 | 195 | Mobile, Ala. | McGill-Toolen Catholic HS

@BarryDunning6

@bohandbz

Including 2022-23, has **FOUR** years of collegiate eligibility
Major: TBA (Education)

Born on Oct. 26, 2003 in Mobile, Ala.
The son of Barry Sr. and Heather Dunning



- McDonald's All-American Nominee
- Two-time Gatorade Alabama Player of the Year (2021 & '22)
- 2022 MaxPreps Alabama Player of the Year
- Rated #1 player in the state of Alabama by ESPN, 247Composite, 247Sports
- 2022 Alabama Mr. Basketball and 1st team All-State by the Alabama Sports Writers Association

WINNER OF THE 2023 MAUI JIM MAUI INVITATIONAL HULA CONTEST

2022-23 HIGHLIGHTS:

- SAN DIEGO STATE: Saw his most important playing time (7:52) in the come-from-behind Didn't do much on the stat sheet but Arkansas was +2 in his minutes.
- TROY: Drew his first collegiate start versus Troy.



NATIONAL RECRUITING RANKINGS

- #73 on the SI99 All-American list
- ESPN ★★★★★ #74 nation #21 SF
- 247Composite ★★★★★ #91 nation #22 SF
- 247Sports ★★★ #126 nation #28 SF
- Rivals ★★★ #134 nation #36 SF

DUNNING'S PERSONAL BESTS

POINTS

Season: 1 vs Bradley (12/17/22)

SEC:

FG MADE

Season: --

SEC:

FG ATTEMPTED

Season: 1 (2x) vs South Dakota State (11/16/22)

SEC:

3-POINT FG MADE

Season: --

SEC:

3-PT FG ATTEMPTS

Season: 1 vs South Dakota State (11/16/22)

SEC:

FT MADE

Season: 1 vs Bradley (12/17/22)

SEC:

FT ATTEMPTED

Season: 2 vs Bradley (12/17/22)

SEC:

REBOUNDS

Season: 1 vs Bradley (12/17/22)

SEC:

ASSISTS

Season: 1 vs San Jose State (12/03/22)

SEC:

STEALS

Season: 1 (2x) LAST vs San Diego State (11/23/22)

SEC:

BLOCKED SHOTS

Season: --

SEC:

MINUTES

Season: 8:31 vs North Dakota State (11/07/22)

SEC:

BARRY DUNNING JR. 2022-23 GAME STATS

Opponent	Date	GS	Min	FG	FGA	Pct	3FG	3A	Pct	FT	FTA	Pct	O	D	Tot	Avg	PF	FO	A	TO	Blk	Stl	Pts	Avg
NORTH DAKOTA ST.	11/07/22	9	0	1	.000	0	0	.000	0	0	.000	0	0	0	0.0	0	0	0	0	1	0	0	0	0.0
FORDHAM	11/11/22	3	0	0	.000	0	0	.000	0	0	.000	0	0	0	0.0	1	0	0	0	0	0	0	0	0.0
SOUTH DAKOTA ST.	11/16/22	6	0	1	.000	0	1	.000	0	0	.000	0	0	0	0.0	1	0	0	0	0	0	0	0	0.0
vs Louisville	11/21/22	3	0	0	.000	0	0	.000	0	0	.000	0	0	0	0.0	0	0	0	0	0	0	0	0	0.0
vs Creighton	11/22/22	DNP																						
vs San Diego St.	11/23/22	8	0	0	.000	0	0	.000	0	0	.000	0	0	0	0.0	1	0	0	1	0	1	0	0	0.0
TROY	11/28/22	*	1	0	0	.000	0	0	.000	0	0	.000	0	0	0	0.0	0	0	1	0	0	0	0	0.0
SAN JOSE ST.	12/03/22	4	0	0	.000	0	0	.000	0	0	.000	0	1	1	0.1	1	0	1	0	0	0	0	0	0.0
UNC GREENSBORO	12/06/22	DNP																						
vs Oklahoma	12/10/22	DNP																						
vs Bradley	12/17/22	1	0	0	.000	0	0	.000	0	2	.500	0	1	1	0.3	0	0	0	0	0	0	1	0	0.1
UNC ASHEVILLE	12/21/22	5	0	1	.000	0	0	.000	0	0	.000	0	0	0	0.2	0	0	0	0	0	0	0	0	0.1
Totals		1	40	0	3	.000	0	1	.000	1	2	.500	0	2	2	0.2	4	0	1	2	0	2	1	0.1

BARRY DUNNING JR. CAREER STATISTICS

Year	GP	GS	Min	Avg	FG	FGA	Pct	3FG	3FGA	Pct	FT	FTA	Pct	Off	Def	Tot	Avg	PF	FO	Ast	TO	Blk	Stl	Pts	Avg
2022-23	9	1	40	4.4	0	3	.000	0	1	.000	1	2	.500	0	2	2	0.2	4	0	1	2	0	2	1	0.1

13

JORDAN WALSH

G/F | Fr. | 6-7 | 205 | Desoto, Texas | Link (Mo.) Academy

@jordanwalshlife

@jordanwalshlife

Including 2022-23, has **FOUR** years of collegiate eligibility
Major: TBA (Arts & Sciences)
Born on Mar. 3, 2004 in Dallas, Texas.
The son of John and Sandra Walsh



THE BASKETBALL HALL OF FAME

JULIUS ERVING
AWARD

- On the 2022-23 Julius Erving Award Watch List, which goes to the nation's top small forward

- Consensus top 25 player overall, top-7 small forward and 5-Star
- Played in the McDonald's All-American and Jordan Brand Classic games
- All-American: MaxPreps (3rd team) - Sports Illustrated (3rd team) - Jersey Mike's Naismith (HM)

SINCE TREVON BRAZILE'S INJURY (3 games): Averaging 11.3 pts - 3.3 rebs ... 72% FG (13-18) - 50% 3PT (3-6) - 3 assists - 8 STLs - 1 TO

2022-23 HIGHLIGHTS

- NORTH DAKOTA STATE: Only played 18:20 due to foul trouble (and fouling out) in his collegiate debut ... However, tied for the team lead with three assists ... Was 1-of-1 FG and 2-of-2 FT.
- FORDHAM: Had his first double-digit scoring effort with 12 points (5-of-7 FG).
- SOUTH DAKOTA STATE: Was poised for a break-out game, but left the game early in the second half with an ankle injury.
- OKLAHOMA: Tied a then season-high with 12 points (5-of-9 FG; 2-of-5 3PT) with three rebounds and two steals ... Led the team at +11 (31:19 played)
- BRADLEY: Was the star of the game with a **game and career-high 18 points** (7-7 FG • 1-1 3PT) with a **career-high four steals** ... Scored seven points in an 11-0 run, including back-to-back fastbreak dunks and a 3-pointer ... Scored 16 of his 18 in the first half.
- UNCA: Only scored four points but his defense was stellar, helping hold Drew Pember to 1-of-7 FG.

**NATIONAL RECRUITING RANKINGS**

- #25 on the SI99 All-American list
- ESPN ★★★★★ #11 nation #4 SF
- 247Composite ★★★★★ #18 nation #7 SF
- 247Sports ★★★★★ #19 nation #7 SF
- Rivals ★★★★★ #24 nation #7 SF

- Led ARK in Pts:1
- Led ARK in Rebs:0
- Led ARK in Assists:1
- Led ARK in Steals:1
- Led ARK in Blocked Shots:0
- Double-figure Pts:.....4
- Double-figure Rebs:.....0
- 20-pt gms - 30-pt gms:.....0 - 0
- Gms with a 3PT Made:.....5
- Gms with 3+ Assists:.....1
- Gms with 3+ Steals:.....2
- Gms with 3+ Blks:.....0
- Gms with 5+ Rebs:.....1

JORDAN WALSH 2022-23 GAME STATS

Opponent	Date	GS	Min	FG	FGA	Pct	3FG	3A	Pct	FT	FTA	Pct	O	D	Tot	Avg	PF	FO	A	TO	Blk	Stl	Pts	Avg
NORTH DAKOTA ST.	11/07/22		18	1	1	1.000	0	0	.000	2	2	1.000	0	2	2	2.0	5	1	3	0	0	0	4	4.0
FORDHAM	11/11/22	*	21	5	7	.714	0	2	.000	2	3	.667	1	3	4	3.0	3	0	1	1	0	0	12	8.0
SOUTH DAKOTA ST.	11/16/22	*	16	4	7	.571	2	4	.500	0	1	.000	0	1	1	2.3	0	0	1	1	1	3	10	8.7
vs Louisville	11/21/22	*	28	2	6	.333	2	5	.400	1	2	.500	0	2	2	2.3	3	0	2	2	0	1	7	8.3
vs Creighton	11/22/22	*	36	1	5	.200	1	2	.500	2	2	1.000	0	3	3	2.4	3	0	2	2	0	1	5	7.6
vs San Diego St.	11/23/22	*	34	3	7	.429	0	2	.000	1	2	.500	3	2	5	2.8	4	0	2	1	1	0	7	7.5
TROY	11/28/22	*	20	1	6	.167	0	0	.000	4	5	.800	0	4	4	3.0	3	0	0	2	1	2	6	7.3
SAN JOSE ST.	12/03/22	*	17	3	5	.600	0	0	.000	0	0	.000	1	2	3	3.0	0	0	0	0	1	1	6	7.1
UNC GREENSBORO	12/06/22	*	8	0	2	.000	0	2	.000	0	0	.000	0	0	0	2.7	1	0	1	1	0	0	0	6.3
vs Oklahoma	12/10/22	*	31	5	9	.556	2	5	.400	0	0	.000	2	1	3	2.7	0	0	1	0	1	2	12	6.9
vs Bradley	12/17/22	*	28	7	7	1.000	1	1	1.000	3	4	.750	0	3	3	2.7	5	2	1	0	0	4	18	7.9
UNC ASHEVILLE	12/21/22	*	19	1	2	.500	0	0	.000	2	2	1.000	0	4	4	2.8	4	0	1	1	0	2	4	7.6
Totals		11	276	33	64	.516	8	23	.348	17	23	.739	7	27	34	2.8	31	3	15	11	5	16	91	7.6

WALSH'S PERSONAL BESTS**POINTS**

Season: 18 vs Bradley (12/17/22)

SEC:**FG MADE**

Season: 7 vs Bradley (12/17/22)

SEC:**FG ATTEMPTED**

Season: 9 vs Oklahoma (12/10/22)

SEC:**3-POINT FG MADE**

Season: 2 (3x) LAST vs Oklahoma (12/10/22)

SEC:**3-PT FG ATTEMPTS**

Season: 5 (2x) LAST vs Oklahoma (12/10/22)

SEC:**FT MADE**

Season: 3 vs Bradley (12/17/22)

SEC:**FT ATTEMPTED**

Season: 4 vs Bradley (12/17/22)

SEC:**REBOUNDS**

Season: 5 vs San Diego State (11/23/22)

SEC:**ASSISTS**

Season: 3 vs North Dakota State (11/07/22)

SEC:**STEALS**

Season: 4 vs Bradley (12/17/22)

SEC:**BLOCKED SHOTS**

Season: 1 (3x) LAST vs Oklahoma (12/10/22)

SEC:**MINUTES**

Season: 36:04 vs Creighton (11/22/22)

SEC:**JORDAN WALSH CAREER STATISTICS**

Year	GP	GS	Min	Avg	FG	FGA	Pct	3FG	3FGA	Pct	FT	FTA	Pct	Off	Def	Tot	Avg	PF	FO	Ast	TO	Blk	Stl	Pts	Avg
2022-23	11	10	257	23.4	32	62	.516	8	23	.348	15	21	.714	7	23	30	2.7	27	3	14	10	5	14	87	7.9

15

MAKHI MITCHELL

F/C | Sr. | 6-9 | 230 | Washington, D.C. | Woodrow Wilson HS / Rhode Island

@MoTheKid03

@thats_khi

Including 2022-23, has **TWO** years of collegiate eligibility
 Major: Food, Nutrition & Health
 Born on Jan. 31, 2000 in Washington, D.C.
 The son of Maria Mitchell



DOUBLE-DOUBLES (9)

SOPHOMORE (at URI) (1)
 12/02/20 • SETON HALL 11 pts 11 reb

JUNIOR (at URI) (7)
 11/12/21 • BRYANT 11 pts 18 reb
 11/27/21 • GEORGIA STATE 10 pts 12 reb
 12/13/21 • at Milwaukee 16 pts 10 reb
 01/28/22 • at Dayton 12 pts 11 reb
 02/05/22 • UMASS 13 pts 13 reb
 02/12/22 • DAVIDSON 16 pts 11 reb
 02/19/22 • at George Washington 13 pts 10 reb

SENIOR (at ARK) (1)
 12/06/22 • UNC GREENSBORO 13 pts 14 reb



• Led his team in Pts (ARK): 4 (0)
 • Led his team in Rebs (ARK): 21 (4)
 • Led his team in Assists (ARK): 5 (1)
 • Led his team in Blk Shots (ARK): 18 (4)
 • Double-figure Pts (ARK): 22 (3)
 • Double-figure Rebs (ARK): 12 (1)
 • 20-pt gms – 30-pt gms (ARK): 0 - 0
 • Gms with a 3PT Made (ARK): 7 (0)
 • Gms with 3+ Assists (ARK): 8 (2)
 • Gms with 3+ Blks (ARK): 8 (2)
 • Gms with 3+ Steals (ARK): 5 (3)
 • Gms with 5+ Rebs (ARK): 31 (4)

MAKHI'S PERSONAL BESTS

POINTS

Season: 14 vs Troy (11/28/22)
 Career: 19 vs American Int'l (01/02/22)
 SEC:

FG MADE

Season: 6 vs Troy (11/28/22)
 Career: 7 (2x) last Am International (01/02/22)
 SEC:

FG ATTEMPTED

Season: 8 vs Troy (11/28/22)
 Career: 12 at VCU (02/08/22)
 SEC:

3-POINT FG MADE

Season: --
 Career: 1 (7x) last vs Duquesne (03/09/22)
 SEC:

3-PT FG ATTEMPTS

Season: --
 Career: 3 at Saint Joseph's (03/05/22)
 SEC:

FT MADE

Season: 5 vs UNC Greensboro (12/06/22)
 Career: 8 vs George Mason (11/22/19)
 SEC:

FT ATTEMPTED

Season: 7 vs UNC Greensboro (12/06/22)
 Career: 12 (2x) last vs G. Washington (01/22/22)
 SEC:

REBOUNDS

Season: 14 vs UNC Greensboro (12/06/22)
 Career: 18 vs Bryant (11/21/21)
 SEC:

ASSISTS

Season: 4 vs Oklahoma (12/10/22)
 Career: 8 at UMass (01/15/22)
 SEC:

STEALS

Season: 3 (3x) LAST - vs UNCA Asheville (12/21/22)
 Career: 3 (5x) LAST - vs UNCA (12/21/22)
 SEC:

BLOCKED SHOTS

Season: 4 vs UNC Greensboro (12/06/22)
 Career: 6 vs Saint Louis (03/03/22)
 SEC:

MINUTES

Season: 31:32 vs UNC Greensboro (12/06/22)
 Career: 30:39 at Geo Washington (02/19/22)
 SEC:

Makhi (Ma-KAI) Mitchell joined the Razorback squad with his twin Makhel for 2022-23 after playing two seasons at Rhode Island and one at Maryland ... Has two seasons of eligibility remaining ... Is the older of the twins by two minutes.

- Has nine blocked shots in the last five games including three vs UNCA and ranks 9th in the SEC in the category (1.33 avg.)
- Has 10 assists in the last four games including four vs Oklahoma

2022-23 HIGHLIGHTS:

- NORTH DAKOTA STATE: Made 4-of-5 FG and **tied his career high with three steals**.
- LOUISVILLE: Tied his brother for the team lead with a season-high six rebounds.
- TROY: Was bright spot for Arkansas in the first half with 10 points and nine rebounds as the Hogs trailed 33-31 ... Finished with a **season-high 14 points** (6-of-8 FG) with nine rebounds (all in the first half) and three blocked shots.
- UNCG: Had his **first double-double as a Razorback** with 13 points (4-of-5 FG; 5-of-7 FT) and 14 rebounds (all defensive) ... Added a season-high four blocked shots with two steals.
- OKLAHOMA: Had 10 points and a game-high six rebounds with a steal and two blocked shots ... Handed out a season-high four assists.
- UNCA: Scored 9 pts (4-of-5 FG) with three assists and three blocked shots

MAKHI MITCHELL 2022-23 GAME STATS

Opponent	Date	GS	Min	FG	FGA	Pct	3FG	3A	Pct	FT	FTA	Pct	O	D	Tot	Avg	PF	FO	A	TO	Blk	Stl	Pts	Avg
NORTH DAKOTA ST.	11/07/22	*	20	4	5	.800	0	0	.000	0	0	.000	1	3	4	4.0	4	0	1	0	0	3	8	8.0
FORDHAM	11/11/22	*	26	4	7	.571	0	0	.000	0	0	.000	2	2	4	4.0	3	0	2	0	2	3	8	8.0
SOUTH DAKOTA ST.	11/16/22	*	15	2	5	.400	0	0	.000	1	3	.333	1	3	4	4.0	3	0	3	2	0	1	5	7.0
vs Louisville	11/21/22	*	18	2	3	.667	0	0	.000	1	2	.500	3	3	6	4.5	3	0	1	2	1	0	5	6.5
vs Creighton	11/22/22	*	8	1	2	.500	0	0	.000	0	0	.000	1	0	1	3.8	3	0	0	2	0	1	2	5.6
vs San Diego St.	11/23/22	*	11	0	0	.000	0	0	.000	2	2	1.000	0	3	3	3.7	1	0	0	0	0	1	2	5.0
TROY	11/28/22	*	28	6	8	.750	0	0	.000	2	2	1.000	4	5	9	4.4	2	0	0	2	3	0	14	6.3
SAN JOSE ST.	12/03/22	*	12	4	6	.667	0	0	.000	0	1	.000	2	2	4	4.4	1	0	0	1	1	1	8	6.5
UNC GREENSBORO	12/06/22	*	32	4	5	.800	0	0	.000	5	7	.714	0	14	14	5.4	2	0	1	0	4	2	13	7.2
vs Oklahoma	12/10/22	*	22	5	8	.625	0	0	.000	0	0	.000	0	6	6	5.5	2	0	4	0	2	1	10	7.5
vs Bradley	12/17/22	*	17	3	5	.600	0	0	.000	0	0	.000	1	2	3	5.3	5	1	2	2	1	2	6	7.4
UNC ASHEVILLE	12/21/22	*	15	4	5	.800	0	0	.000	1	4	.250	0	1	1	4.9	2	0	3	0	2	3	9	7.5
Totals		12	224	39	59	.661	0	0	.000	12	21	.571	15	44	59	4.9	31	1	17	11	16	18	90	7.5

MAKHI MITCHELL CAREER STATISTICS

Year	GP	GS	Min	Avg	FG	FGA	Pct	3FG	3FGA	Pct	FT	FTA	Pct	Off	Def	Tot	Avg	PF	FO	Ast	TO	Blk	Stl	Pts	Avg
2019-20 (MD)	12	6	111	9.2	12	34	.353	0	0	.000	12	22	.545	10	29	39	3.3	19	0	2	8	8	2	36	3.0
2020-21 (URI)	7	2	112	16.1	12	26	.462	0	0	.000	17	28	.607	6	28	34	4.9	22	1	2	10	4	4	41	5.9
2021-22 (URI)	31	27	749	24.1	121	232	.522	7	23	.304	59	113	.522	50	175	225	7.3	91	2	48	87	43	30	308	9.9
2022-23 (ARK)	12	12	224	18.7	39	59	.661	0	0	.000	12	21	.571	15	44	59	4.9	31	1	17	11	16	18	90	7.5
CAREER	62	47	1196	19.3	184	351	.524	7	23	.304	100	184	.543	81	276	357	5.8	163	4	69	116	71	54	475	7.7

20 KAMANI JOHNSON

F | Sr. | 6-7 | 230 | Brooklyn, N.Y. | Holy Spirit (Ga.) Prep School / Little Rock

[@KamaniJohnson20](#)

[@kamani_johnson](#)

Including 2022-23, has **ONE** year of collegiate eligibility
Major: Communications
Born on Mar. 10, 2000 in Brooklyn, N.Y.
The son of Makini Campbell



DOUBLE-DOUBLES (4)

SOPHOMORE @ LITTLE ROCK (2)

11/27/19 • ALCORN STATE	17 pts	12 reb
01/02/20 • TEXAS STATE	15 pts	10 reb
01/04/20 • UT ARLINGTON	30 pts	13 reb
02/22/20 • at Arkansas St.	32 pts	16 reb

^ - Back-to-Back games

Played his first two seasons at Little Rock ... Sat out 2020-21 at Arkansas as a transfer ... Played 26 games with one start for the Razorbacks in 2021-22 ... Was **third team All-Sun Belt** in 2020 ... Among the Sun Belt and NCAA leaders in rebounding and free throws attempted.

• Brings high energy and toughness off the bench ... Great offensive rebounder with a knack for drawing free throw attempts ... A solid defender and excellent passer for a big man (although he only has three assists this season ... two in his last game) ... Has only committed five turnovers (three on one game early in the season)

2022-23 HIGHLIGHTS:

- SAN DIEGO STATE: After playing just 22 minutes with zero points through the first five games, made a huge impact **playing the final 19:07 in the come-from-behind win** ... Checked in at the 14:25 mark and the Hogs were down 11 (45-34) ... **Tied the game with a tip-in at the buzzer to force overtime** ... Finished the game with seven points, seven rebounds and two steals with a +14 ... Had four points, four rebounds and two steals in overtime - **sealed the win two free throws with tree seconds left in OT and stole the inbounds pass for the four-point win.**
- TROY: Saw his most playing time as a Razorback with 32:29 minutes and was second-best on the team at +14.
- OKLAHOMA: Was +7 in 15:44 played with five rebounds (three offensive), five points, one assist, one steal and one blocked shot.
- UNCA: **Perhaps his best overall game of the season** ... Had seven points and seven rebounds (five offensive) with three steals and two assists



- Led his team in Pts (ARK): 5 (0)
- Led his team in Rebs (ARK): 13 (3)
- Led his team in Assists (ARK): 7 (0)
- Led his tm in PT•REB Same Gm (ARK): 3 (0)
- Led his tm in P•R•A Same Gm (ARK): 2 (0)
- Double-figure Pts (ARK): 20 (0)
- Double-figure Rebs (ARK): 7 (0)
- 20-pt gms (ARK): 3 (0)
- 30-pt gms (ARK): 2 (0)
- Gms with a 3PT Made (ARK): 0 (0)
- Gms with 3+ Assists (ARK): 17 (0)
- Gms with 5+ Rebs (ARK): 43 (6)

JOHNSON'S PERSONAL BESTS

POINTS

Season: 8 vs Troy (11/28/22)
Career: 32 at Arkansas State (02/22/20)
SEC: 7 (2x) last vs Miss State (02/05/22)

FG MADE

Season: 2 vs San Diego State (11/23/22)
Career: 9 at Arkansas State (02/22/20)
SEC: 3 vs Mississippi State (02/05/22)

FG ATTEMPTED

Season: 3 vs Troy (11/28/22)
Career: 13 at Memphis (11/20/19)
SEC: 5 vs Mississippi State (02/05/22)

3-PT FG ATT

Season: --
Career: 1 (2x) last at Memphis (11/20/19)
SEC: --

FT MADE

Season: 3 vs San Diego State (11/23/22)
Career: 14 at Arkansas State (02/22/20)
SEC: 5 at Texas A&M (01/08/22)

FT ATTEMPTED

Season: 6 vs Troy (11/28/22)
Career: 16 at Arkansas State (02/22/20)
SEC: 8 at Tennessee (03/05/22)

REBOUNDS

Season: 8 vs Troy (11/28/22)
Career: 20 at Arkansas State (02/22/20)
SEC: 8 (2x) last at Tennessee (03/05/22)

ASSISTS

Season: 1 vs Oklahoma (12/10/22)
Career: 6 vs App State (02/01/20)
SEC: 2 vs Mississippi State (02/05/22)

STEALS

Season: 3 vs UNC Asheville (12/21/22)
Career: 3 (2x) vs UNCA (12/21/22)
SEC: 1 (2x) last vs Kentucky (02/26/22)

BLOCKED SHOTS

Season: 1 (2x) LAST vs Oklahoma (12/10/22)
Career: 3 vs Elon (12/21/21)
SEC: 1 at Texas A&M (01/08/22)

MINUTES

Season: 32:29 vs Troy (11/28/22)
Career: 38:42 vs UT Arlington (01/04/20)
SEC: 18:30 at Texas A&M (01/08/22)

KAMANI JOHNSON 2022-23 GAME STATS

Opponent	Date	GS	Min	FG	FGA	Pct	3FG	3A	Pct	FT	FTA	Pct	O	D	Tot	Avg	PF	FO	A	TO	Blk	Stl	Pts	Avg
NORTH DAKOTA ST.	11/07/22	*	10	0	0	.000	0	0	.000	0	0	.000	0	0	0	0.0	2	0	0	1	0	1	0	0.0
FORDHAM	11/11/22		3	0	1	.000	0	0	.000	0	2	.000	1	0	1	0.5	0	0	0	0	0	0	0	0.0
SOUTH DAKOTA ST.	11/16/22		9	1	3	.333	0	0	.000	0	0	.000	3	1	4	1.7	3	0	0	3	0	1	2	0.7
vs Louisville	11/21/22	DNP																						
vs Creighton	11/22/22	DNP																						
vs San Diego St.	11/23/22		19	2	2	1.000	0	0	.000	3	5	.600	4	3	7	3.0	3	0	0	1	0	2	7	2.3
TROY	11/28/22		32	1	3	.333	0	0	.000	6	8	.750	0	3	3	3.0	2	0	0	0	0	1	8	3.4
SAN JOSE ST.	12/03/22		3	0	0	.000	0	0	.000	0	0	.000	0	0	0	2.5	1	0	0	0	0	1	0	2.8
UNC GREENSBORO	12/06/22		9	0	1	.000	0	0	.000	1	2	.500	1	4	5	2.9	0	0	0	0	1	0	1	2.6
vs Oklahoma	12/10/22		15	2	3	.667	0	0	.000	1	1	1.000	3	2	5	3.1	2	0	1	0	1	1	5	2.9
vs Bradley	12/17/22		12	1	1	1.000	0	0	.000	0	0	.000	1	1	2	3.0	2	0	0	0	1	0	2	2.8
UNC ASHEVILLE	12/21/22		22	3	6	.500	0	0	.000	1	2	.500	5	2	7	3.4	2	0	2	0	0	3	7	3.2
Totals		1	134	10	20	.500	0	0	.000	12	20	.600	18	16	34	3.4	17	0	3	5	3	10	32	3.2

KAMANI JOHNSON CAREER STATISTICS

Year	GP	GS	Min	Avg	FG	FGA	Pct	3FG	3FGA	Pct	FT	FTA	Pct	Off	Def	Tot	Avg	PF	FO	Ass	TO	Blk	Stl	Pts	Avg
2018-19 (UALR)	27	15	519	19.2	53	96	.552	0	1	.000	33	65	.508	51	79	130	4.8	85	5	37	41	13	14	139	5.1
2019-20 (UALR)	31	28	860	27.7	98	191	.513	0	1	.000	144	198	.727	94	113	207	6.7	99	5	68	67	15	23	340	11.0
2021-22 (ARK)	26	1	203	7.8	18	29	.621	0	0	.000	23	43	.535	34	35	69	2.7	37	0	7	16	10	6	59	2.3
2022-23 (ARK)	10	1	134	13.4	10	20	.500	0	0	.000	12	20	.600	18	16	34	3.4	17	0	3	5	3	10	32	3.2
CAREER	94	45	1716	18.3	179	336	.533	0	2	.000	212	326	.650	197	243	440	4.7	238	10	115	129	41	53	570	6.1

22

MAKHEL MITCHELL

F/C | Sr. | 6-10 | 240 | Washington, D.C. | Woodrow Wilson HS / Rhode Island

@makhelmitchell

@_kheiii

Including 2022-23, has TWO years of collegiate eligibility
Major: Food, Nutrition & Health
Born on Jan. 31, 2000 in Washington, D.C.
The son of Maria Mitchell



DOUBLE-DOUBLES (4)

SOPHOMORE (at URI) (3)
01/16/21 • GEORGE MASON ^ 14 pts 10 reb
01/20/21 • at Duquesne ^ 16 pts 11 reb
02/16/21 • DAYTON 16 pts 12 reb

JUNIOR (at URI) (1)
02/08/22 • at VCU 12 pts 10 reb
^ - Consecutive games

Makhel (Ma-Kale) Mitchell joined the Razorback squad with his twin Makhi for 2022-23 after playing two seasons at Rhode Island and one at Maryland ... Has two seasons of eligibility remaining ... Is the younger of the twins by two minutes.

• ON A PER 40 MINUTES BASIS: 17.6 pts • 12.4 reb • 5.3 blocked shots

2022-23 HIGHLIGHTS:

- LOUISVILLE: Tied his brother with a game and season-high six rebounds ... Also scored a season-high 12 points, making 4-of-5 FG – all four on dunks – and making 4-of-6 at the line.
- SAN DIEGO STATE: Was 3-of-3 from the field (with two dunks) and led the team with two blocked shots.
- UNCA: Was solid in his eight minutes with six points, three rebounds, three blocked shots and a steal.



- Led his tm in Pts (ARK): 13 (0)
- Led his tm in Rebs (ARK): 13 (1)
- Led his tm in Assists (ARK): 8 (0)
- Led his tm in Blocked Shots (ARK): ..37 (2)
- Double-figure Pts (ARK): 30 (0)
- Double-figure Rebs (ARK): 4 (0)
- 20-pt gms – 30-pt gms (ARK): 3 (0) - 0 (0)
- Gms with a 3PT Made (ARK): 0 (0)
- Gms with 3+ Assists (ARK): 4 (0)
- Gms with 3+ Blks (ARK): 19 (1)
- Gms with 5+ Rebs (ARK): 33 (1)

MAKHEL'S PERSONAL BESTS

POINTS

Season: 12 vs Louisville (11/21/22)

Career: 19 vs American Int'l (01/02/22)

SEC:

FG MADE

Season: 4 vs Louisville (11/21/22)

Career: 7 (2x) last vs American Int'l (01/02/22)

SEC:

FG ATTEMPTED

Season: 5 vs Louisville (11/21/22)

Career: 12 at VCU (02/08/22)

SEC:

3-POINT FG MADE

Season: --

Career: 1 (7x) last vs Duquesne (03/09/22)

SEC:

3-PT FG ATTEMPTS

Season: --

Career: 3 at Saint Joseph's (03/05/22)

SEC:

FT MADE

Season: 4 vs Louisville (11/21/22)

Career: 8 vs George Mason (11/22/19)

SEC:

FT ATTEMPTED

Season: 6 vs Louisville (11/21/22)

Career: 12 (2x) last vs G. Washington (01/22/22)

SEC:

REBOUNDS

Season: 6 vs Louisville (11/21/22)

Career: 18 vs Bryant (11/21/21)

SEC:

ASSISTS

Season: 3 vs Louisville (11/21/22)

Career: 8 at UMass (01/15/22)

SEC:

STEALS

Season: 2 vs Louisville (11/21/22)

Career: 3 (2x) last at VCU (02/08/22)

SEC:

BLOCKED SHOTS

Season: 3 vs UNC Asheville (12/21/22)

Career: 6 vs Saint Louis (03/03/22)

SEC:

MINUTES

Season: 20:10 vs Louisville (11/21/22)

Career: 30:39 at Geo Washington (02/19/22)

SEC:

MAKHEL MITCHELL 2022-23 GAME STATS

Opponent	Date	GS	Min	FG	FGA	Pct	3FG	3A	Pct	FT	FTA	Pct	O	D	Tot	Avg	PF	FO	A	TO	Blk	Stl	Pts	Avg
NORTH DAKOTA ST.	11/07/22	DNP																						
FORDHAM	11/11/22	4	0	1	.000	0	0	.000		0	0	.000	0	0	0	0.0	0	0	0	1	0	1	0	0.0
SOUTH DAKOTA ST.	11/16/22	6	0	1	.000	0	0	.000		0	0	.000	0	3	3	1.5	2	0	1	1	0	1	0	0.0
vs Louisville	11/21/22	20	4	5	.800	0	0	.000		4	6	.667	0	6	6	3.0	2	0	3	0	2	2	12	4.0
vs Creighton	11/22/22	7	2	3	.667	0	0	.000		0	1	.000	1	2	3	3.0	0	0	0	0	2	0	4	4.0
vs San Diego St.	11/23/22	14	3	3	1.000	0	0	.000		0	0	.000	0	3	3	3.0	3	0	0	1	2	0	6	4.4
TROY	11/28/22	7	1	1	1.000	0	0	.000		0	0	.000	1	1	2	2.8	0	0	0	0	0	0	2	4.0
SAN JOSE ST.	12/03/22	1	0	1	.000	0	0	.000		0	0	.000	1	0	1	2.6	0	0	0	0	0	0	0	3.4
UNC GREENSBORO	12/06/22	DNP																						
vs Oklahoma	12/10/22	DNP																						
vs Bradley	12/17/22	1	0	0	.000	0	0	.000		0	0	.000	0	0	0	2.3	0	0	0	0	0	0	0	3.0
UNC ASHEVILLE	12/21/22	8	2	4	.500	0	0	.000		2	2	1.000	1	2	3	2.3	1	0	0	2	3	1	6	3.3
Totals		0	68	12	19	.632	0	0	.000	6	9	.667	4	17	21	2.3	8	0	4	5	9	5	30	3.3

MAKHEL MITCHELL CAREER STATISTICS

Year	GP	GS	Min	Avg	FG	FGA	Pct	3FG	3FGA	Pct	FT	FTA	Pct	Off	Def	Tot	Avg	PF	FO	Ass	TO	Blk	Stl	Pts	Avg
2019-20 (MD)	10	0	67	6.7	4	8	.500	0	0	.000	2	4	.500	8	15	23	2.3	9	0	2	3	4	2	10	1.0
2020-21 (URI)	25	23	558	22.3	97	186	.522	0	2	.000	45	96	.469	47	92	139	5.6	87	7	22	49	42	10	239	9.6
2021-22 (URI)	31	27	821	26.5	135	269	.502	0	7	.000	62	118	.525	34	139	173	5.6	86	3	40	59	74	23	332	10.7
2022-23 (ARK)	9	0	68	7.6	12	19	.632	0	0	.000	6	9	.667	4	17	21	2.3	8	0	4	5	9	5	30	3.3
CAREER	44	23	693	15.8	113	213	.531	0	2	.000	53	109	.486	59	124	183	4.2	104	7	28	57	55	17	279	6.3

23

DERRIAN FORD

G | Fr. | 6-3 | 205 | Magnolia, Ark. | Magnolia HS

@thetruthballers

@derrianford2022

Including 2022-23, has **FOUR** years of collegiate eligibility
Major: TBA (Education)
Born on Nov. 14, 2003 in Magnolia, Ark.
The son of Darnell and Tiffani Ford

**NATIONAL RECRUITING RANKINGS**

- #66 on the SI99 All-American list
- 247Sports ★★★★★ #69 nation #11 CG
- 247Composite ★★★★★ #68 nation #12 CG
- ESPN ★★★★★ #71 nation #12 SF
- Rivals ★★★★★ #78 nation #16 SG

- Two-time Gatorade Arkansas Player of the Year (2021 & '22)
- McDonald's All-American Nominee
- Two-time (2021 and 2022) Class 4A Player of the Year by the Arkansas Basketball Coaches Association

2022-23 HIGHLIGHTS:

- FORDHAM: Scored his first two collegiate points
- SOUTH DAKOTA STATE: Grabbed three rebounds and had a steal in nine minutes.
- SAN JOSE STATE: Had three assists and two points in 7:15 played.
- UNCA: Dished out two assists with three rebounds.

DERRIAN FORD 2022-23 GAME STATS

Opponent	Date	GS	Min	FG	FGA	Pct	3FG	3A	Pct	FT	FTA	Pct	O	D	Tot	Avg	PF	FO	A	TO	Blk	Stl	Pts	Avg
NORTH DAKOTA ST.	11/07/22	3	0	1	.000	0	0	.000	0	0	.000	0	1	0	1	1.0	0	0	0	0	0	0	0	0.0
FORDHAM	11/11/22	5	1	2	.500	0	0	.000	0	0	.000	0	0	0	0	0.5	0	0	0	0	0	0	2	1.0
SOUTH DAKOTA ST.	11/16/22	9	0	0	.000	0	0	.000	0	0	.000	0	3	3	1.3	1	1	0	1	0	1	0	0.7	
vs Louisville	11/21/22	4	1	1	1.000	0	0	.000	0	0	.000	0	0	0	0	1.0	1	0	0	0	0	0	2	1.0
vs Creighton	11/22/22	DNP																						
vs San Diego St.	11/23/22	DNP																						
TROY	11/28/22	DNP																						
SAN JOSE ST.	12/03/22	7	1	1	1.000	0	0	.000	0	0	.000	0	0	0	0	0.8	0	0	3	0	0	0	2	1.2
UNC GREENSBORO	12/06/22	1	0	0	.000	0	0	.000	0	0	.000	0	0	0	0	0.7	0	0	0	0	0	0	0	1.0
vs Oklahoma	12/10/22	DNP																						
vs Bradley	12/17/22	2	0	0	.000	0	0	.000	0	0	.000	0	0	0	0	0.6	0	0	0	1	0	0	0	0.9
UNC ASHEVILLE	12/21/22	9	0	2	.000	0	0	.000	2	2	1.000	0	3	3	0.9	0	0	2	0	0	0	0	2	1.0
Totals		0	40	3	7	.429	0	0	.000	2	2	1.000	1	6	7	0.9	2	0	5	2	0	1	8	1.0

PINION'S PERSONAL BESTS**POINTS**

Season: 2 (2x) LAST vs Louisville (11/21/22)

SEC:**FG MADE**

Season: 1 LAST vs Louisville (11/21/22)

SEC:**FG ATTEMPTED**

Season: 2 vs Fordham (11/11/22)

SEC:**3-POINT FG MADE**

Season: --

SEC:**3-PT FG ATTEMPTS**

Season: --

SEC:**FT MADE**

Season: 2 vs UNC Asheville (12/21/22)

SEC:**FT ATTEMPTED**

Season: 2 vs UNC Asheville (12/21/22)

SEC:**REBOUNDS**

Season: 3 (2x) LAST vs UNC Asheville (12/21/22)

SEC:**ASSISTS**

Season: 3 vs San Jose State (12/03/22)

SEC:**STEALS**

Season: 1 vs South Dakota State (11/16/22)

SEC:**BLOCKED SHOTS**

Season: --

SEC:**MINUTES**

Season: 8:56 vs UNC Asheville (12/21/22)

SEC:**DERRIAN FORD CAREER STATISTICS**

Year	GP	GS	Min	Avg	FG	FGA	Pct	3FG	3FGA	Pct	FT	FTA	Pct	Off	Def	Tot	Avg	PF	FO	Ass	TO	Blk	Stl	Pts	Avg
2022-23	8	0	40	5.0	3	7	.429	0	0	.000	2	2	1.000	1	6	7	0.9	2	0	5	2	0	1	8	1.0

21 CADE ARBOGAST

G | Jr. | 6-3 | 180 | Concord, Calif. | De La Salle HS / Lane (Ore.) CC

[@cadearbogast](#)
[@cadearbogast](#)

Including 2022-23, has **THREE** years of collegiate eligibility
Major: Communications
Born on Aug. 23, 2000 in Walnut Creek, Calif.
The son of Peter and Carol Arbogast



2021-22 (So.):

• Scored his first collegiate points – a 3-pointer (1:32 in the 2nd half) [that blew the roof off Bud Walton Arena](#) – in the San Jose State win.

2021-22 (So. at Arkansas):

• Came to Arkansas as a walkon but earned a scholarship on Jan. 21 ([watch](#)) ... Played in four games, including the NCAA second-round win over New Mexico State ... **Grabbed three rebounds and added an assist in the win at Georgia.**

CADE ARBOGAST CAREER STATISTICS

Year	GP	GS	Min	Avg	FG	FGA	Pct	3FG	3FGA	Pct	FT	FTA	Pct	Off	Def	Tot	Avg	PF	FO	Ast	TO	Blk	Stl	Pts	Avg
2021-22	4	0	3	0.8	0	4	.000	0	2	.000	0	0	.000	2	1	3	0.8	0	0	1	0	0	0	0	0.0
2022-23	6	0	9	1.5	1	4	.250	1	4	.250	0	0	.000	0	1	1	0.2	1	0	0	0	0	0	3	0.5
CAREER	10	0	12	1.2	1	8	.125	1	6	.167	0	0	.000	2	2	4	0.4	1	0	1	0	0	0	3	0.3

45 LAWSON BLAKE

F | So. | 6-10 | 235 | Fayetteville, Ark. | Fayetteville HS / Link Year (Mo.) Prep

[@lawsonblake](#)
[@lawson.blake](#)

Including 2022-23, has **THREE** years of collegiate eligibility
Major: Exercise Science
Born on an. 3, 2002 in San Antonio, Texas
The son of Larry and Allison Blake



2022-23 (So.):

• Grabbed his first career rebound in the win over Fordham ... Had a career-high two boards versus UNC Asheville.

2021-22 (Fr.):

• Made the team as a walkon ... Played in five games, including Arkansas' second-round NCAA Tournament win over New Mexico State.

LAWSON BLAKE CAREER STATISTICS

Year	GP	GS	Min	Avg	FG	FGA	Pct	3FG	3FGA	Pct	FT	FTA	Pct	Off	Def	Tot	Avg	PF	FO	Ast	TO	Blk	Stl	Pts	Avg
2021-22	5	0	5	1.0	0	0	.000	0	0	.000	0	0	.000	0	0	0	0.0	0	0	0	0	0	0	0	0.0
2022-23	6	0	10	1.7	0	2	.000	0	0	.000	0	0	.000	1	3	4	0.7	1	0	0	1	0	0	0	0.0
CAREER	11	0	15	1.4	0	2	.000	0	0	.000	0	0	.000	1	3	4	0.4	1	0	0	1	0	0	0	0.0

ARKANSAS RAZORBACKS

2022-23 SEASON RESULTS & LEADERS

RECORD:	OVERALL	HOME	AWAY	NEUTRAL
ALL GAMES	11-1	7-0	0-0	4-1
CONFERENCE	0-0	0-0	0-0	0-0
NON-CONFERENCE	11-1	7-0	0-0	4-1

DATE	TIME (CT)	R	A	N	K	OPPONENT	TV	RESULT	ATTEND	RECORD	(SEC)	HIGH POINTS	HIGH REBOUNDS
11/07/22	7:00 pm	10/10	--/--			NORTH DAKOTA STATE	SEC Network Plus	W 78-56	19200	1-0	--	(22)Ricky Council IV	(12)Trevon Brazile
11/11/22	7:00 pm	10/10	--/--			FORDHAM	SEC Network Plus	W 74-48	19200	2-0	--	(15)Ricky Council IV	(8)Trevon Brazile
11/16/22	7:00 pm	9/10	--/--			SOUTH DAKOTA STATE	SEC Network Plus	W 71-56	19200	3-0	--	(19)Ricky Council IV	(10)Trevon Brazile
11/21/22	4:00 pm	+ 9/9	--/--			vs Louisville	ESPN2	W 80-54	2400	4-0	--	(26)Anthony Black	(6)Makhi Mitchell (6) Makhel Mitchell
11/22/22	7:00 pm	+ 9/9	10/8			vs Creighton	ESPN	87-90 L	2400	4-1	--	(26)Anthony Black	(6)Anthony Black (6)Trevon Brazile
11/23/22	9:00 pm	+ 9/9	17/19			vs San Diego State	ESPN2	(OT) W 78-74	2400	5-1	--	(20)Trevon Brazile	(9)Trevon Brazile
11/28/22	7:00 pm	11/11	--/--			TROY	SEC Network	W 74-61	19200	6-1	--	(27)Ricky Council IV	(9)Makhi Mitchell
12/03/22	3:00 pm	11/11	--/--			SAN JOSE STATE	SEC Network	W 99-58	19200	7-1	--	(23)Trevon Brazile	(6)Jalen Graham
12/06/22	6:00 pm	9/8	--/--			UNC GREENSBORO	SEC Network	W 65-58	19200	8-1	--	(22)Nick Smith Jr.	(14)Makhi Mitchell
12/10/22	Noon	@ 9/8	--/RV			vs. Oklahoma	ESPN2	W 88-78	14201	9-1	--	(26)Ricky Council IV	(6)Makhi Mitchell
12/17/22	3:00 pm	& 10/10	--/--			vs. Bradley	--	W 76-57	16675	10-1	--	(18)Jordan Walsh	(7)Davonte Davis
12/21/22	8:00 pm	10/8	--/--			UNC ASHEVILLE	SEC Network	W 85-51	19200	11-1	--	(16)Jalen Graham	(7)Kamani Johnson
12/28/22	8:00 pm	*				at LSU	ESPN2/U						
01/04/23	7:30 pm	*				MISSOURI	SEC Network						
01/07/23	7:30 pm	*				at Auburn	SEC Network						
01/11/23	6:00 pm	*				ALABAMA	ESPN2/U						
01/14/23	1:00 pm	*				at Vanderbilt	ESPN2/U						
01/18/23	8:00 pm	*				at Missouri	SEC Network						
01/21/23	11:00 am	*				OLE MISS	ESPN2						
01/24/23	6:00 pm	*				LSU	ESPN/2/U						
01/28/23	3 or 5 pm	%				at Baylor	ESPN						
01/31/23	6:00 pm	*				TEXAS A&M	ESPN/2/U						
02/04/23	2:30 pm	*				at South Carolina	SEC Network						
02/27/23	8:00 pm	*				at Kentucky	ESPN/2						
02/11/23	5:00 pm	*				MISSISSIPPI STATE	ESPN2/U						
02/15/23	8:00 pm	*				at Texas A&M	ESPN2/U						
02/18/23	1:00 pm	*				FLORIDA	ESPN/2						
02/21/23	8:00 pm	*				GEORGIA	SEC Network						
02/25/23	1 or 3 pm	*				at Alabama	ESPN/2						
02/28/23	8:00 pm	*				at Tennessee	ESPN/2/U						
03/04/23	1:00 pm	*				KENTUCKY	CBS						
Mar. 8-12		^				SEC Tournament							

Home Games in CAPS | * - Southeastern Conference game | + Maui Jim Maui Invitational (Lahaina, Hawaii (Lahaina Civic Center) |
 @ - played in Tulsa, Okla. (BOK Center) | & - played in North Little Rock (Simmons Bank Arena) |
 % - Big 12/SEC Challenge | ^ - SEC Tournament (Nashville, Tenn. - Bridgestone Arena)

ATTENDANCE SUMMARY	GAMES	TOTALS	AVG/GAME
HOME	7	134400	19200
AWAY	0	0	0
NEUTRAL	5	38076	7615
TOTAL	12	172476	14373

ARKANSAS RAZORBACKS

2022-23 COMBINED REPORT

RECORD:	OVERALL	HOME	AWAY	NEUTRAL
ALL GAMES	11-1	7-0	0-0	4-1
CONFERENCE	0-0	0-0	0-0	0-0
NON-CONFERENCE	11-1	7-0	0-0	4-1

#	Player	GP	GS	Min	Avg	• TOTAL •			• 3-PTS •			• REBOUNDS •				PF	FO	A	TO	Blk	Stl	Pts	Av			
						FG	FGA	Pct	3FG	FGA	Pct	FT	FTA	Pct	Off									Def	Tot	Avg
1	Ricky Council IV	12	12	422	35.2	80	155	.516	12	39	.308	48	59	.814	8	25	33	2.8	23	0	33	26	2	20	220	18.3
3	Nick Smith Jr.	5	4	120	24.0	21	54	.389	6	20	.300	16	19	.842	2	7	9	1.8	6	0	9	6	1	3	64	12.8
0	Anthony Black	12	12	399	33.2	50	97	.515	13	33	.394	38	53	.717	13	46	59	4.9	25	0	44	34	7	22	151	12.6
2	Trevon Brazile	9	0	243	27.0	37	77	.481	11	29	.379	21	31	.677	9	45	54	6.0	23	1	9	20	11	9	106	11.8
13	Jordan Walsh	12	11	276	23.0	33	64	.516	8	23	.348	17	23	.739	7	27	34	2.8	31	3	15	11	5	16	91	7.6
15	Makhi Mitchell	12	12	224	18.7	39	59	.661	0	0	.000	12	21	.571	15	44	59	4.9	31	1	17	11	16	18	90	7.5
4	Davonte Davis	11	7	322	29.3	29	86	.337	5	27	.185	19	25	.760	7	31	38	3.5	21	0	27	15	2	16	82	7.5
11	Jalen Graham	9	0	75	8.3	24	36	.667	0	1	.000	6	11	.545	9	15	24	2.7	10	0	4	10	2	4	54	6.0
22	Makhel Mitchell	9	0	68	7.6	12	19	.632	0	0	.000	6	9	.667	4	17	21	2.3	8	0	4	5	9	5	30	3.3
20	Kamani Johnson	10	1	134	13.4	10	20	.500	0	0	.000	12	20	.600	18	16	34	3.4	17	0	3	5	3	10	32	3.2
5	Joseph Pinion	9	0	43	4.8	7	15	.467	3	8	.375	4	4	1.000	1	6	7	0.8	6	0	3	0	0	2	21	2.3
23	Derrian Ford	8	0	40	5.0	3	7	.429	0	0	.000	2	2	1.000	1	6	7	0.9	2	0	5	2	0	1	8	1.0
21	Cade Arbogast	6	0	9	1.5	1	4	.250	1	4	.250	0	0	.000	0	1	1	0.2	1	0	0	0	0	0	3	0.5
12	Barry Dunning Jr.	9	1	40	4.4	0	3	.000	0	1	.000	1	2	.500	0	2	2	0.2	4	0	1	2	0	2	1	0.1
45	Lawson Blake	6	0	10	1.7	0	2	.000	0	0	.000	0	0	.000	1	3	4	0.7	1	0	0	1	0	0	0	0.0
TEAM.....																										
RAZORBACKS.....12						346	698	.496	59	185	.319	202	279	.724	108	311	419	34.9	209	5	174	153	58	128	953	79.4
Opponents.....12						266	647	.411	62	215	.288	149	215	.693	94	276	370	30.8	222	-	115	225	26	71	743	61.9

Team Statistics	ARK	OPP
SCORING	953	743
Points per game	79.4	61.9
Scoring margin	+17.5	-
FIELD GOALS-ATT	346-698	266-647
Field goal pct	.496	.411
3 POINT FG-ATT	59-185	62-215
3-point FG pct	.319	.288
3-pt FG made per game	4.9	5.2
FREE THROWS-ATT	202-279	149-215
Free throw pct	.724	.693
F-Throws made per game	16.8	12.4
REBOUNDS	419	370
Rebounds per game	34.9	30.8
Rebounding margin	+4.1	-
ASSISTS	174	115
Assists per game	14.5	9.6
TURNOVERS	153	225
Turnovers per game	12.8	18.8
Turnover margin	+6.0	-
Assist/turnover ratio	1.1	0.5
STEALS	128	71
Steals per game	10.7	5.9
BLOCKS	58	26
Blocks per game	4.8	2.2
ATTENDANCE	134400	38076
Home games-Avg/Game	7-19200	0-0
Neutral site-Avg/Game	-	5-7615

SCORE BY PERIODS:	1st	2nd	OT	Total
Arkansas	419	523	11	953
Opponents	362	374	7	743

Date	Ark. Rank	Opponent	Result	Score	Attend
11/07/22	10/10	NORTH DAKOTA ST.	W	76-58	19200
11/11/22	10/10	FORDHAM	W	74-48	19200
11/16/22	9/10	SOUTH DAKOTA ST.	W	71-56	19200
+ 11/21/22	9/9	vs Louisville	W	80-54	2400
+ 11/22/22	9/9	vs #10/8 Creighton	L	87-90	2400
+ 11/23/22	9/9	vs #17/19 San Diego St.	W	78-74 (OT)	2400
11/28/22	11/11	TROY	W	74-61	19200
12/03/22	11/11	SAN JOSE ST.	W	99-58	19200
12/06/22	9/8	UNC GREENSBORO	W	65-58	19200
@ 12/10/22	9/8	vs --RV Oklahoma	W	88-78	14201
& 12/17/22	10/10	vs Bradley	W	76-57	16675
12/21/22	10/8	UNC ASHEVILLE	W	85-51	19200

* = SEC game || + Maui Jim Maui Invitational (Lahaina, Hawaii (Lahaina Civic Center)) ||
 @ - played in Tulsa, Okla. (BOK Center) || & - played in North Little Rock (Simmons Bank Arena) ||
 % - Big 12/SEC Challenge | ^ - SEC Tournament (Nashville, Tenn. - Bridgestone Arena)

ARKANSAS RAZORBACKS

2022-23 SEASON STATISTICS • ALL GAMES



RECORD:	OVERALL	HOME	AWAY	NEUTRAL
ALL GAMES	11-1	7-0	0-0	4-1
CONFERENCE	0-0	0-0	0-0	0-0
NON-CONFERENCE	11-1	7-0	0-0	4-1

##	Player	GP	GS	Min	Avg	• TOTAL •			• 3-PTS •			• REBOUNDS •										Pts		Avg		
						FG	FGA	Pct	3FG	FGA	Pct	FT	FTA	Pct	Off	Def	Tot	Avg	PFFO	A	TO				Blk	St
1	Ricky Council IV	12	12	422	35.2	80	155	.516	12	39	.308	48	59	.814	8	25	33	2.8	23	0	33	26	2	20	220	18.3
3	Nick Smith Jr.	5	4	120	24.0	21	54	.389	6	20	.300	16	19	.842	2	7	9	1.8	6	0	9	6	1	3	64	12.8
0	Anthony Black	12	12	399	33.2	50	97	.515	13	33	.394	38	53	.717	13	46	59	4.9	25	0	44	34	7	22	151	12.6
2	Trevon Brazile	9	0	243	27.0	37	77	.481	11	29	.379	21	31	.677	9	45	54	6.0	23	1	9	20	11	9	106	11.8
13	Jordan Walsh	12	11	276	23.0	33	64	.516	8	23	.348	17	23	.739	7	27	34	2.8	31	3	15	11	5	16	91	7.6
15	Makhi Mitchell	12	12	224	18.7	39	59	.661	0	0	.000	12	21	.571	15	44	59	4.9	31	1	17	11	16	18	90	7.5
4	Davonte Davis	11	7	322	29.3	29	86	.337	5	27	.185	19	25	.760	7	31	38	3.5	21	0	27	15	2	16	82	7.5
11	Jalen Graham	9	0	75	8.3	24	36	.667	0	1	.000	6	11	.545	9	15	24	2.7	10	0	4	10	2	4	54	6.0
22	Makhel Mitchell	9	0	68	7.6	12	19	.632	0	0	.000	6	9	.667	4	17	21	2.3	8	0	4	5	9	5	30	3.3
20	Kamani Johnson	10	1	134	13.4	10	20	.500	0	0	.000	12	20	.600	18	16	34	3.4	17	0	3	5	3	10	32	3.2
5	Joseph Pinion	9	0	43	4.8	7	15	.467	3	8	.375	4	4	1.000	1	6	7	0.8	6	0	3	0	0	2	21	2.3
23	Derrian Ford	8	0	40	5.0	3	7	.429	0	0	.000	2	2	1.000	1	6	7	0.9	2	0	5	2	0	1	8	1.0
21	Cade Arbogast	6	0	9	1.5	1	4	.250	1	4	.250	0	0	.000	0	1	1	0.2	1	0	0	0	0	0	3	0.5
12	Barry Dunning Jr.	9	1	40	4.4	0	3	.000	0	1	.000	1	2	.500	0	2	2	0.2	4	0	1	2	0	2	1	0.1
45	Lawson Blake	6	0	10	1.7	0	2	.000	0	0	.000	0	0	.000	1	3	4	0.7	1	0	0	1	0	0	0	0.0
TEAM.....															13	20	33	2.8	0		5				0	
ARKANSAS.....		12				346	698	.496	59	185	.319	202	279	.724	108	311	419	34.9	209	5	174	153	58	128	953	79.4
Opponents.....		12				266	647	.411	62	215	.288	149	215	.693	94	276	370	30.8	222	-	115	225	26	71	743	61.9

SCORE BY PERIODS:	1st	2nd	OT	Total
Arkansas	419	523	11	953
Opponents	362	374	7	743

DEADBALL REBOUNDS:	OFF	DEF	TOTAL
Arkansas	40	7	47
Opponents	34	5	39

ARKANSAS RAZORBACKS IN MAUI

No.	Player				Total		3-Point		F-Throw		Rebounds												
		GP-GS	MIN	AVG	FG-FGA	FG%	3FG-3FGA	3FG%	FT-FTA	FT%	OFF	DEF	TOT	AVG	PF	DQ	A	TO	BLK	STL	PTS	AVG	
0	BLACK, Anthony	3-3	111:53	37.3	22-40	.550	4-10	.400	19-22	.864	5	9	14	4.7	8	0	13	11	0	5	67	22.3	
1	COUNCIL IV, Ricky	3-3	116:03	38.7	21-51	.412	5-16	.313	11-15	.733	3	6	9	3.0	7	0	10	8	0	8	58	19.3	
2	BRAZILE, Trevon	3-0	85:53	28.6	13-30	.433	6-15	.400	6-11	.545	1	16	17	5.7	11	1	2	4	3	4	38	12.7	
22	MITCHELL, Makhel	3-0	41:15	13.8	9-11	.818	0-0	.000	4-7	.571	1	11	12	4.0	5	0	3	1	6	2	22	7.3	
20	JOHNSON, Kamani	1-0	19:06	19.1	2-2	1.000	0-0	.000	3-5	.600	4	3	7	7.0	3	0	0	1	0	2	7	7.0	
13	WALSH, Jordan	3-3	97:25	32.5	6-18	.333	3-9	.333	4-6	.667	3	7	10	3.3	10	0	6	5	1	2	19	6.3	
4	DAVIS, Davonte	3-3	87:22	29.1	5-17	.294	1-9	.111	2-2	1.000	1	4	5	1.7	8	0	8	2	0	1	13	4.3	
11	GRAHAM, Jalen	2-0	08:16	4.1	4-5	.800	0-0	.000	0-0	.000	1	0	1	0.5	1	0	0	1	0	0	8	4.0	
15	MITCHELL, Makhi	3-3	37:19	12.4	3-5	.600	0-0	.000	3-4	.750	4	6	10	3.3	7	0	1	4	1	2	9	3.0	
23	FORD, Derrian	1-0	03:58	4.0	1-1	1.000	0-0	.000	0-0	.000	0	0	0	0.0	1	0	0	0	0	0	2	2.0	
5	PINION, Joseph	2-0	04:06	2.0	0-1	.000	0-0	.000	2-2	1.000	0	2	2	1.0	2	0	0	0	0	0	2	1.0	
45	BLAKE, Lawson	1-0	00:54	0.9	0-0	.000	0-0	.000	0-0	.000	0	0	0	0.0	0	0	0	0	0	0	0	0.0	
12	DUNNING JR., Barry	2-0	10:35	5.3	0-0	.000	0-0	.000	0-0	.000	0	0	0	0.0	1	0	0	1	0	1	0	0.0	
21	ARBOGAST, Cade	1-0	00:54	0.9	0-0	.000	0-0	.000	0-0	.000	0	0	0	0.0	0	0	0	0	0	0	0	0.0	
Team											3	9	12				3						
Total		3	625		86-181	.475	19-59	.322	54-74	.730	26	73	99	33.0	64	1	43	41	11	27	245	81.7	
Opponents		3	625		74-159	.465	13-44	.295	57-77	.740	19	74	93	31.0	55	2	29	54	6	18	218	72.7	

Score by Periods

Team	1st	2nd	OT	TOT
Arkansas	96	138	11	245
Opponents	103	108	7	218

2022-23 ARKANSAS RAZORBACKS GAME HIGHS AND LEADERS

Opponent	DATE	SCORE	RESULT	POINTS	REBOUNDS	ASSISTS	STEALS	BLOCKED SHOTS
NORTH DAKOTA ST.	11/07/22	76-58	W	22-Ricky Council IV	12-Trevon Brazile	3-Jordan Walsh Anthony Black	3-Makhi Mitchell Anthony Black	1-Ricky Council IV Davonte Davis Trevon Brazile Anthony Black
FORDHAM	11/11/22	74-48	W	15-Ricky Council IV	8-Trevon Brazile	7-Ricky Council IV	3-Makhi Mitchell Davonte Davis	2-Makhi Mitchell
SOUTH DAKOTA ST.	11/16/22	71-56	W	19-Ricky Council IV	10-Trevon Brazile	5-Anthony Black	4-Anthony Black	2-Trevon Brazile
vs Louisville	11/21/22	80-54	W	26-Anthony Black	6-Makhi Mitchell Makhel Mitchell	6-Anthony Black	4-Ricky Council IV	2-Makhel Mitchell
vs Creighton	11/22/22	87-90	L	26-Anthony Black	6-Trevon Brazile Anthony Black	6-Anthony Black	2-Anthony Black Ricky Council IV	3-Trevon Brazile
vs San Diego St.	11/23/22	78-74	WOT	20-Trevon Brazile	9-Trevon Brazile	4-Ricky Council IV	2-Trevon Brazile Kamani Johnson Ricky Council IV	2-Makhel Mitchell
TROY	11/28/22	74-61	W	27-Ricky Council IV	9-Makhi Mitchell	3-Anthony Black	2-Anthony Black Jordan Walsh Trevon Brazile	3-Makhi Mitchell
SAN JOSE ST.	12/03/22	99-58	W	23-Trevon Brazile	6-Jalen Graham	6-Anthony Black	3-Ricky Council IV	2-Trevon Brazile
UNC GREENSBORO	12/06/22	65-58	W	22-Nick Smith Jr.	14-Makhi Mitchell	3-Nick Smith Jr.	3-Davonte Davis	4-Makhi Mitchell
vs Oklahoma	12/10/22	88-78	W	26-Ricky Council IV	6-Makhi Mitchell	5-Ricky Council IV Anthony Black	2-Anthony Black Jordan Walsh	2-Makhi Mitchell
vs Bradley	12/17/22	76-57	W	18-Jordan Walsh	7-Davonte Davis	4-Anthony Black	5-Davonte Davis	2-Anthony Black
UNC ASHEVILLE	12/21/22	85-51	W	16-Jalen Graham	7-Kamani Johnson	3-Anthony Black Makhi Mitchell Joseph Pinion Davonte Davis	3-Makhi Mitchell Kamani Johnson	3-Makhel Mitchell

LED TEAM IN POINTS (including ties)	
Council	5
Black	3
Smith	1
Walsh	1
Brazile	1
Graham	1

LED TEAM IN REBS (including ties)	
Brazile	5
Khi Mitchell	4
Black	1
Johnson	1
Khel Mitchell	1
Graham	1
Davis	1

LED TEAM IN ASSISTS (including ties)	
Black	9
Council	3
Smith	1
Walsh	1
Khi Mitchell	1
Pinion	1
Davis	1

LED TEAM IN STEALS (including ties)	
Black	6
Council	4
Davis	3
Khi Mitchell	3
Walsh	2
Johnson	2
Brazile	1

LED TEAM IN BLKS (including ties)	
Brazile	4
Khi Mitchell	4
Khel Mitchell	3
Black	2
Council	1
Davis	1

2022-23 RAZORBACK GAME-BY-GAME STATISTICS

Opponent	Date	Score	W/L	• TOTAL •			• 3-PTRS •			• REBOUNDS •													
				FG	FGA	Pct	3FG	FGA	Pct	FT	FTA	Pct	Off	Def	Tot	Avg	PF	A	TO	Blk	Stl	Pts	Avg
NORTH DAKOTA ST.	11/07/22	76-58	W	28	57	.491	4	10	.400	16	23	.696	6	34	40	40.0	19	10	11	4	11	76	76.0
FORDHAM	11/11/22	74-48	W	30	65	.462	2	16	.125	12	18	.667	16	22	38	39.0	19	17	13	4	13	74	75.0
SOUTH DAKOTA ST.	11/16/22	71-56	W	28	61	.459	7	22	.318	8	15	.533	9	33	42	40.0	19	17	20	4	14	71	73.7
vs Louisville	11/21/22	80-54	W	29	51	.569	8	22	.364	14	19	.737	6	22	28	37.0	23	20	16	3	10	80	75.2
vs Creighton	11/22/22	87-90	L	33	70	.471	8	20	.400	13	17	.765	10	21	31	35.8	21	15	9	5	8	87	77.6
vs San Diego St.	11/23/22	78-74	Wot	24	60	.400	3	17	.176	27	38	.711	10	30	40	36.5	20	8	16	3	9	78	77.7
TROY	11/28/22	74-61	W	27	51	.529	3	11	.273	17	23	.739	10	23	33	36.0	12	4	15	5	8	74	77.1
SAN JOSE ST.	12/03/22	99-58	W	37	59	.627	8	13	.615	17	21	.810	7	26	33	35.6	12	22	11	5	8	99	79.9
UNC GREENSBORO	12/06/22	65-58	W	18	54	.333	3	18	.167	26	33	.788	8	39	47	36.9	14	9	12	9	6	65	78.2
vs Oklahoma	12/10/22	88-78	W	35	59	.593	4	12	.333	14	19	.737	8	17	25	35.7	12	19	9	5	10	88	79.2
vs Bradley	12/17/22	76-57	W	25	51	.490	4	11	.364	22	31	.710	7	19	26	34.8	19	13	11	5	16	76	78.9
UNC ASHEVILLE	12/21/22	85-51	W	32	60	.533	5	13	.385	16	22	.727	11	25	36	34.9	19	20	10	6	15	85	79.4
Arkansas		953		346	698	.496	59	185	.319	202	279	.724	108	311	419	34.9	209	174	153	58	128	953	79.4
Opponents		743		266	647	.411	62	215	.288	149	215	.693	94	276	370	30.8	222	115	225	26	71	743	61.9

Games played: 12

Points/game: 79.4

FG Pct: 49.6

3FG Pct: 31.9

FT Pct: 72.4

Rebounds/game: 34.9

Assists/game: 14.5

Assist/turnover ratio: 1.1

Steals/game: 10.7

Blocks/game: 4.8

2022-23 OPPONENT GAME-BY-GAME STATISTICS

Opponent	Date	Score	W/L	• TOTAL •			• 3-PTRS •						• REBOUNDS •										
				FG	FGA	Pct	3FG	FGA	Pct	FT	FTA	Pct	Off	Def	Tot	Avg	PF	A	TO	Blk	Stl	Pts	Avg
NORTH DAKOTA ST.	11/07/22	76-58	W	19	56	.339	5	21	.238	15	23	.652	7	28	35	35.0	16	7	14	2	5	58	58.0
FORDHAM	11/11/22	74-48	W	17	45	.378	4	17	.235	10	17	.588	9	20	29	32.0	17	7	30	0	4	48	53.0
SOUTH DAKOTA ST.	11/16/22	71-56	W	18	56	.321	3	16	.188	17	20	.850	6	26	32	32.0	14	9	20	2	8	56	54.0
vs Louisville	11/21/22	80-54	W	16	44	.364	4	12	.333	18	25	.720	7	17	24	30.0	16	4	22	1	4	54	54.0
vs Creighton	11/22/22	87-90	L	31	53	.585	7	14	.500	21	29	.724	5	30	35	31.0	16	17	17	3	5	90	61.2
vs San Diego St.	11/23/22	78-74	Wot	27	62	.435	2	18	.111	18	23	.783	7	27	34	31.5	23	8	15	2	9	74	63.3
TROY	11/28/22	74-61	W	24	56	.429	9	28	.321	4	8	.500	10	16	26	30.7	19	10	18	3	6	61	63.0
SAN JOSE ST.	12/03/22	99-58	W	23	57	.404	6	19	.316	6	11	.545	11	18	29	30.5	19	8	18	3	6	58	62.4
UNC GREENSBORO	12/06/22	65-58	W	21	67	.313	9	28	.321	7	11	.636	8	31	39	31.4	26	13	9	3	8	58	61.9
vs Oklahoma	12/10/22	88-78	W	32	56	.571	7	15	.467	7	9	.778	7	20	27	31.0	17	15	15	1	5	78	63.5
vs Bradley	12/17/22	76-57	W	18	45	.400	4	15	.267	17	21	.810	8	24	32	31.1	22	8	27	2	8	57	62.9
UNC ASHEVILLE	12/21/22	85-51	W	20	50	.400	2	12	.167	9	18	.500	9	19	28	30.8	17	9	20	4	3	51	61.9
Opponents		743		266	647	.411	62	215	.288	149	215	.693	94	276	370	30.8	222	115	225	26	71	743	61.9
Arkansas		953		346	698	.496	59	185	.319	202	279	.724	108	311	419	34.9	209	174	153	58	128	953	79.4

Games played: 12

Points/game: 61.9

FG Pct: 41.1

3FG Pct: 28.8

FT Pct: 69.3

Rebounds/game: 30.8

Assists/game: 9.6

Turnovers/game: 18.8

Assist/turnover ratio: 0.5

Steals/game: 5.9

Blocks/game: 2.2

ARKANSAS RAZORBACKS

2022-23 GAME-BY-GAME POINTS-ASSISTS-REBOUNDS

				0	1	2	3	4	5	11	12	13	15	20	21	22	23	45
Opponent	Date	Score	WL	Black	Council	Brazile	Smith	Davis	Pinion	Graham	Dunning	Walsh	Mitchell	Johnson	Arbogast	Mitchell	Ford	Blake
N. DAK ST	11/07/22	74-61	W	3-7-3	22-3-2	21-12-1	DNP-inj	18-6-0	0-0-0	DNP	0-0-0	4-2-3	8-4-1	0-0-0	DNP	DNP	0-1-0	DNP
FORD	11/11/22	74-48	W	10-6-0	15-4-7	8-8-1	DNP-Inj	7-3-5	2-0-0	10-4-1	0-0-0	12-4-1	8-4-2	0-1-0	0-0-0	0-0-0	2-0-0	0-1-0
S. DAK ST	11/16/22	71-56	W	5-5-5	19-2-2	13-10-2	DNP-Inj	13-2-3	2-0-0	2-6-0	0-0-0	10-1-1	5-4-3	2-4-0	0-0-0	0-3-1	0-3-0	0-1-0
vs LOU	11/21/22	80-54	W	26-3-6	15-3-3	1-2-0	DNP-Inj	2-0-5	2-2-0	8-1-0	0-0-0	7-2-2	5-6-1	DNP	0-0-0	12-6-3	2-0-0	0-0-0
vs CU	11/22/22	87-90	L	26-6-6	24-3-3	17-6-2	DNP-Inj	9-3-2	0-0-0	DNP	DNP	5-3-2	2-1-0	DNP	DNP	4-3-0	DNP	DNP
vs S DIEGO ST	11/23/22	78-74	WOT	15-5-1	19-3-4	20-9-0	DNP-Inj	2-2-1	DNP	0-0-0	0-0-0	7-5-2	2-3-0	7-7-0	DNP	6-3-0	DNP	DNP
TROY	11/28/22	74-61	W	14-8-3	27-3-0	3-0-1	0-1-0	DNP	0-1-0	DNP	0-0-0	6-4-0	14-9-0	8-3-0	DNP	2-2-0	DNP	DNP
SJSU	12/03/22	99-58	W	8-4-6	17-3-1	23-5-2	16-1-5	0-1-3	5-2-0	11-6-1	0-1-1	6-3-0	8-4-0	0-0-0	3-0-0	0-1-0	2-0-3	0-0-0
UNCG	12/06/22	65-58	W	11-5-2	8-3-2	0-2-0	22-4-3	10-10-0	DNP	0-1-0	DNP	0-0-1	13-14-1	1-5-0	DNP	DNP	0-0-0	DNP
vs OU	12/10/22	88-78	W	8-4-5	26-2-5	DNP-Inj	21-2-1	5-2-2	DNP	1-1-0	DNP	12-3-1	10-6-4	5-5-1	DNP	DNP	DNP	DNP
vs BRAD	12/17/22	76-57	W	15-3-4	16-2-2	DNP-Inj	5-1-0	7-7-3	0-1-0	6-2-1	1-1-0	18-3-1	6-3-2	2-2-0	0-0-0	0-0-0	0-0-0	0-0-0
AVL	12/21/22	85-51	W	10-3-3	12-2-2	DNP-Inj	DNP-Inj	9-2-3	10-1-3	16-3-1	0-0-0	4-4-1	9-1-3	7-7-2	0-1-0	6-3-0	2-3-2	0-2-0

ARKANSAS RAZORBACKS

2022-23 STARTING LINEUPS

Date	Opponent						1st SUB(S)	Outcome										
Nov. 7	N. DAK ST	Black	Davis	Council	Johnson	Khi Mitchell	Brazile	W, 76-58										
Nov. 11	FORDHAM	Black	Davis	Council	Walsh	Khi Mitchell	Brazile	W, 74-48										
Nov. 16	S. DAK ST	Black	Davis	Council	Walsh	Khi Mitchell	Brazile	W, 71-56										
Nov. 21	vs LOU	Black	Davis	Council	Walsh	Khi Mitchell	Brazile	W, 80-54										
Nov. 22	vs CU	Black	Davis	Council	Walsh	Khi Mitchell	Brazile	L, 90-87										
Nov. 23	vs S DIEGO ST	Black	Davis	Council	Walsh	Khi Mitchell	Brazile	W (ot), 78-74										
Nov. 28	TROY	Black	Dunning	Council	Walsh	Khi Mitchell	Brazile	W, 74-61										
Dec. 3	SJSU	Black	Smith	Council	Walsh	Khi Mitchell	Brazile	W, 99-58										
Dec. 6	UNCG	Black	Smith	Council	Walsh	Khi Mitchell	Brazile	W, 65-58										
Dec. 10	vs OU	Black	Smith	Council	Walsh	Khi Mitchell	Davis/Graham	W, 88-78										
Dec. 17	vs BRAD	Black	Smith	Council	Walsh	Khi Mitchell	Johnson/Davis	W, 76-57										
Dec. 21	vs UNCA	Black	Davis	Council	Walsh	Khi Mitchell	Johnson	W, 85-51										
										RECORD BY LINEUP:								
										Black	Davis	Council	Johnson	Khi Mitchell	1-0	RECORD BY STARTER		
										Black	Davis	Council	Walsh	Khi Mitchell	5-1	Black	12	11-1
										Black	Davis	Council	Walsh	Khi Mitchell	1-0	Council	12	11-1
										Black	Dunning	Council	Walsh	Khi Mitchell	4-0	Khi Mitchell	12	11-1
										Black	Smith	Council	Walsh	Khi Mitchell		Walsh	11	10-1
																Davis	7	6-1
																Smith	4	4-0
																Johnson	1	1-0
																Dunning	1	1-0
										RECORD BY 1ST SUB								
										(including ties)								
										Brazile						9	8-1	
										Davis						2	2-0	
										Johnson						2	2-0	
										Graham						1	1-0	

ARKANSAS RAZORBACKS

2022-23 SPECIALTY STATS (ARKANSAS/OPPONENT)

Opponent	Pts Off TO	Pts In Paint	2nd Chance	Fast Break	Bench	Ties	Lead Chng	Ark Largest Lead	Best Ark Run	Opp Largest Lead	Best Opp Run	Ark Led	Opp Led	Gm Tied
NORTH DAKOTA ST	20 / 11	44 / 24	8 / 9	9 / 10	25 / 12	3	0	21 11:35 2nd	11-0	-- -- --	10-0	38:10	--	1:50
FORDHAM	30 / 15	54 / 20	13 / 2	11 / 2	22 / 17	1	1	26 4:11 2nd	12-0	5 19:03 1st	7-0	33:43	4:55	1:22
SOUTH DAKOTA ST	23 / 11	32 / 30	4 / 7	12 / 12	19 / 31	1	2	27 8:39 2nd	11-0	1 16:08 1st	7-0	27:54	0:17	1:49
vs Louisville	29 / 19	38 / 16	3 / 2	15 / 9	25 / 29	0	0	27 4:29 2nd	17-0	-- -- --	7-0	39:47	--	0:13
vs Creighton	21 / 3	42 / 42	15 / 5	16 / 13	21 / 3	10	10	2 14:25 2nd	6-0	12 1:43 1st	7-0	2:08	33:45	4:07
vs San Diego St	16 / 16	32 / 34	11 / 4	10 / 9	33 / 17	5	10	4 0:03 OT	8-0	13 5:56 1st	11-0	8:52	33:47	2:15
TROY	19 / 15	46 / 26	12 / 10	14 / 10	13 / 21	6	11	14 1:03 2nd	17-0	7 6:06 1st	8-0	15:32	20:22	4:06
SAN JOSE ST	32 / 12	52 / 30	6 / 10	23 / 2	44 / 4	4	12	41 0:20 2nd	11-0	4 4:24 1st	7-0	32:34	3:01	4:25
UNC GREENSBORO	6 / 9	28 / 24	4 / 3	8 / 6	11 / 18	4	11	7 1:29 2nd	8-0	12 4:54 1st	11-0	7:47	29:06	3:07
vs Oklahoma	17 / 10	58 / 44	11 / 8	14 / 12	11 / 16	1	8	16 9:19 2nd	8-0	9 11:47 1st	7-0	23:41	16:06	9:19
vs Bradley	37 / 9	40 / 16	9 / 8	17 / 7	16 / 8	1	3	24 11:18 2nd	11-0	2 19:30 1st	6-0	36:11	2:43	1:06
vs UNC ASHEVILLE	32 / 5	50 / 26	8 / 9	19 / 5	41 / 11	1	1	35 2:42 2nd	8-0 (2x)	2 19:33 1st	4-0	38:41	1:07	0:39

□ INDICATES LARGEST LEADS / DEFICITS

BLACK INDICATES LARGEST UA LEAD IN A LOSS

RED INDICATES UA LARGEST DEFICITS IN A WIN

CHARGES DRAWN

(Deflections • Blocks • Steals)

Player	18-19	19-20	20-21	21-22	22-23	Career
Black					3	
Brazile					0	
Council					1	
Davis			2	0	2	4
Dunning					0	
Ford					0	
Graham					3	
Johnson			RS	4	1	5
Khel Mitchell					0	
Khi Mitchell					0	
Pinion					0	
Smith					0	
Walsh					1	1

MOST IN A GAME 2022-232:

DUNKS

(Deflections • Blocks • Steals)

Player	18-19	19-20	20-21	21-22	22-23	Career
Black					8	8
Brazile					12	
Council					15	
Davis			5	6	2	13
Dunning					0	0
Ford					0	0
Graham					4	
Johnson			RS	2	0	2
Khel Mitchell					7	
Khi Mitchell					5	
Pinion					2	2
Smith					1	1
Walsh					3	3

MOST IN A GAME 2022-23:

- 4 **Khel Mitchell** (LOU) 11 vs Louisville
 3 **Brazile** (SDSU); **Graham** (SAN JOSE) 8 vs UNCA
Council (OKLA); **Council** (UNCA) 7 vs Oklahoma
 6 vs Creighton

ALLEY-OOPS

NDSU	Brazile from Black
Fordham	Brazile from Council
Louisville	Council from Davis
	Khel Mitchell from Black
Creighton	Brazile from Black
	Brazile from Walsh
San Diego St	Khel Mitchell from Walsh
	Brazile from Council
Troy	Brazile from Black
San Jose	Khi Mitchell from Black
	Black from Smith
	Graham from Davis
UNCG	Khi Mitchell from Smith
Oklahoma	Council from Smith
	Black from Council
	Council from Davis
Bradley	Walsh from Black
UNCA	Council from Black
	Graham from Pinion

BASKETS	19	ASSISTS	19
Brazile	6	Black	7
Council	4	Council	3
Khel Mitchell	2	Davis	3
Khi Mitchell	2	Smith	3
Black	2	Walsh	2
Graham	2	Pinion	1
Walsh	1		

LAST TIME AN ARKANSAS PLAYER...

• SCORING •

Scored 30 Points: 31 Stanley Umude at Georgia (02/02/22)
Scored 40 Points: 40 Mason Jones vs Auburn (02/04/20)
Scored 50 Points: 51 Rotnei Clarke vs. Alcorn State (11/13/09)
RECORD: 51 Rotnei Clarke vs. Alcorn State (11/13/09)

• FIELD GOALS MADE •

Made 15 Field Goals: 15 (15-21) Rotnei Clarke vs. Alcorn State (11/13/09)
Made 20 Field Goals: 20 (2-30) Dean Tolson vs. Texas A&M (03/02/74)
RECORD: 20 (20-30) Dean Tolson vs. Texas A&M (03/02/74)

• FIELD GOALS ATTEMPTED •

Attempted 20 Field Goals: 20 (7-20) JD Notae Auburn (02/08/22)
Attempted 25 Field Goals: 26 (11-26) JD Notae vs Mercer (11/09/21)
RECORD: 30 (20-30) Dean Tolson vs. Texas A&M (03/02/74)

• FIELD GOAL PERCENTAGE •

Shot 100% FG (Min. 7 att): Daniel Gafford (7-7) at Texas Tech (01/26/19)
RECORD (min 8 att): 100% 8x - Best: Daryll Saulsberry (10-10) 1975

• 3-POINTERS MADE •

Made 7 3-pointers: 8 (8-11) Mason Jones at Texas A&M (03/07/20)
Made 10 3-pointers: 10 (10-13) by Isaiah Joe vs. FIU (12/01/18)
Made 11-Plus 3-pointers: 13 (13-17) by Rotnei Clarke vs. Alcorn State (11/13/09)
RECORD: 13 (13-17) by Rotnei Clarke vs. Alcorn State (11/13/09) (SEC record)

• 3-POINTERS ATTEMPTED •

Attempted 15 3-Pointers: 15 (6-15) Isaiah Joe at Texas A&M (03/07/20)
Attempted 20 3-Pointers: 24 (10-24) Pat Bradley vs. North Texas (12/30/98)
RECORD: 24 (10-24) Pat Bradley vs. North Texas (12/30/98) (SEC record)

• FREE THROWS MADE •

Made 10 Free Throws: 10 JD Notae (10-13) vs LSU (03/11/22)
Made 15 Free Throws: 16 (16-19) Moses Moody vs Alabama (02/24/21)
Made 20 Plus Free Throws: 22 (22-24) Martin Terry vs. Texas A&M (01/22/72)
RECORD: 22 (22-24) by Martin Terry vs. Texas A&M (01/22/72)

• FREE THROWS ATTEMPTED •

Attempted 15 Free Throws: 19 (16-19) Mason Jones vs Tennessee (02/26/20)
Attempted 20 Free Throws: 21 (18-21) Moses Moody vs Alabama (02/24/21)
Attempted 24 Plus Free Throws: 24 (22-24) Martin Terry vs. Texas A&M (01/22/72)
RECORD: 24 (22-24) Martin Terry vs. Texas A&M (01/22/72)

• FREE THROW PERCENTAGE •

Shot 100% FT (min 10 att): Chris Lykes (12-12) vs Elon (12/21/21)
RECORD (min. 11 att): 9x - Best: Tommy Boyer (18-18) in 1963

• REBOUNDS •

Grabbed 15-19 Rebounds: 15 Jaylin Williams vs New Mexico State (03/19/22)
Grabbed 20-Plus Rebounds: 23 Nick Davis vs. Jackson State (11/21/97)
RECORD: 23 by Nick Davis vs. Jackson State (11/21/97)
• Grabbed 10 Offensive Rebounds: 111 Justin Smith vs Oral Roberts (03/27/21)
• **Grabbed 10 Defensive Rebounds: 14 Khi Mitchell & Devo Davis vs UNCG (12/06/22)**

• ASSISTS •

Had 10 Assists: 10 by Jalen Tate vs Georgia (01/09/21)
Had 15 Assists: 15 by Dontell Jefferson vs. Portland State (11/18/05)
RECORD: 15 by Dontell Jefferson vs. Portland State (11/18/05)

• STEALS •

Had 5 Steals: 5 Davonte Davis vs Bradley (12/17/22)
Had 6-7 Steals: 6 Jaylin Williams vs Texas A&M (01/22/22)
Had 8-9 Steals: 8 JD Notae vs New Mexico State (03/19/22)
RECORD: 9 by Robert Shepard at Arizona (12/06/92)

• BLOCKED SHOTS •

Had 5 Blocks: 5 Connor Vanover at Oklahoma State (01/30/21)
Had 6-9 Blocks: 6 Connor Vanover vs North Texas (11/28/20)
Had 10 Blocks: 10 Steven Hill vs. Texas State (12/06/05)
RECORD: 10 Steven Hill vs. Texas St. (12/06/05) & Oliver Miller vs. Texas (02/04/90)

• TURNOVERS •

Committed 5-9 Turnovers: 6 JD Notae vs New Mexico State (03/19/22)
Committed 10 Plus Turnovers: 10 Courtney Fortson at South Carolina (02/21/09)

• MINUTES PLAYED •

39 Minutes (Regulation): 39:04 Davonte Davis vs North Dakota State (11/07/22)
40 Minutes (Regulation): 40:00 Ricky Council vs Oklahoma (12/10/22)
40 Minutes (OT): 2 vs San Diego St (11/23/22) - Council (41:03) - Brazile (40:05)
45 Plus Minutes: 47 by BJ Young vs. Auburn (01/16/13)

• MISCELLANEOUS •

2 Players Scored 20+ Pts In Same Game: Ricky Council IV (26) & Nick Smith Jr. (24) vs Oklahoma (12/10/22)
3 Players Scored 20+ Pts In Same Game: at South Carolina (03/02/20)
Moses Moody (28), Justin Smith (22) and JD Notae (21)
2 Players Scored 20+ Pts In Back-To-Back Gms: Mason Jones (37/26) & Isaiah Joe (22/26) vs Tennessee (02/26/20) and at Georgia (02/29/20)
2 Players Scored 20+ Pts In 3 Straight: Mason Jones (41/20/21) & Isaiah Joe (20/21/24) vs Tulsa (12/14/19), Valpo (12/21/19) and Indiana (12/29/19)
8 Players Scored in Double Digits: Mississippi Valley State (11/25/20)
Connor Vanover (25), Desi Sills (19), Moses Moody (16), Vance Jackson (15)
Khalen Robinson (15), Justin Smith (13), JD Notae (13), Jalen Tate (12)
Scored 20 or More Points in Five-Plus Consecutive Games: (5) by Mason Jones 37, 26, 36, 30, 22 (02/26/20 to 03/11/20)
Scored 20 or More Points in 10-Plus Consecutive Games: (11) by Todd Day 20, 23, 26, 26, 22, 31, 23, 21, 27, 21, 20 (12/01/90 to 01/12/91)
Scored 30 or More Points in 3 Straight Games: Mason Jones (only Razorback) 34 vs. S. Carolina (01/29/20), 30 at Alabama (02/01/20), 40 vs Auburn (02/04/20)
Most Points in Back-To-Back Games: 82 by Martin Terry 35 at TCU (02/20/73) and 47 vs. SMU (02/24/73)
Consecutive Free Throws Made: 48 by Ricky Medlock (20 gms; 12/21/74 to 03/04/75)
Double-Double: Pts/Rebs: Khi Mitchell (13 & 14) and Devo Davis (10 & 10) vs UNCG (12/06/22)
Double-Double: Pts/Assists: Jalen Tate (15 & 10) vs Georgia (01/09/21)
Two Players with Double-Double in Same Game: vs UNC Greensboro (12/06/22) Khi Mitchell (13 pts & 14 rebs) and Devo Davis (10 pts & 10 rebs)
5 Straight Double-Doubles: (7) Jaylin Williams 13 & 11 vs AUB; 22 & 10 at BAMA; 13 & 11 at MIZ; 13 & 16 vs TENN; 15 & 10 at FLA; 16 & 12 vs UK; 19 & 10 vs LSU
3+ Straight Double-Doubles in SEC: (5) Jaylin Williams (AUB/@Bama/@MIZ/TEN/@FLA/UK/LSU)
Most Consecutive Double-Doubles: 9 by Dean Tolson (1973-74) and 6 by Derek Hood (1998-99)
Three Players with Double-Double in Same Game: vs Alabama (01/16/10) - Marshawn Powell 18 pts, 10 rebs, Mike Washington (17 pts, 13 rebs) and Courtney Fortson (12 pts, 10 assists)
Had 5-Plus Assists in 5-Plus Consecutive Games: (6) by Jalen Harris 11, 6, 10, 12, 7, 10 (11/21/81 thru 12/15/18)
Had 10 or More Assists in Back-to-Back Games: Jalen Harris 10 vs. FIU (12/01/18) and 12 at Colorado State (12/05/18)
Three-Plus Players with 5-Plus Assists in a Game: vs. Montana State (11/21/18) Jalen Harris (11), Isaiah Joe (5) and Desi Sills (5)
Had 5 or More Steals in Back-to-Back Games: Ronnie Brewer 5 vs. Western Illinois (01/01/06) and 5 vs. Mississippi State (01/07/06)

LAST TIME AN OPPONENT PLAYER...

• SCORING •

Scored 30 Points: 31 Oscar Tshiebwe vs Kentucky (02/26/22)
Scored 40 Points: 45 Jodie Meeks vs. Kentucky (02/14/09)
Scored 50 Points: 56 Oscar Robertson vs. Cincinnati (03/15/58) **(most on record)**

• FIELD GOALS MADE •

Made 15 Field Goals: 17 (17-24) Jodie Meeks vs. Kentucky (02/14/09)
Made 20 Field Goals: 21 Oscar Robertson vs. Cincinnati (03/15/58) **(most on record)**

• FIELD GOALS ATTEMPTED •

Attempted 20 Field Goals: 20 (9-20) Matt Bradley (11/23/22)
Attempted 25 Field Goals: 28 (11-28) Devan Downey vs. South Carolina (02/17/10)

• FIELD GOAL PERCENTAGE •

Shot 100% FG (Min. 7 att): Adam Wing (8-8) vs. Evansville (12/08/15)

• 3-POINTERS MADE •

Made 7 3-pointers: 7 (7-15) Tyler Hall vs. Montana State (11/21/18)
Made 10 3-pointers: 10 (10-19) Lance Weems at Auburn (01/06/96)

• 3-POINTERS ATTEMPTED •

Attempted 15 3-pointers: 15 (7-15) Tyler Hall vs. Montana State (11/21/18)
Attempted 20 3-pointers: 22 (5-22) Jeff Fryer vs. Loyola Marymount (03/16/89)

• FREE THROWS MADE •

Made 10 Free Throws: 10 (10-12) Ryan Nembhard vs Creighton (11/22/22)
Made 15 Free Throws: 15 (15-17) Keyontae Johnson at Florida (02/18/20)

• FREE THROWS ATTEMPTED •

Attempted 15 Free Throws: 15 (12-15) Xavier Pinson (01/02/21)
Attempted 20 Free Throws: 24 (18-24) Frank Williams vs. Illinois (12/08/01)

• FREE THROW PERCENTAGE •

Shot 100% FT (min 10 att): 14-14 Grant Williams at Tennessee (01/15/19)

• REBOUNDS •

Grabbed 15-19 Rebounds: 18 Oscar Tshiebwe vs Kentucky (02/26/22)
Grabbed 20 Rebounds: 20 Antonio McDyess vs. Alabama (03/11/95)
• Grabbed 10 Offensive Rebounds: 11 Tyler Davis at Texas A&M (01/30/18)
• Grabbed 10 Defensive Rebounds: 10 Oscar Tshiebwe vs Kentucky (02/26/22)

• ASSISTS •

Had 10 Assists: 11 Tremont Waters vs. LSU (01/12/19)
Had 13 Assists: 13 Chuck Evans at Mississippi State (01/27/93) **(on record)**

• STEALS •

Had 5 Steals: 6 Alpha Diallo at Providence (03/19/19)
Had 8 Steals: 8 Terry Conerway vs. Texas State (12/21/02)

• BLOCKED SHOTS •

Had 6-9 Blocks: 7 Walker Kessler vs Auburn (02/08/22)
Had 10 Plus Blocks: 10 P.J. Roberson vs. Grambling State (11/26/11)

• TURNOVERS •

Committed 7-9 Turnovers: 7 Wendell Green Jr vs Auburn (02/08/22)
Committed 10 Plus Turnovers: 12 Devin Gibson vs. UTA (12/12/07)

LAST TIME ARKANSAS HIGHS...

• SCORING •

Scored 100-119 Points: 101 at South Carolina (103/02/21)
Scored 120-Plus Points: 142 vs. Mississippi Valley State (11/25/20)
Scored 50 Points in 1st Half: 53 at Georgia (02/02/22)
Scored 50 Points in 2nd Half: 59 vs San Jose State (12/03/22)
Scored 60 or More Points in a Half: 61 (1st) vs. Miss Valley State (11/25/20)
Scored 70 or More Points in a Half: 71 (1st) vs. Alcorn (11/13/09)
Scored 80 or More Points in a Half: 81 (2nd) vs. Miss Valley State (11/25/20)
Most Points in a Half: 88 (2nd) vs. U.S. International (12/09/89)

• FIELD GOALS MADE •

Made 40 Field Goals: 40 (40-71) at Georgia (02/02/22)
Made 50 Field Goals: 57 (57-99) vs. Troy (12/10/96)
RECORD: 68 (68-101) vs. U.S. International (12/09/89)

• FIELD GOALS ATTEMPTED •

Attempted 80 Field Goals: 86 (48-86) vs Miss Valley State (11/25/20)
Attempted 90 Field Goals: 99 (57-99) vs. Troy (12/10/96)
Attempted 100 Field Goals: 101 (68-101) vs. US International (12/09/89)
RECORD: 101 (68-101) vs. U.S. International (12/09/89)

• FIELD GOAL PERCENTAGE •

Shot 60% FG: 62.7 (37-59) vs San Jose State (12/03/22)
Shot 70% or Better FG: 72.7 (32-44) vs. Alabama State (12/21/83)
RECORD: 79.4 (27-34) vs. Texas Tech (1979)

• 3-POINTERS MADE •

Made 15 3-pointers: 15 (15-28) at Georgia (02/02/22)
Made 20 3-pointers: 20 (20-40) vs Miss Valley State (11/25/20)
RECORD: 21 (21-37) vs. Troy (12/10/96)

• 3-POINTERS ATTEMPTED •

Attempted 30 3-pointers: 33 (15-33) at South Carolina (02/03/21)
Attempted 40 3-pointers: 40 (20-40) vs Miss Valley State (11/25/20)
RECORD: 54 (19-54) vs. North Texas (12/30/98)

• 3-POINT PERCENTAGE •

Shot 50% 3PT FG (min. 15 att): 53.6 (15-28) at Georgia (02/02/22)
Shot 60% or Better 3PT FG (min. 15 att): 61.1 (11-18) at Vanderbilt (03/06/19)
RECORD (min. 15 att): 66.7 (16-24) vs. Mississippi State (01/09/16)

• FREE THROWS MADE •

Made 20 Free Throws: 26 (26-33) vs UNC Greensboro (12/06/22)
Made 30 Free Throws: 36 (36-54) vs LSU (03/04/20)
Made 40 Free Throws: 41 (41-49) at Kentucky (01/25/92)
RECORD: 48 (48-53) vs. Ole Miss (01/17/04)

• FREE THROW ATTEMPTS •

Attempted 40 Free Throws: 43 (27-43) vs Alabama (02/24/21)
Attempted 50 Free Throws: 54 (36-54) vs LSU (03/04/20)
Attempted 60 Free Throws: 65 vs. TCU (1955)
RECORD: 65 vs. TCU (1955)

• FREE THROW PERCENTAGE •

Shot 80% FT (min. 10 att): 88.0 (22-25) vs New Mexico State (03/19/22)
Shot 90% or Better FT (min. 10 att): 94.4 (17-18) vs. Oklahoma (12/11/21)
RECORD (min 10 att): 100 3x - Best 16-16 at Kentucky (02/27/14)

• REBOUNDS •

Grabbed 40 Rebounds: 47 vs UNC Greensboro (12/06/22)
Grabbed 50 Rebounds: 54 vs Lipscomb (12/05/20)
Grabbed 55-Plus Rebounds: 58 vs Oral Roberts (12/20/20)
RECORD: 77 vs. Jackson State (01/22/02)

• ASSISTS •

Had 25 Assists: 26 vs Central Arkansas (12/12/20)
Had 30 Assists: 32 vs. Jackson State (11/22/96)
Had 40 Assists: 40 vs. Troy (12/10/96)
RECORD: 47 vs. U.S. International (12/09/89)

• STEALS •

Had 15 Steals: 16 vs Bradley (12/17/22)
Had 20 Steals: 24 vs. Maryland-Eastern Shore (01/02/01)
Had 25 Steals: 26 vs. Louisiana-Monroe (11/25/00)
RECORD: 26 vs. Louisiana-Monroe (11/25/00)

• BLOCKED SHOTS •

Had 10 Blocks: 10 vs Elon (12/21/21)
Had 13 Blocks: 14 vs. Georgia (01/29/19)
Had 15 Blocks: 15 vs. South Alabama (12/30/91)
RECORD: 18 vs. Missouri (12/05/95)

• MOST TURNOVERS •

Had 25 Turnovers: 25 at South Carolina (02/21/09)
Had 30 Turnovers: 32 vs. Providence (11/16/07)
RECORD: 32 vs. Providence (11/16/07)

• FOULS •

Committed 25 Fouls: 28 vs Missouri (01/02/21)
Committed 30 Fouls: 32 at Missouri (02/08/20)
RECORD: 38 vs. Missouri (12/04/61)

LAST TIME ARKANSAS LOWS...

• SCORING •

Held to 40-45 Points: 43 at Florida (01/22/11)
Held to 46-49 Points: 46 at Mississippi State (02/09/16)
Held to 50-55 Points: 53 vs. New Mexico State (03/19/19)
Held to 56-59 Points: 58 vs Tennessee (02/19/22)
Held to 19 Points or Less in a Half: 19 (1st half) at Alabama (01/16/21)

• FIELD GOALS •

Held to Below 20 Field Goals Made: 18 (18-54) vs UNC Greensboro (12/06/22)

• FIELD GOAL PERCENTAGE •

Held to 20-29% FG: 27.5 (14-51) vs New Mexico State (03/19/22)
Held to 30-35% FG: .333 (18-54) vs UNC Greensboro (12/06/22)

• 3-POINTERS •

Did not Make a 3-pointer: 0 (0-1) vs South Carolina (01/18/22)
Held to 1-2 3-PT FG Made: 2 (2-16) vs Fordham (11/11/22)
Attempted Single-Digit 3-pointers: 9 (6-9) vs TCU (01/25/20)

• 3-POINT PERCENTAGE •

Shot 10% or Worse 3PT FG: 0.0 (0-11) vs South Carolina (01/18/22)
Shot 11-19% 3PT FG: 12.5 (2-16) vs Fordham (11/11/22)

• FREE THROWS •

Made Single Digit Free Throws: 4 (4-7) at Georgia (02/02/22)
Attempted Single Digit Free Throws: 7 (4-7) at Georgia (02/02/22)

• FREE THROW PERCENTAGE •

Shot 40-49% FT: 47.1 (8-17) vs Southern (12/09/20)
Shot Below 40% FT: 26.7 (4-15) at Texas A&M (01/09/13)

• REBOUNDING •

Had 19 or Fewer Rebounds: 19 at Missouri (03/05/13)
Had 20-25 Rebounds: 25 vs Oklahoma (12/10/22)

• ASSISTS •

Held to 6 Assists or less: 4 vs Troy (11/28/22)

• STEALS •

Had 0 Steals: vs Texas Tech (03/21/21) **(only time on record)**
Had 1 Steal: 1 vs Florida (03/09/18)
Had 2-3 Steals: 2 vs New Mexico State (3/19/22)

• BLOCKED SHOTS •

Had No Blocked Shots: 0 vs Missouri (1/23/19)

• FEWEST TURNOVERS •

Had 1-4 Turnovers: 4 vs Georgia (01/29/19)
Had 5 Turnovers: 5 vs New Mexico State (3/19/22)

• FOULS •

Had Single Digit Fouls: 6 vs Mercer (11/09/21)

ARKANSAS MISCELLANEOUS...

Played in an OT game:	11/23/22 vs San Diego State	W, 78-74 (OT)
Played in a 2OT game:	01/23/18 at Georgia	W, 80-77 (2 OT)
Played in a 3OT game:	02/09/80 vs Houston	L, 90-84 (3 OT)

LAST TIME AN OPPONENT HIGHS...

• SCORING •
Scored 100 Points: 106 at Tennessee (01/15/19) Scored 110 Points: 117 at Ole Miss (12/10/73) Scored 50 Points in 1st Half: 55 at Tennessee (01/15/19) Scored 50 Points in 2nd Half: 56 vs LSU (03/04/20) Scored 60 or More Points in a Half: 60 (1st half) vs. Alabama (02/28/96)
• FIELD GOALS MADE •
Made 30 Field Goals: 31 (31-61) vs Texas A&M (03/12/22) Made 40 Field Goals: 40 (40-68) by Texas (01/05/10) Made 45 Field Goals: 45 (45-80) vs. Pittsburgh (12/29/86)
• FIELD GOALS ATTEMPTED •
Attempted 70 Field Goals: 72 (27-72) at South Carolina (03/02/20) Attempted 80 Field Goals: 80 (30-80) by Auburn (02/08/22)
• FIELD GOAL PERCENTAGE •
Shot 60% FG: 61.1 (15-23) vs. Auburn (02/17/16) Shot 65% FG: 67.7 (4-65) vs. North Carolina (03/23/08) Shot 69% FG: 69.8 (37-53) at Auburn (01/14/95)
• 3-POINTERS MADE •
Made 15 3-pointers: 15 (15-36) at Alabama (01/16/21) Made 17 3-pointers: 17 (17-37) vs UNI (11/17/21) - TIES RECORD BY OPP (3x)
• 3-POINTERS ATTEMPTED •
Attempted 30 3-pointers: 32 (8-32) vs Auburn (02/08/22) Attempted 35 3-pointers: 37 (17-7) vs UNI (11/17/21)
• 3-POINT PERCENTAGE •
Shot 50% 3PT FG (min 15 att): 53.3 (8-15) vs Texas A&M (03/12/22) Shot 60% or Better 3PT FG (min 15 att): 66.7 (12-18) at Tennessee (03/05/22)
• FREE THROWS •
Made 20 Free Throws: 20 (20-30) at Tennessee (03/05/22) Made 30 Free Throws: 34 (34-44) at Missouri (02/08/19) Made 40 Free Throws: 40 (40-50) vs. UMass (11/25/94)
• FREE THROW ATTEMPTS •
Attempted 35 Free Throws: 39 (26-39) vs Missouri (01/02/21) Attempted 40 Free Throws: 44 (34-44) at Missouri (02/08/18) Attempted 50 Free Throws: 50 (39-50) vs. South Carolina (03/11/04)
• FREE THROW PERCENTAGE •
Shot 80% FT (min. 10 att): .886 (19-22) vs Oklahoma (02/18/20) Shot 90% or Better FT (min. 10 att): .950 (19-20) vs Texas A&M (01/22/22) Shot 100% (min. 10 att): 1.000 (14-14) vs Florida (02/16/21)
• REBOUNDING •
Grabbed 45 Rebounds: 48 at LSU (01/13/21) Grabbed 50 Rebounds: 51 vs Missouri (01/02/21) Grabbed 55-Plus Rebounds: 60 vs Auburn (02/08/22) • Grabbed 20 Offensive Rebounds: 24 vs Auburn (02/08/22)
• ASSISTS •
Had 25 Assists: 25 vs. Louisville (11/17/09) Had 30 Assists: 30 at UAB (01/27/90)
• STEALS •
Had 15 Steals: 15 at LSU (02/24/10) Had 18 Steals: 18 vs. Alcorn State (12/02/95)
• BLOCKED SHOTS •
Had 10 Blocks: 10 at Tennessee (01/22/14) Had 13 Blocks: 13 at Mississippi State (01/14/10)
• MOST TURNOVERS •
Had 20 Turnovers: 22 vs Colgate (03/19/21) Had 25 Turnovers: 27 vs Bradley (12/17/22) Had 30 Turnovers: 30 vs. Fordham (11/11/22) MOST ON RECORD: 42 vs. Grambling (12/31/00) and Bethune-Cookman (12/02/97)
• FOULS •
Committed 30-plus Fouls: 32 vs Alabama (02/24/21) RECORD: 36 vs. Centenary (12/04/82)

LAST TIME AN OPPONENT LOWS

• SCORING •
Held to 30-39 Points: 33 vs. Vanderbilt (01/12/13) Held to 40-45 Points: 43 vs Missouri (01/12/22) Held to 46-49 Points: 48 vs Fordham (11/11/22) Held to 50-55 Points: 50 vs Lipscomb (12/05/20) Held to 56-59 Points: 5x LAST 58 vs UNC Greensboro (12/06/22) Held to 15 Points or Less in 1st Half: 15 vs Missouri (01/12/22) Held to 18 Points or Less in 2nd Half: 18 vs Savannah State (12/12/13)
• FIELD GOAL PERCENTAGE •
Held to 21% or Worse FG: .2097 (13-62) vs. Jackson State (11/22/02) Held to 20-29% FG: .292 (14-48) vs Missouri (01/12/22) Held to 30-35% FG: .313 (21-67) vs UNC Greensboro (12/06/22)
• 3-POINTERS •
Did not Make a 3-pointer: 0 (0-10) by Mississippi State (02/07/15) Held to 1 3-PT FG Made: 1 (1-13) vs Southern (12/09/20) Held to 2-3 3-PT FG Made: 2 (2-18) vs San Diego State (11/23/22)
• 3-POINT PERCENTAGE •
Shot 10% or Worse 3PT FG: 6.3 (1-16) vs Ole Miss (01/27/21) Shot 11-16% 3PT FG: 11.1 (2-18) vs San Deigo State (01/23/22) Shot 17-19% 3PT FG: 18.8 (3-16) vs South Dakota State (11/16/22)
• FREE THROWS •
Made 1-5 Free Throws: 3 (3-8) vs Alabama (02/24/21) Made 6-9 Free Throws: 7 (7-11) vs UNC Greensboro (12/06/22)
• FREE THROW ATTEMPTS •
Attempted Single Digit Free Throws: 8 (3-8) vs Alabama (02/24/21)
• FREE THROW PERCENTAGE •
Shot Below 40% FT: 38.1 (8-21) vs. Texas State (12/22/18) Shot 40-49% FT: 47.1 (8-17) vs Auburn (02/08/22)
• REBOUNDING •
Had 19 or Fewer Rebounds: 19 vs. Missouri-Kansas City (12/02/06) Had 20-25 Rebounds: 21 vs Charlotte (12/07/21)
• ASSISTS •
Held 5 Assists or Fewer: 5 vs Southern (12/09/20)
• STEALS •
Had No Steals: 0 vs Vanderbilt (01/15/20) Had 1 Steal: 1 vs Cincinnati (11/23/21) Had 2-3 Steals: 2 vs Mississippi State (02/05/22)
• BLOCKED SHOTS •
Had No Blocked Shots: 0 vs Fordham (11/11/22)
• FEWEST TURNOVERS •
Had 0-5 Turnovers: 5 at Tennessee (01/06/21) Had 6-9 Turnovers: 6 vs New Mexico State (3/19/22)
• FOULS •
Had Single Digit Fouls: 8 at Michigan (12/08/12) Committed 10-14 Fouls: 14 vs UNI (11/17/21)

GAME 1		58 North Dakota State	26 32	58 76	
		#10/10 ARKANSAS	34 42	76	
Nov. 7, 2022 • Fayetteville, Ark. • Bud Walton Arena					

North Dakota St. 58 • 0-1

#	Player	Total		3-Ptr		Rebounds			PF	TP	A	TO	Blk	Stl	Min
		FG-FGA	FG-FGA	FT-FTA	FT-FTA	Off	Def	Tot							
04	Grant Nelson	f	5-9	1-2	6-8	0	6	6	4	17	0	4	1	0	21
23	Andrew Morgan	f	3-8	0-1	1-4	3	4	7	2	7	0	3	1	2	25
05	Luke Yoder	g	1-3	0-1	0-0	0	4	4	0	2	4	2	0	0	30
12	Lance Waddles	g	1-9	1-7	0-0	0	4	4	1	3	2	0	0	0	22
14	Boden Skunberg	g	5-13	1-4	6-8	0	1	1	4	17	1	4	0	0	35
02	Tajavis Miller		1-6	1-3	0-0	0	3	3	2	3	0	1	0	1	19
11	Jacari White		2-6	0-1	2-3	1	1	2	0	6	0	0	0	2	15
22	Joshua Streit		0-0	0-0	0-0	3	1	4	3	0	0	0	0	0	15
33	Sam Hastreiter		1-2	1-2	0-0	0	1	1	0	3	0	0	0	0	18
	Team					0	3	3							
Totals			19-56	5-21	15-23	7	28	35	16	58	7	14	2	5	200

FG % 1st Half: 8-26 30.8% 2nd half: 11-30 36.7% Game: 19-56 33.9% Deadball Rebounds 4
 3FG % 1st Half: 2-12 16.7% 2nd half: 3-9 33.3% Game: 5-21 23.8%
 FT % 1st Half: 8-12 66.7% 2nd half: 7-11 63.6% Game: 15-23 65.2%

Arkansas 76 • 1-0

#	Player	Total		3-Ptr		Rebounds			PF	TP	A	TO	Blk	Stl	Min
		FG-FGA	FG-FGA	FT-FTA	FT-FTA	Off	Def	Tot							
15	Makhi Mitchell	f	4-5	0-0	0-0	1	3	4	4	8	1	0	0	3	20
20	Kamani Johnson	f	0-0	0-0	0-0	0	0	0	2	0	0	1	0	1	10
00	Anthony Black	g	1-7	0-0	1-2	0	7	7	3	3	3	2	1	3	30
01	Ricky Council IV	g	9-14	1-2	3-6	1	2	3	1	22	2	1	1	1	36
04	Davonte Davis	g	6-14	0-2	6-8	0	6	6	1	28	0	5	1	2	39
02	Trevon Brazile		7-14	3-6	4-5	1	11	12	2	21	1	2	1	0	32
05	Joseph Pinion		0-0	0-0	0-0	0	0	0	1	0	0	0	0	0	3
12	Barry Dunning Jr.		0-1	0-0	0-0	0	0	0	0	0	0	0	0	1	9
13	Jordan Walsh		1-1	0-0	2-2	0	2	2	5	4	3	0	0	0	18
23	Derrian Ford		0-1	0-0	0-0	1	0	1	0	0	0	0	0	0	3
	Team					2	3	5							
Totals			28-57	4-10	16-23	6	34	40	19	76	10	11	4	11	200

FG % 1st Half: 12-30 40.0% 2nd half: 16-27 59.3% Game: 28-57 49.1% Deadball Rebounds 2
 3FG % 1st Half: 1-4 25.0% 2nd half: 3-6 50.0% Game: 4-10 40.0%
 FT % 1st Half: 9-14 64.3% 2nd half: 7-9 77.8% Game: 16-23 69.6%

Officials: Hunter Allen, Josue Nieves, Steven Anderson
 Technical fouls: North Dakota St.-None. Arkansas-Kamani Johnson.
 Attendance: 19200

Score by periods	1st	2nd	Total
North Dakota St.	26	32	58
Arkansas	34	42	76

Last FG - NDSU 2nd-00:03, ARK 2nd-00:09.
 Largest lead - NDSU None, ARK by 21 2nd-11:35.
 NDSU led for 00:00. ARK led for 38:10. Game was tied for 01:50.
 Score tied - 3 times.
 Lead changed - 0 times.

GAME 2		48 Fordham	21 27	48 74	
		#10/10 ARKANSAS	32 42	74	
Nov. 11, 2022 • Fayetteville, Ark. • Bud Walton Arena					

Fordham 48 • 1-1

#	Player	Total		3-Ptr		Rebounds			PF	TP	A	TO	Blk	Stl	Min
		FG-FGA	FG-FGA	FT-FTA	FT-FTA	Off	Def	Tot							
02	Khalid Moore	f	3-7	0-2	1-2	0	1	1	2	7	2	1	0	0	27
03	Abdau Tsimbila	f	1-2	0-0	0-0	0	6	6	2	2	0	2	0	3	21
30	Darius Quisenberry	g	2-8	1-4	5-6	0	1	1	1	10	1	3	0	1	30
10	Kyle Rose	g	2-3	2-3	0-2	3	1	4	0	6	0	4	0	0	21
24	Antrell Chariton	g	3-10	0-2	0-0	0	1	1	3	6	2	9	0	0	30
01	Will Richardson		0-2	0-0	0-0	0	2	2	1	0	1	1	0	0	17
11	Romad Dean		2-4	0-1	1-1	1	1	2	0	5	0	2	0	0	21
12	Elijah Gray		4-5	1-2	1-4	0	2	2	4	10	0	1	0	0	11
13	Zach Riley		0-0	0-0	0-0	1	0	1	0	0	1	0	0	0	6
14	Albe Evans		0-0	0-0	0-0	0	0	0	0	0	0	0	0	0	0+
15	Rostyslav Novitskiy		0-0	0-0	2-2	1	3	4	3	2	0	4	0	0	9
23	Patrick Kelly		0-4	0-3	0-0	2	0	2	1	0	0	0	0	0	7
	Team					1	2	3							
Totals			17-45	4-17	10-17	9	20	29	17	48	7	30	0	4	200

FG % 1st Half: 8-21 38.1% 2nd half: 9-24 37.5% Game: 17-45 37.8% Deadball Rebounds 4,2
 3FG % 1st Half: 2-9 22.2% 2nd half: 2-8 25.0% Game: 4-17 23.5%
 FT % 1st Half: 3-6 50.0% 2nd half: 7-11 63.6% Game: 10-17 58.8%

Arkansas 74 • 2-0

#	Player	Total		3-Ptr		Rebounds			PF	TP	A	TO	Blk	Stl	Min
		FG-FGA	FG-FGA	FT-FTA	FT-FTA	Off	Def	Tot							
13	Jordan Walsh	f	5-7	0-2	2-3	1	3	4	3	12	1	1	0	0	21
15	Makhi Mitchell	f	4-7	0-0	0-0	2	2	4	3	8	2	0	2	3	26
00	Anthony Black	g	3-8	1-6	3-4	2	4	6	2	10	0	4	1	2	24
01	Ricky Council IV	g	5-12	1-3	4-4	1	3	4	2	15	7	2	0	2	37
04	Davonte Davis	g	3-12	0-3	1-2	0	3	3	1	7	5	1	0	3	39
02	Trevon Brazile		3-7	0-2	2-3	4	4	8	3	8	1	2	1	1	32
05	Joseph Pinion		1-1	0-0	0-0	0	0	0	1	2	0	0	0	1	4
11	Jalen Graham		5-7	0-0	0-0	3	1	4	3	10	1	1	0	0	11
12	Barry Dunning Jr.		0-0	0-0	0-0	0	0	0	1	0	0	0	0	0	3
20	Kamani Johnson		0-1	0-0	0-2	1	0	1	0	0	0	0	0	0	3
21	Cade Arbogast		0-0	0-0	0-0	0	0	0	0	0	0	0	0	0	0+
22	Makhel Mitchell		0-1	0-0	0-0	0	0	0	0	0	0	1	0	1	4
23	Derrian Ford		1-2	0-0	0-0	0	0	0	0	2	0	0	0	0	5
45	Lawson Blake		0-0	0-0	0-0	0	1	1	0	0	0	0	0	0	1
	Team					2	1	3							
Totals			30-65	2-16	12-18	16	22	38	19	74	17	13	4	13	200

FG % 1st Half: 14-36 38.9% 2nd half: 16-29 55.2% Game: 30-65 46.2% Deadball Rebounds 3
 3FG % 1st Half: 2-12 16.7% 2nd half: 0-4 0.0% Game: 2-16 12.5%
 FT % 1st Half: 2-5 40.0% 2nd half: 10-13 76.9% Game: 12-18 66.7%

Officials: Bharat Ramnanan, Chris Ford, Chuck Jones
 Technical fouls: Fordham-None. Arkansas-Trevon Brazile.
 Attendance: 19200

Score by periods	1st	2nd	Total
Fordham	21	27	48
Arkansas	32	42	74

Last FG - FU 2nd-00:36, ARK 2nd-00:01.
 Largest lead - FU by 5 1st-19:03, ARK by 26 2nd-04:11.
 FU led for 04:55. ARK led for 33:43. Game was tied for 01:22.
 Score tied - 1 time.
 Lead changed - 1 time.

GAME 3		56 South Dakota State	29 27	56 71	
		#9/10 ARKANSAS	41 30	71	
Nov. 16, 2022 • Fayetteville, Ark. • Bud Walton Arena					

South Dakota St. 56 • 2-2

#	Player	Total		3-Ptr		Rebounds			PF	TP	A	TO	Blk	Stl	Min
		FG-FGA	FG-FGA	FT-FTA	FT-FTA	Off	Def	Tot							
32	Matt Dentlinger	f	0-2	0-1	3-4	0	1	1	3	3	2	4	0	1	22
42	William Kyle III	f	3-5	0-0	2-2	1	1	2	4	8	0	3	1	0	16
02	Zeke Mayo	g	4-8	1-3	0-0	0	8	8	0	9	1	2	0	2	30
30	Charlie Easley	g	1-6	0-2	0-0	1	0	1	1	2	1	2	0	0	27
34	Alex Arians	g	1-3	0-1	1-2	0	7	7	1	3	2	2	0	0	20
01	Matt Mims		0-6	0-2	8-8	0	1	1	0	8	1	0	0	1	19
11	Matthew Mors		1-8	0-2	0-0	2	1	3	1	2	0	1	1	0	20
13	Luke Appel		4-7	0-0	1-1	1	2	3	2	9	1	1	0	1	11
15	Tanner Te Slaa		2-6	1-2	2-2	0	2	2	1	7	1	3	0	3	22
22	Aaron Fiegen		0-0	0-0	0-0	0	0	0	0	0	0	0	0	0	2
33	Broden Lien		2-5	1-3	0-1	1	2	3	1	5	0	1	0	0	11
	Team					0	1	1							
Totals			18-56	3-16	17-20	6	26	32	14	56	9	20	2	8	200

FG % 1st Half: 11-28 39.3% 2nd half: 7-28 25.0% Game: 18-56 32.1% Deadball Rebounds 1
 3FG % 1st Half: 2-7 28.6% 2nd half: 1-9 11.1% Game: 3-16 18.8%
 FT % 1st Half: 5-6 83.3% 2nd half: 12-14 85.7% Game: 17-20 85.0%

Arkansas 71 • 3-0

#	Player		Total		3-Ptr		Rebounds			PF	TP	A	TO	Blk	Stl	Min
			FG	FGA	FT	FTA	Off	Def	Tot							
13	Jordan Walsh	f	4-7	2-4	0-1	0	1	1	0	10	1	1	1	3	16	
15	Makhi Mitchell	f	2-5	0-0	1-3	1	3	4	3	5	2	0	1	15		
00	Anthony Black	g	2-3	1-2	0-0	1	4	5	1	5	2	0	4	30		
01	Ricky Council IV	g	8-12	1-4	2-3	0	2	2	2	19	2	3	1	1	30	
04	Davonte Davis	g	5-10	2-5	1-2	0	2	2	1	13	3	1	0	1	33	
02	Trevon Brazile		5-9	1-1	2-2	2	8	10	3	13	2	4	2	1	29	
05	Joseph Pinoin		0-4	0-3	2-2	0	0	0	1	2	0	0	0	0	5	
11	Jalen Graham		1-4	0-1	0-2	1	5	6	1	2	0	2	0	0	8	
12	Barry Dunning Jr.		0-1	0-1	0-0	0	0	0	1	0	0	0	0	0	6	
20	Kamani Johnson		1-3	0-0	0-0	3	1	4	3	2	0	3	0	1	9	
21	Cade Arbogast		0-1	0-1	0-0	0	0	0	0	0	0	0	0	0	2	
22	Makhel Mitchell		0-1	0-0	0-0	0	3	3	2	0	1	1	0	0	6	
23	Derrian Ford		0-0	0-0	0-0	0	3	3	1	0	0	1	0	1	9	
45	Lawson Blake		0-1	0-0	0-0	1	0	1	0	0	0	0	0	0	2	
	Team					0	1	1								
	Totals		28-61	7-22	8-15	9	33	42	19	71	17	20	4	14	200	

GAME 5		90	#10/8 Creighton	40 50	90 80	
			#9/9 ARKANSAS	34 53	87	
Nov. 22, 2022 • Lahaina, Hawaii • Lahaina Civic Center						

Creighton 90 • 6-0

#	Player		Total		3-Ptr	Rebounds			PF	TP	A TO Blk Stl				Min
			FG-FGA	FG-FGA	FT-FTA	Off	Def	Tot			A	TO	Blk	Stl	
24	Arthur Kaluma	f	4-8	0-1	1-2	2	4	6	2	9	2	6	1	2	30
11	Ryan Kalkbrenner	c	9-12	0-0	3-6	3	4	7	4	21	1	2	2	1	38
02	Ryan Nemhhard	g	6-12	3-4	10-12	0	6	6	1	25	5	2	0	0	36
23	Trey Alexander	g	4-6	0-0	4-5	0	5	5	3	12	6	2	0	2	32
55	Baylor Scheierman	g	7-10	3-5	3-4	0	7	7	4	20	3	2	0	0	39
04	Shereef Mitchell		0-1	0-1	0-0	0	1	1	1	0	0	1	0	0	4
05	Francisco Farabello		1-3	1-3	0-0	0	0	0	0	3	0	1	0	0	13
13	Mason Miller		0-0	0-0	0-0	0	0	0	0	0	0	0	0	0	6
33	Fredrick King		0-1	0-0	0-0	0	1	1	1	0	0	0	0	0	2
	Team					0	2	2			1				
Totals			31-53	7-14	21-29	5	30	35	16	90	17	17	3	5	200

FG % 1st Half: 17-31 54.8% 2nd half: 14-22 63.6% Game: 31-53 58.5% Deadball Rebounds 4
 3FG % 1st Half: 5-10 50.0% 2nd half: 2-4 50.0% Game: 7-14 50.0%
 FT % 1st Half: 1-1 100.0 2nd half: 20-28 71.4% Game: 21-29 72.4%

Arkansas 87 • 4-1

#	Player		Total	3-Ptr	Rebounds					PF	TP	A	TO	Blk	Stl	Min
			FG-FGA	FG-FGA	FT-FTA	Off	Def	Tot								
13	Jordan Walsh	f	1-5	1-2	2-2	0	3	3	3	5	2	2	0	1	36	
15	Makhi Mitchell	f	1-2	0-0	0-0	1	0	1	3	2	0	2	0	1	8	
00	Anthony Black	g	10-18	1-3	5-7	3	3	6	3	26	6	3	0	2	38	
01	Ricky Council IV	g	9-19	2-6	4-4	1	2	3	3	24	3	1	0	2	40	
04	Davonte Davis	g	3-9	1-4	2-2	0	3	3	4	9	2	0	0	1	39	
02	Trevon Brazile		7-14	3-5	0-1	1	5	6	5	17	2	1	3	1	32	
05	Joseph Pinion		0-0	0-0	0-0	0	0	0	0	0	0	0	0	0	0+	
22	Makhel Mitchell		2-3	0-0	0-1	1	2	3	0	4	0	0	2	0	7	
	Team					3	3	6								
Totals			33-70	8-20	13-17	10	21	31	21	87	15	9	5	8	200	

FG % 1st Half: 15-34 44.1% 2nd half: 18-36 50.0% Game: 33-70 47.1% Deadball Rebounds 1
 3FG % 1st Half: 0-5 0.0% 2nd half: 8-15 53.3% Game: 8-20 40.0%
 FT % 1st Half: 4-6 66.7% 2nd half: 9-11 81.8% Game: 13-17 76.5%

Officials: Randy Richardson, Lee Cassell, Paul Szelc
 Technical fouls: Creighton-None. Arkansas-TEAM.
 Attendance: 2400

Score by periods	1st	2nd	Total
Creighton	40	50	90
Arkansas	34	53	87

Last FG - CU 2nd-01:12, ARK 2nd-00:03.
 Largest lead - CU by 12 1st-01:43, ARK by 2 2nd-14:25.
 CU led for 33:45. ARK led for 02:08. Game was tied for 04:07.

GAME 7		61	Troy	33 28	61 76	
			#11/11 ARKANSAS	31 43	74	
Nov. 28, 2022 • Fayetteville, Ark. • Bud Walton Arena						

Troy 61 • 6-2

#	Player		Total		3-Ptr	Rebounds			PF	TP	A	TO	Blk	Stl	Min
			FG-FGA	FG-FGA	FT-FTA	Off	Def	Tot							
10	Zay Williams	f	5-9	0-4	1-2	1	3	4	3	11	1	2	1	1	24
30	Christian Turner	f	1-3	0-2	0-0	1	0	1	2	2	0	3	0	2	24
00	Kieffer Punter	g	0-4	0-3	0-0	0	0	0	3	0	1	3	0	0	25
02	Aamer Muhammad	g	2-7	1-3	0-0	0	3	3	2	5	3	1	0	0	32
11	Nelson Phillips	g	7-17	6-12	2-2	1	6	7	2	22	3	3	2	1	35
05	Christyone Eugene		5-10	2-3	1-2	0	1	1	2	13	0	4	0	1	28
15	Jackson Fields		0-0	0-0	0-0	0	1	1	3	0	1	1	0	1	12
21	Nate Tshimanga		1-1	0-0	0-2	0	1	1	1	2	0	1	0	0	7
32	Lydell Geffrard		3-5	0-1	0-0	2	1	3	1	6	1	0	0	0	13
	Team					5	0	5							
Totals			24-56	9-28	4-8	10	16	26	19	61	10	18	3	6	200

FG % 1st Half: 13-26 50.0% 2nd half: 11-30 36.7% Game: 24-56 42.9% Deadball Rebounds 2
 3FG % 1st Half: 6-14 42.9% 2nd half: 3-14 21.4% Game: 9-28 32.1%
 FT % 1st Half: 1-4 25.0% 2nd half: 3-4 75.0% Game: 4-8 50.0%

Arkansas 74 • 6-1

#	Player		Total		3-Ptr	Rebounds			PF	TP	A	TO	Blk	Stl	Min
			FG-FGA	FG-FGA	FT-FTA	Off	Def	Tot							
13	Jordan Walsh	f	1-6	0-0	4-5	0	4	4	3	6	0	2	1	2	20
15	Makhi Mitchell	f	6-8	0-0	2-2	4	5	9	2	14	0	2	3	0	28
00	Anthony Black	g	5-8	2-4	2-4	1	7	8	1	14	3	3	1	2	40
01	Ricky Council IV	g	12-18	1-4	2-2	2	1	3	2	27	0	2	0	1	39
12	Barry Dunning Jr.	g	0-0	0-0	0-0	0	0	0	0	0	0	1	0	0	1
02	Trevon Brazile		1-5	0-2	1-2	0	0	0	2	3	1	5	0	2	25
03	Nick Smith Jr.		0-2	0-1	0-0	1	0	1	0	0	0	0	0	0	6
05	Joseph Pinion		0-0	0-0	0-0	0	1	1	0	0	0	0	0	0	2
20	Kamani Johnson		1-3	0-0	6-8	0	3	3	2	8	0	0	0	1	32
22	Makhel Mitchell		1-1	0-0	0-0	1	1	2	0	2	0	0	0	0	7
	Team					1	1	2							
Totals			27-51	3-11	17-23	10	23	33	12	74	4	15	5	8	200

FG % 1st Half: 11-26 42.3% 2nd half: 16-25 64.0% Game: 27-51 52.9% Deadball Rebounds 4,1
 3FG % 1st Half: 1-6 16.7% 2nd half: 2-5 40.0% Game: 3-11 27.3%
 FT % 1st Half: 8-10 80.0% 2nd half: 9-13 69.2% Game: 17-23 73.9%

Officials: Brian O'Connell, Owen Shortt, Joe Lindsay
 Technical fouls: Troy-None. Arkansas-None.
 Attendance: 19200

Score by periods	1st	2nd	Total
Troy	33	28	61
Arkansas	31	43	74

Last FG - TROY 2nd-00:55, ARK 2nd-00:43.
 Largest lead - TROY by 7 1st-06:06, ARK by 14 2nd-01:03.
 TROY led for 20:22. ARK led for 15:32. Game was tied for 04:06.

GAME 6		78	#9/9 ARKANSAS	26 41 11 78	74	
			#17/9 San Diego State	35 32 7 74		
Nov. 23, 2022 • Lahaina, Hawaii • Lahaina Civic Center						

Arkansas 78 • 5-1

#	Player		Total		3-Ptr		Rebounds			PF	TP	A TO Blk Stl				Min
			FG-FGA	FG-FGA	FT-FTA	Off	Def	Tot	A			TO	Blk	Stl		
13	Jordan Walsh	f	3-7	0-2	1-2	3	2	5	4	7	2	1	1	0	34	
15	Makhi Mitchell	f	0-0	0-0	2-2	0	3	3	1	2	0	0	0	1	11	
00	Anthony Black	g	3-11	0-2	9-10	1	4	5	2	15	1	4	0	1	39	
01	Ricky Council IV	g	6-19	0-3	7-11	1	2	3	3	19	4	3	0	2	41	
04	Davonte Davis	g	1-4	0-2	0-0	1	1	2	0	2	1	1	0	0	17	
02	Trevon Brazile		6-14	3-8	5-8	0	9	9	3	20	0	1	0	2	40	
11	Jalen Graham		0-0	0-0	0-0	0	0	0	0	0	0	0	0	0	2	
12	Barry Dunning Jr.		0-0	0-0	0-0	0	0	0	1	0	0	1	0	1	8	
20	Kamani Johnson		2-2	0-0	3-5	4	3	7	3	7	0	1	0	2	19	
22	Makhi Mitchell		3-3	0-0	0-0	0	3	3	3	6	0	1	2	0	14	
	Team					0	3	3								
Totals			24-60	3-17	27-38	10	30	40	20	78	8	16	3	9	225	

FG % 1st Half: 9-22 40.9% 2nd half: 11-29 37.9% OT: 4-9 44.4% Game: 24-60 40.0% Deadball Rebounds 4
 3FG % 1st Half: 0-8 0.0% 2nd half: 3-8 37.5% OT: 0-1 0.0% Game: 3-17 17.6%
 FT % 1st Half: 8-12 66.7% 2nd half: 16-22 72.7% OT: 3-4 75.0% Game: 27-38 71.1%

San Diego St. 74 • 4-2

#	Player		Total		3-Ptr	Rebounds					PF	TP	A TO Blk Stl				Min
			FG-FGA	FG-FGA	FT-FTA	Off	Def	Tot	A	TO			Blk	Stl			
00	Keshad Johnson	f	4-6	0-1	2-3	1	6	7	5	10	1	1	1	0	36		
31	Nathan Mensah	f	1-2	0-0	0-0	1	3	4	5	2	1	2	0	11			
05	Lamont Butler	g	3-9	0-1	3-5	0	2	2	2	9	0	3	0	1	21		
12	Darriin Trammell	g	5-13	1-4	2-2	0	2	2	0	13	2	2	0	2	34		
20	Matt Bradley	g	9-20	1-7	4-5	0	7	7	1	23	1	1	0	3	35		
02	Adam Seiko		0-1	0-1	2-2	0	2	2	1	2	1	3	0	1	16		
03	Micah Parrish		0-4	0-4	2-2	0	1	1	2	2	1	2	0	1	29		
13	Jaedon LeDee		2-4	0-0	2-2	0	1	1	3	6	0	0	0	0	14		
33	Aguek Arop		3-3	0-0	1-2	1	2	3	4	7	1	0	1	0	29		
	Team					4	1	5				1					
Totals			27-62	2-18	18-23	7	27	34	23	74	8	15	2	9	225		

GAME 9		58	UNC Greensboro	26	32	58	65	
		#9/8 ARKANSAS		21	44	65		
Dec. 6, 2022 • Fayetteville, Ark. • Bud Walton Arena								

UNC Greensboro 58 • 4-6

#	Player		Total		3-Ptr	Rebounds					PF	TP	A	TO	Blk	Stl	Min
			FG-FGA	FG-FGA	FT-FTA	Off	Def	Tot									
04	Mohammed Abdulsalam	f	2-6	0-0	1-1	3	7	10	4	5	0	0	2	1		25	
33	Bas Leyte	f	2-8	0-2	1-2	1	2	3	2	5	1	0	0	0		25	
00	Keyshaun Langley	g	3-11	1-7	2-3	1	1	2	2	9	3	1	0	3	31		
03	Kobe Langley	g	4-14	2-5	0-0	0	8	8	4	10	7	0	0	0	0	29	
24	Dante Treacy	g	4-12	1-3	2-3	0	5	5	2	11	1	4	0	0	32		
02	Mikeal Brown-Jones		1-4	0-1	1-2	0	2	2	4	3	1	2	0	1	18		
11	Keondre Kennedy		1-6	1-4	0-0	0	2	2	4	3	0	2	1	0	15		
12	Donovan Atwell		4-6	4-6	0-0	0	0	0	3	12	0	0	0	0	3	13	
15	Cortez Johnson		0-0	0-0	0-0	0	0	0	0	0	0	0	0	0	1		
20	Joryam Saizonou		0-0	0-0	0-0	0	1	1	1	0	0	0	0	0	6		
22	Jalen Breath		0-0	0-0	0-0	0	1	1	0	0	0	0	0	0	5		
Team						3	2	5									
Totals			21-67	9-28	7-11	8	31	39	26	58	13	9	3	8	200		

FG % 1st Half:	9-31	29.0%	2nd half:	12-36	33.3%	Game:	21-67	31.3%	Deadball	
3FG % 1st Half:	4-15	26.7%	2nd half:	5-13	38.5%	Game:	9-28	32.1%	Rebounds	2
FT % 1st Half:	4-7	57.1%	2nd half:	3-4	75.0%	Game:	7-11	63.6%		

Arkansas 65 • 8-1

#	Player		Total		3-Ptr		Rebounds			PF	TP	A TO Blk Stl			Min	
			FG-FGA	FG-FGA	FT-FTA	Off	Def	Tot	A			TO	Blk	Stl		
13	Jordan Walsh	f	0-2	0-2	0-0	0	0	0	1	0	1	1	0	0	8	
15	Makhi Mitchell	f	4-5	0-0	5-7	0	14	14	2	13	1	0	4	2	32	
00	Anthony Black	g	4-8	2-4	1-3	1	4	5	3	11	2	1	1	0	33	
01	Ricky Council IV	g	1-7	0-3	6-6	0	3	3	3	8	2	3	0	0	37	
03	Nick Smith Jr.	g	6-14	1-5	9-11	0	4	4	1	22	3	2	1	1	39	
02	Trevon Brazile		0-3	0-1	0-0	1	1	2	0	0	0	1	2	0	9	
04	Davonte Davis		3-13	0-3	4-4	1	9	10	4	10	0	3	0	3	29	
11	Jalen Graham		0-1	0-0	0-0	1	0	1	0	0	0	1	0	0	3	
20	Kamani Johnson		0-1	0-0	1-2	1	4	5	0	1	0	0	1	0	9	
23	Derrian Ford		0-0	0-0	0-0	0	0	0	0	0	0	0	0	0	1	
Team						3	0	3								
Totals				18-54	3-18	26-33	8	39	47	14	65	9	12	9	6	200

FG % 1st Half:	9-30	30.0%	2nd half:	9-24	37.5%	Game:	18-54	33.3%	Deadball	
3FG % 1st Half:	0-8	0.0%	2nd half:	3-10	30.0%	Game:	3-18	16.7%	Rebounds	4,1
FT % 1st Half:	3-6	50.0%	2nd half:	23-27	85.2%	Game:	26-33	78.8%		

Officials: Robert Felder, Rob Rorke, Tony Greene
 Technical fouls: UNC Greensboro-None. Arkansas-None.
 Attendance: 19200

Score by periods				1st	2nd	Total				
UNC Greensboro				26	32	58				
Arkansas				21	44	65				

Last FG - UNC 2nd-00:21, ARK 2nd-01:29.
 Largest lead - UNC by 12 1st-04:54, ARK by 7 2nd-01:29.
 UNC led for 29:06. ARK led for 07:47. Game was tied for 03:07.

GAME 11		57	Bradley	25	32	57	76	
		#10/10 ARKANSAS		37	39	76		
Dec. 17, 2022 • N. Little Rock, Ark. • Simmons Bank Arena								

Bradley 57 • 7-4

#	Player		Total		3-Ptr		Rebounds			PF	TP	A TO Blk Stl				Min
			FG-FGA	FG-FGA	FT-FTA	FT-FTA	Off	Def	Tot			A	TO	Blk	Stl	
14	Malevy Leons	f	2-4	0-1	7-8	6	2	8	4	11	0	4	1	4	24	
51	Rienk Mast	f	5-9	0-2	7-9	0	6	6	3	17	0	6	0	1	27	
03	Zek Montgomery		2-5	0-0	0-0	1	3	4	1	4	0	3	0	0	24	
10	Connor Hickman	g	2-6	2-5	0-0	0	4	4	4	6	0	4	0	0	30	
21	Duke Deen	g	4-9	2-5	1-2	0	4	4	3	11	4	3	0	2	29	
01	James "Pop" Weathers		1-2	0-0	0-0	0	0	0	2	2	0	0	0	1	9	
05	Christian Davis		0-2	0-1	0-0	0	0	0	0	0	0	0	0	0	3	
22	Ja'Shon Henry		1-6	0-0	2-2	1	2	3	2	4	2	2	0	0	25	
23	Ville Tahvanainen		0-1	0-1	0-0	0	2	2	1	0	0	0	0	0	14	
35	Darius Hannah		1-1	0-0	0-0	0	1	1	2	2	2	2	1	0	15	
Team						0	0	0				3				
Totals				18-45	4-15	17-21	8	24	32	22	57	8	27	2	8	200

FG % 1st Half:	9-19	47.4%	2nd half:	9-26	34.6%	Game:	18-45	40.0%	Deadball	
3FG % 1st Half:	2-3	66.7%	2nd half:	2-12	16.7%	Game:	4-15	26.7%	Rebounds	3,1
FT % 1st Half:	5-6	83.3%	2nd half:	12-15	80.0%	Game:	17-21	81.0%		

Arkansas 76 • 10-1

#	Player		Total		3-Ptr	Rebounds			PF	TP	A	TO	Blk	Stl	Min
			FG-FGA	FG-FGA	FT-FTA	Off	Def	Tot							
13	Jordan Walsh	f	7-7	1-1	3-4	0	3	3	5	18	1	0	0	4	28
15	Makhi Mitchell	f	3-5	0-0	0-0	1	2	3	5	6	2	2	1	2	17
00	Anthony Black	g	4-7	0-1	7-11	1	2	3	1	15	4	2	2	2	38
01	Ricky Council IV	g	4-10	1-3	7-8	0	2	2	2	16	2	2	0	2	36
03	Nick Smith Jr.	g	1-8	1-4	2-2	1	0	1	1	5	0	2	0	1	21
04	Davonte Davis		3-9	1-2	0-0	3	4	7	0	7	3	1	0	5	30
05	Joseph Pinion		0-0	0-0	0-0	0	1	1	0	0	0	0	0	0	1
11	Jalen Graham		2-4	0-0	2-4	0	2	2	3	6	1	1	1	0	11
12	Barry Dunning Jr.		0-0	0-0	1-2	0	1	1	0	1	0	0	0	0	1
20	Kamani Johnson		1-1	0-0	0-0	1	1	2	2	2	0	0	1	0	12
21	Cade Arbogast		0-0	0-0	0-0	0	0	0	0	0	0	0	0	0	1
22	Makhel Mitchell		0-0	0-0	0-0	0	0	0	0	0	0	0	0	0	1
23	Derrian Ford		0-0	0-0	0-0	0	0	0	0	0	0	1	0	0	2
45	Lawson Blake		0-0	0-0	0-0	0	0	0	0	0	0	0	0	0	1
	Team					0	1	1							
Totals			25-51	4-11	22-31	7	19	26	19	76	13	11	5	16	200

FG % 1st Half:	13-28	46.4%	2nd half:	12-23	52.2%	Game:	25-51	49.0%	Deadball	
3FG % 1st Half:	2-6	33.3%	2nd half:	2-5	40.0%	Game:	4-11	36.4%	Rebounds	3
FT % 1st Half:	9-12	75.0%	2nd half:	13-19	68.4%	Game:	22-31	71.0%		

Officials: Keith Patterson, Josue Nieves, Rob Rorke
 Technical fouls: Bradley-TEAM. Arkansas-Jordan Walsh 2.
 Attendance: 16675

Score by periods				1st	2nd	Total				
Bradley				25	32	57				
Arkansas				37	39	76				

Last FG - BRAD 2nd-02:32, ARK 2nd-02:03.
 Largest lead - BRAD by 2 1st-19:30, ARK by 24 2nd-11:18.
 BRAD led for 02:43. ARK led for 36:11. Game was tied for 01:06.

GAME 10		78	#-RV Oklahoma	40	38	78	88	
		#9/9 ARKANSAS		43	45	88		
Dec. 10, 2022 • Tulsa, Okla. • BOK Center								

Oklahoma 78 • 7-3

		Total	3-Ptr		Rebounds										
##	Player	FG-FGA	FG-FGA	FT-FTA	Off	Def	Tot	PF	TP	A	TO	Blk	Stl	Min	
01	Jalen Hill	f	4-6	0-1	3-4	2	3	5	1	11	1	2	0	28	
35	Tanner Groves	f	2-5	2-4	0-0	1	3	4	5	6	1	2	0	1	21
12	Milos Uzan	g	7-11	1-2	0-1	0	2	2	4	15	5	1	0	0	34
25	Grant Sherfield	g	8-14	3-6	4-4	1	1	2	2	23	3	4	0	3	34
34	Jacob Groves	g	3-4	1-1	0-0	0	2	2	0	7	1	1	0	0	24
04	Joe Bamisile		4-7	0-1	0-0	0	5	5	2	8	1	2	1	0	19
10	Sam Godwin		3-4	0-0	0-0	1	0	1	2	6	1	1	0	0	16
14	Bijan Cortes		1-5	0-0	0-0	0	1	1	1	2	2	2	0	1	22
22	CJ Noland		0-0	0-0	0-0	0	0	0	0	0	0	0	0	0	2
	Team					2	3	5							
	Totals		32-56	7-15	7-9	7	20	27	17	78	15	15	1	5	200