



2022-23 USF BULLS WOMEN'S BASKETBALL GAME NOTES

NCAA Tournament (8): 2022, 2021, 2018, 2017, 2016, 2015, 2013, 2006

WNIT (9): 2019, 2014, 2012, 2010, 2009, 2008, 2007, 2005, 2004

WNIT Champions (1): 2009 | WNIT Final Four (2): 2014, 2009

Primary Contact: Michael Hogan | Phone: (W) 813-974-5755 (C) 813-469-0616 | Email: mhogan@usf.edu
Twitter: @USFWBB | Instagram: USFWBB | Facebook: facebook.com/usfwomensbasketball | Web: GoUSFBulls.com

2022-23 USF SCHEDULE/RESULTS

NOVEMBER

7	Morehead State (ESPN+) (DH)	W, 87-40
11	Florida A&M (ESPN+)	W, 90-50
13	Jacksonville (ESPN+)	W, 70-59
16	Alabama (ESPN+)	W, 67-59
20	at TCU (Big XII Now/ESPN+) &	W, 66-59
22	New Hampshire (ESPN+)	W, 75-57
25	vs. Georgia Tech \$ (FLOHOOPS)	W, 63-50
26	vs. No. 22/23 Michigan/Air Force \$ (FLOHOOPS)	L, 63-58
27	vs. No. 23/RV Villanova \$ (FLOHOOPS)	L, 72-50

DECEMBER

2	at No. 22/18 Texas (Longhorn Network)	W, 70-65
11	at No. 8/10 NC State (ACC Network)	L, 65-57
14	Marshall (ESPN+)	W, 77-68
17	LaSalle (ESPN+)	W, 75-50
20	vs. No. 3/4 Ohio State % (FLOHOOPS)	6:30 p.m. ET
21	vs. Arkansas/Oregon % (FLOHOOPS)	TBA
31	at Tulane * (ESPN+)	2 p.m. ET

JANUARY

3	Temple * (ESPNU)	5 p.m.
7	at Wichita State * (ESPN+)	3 p.m. ET
11	Memphis * (ESPN+)	7 p.m.
14	Tulane * (ESPN+)	7 p.m.
18	at Houston * (ESPN+)	8 p.m. ET
22	Central Florida * (ESPNU)	2 p.m.
25	at Tulsa * (ESPNU)	5 p.m. ET
28	at Memphis * (ESPN+)	3 p.m. ET
31	East Carolina * (ESPN+)	7 p.m.

FEBRUARY

4	at SMU * (ESPN+)	3 p.m. ET
12	Houston * (ESPN2)	2 p.m.
15	at Central Florida * (ESPN+)	7 p.m.
18	SMU * (ESPN+) (DH)	5 p.m.
22	Tulsa * (ESPN+)	7 p.m.

MARCH

1	at Cincinnati * (ESPN+)	7 p.m.
6	AAC Tournament First Round ^	TBA
7	AAC Tournament Quarterfinals ^	TBA
8	AAC Tournament Semifinals ^	TBA
9	AAC Tournament Championship ^	TBA

* American Athletic Conference Game

& Maggie Dixon Classic, Fort Worth, Texas

\$ Gulf Coast Showcase, Ft. Myers, Fla.

% San Diego, Invitational, San Diego, Calif.

^ American Athletic Conference Tournament, Fort Worth, Texas.

All times are Eastern time and are subject to change

GAME 14 | TUE., DEC. 20 | 6:30 P.M. ET | SAN DIEGO, CALIF. | PECHANGA ARENA



-/RV USF
BULLS
10-3

VS.

No. 3/4 OHIO STATE
BUCKEYES
11-0, 2-0 Big 10



Last Game _____ Dec. 17 vs. La Salle, W, 75-50
Next Game _____ Dec. 21 vs. Oregon/Arkansas, TBA
Head Coach _____ Jose Fernandez
Alma Mater _____ FIU, 1994
Career Record _____ 426-288 (23rd season)
at South Florida _____ Same

Last Game _____ Dec. 16 vs. Albany, W, 82-57
Next Game _____ Dec. 21 vs. Oregon/Arkansas, TBA
Head Coach _____ Kevin McGruff
Alma Mater _____ St. Joseph's (Ind.), 1992
Career Record _____ 410-191 (21st season)
at Ohio State _____ 155-92 (10th season)

GAMEDAY INFORMATION

TV/Online _____ FloHoops (\$) _____
_____ Jill Painter Lopez (PxP), Kevin Brown (Color)
Audio _____ Bulls Unlimited (TuneIn App/GoUSFBulls.com)
_____ Darek Sharp (PxP)

Live Stats _____ GoUSFBulls.com
Series _____ South Florida leads, 2-1
Twitter Updates _____ @USFWBB
Tickets _____

QUICK HITS

■ South Florida closes out its nonconference schedule in the two-game San Diego Invitational at Pechanga Arena ... The Bulls will face No. 3/4 Ohio State in the first round on Tuesday at 6:30 p.m. ET and either Oregon or Arkansas on Wednesday.

■ USF comes into Tuesday after a 75-50 win over La Salle on Dec. 17 ... Dulcy Fankam Mendjiadeu had a game-high 26 points, 12 rebounds and Sammie Puisis had 16 points ... Priscilla Williams and Elena Tsineke added 12 and 10 points, respectively.

■ The Bulls will face a couple Top 25 opponents in San Diego no matter who they play in the second round ... It will mark the fifth and sixth meeting with a Top 25 foe in South Florida's last eight games.

■ South Florida, who was picked by the American Athletic Conference coaches to finish first, received votes in the USA Today/WBCA (8) Top 25 poll on Dec. 13.

SOUTH FLORIDA'S PROBABLE STARTERS



G | 5-7 | SR.

5 - ELENA
TSINEKE

PPG 16.6
RPG 3.6
APG 3.6
SPG 0.9



G | 5-10 | RJR.

22 - AERIAL
WILSON

PPG 1.8
RPG 2.8
APG 4.2
SPG 0.8



G | 6-1 | JR.

3 - SAMMIE
PUISIS

PPG 16.1
RPG 4.2
APG 1.2
SPG 0.5



F | 6-4 | RSR.

32 - DULCYFANKAM
MENDJIADEU

PPG 15.6
RPG 11.5
SPG 0.9
BPG 1.2



W | 5-11 | FR.

55 - CARLA
BRITO

PPG 9.8
RPG 6.5
APG 1.3
SPG 1.2

SOUTH FLORIDA QUICK FACTS

THE UNIVERSITY

City/Zip Code	Tampa, Fla. 33620
Founded	1956
Enrollment	50,577
Nickname	Bulls
Arena	Yuengling Center
Capacity	10,411
Affiliation	NCAA Division I
Conference	The American Athletic Conference
President	Rhea Law
Vice President of Athletics	Michael Kelly
Deputy Director of Athletics/COO/SWA	Kris Pierce

BASKETBALL HISTORY

First Year	1972-73
All-Time Record	721-702 (51st season)
All-Time AAC Record	107-40 (10th season)
All-Time BIG EAST Record	57-71 (Eight seasons)
All-Time Conference USA Record	68-117 (10 seasons)
All-Time Metro Conference Record	10-38 (Four seasons)
All-Time Sun Belt Conference Record	4-38 (Seven seasons)
All-Time Post-Season	18-16 (NCAA & WNIT)
AAC Tournament Record	17-8
NCAA Tournament Record	4-8
Years in NCAA Tournament/Last	8/2022
Last NCAA opponent	March 18, 2022 vs. 8 seed Miami (Fla.) Columbia, S.C.
Last NCAA Tournament Result	Lost, 78-66
WNIT Record	14-8
Years in the WNIT Tournament /Last	9/2019
Last WNIT opponent	March 24, 2019 at James Madison
Last WNIT Result	Lost, 71-54

COACHING STAFF

Head Coach	Jose Fernandez
Alma Mater	Florida International '94
Record at USF (Years)	426-288 (23rd season)
Career Record (Years)	Same
Career Conference Record (Years)	187-160 (23rd season)
Associate Head Coach	Michele Woods-Baxter, St. John Fisher '87
Assistant Head Coach	Danny Hughes, TCU '89
Assistant Coach/Rec. Coord.	Yolisha Jackson, Jacksonville '05
Dir. of Basketball Operations	Mercedes Jorge, Embry-Riddle '17
Coord. of Basketball Operations	Brandon Jajairam, USF '20
Strength & Conditioning Coach	Bryce Karasiak, Indiana '02
Certified Athletic Trainer	Erin Barbour, Tulsa '18
Academic Coordinator	Tatianna Hitchcock, VCU '14
Administrative Assistant	Barbara Riffe

ATHLETIC MEDIA RELATIONS

Associate Dir. of Communications/WBB Contact	Michael Hogan
Office Phone	(813) 974-5755
Cell Phone	(813) 469-0616
E-mail	mhogan@usf.edu

2022-23 SOUTH FLORIDA BULLS



► Standing (L-R): Carla Brito, Caitlin McGee, Priscilla Williams, Dulci Fankam Mendjiadeu, Emma Johansson, Patience Williams, Sammie Puisis, Daniela Gonzalez. Sitting (L-R): Bella Weary, Maria Alvarez, Aerial Williams, Janette Aarnio, Elena Tsineke, Marina Asensio.

No.	Name	P	Ht.	Yr.	Hometown/High School/Previous School
0	Caitlin McGee	F	6-1	R-So.	Jacksonville, Fla./Sandalwood HS/Ole Miss
1	Maria Alvarez	G	5-7	Jr.	Bal Harbour, Fla./Miami Country Day School
2	Priscilla Williams	G	6-2	Fr.	Houston, Texas/Branson (Mo.) HS/Syracuse
3	Sammie Puisis	G	6-1	Jr.	Mason, Ohio/William Mason HS/Florida State
5	Elena Tsineke	G	5-8	Sr.	Thessaloniki, Greece/Hellenic College of Thessaloniki
10	Janette Aarnio	G	5-11	Fr.	Vantaa, Finland/Makelanrinteen Lukio
12	Marina Asensio	PG	5-8	Fr.	Sabadell, Spain/Institut Joaquim Blume
14	Emma Johansson	F/C	6-3	Fr.	Jonkoping, Sweden/Sandagymnasiet
20	Daniela Gonzalez	F	6-0	Fr.	Jamundi, Colombia/Central Pointe Christian Academy (Fla.)
22	Aerial Wilson	PG	5-10	R-Jr.	Dundas, Ontario, Canada/Memphis/The RISE Centre
24	Bella Weary	G	5-6	So.	Jacksonville, Fla./DME Academy
32	Dulcy Fankam Mendjiadeu	F	6-4	R-Sr.	Nkongsamba, Cameroon/Memphis/Walters State College
55	Carla Brito	W	5-11	Fr.	Las Palmas, Spain/Spar Gran Canaria

USF BASKETBALL STAFF

Head Coach: Jose Fernandez (Florida International, '94) – 23rd Season at USF/23rd overall as head coach
 Associate Head Coach: Michele Woods-Baxter (St. John Fisher, '87) – 15th season at USF
 Assistant Head Coach: Danny Hughes (TCU, '90) – Fifth season at USF
 Assistant Coach/Recruiting Coordinator: Yolisha Jackson (Jacksonville, '05) – Third season at USF
 Director of Operations: Mercedes Jorge (Embry-Riddle, '17) – Third season at USF
 Coordinator of Basketball Operations: Brandon Jajairam (USF '20) – Second season at USF
 Strength and Conditioning: Bryce Karasiak (Indiana, '02) – First season at USF
 Certified Athletic Trainer: Erin Barbour (Tulsa '18) – Second season at USF
 Academic Advisor: Tatianna Hitchcock (VCU '14) – First season at USF

PRO-NUN-SEE-A-SHUN GUIDE

Players

Sammie Puisis	PWEE-sus
Elena Tsineke	Uh-LAY-nuh CHIN-eck-eh
Janette Aarnio	JAN-et ARE-nee-oh
Marina Asensio	UH-sen-SEE-oh
Emma Johansson	YO-han-son
Daniela Gonzalez	Danny-YELL-uh
Aerial Wilson	Air-E-uhl
Dulcy	Dull-see Fan-come Men-gee-ahh-due
Carla Brito	Bree-toe

Staff

Assistant Coach Yolisha Jackson	YO-Lee-Shuh
S&C Coach Bryce Karasiak	Brice CARE-uh-sack

HEAD COACH JOSE FERNANDEZ | 426-288 CAREER RECORD (23RD SEASON) | 2018 & 2021 AAC COACH OF THE YEAR



Jose Fernandez has created a culture of excellence with USF women's basketball — and the numbers are powerful evidence of his handiwork.

Eight NCAA Tournament appearances (including seven in the last 10 seasons).

Seven 20-win seasons.

Postseason play in 17 of the last 19 seasons.

Perennial appearances in the top 25 rankings.

Since Fernandez was named head coach on Nov. 14, 2000 — just seven months after arriving at USF as assistant coach — history-making success has been the expectation.

"If I ever stop waking up without the same fire and energy, I'll be done," Fernandez says. "But I can't picture that happening. I want to take this program where it has never been before — the Sweet 16, the Elite Eight, the Final Four. I'm one of those lucky guys. I enjoy what I do. It always comes back to the people you surround yourself with, the type of players you recruit and getting them to learn the right way to do things. You have to care."

Fernandez's level of care is felt by his players on the court — and long after they leave USF.

"You need tough skin to play for Coach Fernandez," former USF guard Jasmine Wynne says. "He meant business. He did not play. But you realized he believed in you. And that helped you believe in yourself."

Fernandez has coached 36 all-conference players, two Associated Press Honorable Mention All-Americans (Courtney Williams and Maria Jespersen); three members of the USF Athletics Hall of Fame (Williams, Shantia Grace and Jessica Dickson); three American Athletic Conference Freshmen of the Year; and five WNBA draft picks (Kitija Laksa, Seattle Storm, 11th overall, 2020; Williams, eighth, Phoenix Mercury, 2016; Inga Orekhova, 18th, Atlanta Dream, 2014; Andrea Smith, 35th, Connecticut Sun, 2013; and Dickson, 21st, Sacramento Monarchs, 2007).

Fernandez was twice named AAC Coach of the Year (2018 and 2021). The 2020-21 squad captured the AAC regular-season championship, then won the AAC Tournament title. The Bulls have reached the AAC championship game in six of the past eight seasons, while reaching the conference semifinals in every season since the league debuted in 2013-14.

During the 2021-22 season, in the space of four days, the Bulls defeated a pair of top 10-ranked opponents, including No. 9 Oregon and No. 7 Stanford, the defending national champion.

Fernandez's Bulls have four times reached the NCAA Tournament's second round, opening postseason play with victories against teams from the Big 12 (Texas Tech in 2013), SEC (LSU in 2015), Mountain West (Colorado State in 2016) and Pac-12 (Washington State in 2021).

USF, which reached its first NCAA Tournament in 2006 (losing against USC in the first round), announced itself as a significant player in 2013 when it defeated No. 7-seeded Texas Tech 71-

70 on the Red Raiders' home court. The Bulls then fell during a thrilling overtime second-rounder against No. 2 California, which went on to the Women's Final Four.

In 2015, USF earned a home date at the NCAA Tournament and downed LSU before 5,560 fans at the Yuengling Center, then were defeated by No. 3-seeded Louisville in the second round. In 2016, USF downed Colorado State 48-45, then fell to UCLA in Los Angeles. In 2021, USF defeated Washington State before losing against No. 1-seeded NC State.

To cap the 2008-09 season, the Bulls won the WNIT Championship, defeating the home-standing Kansas Jayhawks 75-71 before a program-record crowd of 16,113 fans. In all, Fernandez's teams have made nine WNIT appearances, including the 2014 semifinals.

Fernandez's tenure has been punctuated by a dramatic turnaround in the program's fortunes. Before Fernandez's arrival, USF women's basketball had just three winning seasons (all 14-13 slates) in the 22 years of play prior to his arrival. Its only championship was the 1978 Florida State Title in the old Association of Intercollegiate Women's Athletics (AIWA).

The biggest keys USF's prosperity? Fernandez, a native of Miami who had been an assistant coach with the Barry University men while leading the previously unheralded Lourdes Academy girls program to a state-championship game, established contacts throughout the state of Florida and made certain that the Bulls were a known quantity. In recent years, Fernandez has been masterful with international recruiting, bringing aboard players from 18 different countries. He has also sprinkled in players from different regions of the United States, including a sampling of junior-college All-Americans, giving USF women's basketball a formidable recruiting presence in every potential circle.

Fernandez, who was inducted into the Sports Club of Tampa Bay's Hall of Fame on June 8, 2022, is 416-285 in 22 USF seasons. He has 15 wins against top 25-ranked teams, including a 67-63 overtime victory against No. 6 Mississippi State at the Yuengling Center in 2020 for the highest-ranked opponent ever defeated by USF.

Since arriving at USF, Fernandez and his staff have worked to schedule the toughest teams in women's basketball. The Bulls have faced perennial powers such as Baylor, UConn, Mississippi State, DePaul, Florida, Florida State, Georgia, Louisville, Notre Dame, LSU, Miami, Michigan State, Nebraska, Ohio State, Oklahoma, Oregon, UNLV, Stanford, Tennessee, Texas and Wake Forest, to name a few. USF has boasted some of the toughest strength of schedules in the country.

Fernandez started in coaching while working on his associate degree at Miami-Dade CC Kendall, where he earned his degree in 1991. Fernandez served as a student assistant coach for the men's basketball team and was immediately thrown into the fray with on-floor coaching, scouting, and most importantly, overseeing recruiting correspondence and getting his name out in front of coaches around the state.

It was at Miami-Dade that Fernandez met Cesar Odio, who not only saw his potential and hired him as a student assistant, then promoted him to a full-time assistant coach in 1991. He stayed at Miami-Dade for one season (1991-92) before becoming the assistant boys' basketball coach at Miami's Sunset High School (1992-94).

Following his two seasons at Sunset, Fernandez and Odio renewed acquaintances when Odio was tabbed head men's basketball coach at Barry University in Miami Shores, Fla. (1994-96). Fernandez came along as Odio's top assistant and immediately established himself as a coach who had a sharp eye for talent and potential. During his two-year stay at Barry, Fernandez helped the Buccaneers to consecutive winning seasons, after the program only produced two in the first 10 years, and a combined 34-21 record.

Fernandez began girls' basketball in 1996, when he secured his first head coaching job at Miami's Lourdes Academy. During his three seasons at Lourdes, Fernandez led the Bobcats to a 83-16 (.838) record and a trip to the state Class 5A championship game in 1998 where they finished as the runner-up. In addition to his coaching responsibilities at Lourdes, Fernandez established roots among high school coaches from around Florida and the nation as director and founder of the successful Miami Suns AAU program.

THE FERNANDEZ FILE

Born	Nov. 18, 1971
Hometown	Miami, Fla.
College	FIU, 1994
	B.S. in Physical Ed.
Wife	Tonya
Children	Sydney, Alex, Taylor Brianna and Brooke

AAC REGULAR SEASON CHAMPIONS (1)
2021

AAC TOURNAMENT CHAMPIONS (1)
2021

NCAA APPEARANCES (7)
2006, 2013, 2015, 2016, 2017, 2018, 2021

WNIT APPEARANCES (9)
2004, 2005, 2007, 2008, 2009, 2010, 2012, 2014, 2019

WNIT FINAL FOUR (2)
2009, 2014

WNIT CHAMPIONSHIP (1)
2009

COACHING CAREER

1989-91	Miami-Dade CC Kendall, Student Asst.
1991-92	Miami-Dade CC Kendall, Asst. Coach
1992-94	Sunset High School, Asst. Boy's Coach
1994-96	Barry University, Asst. Men's Coach
1996-99	Lourdes Academy (Miami), Head Coach
1996-99	Miami Suns AAU, Head Coach
1999-2000	Barry University, Asst. Coach
2000-present	USF, Head Coach

Fernandez broke into collegiate women's basketball when he returned to Barry for his second of two tours of duty at the school. In his second stint, he served one year (1999-00) as the top assistant coach for the Buccaneers. Although it was just one season, Fernandez helped Barry record the second-most wins in the program's history as the Buccaneers posted a 22-8 record and the program's second-best slate ever in the Sunshine State Conference at 10-4. The team's 22 wins that season is still just

one of three 20-wins campaigns for Barry since the women's basketball team started competing during the 1988-89 season.

After graduating from Miami-Dade Kendall, Fernandez earned his bachelor's degree in physical education in 1994 from Florida International University. Along with his coaching duties at the beginning of his professional career, Fernandez also taught physical education at Miami's Coral Reef Senior High School,

Southwest Senior High School and Hialeah Middle School.

Fernandez and his wife, Tonya, live in Tampa with their daughters, Sydnie, Alex, Taylor, Brianna and Brooke.

JOSE FERNANDEZ YEAR-BY-YEAR

Year	School	Overall	Conf.	Postseason
2000-01	USF	4-24	1-15	-
2001-02	USF	14-13	4-10	-
2002-03	USF	7-20	2-12	-
2003-04	USF	14-15	7-7	WNIT First Round
2004-05	USF	21-11	9-5	WNIT Second Round
2005-06	USF	19-12	9-7	NCAA First Round
2006-07	USF	21-12	9-7	WNIT Second Round
2007-08	USF	16-16	5-11	WNIT First Round
2008-09	USF	27-10	8-8	WNIT Champions
2009-10	USF	15-16	6-10	WNIT First Round
2010-11	USF	12-19	3-13	-
2011-12	USF	19-16	8-8	WNIT Third Round
2012-13	USF	22-11	9-7	NCAA Second Round
2013-14	USF	23-13	13-5	WNIT Semifinals
2014-15	USF	27-8	15-3	NCAA Second Round
2015-16	USF	24-10	14-4	NCAA Second Round
2016-17	USF	24-9	11-5	NCAA First Round
2017-18	USF	26-8	13-3	NCAA First Round
2018-19	USF	19-16	7-9	WNIT Second Round
2019-20	USF	19-12	10-6	No postseason due to COVID
2020-21	USF	19-4	13-2	NCAA Second Round
2021-22	USF	21-7	12-3	NCAA First Round
2022-23	USF	10-3	0-0	-
Totals	23rd Season	426-288	187-160	



JOSE FERNANDEZ HEAD COACHING BREAKDOWN

Year	Overall	Home	Road	Neutral	Conf.	Postseason
2000-01	4-24	4-13	0-11	0-0	1-15	-
2001-02	14-13	9-6	5-7	0-0	4-10	-
2002-03	7-20	7-8	0-12	0-0	2-12	-
2003-04	14-15	9-6	5-8	0-1	7-7	0-2 (C-USA, WNIT)
2004-05	21-11	13-2	7-8	1-1	9-5	2-2 (C-USA, WNIT)
2005-06	19-12	12-3	5-7	2-2	9-7	0-2 (BIG EAST, NCAA)
2006-07	21-12	15-3	4-8	2-1	9-7	2-2 (BIG EAST, WNIT)
2007-08	16-16	11-7	3-8	2-1	5-11	1-2 (BIG EAST, WNIT)
2008-09	27-10	16-6	9-3	2-1	8-8	6-1 (BIG EAST, WNIT)
2009-10	15-16	9-8	5-7	1-1	6-10	0-2 (BIG EAST, WNIT)
2010-11	12-19	8-7	2-10	2-2	3-13	-
2011-12	19-16	11-3	4-7	4-6	8-8	3-2 (BIG EAST, WNIT)
2012-13	22-11	11-5	9-3	2-3	9-7	2-2 (BIG EAST, NCAA)
2013-14	23-13	13-8	9-5	1-0	13-5	5-2 (AAC, WNIT)
2014-15	27-8	13-3	9-3	5-2	15-3	3-2 (AAC, NCAA)
2015-16	24-10	15-1	6-6	3-3	14-4	3-2 (AAC, NCAA)
2016-17	24-9	10-4	8-2	6-3	11-5	2-2 (AAC, NCAA)
2017-18	26-8	13-1	8-3	5-4	13-3	2-2 (AAC, NCAA)
2018-19	19-16	11-5	5-6	3-5	7-9	3-2 (AAC, WNIT)
2019-20	19-13	14-2	4-6	1-5	10-6*	1-1 (AAC)
2020-21	19-3	10-1	5-2	4-0	13-2	3-1 (AAC, NCAA)
2021-22	21-7	9-2	8-3	4-2	11-3	2-2 (AAC, NCAA)
2022-23	10-3	7-0	2-1	1-2	0-0	-



TALE OF THE TAPE

THE OHIO STATE SERIES

Series Record	South Florida leads series, 2-1
USF at home	Series tied, 1-1
USF at Ohio State	South Florida leads series, 1-0
USF at neutral site	0-0
First meeting	Dec. 18, 1982 (Ohio State W, 101-74)
Last meeting	Nov. 18, 2018 (South Florida W, 71-47)
Last USF win	Nov. 18, 2018 (W, 71-47)
Last Ohio State win	Dec. 18, 1982 (Ohio State W, 101-74)
Current streak	South Florida, two wins

STATISTICAL COMPARISON

USF		OSU
10-3	Overall	11-0
44.2	Field Goal%	50.7
36.4	3-Pt. Field Goal%	36.3
74.3	Free Throw%	69.6
37.3	Oppt. Field Goal%	41.6
32.2	Oppt. 3-Pt. Field Goal%	29.5
68.5	Oppt. Free Throw%	65.3
41.5	Rebounding Avg.	35.8
+11.3	Rebounding Margin	+0.5
15.3	Assists/Gm.	19.9
15.5	Turnovers/Gm.	13.2
3.4	Blocks/Gm.	2.6
5.8	Steals/Gm.	15.7
69.6	Points/Gm.	90.0
58.2	Points Allowed/Gm.	60.5

SOUTH FLORIDA CAREER STATS VS. OHIO STATE

No.	Name	G	Ppg	Rpg	Appg
0	McGee	0	0.0	0.0	0.0
1	Alvarez	0	0.0	0.0	0.0
2	Williams	0	0.0	0.0	0.0
3	Puisis	0	0.0	0.0	0.0
5	Tsineke	0	0.0	0.0	0.0
10	Aarnio	0	0.0	0.0	0.0
12	Asensio	0	0.0	0.0	0.0
14	Johansson	0	0.0	0.0	0.0
20	Gonzalez	0	0.0	0.0	0.0
22	Wilson	0	0.0	0.0	0.0
24	Weary	0	0.0	0.0	0.0
32	Fankam Mendjiadeu	0	0.0	0.0	0.0
55	Brito	0	0.0	0.0	0.0

BULLS' CAREER STARTS & GAMES PLAYED

No.	Name	19-20	20-21	21-22	22-23	Tot	GP
0	McGee	-	-	-	-	-	56
1	Alvarez	8	1	2	-	11	65
2	Williams	-	20^	-	-	20	27
3	Puisis	-	19+	22+	12	53	93
10	Aarnio	-	-	-	1	1	13
12	Asensio	-	-	-	-	-	12
14	Johansson	-	-	-	-	-	13
20	Gonzalez	-	-	-	1	1	13
5	Tsineke	22	17	31	12	82	92
22	Wilson	30*	19*	2	13	64	84
24	Weary	-	-	-	-	-	9
32	F. Mendjiadeu	31*	18*	21	13	83	96
55	Brito	-	-	-	13	13	13

^ Starts at Syracuse | + Starts at Florida State | * Starts at Memphis

USF TICKET INFORMATION

■ South Florida women's basketball season tickets are on sale now ... All women's basketball courtside seats are sold out ... For ticket questions or to purchase tickets, fans are encouraged to visit USFBullsTix.com or call 1-800-GoBulls to purchase their season tickets.

2022-23 USF WBB PROMOTIONAL GAMES

■ USF women's basketball will have several promotional and theme nights during the 2022-23 campaign to celebrate various events, achievements, initiatives, and people associated with the program ... Below are promotional nights for 2022-23.

2022-23 Promotional Games

- Nov. 7, Morehead State _____ College Hoops Tip-off
- Nov. 13, Jacksonville _____ Postgame Autographs
- Nov. 16, Alabama _____ Color Changing Cup Giveaway
- Dec. 14, Marshall _____ Education Day
- Dec. 17, La Salle _____ Holiday Celebration / Ugly T-shirt
- Jan. 3, Temple _____ We Back Pat
- Jan. 14, Tulane _____ Salute to Service/First Responders
- Jan. 22, UCF _____ War on I-4/Alumni Day/Postgame Autog.
- Jan. 31, East Carolina _____ Team Tykes Night
- Feb. 12, Houston _____ Black History Celebration
- Feb. 18, SMU _____ Play 4 Kay/Autism Awareness
- Feb. 22, Tulsa _____ Senior Day

■ For more information on these promotional games, or to purchase tickets, please visit USFBullsTix.com or call 1-800-GoBulls.

UP NEXT FOR USF

■ The Bulls close out the nonconference portion of their schedule when they face either No. 16/15 Oregon or 21/22 Arkansas on Wednesday to conclude the San Diego Invitational.

■ Following the San Diego Invitational, South Florida begins American Athletic Conference play following the holiday break when it travels to New Orleans to face Tulane on Dec. 30 at 7 p.m. ET (ESPN+), and then returns to the Yuengling Center on Jan. 3 to take on Temple at 5 p.m. (ESPNU).

SCOUTING OHIO STATE

■ Ohio State comes into its game against the Bulls with an 11-0 record and a 2-0 mark in the Big 10 ... The Buckeyes are coming off an 82-57 win against Albany on Friday in Columbus.

■ Taylor Mikesell is one of six players on the Ohio State roster averaging double figures in the scoring column, netting 18.4 points per game followed by Jacy Sheldon and Rebeka Mikulasikova netting 16.0 points per outing ... Taylor Thierry is fourth on the team averaging 11.5 points per outing, with Madison Greene and Cotie McMahon scoring 10.6 and 10.4 points per game, respectively.

A LOOK AHEAD TO SAN DIEGO

■ South Florida will take part in the two-day San Diego Invitational, Dec. 20-21, at Pechanga Arena ... The Bulls open the event against current No. 3/4 Ohio State at 6:30 p.m. ET and then will face either No. 16/15 Oregon or 21/22 Arkansas.

■ The two expected games against the top 25 opponents in the San Diego Invitational, will mark South Florida's fifth and sixth games against the top 25 in what will be an eight game stretch.


■ South Florida will face Ohio State for the fourth time with the Bulls holding a 2-1 series lead in the previous three meetings ... South Florida has won two-straight against the Buckeyes with the last meeting coming during the 2017-18 campaign.

■ Ohio State is ranked No. 3 in this week's Associated Press top 25 poll and is a perfect 11-0 overall and 2-0 in the Big 10 following its 82-57 win against Albany on Dec. 16.

USF all-time against Ohio State

Dec. 18, 1982	_____ H _____ L _____	101-74
Feb. 18, 2018	_____ H _____ W _____	84-65
Nov. 6, 2018	_____ A _____ W _____	71-47

SOUTH FLORIDA WEEKLY MEDIA PLANNER

MON. 12	TUE. 13	WED. 14	THURS. 15	FRI. 16	SAT. 17	SUN. 18
Practice 12-2:30 p.m.	Practice, 11 a.m.-1:30 p.m.	vs. Marshall, 11 a.m.	Practice 12:30-3 p.m.	Practice 1-3:30 p.m.	vs. La Salle, 2 p.m.	Practice in San Diego, 11 a.m.-1 p.m.
MON. 19 Practice in SD, 11 a.m.-1 p.m.	TUE. 20 vs. Ohio State, 6:30 p.m. ET	WED. 21 vs. Oregon/ Arkansas, TBD	THURS. 22 Off	FRI. 23 Off	Depart for San Diego, 7:46 p.m.	

■ Oregon and South Florida have met three times previously with the most recent coming last season in the third place game of the Battle 4 Atlantis ... The Bulls defeated the No. 9/9-ranked Ducks, 71-62 to improve to 2-1 in the series.

■ Oregon is ranked No. 16 in this week's Associated Press poll ... The Ducks are 9-1 overall and 1-0 in the Pac-12 - entering the San Diego Invitational ... Oregon has won five-straight since their 85-79 loss to No. 8 North Carolina on Nov. 24.

USF all-time against Oregon

Dec. 4, 1993 _____ H _____ L _____ 63-59
 Dec. 18, 2007 _____ N _____ W _____ 68-58
 Nov. 22, 2021 _____ N _____ W _____ 71-62

■ South Florida fell to Arkansas, 65-61 in overtime in the lone meeting between the two schools on Nov. 12, 2011 in the WBI Tip-Off Tournament.

■ Arkansas enters the San Diego Invitational with a 13-0 and ranked No. 17 in the AP poll.

USF all-time against Arkansas

Nov. 12, 2011 _____ N _____ L _____ 65-61 (ot)

LAST TIME OUT

■ South Florida got a game and career-high tying 26 points from Dulcy Fankam Mendjiadeu, 16 points from Sammie Puisis and a season-high 12 points from Priscilla Williams as the Bulls defeated La Salle, 75-50, on Saturday afternoon in their non-conference home finale.

■ South Florida led at the break, 36-28, and then proceeded to outscore the Explorers, 17-10 in the third and 22-12 in the fourth en route to the win ... The Bulls scored the first seven points of the second half to open the game up on a turnaround jumper by Fankam Mendjiadeu with just over seven minutes left in the third quarter ... That gave the Green and Gold a 15-point, 43-28, advantage and never looked back.

■ South Florida extended its lead to as many as 25 points, 72-47, on a driving layup with 2:23 left in the contest and then with 22 seconds remaining when Williams hit her fourth three-pointer of the day for the final margin.

■ Also netting double-digits in the scoring column was Elena Tsineke with 10 points to go along with a career-high nine rebounds and six assists.

A QUICK LOOK AT THE BULLS

■ The Bulls lead, or are in the top five, in the American Athletic Conference in several statistical categories through games of Dec. 18 (NCAA team and individual ranking summaries can be found on pgs. 14-15):

Assist/Turnover Ratio _____ 4th (0.99)
 Assists Per Game _____ 4th (15.3)
 Blocks Per Game _____ 5th (3.4)
 Field Goal Percentage _____ 2nd (44.2)
 Free Throw Percentage _____ 1st (74.3)
 Rebounding Margin _____ 11.3 (11.3)
 Defensive Rebounds Per Game _____ 5th (28.0)
 Scoring Defense _____ 3rd (58.2)
 Scoring Margin _____ 4th (11.4)
 Three-Point Field Attempts Per Game _____ 5th (18.4)
 Three-Point Field Goal Percentage _____ 1st (36.4)
 Three-Point Field Goals Per Game _____ 3rd (6.7)
 Won-loss Percentage _____ 2nd (76.9)

■ Numerous Bulls are also ranked in the top 50 among the nation's Division I statistical leaders through Dec. 18.

Sammie Puisis

Field Goal Attempts _____ 44th (165)
 Points _____ 30th (209)
 Three Point Attempts _____ 4th (100)
 Three Point Field Goals Made _____ 2nd (40)
 Three Point Field Goals Made Per Game _____ 15th (3.1)

Dulcy Fankam Mendjiadeu

Double-Doubles _____ 5th (8)
 Field Goal Percentage _____ 25th (58.6)
 Field Goals _____ 18th (82)
 Points _____ 39th (203)
 Rebounds _____ 2nd (150)

USF'S RECORD WHEN ...

Leading at halftime	8-0
Trailing at halftime	1-3
Tied at halftime	1-0
Overtime	0-0
USF shoots 50% or better from field	5-0
USF shoots 40-49% from field	3-1
USF shoots under 40% from field	2-2
Opp. shoots 50% or better from field	0-0
Opp. shoots 40-49% from field	4-3
Opp. shoots under 40% from field	6-0
USF outrebounds opponent	9-2
Opp. outrebounds USF	1-1
Tied in rebounds	0-0
USF records 10 or more steals	1-0
USF records 15 or more assists	6-0
USF commits less than 15 turnovers	4-2
USF commits 15 or more turnovers	6-1
USF commits less turnovers than opp.	3-0
USF commits more turnovers than opp.	7-3
USF shoots 70% or better from the line	8-2
USF shoots under 70% from the line	2-1
USF scores 59 points or less	0-3
USF scores between 60-69 points	3-0
USF scores between 70-79 points	5-0
USF scores between 80-89 points	1-0
USF scores between 90-99 points	1-0
USF scores more than 100 points	0-0
Two or less Bulls score in double figures	4-0
Three Bulls score in double figures	3-2
Four or more Bulls score in double figures	3-1
USF plays at Yuengling Center	7-0
USF plays on the road	2-1
USF plays at a neutral site	1-2
Playing in November	7-2
Playing in December	3-1
Playing in January	0-0
Playing in February	0-0
Playing in March	0-0
Playing on Saturday	1-1
Playing on Sunday	2-2
Playing on Monday	1-0
Playing on Tuesday	1-0
Playing on Wednesday	2-0
Playing on Thursday	0-0
Playing on Friday	3-0
Playing during the afternoon	5-1
Playing during the evening	5-2
Games decided by three points or less	0-0
Games decided by four to 10 points	4-2
Games decided by 11-20 points	3-0
Games decided by more than 20 points	3-1

SCORING MARGINS

Points: Margin of victory

1	2	3	4	5	6	7	8	9	10+
-	-	-	-	1	-	1	1	1	6

Points: Margin of defeat

1	2	3	4	5	6	7	8	9	10+
-	-	-	-	1	-	-	1	-	1

2022-23 SOUTH FLORIDA STARTING LINEUPS

Guard	Guard	Guard	Forward	Forward	W-L
Tsineke	Wilson	Puisis	Fankam Mendjiadeu	Brito	8-3
Aarnio	Wilson	Puisis	Fankam Mendjiadeu	Brito	1-0
Tsineke	Wilson	Brito	Fankam Mendjiadeu	Gonzalez	1-0

A LOOK AT THE AMERICAN

AMERICAN ATHLETIC CONFERENCE STANDINGS (THRU 12/18)

	AAC	Pct.	Over.	Pct.
Wichita State	0-0	.000	9-2	.818
South Florida	0-0	.000	10-3	.769
SMU	0-0	.000	8-3	.727
Tulsa	0-0	.000	8-3	.727
Tulane	0-0	.000	7-3	.700
UCF	0-0	.000	6-3	.667
East Carolina	0-0	.000	7-4	.636
Cincinnati	0-0	.000	7-5	.583
Memphis	0-0	.000	7-5	.583
Temple	0-0	.000	5-6	.455
Houston	0-0	.000	2-9	.182

PRESEASON POLL

1. South Florida (9)	7. Temple
2. Houston (2)	8. Central Florida
3. SMU	9. Cincinnati
4. Tulsa	10. Wichita State
5. Tulane	11. East Carolina
Memphis	

AMERICAN ATHLETIC CONFERENCE SCHEDULE

December 20

St. Francis (Pa.) at Tulane	1 p.m.
Idaho State at Central Florida	2 p.m.
Ohio State at South Florida	6:30 p.m.
Wyoming at Wichita State	7 p.m.

December 21

Elon at UCF	12 p.m.
Ole Miss at Temple	1 p.m.
Memphis at Xavier	1 p.m.
Washington State at Houston	1:30 p.m.
Incarinate Word at SMU	2 p.m.
East Carolina at Hampton	3 p.m.
Cincinnati at Northern Kentucky	6 p.m.

December 22

Tulsa at Texas Southern	3 p.m.
-------------------------	--------

December 27

South Carolina State at Wichita State	7 p.m.
---------------------------------------	--------

Rebounds (Defensive) Per Game _____ 21st (7.3)
 Rebounds (Offensive) Per Game _____ 12th (4.2)
 Rebounds Per Game _____ 9th (11.5)

Elena Tsineke

Field Goal Attempts _____ 32nd (170)
 Field Goals _____ 48th (73)

Aerial Wilson

Assists _____ 38th (55)

NEWCOMERS MAKE THEIR PRESENCE FELT

■ South Florida's highly touted newcomers made their presence felt in its dominating 87-40 season opening win against Morehead State on Nov. 7 ... Out of the nine players that saw time against the Eagles, six were not on roster during the 2021-22 season.

■ Florida State transfer and former McDonald's All-American and Jordan Brand Classic participant Sammie Puisis had a big night with a career-high 20 points on 7-for-13 shooting from the field, including 2-for-5 from behind the arc, and 4-for-4 from the free throw line.

■ Carla Brito, the lone freshman in the starting five, scored the first basket of the season - just four seconds in off the opening tip - and her first collegiate point en route to a strong debut ... Brito had 14 points on a near-perfect offensive night shooting 6-for-8 from the field, including 1-for-1 from long range, and 1-for-2 from the charity stripe ... She also had six rebounds and two steals in the win.

MISCELLANEOUS USF STATISTICS

Double Figure Scorers

Dulcy Fankam Mendjiadeu	11
Elena Tsineke	11
Sammie Puisis	10
Carla Brito	6
Priscilla Williams	1

Double-Doubles

Dulcy Fankam Mendjiadeu	8
Carla Brito	2

Games Leading (Sharing) Scoring Honors

Sammie Puisis	5
Dulcy Fankam Mendjiadeu	4
Elena Tsineke	3
Carla Brito	1

Games Leading (Sharing) Rebounding Honors

Dulcy Fankam Mendjiadeu	11
Carla Brito	1
Daniela Gonzalez	1

■ Emma Johansson had nine points on a perfect night going 3-for-3 from the field, 1-for-1 from long range and 2-for-2 from the line to go along with six rebounds, one assist, one steal and a blocked shot.

■ In addition, Janette Aarnio had eight points and four assists and Daniela Gonzalez had five points and five rebounds on the night.

DULCY SETS THE STANDARD IN FT. MYERS; NAMED TO GCS ALL-TOURNAMENT TEAM

■ Dulcy Fankam Mendjiadeu had a great three games in the Gulf Coast Showcase in Ft. Myers, Nov. 25-27, earning All-Tournament honors in the three-game event.

■ Fankam Mendjiadeu averaged 13.7 points per game, on 16-for-35 (45.7 percent) shooting from the field, and averaged 16.3 rebounds per contest.

■ She also broke a nine-year tournament rebounding record, set by Ebony Rowe on Middle Tennessee in 2013, hauling down 49 boards in the three games.

■ Fankam Mendjiadeu opened the tournament with a 19-point, 21 rebound double-double against Georgia Tech and followed that up with 11 boards

USF'S LARGEST IN 2022-23

Lead	50 vs. Morehead State (85-35)
Deficit	24, vs. Villanova (72-48)
Margin of victory	47 vs. Morehead State (87-40)
Margin of defeat	22 vs. Villanova (72-50)
Halftime lead	32 vs. Morehead State (40-8)
Halftime deficit	16 vs. Villanova (39-23)
Deficit in win	8, 2X, last vs. Alabama (29-21)
Halftime deficit in win	6 vs. Alabama (29-23)
Lead in loss	7 vs. Michigan (50-43)
Halftime lead in loss	-

USF: HOME, ROAD & NEUTRAL

Category	Home	Road	Neutral
Record	7-0	2-1	1-2
Field Goal%	48.0	43.3	36.1
3-Pt. Field Goal%	37.6	40.4	26.3
Free Throw%	73.2	78.3	75.0
Oppt. Field Goal%	35.2	39.5	39.7
Oppt. 3-Pt. Field Goal%	30.8	38.9	31.1
Oppt. Free Throw%	66.7	60.4	82.5
Rebounding Avg.	43.1	38.7	40.7
Rebounding Margin	+15.7	+4.7	+7.7
Assists/Gm.	19.3	12.7	8.7
Turnovers/Gm.	15.0	17.7	14.3
Blocks/Gm.	3.7	3.7	2.3
Steals/Gm.	6.3	5.3	5.0
Points/Gm.	77.3	64.3	57.0
Points Allowed/Gm.	54.7	63.0	61.7

against No. 22/23 Michigan ... She closed the tournament out with a 14-point, 17-rebound performance against No. 23/RV Villanova.

SAMMIE PUISIS EARNS FIRST AMERICAN ATHLETIC CONFERENCE POW AWARD

■ For the fourth-straight week to start the season, South Florida had a player recognized by the American Athletic Conference as either its Player of Freshman of the week ... Standout Sammie PUISIS earned her first Player of the Week Award for the week ending Dec. 4.

■ PUISIS helped South Florida to a win in its only contest, a 70-65 victory at No. 22/18 Texas on Dec. 2 ... It was the Bulls' third-straight game against a Top 25 opponent.

■ PUISIS fell one-point shy of equaling her career-high, netting 25 points – including 18 in the first half – against the Longhorns in 40 minutes of action ... It was PUISIS' fifth 20-plus point game – all at South Florida – and her second in the last three games ... She shot 10-for-19 (52.6 percent) from the field and 5-for-11 (45.5 percent) from behind the three-point arc, while also recording four rebounds, one assist, one blocked shot and a steal in the win.

■ This season, PUISIS, a Florida State transfer and former McDonald's High School All-American, leads the team in scoring averaging 17.0 points per game after her 25-point performance at Texas ... Included in her five 20-point performances is a career-high 26-point outing against Alabama on Nov. 16.

USF's 2022-23 Weekly AAC Honorees

- D. Fankam Mendjiadeu _ AAC Player of the Week (Nov. 14)
- Carla Brito _ AAC Freshman of the Week (Nov. 14)
- Elena Tsineke _ AAC Player of the Week (Nov. 21)
- Carla Brito _ AAC Freshman of the Week (Nov. 21)
- Carla Brito _ AAC Freshman of the Week (Nov. 28)
- D. Fankam Mendjiadeu _ AAC Honor Roll (Nov. 28)
- Sammie PUISIS _ AAC Player of the Week (Dec. 5)

IT'S BECOMING FAMILIAR TERRITORY; BULLS PICKED FIRST IN PRESEASON AAC POLL

■ For the third straight year South Florida has been picked to finish atop the American Athletic

Conference this season in the league's preseason coaches poll ... It marks the third time in program history that the Bulls have been selected first in a preseason conference poll.

■ The Bulls earned the top spot with 99 total points and nine of the 11 first-place votes ... Houston (89) was picked to finish second and SMU (73) third, while Tulsa (66), Tulane (56) and Memphis (56) rounded out the top five spots in the preseason poll ... Temple (43), Central Florida (38) and Cincinnati (34) were slotted seventh through ninth, respectively, with Wichita State (32) and East Carolina (19) rounding out the bottom two teams ... South Florida (9) and Houston (2) were the only two schools to earn first-place votes.

■ During the nine years of The American, the Bulls were picked second five times (2014-15, 2015-16, 2017-18, 2018-19, 2019-20), behind previous AAC member, UConn, which was selected first all seven seasons ... South Florida was tabbed third in 2013-14 and 2016-17.

SOUTH FLORIDA PLACES TWO ON PRESEASON ALL-AAC TEAM

■ In addition to being picked first in The American preseason poll, the Bulls had two players named to the preseason All-Conference team ... Elena Tsineke was tabbed the AAC Preseason Player of the Year and named First Team All-Conference, where she is joined by fellow First Team selection, Dulcy Fankam Mendjiadeu.

■ Tsineke, the Bulls' top returning scorer, continues to prove that she is one of the top guards in The American and one of the most dangerous shooting guards in the nation ... Last season she was tabbed an American Athletic Conference First Team All-Conference selection after averaging 14.3 points per game, which was third in the conference, and shooting 38.7 percent (173-for-447) from the field and 83.7 percent (82-for-98) from the free-throw line, good for first in the league ... Tsineke was also named to the AAC All-Tournament Team after averaging 17.0 points in the Bulls' three contests.

TOP 25 RANKINGS

ASSOCIATED PRESS (Dec. 19)

1.	South Carolina	11-0
2.	Stanford	11-1
3.	Ohio St.	11-0
4.	Indiana	11-0
5.	Notre Dame	9-1
6.	North Carolina	9-1
7.	NC State	11-1
8.	Virginia Tech	10-1
9.	UConn	8-2
10.	LSU	12-0
11.	UCLA	11-1
12.	Utah	10-0
13.	Iowa	9-3
14.	Iowa State	8-2
15.	Maryland	9-3
16.	Oregon (Possible opponent)	9-1
17.	Arkansas (Possible opponent)	13-0
18.	Arizona	9-1
19.	Michigan	10-1
20.	Kansas	10-0
21.	Creighton	8-2
22.	Gonzaga	10-2
23.	Oklahoma	9-1
24.	Baylor	8-3
25.	St. John's	11-0

Also Receiving Votes: Marquette 24; Virginia 21; Louisville 20; Villanova 11; Texas 5; Rice 4; Kansas State 3; Duke 3; Columbia 3; Nebraska 2.

USA TODAY/WBCA COACHES POLL (Dec. 13)

1.	South Carolina	9-0
2.	Stanford	10-1
3.	Indiana	10-0
4.	Ohio St.	10-0
5.	Notre Dame	8-1
6.	Virginia Tech	10-0
7.	North Carolina	8-1
8.	NC State	9-1
9.	UConn	7-2
10.	LSU	9-0
11.	Iowa	8-3
12.	Iowa State	7-2
13.	Utah	8-0
14.	UCLA	9-1
15.	Oregon (Possible opponent)	7-1
16.	Creighton	8-1
17.	Arizona	7-1
18.	Baylor	7-2
19.	Maryland	9-3
20.	Oklahoma	8-1
21.	Michigan	9-1
22.	Arkansas (Possible opponent)	12-0
23.	Gonzaga	9-2
24.	Kansas	9-0
25.	Louisville	7-4

Also Receiving Votes: Villanova 37; Virginia 22; Marquette 17; Duke 15; Florida Gulf Coast 13; St. John's 12; Southern California 10; Texas 9; Kansas State 9; SOUTH FLORIDA 8; Rice 5; Florida State 3; Middle Tennessee St. 2; South Dakota State 1; Nebraska 1; DePaul 1.

GETTING SOCIAL WITH THE BULLS

■ Fans are encouraged to follow @USFWBB on Twitter, and "Like" USF women's basketball on Facebook (www.facebook.com/USFwomensbasketball) for the latest Bulls' basketball news ... Follow all of USF's athletic teams on Twitter (@USFAthletics), Facebook (Facebook.com/USFAthletics), YouTube (BullsVision), and Instagram (USFAthletics).

■ Tsineke became the 26th player in program history to surpass the 1,000-point plateau, netting 18 points against Houston on March 2, 2022, and finished the season with 1,076 points for her career, 19th on the school's all-time scoring list ... In addition, she scored in double figures in 27 games, including seven outings of 20-or-more points.

■ Fankam Mendjiadeu, a 6-foot-4 redshirt senior, was a Second Team All-Conference selection last season and was one of the top centers in The American during her first season in the Green and Gold ... A transfer from American Athletic Conference foe Memphis, Fankam Mendjiadeu was third on the team in scoring, averaging 10.3 points per game, and second in rebounding, grabbing 7.1 boards per contest, and ranked ninth in The American in both categories ... She shot 46.9 percent (135-for-28) from the field on the year and 66.4 percent (71-for-107) from the line while recording seven double-doubles.

■ Fankam Mendjiadeu netted double-figure points in 17 games during the 2021-22 campaign and double-digit rebounds eight times ... She was also second on the roster in blocked shots (26).

JUST FOR STARTERS

■ USF is 33-17 all-time in season openers during the previous 50 years of competition ... In addition, the Bulls have won eight straight season openers, are 10-3 in their last 13 and 18-5 in lid lifters over the past 23 years.

■ USF head coach Jose Fernandez is 17-5 all-time in season openers since he started patrolling the sidelines for the Bulls during the 2000-01 campaign.

■ The Bulls have won their last six straight season opening games at home and seven of their last eight ... The lone set back during that seven game home stretch was a 78-70 loss to No. 6/8 Maryland on Nov. 8, 2013.

FERNANDEZ AMONG THE AMERICAN'S ELITE

■ Head Coach Jose Fernandez comes into the 2022-23 season as one of the elite coaches in the history of the American Athletic Conference ... The Miami native is second all-time in overall wins – only trailing UConn head coach Geno Auriemma (252) – while coaching in the AAC with 215 victories, and is fifth all-time in winning percentage (70.3 percent, 215-91).

■ Coming into the 2022-23 campaign, in career American Athletic Conference league games, Fernandez is second all-time in conference wins with 108, and fourth in conference winning percentage (73.0 percent, 108-40); second with over 100 games coached in The American.

ANOTHER MILESTONE ON THE HORIZON

■ Another milestone is on the horizon for Jose Fernandez as he enters his 23rd go-around with South Florida ... Fernandez comes into the season with 108 American Athletic Conference wins just 10 behind UConn's Geno Auriemma's 118, and could become the league's all-time leader in conference wins this season.

■ In addition, with 215 total wins to his credit while in The American, Fernandez is also just 37 wins shy, of surpassing Auriemma (252) as the all-time wins leader while coaching in the AAC.

■ Last year, Fernandez won his 400th career game with a 62-46 win over High Point on Dec. 17, 2021.

MILESTONE WATCH

■ Several players on the Bulls' roster are within reach of personal and program career milestones.

Upcoming milestones ...

- Dulcy Fankam Mendjiadeu _ 99 blks. (1 blk. from 100)
- _____ 853 rbs. (47 rbs. from 900)
- Elena Tsineke _____ 255 rbs. (45 rbs. from 300)
- _____ 199 asts. (1 asts. from 200)
- Maria Alvarez _____ 445 pts. (55 pts. from 500)

ELENA TSINEKE NAMED TO THE ANN MEYERS DRYSDALE PRESEASON WATCH LIST

■ Elena Tsineke has been chosen as one of 20 watch list candidates for the 2023 Ann Meyers-Drysdale Award ... The award is given by the Naismith Memorial Basketball Hall of Fame and the Women's Basketball Coaches Association to the player recognized as the top shooting guard in women's NCAA Division I college basketball ... In its sixth year, the award is named after the first player, male or female, named to an All-America Team in four straight college seasons.

■ Tsineke will have the opportunity to go head-to-head against six players on the Meyers-Drysdale Watch List this season: Cameron Swartz (Georgia Tech – Opponent), Leigha Brown (Michigan – Opponent), Jakia Brown-Turner (NC State – Opponent), Taylor Mikesell (Ohio State – Opponent), Sonya Morris (Texas – Opponent).

POWERING DOWN THE POWER 5

■ Over the past 11 years South Florida has made a regular occurrence of knocking off its nonconference Power 5 foes ... Dating back to the 2012-13 season, the Bulls have notched 28 wins against teams from the Power 5 conferences (ACC, Big XII, Big 10, Pac-12, SEC).

South Florida Power 5 wins since 2012-13

2022-23

- Alabama _____ 67-59 (Nov. 16, 2022)
- at TCU _____ 66-59 (Nov. 20, 2022)
- vs. Georgia Tech _____ 63-50 (Nov. 25, 2022)
- No. 22/18 Texas _____ 70-65 (Dec. 2, 2022)

2021-22

- vs. Syracuse _____ 77-53 (Nov. 20, 2021)
- vs. No. 9/9 Oregon _____ 71-62 (Nov. 22, 2021)
- vs. No. 7/5 Stanford _____ 57-54 (Nov. 26, 2021)
- vs. West Virginia _____ 77-55 (Dec. 20, 2021)

2020-21

- No. 6/7 Mississippi State _____ 67-63 (ot) (Dec. 5, 2020)
- vs. Washington State (NCAA) _____ 57-53 (March 21, 2021)

2019-20

- No. 15/15 Texas _____ 64-57 (Dec. 8, 2019)

2022-23 SOUTH FLORIDA HONORS

Carla Brito

- AAC Freshman of the Week (Dec. 19)
- AAC Freshman of the Week (Nov. 28)
- AAC Freshman of the Week (Nov. 21)
- AAC Freshman of the Week (Nov. 14)

Dulcy Fankam Mendjiadeu

- AAC Weekly Honor Roll (Dec. 19)
- AAC Weekly Honor Roll (Nov. 28)
- Gulf Coast Showcase All-Tournament Team
- AAC Player of the Week (Nov. 14)
- Preseason AAC All-Conference First Team

Sammie Puisis

- AAC Player of the Week (Dec. 5)

Elena Tsineke

- AAC Player of the Week (Nov. 21)
- Preseason AAC Player of the Year
- Preseason AAC All-Conference First Team
- Preseason Ann Meyers-Drysdale Award Watch List

2018-19

at Ohio State _____ 71-47 (Nov. 6, 2018)
 Oklahoma _____ 87-70 (Nov. 18, 2018)
 vs. UCLA _____ 60-56 (Nov. 24, 2018)

2017-18

LSU _____ 61-55 (Nov. 10, 2017)
 vs. Washington State _____ 82-45 (Nov. 24, 2017)
 Ohio State _____ 84-65 (Feb. 11, 2018)

2016-17

vs. North Carolina _____ 83-55 (Nov. 24, 2016)
 vs. Georgia _____ 81-65 (Nov. 26, 2016)

2015-16

Penn State _____ 101-79 (Dec. 6, 2015)
 Oklahoma State _____ 68-48 (Dec. 20, 2015)

2014-15

vs. Oklahoma _____ 83-68 (Nov. 27, 2014)
 vs. Illinois _____ 67-61 (Nov. 28, 2014)
 at Penn State _____ 90-87 (ot) (Dec. 21, 2014)
 LSU (NCAA) _____ 73-64 (March 21, 2015)

2013-14

at Mississippi State (WNIT) _____ 60-58 (March 30, 2014)

2012-13

at Clemson _____ 75-73 (ot) (Nov. 13, 2012)
 Texas Tech (NCAA) _____ 71-70 (March 23, 2013)

DOUBLE DIPPING

■ Right from the season-opener, South Florida notched its first double-double on the year when Dulcy Fankam Mendjiadeu recorded the team's first of 2022-23 ... This season, the Bulls have recorded 11 double-doubles by two different players.

2022-23 USF double-doubles

F. Mendjiadeu _ Nov. 7 vs. Morehead State (12 pts./10 rbs.)
 F. Mendjiadeu ___ Nov. 13 vs. Jacksonville (25 pts./10 rbs.)
 Brito _____ Nov. 20 at TCU (11 pts./10 rbs.)
 Brito _____ Nov. 22 vs. New Hampshire (26 pts./10 rbs.)
 F. Mendjiadeu ___ Nov. 22 vs. New Hampshire (15 pts./12 rbs.)
 F. Mendjiadeu ___ Nov. 25 vs. Georgia Tech (19 pts./21 rbs.)
 F. Mendjiadeu ___ Nov. 27 vs. Villanova (14 pts./17 rbs.)
 F. Mendjiadeu ___ Nov. 27 vs. Villanova (14 pts./17 rbs.)
 F. Mendjiadeu _____ Dec. 2 at Texas (13 pts./10 rbs.)

F. Mendjiadeu _____ Dec. 11 at NC State (10 pts./11 rbs.)
 F. Mendjiadeu _____ Dec. 17 vs. La Salle (26 pts./12 rbs.)

DFM IS A DOUBLE-DOUBLE FORCE


■ Dulcy Fankam Mendjiadeu picked up right where she left off last season with a double-double on opening night against Morehead State ... Fankam Mendjiadeu recorded her eighth double-double in a South Florida uniform against the Eagles ... She is coming off a 26-point, 12-rebound effort against La Salle on Dec. 17.

■ Fankam Mendjiadeu has recorded 40 career double-doubles, including 15 while playing at South Florida.

Fankam Mendjiadeu's career double-doubles

Nov. 20, 2019 at Southern Illinois * _____ 12 pts./12 rbs.
 Nov. 29, 2019 vs. Kansas State * _____ 14 pts./10 rbs.
 Dec. 8, 2019 vs. UAB * _____ 13 pts./13 rbs.
 Dec. 17, 2019 at Little Rock * _____ 13 pts./12 rbs.
 Dec. 20, 2019 vs. Mississippi Valley State * _____ 14 pts./12 rbs.
 Jan. 5, 2020 at Houston * _____ 12 pts./10 rbs.

NCAA SELECTS TAMPA BAY TO HOST FOUR SIGNATURE D-I EVENTS; WOMEN'S FINAL FOUR MAKES FOURTH STOP IN TAMPA



■ On Wednesday, Oct. 14, 2020, the National Collegiate Athletic Association (NCAA) announced that Tampa Bay has been selected as the host site of four major NCAA Championships, which includes the 2023 Division I Men's Frozen Four, 2023 Division I Women's Volleyball Championship, 2025 NCAA Division I Women's Final Four and 2026 NCAA Division I Men's Basketball First and Second Rounds.

In 2023, Tampa Bay will have the unique opportunity to host the Men's Frozen Four and Women's Volleyball Championship in the same calendar year, both at Amalie Arena. This marks Tampa Bay's third time hosting the Men's Frozen Four (2012, 2016) and second time hosting the Women's Volleyball Championship (2009).

In 2025, Tampa Bay will welcome the Women's Final Four back for a record fourth time. Tampa Bay has welcomed more fans in Women's Final Four history than any other city, with a combined 123,039 fans attending in 2008, 2015 and 2019. In 2019, sellout crowds in Amalie Arena totaled 40,189 fans as the Baylor Lady Bears claimed the national championship.

- ✓ 2023 NCAA Division I Men's Frozen Four (University of Wisconsin, host)
- ✓ 2023 NCAA Division I Women's Volleyball Championship (USF, host)
- ✓ 2025 NCAA Division I Women's Final Four (USF, host)
- ✓ 2026 NCAA Division I Men's Basketball First and Second Rounds (USF, host)



GAMEDAY. EVERY DAY.

Jan. 14, 2020 vs. UConn *	21 pts./10 rbs.
Feb. 1, 2020 vs. Tulsa *	18 pts./12 rbs.
Feb. 4, 2020 vs. Tulane *	15 pts./11 rbs.
Feb. 12, 2020 at Wichita State *	19 pts./12 rbs.
Feb. 15, 2020 vs. East Carolina *	13 pts./11 rbs.
Feb. 19, 2020 at Temple *	14 pts./10 rbs.
Feb. 22, 2020 vs. South Florida *	15 pts./12 rbs.
Mar. 6, 2020 vs. SMU *	17 pts./10 rbs.
Mar. 7, 2020 vs. Cincinnati *	18 pts./11 rbs.
Dec. 4, 2020 at Saint Louis *	21 pts./17 rbs.
Dec. 6, 2020 vs. Liberty *	23 pts./14 rbs.
Dec. 12, 2020 vs. McNeese State *	16 pts./15 rbs.
Dec. 16, 2020 vs. South Florida *	20 pts./14 rbs.
Jan. 20, 2021 at Cincinnati *	17 pts./14 rbs.
Jan. 23, 2021 vs. Tulsa *	10 pts./14 rbs.
Feb 6, 2021 vs. ECU *	20 pts./14 rbs.

Feb. 10, 2021 vs. Cincinnati *	20 pts./14 rbs.
Mar. 2, 2021 at Temple *	13 pts./14 rbs.
Mar. 4, 2021 at Temple *	20 pts./12 rbs.
Dec. 20, 2021 vs. West Virginia	14 pts./12 rbs.
Jan. 19, 2022 vs. Tulsa	17 pts./11 rbs.
Jan. 26, 2022 at SMU	19 pts./12 rbs.
Feb. 6, 2022 vs. Tulane	15 pts./10 rbs.
Feb. 9, 2022 at Temple	11 pts./15 rbs.
Feb. 24, 2022 at Wichita State	14 pts./10 rbs.
Feb. 27, 2022 at East Carolina	18 pts./17 rbs.
Nov. 7, 2022 vs. Morehead State	12 pts./10 rbs.
Nov. 13, 2022 vs. Jacksonville	25 pts./10 rbs.
Nov. 22, 2022 vs. New Hampshire	15 pts./12 rbs.
Nov. 25, 2022 vs. Georgia Tech	19 pts./21 rbs.
Nov. 27, 2022 vs. Villanova	14 pts./17 rbs.
Dec. 2, 2022 at Texas	13 pts./10 rbs.

Dec. 11, 2022 at NC State	10 pts./18 rbs.
Dec. 17, 2022 vs. La Salle	26 pts./12 rbs.

SAMMIE P'S THREES

■ To say that Florida State transfer and former McDonald's All-American Sammie Puisis has started the season hot is an understatement ... Through Dec. 18, Puisis is first in The American and second in the nation in three-point field goals made with 40 and tops in the AAC and fourth in the nation in three-point attempts with 100.

■ During Puisis' collegiate career (FSU & South Florida) the Ohio native has hit four-or-more threes 11 times.

USF WORLD: THE BULLS' INTERNATIONAL PRESENCE

■ Under the direction of Head Coach Jose Fernandez, South Florida has proven to be the gold standard when it comes to international recruiting ... Below are some notes on the international presence within the South Florida program in addition to the university as a whole.

USF rosters (excluding US-born players) since USF joined the AAC. (Int'l Players/Total Roster)

2013-14	4/16
2014-15	4/9
2015-16	7/15
2016-17	9/15
2017-18	7/12
2018-19	8/13
2019-20	11/14 *
2020-21	13/15 *
2021-22	10/14 *
2022-23	9/13*

* Includes Maria Alvarez who was born in Colombia but raised in Bal Harbour, Fla. (Miami area).

Countries represented since joining the AAC

- Belgium
- Cameroon
- Canada
- Colombia
- Croatia
- Czech Republic
- Denmark
- Finland
- Greece
- Hungary
- Italy
- Kenya
- Latvia
- Netherlands
- Portugal
- Puerto Rico

- Spain
- Sweden
- Ukraine
- United States of America
- Venezuela

USF WOMEN'S BASKETBALL NOTES

■ Since joining The American, for the 2013-14 season, South Florida has had 30 international players excel and earn AAC All-Conference or All-Tournament honors, including 18 in the past four seasons.

■ Entering this season, 21 international student-athletes have represented their countries on the international stage.

■ Five Bulls have gained extensive international experience on their Senior National Team.

■ Kitija Laksa helped Latvia to its first-ever appearance at the FIBA Women's World Cup in 2018.

■ Maria Alvarez's long-distance reputation followed her overseas as she set a FIBA record with 10 three-pointers, scoring 35 points against Belarus in her FIBA debut, a 79-75 overtime loss, in July of 2018 in Belarus ... Her 35 points were the third-best scoring performance in a FIBA U17 Tournament (at that time).

NOTABLE FORMER INTERNATIONAL USF PLAYERS

■ Kitija Laksa (2015-19) Riga, Latvia - 2020 WNBA 1st Round (11th overall) draft pick of the Seattle Storm ... Just the third player in program history to be selected in the 1st round ... Two-time WBCA All-American Honorable Mention ... Two-time WBCA All-Region selection ... Sixth all-time on USF's career scoring list, netting 1,764 points (17.8 ppg), while her scoring average is third all-time.

■ Maria Jespersen (2014-18) Arthus, Denmark - WBCA and Associated Press All-American Honorable Mention ... Two-time WBCA All-Region selection ... Is 10th on USF's all-time scoring list, scoring 1,462 points (10.9 ppg) in 134 games played ... Sixth on USF's all-time rebounding list, grabbing 891 for her career.

■ Inga Orekhova (2011-14) Sevastopol, Ukraine - 2014 WNBA 2nd Round (18th overall) draft pick of the Atlanta Dream ... 19th on USF's career scoring list, netting 1,072 points (12.3 ppg) in 87 outings.

UNIVERSITY FACTS ON USF'S INTERNATIONAL STUDENTS AND PRESENCE

■ The University of South Florida is the #1 school for International Student Enrollment in the State of Florida.

■ USF is 19th in the Nation for International Student Enrollment among public institutions.

■ USF International Students have contributed more than \$116.5 million to the Tampa Bay Region economy, supporting over 1,849 jobs.

■ International Students make up 9% of USF's student body and come from 143 different countries

■ USF has 358 partnerships with 315 partners across 72 countries, with the top international partners being:

1. Universidad del Norte, Colombia
2. University of Exeter, United Kingdom
3. Broward College, International Centers (11), U.S.
4. Yonsei University, South Korea
5. Kansai Gaidai University, Japan

Puisis' career games with four-plus 3-point FGM

- 6 _____ vs. Florida A&M (Nov. 11, 2022)
- 5 _____ vs. La Salle (Dec. 17, 2022)
- 5 _____ at Texas (Dec. 2, 2022)
- 5 _____ vs. Alabama (Nov. 16, 2022)
- 5 _____ at Virginia Tech (Dec. 31, 2020)
- 5 _____ at Clemson (Dec. 8, 2019)
- 5 _____ vs. Clemson (Jan. 21, 2021)
- 4 _____ vs. Jacksonville (Nov. 13, 2022)
- 4 _____ vs. Boston College (March 3, 2022)
- 4 _____ vs. BYU (Nov. 25, 2021)
- 4 _____ at Pittsburgh (Feb. 1, 2020)
- 4 _____ vs. LSU (Nov. 9, 2019)

HOME, SWEET HOME

■ To say that the Bulls have defended their home court over the last eight seasons is an understatement ... South Florida currently posts a dominating 102-18 record at the Yuengling Center since the 2014-15 season ... The Green and Gold has dropped just one game in three of the eight seasons, coming in 2020-21 (10-1) during the their COVID-shortened campaign, and the 2017-18 (13-1) and 2015-16 (15-1) seasons ... The Bulls posted a 14-2 slate in 2019-20 and a 10-2 mark during the 2021-22 campaign.

■ South Florida has also proven to be one of the elite teams in the American Athletic Conference, and to do that you need to win games at home ... The Bulls are 49-15 in AAC games at home.

■ Games at the Yuengling Center are no vacation for South Florida's nonconference foes ... Over the last eight seasons, the Bulls have a 52-3 record in nonconference games at home ... USF has won 48 of its last 50 games, with the only losses coming to defending 2019 National Champion Baylor, 67-62, during the 2020-21 campaign, and Louisville, 66-52, during the 2016-17 season.

■ During the last seven years, the likes of Baylor, Mississippi State, Oklahoma, LSU, Louisville, Penn State, Oklahoma State, St. John's and Texas have visited South Florida for nonconference match-ups.

PRIMED FOR THE POSTSEASON

■ South Florida has made 17 postseason tournament appearances and had eight NCAA Tournament berths in head coach Jose Fernandez's previous 22 seasons ... The all-time winningest coach in program history, Fernandez has guided South Florida to 10 20-win seasons, two WNIT Final Four appearances, the 2009 WNIT championship, and just under 400 wins entering the 2021-22 campaign.

■ Boasting a 19-13 record through the end of the American Athletic Conference Tournament during the 2019-20 season, the Bulls were poised to make their 16th postseason appearance before the NCAA shut the season down due to the COVID-19.

20, YET AGAIN!!

■ In last season's 47-46 win at Wichita State on Feb. 24, 2022, South Florida marked its 20th win of the season, the 10th time in program history that they accomplished the feat, and the first time since the 2017-18 campaign when they went 26-8 ... All of the Green and Gold's 20 win campaigns have come under head coach Jose Fernandez.

■ From the 2012-13 season through 2017-18, the Bulls posted six consecutive 20-win seasons, posting no fewer than 22 wins (22-11) with that coming during the 2012-13 campaign ... South Florida also tied its program record of 27 wins during that stretch (27-8) with that coming during the 2014-15 season.

■ The Green and Gold also had five near misses logging five 19-win campaigns, which included the three of the last seasons.

ONCE AGAIN, FACING THE NATION'S BEST

■ The Bulls have built a reputation of playing one of the top nonconference schedules in the nation year-in-and-year-out, and this season will no exception ... Once again, South Florida will play a who's who of the top names in women's college basketball.

■ This season's nonconference slate that includes 13 of the Bulls' potential 15 foes who advanced to the 2022 postseason, 11 of those opponents taking part in the NCAA Tournament ... Opponents or possible opponents that took part in the Big Dance – Georgia Tech, Michigan, Baylor, Belmont, Buffalo, Villanova, Texas, NC State, Ohio State, Arkansas and Oregon ... Opponents or possible opponents that took part in the 2022 WNIT – Alabama, Air Force.

■ Highlighting this year's schedule is a home contest with Alabama (Nov. 16), TCU (Nov. 20) in the Maggie Dixon Classic in Fort Worth, Texas, back-to-back road contests at Texas (Dec. 2) and NC State (Dec. 11) and appearances in the Gulf Coast Showcase in Fort Myers (Nov. 25-27) and the San Diego Invitational (Dec. 20-21).

■ South Florida will travel south on Interstate 75 to take part in the Gulf Coast Showcase, in Fort Myers, Fla. at Hertz Arena ... The Bulls will open the three-day tournament on Friday, Nov. 25 against Georgia Tech and will face either Michigan or Air Force on Sat., Nov. 26 in the semifinals or the consolation round ... The Gulf Coast Showcase championship game is slated for 7:30 p.m. on Sun., Nov. 27 ... Depending on the outcomes of the first two days, South Florida could find themselves on a collision course with Baylor.

■ Just before the holiday break, the Bulls head to southern California for two games in the San Diego Invitational ... During the two-day event, the Bulls will butt heads with Ohio State on Tue., Dec. 20 and either Oregon or Arkansas on Wed., Dec. 21.

WHERE USF RANKS AS A TEAM IN THE NCAA (THROUGH DEC. 18)

NCAA Statistics

South Fla. - 2022-23 Women's Basketball Ranking Summary thru games 12/18/2022

Statistic	National Rank		Conference Rank		Value National Leader		Conference Leader	
	Rank	Value	Rank	Value	Value	Leader	Value	Leader
Assist/Turnover Ratio (350 ranked)	89		4	0.99	Colorado St.	Tulsa	2.02	1.28
Assists Per Game (350 ranked)	81		4	15.3	Utah	Tulane	21.1	17.6
Blocks Per Game (350 ranked)	125		5	3.4	South Carolina	Tulsa	9.7	5.0
Field Goal Percentage (350 ranked)	65		2	44.2	Utah	Tulane	53.2	44.6
Field Goal Percentage Defense (350 ranked)	96		7	37.3	South Carolina	Tulsa	26.9	33.5
Fouls Per Game (350 ranked)	31		1	14.3	Providence	South Fla.	12.0	14.3
Free Throw Attempts Per Game (350 ranked)	226		8	15.54	Evansville	Memphis	29.12	26.17
Free Throw Percentage (350 ranked)	74		1	74.3	Green Bay	South Fla.	82.8	74.3
Free Throws Made Per Game (350 ranked)	197		8	11.54	Evansville	Memphis	20.62	16.42
Rebound Margin (350 ranked)	17		1	11.3	LSU	South Fla.	23.4	11.3
Rebounds (Defensive) Per Game (350 ranked)	72		5	28.0	Drake	Tulsa	36.6	31.2
Rebounds (Offensive) Per Game (350 ranked)	80		6	13.5	Troy	Houston	24.0	17.4
Rebounds Per Game (349 ranked)	56		7	41.54	Troy	Memphis	53.30	43.08
Scoring Defense (350 ranked)	69		3	58.2	South Carolina	East Carolina	44.3	52.3
Scoring Margin (347 ranked)	85		4	11.4	LSU	Tulsa	44.0	15.5
Scoring Offense (350 ranked)	128		6	69.6	LSU	Tulane	94.8	77.2
Steals Per Game (350 ranked)	320		11	5.8	Ohio St.	Houston	15.7	14.6
Three Point Attempts Per Game (350 ranked)	205		5	18.4	FGCU	Tulsa	33.0	31.6
Three Point Percentage (350 ranked)	29		1	36.4	UConn	South Fla.	41.6	36.4
Three Point Percentage Defense (350 ranked)	251		11	32.2	Fla. Atlantic	East Carolina	21.0	23.5
Three Pointers Per Game (350 ranked)	117		3	6.7	Columbia	Tulsa	10.8	10.6
Turnover Margin (350 ranked)	262		10	-1.77	Ohio St.	East Carolina	13.45	9.45
Turnovers Forced Per Game (350 ranked)	314		10	13.69	Niagara	East Carolina	28.33	27.09
Turnovers Per Game (350 ranked)	122		4	15.5	Colorado St.	Tulsa	8.6	13.4
Winning Percentage (343 ranked)	71		2	76.9	10 teams tied	Wichita St.	100.0	81.8

WHERE USF RANKS INDIVIDUALLY IN THE NCAA (THROUGH DEC. 18)

Statistic	Player	National Conference		Value National Leader		Conference Value Leader		Value
		Rank	Rank	Rank	Rank	Value	Value	
Assist/Turnover Ratio (250 ranked)	Aerial Wilson	57	4	2.20	Te-Hina Paopao, Oregon	5.71	Rachel Hakes, Tulane	2.62
	Elena Tsineke	231	8	1.23				
Assists (142 ranked)	Aerial Wilson	38	2	55	Taina Mair, Boston College	102	Rachel Hakes, Tulane	68
	Elena Tsineke	105	5	43				
Assists Per Game (247 ranked)	Aerial Wilson	89	4	4.2	Nika Muhi, UConn	10.0	Rachel Hakes, Tulane	6.8
	Elena Tsineke	180	6	3.6				
Blocks (120 ranked)	Dulcy Fankam Mendjiadeu	56	2	16	Brooke Flowers, Saint Louis	56	Jillian Hayes, Cincinnati	20
Blocks Per Game (203 ranked)	Dulcy Fankam Mendjiadeu	136	5	1.23	Brooke Flowers, Saint Louis	4.00	Jillian Hayes, Cincinnati	1.67
Double Doubles (43 ranked)	Dulcy Fankam Mendjiadeu	5	1	8	Angel Reese, LSU	12	Dulcy Fankam Mendjiadeu, South Fla.	8
Field Goal Attempts (148 ranked)	Elena Tsineke	32	2	170	Aneesah Morrow, DePaul	274	Danae McNeal, East Carolina	171
	Sammie Puisis	44	4	165				
Field Goal Percentage (250 ranked)	Dulcy Fankam Mendjiadeu	122	10	140				
	Elena Tsineke	182	6	42.9	Taylor Thierry, Ohio St.	73.4	Dulcy Fankam Mendjiadeu, South Fla.	58.6
Field Goals (145 ranked)	Sammie Puisis	191	7	42.4				
	Dulcy Fankam Mendjiadeu	48	2	73	Aneesah Morrow, DePaul	126	Dulcy Fankam Mendjiadeu, South Fla.	82
Free Throw Attempts (148 ranked)	Sammie Puisis	63	3	70				
	Dulcy Fankam Mendjiadeu	62	4	57	Angel Reese, LSU	100	Jillian Hayes, Cincinnati	77
Free Throw Percentage (249 ranked)					Emilee Ebert, Kansas St.	100.0	Trajata Colbert, Wichita St.	84.6
					Erin Houpt, Mercer	100.0	Rachel Hakes, Tulane	84.6
Free Throws (148 ranked)	Dulcy Fankam Mendjiadeu	106	4	39	Caitlin Clark, Iowa	81	Jillian Hayes, Cincinnati	49
Minutes Per Game (150 ranked)	Sammie Puisis	147	5	33.31	Esmeralda Morales, Portland St.	39.35	Aleah Nelson, Temple	36.75
Points (200 ranked)	Sammie Puisis	30	1	209	Maddy Siegrist, Villanova	333	Sammie Puisis, South Fla.	209
	Dulcy Fankam Mendjiadeu	39	2	203				
Points Per Game (248 ranked)	Elena Tsineke	112	2	16.1	Keishana Washington, Drexel	29.5	Aleah Nelson, Temple	16.2
	Sammie Puisis	114	3	16.1				
Rebounds (145 ranked)	Dulcy Fankam Mendjiadeu	137	4	15.6				
	Dulcy Fankam Mendjiadeu	2	1	150	Angel Reese, LSU	176	Dulcy Fankam Mendjiadeu, South Fla.	150
Rebounds (Defensive) Per Game (30 ranked)	Carla Brito	121	7	84				
	Dulcy Fankam Mendjiadeu	21	3	7.3	Lauren Gustin, BYU	10.4	Jane Asinde, Wichita St.	8.2
Rebounds (Offensive) Per Game (28 ranked)	Dulcy Fankam Mendjiadeu	12	2	4.2	Angel Reese, LSU	5.8	Destiny Thomas, UCF	5.8
					Destiny Thomas, UCF	5.8		
Rebounds Per Game (249 ranked)	Dulcy Fankam Mendjiadeu	9	2	11.5	Angel Reese, LSU	14.7	Destiny Thomas, UCF	12.4
Steals (128 ranked)					Dontavia Waggoner, Boston College	49	Danae McNeal, East Carolina	29
Steals Per Game (243 ranked)					Ny'Ceara Pryor, Sacred Heart	4.20	Danae McNeal, East Carolina	2.64
Three Point Attempts (140 ranked)	Sammie Puisis	4	1	100	Darrione Rogers, DePaul	106	Sammie Puisis, South Fla.	100
Three Point Percentage (215 ranked)	Sammie Puisis	97	7	40.0	Sny Tuelle, Campbell	56.5	Delanie Crawford, Tulsa	46.8
Three Pointers (150 ranked)	Sammie Puisis	2	1	40	Abbey Hsu, Columbia	41	Sammie Puisis, South Fla.	40
Three Pointers Per Game (246 ranked)	Sammie Puisis	15	2	3.08	Sny Tuelle, Campbell	3.71	Marta Galic, Tulane	3.30
Triple Doubles (2 ranked)					Megan McConnell, Duquesne	2		

USF TV/RADIO PHOTO ROSTER

0



**Caitlin
MCGEE**

F | 6-1 | R-So.
Jacksonville, Fla.

1



**Maria
ALVAREZ**

G | 5-7 | Jr.
Bal Harbour, Fla.

2



**Priscilla
WILLIAMS**

G | 6-2 | Fr.
Houston, Texas

3



**Sammie
PUISIS**

G | 6-1 | Jr.
Mason, Ohio


5



**Elena
TSINEKE**

G | 5-8 | Sr.
Thessaloniki, Greece


10



**Janette
AARNIO**

G | 5-11 | Fr.
Vantaa, Finland


12



**Marina
ASENSIO**

PG | 5-8 | Fr.
Sabadell, Spain

14



**Emma
JOHANSSON**

F/C | 6-3 | Fr.
Jonkoping, Sweden

20



**Daniela
GONZALEZ**

F | 6-0 | Fr.
Jamundi, Colombia

22



**Aerial
WILSON**

PG | 5-10 | R-Jr.
Dundas, Ontario, Canada

24



**Bella
WEARY**

G | 5-10 | So.
Jacksonville, Fla.

32



**Dulcy
FANKAM MENDJIADEU**

F | 6-4 | R-Sr.
Nkongsamba, Cameroon

55



**Carla
BRITO**

W | 5-11 | Fr.
Las Palmas, Spain

HEAD COACH



**Jose
FERNANDEZ**

USF ALL-TIME IN OVERTIME

■ Overtime Games: 29-13
 ■ 23-8 under Jose Fernandez

Year	Opponent	W/L	Score
2/21/75	vs. Rollins	W	64-62 (OT)
2/18/78	at Florida State	L	76-84 (OT)
12/3/81	at Youngstown State	W	63-61 (OT)
12/17/83	Florida A&M	W	66-64 (OT)
1/22/84	Alabama State	W	102-96 (3OT)
2/15/84	Florida Southern	L	61-64 (OT)
1/30/93	Virginia Tech	L	83-85 (OT)
2/15/93	at Mercer	L	72-73 (OT)
1/8/94	Charlotte	W	77-69 (OT)
12/4/98	Chattanooga	W	77-76 (OT)
12/16/98	Minnesota	L	64-68 (OT)

12/18/00	Western Kentucky	L	81-84 (OT)
1/28/01	Memphis	L	71-81 (OT)
11/30/02	Bethune-Cookman	W	66-59 (OT)
2/2/04	#18 TCU	W	89-84 (2OT)
2/6/04	at Cincinnati	W	66-64 (OT)
12/1/04	at #8 Connecticut	L	65-75 (OT)
12/7/05	#11 DePaul	W	79-77 (OT)
1/28/06	at #21 Notre Dame	W	68-64 (OT)
12/29/06	at Saint Joseph's	W	80-76 (OT)
1/13/07	Notre Dame	W	87-78 (OT)
11/28/08	vs. Iowa	W	82-79 (OT)
3/8/08	vs Syracuse	W	68-67 (OT)
1/10/09	St. John's	W	81-71 (OT)
3/21/09	FGCU	W	88-81 (OT)
11/13/09	Florida A&M	L	73-68 (OT)
11/28/09	Loyola Marymount	W	77-71 (OT)

12/18/10	UNLV	W	59-54 (OT)
11/12/11	vs. Arkansas	L	65-61 (OT)
11/23/11	vs. Central Michigan	W	86-80 (OT)
1/17/12	DePaul	W	66-63 (OT)
2/27/12	Providence	W	64-56 (OT)
11/13/12	at Clemson	W	75-73 (OT)
1/8/13	Notre Dame	L	75-71 (OT)
3/25/13	vs. California	L	82-79 (OT)
12/21/14	at Penn State	W	90-87 (OT)
1/20/16	at Memphis	L	88-87 (OT)
12/20/17	vs Dayton	W	93-87 (OT)
2/18/18	at UCF	W	77-68 (OT)
12/5/20	#6 Mississippi St.	W	67-63 (OT)
2/17/21	Cincinnati	W	69-65 (OT)
1/22/22	Temple	W	75-67 (OT)

USF VS. RANKED OPPONENTS

■ Overall vs. Ranked Opponents: 20-94
 ■ 18-94 under Jose Fernandez

Date	Opponent	Rank	Score
1/31/94	Southern Miss	24	W, 80-74
2/23/97	Tulane	24	W, 80-71
12/28/02	Connecticut	2	L, 56-72
1/19/03	at DePaul	24	L, 57-63
1/4/04	at Georgia	12	L, 65-92
1/18/04	DePaul	17	L, 74-84
1/31/04	Houston	24	L, 57-62
2/2/04	TCU	18	W, 89-84 (2OT)
11/14/04	at Duke	6	L, 50-82
12/1/04	at Connecticut	8	L, 65-75 (OT)
1/30/05	at DePaul	17	L, 66-74
12/2/05	at North Carolina	7	L, 47-71
12/7/05	DePaul	11	W, 79-77 (OT)
12/10/05	Michigan State	13	L, 66-81
12/30/05	at LSU	3	L, 44-87
1/11/06	Rutgers	10	L, 65-66
1/24/06	at Connecticut	5	L, 47-77
1/28/06	at Notre Dame	21	W, 68-64 (OT)
2/5/06	at St. John's	25	L, 71-78
12/3/06	at Michigan State	20/18	L, 71-79
12/12/06	vs. Vanderbilt	12/12	L, 68-76
1/3/07	LSU	6/6	L, 48-60
1/16/07	Louisville	15/15	W, 74-58
1/20/07	at Pittsburgh	25/RV	L, 48-73
2/20/07	Connecticut	3/3	L, 67-81
2/24/07	at Marquette	19/19	L, 63-75
3/4/07	vs. Connecticut	3/3	L, 54-74
11/15/07	vs. Duke	10/9	L, 52-89
1/5/08	West Virginia	17/16	L, 73-79
1/30/08	at Connecticut	1/1	L, 48-71
2/5/08	DePaul	25/25	W, 78-73
2/16/08	Rutgers	5/4	L, 50-71
2/27/08	at Notre Dame	14/14	L, 49-92
3/9/08	vs. West Virginia	14/18	L, 42-64
11/27/08	vs. California	3/4	L, 55-85
1/06/09	Connecticut	1/1	L, 37-83

Date	Opponent	Rank	Score
1/14/09	Louisville	7/11	L, 60-76
2/17/09	Notre Dame	24/24	L, 79-86
3/08/09	vs. Connecticut	1/1	L, 42-79
1/4/10	at Connecticut	1/1	L, 42-84
1/9/10	Georgetown	RV/25	L, 52-66
1/12/10	at Notre Dame	3/3	L, 64-81
1/16/10	Syracuse	25/25	W, 73-64
2/20/10	West Virginia	9/8	L, 45-54
12/2/10	Connecticut	1/1	L, 54-80
1/11/11	at DePaul	14/21	L, 61-77
1/22/11	at West Virginia	9/9	L, 52-78
2/5/11	Notre Dame	8/8	L, 68-76
2/8/11	at Georgetown	16/16	L, 38-67
2/16/11	St. John's	RV/22	L, 60-80
2/28/11	Georgetown	17/19	W, 60-55
1/7/12	Georgetown	16/16	L, 56-66
1/17/12	DePaul	14/21	W, 66-63 (OT)
1/27/12	at Connecticut	1/1	L, 62-77
2/1/12	West Virginia	9/9	L, 52-55
2/8/12	at St. John's	RV/22	L, 57-67
2/25/12	at Notre Dame	8/8	L, 68-80
3/3/12	vs. DePaul	14/21	L, 62-76
12/16/12	Nebraska	24/24	L, 52-62
1/8/13	Notre Dame	8/8	L, 71-75 (OT)
1/30/13	Louisville	12/12	L, 75-78
2/20/13	at Louisville	11/12	W, 73-62
2/23/13	Syracuse	18/21	W, 68-66
3/2/13	Connecticut	1/1	L, 51-85
3/10/13	vs. Notre Dame	2/2	L, 66-75
3/25/13	vs. California	6/6	L, 78-82 (OT)
11/8/13	Maryland	6/8	L, 70-78
12/14/13	vs. Oklahoma State	14/18	L, 56-75
1/12/14	Louisville	5/5	L, 54-62
1/26/14	at Connecticut	1/1	L, 53-81
2/2/14	at Louisville	5/5	L, 59-79
2/16/14	Connecticut	1/1	L, 38-63
3/9/14	vs. Louisville	3/4	L, 56-60
11/19/14	at Maryland	8/9	L, 67-85
11/29/14	vs. Kentucky	9/10	L, 57-61

Date	Opponent	Rank	Score
1/18/15	at Connecticut	2/2	L, 50-92
3/2/15	Connecticut	1/1	L, 65-88
3/9/15	vs. Connecticut	1/1	L, 70-84
3/23/15	Louisville	8/8	L, 52-60
11/19/15	at Baylor	5/4	L, 63-65
12/30/15	vs. Mississippi State	8/8	L, 58-68
1/10/16	UConn	1/1	L, 59-75
2/15/16	at Louisville	11/12	L, 50-67
2/29/16	at UConn	1/1	L, 59-79
3/7/16	vs. UConn	1/1	L, 51-77
3/19/16	vs. Colorado State	22/22	W, 48-45
3/21/16	at UCLA	10/12	L, 67-72
1/10/17	at UConn	1/1	L, 37-102
1/22/17	Louisville	9/8	L, 52-66
2/19/17	Temple	RV/25	L, 71-77
2/27/17	UConn	1/1	L, 68-96
3/5/17	Temple	25/21	W, 63-58
3/6/17	UConn	1/1	L, 44-100
2/11/18	Ohio State	13/13	W, 84-65
1/13/19	at UConn	3/2	L, 46-63
3/4/19	vs. UConn	2/2	L, 47-57
3/10/19	vs. UConn	2/2	L, 45-81
11/8/19	Texas	15/15	W, 64-57
11/19/19	at Baylor	2/2	L, 46-58
12/19/19	vs. Mississippi State	15/15	L, 61-86
2/16/20	vs. UConn	5/6	L, 47-67
3/2/20	at UConn	5/4	L, 39-80
3/8/20	vs. UConn	5/4	L, 38-79
12/1/20	Baylor	4/4	L, 62-67
12/5/20	Mississippi State	6/7	W, 67-63
3/23/21	vs. NC State	3/3	L, 79-67
11/15/21	at Tennessee	16/12	L, 52-49
11/21/21	vs. UConn	2/2	L, 60-53
11/22/21	vs. Oregon	9/9	W, 71-62
11/26/21	vs. Stanford	7/5	W, 57-54
11/26/22	vs. Michigan	22/23	L, 63-58
11/27/22	vs. Villanova	23	L, 72-50
12/2/22	at Texas	22/18	W, 70-65
12/11/22	at NC State	8/10	L, 65-57

USF CAREER HIGHS

0 - CAITLIN MCGEE

(* CAREER-HIGH AT OLE MISS)

Points	13, 2X, vs. Mississippi Valley State (11/14/21) *
Rebounds:	10, at Missouri (2/3/22) *
Field Goals Made	6, vs. McNeese State (11/30/20) *
Field Goals Attempted	8 vs. McNeese State (11/30/20) *
Three-Point Field Goals Made	1, vs. Kansas (12/03/20) *
Three-Point Field Goals Attempted:	2, 2X, last vs. Mississippi State (1/10/21) *
Free Throws Made	5, vs. New Orleans (12/1/21) *
Free Throws Attempted	5 vs. New Orleans (12/1/21) *
Assists	2, 3X, last vs. New Orleans (12/1/21) *
Steals	2, 2X, last at Auburn (2/24/22) *
Blocks	3, 2X, last vs. Florida (3/4/22) *
Minutes	23 vs. Georgia (1/30/22) *

1 - MARIA ALVAREZ

Points	23 vs. Houston (1/19/21)
Rebounds	6, 2X, last at UNLV (12/21/19)
Field Goals Made	7, 2X, last vs. Houston (1/19/21)
Field Goals Attempted	14 vs. Notre Dame (11/30/19)
Three-Point Field Goals Made	6, 2X, last vs. Houston (1/19/21)
Three-Point Field Goals Attempted	13 vs. Notre Dame (11/30/19)
Free Throws Made	4, 5X, last vs. East Carolina (1/2/21)
Free Throws Attempted	4, 5X, last vs. East Carolina (1/2/21)
Assists	7 at Cincinnati (1/5/22)
Steals	3, at Tulane (1/13/21)
Blocks	1, 3X, last at Wichita State (2/24/22)
Minutes	40 at Cincinnati (1/5/22)

2 - PRISCILLA WILLIAMS

(* CAREER-HIGH AT SYRACUSE)

Points	26 vs. Miami (Fla.) (1/17/21) *
Rebounds	10 vs. Boston College (2/25/21) *
Field Goals Made	9 vs. Miami (Fla.) (1/17/21) *
Field Goals Attempted	17 vs. North Carolina (1/19/21) *
Three-Point Field Goals Made	8 vs. Lincoln (Pa.) (12/2/20) *
Three-Point Field Goals Attempted	11, 2X, last vs. Notre Dame (1/31/21) *
Free Throws Made	6 vs. Boston College (3/4/21) *
Free Throws Attempted	6 vs. Boston College (3/4/21) *
Assists	3 vs. Notre Dame (1/31/21) *
Steals	2, 4X, last vs. NC State (2/28/21) *
Blocks	1, 5X, last vs. La Salle (12/17/22)
Minutes	36 vs. Boston College (2/25/21) *

3 - SAMMIE PUISIS

(* CAREER-HIGH AT FLORIDA STATE)

Points	26 vs. Alabama (11/16/22)
Rebounds	9, 3X, last vs. Jacksonville (11/13/22)
Field Goals Made	10 at Texas (12/2/22)
Field Goals Attempted	14 at NC State (12/11/22)
Three-Point Field Goals Made	6 vs. Florida A&M (11/11/22)
Three-Point Field Goals Attempted	12, 2X, last vs. Florida A&M (11/11/22)
Free Throws Made	7 vs. Alabama (11/16/22)
Free Throws Attempted	7 vs. Alabama (11/16/22)
Assists	4, 2X, last vs. Jacksonville (11/13/22)
Steals	4 at Miami (FL) (1/05/20) *
Blocks	1, 5X, last at Texas (12/2/22)
Minutes	50 vs. Clemson (1/21/2021) *

5 - ELENA TSINEKE

Points	31 vs. Wichita State (1/6/21)
Rebounds	9 vs. La Salle (12/17/22)
Field Goals Made	11 vs. Wichita State (1/6/21)
Field Goals Attempted	24 vs. NC State (3/22/21)
Three-Point Field Goals Made	5 vs. Wichita State (1/6/21)
Three-Point Field Goals Attempted	10 vs. NC State (3/23/21)
Free Throws Made	10 vs. Temple (1/22/22)
Free Throws Attempted	12 vs. Temple (1/22/22)
Assists	7, 3X, last vs. Marshall (12/14/22)
Steals	4, 3X, last at Texas (12/2/22)
Blocks	3 at NC State (12/11/22)
Minutes	40, 2X, last vs. UCF (3/10/22)

10 - JANETTE AARNIO

Points	8 vs. Morehead State (11/7/22)
Rebounds	2, 2X, last vs. Villanova (11/27/22)
Field Goals Made	2, 3X, last vs. New Hampshire (11/22/22)
Field Goals Attempted	5 vs. Morehead State (11/7/22)
Three-Point Field Goals Made	1 vs. Florida A&M (11/11/22)
Three-Point Field Goals Attempted	1, 2X, last vs. Florida A&M (11/11/22)
Free Throws Made	4 vs. Morehead State (11/7/22)
Free Throws Attempted	4, 2X, last vs. Jacksonville (11/13/22)
Assists	4 vs. Morehead State (11/7/22)
Steals	2 vs. Morehead State (11/7/22)
Blocks	1 vs. Morehead State (11/7/22)
Minutes	24 vs. Morehead State (11/7/22)

12 - MARINA ASENSIO

Points	4 vs. Morehead State (11/7/22)
Rebounds	5 vs. Jacksonville (11/13/22)
Field Goals Made	1, 2X, last vs. New Hampshire (11/22/22)
Field Goals Attempted	5 vs. New Hampshire (11/22/22)
Three-Point Field Goals Made	1 vs. New Hampshire (11/22/22)
Three-Point Field Goals Attempted	4 vs. New Hampshire (11/22/22)
Free Throws Made	2 vs. Morehead State (11/7/22)
Free Throws Attempted	2 vs. Morehead State (11/7/22)
Assists	7 vs. Florida A&M (11/11/22)
Steals	2, 2X, last vs. Villanova (11/27/22)
Blocks	-
Minutes	24 vs. Villanova (11/27/22)

14 - EMMA JOHANSSON

Points	9 vs. Morehead State (11/7/22)
Rebounds	6 vs. Morehead State (11/7/22)
Field Goals Made	3 vs. Morehead State (11/7/22)
Field Goals Attempted	3 vs. Morehead State (11/7/22)
Three-Point Field Goals Made	1, 2X, last at NC State (12/11/22)
Three-Point Field Goals Attempted	1, 3X, last at NC State (12/11/22)
Free Throws Made	2, 3X, last vs. Villanova (11/27/22)
Free Throws Attempted	6 vs. Villanova (11/27/22)
Assists	1, 3X, last vs. Marshall (12/14/22)
Steals	1, 2X, vs. Marshall (12/14/22)
Blocks	2, 2X, last vs. Jacksonville (11/13/22)
Minutes	19 vs. Morehead State (11/7/22)

USF CAREER HIGHS

20 - DANIELA GONZALEZ

Points	9 vs. Georgia Tech (11/25/22)
Rebounds	8 vs. Marshall (12/14/22)
Field Goals Made	3, 2X, last vs. Georgia Tech (11/25/22)
Field Goals Attempted	7 vs. Georgia Tech (11/25/22)
Three-Point Field Goals Made	1, 3X, last vs. Marshall (12/14/22)
Three-Point Field Goals Attempted	2, 3X, last vs. La Salle (12/17/22)
Free Throws Made	3 vs. Georgia Tech (11/25/22)
Free Throws Attempted	4 vs. Georgia Tech (11/25/22)
Assists	1, 2X, last vs. Michigan (11/26/22)
Steals	1, 2X, last at NC State (12/11/22)
Blocks	1, 2X, last vs. Villanova (11/27/22)
Minutes	23 vs. New Hampshire (11/22/22)

22 - AERIAL WILSON

(* CAREER-HIGH AT MEMPHIS)

Points	10, 2X, last at Cincinnati (1/20/21)*
Rebounds	9, vs. Liberty (12/6/20)*
Field Goals Made	4, 3X, last vs. SMU (1/21/20)*
Field Goals Attempted	11, vs. Cincinnati (3/8/21)*
Three-Point Field Goals Made	2, vs. SMU (3/6/20)*
Three-Point Field Goals Attempted	5, vs. Cincinnati (13/8/21)*
Free Throws Made	3, 2X, last vs. Jacksonville (11/13/22)
Free Throws Attempted	6, 2X, last vs. Jacksonville (11/13/22)
Assists	10, 2X, last vs. East Carolina (2/6/21)*
Steals	5, 2X, last vs. George Washington (11/17/19)*
Blocks	2 vs. Alabama (11/16/22)
Minutes	40, 4X, last vs. Cincinnati (3/8/21)*

24 - BELLA WEARY

Points	3 vs. Stetson (12/15/21)
Rebounds	1, 3X, last vs. Jacksonville (12/29/21)
Field Goals Made	1 vs. Stetson (12/15/21)
Field Goals Attempted	2 vs. Stetson (12/15/21)
Three-Point Field Goals Made	1 vs. Stetson (12/15/21)
Three-Point Field Goals Attempted	1, 3X, last vs. High Point (12/17/21)
Free Throws Made	0
Free Throws Attempted	0
Assists	1 vs. Stetson (12/15/21)
Steals	0
Blocks	0
Minutes	5, 2X, vs. Jacksonville (12/29/21)

32 - DULCY FANKAM MENDJIADEU

(* CAREER-HIGH AT MEMPHIS)

Points	26, 2X, last vs. La Salle (12/17/22)
Rebounds	21 vs. Georgia Tech (11/25/22)
Field Goals Made	11 vs. Jacksonville (11/13/22)
Field Goals Attempted	17 at Saint Louis (12/4/20)*
Three-Point Field Goals Made	0
Three-Point Field Goals Attempted	1, 3X, last vs. Temple (1/22/22)
Free Throws Made	9 vs. UConn (1/14/20)*
Free Throws Attempted	10, 3X, last vs. La Salle (12/17/22)
Assists	3 vs. Jacksonville (11/13/22)
Steals	6 vs. Tulane (2/23/21)*
Blocks	5 vs. Alabama (11/16/22)
Minutes	41 vs. Temple (1/22/22)

55 - CARLA BRITO

Points	26 vs. New Hampshire (11/22/22)
Rebounds	10, 3X, last vs. New Hampshire (11/22/22)
Field Goals Made	10 vs. New Hampshire (11/22/22)
Field Goals Attempted	16 vs. New Hampshire (11/22/22)
Three-Point Field Goals Made	1, 4X, last at NC State (12/11/22)
Three-Point Field Goals Attempted	5 at NC State (12/11/22)
Free Throws Made	6 vs. New Hampshire (11/22/22)
Free Throws Attempted	6, 2X, last vs. New Hampshire (11/22/22)
Assists	4 vs. Florida A&M (11/11/22)
Steals	3 vs. New Hampshire (11/22/22)
Blocks	1, 3X, last vs. Michigan (11/26/22)
Minutes	38 vs. New Hampshire (11/22/22)

NOV. 20, 2022 | AT TCU | FORT WORTH, TEXAS



Official Basketball Box Score - Final
South Fla. at TCU
11/20/22 Ed and Rae Schlimmer Arena, Fort Worth
2022-23 Women's Basketball
Game Time: 1:00 PM
Game Duration: 2:01
Attendance: 201
Officials: Roy Gulbayan, Missy Brooks, Nick Marshall

Box score table for South Fla. - 66 vs TCU - 59. Includes player stats (Min, FG, 3P, FT, Rebounds, Fouls, TP, AS, TO, ST, Blocks) and shooting by period.

Additional box score table for TCU - 59 vs South Fla. - 66, including player stats and shooting by period.

Summary statistics table for South Fla. vs TCU, including biggest lead, best scoring run, and time with lead.

NOV. 25, 2022 | VS. GEORGIA TECH | FT. MYERS, FLA.



Official Basketball Box Score - Final
South Fla. at Georgia Tech
11/25/22 Hertz Arena, Estero
Gulf Coast Showcase - Game 4
Game Time: 7:30 PM
Game Duration: 1:48
Attendance: 275
Officials: Kevin Pethel, Carla Fountain, Tara Cruise

Box score table for South Fla. - 63 vs Georgia Tech - 50. Includes player stats and shooting by period.

Additional box score table for Georgia Tech - 50 vs South Fla. - 63, including player stats and shooting by period.

Summary statistics table for South Fla. vs Georgia Tech, including biggest lead, best scoring run, and time with lead.

NOV. 22, 2022 | NEW HAMPSHIRE | TAMPA, FLA.



Official Basketball Box Score - Final
New Hampshire at South Fla.
11/22/22 Yuengling Center, Tampa
2022-23 Women's Basketball
Game Time: 7:00 PM
Game Duration: 1:50
Attendance: 1,888
Officials: Joseph Vaszity, John Capolino, Chastity Taylor

Box score table for New Hampshire - 57 vs South Fla. - 75. Includes player stats and shooting by period.

Additional box score table for South Fla. - 75 vs New Hampshire - 57, including player stats and shooting by period.

Summary statistics table for New Hampshire vs South Fla., including biggest lead, best scoring run, and time with lead.

NOV. 26, 2022 | VS. NO. 22/23 MICHIGAN | FT. MYERS, FLA.



Official Basketball Box Score - Final
South Fla. at Michigan
11/26/22 Hertz Arena, Estero
Gulf Coast Showcase - Game 8
Game Time: 7:30 PM
Game Duration: 1:38
Attendance: 237
Officials: Kevin Pethel, Angie Eklund, Ivy Seales

Box score table for South Fla. - 58 vs Michigan - 63. Includes player stats and shooting by period.

Additional box score table for Michigan - 63 vs South Fla. - 58, including player stats and shooting by period.

Summary statistics table for South Fla. vs Michigan, including biggest lead, best scoring run, and time with lead.

NOV. 27, 2022 | VS. NO. 23/RV VILLANOVA | FT. MYERS, FLA.

NCAA logo, South Fla. at Villanova, Official Basketball Box Score - Final, Game Time: 5:00 PM, Game Duration: 1:33, Attendance: 547, Officials: Tiera Cruse, Sal Esho, Mark Berger

South Fla. - 50, Record: 7-2. Player stats table with columns for NO. Name, Min, FG, 3P, FT, Rebounds, Fouls, TP, AS, TO, ST, Blocks, +/- and Team totals. Includes Shooting By Period and Technical Fouls: NONE.

Villanova - 72, Record: 6-1. Player stats table with columns for NO. Name, Min, FG, 3P, FT, Rebounds, Fouls, TP, AS, TO, ST, Blocks, +/- and Team totals. Includes Shooting By Period and Technical Fouls: NONE.

Summary table comparing USF and VIL with columns for Biggest lead, Best Scoring Run, Lead Changes, Times Tied, Time with Lead, Points from Turnovers, Paint, Second Chance, Fast Breaks, Bench, and Period by Period Scoring.

DEC. 2, 2022 | NO. 22/18 TEXAS | AUSTIN, TEXAS

NCAA logo, South Fla. at Texas, Official Basketball Box Score - Final, Game Time: 6:00 PM, Game Duration: 1:58, Attendance: 5021, Officials: Felicia Grinter, Maj Forsberg, Michael McConnell

South Fla. - 70, Record: 8-2. Player stats table with columns for NO. Name, Min, FG, 3P, FT, Rebounds, Fouls, TP, AS, TO, ST, Blocks, +/- and Team totals. Includes Shooting By Period and Technical Fouls: NONE.

Texas - 65, Record: 3-4. Player stats table with columns for NO. Name, Min, FG, 3P, FT, Rebounds, Fouls, TP, AS, TO, ST, Blocks, +/- and Team totals. Includes Shooting By Period and Technical Fouls: NONE.

Summary table comparing USF and TEX with columns for Biggest lead, Best Scoring Run, Lead Changes, Times Tied, Time with Lead, Points from Turnovers, Paint, Second Chance, Fast Breaks, Bench, and Period by Period Scoring.

DEC. 11, 2022 | AT NO. 8/10 NC STATE | RALEIGH, N.C.

NCAA logo, South Fla. at NC State, Official Basketball Box Score - Final, Game Time: 2:00 PM, Game Duration: 1:43, Attendance: 5,269, Officials: Joseph Vaszty, Jeffrey Smith, Teresa Stack

South Fla. - 57, Record: 8-3. Player stats table with columns for NO. Name, Min, FG, 3P, FT, Rebounds, Fouls, TP, AS, TO, ST, Blocks, +/- and Team totals. Includes Shooting By Period and Technical Fouls: Coach 2nd 0-35.

NC State - 65, Record: 9-1. Player stats table with columns for NO. Name, Min, FG, 3P, FT, Rebounds, Fouls, TP, AS, TO, ST, Blocks, +/- and Team totals. Includes Shooting By Period and Technical Fouls: NONE.

Summary table comparing USF and NCSU with columns for Biggest lead, Best Scoring Run, Lead Changes, Times Tied, Time with Lead, Points from Turnovers, Paint, Second Chance, Fast Breaks, Bench, and Period by Period Scoring.

DEC. 14, 2022 | MARSHALL | TAMPA, FLA.

NCAA logo, Marshall at South Fla., Official Basketball Box Score - Final, Game Time: 11:00 AM, Game Duration: 1:38, Attendance: 5,573, Officials: Tiera Cruse, Kelsey Reynolds, Kara Negron

Marshall - 68, Record: 5-4. Player stats table with columns for NO. Name, Min, FG, 3P, FT, Rebounds, Fouls, TP, AS, TO, ST, Blocks, +/- and Team totals. Includes Shooting By Period and Technical Fouls: Scott 3rd 4-41.

South Fla. - 77, Record: 9-3. Player stats table with columns for NO. Name, Min, FG, 3P, FT, Rebounds, Fouls, TP, AS, TO, ST, Blocks, +/- and Team totals. Includes Shooting By Period and Technical Fouls: Tsineke 3rd 4-41.

Summary table comparing MAR and USF with columns for Biggest lead, Best Scoring Run, Lead Changes, Times Tied, Time with Lead, Points from Turnovers, Paint, Second Chance, Fast Breaks, Bench, and Period by Period Scoring.

DEC. 17, 2022 | LA SALLE | TAMPA, FLA.



Official Basketball Box Score - Final
La Salle at South Fla.
 12/17/22 Yuengling Center, Tampa
 2022-23 Women's Basketball

Game Time: 1:00 PM
 Game Duration: 1:47
 Attendance: 2,108

Officials: Bruce Morris, Salf Eshe, Ashlee Goode

La Salle - 50

Record: 8-5

NO. Name	Min	FG			3P			FT			Rebounds		Fouls		TP	AS	TO	ST	Blocks		+/-	
		M-A	M-A	M-A	M-A	M-A	M-A	OR	DR	TOT	PF	FD	BS	BA								
15 Kayla Spruill	F 25:31	3-5	1-2	0-0	0	3	3	4	2	7	2	0	3	1	0	-4						
10 Claire Jacobs	G 24:47	4-14	1-5	1-1	2	2	4	5	2	10	1	3	0	0	2	-2						
12 Molly Masciantonio	G 26:45	1-4	1-1	1-2	0	3	3	2	2	4	1	2	2	0	0	-11						
14 Charity Shears	G 22:55	1-2	1-2	2-2	1	3	4	0	1	5	0	0	1	0	0	-14						
24 Amy Jacobs	G 20:23	0-6	0-5	0-0	1	3	4	2	0	0	1	3	1	1	0	-8						
2 Gabby Crawford	14:29	1-4	0-3	0-0	0	0	0	0	0	2	0	0	1	0	0	-21						
4 Fiona Connolly	09:32	1-2	0-0	0-0	0	1	1	0	1	2	0	0	1	0	0	-4						
13 Mia Jacobs	19:05	4-8	0-2	7-11	0	0	0	0	6	15	1	5	1	0	1	-20						
21 Jaye Haynes	16:49	1-3	0-0	0-0	1	1	1	0	0	2	1	1	1	0	0	-15						
25 Julia Jekot	08:35	0-1	0-0	0-0	1	1	2	1	1	0	0	0	0	0	0	-12						
11 Emma Egan	03:43	0-1	0-0	0-0	0	0	0	0	0	0	1	1	0	0	0	-10						
3 Emilee Tahata	03:56	0-1	0-0	0-0	0	0	0	0	0	0	0	0	0	0	1	-2						
20 Gabriela Falcao	03:30	1-2	1-1	0-0	0	0	0	0	0	3	0	0	0	0	0	-2						
Team																						
Totals		17-53	5-21	11-16	7	20	27	15	15	50	8	16	11	2	4	-25						

Dead Ball Rebounds: 3, 0

Technical Fouls: Bench 3rd 3:04

Shooting By Period

1 st FG%	4-17	23.5%
3PT%	1-8	12.5%
FT%	0-1	0%
2 nd FG%	7-13	53.8%
3PT%	2-3	66.7%
FT%	3-3	100%
3 rd FG%	2-9	22.2%
3PT%	0-3	0.0%
FT%	6-8	75%
4 th FG%	4-14	28.6%
3PT%	2-7	28.6%
FT%	2-4	50%
GM FG%	17-53	32.1%
3PT%	5-21	23.8%
FT%	11-16	68.8%

South Fla. - 75

Record: 10-3

NO. Name	Min	FG			3P			FT			Rebounds		Fouls		TP	AS	TO	ST	Blocks		+/-	
		M-A	M-A	M-A	M-A	M-A	M-A	OR	DR	TOT	PF	FD	BS	BA								
20 Daniela Gonzalez	F 20:10	1-5	0-2	1-3	0	4	4	1	2	3	1	0	2	1	0	10						
32 Dulcy Fankam Mendjadedou	F 32:16	9-15	0-0	8-10	6	6	12	2	6	26	0	0	2	0	2	24						
55 Carla Brito	F 23:38	3-7	0-0	2-2	1	3	4	3	2	8	1	3	2	0	0	19						
5 Elena Tsineke	G 26:03	4-11	2-4	0-0	6	3	9	1	0	10	6	4	1	0	0	26						
22 Aerial Wilson	G 19:31	0-2	0-2	0-0	0	1	1	1	1	0	3	2	0	2	0	17						
14 Emma Johansson	09:04	0-2	0-0	0-0	0	1	1	0	0	0	1	0	0	0	0	3						
1 Maria Alvarez	14:52	0-5	0-5	0-0	0	1	1	2	1	0	2	1	0	0	0	5						
2 Priscilla Williams	12:47	4-6	4-6	0-0	0	3	3	1	0	12	0	3	0	1	0	-6						
3 Sammie Puisis	28:52	5-9	5-8	1-2	2	2	4	2	2	16	1	1	1	0	0	21						
12 Marina Asensio	08:11	0-0	0-0	0-0	0	2	2	1	0	0	4	2	0	0	0	8						
10 Janette Aarnio	04:36	0-0	0-0	0-0	0	0	0	1	0	0	0	1	0	0	0	0						
Team																						
Totals		26-62	11-29	12-17	19	31	50	15	14	75	19	18	8	4	2	25						

Dead Ball Rebounds: 2, 0

Technical Fouls: NONE

Shooting By Period

1 st FG%	5-14	35.7%
3PT%	2-8	25.0%
FT%	0-2	0%
2 nd FG%	8-14	57.1%
3PT%	4-5	80.0%
FT%	4-4	100%
3 rd FG%	5-16	31.3%
3PT%	2-6	33.3%
FT%	5-8	62.5%
4 th FG%	8-18	44.4%
3PT%	3-10	30.0%
FT%	3-3	100%
GM FG%	26-62	41.9%
3PT%	11-29	37.9%
FT%	12-17	70.6%

	LAS	USF
Biggest lead	0 (1 st 10:00)	25 (4 th 2:23)
Best Scoring Run	8 (2 nd 9:25)	12 (2 nd 4:51)
Lead Changes	0	0
Times Tied	2	0
Time with Lead	00:00	37:46

	LAS	USF
Points from Turnovers	13	20
Paint	22	30
Second Chance	2	16
Fast Breaks	2	8
Bench	24	28

	LAS	USF
Period by Period Scoring		
1st	9	19
2nd	10	12
3rd	10	12
4th	12	24
TOT	50	75

DEC. 21, 2022 | VS. OREGON/ARKANSAS | SAN DIEGO, CALIF.

JAN. 30, 2023 | AT TULANE | NEW ORLEANS, LA.



2022-23 South Fla. Women's Basketball Combined Team Statistics All games

Game Records

Record	Overall	Home	Away	Neutral
ALL GAMES	10-3	7-0	2-1	1-2
CONFERENCE	0-0	0-0	0-0	0-0
NON-CONFERENCE	10-3	7-0	2-1	1-2

Score by Periods

Team	1st	2nd	3rd	4th	OT	TOT
South Fla.	226	210	238	231	0	905
Opponents	180	182	184	211	0	757

Team Box Score

No.	Player				Total		3-Point		F-Throw		Rebounds											
		GP-GS	MIN	AVG	FG-FGA	FG%	3FG-3FGA	3FG%	FT-FTA	FT%	OFF	DEF	TOT	AVG	PF	DQ	A	TO	BLK	STL	PTS	AVG
5	TSINEKE, Elena	12-12	391:06	32.6	73-170	.429	19-42	.452	28-37	.757	19	24	43	3.6	21	0	43	35	7	11	193	16.1
3	PUISIS, Sammie	13-12	432:59	33.3	70-165	.424	40-100	.400	29-30	.967	18	36	54	4.2	16	0	16	30	1	7	209	16.1
32	FANKAM MENDJIADU, Dulcy	13-13	405:49	31.2	82-140	.586	0-0	.000	39-57	.684	55	95	150	11.5	42	2	12	30	16	13	203	15.6
55	BRITO, Carla	13-13	379:16	29.2	51-108	.472	5-20	.250	20-27	.741	24	60	84	6.5	21	0	17	32	3	16	127	9.8
1	ALVAREZ, Maria	2-0	24:47	12.4	3-10	.300	3-10	.300	0-0	.000	0	2	2	1.0	2	0	4	1	1	0	9	4.5
2	WILLIAMS, Priscilla	8-0	70:14	8.8	10-30	.333	8-16	.500	5-8	.625	1	14	15	1.9	8	0	6	6	2	1	33	4.1
20	GONZALEZ, Daniela	13-1	178:19	13.7	18-42	.429	5-13	.385	10-15	.667	18	23	41	3.2	17	0	4	8	3	4	51	3.9
14	JOHANSSON, Emma	13-0	119:45	9.2	9-16	.563	3-6	.500	6-10	.600	6	20	26	2.0	23	0	6	8	5	2	27	2.1
22	WILSON, Aerial	13-13	351:14	27.0	9-38	.237	2-16	.125	4-8	.500	4	32	36	2.8	16	0	55	25	5	11	24	1.8
10	AARNIO, Janette	13-1	110:38	8.5	7-17	.412	1-4	.250	7-8	.875	1	4	5	0.4	7	0	12	9	1	3	22	1.7
12	ASENSIO, Marina	12-0	135:53	11.3	2-19	.105	1-12	.083	2-2	1.000	3	12	15	1.3	13	0	24	11	0	7	7	0.6
Team											27	42	69				6					
Total		13	2600		334-755	.442	87-239	.364	150-202	.743	176	364	540	41.5	186	2	199	201	44	75	905	69.6
Opponents		13	2600		281-754	.373	73-227	.322	122-178	.685	133	260	393	30.2	219	6	127	178	30	92	757	58.2

Team Statistics

	USF	OPP
Scoring	905	757
Points per game	69.6	58.2
Scoring margin	+11.4	-
Field goals-att	334-755	281-754
Field goal pct	.442	.373
3 point fg-att	87-239	73-227
3-point FG pct	.364	.322
3-pt FG made per game	6.7	5.6
Free throws-att	150-202	122-178
Free throw pct	.743	.685
F-Throws made per game	11.5	9.4
Rebounds	540	393
Rebounds per game	41.5	30.2
Rebounding margin	+11.3	-
Assists	199	127
Assists per game	15.3	9.8
Turnovers	201	178
Turnovers per game	15.5	13.7
Turnover margin	-1.8	-
Assist/turnover ratio	1.0	0.7
Steals	75	92
Steals per game	5.8	7.1
Blocks	44	30
Blocks per game	3.4	2.3
Winning streak	2	-
Home win streak	7	-
Attendance	19987	10290
Home games-Avg/Game	7-2855	3-3430
Neutral site-Avg/Game	-	3-273

Team Results

Date	Opponent		Score	Att.
11/07/2022	Morehead St.	W	87-40	4046
11/11/2022	Florida A&M	W	90-50	1821
11/13/2022	Jacksonville	W	70-59	2327
11/16/2022	Alabama	W	67-59	2224
11/20/2022	at TCU	W	66-59	0
11/22/2022	New Hampshire	W	75-57	1888
11/25/2022	vs Georgia Tech	W	63-50	275
11/26/2022	vs Michigan	L	58-63	297
11/27/2022	vs Villanova	L	50-72	247
12/02/2022	at Texas	W	70-65	5021
12/11/2022	at NC State	L	57-65	5269
12/14/2022	Marshall	W	77-68	5573
12/17/2022	La Salle	W	75-50	2108



2022-23 South Fla. Women's Basketball Combined Team Statistics Home games

Game Records

Record	Overall	Home	Away	Neutral
ALL GAMES	7-0	7-0	0-0	0-0
CONFERENCE	0-0	0-0	0-0	0-0
NON-CONFERENCE	7-0	7-0	0-0	0-0

Score by Periods

Team	1st	2nd	3rd	4th	OT	TOT
South Fla.	118	139	139	145	0	541
Opponents	82	92	88	121	0	383

Team Box Score

No.	Player	Total			3-Point		F-Throw		Rebounds				PF DQ A TO BLK STL PTS AVG									
		GP-GS	MIN	AVG	FG-FGA	FG%	3FG-3FGA	3FG%	FT-FTA	FT%	OFF	DEF	TOT	AVG	PF	DQ	A	TO	BLK	STL	PTS	AVG
32	FANKAM MENDJIJADEU, Dulcy	7-7	208:58	29.9	51-73	.699	0-0	.000	27-37	.730	29	39	68	9.7	17	0	9	13	9	8	129	18.4
3	PUISIS, Sammie	7-6	216:58	31.0	37-84	.440	26-59	.441	16-17	.941	8	23	31	4.4	10	0	11	10	0	3	116	16.6
5	TSINEKE, Elena	6-6	175:03	29.2	33-71	.465	9-18	.500	9-14	.643	10	9	19	3.2	8	0	29	13	1	4	84	14.0
55	BRITO, Carla	7-7	195:12	27.9	31-56	.554	2-8	.250	14-20	.700	15	35	50	7.1	9	0	10	24	1	12	78	11.1
2	WILLIAMS, Priscilla	5-0	55:07	11.0	9-22	.409	7-14	.500	3-6	.500	0	13	13	2.6	5	0	5	5	2	1	28	5.6
20	GONZALEZ, Daniela	7-1	113:37	16.2	12-25	.480	4-8	.500	7-11	.636	10	15	25	3.6	8	0	3	4	1	3	35	5.0
1	ALVAREZ, Maria	2-0	24:47	12.4	3-10	.300	3-10	.300	0-0	.000	0	2	2	1.0	2	0	4	1	1	0	9	4.5
10	AARNIO, Janette	7-1	72:15	10.3	7-16	.438	1-4	.250	7-8	.875	1	2	3	0.4	4	0	8	7	1	3	22	3.1
14	JOHANSSON, Emma	7-0	77:51	11.1	6-11	.545	2-5	.400	4-4	1.000	4	14	18	2.6	16	0	4	6	5	2	18	2.6
22	WILSON, Aerial	7-7	167:40	24.0	5-23	.217	1-11	.091	4-8	.500	2	18	20	2.9	4	0	32	10	5	5	15	2.1
12	ASENSIO, Marina	7-0	92:33	13.2	2-17	.118	1-12	.083	2-2	1.000	3	10	13	1.9	8	0	20	9	0	3	7	1.0
Team											12	28	40					3				
Total		7	1400		196-408	.480	56-149	.376	93-127	.732	94	208	302	43.1	91	0	135	105	26	44	541	77.3
Opponents		7	1400		139-395	.352	45-146	.308	60-90	.667	64	128	192	27.4	123	5	67	108	12	46	383	54.7

Team Statistics

	USF	OPP
Scoring	541	383
Points per game	77.3	54.7
Scoring margin	+22.6	-
Field goals-att	196-408	139-395
Field goal pct	.480	.352
3 point fg-att	56-149	45-146
3-point FG pct	.376	.308
3-pt FG made per game	8.0	6.4
Free throws-att	93-127	60-90
Free throw pct	.732	.667
F-Throws made per game	13.3	8.6
Rebounds	302	192
Rebounds per game	43.1	27.4
Rebounding margin	+15.7	-
Assists	135	67
Assists per game	19.3	9.6
Turnovers	105	108
Turnovers per game	15.0	15.4
Turnover margin	+0.4	-
Assist/turnover ratio	1.3	0.6
Steals	44	46
Steals per game	6.3	6.6
Blocks	26	12
Blocks per game	3.7	1.7
Winning streak	7	-
Home win streak	7	-
Attendance	19987	0
Home games-Avg/Game	7-2855	0-0
Neutral site-Avg/Game	-	0-0

Team Results

Date	Opponent		Score	Att.
11/07/2022	Morehead St.	W	87-40	4046
11/11/2022	Florida A&M	W	90-50	1821
11/13/2022	Jacksonville	W	70-59	2327
11/16/2022	Alabama	W	67-59	2224
11/22/2022	New Hampshire	W	75-57	1888
12/14/2022	Marshall	W	77-68	5573
12/17/2022	La Salle	W	75-50	2108



2022-23 South Fla. Women's Basketball Combined Team Statistics Away games

Game Records

Record	Overall	Home	Away	Neutral
ALL GAMES	2-1	0-0	2-1	0-0
CONFERENCE	0-0	0-0	0-0	0-0
NON-CONFERENCE	2-1	0-0	2-1	0-0

Score by Periods

Team	1st	2nd	3rd	4th	OT	TOT
South Fla.	55	39	53	46	0	193
Opponents	44	50	50	45	0	189

Team Box Score

No.	Player				Total	3-Point	F-Throw	Rebounds														
		GP-GS	MIN	AVG	FG-FGA	FG%	3FG-3FGA	3FG%	FT-FTA	FT%	OFF	DEF	TOT	AVG	PF	DQ	A	TO	BLK	STL	PTS	AVG
5	TSINEKE, Elena	3-3	112:05	37.4	22-52	.423	6-13	.462	10-12	.833	5	10	15	5.0	8	0	11	11	5	4	60	20.0
3	PUISIS, Sammie	3-3	112:48	37.6	18-43	.419	9-23	.391	2-2	1.000	5	7	12	4.0	3	0	4	14	1	2	47	15.7
32	FANKAM MENDJIJADEU, Dulcy	3-3	95:51	31.9	15-32	.469	0-0	.000	3-6	.500	10	23	33	11.0	12	1	1	8	4	3	33	11.0
55	BRITO, Carla	3-3	99:02	33.0	13-25	.520	2-6	.333	1-1	1.000	5	16	21	7.0	7	0	3	6	1	1	29	9.7
22	WILSON, Aerial	3-3	102:26	34.1	4-8	.500	1-3	.333	0-0	.000	1	9	10	3.3	7	0	17	9	0	4	9	3.0
2	WILLIAMS, Priscilla	2-0	09:07	4.6	1-7	.143	1-2	.500	2-2	1.000	1	1	2	1.0	3	0	0	1	0	0	5	2.5
20	GONZALEZ, Daniela	3-0	24:57	8.3	3-8	.375	1-4	.250	0-0	.000	0	3	3	1.0	2	0	0	0	0	1	7	2.3
14	JOHANSSON, Emma	3-0	20:10	6.7	1-2	.500	1-1	1.000	0-0	.000	1	3	4	1.3	3	0	1	1	0	0	3	1.0
12	ASENSIO, Marina	3-0	13:52	4.6	0-1	.000	0-0	.000	0-0	.000	0	1	1	0.3	2	0	1	1	0	1	0	0.0
10	AARNIO, Janette	3-0	09:43	3.2	0-0	.000	0-0	.000	0-0	.000	0	0	0	0.0	2	0	0	1	0	0	0	0.0
Team											5	10	15					1				
Total		3	600		77-178	.433	21-52	.404	18-23	.783	33	83	116	38.7	49	1	38	53	11	16	193	64.3
Opponents		3	600		73-185	.395	14-36	.389	29-48	.604	35	67	102	34.0	43	0	31	41	10	25	189	63.0

Team Statistics

	USF	OPP
Scoring	193	189
Points per game	64.3	63.0
Scoring margin	+1.3	-
Field goals-att	77-178	73-185
Field goal pct	.433	.395
3 point fg-att	21-52	14-36
3-point FG pct	.404	.389
3-pt FG made per game	7.0	4.7
Free throws-att	18-23	29-48
Free throw pct	.783	.604
F-Throws made per game	6.0	9.7
Rebounds	116	102
Rebounds per game	38.7	34.0
Rebounding margin	+4.7	-
Assists	38	31
Assists per game	12.7	10.3
Turnovers	53	41
Turnovers per game	17.7	13.7
Turnover margin	-4.0	-
Assist/turnover ratio	0.7	0.8
Steals	16	25
Steals per game	5.3	8.3
Blocks	11	10
Blocks per game	3.7	3.3
Winning streak	0	-
Home win streak	0	-
Attendance	0	10290
Home games-Avg/Game	0-0	3-3430
Neutral site-Avg/Game	-	0-0

Team Results

Date	Opponent		Score	Att.
11/20/2022	at TCU	W	66-59	0
12/02/2022	at Texas	W	70-65	5021
12/11/2022	at NC State	L	57-65	5269



**2022-23 South Fla. Women's Basketball
Combined Team Statistics
Neutral games**

Game Records

Record	Overall	Home	Away	Neutral
ALL GAMES	1-2	0-0	0-0	1-2
CONFERENCE	0-0	0-0	0-0	0-0
NON-CONFERENCE	1-2	0-0	0-0	1-2

Score by Periods

Team	1st	2nd	3rd	4th	OT	TOT
South Fla.	53	32	46	40	0	171
Opponents	54	40	46	45	0	185

Team Box Score

No.	Player				Total		3-Point		F-Throw		Rebounds											
		GP-GS	MIN	AVG	FG-FGA	FG%	3FG-3FGA	3FG%	FT-FTA	FT%	OFF	DEF	TOT	AVG	PF	DQ	A	TO	BLK	STL	PTS	AVG
5	TSINEKE, Elena	3-3	103:58	34.7	18-47	.383	4-11	.364	9-11	.818	4	5	9	3.0	5	0	3	11	1	3	49	16.3
3	PUISIS, Sammie	3-3	103:14	34.4	15-38	.395	5-18	.278	11-11	1.000	5	6	11	3.7	3	0	1	6	0	2	46	15.3
32	FANKAM MENDJIJADEU, Dulcy	3-3	101:01	33.7	16-35	.457	0-0	.000	9-14	.643	16	33	49	16.3	13	1	2	9	3	2	41	13.7
55	BRITO, Carla	3-3	85:02	28.3	7-27	.259	1-6	.167	5-6	.833	4	9	13	4.3	5	0	4	2	1	3	20	6.7
20	GONZALEZ, Daniela	3-0	39:45	13.3	3-9	.333	0-1	.000	3-4	.750	8	5	13	4.3	7	0	1	4	2	0	9	3.0
14	JOHANSSON, Emma	3-0	21:44	7.2	2-3	.667	0-0	.000	2-6	.333	1	3	4	1.3	4	0	1	1	0	0	6	2.0
22	WILSON, Aerial	3-3	81:08	27.0	0-7	.000	0-2	.000	0-0	.000	1	5	6	2.0	5	0	6	6	0	2	0	0.0
2	WILLIAMS, Priscilla	1-0	06:00	6.0	0-1	.000	0-0	.000	0-0	.000	0	0	0	0.0	0	0	1	0	0	0	0	0.0
12	ASENSIO, Marina	2-0	29:28	14.7	0-1	.000	0-0	.000	0-0	.000	0	1	1	0.5	3	0	3	1	0	3	0	0.0
10	AARNIO, Janette	3-0	28:40	9.6	0-1	.000	0-0	.000	0-0	.000	0	2	2	0.7	1	0	4	1	0	0	0	0.0
Team											10	4	14				2					
Total		3	600		61-169	.361	10-38	.263	39-52	.750	49	73	122	40.7	46	1	26	43	7	15	171	57.0
Opponents		3	600		69-174	.397	14-45	.311	33-40	.825	34	65	99	33.0	53	1	29	29	8	21	185	61.7

Team Statistics

	USF	OPP
Scoring	171	185
Points per game	57.0	61.7
Scoring margin	-4.7	-
Field goals-att	61-169	69-174
Field goal pct	.361	.397
3 point fg-att	10-38	14-45
3-point FG pct	.263	.311
3-pt FG made per game	3.3	4.7
Free throws-att	39-52	33-40
Free throw pct	.750	.825
F-Throws made per game	13.0	11.0
Rebounds	122	99
Rebounds per game	40.7	33.0
Rebounding margin	+7.7	-
Assists	26	29
Assists per game	8.7	9.7
Turnovers	43	29
Turnovers per game	14.3	9.7
Turnover margin	-4.7	-
Assist/turnover ratio	0.6	1.0
Steals	15	21
Steals per game	5.0	7.0
Blocks	7	8
Blocks per game	2.3	2.7
Winning streak	0	-
Home win streak	0	-
Attendance	0	0
Home games-Avg/Game	0-0	0-0
Neutral site-Avg/Game	-	3-273

Team Results

Date	Opponent		Score	Att.
11/25/2022	vs Georgia Tech	W	63-50	275
11/26/2022	vs Michigan	L	58-63	297
11/27/2022	vs Villanova	L	50-72	247



**2022-23 South Fla. Women's Basketball
Season/Career Statistics
All games**

Summary

Player	Season Statistics										Career Statistics									
	GP-GS	MIN/G	FG%	3FG%	FT%	R/G	A/G	STL	BLK	PTS/G	GP-GS	MIN/G	FG%	3FG%	FT%	R/G	A/G	STL	BLK	PTS/G
AARNIO, Janette	13-1	8.5	.412	.250	.875	0.4	0.9	3	1	1.7	13-1	8.5	.412	.250	.875	0.4	0.9	3	1	1.7
ALVAREZ, Maria	2-0	12.4	.300	.300	.000	1.0	2.0	0	1	4.5	65-11	19.1	.341	.339	.653	2.0	1.7	34	4	6.8
ASENSIO, Marina	12-0	11.3	.105	.083	1.000	1.3	2.0	7	0	0.6	12-0	11.3	.105	.083	1.000	1.3	2.0	7	0	0.6
BRITO, Carla	13-13	29.2	.472	.250	.741	6.5	1.3	16	3	9.8	13-13	29.2	.472	.250	.741	6.5	1.3	16	3	9.8
FANKAM MENDJIADU, Dulcy	13-13	31.2	.586	.000	.684	11.5	0.9	13	16	15.6	96-83	27.5	.493	.000	.657	8.9	0.7	102	99	12.4
GONZALEZ, Daniela	13-1	13.7	.429	.385	.667	3.2	0.3	4	3	3.9	13-1	13.7	.429	.385	.667	3.2	0.3	4	3	3.9
JOHANSSON, Emma	13-0	9.2	.563	.500	.600	2.0	0.5	2	5	2.1	13-0	9.2	.563	.500	.600	2.0	0.5	2	5	2.1
PUISIS, Sammie	13-12	33.3	.424	.400	.967	4.2	1.2	7	1	16.1	94-53	25.3	.378	.367	.836	2.9	0.9	53	5	7.4
TSINEKE, Elena	12-12	32.6	.429	.452	.757	3.6	3.6	11	7	16.1	92-82	29.1	.390	.320	.845	2.8	2.2	61	23	13.8
WILLIAMS, Priscilla	8-0	8.8	.333	.500	.625	1.9	0.8	1	2	4.1	29-20	18.0	.368	.389	.750	2.9	0.7	19	6	7.4
WILSON, Aerial	13-13	27.0	.237	.125	.500	2.8	4.2	11	5	1.8	87-64	23.1	.290	.256	.625	2.0	2.9	67	15	2.8

Scoring

Player	Season Statistics								Career Statistics							
	FG-FGA	FG%	3FG-3FGA	3FG%	FT-FTA	FT%	PTS	PTS/G	FG-FGA	FG%	3FG-3FGA	3FG%	FT-FTA	FT%	PTS	PTS/G
AARNIO, Janette	7-17	.412	1-4	.250	7-8	.875	22	1.7	7-17	.412	1-4	.250	7-8	.875	22	1.7
ALVAREZ, Maria	3-10	.300	3-10	.300	0-0	.000	9	4.5	142-416	.341	114-336	.339	47-72	.653	445	6.8
ASENSIO, Marina	2-19	.105	1-12	.083	2-2	1.000	7	0.6	2-19	.105	1-12	.083	2-2	1.000	7	0.6
BRITO, Carla	51-108	.472	5-20	.250	20-27	.741	127	9.8	51-108	.472	5-20	.250	20-27	.741	127	9.8
FANKAM MENDJIADU, Dulcy	82-140	.586	0-0	.000	39-57	.684	203	15.6	476-965	.493	0-3	.000	237-361	.657	1189	12.4
GONZALEZ, Daniela	18-42	.429	5-13	.385	10-15	.667	51	3.9	18-42	.429	5-13	.385	10-15	.667	51	3.9
JOHANSSON, Emma	9-16	.563	3-6	.500	6-10	.600	27	2.1	9-16	.563	3-6	.500	6-10	.600	27	2.1
PUISIS, Sammie	70-165	.424	40-100	.400	29-30	.967	209	16.1	235-621	.378	166-452	.367	56-67	.836	692	7.4
TSINEKE, Elena	73-170	.429	19-42	.452	28-37	.757	193	16.1	466-1196	.390	124-388	.320	213-252	.845	1269	13.8
WILLIAMS, Priscilla	10-30	.333	8-16	.500	5-8	.625	33	4.1	67-182	.368	42-108	.389	39-52	.750	215	7.4
WILSON, Aerial	9-38	.237	2-16	.125	4-8	.500	24	1.8	88-303	.290	34-133	.256	35-56	.625	245	2.8

Totals

Player	Season Statistics								Career Statistics							
	O-REB	D-REB	TOTAL	PF	FO	A	TO	A/TO	O-REB	D-REB	TOTAL	PF	FO	A	TO	A/TO
AARNIO, Janette	1	4	5	7	0	12	9	1.3	1	4	5	7	0	12	9	1.3
ALVAREZ, Maria	0	2	2	2	0	4	1	4.0	20	112	132	83	2	108	75	1.4
ASENSIO, Marina	3	12	15	13	0	24	11	2.2	3	12	15	13	0	24	11	2.2
BRITO, Carla	24	60	84	21	0	17	32	0.5	24	60	84	21	0	17	32	0.5
FANKAM MENDJIADU, Dulcy	55	95	150	42	2	12	30	0.4	321	532	853	232	7	63	227	0.3
GONZALEZ, Daniela	18	23	41	17	0	4	8	0.5	18	23	41	17	0	4	8	0.5
JOHANSSON, Emma	6	20	26	23	0	6	8	0.8	6	20	26	23	0	6	8	0.8
PUISIS, Sammie	18	36	54	16	0	16	30	0.5	80	192	272	95	0	84	113	0.7
TSINEKE, Elena	19	24	43	21	0	43	35	1.2	125	130	255	189	4	199	242	0.8
WILLIAMS, Priscilla	1	14	15	8	0	6	6	1.0	19	64	83	49	0	20	35	0.6
WILSON, Aerial	4	32	36	16	0	55	25	2.2	48	122	170	141	1	253	176	1.4



**2022-23 South Fla. Women's Basketball
Season Schedule/Results & Leaders
All games**

Game Records

Record	Overall	Home	Away	Neutral
ALL GAMES	10-3	7-0	2-1	1-2
CONFERENCE	0-0	0-0	0-0	0-0
NON-CONFERENCE	10-3	7-0	2-1	1-2

Team Results

Date	Opponent	Score	Att.	High Points	High Rebounds
11/07/2022	Morehead St. W	87-40	4046	(20) PUISIS, Sammie	(10) FANKAM MENDJIADEU, Dulcy
11/11/2022	Florida A&M W	90-50	1821	(26) FANKAM MENDJIADEU, Dulcy	(7) FANKAM MENDJIADEU, Dulcy
11/13/2022	Jacksonville W	70-59	2327	(25) FANKAM MENDJIADEU, Dulcy	(10) FANKAM MENDJIADEU, Dulcy
11/16/2022	Alabama W	67-59	2224	(26) PUISIS, Sammie	(12) FANKAM MENDJIADEU, Dulcy
11/20/2022	at TCU W	66-59	0	(21) TSINEKE, Elena	(10) BRITO, Carla
11/22/2022	New Hampshire W	75-57	1888	(26) BRITO, Carla	(12) FANKAM MENDJIADEU, Dulcy
11/25/2022	vs Georgia Tech W	63-50	275	(24) TSINEKE, Elena	(21) FANKAM MENDJIADEU, Dulcy
11/26/2022	vs Michigan L	58-63	297	(22) PUISIS, Sammie	(11) FANKAM MENDJIADEU, Dulcy
11/27/2022	vs Villanova L	50-72	247	(17) PUISIS, Sammie	(17) FANKAM MENDJIADEU, Dulcy
12/02/2022	at Texas W	70-65	5021	(25) PUISIS, Sammie	(10) FANKAM MENDJIADEU, Dulcy
12/11/2022	at NC State L	57-65	5269	(17) TSINEKE, Elena	(18) FANKAM MENDJIADEU, Dulcy
12/14/2022	Marshall W	77-68	5573	(17) FANKAM MENDJIADEU, Dulcy	(8) GONZALEZ, Daniela
12/17/2022	La Salle W	75-50	2108	(26) FANKAM MENDJIADEU, Dulcy	(12) FANKAM MENDJIADEU, Dulcy

Attendance Summary

	Games	Attend	Avg/Game
Home	7	19987	2855
Away	3	10290	3430
Neutral	3	819	273
Total	13	31096	2392



**2022-23 South Fla. Women's Basketball
Team Game-by-Game
All games**

Opponent	Date	Score	Total		3-Pointers		Free throws		Rebounds										
			FG-FGA	PCT	3FG-3FGA	PCT	FT-FTA	PCT	OFF	DEF	TOT	AVG	PF	A	TO	BLK	STL	PTS	AVG
Morehead St.	11/07/2022	87-40 W	31-53	.585	6-13	.462	19-25	.760	10	35	45	45.0	14	20	14	3	6	87	87.0
Florida A&M	11/11/2022	90-50 W	35-64	.547	11-28	.393	9-12	.750	13	18	31	38.0	9	25	13	4	11	90	88.5
Jacksonville	11/13/2022	70-59 W	24-59	.407	6-15	.400	16-26	.615	14	37	51	42.3	14	17	15	5	1	70	82.3
Alabama	11/16/2022	67-59 W	22-58	.379	7-23	.304	16-19	.842	15	31	46	43.3	15	14	14	7	6	67	78.5
at TCU	11/20/2022	66-59 W	25-55	.455	6-17	.353	10-12	.833	8	26	34	41.4	19	14	13	2	2	66	76.0
New Hampshire	11/22/2022	75-57 W	29-58	.500	5-21	.238	12-13	.923	17	27	44	41.8	13	15	20	1	8	75	75.8
vs Georgia Tech	11/25/2022	63-50 W	19-59	.322	5-11	.455	20-23	.870	21	29	50	43.0	18	10	16	2	4	63	74.0
vs Michigan	11/26/2022	58-63 L	23-54	.426	4-18	.222	8-9	.889	9	22	31	41.5	16	9	13	2	5	58	72.0
vs Villanova	11/27/2022	50-72 L	19-56	.339	1-9	.111	11-20	.550	19	22	41	41.4	12	7	14	3	6	50	69.6
at Texas	12/02/2022	70-65 W	28-53	.528	9-17	.529	5-7	.714	7	25	32	40.5	14	14	24	4	9	70	69.6
at NC State	12/11/2022	57-65 L	24-70	.343	6-18	.333	3-4	.750	18	32	50	41.4	16	10	16	5	5	57	68.5
Marshall	12/14/2022	77-68 W	29-54	.537	10-20	.500	9-15	.600	6	29	35	40.8	11	25	11	2	4	77	69.2
La Salle	12/17/2022	75-50 W	26-62	.419	11-29	.379	12-17	.706	19	31	50	41.5	15	19	18	4	8	75	69.6
Total		905	334-755	.442	87-239	.364	150-202	.743	176	364	540	41.5	186	199	201	44	75	905	69.6
Opponents		757	281-754	.373	73-227	.322	122-178	.685	133	260	393	30.2	219	127	178	30	92	757	58.2

South Fla. Averages

Games Played	Points/game	FG Pct	3FG Pct	FT Pct	Rebounds/game	Assists/game	Turnovers/game	Assist/Turnover ratio	Steals/game	Blocks/game
13	69.6	44.2	36.4	74.3	41.5	15.3	15.5	1.0	5.8	3.4



**2022-23 South Fla. Women's Basketball
Opponents Game-by-Game
All games**

Opponent	Date	Score	W	Total		3-Pointers		Free throws		Rebounds				PF	A	TO	BLK	STL	PTS	AVG
				FG-FGA	PCT	3FG-3FGA	PCT	FT-FTA	PCT	OFF	DEF	TOT	AVG							
Morehead St.	11/07/2022	87-40	W	16-54	.296	3-19	.158	5-12	.417	7	13	20	20.0	25	5	18	1	6	40	40.0
Florida A&M	11/11/2022	90-50	W	20-48	.417	4-15	.267	6-6	1.000	10	17	27	23.5	15	8	27	3	6	50	45.0
Jacksonville	11/13/2022	70-59	W	21-70	.300	9-26	.346	8-13	.615	14	25	39	28.7	24	13	10	1	5	59	49.7
Alabama	11/16/2022	67-59	W	20-55	.364	9-24	.375	10-15	.667	7	23	30	29.0	17	12	12	3	8	59	52.0
at TCU	11/20/2022	66-59	W	21-58	.362	5-17	.294	12-21	.571	13	19	32	29.6	14	11	14	1	4	59	53.4
New Hampshire	11/22/2022	75-57	W	20-54	.370	8-18	.444	9-15	.600	10	10	20	28.0	15	9	15	1	3	57	54.0
vs Georgia Tech	11/25/2022	63-50	W	17-61	.279	1-10	.100	15-17	.882	14	20	34	28.9	23	5	10	3	5	50	53.4
vs Michigan	11/26/2022	58-63	L	24-55	.436	4-15	.267	11-15	.733	11	22	33	29.4	12	10	11	1	8	63	54.6
vs Villanova	11/27/2022	50-72	L	28-58	.483	9-20	.450	7-8	.875	9	23	32	29.7	18	14	8	4	8	72	56.6
at Texas	12/02/2022	70-65	W	28-70	.400	4-8	.500	5-11	.455	18	20	38	30.5	16	11	17	1	12	65	57.4
at NC State	12/11/2022	57-65	L	24-57	.421	5-11	.455	12-16	.750	4	28	32	30.6	13	9	10	8	9	65	58.1
Marshall	12/14/2022	77-68	W	25-61	.410	7-23	.304	11-13	.846	9	20	29	30.5	13	12	10	1	7	68	58.9
La Salle	12/17/2022	75-50	W	17-53	.321	5-21	.238	11-16	.688	7	20	27	30.2	14	8	16	2	11	50	58.2
Total		757		281-754	.373	73-227	.322	122-178	.685	133	260	393	30.2	219	127	178	30	92	757	58.2
South Fla.		905		334-755	.442	87-239	.364	150-202	.743	176	364	540	41.5	186	199	201	44	75	905	69.6

Opponents Averages

Games Played	Points/game	FG Pct	3FG Pct	FT Pct	Rebounds/game	Assists/game	Turnovers/game	Assist/Turnover ratio	Steals/game	Blocks/game
13	58.2	37.3	32.2	68.5	30.2	9.8	13.7	0.7	7.1	2.3



**2022-23 South Fla. Women's Basketball
Team High/Low Analysis
All games**

South Fla. - Game Highs

POINTS	90	Florida A&M (11/11/2022)
	87	Morehead St. (11/07/2022)
	77	Marshall (12/14/2022)
	75	La Salle (12/17/2022)
	75	New Hampshire (11/22/2022)
FIELD GOALS MADE	35	Florida A&M (11/11/2022)
	31	Morehead St. (11/07/2022)
FIELD GOAL ATTEMPTS	70	at NC State (12/11/2022)
	64	Florida A&M (11/11/2022)
FIELD GOAL PERCENTAGE	.585 (31-53)	Morehead St. (11/07/2022)
	.547 (35-64)	Florida A&M (11/11/2022)
3 PT FG MADE	11	La Salle (12/17/2022)
	11	Florida A&M (11/11/2022)
3 PT FG ATTEMPTS	29	La Salle (12/17/2022)
	28	Florida A&M (11/11/2022)
3 PT FG PERCENTAGE	.529 (9-17)	at Texas (12/02/2022)
	.500 (10-20)	Marshall (12/14/2022)
FREE THROWS MADE	20	vs Georgia Tech (N) (11/25/2022)
	19	Morehead St. (11/07/2022)
FREE THROW ATTEMPTS	26	Jacksonville (11/13/2022)
	25	Morehead St. (11/07/2022)
FREE THROW PERCENTAGE	.923 (12-13)	New Hampshire (11/22/2022)
	.889 (8-9)	vs Michigan (N) (11/26/2022)
REBOUNDS	51	Jacksonville (11/13/2022)
	50	La Salle (12/17/2022)
	50	at NC State (12/11/2022)
	50	vs Georgia Tech (N) (11/25/2022)
ASSISTS	25	Marshall (12/14/2022)
	25	Florida A&M (11/11/2022)
STEALS	11	Florida A&M (11/11/2022)
	9	at Texas (12/02/2022)
BLOCKED SHOTS	7	Alabama (11/16/2022)
	5	at NC State (12/11/2022)
	5	Jacksonville (11/13/2022)
TURNOVERS	24	at Texas (12/02/2022)
	20	New Hampshire (11/22/2022)
FOULS	19	at TCU (11/20/2022)
	18	vs Georgia Tech (N) (11/25/2022)



**2022-23 South Fla. Women's Basketball
Team High/Low Analysis
All games**

Opponent - Game Highs

POINTS	72		vs Villanova (N) (11/27/2022)
	68		Marshall (12/14/2022)
	65		at NC State (12/11/2022)
	65		at Texas (12/02/2022)
	63		vs Michigan (N) (11/26/2022)
FIELD GOALS MADE	28		at Texas (12/02/2022)
	28		vs Villanova (N) (11/27/2022)
FIELD GOAL ATTEMPTS	70		at Texas (12/02/2022)
	70		Jacksonville (11/13/2022)
FIELD GOAL PERCENTAGE	.483	(28-58)	vs Villanova (N) (11/27/2022)
	.436	(24-55)	vs Michigan (N) (11/26/2022)
3 PT FG MADE	9		vs Villanova (N) (11/27/2022)
	9		Alabama (11/16/2022)
	9		Jacksonville (11/13/2022)
3 PT FG ATTEMPTS	26		Jacksonville (11/13/2022)
	24		Alabama (11/16/2022)
3 PT FG PERCENTAGE	.500	(4-8)	at Texas (12/02/2022)
	.455	(5-11)	at NC State (12/11/2022)
FREE THROWS MADE	15		vs Georgia Tech (N) (11/25/2022)
	12		at NC State (12/11/2022)
	12		at TCU (11/20/2022)
FREE THROW ATTEMPTS	21		at TCU (11/20/2022)
	17		vs Georgia Tech (N) (11/25/2022)
FREE THROW PERCENTAGE	1.000	(6-6)	Florida A&M (11/11/2022)
	.882	(15-17)	vs Georgia Tech (N) (11/25/2022)
REBOUNDS	39		Jacksonville (11/13/2022)
	38		at Texas (12/02/2022)
ASSISTS	14		vs Villanova (N) (11/27/2022)
	13		Jacksonville (11/13/2022)
STEALS	12		at Texas (12/02/2022)
	11		La Salle (12/17/2022)
BLOCKED SHOTS	8		at NC State (12/11/2022)
	4		vs Villanova (N) (11/27/2022)
TURNOVERS	27		Florida A&M (11/11/2022)
	18		Morehead St. (11/07/2022)
FOULS	25		Morehead St. (11/07/2022)
	24		Jacksonville (11/13/2022)



**2022-23 South Fla. Women's Basketball
Team High/Low Analysis
All games**

South Fla. - Game Lows

POINTS	50	vs Villanova (N) (11/27/2022)
	57	at NC State (12/11/2022)
	58	vs Michigan (N) (11/26/2022)
	63	vs Georgia Tech (N) (11/25/2022)
	66	at TCU (11/20/2022)
FIELD GOALS MADE	19	vs Villanova (N) (11/27/2022)
	19	vs Georgia Tech (N) (11/25/2022)
FIELD GOAL ATTEMPTS	53	at Texas (12/02/2022)
	53	Morehead St. (11/07/2022)
FIELD GOAL PERCENTAGE	.322 (19-59)	vs Georgia Tech (N) (11/25/2022)
	.339 (19-56)	vs Villanova (N) (11/27/2022)
3 PT FG MADE	1	vs Villanova (N) (11/27/2022)
	4	vs Michigan (N) (11/26/2022)
3 PT FG ATTEMPTS	9	vs Villanova (N) (11/27/2022)
	11	vs Georgia Tech (N) (11/25/2022)
3 PT FG PERCENTAGE	.111 (1-9)	vs Villanova (N) (11/27/2022)
	.222 (4-18)	vs Michigan (N) (11/26/2022)
FREE THROWS MADE	3	at NC State (12/11/2022)
	5	at Texas (12/02/2022)
FREE THROW ATTEMPTS	4	at NC State (12/11/2022)
	7	at Texas (12/02/2022)
FREE THROW PERCENTAGE	.550 (11-20)	vs Villanova (N) (11/27/2022)
	.600 (9-15)	Marshall (12/14/2022)
REBOUNDS	31	vs Michigan (N) (11/26/2022)
	31	Florida A&M (11/11/2022)
ASSISTS	7	vs Villanova (N) (11/27/2022)
	9	vs Michigan (N) (11/26/2022)
STEALS	1	Jacksonville (11/13/2022)
	2	at TCU (11/20/2022)
BLOCKED SHOTS	1	New Hampshire (11/22/2022)
	2	Marshall (12/14/2022)
	2	vs Michigan (N) (11/26/2022)
	2	vs Georgia Tech (N) (11/25/2022)
	2	at TCU (11/20/2022)
TURNOVERS	11	Marshall (12/14/2022)
	13	vs Michigan (N) (11/26/2022)
	13	at TCU (11/20/2022)
	13	Florida A&M (11/11/2022)
FOULS	9	Florida A&M (11/11/2022)
	11	Marshall (12/14/2022)



**2022-23 South Fla. Women's Basketball
Team High/Low Analysis
All games**

Opponent - Game Lows

POINTS	40	Morehead St. (11/07/2022)
	50	La Salle (12/17/2022)
	50	vs Georgia Tech (N) (11/25/2022)
	50	Florida A&M (11/11/2022)
	57	New Hampshire (11/22/2022)
FIELD GOALS MADE	16	Morehead St. (11/07/2022)
	17	La Salle (12/17/2022)
	17	vs Georgia Tech (N) (11/25/2022)
FIELD GOAL ATTEMPTS	48	Florida A&M (11/11/2022)
	53	La Salle (12/17/2022)
FIELD GOAL PERCENTAGE	.279 (17-61)	vs Georgia Tech (N) (11/25/2022)
	.296 (16-54)	Morehead St. (11/07/2022)
3 PT FG MADE	1	vs Georgia Tech (N) (11/25/2022)
	3	Morehead St. (11/07/2022)
3 PT FG ATTEMPTS	8	at Texas (12/02/2022)
	10	vs Georgia Tech (N) (11/25/2022)
3 PT FG PERCENTAGE	.100 (1-10)	vs Georgia Tech (N) (11/25/2022)
	.158 (3-19)	Morehead St. (11/07/2022)
FREE THROWS MADE	5	at Texas (12/02/2022)
	5	Morehead St. (11/07/2022)
FREE THROW ATTEMPTS	6	Florida A&M (11/11/2022)
	8	vs Villanova (N) (11/27/2022)
FREE THROW PERCENTAGE	.417 (5-12)	Morehead St. (11/07/2022)
	.455 (5-11)	at Texas (12/02/2022)
REBOUNDS	20	New Hampshire (11/22/2022)
	20	Morehead St. (11/07/2022)
ASSISTS	5	vs Georgia Tech (N) (11/25/2022)
	5	Morehead St. (11/07/2022)
STEALS	3	New Hampshire (11/22/2022)
	4	at TCU (11/20/2022)
BLOCKED SHOTS	1	Marshall (12/14/2022)
	1	at Texas (12/02/2022)
	1	vs Michigan (N) (11/26/2022)
	1	New Hampshire (11/22/2022)
	1	at TCU (11/20/2022)
	1	Jacksonville (11/13/2022)
	1	Morehead St. (11/07/2022)
TURNOVERS	8	vs Villanova (N) (11/27/2022)
	10	Marshall (12/14/2022)
	10	at NC State (12/11/2022)
	10	vs Georgia Tech (N) (11/25/2022)
	10	Jacksonville (11/13/2022)
FOULS	12	vs Michigan (N) (11/26/2022)
	13	Marshall (12/14/2022)
	13	at NC State (12/11/2022)



**2022-23 South Fla. Women's Basketball
Player Highs Analysis
All games**

South Fla. - Individual Game Highs

POINTS	26		Dulcy Fankam Mendjiadeu vs La Salle (12/17/2022)
	26		Carla Brito vs New Hampshire (11/22/2022)
	26		Sammie Puisis vs Alabama (11/16/2022)
	26		Dulcy Fankam Mendjiadeu vs Florida A&M (11/11/2022)
	25		Sammie Puisis at Texas (12/02/2022)
	25		Dulcy Fankam Mendjiadeu vs Jacksonville (11/13/2022)
FIELD GOALS MADE	11		Dulcy Fankam Mendjiadeu vs Jacksonville (11/13/2022)
	10		Sammie Puisis at Texas (12/02/2022)
	10		Carla Brito vs New Hampshire (11/22/2022)
FIELD GOAL ATTEMPTS	19		Elena Tsineke at NC State (12/11/2022)
	19		Sammie Puisis at Texas (12/02/2022)
FIELD GOAL PERCENTAGE (min 5 made)	1.000	(5-5)	Dulcy Fankam Mendjiadeu at TCU (11/20/2022)
	.833	(5-6)	Carla Brito vs Florida A&M (11/11/2022)
3 PT FG MADE	6		Sammie Puisis vs Florida A&M (11/11/2022)
	5		Sammie Puisis vs La Salle (12/17/2022)
	5		Sammie Puisis at Texas (12/02/2022)
	5		Sammie Puisis vs Alabama (11/16/2022)
3 PT FG ATTEMPTS	12		Sammie Puisis vs Florida A&M (11/11/2022)
	11		Sammie Puisis at Texas (12/02/2022)
	11		Sammie Puisis vs New Hampshire (11/22/2022)
	11		Sammie Puisis vs Alabama (11/16/2022)
3 PT FG PERCENTAGE (min 2 made)	1.000	(2-2)	Elena Tsineke vs Marshall (12/14/2022)
	1.000	(2-2)	Elena Tsineke vs Morehead St. (11/07/2022)
FREE THROWS MADE	8		Dulcy Fankam Mendjiadeu vs La Salle (12/17/2022)
	8		Dulcy Fankam Mendjiadeu vs Florida A&M (11/11/2022)
FREE THROW ATTEMPTS	10		Dulcy Fankam Mendjiadeu vs La Salle (12/17/2022)
	10		Dulcy Fankam Mendjiadeu vs Florida A&M (11/11/2022)
FREE THROW PERCENTAGE (min 3 made)	1.000	(7-7)	Sammie Puisis vs Alabama (11/16/2022)
	1.000	(6-6)	Carla Brito vs New Hampshire (11/22/2022)
	1.000	(4-4)	Sammie Puisis vs Villanova (N) (11/27/2022)
	1.000	(4-4)	Sammie Puisis vs Georgia Tech (N) (11/25/2022)
	1.000	(4-4)	Sammie Puisis vs Morehead St. (11/07/2022)
	1.000	(4-4)	Janette Aarnio vs Morehead St. (11/07/2022)
	1.000	(3-3)	Sammie Puisis vs Michigan (N) (11/26/2022)
REBOUNDS	21		Dulcy Fankam Mendjiadeu vs Georgia Tech (N) (11/25/2022)
	18		Dulcy Fankam Mendjiadeu at NC State (12/11/2022)
ASSISTS	7		Elena Tsineke vs Marshall (12/14/2022)
	7		Aerial Wilson at TCU (11/20/2022)
	7		Elena Tsineke vs Florida A&M (11/11/2022)
	7		Marina Asensio vs Florida A&M (11/11/2022)
	7		Aerial Wilson vs Morehead St. (11/07/2022)
STEALS	4		Elena Tsineke at Texas (12/02/2022)
	3		Carla Brito vs New Hampshire (11/22/2022)
BLOCKED SHOTS	5		Dulcy Fankam Mendjiadeu vs Alabama (11/16/2022)
	3		Elena Tsineke at NC State (12/11/2022)
TURNOVERS	8		Sammie Puisis at Texas (12/02/2022)
	5		Sammie Puisis at NC State (12/11/2022)
	5		Aerial Wilson at Texas (12/02/2022)
	5		Elena Tsineke at Texas (12/02/2022)
	5		Elena Tsineke vs Michigan (N) (11/26/2022)
	5		Dulcy Fankam Mendjiadeu vs Georgia Tech (N) (11/25/2022)
	5		Carla Brito vs New Hampshire (11/22/2022)



2022-23 South Fla. Women's Basketball
Player Highs Analysis
All games

South Fla. - Individual Game Highs

FOULS	5	Dulcy Fankam Mendjiadeu vs Michigan (N) (11/26/2022)
	5	Dulcy Fankam Mendjiadeu at TCU (11/20/2022)



**2022-23 South Fla. Women's Basketball
Player Highs Analysis
All games**

Opponent - Individual Game Highs

POINTS	28		Roshala Scott vs Marshall (12/14/2022)
	25		Maddy Siegrist vs Villanova (N) (11/27/2022)
	23		Leigha Brown vs Michigan (N) (11/26/2022)
	20		Mahogany Matthews vs Marshall (12/14/2022)
	19		Dylan Horton vs Florida A&M (11/11/2022)
FIELD GOALS MADE	11		Roshala Scott vs Marshall (12/14/2022)
	10		Maddy Siegrist vs Villanova (N) (11/27/2022)
FIELD GOAL ATTEMPTS	21		Roshala Scott vs Marshall (12/14/2022)
	21		DeShari Graham vs Jacksonville (11/13/2022)
FIELD GOAL PERCENTAGE (min 5 made)	.625	(5-8)	JaMya Mingo-Young vs Alabama (11/16/2022)
	.600	(9-15)	Leigha Brown vs Michigan (N) (11/26/2022)
	.600	(6-10)	Diamond Johnson at NC State (12/11/2022)
	.600	(6-10)	Shaylee Gonzales at Texas (12/02/2022)
3 PT FG MADE	5		Roshala Scott vs Marshall (12/14/2022)
	5		Avery O'Connor vs New Hampshire (11/22/2022)
3 PT FG ATTEMPTS	12		DeShari Graham vs Jacksonville (11/13/2022)
	9		Abby Beeman vs Marshall (12/14/2022)
	9		Avery O'Connor vs New Hampshire (11/22/2022)
	9		Veronica Charles vs Morehead St. (11/07/2022)
3 PT FG PERCENTAGE (min 2 made)	1.000	(3-3)	Lucy Olsen vs Villanova (N) (11/27/2022)
	1.000	(3-3)	JaMya Mingo-Young vs Alabama (11/16/2022)
	1.000	(3-3)	Shynia Jackson vs Jacksonville (11/13/2022)
	1.000	(2-2)	Rori Harmon at Texas (12/02/2022)
	1.000	(2-2)	Brooke Kane vs New Hampshire (11/22/2022)
FREE THROWS MADE	7		Mia Jacobs vs La Salle (12/17/2022)
	7		Lucy Ibeh at TCU (11/20/2022)
FREE THROW ATTEMPTS	11		Mia Jacobs vs La Salle (12/17/2022)
	7		Mahogany Matthews vs Marshall (12/14/2022)
	7		Leigha Brown vs Michigan (N) (11/26/2022)
	7		Lucy Ibeh at TCU (11/20/2022)
	7		Roxane Makolo at TCU (11/20/2022)
FREE THROW PERCENTAGE (min 3 made)	1.000	(7-7)	Lucy Ibeh at TCU (11/20/2022)
	1.000	(5-5)	Tionna Carter vs Jacksonville (11/13/2022)
	1.000	(4-4)	Abby Beeman vs Marshall (12/14/2022)
	1.000	(4-4)	Camille Hobby at NC State (12/11/2022)
	1.000	(4-4)	Maddy Siegrist vs Villanova (N) (11/27/2022)
	1.000	(4-4)	Kara Dunn vs Georgia Tech (N) (11/25/2022)
	1.000	(4-4)	Loyal McQueen vs Alabama (11/16/2022)
	1.000	(4-4)	Dylan Horton vs Florida A&M (11/11/2022)
REBOUNDS	11		Shaylee Gonzales at Texas (12/02/2022)
	11		Seraphine Bastin vs Jacksonville (11/13/2022)
ASSISTS	10		Seraphine Bastin vs Jacksonville (11/13/2022)
	6		Abby Beeman vs Marshall (12/14/2022)
STEALS	4		Roshala Scott vs Marshall (12/14/2022)
	4		Sonya Morris at Texas (12/02/2022)
BLOCKED SHOTS	3		Saniya Rivers at NC State (12/11/2022)
	3		Jada Rice vs Alabama (11/16/2022)
TURNOVERS	7		Dylan Horton vs Florida A&M (11/11/2022)
	6		Mide Oriyomi vs Florida A&M (11/11/2022)
FOULS	5		Claire Jacobs vs La Salle (12/17/2022)
	5		Nerea Hermosa vs Georgia Tech (N) (11/25/2022)
	5		JaMya Mingo-Young vs Alabama (11/16/2022)
	5		DeShari Graham vs Jacksonville (11/13/2022)
	5		Sophie Benharouga vs Morehead St. (11/07/2022)
	5		Tolisha Walker vs Morehead St. (11/07/2022)



**2022-23 South Fla. Women's Basketball
Points-rebounds-assists
All games**

Opponent	Date	Score	W	1	2	3	5	10	12	14	20	22	32	55
				ALVAREZ,MA	WILLIAMS,P	PUISIS,SAM	TSINEKE,EL	AARNIO,JAN	ASENSIO,MA	JOHANSSON,	GONZALEZ,D	WILSON,AER	FANKAM MEN	BRITO,CARL
Morehead St.	11/07/2022	87-40	W	DNP	DNP	20-6-3	15-0-1	8-2-4	4-0-3	9-6-1	5-5-0	0-2-7	12-10-1	14-6-0
Florida A&M	11/11/2022	90-50	W	DNP	5-3-2	20-1-0	14-4-7	3-0-0	0-2-7	2-2-0	6-0-1	3-1-4	26-7-0	11-6-4
Jacksonville	11/13/2022	70-59	W	DNP	1-6-1	14-9-4	7-2-4	7-0-0	0-5-1	2-2-0	4-2-0	3-5-3	25-10-3	7-7-1
Alabama	11/16/2022	67-59	W	DNP	2-0-0	26-6-0	22-1-4	0-0-0	0-3-1	0-2-1	3-1-0	2-8-6	8-12-1	4-10-1
at TCU	11/20/2022	66-59	W	DNP	5-1-0	8-3-2	21-2-3	0-0-0	0-1-0	0-3-1	4-3-0	7-0-7	10-5-0	11-10-1
New Hampshire	11/22/2022	75-57	W	DNP	DNP	11-4-1	DNP	4-1-3	3-1-3	2-4-0	7-5-0	7-2-3	15-12-2	26-10-3
vs Georgia Tech	11/25/2022	63-50	W	DNP	0-0-1	7-6-0	24-3-1	0-0-0	0-0-0	2-0-1	9-7-0	0-4-4	19-21-1	2-6-2
vs Michigan	11/26/2022	58-63	L	DNP	DNP	22-1-0	14-3-2	0-0-1	DNP	2-1-0	0-2-1	0-2-2	8-11-1	12-6-2
vs Villanova	11/27/2022	50-72	L	DNP	DNP	17-4-1	11-3-0	0-2-3	0-1-3	2-3-0	0-4-0	0-0-0	14-17-0	6-1-0
at Texas	12/02/2022	70-65	W	DNP	DNP	25-4-1	22-5-5	0-0-0	0-0-1	0-0-0	3-0-0	0-5-5	13-10-1	7-4-1
at NC State	12/11/2022	57-65	L	DNP	0-1-0	14-5-1	17-8-3	0-0-0	0-0-0	3-1-0	0-0-0	2-5-5	10-18-0	11-7-1
Marshall	12/14/2022	77-68	W	9-1-2	8-1-2	9-1-2	16-3-7	0-0-1	0-0-1	3-1-1	7-8-1	0-1-6	17-5-2	8-7-0
La Salle	12/17/2022	75-50	W	0-1-2	12-3-0	16-4-1	10-9-6	0-0-0	0-2-4	0-1-1	3-4-1	0-1-3	26-12-0	8-4-1



2022-23 South Fla. Women's Basketball
Individual Game-by-Game
All games

#1 ALVAREZ, Maria

Opponent	Date	GS	MIN	Total		3-Pointers		Free throws		Rebounds				PF	A	TO	BLK	STL	PTS	AVG
				FG-FGA	PCT	3FG-3FGA	PCT	FT-FTA	PCT	OFF	DEF	TOT	AVG							
Marshall	12/14/2022		09:55	3-5	.600	3-5	.600	0-0	.000	0	1	1	1.0	0	2	0	1	0	9	9.0
La Salle	12/17/2022		14:52	0-5	.000	0-5	.000	0-0	.000	0	1	1	1.0	2	2	1	0	0	0	4.5
Totals		0	24:47	3-10	.300	3-10	.300	0-0	.000	0	2	2	1.0	2	4	1	1	0	9	4.5

Player Averages

Games Played	Minutes/game	Points/game	FG Pct	3FG Pct	FT Pct	Rebounds/game	Assists/game	Turnovers/game	Assist/Turnover ratio	Steals/game	Blocks/game
2	12.4	4.5	30.0	30.0	0.0	1.0	2.0	0.5	4.0	0.0	0.5



**2022-23 South Fla. Women's Basketball
Individual Game-by-Game
All games**

#2 WILLIAMS, Priscilla

Opponent	Date	GS	MIN	Total		3-Pointers		Free throws		Rebounds				PF	A	TO	BLK	STL	PTS	AVG
				FG-FGA	PCT	3FG-3FGA	PCT	FT-FTA	PCT	OFF	DEF	TOT	AVG							
Florida A&M	11/11/2022		15:38	2-6	.333	1-3	.333	0-0	.000	0	3	3	3.0	1	2	0	1	1	5	5.0
Jacksonville	11/13/2022		10:39	0-3	.000	0-1	.000	1-2	.500	0	6	6	4.5	2	1	0	0	0	1	3.0
Alabama	11/16/2022		02:32	1-2	.500	0-0	.000	0-0	.000	0	0	0	3.0	0	0	0	0	0	2	2.7
at TCU	11/20/2022		05:60	1-4	.250	1-2	.500	2-2	1.000	0	1	1	2.5	2	0	0	0	0	5	3.3
vs Georgia Tech	11/25/2022		06:00	0-1	.000	0-0	.000	0-0	.000	0	0	0	2.0	0	1	0	0	0	0	2.6
at NC State	12/11/2022		03:07	0-3	.000	0-0	.000	0-0	.000	1	0	1	1.8	1	0	1	0	0	0	2.2
Marshall	12/14/2022		13:31	2-5	.400	2-4	.500	2-4	.500	0	1	1	1.7	1	2	2	0	0	8	3.0
La Salle	12/17/2022		12:47	4-6	.667	4-6	.667	0-0	.000	0	3	3	1.9	1	0	3	1	0	12	4.1
Totals		0	70:14	10-30	.333	8-16	.500	5-8	.625	1	14	15	1.9	8	6	6	2	1	33	4.1

Player Averages

Games Played	Minutes/game	Points/game	FG Pct	3FG Pct	FT Pct	Rebounds/game	Assists/game	Turnovers/game	Assist/Turnover ratio	Steals/game	Blocks/game
8	8.8	4.1	33.3	50.0	62.5	1.9	0.8	0.8	1.0	0.1	0.3



**2022-23 South Fla. Women's Basketball
Individual Game-by-Game
All games**

#3 PUISIS, Sammie

Opponent	Date	GS	MIN	Total		3-Pointers		Free throws		Rebounds				PF	A	TO	BLK	STL	PTS	AVG
				FG-FGA	PCT	3FG-3FGA	PCT	FT-FTA	PCT	OFF	DEF	TOT	AVG							
Morehead St.	11/07/2022	*	23:27	7-13	.538	2-5	.400	4-4	1.000	0	6	6	6.0	3	3	2	0	0	20	20.0
Florida A&M	11/11/2022	*	29:34	7-14	.500	6-12	.500	0-0	.000	1	0	1	3.5	0	0	0	0	2	20	20.0
Jacksonville	11/13/2022	*	30:02	4-12	.333	4-10	.400	2-2	1.000	3	6	9	5.3	1	4	4	0	0	14	18.0
Alabama	11/16/2022	*	36:36	7-16	.438	5-11	.455	7-7	1.000	1	5	6	5.5	3	0	0	0	0	26	20.0
at TCU	11/20/2022	*	33:60	3-10	.300	2-6	.333	0-0	.000	0	3	3	5.0	1	2	1	0	0	8	17.6
New Hampshire	11/22/2022	*	35:40	3-13	.231	3-11	.273	2-2	1.000	1	3	4	4.8	1	1	3	0	0	11	16.5
vs Georgia Tech	11/25/2022	*	32:00	1-8	.125	1-3	.333	4-4	1.000	2	4	6	5.0	2	0	3	0	0	7	15.1
vs Michigan	11/26/2022	*	37:24	8-17	.471	3-9	.333	3-3	1.000	1	0	1	4.5	1	0	1	0	1	22	16.0
vs Villanova	11/27/2022	*	33:50	6-13	.462	1-6	.167	4-4	1.000	2	2	4	4.4	0	1	2	0	1	17	16.1
at Texas	12/02/2022	*	40:00	10-19	.526	5-11	.455	0-0	.000	3	1	4	4.4	1	1	8	1	1	25	17.0
at NC State	12/11/2022	*	38:48	5-14	.357	2-6	.333	2-2	1.000	2	3	5	4.5	1	1	5	0	1	14	16.7
Marshall	12/14/2022	*	32:47	4-7	.571	1-2	.500	0-0	.000	0	1	1	4.2	0	2	0	0	0	9	16.1
La Salle	12/17/2022		28:52	5-9	.556	5-8	.625	1-2	.500	2	2	4	4.2	2	1	1	0	1	16	16.1
Totals			12 432:59	70-165	.424	40-100	.400	29-30	.967	18	36	54	4.2	16	16	30	1	7	209	16.1

Player Averages

Games Played	Minutes/ game	Points/ game	FG Pct	3FG Pct	FT Pct	Rebounds/ game	Assists/ game	Turnovers/ game	Assist/Turnover ratio	Steals/ game	Blocks/ game
13	33.3	16.1	42.4	40.0	96.7	4.2	1.2	2.3	0.5	0.5	0.1



**2022-23 South Fla. Women's Basketball
Individual Game-by-Game
All games**

#5 TSINEKE, Elena

Opponent	Date	GS	MIN	Total		3-Pointers		Free throws		Rebounds				PF	A	TO	BLK	STL	PTS	AVG
				FG-FGA	PCT	3FG-3FGA	PCT	FT-FTA	PCT	OFF	DEF	TOT	AVG							
Morehead St.	11/07/2022	*	25:17	5-10	.500	2-2	1.000	3-4	.750	0	0	0	0.0	0	1	1	0	0	15	15.0
Florida A&M	11/11/2022	*	28:12	6-12	.500	1-4	.250	1-2	.500	3	1	4	2.0	0	7	4	0	1	14	14.5
Jacksonville	11/13/2022	*	28:32	3-11	.273	1-2	.500	0-0	.000	0	2	2	2.0	1	4	0	1	0	7	12.0
Alabama	11/16/2022	*	37:28	9-17	.529	1-4	.250	3-4	.750	0	1	1	1.8	3	4	4	0	2	22	14.5
at TCU	11/20/2022	*	35:27	6-16	.375	2-6	.333	7-8	.875	1	1	2	1.8	1	3	3	1	0	21	15.8
vs Georgia Tech	11/25/2022	*	31:08	7-17	.412	4-6	.667	6-7	.857	1	2	3	2.0	2	1	2	0	1	24	17.2
vs Michigan	11/26/2022	*	37:18	6-15	.400	0-4	.000	2-2	1.000	1	2	3	2.1	2	2	5	0	1	14	16.7
vs Villanova	11/27/2022	*	35:32	5-15	.333	0-1	.000	1-2	.500	2	1	3	2.3	1	0	4	1	1	11	16.0
at Texas	12/02/2022	*	38:34	9-17	.529	2-3	.667	2-2	1.000	0	5	5	2.6	3	5	5	1	4	22	16.7
at NC State	12/11/2022	*	38:05	7-19	.368	2-4	.500	1-2	.500	4	4	8	3.1	4	3	3	3	0	17	16.7
Marshall	12/14/2022	*	29:30	6-10	.600	2-2	1.000	2-4	.500	1	2	3	3.1	3	7	0	0	0	16	16.6
La Salle	12/17/2022	*	26:03	4-11	.364	2-4	.500	0-0	.000	6	3	9	3.6	1	6	4	0	1	10	16.1
Totals			12 391:06	73-170	.429	19-42	.452	28-37	.757	19	24	43	3.6	21	43	35	7	11	193	16.1

Player Averages

Games Played	Minutes/ game	Points/ game	FG Pct	3FG Pct	FT Pct	Rebounds/ game	Assists/ game	Turnovers/ game	Assist/Turnover ratio	Steals/ game	Blocks/ game
12	32.6	16.1	42.9	45.2	75.7	3.6	3.6	2.9	1.2	0.9	0.6



**2022-23 South Fla. Women's Basketball
Individual Game-by-Game
All games**

#10 AARNIO, Janette

Opponent	Date	GS	MIN	Total		3-Pointers		Free throws		Rebounds				PF	A	TO	BLK	STL	PTS	AVG
				FG-FGA	PCT	3FG-3FGA	PCT	FT-FTA	PCT	OFF	DEF	TOT	AVG							
Morehead St.	11/07/2022		23:38	2-5	.400	0-1	.000	4-4	1.000	1	1	2	2.0	1	4	1	1	2	8	8.0
Florida A&M	11/11/2022		04:11	1-1	1.000	1-1	1.000	0-0	.000	0	0	0	1.0	0	0	0	0	1	3	5.5
Jacksonville	11/13/2022		10:47	2-4	.500	0-0	.000	3-4	.750	0	0	0	0.7	1	0	0	0	0	7	6.0
Alabama	11/16/2022		03:24	0-1	.000	0-1	.000	0-0	.000	0	0	0	0.5	0	0	0	0	0	0	4.5
at TCU	11/20/2022		07:15	0-0	.000	0-0	.000	0-0	.000	0	0	0	0.4	1	0	0	0	0	0	3.6
New Hampshire	11/22/2022	*	19:06	2-3	.667	0-0	.000	0-0	.000	0	1	1	0.5	1	3	4	0	0	4	3.7
vs Georgia Tech	11/25/2022		06:39	0-0	.000	0-0	.000	0-0	.000	0	0	0	0.4	0	0	0	0	0	0	3.1
vs Michigan	11/26/2022		06:50	0-0	.000	0-0	.000	0-0	.000	0	0	0	0.4	0	1	0	0	0	0	2.8
vs Villanova	11/27/2022		15:11	0-1	.000	0-0	.000	0-0	.000	0	2	2	0.6	1	3	1	0	0	0	2.4
at Texas	12/02/2022		01:26	0-0	.000	0-0	.000	0-0	.000	0	0	0	0.5	0	0	0	0	0	0	2.2
at NC State	12/11/2022		01:01	0-0	.000	0-0	.000	0-0	.000	0	0	0	0.5	1	0	1	0	0	0	2.0
Marshall	12/14/2022		06:33	0-2	.000	0-1	.000	0-0	.000	0	0	0	0.4	0	1	1	0	0	0	1.8
La Salle	12/17/2022		04:36	0-0	.000	0-0	.000	0-0	.000	0	0	0	0.4	1	0	1	0	0	0	1.7
Totals		1	110:38	7-17	.412	1-4	.250	7-8	.875	1	4	5	0.4	7	12	9	1	3	22	1.7

Player Averages

Games Played	Minutes/ game	Points/ game	FG Pct	3FG Pct	FT Pct	Rebounds/ game	Assists/ game	Turnovers/ game	Assist/Turnover ratio	Steals/ game	Blocks/ game
13	8.5	1.7	41.2	25.0	87.5	0.4	0.9	0.7	1.3	0.2	0.1



**2022-23 South Fla. Women's Basketball
Individual Game-by-Game
All games**

#12 ASENSIO, Marina

Opponent	Date	GS	MIN	Total		3-Pointers		Free throws		Rebounds				PF	A	TO	BLK	STL	PTS	AVG
				FG-FGA	PCT	3FG-3FGA	PCT	FT-FTA	PCT	OFF	DEF	TOT	AVG							
Morehead St.	11/07/2022		20:13	1-3	.333	0-2	.000	2-2	1.000	0	0	0	0.0	3	3	1	0	0	4	4.0
Florida A&M	11/11/2022		16:13	0-3	.000	0-3	.000	0-0	.000	1	1	2	1.0	1	7	3	0	0	0	2.0
Jacksonville	11/13/2022		10:53	0-3	.000	0-0	.000	0-0	.000	1	4	5	2.3	1	1	1	0	0	0	1.3
Alabama	11/16/2022		10:58	0-2	.000	0-2	.000	0-0	.000	1	2	3	2.5	1	1	0	0	0	1.0	
at TCU	11/20/2022		06:34	0-1	.000	0-0	.000	0-0	.000	0	1	1	2.2	0	0	0	0	0	0.8	
New Hampshire	11/22/2022		19:55	1-5	.200	1-4	.250	0-0	.000	0	1	1	2.0	0	3	1	0	2	3	1.2
vs Georgia Tech	11/25/2022		05:07	0-0	.000	0-0	.000	0-0	.000	0	0	0	1.7	2	0	1	0	1	1.0	
vs Villanova	11/27/2022		24:21	0-1	.000	0-0	.000	0-0	.000	0	1	1	1.6	1	3	0	0	2	0.9	
at Texas	12/02/2022		04:17	0-0	.000	0-0	.000	0-0	.000	0	0	0	1.4	1	1	0	0	1	0.8	
at NC State	12/11/2022		03:01	0-0	.000	0-0	.000	0-0	.000	0	0	0	1.3	1	0	1	0	0	0.7	
Marshall	12/14/2022		06:10	0-1	.000	0-1	.000	0-0	.000	0	0	0	1.2	1	1	1	0	1	0.6	
La Salle	12/17/2022		08:11	0-0	.000	0-0	.000	0-0	.000	0	2	2	1.3	1	4	2	0	0	0.6	
Totals		0	135:53	2-19	.105	1-12	.083	2-2	1.000	3	12	15	1.3	13	24	11	0	7	7	0.6

Player Averages

Games Played	Minutes/game	Points/game	FG Pct	3FG Pct	FT Pct	Rebounds/game	Assists/game	Turnovers/game	Assist/Turnover ratio	Steals/game	Blocks/game
12	11.3	0.6	10.5	8.3	100.0	1.3	2.0	0.9	2.2	0.6	0.0



**2022-23 South Fla. Women's Basketball
Individual Game-by-Game
All games**

#14 JOHANSSON, Emma

Opponent	Date	GS	MIN	Total		3-Pointers		Free throws		Rebounds				PF	A	TO	BLK	STL	PTS	AVG
				FG-FGA	PCT	3FG-3FGA	PCT	FT-FTA	PCT	OFF	DEF	TOT	AVG							
Morehead St.	11/07/2022		18:34	3-3	1.000	1-1	1.000	2-2	1.000	2	4	6	6.0	4	1	2	1	1	9	9.0
Florida A&M	11/11/2022		13:17	1-2	.500	0-0	.000	0-0	.000	0	2	2	4.0	3	0	1	2	0	2	5.5
Jacksonville	11/13/2022		11:53	0-1	.000	0-0	.000	2-2	1.000	0	2	2	3.3	3	0	1	2	0	2	4.3
Alabama	11/16/2022		03:26	0-0	.000	0-0	.000	0-0	.000	1	1	2	3.0	0	1	0	0	0	0	3.3
at TCU	11/20/2022		15:20	0-1	.000	0-0	.000	0-0	.000	1	2	3	3.0	3	1	1	0	0	0	2.6
New Hampshire	11/22/2022		12:17	1-2	.500	0-1	.000	0-0	.000	1	3	4	3.2	4	0	1	0	0	2	2.5
vs Georgia Tech	11/25/2022		06:35	1-1	1.000	0-0	.000	0-0	.000	0	0	0	2.7	1	1	0	0	0	2	2.4
vs Michigan	11/26/2022		04:48	1-2	.500	0-0	.000	0-0	.000	1	0	1	2.5	2	0	0	0	0	2	2.4
vs Villanova	11/27/2022		10:21	0-0	.000	0-0	.000	2-6	.333	0	3	3	2.6	1	0	1	0	0	2	2.3
at Texas	12/02/2022		00:45	0-0	.000	0-0	.000	0-0	.000	0	0	0	2.3	0	0	0	0	0	0	2.1
at NC State	12/11/2022		04:05	1-1	1.000	1-1	1.000	0-0	.000	0	1	1	2.2	0	0	0	0	0	3	2.2
Marshall	12/14/2022		09:21	1-1	1.000	1-1	1.000	0-0	.000	0	1	1	2.1	2	1	1	0	1	3	2.3
La Salle	12/17/2022		09:04	0-2	.000	0-2	.000	0-0	.000	0	1	1	2.0	0	1	0	0	0	0	2.1
Totals		0	119:45	9-16	.563	3-6	.500	6-10	.600	6	20	26	2.0	23	6	8	5	2	27	2.1

Player Averages

Games Played	Minutes/ game	Points/ game	FG Pct	3FG Pct	FT Pct	Rebounds/ game	Assists/ game	Turnovers/ game	Assist/Turnover ratio	Steals/ game	Blocks/ game
13	9.2	2.1	56.3	50.0	60.0	2.0	0.5	0.6	0.8	0.2	0.4



**2022-23 South Fla. Women's Basketball
Individual Game-by-Game
All games**

#20 GONZALEZ, Daniela

Opponent	Date	GS	MIN	Total		3-Pointers		Free throws		Rebounds				PF	A	TO	BLK	STL	PTS	AVG
				FG-FGA	PCT	3FG-3FGA	PCT	FT-FTA	PCT	OFF	DEF	TOT	AVG							
Morehead St.	11/07/2022		15:23	2-3	.667	0-0	.000	1-2	.500	2	3	5	5.0	0	0	0	0	0	5	5.0
Florida A&M	11/11/2022		14:04	3-4	.750	0-0	.000	0-0	.000	0	0	0	2.5	1	1	1	0	1	6	5.5
Jacksonville	11/13/2022		17:13	1-3	.333	1-1	1.000	1-2	.500	1	1	2	2.3	1	0	0	0	0	4	5.0
Alabama	11/16/2022		08:10	1-2	.500	1-1	1.000	0-0	.000	0	1	1	2.0	1	0	0	0	0	3	4.5
at TCU	11/20/2022		11:01	2-4	.500	0-1	.000	0-0	.000	0	3	3	2.2	0	0	0	0	0	4	4.4
New Hampshire	11/22/2022		22:33	2-5	.400	1-2	.500	2-2	1.000	4	1	5	2.7	2	0	1	0	0	7	4.8
vs Georgia Tech	11/25/2022		17:43	3-7	.429	0-1	.000	3-4	.750	5	2	7	3.3	3	0	1	1	0	9	5.4
vs Michigan	11/26/2022		06:05	0-0	.000	0-0	.000	0-0	.000	0	2	2	3.1	1	1	2	0	0	0	4.8
vs Villanova	11/27/2022		15:57	0-2	.000	0-0	.000	0-0	.000	3	1	4	3.2	3	0	1	1	0	0	4.2
at Texas	12/02/2022		07:23	1-3	.333	1-2	.500	0-0	.000	0	0	0	2.9	2	0	0	0	0	3	4.1
at NC State	12/11/2022		06:33	0-1	.000	0-1	.000	0-0	.000	0	0	0	2.6	0	0	0	0	1	0	3.7
Marshall	12/14/2022		16:04	2-3	.667	1-2	.500	2-2	1.000	3	5	8	3.1	2	1	2	0	0	7	4.0
La Salle	12/17/2022	*	20:10	1-5	.200	0-2	.000	1-3	.333	0	4	4	3.2	1	1	0	1	2	3	3.9
Totals		1	178:19	18-42	.429	5-13	.385	10-15	.667	18	23	41	3.2	17	4	8	3	4	51	3.9

Player Averages

Games Played	Minutes/game	Points/game	FG Pct	3FG Pct	FT Pct	Rebounds/game	Assists/game	Turnovers/game	Assist/Turnover ratio	Steals/game	Blocks/game
13	13.7	3.9	42.9	38.5	66.7	3.2	0.3	0.6	0.5	0.3	0.2



**2022-23 South Fla. Women's Basketball
Individual Game-by-Game
All games**

#22 WILSON, Aerial

Opponent	Date	GS	MIN	Total		3-Pointers		Free throws		Rebounds				PF	A	TO	BLK	STL	PTS	AVG	
				FG-FGA	PCT	3FG-3FGA	PCT	FT-FTA	PCT	OFF	DEF	TOT	AVG								
Morehead St.	11/07/2022	*	19:47	0-1	.000	0-1	.000	0-0	.000	0	2	2	2.0	0	7	2	0	0	0	0.0	
Florida A&M	11/11/2022	*	23:47	1-4	.250	1-3	.333	0-0	.000	0	1	1	1.5	0	4	2	0	1	3	1.5	
Jacksonville	11/13/2022	*	29:07	0-1	.000	0-0	.000	3-6	.500	0	5	5	2.7	1	3	2	0	0	3	2.0	
Alabama	11/16/2022	*	29:02	1-6	.167	0-2	.000	0-0	.000	2	6	8	4.0	2	6	1	2	2	2	2.0	
at TCU	11/20/2022	*	30:45	3-5	.600	1-2	.500	0-0	.000	0	0	0	3.2	3	7	1	0	1	7	3.0	
New Hampshire	11/22/2022	*	24:52	3-4	.750	0-1	.000	1-2	.500	0	2	2	3.0	0	3	1	1	2	7	3.7	
vs Georgia Tech	11/25/2022	*	34:53	0-5	.000	0-1	.000	0-0	.000	1	3	4	3.1	3	4	2	0	1	0	3.1	
vs Michigan	11/26/2022	*	38:28	0-2	.000	0-1	.000	0-0	.000	0	2	2	3.0	2	2	3	0	1	0	2.8	
vs Villanova	11/27/2022	*	07:47	0-0	.000	0-0	.000	0-0	.000	0	0	0	2.7	0	0	1	0	0	0	2.4	
at Texas	12/02/2022	*	35:43	0-0	.000	0-0	.000	0-0	.000	0	5	5	2.9	2	5	5	0	1	0	2.2	
at NC State	12/11/2022	*	35:58	1-3	.333	0-1	.000	0-0	.000	1	4	5	3.1	2	5	3	0	2	2	2.2	
Marshall	12/14/2022	*	21:34	0-5	.000	0-2	.000	0-0	.000	0	1	1	2.9	0	6	0	0	0	0	2.0	
La Salle	12/17/2022	*	19:31	0-2	.000	0-2	.000	0-0	.000	0	1	1	2.8	1	3	2	2	0	0	1.8	
Totals			13	351:14	9-38	.237	2-16	.125	4-8	.500	4	32	36	2.8	16	55	25	5	11	24	1.8

Player Averages

Games Played	Minutes/game	Points/game	FG Pct	3FG Pct	FT Pct	Rebounds/game	Assists/game	Turnovers/game	Assist/Turnover ratio	Steals/game	Blocks/game
13	27.0	1.8	23.7	12.5	50.0	2.8	4.2	1.9	2.2	0.8	0.4



**2022-23 South Fla. Women's Basketball
Individual Game-by-Game
All games**

#32 FANKAM MENDJIADU, Dulcy

Opponent	Date	GS	MIN	Total		3-Pointers		Free throws		Rebounds				PF	A	TO	BLK	STL	PTS	AVG		
				FG-FGA	PCT	3FG-3FGA	PCT	FT-FTA	PCT	OFF	DEF	TOT	AVG									
Morehead St.	11/07/2022	*	24:29	5-7	.714	0-0	.000	2-5	.400	2	8	10	10.0	3	1	1	1	1	12	12.0		
Florida A&M	11/11/2022	*	29:09	9-12	.750	0-0	.000	8-10	.800	5	2	7	8.5	1	0	1	1	2	26	19.0		
Jacksonville	11/13/2022	*	28:07	11-15	.733	0-0	.000	3-4	.750	5	5	10	9.0	3	3	4	1	1	25	21.0		
Alabama	11/16/2022	*	36:34	3-5	.600	0-0	.000	2-2	1.000	3	9	12	9.8	4	1	3	5	0	8	17.8		
at TCU	11/20/2022	*	20:41	5-5	1.000	0-0	.000	0-1	.000	2	3	5	8.8	5	0	4	0	1	10	16.2		
New Hampshire	11/22/2022	*	27:43	7-10	.700	0-0	.000	1-1	1.000	8	4	12	9.3	3	2	4	0	1	15	16.0		
vs Georgia Tech	11/25/2022	*	33:59	6-13	.462	0-0	.000	7-8	.875	8	13	21	11.0	4	1	5	1	0	19	16.4		
vs Michigan	11/26/2022	*	35:12	4-6	.667	0-0	.000	0-0	.000	2	9	11	11.0	5	1	0	1	1	8	15.4		
vs Villanova	11/27/2022	*	31:50	6-16	.375	0-0	.000	2-6	.333	6	11	17	11.7	4	0	4	1	1	14	15.2		
at Texas	12/02/2022	*	39:15	5-11	.455	0-0	.000	3-5	.600	2	8	10	11.5	4	1	3	2	1	13	15.0		
at NC State	12/11/2022	*	35:55	5-16	.313	0-0	.000	0-0	.000	6	12	18	12.1	3	0	1	2	1	10	14.5		
Marshall	12/14/2022	*	30:39	7-9	.778	0-0	.000	3-5	.600	0	5	5	11.5	1	2	0	1	1	17	14.8		
La Salle	12/17/2022	*	32:16	9-15	.600	0-0	.000	8-10	.800	6	6	12	11.5	2	0	0	0	2	26	15.6		
Totals				13	405:49	82-140	.586	0-0	.000	39-57	.684	55	95	150	11.5	42	12	30	16	13	203	15.6

Player Averages

Games Played	Minutes/game	Points/game	FG Pct	3FG Pct	FT Pct	Rebounds/game	Assists/game	Turnovers/game	Assist/Turnover ratio	Steals/game	Blocks/game
13	31.2	15.6	58.6	0.0	68.4	11.5	0.9	2.3	0.4	1.0	1.2



**2022-23 South Fla. Women's Basketball
Individual Game-by-Game
All games**

#55 BRITO, Carla

Opponent	Date	GS	MIN	Total		3-Pointers		Free throws		Rebounds				PF	A	TO	BLK	STL	PTS	AVG	
				FG-FGA	PCT	3FG-3FGA	PCT	FT-FTA	PCT	OFF	DEF	TOT	AVG								
Morehead St.	11/07/2022	*	29:12	6-8	.750	1-1	1.000	1-2	.500	2	4	6	6.0	0	0	4	0	2	14	14.0	
Florida A&M	11/11/2022	*	25:55	5-6	.833	1-2	.500	0-0	.000	1	5	6	6.0	2	4	1	0	2	11	12.5	
Jacksonville	11/13/2022	*	22:47	3-6	.500	0-1	.000	1-4	.250	2	5	7	6.3	0	1	3	1	0	7	10.7	
Alabama	11/16/2022	*	31:50	0-7	.000	0-2	.000	4-6	.667	6	4	10	7.3	1	1	4	0	2	4	9.0	
at TCU	11/20/2022	*	32:58	5-9	.556	0-0	.000	1-1	1.000	3	7	10	7.8	3	1	2	1	0	11	9.4	
New Hampshire	11/22/2022	*	37:54	10-16	.625	0-2	.000	6-6	1.000	2	8	10	8.2	2	3	5	0	3	26	12.2	
vs Georgia Tech	11/25/2022	*	25:56	1-7	.143	0-0	.000	0-0	.000	2	4	6	7.9	1	2	1	0	1	2	10.7	
vs Michigan	11/26/2022	*	33:55	4-12	.333	1-4	.250	3-4	.750	1	5	6	7.6	3	2	1	1	1	12	10.9	
vs Villanova	11/27/2022	*	25:11	2-8	.250	0-2	.000	2-2	1.000	1	0	1	6.9	1	0	0	0	1	6	10.3	
at Texas	12/02/2022	*	32:37	3-3	1.000	1-1	1.000	0-0	.000	1	3	4	6.6	1	1	3	0	1	7	10.0	
at NC State	12/11/2022	*	33:27	5-13	.385	1-5	.200	0-0	.000	1	6	7	6.6	3	1	1	0	0	11	10.1	
Marshall	12/14/2022	*	23:56	4-6	.667	0-0	.000	0-0	.000	1	6	7	6.7	1	0	4	0	1	8	9.9	
La Salle	12/17/2022	*	23:38	3-7	.429	0-0	.000	2-2	1.000	1	3	4	6.5	3	1	3	0	2	8	9.8	
Totals			13	379:16	51-108	.472	5-20	.250	20-27	.741	24	60	84	6.5	21	17	32	3	16	127	9.8

Player Averages

Games Played	Minutes/game	Points/game	FG Pct	3FG Pct	FT Pct	Rebounds/game	Assists/game	Turnovers/game	Assist/Turnover ratio	Steals/game	Blocks/game
13	29.2	9.8	47.2	25.0	74.1	6.5	1.3	2.5	0.5	1.2	0.2



**South Fla. Women's Basketball
Individual Career Summaries
All games**

AARNIO, Janette

				Field Goals		3-Point		F-Throws		Rebounds									Scoring	
SEASON	TEAM	GP-GS	MIN/AVG	FG-FGA	FG%	3FG-3FGA	3FG%	FT-FTA	FT%	OFF	DEF	TOT	AVG	PF-FO	A	TO	BLK	STL	PTS	AVG
2022-23	USF	13-1	111/8.5	7-17	.412	1-4	.250	7-8	.875	1	4	5	0.4	7-0	12	9	1	3	22	1.7
TOTAL		13-1	111/8.5	7-17	.412	1-4	.250	7-8	.875	1	4	5	0.4	7-0	12	9	1	3	22	1.7

Single Game Highs

Statistic	Value	
Points	8	vs Morehead St. 11/07/22
Rebounds	2	vs Morehead St. 11/07/22, vs Villanova 11/27/22
Assists	4	vs Morehead St. 11/07/22
Steals	2	vs Morehead St. 11/07/22
Blocks	1	vs Morehead St. 11/07/22
FG Made	2	vs Morehead St. 11/07/22, vs Jacksonville 11/13/22, vs New Hampshire 11/22/22
FG Attempts	5	vs Morehead St. 11/07/22
3FG Made	1	vs Florida A&M 11/11/22
3FG Attempts	1	4 times
FT Made	4	vs Morehead St. 11/07/22
FT Attempts	4	vs Morehead St. 11/07/22, vs Jacksonville 11/13/22

ALVAREZ, Maria

				Field Goals		3-Point		F-Throws		Rebounds									Scoring	
SEASON	TEAM	GP-GS	MIN/AVG	FG-FGA	FG%	3FG-3FGA	3FG%	FT-FTA	FT%	OFF	DEF	TOT	AVG	PF-FO	A	TO	BLK	STL	PTS	AVG
2019-20	USF	15-8	410/27.3	44-131	.336	34-108	.315	10-20	.500	7	37	44	2.9	26-1	49	25	0	15	132	8.8
2020-21	USF	21-1	344/16.4	48-124	.387	41-102	.402	17-23	.739	8	30	38	1.8	23-1	17	23	0	12	154	7.3
2021-22	USF	27-2	461/17.1	47-151	.311	36-116	.310	20-29	.690	5	43	48	1.8	32-0	38	26	3	7	150	5.6
2022-23	USF	2-0	25/12.4	3-10	.300	3-10	.300	0-0	.000	0	2	2	1.0	2-0	4	1	1	0	9	4.5
TOTAL		65-11	1239/19.1	142-416	.341	114-336	.339	47-72	.653	20	112	132	2.0	83-2	108	75	4	34	445	6.8

Single Game Highs

Statistic	Value	
Points	23	vs Houston 01/09/21
Rebounds	6	vs Mississippi St. 12/19/19, at UNLV 12/21/19
Assists	7	at Cincinnati 01/05/22
Steals	3	at Tulane 01/13/21
Blocks	1	4 times
FG Made	7	vs VCU 11/15/19, vs Houston 01/09/21
FG Attempts	14	vs Notre Dame 11/30/19
3FG Made	6	vs Alabama St. 12/06/19, vs Houston 01/09/21
3FG Attempts	13	vs Notre Dame 11/30/19
FT Made	4	vs Baylor 12/01/20, vs East Carolina 01/02/21, vs Cincinnati 02/16/22
FT Attempts	6	vs Cincinnati 02/16/22



ASENSIO, Marina

				Field Goals		3-Point		F-Throws		Rebounds									Scoring	
SEASON	TEAM	GP-GS	MIN/AVG	FG-FGA	FG%	3FG-3FGA	3FG%	FT-FTA	FT%	OFF	DEF	TOT	AVG	PF-FO	A	TO	BLK	STL	PTS	AVG
2022-23	USF	12-0	136/11.3	2-19	.105	1-12	.083	2-2	1.000	3	12	15	1.3	13-0	24	11	0	7	7	0.6
TOTAL		12-0	136/11.3	2-19	.105	1-12	.083	2-2	1.000	3	12	15	1.3	13-0	24	11	0	7	7	0.6

Single Game Highs

Statistic	Value	
Points	4	vs Morehead St. 11/07/22
Rebounds	5	vs Jacksonville 11/13/22
Assists	7	vs Florida A&M 11/11/22
Steals	2	vs New Hampshire 11/22/22, vs Villanova 11/27/22
FG Made	1	vs Morehead St. 11/07/22, vs New Hampshire 11/22/22
FG Attempts	5	vs New Hampshire 11/22/22
3FG Made	1	vs New Hampshire 11/22/22
3FG Attempts	4	vs New Hampshire 11/22/22
FT Made	2	vs Morehead St. 11/07/22
FT Attempts	2	vs Morehead St. 11/07/22

BRITO, Carla

				Field Goals		3-Point		F-Throws		Rebounds									Scoring	
SEASON	TEAM	GP-GS	MIN/AVG	FG-FGA	FG%	3FG-3FGA	3FG%	FT-FTA	FT%	OFF	DEF	TOT	AVG	PF-FO	A	TO	BLK	STL	PTS	AVG
2022-23	USF	13-13	379/29.2	51-108	.472	5-20	.250	20-27	.741	24	60	84	6.5	21-0	17	32	3	16	127	9.8
TOTAL		13-13	379/29.2	51-108	.472	5-20	.250	20-27	.741	24	60	84	6.5	21-0	17	32	3	16	127	9.8

Single Game Highs

Statistic	Value	
Points	26	vs New Hampshire 11/22/22
Rebounds	10	vs Alabama 11/16/22, at TCU 11/20/22, vs New Hampshire 11/22/22
Assists	4	vs Florida A&M 11/11/22
Steals	3	vs New Hampshire 11/22/22
Blocks	1	vs Jacksonville 11/13/22, at TCU 11/20/22, vs Michigan 11/26/22
FG Made	10	vs New Hampshire 11/22/22
FG Attempts	16	vs New Hampshire 11/22/22
3FG Made	1	5 times
3FG Attempts	5	at NC State 12/11/22
FT Made	6	vs New Hampshire 11/22/22
FT Attempts	6	vs Alabama 11/16/22, vs New Hampshire 11/22/22



**South Fla. Women's Basketball
Individual Career Summaries
All games**

FANKAM MENDJIADU, Dulcy

SEASON	TEAM	GP-GS	MIN/AVG	Field Goals		3-Point		F-Throws		Rebounds				Scoring						
				FG-FGA	FG%	3FG-3FGA	3FG%	FT-FTA	FT%	OFF	DEF	TOT	AVG	PF-FO	A	TO	BLK	STL	PTS	AVG
2019-20	Mem	31-31	872/28.1	152-312	.487	0-1	.000	73-111	.658	99	167	266	8.6	69-3	16	82	27	36	377	12.2
2020-21	Mem	19-18	580/30.5	107-225	.476	0-1	.000	54-86	.628	74	128	202	10.6	40-2	22	56	30	24	268	14.1
2021-22	USF	33-21	783/23.7	135-288	.469	0-1	.000	71-107	.664	93	142	235	7.1	81-0	13	59	26	29	341	10.3
2022-23	USF	13-13	406/31.2	82-140	.586	0-0	.000	39-57	.684	55	95	150	11.5	42-2	12	30	16	13	203	15.6
TOTAL FOR USF		46-34	1189/25.8	217-428	.507	0-1	.000	110-164	.671	148	237	385	8.4	123-2	25	89	42	42	544	11.8
TOTAL		96-83	2640/27.5	476-965	.493	0-3	.000	237-361	.657	321	532	853	8.9	232-7	63	227	99	102	1189	12.4

Single Game Highs

Statistic	Value	
Points	26	vs Florida A&M 11/11/22, vs La Salle 12/17/22
Rebounds	21	vs Georgia Tech 11/25/22
Assists	3	vs Jacksonville 11/13/22
Steals	6	vs Tulane 02/23/21
Blocks	5	vs Alabama 11/16/22
FG Made	11	vs Jacksonville 11/13/22
FG Attempts	17	at Saint Louis 12/04/20
3FG Attempts	1	vs UAB 12/08/19, at Houston 02/13/21, vs Temple 01/22/22
FT Made	9	vs UConn 01/14/20
FT Attempts	10	vs UConn 01/14/20, vs Florida A&M 11/11/22, vs La Salle 12/17/22

GONZALEZ, Daniela

SEASON	TEAM	GP-GS	MIN/AVG	Field Goals		3-Point		F-Throws		Rebounds				Scoring						
				FG-FGA	FG%	3FG-3FGA	3FG%	FT-FTA	FT%	OFF	DEF	TOT	AVG	PF-FO	A	TO	BLK	STL	PTS	AVG
2022-23	USF	13-1	178/13.7	18-42	.429	5-13	.385	10-15	.667	18	23	41	3.2	17-0	4	8	3	4	51	3.9
TOTAL		13-1	178/13.7	18-42	.429	5-13	.385	10-15	.667	18	23	41	3.2	17-0	4	8	3	4	51	3.9

Single Game Highs

Statistic	Value	
Points	9	vs Georgia Tech 11/25/22
Rebounds	8	vs Marshall 12/14/22
Assists	1	4 times
Steals	2	vs La Salle 12/17/22
Blocks	1	vs Georgia Tech 11/25/22, vs La Salle 12/17/22, vs Villanova 11/27/22
FG Made	3	vs Florida A&M 11/11/22, vs Georgia Tech 11/25/22
FG Attempts	7	vs Georgia Tech 11/25/22
3FG Made	1	5 times
3FG Attempts	2	4 times
FT Made	3	vs Georgia Tech 11/25/22
FT Attempts	4	vs Georgia Tech 11/25/22



**South Fla. Women's Basketball
Individual Career Summaries
All games**

JOHANSSON, Emma

				Field Goals		3-Point		F-Throws		Rebounds								Scoring		
SEASON	TEAM	GP-GS	MIN/AVG	FG-FGA	FG%	3FG-3FGA	3FG%	FT-FTA	FT%	OFF	DEF	TOT	AVG	PF-FO	A	TO	BLK	STL	PTS	AVG
2022-23	USF	13-0	120/9.2	9-16	.563	3-6	.500	6-10	.600	6	20	26	2.0	23-0	6	8	5	2	27	2.1
TOTAL		13-0	120/9.2	9-16	.563	3-6	.500	6-10	.600	6	20	26	2.0	23-0	6	8	5	2	27	2.1

Single Game Highs

Statistic	Value	
Points	9	vs Morehead St. 11/07/22
Rebounds	6	vs Morehead St. 11/07/22
Assists	1	6 times
Steals	1	vs Morehead St. 11/07/22, vs Marshall 12/14/22
Blocks	2	vs Florida A&M 11/11/22, vs Jacksonville 11/13/22
FG Made	3	vs Morehead St. 11/07/22
FG Attempts	3	vs Morehead St. 11/07/22
3FG Made	1	vs Morehead St. 11/07/22, at NC State 12/11/22, vs Marshall 12/14/22
3FG Attempts	2	vs La Salle 12/17/22
FT Made	2	vs Morehead St. 11/07/22, vs Jacksonville 11/13/22, vs Villanova 11/27/22
FT Attempts	6	vs Villanova 11/27/22

MCGEE, Caitlin

				Field Goals		3-Point		F-Throws		Rebounds								Scoring		
SEASON	TEAM	GP-GS	MIN/AVG	FG-FGA	FG%	3FG-3FGA	3FG%	FT-FTA	FT%	OFF	DEF	TOT	AVG	PF-FO	A	TO	BLK	STL	PTS	AVG
2020-21	OM	24-0	300/12.5	28-63	.444	3-10	.300	14-23	.609	30	51	81	3.4	32-0	12	20	9	5	73	3.0
2021-22	OM	32-0	423/13.2	41-80	.513	1-5	.200	21-42	.500	50	49	99	3.1	26-0	18	33	17	13	104	3.3
TOTAL FOR USF		0-0	0/0.0	0-0	.000	0-0	.000	0-0	.000	0	0	0	0.0	0-0	0	0	0	0	0	0.0
TOTAL		56-0	723/12.9	69-143	.483	4-15	.267	35-65	.538	80	100	180	3.2	58-0	30	53	26	18	177	3.2

Single Game Highs

Statistic	Value	
Points	13	vs McNeese 11/30/20, vs Mississippi Val. 11/14/21
Rebounds	10	at Missouri 02/03/22
Assists	2	4 times
Steals	2	vs Mississippi Val. 12/12/20, vs Samford 12/17/21, at Auburn 02/24/22
Blocks	3	vs Kentucky 02/04/21, vs Florida 03/04/22
FG Made	6	vs McNeese 11/30/20
FG Attempts	8	vs McNeese 11/30/20
3FG Made	1	4 times
3FG Attempts	2	vs McNeese 11/30/20, at Mississippi St. 01/10/21, vs Georgia 01/30/22
FT Made	5	vs New Orleans 12/01/21
FT Attempts	5	vs Mississippi Val. 11/14/21, vs New Orleans 12/01/21



**South Fla. Women's Basketball
Individual Career Summaries
All games**

PUISIS, Sammie

SEASON	TEAM	GP-GS	MIN/AVG	Field Goals		3-Point		F-Throws		Rebounds				Scoring						
				FG-FGA	FG%	3FG-3FGA	3FG%	FT-FTA	FT%	OFF	DEF	TOT	AVG	PF-FO	A	TO	BLK	STL	PTS	AVG
2019-20	FSU	31-0	646/20.8	56-148	.378	49-123	.398	9-13	.692	29	41	70	2.3	26-0	25	16	0	18	170	5.5
2020-21	FSU	19-19	597/31.4	47-146	.322	33-113	.292	5-9	.556	24	61	85	4.5	29-0	18	24	2	19	132	6.9
2021-22	FSU	31-22	700/22.6	62-162	.383	44-116	.379	13-15	.867	9	54	63	2.0	24-0	25	43	2	9	181	5.8
2022-23	USF	13-12	433/33.3	70-165	.424	40-100	.400	29-30	.967	18	36	54	4.2	16-0	16	30	1	7	209	16.1
TOTAL FOR USF		13-12	433/33.3	70-165	.424	40-100	.400	29-30	.967	18	36	54	4.2	16-0	16	30	1	7	209	16.1
TOTAL		94-53	2376/25.3	235-621	.378	166-452	.367	56-67	.836	80	192	272	2.9	95-0	84	113	5	53	692	7.4

Single Game Highs

Statistic	Value	
Points	26	vs Alabama 11/16/22
Rebounds	9	vs Virginia 12/13/20, at North Carolina 02/04/21, vs Jacksonville 11/13/22
Assists	4	at UIC 11/23/19, vs Jacksonville 11/13/22
Steals	4	at Miami (FL) 01/05/20
Blocks	1	5 times
FG Made	10	at Texas 12/02/22
FG Attempts	19	at Texas 12/02/22
3FG Made	6	vs Florida A&M 11/11/22
3FG Attempts	12	vs Clemson 01/21/21, vs Florida A&M 11/11/22
FT Made	7	vs Alabama 11/16/22
FT Attempts	7	vs Alabama 11/16/22



**South Fla. Women's Basketball
Individual Career Summaries
All games**

TSINEKE, Elena

SEASON	TEAM	GP-GS	MIN/AVG	Field Goals		3-Point		F-Throws		Rebounds				Scoring						
				FG-FGA	FG%	3FG-3FGA	3FG%	FT-FTA	FT%	OFF	DEF	TOT	AVG	PF-FO	A	TO	BLK	STL	PTS	AVG
2019-20	USF	27-22	746/27.6	115-307	.375	44-138	.319	60-68	.882	17	36	53	2.0	63-2	44	77	8	18	334	12.4
2020-21	USF	21-17	506/24.1	105-272	.386	32-108	.296	43-49	.878	22	25	47	2.2	37-1	37	44	2	9	285	13.6
2021-22	USF	32-31	1029/32.2	173-447	.387	29-100	.290	82-98	.837	67	45	112	3.5	68-1	75	86	6	23	457	14.3
2022-23	USF	12-12	391/32.6	73-170	.429	19-42	.452	28-37	.757	19	24	43	3.6	21-0	43	35	7	11	193	16.1
TOTAL		92-82	2673/29.1	466-1196	.390	124-388	.320	213-252	.845	125	130	255	2.8	189-4	199	242	23	61	1269	13.8

Single Game Highs

Statistic	Value	
Points	31	vs Wichita St. 01/06/21
Rebounds	9	vs La Salle 12/17/22
Assists	7	vs Jacksonville 11/28/20, vs Florida A&M 11/11/22, vs Marshall 12/14/22
Steals	4	vs Tulane 01/25/20, vs Ole Miss 12/21/21, at Texas 12/02/22
Blocks	3	at NC State 12/11/22
FG Made	11	vs Wichita St. 01/06/21
FG Attempts	24	vs NC State 03/23/21, vs Tulsa 01/19/22
3FG Made	5	vs Wichita St. 01/06/21
3FG Attempts	12	vs Notre Dame 11/30/19
FT Made	10	vs Temple 01/22/22
FT Attempts	12	vs Temple 01/22/22

WEARY, Bella

SEASON	TEAM	GP-GS	MIN/AVG	Field Goals		3-Point		F-Throws		Rebounds				Scoring						
				FG-FGA	FG%	3FG-3FGA	3FG%	FT-FTA	FT%	OFF	DEF	TOT	AVG	PF-FO	A	TO	BLK	STL	PTS	AVG
2021-22	USF	8-0	24/3.0	1-5	.200	1-3	.333	0-0	.000	1	2	3	0.4	2-0	1	2	0	0	3	0.4
TOTAL		8-0	24/3.0	1-5	.200	1-3	.333	0-0	.000	1	2	3	0.4	2-0	1	2	0	0	3	0.4

Single Game Highs

Statistic	Value	
Points	3	vs Stetson 12/15/21
Rebounds	1	vs Syracuse 11/20/21, vs High Point 12/17/21, vs Jacksonville 12/29/21
Assists	1	vs Stetson 12/15/21
FG Made	1	vs Stetson 12/15/21
FG Attempts	2	vs Stetson 12/15/21
3FG Made	1	vs Stetson 12/15/21
3FG Attempts	1	vs Alabama St. 11/11/21, vs Stetson 12/15/21, vs High Point 12/17/21



**South Fla. Women's Basketball
Individual Career Summaries
All games**

WILLIAMS, Priscilla

				Field Goals		3-Point		F-Throws		Rebounds									Scoring	
SEASON	TEAM	GP-GS	MIN/AVG	FG-FGA	FG%	3FG-3FGA	3FG%	FT-FTA	FT%	OFF	DEF	TOT	AVG	PF-FO	A	TO	BLK	STL	PTS	AVG
2020-21	SU	21-20	452/21.5	57-152	.375	34-92	.370	34-44	.773	18	50	68	3.2	41-0	14	29	4	18	182	8.7
2022-23	USF	8-0	70/8.8	10-30	.333	8-16	.500	5-8	.625	1	14	15	1.9	8-0	6	6	2	1	33	4.1
TOTAL FOR USF		8-0	70/8.8	10-30	.333	8-16	.500	5-8	.625	1	14	15	1.9	8-0	6	6	2	1	33	4.1
TOTAL		29-20	523/18.0	67-182	.368	42-108	.389	39-52	.750	19	64	83	2.9	49-0	20	35	6	19	215	7.4

Single Game Highs

Statistic	Value	
Points	26	vs Miami (FL) 01/17/21
Rebounds	10	vs Boston College 02/25/21
Assists	3	vs Notre Dame 01/31/21
Steals	2	5 times
Blocks	1	6 times
FG Made	9	vs Miami (FL) 01/17/21
FG Attempts	17	vs North Carolina 01/19/21
3FG Made	8	vs Lincoln (PA) 12/02/20
3FG Attempts	11	vs Lincoln (PA) 12/02/20, vs Notre Dame 01/31/21
FT Made	6	vs Boston College 03/04/21
FT Attempts	6	vs Boston College 02/25/21, vs Boston College 03/04/21

WILSON, Aerial

				Field Goals		3-Point		F-Throws		Rebounds									Scoring	
SEASON	TEAM	GP-GS	MIN/AVG	FG-FGA	FG%	3FG-3FGA	3FG%	FT-FTA	FT%	OFF	DEF	TOT	AVG	PF-FO	A	TO	BLK	STL	PTS	AVG
2019-20	Mem	31-30	863/27.8	42-128	.328	17-57	.298	14-23	.609	22	36	58	1.9	69-1	70	67	6	32	115	3.7
2020-21	Mem	19-19	647/34.1	29-111	.261	9-44	.205	17-24	.708	19	47	66	3.5	45-0	115	71	3	17	84	4.4
2021-22	USF	24-2	150/6.3	8-26	.308	6-16	.375	0-1	.000	3	7	10	0.4	11-0	13	13	1	7	22	0.9
2022-23	USF	13-13	351/27.0	9-38	.237	2-16	.125	4-8	.500	4	32	36	2.8	16-0	55	25	5	11	24	1.8
TOTAL FOR USF		37-15	501/13.6	17-64	.266	8-32	.250	4-9	.444	7	39	46	1.2	27-0	68	38	6	18	46	1.2
TOTAL		87-64	2011/23.1	88-303	.290	34-133	.256	35-56	.625	48	122	170	2.0	141-1	253	176	15	67	245	2.8

Single Game Highs

Statistic	Value	
Points	10	at Saint Louis 12/04/20, at Cincinnati 01/20/21
Rebounds	9	vs Liberty 12/06/20
Assists	10	vs Houston 12/22/20, vs East Carolina 02/06/21
Steals	5	vs George Washington 11/17/19, at Tulsa 01/09/21
Blocks	2	vs Alabama 11/16/22, vs La Salle 12/17/22
FG Made	4	vs SMU 01/21/20, at Saint Louis 12/04/20, at Cincinnati 01/20/21
FG Attempts	11	vs Cincinnati 03/08/21
3FG Made	2	vs SMU 03/06/20
3FG Attempts	5	vs Cincinnati 03/08/21
FT Made	3	vs Liberty 12/06/20, vs Jacksonville 11/13/22
FT Attempts	6	vs Tulane 02/04/20, vs Jacksonville 11/13/22