



RAZORBACKS®

2022-23 Women's Basketball Game Notes

Kylie Magar | Assistant Director, Communications
E: kmagar@uark.edu | ArkansasRazorbacks.com

2022-23 SCHEDULE

Date	Opponent	Time	TV/RESULT
Nov. 2	vs. UAFS (exhibition)	7 PM	W, 92-62
Nov. 7	at UAPB	6 PM	W, 70-50
Nov. 11	Central Arkansas	10:30 AM	W, 72-34
Nov. 14	Tulsa	7 PM	W, 79-70
Nov. 17	Kent State	7 PM	W, 80-59
Nov. 20	at Little Rock	1 PM	W, 93-49
Nov. 24	Northern Arizona\$	5:45 PM	W, 82-73
Nov. 25	Clemson\$	8 PM	W, 76-62
Nov. 26	No. 25 Kansas State\$	8 PM	W, 69-53
Dec. 1	Troy	7 PM	W, 87-70
Dec. 4	Oral Roberts	2 PM	W, 92-58
Dec. 8	Lamar	7 PM	W, 63-50
Dec. 11	Arkansas State	3 PM	W, 77-63
Dec. 17	at No. 16/16 Creighton	1 PM	W, 83-75
Dec. 20	No. 16/15 Oregon+	3 PM	L, 85-78
Dec. 21	USF+	3 PM	L, 66-65 (OT)
Dec. 29	No. 9/9 LSU*	6 PM	L, 69-45
Jan. 1	at Kentucky*	1 PM	W, 71-50
Jan. 5	Florida*	7 PM	W, 102-74
Jan. 8	at Missouri*	2 PM	SECN+
Jan. 16	Vanderbilt*	6 PM	SECN
Jan. 19	at LSU*	8 PM	SECN
Jan. 22	at South Carolina*	2 PM	ESPN2/SECN
Jan. 26	Alabama*	6 PM	SECN
Jan. 29	Ole Miss*	4 PM	SECN
Feb. 5	at Auburn*	2 PM	SECN
Feb. 9	at Vanderbilt*	8 PM	SECN
Feb. 12	Missouri*	2 PM	SECN+
Feb. 16	Tennessee*	6 PM	SECN
Feb. 19	at Georgia*	11 AM	ESPN2/SECN
Feb. 23	at Mississippi State*	8 PM	SECN
Feb. 26	Texas A&M*	11 AM	ESPN2/SECN

*-SEC Contest

\$-Paradise Jam (St. Thomas, U.S. Virgin Islands)

+ -San Diego Invitational (San Diego, Calif.)

19 ARKANSAS AT MISSOURI | MIZZOU ARENA | JAN. 8 | SECN+

Arkansas
Razorbacks



VS.



Missouri
Tigers

Record 15-3
Conference Record 2-1
AP Poll RV (24)
USA Today Coaches Poll RV (44)
Head Coach Mike Neighbors
HC Record at UofA (Yrs) 111-67 (6th season)
HC Career Record (Yrs) 209-108 (10th season)
Neighbors' Record vs. Mizzou 8-4

Record 14-2
Conference Record 3-0
AP Poll N/A
USA Today Coaches Poll N/A
Head Coach Robin Pingeton
HC Record at Mizzou (Yrs) 221-169 (13th season)
HC Career Record (Yrs) 556-326 (28th season)
Pingeton's Record vs. UofA 8-12

LAST STARTING 5



#43 MAKAYLA DANIELS

Sr. | G | 5-8 | Frederick, Md.

PPG	RPG	APG	MPG
13.6	4.0	3.0	30.0



#2 SAMARA SPENCER

So. | G | 5-7 | Fort Lauderdale, Fla.

PPG	RPG	APG	MPG
15.7	4.1	4.6	33.1



#0 SAYLOR POFFENBARGER

R-Fr. | F | 6-2 | Middletown, Md.

PPG	RPG	APG	MPG
9.0	8.0	2.8	31.0



#34 CHISSY CARR

R-Sr. | G | 6-1 | Edern Prairie, Minn.

PPG	RPG	APG	MPG
11.3	3.8	0.5	27.5



#4 ERYNN BARNUM

R-Sr. | F | 6-2 | Little Rock, Ark.

PPG	RPG	APG	MPG
15.3	6.6	2.1	25.7

SNAPSHOT:

- Delivered 16 points & drew eight fouls vs. Florida
- No. 21 all-time career scoring (1,218) and No. 18 in career assists (261)
- Leading returning scorer & rebounder
- Has started in all 103 career collegiate games (one of eight in country to start in all 100+ games)

SNAPSHOT:

- Registered 16 points, four boards & six assists vs. UF
- Logged first double-double vs. Oregon w/ 26 points, 10 assists and 7 rebounds
- No. 5 in assists and No. 9 in scoring in SEC
- Tabbed the 2022 SEC Freshman of the Year

SNAPSHOT:

- Finished with 16 points and eight rebounds vs. UF
- Has three double-doubles & five 10+ rebound games
- Three-time SEC Freshman of the Week honoree
- No. 2 in def. RPG & No. 6 in rebounding in the SEC

SNAPSHOT:

- Attacked the basket vs. Florida to finish with 16 points
- Leads team with 37 triples
- Has started in 131 career games
- Ninth in 3-pointers/gm (2.1) and 11th in 3-point percentage (.296) in the SEC

SNAPSHOT:

- Logged another near triple-double with 15 points, eight rebounds and six assists vs. Florida
- Katrina McClain Preseason Watch List
- Leads SEC in FG% (.622), 11th in scoring and 14th in rebounds per game
- 13th in FG% in NCAA

FOLLOW, WATCH & LISTEN



@RAZORBACKWBB

TV: SECN+

On the Call: Nate Gatter and Jordan Roundtree

Razorback Sports Network from Learfield (Radio)

Phil Elson - <http://143.223.155.160/audio>
Fayetteville - KQSM-FM-92.1 /// KYNG-AM - 1590*
Fort Smith - KFPW-AM-1230 /// KHGG-AM-1580



NEIGHBORHOOD WATCH

→ Arkansas women's basketball has received votes in the latest AP and WBCA Coaches polls, after having been ranked for four straight weeks (#21, #21, #17 and #24 in AP)

→ The Razorbacks are coming off a huge win over Florida on Thursday, cracking triple digits with a 102-74 victory in the team's "White Out" game. The win marked the first time Arkansas passed the century mark since 2020 when the team defeated Central Arkansas, 105-58

→ With Arkansas' two straight wins in the first three SEC games, the Razorbacks are off to its best start in league play since 2010-11 (when the program also started SEC play 2-1)

→ A win at Missouri on Sunday would mark eight straight victories for Arkansas against Missouri, while also improving the Razorbacks to 3-1 in league play, which would be the best start for the Razorbacks in SEC play since 2005-06

→ Arkansas is paving its way to another winning season under head coach **Mike Neighbors** who has led the program to four straight winning seasons

→ The Razorbacks are 7-1 at home and hope to improve upon its 4-0 true road record this weekend

→ The team finished the non-conference slate at 13-2, with its win total leading the country for majority of the non-conference season. Arkansas played the maximum allotted games in the non-conference season with 15

→ The team has a well-balanced offensive attack with four players averaging double digits in scoring, almost all five starters

→ **Samara Spencer** leads the Razorbacks with 15.7 points per game and 4.6 assists per game with her 82 total assists on pace of surpassing her total last season

→ **Saylor Poffenbarger** has brought a huge defensive presence to the team, leading the way in rebounding with 8.0 per game, 126 of her 144 rebounds coming on the defensive side. **Poffenbarger** also ties for the team's leader in blocks with 20

→ **Erynn Barnum** is the second leading scorer with 15.3 points per game, while leading the SEC in field goal percentage (.622), which she has for majority of the season. **Barnum** also is tied for a team's most 20 blocks

→ **Makayla Daniels** leads the team in steals with 25, while also averaging 13.6 points per game

→ **Chrissy Carr** puts up 11.3 points per game and leads the squad with 37 3-pointers

→ Arkansas gets to the line 25.5 times per game, which is third in the country, second in the SEC behind LSU

→ In the SEC, Arkansas leads in 3-point attempts per game (26.9) and is No. 2 in 3-pointers per game (8.56)

→ The Razorbacks have outrebounded opponents in 12 games. The team's 31.28 defensive rebounds per game is the 11th most in the country

→ Head coach **Mike Neighbors** earned his 200th win in late November at the Paradise Jam in the Virgin Islands versus Northern Arizona (W, 82-73) and surpassed 100 wins at Arkansas following the team's 80-59 win over Kent State

→ With **Neighbors** in charge, the Hogs are coming off back-to-back NCAA Tournament appearances (should be back-to-back-to-back had the COVID-19 pandemic have not cancelled the 2020 tournament) and four consecutive winning seasons. **Neighbors** also has the most wins of any collegiate coach with 10 years of experience

→ The Razorbacks were projected to finish fourth in the SEC Preseason Media Poll and tied for fifth in the SEC Preseason Coaches Poll. **Daniels** represents Arkansas on the Preseason Second Team (Coaches Poll)

HEADLINERS

→ Arkansas has began the season 15-3 and with one more win, the Razorbacks could clinch another winning regular season. It would mark five straight winning seasons for coach **Neighbors**

→ The Razorbacks have gotten off to slow starts in SEC play in years past, but its 2-1 start in league play is the best for the program since 2010-11. With another SEC win on Sunday, the Razorbacks will be off to its best league start since 2005-06

→ The Razorbacks hold an 18-12 advantage over the Tigers, but are 7-8 in Columbia. In the last six games of the series, the point differential has been 10 points or fewer in four of those games with Arkansas holding a seven-game winning streak over Missouri

→ Arkansas is 4-0 in true road games this season

→ **Saylor Poffenbarger's** mother Amy Fordham (maiden name) played at Missouri from 1990-94 and left the Tigers with several stats in the top 10, including holding the single season assist record

→ **Makayla Daniels** continues to move steadily in career all-time records. She is No. 21 in scoring (1,218), which is 21 points shy of cracking the top 20 in scoring by tying with **Cheryl Orcholski** with 1,239. **Daniels** is also No. 18 in career assists (261), only four away from tying **Lyndsay Harris** at No. 17 (265), as well as No. 10 in career starts (103)

SCOUTING MISSOURI ABOUT THE TIGERS

→ A Missouri team under head coach **Robin Pingeton** has shown they can win any given game on any given night in the SEC

→ Missouri was projected to finish 12th in both the SEC Preseason Media and Coaches polls

→ **Hayley Frank** was named to the Preseason All-SEC Second Team. Last season she started in all 31 games, averaging 15.0 points and 5.1 rebounds per game

→ The Tigers are 14-2 this season with its lone losses coming against No. 11 Virginia Tech (73-57) and Illinois (76-66). The Tigers' most solid wins this year have come against Wake Forest (69-47), UMass (71-66) and at Alabama on Thursday (66-65)

→ **Frank** is the team's leading scorer with 15.4 points per game along with 12 total blocks

→ **Sara-Rose Smith** paces the team in rebounds with 8.1 per game

BENCHMARK PERFORMANCES

10+ POINTS	19-20	20-21	21-22	22-23	TOT
Makayla Daniels	12	19	19	13	63
Erynn Barnum	4	9	6	14	33
Samara Spencer	-	-	20	13	33
Jersey Wolfenbarger	-	-	12	2	14
Chrissy Carr	-	-	-	11	11
Saylor Poffenbarger	-	-	-	8	8
Maryam Dauda	-	-	-	3	3
Rylee Langerman	-	0	1	1	2
Emrie Ellis	-	-	1	0	1

20+ POINTS	19-20	20-21	21-22	22-23	TOT
Makayla Daniels	2	1	5	2	10
Samara Spencer	-	-	3	5	8
Erynn Barnum	0	0	0	4	4
Chrissy Carr	-	-	-	1	1

30+ POINTS	19-20	20-21	21-22	22-23	TOT
Makayla Daniels	0	0	2	0	2
Samara Spencer	-	-	0	1	1

5+ 3-POINTERS	19-20	20-21	21-22	22-23	TOT
Samara Spencer	-	-	1	2	3
Makayla Daniels	1	0	1	0	2
Chrissy Carr	-	-	-	1	1
Rylee Langerman	-	0	1	0	1

50% FG (8 ATT.)	19-20	20-21	21-22	22-23	TOT
Erynn Barnum	3	6	3	10	22
Makayla Daniels	4	3	10	3	20
Samara Spencer	-	-	8	6	14
Jersey Wolfenbarger	-	-	6	1	7
Saylor Poffenbarger	-	-	-	3	3
Chrissy Carr	-	-	-	2	2
Rylee Langerman	-	0	1	0	1

10+ REBOUNDS	19-20	20-21	21-22	22-23	TOT
Saylor Poffenbarger	-	-	-	5	5
Erynn Barnum	1	1	1	1	4
Jersey Wolfenbarger	-	-	2	1	3
Makayla Daniels	0	0	1	0	1
Rylee Langerman	-	0	1	0	1

15+ REBOUNDS	19-20	20-21	21-22	22-23	TOT
--------------	-------	-------	-------	-------	-----

5+ ASSISTS	19-20	20-21	21-22	22-23	TOT
Makayla Daniels	3	2	6	1	12
Samara Spencer	-	-	5	7	12
Saylor Poffenbarger	-	-	-	4	4
Erynn Barnum	0	0	0	2	2

3+ BLOCKS	19-20	20-21	21-22	22-23	TOT
Erynn Barnum	3	1	0	2	6
Jersey Wolfenbarger	-	-	2	2	4
Emrie Ellis	-	-	2	0	2
Saylor Poffenbarger	-	-	-	2	2
Maryam Dauda	-	-	-	1	1

5+ STEALS	19-20	20-21	21-22	22-23	TOT
Makayla Daniels	4	1	1	0	6
Erynn Barnum	0	0	2	1	3
Rylee Langerman	-	0	1	0	1
Samara Spencer	-	-	1	0	1

DOUBLE-DOUBLES	19-20	20-21	21-22	22-23	TOT
Saylor Poffenbarger	-	-	-	3	3
Erynn Barnum	1	1	0	1	3
Jersey Wolfenbarger	-	-	2	0	2

Stat Comparison

UA	Mizzou
76.9.....	Scoring.....69.6
61.7.....	Opp. Scoring.....56.5
.415.....	FG %......464
.344.....	Def. FG%......364
.318.....	3-pt. %......360
8.6.....	3-pt./gm......7.8
.641.....	FT%......706
42.6.....	Reb./gm......36.5
14.3.....	Assists/gm......14.9
13.8.....	TO/gm......16.1
+3.4.....	TO Margin.....-0.4
7.0.....	Steals/gm......7.6
4.1.....	Blocks/gm......3.1

2022-23 SOUTHEASTERN CONFERENCE STANDINGS

CONFERENCE STANDINGS														
CONFERENCE					OVERALL					AP			COACHES	
W-L	Pct.	H	A		W-L	Pct.	H	A	N	Streak	vs T10	vs T25	vs T10	vs T25
LSU	3-0	1.000	2-0	1-0	15-0	1.000	9-0	2-0	4-0	W15	0-0	2-0	0-0	2-0
Ole Miss	3-0	1.000	2-0	1-0	14-2	.875	10-0	3-1	1-1	W7	0-0	0-1	0-0	0-1
Missouri	3-0	1.000	1-0	2-0	14-2	.875	8-1	4-0	2-1	W3	0-0	0-1	0-1	0-1
South Carolina	3-0	1.000	2-0	0-0	15-0	1.000	9-0	5-0	1-0	W15	1-0	3-0	1-0	3-0
Tennessee	3-0	1.000	2-0	1-0	11-6	.647	9-2	1-2	1-2	W4	0-2	0-4	0-2	0-4
Arkansas	2-1	.667	1-1	1-0	15-3	.833	8-1	4-0	3-2	W2	0-1	2-2	0-1	1-2
Alabama	1-2	.333	1-1	0-1	12-4	.750	8-1	3-2	1-1	L2	0-0	0-1	0-0	0-1
Florida	1-2	.333	0-1	1-1	12-4	.750	7-1	3-2	2-1	L1	0-0	0-1	0-0	0-1
Georgia	1-2	.333	1-0	0-1	12-5	.706	8-2	1-1	3-2	W1	0-2	0-2	0-1	0-2
Mississippi State	1-2	.333	0-1	1-1	12-4	.750	8-1	1-2	3-1	L2	0-0	0-0	0-0	0-1
Auburn	0-3	.000	0-1	0-2	10-5	.667	9-2	0-2	1-1	L3	0-2	0-2	0-2	0-2
Kentucky	0-3	.000	0-1	0-2	8-7	.533	6-4	1-1	1-2	L3	0-0	0-2	0-0	0-3
Texas A&M	0-3	.000	0-1	0-2	5-8	.385	5-3	0-5	0-0	L4	0-1	0-1	0-1	0-1
Vanderbilt	0-3	.000	0-1	0-2	9-8	.529	6-3	3-3	0-2	L3	0-1	0-2	0-1	0-2

2022-23 SEC Preseason Media Poll	2022-23 SEC Preseason Coaches' Poll
1. South Carolina	1. South Carolina
2. Tennessee	2. Tennessee
3. LSU	3. LSU
4. Arkansas	4. Alabama
5. Ole Miss	T5. Arkansas
6. Florida	T5. Mississippi State
7. Kentucky	7. Florida
8. Mississippi State	8. Ole Miss
9. Georgia	9. Georgia
10. Alabama	10. Kentucky
11. Texas A&M	11. Texas A&M
12. Missouri	12. Missouri
13. Auburn	13. Auburn
14. Vanderbilt	14. Vanderbilt

- **Mama Dembele** leads the team with 49 assists
- **Lauren Hansen** is also an efficient scorer with 13.8 points per game

ABOUT THE HEAD COACH

- **Robin Pingeton** is one of the longest tenured coaches in the SEC, now in her 13th season at the helm
- **Pingeton** has led her Tiger teams to six NCAA Tournament berths and 19 postseason appearances, while being one of 34 active DI head coaches with 500+ career wins
- In her 28 seasons as a head coach, she has compiled a 556-326 career record, previously serving as the head coach at Illinois State and her alma mater St. Ambrose, where she also had a remarkable career

SERIES HISTORY OF MISSOURI VS. ARKANSAS

- Missouri and Arkansas know each other very well, as the two teams face each other at least twice a season
- Arkansas holds an 18-12 advantage over the Tigers with the first meeting coming on March 12, 1986 in Arkansas' first SEC tournament appearance, which resulted in a 66-65 win for Missouri
- Arkansas is going into this game on a seven-game winning streak against the Tigers, winning seven of the last 10 matchups
- In the past six games, four of those contests were decided by 10 points or fewer
- Arkansas and Missouri went head-to-head three times last season, with Arkansas winning all three, highlighted by the team's 61-52 overtime feat against the Tigers at the SEC Tournament. In that win, **Makayla Daniels** earned her first career double-double with 13 points and 14 rebounds. **Sasha Goforth** and **Samara Spencer** logged 11 points, a piece, while **Jersey Wolfenbarger** pulled down nine rebounds and had three assists and steals

LAST TIME OUT

- Arkansas showed no mercy against Florida on Thursday night in the team's "White Out" game, defeating the Gators, 102-74. The win marked the first time the Razorbacks notched triple digits since 2020
- The scoring was as evenly distributed as you could get with all five starters in double digits with 15 points or more
- Four of the five starters registered 16 points, including **Saylor Poffenbarger** who also pulled down eight rebounds while playing just 18 minutes for being in foul trouble in the first half
- **Samara Spencer** added to her 16 points with six assists, while **Makayla Daniels** was fouled eight times to get seven of her 16 points from the charity stripe
- We saw how **Chrissy Carr** can attack the basket, as she delivered 16 points
- **Erynn Barnum** played her second straight game with a near triple-double after tallying 15 points, eight rebounds and six assists
- The bench was also key, as **Rylee Langerman** recorded eight points and **Jersey Wolfenbarger** registered eight points and seven boards
- The Razorbacks set a new season-high in assists with 23 and matched a season-high 12 3-pointers for the third time this season
- Arkansas shot 49.2 percent (32-for-65) from the field, 40 percent (12-for-30) from 3-point and 74.3 percent (26-for-35) from the line

AN ARKANSAS WIN MEANS...

- The team will extend its winning streak over Missouri to eight games
- The Razorbacks will start the SEC slate 3-1 for the first time since 2005-06
- Arkansas will improve to 5-0 on the road this season
- The program will clinch a winning regular season for the fourth straight year
- The team will improve to 19-12 in the series, 8-8 in games played in Columbia
- **Mike Neighbors** will earn his ninth win over Missouri as a head coach

DO THEY GIVE OUT SEC SOPHOMORE OF THE YEAR?

- **Samara Spencer** has been showing everyone a sophomore slump is not in her DNA
- Dominates the paint with her speed to the basket, can get to the free throw line and can shoot the 3-pointer with great accuracy
- Registered 16 points, four rebounds and six assists vs. Florida, while leading the team in +/- with +27
- Has logged 13 double-digit scoring games, five 20+ point contests, as well as one 30-point game and a double-double
- In last seven games, has averaged 16.1 points, 4.7 assists and 4.0 rebounds per game
- Against Oregon at the San Diego Invitational, earned a near triple-double with 20 points, a career-high 10 assists and seven rebounds
- Logged a career-high 32 points against Oral Roberts, shooting 10-of-17 from the field with a career-high six 3-pointers
- SEC statistical rankings: second in free throw attempts (112), third in field goal attempts (228), fifth in assists (4.56), ninth in scoring (15.72), 10th in 3-pointers per game (2.0) and 12th in field goal percentage (.417)
- NCAA statistical rankings: fifth in free throw attempts, 19th in total assists (82), 24th in field goal attempts and 26th in total points (283)
- **Spencer** averaged 12.2 points, 3.7 rebounds, 3.1 assists, 1.2 steals and 30.1 minutes per game last season, while leading team with 96 assists

CALL HER ERYNN BURNING 'EM!

→ **Erynn Barnum** is a constant threat to the competition under the basket, and can make 3-pointers if you don't pay close attention :)

→ Coming off back-to-back near triple-double games, most recently tallying 15 points, eight rebounds and six assists versus Florida

→ Coming off back-to-back 6+ assist games

→ Has logged 20-point games four times this year, including 22 against No. 16 Oregon and 21 vs. USF, which both led the team at the San Diego Invitational. Coming into her senior season, she never scored 20 points in a game

→ In last seven games, has averaged 16.1 points, 5.0 rebounds and 2.9 assists per game

→ Only player to have two perfect shooting days in the SEC, going 8-of-8 vs. Arkansas State and 5-of-5 at Little Rock

→ Among active SEC players, sits No. 9 in rebounds (459) and career blocks (83) and No. 18 in scoring (793)

→ SEC statistical rankings: first in field goal percentage (.622), fourth in free throw attempts (94), 11th in scoring (15.33), 14th in rebounding (6.61), 15th in free throw percentage (.606), as well as fourth in assists (4.67) in SEC play

→ NCAA statistical rankings: 13th in field goal percentage, 19th in free throw attempts and 33rd in total points (276)

→ Registered 15 points and 11 rebounds for her third career double-double versus UAPB

→ Longest tenured Razorback, with this being her fifth year (redshirted in 2018-19)

→ Last season averaged 7.6 points and 4.8 rebounds per game. She started in 10 of 22 games, missing a large part of year due to injury

WATCH LIST SZN

→ **Erynn Barnum** was named to the Katrina McClain Award Preseason Watch List as one of the 20 best power forwards in the country

→ She is the first Arkansas player to be a candidate for this particular award and the first Razorback on a preseason watch list since prior to the 2020-21 season

RETURN OF THE MAK

→ This team is four-year veteran **Makayla Daniels'** team

→ Was solid once again, this time against Florida where she registered 16 points and drew eight fouls to deliver seven of her points from the charity stripe

→ Has been playing great in her return back from missing three games due to injury. In her last six games, she has averaged 14.0 points, 3.0 rebounds and 2.7 assists per game, while logging double digits in scoring in each of those games

→ Won Paradise Jam Reef Tournament MVP, averaging 17.3 points, 5.7 rebounds, 2.7 assists and 2.0 steals per game

→ Ranked No. 21 on the all-time scoring list with 1,218 points (one of 31 Razorbacks in the 1,000-point club). The next stop is No. 20, which is held by Director of Basketball Operations **Cheryl Orcholski** who racked up 1,239 points in her career

→ Her 103 career starts is No. 10 in program history

→ Sits No. 18 on the all-time assist list (261) and is four away from tying **Lyndsay Harris** at No. 17 with 265

→ Has fourth most steals (161), fifth most points, seventh most assists and 20th most rebounds (347) among active SEC players

→ SEC statistical rankings: fifth in 3-point percentage (.384), sixth in 3-pointers made per game (2.2), eighth in free throw percentage (.775), 12th in assist/turnover ratio (1.36), 12th in minutes (30.04) 14th in assists (3.0) and 18th in scoring (13.6)

→ Earned a spot on the SEC Preseason Second

WHAT'S HE SAYIN'?

Trying to figure out what Coach Neighbors is saying on the bench? Don't worry - he has a language all his own.

Coach Neighbors plays Positionless Basketball. Instead of having guards, forwards and centers, he has Rabbits, Rackers, Locks and Dragons.



Rabbits run the floor and look to score quickly with a layup.



Rackers bring the ball up the floor, and are trying to get to the rack.



Locks, generally good three-point shooters, are trying to win the race to the corners.



The Dragon is the last player down the court, dragging behind the others.

Team, her first recognition by the league since she was SEC Freshman of the Week in 2019-20

→ Last season averaged 14.0 points and a team-leading 5.3 rebounds. **Daniels** also averaged 2.9 assists and 1.8 steals per game

KEEPING IT 100!

→ **Makayla Daniels** is one of eight active players in collegiate women's basketball to start in all games they have appeared in with a minimum 100 contests

- 138 - Ashley Joens (Iowa State)
- 135 - Cate Reese (Arizona)
- 121 - Lindsey Thall (Kent State)
- 116 - Aliyah Boston (South Carolina)
- 115 - Zia Cooke (South Carolina)
- 107 - Jordan King (Marquette)
- 106 - Kyla McMakin (St. Louis)
- 103 - **Makayla Daniels (Arkansas)**

POFFEN OFF!

→ **Saylor Poffenbarger** is the textbook definition of a big guard. If you need her to play any position one through five, she can handle it

→ Coming off her best shooting performance against Florida, having tallied 16 points off 6-of-8 shooting from the field, 3-of-3 from the line. She also pulled down eight boards

→ Logged third double-double of the season with 16 points and 11 rebounds along with three assists at No. 16 Creighton

→ Recorded two consecutive double-doubles after a career-high 17 points and 12 rebounds versus Lamar. That performance came after registering her first double-double against Oral Roberts, where she had 14 points and a career-high 13 rebounds

→ Named SEC Freshman of the Week three times, which leads the league

→ SEC statistical rankings: second in defensive rebounds (7.0), sixth in rebounding (8.0) and eighth in minutes (30.96)

→ NCAA statistical rankings: 21st in total rebounds (144) and 28th in defensive rebounds per game

→ Joined the team midway through last year after transferring from UConn. She was the No. 30th-ranked recruit in the 2021 class

OUR RECORD WHEN ...

Overall	15-3
Home / Away / Neutral	8-1/4-0/3-2
SEC	1-1
Home / Away	0-1/1-0
White Uniforms	10-2
Cardinal Uniforms	5-0
Anthracite Uniforms	0-1

LEADS/QUARTERS/HALFTIME/OT

Leading after the 1st quarter	12-2
Leading after the 2nd quarter/Half	13-1
Leading after the 3rd quarter	14-2
Leading at the half, home	6-0
Leading at the half, road/neutral	7-1
Tied at the half, home	0-0
Tied at the half, road/neutral	1-0
Games decided by 5 points or fewer	0-1
Games decided by 10 points or fewer	3-2
Leading with 5:00 left	15-1
Leading with 2:00 left	15-1
Overtime games	0-1

OFFENSE

Scoring less than 70 points	2-2
Scoring 70-79 points	6-1
Scoring 80-89 points	4-0
Scoring 90-99 points	2-0
Scoring 100+ points	1-0
2 Players Or Less in Double Figures	0-1
3 Players in Double Figures	6-2
4 Players in Double Figures	6-0
5 Players in Double Figures	2-0
5+ Players in Double Figures	1-0
When shooting 50 percent or higher	1-0
When shooting less than 50 percent	14-3

REBOUNDING/TURNOVERS

When outrebounding opponent	12-0
When outrebounded	2-3
When rebounds are even	1-0
When grabbing 10+ offensive reb	10-1
When forcing 15+ turnovers	10-2
When committing less than 15 turnovers	10-3
When committing 15+ turnovers	5-0

Top Scorers (Includes Ties)

Barnum	@UAPB, UCA, TU, UO, USF, @UK
Carr	@LR, K-ST, LU, UF
Daniels	CLEM, UF
Spencer ..	@UABP, Kent, NAU, Troy, ORU, A-St., CU, LSU, UF
Poffenbarger	@UK, UF

Top Rebounders (Includes Ties)

Barnum	@UAPB, UCA, @LR, NAU, CLEM, Troy, @UK, UF
Carr	NAU
Daniels	LSU
Poffenbarger ...	TU, @LR, CLEM, ORU, LU, A-St., CU, UO, USF, UF
Spencer	Kent, K-ST
Wolfenbarger	LSU

Months

November	8-0
December	5-3
January	2-0

TRANSFER PORTAL JACKPOT

→ **Chrissy Carr** has started in all but two collegiate games she has appeared in during her fifth collegiate season with 131 starts
 → Has reached double digits in scoring in 11 games this season and has led the team in points in four different contests (including ties)
 → Tallied 16 points with many of her points coming from attacking the basket against Florida
 → Named to the Paradise Jam All-Tournament Team, averaging 14.7 points and 5.0 rebounds per game
 → Delivered a season-high 22 points off 7-of-10 shooting and four 3-pointers at Little Rock
 → Sits ninth in 3-pointers per game (2.06) and 11th in 3-point percentage (.296) in SEC
 → NCAA statistical rankings: fifth in 3-point attempts (235) and 40th in total 3-pointers (37), as well as No. 17 on the all-time career 3-pointers made (263) and No. 54 in scoring (1,513) on the list among active NCAA players
 → An overall well-rounded player, **Carr** can shoot, attack the basket to get to her midrange, rebound, defend and lead as a veteran player
 → Averaged double digits, or near to it, all four years thus far with 9.8 PPG as a freshman and sophomore at Kansas State and a career-high 15.2 points and 4.9 rebounds per game as a junior. In her one year at Syracuse, averaged 11.7 points and 4.6 boards per game, while leading the team in 3-pointers (60) and shooting 36.3 percent from deep

TAKING ONE FOR THE TEAM

→ Being told to play in a position you have never played before is quite tough, especially as a freshman in college, but **Jersey Wolfenbarger** handled that task with ease
 → **Wolfenbarger** played down low in just about every start last season, setting her up to play against some of the best bigs in the country, including Aliyah Boston (South Carolina), Jenna Staiti (Georgia) and Tamari Key (Tennessee), but that didn't stop her production
 → Delivered big minutes off the bench against Florida to finish with eight points off 3-of-5 shooting and seven rebounds
 → Started in three games this season with one of those starts coming against Arkansas State, where she logged a season-high 15 points off 4-of-8 shooting with six boards
 → Averaged 9.3 points, 8.0 rebounds and 2.7 blocks per game during that three-game stretch she started (ORU, Lamar and A-State)
 → Last season, averaged 7.6 points, 4.3 rebounds and 0.9 blocks per game and named to the All-SEC Freshman Team
 → Double-doubled twice last season with 12 points/11 rebounds at Missouri and 12 points/10 boards at Texas A&M
 → High school accolades: McDonald's All-American, two-time Arkansas Gatorade Player of the Year, No. 7 overall recruit in the country and No. 1 wing player in ESPN HoopGurlz, Naismith HS Player of the Year and FIBA U19 World Cup medalist

THE GLUE

→ **Rylee Langerman** is a hustler and team player. She is willing to do the dirty work or anything her team needs to win
 → Often called "the glue girl" and a player everyone needs on a team to be successful
 → Hustle-type or game-changing type plays are called "Rylees"
 → Leads the bench in minutes with 16.7

played per game
 → Logged eight points, three rebounds and two steals against Florida
 → Registered her second career double-digit scoring contest with 10 points, five boards and four steals against Tulsa
 → **Langerman** was named to the 2022 SEC Community Service Team. She is a role model in the NWA community and beyond, as well as a positive light to those also affected by Alopecia
 → Her stats don't always show up on the box score, but if there's a loose ball, a ball going out of bounds or a tie-up, you can bet she's involved
 → Averaged 3.2 points and 3.7 rebounds across 19.2 minutes per game last season

NICE, YET INTIMIDATING

→ **Maryam Dauda** is primed to be one of the top bigs in the SEC in the near future. The scariest thing about her is she can not only take care of business down low, but she can shoot 3-pointers and make them too
 → Had three assists vs. Florida
 → Registered a 3-pointer in five games and at least one block in eight
 → Logged a career-high 11 points (all in first half), while matching a career-high eight rebounds off the bench against Arkansas State
 → Recovered from an ACL injury she suffered from in high school last season
 → Was a top player out of high school, as the No. 13 player in the country according to ESPN HoopGurlz. She was also a McDonalds All-American

SE OKLAHOMA'S BEST KEPT SECRET

→ Last year's freshmen class featured **Emrie Ellis** (Vanoss), who is capable of putting up triple-double type numbers
 → Coming off five points off a perfect 1-of-1 shooting from 3-point and two free throws against Florida. Her first of two free throws elevated the Razorbacks to the century mark
 → Playing 6.2 minutes per game with 14 game appearances. Will often get some action before halftime
 → **Ellis** saw a lot of time on the court as a rookie, appearing off the bench in 27 games to average 2.9 points, 2.1 rebounds, 0.8 blocks and 10.8 minutes per game

BY THE NUMBERS

- 1,218** Makayla Daniels continues her steady climb on the all-time career scoring list. She surpassed DOBO Amber Shirey and Juliet Jackson on Thursday night and is now No. 21 on the list
- 111** Mike Neighbors has earned 111 wins while serving as the head coach at Arkansas. He has the fourth most wins among Arkansas head coaches
- 13** Arkansas won 13 non-conference games, which is the most in the country. The Razorbacks' 13-0 start marked the best start for the program since 2013
- 2** The Razorbacks' 2-1 start is the best for the Razorbacks in SEC play since 2010-11

GAME-BY-GAME STARTERS IN 2022-23 (ALPHABETICAL)

OPPONENT	1	2	3	4	5
UAPB	Barnum	Carr	Daniels	Poffenbarger	Spencer
Central Arkansas	Barnum	Carr	Daniels	Poffenbarger	Spencer
Tulsa	Barnum	Carr	Daniels	Poffenbarger	Spencer
Kent State	Barnum	Carr	Daniels	Poffenbarger	Spencer
Little Rock	Barnum	Carr	Daniels	Poffenbarger	Spencer
Northern Arizona	Barnum	Carr	Daniels	Poffenbarger	Spencer
Clemson	Barnum	Carr	Daniels	Poffenbarger	Spencer
Kansas State	Barnum	Carr	Daniels	Poffenbarger	Spencer
Troy	Barnum	Carr	Daniels	Poffenbarger	Spencer
Oral Roberts	Barnum	Carr	Poffenbarger	Spencer	Wolfenbarger
Lamar	Barnum	Carr	Poffenbarger	Spencer	Wolfenbarger
Arkansas State	Barnum	Carr	Poffenbarger	Spencer	Wolfenbarger
Creighton	Barnum	Carr	Daniels	Poffenbarger	Spencer
Oregon	Barnum	Carr	Daniels	Poffenbarger	Spencer
USF	Barnum	Carr	Daniels	Poffenbarger	Spencer
LSU	Barnum	Carr	Daniels	Poffenbarger	Spencer
Kentucky	Barnum	Carr	Daniels	Poffenbarger	Spencer
Florida	Barnum	Carr	Daniels	Poffenbarger	Spencer
Missouri					
Vanderbilt					
LSU					
South Carolina					
Alabama					
Ole Miss					
Auburn					
Vanderbilt					
Missouri					
Tennessee					
Georgia					
Mississippi State					
Texas A&M					



HOMEGROWN HOGS

ERYNN BARNUM
R-SR. | F | LITTLE ROCK, ARKANSAS

LOREN LINDSEY
FR. | G | FAYETTEVILLE, ARKANSAS

AVERY HUGHES
SR. | G | BENTONVILLE, ARKANSAS

JERSEY WOLFENBARGER
SO. | G/F | FORT SMITH, ARKANSAS

MARYAM DAUDA
R-FR. | F | BENTONVILLE, ARKANSAS

- The Hogs' roster is Arkansas heavy, and that starts from the top down, as Head Coach Mike Neighbors, a University of Arkansas Alum, was born and raised in Greenwood, Arkansas
- Erynn Barnum, now in her redshirt senior season, is the oldest of the Arkansas clan. Barnum was playing the best basketball of her career last season during the non-conference slate until an injury sidelined her for a large portion of the SEC slate. In her nine appearances during non-conference play, Barnum averaged 11.2 points and 5.9 rebounds per game
- Loren Lindsey is a true freshman out of Fayetteville High School. She has joined the team as a walk-on after a successful career with the Bulldogs
- Senior Avery Hughes of Bentonville was the first walk-on of the Neighbors era at Arkansas and was put on scholarship prior to last season. She played in 14 games off the bench
- Jersey Wolfenbarger is one of the highest recruited players in the program's history. The 6-5 wing ranked No. 7 in the 2021 Hoopgurlz rankings was the Arkansas Gatorade Player of the Year twice in a row. She was named to the SEC All-Freshman Team and started in 23 contests
- After having to sit out last season with an ACL injury, Maryam Dauda is destined for a great year. She was a McDonald's All-American and Jordan Brand Classic Invitee and was ranked as the top-ranked post player in the ESPN Hoopgurlz rankings
- Not pictured: Sasha Goforth (redshirting) started all 32 games, averaging 11.5 points, 4.8 rebounds and 2.1 blocks per game last year



OKLAHOMIES

RYLEE LANGERMAN
JR. | G | NORMAN, OKLAHOMA

KARLEY JOHNSON
FR. | G | MUSTANG, OKLAHOMA

EMRIE ELLIS
SO. | F | VANOSS, OKLAHOMA

- On the Arkansas women's basketball roster, 75 percent are either from Arkansas or its bordering state of Oklahoma
- Rylee Langerman out of Norman, Oklahoma is the eldest of the Oklahoma bunch, going into her junior year. She played in all 32 games with seven starts, averaging 3.2 points and 3.7 rebounds per game

- Emrie Ellis appeared in 27 games last season to tally 2.9 points and 2.1 boards per game along with 22 blocks. Ellis is from Vanoss, a small town in the southeastern part of the state
- Karley Johnson is a true freshman and product of Mustang, just southwest of Oklahoma City. She was a McDonald's All-American nominee
- Not pictured: Ashlyn Sage (redshirting), who played in 15 games as a freshman last season and comes to Arkansas from Weatherford, Oklahoma



MARYLAND MAGIC

MAKAYLA DANIELS
SR. | G | FREDERICK, MARYLAND

SAYLOR POFFENBARGER
R-FR. | G | MIDDLETOWN, MARYLAND

- Makayla Daniels was the first ever Maryland signee in Arkansas women's basketball history
- Now, the Razorbacks have two from Little America with the addition of Saylor Poffenbarger in winter 2022
- Daniels has started in all 88 collegiate games she has appeared in, coming off last year as the leading returner in scoring and rebounding
- Poffenbarger, a UConn transfer, brings along a great deal of versatility. She was the No. 30 player in the ESPN Hoopgurlz rankings

2022-23 ROSTER @RAZORBACKWBB

NUMERICAL

NO.	NAME	POS	HT	CL	HOMETOWN/PREVIOUS SCHOOL	TWITTER
0	Saylor Poffenbarger	G	6-2	R-Fr.	Middletown, Md./UConn	@saylorpoff
2	Samara Spencer	G	5-7	So.	Fort Lauderdale, Fla./St. Thomas Aquinas	@samaraaspen
4	Erynn Barnum	F	6-2	R-Sr.	Little Rock, Ark./Little Rock Central	@erynnbee_
11	Rylee Langerman	G	5-9	Jr.	Norman, Okla./Christian Heritage	@rylang2
13	Sasha Goforth*	G	6-1	Jr.	Fayetteville, Ark./Oregon State	@goforthsasha
15	Ashlyn Sage*	G	6-2	So.	Weatherford, Okla./Weatherford	@ashlynsage15
20	Karley Johnson	G	5-9	Fr.	Mustang, Okla./Mustang	@karleyjohnsonOK
21	Loren Lindsey	G	5-11	Fr.	Fayetteville, Ark./Fayetteville	@lorenbailey7766
22	Avery Hughes	G	5-7	Sr.	Bentonville, Ark./Bentonville	@averyhughes00
24	Jersey Wolfenbarger	G	6-5	So.	Fort Smith, Ark./Northside	@jerseywolf4
30	Maryam Dauda	F	6-4	R-Fr.	Bentonville, Ark./Bentonville	@maryamdada30
34	Chrissy Carr	G	6-1	R-Sr.	Eden Prairie, Minn./Syracuse	@chrissycarr4
43	Makayla Daniels	G	5-8	Sr.	Frederick, Md./Frederick	@makayladaniels5
55	Emrie Ellis	F	6-3	So.	Vanoss, Okla./Vanoss	@ellisemrie

* Redshirting 2022-23 season

COACHING STAFF

Title	Name	Year	Alma Mater
Head Coach	Mike Neighbors	6th Season	Arkansas, 1993
Associate Head Coach	Todd Schaefer	6th Season	Thomas More College, 1995
Assistant Coach	Pauline Love	6th Season	Southern Miss, 2010
Assistant Coach	Lacey Goldwire	4th Season	Oklahoma State, 2010
Director of Operations	Amber Shirey	35th Season	Arkansas, 1992
Special Assistant to the HC	Jeff Brazil	16th Season	Arkansas, 2010
Dir. of Student-Athlete Devel.	Jayci Stone	1st Season	Kansas State, 2008

ELIGIBILITY

Seniors (4)

Erynn Barnum
Chrissy Carr
Makayla Daniels
Avery Hughes

Juniors (1)

Rylee Langerman

Sophomores (4)

Emrie Ellis
Sasha Goforth (RS)
Samara Spencer
Jersey Wolfenbarger

Freshman (5)

Maryam Dauda (RS)
Karley Johnson
Loren Lindsey
Saylor Poffenbarger (RS)
Ashlyn Sage (RS)

BY STATE

ARKANSAS (6)

Erynn Barnum Little Rock
Maryam Dauda Bentonville
Sasha Goforth Fayetteville
Avery Hughes Bentonville
Loren Lindsey Fayetteville
Jersey Wolfenbarger Fort Smith

FLORIDA (1)

Samara Spencer Fort Lauderdale

MARYLAND (2)

Makayla Daniels Frederick
Saylor Poffenbarger Middletown

MINNESOTA (1)

Chrissy Carr Manhattan (Kan.)

OKLAHOMA (4)

Emrie Ellis Vanoss
Rylee Langerman Norman
Karley Johnson Mustang
Ashlyn Sage Weatherford

ALPHABETICAL

NO.	NAME	POS	HT	CL	HOMETOWN/PREVIOUS SCHOOL
4	Erynn Barnum	F	6-2	R-Sr.	Little Rock, Ark./LR Central HS
34	Chrissy Carr	G	6-1	R-Sr.	Eden Prairie, Minn./Syracuse
43	Makayla Daniels	G	5-8	Sr.	Frederick, Md./Frederick HS
30	Maryam Dauda	F	6-4	R-Fr.	Bentonville, Ark./Bentonville HS
55	Emrie Ellis	F	6-3	So.	Vanoss, Okla./Vanoss HS
13	Sasha Goforth*	G	6-1	Jr.	Fayetteville, Ark./Oregon State
22	Avery Hughes	G	5-7	Sr.	Bentonville, Ark./Bentonville HS
20	Karley Johnson	G	5-9	Fr.	Mustang, Okla./Mustang
11	Rylee Langerman	G	5-9	Jr.	Norman, Okla./Christian Heritage HS
0	Saylor Poffenbarger	G	6-2	R-Fr.	Middletown, Md./Middletown HS/UConn
15	Ashlyn Sage*	G	6-2	So.	Weatherford, Okla./Weatherford
2	Samara Spencer	G	5-7	So.	Fort Lauderdale, Fla./St. Thomas Aquinas HS
24	Jersey Wolfenbarger	G	6-5	So.	Fort Smith, Ark./Northside HS

FA-NETIK

PRONUNCIATIONS

2 Suh-MARE-uh
30 DOW-duh
55 em-REE



OFFENSE

Scored 110+-----	110, vs. Providence (11-16-98)
Scored 100+ points at home -----	102, vs. Florida (1-5-23)
Scored 100+ points on the road -----	108, at Ole Miss (2-16-20) 108, Baylor (3-6-91)
Scored 90-99 points -----	92, vs. Oral Roberts (12-4-22)
Scored 90+ points at home -----	92, vs. Oral Roberts (12-4-22)
Scored 90+ points on the road -----	93, at Little Rock (11-20-22)
Scored 80-89 points -----	83, at Creighton (12-17-22)
Scored 80-89 points at home -----	87, vs. Troy (12-1-22)
Scored 80-89 points on the road -----	83, at Creighton (12-17-22)
Was held to 50-59-----	54, vs. No. 1 South Carolina (3-4-22)
Was held to 49-40-----	45 vs. No. 9 LSU (12-29-22)
Was held to 39-20-----	34, at LSU, 2-7-19
Was held to 20 or less -----	N/A
Made 40+ field goals -----	40, vs. UCA (12-13-20)
Made 17+ three-point field goals -----	19, vs. Alabama (2-28-21)
Made 10+ three-point field goals -----	12, vs. Florida (1-5-23)
Did not make 3-pointer (since 1986)-----	0-10, at LSU, (2-7-19)
Made 30 free throws -----	30 (30-39), vs. No. 4 Baylor (12-6-20)
Made 25 free throws -----	26 (26-35), vs. Florida (1-5-23)
Shot 50-59 or better -----	50.0, vs. No. 12 LSU (1-27-22)
Shot 60 percent or better -----	.625 (30-48), vs. Little Rock (11-20-22)
Held to less than 30 percent -----	.279 (17-61), vs. No. 9 LSU (12-29-22)
Held to less than 20 percent -----	.182 (10-55), vs. No. 6 Tennessee (1-8-12; L, 38-69)
Had 20 or more assists in a game -----	22, at Kentucky (1-1-23)

DEFENSE

Allowed 100 points-----	104, at No. 4 South Carolina (1-18-21)
Allowed 80-99 points-----	75, vs. No. 16 Oregon (12-20-22)
Held opponent to 40-49 points -----	49, at Little Rock (11-20-22)
Held opponent to 39-30 -----	34, vs. UCA (11-11-22)
Held an SEC opponent under 50 points in 3 cons. games -----	47, vs. Auburn (1-29-15; W, 52-47), Alabama (2-1-15; W, 53-42), #24/21 Georgia (2-9-15; W, 54-48)
Held opponent to 29 points or less -----	23, vs. Binghamton, 11-30-13
Held an opponent under 15 points in a half -----	14, vs. UCA (11-11-22)
Held an opponent to 2 points in a quarter -----	2, vs. UCA (12-13-20)
Held opponent under 15 field goals -----	12, vs. UCA (11-11-22)
Held opponent to less than 30 percent shooting -----	26.2 (17-65), at Kentucky (1-1-23)
Held opponent to less than 20 percent shooting -----	19.7 (13-66), vs. Northwestern State (12-15-19)
Held opponent under 15 percent from 3-point -----	7.7 (2-26), vs. Oral Roberts (12-4-22)
Opponent did not make a 3-pointer -----	0, vs. Tulsa (12-11-19)
Had 70+ rebounds -----	74, vs. Mississippi Valley State (11-24-89)
Had 60-69 rebounds -----	64, vs. Prairie View A&M (12-16-18)
Had 50-59 rebounds -----	57, vs. Oral Roberts (12-4-22)
Had 10 or more blocked shots in a game -----	11, vs. No. 1 South Carolina (3-4-22)
Had 20 or more steals in a game -----	20, vs. ORU (11-13-13)
Had 15 or more steals in a game -----	18, vs. UT Martin (12-29-19)
Forced 25+ turnovers in a game -----	28, vs. Northern Arizona (11-24-22)

OTHER

Won an overtime game -----	61-52, vs. Missouri (3-3-22)
Lost an overtime game -----	66-65, vs. USF (12-21-22)
Won a double overtime game -----	73-72, vs. Florida (1-29-12)
Lost a double overtime game -----	N/A
Won a triple overtime game -----	91-80 Win in 3OT, 2-10-13, at Alabama
Played consecutive OT games -----	1-24-16 at Auburn (lost); 1-28-16 vs. Florida (lost)
Won regular season tournament -----	Paradise Jam (St. Thomas, U.S. Virgin Islands, Nov. 24-26, 2022)
Defeated ranked team -----	83-75, at No. 16 Creighton (12-17-22)
Defeated a ranked team on the road -----	83-75 at No. 16 Creighton (12-17-22)
All-time SEC win streak -----	8 games (1-15-12: Auburn through 2-15-12: at Auburn)
All-time SEC home win streak -----	5 games (1-15-12: Auburn -- 2-9-12: South Carolina)
-----	5 games (1-14-21: Florida -- 2-28-21: Alabama)

A RAZORBACK PLAYER ...

Scored 20-24 points -----	21, Erynn Barnum and 20, Makayla Daniels, vs. USF (12-21-22)
Scored 25-29 points -----	26, Samara Spencer, at Creighton (12-17-22)
Scored 30+ points -----	32, Samara Spencer, vs. Oral Roberts (12-4-22)
Scored 40+ points -----	41, Chelsea Dungee vs. Auburn (2-10-19)
Scored 20+ points 10 times in a season -----	Chelsea Dungee (20x 2018-19)
-----	Chelsea Dungee (11x 2019-20)
-----	Chelsea Dungee (17x 2020-21)
Double figures in 15 consecutive games (season) -----	Jessica Jackson, 11/11/16, LSU 1-8-17
-----	Chelsea Dungee, 26 games, (2018-19 & 2019-20)
-----	Chelsea Dungee, 31 games, (2019-20 & 2020-21)
-----	Amber Ramirez, 16 games (2021-22)
Five players scored double figures in 1 game -----	vs. Florida (1-5-23)
-----	Carr (16), Daniels (16), Poffenbarger (16), Spencer (16), Barnum (15)
Five starters in double figures -----	vs. Florida (1-5-23)
-----	Carr (16), Daniels (16), Poffenbarger (16), Spencer (16), Barnum (15)
Seven players scored in double figures in 1 game -----	vs. Northwestern State (11-9-18)
-----	(Tolefree 19, Gaulden 16, Monk 12, Doumbia 11, Dungee 11, Thomas 11, Williams 10)
Made 10+ field goals in a game -----	10, Samara Spencer, vs. Creighton (12-17-22)
Attempted 20+ field goals in a game -----	21, Samara Spencer, vs. Northern Arizona (11-4-22)
Made 10 free throws in a game -----	11, Amber Ramirez, vs. Missouri (1-9-22)
Made 7 or more 3-pt FG in a game -----	8, Amber Ramirez, Alabama (2-28-21)
Attempted 10 or more 3-pt FG in a game -----	10, Makayla Daniels, vs. Florida (1-5-23)
Had 10-14 rebounds -----	11, Saylor Poffenbarger, vs. No. 16 Oregon (12-20-22)
Had 15-19 rebounds -----	21, Taylah Thomas, vs. New Orleans, 11-8-19
Had 20+ rebounds -----	21, Taylah Thomas, vs. New Orleans, 11-8-19
Had 10 offensive reb - Records go back to 05-06 -----	11, Melissa Wolff
-----	vs. New Orleans (1-30-15)
Had 10+ defensive reb - Records go back to 05-06 -----	13, Saylor Poffenbarger, vs. Oral Roberts (12-4-22)
Had 10+ assists -----	10, Samara Spencer, vs. No. 16/15 Oregon (12-20-22)
Had 10+ assists in consecutive games -----	Jailyn Mason (11 vs. HBU, 12-28-16 and 10 at Ole
-----	Miss, 1-1-17), Calli Berna (11 vs. No. 10/8 Kentucky, 2/7/13 and 11 at Alabama, 2/10/13)
Had 5+ blocks in a game -----	5, Sasha Goforth, vs. Missouri (3-3-22)
Had 9+ blocks in a game -----	9, Robyn Irwin vs. SMSU, 12-19-88 (school record)
Had 5 or more steals in a game -----	5, Erynn Barnum, vs. Clemson (11-25-22)
Had a double-double -----	16 points, 11 rebounds, Saylor Poffenbarger, at Creighton (12-17-22)
Had a double-double in two consecutive games -----	Saylor Poffenbarger, vs. Oral Roberts, vs. Lamar (2022)
-----	14 & 13 vs. ORU/17 & 12 vs. Lamar
Had two players record a double-double -----	Kiara Williams (12 pts/16 reb) &
-----	Malica Monk (10 pts/10 reb), vs. Grambling State (12-28-17)
Had seven double-doubles in a season -----	Devin Cosper, 2017-18
-----	(SHSU, ORU, NMSU, Char., Tulsa, OM, AL)
Had 10+ double-doubles in a season -----	2006-07, Lauren Ervin (14)
Had a triple-double -----	14 pts, 13 reb, 12 asts, C'eira Ricketts vs. Auburn (1-18-09)

MORE ABOUT MIKE

Hometown: Greenwood, Ark. (Greenwood HS)
Family: Daughter Abby; Sons Alec, Bowen and Barrett
Alma Mater: Arkansas, 1993

NEIGHBORS BY THE NUMBERS

- 194 Wins (194-105, 9 seasons)
- 5 Players drafted in the WNBA (HC)
- 14 Signed McDonalds' All-Americans
- 10 Years as a head coach
- 8 Postseason appearances
- 1 Final Four appearance

LEARN MORE



Sign up for Mike Neighbors' news-letter and listen to his podcasts at CoachNeighbors.com

NABES FAVES

TOP 10 MOVIES

- A Few Good Men
- The Hunt For Red October
- The Silence Of The Lambs
- Hoosiers
- Moneyball
- Pretty Woman
- Top Gun
- JFK
- The Lion King
- Purple Rain

See the entire list here: <http://imdb.to/2royaEO>

TOP 10 SONGS

- Sweet Child O' Mine (Guns N' Roses)
- You Shook Me All Night Long (AC/DC)
- Man In The Mirror (Michael Jackson)
- Amarillo By Morning (George Strait)
- Jessie's Girl (Rick Springfield)
- Hysteria (Def Leppard)
- Fishin' In The Dark (Nitty Gritty Dirt Band)
- The Ballad of Curtis Loew (Lynyrd Skynyrd)
- Wanted Dead Or Alive (Bon Jovi)
- Let's Go Crazy (Prince)

TOP 10 TV SHOWS

- West Wing (first three seasons)
- Ted Lasso
- The Wire
- Breaking Bad
- Seinfeld
- The Newsroom
- Prison Break
- Arrested Development
- Game of Thrones
- The Goldbergs



MIKE NEIGHBORS

THE MOST INTERESTING COACH IN COLLEGE BASKETBALL
Sixth Season | Career Record: 209-108 (10) | Arkansas Record: 111-67 (6)

Arkansas women's basketball has been transformed into a nationally recognized program in just five short years thanks to head coach Mike Neighbors. During his time back home at his alma mater, Neighbors has guided his Hogs to the best five-year period of sustained success in program history. The proof of his success, and the success of his system, lies in the numbers - Neighbors has accumulated 194 wins during his nine seasons as a head coach, which is the most of any Division I head coach who has been a head coach for nine years.

Entering his sixth season on the bench for Arkansas, the program is coming off its fourth consecutive winning season and second straight NCAA Tournament appearance (would be three had the 2020 NCAA Tournament not have been cancelled due to the COVID-19 pandemic). The Hogs' NCAA Tournament appearance in 2022 marked the first time since 2003 the program had played in back-to-back NCAA Tournaments (2002 and 2003). Arkansas finished yet another season with one of the most prolific offenses in the Southeastern Conference, leading the league in 3-pointers per game (8.1) and 3-point attempts (810), while finishing second in scoring offense (73.6 PPG). Neighbors' 2021-22 team was efficient at taking care of the basketball, leading the league in assist/turnover ratio (1.12) and fewest turnovers per game (11.1), which was fourth in the country. The Hogs were just one of six teams in the nation to commit two turnovers in a game (vs. Missouri on Jan. 9, 2022), which led the country.

Under Neighbors' leadership, Samara Spencer became the first Hog to win SEC Freshman of the Year since 2009, while Amber Ramirez was named an All-SEC Second Team choice and Jersey Wolfenbarger was tabbed to the SEC All-Freshman Team. Ramirez, who played three stellar seasons on the court as a Hog, finished the season second in 3-pointers per game (2.6) and 3-point percentage (40.2), as well as ninth in points per game (15.4) in the SEC. The Hogs were also just one of four SEC schools with 4+ players who averaged double digits (Ramirez [15.4], Makayla Daniels [14.0], Spencer [12.2] and Sasha Goforth [11.5]).

TIMELINE

- Bentonville HS Head Coach 1994-98
- Cabot HS Head Coach 1998-99
- Arkansas Director of Ops 1999-01
- Tulsa Univ. Assistant Coach 2001-05
- Univ. of Colorado Assistant Coach 2005-06
- Univ. of Arkansas Assistant Coach 2006-07
- Xavier Assistant Coach 2007-2011
- Univ. of Washington Assistant Coach 2011-13
- Univ. of Washington Head Coach 2013-17
- Univ. of Arkansas Head Coach 2017-present

COACHING DEVELOPMENT

Coach	w/Nabes	Now
Chantel Osahor	'20, '21	AC Oklahoma
Fred Castro	'14, '15, '16	HC Eastern Michigan
Adia Barnes	'14, '15	HC Arizona
Adam Call	'14	AC George Washington
Morgan Valley	'16	AC UConn
Todd Schaefer	'16-Pres.	AHC Arkansas

COACHING HISTORY

Year	Overall	Pac-12	Finish
2013-14	20-14 (.588)	10-8 (.556)	6
2014-15	23-10 (.697)	11-7 (.611)	5
2015-16	26-11 (.703)	11-7 (.611)	5
2016-17	29-6 (.829)	15-3 (.833)	T-2
UW	98-41 (.705)	47-25 (.662)	

Year	Overall	SEC	Finish
2017-18	13-18 (.419)	3-13 (.188)	T-11
2018-19	22-15 (.611)	6-10 (.375)	10
2019-20	24-8 (.750)	10-6 (.625)	T3
2020-21	19-9 (.679)	9-6 (.600)	T5
2021-22	18-14 (.563)	7-9 (.438)	T8
2022-23	14-3 (.824)	1-1 (.500)	-
Ark	111-67 (.624)	37-45 (.451)	

Totals 209-108 (.659) 84-70 (.545) 10 yrs

PLAYER DEVELOPMENT

YEAR	UNIVERSITY	PLAYER	ROUND	OVERALL	TEAM NOTE
2021	Arkansas	Chelsea Dungee	1	5	Dallas Wings ! @
2021	Arkansas	Destiny Slocum	2	14	Las Vegas Aces ! @
2021	Arizona	Aari McDonald	1	3	Atlanta Dream @
2017	Washington	Kelsey Plum	1	1	San Antonio Stars ! @
					Las Vegas Aces
	Washington	Chantel Osahor	2	21	Chicago Sky ! @
2016	Washington	Talia Walton	3	29	Los Angeles Sparks ! @
2011	Xavier	Amber Harris	1	4	Minnesota Lynx ! #
	Xavier	Ta'Shia Phillips	1	8	Atlanta Dream ! #
	TAMU/UAFS	Tanisha Smith	2	22	Seattle Storm #
	Colorado	Brittany Spears	2	19	Phoenix Mercury *
2009	Arkansas	Shameka Christon	1	5	New York Liberty S
2008	Arkansas	Lauren Ervin	3	37	Connecticut Sun ! #
2006	Tulsa	Megan Moody	-	-	Houston Comets
					Free Agent #
2003	Tulsa	Allison Curtin	1	12	Houston Comets ! #
					Traded to Detroit Shock
	Arkansas	Dana Cherry	2	23	Charlotte Sting S

*- Signed but did not coach

!- At the school when player was drafted

@- Worked with player as a head coach

#- Worked with player as an assistant coach

\$- Worked with player as other (GA, etc)

NABES VS. ARKANSAS HISTORY


Category	NABES	All Others In Program History
Winning Record In SEC Play	2 Seasons	2 Seasons
SEC Tourney Finals	1	0
Top 5 Wins	2	2
Weeks Ranked in AP Top 25	38	63
Top 15 WNBA Draft Picks	2	1
McDonald's AAs Signed	5	1
WBCA AAs	1	1

THE MOST INTERESTING MAN IN COLLEGE BASKETBALL

- Movies: His expansive movie collection includes digital, disk and VHS copies. Did you know he used to work at BlockBuster? On a related note, he also collects books that have been turned into movies.
- Baseballs autographed by movie stars: Ask him about this collection – talk about some good stories.
- Lunch Boxes: Coach collects tin lunch boxes that he carried to school and has them displayed in his home. His first lunch box had KISS on it.
- Hamilton: Nabes is a huge Hamilton fan, and routinely quotes the Broadway musical to players, fans and media alike.
- Athens City Champion: Coach stumbled upon a dart tournament while on a trip to Athens, Georgia. He joined in and was one of the two-man winning team.
- Ask him about shoes, music, movies, guitars, basketball nostalgia – just about anything!



NEIGHBORS VERSUS ...	Furman	1	0	Northwestern State	2	0	Tennessee Martin	1	0		
Abilene Christian	2	0	Georgia	1	6	Notre Dame	0	1	Tennessee State	1	0
Alabama	5	1	Grambling State	2	0	Oklahoma	1	2	Tennessee Tech	1	0
Arizona State	2	6	Grand Canyon	1	0	Ole Miss	5	2	Texas A&M	3	8
Arizona	6	0	Hartford	1	0	Oral Roberts	5	0	Texas Tech	1	0
Arkansas State	2	0	Hawai'i	1	0	Oregon State	1	6	Troy	1	0
Auburn	6	1	Houston	2	0	Oregon	5	4	Tulsa	4	0
Baylor	1	0	Idaho	1	0	Pennsylvania	1	0	UAB	1	0
Belmont	2	0	Iowa State	0	1	Pittsburgh	1	1	UAPB	3	0
Boise State	1	0	Jackson State	2	0	Portland	3	1	UC Irvine	1	0
BYU	1	0	Kansas	0	1	Prairie View A&M	1	0	UC Riverside	2	0
California	5	4	Kansas State	2	0	Saint Mary's	0	1	UCLA	4	2
Central Arkansas	3	0	Kent State	1	0	Sam Houston	2	0	USC	6	0
Central Florida	0	1	Kentucky	3	5	Samford	1	0	USF	0	1
Charlotte	1	0	Lamar	1	0	San Diego State	2	0	Utah	7	4
Clemson	1	0	Little Rock	4	0	San Diego	1	0	UT-Arlington	2	0
Colorado State	1	0	Louisiana-Monroe	2	0	Santa Clara	1	0	UTEP	0	2
Colorado	9	0	LSU	3	3	Savannah State	1	0	Vanderbilt	3	2
Connecticut	1	1	McNeese State	1	0	Seattle	4	0	Wake Forest	1	0
Creighton	1	1	Maryland	1	1	SMU	2	0	Washington State	5	3
CSUN	1	0	Miami	0	1	South Carolina	1	8	Weber State	1	0
DePaul	0	1	Mississippi State	3	5	South Dakota	2	0	Wisconsin	3	0
Eastern Washington	1	0	Missouri	8	4	Stanford	3	5	Wright State	0	1
Florida State	1	0	Montana State	2	0	Stony Brook	1	0	Yale	1	0
Florida	4	3	Nebraska	1	1	Syracuse	0	2	TOTALS	209	110
FGCU	1	0	New Mexico State	1	0	Tarleton State	1	0			
Fordham	1	0	New Orleans	1	0	TCU	0	1			
Fresno State	2	0	Northern Arizona	1	0	Tennessee	2	4			





2022-23 Arkansas Women's Basketball Combined Team Statistics All games

Page 1/1
as of Jan 06, 2023

Game Records

Record	Overall	Home	Away	Neutral
ALL GAMES	15-3	8-1	4-0	3-2
CONFERENCE	2-1	1-1	1-0	0-0
NON-CONFERENCE	13-2	7-0	3-0	3-2

Score by Periods

Team	1st	2nd	3rd	4th	OT	TOT
Arkansas	336	339	373	333	3	1384
Opponents	272	222	285	327	4	1110

Team Box Score

No. Player					Total		3-Point		F-Throw		Rebounds													
		GP-GS	MIN	AVG	FG-FGA	FG%	3FG-3FGA	3FG%	FT-FTA	FT%	OFF	DEF	TOT	AVG	PF	DQ	A	TO	BLK	STL	PTS	AVG		
2	SPENCER, Samara	18-18	595:58	33.1	95-228	.417	36-103	.350	57-112	.509	2	71	73	4.1	39	1	82	56	4	19	283	15.7		
4	BARNUM, Erynn	18-18	462:01	25.7	107-172	.622	5-14	.357	57-94	.606	43	76	119	6.6	41	0	38	32	20	23	276	15.3		
43	DANIELS, Makayla	15-15	450:37	30.0	58-155	.374	33-86	.384	55-71	.775	13	47	60	4.0	37	0	45	33	1	25	204	13.6		
34	CARR, Chrissy	18-18	494:21	27.5	66-181	.365	37-125	.296	34-38	.895	15	54	69	3.8	29	0	9	20	1	10	203	11.3		
0	POFFENBARGER, Saylor	18-18	557:15	31.0	57-163	.350	17-75	.227	31-46	.674	18	126	144	8.0	41	0	50	44	20	12	162	9.0		
24	WOLFENBARGER, Jersey	16-3	312:00	19.5	27-80	.338	7-30	.233	19-29	.655	23	52	75	4.7	23	0	4	13	13	7	80	5.0		
30	DAUDA, Maryam	18-0	257:58	14.3	31-76	.408	5-14	.357	13-21	.619	28	34	62	3.4	40	0	14	25	14	7	80	4.4		
11	LANGERMAN, Rylee	18-0	351:06	19.5	22-54	.407	12-33	.364	17-32	.531	26	45	71	3.9	34	0	13	15	1	20	73	4.1		
22	HUGHES, Avery	8-0	22:16	2.8	1-4	.250	0-0	.000	7-10	.700	0	0	0	0.0	3	0	1	3	0	0	9	1.1		
55	ELLIS, Emrie	14-0	86:10	6.2	4-14	.286	2-5	.400	3-4	.750	1	12	13	0.9	8	0	0	5	0	1	13	0.9		
20	JOHNSON, Karley	7-0	22:27	3.2	0-1	.000	0-0	.000	1-2	.500	1	1	2	0.3	1	0	1	0	0	2	1	0.1		
21	LINDSEY, Loren	6-0	12:51	2.1	0-0	.000	0-0	.000	0-0	.000	0	0	0	0.0	0	0	0	0	0	0	0	0.0		
Team											33	45	78					3						
Total		18	3625		468-1128	.415	154-485	.318	294-459	.641	203	563	766	42.6	296	1	257	249	74	126	1384	76.9		
Opponents		18	3625		387-1126	.344	108-378	.286	228-336	.679	214	510	724	40.2	399	13	176	311	51	111	1110	61.7		

Team Statistics

	ARK	OPP
Scoring	1384	1110
Points per game	76.9	61.7
Scoring margin	+15.2	-
Field goals-att	468-1128	387-1126
Field goal pct	.415	.344
3 point fg-att	154-485	108-378
3-point FG pct	.318	.286
3-pt FG made per game	8.6	6.0
Free throws-att	294-459	228-336
Free throw pct	.641	.679
F-Throws made per game	16.3	12.7
Rebounds	766	724
Rebounds per game	42.6	40.2
Rebounding margin	+2.3	-
Assists	257	176
Assists per game	14.3	9.8
Turnovers	249	311
Turnovers per game	13.8	17.3
Turnover margin	+3.4	-
Assist/turnover ratio	1.0	0.6
Steals	126	111
Steals per game	7.0	6.2
Blocks	74	51
Blocks per game	4.1	2.8
Winning streak	2	-
Home win streak	1	-
Attendance	34055	10341
Home games-Avg/Game	9-3784	4-2585
Neutral site-Avg/Game	-	5-1079

Team Results

Date	Opponent		Score	Att.
11/07/2022	at Ark.-Pine Bluff	W	70-50	3128
11/11/2022	Central Ark.	W	72-34	7410
11/14/2022	Tulsa	W	79-70	2511
11/17/2022	Kent St.	W	80-59	2265
11/20/2022	at Little Rock	W	93-49	2879
11/24/2022	vs Northern Ariz.	W	82-73	1024
11/25/2022	vs Clemson	W	76-62	1724
11/26/2022	vs Kansas St.	W	69-53	2024
12/01/2022	Troy	W	87-70	3019
12/04/2022	Oral Roberts	W	92-58	2947
12/08/2022	Lamar University	W	63-50	2268
12/11/2022	Arkansas St.	W	77-63	3826
12/17/2022	at Creighton	W	83-75	1050
12/20/2022	vs Oregon	L	78-85	321
12/21/2022	vs South Fla.	Lot	65-66	303
12/29/2022	LSU	L	45-69	5285
01/01/2023	at Kentucky	W	71-50	3284
01/05/2023	Florida	W	102-74	4524



2022-23 Arkansas Women's Basketball Combined Team Statistics In Conference games

Page 1/1
as of Jan 06, 2023

Game Records

Record	Overall	Home	Away	Neutral
ALL GAMES	2-1	1-1	1-0	0-0
CONFERENCE	2-1	1-1	1-0	0-0
NON-CONFERENCE	0-0	0-0	0-0	0-0

Score by Periods

Team	1st	2nd	3rd	4th	OT	TOT
Arkansas	49	58	56	55	0	218
Opponents	41	43	54	55	0	193

Team Box Score

No.	Player				Total		3-Point		F-Throw		Rebounds													
		GP-GS	MIN	AVG	FG-FGA	FG%	3FG-3FGA	3FG%	FT-FTA	FT%	OFF	DEF	TOT	AVG	PF	DQ	A	TO	BLK	STL	PTS	AVG		
2	SPENCER, Samara	3-3	101:50	33.9	14-34	.412	7-16	.438	4-9	.444	0	7	7	2.3	6	0	12	9	0	3	39	13.0		
4	BARNUM, Erynn	3-3	77:30	25.8	15-28	.536	1-3	.333	8-14	.571	6	14	20	6.7	9	0	14	5	4	1	39	13.0		
43	DANIELS, Makayla	3-3	87:03	29.0	9-29	.310	8-24	.333	11-12	.917	1	8	9	3.0	9	0	9	5	0	3	37	12.3		
0	POFFENBARGER, Saylor	3-3	71:42	23.9	14-30	.467	1-6	.167	5-6	.833	3	15	18	6.0	9	0	6	9	3	0	34	11.3		
34	CARR, Chrissy	3-3	85:13	28.4	12-35	.343	4-21	.190	2-2	1.000	2	7	9	3.0	7	0	3	6	0	3	30	10.0		
11	LANGERMAN, Rylee	3-0	58:56	19.6	4-9	.444	3-5	.600	3-5	.600	4	8	12	4.0	5	0	3	3	0	5	14	4.7		
24	WOLFENBARGER, Jersey	3-0	56:51	19.0	5-14	.357	0-2	.000	3-4	.750	4	12	16	5.3	6	0	1	5	3	2	13	4.3		
55	ELLIS, Emrie	3-0	09:08	3.0	1-1	1.000	1-1	1.000	2-2	1.000	0	2	2	0.7	0	0	0	0	0	0	5	1.7		
30	DAUDA, Maryam	3-0	42:25	14.1	2-10	.200	1-3	.333	0-0	.000	2	4	6	2.0	5	0	4	1	2	1	5	1.7		
22	HUGHES, Avery	3-0	05:54	2.0	0-0	.000	0-0	.000	2-4	.500	0	0	0	0.0	0	0	0	1	0	0	2	0.7		
21	LINDSEY, Loren	1-0	01:38	1.6	0-0	.000	0-0	.000	0-0	.000	0	0	0	0.0	0	0	0	0	0	0	0	0.0		
20	JOHNSON, Karley	1-0	01:50	1.8	0-0	.000	0-0	.000	0-0	.000	0	0	0	0.0	1	0	0	0	0	0	0	0.0		
Team											7	7	14											
Total		3	600		76-190	.400	26-81	.321	40-58	.690	29	84	113	37.7	57	0	52	44	12	18	218	72.7		
Opponents		3	600		61-194	.314	11-50	.220	60-80	.750	52	84	136	45.3	60	2	27	53	9	26	193	64.3		

Team Statistics

	ARK	OPP
Scoring	218	193
Points per game	72.7	64.3
Scoring margin	+8.3	-
Field goals-att	76-190	61-194
Field goal pct	.400	.314
3 point fg-att	26-81	11-50
3-point FG pct	.321	.220
3-pt FG made per game	8.7	3.7
Free throws-att	40-58	60-80
Free throw pct	.690	.750
F-Throws made per game	13.3	20.0
Rebounds	113	136
Rebounds per game	37.7	45.3
Rebounding margin	-7.7	-
Assists	52	27
Assists per game	17.3	9.0
Turnovers	44	53
Turnovers per game	14.7	17.7
Turnover margin	+3.0	-
Assist/turnover ratio	1.2	0.5
Steals	18	26
Steals per game	6.0	8.7
Blocks	12	9
Blocks per game	4.0	3.0
Winning streak	2	-
Home win streak	1	-
Attendance	9809	3284
Home games-Avg/Game	2-4905	1-3284
Neutral site-Avg/Game	-	0-0

Team Results

Date	Opponent		Score	Att.
12/29/2022	LSU	L	45-69	5285
01/01/2023	at Kentucky	W	71-50	3284
01/05/2023	Florida	W	102-74	4524



2022-23 Arkansas Women's Basketball Team High/Low Analysis All games

Page 1/4
as of Jan 06, 2023

Arkansas - Game Highs

POINTS	102		Florida (01/05/2023)
	93		at Little Rock (11/20/2022)
	92		Oral Roberts (12/04/2022)
	87		Troy (12/01/2022)
	83		at Creighton (12/17/2022)
FIELD GOALS MADE	33		Oral Roberts (12/04/2022)
	32		Florida (01/05/2023)
FIELD GOAL ATTEMPTS	77		vs Oregon (N) (12/20/2022)
	74		Oral Roberts (12/04/2022)
FIELD GOAL PERCENTAGE	.625	(30-48)	at Little Rock (11/20/2022)
	.492	(32-65)	Florida (01/05/2023)
3 PT FG MADE	12		Florida (01/05/2023)
	12		vs Oregon (N) (12/20/2022)
	12		at Creighton (12/17/2022)
3 PT FG ATTEMPTS	39		Tulsa (11/14/2022)
	37		Troy (12/01/2022)
3 PT FG PERCENTAGE	.526	(10-19)	at Little Rock (11/20/2022)
	.462	(12-26)	at Creighton (12/17/2022)
FREE THROWS MADE	26		Florida (01/05/2023)
	23		at Little Rock (11/20/2022)
FREE THROW ATTEMPTS	46		at Ark.-Pine Bluff (11/07/2022)
	35		Florida (01/05/2023)
	35		vs Clemson (N) (11/25/2022)
	35		Central Ark. (11/11/2022)
FREE THROW PERCENTAGE	.818	(9-11)	at Kentucky (01/01/2023)
	.767	(23-30)	at Little Rock (11/20/2022)
REBOUNDS	57		Oral Roberts (12/04/2022)
	56		at Ark.-Pine Bluff (11/07/2022)
ASSISTS	23		Florida (01/05/2023)
	22		at Kentucky (01/01/2023)
STEALS	12		at Ark.-Pine Bluff (11/07/2022)
	10		LSU (12/29/2022)
	10		vs South Fla. (N) (12/21/2022)
BLOCKED SHOTS	9		Lamar University (12/08/2022)
	9		Oral Roberts (12/04/2022)
TURNOVERS	23		vs Clemson (N) (11/25/2022)
	22		at Little Rock (11/20/2022)
FOULS	22		Florida (01/05/2023)
	22		at Little Rock (11/20/2022)



**2022-23 Arkansas Women's Basketball
Team High/Low Analysis
All games**

Page 3/4
as of Jan 06, 2023

Arkansas - Game Lows

POINTS	45	LSU (12/29/2022)
	63	Lamar University (12/08/2022)
	65	vs South Fla. (N) (12/21/2022)
	69	vs Kansas St. (N) (11/26/2022)
	70	at Ark.-Pine Bluff (11/07/2022)
FIELD GOALS MADE	17	LSU (12/29/2022)
	21	vs South Fla. (N) (12/21/2022)
	21	Lamar University (12/08/2022)
FIELD GOAL ATTEMPTS	48	Lamar University (12/08/2022)
	48	vs Clemson (N) (11/25/2022)
	48	at Little Rock (11/20/2022)
FIELD GOAL PERCENTAGE	.279 (17-61)	LSU (12/29/2022)
	.314 (22-70)	at Ark.-Pine Bluff (11/07/2022)
3 PT FG MADE	5	vs Northern Ariz. (N) (11/24/2022)
	5	at Ark.-Pine Bluff (11/07/2022)
3 PT FG ATTEMPTS	19	at Little Rock (11/20/2022)
	21	at Ark.-Pine Bluff (11/07/2022)
3 PT FG PERCENTAGE	.214 (6-28)	Arkansas St. (12/11/2022)
	.217 (5-23)	vs Northern Ariz. (N) (11/24/2022)
FREE THROWS MADE	5	LSU (12/29/2022)
	9	at Kentucky (01/01/2023)
FREE THROW ATTEMPTS	11	at Kentucky (01/01/2023)
	12	LSU (12/29/2022)
FREE THROW PERCENTAGE	.417 (5-12)	LSU (12/29/2022)
	.452 (14-31)	Lamar University (12/08/2022)
REBOUNDS	30	LSU (12/29/2022)
	31	vs South Fla. (N) (12/21/2022)
ASSISTS	7	LSU (12/29/2022)
	9	at Ark.-Pine Bluff (11/07/2022)
STEALS	3	at Little Rock (11/20/2022)
	4	Florida (01/05/2023)
	4	at Kentucky (01/01/2023)
	4	vs Oregon (N) (12/20/2022)
BLOCKED SHOTS	1	vs Clemson (N) (11/25/2022)
	2	LSU (12/29/2022)
	2	at Creighton (12/17/2022)
	2	at Little Rock (11/20/2022)
	2	Tulsa (11/14/2022)
	2	at Ark.-Pine Bluff (11/07/2022)
TURNOVERS	8	Oral Roberts (12/04/2022)
	9	vs Oregon (N) (12/20/2022)
	9	Tulsa (11/14/2022)
FOULS	11	Arkansas St. (12/11/2022)
	12	Kent St. (11/17/2022)



2022-23 Arkansas Women's Basketball Category Leaders All games

Page 1/3
as of Jan 06, 2023

Points

##	Player	G	Pts	Pts/G
2	Spencer, Samara	18	283	15.7
4	Barnum, Erynn	18	276	15.3
43	Daniels, Makayla	15	204	13.6
34	Carr, Chrissy	18	203	11.3
0	Poffenbarger, Saylor	18	162	9.0
24	Wolfenbarger, Jersey	16	80	5.0
30	Dauda, Maryam	18	80	4.4
11	Langerman, Rylee	18	73	4.1
55	Ellis, Emrie	14	13	0.9
22	Hughes, Avery	8	9	1.1
20	Johnson, Karley	7	1	0.1

Scoring Average

##	Player	G	Pts	Pts/G
2	Spencer, Samara	18	283	15.7
4	Barnum, Erynn	18	276	15.3
43	Daniels, Makayla	15	204	13.6
34	Carr, Chrissy	18	203	11.3
0	Poffenbarger, Saylor	18	162	9.0
24	Wolfenbarger, Jersey	16	80	5.0
30	Dauda, Maryam	18	80	4.4
11	Langerman, Rylee	18	73	4.1
22	Hughes, Avery	8	9	1.1
55	Ellis, Emrie	14	13	0.9
20	Johnson, Karley	7	1	0.1

Field Goal Percentage

##	Player	FG	Att	Pct
4	Barnum, Erynn	107	172	.622
2	Spencer, Samara	95	228	.417
30	Dauda, Maryam	31	76	.408
11	Langerman, Rylee	22	54	.407
43	Daniels, Makayla	58	155	.374
34	Carr, Chrissy	66	181	.365
0	Poffenbarger, Saylor	57	163	.350
24	Wolfenbarger, Jersey	27	80	.338
55	Ellis, Emrie	4	14	.286
22	Hughes, Avery	1	4	.250

Field Goal Attempts

##	Player	G	Att	Att/G
2	Spencer, Samara	18	228	12.7
34	Carr, Chrissy	18	181	10.1
4	Barnum, Erynn	18	172	9.6
0	Poffenbarger, Saylor	18	163	9.1
43	Daniels, Makayla	15	155	10.3

Field Goals Made

##	Player	G	Made	Made/G
4	Barnum, Erynn	18	107	5.9
2	Spencer, Samara	18	95	5.3
34	Carr, Chrissy	18	66	3.7
43	Daniels, Makayla	15	58	3.9
0	Poffenbarger, Saylor	18	57	3.2

3-Point FG Percentage

##	Player	3FG	Att	Pct
55	Ellis, Emrie	2	5	.400
43	Daniels, Makayla	33	86	.384
11	Langerman, Rylee	12	33	.364
4	Barnum, Erynn	5	14	.357
30	Dauda, Maryam	5	14	.357
2	Spencer, Samara	36	103	.350
34	Carr, Chrissy	37	125	.296
24	Wolfenbarger, Jersey	7	30	.233
0	Poffenbarger, Saylor	17	75	.227

3-Point FG Attempts

##	Player	G	Att	Att/G
34	Carr, Chrissy	18	125	6.9
2	Spencer, Samara	18	103	5.7
43	Daniels, Makayla	15	86	5.7
0	Poffenbarger, Saylor	18	75	4.2
11	Langerman, Rylee	18	33	1.8

3-Point FG Made

##	Player	G	Made	Made/G
34	Carr, Chrissy	18	37	2.1
2	Spencer, Samara	18	36	2.0
43	Daniels, Makayla	15	33	2.2
0	Poffenbarger, Saylor	18	17	0.9
11	Langerman, Rylee	18	12	0.7

Free Throw Percentage

##	Player	Made	Att	Pct
34	Carr, Chrissy	34	38	.895
43	Daniels, Makayla	55	71	.775
55	Ellis, Emrie	3	4	.750
22	Hughes, Avery	7	10	.700
0	Poffenbarger, Saylor	31	46	.674
24	Wolfenbarger, Jersey	19	29	.655
30	Dauda, Maryam	13	21	.619
4	Barnum, Erynn	57	94	.606
11	Langerman, Rylee	17	32	.531
2	Spencer, Samara	57	112	.509
20	Johnson, Karley	1	2	.500

Free Throw Attempts

##	Player	G	Att	Att/G
2	Spencer, Samara	18	112	6.2
4	Barnum, Erynn	18	94	5.2
43	Daniels, Makayla	15	71	4.7
0	Poffenbarger, Saylor	18	46	2.6
34	Carr, Chrissy	18	38	2.1

Free Throws Made

##	Player	G	Made	Made/G
2	Spencer, Samara	18	57	3.2
4	Barnum, Erynn	18	57	3.2
43	Daniels, Makayla	15	55	3.7
34	Carr, Chrissy	18	34	1.9
0	Poffenbarger, Saylor	18	31	1.7

Rebounds

##	Player	G	Reb	Reb/G
0	Poffenbarger, Saylor	18	144	8.0
4	Barnum, Erynn	18	119	6.6
24	Wolfenbarger, Jersey	16	75	4.7
2	Spencer, Samara	18	73	4.1
11	Langerman, Rylee	18	71	3.9

Assists

##	Player	G	Ast	Ast/G
2	Spencer, Samara	18	82	4.6
0	Poffenbarger, Saylor	18	50	2.8
43	Daniels, Makayla	15	45	3.0
4	Barnum, Erynn	18	38	2.1
30	Dauda, Maryam	18	14	0.8

Rebounds Average

##	Player	G	Reb	Reb/G
0	Poffenbarger, Saylor	18	144	8.0
4	Barnum, Erynn	18	119	6.6
24	Wolfenbarger, Jersey	16	75	4.7
2	Spencer, Samara	18	73	4.1
43	Daniels, Makayla	15	60	4.0

Steals

##	Player	G	Stl	Stl/G
43	Daniels, Makayla	15	25	1.7
4	Barnum, Erynn	18	23	1.3
11	Langerman, Rylee	18	20	1.1
2	Spencer, Samara	18	19	1.1
0	Poffenbarger, Saylor	18	12	0.7

Offensive Rebounds

##	Player	G	OReb	OReb/G
4	Barnum, Erynn	18	43	2.4
30	Dauda, Maryam	18	28	1.6
11	Langerman, Rylee	18	26	1.4
24	Wolfenbarger, Jersey	16	23	1.4
0	Poffenbarger, Saylor	18	18	1.0

Blocked Shots

##	Player	G	Blk	Blk/G
4	Barnum, Erynn	18	20	1.1
0	Poffenbarger, Saylor	18	20	1.1
30	Dauda, Maryam	18	14	0.8
24	Wolfenbarger, Jersey	16	13	0.8
2	Spencer, Samara	18	4	0.2

Defensive Rebounds

##	Player	G	DReb	DReb/G
0	Poffenbarger, Saylor	18	126	7.0
4	Barnum, Erynn	18	76	4.2
2	Spencer, Samara	18	71	3.9
34	Carr, Chrissy	18	54	3.0
24	Wolfenbarger, Jersey	16	52	3.3

Minutes

##	Player	G	Min	Min/G
2	Spencer, Samara	18	596	33:07
0	Poffenbarger, Saylor	18	557	30:58
34	Carr, Chrissy	18	494	27:28
4	Barnum, Erynn	18	462	25:40
43	Daniels, Makayla	15	451	30:02

Fouls

##	Player	G	PF	PF/G
4	Barnum, Erynn	18	41	2.3
0	Poffenbarger, Saylor	18	41	2.3
30	Dauda, Maryam	18	40	2.2
2	Spencer, Samara	18	39	2.2
43	Daniels, Makayla	15	37	2.5

Turnovers

##	Player	G	TO	TO/G
2	Spencer, Samara	18	56	3.1
0	Poffenbarger, Saylor	18	44	2.4
43	Daniels, Makayla	15	33	2.2
4	Barnum, Erynn	18	32	1.8
30	Dauda, Maryam	18	25	1.4

Foul Outs

##	Player	G	FO
2	Spencer, Samara	18	1



2022-23 Arkansas Women's Basketball Points-rebounds-assists All games

Page 1/1
as of Jan 06, 2023

Opponent	Date	Score		0	2	4	11	20	21	22	24	30	34	43
				POFFENBARG	SPENCER,SA	BARNUM,ERY	LANGERMAN,	JOHNSON,KA	LINDSEY,LO	HUGHES,AVE	WOLFENBARG	DAUDA,MARY	CARR,CHRIS	DANIELS,MA
at Ark.-Pine Bluff	11/07/2022	70-50	W	11-8-2	15-4-4	15-11-1	4-6-0	DNP	DNP	DNP	7-7-0	4-3-1	10-3-0	4-6-1
Central Ark.	11/11/2022	72-34	W	2-7-1	5-2-3	19-9-2	9-4-0	0-0-0	0-0-0	DNP	5-1-0	10-5-0	8-8-0	14-2-4
Tulsa	11/14/2022	79-70	W	2-10-3	13-3-4	27-8-0	10-5-1	DNP	DNP	DNP	2-0-0	3-3-0	3-6-0	19-9-3
Kent St.	11/17/2022	80-59	W	2-6-1	22-7-7	20-6-1	5-2-2	0-1-0	DNP	0-0-1	4-6-0	6-5-1	12-4-1	9-2-5
at Little Rock	11/20/2022	93-49	W	9-9-1	11-7-6	15-9-1	3-0-0	1-0-1	0-0-0	2-0-0	6-5-1	7-4-2	22-2-0	12-3-4
vs Northern Ariz.	11/24/2022	82-73	W	13-5-2	27-4-2	7-7-2	3-2-1	DNP	DNP	DNP	2-4-0	5-4-1	7-7-0	18-6-4
vs Clemson	11/25/2022	76-62	W	15-9-1	3-5-6	14-9-1	3-0-0	DNP	DNP	DNP	1-4-1	0-3-0	19-4-1	21-5-2
vs Kansas St.	11/26/2022	69-53	W	9-6-6	6-8-4	17-4-1	0-4-0	0-0-0	0-0-0	0-0-0	1-2-0	5-4-0	18-4-0	13-6-2
Troy	12/01/2022	87-70	W	9-3-5	19-3-6	18-8-2	1-5-3	0-1-0	0-0-0	4-0-0	11-3-0	0-7-0	14-3-0	10-3-4
Oral Roberts	12/04/2022	92-58	W	14-13-5	32-2-3	6-5-4	3-5-1	0-0-0	0-0-0	1-0-0	9-12-1	10-8-1	15-5-1	DNP
Lamar University	12/08/2022	63-50	W	17-12-3	17-0-4	5-8-3	0-6-0	DNP	DNP	DNP	4-6-0	2-0-0	18-2-0	DNP
Arkansas St.	12/11/2022	77-63	W	1-9-5	19-4-4	16-1-0	5-5-1	DNP	DNP	DNP	15-6-0	11-8-1	10-6-0	DNP
at Creighton	12/17/2022	83-75	W	16-11-3	26-4-4	15-2-4	6-5-0	DNP	DNP	DNP	0-3-0	4-1-1	4-2-0	12-2-3
vs Oregon	12/20/2022	78-85	L	5-11-3	20-7-10	22-9-0	7-7-0	DNP	DNP	DNP	DNP	6-1-1	3-1-3	15-3-1
vs South Fla.	12/21/2022	65-66	Lot	3-7-3	9-6-3	21-3-2	0-3-1	DNP	DNP	DNP	DNP	2-0-1	10-3-0	20-4-3
LSU	12/29/2022	45-69	L	1-3-1	17-1-1	7-4-1	0-2-0	DNP	DNP	0-0-0	1-6-0	3-2-0	6-4-1	10-6-3
at Kentucky	01/01/2023	71-50	W	17-7-3	6-2-5	17-8-7	6-7-1	DNP	DNP	0-0-0	4-3-0	2-3-1	8-4-1	11-2-4
Florida	01/05/2023	102-74	W	16-8-2	16-4-6	15-8-6	8-3-2	0-0-0	0-0-0	2-0-0	8-7-1	0-1-3	16-1-1	16-1-2

Opponent	Date	Score		55
				ELLIS,EMRI
at Ark.-Pine Bluff	11/07/2022	70-50	W	0-2-0
Central Ark.	11/11/2022	72-34	W	0-4-0
Tulsa	11/14/2022	79-70	W	DNP
Kent St.	11/17/2022	80-59	W	0-1-0
at Little Rock	11/20/2022	93-49	W	5-2-0
vs Northern Ariz.	11/24/2022	82-73	W	0-0-0
vs Clemson	11/25/2022	76-62	W	DNP
vs Kansas St.	11/26/2022	69-53	W	0-0-0
Troy	12/01/2022	87-70	W	1-0-0
Oral Roberts	12/04/2022	92-58	W	2-1-0
Lamar University	12/08/2022	63-50	W	0-0-0
Arkansas St.	12/11/2022	77-63	W	DNP
at Creighton	12/17/2022	83-75	W	DNP
vs Oregon	12/20/2022	78-85	L	0-1-0
vs South Fla.	12/21/2022	65-66	Lot	0-0-0
LSU	12/29/2022	45-69	L	0-0-0
at Kentucky	01/01/2023	71-50	W	0-1-0



2022-23 ARKANSAS WOMEN'S BASKETBALL

Player Highs Analysis
All games

Page 1/4
as of Jan 06, 2023

Arkansas - Individual Game Highs

POINTS	32		Samara Spencer vs Oral Roberts (12/04/2022)
	27		Samara Spencer vs Northern Ariz. (N) (11/24/2022)
	27		Erynn Barnum vs Tulsa (11/14/2022)
	26		Samara Spencer at Creighton (12/17/2022)
	22		Erynn Barnum vs Oregon (N) (12/20/2022)
	22		Chrissy Carr at Little Rock (11/20/2022)
	22		Samara Spencer vs Kent St. (11/17/2022)
FIELD GOALS MADE	10		Samara Spencer at Creighton (12/17/2022)
	10		Samara Spencer vs Oral Roberts (12/04/2022)
	10		Samara Spencer vs Northern Ariz. (N) (11/24/2022)
	10		Erynn Barnum vs Tulsa (11/14/2022)
FIELD GOAL ATTEMPTS	21		Samara Spencer vs Northern Ariz. (N) (11/24/2022)
	19		Makayla Daniels vs Tulsa (11/14/2022)
FIELD GOAL PERCENTAGE (min 5 made)	1.000	(8-8)	Erynn Barnum vs Arkansas St. (12/11/2022)
	1.000	(5-5)	Erynn Barnum at Little Rock (11/20/2022)
3 PT FG MADE	6		Samara Spencer vs Oral Roberts (12/04/2022)
	5		Samara Spencer at Creighton (12/17/2022)
	5		Chrissy Carr vs Clemson (N) (11/25/2022)
3 PT FG ATTEMPTS	12		Chrissy Carr vs Oral Roberts (12/04/2022)
	11		Makayla Daniels vs South Fla. (N) (12/21/2022)
	11		Samara Spencer vs Tulsa (11/14/2022)
3 PT FG PERCENTAGE (min 2 made)	1.000	(2-2)	Rylee Langerman vs Oregon (N) (12/20/2022)
	.750	(6-8)	Samara Spencer vs Oral Roberts (12/04/2022)
	.750	(3-4)	Erynn Barnum vs Oregon (N) (12/20/2022)
	.750	(3-4)	Makayla Daniels at Little Rock (11/20/2022)
FREE THROWS MADE	9		Erynn Barnum vs Central Ark. (11/11/2022)
	8		Makayla Daniels vs Northern Ariz. (N) (11/24/2022)
FREE THROW ATTEMPTS	16		Samara Spencer vs Lamar University (12/08/2022)
	13		Erynn Barnum at Ark.-Pine Bluff (11/07/2022)
FREE THROW PERCENTAGE (min 3 made)	1.000	(9-9)	Erynn Barnum vs Central Ark. (11/11/2022)
	1.000	(5-5)	Jersey Wolfenbarger vs Oral Roberts (12/04/2022)
	1.000	(4-4)	Chrissy Carr at Creighton (12/17/2022)
	1.000	(4-4)	Makayla Daniels vs Troy (12/01/2022)
	1.000	(4-4)	Chrissy Carr at Little Rock (11/20/2022)
	1.000	(3-3)	Saylor Poffenbarger vs Florida (01/05/2023)
REBOUNDS	13		Makayla Daniels vs Kansas St. (N) (11/26/2022)
	12		Saylor Poffenbarger vs Oral Roberts (12/04/2022)
	12		Saylor Poffenbarger vs Lamar University (12/08/2022)
	12		Jersey Wolfenbarger vs Oral Roberts (12/04/2022)
ASSISTS	10		Samara Spencer vs Oregon (N) (12/20/2022)
	7		Erynn Barnum at Kentucky (01/01/2023)
	7		Samara Spencer vs Kent St. (11/17/2022)
STEALS	5		Erynn Barnum vs Clemson (N) (11/25/2022)
	4		Rylee Langerman vs South Fla. (N) (12/21/2022)
	4		Samara Spencer vs Northern Ariz. (N) (11/24/2022)
	4		Makayla Daniels vs Kent St. (11/17/2022)
	4		Rylee Langerman vs Tulsa (11/14/2022)
	4		Makayla Daniels vs Central Ark. (11/11/2022)
	4		Rylee Langerman at Ark.-Pine Bluff (11/07/2022)
BLOCKED SHOTS	4		Erynn Barnum at Ark.-Pine Bluff (11/07/2022)
	4		Jersey Wolfenbarger vs Oral Roberts (12/04/2022)
	3		Erynn Barnum at Kentucky (01/01/2023)
	3		Jersey Wolfenbarger vs Lamar University (12/08/2022)
	3		Saylor Poffenbarger vs Lamar University (12/08/2022)
	3		Maryam Dauda vs Northern Ariz. (N) (11/24/2022)
	3		Saylor Poffenbarger vs Kent St. (11/17/2022)
TURNOVERS	3		Erynn Barnum vs Central Ark. (11/11/2022)
	8		Samara Spencer vs Clemson (N) (11/25/2022)
	6		Saylor Poffenbarger at Kentucky (01/01/2023)
	6		Saylor Poffenbarger at Creighton (12/17/2022)
	6		Makayla Daniels vs Clemson (N) (11/25/2022)
FOULS	6		Samara Spencer at Little Rock (11/20/2022)
	5		Samara Spencer vs Oregon (N) (12/20/2022)
	4		Erynn Barnum vs Florida (01/05/2023)
	4		Makayla Daniels at Kentucky (01/01/2023)
	4		Saylor Poffenbarger vs LSU (12/29/2022)
	4		Maryam Dauda vs South Fla. (N) (12/21/2022)
	4		Erynn Barnum vs Oregon (N) (12/20/2022)
	4		Makayla Daniels at Creighton (12/17/2022)
	4		Samara Spencer vs Lamar University (12/08/2022)
	4		Saylor Poffenbarger vs Oral Roberts (12/04/2022)
	4		Makayla Daniels vs Troy (12/01/2022)
	4		Maryam Dauda vs Troy (12/01/2022)
	4		Makayla Daniels vs Clemson (N) (11/25/2022)
	4		Rylee Langerman vs Clemson (N) (11/25/2022)
	4		Makayla Daniels vs Northern Ariz. (N) (11/24/2022)
	4		Maryam Dauda at Little Rock (11/20/2022)
	4		Saylor Poffenbarger vs Tulsa (11/14/2022)
	4		Maryam Dauda at Ark.-Pine Bluff (11/07/2022)
	4		Samara Spencer at Ark.-Pine Bluff (11/07/2022)



0 Saylor Poffenbarger | R-Fr. | 6-2 | G | Middletown, Conn. (Middletown HS) | UConn

POFFENBARGER BENCHMARK STATS

2022-23 SEASON HIGHS

Points	17	at Kentucky	1-1-23*
FG Made	8	at Kentucky	1-1-23
FG Att.	17	at Kentucky	1-1-23
3FG Made	2	at #16 Creighton	12-17-22*
3FG Att.	9	at UAPB	11-7-22
FT Made	3	vs. Florida	1-5-23*
FT Att.	6	at UAPB	11-7-22
Off. Reb.	4	at #16 Creighton	12-17-22
Def. Reb.	13	vs. Oral Roberts	12-4-22
Rebounds	13	vs. Oral Roberts	12-14-22
Assists	6	vs. #25 K-State	11-26-22
Blocks	3	vs. Lamar	12-8-22*
Steals	2	at #16 Creighton	12-17-22*
Minutes	39	vs. USF	12-21-22

CAREER HIGHS

Points	17	at Kentucky	1-1-23*
FG Made	8	at Kentucky	1-1-23
FG Att.	17	at Kentucky	1-1-23
3FG Made	2	at #16 Creighton	12-17-22*
3FG Att.	9	at UAPB	11-7-22
FT Made	3	vs. Oral Roberts	12-4-22*
FT Att.	6	at UAPB	11-7-22
Off. Reb.	4	at #16 Creighton	12-17-22
Def. Reb.	13	vs. Oral Roberts	12-4-22
Rebounds	13	vs. Oral Roberts	12-14-22
Assists	6	vs. #25 K-State	11-26-22
Blocks	3	vs. Lamar	12-8-22*
Steals	2	at #16 Creighton	12-17-22*
Minutes	39	vs. USF	12-21-22

SEC HIGHS

Points	17	at Kentucky	1-1-23
FG Made	8	at Kentucky	1-1-23
FG Att.	17	at Kentucky	1-1-23
3FG Made	1	vs. Florida	1-5-23
3FG Att.	3	at Kentucky	1-1-23
FT Made	3	vs. Florida	1-5-23
FT Att.	3	vs. Florida	1-5-23
Off. Reb.	2	at Kentucky	1-1-23
Def. Reb.	7	vs. Florida	1-5-23
Rebounds	8	vs. Florida	1-5-23
Assists	3	at Kentucky	1-1-23
Blocks	2	at Kentucky	1-1-23
Steals	N/A		
Minutes	34	at Kentucky	1-1-23

NOTABLES

Stat	22-23	Career
Double Figure Pts	8	8
Double Figure Rebs	5	5
Double-Doubles	3	3
5+ Assists	4	4
5+ Blocks	-	-
5+ Steals	-	-
Led Team in Pts	2	2
Led Team in Reb	10	10
20+ Points	-	-
30+ Points	-	-

* Most Recent

GAME NOTES

- Had her best shooting game, going 6-of-8 for 16 points and eight rebounds vs. Florida
- Logged third double-double with 16 points and 11 rebounds against No. 16/16 Creighton
- Three-time SEC Freshman of the Week, which leads the league
- Tallied back-to-back double-doubles, logging 17 points and 12 rebounds vs. Lamar
- A versatile player who can be put in positions one through five during a game
- Ranks second in defensive rebounds/game (7.0), fifth rebounding (8.0) and eighth minutes (31.0) in SEC
- Believed to be one of two three-year freshmen in the country (Ellie Foster from UNI the other one)
- Enrolled early at UConn in Jan. 2021
- Won gold at the 2019 FIBA Americas U16 Championship

WHO IS SAYLOR POFFENBARGER?

- Majoring in recreation and sport management
- Plays for her little brother that passed away
- Comes from an athletic family: mother, Amy, played basketball at Missouri and was a huge influence on Saylor's basketball journey, and three of her brothers play quarterback: Reese (21) – starting quarterback for Albany, Brittinn (15) – freshman in HS football and Higgins (10) – fourth grade football player
- Played against teammate Makayla Daniels a few times and was on the same AAU team as her at one point
- Favorite movie: Legally Blonde

#0 POFFENBARGER, Saylor

Opponent	Date	GS	MIN	Total		3-Pointers		Free throws		Rebounds			PF	A	TO	BLK	STL	PTS	AVG		
				FG-FA	PCT	3FG-3FGA	PCT	FT-FTA	PCT	OFF	DEF	TOT								AVG	
at Ark.-Pine Bluff	11/07/2022	*	27:35	3-14	.214	2-9	.222	3-6	.500	2	6	8	8.0	1	2	2	1	0	11.0		
Central Ark.	11/11/2022	*	30:24	0-5	.000	0-3	.000	2-4	.500	0	7	7	7.5	1	1	2	0	2	6.5		
Tulsa	11/14/2022	*	28:35	1-4	.250	0-2	.000	0-0	.000	2	8	10	8.3	4	3	0	1	2	5.0		
Kent St.	11/17/2022	*	29:51	0-7	.000	0-3	.000	2-2	1.000	1	5	6	7.8	0	1	1	3	1	2	4.3	
at Little Rock	11/20/2022	*	27:53	3-4	.750	0-1	.000	3-4	.750	0	9	9	8.0	3	1	3	0	9	5.2		
vs Northern Ariz.	11/24/2022	*	31:41	4-10	.400	2-6	.333	3-4	.750	2	3	5	7.5	3	2	4	1	1	13	6.5	
vs Clemson	11/25/2022	*	37:48	5-8	.625	2-4	.500	3-4	.750	0	9	9	7.7	2	1	4	0	1	15	7.7	
vs Kansas St.	11/26/2022	*	35:26	3-8	.375	2-4	.500	1-2	.500	1	5	6	7.5	2	6	2	2	1	9	7.9	
Troy	12/01/2022	*	24:18	3-8	.375	1-4	.250	2-2	1.000	0	3	3	7.0	1	5	3	1	0	9	8.0	
Oral Roberts	12/04/2022	*	26:09	5-11	.455	1-3	.333	3-4	.750	0	13	13	7.6	4	5	0	1	0	14	8.6	
Lamar University	12/08/2022	*	37:37	7-13	.538	2-5	.400	1-3	.333	2	10	12	8.0	3	3	5	3	2	17	9.4	
Arkansas St.	12/11/2022	*	36:55	0-11	.000	0-8	.000	1-2	.500	0	9	9	8.1	1	5	1	1	1	1	8.7	
at Creighton	12/17/2022	*	37:44	6-16	.375	2-7	.286	2-3	.667	4	7	11	8.3	3	3	6	0	2	16	9.2	
vs Oregon	12/20/2022	*	34:09	2-9	.222	1-6	.167	0-0	.000	1	10	11	8.5	3	3	2	1	1	5	8.9	
vs South Fla.	12/21/2022	*	39:28	1-5	.200	1-4	.250	0-0	.000	0	7	7	8.4	1	3	0	1	1	3	8.5	
LSU	12/29/2022	*	20:03	0-5	.000	0-1	.000	1-2	.500	0	3	3	8.1	4	1	1	0	0	1	8.1	
at Kentucky	01/01/2023	*	33:57	8-17	.471	0-3	.000	1-1	1.000	2	5	7	8.0	2	3	6	2	0	17	8.6	
Florida	01/05/2023	*	17:42	6-8	.750	1-2	.500	3-3	1.000	1	7	8	8.0	3	2	2	1	0	16	9.0	
Totals			18	557:15	57-163	.350	17-75	.227	31-46	.674	18	126	144	8.0	41	50	44	20	12	162	9.0

Player Averages

Games Played	Minutes/game	Points/game	FG Pct	3FG Pct	FT Pct	Rebounds/game	Assists/game	Turnovers/game	Assist/Turnover ratio	Steals/game	Blocks/game
18	31.0	9.0	35.0	22.7	67.4	8.0	2.8	2.4	1.1	0.7	1.1

CAREER STATISTICS

				Field Goals		3-Point		F-Throws		Rebounds											Scoring	
SEASON	TEAM	GP-GS	MIN/AVG	FG-FGA	FG%	3FG-3FGA	3FG%	FT-FTA	FT%	OFF	DEF	TOT	AVG	PF-FO	A	TO	BLK	STL	PTS	AVG		
2020-21	UConn	12-0	33/2.7	2-15	.133	1-11	.091	1-1	1.000	1	3	4	0.3	2-0	0	0	1	0	6	0.5		
2022-23	Ark	18-18	557/31.0	57-163	.350	17-75	.227	31-46	.674	18	126	144	8.0	41-0	50	44	20	12	162	9.0		
TOTAL FOR Ark		18-18	557/31.0	57-163	.350	17-75	.227	31-46	.674	18	126	144	8.0	41-0	50	44	20	12	162	9.0		
TOTAL		30-18	590/19.7	59-178	.331	18-86	.209	32-47	.681	19	129	148	4.9	43-0	50	44	21	12	168	5.6		



2 Samara Spencer | So. | 5-7 | G | Fort Lauderdale, Fla. (St. Thomas Aquinas HS)

2022-23 SEASON HIGHS

SPENCER BENCHMARK STATS			
Points	32	vs. Oral Roberts	12-4-22
FG Made	10	at #16 Creighton	12-17-22*
FG Att.	21	vs. NAU	11-24-22
3FG Made	6	vs. Oral Roberts	12-4-22
3FG Att.	11	vs. Tulsa	11-14-22
FT Made	7	vs. USF	12-21-22*
FT Att.	16	vs. Lamar	12-8-22
Off. Reb.	1	vs. Oral Roberts	12-4-22*
Def. Reb.	7	vs. #16 Oregon	12-20-22*
Rebounds	8	vs. #25 K-State	11-26-22
Assists	10	vs. #16 Oregon	12-20-22
Blocks	2	vs. USF	12-21-22
Steals	4	vs. NAU	11-24-22
Minutes	42	vs. USF	12-21-22

CAREER HIGHS

Points	32	vs. Oral Roberts	12-4-22
FG Made	10	at #16 Creighton	12-17-22*
FG Att.	21	vs. NAU	11-24-22*
3FG Made	6	vs. Oral Roberts	12-4-22
3FG Att.	11	vs. Tulsa	11-14-22
FT Made	7	vs. USF	12-21-22*
FT Att.	16	vs. Lamar	12-8-22
Off. Reb.	2	vs. #1 SC	3-4-22*
Def. Reb.	7	vs. #16 Oregon	12-20-22*
Rebounds	8	vs. #25 K-State	11-26-22*
Assists	10	vs. #16 Oregon	12-20-22
Blocks	2	vs. USF	12-21-22
Steals	4	vs. NAU	11-24-22*
Minutes	43	at #7 Tennessee	1-31-22

SEC HIGHS

Points	22	at Missouri	2-13-22
FG Made	9	at Florida	2-17-22*
FG Att.	21	at Missouri	2-13-22*
3FG Made	5	vs. Miss. State	1-23-22
3FG Att.	8	at #7 Tennessee	1-31-22*
FT Made	6	at Miss. State	2-27-22*
FT Att.	8	at Miss. State	2-27-22*
Off. Reb.	2	vs. #1 SC	3-4-22*
Def. Reb.	7	at Missouri	2-13-22*
Rebounds	8	vs. #1 SC	3-4-22
Assists	6	vs. Florida	1-5-23*
Blocks	1	at Missouri	2-13-22*
Steals	2	at Ole Miss	2-22-22*
Minutes	43	at #7 Tennessee	1-31-22

NOTABLES

Stat	21-22	22-23	Career
Double Figure Pts	20	13	33
Double Figure Rebs	-	-	-
Double-Doubles	-	1	1
5+ Assists	5	7	12
5+ Blocks	-	-	-
5+ Steals	-	-	-
Led Team in Pts	5	9	14
Led Team in Reb	1	2	3
20+ Points	3	5	8
30+ Points	-	1	1

* Most Recent

- GAME NOTES**
- Logged 16 points and six assists in Arkansas' 102-74 win over Florida
 - Recorded a near triple-double with 20 points, 10 assists and seven rebounds vs. No. 16/15 Oregon
 - Went off on her 20th birthday vs. Oral Roberts with a career-high 32 points off 17 shots, including a 3/4 court shot (that did not count but was still cool to see)
 - Second in FT attempts (112), third in FG attempts (112), fifth in assists (4.6), ninth in scoring (15.7), 10th in 3-pointers (2.0) and 12th in FG percentage (.417) in the SEC
 - In the NCAA, fifth in free throw attempts, 19th in total assist (82) and 27th in total points (283)
 - Named 2022 SEC Freshman of the Year, first Arkansas player since 2009 (C'eria Ricketts)
 - Won SEC Freshman of the Week four times last season
 - Has registered eight career 20-point games, including five this season (one of those 30+)
 - Finished third on the team in scoring and led the way in assists (96) as a freshman
 - Led St. Thomas Aquinas to a state title during her senior season

- WHO IS SAMARA SPENCER?**
- Majoring in recreation and sport management
 - First Floridan to make up an Arkansas WBB roster since 2010
 - Favorite foods: Steak or lasagna
 - Favorite place to eat in Fayetteville: Tacos 4 Life
 - Proudest accomplishment in basketball: winning SEC Freshman of the year last year

#2 SPENCER, Samara

Opponent	Date	GS	MIN	Total		3-Pointers		Free throws		Rebounds				PF	A	TO	BLK	STL	PTS	AVG	
				FG-FGA	PCT	3FG-3FGA	PCT	FT-FTA	PCT	OFF	DEF	TOT	AVG								
at Ark.-Pine Bluff	11/07/2022	*	31:00	6-16	.375	1-7	.143	2-8	.250	0	4	4	4	4	1	0	0	15	15.0		
Central Ark.	11/11/2022	*	18:51	1-5	.200	0-2	.000	3-7	.429	0	2	2	3	0	2	0	5	10.0			
Tulsa	11/14/2022	*	39:04	3-16	.188	3-11	.273	4-6	.667	0	3	3	3	0	2	4	0	13	11.0		
Kent St.	11/17/2022	*	28:15	8-13	.615	3-6	.500	3-4	.750	0	7	7	4	0	1	7	2	22	13.8		
at Little Rock	11/20/2022	*	30:08	4-9	.444	0-4	.000	3-4	.750	0	7	7	4	1	6	0	0	11	13.2		
vs Northern Ariz.	11/24/2022	*	39:29	10-21	.476	3-7	.429	4-6	.667	0	4	4	4	5	1	2	2	20	15.5		
vs Clemson	11/25/2022	*	27:30	1-5	.200	0-2	.000	1-6	.167	0	5	5	4	6	3	0	0	3	13.7		
vs Kansas St.	11/26/2022	*	30:17	3-11	.273	0-6	.000	0-0	.000	1	7	8	5	0	3	4	3	6	12.8		
Troy	12/01/2022	*	27:47	8-15	.533	3-8	.375	0-3	.000	0	3	3	4	1	6	3	0	19	13.4		
Oral Roberts	12/04/2022	*	30:40	10-17	.588	6-8	.750	6-12	.500	1	1	2	4	5	1	3	2	32	15.3		
Lamar University	12/08/2022	*	33:45	5-10	.500	1-3	.333	6-16	.375	0	0	0	4	1	4	4	5	0	17	15.5	
Arkansas St.	12/11/2022	*	40:00	5-12	.417	2-5	.400	7-10	.700	0	4	4	4	1	0	4	4	1	19	15.8	
at Creighton	12/17/2022	*	36:38	10-17	.588	5-7	.714	1-4	.250	0	4	4	4	1	3	4	1	0	26	16.5	
vs Oregon	12/20/2022	*	38:40	6-18	.333	2-6	.333	6-8	.750	0	7	7	4	3	5	10	2	0	16	16.8	
vs South Fla.	12/21/2022	*	42:03	1-9	.111	0-5	.000	7-9	.778	0	6	6	4	1	3	4	2	1	9	16.3	
LSU	12/29/2022	*	34:09	7-15	.467	3-7	.429	0-4	.000	0	1	1	4	2	1	4	0	1	17	16.3	
at Kentucky	01/01/2023	*	33:22	1-8	.125	1-4	.250	3-4	.750	0	2	2	4	1	2	5	1	0	2	6	15.7
Florida	01/05/2023	*	34:19	6-11	.545	3-5	.600	1-1	1.000	0	4	4	4	1	2	6	4	0	16	15.7	
Totals			18	595:58	95-228	.417	36-103	.350	57-112	.509	2	71	73	4.1	39	82	56	4	19	283	15.7

Player Averages

Games Played	Minutes/game	Points/game	FG Pct	3FG Pct	FT Pct	Rebounds/game	Assists/game	Turnovers/game	Assist/Turnover ratio	Steals/game	Blocks/game
18	33.1	15.7	41.7	35.0	50.9	4.1	4.6	3.1	1.5	1.1	0.2

CAREER STATISTICS

				Field Goals		3-Point		F-Throws		Rebounds								Scoring		
SEASON	TEAM	GP-GS	MIN/AVG	FG-FGA	FG%	3FG-3FGA	3FG%	FT-FTA	FT%	OFF	DEF	TOT	AVG	PF-FO	A	TO	BLK	STL	PTS	AVG
2021-22	Ark	31-27	930/30.0	138-325	.425	44-128	.344	59-98	.602	18	96	114	3.7	49-0	96	82	8	36	379	12.2
2022-23	Ark	18-18	596/33.1	95-228	.417	36-103	.350	57-112	.509	2	71	73	4.1	39-1	82	56	4	19	283	15.7
TOTAL		49-45	1526/31.1	233-553	.421	80-231	.346	116-210	.552	20	167	187	3.8	88-1	178	138	12	55	662	13.5



4 Erynn Barnum | R-Sr. | 6-2 | F | Little Rock, Ark. (Little Rock Central HS)

BARNUM BENCHMARK STATS

2022-23 SEASON HIGHS

Points	27	vs. Tulsa	11-14-22
FG Made	10	vs. Tulsa	11-14-22
FG Att.	17	vs. USF	12-21-22*
3FG Made	3	vs. #16 Oregon	12-20-22
3FG Att.	4	vs. #16 Oregon	12-20-22
FT Made	9	vs. UCA	11-11-22
FT Att.	13	UAPB	11-7-22
Off. Reb.	6	at UAPB	11-7-22
Def. Reb.	9	at Little Rock	11-20-22
Rebounds	11	at UAPB	11-7-22
Assists	7	at Kentucky	1-1-23
Blocks	3	at Kentucky	1-1-23*
Steals	5	vs. Clemson	11-25-22
Minutes	39	vs. USF	12-21-22

CAREER HIGHS

Points	27	vs. Tulsa	11-14-22
FG Made	10	vs. Tulsa	11-14-22
FG Att.	17	vs. USF	12-21-22*
3FG Made	3	vs. #16 Oregon	12-20-22
3FG Att.	4	vs. #16 Oregon	12-20-22
FT Made	9	vs. UCA	11-11-22
FT Att.	13	at UAPB	11-7-22*
Off. Reb.	6	at UAPB	11-7-22*
Def. Reb.	9	at Little Rock	11-20-22
Rebounds	12	vs. Utah	3-18-22*
Assists	7	at Kentucky	1-1-23
Blocks	4	vs. Little Rock	12-21-19*
Steals	5	vs. Clemson	11-25-22
Minutes	39	vs. USF	12-21-22

SEC HIGHS

Points	17	at Kentucky	1-1-23
FG Made	7	at Kentucky	1-1-23*
FG Att.	12	vs. Georgia	1-23-20
3FG Made	1	vs. Florida	1-5-23*
3FG Att.	2	vs. 9/9 LSU	12-29-22*
FT Made	4	vs. Florida	1-5-23*
FT Att.	8	vs. Florida	1-5-23
Off. Reb.	4	at Kentucky	1-1-23*
Def. Reb.	6	vs. Florida	1-5-23*
Rebounds	9	vs. Auburn	2-10-22
Assists	7	at Kentucky	1-1-23
Blocks	3	at Kentucky	1-1-23*
Steals	3	at Texas A&M	2-7-21
Minutes	29	at Kentucky	1-1-23

NOTABLES

Stat	19-20	20-21	21-22	22-23	Career
Double Figure Pts	4	9	5	14	32
Double Figure Rebs	1	1	1	1	5
Double-Doubles	1	1	-	1	3
5+ Assists	-	-	-	2	2
5+ Blocks	-	-	-	-	-
5+ Steals	-	-	-	1	1
Led Team in Pts	1	-	3	6	10
Led Team in Reb	4	7	7	8	26
20+ Points	-	-	-	4	4
30+ Points	-	-	-	-	-

* Most Recent

GAME NOTES

- Named to Katrina McClain Preseason Watchlist, given to the best power forward in the country
- Coming off back-to-back near triple-doubles, most recently 15 points, eight rebounds and six assists in under 25 minutes against Florida
- Logged back-to-back 20-point performances at the San Diego Invitational, including 22 points and nine rebounds vs. No. 16/15 Oregon
- Was a perfect 8-of-8 vs. Arkansas State and 5-for-5 vs. Little Rock, only player in SEC to have to perfect performances from the field this season
- Leads SEC in FG percentage (.622), as well as 11th in scoring (15.3) and 14th in rebounding (6.6)
- In NCAA, sits 13th in FG percentage, 19th in free throw attempts (94) and 33 in total points (276)
- Ended 2021-22 season by matching a career-high 12 rebounds vs. Utah at the NCAA Tournament
- Averaged 7.6 points, 4.8 rebounds and 17.5 minutes per game last season

WHO IS ERYNN BARNUM?

- Majoring in recreation and sport management
- Played volleyball and was player of the year in high school
- Does her hair before every game
- One of eight siblings
- Born in Pasadena, Calif. and moved to Little Rock when she was 6
- Favorite food: shrimp alfredo

#4 BARNUM, Erynn

Opponent	Date	GS	MIN	Total		3-Pointers		Free throws		Rebounds			PF	A	TO	BLK	STL	PTS	AVG		
				FG-FGA	PCT	3FG-3FGA	PCT	FT-FTA	PCT	OFF	DEF	TOT								AVG	
at Ark.-Pine Bluff	11/07/2022	*	25:04	6-14	.429	0-0	.000	3-13	.231	6	5	11	11.0	2	1	2	0	4	15	15.0	
Central Ark.	11/11/2022	*	22:29	5-8	.625	0-1	.000	9-9	1.000	4	5	9	10.0	2	2	1	3	0	19	17.0	
Tulsa	11/14/2022	*	30:32	10-12	.833	0-0	.000	7-12	.583	3	5	8	9.3	3	0	1	1	2	27	20.3	
Kent St.	11/17/2022	*	21:02	9-13	.692	1-2	.500	1-1	1.000	2	4	6	8.5	0	1	1	0	20	20.3		
at Little Rock	11/20/2022	*	20:40	5-5	1.000	0-0	.000	5-6	.833	0	9	9	8.6	3	1	5	1	0	15	19.2	
vs Northern Ariz.	11/24/2022	*	23:03	3-9	.333	0-1	.000	1-2	.500	3	4	7	8.3	3	2	2	0	2	7	17.2	
vs Clemson	11/25/2022	*	25:33	4-5	.800	0-0	.000	6-9	.667	2	7	9	8.4	1	1	1	1	5	14	16.7	
vs Kansas St.	11/26/2022	*	28:44	7-9	.778	0-0	.000	3-5	.600	2	2	4	7.9	1	1	3	2	3	17	16.8	
Troy	12/01/2022	*	19:10	8-9	.889	0-1	.000	2-2	1.000	3	5	8	7.9	1	2	1	0	2	18	16.9	
Oral Roberts	12/04/2022	*	19:43	3-5	.600	0-0	.000	0-0	.000	2	3	5	7.6	3	4	1	1	0	6	15.8	
Lamar University	12/08/2022	*	33:51	2-4	.500	0-1	.000	1-4	.250	3	5	8	7.6	2	3	5	2	1	5	14.8	
Arkansas St.	12/11/2022	*	18:25	8-8	1.000	0-0	.000	0-0	.000	0	1	1	7.1	3	0	2	1	0	16	14.9	
at Creighton	12/17/2022	*	29:35	5-9	.556	0-0	.000	5-7	.714	1	1	2	6.7	2	4	0	2	2	15	14.9	
vs Oregon	12/20/2022	*	27:14	8-17	.471	3-4	.750	3-4	.750	5	4	9	6.9	4	0	0	1	0	22	15.4	
vs South Fla.	12/21/2022	*	39:26	9-17	.529	0-1	.000	3-6	.500	1	2	3	6.6	2	2	2	0	1	21	15.8	
LSU	12/29/2022	*	23:38	3-9	.333	0-2	.000	1-2	.500	0	4	4	6.4	3	1	1	0	0	7	15.3	
at Kentucky	01/01/2023	*	29:17	7-11	.636	0-0	.000	3-4	.750	4	4	8	6.5	2	7	3	3	0	17	15.4	
Florida	01/05/2023	*	24:35	5-8	.625	1-1	1.000	4-8	.500	2	6	8	6.6	4	6	1	1	1	15	15.3	
Totals			18	462:01	107-172	.622	5-14	.357	57-94	.606	43	76	119	6.6	41	38	32	20	23	276	15.3

Player Averages

Games Played	Minutes/ game	Points/ game	FG Pct	3FG Pct	FT Pct	Rebounds/ game	Assists/ game	Turnovers/ game	Assist/Turnover ratio	Steals/ game	Blocks/ game
18	25.7	15.3	62.2	35.7	60.6	6.6	2.1	1.8	1.2	1.3	1.1

CAREER STATISTICS

Arkansas State																	Scoring			
SEASON	TEAM	GP-GS	MIN/AVG	Field Goals	FG%	3-Point	F-Throws	Rebounds					PF-FO	A	TO	BLK	STL	PTS	AVG	
				FG-FGA		3FG-3FGA	3FG%	FT-FTA	FT%	OFF	DEF	TOT	AVG							
2019-20	Ark	27-0	306/11.3	50-98	.510	3-7	.429	31-52	.596	31	76	107	4.0	26-0	5	11	28	15	134	5.0
2020-21	Ark	28-0	455/16.3	85-145	.586	1-7	.143	44-87	.506	34	94	128	4.6	56-0	11	30	23	21	215	7.7
2021-22	Ark	22-10	385/17.5	55-134	.410	3-16	.188	55-80	.688	35	70	105	4.8	32-0	18	26	12	20	168	7.6
2022-23	Ark	18-18	462/25.7	107-172	.622	5-14	.357	57-94	.606	43	76	119	6.6	41-0	38	32	20	23	276	15.3
TOTAL		95-28	1609/16.9	297-549	.541	12-44	.273	187-313	.597	143	316	459	4.8	155-0	72	99	83	79	793	8.3



11 Rylee Langerman | Jr. | 5-9 | G | Norman, Okla. (Christian Heritage HS)

LANGERMAN BENCHMARK STATS

2022-23 SEASON HIGHS

Points	10	vs. Tulsa	11-14-22
FG Made	3	vs. UCA	11-11-22
FG Att.	7	vs. Tulsa	11-14-22
3FG Made	2	at Kentucky	1-1-23*
3FG Att.	5	vs. Tulsa	11-14-22
FT Made	4	vs. Tulsa	11-14-22
FT Att.	6	vs. Tulsa	11-14-22
Off. Reb.	4	vs. #16 Oregon	12-21-22*
Def. Reb.	5	at Kentucky	1-1-23*
Rebounds	7	at Kentucky	1-1-23*
Assists	3	vs. Troy	12-1-22
Blocks	1	vs. Lamar	12-8-22
Steals	4	vs. USF	12-21-22*
Minutes	25	vs. #16 Oregon	12-20-22*

CAREER HIGHS

Points	17	vs. Missouri	1-9-22
FG Made	6	vs. Missouri	1-9-22
FG Att.	10	vs. Missouri	1-9-22
3FG Made	5	vs. Missouri	1-9-22
3FG Att.	6	vs. Missouri	1-9-22
FT Made	4	vs. Tulsa	11-14-22*
FT Att.	6	vs. Tulsa	11-14-22
Off. Reb.	5	vs. Auburn	2-10-22
Def. Reb.	7	at Texas A&M	2-3-22*
Rebounds	11	at Texas A&M	2-3-22
Assists	4	vs. UCA	12-13-20
Blocks	2	vs. Missouri	3-3-22
Steals	4	vs. USF	12-20-22*
Minutes	34	at Florida	2-17-22

SEC HIGHS

Points	17	vs. Missouri	1-9-22
FG Made	6	vs. Missouri	1-9-22
FG Att.	10	vs. Missouri	1-9-22
3FG Made	5	vs. Missouri	1-9-22
3FG Att.	6	vs. Missouri	1-9-22
FT Made	3	vs. Florida	1-5-23
FT Att.	5	vs. Florida	1-5-23
Off. Reb.	5	vs. Auburn	2-10-22
Def. Reb.	7	at Texas A&M	2-3-22
Rebounds	11	at Texas A&M	2-3-22
Assists	3	vs. 12/11 LSU	1-27-2
Blocks	2	vs. Missouri	3-3-22
Steals	4	at Missouri	2-13-22
Minutes	34	at Florida	2-17-22

NOTABLES

Stat	20-21	21-22	22-23	Career
Double Figure Pts	-	1	1	2
Double Figure Rebs	-	1	-	1
Double-Doubles	-	-	-	-
5 + Assists	-	-	-	-
5 + Blocks	-	-	-	-
5 + Steals	-	-	-	-
Led Team in Pts	-	-	-	-
Led Team in Reb	-	2	-	2
20 + Points	-	-	-	-
30+ Points	-	-	-	-

* Most Recent

GAME NOTES

- Glue girl on the team, known for being the player that holds everything together
- Hustle-type or game changing plays are called "Rylees"
- Registered eight points, three rebounds and two steals vs. Florida
- Has matched a career-high four steals in three games this season
- Logged 10 points, five rebounds and four steals against Tulsa
- Leads the bench with minutes logged per game, averaging 19.3 per game
- Lit up Mizzou, going for a career-best 17 points off 5-for-6 shooting from 3-point off the bench last season
- Averaged 3.2 points and 3.7 rebounds across 19.2 minutes played per game last season

WHO IS RYLEE LANGERMAN?

- Majoring in biology
- Easily a fan favorite for the work she has done in the community, serving as an inspiration especially for those who also have Alopecia
- Has a twin brother named Ryan who played basketball and golf
- Chose Arkansas because of the atmosphere and culture
- Can play the guitar
- Favorite place to eat in Fayetteville: Sassy's BBQ

#11 LANGERMAN, Rylee

Opponent	Date	GS	MIN	Total		3-Pointers		Free throws		Rebounds				PF	A	TO	BLK	STL	PTS	AVG
				FG-FGA	PCT	3FG-3FGA	PCT	FT-FTA	PCT	OFF	DEF	TOT	AVG							
at Ark.-Pine Bluff	11/07/2022		22:50	1-1	1.000	0-0	.000	2-4	.500	4	2	6	6.0	3	0	2	0	4	4	4.0
Central Ark.	11/11/2022		24:26	3-5	.600	2-4	.500	1-3	.333	0	4	4	5.0	2	0	1	0	0	9	6.5
Tulsa	11/14/2022		22:35	2-7	.286	2-5	.400	4-6	.667	2	3	5	5.0	3	1	0	0	4	10	7.7
Kent St.	11/17/2022		19:11	2-5	.400	1-3	.333	0-0	.000	1	1	2	4.3	1	2	1	0	0	5	7.0
at Little Rock	11/20/2022		13:45	1-1	1.000	0-0	.000	1-2	.500	0	0	0	3.4	1	0	0	0	0	3	6.2
vs Northern Ariz.	11/24/2022		20:56	1-3	.333	0-1	.000	1-2	.500	0	2	2	3.2	1	1	1	0	0	3	5.7
vs Clemson	11/25/2022		18:49	1-1	1.000	0-0	.000	1-2	.500	0	0	0	2.7	4	0	0	0	0	3	5.3
vs Kansas St.	11/26/2022		11:39	0-0	.000	0-0	.000	0-0	.000	0	4	4	2.9	2	0	0	0	0	0	4.6
Troy	12/01/2022		15:55	0-2	.000	0-2	.000	1-2	.500	1	4	5	3.1	2	3	2	0	0	1	4.2
Oral Roberts	12/04/2022		16:32	1-4	.250	0-2	.000	1-2	.500	3	2	5	3.3	2	1	0	0	2	3	4.1
Lamar University	12/08/2022		18:13	0-2	.000	0-2	.000	0-0	.000	1	5	6	3.5	0	0	1	1	1	0	3.7
Arkansas St.	12/11/2022		18:56	2-5	.400	0-2	.000	1-2	.500	3	2	5	3.7	2	1	1	0	0	5	3.8
at Creighton	12/17/2022		25:27	2-3	.667	2-3	.667	0-0	.000	1	4	5	3.8	1	0	0	0	0	6	4.0
vs Oregon	12/20/2022		24:57	2-4	.500	2-2	1.000	1-2	.500	4	3	7	4.0	2	0	3	0	0	7	4.2
vs South Fla.	12/21/2022		17:59	0-2	.000	0-2	.000	0-0	.000	2	1	3	3.9	3	1	0	0	4	0	3.9
LSU	12/29/2022		17:16	0-1	.000	0-0	.000	0-0	.000	1	1	2	3.8	2	0	1	0	2	0	3.7
at Kentucky	01/01/2023		22:54	2-4	.500	2-3	.667	0-0	.000	2	5	7	4.0	0	1	1	0	1	6	3.8
Florida	01/05/2023		18:46	2-4	.500	1-2	.500	3-5	.600	1	2	3	3.9	3	2	1	0	2	8	4.1
Totals		0	351:06	22-54	.407	12-33	.364	17-32	.531	26	45	71	3.9	34	13	15	1	20	73	4.1

Player Averages

Games Played	Minutes/game	Points/game	FG Pct	3FG Pct	FT Pct	Rebounds/game	Assists/game	Turnovers/game	Assist/Turnover ratio	Steals/game	Blocks/game
18	19.5	4.1	40.7	36.4	53.1	3.9	0.7	0.8	0.9	1.1	0.1

CAREER STATISTICS

				Field Goals		3-Point		F-Throws		Rebounds				Scoring						
SEASON	TEAM	GP-GS	MIN/AVG	FG-FGA	FG%	3FG-3FGA	3FG%	FT-FTA	FT%	OFF	DEF	TOT	AVG	PF-FO	A	TO	BLK	STL	PTS	AVG
2020-21	Ark	13-0	91/7.0	5-16	.313	4-10	.400	2-4	.500	2	12	14	1.1	10-0	7	9	1	1	16	1.2
2021-22	Ark	32-7	613/19.2	36-97	.371	16-50	.320	13-23	.565	41	78	119	3.7	83-2	30	31	11	28	101	3.2
2022-23	Ark	18-0	351/19.5	22-54	.407	12-33	.364	17-32	.531	26	45	71	3.9	34-0	13	15	1	20	73	4.1
TOTAL		63-7	1055/16.7	63-167	.377	32-93	.344	32-59	.542	69	135	204	3.2	127-2	50	55	13	49	190	3.0



20 Karley Johnson | Fr. | 5-9 | G | Mustang, Okla. (Mustang HS)

JOHNSON BENCHMARK STATS

2022-23 SEASON HIGHS

Points	1	at Little Rock	11-20-22
FG Made	N/A		
FG Att.	1	vs. Oral Roberts	12-4-22
3FG Made	N/A		
3FG Att.	N/A		
FT Made	1	at Little Rock	11-20-22
FT Att.	1	at Little Rock	11-20-22
Off. Reb.	1	vs. Troy	12-1-22
Def. Reb.	1	vs. Kent State	11-17-22
Rebounds	1	vs. Troy	12-1-22*
Assists	1	at Little Rock	11-20-22
Blocks	N/A		
Steals	1	at Little Rock	11-20-22*
Minutes	6	vs. Troy	12-1-22*

CAREER HIGHS

Points	1	at Little Rock	11-20-22
FG Made	N/A		
FG Att.	1	vs. Oral Roberts	12-4-22
3FG Made	N/A		
3FG Att.	N/A		
FT Made	1	at Little Rock	11-20-22
FT Att.	1	at Little Rock	11-20-22
Off. Reb.	1	vs. Troy	12-1-22
Def. Reb.	1	vs. Kent State	11-17-22
Rebounds	1	vs. Troy	12-1-22*
Assists	1	at Little Rock	11-20-22
Blocks	N/A		
Steals	1	at Little Rock	11-20-22*
Minutes	6	vs. Troy	12-1-22*

SEC HIGHS

Points	N/A
FG Made	N/A
FG Att.	N/A
3FG Made	N/A
3FG Att.	N/A
FT Made	N/A
FT Att.	N/A
Off. Reb.	N/A
Def. Reb.	N/A
Rebounds	N/A
Assists	N/A
Blocks	N/A
Steals	N/A
Minutes	2 vs. Florida 1-5-23

NOTABLES

Stat	22-23	Career
Double Figure Pts	-	-
Double Figure Rebs	-	-
Double-Doubles	-	-
5 + Assists	-	-
5 + Blocks	-	-
5 + Steals	-	-
Led Team in Pts	-	-
Led Team in Reb	-	-
20 + Points	-	-
30+ Points	-	-

GAME NOTES

- Scored first collegiate point at Little Rock where she had a free throw in six minutes played
- Has appeared in seven games as a true freshman, most recently against Florida
- Lone member of the fall 2021 signing class
- Recognized as a 2022 McDonald's All-American nominee
- Tabbed a four-time Oklahoman's Super 5 Honorable Mention choice
- As a senior at Mustang, averaged 12.3 points, 4.3 rebounds and 3.1 assists per game
- Only needed two years to eclipse 1,000 points, doing so as a sophomore

WHO IS KARLEY JOHNSON?

- One of eight children
- Hidden talent: can juggle
- Favorite TV show: Criminal Minds
- Pregame ritual: puts everything on left to right
- Has English bulldogs named Roxie and Gus and a cat named Toast

#20 JOHNSON, Karley

Opponent	Date	GS	MIN	Total		3-Pointers		Free throws		Rebounds				PF	A	TO	BLK	STL	PTS	AVG
				FG-FGA	PCT	3FG-3FGA	PCT	FT-FTA	PCT	OFF	DEF	TOT	AVG							
Central Ark.	11/11/2022		02:37	0-0	.000	0-0	.000	0-0	.000	0	0	0	0.0	0	0	0	0	0	1	0.0
Kent St.	11/17/2022		02:33	0-0	.000	0-0	.000	0-0	.000	0	1	1	0.5	0	0	0	0	0	0	0.0
at Little Rock	11/20/2022		06:19	0-0	.000	0-0	.000	1-2	.500	0	0	0	0.3	0	1	0	0	1	1	0.3
vs Kansas St.	11/26/2022		00:47	0-0	.000	0-0	.000	0-0	.000	0	0	0	0.3	0	0	0	0	0	0	0.3
Troy	12/01/2022		05:38	0-0	.000	0-0	.000	0-0	.000	1	0	1	0.4	0	0	0	0	0	0	0.2
Oral Roberts	12/04/2022		02:43	0-1	.000	0-0	.000	0-0	.000	0	0	0	0.3	0	0	0	0	0	0	0.2
Florida	01/05/2023		01:50	0-0	.000	0-0	.000	0-0	.000	0	0	0	0.3	1	0	0	0	0	0	0.1
Totals		0	22:27	0-1	.000	0-0	.000	1-2	.500	1	1	2	0.3	1	1	0	0	2	1	0.1

Player Averages

Games Played	Minutes/game	Points/game	FG Pct	3FG Pct	FT Pct	Rebounds/game	Assists/game	Turnovers/game	Assist/Turnover ratio	Steals/game	Blocks/game
7	3.2	0.1	0.0	0.0	50.0	0.3	0.1	0.0	1.0	0.3	0.0

CAREER STATISTICS

				Field Goals		3-Point		F-Throws		Rebounds									Scoring	
SEASON	TEAM	GP-GS	MIN/AVG	FG-FGA	FG%	3FG-3FGA	3FG%	FT-FTA	FT%	OFF	DEF	TOT	AVG	PF-FO	A	TO	BLK	STL	PTS	AVG
2022-23	Ark	7-0	22/3.2	0-1	.000	0-0	.000	1-2	.500	1	1	2	0.3	1-0	1	0	0	2	1	0.1
TOTAL		7-0	22/3.2	0-1	.000	0-0	.000	1-2	.500	1	1	2	0.3	1-0	1	0	0	2	1	0.1



21 Loren Lindsey | Fr. | 5-11 | G | Fayetteville, Ark. (Fayetteville HS)

LINDSEY BENCHMARK STATS

2022-23 SEASON HIGHS

Points	N/A
FG Made	N/A
FG Att.	N/A
3FG Made	N/A
3FG Att.	N/A
FT Made	N/A
FT Att.	N/A
Off. Reb.	N/A
Def. Reb.	N/A
Rebounds	N/A
Assists	N/A
Blocks	N/A
Steals	N/A
Minutes	5 at Little Rock 11-20-22

CAREER HIGHS

Points	N/A
FG Made	N/A
FG Att.	N/A
3FG Made	N/A
3FG Att.	N/A
FT Made	N/A
FT Att.	N/A
Off. Reb.	N/A
Def. Reb.	N/A
Rebounds	N/A
Assists	N/A
Blocks	N/A
Steals	N/A
Minutes	5 at Little Rock 11-20-22

SEC HIGHS

Points	N/A
FG Made	N/A
FG Att.	N/A
3FG Made	N/A
3FG Att.	N/A
FT Made	N/A
FT Att.	N/A
Off. Reb.	N/A
Def. Reb.	N/A
Rebounds	N/A
Assists	N/A
Blocks	N/A
Steals	N/A
Minutes	2 vs. Florida 1-5-23

NOTABLES

Stat	22-23	Career
Double Figure Pts	-	-
Double Figure Rebs	-	-
Double-Doubles	-	-
5 + Assists	-	-
5 + Blocks	-	-
5 + Steals	-	-
Led Team in Pts	-	-
Led Team in Reb	-	-
20 + Points	-	-
30+ Points	-	-

GAME NOTES

- Played season-high five minutes at Little Rock
- Made first collegiate appearance versus UCA and has appeared in six games this season
- One of two freshmen on the team
- Talented player out of Fayetteville High School, coming to Arkansas as a walk-on
- Tabbed to All-Conference 6A West All-Defensive Team
- Northwest Arkansas Democrat Gazette Player of the Week (Feb. 2, 2022)

WHO IS LOREN LINDSEY?

- Finance major
- Grew up in Northwest Arkansas so it was always a dream to play for the Razorbacks, especially with her granddad, dad, uncle and cousins all playing football here
- Favorite pair of shoes she owns is her Jordans
- Favorite food is hibachi and best restaurant in Fayetteville is Kobe
- Favorite movie: Hoosiers

#21 LINDSEY, Loren

Opponent	Date	GS	MIN	Total		3-Pointers		Free throws		Rebounds				PF	A	TO	BLK	STL	PTS	AVG
				FG-FGA	PCT	3FG-3FGA	PCT	FT-FTA	PCT	OFF	DEF	TOT	AVG							
Central Ark.	11/11/2022		01:11	0-0	.000	0-0	.000	0-0	.000	0	0	0	0.0	0	0	0	0	0	0	0.0
at Little Rock	11/20/2022		04:56	0-0	.000	0-0	.000	0-0	.000	0	0	0	0.0	0	0	0	0	0	0	0.0
vs Kansas St.	11/26/2022		00:47	0-0	.000	0-0	.000	0-0	.000	0	0	0	0.0	0	0	0	0	0	0	0.0
Troy	12/01/2022		02:13	0-0	.000	0-0	.000	0-0	.000	0	0	0	0.0	0	0	0	0	0	0	0.0
Oral Roberts	12/04/2022		02:06	0-0	.000	0-0	.000	0-0	.000	0	0	0	0.0	0	0	0	0	0	0	0.0
Florida	01/05/2023		01:38	0-0	.000	0-0	.000	0-0	.000	0	0	0	0.0	0	0	0	0	0	0	0.0
Totals		0	12:51	0-0	.000	0-0	.000	0-0	.000	0	0	0	0.0	0	0	0	0	0	0	0.0

Player Averages

Games Played	Minutes/ game	Points/ game	FG Pct	3FG Pct	FT Pct	Rebounds/ game	Assists/ game	Turnovers/ game	Assist/Turnover ratio	Steals/ game	Blocks/ game
6	2.1	0.0	0.0	0.0	0.0	0.0	0.0	0.0	0.0	0.0	0.0

CAREER STATISTICS

				Field Goals		3-Point		F-Throws		Rebounds									Scoring	
SEASON	TEAM	GP-GS	MIN/AVG	FG-FGA	FG%	3FG-3FGA	3FG%	FT-FTA	FT%	OFF	DEF	TOT	AVG	PF-FO	A	TO	BLK	STL	PTS	AVG
2022-23	Ark	6-0	13/2.1	0-0	.000	0-0	.000	0-0	.000	0	0	0	0.0	0-0	0	0	0	0	0	0.0
TOTAL		6-0	13/2.1	0-0	.000	0-0	.000	0-0	.000	0	0	0	0.0	0-0	0	0	0	0	0	0.0



22 Avery Hughes | Sr. | 5-7 | G | Bentonville, Ark. (Bentonville HS)

HUGHES BENCHMARK STATS

2022-23 SEASON HIGHS	Points	4	vs. Troy	12-1-22
	FG Made	1	vs. Troy	12-1-22
	FG Att.	2	vs. Kent State	11-17-22
	3FG Made	N/A		
	3FG Att.	N/A		
	FT Made	2	vs. Florida	1-5-22*
	FT Att.	4	vs. Florida	1-5-22
	Off. Reb.	N/A		
	Def. Reb.	N/A		
	Rebounds	N/A		
	Assists	1	vs. Kent State	11-17-22
	Blocks	N/A		
	Steals	N/A		
	Minutes	5	at Little Rock	11-20-22

CAREER HIGHS	Points	6	vs. UAPB	12-21-20*
	FG Made	2	vs. UAPB	12-21-20*
	FG Att.	4	vs. Tulsa	12-11-19
	3FG Made	2	vs. UAPB	12-21-20*
	3FG Att.	3	vs. Tulsa	12-11-19
	FT Made	2	vs. Troy	12-1-22*
	FT Att.	2	vs. Oral Roberts	12-4-22*
	Off. Reb.	N/A		
	Def. Reb.	1	vs. Kentucky	2-20-22*
	Rebounds	1	vs. Kentucky	2-20-22*
SEC HIGHS	Assists	2	vs. UAPB	12-21-20*
	Blocks	N/A		
	Steals	1	vs. ULM	12-3-20*
	Minutes	10	vs. UAPB	12-21-20*
	Points	3	vs. Alabama	2-28-21
	FG Made	1	at Ole Miss	2-16-20
	FG Att.	1	vs. LSU	1-27-22*
NOTABLES	3FG Made	N/A		
	3FG Att.	1	vs. LSU	1-27-22*
	FT Made	3	vs. Alabama	2-28-21
	FT Att.	3	vs. Alabama	2-28-21
	Off. Reb.	N/A		
	Def. Reb.	1	vs. Kentucky	2-20-22
	Rebounds	1	vs. Kentucky	2-20-22
	Assists	N/A		
	Blocks	N/A		
	Steals	N/A		
	Minutes	4	at Vanderbilt	1-19-20

Stat	19-20	20-21	21-22	22-23	Career
Double Figure Pts	-	-	-	-	-
Double Figure Rebs	-	-	-	-	-
Double-Doubles	-	-	-	-	-
5+ Assists	-	-	-	-	-
5+ Blocks	-	-	-	-	-
5+ Steals	-	-	-	-	-
Led Team in Pts	-	-	-	-	-
Led Team in Reb	-	-	-	-	-
20+ Points	-	-	-	-	-
30+ Points	-	-	-	-	-

* Most Recent

GAME NOTES

- Coming off two points against Florida, gathering her points at the free throw line
- Has nine points in eight game appearances this year
- Former walk-on who earned a scholarship prior to the 2021-22 season
- Appeared in 14 games last season
- Dropped a career-best six points on UAPB, hitting two threes in 2020-21
- Finished her career as Bentonville's second leading scorer and set single game records for points (34) and free throws (20-for-22)
- Honors include All-Arkansas Second-Team, All-Northwest Arkansas First-Team, Gatorade Player of the Week, two KURM Dream Team selections and team captain honors as a senior

WHO IS AVERY HUGHES?

- Nursing major
- Her proudest accomplishment is earning a scholarship as a walk-on
- Mother played basketball at Arkansas State
- Ran track and was a two-time state champion
- Calls the Arkansas faithful the best fans in the world
- Loves playing for Coach Neighbors because he lets the team make decisions for themselves, which helps her grow into the person she wants to be

#22 HUGHES, Avery

Opponent	Date	GS	MIN	Total		3-Pointers		Free throws		Rebounds				PF	A	TO	BLK	STL	PTS	AVG
				FG-FGA	PCT	3FG-3FGA	PCT	FT-FTA	PCT	OFF	DEF	TOT	AVG							
Kent St.	11/17/2022		03:17	0-2	.000	0-0	.000	0-0	.000	0	0	0	0.0	0	1	1	0	0	0	0.0
at Little Rock	11/20/2022		05:04	0-1	.000	0-0	.000	2-2	1.000	0	0	0	0.0	2	0	0	0	0	2	1.0
vs Kansas St.	11/26/2022		00:47	0-0	.000	0-0	.000	0-0	.000	0	0	0	0.0	1	0	0	0	0	0	0.7
Troy	12/01/2022		03:22	1-1	1.000	0-0	.000	2-2	1.000	0	0	0	0.0	0	0	0	0	0	4	1.5
Oral Roberts	12/04/2022		03:52	0-0	.000	0-0	.000	1-2	.500	0	0	0	0.0	0	1	0	0	1	1.4	
LSU	12/29/2022		02:31	0-0	.000	0-0	.000	0-0	.000	0	0	0	0.0	0	0	0	0	0	0	1.2
at Kentucky	01/01/2023		00:40	0-0	.000	0-0	.000	0-0	.000	0	0	0	0.0	0	0	1	0	0	0	1.0
Florida	01/05/2023		02:43	0-0	.000	0-0	.000	2-4	.500	0	0	0	0.0	0	0	0	0	2	1.1	
Totals		0	22:16	1-4	.250	0-0	.000	7-10	.700	0	0	0	0.0	3	1	3	0	0	9	1.1

Player Averages

Games Played	Minutes/game	Points/game	FG Pct	3FG Pct	FT Pct	Rebounds/game	Assists/game	Turnovers/game	Assist/Turnover ratio	Steals/game	Blocks/game
8	2.8	1.1	25.0	0.0	70.0	0.0	0.1	0.4	0.3	0.0	0.0

CAREER STATISTICS

				Field Goals		3-Point		F-Throws		Rebounds										Scoring	
SEASON	TEAM	GP-GS	MIN/AVG	FG-FGA	FG%	3FG-3FGA	3FG%	FT-FTA	FT%	OFF	DEF	TOT	AVG	PF-FO	A	TO	BLK	STL	PTS	AVG	
2019-20	Ark	14-0	50/3.6	8-16	.500	3-9	.333	1-1	1.000	0	0	0	0.0	8-0	2	8	0	0	20	1.4	
2020-21	Ark	7-0	45/6.4	3-7	.429	3-6	.500	3-3	1.000	0	2	2	0.3	2-0	5	3	0	2	12	1.7	
2021-22	Ark	14-0	38/2.7	0-4	.000	0-2	.000	1-2	.500	0	2	2	0.1	3-0	2	2	0	1	1	0.1	
2022-23	Ark	8-0	22/2.8	1-4	.250	0-0	.000	7-10	.700	0	0	0	0.0	3-0	1	3	0	0	9	1.1	
TOTAL		43-0	155/3.6	12-31	.387	6-17	.353	12-16	.750	0	4	4	0.1	16-0	10	16	0	3	42	1.0	



24 Jersey Wolfenbarger | So. | 6-5 | G/F | Fort Smith, Ark. (Northside HS)

WOLFENBARGER BENCHMARK STATS

2022-23 SEASON HIGHS

Points	15	vs. A-State	12-11-22
FG Made	4	vs. A-State	12-11-22*
FG Att.	9	vs. Lamar	12-8-22
3FG Made	3	vs. Troy	12-1-22
3FG Att.	5	vs. Troy	12-1-22
FT Made	5	vs. A-State	12-11-22*
FT Att.	6	vs. A-State	12-11-22
Off. Reb.	4	at UAPB	11-7-22
Def. Reb.	9	vs. Oral Roberts	12-4-22
Rebounds	12	vs. Oral Roberts	12-4-22
Assists	1	vs. Florida	1-5-23*
Blocks	4	vs. Oral Roberts	12-4-22
Steals	2	vs. Lamar	12-8-22
Minutes	36	vs. A-State	12-11-22

CAREER HIGHS

Points	16	vs. UCA	12-18-21*
FG Made	7	vs. UCA	12-18-21
FG Att.	14	vs. #25 Georgia	2-24-22
3FG Made	3	vs. Troy	12-1-22*
3FG Att.	11	at #7 Tennessee	1-31-22
FT Made	5	vs. A-State	12-11-22*
FT Att.	6	at A-State	12-11-22*
Off. Reb.	4	at UAPB	11-7-22*
Def. Reb.	9	vs. Oral Roberts	12-4-22
Rebounds	12	vs. Oral Roberts	12-4-22
Assists	4	vs. #12 LSU	1-27-22
Blocks	4	vs. Oral Roberts	12-4-22
Steals	3	vs. Missouri	3-3-22*
Minutes	36	vs. A-State	12-11-21

SEC HIGHS

Points	13	at Miss. State	2-27-22
FG Made	6	at Miss. State	2-27-22*
FG Att.	14	vs. #25 Georgia	2-24-22
3FG Made	3	at #7 Tennessee	1-31-22*
3FG Att.	11	at #7 Tennessee	1-31-22
FT Made	3	vs. Missouri	3-3-22*
FT Att.	6	at Florida	2-17-22
Off. Reb.	3	vs. 9/9 LSU	12-29-22*
Def. Reb.	8	at Missouri	2-13-22
Rebounds	11	at Missouri	2-13-22
Assists	4	vs. #12 LSU	1-27-22
Blocks	3	vs. #1 SC	3-4-22
Steals	3	vs. Missouri	3-3-22*
Minutes	30	at Missouri	2-13-22

NOTABLES

Stat	21-22	22-23	Career
Double Figure Pts	12	2	14
Double Figure Rebs	2	1	3
Double-Doubles	2	-	2
5+ Assists	-	-	-
5+ Blocks	-	-	-
5+ Steals	-	-	-
Led Team in Pts	-	-	-
Led Team in Reb	4	1	5
20+ Points	-	-	-
30+ Points	-	-	-

* Most Recent

GAME NOTES

- Recorded eight points and seven rebounds off the bench against Florida
- Playing back at her normal position this season after playing post all year as a freshman
- Started in three games and averaged 9.3 points, 8.0 rebounds and 2.7 blocks per game through that stretch
- Tabbled to the SEC All-Freshman team
- Registered back-to-back double-doubles (at Missouri, 12p-11r and at Texas A&M, 12p-10r)
- Averaged 7.5 points, 4.3 rebounds, 1.1 assists and 0.9 blocks per game in her first season
- No. 7 overall recruit and No. 1 wing player in the ESPN HoopGurlz 2021 recruiting rankings at the time of her signing and a consensus five-star player out of Northside High School
- Arkansas' first McDonald's All-American signee since 2016
- One of five finalists for the Jersey Mike's Naismith High School Player of the Year Award
- Arkansas' Gatorade Player of the year in 2020 and 2021

WHO IS JERSEY WOLFENBARGER?

- Started playing when she was 5 at a local rec team in Missouri and her parents coached her
- Grew 13 inches from the time she was offered by Mike Neighbors to when she stepped foot on campus
- Most proud accomplishments in basketball are playing for Team USA at the Fiba World Championship and being a Razorback
- Her favorite thing about last season was Coach Todd saying his favorite thing about freshmen is they become sophomores
- Chose Arkansas because of the genuine coaching staff and to play for one of the best fanbases in the SEC
- Loves all thing natural like hiking, swimming and anything outdoors

#24 WOLFENBARGER, Jersey

Opponent	Date	GS	MIN	Total		3-Pointers		Free throws		Rebounds				PF	A	TO	BLK	STL	PTS	AVG
				FG-FGA	PCT	3FG-3FGA	PCT	FT-FTA	PCT	OFF	DEF	TOT	AVG							
at Ark.-Pine Bluff	11/07/2022		20:37	2-7	.286	0-0	.000	3-4	.750	4	3	7	7.0	1	0	2	0	1	7	7.0
Central Ark.	11/11/2022		20:20	2-6	.333	1-3	.333	0-1	.000	0	1	1	4.0	2	0	0	0	0	5	6.0
Tulsa	11/14/2022		10:31	1-3	.333	0-2	.000	0-0	.000	0	0	0	2.7	2	0	0	0	0	2	4.7
Kent St.	11/17/2022		18:13	2-6	.333	0-2	.000	0-0	.000	1	5	6	3.5	1	0	0	0	1	4	4.5
at Little Rock	11/20/2022		17:05	2-6	.333	1-2	.500	1-2	.500	1	4	5	3.8	1	1	0	0	0	6	4.8
vs Northern Ariz.	11/24/2022		10:44	1-4	.250	0-2	.000	0-1	.000	1	3	4	3.8	1	0	0	0	0	2	4.3
vs Clemson	11/25/2022		10:51	0-2	.000	0-2	.000	1-2	.500	1	3	4	3.9	1	1	2	0	0	1	3.9
vs Kansas St.	11/26/2022		10:33	0-2	.000	0-1	.000	1-2	.500	0	2	2	3.6	2	0	0	0	0	1	3.5
Troy	12/01/2022		20:46	4-7	.571	3-5	.600	0-2	.000	2	1	3	3.6	1	0	0	2	1	11	4.3
Oral Roberts	12/04/2022	*	32:30	2-5	.400	0-2	.000	5-5	1.000	3	9	12	4.4	1	1	2	4	0	9	4.8
Lamar University	12/08/2022	*	32:20	2-9	.222	0-3	.000	0-0	.000	3	3	6	4.5	1	0	1	3	2	4	4.7
Arkansas St.	12/11/2022	*	35:49	4-8	.500	2-3	.667	5-6	.833	2	4	6	4.7	2	0	1	1	0	15	5.6
at Creighton	12/17/2022		14:51	0-1	.000	0-1	.000	0-0	.000	1	2	3	4.5	1	0	0	0	0	0	5.2
LSU	12/29/2022		24:09	0-4	.000	0-1	.000	1-2	.500	3	3	6	4.6	1	0	2	2	1	1	4.9
at Kentucky	01/01/2023		14:55	2-5	.400	0-0	.000	0-0	.000	0	3	3	4.5	2	0	2	0	0	4	4.8
Florida	01/05/2023		17:47	3-5	.600	0-1	.000	2-2	1.000	1	6	7	4.7	3	1	1	1	1	8	5.0
Totals		3	312:00	27-80	.338	7-30	.233	19-29	.655	23	52	75	4.7	23	4	13	13	7	80	5.0

Player Averages

Games Played	Minutes/game	Points/game	FG Pct	3FG Pct	FT Pct	Rebounds/game	Assists/game	Turnovers/game	Assist/Turnover ratio	Steals/game	Blocks/game
16	19.5	5.0	.33.8	23.3	65.5	4.7	0.3	0.8	0.3	0.4	0.8

CAREER STATISTICS

				Field Goals		3-Point		F-Throws		Rebounds									Scoring	
SEASON	TEAM	GP-GS	MIN/AVG	FG-FGA	FG%	3FG-3FGA	3FG%	FT-FTA	FT%	OFF	DEF	TOT	AVG	PF-FO	A	TO	BLK	STL	PTS	AVG
2021-22	Ark	30-23	666/22.2	87-215	.405	17-70	.243	34-71	.479	37	93	130	4.3	76-2	32	37	27	21	225	7.5
2022-23	Ark	16-3	312/19.5	27-80	.338	7-30	.233	19-29	.655	23	52	75	4.7	23-0	4	13	13	7	80	5.0
TOTAL		46-26	978/21.3	114-295	.386	24-100	.240	53-100	.530	60	145	205	4.5	99-2	36	50	40	28	305	6.6



30 Maryam Dauda | R-Fr. | 6-4 | F | Bentonville, Ark. (Bentonville HS)

DAUDA BENCHMARK STATS

Points	11	vs. A-State	12-11-22
FG Made	5	vs. Oral Roberts	12-4-22
FG Att.	11	vs. Oral Roberts	12-4-22
3FG Made	1	vs. 9/9 LSU	12-29-22*
3FG Att.	3	vs. Oral Roberts	12-4-22
FT Made	3	vs. A-State	12-11-22
FT Att.	4	vs. A-State	12-11-22*
Off. Reb.	6	vs. A-State	12-11-22
Def. Reb.	7	vs. Troy	12-1-22
Rebounds	8	vs. A-State	12-11-22*
Assists	3	vs. Florida	1-5-23
Blocks	2	at Kentucky	1-1-23*
Steals	2	vs. Lamar	12-8-22
Minutes	22	vs. A-State	12-11-22*

Points	11	vs. A-State	12-11-22
FG Made	5	vs. Oral Roberts	12-4-22
FG Att.	11	vs. Oral Roberts	12-4-22
3FG Made	1	vs. 9/9 LSU	12-29-22*
3FG Att.	3	vs. Oral Roberts	12-4-22
FT Made	3	vs. A-State	12-11-22
FT Att.	4	vs. A-State	12-11-22*
Off. Reb.	6	vs. A-State	12-11-22
Def. Reb.	7	vs. Troy	12-1-22
Rebounds	8	vs. A-State	12-11-22*
Assists	3	vs. Florida	1-5-23
Blocks	2	at Kentucky	1-1-23*
Steals	2	vs. Lamar	12-8-22
Minutes	22	vs. A-State	12-11-22*

Points	3	vs. 9/9 LSU	12-29-22
FG Made	2	at Kentucky	1-1-23*
FG Att.	6	vs. 9/9 LSU	12-29-22
3FG Made	1	vs. 9/9 LSU	12-29-22
3FG Att.	2	vs. 9/9 LSU	12-29-22
FT Made	N/A		
FT Att.	N/A		
Off. Reb.	1	at Kentucky	1-1-23*
Def. Reb.	2	at Kentucky	1-1-23
Rebounds	3	at Kentucky	1-1-23
Assists	3	vs. Florida	1-5-23
Blocks	2	at Kentucky	1-1-23
Steals	1	vs. 9/9 LSU	12-29-22
Minutes	16	vs. 9/9 LSU	12-29-22

Stat	21-22	22-23	Career
Double Figure Pts	-	3	3
Double Figure Rebs	-	-	-
Double-Doubles	-	-	-
5+ Assists	-	-	-
5+ Blocks	-	-	-
5+ Steals	-	-	-
Led Team in Pts	-	-	-
Led Team in Reb	-	-	-
20+ Points	-	-	-
30+ Points	-	-	-

GAME NOTES

- Recorded a career-high three assists against Florida
- Has scored in all but two games this season
- Logged a career-high 11 points and eight rebounds off the bench against Arkansas State for her third double-digit scoring game
- Sat out during the 2021-22 season, recovering from ACL injury
- The 13th ranked player and top ranked post player in the ESPN HoopGurlz 2021 recruiting rankings at the time of her signing
- Consensus five star recruit out of Bentonville High School
- McDonald's All-American in 2021
- Naismith High School Player of the Year Semifinalist following her senior season

WHO IS MARYAM DAUDA?

- Majoring in international business
- Born in Nigeria and moved to the U.S. when she was 12
- Father played professional basketball in Belgium
- Favorite pair of shoes: Air Jordan 11 'Cool Grey'
- Favorite TV show: Gilmore Girls

#30 DAUDA, Maryam

Opponent	Date	GS	MIN	Total		3-Pointers		Free throws		Rebounds				PF	A	TO	BLK	STL	PTS	AVG
				FG-FGA	PCT	3FG-3FGA	PCT	FT-FTA	PCT	OFF	DEF	TOT	AVG							
at Ark.-Pine Bluff	11/07/2022		14:30	1-3	.333	0-0	.000	2-4	.500	2	1	3	3.0	4	1	1	1	1	4	4.0
Central Ark.	11/11/2022		17:06	4-6	.667	0-0	.000	2-3	.667	3	2	5	4.0	3	0	2	1	1	10	7.0
Tulsa	11/14/2022		09:28	1-2	.500	1-2	.500	0-0	.000	2	1	3	3.7	1	0	2	0	0	3	5.7
Kent St.	11/17/2022		18:58	2-5	.400	0-0	.000	2-4	.500	2	3	5	4.0	3	1	2	0	0	6	5.8
at Little Rock	11/20/2022		14:55	3-5	.600	1-1	1.000	0-0	.000	1	3	4	4.0	4	2	2	1	1	7	6.0
vs Northern Ariz.	11/24/2022		16:23	2-3	.667	0-1	.000	1-2	.500	2	2	4	4.0	1	1	2	3	0	5	5.8
vs Clemson	11/25/2022		14:27	0-2	.000	0-0	.000	0-0	.000	2	1	3	3.9	0	0	0	0	0	0	5.0
vs Kansas St.	11/26/2022		11:16	1-2	.500	1-1	1.000	2-2	1.000	2	2	4	3.9	2	0	2	0	0	5	5.0
Troy	12/01/2022		20:50	0-6	.000	0-1	.000	0-0	.000	0	7	7	4.2	4	0	1	0	0	0	4.4
Oral Roberts	12/04/2022		22:08	5-11	.455	0-3	.000	0-0	.000	3	5	8	4.6	3	1	0	2	0	10	5.0
Lamar University	12/08/2022		06:09	1-1	1.000	0-0	.000	0-0	.000	0	0	0	4.2	1	0	2	0	2	2	4.7
Arkansas St.	12/11/2022		21:35	4-10	.400	0-0	.000	3-4	.750	6	2	8	4.5	1	1	2	0	1	11	5.3
at Creighton	12/17/2022		10:25	1-2	.500	1-2	.500	1-2	.500	0	1	1	4.2	1	1	3	0	0	4	5.2
vs Oregon	12/20/2022		11:49	3-7	.429	0-0	.000	0-0	.000	1	0	1	4.0	3	1	0	2	0	6	5.2
vs South Fla.	12/21/2022		05:33	1-1	1.000	0-0	.000	0-0	.000	0	0	0	3.7	4	1	3	2	0	2	5.0
LSU	12/29/2022		16:22	1-6	.167	1-2	.500	0-0	.000	1	1	2	3.6	2	0	1	0	1	3	4.9
at Kentucky	01/01/2023		10:43	1-1	1.000	0-0	.000	0-0	.000	1	2	3	3.6	1	1	0	2	0	2	4.7
Florida	01/05/2023		15:20	0-3	.000	0-1	.000	0-0	.000	0	1	1	3.4	2	3	0	0	0	0	4.4
Totals		0	257:58	31-76	.408	5-14	.357	13-21	.619	28	34	62	3.4	40	14	25	14	7	80	4.4

Player Averages

Games Played	Minutes/ game	Points/ game	FG Pct	3FG Pct	FT Pct	Rebounds/ game	Assists/ game	Turnovers/ game	Assist/Turnover ratio	Steals/ game	Blocks/ game
18	14.3	4.4	40.8	35.7	61.9	3.4	0.8	1.4	0.6	0.4	0.8

CAREER STATISTICS

				Field Goals		3-Point		F-Throws		Rebounds				Scoring						
SEASON	TEAM	GP-GS	MIN/AVG	FG-FGA	FG%	3FG-3FGA	3FG%	FT-FTA	FT%	OFF	DEF	TOT	AVG	PF-FO	A	TO	BLK	STL	PTS	AVG
2022-23	Ark	18-0	258/14.3	31-76	.408	5-14	.357	13-21	.619	28	34	62	3.4	40-0	14	25	14	7	80	4.4
TOTAL		18-0	258/14.3	31-76	.408	5-14	.357	13-21	.619	28	34	62	3.4	40-0	14	25	14	7	80	4.4



34 Chrissy Carr | R-Sr. | 6-1 | G | Eden Prairie, Minn. (Manhattan [Kan.]) | Syracuse

CARR BENCHMARK STATS

Points	22	at Little Rock	11-20-22
FG Made	7	vs. #25 K-State	11-26-22*
FG Att.	17	vs. Oral Roberts	12-4-22
3FG Made	5	vs. #25 K-State	11-26-22
3FG Att.	12	vs. Oral Roberts	12-4-22
FT Made	6	vs. Lamar	12-8-22
FT Att.	8	vs. Lamar	12-8-22
Off. Reb.	3	vs. NAU	11-24-22
Def. Reb.	8	vs. UCA	11-11-22
Rebounds	8	vs. UCA	11-11-22
Assists	3	vs. #16 Oregon	12-20-22
Blocks	1	vs. Tulsa	11-14-22
Steals	2	vs. 9/9 LSU	12-29-22
Minutes	36	vs. USF	12-21-22*

Points	31	vs. TCU^	3-1-21
FG Made	9	at Kansas^	1-23-21
FG Att.	20	at West Virginia^	3-3-21*
3FG Made	5	vs. Clemson	11-25-22*
3FG Att.	13	at TCU^	2-2-20
FT Made	11	vs. TCU^	3-1-21
FT Att.	12	vs. TCU^	3-1-21
Off. Reb.	4	at Kansas^	1-23-21
Def. Reb.	10	vs. Texas Tech^	2-24-21
Rebounds	15	vs. Morgan St. #	11-17-21
Assists	5	vs. Iowa State^	1-28-21
Blocks	3	vs. Louisville#	2-6-22*
Steals	4	vs. Morgan St. #	11-17-21*
Minutes	43	vs. UTRGV^	12-28-19
^ at Kansas State		# at Syracuse	

Points	16	vs. Florida	1-5-23
FG Made	6	vs. Florida	1-5-23
FG Att.	15	vs. Florida	1-5-23
3FG Made	2	vs. Florida	1-5-23*
3FG Att.	8	at Kentucky	1-1-23
FT Made	2	vs. Florida	1-5-23
FT Att.	2	vs. Florida	1-5-23
Off. Reb.	1	vs. Florida	1-5-23*
Def. Reb.	4	at Kentucky	1-1-23
Rebounds	4	at Kentucky	1-1-23*
Assists	1	vs. Florida	1-5-23*
Blocks	N/A		
Steals	2	vs. 9/9 LSU	12-29-22
Minutes	31	vs. Florida	1-5-23

Stat	18-19	19-20	20-21	21-22	22-23	Career
Double Figure Pts	13	13	20	18	11	75
Double Figure Rebs	-	-	2	1	-	3
Double-Doubles	-	-	2	1	-	3
5+ Assists	-	-	3	-	-	3
5+ Blocks	-	-	-	-	-	-
5+ Steals	-	-	-	-	-	-
Led Team in Pts	3	5	9	9	4	30
Led Team in Reb	2	-	6	4	1	13
20+ Points	4	4	5	-	1	14
30+ Points	-	-	1	-	-	1

* Most Recent

GAME NOTES

- Recorded 16 points off six field goals against Florida
- Leads team with 37 3-pointers with her 2.1 triples per game ranked ninth in the SEC, while her 235 3-point attempts is No. 5 in the country
- Among active NCAA players, sits No. 17 in career 3-pointers (263) and 54 in scoring (1,513)
- Tabbed to Paradise Jam Reef All-Tournament Team, averaging 14.7 points and 5.0 rebounds per game
- Named No. 24 best transfer, according to ESPN
- Across five seasons, has started in 130 of 132 career games
- Was third on the team in scoring at Syracuse (11.7 PPG)
- Her best season came in her junior year at Kansas State, averaging 15.2 points, 4.9 rebounds and 1.8 assists per game
- Career-high of 31 points against TCU (3-1-21) marked one of 14 games she has launched 20+ points

WHO IS CHRISSY CARR?

- Wears #34 because it's #43 flipped and it was her dad's (Chris Carr) number in the NBA
- Comes from a basketball family, as her father, Chris, played six seasons in the NBA and lost to Kobe Bryant in the 1997 dunk contest, and her brother, Cameron, just signed to play basketball at Tennessee
- If she feels like she isn't playing well, she'll change her hair at halftime
- Chose Arkansas for family atmosphere and coaches and loved Fayetteville
- Favorite pair of shoes: Nike Dunks
- Favorite TV show: How to Get Away with Murder

#34 CARR, Chrissy

Opponent	Date	GS	MIN	FG-FGA	PCT	3FG-3FGA	PCT	FT-FTA	PCT	OFF	DEF	TOT	AVG	PF	A	TO	BLK	STL	PTS	AVG
at Ark.-Pine Bluff	11/07/2022	*	19:49	3-8	.375	2-5	.400	2-2	1.000	2	1	3	3.0	0	0	0	0	0	10	10.0
Central Ark.	11/11/2022	*	25:25	2-8	.250	2-6	.333	2-2	1.000	0	8	8	5.5	1	0	3	0	1	8	9.0
Tulsa	11/14/2022	*	22:32	1-9	.111	1-8	.125	0-0	.000	2	4	6	5.7	0	0	2	1	0	3	7.0
Kent St.	11/17/2022	*	25:55	4-7	.571	2-4	.500	2-2	1.000	0	4	4	5.3	2	1	0	0	0	12	8.3
at Little Rock	11/20/2022	*	23:57	7-10	.700	4-6	.667	4-4	1.000	1	1	2	4.6	2	0	2	0	0	22	11.0
vs Northern Ariz.	11/24/2022	*	25:46	2-8	.250	0-4	.000	3-4	.750	3	4	7	5.0	3	0	2	0	0	7	10.3
vs Clemson	11/25/2022	*	30:43	6-13	.462	5-10	.500	2-2	1.000	1	3	4	4.9	3	1	1	0	1	19	11.6
vs Kansas St.	11/26/2022	*	29:54	7-12	.583	3-8	.375	1-2	.500	0	4	4	4.8	0	0	0	0	0	18	12.4
Troy	12/01/2022	*	25:43	5-14	.357	2-9	.222	2-2	1.000	1	2	3	4.6	2	0	0	0	1	14	12.6
Oral Roberts	12/04/2022	*	35:04	6-17	.353	3-12	.250	0-0	.000	1	4	5	4.6	2	1	2	0	0	15	12.8
Lamar University	12/08/2022	*	35:42	4-9	.444	4-9	.444	6-8	.750	1	1	2	4.4	2	0	1	0	0	18	13.3
Arkansas St.	12/11/2022	*	28:20	3-14	.214	2-10	.200	2-2	1.000	0	6	6	4.5	2	0	0	0	1	10	13.0
at Creighton	12/17/2022	*	15:20	0-3	.000	0-3	.000	4-4	1.000	0	2	2	4.3	2	0	0	0	1	4	12.3
vs Oregon	12/20/2022	*	28:27	1-5	.200	1-5	.200	0-0	.000	0	1	1	4.1	0	3	1	0	1	3	11.6
vs South Fla.	12/21/2022	*	36:32	3-9	.333	2-5	.400	2-2	1.000	1	2	3	4.0	1	0	0	0	1	10	11.5
LSU	12/29/2022	*	29:00	3-10	.300	0-6	.000	0-0	.000	1	3	4	4.0	3	1	2	0	2	6	11.2
at Kentucky	01/01/2023	*	24:55	3-10	.300	2-8	.250	0-0	.000	0	4	4	4.0	2	1	3	0	1	8	11.0
Florida	01/05/2023	*	31:18	6-15	.400	2-7	.286	2-2	1.000	1	0	1	3.8	2	1	1	0	0	16	11.3
Totals			18 494:21	66-181	.365	37-125	.296	34-38	.895	15	54	69	3.8	29	9	20	1	10	203	11.3

Player Averages

Games Played	Minutes/game	Points/game	FG Pct	3FG Pct	FT Pct	Rebounds/game	Assists/game	Turnovers/game	Assist/Turnover ratio	Steals/game	Blocks/game
18	27.5	11.3	36.5	29.6	89.5	3.8	0.5	1.1	0.5	0.6	0.1

CAREER STATISTICS

SEASON	TEAM	GP-GS	MIN/AVG	FG-FGA	FG%	3FG-3FGA	3FG%	FT-FTA	FT%	OFF	DEF	TOT	AVG	PF-FO	A	TO	BLK	STL	PTS	AVG
2018-19	KState	33-31	967/29.3	109-339	.322	56-194	.289	51-71	.718	22	69	91	2.8	81-1	24	68	14	30	325	9.8
2019-20	KState	29-29	796/27.5	94-316	.297	55-195	.282	40-56	.714	12	69	81	2.8	57-0	50	66	9	16	283	9.8
2020-21	KState	24-24	776/32.3	127-327	.388	55-157	.350	55-71	.775	18	100	118	4.9	50-0	43	71	9	12	364	15.2
2021-22	SU	29-29	877/30.2	117-322	.363	60-175	.343	44-48	.917	27	107	134	4.6	80-1	39	58	18	30	338	11.7
2022-23	Ark	18-18	494/27.5	66-181	.365	37-125	.296	34-38	.895	15	54	69	3.8	29-0	9	20	1	10	203	11.3
TOTAL FOR Ark		18-18	494/27.5	66-181	.365	37-125	.296	34-38	.895	15	54	69	3.8	29-0	9	20	1	10	203	11.3
TOTAL		133-131	3910/29.4	513-1485	.345	263-846	.311	224-284	.789	94	399	493	3.7	297-2	165	283	51	98	1513	11.4



43 Makayla Daniels | Sr. | 5-8 | G | Frederick, Md. (Frederick HS)

DANIELS BENCHMARK STATS

2022-23 SEASON HIGHS

Points	21	vs. Clemson	11-25-22
FG Made	6	vs. USF	12-21-22*
FG Att.	19	vs. Tulsa	11-14-22
3FG Made	4	vs. USF	12-21-22*
3FG Att.	11	vs. USF	12-21-22
FT Made	8	vs. NAU	11-24-22
FT Att.	10	vs. Clemson	11-25-22
Off. Reb.	4	vs. Tulsa	11-14-22
Def. Reb.	6	vs. 9/9 LSU	12-29-22*
Rebounds	9	vs. Tulsa	11-14-22
Assists	5	vs. Kent State	11-17-22
Blocks	1	vs. Kent State	11-17-22
Steals	4	vs. Kent State	11-17-22*
Minutes	41	vs. USF	12-21-22

CAREER HIGHS

Points	34	vs. Creighton	12-21-21
FG Made	11	vs. Creighton	12-21-21*
FG Att.	19	vs. Tulsa	11-14-22
3FG Made	6	vs. Oral Roberts	11-14-19
3FG Att.	11	vs. USF	12-21-22
FT Made	8	vs. Belmont	11-20-19
FT Att.	10	vs. Clemson	11-25-22*
Off. Reb.	5	at Vanderbilt	1-6-22
Def. Reb.	11	vs. Missouri	3-3-22
Rebounds	14	vs. Missouri	3-3-22
Assists	7	at SMU	12-9-20
Blocks	1	vs. Kent State	11-17-22*
Steals	6	vs. UCA	12-18-21
Minutes	43	vs. Missouri	3-3-22

SEC HIGHS

Points	21	vs. Georgia	2-24-22
FG Made	8	vs. Florida	1-26-20
FG Att.	17	vs. Missouri	3-3-22
3FG Made	3	vs. Florida	1-5-23*
3FG Att.	10	vs. Florida	1-5-23
FT Made	7	vs. Florida	1-5-23*
FT Att.	8	vs. Florida	1-5-23*
Off. Reb.	5	at Vanderbilt	1-6-22
Def. Reb.	11	vs. Missouri	3-3-22
Rebounds	14	vs. Missouri	3-3-22
Assists	5	vs. Auburn	3-5-20*
Blocks	1	at Auburn	2-25-21*
Steals	4	vs. Texas A&M	1-10-21*
Minutes	43	vs. Missouri	3-3-22

NOTABLES

Stat	19-20	20-21	21-22	22-23	Career
Double Figure Pts	10	18	17	13	57
Double Figure Rebs	-	-	1	-	1
Double-Doubles	-	-	1	-	1
5 + Assists	3	2	6	1	12
5 + Blocks	-	-	-	-	-
5 + Steals	1	-	1	-	2
Led Team in Pts	3	1	8	2	14
Led Team in Reb	-	1	7	1	9
20 + Points	2	1	5	2	10
30+ Points	-	-	2	-	2

* Most Recent

GAME NOTES

- Has been playing great in her return back from missing three games due to injury
- Logged 16 points off three 3-pointers vs. Florida
- Had 20 points in her 100th career start vs. USF
- Named Paradise Jam Reef Tournament MVP, averaging 17.3 points, 5.7 rebounds, 2.7 assists and 2.0 steals per game across those three contests
- Sits at No. 21 on the all-time scoring list (1,218) and 18 in assists (261)
- No. 5 in 3-point percentage (.384), 6 in 3-pointers made (2.2) and 8 in FT percentage (.775) in SEC
- Earned a spot on the SEC Preseason Second Team
- Leading returning scorer (14.0 PPG) and rebounder (5.3 RPG) from the 2021-22 team
- Became the 31st member of the 1,000-point club last season at the NCAA Tournament vs. Utah
- Registered her first career double-double against Mizzou in the SECT (13 points, 14 rebounds)
- Dropped a career-best 34 points against Creighton, her second 30+ point game of 2021-22

WHO IS MAKAYLA DANIELS?

- Graduated college in three years
- Lived in Japan for seven years, as well as Arizona, North Carolina and Maryland
- Played with Saylor Poffenbarger's brother in AAU for a stint
- Wears #43 because 4+3=7 and 7 is her favorite number
- One of the most interesting things about her is she loves piercings
- Favorite part about playing in Bud Walton Arena: the Hog Call

#43 DANIELS, Makayla

Opponent	Date	GS	MIN	FG-FGA	PCT	3FG-3FGA	PCT	FT-FTA	PCT	OFF	DEF	TOT	AVG	PF	A	TO	BLK	STL	PTS	AVG
at Ark.-Pine Bluff	11/07/2022	*	23:11	0-5	.000	0-0	.000	4-5	.800	1	5	6	6.0	1	1	2	0	1	4	4.0
Central Ark.	11/11/2022	*	24:18	5-8	.625	1-2	.500	3-6	.500	0	2	2	4.0	0	4	0	0	4	14	9.0
Tulsa	11/14/2022	*	36:43	6-19	.316	4-9	.444	3-4	.750	4	5	9	5.7	1	3	2	0	0	19	12.3
Kent St.	11/17/2022	*	24:02	3-6	.500	2-3	.667	1-3	.333	1	1	2	4.8	3	5	2	1	4	9	11.5
at Little Rock	11/20/2022	*	22:29	3-4	.750	3-4	.750	3-4	.750	1	2	3	4.4	2	4	1	0	1	12	11.6
vs Northern Ariz.	11/24/2022	*	30:01	5-10	.500	0-1	.000	8-9	.889	1	5	6	4.7	4	4	4	0	2	18	12.7
vs Clemson	11/25/2022	*	34:19	6-12	.500	2-5	.400	7-10	.700	0	5	5	4.7	4	2	6	0	2	21	13.9
vs Kansas St.	11/26/2022	*	37:39	4-15	.267	2-10	.200	3-3	1.000	0	6	6	4.9	0	2	3	0	2	13	13.8
Troy	12/01/2022	*	25:36	2-6	.333	2-6	.333	4-4	1.000	0	3	3	4.7	4	4	3	0	3	10	13.3
at Creighton	12/17/2022	*	30:00	3-7	.429	2-3	.667	4-6	.667	1	1	2	4.4	4	3	3	0	0	12	13.2
vs Oregon	12/20/2022	*	33:47	6-17	.353	3-8	.375	0-0	.000	1	2	3	4.3	3	1	1	0	1	15	13.4
vs South Fla.	12/21/2022	*	41:28	6-17	.353	4-11	.364	4-5	.800	2	2	4	4.3	2	3	1	0	2	20	13.9
LSU	12/29/2022	*	30:21	3-11	.273	2-7	.286	2-2	1.000	0	6	6	4.4	3	3	2	0	3	10	13.6
at Kentucky	01/01/2023	*	26:22	3-8	.375	3-7	.429	2-2	1.000	1	1	2	4.2	4	4	2	0	0	11	13.4
Florida	01/05/2023	*	30:20	3-10	.300	3-10	.300	7-8	.875	0	1	1	4.0	2	2	1	0	0	16	13.6
Totals			15	450:37	.374	33-86	.384	55-71	.775	13	47	60	4.0	37	45	33	1	25	204	13.6

Player Averages

Games Played	Minutes/game	Points/game	FG Pct	3FG Pct	FT Pct	Rebounds/game	Assists/game	Turnovers/game	Assist/Turnover ratio	Steals/game	Blocks/game
15	30.0	13.6	37.4	38.4	77.5	4.0	3.0	2.2	1.4	1.7	0.1

CAREER STATISTICS

			Field Goals		3-Point		F-Throws		Rebounds								Scoring			
SEASON	TEAM	GP-GS	MIN/AVG	FG-FGA	FG%	3FG-3FGA	3FG%	FT-FTA	FT%	OFF	DEF	TOT	AVG	PF-FO	A	TO	BLK	STL	PTS	AVG
2019-20	Ark	32-32	720/22.5	107-216	.495	25-56	.446	60-77	.779	7	48	55	1.7	67-1	77	44	2	45	299	9.3
2020-21	Ark	28-28	801/28.6	101-256	.395	44-120	.367	78-97	.804	9	74	83	3.0	75-2	61	43	4	41	324	11.6
2021-22	Ark	28-28	845/30.2	126-307	.410	40-136	.294	99-125	.792	51	98	149	5.3	74-1	78	42	4	50	391	14.0
2022-23	Ark	15-15	451/30.0	58-155	.374	33-86	.384	55-71	.775	13	47	60	4.0	37-0	45	33	1	25	204	13.6
TOTAL		103-103	2817/27.3	392-934	.420	142-398	.357	292-370	.789	80	267	347	3.4	253-4	261	162	11	161	1218	11.8



55 Emrie Ellis | So. | 6-3 | F | Vanoss, Okla. | Vanoss HS

ELLIS BENCHMARK STATS			
Points	5	vs. Florida	1-5-23*
FG Made	2	at Little Rock	11-20-22
FG Att.	3	vs. Oral Roberts	12-4-22*
3FG Made	1	vs. Florida	1-5-23*
3FG Att.	1	vs. Florida	1-5-23*
FT Made	2	vs. Florida	1-5-23
FT Att.	2	vs. Florida	1-5-23*
Off. Reb.	1	vs. UCA	11-11-22
Def. Reb.	3	vs. UCA	11-11-22
Rebounds	4	vs. UCA	11-11-22
Assists	N/A		
Blocks	N/A		
Steals	1	at UAPB	11-7-22
Minutes	15	at UAPB	11-7-22

Points	11	vs. Auburn	2-10-22
FG Made	4	vs. Auburn	2-10-22
FG Att.	7	vs. Auburn	2-10-22*
3FG Made	1	vs. Florida	1-5-23*
3FG Att.	3	vs. 1/1 SC	1-17-22*
FT Made	3	vs. Auburn	2-10-22
FT Att.	4	vs. Auburn	2-10-22
Off. Reb.	3	at Missouri	2-13-22
Def. Reb.	5	at Missouri	2-13-22
Rebounds	8	at Missouri	2-13-22
Assists	2	at Vanderbilt	1-6-22*
Blocks	5	vs. UAPB	11-12-21
Steals	1	at UAPB	11-7-22*
Minutes	27	vs. Auburn	2-10-22

Points	11	vs. Auburn	2-10-22
FG Made	4	vs. Auburn	2-10-22
FG Att.	7	vs. Auburn	2-10-22*
3FG Made	1	vs. Florida	1-5-23*
3FG Att.	3	vs. 1/1 SC	1-17-22
FT Made	3	vs. Auburn	2-10-22
FT Att.	4	vs. Auburn	2-10-22
Off. Reb.	3	at Missouri	2-13-22
Def. Reb.	5	at Missouri	2-13-22
Rebounds	8	at Missouri	2-13-22
Assists	2	vs. Vanderbilt	1-6-22*
Blocks	2	vs. Auburn	2-10-22
Steals	1	at Alabama	1-20-22
Minutes	27	vs. Auburn	2-10-22

Stat	21-22	22-23	Career
Double Figure Pts	1	-	1
Double Figure Rebs	-	-	-
Double-Doubles	-	-	-
5 + Assists	-	-	-
5 + Blocks	1	-	1
5 + Steals	-	-	-
Led Team in Pts	-	-	-
Led Team in Reb	-	-	-
20 + Points	-	-	-
30+ Points	-	-	-

* Most Recent

GAME NOTES

- Has played in 14 games this season
- Coming off matching a season-high five points off a perfect shooting day against Florida
- Registered a season-high five points at Little Rock after going 2-of-3 from the field
- Blocked five shots against UAPB, the most by a freshman Hog since 2014
- Played in 27 games off the bench in her debut season
- Best performance came against Auburn, tallying 11 points and five boards in 27 minutes
- VYPE Top 100 in all four of her high school seasons
- Led the state of Oklahoma in rebounds & blocks in 2018

WHO IS EMRIE ELLIS?

- Majoring in recreation and sport management
- Wears #55 because it was her dad's number
- Favorite thing to do in Fayetteville: swim or go to the lake
- Favorite game from last season: the team's win over Auburn
- Would tell people she wanted to be a nurse when she grew up

#55 ELLIS, Emrie

Opponent	Date	GS	MIN	Total		3-Pointers		Free throws		Rebounds				PF	A	TO	BLK	STL	PTS	AVG
				FG-FGA	PCT	3FG-3FGA	PCT	FT-FTA	PCT	OFF	DEF	TOT	AVG							
at Ark.-Pine Bluff	11/07/2022		15:24	0-2	.000	0-0	.000	0-0	.000	0	2	2	2.0	2	0	0	0	1	0	0.0
Central Ark.	11/11/2022		12:53	0-1	.000	0-1	.000	0-0	.000	1	3	4	3.0	0	0	0	0	0	0	0.0
Kent St.	11/17/2022		08:43	0-2	.000	0-1	.000	0-0	.000	0	1	1	2.3	1	0	0	0	0	0	0.0
at Little Rock	11/20/2022		12:49	2-3	.667	1-1	1.000	0-0	.000	0	2	2	2.3	3	0	3	0	0	5	1.3
vs Northern Ariz.	11/24/2022		01:57	0-0	.000	0-0	.000	0-0	.000	0	0	0	1.8	0	0	1	0	0	0	1.0
vs Kansas St.	11/26/2022		02:11	0-0	.000	0-0	.000	0-0	.000	0	0	0	1.5	1	0	1	0	0	0	0.8
Troy	12/01/2022		08:42	0-2	.000	0-1	.000	1-2	.500	0	0	0	1.3	1	0	0	0	0	1	0.9
Oral Roberts	12/04/2022		08:33	1-3	.333	0-0	.000	0-0	.000	0	1	1	1.3	0	0	0	0	0	2	1.0
Lamar University	12/08/2022		02:23	0-0	.000	0-0	.000	0-0	.000	0	0	0	1.1	0	0	0	0	0	0	0.9
vs Oregon	12/20/2022		00:56	0-0	.000	0-0	.000	0-0	.000	0	1	1	1.1	0	0	0	0	0	0	0.8
vs South Fla.	12/21/2022		02:31	0-0	.000	0-0	.000	0-0	.000	0	0	0	1.0	0	0	0	0	0	0	0.7
LSU	12/29/2022		02:31	0-0	.000	0-0	.000	0-0	.000	0	0	0	0.9	0	0	0	0	0	0	0.7
at Kentucky	01/01/2023		02:55	0-0	.000	0-0	.000	0-0	.000	0	1	1	0.9	0	0	0	0	0	0	0.6
Florida	01/05/2023		03:42	1-1	1.000	1-1	1.000	2-2	1.000	0	1	1	0.9	0	0	0	0	0	5	0.9
Totals			0 86:10	4-14	.286	2-5	.400	3-4	.750	1	12	13	0.9	8	0	5	0	1	13	0.9

Player Averages

Games Played	Minutes/game	Points/game	FG Pct	3FG Pct	FT Pct	Rebounds/game	Assists/game	Turnovers/game	Assist/Turnover ratio	Steals/game	Blocks/game
14	6.2	0.9	28.6	40.0	75.0	0.9	0.0	0.4	0.0	0.1	0.0

CAREER STATISTICS

				Field Goals		3-Point		F-Throws		Rebounds				Scoring						
SEASON	TEAM	GP-GS	MIN/AVG	FG-FGA	FG%	3FG-3FGA	3FG%	FT-FTA	FT%	OFF	DEF	TOT	AVG	PF-FO	A	TO	BLK	STL	PTS	AVG
2021-22	Ark	27-0	293/10.9	33-85	.388	3-24	.125	9-13	.692	19	37	56	2.1	40-1	15	22	22	2	78	2.9
2022-23	Ark	14-0	86/6.2	4-14	.286	2-5	.400	3-4	.750	1	12	13	0.9	8-0	0	5	0	1	13	0.9
TOTAL		41-0	379/9.3	37-99	.374	5-29	.172	12-17	.706	20	49	69	1.7	48-1	15	27	22	3	91	2.2



Official Basketball Box Score - Final
Arkansas at Ark.-Pine Bluff
11/07/22 H.O. Clemmons Arena, Pine Bluff
2022-23 Women's Basketball

Game Time: 6:00 PM
Game Duration: 4:04
Attendance: 3,128

Officials: Eric Baker, LaShonda Kidd, Randy Robertson

Arkansas - 70

Record: 2-9

NO. Name	Min	FG M-A	3P M-A	FT M-A	Rebounds OR DR TOT	Fouls PF FD	TP	AS	TO	ST	Blocks BS BA	+/-
4 Erynn Barnum	F 25:04	6-14	0-0	3-13	6 5 11	2 9	15	1	2	4	0	2 18
0 Saylor Poffenbarger	G 27:35	3-14	2-9	3-6	2 6 8	1 4	11	2	2	0	1 1 23	
2 Samara Spencer	G 31:00	6-16	1-7	2-8	0 4 4	4 4	15	4	1	0	0 0 1	
34 Chrissy Carr	G 19:49	3-8	2-5	2-2	2 1 3	0 1	10	0	0	0	0 0 23	
43 Makayla Daniels	G 23:11	0-5	0-0	4-5	1 5 6	1 6	4	1	2	1	0 1 29	
11 Rylee Langerman	G 22:50	1-1	0-0	2-4	4 2 6	3 3	4	0	2	4	0 0 0	
24 Jersey Wollenbarger	G 20:37	2-7	0-0	3-4	4 3 7	1 2	7	0	2	1	0 0 -2	
30 Maryam Dauda	G 14:30	1-3	0-0	2-4	2 1 3	4 2	4	1	1	1	0 0 1	
55 Emrie Ellis	G 15:24	0-2	0-0	0-0	0 2 2	2 0	0	0	0	1	0 1 -10	
Team					3 3 6		0	0				
Totals		22-70	5-21	21-46	24 32 56	18 31 70	9	12	12	2 5 20		

Technical Fouls: NONE

Shooting By Period		
1 st FG%	6-16	37.5%
3PT%	2-8	25.0%
FT%	1-6	16.7%
2 nd FG%	9-24	37.5%
3PT%	3-5	60.0%
FT%	6-15	40%
3 rd FG%	5-13	38.5%
3PT%	0-2	0.0%
FT%	9-17	52.9%
4 th FG%	2-17	11.8%
3PT%	0-6	0.0%
FT%	5-8	62.5%
GM FG%	22-70	31.4%
3PT%	5-21	23.8%
FT%	21-46	45.7%

Dead Ball Rebounds: 13, 0

Ark.-Pine Bluff - 50

Record: 0-2

NO. Name	Min	FG M-A	3P M-A	FT M-A	Rebounds OR DR TOT	Fouls PF FD	TP	AS	TO	ST	Blocks BS BA	+/-
23 Maori Davenport	C 27:57	3-10	0-1	9-13	6 8 14	3 7	15	2	4	3	2 1 2	
2 Shayla Boule	G 18:12	2-2	0-0	1-4	1 1 2	4 3	5	0	3	0	0 0 1	
5 Jelissa Reese	G 17:06	1-4	0-1	2-2	0 3 3	4 2	4	0	0	0	0 0 -23	
15 Coriah Beck	G 30:06	3-12	1-5	1-2	0 2 2	3 1	8	0	3	0	0 0 -13	
24 Raziya Potter	G 25:38	3-10	0-1	0-2	2 2 4	4 1	6	2	4	0	1 1 -11	
21 Takaylyn Busby	G 12:53	0-1	0-1	0-0	1 3 4	1 0	0	0	1	0	0 0 -12	
54 Maya Peat	G 14:53	0-4	0-2	0-2	1 3 4	3 1	0	0	4	0	1 0 -19	
3 Demetria Shephard	G 12:07	1-6	1-3	0-0	0 2 2	3 0	3	0	0	0	0 0 -14	
11 Tia Morgan	G 17:08	1-4	1-2	0-0	1 1 2	3 2	3	0	2	0	0 0 0	
10 Azaria Robinson	G 02:35	0-0	0-0	0-0	0 0 0	0 0	0	0	0	0	0 0 -1	
33 Breazia Robinson	G 01:01	0-0	0-0	0-0	0 0 0	0 0	0	0	0	0	0 0 0	
4 Kourtney Rittenberry	G 11:58	2-4	0-1	0-0	0 6 6	2 0	4	0	1	1	1 0 -6	
1 Markisha Body	G 06:46	1-1	0-0	0-0	0 1 1	2 0	2	0	0	0	0 0 -3	
32 Stephanie Okowi	G 01:40	0-0	0-0	0-0	0 0 0	0 1	0	0	0	0	0 0 -3	
Team					2 3 5		0	0				
Totals		17-58	3-17	13-25	14 35 49	32 18	50	4	22	4	5 2 -20	

Technical Fouls: Reese 3rd 8:36

Biggest lead		ARK	UAPB
Biggest lead	34 (3 rd 2:48)	1 (1 st 6:41)	
Best Scoring Run	17 (2 nd 6:19)	12 (4 th 7:28)	
Lead Changes	2		
Times Tied	0		
Time with Lead	37:44	01:20	



Official Basketball Box Score - Final
Tulsa at Arkansas
11/14/22 Bud Walton Arena, Fayetteville
2022-23 Women's Basketball

Game Time: 7:00 PM
Game Duration: 2:54
Attendance: 2,511

Officials: Dee Karler, Michael McConnell, Talisa Green

Tulsa - 70

Record: 2-1

NO. Name	Min	FG M-A	3P M-A	FT M-A	Rebounds OR DR TOT	Fouls PF FD	TP	AS	TO	ST	Blocks BS BA	+/-
2 Temira Poindexter	F 26:10	9-18	2-7	1-2	0 3 3	1 4	21	3	2	0	0 1 -3	
20 Katelyn Levings	F 27:38	5-10	1-4	0-0	3 4 7	5 2	11	1	1	0	0 0 1	
0 Katia Gallegos	G 11:55	0-0	0-0	0-0	0 2 2	1 1	0	4	1	0	0 0 0	
10 Maya Mayberry	G 34:06	6-11	4-6	1-4	0 4 4	3 5	17	2	3	2	0 0 -3	
11 Maddie Bittle	G 28:50	3-10	2-4	0-0	1 4 5	4 1	8	3	6	0	0 0 -2	
5 Delanie Crawford	24:47	2-5	2-4	1-2	0 3 3	4 1	7	3	0	0	0 0 -10	
35 Ahrayr Young	23:21	1-6	0-3	1-4	0 2 2	1 2	3	1	1	2	0 1 -10	
13 Jessika Evans	09:51	1-1	1-1	0-0	0 2 2	4 0	3	0	2	0	0 0 -9	
30 Caroline Lyles	02:37	0-0	0-0	0-0	1 1 1	1 0	0	0	1	0	0 0 -6	
1 Cam Mathews	00:10	0-0	0-0	0-0	0 0 0	0 0	0	0	0	0	0 0 -1	
21 Hadley Periman	00:35	0-0	0-0	0-0	0 0 0	0 0	1	0	0	0	0 0 -2	
Team					0 6 6		0	0				
Totals		27-61	12-29	4-12	4 31 35	25 16	70	17	17	4	4 2 -9	

Technical Fouls: NONE

Shooting By Period		
1 st FG%	6-17	35.3%
3PT%	2-7	28.6%
FT%	1-2	50%
2 nd FG%	7-14	50%
3PT%	4-7	57.1%
FT%	1-6	16.7%
3 rd FG%	4-13	30.8%
3PT%	4-8	50%
FT%	2-4	50%
4 th FG%	10-17	58.8%
3PT%	2-7	28.6%
FT%	0-0	0%
GM FG%	27-61	44.3%
3PT%	12-29	41.4%
FT%	4-12	33.3%

Dead Ball Rebounds: 6, 4

Arkansas - 79

Record: 3-0

NO. Name	Min	FG M-A	3P M-A	FT M-A	Rebounds OR DR TOT	Fouls PF FD	TP	AS	TO	ST	Blocks BS BA	+/-
4 Erynn Barnum	F 30:32	10-12	0-0	7-12	3 5 8	3 7	27	0	1	2	1 1 3	
0 Saylor Poffenbarger	G 28:35	1-4	0-2	0-0	2 8 10	4 2	2	3	0	1	0 0 13	
2 Samara Spencer	G 39:04	3-16	3-11	4-6	0 3 3	2 9	13	4	2	0	0 2 7	
34 Chrissy Carr	G 22:32	1-9	1-8	0-0	2 4 6	0 1	3	0	2	0	1 0 7	
43 Makayla Daniels	G 36:43	6-19	4-9	3-4	4 5 9	1 3	19	3	2	0	0 1 5	
11 Rylee Langerman	G 22:35	2-7	2-5	4-6	2 3 5	3 3	10	1	0	4	0 0 1	
30 Maryam Dauda	G 09:28	1-2	1-2	0-0	2 1 3	1 0	3	0	2	0	0 0 6	
24 Jersey Wollenbarger	G 10:31	1-3	0-2	0-0	0 0 0	0 2	2	0	0	0	0 0 3	
Team					2 1 3		0	0				
Totals		25-72	11-39	18-28	17 30 47	16 25	79	11	9	7	2 4 9	

Technical Fouls: NONE

Shooting By Period		
1 st FG%	8-19	42.1%
3PT%	4-10	40.0%
FT%	4-6	66.7%
2 nd FG%	6-20	30.0%
3PT%	3-11	27.3%
FT%	2-2	100%
3 rd FG%	4-20	20.0%
3PT%	2-14	14.3%
FT%	3-4	75%
4 th FG%	7-13	53.8%
3PT%	2-4	50.0%
FT%	9-16	56.3%
GM FG%	25-72	34.7%
3PT%	11-39	28.2%
FT%	18-28	64.3%

Dead Ball Rebounds: 5, 2

	TU	ARK	Points from	TU	ARK	Period by Period Scoring					
Biggest lead	2 (1 st 9:36)	15 (1 st 1:38)	Turnovers	7	19	TU	1st	2nd	3rd	4th	TOT
Best Scoring Run	9 (2 nd 9:53)	9 (1 st 1:38)	Paint	28	26		15	19	14	22	70
Lead Changes	3		Second Chance	0	9	ARK	24	17	13	25	79
Times Tied	2		Fast Breaks	5	21		17	13	25	79	
Time with Lead	01:11	37:07	Bench	13	15						



Official Basketball Box Score - Final
Central Ark. at Arkansas
11/11/22 Bud Walton Arena, Fayetteville
2022-23 Women's Basketball

Game Time: 10:30 AM
Game Duration: 1:56
Attendance: 7,410

Officials: Brian Hall, Kristen Bel, Kaz Beverley

Central Ark. - 34

Record: 0-2

NO. Name	Min	FG M-A	3P M-A	FT M-A	Rebounds OR DR TOT	Fouls PF FD	TP	AS	TO	ST	Blocks BS BA	+/-
11 Kyjai Miles	F 20:24	2-7	0-0	0-2	2 3 5	3 2	4	1	0	0	0 1 -24	
1 Kinley Fisher	G 24:15	3-9	1-5	0-0	0 3 3	0 0	7	2	1	0	0 0 -22	
10 Gloria Fornah	G 25:35	0-4	0-0	2-4	2 4 6	5 2	2	0	2	0	0 4 -21	
12 Siera Carter	G 09:57	0-2	0-1	2-3	0 1 1	2 2	2	0	2	1	0 0 -14	
20 Kayla Mitchell	G 19:34	2-3	1-2	0-0	0 2 2	5 1	5	1	4	0	0 0 -14	
3 Randrea Wright	G 19:37	0-5	0-3	1-2	0 1 1	2 2	1	1	3	0	0 0 -24	
15 Paris Atkins	G 31:39	3-16	0-5	1-4	1 4 5	2 3	7	1	1	1	0 1 -30	
13 Jenny Peakie	G 11:05	0-5	0-3	0-0	3 1 4	1 0	0	0	0	1	0 0 -7	
30 Keerra Prim	G 27:48	2-3	0-0	2-4	4 5 9	4 2	6	0	2	1	1 0 -22	
5 Lashiyah Fowler	G 06:33	0-1	0-0	0-0	0 0 0	2 0	0	0	0	0	0 0 -8	
2 Leah Perry	G 01:41	0-0	0-0	0-0	0 0 0	0 0	0	0	0	0	0 0 -4	
4 Jada Wilmington	G 01:52	0-0	0-0	0-0	0 1 1	0 0	0	0	0	0	0 0 0	
Team					2 2 4		0	0	1	1		
Totals		12-55	2-19	8-19	14 27 41	26 14	34	3	18	5	1 6 -38	

Technical Fouls: NONE

Dead Ball Rebounds: 5, 2

Arkansas - 72

Record: 2-0

Arkansas - 72		Record: 2-0												
NO. Name		Min	FG M-A	3P M-A	FT M-A	Rebounds OR DR TOT	Fouls PF FD	TP	AS	TO	ST	Blocks BS BA	+/-	
4 Erynn Barnum	F	22:29	5-8	0-1	9-9	4 5 9	2 5	19	2	1	0	3	0	22
0 Saylor Poffenbarger	G	30:24	0-5	0-3	2-4	0 7 7	1 2	2	1	2	0	2	0	31
2 Samara Spencer	G	18:51	1-5	0-2	3-7	0 2 2	3 5	5	3	2	0	0	1	20
34 Chrissy Carr	G	25:25	2-8	2-6	2-2	0 8 8	1 1	8	0	3	1	0	0	20
43 Makayla Daniels	G	24:18	5-8	1-2	3-6	0 2 2	0 6 14	4	0	4	0	0	0	23
11 Rylee Langerman	A	24:26	3-5	2-4	1-3	0 4 4	2 2 9	0	1	0	0	0	0	19
24 Jersey Wolfenbarger	A	20:20	2-6	1-3	0 1 1	0 1 1	2 2 5	0	0	0	0	0	0	18
30 Maryam Dauda	F	17:06	4-6	0-0	2-3	3 2 5	3 3 10	0	2	1	1	0	0	17
55 Emrie Ellis	F	12:53	0-1	0-1	0 1 0	1 3 4	0 0 0	0	0	0	0	0	0	17
20 Karen Johnson	F	02:37	0-0	0-0	0 0 0	0 0 0	0 0 0	0	0	1	0	0	0	3
21 Lorey Lindsey	F	01:11	0-0	0-0	0 0 0	0 0 0	0 0 0	0	0	0	0	0	0	0
Team						1 1 2	0	0	0	0				
Totals			22:52	6:22	22:35	9 35 44	14 26	72	10	11	7	6	1	38

#SIDEBYSIDE



Official Basketball Box Score - Final
Arkansas at Little Rock
11/20/22 Jack Stephens Center, Little Rock
2022-23 Women's Basketball

Game Time: 1:00 PM
Game Duration: 1:56
Attendance: 2,879

Officials: Ty Bitts, Nadi Carey, Daniel Drake

Arkansas - 93

Record: 5-9

NO. Name	Min	FG M-A	3P M-A	FT M-A	Rebounds OR DR TOT	Fouls PF FD	TP	AS	TO	ST	Blocks BS BA	+/-
4 Erynn Barnum	F 20:40	5-5	0-0	5-6	0 9 9	3 4	15	1	5	0	1 0	23
0 Saylor Poffenbarger	G 27:53	3-4	0-1	3-4	0 9 9	3 4	9	1	3	0	0 0	32
2 Samara Spencer	G 30:08	4-9	0-4	3-4	0 7 7	1 4	11	6	6	0	0 0	39
3 Chrissy Carr	G 23:57	7-10	4-6	4-4	1 1 2	2 2	22	0	2	0	0 0	39
4 Makayla Daniels	G 22:29	3-4	3-4	3-4	1 2 3	2 5	12	4	1	1	0 0	34
11 Rylee Langerman	13:45	1-1	0-0	1-2	0 0 0	1 1	3	0	0	0	0 0	15
24 Jersey Wolfenbarger	17:05	2-6	1-2	1-2	1 4 5	1 1	6	1	0	0	0 0	20
30 Maryam Dauda	14:55	3-5	1-1	0-0	1 3 4	4 0	7	2	1	1	0 0	13
55 Emrie Ellis	12:49	2-3	1-1	0-0	0 2 2	3 0	5	0	3	0	0 0	9
22 Avery Hughes	05:04	0-1	0-0	2-2	0 0 0	2 1	2	0	0	0	0 0	-4
20 Karley Johnson	06:19	0-0	0-0	1-2	0 0 0	0 1	1	1	1	0	0 0	1
21 Loren Lindsey	04:56	0-0	0-0	0-0	0 0 0	0 0	0	0	0	0	0 0	5
Team					1 3 4		0	0				
Totals		30-48	10-19	23-30	5 40 45	22 23	93	16	22	3	2 0	44

Technical Fouls:NONE

Dead Ball Rebounds: 4, 0

Shooting By Period	1st	2nd	3rd	4th	FT	GM FG
1st FG%	8-11	72.7%				
3PT%	2-3	66.7%				
2nd FG%	7-12	58.3%				
3PT%	2-5	40.0%				
FT%	8-10	80%				
3rd FG%	8-13	61.5%				
3PT%	4-9	44.4%				
FT%	5-6	83.3%				
4th FG%	7-12	58.3%				
3PT%	2-2	100.0%				
FT%	8-10	80%				
GM FG%	30-48	62.5%				
3PT%	10-19	52.6%				
FT%	23-30	76.7%				

Little Rock - 49

Record: 1-2

NO. Name	Min	FG M-A	3P M-A	FT M-A	Rebounds OR DR TOT	Fouls PF TD	TP	AS	TO	ST	Blocks BS BA	+/-
11 Faith Lee	F 23:32	1-9	0-0	3-4	0 0 0	4 3	5	0	3	0	0 0	-35
32 Nikki Metcalfe	F 31:37	6-11	0-0	0-0	0 4 4	2 2	12	1	3	0	0 0	-37
3 Jayla Brooks	F 17:58	0-2	0-0	1-2	0 0 0	4 1	1	0	0	1	0 0	-21
10 Jaiyah Harris-Smith	G 36:41	2-4	0-0	3-3	2 3 5	4 3	7	6	4	1	0 0	-37
12 Tia Harvey	G 25:55	6-22	0-1	2-2	0 0 0	2 3	14	1	3	2	0 0	-35
34 Angelique Francis	16:18	1-2	0-0	0-2	1 1 2	3 5	2	0	1	0	0 0	-2
0 Toyosi Abiola	21:05	2-9	1-6	1-2	1 0 1	2 4	6	1	0	0	0 0	-25
22 Mesh Triplett	10:16	0-2	0-0	0-2	1 1 2	1 1	0	0	0	0	0 0	-11
44 Sha'nequa Henry	13:18	1-2	0-0	0-0	1 2 3	1 0	2	0	1	1	0 0	-12
1 Mira Hanna	03:20	0-0	0-0	0-0	0 1 1	0 0	0	0	0	0	0 0	-5
Team					1 4 5		0	1				
Totals		19-63	1-7	10-17	7 16 23	22 49	9	16	5	0	2 -44	

Technical Fouls:NONE

Dead Ball Rebounds: 4, 0

Shooting By Period	1st	2nd	3rd	4th	FT	GM FG
1st FG%	4-12	33.3%				
3PT%	0-0	0.0%				
2nd FG%	4-20	20.0%				
3PT%	1-3	33.3%				
FT%	0-0	0%				
3rd FG%	2-14	14.3%				
3PT%	0-2	0.0%				
FT%	3-4	75%				
4th FG%	9-17	52.9%				
3PT%	0-2	0.0%				
FT%	5-10	50%				
GM FG%	19-63	30.2%				
3PT%	1-7	14.3%				
FT%	10-17	58.8%				

	ARK	LR
Biggest lead	45 (4 th 9:05)	2 (1 st 9:14)
Best Scoring Run	11 (3 rd 2:43)	4 (4 th 7:19)
Lead Changes	1	
Times Tied	1	
Time with Lead	37:22	00:20

Points from	ARK	LR
Turnovers	19	16
Paint	38	16
Second Chance	10	3
Fast Breaks	9	8
Bench	24	10

Period by Period Scoring	1st	2nd	3rd	4th	TOT
ARK	20	24	25	24	93
LR	10	9	7	23	49



Official Basketball Box Score - Final
Northern Ariz. at Arkansas
11/24/22 UVI Sports and Fitness Center, Charlotte Amalie, USVI
2022 Paradise Jam Women's Basketball REEF DIVISION

Game Time: 6:45 PM
Game Duration: 2:00

Officials: Tim Resch, Tommi Paris, Sarah Williams

Northern Ariz. - 73

Record: 3-3

NO. Name		Min	FG M-A	3P M-A	FT M-A	OR DR	TOT	Fouls PF FD	TP	AS	TO	ST	Blocks BS BA	+/-
2 Nyah Moran	F	20:20	6-12	2-4	1 0 1	4	5	16	2	5	3	1	0	-5
12 Sophie Glancey	F	23:06	0-5	0-1	0-0	2	3 5	5	1	0	3	0	0	-10
25 Montana Oltrogge	F	31:03	1-9	0-4	0-0	10	11	3	0	2	1	5	0	2
1 Regan Schenck	G	35:44	3-8	1-3	4-4	0	5	4	2	11	5	7	1	0
21 Emily Rodabaugh	G	38:11	6-13	4-8	0-0	0	6 6	3	1	16	0	2	3	0
22 Olivia Moran	20:35	6-9	3-3	2-2	2 0 2	5	3	17	0	3	0	0	0	-4
45 Fatoumata Jaitheh	16:54	3-3	0-0	2-2	1 2 3	3	4	8	1	1	1	1	0	1
5 Taylor Feldman	10:05	1-2	0-0	0-0	0 0 0	3	0	2	1	1	1	0	0	-7
4 Mary McMorris	04:02	0-1	0-0	1-2	1 0 1	2	1	1	0	1	1	0	0	-4
Team					0	4	0							
Totals			26-62	10-25	11-14	8	30 38	32 17	73	10	28	9	2 4	-9

Technical Fouls:NONE

Shooting By Period	1st	2nd	3rd	4th	FT	GM FG
1st FG%	6-14	42.9%				
3PT%	1-5	20.0%				
FT%	5-5	100%				
2nd FG%	4-12	33.3%				
3PT%	2-4	50.0%				
FT%	1-2	50%				
3rd FG%	6-15	40.0%				
3PT%	3-7	42.9%				
FT%	2-4	50%				
4th FG%	10-21	47.6%				
3PT%	4-9	44.4%				
FT%	3-3	100%				
GM FG%	26-62	41.9%				
3PT%	10-25	40.0%				
FT%	11-14	78.6%				

Dead Ball Rebounds: 1, 1

Arkansas - 82

Record: 6-9

NO. Name	Min	FG	3P	FT	Rebounds	Fouls	TP	AS	TO	ST	Blocks	+/-
		M-A	M-A	M-A	OR DR TOT	PF FD						
4 Eryn Barnum	F 23:03	3-9	0-1	1-2	3 4 7	3 3	7	2	2	2	0	1 -12
0 Saylor Poffenbarger	G 31:41	4-10	2-6	3-4	2 3 5	3 3	13	2	4	1	1	0 -1
2 Samara Spencer	G 39:29	10-21	3-7	4-6	0 4 4	1 10	27	2	2	4	0	7
34 Chrissy Carr	G 25:46	2-8	0-4	3-4	3 4 7	4 7	0	2	0	0	0	1 -9
43 Makayla Daniels	G 30:01	5-10	0-1	8-9	1 5 6	4 8	18	4	4	2	0	9
11 Rylee Langerman	20:56	1-3	0-1	1-2	0 2 2	1 1	3	1	1	0	0	17
24 Jersey Wolfenbarger	10:44	1-4	0-2	0-1	1 3 4	1	1	2	0	0	0	11
30 Maryam Dauda	16:23	2-3	0-1	1-2	2 2 4	1 2	5	1	2	0	3	23
55 Emrie Ellis	01:57	0-0	0-0	0-0	0 0 0	0 0	0	0	1	0	0	0
Team					0 3 3		0	0				
Totals		26-68	5-23	21-30	12 30 42	18 32	82	12	18	9	4	2 -9

Technical Fouls:Coach 3rd 3:22

Shooting By Period	1st	2nd	3rd	4th	FT	GM FG
1st FG%	8-23	34.8%				
3PT%	2-11	18.2%				
FT%	2-4	50%				
2nd FG%	5-14	35.7%				
3PT%	2-6	33.3%				
FT%	6-8	75%				
3rd FG%	8-16	50.0%				
3PT%	0-2	0.0%				
FT%	7-10	70%				
4th FG%	7-15	46.7%				
3PT%	1-4	25.0%				
FT%	6-8	75%				
GM FG%	26-68	41.2%				
3PT%	5-23	21.7%				
FT%	21-30	70.0%				

Dead Ball Rebounds: 6, 0

	NAU	ARK
Biggest lead	4 (1 st 4:09)	18 (3 rd 0:18)
Best Scoring Run	6 (2 nd 8:58)	12 (2 nd 0:01)
Lead Changes	9	
Times Tied	2	
Time with Lead	10:10	28:08

Points from	NAU	ARK
Turnovers	19	29
Paint	30	44
Second Chance	5	10
Fast Breaks	20	9
Bench	28	10

Period by Period Scoring	1st	2nd	3rd	4th	TOT
NAU	18	11	17	27	73
ARK	20	18	23	21	82



Official Basketball Box Score - Final
Arkansas at Clemson
11/25/22 UVI Sports and Fitness Center, Charlotte Amalie, USVI
2022-23 Women's Basketball

Game Time: 9:35 PM
Game Duration: 2:06
Attendance: 1,724

Officials: Mark McClenny, Brandon Entenrie, Whitney Armstrong

Arkansas - 76

Record: 7-9

NO. Name	Min	FG M-A	3P M-A	FT M-A	Rebounds OR DR TOT	Fouls PF FD	TP	AS	TO	ST	Blocks BS BA	+/-
4 Erynn Barnum	F 25:33	4-5	0-0	6-9	2 7 9	1 6	14	1	1	5	1 0	28
0 Saylor Poffenbarger	G 37:48	5-8	2-4	3-4	0 9 9	2 2	15	1	4	1	0 0	14
2 Samara Spencer	G 27:30	1-5	0-2	1-6	0 5 5	3 5	3	6	8	0	0 1	14
3 Chrissy Carr	G 30:43	6-13	5-10	2-2	1 3 4	3 2	19	1	1	1	0 0	14
43 Makayla Daniels	G 34:19	6-12	2-5	7-10	0 5 5	4 8	21	2	6	2	0 0	18
11 Rylee Langerman	18:49	1-1	0-0	1-2	0 0 0	4 1	3	0	0	0	0 0	4
24 Jersey Wolfenbarger	10:51	0-2	0-2	1-2	1 3 4	1 1	1	1	2	0	0 0	-8
30 Maryam Dauda	14:27	0-2	0-0	0-0	2 1 3	0 1	0	0	0	0	0 0	-14
Team					3 2 5		0	1				
Totals		23-48	9-23	21-35	9 35 44	19 26	76	12	23	9	1 1	14

Technical Fouls:Daniels 4th 4:04Daniels 4th 4:04Coach 4th 4:04

Shooting By Period			
1 st	FG%	4-12	33.3%
	3PT%	2-5	40.0%
	FT%	5-6	83.3%
2 nd	FG%	3-12	25.0%
	3PT%	1-8	12.5%
	FT%	2-7	28.6%
3 rd	FG%	10-16	62.5%
	3PT%	2-5	40.0%
	FT%	3-4	75%
4 th	FG%	6-8	75.0%
	3PT%	4-5	80.0%
	FT%	11-18	61.1%
GM	FG%	23-48	47.9%
	3PT%	9-23	39.1%
	FT%	21-35	60.0%



Official Basketball Box Score - Final
Troy at Arkansas
12/01/22 Bud Walton Arena, Fayetteville
2022-23 Women's Basketball

Game Time: 7:00 PM
Game Duration: 2:02
Attendance: 3,019

Officials: William (Bily) Smith, Meadow Overstreet, Teresa Luck

Troy - 70

Record: 3-4

NO. Name	Min	FG M-A	3P M-A	FT M-A	Rebounds OR DR TOT	Fouls PF FD	TP	AS	TO	ST	Blocks BS BA	+/-
10 Tai'Sheka Porchia	F 24:52	3-10	0-0	4-5	1 4 5	1 3	10	1	3	1	1 1	-1
11 Ja'Mia Hollings	F 24:28	4-9	0-1	0-0	3 5 8	2 0	8	1	3	1	0 0	-24
3 Makayia Hallmon	G 25:13	9-23	4-7	3-4	0 1 1	3 2	25	1	1	0	0 0	-17
5 Jada Walton	G 21:37	4-13	2-5	0-1	4 0 4	1 2	10	2	1	0	0 0	-16
22 Sharonica Hartstfeld	G 15:32	0-2	0-2	4-6	2 0 2	5 4	4	1	2	0	0 0	-11
12 Nia Daniel	13:55	1-4	0-2	0-0	2 2 4	0 0	2	0	1	0	1 0	2
20 Janese Camp	15:47	1-5	0-0	1-2	3 7 10	4 2	3	0	5	1	2 1	-9
4 Jashanti Simmons	08:13	0-1	0-0	0-0	1 2 3	2 0	0	1	0	0	0 0	1
0 Gabbi Cartagena	14:25	1-4	0-3	1-1	1 1 2	1 2	3	0	0	0	0 0	5
1 Mary Delgado	13:33	2-3	1-1	0-0	0 1 1	3 1	5	3	2	1	0 0	-2
21 Ke'Aja Williams	10:44	0-0	0-0	0-0	1 3 4	2 0	0	0	0	0	1 0	1
23 Shaniah Nunn	06:52	0-2	0-1	0-2	1 2 3	0 1	0	0	2	0	0 0	-6
31 Jamila Nansombi-Gunter	04:48	0-1	0-0	0-0	1 0 1	0 0	0	0	0	0	0 0	-8
Team					4 1 5		0	1				
Totals	25:77	7-22	13-21	24	29	53	25	17	70	10	21 5	5 3 -17

Technical Fouls: Coach 2nd 3rd 5th Hallmon 4th 0th 0th 1

Dead Ball Rebounds: 4, 3

Arkansas - 87

Record: 9-0

NO. Name	Min	FG M-A	3P M-A	FT M-A	Rebounds OR DR TOT	Fouls PF FD	TP	AS	TO	ST	Blocks BS BA	+/-
4 Erynn Barnum	F 19:10	8-9	0-1	2-2	3 5 8	1 2	18	2	1	2	0 0	12
0 Saylor Poffenbarger	G 24:18	3-8	1-4	2-2	0 3 3	1 3	9	5	3	0	1 0	1
2 Samara Spencer	G 27:47	8-15	3-8	0-3	0 3 3	1 4	19	6	3	1	0 2	26
3 Chrissy Carr	G 25:43	5-14	2-9	2-2	1 2 3	2 1	14	0	0	1	0 0	23
43 Makayia Daniels	G 25:36	2-6	2-6	4-4	0 3 3	4 7	10	4	3	3	0 0	10
11 Rylee Langerman	15:55	0-2	0-2	1-2	1 4 5	2 2	1	3	2	0	0 0	20
24 Jersey Wolfenbarger	20:46	4-7	3-5	0-2	2 1 3	1 1	11	0	0	1	2 0	9
30 Maryam Dauda	20:50	0-6	0-1	0-0	0 7 7	4 1	0	0	1	0	0 0	5
55 Emrie Ellis	08:42	0-2	0-1	1-2	0 0 0	1 1	1	0	0	0	0 0	-10
20 Karley Johnson	05:38	0-0	0-0	0-0	1 0 1	0 0	0	0	0	0	0 0	1
22 Avery Hughes	03:22	1-1	0-0	2-2	0 0 0	0 0	1	4	0	0	0 0	-6
21 Loren Lindsey	02:13	0-0	0-0	0-0	0 0 0	0 0	0	0	0	0	0 0	-1
Team					2 3 5		0	1				
Totals	31:70	11-37	14-21	10	31	41	19	23	87	20	14 8	3 5 17

Technical Fouls: Coach 3rd 1st 4th Coach 4th 0th 0th 1

Dead Ball Rebounds: 4, 1

	TROY	ARK
Biggest lead	0 (1 st 10:00)	27 (3 rd 4:18)
Best Scoring Run	6 (4 th 5:38)	9 (2 nd 2:54)
Lead Changes	0	
Times Tied	3	
Time with Lead	00:00	38:50

Points from Turnovers	TROY	ARK
Paint	20	40
Second Chance	14	9
Fast Breaks	17	20
Bench	13	17

Period by Period Scoring	1st	2nd	3rd	4th	TOT
TROY	17	7	20	26	70
ARK	27	17	23	20	87

#SIDEBYSIDE



Official Basketball Box Score - Final
Oral Roberts at Arkansas
12/04/22 Bud Walton Arena, Fayetteville
2022-23 Women's Basketball

Game Time: 2:00 PM
Game Duration: 1:48
Attendance: 2,947

Officials: Katie Lukanich, Sal Esho, Eric Baker

Oral Roberts - 58

Record: 2-7

NO. Name	Min	FG M-A	3P M-A	FT M-A	Rebounds OR DR TOT	Fouls PF FD	TP	AS	TO	ST	Blocks BS BA	+/-
22 Ruthie Udumoh	F 32:26	0-8	0-2	4-6	2 3 5	4 3	0	4	0	0	0 2	-34
32 Tirzah Moore	F 32:17	7-12	0-0	2-2	5 6 11	3 3	16	0	1	0	2 3	-40
2 Hannah Cooper	G 38:07	7-19	0-1	1-3	0 3 3	4 3	15	4	4	4	0 4	-36
11 Ariel Walker	G 24:06	4-11	1-5	4-6	3 2 5	2 4	13	0	1	2	0 0	-20
14 Delaney Nix	G 25:41	1-8	0-7	0-0	0 3 3	1 0	2	1	0	0	0 0	-21
20 Lauren Ramey	16:29	1-6	0-5	0-0	0 3 3	0 0	2	0	0	0	1 0	-9
30 Sara Rodrigues	19:51	1-4	1-3	3-4	0 4 4	3 3	6	1	1	0	0 0	0
23 Talia Pogi	09:10	0-3	0-3	0-0	0 1 1	1 0	0	0	1	0	0 0	-12
1 Maggie Sockey	01:53	0-0	0-0	0-0	0 0 0	1 0	0	0	1	0	0 0	-2
Team					2 4 6		0	1				
Totals	21:71	2-26	14-21	12	29	41	19	16	58	6	13 6	3 9 -34

Technical Fouls: NONE

Dead Ball Rebounds: 3, 0

Arkansas - 92

Record: 10-0

NO. Name	Min	FG M-A	3P M-A	FT M-A	Rebounds OR DR TOT	Fouls PF FD	TP	AS	TO	ST	Blocks BS BA	+/-
4 Erynn Barnum	F 19:43	3-5	0-0	0-0	2 3 5	3 0	6	4	1	0	1 0	14
0 Saylor Poffenbarger	G 26:09	5-11	1-3	3-4	0 13 13	4 5	14	5	0	0	1 0	35
2 Samara Spencer	G 30:40	10-17	6-8	6-12	1 1 2	1 6	32	3	2	3	1 0	36
24 Jersey Wolfenbarger	G 32:30	2-5	0-2	5-5	3 9 12	1 3	9	1	2	0	0 4	29
3 Chrissy Carr	G 35:04	6-17	3-12	0-0	1 4 5	2 1	15	1	2	0	0 0	33
11 Rylee Langerman	16:32	1-4	0-2	1-2	3 2 5	2 1	3	1	0	2	0 0	5
30 Maryam Dauda	22:08	5-11	0-3	0-0	3 5 8	3 0	10	1	0	0	2 1	14
55 Emrie Ellis	08:33	1-3	0-0	0-0	0 1 1	0 1	2	0	0	0	0 1	4
22 Avery Hughes	03:52	0-0	0-0	1-2	0 0 0	0 1	1	0	0	1	0 0	1
20 Karley Johnson	02:43	0-1	0-0	0-0	0 0 0	0 0	1	0	0	0	0 1	1
21 Loren Lindsey	02:06	0-0	0-0	0-0	0 0 0	0 0	0	0	0	0	0 0	-2
Team					2 4 6		0	1				
Totals	33:74	10-30	16-25	15	42	57	16	19	92	16	8 5	9 3 34

Technical Fouls: NONE

Dead Ball Rebounds: 6, 0

	ORU	ARK
Biggest lead	2 (1 st 9:14)	36 (4 th 2:06)
Best Scoring Run	6 (2 nd 3:18)	14 (4 th 8:21)
Lead Changes	3	
Times Tied	1	
Time with Lead	01:14	37:53

Points from Turnovers	ORU	ARK
Paint	36	42
Second Chance	10	10
Fast Breaks	13	20
Bench	8	16

Period by Period Scoring	1st	2nd	3rd	4th	TOT
ORU	16	21	10	11	58
ARK	22	19	32	19	92



Official Basketball Box Score - Final
Lamar University at Arkansas
12/08/22 Bud Walton Arena, Fayetteville
2022-23 Women's Basketball

Game Time: 7:00 PM
Game Duration: 1:52
Attendance: 2,268

Officials: Putari Spurlock-Welsh, Nykesha Thompson, Eric Brewton

Lamar University - 50

Record: 4-4

NO. Name	Min	FG M-A	3P M-A	FT M-A	Rebounds OR DR TOT	Fouls PF FD	TP	AS	TO	ST	Blocks BS BA	+/-
14 Emma Imevbore	F 07:08	1-2	0-0	0-0	2 2 4	4 0	2	0	1	0	1 0	-4
22 NJ Weems	F 14:32	0-1	0-1	2-3	0 1 1	3 1	2	0	4	0	0 0	1
3 Sabria Dean	G 37:53	3-11	3-6	2-2	3 4 7	3 3	11	1	5	3	0 2	-10
11 Portia Adams	G 30:57	5-12	2-3	0-0	1 4 5	4 3	12	0	1	1	0 0	-2
30 RT'Mari Taylor	G 35:49	4-12	1-2	0-0	0 1 1	1 2	9	5	3	2	0 3	-11
2 Alyiah Craft	15:21	1-3	0-1	0-0	0 1 1	2 0	2	0	2	0	0 0	-6
41 Akasha Davis	24:01	3-10	0-0	2-3	3 2 5	2 8	0	2	1	1	0 0	-5
13 Taliah Hill	08:51	1-2	0-0	2-2	1 1 2	4 1	4	0	0	0	0 1	-4
33 Anaya Bernard	25:28	0-2	0-0	0-0	1 6 7	3 1	0	0	0	2	0 1	-14
Team					1 2 3		0	2				
Totals	18:55	6-13	8-10	12	24	36	26	13	50	6	20 9	2 9 -13

Technical Fouls: NONE

Dead Ball Rebounds: 1, 1

Arkansas - 63

Record: 11-0

NO. Name	Min	FG M-A	3P M-A	FT M-A	Rebounds OR DR TOT	Fouls PF FD	TP	AS	TO	ST	Blocks BS BA	+/-
4 Erynn Barnum	F 33:51	2-4	0-1	1-4	3 5 8	2 5	5	3	5	1	2 0	15
0 Saylor Poffenbarger	G 37:37	7-13	2-5	1-3	2 10 12	3 4	17	3	5	2	3 2	19
2 Samara Spencer	G 33:45	5-10	1-3	6-16	0 0 0	4 11	17	4	5	0	0 0	7
24 Jersey Wolfenbarger	G 32:20	2-9	0-3	0-0	3 3 6	1 0	4	0	1	2	3 0	13
3 Chrissy Carr	G 35:42	4-9	4-9	6-8	1 1 2	2 4	18	0	1	0	0 0	13
11 Rylee Langerman	18:13	0-2	0-2	0-0	1 5 6	0 2	0	0	1	1	1 0	8
30 Maryam Dauda	06:09	1-1	0-0	0-0	0 0 0	1 0	1	2	0	2	0 0	-2
55 Emrie Ellis	02:23	0-0	0-0	0-0	0 0 0	0 0	0	0	0	0	0 0	-6
Team					2 1 3		0	0				
Totals	21:48	7-23	14-31	12	25	37	13	26	63	10	20 8	9 2 13

Technical Fouls: NONE

Dead Ball Rebounds: 7, 1

	LU	ARK
Biggest lead	4 (2 nd 6:27)	13 (4 th 0:13)
Best Scoring Run	5 (2 nd 0:16)	9 (3 rd 0:46)
Lead Changes	0	
Times Tied	7	
Time with Lead	10:24	24:04

Points from Turnovers	LU	ARK
Paint	20	26
Second Chance	10	8
Fast Breaks	4	11
Bench	14	2

</

#SIDEBYSIDE



Official Basketball Box Score - Final
Arkansas at Creighton
12/17/22 D.J. Sokol Arena, Omaha, Neb.
2022-23 Women's Basketball

Game Time: 1:00 PM
Game Duration: 2:03
Attendance: 1,050

Officials: Tiara Cruise, Dee Kantner, Pualani Spurlock-Welsh

Arkansas - 83		Record: 13-0											
NO.	Name	Min	FG M-A	3P M-A	FT M-A	Rebounds OR DR TOT	Fouls PF FD	TP	AS	TO	ST	Blocks BS BA	+/-
4	Erynn Barnum	F 29:35	5-9	0-0	5-7	1 1 2	2 4	15	4	0	2	2 0	8
0	Saylor Poffenbarger	G 37:44	6-16	2-7	2-3	4 7 11	3 2	16	3	6	2	0 1	5
2	Samara Spencer	G 36:38	10-17	5-7	1-4	0 4 4	3 4	26	4	1	0	0 2	13
34	Chrissy Carr	G 15:21	0-3	0-3	2-2	0 2 2	2 2	2	0	0	1	0 0	3
43	Makayla Daniels	G 30:00	3-7	2-3	6-8	1 1 2	4 6	14	3	3	0	0 0	1
11	Rylee Langerman	25:26	2-3	2-3	0-0	1 4 5	1 0	6	0	0	0	0 0	2
24	Jersey Wolfenbarger	14:51	0-1	0-1	0-0	1 2 3	1 0	0	0	0	0	0 0	8
30	Maryam Dauda	10:25	1-2	1-2	1-2	0 1 1	1 1	4	1	3	0	0 0	0
Team						1 5 6	0	0	0	0			
Totals			27-58	12-26	17-26	9 27 36	17 19	83	15	13	5	2 3 8	
Technical Fouls: NONE													
Shooting By Period													
1 st		FG%	5-13	38.5%									
3PT%		2-7	28.6%										
FT%		1-6	16.7%										
2 nd		FG%	9-16	56.3%									
3PT%		4-6	66.7%										
FT%		2-4	50%										
3 rd		FG%	7-18	38.9%									
3PT%		4-11	36.4%										
FT%		6-8	75%										
4 th		FG%	6-11	54.5%									
3PT%		2-2	100.0%										
FT%		8-8	100%										
GM FG%		27-58	46.6%										
3PT%		12-26	46.2%										
FT%		17-26	65.4%										
Dead Ball Rebounds: 3, 0													

Creighton - 75		Record: 8-2														
NO. Name		Min	FG	3P	FT	Rebounds		Fouls	TP	AS	TO	ST	Blocks		+/-	
			M-A	M-A	M-A	OR	DR	OT					PF	FF		BS
31 Emma Ronsiek	F	26:02	5-11	1-5	2-2	2	5	7	5	2	13	2	2	0	0	-2
13 Rachael Saunders	G	15:51	2-2	0-0	0-0	1	2	3	4	0	4	2	1	2	0	-6
15 Lauren Jensen	G	30:15	4-16	1-8	4-5	1	3	4	3	3	13	1	3	1	0	-11
21 Molly Mogensen	G	31:27	1-9	1-8	1-2	0	4	4	2	2	4	1	3	1	0	-13
30 Morgan Maly	G	28:43	5-13	2-8	12-12	5	4	9	1	6	24	3	3	0	0	-9
14 Mallory Brake		13:44	0-0	0-0	0-2	2	0	2	0	1	0	1	0	1	1	6
22 Carly Bachelor		27:55	3-8	0-1	0-0	5	6	11	3	2	6	1	0	0	0	-9
11 Kiani Lockett		08:11	0-1	0-0	0-0	0	0	0	1	0	0	2	1	0	0	7
2 Kennedy Townsend		06:11	0-1	0-1	0-0	0	0	0	0	0	0	1	0	0	0	-6
12 Jayme Horan		11:41	3-5	3-4	2-2	1	3	4	1	1	11	0	0	0	0	3
Team						1	1	2			0	1				
Totals			23-66	8-35	21-25	18	28	46	20	17	75	14	14	5	3	-8
Technical Fouls:Saunders 3 rd 9:11																
Dead Ball Rebounds: 2, 0																
Shooting By Period																
1 st FG%			7-19		36.8%											
3PT%			3-13		23.1%											
FT%			0-0		0%											
2 nd FG%			3-12		25.0%											
3PT%			3-7		42.9%											
FT%			7-10		70%											
3 rd FG%			8-20		40.0%											
3PT%			2-10		20.0%											
FT%			2-2		100%											
4 th FG%			5-15		33.3%											
3PT%			0-5		0.0%											
FT%			12-13		92.3%											
GM FG%			23-66		34.8%											
3PT%			8-35		22.9%											
FT%			21-25		84.0%											

Biggest lead		ARK	CRE
11 (3 rd 2:35)		6 (2 nd 7:00)	
Best Scoring Run		11 (3 rd 9:41)	7 (3 rd 7:10)
Lead Changes		4	
Times Tied		9	
Time with Lead		26:10	12:53
Points from Turnovers		ARK 11	CRE 12
Paint		26	24
Second Chance		11	14
Fast Breaks		10	9
Bench		10	17
Period by Period Scoring			
1st 2nd 3rd 4th TOT		ARK 13 24 24 22 83	
CRE 17 16 20 22 75			



Official Basketball Box Score - Final
Oregon at Arkansas
12/20/22 Pechanga Arena, San Diego
2022-23 Women's Basketball

Game Time: 1:00 PM
Game Duration: 1:46
Attendance: 321

Officials: Kim Hobbs, Sal Escho, Scott Osborn

Oregon - 85		Record: 10-1																
NO.	Name	Min	FG		3P	FT	Rebounds			Fouls		TP	AS	TO	ST	Blocks		+/-
			M-A	M-A			M-A	OR	DR	TOT	PF					FD	BS	
40	Grace VanSlooten	F 31:00	10-19	0-0	6-10	3	3	6	3	6	26	1	3	0	2	3	5	1 st FG% 10-20 50.0%
15	Phillipina Kyei	C 25:30	3-6	0-0	0-2	5	9	14	1	2	6	1	1	0	1	1	0	3PT% 2-5 40.0%
2	Chance Gray	G 28:31	3-11	2-5	0-0	0	1	1	1	0	8	1	1	0	0	0	14	FT% 0-0 0%
4	Endyia Rogers	G 33:47	6-13	1-3	7-10	0	3	3	2	9	20	6	1	2	1	0	12	2 nd FG% 4-12 33.3%
12	Te-Hina Paopao	G 32:06	4-10	3-6	1-2	0	5	5	2	1	12	4	2	1	2	0	3	3PT% 0-3 0.0%
0	Taya Hanson	18:01	3-5	1-3	1-2	1	4	5	1	1	8	2	1	0	0	0	-6	FT% 8-14 57.1%
3	Ahise Hurst	23:04	2-6	1-3	0-0	0	4	4	2	1	5	2	0	0	0	0	10	3 rd FG% 7-20 35.0%
11	Taylor Hosendove	08:01	0-0	0-0	0-0	2	3	5	2	0	0	0	1	0	0	0	-3	3PT% 1-3 33.3%
Team						3	4	7		0	0	0						FT% 2-2 100%
Totals			31-70	8-20	15-26	14	36	50	14	20	85	17	10	3	6	4	7	4 th FG% 10-18 55.6%
Technical Fouls: NONE																		3PT% 5-9 55.6%
																		FT% 5-10 50%
																		GM FG% 31-70 44.3%
																		3PT% 8-20 40.0%
																		FT% 15-26 57.7%
																		Dead Ball Rebounds: 6, 0

Arkansas - 78		Record: 13-1													
NO.	Name	Min	FG M-A	M-A	3-4	FT M-A	Rebounds OR DR TOT	Fouls PF FD	TP	AS	TO	ST	Blocks BS BA	+/-	
4	Erynn Barnum	F 27:14	8-17	3-4	3-4	5 4 9	4 2	22	0	0	0	1	1	-8	
0	Saylor Poffenbarger	G 34:09	2-9	1-6	0-0	1 10 11	3 0	5	3	2	1	1	0	0	
2	Samara Spencer	G 38:40	6-18	2-6	6-8	0 7 7	5 7	20	2	1	0	0	3	-6	
34	Chrissy Carr	G 28:27	1-5	1-5	0-0	0 1 1	0 0	3	3	1	1	1	0	1	
43	Makayla Daniels	G 33:47	6-17	3-8	0-0	1 2 3	3 15	1	1	1	0	1	0	-13	
11	Rylee Langerman	24:58	2-4	2-2	1-2	4 3 7	2 2	7	0	3	0	0	1	-10	
30	Mariam Dauda	11:49	3-7	0-0	0-0	1 0 1	3 0	6	1	0	0	2	0	0	
55	Emmie Ellis	00:56	0-0	0-0	0-0	0 1 1	0 0	0	0	0	0	0	0	1	
Team						3 2 5		0	0						
Totals			28-77	12-31	10-14	15 30 45	20 14	78	18	9	4	4	6	-7	
Technical Fouls: NONE															



Official Basketball Box Score - Final
Arkansas at Kentucky
01/01/23 Memorial Coliseum, Lexington
2022-23 Women's Basketball

Game Time: 2:00 PM
Game Duration: 1:52
Attendance: 3,284

Officials: Gina Cross, Karen Preato, Frank Sliatore

Arkansas - 71

Record: 14-3 (1-1)

NO.	Name	Min	FG M-A	3P M-A	FT M-A	Rebounds OR DR TOT	Fouls PF FD	TP	AS	ST	Blocks BS BA	+/-
4	Erynn Barnum	F 29:17	7-11	0-0	3-4	4 4 8	2 4	17	7	3	0	3 1 20
0	Saylor Poffenbarger	G 33:57	8-17	0-3	1-1	2 5 7	2 4	17	3	6	0	2 0 15
2	Samara Spencer	G 33:22	1-8	1-4	3-4	0 2 2	2 3	6	5	1	2	0 1 22
34	Chrissy Carr	G 24:55	3-10	2-8	0-0	0 4 4	2 3	8	1	3	1	0 0 18
43	Makayla Daniels	G 26:22	3-8	3-7	2-2	1 1 2	4 2	11	4	2	0	0 1 15
11	Rylee Langerman	22:54	2-4	2-3	0-0	2 5 7	0 0	6	1	1	1	0 0 23
24	Jersey Wolfenbarger	14:55	2-5	0-0	0-0	0 3 3	2 2	4	0	2	0	0 1 -2
30	Maryam Dauda	10:43	1-1	0-0	0-0	1 2 3	1 0	2	1	0	0	2 0 1
55	Emmie Ellis	02:55	0-0	0-0	0-0	0 1 1	0 0	0	0	0	0	0 0 -5
22	Avery Hughes	00:40	0-0	0-0	0-0	0 0 0	0 0	0	0	1	0	0 0 -2
Team						2 2 4	0	0	0	0	0	
Totals			27-64	8-25	9-11	12 29 41	15 18	71	22	19	4	7 4 21

Technical Fouls:NONE

Dead Ball Rebounds: 4, 0

Kentucky - 50

Record: 8-6 (0-2)

NO.	Name	Min	FG M-A	3P M-A	FT M-A	Rebounds OR DR TOT	Fouls PF FD	TP	AS	ST	Blocks BS BA	+/-
21	Niyah Leveretter	F 18:52	1-4	0-0	3-6	6 3 9	2 3	5	0	3	1	1 0 -7
5	Blair Green	G 33:00	5-19	2-6	2-2	1 1 2	3 1	14	1	3	2	0 1 -13
11	Jada Walker	G 33:17	6-14	0-1	1-2	1 0 1	2 2	13	2	4	2	0 2 -10
22	Maddie Scherr	G 37:51	1-11	0-5	6-7	4 6 10	2 4	8	3	5	0	1 -15
34	Emma King	G 17:41	1-3	0-1	0-0	0 1 1	1 0	2	0	0	1	2 0 -12
13	Ajae Petty	14:21	2-7	0-0	0-0	3 5 8	0 2	4	0	3	2	1 3 -22
25	Adebola Adeyeye	13:47	0-1	0-0	0-0	2 1 3	4 0	0	0	2	0	0 0 0
4	Eniya Russell	13:10	0-1	0-0	0-0	0 3 3	1 1	0	1	3	0	0 0 -19
3	Kennedy Cambridge	05:01	0-0	0-0	0-0	0 0 0	1 0	0	0	0	1	0 0 -4
20	Amiya Jenkins	13:00	1-5	0-1	2-2	1 1 2	2 2	4	1	0	0	0 0 -3
Team						1 1 2	0	0	0	0	0	
Totals			17-65	2-14	14-19	19 22 41	18 15	50	8	23	14	4 7 -21

Technical Fouls:NONE

Dead Ball Rebounds: 5, 1

	AR	UK	Points from	AR	UK	Period by Period Scoring
Biggest lead	27 (3 rd 2:45)	2 (1 st 5:33)	Turnovers	33	10	1st 2nd 3rd 4th TOT
Best Scoring Run	16 (2 nd 7:03)	9 (3 rd 9:16)	Paint	34	28	AR 16 18 19 18 71
Lead Changes	2		Second Chance	9	9	UK 8 11 9 22 50
Times Tied	4		Fast Breaks	4	10	
Time with Lead	36:09	00:35	Bench	12	8	



Official Basketball Box Score - Final
Florida at Arkansas
01/05/23 Bud Walton Arena, Fayetteville
2022-23 Women's Basketball

Game Time: 7:00 PM
Game Duration: 2:05
Attendance: 4,524

Officials: Roy Gubeyan, Ashlee Goode, Brian Garland

Florida - 74

Record: 12-4 (1-2)

NO.	Name	Min	FG M-A	3P M-A	FT M-A	Rebounds OR DR TOT	Fouls PF FD	TP	AS	ST	Blocks BS BA	+/-
25	Faith Dut	F 11:28	0-2	0-1	1-2	0 4 4	5 1	1	0	1	0	1 0 -5
24	Ra Shaya Kyle	C 22:40	6-11	0-0	5-6	2 3 5	2 4	17	0	1	0	0 1 -11
3	Kirsten Deans	G 27:56	4-14	1-7	9-11	0 3 3	3 6	18	1	0	1	0 0 -11
5	Alberte Rimdal	G 25:37	4-10	1-2	0-0	3 1 4	5 0	9	3	2	1	0 0 -18
15	Nina Rickards	G 24:20	1-7	0-2	4-4	1 0 1	4 3	6	0	4	2	0 1 -19
1	Myka Perry	26:18	6-11	2-4	3-5	0 3 3	1 3	17	1	1	0	0 0 -23
2	Talyana Wyche	16:42	1-3	0-0	2-2	0 1 1	3 3	4	0	0	0	1 0 -17
00	Talyah Wyche	15:12	0-3	0-0	0-0	3 2 5	2 0	0	1	1	0	1 -8
20	Jeriah Warren	21:58	0-2	0-2	1-4	5 0 1	2 1	0	1	0	1	0 0 -15
22	Paige Clausen	07:49	0-1	0-0	0-0	0 1 1	2 0	0	0	0	0	0 0 -13
Team						0 1 1	0	0	0	0	0	
Totals			22-64	4-18	26-32	10 23 33	27 21	74	7	10	6	2 3 28

Technical Fouls:Rickards 3rd6:30

Dead Ball Rebounds: 4, 1

Arkansas - 102

Record: 15-3 (2-1)



















NO.	Name	Min	FG M-A	3P M-A	FT M-A	Rebounds OR DR TOT	Fouls PF FD	TP	AS	ST	Blocks BS BA	+/-
4	Erynn Barnum	F 24:35	5-8	1-1	4-8	2 6 8	4 5	15	6	1	1	1 1 16
0	Saylor Poffenbarger	G 17:42	6-8	1-2	3-3	1 7 8	3 2	16	2	2	0	1 0 4
2	Samara Spencer	G 34:19	6-11	3-5	1-1	0 4 4	2 2	16	6	4	0	0 0 27
34	Chrissy Carr	G 31:18	6-15	2-7	2-2	1 0 1	2 1	16	1	1	0	1 23
43	Makayla Daniels	G 30:20	3-10	3-10	7-8	0 1 1	2 8	16	2	1	2	0 0 17
11	Rylee Langerman	18:46	2-4	1-2	3-5	1 2 3	3 3	8	2	1	2	0 0 17
24	Jersey Wolfenbarger	17:47	3-5	0-1	2-2	1 6 7	3 2	8	1	1	1	0 0 9
30	Maryam Dauda	15:20	0-3	0-1	0-0	0 1 1	2 0	0	3	0	0	0 0 11
55	Emmie Ellis	03:42	1-1	1-1	2-2	0 1 1	0 1	5	0	0	0	0 0 6
22	Avery Hughes	02:43	0-0	0-0	2-4	0 0 0	0 2	2	0	0	0	0 0 2
20	Karley Johnson	01:50	0-0	0-0	0-0	0 0 0	1 0	0	0	0	0	0 0 3
21	Loren Lindsey	01:38	0-0	0-0	0-0	0 0 0	0 0	0	0	0	0	0 0 1
Team						5 3 8	0	0	0	0	0	
Totals			32-65	12-30	26-35	11 31 42	22 26	102	23	11	4	3 2 28

Technical Fouls:Barnum 3rd6:30

Dead Ball Rebounds: 7, 3

	UF	ARK	Points from	UF	ARK	Period by Period Scoring
Biggest lead	2 (1 st 9:43)	29 (4 th 0:59)	Turnovers	10	12	1st 2nd 3rd 4th TOT
Best Scoring Run	5 (3 rd 7:22)	11 (2 nd 7:30)	Paint	28	34	UF 19 8 28 19 74
Lead Changes	7		Second Chance	16	16	ARK 24 24 24 30 102
Times Tied	5		Fast Breaks	9	12	
Time with Lead	01:29	35:50	Bench	23	23	

TV/RADIO CHART

0		<div>Saylor Poffenbarger</div> <div>R-Fr. G TR 6-2 Middletown, Md. UConn Major: Recreation & Sport Management</div>	<table><tr><th></th><th>GP-GS</th><th>PPG</th><th>RPG</th><th>APG</th><th>MPG</th></tr><tr><td>Season</td><td>18-18</td><td>9.0</td><td>8.0</td><td>2.8</td><td>31.0</td></tr><tr><td>Career</td><td>30-18</td><td>5.6</td><td>4.9</td><td>1.7</td><td>19.7</td></tr></table>		GP-GS	PPG	RPG	APG	MPG	Season	18-18	9.0	8.0	2.8	31.0	Career	30-18	5.6	4.9	1.7	19.7	<ul style="list-style-type: none">Coming off 16 points and eight rebounds against FloridaHas registered 10+ rebounds on five different occasionsThree-time SEC Freshman of the Week, which is tied for the mostA versatile player who can be put in positions one through fiveTransferred to Arkansas in the winter of 2022 from UConnNo. 2 in defensive rebounds/gm (7.0) and 5 in rebounds in SECWon gold at the 2019 FIBA Americas U16 Championship
	GP-GS	PPG	RPG	APG	MPG																	
Season	18-18	9.0	8.0	2.8	31.0																	
Career	30-18	5.6	4.9	1.7	19.7																	
2		<div>Samara Spencer</div> <div>So. G 1L 5-7 Fort Lauderdale, Fla. St. Thomas Aquinas Major: Recreation & Sport Management</div>	<table><tr><th></th><th>GP-GS</th><th>PPG</th><th>RPG</th><th>APG</th><th>MPG</th></tr><tr><td>Season</td><td>18-18</td><td>15.7</td><td>4.1</td><td>4.6</td><td>33.1</td></tr><tr><td>Career</td><td>49-45</td><td>13.5</td><td>3.8</td><td>3.6</td><td>31.1</td></tr></table>		GP-GS	PPG	RPG	APG	MPG	Season	18-18	15.7	4.1	4.6	33.1	Career	49-45	13.5	3.8	3.6	31.1	<ul style="list-style-type: none">Registered 16 points and six assists against FloridaLogged career-high 32 points w/ 6 3-pointers on her b-day vs. ORUNo. 2 in FT attempts (112), 5 in assists/gm and 9 in scoring in the SEC, and fifth in FT attempts in the NCAANamed SEC Freshman of the Year, first for Arkansas since 2009Won SEC Freshman of the Week four times last seasonLed St. Thomas to state title as a senior
	GP-GS	PPG	RPG	APG	MPG																	
Season	18-18	15.7	4.1	4.6	33.1																	
Career	49-45	13.5	3.8	3.6	31.1																	
4		<div>Erynn Barnum</div> <div>R-Sr. F 3L 6-2 Little Rock, Ark. Little Rock Central Major: Recreation & Sport Management</div>	<table><tr><th></th><th>GP-GS</th><th>PPG</th><th>RPG</th><th>APG</th><th>MPG</th></tr><tr><td>Season</td><td>18-18</td><td>15.3</td><td>6.6</td><td>2.1</td><td>25.7</td></tr><tr><td>Career</td><td>95-28</td><td>8.3</td><td>4.8</td><td>0.8</td><td>16.9</td></tr></table>		GP-GS	PPG	RPG	APG	MPG	Season	18-18	15.3	6.6	2.1	25.7	Career	95-28	8.3	4.8	0.8	16.9	<ul style="list-style-type: none">Tallied 15 points, eight rebounds and six assists vs. Florida for back-to-back near triple-doublesHas had two perfect shooting days, including 8-of-8 vs. A-StateHad career-high 27 points w/ 8 boards vs. TulsaKatrina McClain Preseason Watch List choiceLeading SEC in FG percentage (.622), as well as 11 in scoring and 14 in rebounding, as well as No. 13 nationally in FG percentage
	GP-GS	PPG	RPG	APG	MPG																	
Season	18-18	15.3	6.6	2.1	25.7																	
Career	95-28	8.3	4.8	0.8	16.9																	
11		<div>Rylee Langerman</div> <div>Jr. G 2L 5-9 Norman, Okla. Christian Heritage Major: Biology</div>	<table><tr><th></th><th>GP-GS</th><th>PPG</th><th>RPG</th><th>APG</th><th>MPG</th></tr><tr><td>Season</td><td>18-0</td><td>4.1</td><td>3.9</td><td>0.7</td><td>19.5</td></tr><tr><td>Career</td><td>63-7</td><td>3.0</td><td>3.2</td><td>0.8</td><td>16.7</td></tr></table>		GP-GS	PPG	RPG	APG	MPG	Season	18-0	4.1	3.9	0.7	19.5	Career	63-7	3.0	3.2	0.8	16.7	<ul style="list-style-type: none">Coming off eight points, three rebounds & two steals against FloridaLogged 10 points, five rebounds and four steals vs. TulsaFinding her shot with 12 3-pointers this seasonHas been involved in several tie ups that have been big in gamesAppeared in all 32 games last seasonDominated vs. Mizzou for career-high 17 points (5-for-6 from 3-point)Averaged 3.2 points and 3.7 rebounds per game last season
	GP-GS	PPG	RPG	APG	MPG																	
Season	18-0	4.1	3.9	0.7	19.5																	
Career	63-7	3.0	3.2	0.8	16.7																	
13		<div>Sasha Goforth</div> <div>R-So. G 1L 6-1 Fayetteville, Ark. Oregon State Major: Human Development and Family Sciences</div>	<table><tr><th></th><th>GP-GS</th><th>PPG</th><th>RPG</th><th>APG</th><th>MPG</th></tr><tr><td>Season</td><td>N/A</td><td>N/A</td><td>N/A</td><td>N/A</td><td>N/A</td></tr><tr><td>Career</td><td>52-52</td><td>11.5</td><td>4.3</td><td>1.5</td><td>29.5</td></tr></table>		GP-GS	PPG	RPG	APG	MPG	Season	N/A	N/A	N/A	N/A	N/A	Career	52-52	11.5	4.3	1.5	29.5	<ul style="list-style-type: none">Won't see the floor this season, as she will be redshirtingOnly Hog to start all 32 games last seasonOne of four players who averaged double digits in scoring, logging 11.5 points and 4.8 boards per gameLed the team with 66 blocks, third most in program historyHighly recruited player out of Fayetteville HS, No. 7 nationally
	GP-GS	PPG	RPG	APG	MPG																	
Season	N/A	N/A	N/A	N/A	N/A																	
Career	52-52	11.5	4.3	1.5	29.5																	
15		<div>Ashlyn Sage</div> <div>R-Fr. G 1L 6-2 Weatherford, Okla. Weatherford Major: Psychology</div>	<table><tr><th></th><th>GP-GS</th><th>PPG</th><th>RPG</th><th>APG</th><th>MPG</th></tr><tr><td>Season</td><td>N/A</td><td>N/A</td><td>N/A</td><td>N/A</td><td>N/A</td></tr><tr><td>Career</td><td>15-0</td><td>1.2</td><td>0.8</td><td>0.1</td><td>5.2</td></tr></table>		GP-GS	PPG	RPG	APG	MPG	Season	N/A	N/A	N/A	N/A	N/A	Career	15-0	1.2	0.8	0.1	5.2	<ul style="list-style-type: none">Won't play in 2022-23Started out collegiate career with a bang, going 2-of-2 from beyond the arc for six points vs. Tarleton StatePlayed 15 games off the bench, seven of those SEC gamesNo. 84 overall recruit in Premier Basketball's 2021 rankings
	GP-GS	PPG	RPG	APG	MPG																	
Season	N/A	N/A	N/A	N/A	N/A																	
Career	15-0	1.2	0.8	0.1	5.2																	
20		<div>Karley Johnson</div> <div>Fr. G FR 5-9 Mustang, Okla. Mustang Major: Undecided</div>	<table><tr><th></th><th>GP-GS</th><th>PPG</th><th>RPG</th><th>APG</th><th>MPG</th></tr><tr><td>Season</td><td>7-0</td><td>0.1</td><td>0.3</td><td>0.1</td><td>3.2</td></tr><tr><td>Career</td><td>7-0</td><td>0.1</td><td>0.3</td><td>0.1</td><td>3.2</td></tr></table>		GP-GS	PPG	RPG	APG	MPG	Season	7-0	0.1	0.3	0.1	3.2	Career	7-0	0.1	0.3	0.1	3.2	<ul style="list-style-type: none">Only signee in fall classScored first collegiate point off FT at Little RockMade collegiate debut vs. UCA and has appeared in seven gamesTabbed a 2022 McDonald's All-American nomineeAs a senior at Mustang HS, averaged 12.3 points, 4.3 rebounds and 3.1 assists per game
	GP-GS	PPG	RPG	APG	MPG																	
Season	7-0	0.1	0.3	0.1	3.2																	
Career	7-0	0.1	0.3	0.1	3.2																	
21		<div>Loren Lindsey</div> <div>Fr. G FR 5-11 Fayetteville, Ark. Fayetteville Major: Finance</div>	<table><tr><th></th><th>GP-GS</th><th>PPG</th><th>RPG</th><th>APG</th><th>MPG</th></tr><tr><td>Season</td><td>6-0</td><td>0.0</td><td>0.0</td><td>0.0</td><td>2.1</td></tr><tr><td>Career</td><td>6-0</td><td>0.0</td><td>0.0</td><td>0.0</td><td>2.1</td></tr></table>		GP-GS	PPG	RPG	APG	MPG	Season	6-0	0.0	0.0	0.0	2.1	Career	6-0	0.0	0.0	0.0	2.1	<ul style="list-style-type: none">Local standout player out of Fayetteville HSMade collegiate debut versus UCA and has played in six gamesTabbed to the All-Conference 6A West All-Defensive TeamNamed Northwest Arkansas Democrat Gazette Player of the WeekLed team to state semifinals in 2020 with 55-53 win, and the championship game was not played due to Covid-19
	GP-GS	PPG	RPG	APG	MPG																	
Season	6-0	0.0	0.0	0.0	2.1																	
Career	6-0	0.0	0.0	0.0	2.1																	
22		<div>Avery Hughes</div> <div>Sr. G 3L 5-7 Bentonville, Ark. Bentonville Major: Nursing</div>	<table><tr><th></th><th>GP-GS</th><th>PPG</th><th>RPG</th><th>APG</th><th>MPG</th></tr><tr><td>Season</td><td>8-0</td><td>1.1</td><td>0.0</td><td>0.1</td><td>2.8</td></tr><tr><td>Career</td><td>43-0</td><td>1.0</td><td>0.1</td><td>0.2</td><td>3.6</td></tr></table>		GP-GS	PPG	RPG	APG	MPG	Season	8-0	1.1	0.0	0.1	2.8	Career	43-0	1.0	0.1	0.2	3.6	<ul style="list-style-type: none">Scored in her fourth game this year with two points against FloridaLogged season-high four points in three minutes against TroyFormer walk-on, earned a scholarship prior to 2021-22 seasonExpect more minutes played by Hughes this seasonHas appeared in seven games this seasonBentonville HS's second leading scorer
	GP-GS	PPG	RPG	APG	MPG																	
Season	8-0	1.1	0.0	0.1	2.8																	
Career	43-0	1.0	0.1	0.2	3.6																	
24		<div>Jersey Wolfenbarger</div> <div>So. F 1L 6-5 Fort Smith, Ark. Northside Major: Psychology</div>	<table><tr><th></th><th>GP-GS</th><th>PPG</th><th>RPG</th><th>APG</th><th>MPG</th></tr><tr><td>Season</td><td>16-3</td><td>5.0</td><td>4.7</td><td>0.3</td><td>19.5</td></tr><tr><td>Career</td><td>46-26</td><td>6.6</td><td>4.5</td><td>0.8</td><td>21.3</td></tr></table>		GP-GS	PPG	RPG	APG	MPG	Season	16-3	5.0	4.7	0.3	19.5	Career	46-26	6.6	4.5	0.8	21.3	<ul style="list-style-type: none">Coming off eight points and seven rebounds vs. FloridaLogged season-high 15 points with six rebounds vs. Arkansas StatePulled down a career-high 12 boards against Oral RobertsNamed to SEC All-Freshman TeamRecorded two double-doubles as a freshman, started in all SEC gamesNo. 7 overall recruit and No. 1 wing player in the ESPN HoopGurlz 2021 recruiting rankings at the time of her signing
	GP-GS	PPG	RPG	APG	MPG																	
Season	16-3	5.0	4.7	0.3	19.5																	
Career	46-26	6.6	4.5	0.8	21.3																	
30		<div>Maryam Dauda</div> <div>R-Fr. F FR 6-4 Bentonville, Ark. Bentonville Major: International Business</div>	<table><tr><th></th><th>GP-GS</th><th>PPG</th><th>RPG</th><th>APG</th><th>MPG</th></tr><tr><td>Season</td><td>18-0</td><td>4.4</td><td>3.4</td><td>0.8</td><td>14.3</td></tr><tr><td>Career</td><td>18-0</td><td>4.4</td><td>3.4</td><td>0.8</td><td>14.3</td></tr></table>		GP-GS	PPG	RPG	APG	MPG	Season	18-0	4.4	3.4	0.8	14.3	Career	18-0	4.4	3.4	0.8	14.3	<ul style="list-style-type: none">Sat out during 2021-22 season recovering from ACL injuryHas scored in all but three games & had three assists vs. UFLogged career-high 11 points with eight rebounds against Arkansas State for her third double-digit scoring game of season13th-ranked player and top post player in the ESPN HoopGurlz 2021 recruiting class at her time of signingConsensus five-star recruit and McDonald's All-American
	GP-GS	PPG	RPG	APG	MPG																	
Season	18-0	4.4	3.4	0.8	14.3																	
Career	18-0	4.4	3.4	0.8	14.3																	
34		<div>Chrissy Carr</div> <div>R-Sr. G TR 6-1 Eden Prairie, Minn. Syracuse Major: Operations Management</div>	<table><tr><th></th><th>GP-GS</th><th>PPG</th><th>RPG</th><th>APG</th><th>MPG</th></tr><tr><td>Season</td><td>18-18</td><td>11.3</td><td>3.8</td><td>0.5</td><td>27.5</td></tr><tr><td>Career</td><td>133-131</td><td>11.4</td><td>3.7</td><td>1.2</td><td>29.4</td></tr></table>		GP-GS	PPG	RPG	APG	MPG	Season	18-18	11.3	3.8	0.5	27.5	Career	133-131	11.4	3.7	1.2	29.4	<ul style="list-style-type: none">Coming off 16 points off six field goals against FloridaLeads team with 37 3-pointersNamed to Paradise Jam All-Tournament TeamRacked five 3's vs. Clemson & led w/ 18 vs. K-State (former team)Logged season-high 22 points at Little RockNinth in 3s/gm (2.1) in SEC & No. 5 in 3-point attempts in NCAAAcross five seasons, has started in all but two games in her career
	GP-GS	PPG	RPG	APG	MPG																	
Season	18-18	11.3	3.8	0.5	27.5																	
Career	133-131	11.4	3.7	1.2	29.4																	
43		<div>Makayla Daniels</div> <div>Sr. G 3L 5-8 Frederick, Md. Frederick Major: Recreation & Sport Management</div>	<table><tr><th></th><th>GP-GS</th><th>PPG</th><th>RPG</th><th>APG</th><th>MPG</th></tr><tr><td>Season</td><td>15-15</td><td>13.6</td><td>4.0</td><td>3.0</td><td>30.0</td></tr><tr><td>Career</td><td>103-103</td><td>11.8</td><td>3.4</td><td>2.5</td><td>27.3</td></tr></table>		GP-GS	PPG	RPG	APG	MPG	Season	15-15	13.6	4.0	3.0	30.0	Career	103-103	11.8	3.4	2.5	27.3	<ul style="list-style-type: none">Recorded 16 points against FloridaNo. 5 in 3-point perc. (.384), 6 in 3FGs (2.2) & 8 in FT perc. (.775) in SECAll-SEC Preseason Second Team choiceTabbed Paradise Jam Reef Tournament MVP after tallying 17.3 points, 5.7 rebounds, 2.7 assists and 2.0 steals per gameLeading returning scorer (14.0) and rebounder (5.3) from 2021-22 teamNo. 23 all-time career scorer at Arkansas (1,202)Only player on roster to start in all collegiate game appearances
	GP-GS	PPG	RPG	APG	MPG																	
Season	15-15	13.6	4.0	3.0	30.0																	
Career	103-103	11.8	3.4	2.5	27.3																	
55		<div>Emrie Ellis</div> <div>So. F 1L 6-3 Vanoss, Okla. Vanoss Major: Exercise Science</div>	<table><tr><th></th><th>GP-GS</th><th>PPG</th><th>RPG</th><th>APG</th><th>MPG</th></tr><tr><td>Season</td><td>14-0</td><td>0.9</td><td>0.9</td><td>0.0</td><td>6.2</td></tr><tr><td>Career</td><td>41-0</td><td>2.2</td><td>1.7</td><td>0.4</td><td>9.3</td></tr></table>		GP-GS	PPG	RPG	APG	MPG	Season	14-0	0.9	0.9	0.0	6.2	Career	41-0	2.2	1.7	0.4	9.3	<ul style="list-style-type: none">Matched season-high five points vs. Florida off perfect shooting dayAppeared in 8+ minutes and had a field goal vs. ORUPlayed in 27 games during her freshman seasonHer five blocks vs. UAPB in 2021 was most by a freshman Hog since 2014Had 11 points and five boards in 27 minutes vs. Auburn last yearNo. 48 overall recruit in ASGR's 2021 recruiting rankings
	GP-GS	PPG	RPG	APG	MPG																	
Season	14-0	0.9	0.9	0.0	6.2																	
Career	41-0	2.2	1.7	0.4	9.3																	
HC		<div>Mike Neighbors</div> <div>Sixth season, 10th overall Alma Mater: Arkansas '93</div>	<div>Career: 209-108 (10th) AR: 111-67 (6)</div> <ul style="list-style-type: none">Started season 13-0Passed 100 wins at Arkansas and 200 in his careerProud Arkansas native	<div>AHC</div> <div></div> <div>Todd Schaefer Sixth Season</div> <div>AC</div> <div></div> <div>Pauline Love Fourth Season</div> <div></div> <div>Lacey Goldwire Fourth Season</div>																		



Saylor Poffenbarger
R-Fr. | 6-2 | G
Middletown, Md.



Samara Spencer
So. | 5-7 | G
Fort Lauderdale, Fla.



Erynn Barnum
R-Sr. | 6-2 | F
Little Rock, Ark.



Rylee Langerman
Jr. | 5-9 | G
Norman, Okla.



Sasha Goforth
Jr. | 6-1 | G
Fayetteville, Ark.



Ashlyn Sage
So. | 6-2 | G
Weatherford, Okla.



Karley Johnson
Fr. | 5-9 | G
Mustang, Okla.



Loren Lindsey
Fr. | 5-11 | G
Fayetteville, Ark.



Avery Hughes
Sr. | 5-7 | G
Bentonville, Ark.



Jersey Wolfenbarger
So. | 6-5 | G/F
Fort Smith, Ark.




Maryam Dauda
R-Fr. | 6-4 | F
Bentonville, Ark.



Chrissy Carr
R-Sr. | 6-1 | G
Eden Prairie, Minn.



Makayla Daniels
Sr. | 5-9 | G
Frederick, Md.



Emrie Ellis
So. | 6-3 | F
Vanoss, Okla.



Mike Neighbors
Head Coach
Sixth Season



Todd Schaefer
Associate Head Coach
Sixth Season



Pauline Love
Assistant Coach
Sixth Season



Lacey Goldwire
Assistant Coach
Fourth Season



Amber Shirey
Director of Operations



Jayci Stone
Director of SA Development



Jeff Brazil
Special Assistant to the HC



Simone Rush
Head Athletic Trainer