



RAZORBACKS®

2022-23 Women's Basketball Game Notes

Kylie Magar | Assistant Director, Communications
E: kmagar@uark.edu | ArkansasRazorbacks.com

2022-23 SCHEDULE

| Date | Opponent | Time | TV/RESULT |
|---------|------------------------|----------|---------------|
| Nov. 2 | vs. UAFS (exhibition) | 7 PM | W, 92-62 |
| Nov. 7 | at UAPB | 6 PM | W, 70-50 |
| Nov. 11 | Central Arkansas | 10:30 AM | W, 72-34 |
| Nov. 14 | Tulsa | 7 PM | W, 79-70 |
| Nov. 17 | Kent State | 7 PM | W, 80-59 |
| Nov. 20 | at Little Rock | 1 PM | W, 93-49 |
| Nov. 24 | Northern Arizona | 5:45 PM | W, 82-73 |
| Nov. 25 | Clemson | 8 PM | W, 76-62 |
| Nov. 26 | No. 25 Kansas State | 8 PM | W, 69-53 |
| Dec. 1 | Troy | 7 PM | W, 87-70 |
| Dec. 4 | Oral Roberts | 2 PM | W, 92-58 |
| Dec. 8 | Lamar | 7 PM | W, 63-50 |
| Dec. 11 | Arkansas State | 3 PM | W, 77-63 |
| Dec. 17 | at No. 16/16 Creighton | 1 PM | W, 83-75 |
| Dec. 20 | No. 16/15 Oregon+ | 3 PM | L, 85-78 |
| Dec. 21 | USF+ | 3 PM | L, 66-65 (OT) |
| Dec. 29 | No. 9/9 LSU* | 6 PM | L, 69-45 |
| Jan. 1 | at Kentucky* | 1 PM | W, 71-50 |
| Jan. 5 | Florida* | 7 PM | W, 102-74 |
| Jan. 8 | at Missouri* | 2 PM | W, 77-55 |
| Jan. 16 | Vanderbilt* | 6 PM | SECN |
| Jan. 19 | at LSU* | 8 PM | SECN |
| Jan. 22 | at South Carolina* | 2 PM | ESPN2 |
| Jan. 26 | Alabama* | 6 PM | SECN |
| Jan. 29 | Ole Miss* | 4 PM | SECN |
| Feb. 5 | at Auburn* | 2 PM | SECN |
| Feb. 9 | at Vanderbilt* | 8 PM | SECN |
| Feb. 12 | Missouri* | 2 PM | SECN+ |
| Feb. 16 | Tennessee* | 6 PM | SECN |
| Feb. 19 | at Georgia* | 11 AM | ESPN2/SECN |
| Feb. 23 | at Mississippi State* | 8 PM | SECN |
| Feb. 26 | Texas A&M* | 11 AM | ESPN2/SECN |

*-SEC Contest

\$-Paradise Jam (St. Thomas, U.S. Virgin Islands)

+San Diego Invitational (San Diego, Calif.)

20 ARKANSAS VS. VANDERBILT | BUD WALTON ARENA | JAN. 16 | SECN

Arkansas
Razorbacks



VS.



Vanderbilt
Commodores

Record 16-3
Conference Record 3-1
AP Poll RV (33)
USA Today Coaches Poll No. 23
Head Coach Mike Neighbors
HC Record at UofA (Yrs) 112-67 (6th season)
HC Career Record (Yrs) 210-108 (10th season)
Neighbors' Record vs. Vandy 3-2

Record 9-9
Conference Record 0-4
AP Poll N/A
USA Today Coaches Poll N/A
Head Coach Shea Ralph
HC Record at Vandy (Yrs) 25-28 (2nd season)
HC Career Record (Yrs) Same
Ralph's Record vs. UofA 1-0

LAST STARTING 5



#43 MAKAYLA DANIELS

Sr. | G | 5-8 | Frederick, Md.

| | | | |
|------|-----|-----|------|
| PPG | RPG | APG | MPG |
| 13.3 | 4.1 | 2.9 | 30.2 |



#2 SAMARA SPENCER

So. | G | 5-7 | Fort Lauderdale, Fla.

| | | | |
|------|-----|-----|------|
| PPG | RPG | APG | MPG |
| 15.0 | 4.3 | 4.6 | 33.2 |



#0 SAYLOR POFFENBARGER

R-Fr. | F | 6-2 | Middletown, Md.

| | | | |
|-----|-----|-----|------|
| PPG | RPG | APG | MPG |
| 9.8 | 7.9 | 2.7 | 31.2 |



#34 CHRISSY CARR

R-Sr. | G | 6-1 | Edern Prairie, Minn.

| | | | |
|------|-----|-----|------|
| PPG | RPG | APG | MPG |
| 11.5 | 3.8 | 0.5 | 27.5 |



#4 ERYNN BARNUM

R-Sr. | F | 6-2 | Little Rock, Ark.

| | | | |
|------|-----|-----|------|
| PPG | RPG | APG | MPG |
| 15.6 | 6.8 | 2.1 | 26.2 |

SNAPSHOT:

- Put up nine points and five boards at Missouri
- No. 21 all-time in career scoring (1,227) and No. 18 in career assists (263)
- Sixth in 3-point percentage (.382) in the SEC
- Leading returning scorer & rebounder
- Has started in all 104 career collegiate games

SNAPSHOT:

- Pulled down career-high nine boards and logged six assists at Missouri
- Earned first double-double vs. Oregon w/ 26 points, 10 assists and 7 rebounds
- No. 5 in assists and No. 11 in scoring in SEC
- Tabbed the 2022 SEC Freshman of the Year

SNAPSHOT:

- Earned career-high 24 points with six rebounds at Missouri
- Has three double-doubles & five 10+ rebound games
- Three-time SEC Freshman of the Week honoree
- No. 2 in def. RPG & No. 5 in rebounding in the SEC

SNAPSHOT:

- Coming off 16 points and four boards at Missouri
- Leads team with 41 triples
- Has started in 132 career games
- Seventh in 3-pointers/gm (2.2) and ninth in 3-point percentage (.313) in the SEC

SNAPSHOT:

- Earned second double-double of the season with 21 points and 11 rebounds at Missouri
- Katrina McClain Preseason Watch List
- Leads SEC in FG% (.627), seventh in scoring and 11th in rebounds per game
- 12th in FG% in NCAA

FOLLOW, WATCH & LISTEN



@RAZORBACKWBB

TV: SECN

On the Call: Brenda VanLengen and Steffi Sorensen

Razorback Sports Network from Learfield (Radio)

Phil Elson - <http://143.223.155.160/audio>
Fayetteville - KQSM-FM-92.1 /// KYNG-AM - 1590*
Fort Smith - KFPW-AM-1230 /// KHGG-AM-1580



NEIGHBORHOOD WATCH

→ Arkansas women's basketball is No. 23 in the USA Today/WBCA Coaches Poll and the last team out of the AP top 25 poll, racking in the 26th most votes with 33. The Razorbacks were ranked for four straight weeks in the AP and WBCA Coaches polls prior to the team's third loss of the season (#21, #21, #17 and #24 in AP)

→ Coming into the team's fifth SEC contest of the season, Arkansas is 3-1, which is the best start for the program in league play since 2005-06 when the program also started the conference slate 3-1

→ With Arkansas' 77-55 win at Missouri, the Razorbacks held the Tigers to a season low in points, which was also the largest defeat inside Mizzou Arena since Dec. 2019

→ The Razorbacks have won their last three games by an average margin of 23.7 points per game. Two of those games were on the road, as Arkansas has improved its true road record to 5-0

→ Arkansas is looking to get its fourth win of the last five games against Vanderbilt after dropping last year's matchup in Nashville (L, 54-51). These two teams will face each other twice in the regular season

→ **Mike Neighbors** has led the program to another winning year in the regular season, as the Razorbacks have 16 wins. This marks the fifth regular season winning year for coach at Arkansas

→ The Razorbacks are 7-1 at home this season

→ The team finished the non-conference slate at 13-2, with its win total leading the country for majority of the non-conference season. Arkansas played the maximum allotted games in the non-conference season with 15

→ The team has a well-balanced offensive attack with four players averaging double digits in scoring, almost all five starters

→ **Erynn Barnum** paces the Razorbacks with 15.6 points per game, while leading the SEC in field goal percentage at .627. She is also tied for a team's most blocks with 21

→ **Saylor Poffenbarger** continues to bring great defense to the team, leading the way in rebounding with 7.9 per game, 131 of her 150 rebounds coming on the defensive side. **Poffenbarger** also ties for the team's leader in blocks with 21

→ **Samara Spencer** is the second leading scorer with 15.0 points per game and leads the team in assists with 88, 4.6 per game

→ **Makayla Daniels** leads the team in steals with 25, while also averaging 13.3 points per game

→ **Chrissy Carr** puts up 11.5 points per game and leads the squad with 41 3-pointers

→ The team leads the SEC in least turnovers per game with 13.6

→ Arkansas gets to the line 25.0 times per game, which is fourth in the country, second in the SEC behind LSU

→ In the SEC, Arkansas leads in 3-point attempts per game (26.8) and is No. 2 in 3-pointers per game (8.5)

→ The Razorbacks have outrebounded opponents in 13 games. The team's 31.4 defensive rebounds per game is the 12th most in the country

→ Head coach **Mike Neighbors** earned his 200th win in late November at the Paradise Jam in the Virgin Islands versus Northern Arizona (W, 82-73) and surpassed 100 wins at Arkansas following the team's 80-59 win over Kent State

→ With **Neighbors** in charge, the Hogs are coming off back-to-back NCAA Tournament appearances (should be back-to-back-to-back had the COVID-19 pandemic have not cancelled the 2020 tournament) and four consecutive winning seasons. **Neighbors** also has the most wins of any collegiate coach with 10 years of experience

→ The Razorbacks were projected to finish fourth in the SEC Preseason Media Poll and tied for fifth in the SEC Preseason Coaches Poll. **Daniels** represents Arkansas on the Preseason Second Team (Coaches Poll)

HEADLINERS

→ Arkansas has started the season 16-3, which is the best start in the regular season for a program since 2007-08 when that team also won 16 times in its first 19 games

→ The Razorbacks have gotten off to slow starts in SEC play in years past, but its 3-1 start in league play is the best for the program since 2005-06

→ Arkansas trails 11-26 in the all-time series against Vanderbilt, and the teams have been even in the last 10 games of the series, as the programs are tied at 5-5

→ Arkansas looks to continue to improve upon its record at home, and with a win, the Razorbacks will begin their home slate 8-1

→ **Makayla Daniels** continues to move steadily in career all-time records. She is No. 21 in scoring (1,227), which is 12 points shy of cracking the top 20 in scoring by tying with **Cheryl Orcholski** with 1,239. **Daniels** is also No. 18 in career assists (263), only two away from tying **Lyndsay Harris** at No. 17 (265), as well as No. 10 in career starts (104)

SCOUTING VANDERBILT ABOUT THE COMMODORES

→ Vanderbilt was picked to finish 14th in the SEC Preseason Media and Coaches polls after finishing 16-19 and making it to the third round of the WNIT last season

→ The Commodores are 9-9 this season, starting the year with a five-game winning streak. The team's most quality wins have come on the road at Louisiana Tech (75-70, OT), Columbia (74-63) and Western Kentucky (82-71)

→ **Ciaja Harbison** leads Vandy with 19.3 points per game and 74 total assists

→ **Sacha Washington** pulls down 7.6 rebounds per game, which paces the team. She also logs 10.1 points per game

BENCHMARK PERFORMANCES

| 10+ POINTS | 19-20 | 20-21 | 21-22 | 22-23 | TOT |
|---------------------|-------|-------|-------|-------|-----|
| Makayla Daniels | 12 | 19 | 19 | 13 | 63 |
| Erynn Barnum | 4 | 9 | 6 | 15 | 34 |
| Samara Spencer | - | - | 20 | 13 | 33 |
| Jersey Wolfenbarger | - | - | 12 | 2 | 14 |
| Chrissy Carr | - | - | - | 12 | 12 |
| Saylor Poffenbarger | - | - | - | 9 | 9 |
| Maryam Dauda | - | - | - | 3 | 3 |
| Rylee Langerman | - | 0 | 1 | 1 | 2 |
| Emrie Ellis | - | - | 1 | 0 | 1 |

| 20+ POINTS | 19-20 | 20-21 | 21-22 | 22-23 | TOT |
|---------------------|-------|-------|-------|-------|-----|
| Makayla Daniels | 2 | 1 | 5 | 2 | 10 |
| Samara Spencer | - | - | 3 | 5 | 8 |
| Erynn Barnum | 0 | 0 | 0 | 5 | 5 |
| Chrissy Carr | - | - | - | 1 | 1 |
| Saylor Poffenbarger | - | - | - | 1 | 1 |

| 30+ POINTS | 19-20 | 20-21 | 21-22 | 22-23 | TOT |
|-----------------|-------|-------|-------|-------|-----|
| Makayla Daniels | 0 | 0 | 2 | 0 | 2 |
| Samara Spencer | - | - | 0 | 1 | 1 |

| 5+ 3-POINTERS | 19-20 | 20-21 | 21-22 | 22-23 | TOT |
|-----------------|-------|-------|-------|-------|-----|
| Samara Spencer | - | - | 1 | 2 | 3 |
| Makayla Daniels | 1 | 0 | 1 | 0 | 2 |
| Chrissy Carr | - | - | - | 1 | 1 |
| Rylee Langerman | - | 0 | 1 | 0 | 1 |

| 50% FG (8 ATT.) | 19-20 | 20-21 | 21-22 | 22-23 | TOT |
|---------------------|-------|-------|-------|-------|-----|
| Erynn Barnum | 3 | 6 | 3 | 11 | 23 |
| Makayla Daniels | 4 | 3 | 10 | 3 | 20 |
| Samara Spencer | - | - | 8 | 6 | 14 |
| Jersey Wolfenbarger | - | - | 6 | 1 | 7 |
| Saylor Poffenbarger | - | - | - | 4 | 4 |
| Chrissy Carr | - | - | - | 3 | 3 |
| Rylee Langerman | - | 0 | 1 | 0 | 1 |

| 10+ REBOUNDS | 19-20 | 20-21 | 21-22 | 22-23 | TOT |
|---------------------|-------|-------|-------|-------|-----|
| Saylor Poffenbarger | - | - | - | 5 | 5 |
| Erynn Barnum | 1 | 1 | 1 | 2 | 5 |
| Jersey Wolfenbarger | - | - | 2 | 1 | 3 |
| Makayla Daniels | 0 | 0 | 1 | 0 | 1 |
| Rylee Langerman | - | 0 | 1 | 0 | 1 |

| 15+ REBOUNDS | 19-20 | 20-21 | 21-22 | 22-23 | TOT |
|---------------------|-------|-------|-------|-------|-----|
| 5+ ASSISTS | 19-20 | 20-21 | 21-22 | 22-23 | TOT |
| Makayla Daniels | 3 | 2 | 6 | 1 | 12 |
| Samara Spencer | - | - | 5 | 8 | 13 |
| Saylor Poffenbarger | - | - | - | 4 | 4 |
| Erynn Barnum | 0 | 0 | 0 | 2 | 2 |

| 3+ BLOCKS | 19-20 | 20-21 | 21-22 | 22-23 | TOT |
|---------------------|-------|-------|-------|-------|-----|
| Erynn Barnum | 3 | 1 | 0 | 2 | 6 |
| Jersey Wolfenbarger | - | - | 2 | 2 | 4 |
| Emrie Ellis | - | - | 2 | 0 | 2 |
| Saylor Poffenbarger | - | - | - | 2 | 2 |
| Maryam Dauda | - | - | - | 1 | 1 |

| 5+ STEALS | 19-20 | 20-21 | 21-22 | 22-23 | TOT |
|-----------------|-------|-------|-------|-------|-----|
| Makayla Daniels | 4 | 1 | 1 | 0 | 6 |
| Erynn Barnum | 0 | 0 | 2 | 1 | 3 |
| Rylee Langerman | - | 0 | 1 | 0 | 1 |
| Samara Spencer | - | - | 1 | 0 | 1 |

| DOUBLE-DOUBLES | 19-20 | 20-21 | 21-22 | 22-23 | TOT |
|---------------------|-------|-------|-------|-------|-----|
| Erynn Barnum | 1 | 1 | 0 | 2 | 4 |
| Saylor Poffenbarger | - | - | - | 3 | 3 |
| Jersey Wolfenbarger | - | - | 2 | 0 | 2 |

Stat Comparison

| UA | Vandy |
|-----------|-----------------------|
| 76.9..... | Scoring.....66.9 |
| 61.3..... | Opp. Scoring.....64.9 |
| .418..... | FG %......412 |
| .341..... | Def. FG%......416 |
| .318..... | 3-pt. %......331 |
| 8.5..... | 3-pt./gm......6.1 |
| .642..... | FT%......735 |
| 42.7..... | Reb./gm......32.9 |
| 14.2..... | Assists/gm......12.2 |
| 13.6..... | TO/gm......15.2 |
| +3.3..... | TO Margin.....+3.2 |
| 6.9..... | Steals/gm......8.7 |
| 4.1..... | Blocks/gm......3.3 |

2022-23 SOUTHEASTERN CONFERENCE STANDINGS

| CONFERENCE STANDINGS | | | | | | | | | | | | | | |
|----------------------|------|-------|-----|-----|---------|-------|------|-----|-----|--------|--------|--------|--------|---------|
| CONFERENCE | | | | | OVERALL | | | | | AP | | | | COACHES |
| W-L | Pct. | H | A | | W-L | Pct. | H | A | N | Streak | vs T10 | vs T25 | vs T10 | vs T25 |
| LSU | 5-0 | 1.000 | 2-0 | 3-0 | 17-0 | 1.000 | 9-0 | 4-0 | 4-0 | W17 | 0-0 | 2-0 | 0-0 | 2-0 |
| Ole Miss | 5-0 | 1.000 | 2-0 | 3-0 | 16-2 | .889 | 10-0 | 5-1 | 1-1 | W9 | 0-0 | 0-1 | 0-0 | 0-1 |
| South Carolina | 5-0 | 1.000 | 2-0 | 3-0 | 17-0 | 1.000 | 9-0 | 7-0 | 1-0 | W17 | 1-0 | 3-0 | 1-0 | 3-0 |
| Tennessee | 5-0 | 1.000 | 2-0 | 3-0 | 13-6 | .684 | 9-2 | 3-2 | 1-2 | W6 | 0-2 | 0-4 | 0-2 | 0-4 |
| Arkansas | 3-1 | .750 | 1-1 | 2-0 | 16-3 | .842 | 8-1 | 5-0 | 3-2 | W3 | 0-1 | 2-2 | 0-1 | 1-2 |
| Missouri | 3-2 | .600 | 1-2 | 2-0 | 14-4 | .778 | 8-3 | 4-0 | 2-1 | L2 | 0-1 | 0-2 | 0-2 | 0-2 |
| Alabama | 2-2 | .500 | 1-1 | 1-1 | 13-4 | .765 | 8-1 | 4-2 | 1-1 | W1 | 0-0 | 0-1 | 0-0 | 0-1 |
| Georgia | 2-3 | .400 | 1-2 | 1-1 | 13-6 | .684 | 8-3 | 2-1 | 3-2 | L1 | 0-2 | 0-2 | 0-1 | 0-2 |
| Florida | 1-3 | .250 | 0-2 | 1-1 | 12-5 | .706 | 7-2 | 3-2 | 2-1 | L2 | 0-0 | 0-1 | 0-0 | 0-1 |
| Mississippi State | 1-3 | .250 | 0-2 | 1-1 | 12-5 | .706 | 8-2 | 1-2 | 3-1 | L3 | 0-1 | 0-1 | 0-1 | 0-2 |
| Auburn | 0-4 | .000 | 0-2 | 0-2 | 10-6 | .625 | 9-3 | 0-2 | 1-1 | L4 | 0-2 | 0-2 | 0-2 | 0-2 |
| Kentucky | 0-5 | .000 | 0-3 | 0-2 | 8-9 | .471 | 6-6 | 1-2 | 1-1 | L5 | 0-2 | 0-4 | 0-2 | 0-5 |
| Texas A&M | 0-5 | .000 | 0-3 | 0-2 | 5-10 | .333 | 5-5 | 0-5 | 0-0 | L6 | 0-1 | 0-1 | 0-1 | 0-1 |
| Vanderbilt | 0-4 | .000 | 0-2 | 0-2 | 9-9 | .500 | 6-4 | 3-3 | 0-2 | L4 | 0-1 | 0-2 | 0-1 | 0-2 |

2022-23 SEC Preseason
Media Poll

1. South Carolina
2. Tennessee
3. LSU
4. **Arkansas**
5. Ole Miss
6. Florida
7. Kentucky
8. Mississippi State
9. Georgia
10. Alabama
11. Texas A&M
12. Missouri
13. Auburn
14. Vanderbilt

2022-23 SEC Preseason
Coaches' Poll

1. South Carolina
2. Tennessee
3. LSU
4. Alabama
5. **Arkansas**
6. Mississippi State
7. Florida
8. Ole Miss
9. Georgia
10. Kentucky
11. Texas A&M
12. Missouri
13. Auburn
14. Vanderbilt

→ **Marnelle Garraud** averages 13.1 points per game

ABOUT THE HEAD COACH

→ **Shea Ralph** is in her second year at the helm of Vandy, leading the Commodores to their first postseason appearance since 2014 last season with the team's third round appearance in the WNIT

→ **Ralph** also helped the Commodores win its first SEC Tournament game in six years with an 85-69 win over Texas A&M

→ She had a storied career as a player at UConn, working for the Huskies as an assistant for 13 years prior to her move to Nashville as a head coach

SERIES HISTORY OF VANDERBILT VS. ARKANSAS

→ Vanderbilt and Arkansas have played one another 37 times with the Commodores holding a 26-11 advantage

→ The two teams have played one another every year (apart from 2021 when Vandy cancelled its season) since 1992, Arkansas' first year in the SEC

→ In the last 10 meetings, the series is tied at 5-5, while Arkansas has the 3-1 advantage in the last four games

→ Monday's game will be the first one of this series played in Fayetteville since 2019

→ Arkansas opened road SEC play at Vanderbilt last season, getting edged out, 54-51. **Sasha Goforth** led the Razorbacks with a double-double of 17 points and 11 rebounds, while **Makayla Daniels** logged seven points and nine rebounds

LAST TIME OUT

→ Arkansas earned its third 20+-point victory in a row to defeat Missouri in Columbia, 77-55, which marked eight straight victories over the Tigers

→ The Razorbacks saw two players with 20 points, led by **Saylor Poffenbarger**, who put up a career-high 24 points and six rebounds at her mom's alma mater

→ **Erynn Barnun** logged her second double-double of the season after registering 21 points and 11 rebounds

→ **Chrissy Carr** made timely shots to finish with 16 points, four of those shots coming off 3-pointers, and led the team in +/- at +26

→ **Samara Spencer** pulled down a career-high nine rebounds, all defensive, while tallying six assists

→ Arkansas had the edge in points in the paint, 40-22, while outrebounding the Tigers, 45-37

AN ARKANSAS WIN MEANS...

→ The team will have won four straight games

→ The Razorbacks will start the SEC season 4-1, to mark the best start in SEC play since 2005-06

→ The team will match last year's regular season win total at 17

→ The Razorbacks will win four of the last five games in the series against Vandy

DO THEY GIVE OUT SEC SOPHOMORE OF THE YEAR?

→ **Samara Spencer** has been showing everyone a sophomore slump is not in her DNA

→ Dominates the paint with her speed to the basket, can get to the free throw line and can shoot the 3-pointer with great accuracy

→ Coming off a career-high nine rebounds, all defensive, at Missouri, in a game where she also tallied six assists for her eighth game with 5+ dimes this year

→ Has logged 13 double-digit scoring games, five 20+ point contests, as well as one 30-point game and a double-double

→ In last seven games, has averaged 13.7 points, 5.0 assists and 4.7 rebounds per game

→ Against Oregon at the San Diego Invitational, earned a near triple-double with 20 points, a career-high 10 assists and seven rebounds

→ Logged a career-high 32 points against Oral Roberts, shooting 10-of-17 from the field with a career-high six 3-pointers

→ SEC statistical rankings: second in free throw attempts (112), fifth in assists (4.63) and field goal attempts (233), 11th in scoring (15.0) and 3-pointers per game (1.89) and 15th in field goal percentage (.412), as well as fourth in assists (4.5) in SEC play

→ NCAA statistical rankings: 11th in free throw attempts, 25th in total assists (88) and 58th in total points (285)

→ **Spencer** averaged 12.2 points, 3.7 rebounds, 3.1 assists, 1.2 steals and 30.1 minutes per game last season, while leading team with 96 assists

CALL HER ERYNN BURNING 'EM!

→ **Erynn Barnun** is a constant threat to the competition under the basket, and can make 3-pointers if you don't pay close attention ;)

→ Tallied her second double-double of the season at Missouri, first since the season opener, with 21 points and 11 rebounds

→ Has logged 20-point games five times this year, as well as two double-doubles. Coming into her senior season, she never scored 20 points in a game

→ She has been the most consistent performer in the team's last seven games, having averaged 16.9 points, 6.4 rebounds and 3.1 assists per game

→ Only player to have two perfect shooting days in the SEC, going 8-of-8 vs. Arkansas State and 5-of-5 at Little Rock

→ Among active SEC players, sits No. 9 in rebounds (470) and career blocks (84) and No. 17 in scoring (814)

→ SEC statistical rankings: first in field goal percentage (.627), fourth in free throw attempts (94), seventh in scoring (15.63), 11th in rebounding (6.84), 14th in free throw percentage (.594), 15th in blocks (1.11), as well as seventh in assists (4.0) in SEC play

→ NCAA statistical rankings: 12th in field goal percentage, 24th in free throw attempts and 45th in total points (297)
 → Longest tenured Razorback, with this being her fifth year (redshirted in 2018-19)
 → Last season averaged 7.6 points and 4.8 rebounds per game. She started in 10 of 22 games, missing a large part of year due to injury

WATCH LIST SZN

→ **Erynn Barnum** was named to the Katrina McClain Award Preseason Watch List as one of the 20 best power forwards in the country
 → She is the first Arkansas player to be a candidate for this particular award and the first Razorback on a preseason watch list since prior to the 2020-21 season

RETURN OF THE MAK

→ This team is four-year veteran **Makayla Daniels'** team
 → Logged nine points and five rebounds at Missouri
 → Has been playing great in her return back from missing three games due to injury. In her last seven games, she has averaged 13.3 points, 3.3 rebounds and 2.6 assists per game, while logging double digits in scoring in each of those games
 → Won Paradise Jam Reef Tournament MVP, averaging 17.3 points, 5.7 rebounds, 2.7 assists and 2.0 steals per game
 → Sits at No. 21 on the all-time scoring list with 1,227 points (one of 31 Razorbacks in the 1,000-point club). The next stop is No. 20, which is held by **Cheryl Orcholski** who racked up 1,239 points in her career
 → Ranks No. 18 on the all-time assist list (263) and is two away from tying **Lyndsay Harris** at No. 17 with 265
 → Her 104 career starts is No. 10 in program history
 → Has fourth most steals (161), fifth most points, seventh most assists and 20th most rebounds (352) among active SEC players
 → SEC statistical rankings: sixth in 3-point percentage (.382), eighth in 3-pointers per game (2.13) and free throw percentage (.775), 15th in assists (2.94) and 20th in scoring (13.31)
 → Earned a spot on the SEC Preseason Second Team, her first recognition by the league since she was SEC Freshman of the Week in 2019-20
 → Last season averaged 14.0 points and a team-leading 5.3 rebounds. **Daniels** also averaged 2.9 assists and 1.8 steals per game

KEEPING IT 100!

→ **Makayla Daniels** is one of 19 players in collegiate women's basketball to start in all games they have appeared in with a minimum 100 contests
 → Notable names on the list
 ■ 140 - Ashley Joens (Iowa State)
 ■ 137 - Cate Reese (Arizona)
 ■ 127 - Jasmine Smith (SMU)
 ■ 123 - Lindsey Thall (Kent State)
 ■ 121 - Cijaja Harbison (Vanderbilt)
 ■ 118 - Aliyah Boston (South Carolina)
 ■ 117 - Zia Cooke (South Carolina)
 ■ 104 - **Makayla Daniels (Arkansas)**

POFFEN OFF!

→ **Saylor Poffenbarger** is the textbook definition of a big guard. If you need her to play any position one through five, she can handle it
 → Was hard to beat in the Razorbacks' 2-0 week to defeat Florida and Missouri, averaging 20.0 points and 7.0 rebounds per game across the two games to pave her way to her fourth SEC

WHAT'S HE SAYIN'?

Trying to figure out what Coach Neighbors is saying on the bench? Don't worry - he has a language all his own.

Coach Neighbors plays Positionless Basketball. Instead of having guards, forwards and centers, he has Rabbits, Rackers, Locks and Dragons.



Rabbits run the floor and look to score quickly with a layup.



Rackers bring the ball up the floor, and are trying to get to the rack.



Locks, generally good three-point shooters, are trying to win the race to the corners.



The Dragon is the last player down the court, dragging behind the others.

Freshman of the Week award this season

→ Coming off a career-high 24 points with six rebounds at Missouri, while holding the Tigers' best scorer, Hayley Frank, to just five points
 → Logged third double-double of the season with 16 points and 11 rebounds along with three assists at No. 16 Creighton
 → Leads the league in SEC Freshman of the Week awards with four
 → SEC statistical rankings: second in defensive rebounds (6.89), fifth in rebounding (7.9), eighth in minutes (31.2) and 15th in blocks per game (1.11), as well as 16th in points per game scored in SEC games (14.5)
 → NCAA statistical rankings: 37th in total rebounds (150)
 → Joined the team midway through last year after transferring from UConn. She was the No. 30th-ranked recruit in the 2021 class

TRANSFER PORTAL JACKPOT

→ **Chrissy Carr** has started in all but two collegiate games she has appeared in during her fifth collegiate season with 132 starts
 → Has reached double digits in scoring in 12 games this season and has led the team in points in four different contests (including ties)
 → Coming off back-to-back 16-point scoring contests, including at Missouri where she made four of six 3-point attempts in a timely manner, as well as four rebounds and a +/- of 26
 → Named to the Paradise Jam All-Tournament Team, averaging 14.7 points and 5.0 rebounds per game
 → Delivered a season-high 22 points off 7-of-10 shooting and four 3-pointers at Little Rock
 → Sits seventh in 3-pointers per game (2.16) and ninth in 3-point percentage (.313) in SEC
 → NCAA statistical rankings: 11th in 3-point attempts (131) and 43rd in total 3-pointers (41), as well as No. 12 on the all-time career 3-pointers made (267) and No. 56 in scoring (1,529) on the list among active NCAA players
 → An overall well-rounded player, **Carr** can shoot, attack the basket to get to her midrange, rebound, defend and lead as a veteran player
 → Averaged double digits, or near to it, all four

OUR RECORD WHEN ...

| | |
|-----------------------------|-------------|
| Overall | 16-3 |
| Home / Away / Neutral | 8-1/5-0/3-2 |
| SEC | 3-1 |
| Home / Away | 1-1/2-0 |
| White Uniforms | 10-2 |
| Cardinal Uniforms | 6-0 |
| Anthracite Uniforms | 0-1 |

LEADS/QUARTERS/HALFTIME/OT

| | |
|---|------|
| Leading after the 1st quarter | 12-2 |
| Leading after the 2nd quarter/Half | 14-1 |
| Leading after the 3rd quarter | 15-2 |
| Leading at the half, home | 6-0 |
| Leading at the half, road/neutral | 8-1 |
| Tied at the half, home | 0-0 |
| Tied at the half, road/neutral | 1-0 |
| Games decided by 5 points or fewer | 0-1 |
| Games decided by 10 points or fewer | 3-2 |
| Leading with 5:00 left | 16-1 |
| Leading with 2:00 left | 16-1 |
| Overtime games | 0-1 |

OFFENSE

| | |
|---|------|
| Scoring less than 70 points | 2-2 |
| Scoring 70-79 points | 7-1 |
| Scoring 80-89 points | 4-0 |
| Scoring 90-99 points | 2-0 |
| Scoring 100+ points | 1-0 |
| 2 Players Or Less in Double Figures | 0-1 |
| 3 Players in Double Figures | 7-2 |
| 4 Players in Double Figures | 6-0 |
| 5 Players in Double Figures | 2-0 |
| 5+ Players in Double Figures | 1-0 |
| When shooting 50 percent or higher | 1-0 |
| When shooting less than 50 percent | 15-3 |

REBOUNDING/TURNOVERS

| | |
|--|------|
| When outrebounding opponent | 13-0 |
| When outrebounded | 2-3 |
| When rebounds are even | 1-0 |
| When grabbing 10+ offensive reb | 11-1 |
| When forcing 15+ turnovers | 10-2 |
| When committing less than 15 turnovers | 11-3 |
| When committing 15+ turnovers | 5-0 |

Top Scorers (Includes Ties)

| | |
|--------------------|---|
| Barnum | @UAPB, UCA, TU, UO, USF, @UK |
| Carr | @LR, K-ST, LU, UF |
| Daniels | CLEM, UF |
| Spencer .. | @UABP, Kent, NAU, Troy, ORU, A-St., CU, LSU, UF |
| Poffenbarger | @UK, UF, @MIZ |

Top Rebounders (Includes Ties)

| | |
|---|--|
| Barnum | |
| @UAPB, UCA, @LR, NAU, CLEM, Troy, @UK, UF, @MIZ | |
| Carr | NAU |
| Daniels | LSU |
| Poffenbarger ... | TU, @LR, CLEM, ORU, LU, A-St., CU, UO, USF, UF |
| Spencer | Kent, K-ST |
| Wolfenbarger | LSU |

Months

| | |
|----------------|-----|
| November | 8-0 |
| December | 5-3 |
| January | 3-0 |

years thus far with 9.8 PPG as a freshman and sophomore at Kansas State and a career-high 15.2 points and 4.9 rebounds per game as a junior. In her one year at Syracuse, averaged 11.7 points and 4.6 boards per game, while leading the team in 3-pointers (60) and shooting 36.3 percent from deep

TAKING ONE FOR THE TEAM

→ Being told to play in a position you have never played before is quite tough, especially as a freshman in college, but **Jersey Wolfenbarger** handled that task with ease
 → **Wolfenbarger** played down low in just about every start last season, setting her up to play against some of the best bigs in the country, including Aliyah Boston (South Carolina), Jenna Staiti (Georgia) and Tamari Key (Tennessee), but that didn't stop her production
 → Delivered big minutes off the bench against Florida to finish with eight points off 3-of-5 shooting and seven rebounds
 → Started in three games this season with one of those starts coming against Arkansas State, where she logged a season-high 15 points off 4-of-8 shooting with six boards
 → Averaged 9.3 points, 8.0 rebounds and 2.7 blocks per game during that three-game stretch she started (ORU, Lamar and A-State)
 → Last season, averaged 7.6 points, 4.3 rebounds and 0.9 blocks per game and named to the All-SEC Freshman Team
 → Double-doubled twice last season with 12 points/11 rebounds at Missouri and 12 points/10 boards at Texas A&M
 → High school accolades: McDonald's All-American, two-time Arkansas Gatorade Player of the Year, No. 7 overall recruit in the country and No. 1 wing player in ESPN HoopGurlz, Naismith HS Player of the Year and FIBA U19 World Cup medalist

THE GLUE

→ **Rylee Langerman** is a hustler and team player. She is willing to do the dirty work or anything her team needs to win
 → Often called "the glue girl" and a player everyone needs on a team to be successful
 → Hustle-type or game-changing type plays are called "Rylees"
 → She had a "Rylee" at Missouri with a clutch 3-pointer at the buzzer of the first half after Missouri chipped at the lead with a run. Logged four boards and two steals in that game as well
 → Leads the bench in minutes with 19.4
 → Registered her second career double-digit scoring contest with 10 points, five boards and four steals against Tulsa
 → **Langerman** was named to the 2022 SEC Community Service Team. She is a role model in the NWA community and beyond, as well as a positive light to those also affected by Alopecia
 → Her stats don't always show up on the box score, but if there's a loose ball, a ball going out of bounds or a tie-up, you can bet she's involved
 → Averaged 3.2 points and 3.7 rebounds across 19.2 minutes per game last season

NICE, YET INTIMIDATING

→ **Maryam Dauda** is primed to be one of the top bigs in the SEC in the near future. The scariest thing about her is she can not only take care of business down low, but she can shoot 3-pointers and make them too
 → Had three assists vs. Florida

→ Registered a 3-pointer in five games and at least one block in eight
 → Logged a career-high 11 points (all in first half), while matching a career-high eight rebounds off the bench against Arkansas State
 → Recovered from an ACL injury she suffered from in high school last season
 → Was a top player out of high school, as the No. 13 player in the country according to ESPN HoopGurlz. She was also a McDonalds All-American

SE OKLAHOMA'S BEST KEPT SECRET

→ Last year's freshmen class featured **Emrie Ellis** (Vanoss), who is capable of putting up triple-double type numbers
 → Registered five points off a perfect 1-of-1 shooting from 3-point and two free throws against Florida. Her first of two free throws elevated the Razorbacks to the century mark
 → Playing 6.2 minutes per game with 14 game appearances. Will often get some action before halftime in games
 → **Ellis** saw a lot of time on the court as a rookie, appearing off the bench in 27 games to average 2.9 points, 2.1 rebounds, 0.8 blocks and 10.8 minutes per game
 → Her career-best game came when the team needed her the most against Auburn last season, tallying 11 points and five boards in the thrilling win

VETERAN PRESENCE

→ The team has three players who have been on the team for 4+ years
 → Those three student-athletes are **Erynn Barnum**, **Makayla Daniels** and **Avery Hughes**
 → Expect to see more minutes from **Hughes** this season. A former walk-on, she earned a scholarship ahead of last season. She became the first walk-on for **Coach Neighbors** and staff at Arkansas
 → **Hughes** logged a season-high four points against Troy and has appeared in eight games this year
 → She also appeared in 14 games last year and is known for being one of the hardest workers on the team

THE FRESHIES

→ The Razorbacks welcome two true freshmen to the mix

BY THE NUMBERS

1,227 Makayla Daniels continues her steady climb on the all-time career scoring list. She surpassed DOBO Amber Shirey and Juliet Jackson vs. Florida and is now No. 21 on the list

112 Mike Neighbors has earned 112 wins while serving as the head coach at Arkansas. He has the fourth most wins among Arkansas head coaches

13 Arkansas won 13 non-conference games, which is the most in the country. The Razorbacks' 13-0 start marked the best start for the program since 2013

3 The Razorbacks' 3-1 start is the best for the Razorbacks in SEC play since 2005-06

GAME-BY-GAME STARTERS IN 2022-23 (ALPHABETICAL)

| OPPONENT | 1 | 2 | 3 | 4 | 5 |
|-------------------|--------|------|--------------|--------------|--------------|
| UAPB | Barnum | Carr | Daniels | Poffenbarger | Spencer |
| Central Arkansas | Barnum | Carr | Daniels | Poffenbarger | Spencer |
| Tulsa | Barnum | Carr | Daniels | Poffenbarger | Spencer |
| Kent State | Barnum | Carr | Daniels | Poffenbarger | Spencer |
| Little Rock | Barnum | Carr | Daniels | Poffenbarger | Spencer |
| Northern Arizona | Barnum | Carr | Daniels | Poffenbarger | Spencer |
| Clemson | Barnum | Carr | Daniels | Poffenbarger | Spencer |
| Kansas State | Barnum | Carr | Daniels | Poffenbarger | Spencer |
| Troy | Barnum | Carr | Daniels | Poffenbarger | Spencer |
| Oral Roberts | Barnum | Carr | Poffenbarger | Spencer | Wolfenbarger |
| Lamar | Barnum | Carr | Poffenbarger | Spencer | Wolfenbarger |
| Arkansas State | Barnum | Carr | Poffenbarger | Spencer | Wolfenbarger |
| Creighton | Barnum | Carr | Daniels | Poffenbarger | Spencer |
| Oregon | Barnum | Carr | Daniels | Poffenbarger | Spencer |
| USF | Barnum | Carr | Daniels | Poffenbarger | Spencer |
| LSU | Barnum | Carr | Daniels | Poffenbarger | Spencer |
| Kentucky | Barnum | Carr | Daniels | Poffenbarger | Spencer |
| Florida | Barnum | Carr | Daniels | Poffenbarger | Spencer |
| Missouri | Barnum | Carr | Daniels | Poffenbarger | Spencer |
| Vanderbilt | | | | | |
| LSU | | | | | |
| South Carolina | | | | | |
| Alabama | | | | | |
| Ole Miss | | | | | |
| Auburn | | | | | |
| Vanderbilt | | | | | |
| Missouri | | | | | |
| Tennessee | | | | | |
| Georgia | | | | | |
| Mississippi State | | | | | |
| Texas A&M | | | | | |



HOMEGROWN HOGS

ERYNN BARNUM
R-SR. | F | LITTLE ROCK, ARKANSAS

LOREN LINDSEY
FR. | G | FAYETTEVILLE, ARKANSAS

AVERY HUGHES
SR. | G | BENTONVILLE, ARKANSAS

JERSEY WOLFENBARGER
SO. | G/F | FORT SMITH, ARKANSAS

MARYAM DAUDA
R-FR. | F | BENTONVILLE, ARKANSAS

- The Hogs' roster is Arkansas heavy, and that starts from the top down, as Head Coach Mike Neighbors, a University of Arkansas Alum, was born and raised in Greenwood, Arkansas
- Erynn Barnum, now in her redshirt senior season, is the oldest of the Arkansas clan. Barnum was playing the best basketball of her career last season during the non-conference slate until an injury sidelined her for a large portion of the SEC slate. In her nine appearances during non-conference play, Barnum averaged 11.2 points and 5.9 rebounds per game
- Loren Lindsey is a true freshman out of Fayetteville High School. She has joined the team as a walk-on after a successful career with the Bulldogs
- Senior Avery Hughes of Bentonville was the first walk-on of the Neighbors era at Arkansas and was put on scholarship prior to last season. She played in 14 games off the bench
- Jersey Wolfenbarger is one of the highest recruited players in the program's history. The 6-5 wing ranked No. 7 in the 2021 Hoopgurlz rankings was the Arkansas Gatorade Player of the Year twice in a row. She was named to the SEC All-Freshman Team and started in 23 contests
- After having to sit out last season with an ACL injury, Maryam Dauda is destined for a great year. She was a McDonald's All-American and Jordan Brand Classic Invitee and was ranked as the top-ranked post player in the ESPN Hoopgurlz rankings
- Not pictured: Sasha Goforth (redshirting) started all 32 games, averaging 11.5 points, 4.8 rebounds and 2.1 blocks per game last year



OKLAHOMIES

RYLEE LANGERMAN
JR. | G | NORMAN, OKLAHOMA

KARLEY JOHNSON
FR. | G | MUSTANG, OKLAHOMA

EMRIE ELLIS
SO. | F | VANOSS, OKLAHOMA

- On the Arkansas women's basketball roster, 75 percent are either from Arkansas or its bordering state of Oklahoma
- Rylee Langerman out of Norman, Oklahoma is the eldest of the Oklahoma bunch, going into her junior year. She played in all 32 games with seven starts, averaging 3.2 points and 3.7 rebounds per game

- Emrie Ellis appeared in 27 games last season to tally 2.9 points and 2.1 boards per game along with 22 blocks. Ellis is from Vanoss, a small town in the southeastern part of the state
- Karley Johnson is a true freshman and product of Mustang, just southwest of Oklahoma City. She was a McDonald's All-American nominee
- Not pictured: Ashlyn Sage (redshirting), who played in 15 games as a freshman last season and comes to Arkansas from Weatherford, Oklahoma



MARYLAND MAGIC

MAKAYLA DANIELS
SR. | G | FREDERICK, MARYLAND

SAYLOR POFFENBARGER
R-FR. | G | MIDDLETOWN, MARYLAND

- Makayla Daniels was the first ever Maryland signee in Arkansas women's basketball history
- Now, the Razorbacks have two from Little America with the addition of Saylor Poffenbarger in winter 2022
- Daniels has started in all 88 collegiate games she has appeared in, coming off last year as the leading returner in scoring and rebounding
- Poffenbarger, a UConn transfer, brings along a great deal of versatility. She was the No. 30 player in the ESPN Hoopgurlz rankings

2022-23 ROSTER @RAZORBACKWBB

NUMERICAL

| NO. | NAME | POS | HT | CL | HOMETOWN/PREVIOUS SCHOOL | TWITTER |
|-----|---------------------|-----|------|-------|--|------------------|
| 0 | Saylor Poffenbarger | G | 6-2 | R-Fr. | Middletown, Md./UConn | @saylorpoff |
| 2 | Samara Spencer | G | 5-7 | So. | Fort Lauderdale, Fla./St. Thomas Aquinas | @samaraaspencer |
| 4 | Erynn Barnum | F | 6-2 | R-Sr. | Little Rock, Ark./Little Rock Central | @erynnbee_ |
| 11 | Rylee Langerman | G | 5-9 | Jr. | Norman, Okla./Christian Heritage | @rylang2 |
| 13 | Sasha Goforth* | G | 6-1 | Jr. | Fayetteville, Ark./Oregon State | @goforthsasha |
| 15 | Ashlyn Sage* | G | 6-2 | So. | Weatherford, Okla./Weatherford | @ashlynsage15 |
| 20 | Karley Johnson | G | 5-9 | Fr. | Mustang, Okla./Mustang | @karleyjohnsonOK |
| 21 | Loren Lindsey | G | 5-11 | Fr. | Fayetteville, Ark./Fayetteville | @lorenbailey7766 |
| 22 | Avery Hughes | G | 5-7 | Sr. | Bentonville, Ark./Bentonville | @averyhughes00 |
| 24 | Jersey Wolfenbarger | G | 6-5 | So. | Fort Smith, Ark./Northside | @jerseywolf4 |
| 30 | Maryam Dauda | F | 6-4 | R-Fr. | Bentonville, Ark./Bentonville | @maryamdada30 |
| 34 | Chrissy Carr | G | 6-1 | R-Sr. | Eden Prairie, Minn./Syracuse | @chrissycarr4 |
| 43 | Makayla Daniels | G | 5-8 | Sr. | Frederick, Md./Frederick | @makayladaniels5 |
| 55 | Emrie Ellis | F | 6-3 | So. | Vanoss, Okla./Vanoss | @ellisemrie |

* Redshirting 2022-23 season

COACHING STAFF

| Title | Name | Year | Alma Mater |
|--------------------------------|----------------|-------------|---------------------------|
| Head Coach | Mike Neighbors | 6th Season | Arkansas, 1993 |
| Associate Head Coach | Todd Schaefer | 6th Season | Thomas More College, 1995 |
| Assistant Coach | Pauline Love | 6th Season | Southern Miss, 2010 |
| Assistant Coach | Lacey Goldwire | 4th Season | Oklahoma State, 2010 |
| Director of Operations | Amber Shirey | 35th Season | Arkansas, 1992 |
| Special Assistant to the HC | Jeff Brazil | 16th Season | Arkansas, 2010 |
| Dir. of Student-Athlete Devel. | Jayci Stone | 1st Season | Kansas State, 2008 |

ELIGIBILITY

Seniors (4)

Erynn Barnum
Chrissy Carr
Makayla Daniels
Avery Hughes

Juniors (1)

Rylee Langerman

Sophomores (4)

Emrie Ellis
Sasha Goforth (RS)
Samara Spencer
Jersey Wolfenbarger

Freshman (5)

Maryam Dauda (RS)
Karley Johnson
Loren Lindsey
Saylor Poffenbarger (RS)
Ashlyn Sage (RS)

BY STATE

ARKANSAS (6)

Erynn Barnum Little Rock
Maryam Dauda Bentonville
Sasha Goforth Fayetteville
Avery Hughes Bentonville
Loren Lindsey Fayetteville
Jersey Wolfenbarger Fort Smith

FLORIDA (1)

Samara Spencer Fort Lauderdale

MARYLAND (2)

Makayla Daniels Frederick
Saylor Poffenbarger Middletown

MINNESOTA (1)

Chrissy Carr Manhattan (Kan.)

OKLAHOMA (4)

Emrie Ellis Vanoss
Rylee Langerman Norman
Karley Johnson Mustang
Ashlyn Sage Weatherford

ALPHABETICAL

| NO. | NAME | POS | HT | CL | HOMETOWN/PREVIOUS SCHOOL |
|-----|---------------------|-----|-----|-------|---|
| 4 | Erynn Barnum | F | 6-2 | R-Sr. | Little Rock, Ark./LR Central HS |
| 34 | Chrissy Carr | G | 6-1 | R-Sr. | Eden Prairie, Minn./Syracuse |
| 43 | Makayla Daniels | G | 5-8 | Sr. | Frederick, Md./Frederick HS |
| 30 | Maryam Dauda | F | 6-4 | R-Fr. | Bentonville, Ark./Bentonville HS |
| 55 | Emrie Ellis | F | 6-3 | So. | Vanoss, Okla./Vanoss HS |
| 13 | Sasha Goforth* | G | 6-1 | Jr. | Fayetteville, Ark./Oregon State |
| 22 | Avery Hughes | G | 5-7 | Sr. | Bentonville, Ark./Bentonville HS |
| 20 | Karley Johnson | G | 5-9 | Fr. | Mustang, Okla./Mustang |
| 11 | Rylee Langerman | G | 5-9 | Jr. | Norman, Okla./Christian Heritage HS |
| 0 | Saylor Poffenbarger | G | 6-2 | R-Fr. | Middletown, Md./Middletown HS/UConn |
| 15 | Ashlyn Sage* | G | 6-2 | So. | Weatherford, Okla./Weatherford |
| 2 | Samara Spencer | G | 5-7 | So. | Fort Lauderdale, Fla./St. Thomas Aquinas HS |
| 24 | Jersey Wolfenbarger | G | 6-5 | So. | Fort Smith, Ark./Northside HS |

FA-NETIK

PRONUNCIATIONS

2 Suh-MARE-uh
30 DOW-duh
55 em-REE



OFFENSE

| | |
|--|--|
| Scored 110+----- | 110, vs. Providence (11-16-98) |
| Scored 100+ points at home ----- | 102, vs. Florida (1-5-23) |
| Scored 100+ points on the road ----- | 108, at Ole Miss (2-16-20) 108, Baylor (3-6-91) |
| Scored 90-99 points ----- | 92, vs. Oral Roberts (12-4-22) |
| Scored 90+ points at home ----- | 92, vs. Oral Roberts (12-4-22) |
| Scored 90+ points on the road ----- | 93, at Little Rock (11-20-22) |
| Scored 80-89 points ----- | 83, at Creighton (12-17-22) |
| Scored 80-89 points at home ----- | 87, vs. Troy (12-1-22) |
| Scored 80-89 points on the road ----- | 83, at Creighton (12-17-22) |
| Was held to 50-59----- | 54, vs. No. 1 South Carolina (3-4-22) |
| Was held to 49-40----- | 45 vs. No. 9 LSU (12-29-22) |
| Was held to 39-20----- | 34, at LSU, 2-7-19 |
| Was held to 20 or less ----- | N/A |
| Made 40+ field goals ----- | 40, vs. UCA (12-13-20) |
| Made 17+ three-point field goals ----- | 19, vs. Alabama (2-28-21) |
| Made 10+ three-point field goals ----- | 12, vs. Florida (1-5-23) |
| Did not make 3-pointer (since 1986)----- | 0-10, at LSU, (2-7-19) |
| Made 30 free throws ----- | 30 (30-39), vs. No. 4 Baylor (12-6-20) |
| Made 25 free throws ----- | 26 (26-35), vs. Florida (1-5-23) |
| Shot 50-59 or better ----- | 50.0, vs. No. 12 LSU (1-27-22) |
| Shot 60 percent or better ----- | .625 (30-48), vs. Little Rock (11-20-22) |
| Held to less than 30 percent ----- | .279 (17-61), vs. No. 9 LSU (12-29-22) |
| Held to less than 20 percent ----- | .182 (10-55), vs. No. 6 Tennessee (1-8-12; L, 38-69) |
| Had 20 or more assists in a game ----- | 22, at Kentucky (1-1-23) |

DEFENSE

| | |
|---|--|
| Allowed 100 points----- | 104, at No. 4 South Carolina (1-18-21) |
| Allowed 80-99 points----- | 75, vs. No. 16 Oregon (12-20-22) |
| Held opponent to 40-49 points ----- | 49, at Little Rock (11-20-22) |
| Held opponent to 39-30 ----- | 34, vs. UCA (11-11-22) |
| Held an SEC opponent under 50 points in 3 cons. games ----- | 47, vs. Auburn (1-29-15; W, 52-47), Alabama (2-1-15; W, 53-42), #24/21 Georgia (2-9-15; W, 54-48) |
| Held opponent to 29 points or less ----- | 23, vs. Binghamton, 11-30-13 |
| Held an opponent under 15 points in a half ----- | 14, vs. UCA (11-11-22) |
| Held an opponent to 2 points in a quarter ----- | 2, vs. UCA (12-13-20) |
| Held opponent under 15 field goals ----- | 12, vs. UCA (11-11-22) |
| Held opponent to less than 30 percent shooting ----- | 29.0 (18-62), at Missouri (1-8-23) |
| Held opponent to less than 20 percent shooting ----- | 19.7 (13-66), vs. Northwestern State (12-15-19) |
| Held opponent under 15 percent from 3-point ----- | 7.7 (2-26), vs. Oral Roberts (12-4-22) |
| Opponent did not make a 3-pointer ----- | 0, vs. Tulsa (12-11-19) |
| Had 70+ rebounds ----- | 74, vs. Mississippi Valley State (11-24-89) |
| Had 60-69 rebounds ----- | 64, vs. Prairie View A&M (12-16-18) |
| Had 50-59 rebounds ----- | 57, vs. Oral Roberts (12-4-22) |
| Had 10 or more blocked shots in a game ----- | 11, vs. No. 1 South Carolina (3-4-22) |
| Had 20 or more steals in a game ----- | 20, vs. ORU (11-13-13) |
| Had 15 or more steals in a game ----- | 18, vs. UT Martin (12-29-19) |
| Forced 25+ turnovers in a game ----- | 28, vs. Northern Arizona (11-24-22) |

OTHER

| | |
|--|--|
| Won an overtime game ----- | 61-52, vs. Missouri (3-3-22) |
| Lost an overtime game ----- | 66-65, vs. USF (12-21-22) |
| Won a double overtime game ----- | 73-72, vs. Florida (1-29-12) |
| Lost a double overtime game ----- | N/A |
| Won a triple overtime game ----- | 91-80 Win in 3OT, 2-10-13, at Alabama |
| Played consecutive OT games ----- | 1-24-16 at Auburn (lost); 1-28-16 vs. Florida (lost) |
| Won regular season tournament ----- | Paradise Jam (St. Thomas, U.S. Virgin Islands, Nov. 24-26, 2022) |
| Defeated ranked team ----- | 83-75, at No. 16 Creighton (12-17-22) |
| Defeated a ranked team on the road ----- | 83-75 at No. 16 Creighton (12-17-22) |
| All-time SEC win streak ----- | 8 games (1-15-12: Auburn through 2-15-12: at Auburn) |
| All-time SEC home win streak ----- | 5 games (1-15-12: Auburn -- 2-9-12: South Carolina) |
| ----- | 5 games (1-14-21: Florida -- 2-28-21: Alabama) |

A RAZORBACK PLAYER ...

| | |
|--|--|
| Scored 20-24 points ----- | 24, Saylor Poffenbarger and 21, Erynn Barnum, at Missouri (1-8-23) |
| Scored 25-29 points ----- | 26, Samara Spencer, at Creighton (12-17-22) |
| Scored 30+ points ----- | 32, Samara Spencer, vs. Oral Roberts (12-4-22) |
| Scored 40+ points ----- | 41, Chelsea Dungee vs. Auburn (2-10-19) |
| Scored 20+ points 10 times in a season ----- | Chelsea Dungee (20x 2018-19) |
| ----- | Chelsea Dungee (11x 2019-20) |
| ----- | Chelsea Dungee (17x 2020-21) |
| Double figures in 15 consecutive games (season) ----- | Jessica Jackson, 11/11/16, LSU 1-8-17 |
| ----- | Chelsea Dungee, 26 games, (2018-19 & 2019-20) |
| ----- | Chelsea Dungee, 31 games, (2019-20 & 2020-21) |
| ----- | Amber Ramirez, 16 games (2021-22) |
| Five players scored double figures in 1 game ----- | vs. Florida (1-5-23) |
| ----- | Carr (16), Daniels (16), Poffenbarger (16), Spencer (16), Barnum (15) |
| Five starters in double figures ----- | vs. Florida (1-5-23) |
| ----- | Carr (16), Daniels (16), Poffenbarger (16), Spencer (16), Barnum (15) |
| Seven players scored in double figures in 1 game ----- | vs. Northwestern State (11-9-18) |
| ----- | (Tolefree 19, Gaulden 16, Monk 12, Doumbia 11, Dungee 11, Thomas 11, Williams 10) |
| Made 10+ field goals in a game ----- | 10, Samara Spencer, vs. Creighton (12-17-22) |
| Attempted 20+ field goals in a game ----- | 21, Samara Spencer, vs. Northern Arizona (11-4-22) |
| Made 10 free throws in a game ----- | 11, Amber Ramirez, vs. Missouri (1-9-22) |
| Made 7 or more 3-pt FG in a game ----- | 8, Amber Ramirez, Alabama (2-28-21) |
| Attempted 10 or more 3-pt FG in a game ----- | 10, Makayla Daniels, vs. Florida (1-5-23) |
| Had 10-14 rebounds ----- | 11, Erynn Barnum, at Missouri (1-8-23) |
| Had 15-19 rebounds ----- | 21, Taylah Thomas, vs. New Orleans, 11-8-19 |
| Had 20+ rebounds ----- | 21, Taylah Thomas, vs. New Orleans, 11-8-19 |
| Had 10 offensive reb - Records go back to 05-06 ----- | 11, Melissa Wolff |
| ----- | vs. New Orleans (1-30-15) |
| Had 10+ defensive reb - Records go back to 05-06 ----- | 13, Saylor Poffenbarger, vs. Oral Roberts (12-4-22) |
| Had 10+ assists ----- | 10, Samara Spencer, vs. No. 16/15 Oregon (12-20-22) |
| Had 10+ assists in consecutive games ----- | Jailyn Mason (11 vs. HBU, 12-28-16 and 10 at Ole |
| ----- | Miss, 1-1-17), Calli Berna (11 vs. No. 10/8 Kentucky, 2/7/13 and 11 at Alabama, 2/10/13) |
| Had 5+ blocks in a game ----- | 5, Sasha Goforth, vs. Missouri (3-3-22) |
| Had 9+ blocks in a game ----- | 9, Robyn Irwin vs. SMSU, 12-19-88 (school record) |
| Had 5 or more steals in a game ----- | 5, Erynn Barnum, vs. Clemson (11-25-22) |
| Had a double-double ----- | 21 points and 11 rebounds, Erynn Barnum, at Missouri (1-8-23) |
| Had a double-double in two consecutive games ----- | Saylor Poffenbarger, vs. Oral Roberts, vs. Lamar (2022) |
| ----- | 14 & 13 vs. ORU/17 & 12 vs. Lamar |
| Had two players record a double-double ----- | Kiara Williams (12 pts/16 reb) & |
| ----- | Malica Monk (10 pts/10 reb), vs. Grambling State (12-28-17) |
| Had seven double-doubles in a season ----- | Devin Cosper, 2017-18 |
| ----- | (SHSU, ORU, NMSU, Char., Tulsa, OM, AL) |
| Had 10+ double-doubles in a season ----- | 2006-07, Lauren Ervin (14) |
| Had a triple-double ----- | 14 pts, 13 reb, 12 asts, C'eira Ricketts vs. Auburn (1-18-09) |

MORE ABOUT MIKE

Hometown: Greenwood, Ark. (Greenwood HS)
Family: Daughter Abby; Sons Alec, Bowen and Barrett
Alma Mater: Arkansas, 1993

NEIGHBORS BY THE NUMBERS

- 194 Wins (194-105, 9 seasons)
- 5 Players drafted in the WNBA (HC)
- 14 Signed McDonalds' All-Americans
- 10 Years as a head coach
- 8 Postseason appearances
- 1 Final Four appearance

LEARN MORE



Sign up for Mike Neighbors' news-letter and listen to his podcasts at CoachNeighbors.com

NABES FAVES

TOP 10 MOVIES

- A Few Good Men
- The Hunt For Red October
- The Silence Of The Lambs
- Hoosiers
- Moneyball
- Pretty Woman
- Top Gun
- JFK
- The Lion King
- Purple Rain

See the entire list here: <http://imdb.to/2royaEO>

TOP 10 SONGS

- Sweet Child O' Mine (Guns N' Roses)
- You Shook Me All Night Long (AC/DC)
- Man In The Mirror (Michael Jackson)
- Amarillo By Morning (George Strait)
- Jessie's Girl (Rick Springfield)
- Hysteria (Def Leppard)
- Fishin' In The Dark (Nitty Gritty Dirt Band)
- The Ballad of Curtis Loew (Lynyrd Skynyrd)
- Wanted Dead Or Alive (Bon Jovi)
- Let's Go Crazy (Prince)

TOP 10 TV SHOWS

- West Wing (first three seasons)
- Ted Lasso
- The Wire
- Breaking Bad
- Seinfeld
- The Newsroom
- Prison Break
- Arrested Development
- Game of Thrones
- The Goldbergs



MIKE NEIGHBORS

THE MOST INTERESTING COACH IN COLLEGE BASKETBALL
Sixth Season | Career Record: 210-108 (10) | Arkansas Record: 112-67 (6)

Arkansas women's basketball has been transformed into a nationally recognized program in just five short years thanks to head coach Mike Neighbors. During his time back home at his alma mater, Neighbors has guided his Hogs to the best five-year period of sustained success in program history. The proof of his success, and the success of his system, lies in the numbers - Neighbors has accumulated 194 wins during his nine seasons as a head coach, which is the most of any Division I head coach who has been a head coach for nine years.

Entering his sixth season on the bench for Arkansas, the program is coming off its fourth consecutive winning season and second straight NCAA Tournament appearance (would be three had the 2020 NCAA Tournament not have been cancelled due to the COVID-19 pandemic). The Hogs' NCAA Tournament appearance in 2022 marked the first time since 2003 the program had played in back-to-back NCAA Tournaments (2002 and 2003). Arkansas finished yet another season with one of the most prolific offenses in the Southeastern Conference, leading the league in 3-pointers per game (8.1) and 3-point attempts (810), while finishing second in scoring offense (73.6 PPG). Neighbors' 2021-22 team was efficient at taking care of the basketball, leading the league in assist/turnover ratio (1.12) and fewest turnovers per game (11.1), which was fourth in the country. The Hogs were just one of six teams in the nation to commit two turnovers in a game (vs. Missouri on Jan. 9, 2022), which led the country.

Under Neighbors' leadership, Samara Spencer became the first Hog to win SEC Freshman of the Year since 2009, while Amber Ramirez was named an All-SEC Second Team choice and Jersey Wolfenbarger was tabbed to the SEC All-Freshman Team. Ramirez, who played three stellar seasons on the court as a Hog, finished the season second in 3-pointers per game (2.6) and 3-point percentage (40.2), as well as ninth in points per game (15.4) in the SEC. The Hogs were also just one of four SEC schools with 4+ players who averaged double digits (Ramirez [15.4], Makayla Daniels [14.0], Spencer [12.2] and Sasha Goforth [11.5]).

TIMELINE

- Bentonville HS Head Coach 1994-98
- Cabot HS Head Coach 1998-99
- Arkansas Director of Ops 1999-01
- Tulsa Univ. Assistant Coach 2001-05
- Univ. of Colorado Assistant Coach 2005-06
- Univ. of Arkansas Assistant Coach 2006-07
- Xavier Assistant Coach 2007-2011
- Univ. of Washington Assistant Coach 2011-13
- Univ. of Washington Head Coach 2013-17
- Univ. of Arkansas Head Coach 2017-present

COACHING DEVELOPMENT

| Coach | w/Nabes | Now |
|----------------|---------------|----------------------|
| Chantel Osahor | '20, '21 | AC Oklahoma |
| Fred Castro | '14, '15, '16 | HC Eastern Michigan |
| Adia Barnes | '14, '15 | HC Arizona |
| Adam Call | '14 | AC George Washington |
| Morgan Valley | '16 | AC UConn |
| Todd Schaefer | '16-Pres. | AHC Arkansas |

COACHING HISTORY

| Year | Overall | Pac-12 | Finish |
|---------|--------------|--------------|--------|
| 2013-14 | 20-14 (.588) | 10-8 (.556) | 6 |
| 2014-15 | 23-10 (.697) | 11-7 (.611) | 5 |
| 2015-16 | 26-11 (.703) | 11-7 (.611) | 5 |
| 2016-17 | 29-6 (.829) | 15-3 (.833) | T-2 |
| UW | 98-41 (.705) | 47-25 (.662) | |

| Year | Overall | SEC | Finish |
|---------|---------------|--------------|--------|
| 2017-18 | 13-18 (.419) | 3-13 (.188) | T-11 |
| 2018-19 | 22-15 (.611) | 6-10 (.375) | 10 |
| 2019-20 | 24-8 (.750) | 10-6 (.625) | T3 |
| 2020-21 | 19-9 (.679) | 9-6 (.600) | T5 |
| 2021-22 | 18-14 (.563) | 7-9 (.438) | T8 |
| 2022-23 | 16-3 (.842) | 3-1 (.750) | - |
| Ark | 112-67 (.626) | 38-45 (.458) | |

Totals 210-108 (.660) 85-70 (.548) 10 yrs

PLAYER DEVELOPMENT

| YEAR | UNIVERSITY | PLAYER | ROUND | OVERALL | TEAM NOTE |
|------|------------|------------------|-------|---------|-------------------------|
| 2021 | Arkansas | Chelsea Dungee | 1 | 5 | Dallas Wings ! @ |
| 2021 | Arkansas | Destiny Slocum | 2 | 14 | Las Vegas Aces ! @ |
| 2021 | Arizona | Aari McDonald | 1 | 3 | Atlanta Dream @ |
| 2017 | Washington | Kelsey Plum | 1 | 1 | San Antonio Stars ! @ |
| | | | | | Las Vegas Aces |
| | Washington | Chantel Osahor | 2 | 21 | Chicago Sky ! @ |
| 2016 | Washington | Talia Walton | 3 | 29 | Los Angeles Sparks ! @ |
| 2011 | Xavier | Amber Harris | 1 | 4 | Minnesota Lynx ! # |
| | Xavier | Ta'Shia Phillips | 1 | 8 | Atlanta Dream ! # |
| | TAMU/UAFS | Tanisha Smith | 2 | 22 | Seattle Storm # |
| | Colorado | Brittany Spears | 2 | 19 | Phoenix Mercury * |
| 2009 | Arkansas | Shameka Christon | 1 | 5 | New York Liberty S |
| 2008 | Arkansas | Lauren Ervin | 3 | 37 | Connecticut Sun ! # |
| 2006 | Tulsa | Megan Moody | - | - | Houston Comets |
| | | | | | Free Agent # |
| 2003 | Tulsa | Allison Curtin | 1 | 12 | Houston Comets ! # |
| | | | | | Traded to Detroit Shock |
| | Arkansas | Dana Cherry | 2 | 23 | Charlotte Sting S |

*- Signed but did not coach

!- At the school when player was drafted

@- Worked with player as a head coach

#- Worked with player as an assistant coach

\$- Worked with player as other (GA, etc)

NABES VS. ARKANSAS HISTORY

| Category | NABES | All Others In Program History |
|----------------------------|-----------|-------------------------------|
| Winning Record In SEC Play | 2 Seasons | 2 Seasons |
| SEC Tourney Finals | 1 | 0 |
| Top 5 Wins | 2 | 2 |
| Weeks Ranked in AP Top 25 | 38 | 63 |
| Top 15 WNBA Draft Picks | 2 | 1 |
| McDonald's AAs Signed | 5 | 1 |
| WBCA AAs | 1 | 1 |

THE MOST INTERESTING MAN IN COLLEGE BASKETBALL

- Movies: His expansive movie collection includes digital, disk and VHS copies. Did you know he used to work at BlockBuster? On a related note, he also collects books that have been turned into movies.
- Baseballs autographed by movie stars: Ask him about this collection – talk about some good stories.
- Lunch Boxes: Coach collects tin lunch boxes that he carried to school and has them displayed in his home. His first lunch box had KISS on it.
- Hamilton: Nabes is a huge Hamilton fan, and routinely quotes the Broadway musical to players, fans and media alike.
- Athens City Champion: Coach stumbled upon a dart tournament while on a trip to Athens, Georgia. He joined in and was one of the two-man winning team.
- Ask him about shoes, music, movies, guitars, basketball nostalgia – just about anything!



| | | | | | |
|----------------------|---|---|--------------------|-----|-----|
| NEIGHBORS VERSUS ... | | | | | |
| Abilene Christian | 2 | 0 | Furman | 1 | 0 |
| Alabama | 5 | 1 | Georgia | 1 | 6 |
| Arizona State | 2 | 6 | Grambling State | 2 | 0 |
| Arizona | 6 | 0 | Grand Canyon | 1 | 0 |
| Arkansas State | 2 | 0 | Hartford | 1 | 0 |
| Auburn | 6 | 1 | Hawai'i | 1 | 0 |
| Baylor | 1 | 0 | Houston | 2 | 0 |
| Belmont | 2 | 0 | Idaho | 1 | 0 |
| Boise State | 1 | 0 | Iowa State | 0 | 1 |
| BYU | 1 | 0 | Jackson State | 2 | 0 |
| California | 5 | 4 | Kansas | 0 | 1 |
| Central Arkansas | 3 | 0 | Kansas State | 2 | 0 |
| Central Florida | 0 | 1 | Kent State | 1 | 0 |
| Charlotte | 1 | 0 | Kentucky | 3 | 5 |
| Clemson | 1 | 0 | Lamar | 1 | 0 |
| Colorado State | 1 | 0 | Little Rock | 4 | 0 |
| Colorado | 9 | 0 | Louisiana-Monroe | 2 | 0 |
| Connecticut | 1 | 1 | LSU | 3 | 3 |
| Creighton | 1 | 1 | McNeese State | 1 | 0 |
| CSUN | 1 | 0 | Maryland | 1 | 1 |
| DePaul | 0 | 1 | Miami | 0 | 1 |
| Eastern Washington | 1 | 0 | Mississippi State | 3 | 5 |
| Florida State | 1 | 0 | Missouri | 9 | 4 |
| Florida | 4 | 3 | Montana State | 2 | 0 |
| FGCU | 1 | 0 | Nebraska | 1 | 1 |
| Fordham | 1 | 0 | New Mexico State | 1 | 0 |
| Fresno State | 2 | 0 | New Orleans | 1 | 0 |
| | | | Northern Arizona | 1 | 0 |
| | | | Northwestern State | 2 | 0 |
| | | | Notre Dame | 0 | 1 |
| | | | Oklahoma | 1 | 2 |
| | | | Ole Miss | 5 | 2 |
| | | | Oral Roberts | 5 | 0 |
| | | | Oregon State | 1 | 6 |
| | | | Oregon | 5 | 4 |
| | | | Pennsylvania | 1 | 0 |
| | | | Pittsburgh | 1 | 1 |
| | | | Portland | 3 | 1 |
| | | | Prairie View A&M | 1 | 0 |
| | | | Saint Mary's | 0 | 1 |
| | | | Sam Houston | 2 | 0 |
| | | | Samford | 1 | 0 |
| | | | San Diego State | 2 | 0 |
| | | | San Diego | 1 | 0 |
| | | | Santa Clara | 1 | 0 |
| | | | Savannah State | 1 | 0 |
| | | | Seattle | 4 | 0 |
| | | | SMU | 2 | 0 |
| | | | South Carolina | 1 | 8 |
| | | | South Dakota | 2 | 0 |
| | | | Stanford | 3 | 5 |
| | | | Stony Brook | 1 | 0 |
| | | | Syracuse | 0 | 2 |
| | | | Tarleton State | 1 | 0 |
| | | | TCU | 0 | 1 |
| | | | Tennessee | 2 | 4 |
| | | | Tennessee Martin | 1 | 0 |
| | | | Tennessee State | 1 | 0 |
| | | | Tennessee Tech | 1 | 0 |
| | | | Texas A&M | 3 | 8 |
| | | | Texas Tech | 1 | 0 |
| | | | Troy | 1 | 0 |
| | | | Tulsa | 4 | 0 |
| | | | UAB | 1 | 0 |
| | | | UAPB | 3 | 0 |
| | | | UC Irvine | 1 | 0 |
| | | | UC Riverside | 2 | 0 |
| | | | UCLA | 4 | 2 |
| | | | USC | 6 | 0 |
| | | | USF | 0 | 1 |
| | | | Utah | 7 | 4 |
| | | | UT-Arlington | 2 | 0 |
| | | | UTEP | 0 | 2 |
| | | | Vanderbilt | 3 | 2 |
| | | | Wake Forest | 1 | 0 |
| | | | Washington State | 5 | 3 |
| | | | Weber State | 1 | 0 |
| | | | Wisconsin | 3 | 0 |
| | | | Wright State | 0 | 1 |
| | | | Yale | 1 | 0 |
| | | | TOTALS | 210 | 108 |





2022-23 Arkansas Women's Basketball Combined Team Statistics All games

Page 1/1
as of Jan 09, 2023

Game Records

| Record | Overall | Home | Away | Neutral |
|----------------|---------|------|------|---------|
| ALL GAMES | 16-3 | 8-1 | 5-0 | 3-2 |
| CONFERENCE | 3-1 | 1-1 | 2-0 | 0-0 |
| NON-CONFERENCE | 13-2 | 7-0 | 3-0 | 3-2 |

Score by Periods

| Team | 1st | 2nd | 3rd | 4th | OT | TOT |
|-----------|-----|-----|-----|-----|----|------|
| Arkansas | 344 | 362 | 393 | 359 | 3 | 1461 |
| Opponents | 281 | 235 | 301 | 344 | 4 | 1165 |

Team Box Score

| No. | Player | Total | | | 3-Point | | | F-Throw | | Rebounds | | | | | | | | | | | | |
|-----------|----------------------|-------|--------|------|----------|------|----------|---------|---------|----------|-----|-----|-----|------|-----|----|-----|-----|-----|-----|------|------|
| | | GP-GS | MIN | AVG | FG-FGA | FG% | 3FG-3FGA | 3FG% | FT-FTA | FT% | OFF | DEF | TOT | AVG | PF | DQ | A | TO | BLK | STL | PTS | AVG |
| 4 | BARNUM, Erynn | 19-19 | 498:42 | 26.2 | 116-185 | .627 | 5-15 | .333 | 60-101 | .594 | 47 | 83 | 130 | 6.8 | 42 | 0 | 40 | 34 | 21 | 24 | 297 | 15.6 |
| 2 | SPENCER, Samara | 19-19 | 630:27 | 33.2 | 96-233 | .412 | 36-107 | .336 | 57-112 | .509 | 2 | 80 | 82 | 4.3 | 40 | 1 | 88 | 56 | 4 | 21 | 285 | 15.0 |
| 43 | DANIELS, Makayla | 16-16 | 483:12 | 30.2 | 62-166 | .373 | 34-89 | .382 | 55-71 | .775 | 16 | 49 | 65 | 4.1 | 41 | 0 | 47 | 37 | 1 | 25 | 213 | 13.3 |
| 34 | CARR, Chrissy | 19-19 | 521:46 | 27.5 | 71-191 | .372 | 41-131 | .313 | 36-40 | .900 | 15 | 58 | 73 | 3.8 | 31 | 0 | 10 | 20 | 1 | 10 | 219 | 11.5 |
| 0 | POFFENBARGER, Saylor | 19-19 | 592:51 | 31.2 | 65-179 | .363 | 19-82 | .232 | 37-53 | .698 | 19 | 131 | 150 | 7.9 | 42 | 0 | 51 | 46 | 21 | 12 | 186 | 9.8 |
| 24 | WOLFENBARGER, Jersey | 17-3 | 324:47 | 19.1 | 28-83 | .337 | 7-31 | .226 | 19-29 | .655 | 24 | 54 | 78 | 4.6 | 23 | 0 | 4 | 13 | 14 | 7 | 82 | 4.8 |
| 30 | DAUDA, Maryam | 19-0 | 261:17 | 13.8 | 31-77 | .403 | 5-14 | .357 | 13-21 | .619 | 29 | 34 | 63 | 3.3 | 41 | 0 | 14 | 27 | 14 | 7 | 80 | 4.2 |
| 11 | LANGERMAN, Rylee | 19-0 | 368:14 | 19.4 | 23-57 | .404 | 13-35 | .371 | 17-32 | .531 | 28 | 47 | 75 | 3.9 | 36 | 0 | 13 | 15 | 1 | 22 | 76 | 4.0 |
| 22 | HUGHES, Avery | 8-0 | 22:16 | 2.8 | 1-4 | .250 | 0-0 | .000 | 7-10 | .700 | 0 | 0 | 0 | 0.0 | 3 | 0 | 1 | 3 | 0 | 0 | 9 | 1.1 |
| 55 | ELLIS, Emrie | 14-0 | 86:10 | 6.2 | 4-14 | .286 | 2-5 | .400 | 3-4 | .750 | 1 | 12 | 13 | 0.9 | 8 | 0 | 0 | 5 | 0 | 1 | 13 | 0.9 |
| 20 | JOHNSON, Karley | 7-0 | 22:27 | 3.2 | 0-1 | .000 | 0-0 | .000 | 1-2 | .500 | 1 | 1 | 2 | 0.3 | 1 | 0 | 1 | 0 | 0 | 2 | 1 | 0.1 |
| 21 | LINDSEY, Loren | 6-0 | 12:51 | 2.1 | 0-0 | .000 | 0-0 | .000 | 0-0 | .000 | 0 | 0 | 0 | 0.0 | 0 | 0 | 0 | 0 | 0 | 0 | 0 | 0.0 |
| Team | | | | | | | | | | | 33 | 47 | 80 | | | | | 3 | | | | |
| Total | | 19 | 3825 | | 497-1190 | .418 | 162-509 | .318 | 305-475 | .642 | 215 | 596 | 811 | 42.7 | 308 | 1 | 269 | 259 | 77 | 131 | 1461 | 76.9 |
| Opponents | | 19 | 3825 | | 405-1188 | .341 | 115-403 | .285 | 240-352 | .682 | 227 | 534 | 761 | 40.1 | 416 | 13 | 183 | 322 | 53 | 118 | 1165 | 61.3 |

Team Statistics

| | ARK | OPP |
|------------------------|-----------------|-----------------|
| Scoring | 1461 | 1165 |
| Points per game | 76.9 | 61.3 |
| Scoring margin | +15.6 | - |
| Field goals-att | 497-1190 | 405-1188 |
| Field goal pct | .418 | .341 |
| 3 point fg-att | 162-509 | 115-403 |
| 3-point FG pct | .318 | .285 |
| 3-pt FG made per game | 8.5 | 6.1 |
| Free throws-att | 305-475 | 240-352 |
| Free throw pct | .642 | .682 |
| F-Throws made per game | 16.1 | 12.6 |
| Rebounds | 811 | 761 |
| Rebounds per game | 42.7 | 40.1 |
| Rebounding margin | +2.6 | - |
| Assists | 269 | 183 |
| Assists per game | 14.2 | 9.6 |
| Turnovers | 259 | 322 |
| Turnovers per game | 13.6 | 16.9 |
| Turnover margin | +3.3 | - |
| Assist/turnover ratio | 1.0 | 0.6 |
| Steals | 131 | 118 |
| Steals per game | 6.9 | 6.2 |
| Blocks | 77 | 53 |
| Blocks per game | 4.1 | 2.8 |
| Winning streak | 3 | - |
| Home win streak | 1 | - |
| Attendance | 34055 | 14601 |
| Home games-Avg/Game | 9-3784 | 5-2920 |
| Neutral site-Avg/Game | - | 5-1079 |

Team Results

| Date | Opponent | | Score | Att. |
|------------|--------------------|-----|--------|------|
| 11/07/2022 | at Ark.-Pine Bluff | W | 70-50 | 3128 |
| 11/11/2022 | Central Ark. | W | 72-34 | 7410 |
| 11/14/2022 | Tulsa | W | 79-70 | 2511 |
| 11/17/2022 | Kent St. | W | 80-59 | 2265 |
| 11/20/2022 | at Little Rock | W | 93-49 | 2879 |
| 11/24/2022 | vs Northern Ariz. | W | 82-73 | 1024 |
| 11/25/2022 | vs Clemson | W | 76-62 | 1724 |
| 11/26/2022 | vs Kansas St. | W | 69-53 | 2024 |
| 12/01/2022 | Troy | W | 87-70 | 3019 |
| 12/04/2022 | Oral Roberts | W | 92-58 | 2947 |
| 12/08/2022 | Lamar University | W | 63-50 | 2268 |
| 12/11/2022 | Arkansas St. | W | 77-63 | 3826 |
| 12/17/2022 | at Creighton | W | 83-75 | 1050 |
| 12/20/2022 | vs Oregon | L | 78-85 | 321 |
| 12/21/2022 | vs South Fla. | Lot | 65-66 | 303 |
| 12/29/2022 | LSU | L | 45-69 | 5285 |
| 01/01/2023 | at Kentucky | W | 71-50 | 3284 |
| 01/05/2023 | Florida | W | 102-74 | 4524 |
| 01/08/2023 | at Missouri | W | 77-55 | 4260 |



2022-23 Arkansas Women's Basketball Combined Team Statistics In Conference games

Page 1/1
as of Jan 09, 2023

Game Records

| Record | Overall | Home | Away | Neutral |
|----------------|---------|------|------|---------|
| ALL GAMES | 3-1 | 1-1 | 2-0 | 0-0 |
| CONFERENCE | 3-1 | 1-1 | 2-0 | 0-0 |
| NON-CONFERENCE | 0-0 | 0-0 | 0-0 | 0-0 |

Score by Periods

| Team | 1st | 2nd | 3rd | 4th | OT | TOT |
|-----------|-----|-----|-----|-----|----|-----|
| Arkansas | 57 | 81 | 76 | 81 | 0 | 295 |
| Opponents | 50 | 56 | 70 | 72 | 0 | 248 |

Team Box Score

| No. | Player | | | | Total | | 3-Point | | F-Throw | | Rebounds | | | | | | | | | | | | | | |
|-----------|----------------------|-------|--------|------|---------|-------|----------|-------|---------|-------|----------|-----|-----|------|----|----|----|----|-----|-----|-----|------|--|--|--|
| | | GP-GS | MIN | AVG | FG-FGA | FG% | 3FG-3FGA | 3FG% | FT-FTA | FT% | OFF | DEF | TOT | AVG | PF | DQ | A | TO | BLK | STL | PTS | AVG | | | |
| 4 | BARNUM, Erynn | 4-4 | 114:11 | 28.5 | 24-41 | .585 | 1-4 | .250 | 11-21 | .524 | 10 | 21 | 31 | 7.8 | 10 | 0 | 16 | 7 | 5 | 2 | 60 | 15.0 | | | |
| 0 | POFFENBARGER, Saylor | 4-4 | 107:18 | 26.8 | 22-46 | .478 | 3-13 | .231 | 11-13 | .846 | 4 | 20 | 24 | 6.0 | 10 | 0 | 7 | 11 | 4 | 0 | 58 | 14.5 | | | |
| 34 | CARR, Chrissy | 4-4 | 112:38 | 28.2 | 17-45 | .378 | 8-27 | .296 | 4-4 | 1.000 | 2 | 11 | 13 | 3.3 | 9 | 0 | 4 | 6 | 0 | 3 | 46 | 11.5 | | | |
| 43 | DANIELS, Makayla | 4-4 | 119:38 | 29.9 | 13-40 | .325 | 9-27 | .333 | 11-12 | .917 | 4 | 10 | 14 | 3.5 | 13 | 0 | 11 | 9 | 0 | 3 | 46 | 11.5 | | | |
| 2 | SPENCER, Samara | 4-4 | 136:19 | 34.1 | 15-39 | .385 | 7-20 | .350 | 4-9 | .444 | 0 | 16 | 16 | 4.0 | 7 | 0 | 18 | 9 | 0 | 5 | 41 | 10.3 | | | |
| 11 | LANGERMAN, Rylee | 4-0 | 76:04 | 19.0 | 5-12 | .417 | 4-7 | .571 | 3-5 | .600 | 6 | 10 | 16 | 4.0 | 7 | 0 | 3 | 3 | 0 | 7 | 17 | 4.3 | | | |
| 24 | WOLFENBARGER, Jersey | 4-0 | 69:38 | 17.4 | 6-17 | .353 | 0-3 | .000 | 3-4 | .750 | 5 | 14 | 19 | 4.8 | 6 | 0 | 1 | 5 | 4 | 2 | 15 | 3.8 | | | |
| 55 | ELLIS, Emrie | 3-0 | 09:08 | 3.0 | 1-1 | 1.000 | 1-1 | 1.000 | 2-2 | 1.000 | 0 | 2 | 2 | 0.7 | 0 | 0 | 0 | 0 | 0 | 5 | 1.7 | | | | |
| 30 | DAUDA, Maryam | 4-0 | 45:44 | 11.4 | 2-11 | .182 | 1-3 | .333 | 0-0 | .000 | 3 | 4 | 7 | 1.8 | 6 | 0 | 4 | 3 | 2 | 1 | 5 | 1.3 | | | |
| 22 | HUGHES, Avery | 3-0 | 05:54 | 2.0 | 0-0 | .000 | 0-0 | .000 | 2-4 | .500 | 0 | 0 | 0 | 0.0 | 0 | 0 | 0 | 1 | 0 | 0 | 2 | 0.7 | | | |
| 21 | LINDSEY, Loren | 1-0 | 01:38 | 1.6 | 0-0 | .000 | 0-0 | .000 | 0-0 | .000 | 0 | 0 | 0 | 0.0 | 0 | 0 | 0 | 0 | 0 | 0 | 0 | 0.0 | | | |
| 20 | JOHNSON, Karley | 1-0 | 01:50 | 1.8 | 0-0 | .000 | 0-0 | .000 | 0-0 | .000 | 0 | 0 | 0 | 0.0 | 1 | 0 | 0 | 0 | 0 | 0 | 0 | 0.0 | | | |
| Team | | | | | | | | | | | 7 | 9 | 16 | | | | | | | | | | | | |
| Total | | 4 | 800 | | 105-252 | .417 | 34-105 | .324 | 51-74 | .689 | 41 | 117 | 158 | 39.5 | 69 | 0 | 64 | 54 | 15 | 23 | 295 | 73.8 | | | |
| Opponents | | 4 | 800 | | 79-256 | .309 | 18-75 | .240 | 72-96 | .750 | 65 | 108 | 173 | 43.3 | 77 | 2 | 34 | 64 | 11 | 33 | 248 | 62.0 | | | |

Team Statistics

| | ARK | OPP |
|------------------------|----------------|---------------|
| Scoring | 295 | 248 |
| Points per game | 73.8 | 62.0 |
| Scoring margin | +11.8 | - |
| Field goals-att | 105-252 | 79-256 |
| Field goal pct | .417 | .309 |
| 3 point fg-att | 34-105 | 18-75 |
| 3-point FG pct | .324 | .240 |
| 3-pt FG made per game | 8.5 | 4.5 |
| Free throws-att | 51-74 | 72-96 |
| Free throw pct | .689 | .750 |
| F-Throws made per game | 12.8 | 18.0 |
| Rebounds | 158 | 173 |
| Rebounds per game | 39.5 | 43.3 |
| Rebounding margin | -3.8 | - |
| Assists | 64 | 34 |
| Assists per game | 16.0 | 8.5 |
| Turnovers | 54 | 64 |
| Turnovers per game | 13.5 | 16.0 |
| Turnover margin | +2.5 | - |
| Assist/turnover ratio | 1.2 | 0.5 |
| Steals | 23 | 33 |
| Steals per game | 5.8 | 8.3 |
| Blocks | 15 | 11 |
| Blocks per game | 3.8 | 2.8 |
| Winning streak | 3 | - |
| Home win streak | 1 | - |
| Attendance | 9809 | 7544 |
| Home games-Avg/Game | 2-4905 | 2-3772 |
| Neutral site-Avg/Game | - | 0-0 |

Team Results

| Date | Opponent | | Score | Att. |
|------------|-------------|---|--------|------|
| 12/29/2022 | LSU | L | 45-69 | 5285 |
| 01/01/2023 | at Kentucky | W | 71-50 | 3284 |
| 01/05/2023 | Florida | W | 102-74 | 4524 |
| 01/08/2023 | at Missouri | W | 77-55 | 4260 |



2022-23 Arkansas Women's Basketball Team High/Low Analysis All games

Page 1/4
as of Jan 10, 2023

Arkansas - Game Highs

| | | | |
|------------------------------|------|---------|---------------------------------|
| POINTS | 102 | | Florida (01/05/2023) |
| | 93 | | at Little Rock (11/20/2022) |
| | 92 | | Oral Roberts (12/04/2022) |
| | 87 | | Troy (12/01/2022) |
| | 83 | | at Creighton (12/17/2022) |
| FIELD GOALS MADE | 33 | | Oral Roberts (12/04/2022) |
| | 32 | | Florida (01/05/2023) |
| FIELD GOAL ATTEMPTS | 77 | | vs Oregon (N) (12/20/2022) |
| | 74 | | Oral Roberts (12/04/2022) |
| FIELD GOAL PERCENTAGE | .625 | (30-48) | at Little Rock (11/20/2022) |
| | .492 | (32-65) | Florida (01/05/2023) |
| 3 PT FG MADE | 12 | | Florida (01/05/2023) |
| | 12 | | vs Oregon (N) (12/20/2022) |
| | 12 | | at Creighton (12/17/2022) |
| 3 PT FG ATTEMPTS | 39 | | Tulsa (11/14/2022) |
| | 37 | | Troy (12/01/2022) |
| 3 PT FG PERCENTAGE | .526 | (10-19) | at Little Rock (11/20/2022) |
| | .462 | (12-26) | at Creighton (12/17/2022) |
| FREE THROWS MADE | 26 | | Florida (01/05/2023) |
| | 23 | | at Little Rock (11/20/2022) |
| FREE THROW ATTEMPTS | 46 | | at Ark.-Pine Bluff (11/07/2022) |
| | 35 | | Florida (01/05/2023) |
| | 35 | | vs Clemson (N) (11/25/2022) |
| | 35 | | Central Ark. (11/11/2022) |
| FREE THROW PERCENTAGE | .818 | (9-11) | at Kentucky (01/01/2023) |
| | .767 | (23-30) | at Little Rock (11/20/2022) |
| REBOUNDS | 57 | | Oral Roberts (12/04/2022) |
| | 56 | | at Ark.-Pine Bluff (11/07/2022) |
| ASSISTS | 23 | | Florida (01/05/2023) |
| | 22 | | at Kentucky (01/01/2023) |
| STEALS | 12 | | at Ark.-Pine Bluff (11/07/2022) |
| | 10 | | LSU (12/29/2022) |
| | 10 | | vs South Fla. (N) (12/21/2022) |
| BLOCKED SHOTS | 9 | | Lamar University (12/08/2022) |
| | 9 | | Oral Roberts (12/04/2022) |
| TURNOVERS | 23 | | vs Clemson (N) (11/25/2022) |
| | 22 | | at Little Rock (11/20/2022) |
| FOULS | 22 | | Florida (01/05/2023) |
| | 22 | | at Little Rock (11/20/2022) |



**2022-23 Arkansas Women's Basketball
Team High/Low Analysis
All games**

Page 3/4
as of Jan 10, 2023

Arkansas - Game Lows

| | | |
|------------------------------|--------------|------------------------------------|
| POINTS | 45 | LSU (12/29/2022) |
| | 63 | Lamar University (12/08/2022) |
| | 65 | vs South Fla. (N) (12/21/2022) |
| | 69 | vs Kansas St. (N) (11/26/2022) |
| | 70 | at Ark.-Pine Bluff (11/07/2022) |
| FIELD GOALS MADE | 17 | LSU (12/29/2022) |
| | 21 | vs South Fla. (N) (12/21/2022) |
| | 21 | Lamar University (12/08/2022) |
| FIELD GOAL ATTEMPTS | 48 | Lamar University (12/08/2022) |
| | 48 | vs Clemson (N) (11/25/2022) |
| | 48 | at Little Rock (11/20/2022) |
| FIELD GOAL PERCENTAGE | .279 (17-61) | LSU (12/29/2022) |
| | .314 (22-70) | at Ark.-Pine Bluff (11/07/2022) |
| 3 PT FG MADE | 5 | vs Northern Ariz. (N) (11/24/2022) |
| | 5 | at Ark.-Pine Bluff (11/07/2022) |
| 3 PT FG ATTEMPTS | 19 | at Little Rock (11/20/2022) |
| | 21 | at Ark.-Pine Bluff (11/07/2022) |
| 3 PT FG PERCENTAGE | .214 (6-28) | Arkansas St. (12/11/2022) |
| | .217 (5-23) | vs Northern Ariz. (N) (11/24/2022) |
| FREE THROWS MADE | 5 | LSU (12/29/2022) |
| | 9 | at Kentucky (01/01/2023) |
| FREE THROW ATTEMPTS | 11 | at Kentucky (01/01/2023) |
| | 12 | LSU (12/29/2022) |
| FREE THROW PERCENTAGE | .417 (5-12) | LSU (12/29/2022) |
| | .452 (14-31) | Lamar University (12/08/2022) |
| REBOUNDS | 30 | LSU (12/29/2022) |
| | 31 | vs South Fla. (N) (12/21/2022) |
| ASSISTS | 7 | LSU (12/29/2022) |
| | 9 | at Ark.-Pine Bluff (11/07/2022) |
| STEALS | 3 | at Little Rock (11/20/2022) |
| | 4 | Florida (01/05/2023) |
| | 4 | at Kentucky (01/01/2023) |
| | 4 | vs Oregon (N) (12/20/2022) |
| BLOCKED SHOTS | 1 | vs Clemson (N) (11/25/2022) |
| | 2 | LSU (12/29/2022) |
| | 2 | at Creighton (12/17/2022) |
| | 2 | at Little Rock (11/20/2022) |
| | 2 | Tulsa (11/14/2022) |
| | 2 | at Ark.-Pine Bluff (11/07/2022) |
| TURNOVERS | 8 | Oral Roberts (12/04/2022) |
| | 9 | vs Oregon (N) (12/20/2022) |
| | 9 | Tulsa (11/14/2022) |
| FOULS | 11 | Arkansas St. (12/11/2022) |
| | 12 | at Missouri (01/08/2023) |
| | 12 | Kent St. (11/17/2022) |



2022-23 Arkansas Women's Basketball Category Leaders All games

Page 1/3
as of Jan 10, 2023

Points

| ## | Player | G | Pts | Pts/G |
|----|----------------------|----|-----|-------|
| 4 | Barnum, Erynn | 19 | 297 | 15.6 |
| 2 | Spencer, Samara | 19 | 285 | 15.0 |
| 34 | Carr, Chrissy | 19 | 219 | 11.5 |
| 43 | Daniels, Makayla | 16 | 213 | 13.3 |
| 0 | Poffenbarger, Saylor | 19 | 186 | 9.8 |
| 24 | Wolfenbarger, Jersey | 17 | 82 | 4.8 |
| 30 | Dauda, Maryam | 19 | 80 | 4.2 |
| 11 | Langerman, Rylee | 19 | 76 | 4.0 |
| 55 | Ellis, Emrie | 14 | 13 | 0.9 |
| 22 | Hughes, Avery | 8 | 9 | 1.1 |
| 20 | Johnson, Karley | 7 | 1 | 0.1 |

Scoring Average

| ## | Player | G | Pts | Pts/G |
|----|----------------------|----|-----|-------|
| 4 | Barnum, Erynn | 19 | 297 | 15.6 |
| 2 | Spencer, Samara | 19 | 285 | 15.0 |
| 43 | Daniels, Makayla | 16 | 213 | 13.3 |
| 34 | Carr, Chrissy | 19 | 219 | 11.5 |
| 0 | Poffenbarger, Saylor | 19 | 186 | 9.8 |
| 24 | Wolfenbarger, Jersey | 17 | 82 | 4.8 |
| 30 | Dauda, Maryam | 19 | 80 | 4.2 |
| 11 | Langerman, Rylee | 19 | 76 | 4.0 |
| 22 | Hughes, Avery | 8 | 9 | 1.1 |
| 55 | Ellis, Emrie | 14 | 13 | 0.9 |
| 20 | Johnson, Karley | 7 | 1 | 0.1 |

Field Goal Percentage

| ## | Player | FG | Att | Pct |
|----|----------------------|-----|-----|------|
| 4 | Barnum, Erynn | 116 | 185 | .627 |
| 2 | Spencer, Samara | 96 | 233 | .412 |
| 11 | Langerman, Rylee | 23 | 57 | .404 |
| 30 | Dauda, Maryam | 31 | 77 | .403 |
| 43 | Daniels, Makayla | 62 | 166 | .373 |
| 34 | Carr, Chrissy | 71 | 191 | .372 |
| 0 | Poffenbarger, Saylor | 65 | 179 | .363 |
| 24 | Wolfenbarger, Jersey | 28 | 83 | .337 |
| 55 | Ellis, Emrie | 4 | 14 | .286 |
| 22 | Hughes, Avery | 1 | 4 | .250 |

Field Goal Attempts

| ## | Player | G | Att | Att/G |
|----|----------------------|----|-----|-------|
| 2 | Spencer, Samara | 19 | 233 | 12.3 |
| 34 | Carr, Chrissy | 19 | 191 | 10.1 |
| 4 | Barnum, Erynn | 19 | 185 | 9.7 |
| 0 | Poffenbarger, Saylor | 19 | 179 | 9.4 |
| 43 | Daniels, Makayla | 16 | 166 | 10.4 |

Field Goals Made

| ## | Player | G | Made | Made/G |
|----|----------------------|----|------|--------|
| 4 | Barnum, Erynn | 19 | 116 | 6.1 |
| 2 | Spencer, Samara | 19 | 96 | 5.1 |
| 34 | Carr, Chrissy | 19 | 71 | 3.7 |
| 0 | Poffenbarger, Saylor | 19 | 65 | 3.4 |
| 43 | Daniels, Makayla | 16 | 62 | 3.9 |

3-Point FG Percentage

| ## | Player | 3FG | Att | Pct |
|----|----------------------|-----|-----|------|
| 55 | Ellis, Emrie | 2 | 5 | .400 |
| 43 | Daniels, Makayla | 34 | 89 | .382 |
| 11 | Langerman, Rylee | 13 | 35 | .371 |
| 30 | Dauda, Maryam | 5 | 14 | .357 |
| 2 | Spencer, Samara | 36 | 107 | .336 |
| 4 | Barnum, Erynn | 5 | 15 | .333 |
| 34 | Carr, Chrissy | 41 | 131 | .313 |
| 0 | Poffenbarger, Saylor | 19 | 82 | .232 |
| 24 | Wolfenbarger, Jersey | 7 | 31 | .226 |

3-Point FG Attempts

| ## | Player | G | Att | Att/G |
|----|----------------------|----|-----|-------|
| 34 | Carr, Chrissy | 19 | 131 | 6.9 |
| 2 | Spencer, Samara | 19 | 107 | 5.6 |
| 43 | Daniels, Makayla | 16 | 89 | 5.6 |
| 0 | Poffenbarger, Saylor | 19 | 82 | 4.3 |
| 11 | Langerman, Rylee | 19 | 35 | 1.8 |

3-Point FG Made

| ## | Player | G | Made | Made/G |
|----|----------------------|----|------|--------|
| 34 | Carr, Chrissy | 19 | 41 | 2.2 |
| 2 | Spencer, Samara | 19 | 36 | 1.9 |
| 43 | Daniels, Makayla | 16 | 34 | 2.1 |
| 0 | Poffenbarger, Saylor | 19 | 19 | 1.0 |
| 11 | Langerman, Rylee | 19 | 13 | 0.7 |

Free Throw Percentage

| ## | Player | Made | Att | Pct |
|----|----------------------|------|-----|------|
| 34 | Carr, Chrissy | 36 | 40 | .900 |
| 43 | Daniels, Makayla | 55 | 71 | .775 |
| 55 | Ellis, Emrie | 3 | 4 | .750 |
| 22 | Hughes, Avery | 7 | 10 | .700 |
| 0 | Poffenbarger, Saylor | 37 | 53 | .698 |
| 24 | Wolfenbarger, Jersey | 19 | 29 | .655 |
| 30 | Dauda, Maryam | 13 | 21 | .619 |
| 4 | Barnum, Erynn | 60 | 101 | .594 |
| 11 | Langerman, Rylee | 17 | 32 | .531 |
| 2 | Spencer, Samara | 57 | 112 | .509 |
| 20 | Johnson, Karley | 1 | 2 | .500 |

Free Throw Attempts

| ## | Player | G | Att | Att/G |
|----|----------------------|----|-----|-------|
| 2 | Spencer, Samara | 19 | 112 | 5.9 |
| 4 | Barnum, Erynn | 19 | 101 | 5.3 |
| 43 | Daniels, Makayla | 16 | 71 | 4.4 |
| 0 | Poffenbarger, Saylor | 19 | 53 | 2.8 |
| 34 | Carr, Chrissy | 19 | 40 | 2.1 |

Free Throws Made

| ## | Player | G | Made | Made/G |
|----|----------------------|----|------|--------|
| 4 | Barnum, Erynn | 19 | 60 | 3.2 |
| 2 | Spencer, Samara | 19 | 57 | 3.0 |
| 43 | Daniels, Makayla | 16 | 55 | 3.4 |
| 0 | Poffenbarger, Saylor | 19 | 37 | 1.9 |
| 34 | Carr, Chrissy | 19 | 36 | 1.9 |

Rebounds

| ## | Player | G | Reb | Reb/G |
|----|----------------------|----|-----|-------|
| 0 | Poffenbarger, Saylor | 19 | 150 | 7.9 |
| 4 | Barnum, Erynn | 19 | 130 | 6.8 |
| 2 | Spencer, Samara | 19 | 82 | 4.3 |
| 24 | Wolfenbarger, Jersey | 17 | 78 | 4.6 |
| 11 | Langerman, Rylee | 19 | 75 | 3.9 |

Assists

| ## | Player | G | Ast | Ast/G |
|----|----------------------|----|-----|-------|
| 2 | Spencer, Samara | 19 | 88 | 4.6 |
| 0 | Poffenbarger, Saylor | 19 | 51 | 2.7 |
| 43 | Daniels, Makayla | 16 | 47 | 2.9 |
| 4 | Barnum, Erynn | 19 | 40 | 2.1 |
| 30 | Dauda, Maryam | 19 | 14 | 0.7 |

Rebounds Average

| ## | Player | G | Reb | Reb/G |
|----|----------------------|----|-----|-------|
| 0 | Poffenbarger, Saylor | 19 | 150 | 7.9 |
| 4 | Barnum, Erynn | 19 | 130 | 6.8 |
| 24 | Wolfenbarger, Jersey | 17 | 78 | 4.6 |
| 2 | Spencer, Samara | 19 | 82 | 4.3 |
| 43 | Daniels, Makayla | 16 | 65 | 4.1 |

Steals

| ## | Player | G | Stl | Stl/G |
|----|----------------------|----|-----|-------|
| 43 | Daniels, Makayla | 16 | 25 | 1.6 |
| 4 | Barnum, Erynn | 19 | 24 | 1.3 |
| 11 | Langerman, Rylee | 19 | 22 | 1.2 |
| 2 | Spencer, Samara | 19 | 21 | 1.1 |
| 0 | Poffenbarger, Saylor | 19 | 12 | 0.6 |

Offensive Rebounds

| ## | Player | G | OReb | OReb/G |
|----|----------------------|----|------|--------|
| 4 | Barnum, Erynn | 19 | 47 | 2.5 |
| 30 | Dauda, Maryam | 19 | 29 | 1.5 |
| 11 | Langerman, Rylee | 19 | 28 | 1.5 |
| 24 | Wolfenbarger, Jersey | 17 | 24 | 1.4 |
| 0 | Poffenbarger, Saylor | 19 | 19 | 1.0 |

Blocked Shots

| ## | Player | G | Blk | Blk/G |
|----|----------------------|----|-----|-------|
| 4 | Barnum, Erynn | 19 | 21 | 1.1 |
| 0 | Poffenbarger, Saylor | 19 | 21 | 1.1 |
| 24 | Wolfenbarger, Jersey | 17 | 14 | 0.8 |
| 30 | Dauda, Maryam | 19 | 14 | 0.7 |
| 2 | Spencer, Samara | 19 | 4 | 0.2 |

Defensive Rebounds

| ## | Player | G | DReb | DReb/G |
|----|----------------------|----|------|--------|
| 0 | Poffenbarger, Saylor | 19 | 131 | 6.9 |
| 4 | Barnum, Erynn | 19 | 83 | 4.4 |
| 2 | Spencer, Samara | 19 | 80 | 4.2 |
| 34 | Carr, Chrissy | 19 | 58 | 3.1 |
| 24 | Wolfenbarger, Jersey | 17 | 54 | 3.2 |

Minutes

| ## | Player | G | Min | Min/G |
|----|----------------------|----|-----|-------|
| 2 | Spencer, Samara | 19 | 630 | 33:11 |
| 0 | Poffenbarger, Saylor | 19 | 593 | 31:12 |
| 34 | Carr, Chrissy | 19 | 522 | 27:28 |
| 4 | Barnum, Erynn | 19 | 499 | 26:15 |
| 43 | Daniels, Makayla | 16 | 483 | 30:12 |

Fouls

| ## | Player | G | PF | PF/G |
|----|----------------------|----|----|------|
| 4 | Barnum, Erynn | 19 | 42 | 2.2 |
| 0 | Poffenbarger, Saylor | 19 | 42 | 2.2 |
| 43 | Daniels, Makayla | 16 | 41 | 2.6 |
| 30 | Dauda, Maryam | 19 | 41 | 2.2 |
| 2 | Spencer, Samara | 19 | 40 | 2.1 |

Turnovers

| ## | Player | G | TO | TO/G |
|----|----------------------|----|----|------|
| 2 | Spencer, Samara | 19 | 56 | 2.9 |
| 0 | Poffenbarger, Saylor | 19 | 46 | 2.4 |
| 43 | Daniels, Makayla | 16 | 37 | 2.3 |
| 4 | Barnum, Erynn | 19 | 34 | 1.8 |
| 30 | Dauda, Maryam | 19 | 27 | 1.4 |

Foul Outs

| ## | Player | G | FO |
|----|-----------------|----|----|
| 2 | Spencer, Samara | 19 | 1 |



2022-23 Arkansas Women's Basketball Points-rebounds-assists All games

Page 1/1
as of Jan 10, 2023

| Opponent | Date | Score | | 0 | 2 | 4 | 11 | 20 | 21 | 22 | 24 | 30 | 34 | 43 |
|--------------------|------------|--------|-----|------------|-------------|-------------|------------|-------------|-------------|-------------|------------|-------------|-------------|-------------|
| | | | | POFFENBARG | SPENCER, SA | BARNUM, ERY | LANGERMAN, | JOHNSON, KA | LINDSEY, LO | HUGHES, AVE | WOLFENBARG | DAUDA, MARY | CARR, CHRIS | DANIELS, MA |
| at Ark.-Pine Bluff | 11/07/2022 | 70-50 | W | 11-8-2 | 15-4-4 | 15-11-1 | 4-6-0 | DNP | DNP | DNP | 7-7-0 | 4-3-1 | 10-3-0 | 4-6-1 |
| Central Ark. | 11/11/2022 | 72-34 | W | 2-7-1 | 5-2-3 | 19-9-2 | 9-4-0 | 0-0-0 | 0-0-0 | DNP | 5-1-0 | 10-5-0 | 8-8-0 | 14-2-4 |
| Tulsa | 11/14/2022 | 79-70 | W | 2-10-3 | 13-3-4 | 27-8-0 | 10-5-1 | DNP | DNP | DNP | 2-0-0 | 3-3-0 | 3-6-0 | 19-9-3 |
| Kent St. | 11/17/2022 | 80-59 | W | 2-6-1 | 22-7-7 | 20-6-1 | 5-2-2 | 0-1-0 | DNP | 0-0-1 | 4-6-0 | 6-5-1 | 12-4-1 | 9-2-5 |
| at Little Rock | 11/20/2022 | 93-49 | W | 9-9-1 | 11-7-6 | 15-9-1 | 3-0-0 | 1-0-1 | 0-0-0 | 2-0-0 | 6-5-1 | 7-4-2 | 22-2-0 | 12-3-4 |
| vs Northern Ariz. | 11/24/2022 | 82-73 | W | 13-5-2 | 27-4-2 | 7-7-2 | 3-2-1 | DNP | DNP | DNP | 2-4-0 | 5-4-1 | 7-7-0 | 18-6-4 |
| vs Clemson | 11/25/2022 | 76-62 | W | 15-9-1 | 3-5-6 | 14-9-1 | 3-0-0 | DNP | DNP | DNP | 1-4-1 | 0-3-0 | 19-4-1 | 21-5-2 |
| vs Kansas St. | 11/26/2022 | 69-53 | W | 9-6-6 | 6-8-4 | 17-4-1 | 0-4-0 | 0-0-0 | 0-0-0 | 0-0-0 | 1-2-0 | 5-4-0 | 18-4-0 | 13-6-2 |
| Troy | 12/01/2022 | 87-70 | W | 9-3-5 | 19-3-6 | 18-8-2 | 1-5-3 | 0-1-0 | 0-0-0 | 4-0-0 | 11-3-0 | 0-7-0 | 14-3-0 | 10-3-4 |
| Oral Roberts | 12/04/2022 | 92-58 | W | 14-13-5 | 32-2-3 | 6-5-4 | 3-5-1 | 0-0-0 | 0-0-0 | 1-0-0 | 9-12-1 | 10-8-1 | 15-5-1 | DNP |
| Lamar University | 12/08/2022 | 63-50 | W | 17-12-3 | 17-0-4 | 5-8-3 | 0-6-0 | DNP | DNP | DNP | 4-6-0 | 2-0-0 | 18-2-0 | DNP |
| Arkansas St. | 12/11/2022 | 77-63 | W | 1-9-5 | 19-4-4 | 16-1-0 | 5-5-1 | DNP | DNP | DNP | 15-6-0 | 11-8-1 | 10-6-0 | DNP |
| at Creighton | 12/17/2022 | 83-75 | W | 16-11-3 | 26-4-4 | 15-2-4 | 6-5-0 | DNP | DNP | DNP | 0-3-0 | 4-1-1 | 4-2-0 | 12-2-3 |
| vs Oregon | 12/20/2022 | 78-85 | L | 5-11-3 | 20-7-10 | 22-9-0 | 7-7-0 | DNP | DNP | DNP | DNP | 6-1-1 | 3-1-3 | 15-3-1 |
| vs South Fla. | 12/21/2022 | 65-66 | Lot | 3-7-3 | 9-6-3 | 21-3-2 | 0-3-1 | DNP | DNP | DNP | DNP | 2-0-1 | 10-3-0 | 20-4-3 |
| LSU | 12/29/2022 | 45-69 | L | 1-3-1 | 17-1-1 | 7-4-1 | 0-2-0 | DNP | DNP | 0-0-0 | 1-6-0 | 3-2-0 | 6-4-1 | 10-6-3 |
| at Kentucky | 01/01/2023 | 71-50 | W | 17-7-3 | 6-2-5 | 17-8-7 | 6-7-1 | DNP | DNP | 0-0-0 | 4-3-0 | 2-3-1 | 8-4-1 | 11-2-4 |
| Florida | 01/05/2023 | 102-74 | W | 16-8-2 | 16-4-6 | 15-8-6 | 8-3-2 | 0-0-0 | 0-0-0 | 2-0-0 | 8-7-1 | 0-1-3 | 16-1-1 | 16-1-2 |
| at Missouri | 01/08/2023 | 77-55 | W | 24-6-1 | 2-9-6 | 21-11-2 | 3-4-0 | DNP | DNP | DNP | 2-3-0 | 0-1-0 | 16-4-1 | 9-5-2 |

| Opponent | Date | Score | | 55 |
|--------------------|------------|--------|-----|-------------|
| | | | | ELLIS, EMRI |
| at Ark.-Pine Bluff | 11/07/2022 | 70-50 | W | 0-2-0 |
| Central Ark. | 11/11/2022 | 72-34 | W | 0-4-0 |
| Tulsa | 11/14/2022 | 79-70 | W | DNP |
| Kent St. | 11/17/2022 | 80-59 | W | 0-1-0 |
| at Little Rock | 11/20/2022 | 93-49 | W | 5-2-0 |
| vs Northern Ariz. | 11/24/2022 | 82-73 | W | 0-0-0 |
| vs Clemson | 11/25/2022 | 76-62 | W | DNP |
| vs Kansas St. | 11/26/2022 | 69-53 | W | 0-0-0 |
| Troy | 12/01/2022 | 87-70 | W | 1-0-0 |
| Oral Roberts | 12/04/2022 | 92-58 | W | 2-1-0 |
| Lamar University | 12/08/2022 | 63-50 | W | 0-0-0 |
| Arkansas St. | 12/11/2022 | 77-63 | W | DNP |
| at Creighton | 12/17/2022 | 83-75 | W | DNP |
| vs Oregon | 12/20/2022 | 78-85 | L | 0-1-0 |
| vs South Fla. | 12/21/2022 | 65-66 | Lot | 0-0-0 |
| LSU | 12/29/2022 | 45-69 | L | 0-0-0 |
| at Kentucky | 01/01/2023 | 71-50 | W | 0-1-0 |
| Florida | 01/05/2023 | 102-74 | W | 5-1-0 |
| at Missouri | 01/08/2023 | 77-55 | W | DNP |



2022-23 Arkansas Women's Basketball
Player Highs Analysis
All games

Page 1/4
as of Jan 10, 2023

Arkansas - Individual Game Highs

| | | | |
|------------------------------------|-------|-------|--|
| POINTS | 32 | | Samara Spencer vs Oral Roberts (12/04/2022) |
| | 27 | | Samara Spencer vs Northern Ariz. (N) (11/24/2022) |
| | 27 | | Erynn Barnum vs Tulsa (11/14/2022) |
| | 26 | | Samara Spencer at Creighton (12/17/2022) |
| | 24 | | Saylor Poffenbarger at Missouri (01/08/2023) |
| FIELD GOALS MADE | 10 | | Samara Spencer at Creighton (12/17/2022) |
| | 10 | | Samara Spencer vs Oral Roberts (12/04/2022) |
| | 10 | | Samara Spencer vs Northern Ariz. (N) (11/24/2022) |
| | 10 | | Erynn Barnum vs Tulsa (11/14/2022) |
| | 10 | | Erynn Barnum vs Tulsa (11/14/2022) |
| FIELD GOAL ATTEMPTS | 21 | | Samara Spencer vs Northern Ariz. (N) (11/24/2022) |
| | 19 | | Makayla Daniels vs Tulsa (11/14/2022) |
| FIELD GOAL PERCENTAGE (min 5 made) | 1.000 | (8-8) | Erynn Barnum vs Arkansas St. (12/11/2022) |
| | 1.000 | (5-5) | Erynn Barnum at Little Rock (11/20/2022) |
| 3 PT FG MADE | 6 | | Samara Spencer vs Oral Roberts (12/04/2022) |
| | 5 | | Samara Spencer at Creighton (12/17/2022) |
| | 5 | | Chrissy Carr vs Clemson (N) (11/25/2022) |
| 3 PT FG ATTEMPTS | 12 | | Chrissy Carr vs Oral Roberts (12/04/2022) |
| | 11 | | Makayla Daniels vs South Fla. (N) (12/21/2022) |
| | 11 | | Samara Spencer vs Tulsa (11/14/2022) |
| 3 PT FG PERCENTAGE (min 2 made) | 1.000 | (2-2) | Rylee Langerman vs Oregon (N) (12/20/2022) |
| | .750 | (6-8) | Samara Spencer vs Oral Roberts (12/04/2022) |
| | .750 | (3-4) | Erynn Barnum vs Oregon (N) (12/20/2022) |
| | .750 | (3-4) | Makayla Daniels at Little Rock (11/20/2022) |
| FREE THROWS MADE | 9 | | Erynn Barnum vs Central Ark. (11/11/2022) |
| | 8 | | Makayla Daniels vs Northern Ariz. (N) (11/24/2022) |
| FREE THROW ATTEMPTS | 16 | | Samara Spencer vs Lamar University (12/08/2022) |
| | 13 | | Erynn Barnum at Ark.-Pine Bluff (11/07/2022) |
| FREE THROW PERCENTAGE (min 3 made) | 1.000 | (9-9) | Erynn Barnum vs Central Ark. (11/11/2022) |
| | 1.000 | (5-5) | Jersey Wolfenbarger vs Oral Roberts (12/04/2022) |
| | 1.000 | (4-4) | Chrissy Carr at Creighton (12/17/2022) |
| | 1.000 | (4-4) | Makayla Daniels vs Troy (12/01/2022) |
| | 1.000 | (4-4) | Chrissy Carr at Little Rock (11/20/2022) |
| | 1.000 | (3-3) | Saylor Poffenbarger vs Florida (01/05/2023) |
| | 1.000 | (3-3) | Makayla Daniels vs Kansas St. (N) (11/26/2022) |
| REBOUNDS | 13 | | Saylor Poffenbarger vs Oral Roberts (12/04/2022) |
| | 12 | | Saylor Poffenbarger vs Lamar University (12/08/2022) |
| | 12 | | Jersey Wolfenbarger vs Oral Roberts (12/04/2022) |
| ASSISTS | 10 | | Samara Spencer vs Oregon (N) (12/20/2022) |
| | 7 | | Erynn Barnum at Kentucky (01/01/2023) |
| | 7 | | Samara Spencer vs Kent St. (11/17/2022) |
| STEALS | 5 | | Erynn Barnum vs Clemson (N) (11/25/2022) |
| | 4 | | Rylee Langerman vs South Fla. (N) (12/21/2022) |
| | 4 | | Samara Spencer vs Northern Ariz. (N) (11/24/2022) |
| | 4 | | Makayla Daniels vs Kent St. (11/17/2022) |
| | 4 | | Rylee Langerman vs Tulsa (11/14/2022) |
| | 4 | | Makayla Daniels vs Central Ark. (11/11/2022) |
| | 4 | | Erynn Barnum at Ark.-Pine Bluff (11/07/2022) |
| | 4 | | Rylee Langerman at Ark.-Pine Bluff (11/07/2022) |
| BLOCKED SHOTS | 4 | | Jersey Wolfenbarger vs Oral Roberts (12/04/2022) |
| | 3 | | Erynn Barnum at Kentucky (01/01/2023) |
| | 3 | | Jersey Wolfenbarger vs Lamar University (12/08/2022) |
| | 3 | | Saylor Poffenbarger vs Lamar University (12/08/2022) |
| | 3 | | Maryam Dauda vs Northern Ariz. (N) (11/24/2022) |
| | 3 | | Saylor Poffenbarger vs Kent St. (11/17/2022) |
| | 3 | | Erynn Barnum vs Central Ark. (11/11/2022) |
| TURNOVERS | 8 | | Samara Spencer vs Clemson (N) (11/25/2022) |
| | 6 | | Saylor Poffenbarger at Kentucky (01/01/2023) |
| | 6 | | Saylor Poffenbarger at Creighton (12/17/2022) |
| | 6 | | Makayla Daniels vs Clemson (N) (11/25/2022) |
| | 6 | | Samara Spencer at Little Rock (11/20/2022) |
| | 6 | | Samara Spencer at Little Rock (11/20/2022) |
| FOULS | 5 | | Samara Spencer vs Oregon (N) (12/20/2022) |
| | 4 | | Makayla Daniels at Missouri (01/08/2023) |
| | 4 | | Erynn Barnum vs Florida (01/05/2023) |
| | 4 | | Makayla Daniels at Kentucky (01/01/2023) |
| | 4 | | Saylor Poffenbarger vs LSU (12/29/2022) |
| | 4 | | Maryam Dauda vs South Fla. (N) (12/21/2022) |
| | 4 | | Erynn Barnum vs Oregon (N) (12/20/2022) |
| | 4 | | Makayla Daniels at Creighton (12/17/2022) |
| | 4 | | Samara Spencer vs Lamar University (12/08/2022) |
| | 4 | | Saylor Poffenbarger vs Oral Roberts (12/04/2022) |
| | 4 | | Makayla Daniels vs Troy (12/01/2022) |
| | 4 | | Maryam Dauda vs Troy (12/01/2022) |
| | 4 | | Makayla Daniels vs Clemson (N) (11/25/2022) |
| | 4 | | Rylee Langerman vs Clemson (N) (11/25/2022) |
| | 4 | | Makayla Daniels vs Northern Ariz. (N) (11/24/2022) |
| | 4 | | Maryam Dauda at Little Rock (11/20/2022) |
| | 4 | | Saylor Poffenbarger vs Tulsa (11/14/2022) |
| | 4 | | Samara Spencer at Ark.-Pine Bluff (11/07/2022) |
| | 4 | | Maryam Dauda at Ark.-Pine Bluff (11/07/2022) |
| | 4 | | Maryam Dauda at Ark.-Pine Bluff (11/07/2022) |



0 Saylor Poffenbarger | R-Fr. | 6-2 | G | Middletown, Conn. (Middletown HS) | UConn

POFFENBARGER BENCHMARK STATS

2022-23 SEASON HIGHS

| | | | |
|-----------|----|------------------|-----------|
| Points | 24 | at Missouri | 1-8-23 |
| FG Made | 8 | at Missouri | 1-8-23* |
| FG Att. | 17 | at Kentucky | 1-1-23 |
| 3FG Made | 2 | at Missouri | 1-8-23* |
| 3FG Att. | 9 | at UAPB | 11-7-22 |
| FT Made | 6 | at Missouri | 1-8-23 |
| FT Att. | 7 | at Missouri | 1-8-23 |
| Off. Reb. | 4 | at #16 Creighton | 12-17-22 |
| Def. Reb. | 13 | vs. Oral Roberts | 12-4-22 |
| Rebounds | 13 | vs. Oral Roberts | 12-14-22 |
| Assists | 6 | vs. #25 K-State | 11-26-22 |
| Blocks | 3 | vs. Lamar | 12-8-22* |
| Steals | 2 | at #16 Creighton | 12-17-22* |
| Minutes | 39 | vs. USF | 12-21-22 |

CAREER HIGHS

| | | | |
|-----------|----|------------------|-----------|
| Points | 24 | at Missouri | 1-8-23 |
| FG Made | 8 | at Missouri | 1-8-23* |
| FG Att. | 17 | at Kentucky | 1-1-23 |
| 3FG Made | 2 | at Missouri | 1-8-23* |
| 3FG Att. | 9 | at UAPB | 11-7-22 |
| FT Made | 6 | at Missouri | 1-8-23 |
| FT Att. | 7 | at Missouri | 1-8-23 |
| Off. Reb. | 4 | at #16 Creighton | 12-17-22 |
| Def. Reb. | 13 | vs. Oral Roberts | 12-4-22 |
| Rebounds | 13 | vs. Oral Roberts | 12-14-22 |
| Assists | 6 | vs. #25 K-State | 11-26-22 |
| Blocks | 3 | vs. Lamar | 12-8-22* |
| Steals | 2 | at #16 Creighton | 12-17-22* |
| Minutes | 39 | vs. USF | 12-21-22 |

SEC HIGHS

| | | | |
|-----------|-----|-------------|---------|
| Points | 24 | at Missouri | 1-8-23 |
| FG Made | 8 | at Missouri | 1-8-23* |
| FG Att. | 17 | at Kentucky | 1-1-23 |
| 3FG Made | 2 | at Missouri | 1-8-23 |
| 3FG Att. | 7 | at Missouri | 1-8-23 |
| FT Made | 6 | at Missouri | 1-8-23 |
| FT Att. | 7 | at Missouri | 1-8-23 |
| Off. Reb. | 2 | at Kentucky | 1-1-23 |
| Def. Reb. | 7 | vs. Florida | 1-5-23 |
| Rebounds | 8 | vs. Florida | 1-5-23 |
| Assists | 3 | at Kentucky | 1-1-23 |
| Blocks | 2 | at Kentucky | 1-1-23 |
| Steals | N/A | | |
| Minutes | 36 | at Missouri | 1-8-23 |

NOTABLES

| Stat | 22-23 | Career |
|--------------------|-------|--------|
| Double Figure Pts | 9 | 9 |
| Double Figure Rebs | 5 | 5 |
| Double-Doubles | 3 | 3 |
| 5+ Assists | 4 | 4 |
| 5+ Blocks | - | - |
| 5+ Steals | - | - |
| Led Team in Pts | 3 | 3 |
| Led Team in Reb | 10 | 10 |
| 20+ Points | 1 | 1 |
| 30+ Points | - | - |

* Most Recent

GAME NOTES

- Tabbed SEC Freshman of the Week for the fourth time, leads the league, after averaging 20.0 points and 7.0 rebounds in the Razorbacks' 2-0 week
- Coming off career-high 24 points and six rebounds at Missouri
- Logged third double-double with 16 points and 11 rebounds against No. 16/16 Creighton
- A versatile player who can be put in positions one through five during a game
- Ranks second in defensive rebounds/game (6.9), fifth rebounding (7.9) and eighth minutes (31.2) in SEC
- Believed to be one of two three-year freshmen in the country (Ellie Foster from UNI the other one)
- Enrolled early at UConn in Jan. 2021
- Won gold at the 2019 FIBA Americas U16 Championship

WHO IS SAYLOR POFFENBARGER?

- Majoring in recreation and sport management
- Plays for her little brother that passed away
- Comes from an athletic family: mother, Amy, played basketball at Missouri and was a huge influence on Saylor's basketball journey, and three of her brothers play quarterback: Reese (21) – starting quarterback for Albany, Brittin (15) – freshman in HS football and Higgins (10) – fourth grade football player
- Played against teammate Makayla Daniels a few times and was on the same AAU team as her at one point
- Favorite movie: Legally Blonde

#0 POFFENBARGER, Saylor

| Opponent | Date | GS | MIN | Total | | 3-Pointers | | Free throws | | Rebounds | | | | | | | | | | | |
|--------------------|------------|----|-------|--------|--------|------------|-------|-------------|-------|----------|-----|-----|-----|-----|----|----|-----|-----|-----|------|-----|
| | | | | FG-FA | PCT | 3FG-3FA | PCT | FT-FTA | PCT | OFF | DEF | TOT | AVG | PF | A | TO | BLK | STL | PTS | AVG | |
| at Ark.-Pine Bluff | 11/07/2022 | * | 27:35 | 3-14 | .214 | 2-9 | .222 | 3-6 | .500 | 2 | 6 | 8 | 8.0 | 1 | 2 | 2 | 1 | 0 | 11 | 11.0 | |
| Central Ark. | 11/11/2022 | * | 30:24 | 0-5 | .000 | 0-3 | .000 | 2-4 | .500 | 0 | 7 | 7 | 7.5 | 1 | 1 | 2 | 2 | 0 | 2 | 2.0 | |
| Tulsa | 11/14/2022 | * | 28:35 | 1-4 | .250 | 0-2 | .000 | 0-0 | .000 | 2 | 8 | 10 | 8.3 | 4 | 3 | 0 | 0 | 1 | 2 | 5.0 | |
| Kent St. | 11/17/2022 | * | 29:51 | 0-7 | .000 | 0-3 | .000 | 2-2 | 1.000 | 1 | 5 | 6 | 7.8 | 0 | 1 | 1 | 3 | 1 | 2 | 4.0 | |
| at Little Rock | 11/20/2022 | * | 27:53 | 3-4 | .750 | 0-1 | .000 | 3-4 | .750 | 0 | 9 | 9 | 8.0 | 3 | 1 | 3 | 0 | 0 | 9 | 5.0 | |
| vs Northern Ariz. | 11/24/2022 | * | 31:41 | 4-10 | .400 | 2-6 | .333 | 3-4 | .750 | 2 | 3 | 5 | 7.5 | 3 | 2 | 4 | 1 | 1 | 13 | 6.3 | |
| vs Clemson | 11/25/2022 | * | 37:48 | 5-8 | .625 | 2-4 | .500 | 3-4 | .750 | 0 | 9 | 9 | 7.7 | 2 | 1 | 4 | 0 | 1 | 15 | 7.7 | |
| vs Kansas St. | 11/26/2022 | * | 35:26 | 3-8 | .375 | 2-4 | .500 | 1-2 | .500 | 1 | 5 | 6 | 7.5 | 2 | 6 | 2 | 2 | 1 | 9 | 7.5 | |
| Troy | 12/01/2022 | * | 24:18 | 3-8 | .375 | 1-4 | .250 | 2-2 | 1.000 | 0 | 3 | 3 | 7.0 | 1 | 5 | 3 | 1 | 0 | 9 | 8.0 | |
| Oral Roberts | 12/04/2022 | * | 26:09 | 5-11 | .455 | 1-3 | .333 | 3-4 | .750 | 0 | 13 | 13 | 7.6 | 4 | 5 | 0 | 1 | 0 | 14 | 8.0 | |
| Lamar University | 12/08/2022 | * | 37:37 | 7-13 | .538 | 2-5 | .400 | 1-3 | .333 | 2 | 10 | 12 | 8.0 | 3 | 3 | 5 | 3 | 2 | 17 | 9.4 | |
| Arkansas St. | 12/11/2022 | * | 36:55 | 0-11 | .000 | 0-8 | .000 | 1-2 | .500 | 0 | 9 | 9 | 8.1 | 1 | 5 | 1 | 1 | 1 | 1 | 8.0 | |
| at Creighton | 12/17/2022 | * | 37:44 | 6-16 | .375 | 2-7 | .286 | 2-3 | .667 | 4 | 7 | 11 | 8.3 | 3 | 3 | 6 | 0 | 2 | 16 | 9.3 | |
| vs Oregon | 12/20/2022 | * | 34:09 | 2-9 | .222 | 1-6 | .167 | 0-0 | .000 | 1 | 10 | 11 | 8.5 | 3 | 3 | 2 | 1 | 1 | 5 | 8.9 | |
| vs South Fla. | 12/21/2022 | * | 39:28 | 1-5 | .200 | 1-4 | .250 | 0-0 | .000 | 0 | 7 | 7 | 8.4 | 1 | 3 | 0 | 1 | 1 | 3 | 8.0 | |
| LSU | 12/29/2022 | * | 20:03 | 0-5 | .000 | 0-1 | .000 | 1-2 | .500 | 0 | 3 | 3 | 8.1 | 4 | 1 | 1 | 0 | 0 | 1 | 8.0 | |
| at Kentucky | 01/01/2023 | * | 33:57 | 8-17 | .471 | 0-3 | .000 | 1-1 | 1.000 | 2 | 5 | 7 | 8.0 | 2 | 3 | 6 | 2 | 0 | 17 | 8.0 | |
| Florida | 01/05/2023 | * | 17:42 | 6-8 | .750 | 1-2 | .500 | 3-3 | 1.000 | 1 | 7 | 8 | 8.0 | 3 | 2 | 2 | 1 | 0 | 16 | 9.0 | |
| at Missouri | 01/08/2023 | * | 35:36 | 8-16 | .500 | 2-7 | .286 | 6-7 | .857 | 1 | 5 | 6 | 7.9 | 1 | 1 | 2 | 1 | 0 | 24 | 9.0 | |
| Totals | | | 19 | 592:51 | 65-179 | .363 | 19-82 | .232 | 37-53 | .698 | 19 | 131 | 150 | 7.9 | 42 | 51 | 46 | 21 | 12 | 186 | 9.8 |

Player Averages

| Games Played | Minutes/game | Points/game | FG Pct | 3FG Pct | FT Pct | Rebounds/game | Assists/game | Turnovers/game | Assist/Turnover ratio | Steals/game | Blocks/game |
|--------------|--------------|-------------|--------|---------|--------|---------------|--------------|----------------|-----------------------|-------------|-------------|
| 19 | 31.2 | 9.8 | 36.3 | 23.2 | 69.8 | 7.9 | 2.7 | 2.4 | 1.1 | 0.6 | 1.1 |

CAREER STATISTICS

| SEASON | TEAM | GP-GS | MIN/AVG | Field Goals | | 3-Point | | F-Throws | | Rebounds | | | | Scoring | | | |
|----------------------|-------|--------------|-----------------|---------------|-------------|--------------|-------------|--------------|-------------|-----------|------------|------------|------------|-------------|-----------|-----------|-----------|
| | | | | FG-FGA | FG% | 3FG-3FGA | 3FG% | FT-FTA | FT% | OFF | DEF | TOT | AVG | PF-FO | A | TO | BLK |
| 2020-21 | UConn | 12-0 | 33/2.7 | 2-15 | .133 | 1-11 | .091 | 1-1 | 1.000 | 1 | 3 | 4 | 0.3 | 2-0 | 0 | 0 | 1 |
| 2022-23 | Ark | 19-19 | 593/31.2 | 65-179 | .363 | 19-82 | .232 | 37-53 | .698 | 19 | 131 | 150 | 7.9 | 42-0 | 51 | 46 | 21 |
| TOTAL FOR Ark | | 19-19 | 593/31.2 | 65-179 | .363 | 19-82 | .232 | 37-53 | .698 | 19 | 131 | 150 | 7.9 | 42-0 | 51 | 46 | 21 |
| TOTAL | | 31-19 | 626/20.2 | 67-194 | .345 | 20-93 | .215 | 38-54 | .704 | 20 | 134 | 154 | 5.0 | 44-0 | 51 | 46 | 22 |



2 Samara Spencer | So. | 5-7 | G | Fort Lauderdale, Fla. (St. Thomas Aquinas HS)

2022-23 SEASON HIGHS

SPENCER BENCHMARK STATS

| | | | |
|-----------|----|------------------|-----------|
| Points | 32 | vs. Oral Roberts | 12-4-22 |
| FG Made | 10 | at #16 Creighton | 12-17-22* |
| FG Att. | 21 | vs. NAU | 11-24-22 |
| 3FG Made | 6 | vs. Oral Roberts | 12-4-22 |
| 3FG Att. | 11 | vs. Tulsa | 11-14-22 |
| FT Made | 7 | vs. USF | 12-21-22* |
| FT Att. | 16 | vs. Lamar | 12-8-22 |
| Off. Reb. | 1 | vs. Oral Roberts | 12-4-22* |
| Def. Reb. | 9 | at Missouri | 1-8-23 |
| Rebounds | 9 | at Missouri | 1-8-23 |
| Assists | 10 | vs. #16 Oregon | 12-20-22 |
| Blocks | 2 | vs. USF | 12-21-22 |
| Steals | 4 | vs. NAU | 11-24-22 |
| Minutes | 42 | vs. USF | 12-21-22 |

CAREER HIGHS

| | | | |
|-----------|----|------------------|-----------|
| Points | 32 | vs. Oral Roberts | 12-4-22 |
| FG Made | 10 | at #16 Creighton | 12-17-22* |
| FG Att. | 21 | vs. NAU | 11-24-22* |
| 3FG Made | 6 | vs. Oral Roberts | 12-4-22 |
| 3FG Att. | 11 | vs. Tulsa | 11-14-22 |
| FT Made | 7 | vs. USF | 12-21-22* |
| FT Att. | 16 | vs. Lamar | 12-8-22 |
| Off. Reb. | 2 | vs. #1 SC | 3-4-22* |
| Def. Reb. | 9 | at Missouri | 1-8-23 |
| Rebounds | 9 | at Missouri | 1-8-23 |
| Assists | 10 | vs. #16 Oregon | 12-20-22 |
| Blocks | 2 | vs. USF | 12-21-22 |
| Steals | 4 | vs. NAU | 11-24-22* |
| Minutes | 43 | at #7 Tennessee | 1-31-22 |

SEC HIGHS

| | | | |
|-----------|----|-----------------|----------|
| Points | 22 | at Missouri | 2-13-22 |
| FG Made | 9 | at Florida | 2-17-22* |
| FG Att. | 21 | at Missouri | 2-13-22* |
| 3FG Made | 5 | vs. Miss. State | 1-23-22 |
| 3FG Att. | 8 | at #7 Tennessee | 1-31-22* |
| FT Made | 6 | at Miss. State | 2-27-22* |
| FT Att. | 8 | at Miss. State | 2-27-22* |
| Off. Reb. | 2 | vs. #1 SC | 3-4-22* |
| Def. Reb. | 9 | at Missouri | 1-8-23 |
| Rebounds | 9 | at Missouri | 1-8-23 |
| Assists | 6 | at Missouri | 1-8-23* |
| Blocks | 1 | at Missouri | 2-13-22* |
| Steals | 2 | at Missouri | 1-8-23* |
| Minutes | 43 | at #7 Tennessee | 1-31-22 |

NOTABLES

| | | | |
|--------------------|-------|-------|--------|
| Stat | 21-22 | 22-23 | Career |
| Double Figure Pts | 20 | 13 | 33 |
| Double Figure Rebs | - | - | - |
| Double-Doubles | - | 1 | 1 |
| 5+ Assists | 5 | 8 | 13 |
| 5+ Blocks | - | - | - |
| 5+ Steals | - | - | - |
| Led Team in Pts | 5 | 9 | 14 |
| Led Team in Reb | 1 | 2 | 3 |
| 20+ Points | 3 | 5 | 8 |
| 30+ Points | - | 1 | 1 |

* Most Recent

GAME NOTES

- Coming off a career-high nine rebounds with six assists at Missouri
- Recorded a near triple-double with 20 points, 10 assists and seven rebounds vs. No. 16/15 Oregon
- Went off on her 20th birthday vs. Oral Roberts with a career-high 32 points off 17 shots, including a 3/4 court shot
- Second in FT attempts (112), fifth in assists (4.6) and FG attempts (233), 11th in scoring (15.0) and 3-pointers (1.9) and 15th in FG percentage (.412) in the SEC
- In the NCAA, 11th in free throw attempts, 25th in total assist (88) and 58th in total points (285)
- Named 2022 SEC Freshman of the Year, first Arkansas player since 2009 (C'eria Ricketts)
- Won SEC Freshman of the Week four times last season
- Has registered eight career 20-point games, including five this season (one of those 30+)
- Finished third on the team in scoring and led the way in assists (96) as a freshman
- Led St. Thomas Aquinas to a state title during her senior season

WHO IS SAMARA SPENCER?

- Majoring in recreation and sport management
- First Floridian to make up an Arkansas WBB roster since 2010
- Favorite foods: Steak or lasagna
- Favorite place to eat in Fayetteville: Tacos 4 Life
- Proudest accomplishment in basketball: winning SEC Freshman of the year last year

#2 SPENCER, Samara

| Opponent | Date | GS | MIN | Total | | 3-Pointers | | Free throws | | Rebounds | | | | PF | A | TO | BLK | STL | PTS | AVG | |
|--------------------|------------|----|-------|--------|--------|------------|--------|-------------|--------|----------|-----|-----|-----|-----|----|----|-----|-----|-----|------|------|
| | | | | FG-FGA | PCT | 3FG-3FGA | PCT | FT-FTA | PCT | OFF | DEF | TOT | AVG | | | | | | | | |
| at Ark.-Pine Bluff | 11/07/2022 | * | 31:00 | 6-16 | .375 | 1-7 | .143 | 2-8 | .250 | 0 | 4 | 4 | 4.0 | 4 | 4 | 1 | 0 | 0 | 15 | 15.0 | |
| Central Ark. | 11/11/2022 | * | 18:51 | 1-5 | .200 | 0-2 | .000 | 3-7 | .429 | 0 | 2 | 2 | 3.0 | 3 | 3 | 2 | 0 | 0 | 5 | 10.0 | |
| Tulsa | 11/14/2022 | * | 39:04 | 3-16 | .188 | 3-11 | .273 | 4-6 | .667 | 0 | 3 | 3 | 3.0 | 2 | 4 | 2 | 0 | 0 | 13 | 11.0 | |
| Kent St. | 11/17/2022 | * | 28:15 | 8-13 | .615 | 3-6 | .500 | 3-4 | .750 | 0 | 7 | 7 | 4.0 | 1 | 7 | 2 | 0 | 1 | 22 | 13.8 | |
| at Little Rock | 11/20/2022 | * | 30:08 | 4-9 | .444 | 0-4 | .000 | 3-4 | .750 | 0 | 7 | 7 | 4.6 | 1 | 6 | 6 | 0 | 0 | 11 | 13.2 | |
| vs Northern Ariz. | 11/24/2022 | * | 39:29 | 10-21 | .476 | 3-7 | .429 | 4-6 | .667 | 0 | 4 | 4 | 4.5 | 1 | 2 | 2 | 0 | 4 | 27 | 15.5 | |
| vs Clemson | 11/25/2022 | * | 27:30 | 1-5 | .200 | 0-2 | .000 | 1-6 | .167 | 0 | 5 | 5 | 4.6 | 3 | 6 | 8 | 0 | 0 | 3 | 13.7 | |
| vs Kansas St. | 11/26/2022 | * | 30:17 | 3-11 | .273 | 0-6 | .000 | 0-0 | .000 | 1 | 7 | 8 | 5.0 | 3 | 4 | 3 | 0 | 3 | 6 | 12.8 | |
| Troy | 12/01/2022 | * | 27:47 | 8-15 | .533 | 3-8 | .375 | 0-3 | .000 | 0 | 3 | 3 | 4.8 | 1 | 6 | 3 | 0 | 1 | 19 | 13.4 | |
| Oral Roberts | 12/04/2022 | * | 30:40 | 10-17 | .588 | 6-8 | .750 | 6-12 | .500 | 1 | 1 | 2 | 4.5 | 1 | 3 | 2 | 1 | 3 | 32 | 15.3 | |
| Lamar University | 12/08/2022 | * | 33:45 | 5-10 | .500 | 1-3 | .333 | 6-16 | .375 | 0 | 0 | 0 | 4.1 | 4 | 4 | 5 | 0 | 0 | 17 | 15.5 | |
| Arkansas St. | 12/11/2022 | * | 40:00 | 5-12 | .417 | 2-5 | .400 | 7-10 | .700 | 0 | 4 | 4 | 4.1 | 0 | 4 | 4 | 1 | 2 | 19 | 15.8 | |
| at Creighton | 12/17/2022 | * | 36:38 | 10-17 | .588 | 5-7 | .714 | 1-4 | .250 | 0 | 4 | 4 | 4.1 | 3 | 4 | 1 | 0 | 0 | 26 | 16.5 | |
| vs Oregon | 12/20/2022 | * | 38:40 | 6-18 | .333 | 2-6 | .333 | 6-8 | .750 | 0 | 7 | 7 | 4.3 | 5 | 10 | 2 | 0 | 1 | 20 | 16.8 | |
| vs South Fla. | 12/21/2022 | * | 42:03 | 1-9 | .111 | 0-5 | .000 | 7-9 | .778 | 0 | 6 | 6 | 4.4 | 1 | 3 | 4 | 2 | 1 | 9 | 16.3 | |
| LSU | 12/29/2022 | * | 34:09 | 7-15 | .467 | 3-7 | .429 | 0-4 | .000 | 0 | 1 | 1 | 4.2 | 2 | 1 | 4 | 0 | 1 | 17 | 16.3 | |
| at Kentucky | 01/01/2023 | * | 33:22 | 1-8 | .125 | 1-4 | .250 | 3-4 | .750 | 0 | 2 | 2 | 4.1 | 2 | 5 | 1 | 0 | 2 | 6 | 15.7 | |
| Florida | 01/05/2023 | * | 34:19 | 6-11 | .545 | 3-5 | .600 | 1-1 | 1.000 | 0 | 4 | 4 | 4.1 | 2 | 6 | 4 | 0 | 0 | 16 | 15.7 | |
| at Missouri | 01/08/2023 | * | 34:29 | 1-5 | .200 | 0-4 | .000 | 0-0 | .000 | 0 | 9 | 9 | 4.3 | 1 | 6 | 0 | 0 | 2 | 2 | 15.0 | |
| Totals | | | 19 | 630:27 | 96-233 | .412 | 36-107 | .336 | 57-112 | .509 | 2 | 80 | 82 | 4.3 | 40 | 88 | 56 | 4 | 21 | 285 | 15.0 |

Player Averages

| Games Played | Minutes/game | Points/game | FG Pct | 3FG Pct | FT Pct | Rebounds/game | Assists/game | Turnovers/game | Assist/Turnover ratio | Steals/game | Blocks/game |
|--------------|--------------|-------------|--------|---------|--------|---------------|--------------|----------------|-----------------------|-------------|-------------|
| 19 | 33.2 | 15.0 | 41.2 | 33.6 | 50.9 | 4.3 | 4.6 | 2.9 | 1.6 | 1.1 | 0.2 |

CAREER STATISTICS

| SEASON | TEAM | GP-GS | MIN/AVG | Field Goals | | 3-Point | | F-Throws | | Rebounds | | | | Scoring | | | | | | |
|---------|------|-------|-----------|-------------|------|----------|------|----------|------|----------|-----|-----|-----|---------|-----|-----|-----|-----|-----|------|
| | | | | FG-FGA | FG% | 3FG-3FGA | 3FG% | FT-FTA | FT% | OFF | DEF | TOT | AVG | PF-FO | A | TO | BLK | STL | PTS | AVG |
| 2021-22 | Ark | 31-27 | 930/30.0 | 138-325 | .425 | 44-128 | .344 | 59-98 | .602 | 18 | 96 | 114 | 3.7 | 49-0 | 96 | 82 | 8 | 36 | 379 | 12.2 |
| 2022-23 | Ark | 19-19 | 630/33.2 | 96-233 | .412 | 36-107 | .336 | 57-112 | .509 | 2 | 80 | 82 | 4.3 | 40-1 | 88 | 56 | 4 | 21 | 285 | 15.0 |
| TOTAL | | 50-46 | 1561/31.2 | 234-558 | .419 | 80-235 | .340 | 116-210 | .552 | 20 | 176 | 196 | 3.9 | 89-1 | 184 | 138 | 12 | 57 | 664 | 13.3 |



4 Erynn Barnum | R-Sr. | 6-2 | F | Little Rock, Ark. (Little Rock Central HS)

BARNUM BENCHMARK STATS

| | | | |
|-----------|----|----------------|-----------|
| Points | 27 | vs. Tulsa | 11-14-22 |
| FG Made | 10 | vs. Tulsa | 11-14-22 |
| FG Att. | 17 | vs. USF | 12-21-22* |
| 3FG Made | 3 | vs. #16 Oregon | 12-20-22 |
| 3FG Att. | 4 | vs. #16 Oregon | 12-20-22 |
| FT Made | 9 | vs. UCA | 11-11-22 |
| FT Att. | 13 | UAPB | 11-7-22 |
| Off. Reb. | 6 | at UAPB | 11-7-22 |
| Def. Reb. | 9 | at Little Rock | 11-20-22 |
| Rebounds | 11 | at Missouri | 1-8-23* |
| Assists | 7 | at Kentucky | 1-1-23 |
| Blocks | 3 | at Kentucky | 1-1-23* |
| Steals | 5 | vs. Clemson | 11-25-22 |
| Minutes | 39 | vs. USF | 12-21-22 |

2022-23 SEASON HIGHS

| | | | |
|-----------|----|-----------------|-----------|
| Points | 27 | vs. Tulsa | 11-14-22 |
| FG Made | 10 | vs. Tulsa | 11-14-22 |
| FG Att. | 17 | vs. USF | 12-21-22* |
| 3FG Made | 3 | vs. #16 Oregon | 12-20-22 |
| 3FG Att. | 4 | vs. #16 Oregon | 12-20-22 |
| FT Made | 9 | vs. UCA | 11-11-22 |
| FT Att. | 13 | at UAPB | 11-7-22* |
| Off. Reb. | 6 | at UAPB | 11-7-22* |
| Def. Reb. | 9 | at Little Rock | 11-20-22 |
| Rebounds | 12 | vs. Utah | 3-18-22* |
| Assists | 7 | at Kentucky | 1-1-23 |
| Blocks | 4 | vs. Little Rock | 12-21-19* |
| Steals | 5 | vs. Clemson | 11-25-22 |
| Minutes | 39 | vs. USF | 12-21-22 |

CAREER HIGHS

| | | | |
|-----------|----|--------------|-----------|
| Points | 21 | at Missouri | 1-8-23 |
| FG Made | 9 | at Missouri | 1-8-23 |
| FG Att. | 13 | at Missouri | 1-8-23 |
| 3FG Made | 1 | vs. Florida | 1-5-23* |
| 3FG Att. | 2 | vs. 9/9 LSU | 12-29-22* |
| FT Made | 4 | vs. Florida | 1-5-23* |
| FT Att. | 8 | vs. Florida | 1-5-23 |
| Off. Reb. | 4 | at Missouri | 1-8-23* |
| Def. Reb. | 7 | at Missouri | 1-8-23 |
| Rebounds | 11 | at Missouri | 1-8-23 |
| Assists | 7 | at Kentucky | 1-1-23 |
| Blocks | 3 | at Kentucky | 1-1-23* |
| Steals | 3 | at Texas A&M | 2-7-21 |
| Minutes | 37 | at Missouri | 1-8-23 |

SEC HIGHS

| Stat | 19-20 | 20-21 | 21-22 | 22-23 | Career |
|--------------------|-------|-------|-------|-------|--------|
| Double Figure Pts | 4 | 9 | 5 | 15 | 33 |
| Double Figure Rebs | 1 | 1 | 1 | 2 | 6 |
| Double-Doubles | 1 | 1 | - | 2 | 4 |
| 5+ Assists | - | - | - | 2 | 2 |
| 5+ Blocks | - | - | - | - | - |
| 5+ Steals | - | - | - | 1 | 1 |
| Led Team in Pts | 1 | - | 3 | 6 | 10 |
| Led Team in Reb | 4 | 7 | 7 | 9 | 27 |
| 20+ Points | - | - | - | 5 | 5 |
| 30+ Points | - | - | - | - | - |

NOTABLES

* Most Recent

GAME NOTES

- Named to Katrina McClain Preseason Watchlist, given to the best power forward in the country
- Earned her second double-double of the season with 21 points and 11 rebounds at Missouri
- Had back-to-back near triple-doubles vs. Kentucky and Florida, averaging 16 points, 8.0 rebounds and 6.5 assists between those two games
- Was a perfect 8-of-8 vs. Arkansas State and 5-for-5 vs. Little Rock, only player in SEC to have to perfect performances from the field this season
- Leads SEC in FG percentage (.627), as well as seventh in scoring (15.6) and 11th in rebounding (6.8)
- In NCAA, sits 12th in FG percentage, 24th in free throw attempts (101) and 45th in total points (297)
- Ended 2021-22 season by matching a career-high 12 rebounds vs. Utah at the NCAA Tournament
- Averaged 7.6 points, 4.8 rebounds and 17.5 minutes per game last season

WHO IS ERYNN BARNUM?

- Majoring in recreation and sport management
- Played volleyball and was player of the year in high school
- Does her hair before every game
- One of eight siblings
- Born in Pasadena, Calif. and moved to Little Rock when she was 6
- Favorite food: shrimp alfredo

#4 BARNUM, Erynn

| Opponent | Date | GS | MIN | Total | | 3-Pointers | | Free throws | | Rebounds | | | PF | A | TO | BLK | STL | PTS | AVG | |
|--------------------|------------|----|-----------|---------|-------|------------|-------|-------------|-------|----------|-----|-----|------|----|----|-----|-----|-----|------|------|
| | | | | FG-FGA | PCT | 3FG-3FGA | PCT | FT-FTA | PCT | OFF | DEF | TOT | | | | | | | | AVG |
| at Ark.-Pine Bluff | 11/07/2022 | * | 25:04 | 6-14 | .429 | 0-0 | .000 | 3-13 | .231 | 6 | 5 | 11 | 11.0 | 2 | 1 | 2 | 0 | 4 | 15 | 15.0 |
| Central Ark. | 11/11/2022 | * | 22:29 | 5-8 | .625 | 0-1 | .000 | 9-9 | 1.000 | 4 | 5 | 9 | 10.0 | 2 | 2 | 1 | 3 | 0 | 19 | 17.0 |
| Tulsa | 11/14/2022 | * | 30:32 | 10-12 | .833 | 0-0 | .000 | 7-12 | .583 | 3 | 5 | 8 | 9.3 | 3 | 0 | 1 | 2 | 27 | 20.3 | |
| Kent St. | 11/17/2022 | * | 21:02 | 9-13 | .692 | 1-2 | .500 | 1-1 | 1.000 | 2 | 4 | 6 | 8.5 | 0 | 1 | 1 | 0 | 20 | 20.3 | |
| at Little Rock | 11/20/2022 | * | 20:40 | 5-5 | 1.000 | 0-0 | .000 | 5-6 | .833 | 0 | 9 | 9 | 8.6 | 3 | 1 | 5 | 1 | 0 | 15 | 19.2 |
| vs Northern Ariz. | 11/24/2022 | * | 23:03 | 3-9 | .333 | 0-1 | .000 | 1-2 | .500 | 3 | 4 | 7 | 8.3 | 3 | 2 | 2 | 0 | 2 | 7 | 17.2 |
| vs Clemson | 11/25/2022 | * | 25:33 | 4-5 | .800 | 0-0 | .000 | 6-9 | .667 | 2 | 7 | 9 | 8.4 | 1 | 1 | 1 | 1 | 5 | 14 | 16.7 |
| vs Kansas St. | 11/26/2022 | * | 28:44 | 7-9 | .778 | 0-0 | .000 | 3-5 | .600 | 2 | 2 | 4 | 7.9 | 1 | 1 | 3 | 2 | 3 | 17 | 16.8 |
| Troy | 12/01/2022 | * | 19:10 | 8-9 | .889 | 0-1 | .000 | 2-2 | 1.000 | 3 | 5 | 8 | 7.9 | 1 | 2 | 1 | 0 | 2 | 18 | 16.9 |
| Oral Roberts | 12/04/2022 | * | 19:43 | 3-5 | .600 | 0-0 | .000 | 0-0 | .000 | 2 | 3 | 5 | 7.6 | 3 | 4 | 1 | 1 | 0 | 6 | 15.8 |
| Lamar University | 12/08/2022 | * | 33:51 | 2-4 | .500 | 0-1 | .000 | 1-4 | .250 | 3 | 5 | 8 | 7.6 | 2 | 3 | 5 | 2 | 1 | 5 | 14.8 |
| Arkansas St. | 12/11/2022 | * | 18:25 | 8-8 | 1.000 | 0-0 | .000 | 0-0 | .000 | 0 | 1 | 1 | 7.1 | 3 | 0 | 2 | 1 | 0 | 16 | 14.9 |
| at Creighton | 12/17/2022 | * | 29:35 | 5-9 | .556 | 0-0 | .000 | 5-7 | .714 | 1 | 1 | 2 | 6.7 | 2 | 4 | 0 | 2 | 2 | 15 | 14.9 |
| vs Oregon | 12/20/2022 | * | 27:14 | 8-17 | .471 | 3-4 | .750 | 3-4 | .750 | 5 | 4 | 9 | 6.9 | 4 | 0 | 0 | 1 | 0 | 22 | 15.4 |
| vs South Fla. | 12/21/2022 | * | 39:26 | 9-19 | .529 | 0-1 | .000 | 3-6 | .500 | 1 | 2 | 3 | 6.6 | 2 | 2 | 2 | 0 | 1 | 21 | 15.8 |
| LSU | 12/29/2022 | * | 23:38 | 3-9 | .333 | 0-2 | .000 | 1-2 | .500 | 0 | 4 | 4 | 6.4 | 3 | 1 | 1 | 0 | 0 | 7 | 15.3 |
| at Kentucky | 01/01/2023 | * | 29:17 | 7-11 | .636 | 0-0 | .000 | 3-4 | .750 | 4 | 4 | 8 | 6.5 | 2 | 7 | 3 | 3 | 0 | 17 | 15.4 |
| Florida | 01/05/2023 | * | 24:35 | 5-8 | .625 | 1-1 | 1.000 | 4-8 | .500 | 2 | 6 | 8 | 6.6 | 4 | 6 | 1 | 1 | 1 | 15 | 15.3 |
| at Missouri | 01/08/2023 | * | 36:41 | 9-13 | .692 | 0-1 | .000 | 3-7 | .429 | 4 | 7 | 11 | 6.8 | 1 | 2 | 2 | 1 | 21 | 15.6 | |
| Totals | | | 19 498:42 | 116-185 | .627 | 5-15 | .333 | 60-101 | .594 | 47 | 83 | 130 | 6.8 | 42 | 40 | 34 | 21 | 24 | 297 | 15.6 |

Player Averages

| Games Played | Minutes/ game | Points/ game | FG Pct | 3FG Pct | FT Pct | Rebounds/ game | Assists/ game | Turnovers/ game | Assist/Turnover ratio | Steals/ game | Blocks/ game |
|--------------|---------------|--------------|--------|---------|--------|----------------|---------------|-----------------|-----------------------|--------------|--------------|
| 19 | 26.2 | 15.6 | 62.7 | 33.3 | 59.4 | 6.8 | 2.1 | 1.8 | 1.2 | 1.3 | 1.1 |

| CAREER STATISTICS | | | | | | | | | | | | | | | | | | | | |
|-------------------|------|-------|-----------|-------------|------|----------|------|----------|------|----------|-----|-----|-----|-------|----|-----|-----|-----|---------|------|
| | | | | Field Goals | | 3-Point | | F-Throws | | Rebounds | | | | | | | | | Scoring | |
| SEASON | TEAM | GP-GS | MIN/AVG | FG-FGA | FG% | 3FG-3FGA | 3FG% | FT-FTA | FT% | OFF | DEF | TOT | AVG | PF-FO | A | TO | BLK | STL | PTS | AVG |
| 2019-20 | Ark | 27-0 | 306/11.3 | 50-98 | .510 | 3-7 | .429 | 31-52 | .596 | 31 | 76 | 107 | 4.0 | 26-0 | 5 | 11 | 28 | 15 | 134 | 5.0 |
| 2020-21 | Ark | 28-0 | 455/16.3 | 85-145 | .586 | 1-7 | .143 | 44-87 | .506 | 34 | 94 | 128 | 4.6 | 56-0 | 11 | 30 | 23 | 21 | 215 | 7.7 |
| 2021-22 | Ark | 22-10 | 385/17.5 | 55-134 | .410 | 3-16 | .188 | 55-80 | .688 | 35 | 70 | 105 | 4.8 | 32-0 | 18 | 26 | 12 | 20 | 168 | 7.6 |
| 2022-23 | Ark | 19-19 | 499/26.2 | 116-185 | .627 | 5-15 | .333 | 60-101 | .594 | 47 | 83 | 130 | 6.8 | 42-0 | 40 | 34 | 21 | 24 | 297 | 15.6 |
| TOTAL | | 96-29 | 1646/17.1 | 306-562 | .544 | 12-45 | .267 | 190-320 | .594 | 147 | 323 | 470 | 4.9 | 156-0 | 74 | 101 | 84 | 80 | 814 | 8.5 |



11 Rylee Langerman | Jr. | 5-9 | G | Norman, Okla. (Christian Heritage HS)

2022-23 SEASON HIGHS

| LANGERMAN BENCHMARK STATS | | | |
|---------------------------|----|----------------|-----------|
| Points | 10 | vs. Tulsa | 11-14-22 |
| FG Made | 3 | vs. UCA | 11-11-22 |
| FG Att. | 7 | vs. Tulsa | 11-14-22 |
| 3FG Made | 2 | at Kentucky | 1-1-23* |
| 3FG Att. | 5 | vs. Tulsa | 11-14-22 |
| FT Made | 4 | vs. Tulsa | 11-14-22 |
| FT Att. | 6 | vs. Tulsa | 11-14-22 |
| Off. Reb. | 4 | vs. #16 Oregon | 12-21-22* |
| Def. Reb. | 5 | at Kentucky | 1-1-23* |
| Rebounds | 7 | at Kentucky | 1-1-23* |
| Assists | 3 | vs. Troy | 12-1-22 |
| Blocks | 1 | vs. Lamar | 12-8-22 |
| Steals | 4 | vs. USF | 12-21-22* |
| Minutes | 25 | vs. #16 Oregon | 12-20-22* |

CAREER HIGHS

| | | | |
|-----------|----|--------------|-----------|
| Points | 17 | vs. Missouri | 1-9-22 |
| FG Made | 6 | vs. Missouri | 1-9-22 |
| FG Att. | 10 | vs. Missouri | 1-9-22 |
| 3FG Made | 5 | vs. Missouri | 1-9-22 |
| 3FG Att. | 6 | vs. Missouri | 1-9-22 |
| FT Made | 4 | vs. Tulsa | 11-14-22* |
| FT Att. | 6 | vs. Tulsa | 11-14-22 |
| Off. Reb. | 5 | vs. Auburn | 2-10-22 |
| Def. Reb. | 7 | at Texas A&M | 2-3-22* |
| Rebounds | 11 | at Texas A&M | 2-3-22 |
| Assists | 4 | vs. UCA | 12-13-20 |
| Blocks | 2 | vs. Missouri | 3-3-22 |
| Steals | 4 | vs. USF | 12-20-22* |
| Minutes | 34 | at Florida | 2-17-22 |

SEC HIGHS

| | | | |
|-----------|----|---------------|---------|
| Points | 17 | vs. Missouri | 1-9-22 |
| FG Made | 6 | vs. Missouri | 1-9-22 |
| FG Att. | 10 | vs. Missouri | 1-9-22 |
| 3FG Made | 5 | vs. Missouri | 1-9-22 |
| 3FG Att. | 6 | vs. Missouri | 1-9-22 |
| FT Made | 3 | vs. Florida | 1-5-23 |
| FT Att. | 5 | vs. Florida | 1-5-23 |
| Off. Reb. | 5 | vs. Auburn | 2-10-22 |
| Def. Reb. | 7 | at Texas A&M | 2-3-22 |
| Rebounds | 11 | at Texas A&M | 2-3-22 |
| Assists | 3 | vs. 12/11 LSU | 1-27-2 |
| Blocks | 2 | vs. Missouri | 3-3-22 |
| Steals | 4 | at Missouri | 2-13-22 |
| Minutes | 34 | at Florida | 2-17-22 |

NOTABLES

| | | | | |
|--------------------|-------|-------|-------|--------|
| Stat | 20-21 | 21-22 | 22-23 | Career |
| Double Figure Pts | - | 1 | 1 | 2 |
| Double Figure Rebs | - | 1 | - | 1 |
| Double-Doubles | - | - | - | - |
| 5 + Assists | - | - | - | - |
| 5 + Blocks | - | - | - | - |
| 5 + Steals | - | - | - | - |
| Led Team in Pts | - | - | - | - |
| Led Team in Reb | - | 2 | - | 2 |
| 20 + Points | - | - | - | - |
| 30+ Points | - | - | - | - |

* Most Recent

GAME NOTES

- Glue girl on the team, known for being the player that holds everything together
- Hustle-type or game changing plays are called "Rylees"
- Recorded a 3-pointer at Missouri at the buzzer before halftime and delivered four boards & two steals
- Has matched a career-high four steals in three games this season
- Logged 10 points, five rebounds and four steals against Tulsa
- Leads the bench with minutes logged per game, averaging 19.3 per game
- Lit up Mizzou, going for a career-best 17 points off 5-for-6 shooting from 3-point off the bench last season
- Averaged 3.2 points and 3.7 rebounds across 19.2 minutes played per game last season

WHO IS RYLEE LANGERMAN?

- Majoring in biology
- Easily a fan favorite for the work she has done in the community, serving as an inspiration especially for those who also have Alopecia
- Has a twin brother named Ryan who played basketball and golf
- Chose Arkansas because of the atmosphere and culture
- Can play the guitar
- Favorite place to eat in Fayetteville: Sassy's BBQ

#11 LANGERMAN, Rylee

| Opponent | Date | GS | MIN | Total | | 3-Pointers | | Free throws | | Rebounds | | | | PF | A | TO | BLK | STL | PTS | AVG |
|--------------------|------------|----|--------|--------|-------|------------|-------|-------------|------|----------|-----|-----|-----|----|----|----|-----|-----|-----|-----|
| | | | | FG-FGA | PCT | 3FG-3FGA | PCT | FT-FTA | PCT | OFF | DEF | TOT | AVG | | | | | | | |
| at Ark.-Pine Bluff | 11/07/2022 | | 22:50 | 1-1 | 1.000 | 0-0 | .000 | 2-4 | .500 | 4 | 2 | 6 | 6.0 | 3 | 0 | 2 | 0 | 4 | 4 | 4.0 |
| Central Ark. | 11/11/2022 | | 24:26 | 3-5 | .600 | 2-4 | .500 | 1-3 | .333 | 0 | 4 | 4 | 5.0 | 2 | 0 | 1 | 0 | 0 | 9 | 6.5 |
| Tulsa | 11/14/2022 | | 22:35 | 2-7 | .286 | 2-5 | .400 | 4-6 | .667 | 2 | 3 | 5 | 5.0 | 3 | 1 | 0 | 0 | 4 | 10 | 7.7 |
| Kent St. | 11/17/2022 | | 19:11 | 2-5 | .400 | 1-3 | .333 | 0-0 | .000 | 1 | 1 | 2 | 4.3 | 1 | 2 | 1 | 0 | 0 | 5 | 7.0 |
| at Little Rock | 11/20/2022 | | 13:45 | 1-1 | 1.000 | 0-0 | .000 | 1-2 | .500 | 0 | 0 | 0 | 3.4 | 1 | 0 | 0 | 0 | 0 | 3 | 6.2 |
| vs Northern Ariz. | 11/24/2022 | | 20:56 | 1-3 | .333 | 0-1 | .000 | 1-2 | .500 | 0 | 2 | 2 | 3.2 | 1 | 1 | 1 | 0 | 0 | 3 | 5.7 |
| vs Clemson | 11/25/2022 | | 18:49 | 1-1 | 1.000 | 0-0 | .000 | 1-2 | .500 | 0 | 0 | 0 | 2.7 | 4 | 0 | 0 | 0 | 0 | 3 | 5.3 |
| vs Kansas St. | 11/26/2022 | | 11:39 | 0-0 | .000 | 0-0 | .000 | 0-0 | .000 | 0 | 4 | 4 | 2.9 | 2 | 0 | 0 | 0 | 0 | 0 | 4.6 |
| Troy | 12/01/2022 | | 15:55 | 0-2 | .000 | 0-2 | .000 | 1-2 | .500 | 1 | 4 | 5 | 3.1 | 2 | 3 | 2 | 0 | 0 | 1 | 4.2 |
| Oral Roberts | 12/04/2022 | | 16:32 | 1-4 | .250 | 0-2 | .000 | 1-2 | .500 | 3 | 2 | 5 | 3.3 | 2 | 1 | 0 | 0 | 2 | 3 | 4.1 |
| Lamar University | 12/08/2022 | | 18:13 | 0-2 | .000 | 0-2 | .000 | 0-0 | .000 | 1 | 5 | 6 | 3.5 | 0 | 0 | 1 | 1 | 1 | 0 | 3.7 |
| Arkansas St. | 12/11/2022 | | 18:56 | 2-5 | .400 | 0-2 | .000 | 1-2 | .500 | 3 | 2 | 5 | 3.7 | 2 | 1 | 1 | 0 | 0 | 5 | 3.8 |
| at Creighton | 12/17/2022 | | 25:27 | 2-3 | .667 | 2-3 | .667 | 0-0 | .000 | 1 | 4 | 5 | 3.8 | 1 | 0 | 0 | 0 | 0 | 6 | 4.0 |
| vs Oregon | 12/20/2022 | | 24:57 | 2-4 | .500 | 2-2 | 1.000 | 1-2 | .500 | 4 | 3 | 7 | 4.0 | 2 | 0 | 3 | 0 | 0 | 7 | 4.2 |
| vs South Fla. | 12/21/2022 | | 17:59 | 0-2 | .000 | 0-2 | .000 | 0-0 | .000 | 2 | 1 | 3 | 3.9 | 3 | 1 | 0 | 0 | 4 | 0 | 3.9 |
| LSU | 12/29/2022 | | 17:16 | 0-1 | .000 | 0-0 | .000 | 0-0 | .000 | 1 | 1 | 2 | 3.8 | 2 | 0 | 1 | 0 | 2 | 0 | 3.7 |
| at Kentucky | 01/01/2023 | | 22:54 | 2-4 | .500 | 2-3 | .667 | 0-0 | .000 | 2 | 5 | 7 | 4.0 | 0 | 1 | 1 | 0 | 1 | 6 | 3.8 |
| Florida | 01/05/2023 | | 18:46 | 2-4 | .500 | 1-2 | .500 | 3-5 | .600 | 1 | 2 | 3 | 3.9 | 3 | 2 | 1 | 0 | 2 | 8 | 4.1 |
| at Missouri | 01/08/2023 | | 17:08 | 1-3 | .333 | 1-2 | .500 | 0-0 | .000 | 2 | 2 | 4 | 3.9 | 2 | 0 | 0 | 0 | 2 | 3 | 4.0 |
| Totals | | 0 | 368:14 | 23-57 | .404 | 13-35 | .371 | 17-32 | .531 | 28 | 47 | 75 | 3.9 | 36 | 13 | 15 | 1 | 22 | 76 | 4.0 |

Player Averages

| Games Played | Minutes/game | Points/game | FG Pct | 3FG Pct | FT Pct | Rebounds/game | Assists/game | Turnovers/game | Assist/Turnover ratio | Steals/game | Blocks/game |
|--------------|--------------|-------------|--------|---------|--------|---------------|--------------|----------------|-----------------------|-------------|-------------|
| 19 | 19.4 | 4.0 | 40.4 | 37.1 | 53.1 | 3.9 | 0.7 | 0.8 | 0.9 | 1.2 | 0.1 |

CAREER STATISTICS

| SEASON | TEAM | GP-GS | MIN/AVG | FG-FGA | FG% | 3FG-3FGA | 3FG% | FT-FTA | FT% | OFF | DEF | TOT | AVG | PF-FO | A | TO | BLK | STL | PTS | AVG |
|---------|------|-------|-----------|--------|------|----------|------|--------|------|-----|-----|-----|-----|-------|----|----|-----|-----|-----|-----|
| 2020-21 | Ark | 13-0 | 91/7.0 | 5-16 | .313 | 4-10 | .400 | 2-4 | .500 | 2 | 12 | 14 | 1.1 | 10-0 | 7 | 9 | 1 | 1 | 16 | 1.2 |
| 2021-22 | Ark | 32-7 | 613/19.2 | 36-97 | .371 | 16-50 | .320 | 13-23 | .565 | 41 | 78 | 119 | 3.7 | 83-2 | 30 | 31 | 11 | 28 | 101 | 3.2 |
| 2022-23 | Ark | 19-0 | 368/19.4 | 23-57 | .404 | 13-35 | .371 | 17-32 | .531 | 28 | 47 | 75 | 3.9 | 36-0 | 13 | 15 | 1 | 22 | 76 | 4.0 |
| TOTAL | | 64-7 | 1072/16.8 | 64-170 | .376 | 33-95 | .347 | 32-59 | .542 | 71 | 137 | 208 | 3.3 | 129-2 | 50 | 55 | 13 | 51 | 193 | 3.0 |



20 Karley Johnson | Fr. | 5-9 | G | Mustang, Okla. (Mustang HS)

JOHNSON BENCHMARK STATS

| | | | |
|-----------|-----|------------------|-----------|
| Points | 1 | at Little Rock | 11-20-22 |
| FG Made | N/A | | |
| FG Att. | 1 | vs. Oral Roberts | 12-4-22 |
| 3FG Made | N/A | | |
| 3FG Att. | N/A | | |
| FT Made | 1 | at Little Rock | 11-20-22 |
| FT Att. | 1 | at Little Rock | 11-20-22 |
| Off. Reb. | 1 | vs. Troy | 12-1-22 |
| Def. Reb. | 1 | vs. Kent State | 11-17-22 |
| Rebounds | 1 | vs. Troy | 12-1-22* |
| Assists | 1 | at Little Rock | 11-20-22 |
| Blocks | N/A | | |
| Steals | 1 | at Little Rock | 11-20-22* |
| Minutes | 6 | vs. Troy | 12-1-22* |

| | | | |
|-----------|-----|------------------|-----------|
| Points | 1 | at Little Rock | 11-20-22 |
| FG Made | N/A | | |
| FG Att. | 1 | vs. Oral Roberts | 12-4-22 |
| 3FG Made | N/A | | |
| 3FG Att. | N/A | | |
| FT Made | 1 | at Little Rock | 11-20-22 |
| FT Att. | 1 | at Little Rock | 11-20-22 |
| Off. Reb. | 1 | vs. Troy | 12-1-22 |
| Def. Reb. | 1 | vs. Kent State | 11-17-22 |
| Rebounds | 1 | vs. Troy | 12-1-22* |
| Assists | 1 | at Little Rock | 11-20-22 |
| Blocks | N/A | | |
| Steals | 1 | at Little Rock | 11-20-22* |
| Minutes | 6 | vs. Troy | 12-1-22* |

| | | | |
|-----------|-----|-------------|--------|
| Points | N/A | | |
| FG Made | N/A | | |
| FG Att. | N/A | | |
| 3FG Made | N/A | | |
| 3FG Att. | N/A | | |
| FT Made | N/A | | |
| FT Att. | N/A | | |
| Off. Reb. | N/A | | |
| Def. Reb. | N/A | | |
| Rebounds | N/A | | |
| Assists | N/A | | |
| Blocks | N/A | | |
| Steals | N/A | | |
| Minutes | 2 | vs. Florida | 1-5-23 |

| | | |
|--------------------|-------|--------|
| Stat | 22-23 | Career |
| Double Figure Pts | - | - |
| Double Figure Rebs | - | - |
| Double-Doubles | - | - |
| 5 + Assists | - | - |
| 5 + Blocks | - | - |
| 5 + Steals | - | - |
| Led Team in Pts | - | - |
| Led Team in Reb | - | - |
| 20 + Points | - | - |
| 30+ Points | - | - |

GAME NOTES

- Scored first collegiate point at Little Rock where she had a free throw in six minutes played
- Has appeared in seven games as a true freshman, most recently against Florida
- Lone member of the fall 2021 signing class
- Recognized as a 2022 McDonald's All-American nominee
- Tabbed a four-time Oklahoman's Super 5 Honorable Mention choice
- As a senior at Mustang, averaged 12.3 points, 4.3 rebounds and 3.1 assists per game
- Only needed two years to eclipse 1,000 points, doing so as a sophomore

WHO IS KARLEY JOHNSON?

- One of eight children
- Hidden talent: can juggle
- Favorite TV show: Criminal Minds
- Pregame ritual: puts everything on left to right
- Has English bulldogs named Roxie and Gus and a cat named Toast

#20 JOHNSON, Karley

| Opponent | Date | GS | MIN | Total | | 3-Pointers | | Free throws | | Rebounds | | | | PF | A | TO | BLK | STL | PTS | AVG |
|----------------|------------|----------|--------------|------------|-------------|------------|-------------|-------------|-------------|----------|----------|----------|------------|----------|----------|----------|----------|----------|----------|------------|
| | | | | FG-FGA | PCT | 3FG-3FGA | PCT | FT-FTA | PCT | OFF | DEF | TOT | AVG | | | | | | | |
| Central Ark. | 11/11/2022 | | 02:37 | 0-0 | .000 | 0-0 | .000 | 0-0 | .000 | 0 | 0 | 0 | 0.0 | 0 | 0 | 0 | 0 | 0 | 1 | 0.0 |
| Kent St. | 11/17/2022 | | 02:33 | 0-0 | .000 | 0-0 | .000 | 0-0 | .000 | 0 | 1 | 1 | 0.5 | 0 | 0 | 0 | 0 | 0 | 0 | 0.0 |
| at Little Rock | 11/20/2022 | | 06:19 | 0-0 | .000 | 0-0 | .000 | 1-2 | .500 | 0 | 0 | 0 | 0.3 | 0 | 1 | 0 | 0 | 1 | 1 | 0.3 |
| vs Kansas St. | 11/26/2022 | | 00:47 | 0-0 | .000 | 0-0 | .000 | 0-0 | .000 | 0 | 0 | 0 | 0.3 | 0 | 0 | 0 | 0 | 0 | 0 | 0.3 |
| Troy | 12/01/2022 | | 05:38 | 0-0 | .000 | 0-0 | .000 | 0-0 | .000 | 1 | 0 | 1 | 0.4 | 0 | 0 | 0 | 0 | 0 | 0 | 0.2 |
| Oral Roberts | 12/04/2022 | | 02:43 | 0-1 | .000 | 0-0 | .000 | 0-0 | .000 | 0 | 0 | 0 | 0.3 | 0 | 0 | 0 | 0 | 0 | 0 | 0.2 |
| Florida | 01/05/2023 | | 01:50 | 0-0 | .000 | 0-0 | .000 | 0-0 | .000 | 0 | 0 | 0 | 0.3 | 1 | 0 | 0 | 0 | 0 | 0 | 0.1 |
| Totals | | 0 | 22:27 | 0-1 | .000 | 0-0 | .000 | 1-2 | .500 | 1 | 1 | 2 | 0.3 | 1 | 1 | 0 | 0 | 2 | 1 | 0.1 |

Player Averages

| Games Played | Minutes/game | Points/game | FG Pct | 3FG Pct | FT Pct | Rebounds/game | Assists/game | Turnovers/game | Assist/Turnover ratio | Steals/game | Blocks/game |
|--------------|--------------|-------------|--------|---------|--------|---------------|--------------|----------------|-----------------------|-------------|-------------|
| 7 | 3.2 | 0.1 | 0.0 | 0.0 | 50.0 | 0.3 | 0.1 | 0.0 | 1.0 | 0.3 | 0.0 |

CAREER STATISTICS

| | | | | Field Goals | | 3-Point | | F-Throws | | Rebounds | | | | | | | | | Scoring | |
|---------|------|-------|---------|-------------|------|----------|------|----------|------|----------|-----|-----|-----|-------|---|----|-----|-----|---------|-----|
| SEASON | TEAM | GP-GS | MIN/AVG | FG-FGA | FG% | 3FG-3FGA | 3FG% | FT-FTA | FT% | OFF | DEF | TOT | AVG | PF-FO | A | TO | BLK | STL | PTS | AVG |
| 2022-23 | Ark | 7-0 | 22/3.2 | 0-1 | .000 | 0-0 | .000 | 1-2 | .500 | 1 | 1 | 2 | 0.3 | 1-0 | 1 | 0 | 0 | 2 | 1 | 0.1 |
| TOTAL | | 7-0 | 22/3.2 | 0-1 | .000 | 0-0 | .000 | 1-2 | .500 | 1 | 1 | 2 | 0.3 | 1-0 | 1 | 0 | 0 | 2 | 1 | 0.1 |



21 Loren Lindsey | Fr. | 5-11 | G | Fayetteville, Ark. (Fayetteville HS)

LINDSEY BENCHMARK STATS

2022-23 SEASON HIGHS

| | |
|-----------|---------------------------|
| Points | N/A |
| FG Made | N/A |
| FG Att. | N/A |
| 3FG Made | N/A |
| 3FG Att. | N/A |
| FT Made | N/A |
| FT Att. | N/A |
| Off. Reb. | N/A |
| Def. Reb. | N/A |
| Rebounds | N/A |
| Assists | N/A |
| Blocks | N/A |
| Steals | N/A |
| Minutes | 5 at Little Rock 11-20-22 |

CAREER HIGHS

| | |
|-----------|---------------------------|
| Points | N/A |
| FG Made | N/A |
| FG Att. | N/A |
| 3FG Made | N/A |
| 3FG Att. | N/A |
| FT Made | N/A |
| FT Att. | N/A |
| Off. Reb. | N/A |
| Def. Reb. | N/A |
| Rebounds | N/A |
| Assists | N/A |
| Blocks | N/A |
| Steals | N/A |
| Minutes | 5 at Little Rock 11-20-22 |

SEC HIGHS

| | |
|-----------|----------------------|
| Points | N/A |
| FG Made | N/A |
| FG Att. | N/A |
| 3FG Made | N/A |
| 3FG Att. | N/A |
| FT Made | N/A |
| FT Att. | N/A |
| Off. Reb. | N/A |
| Def. Reb. | N/A |
| Rebounds | N/A |
| Assists | N/A |
| Blocks | N/A |
| Steals | N/A |
| Minutes | 2 vs. Florida 1-5-23 |

NOTABLES

| | | |
|--------------------|-------|--------|
| Stat | 22-23 | Career |
| Double Figure Pts | - | - |
| Double Figure Rebs | - | - |
| Double-Doubles | - | - |
| 5 + Assists | - | - |
| 5 + Blocks | - | - |
| 5 + Steals | - | - |
| Led Team in Pts | - | - |
| Led Team in Reb | - | - |
| 20 + Points | - | - |
| 30+ Points | - | - |

GAME NOTES

- Played season-high five minutes at Little Rock
- Made first collegiate appearance versus UCA and has appeared in six games this season
- One of two freshmen on the team
- Talented player out of Fayetteville High School, coming to Arkansas as a walk-on
- Tabbed to All-Conference 6A West All-Defensive Team
- Northwest Arkansas Democrat Gazette Player of the Week (Feb. 2, 2022)

WHO IS LOREN LINDSEY?

- Finance major
- Grew up in Northwest Arkansas so it was always a dream to play for the Razorbacks, especially with her granddad, dad, uncle and cousins all playing football here
- Favorite pair of shoes she owns is her Jordans
- Favorite food is hibachi and best restaurant in Fayetteville is Kobe
- Favorite movie: Hoosiers

#21 LINDSEY, Loren

| Opponent | Date | GS | MIN | Total | | 3-Pointers | | Free throws | | Rebounds | | | | PF | A | TO | BLK | STL | PTS | AVG |
|----------------|------------|----|-------|--------|------|------------|------|-------------|------|----------|-----|-----|-----|----|---|----|-----|-----|-----|-----|
| | | | | FG-FGA | PCT | 3FG-3FGA | PCT | FT-FTA | PCT | OFF | DEF | TOT | AVG | | | | | | | |
| Central Ark. | 11/11/2022 | | 01:11 | 0-0 | .000 | 0-0 | .000 | 0-0 | .000 | 0 | 0 | 0 | 0.0 | 0 | 0 | 0 | 0 | 0 | 0 | 0.0 |
| at Little Rock | 11/20/2022 | | 04:56 | 0-0 | .000 | 0-0 | .000 | 0-0 | .000 | 0 | 0 | 0 | 0.0 | 0 | 0 | 0 | 0 | 0 | 0 | 0.0 |
| vs Kansas St. | 11/26/2022 | | 00:47 | 0-0 | .000 | 0-0 | .000 | 0-0 | .000 | 0 | 0 | 0 | 0.0 | 0 | 0 | 0 | 0 | 0 | 0 | 0.0 |
| Troy | 12/01/2022 | | 02:13 | 0-0 | .000 | 0-0 | .000 | 0-0 | .000 | 0 | 0 | 0 | 0.0 | 0 | 0 | 0 | 0 | 0 | 0 | 0.0 |
| Oral Roberts | 12/04/2022 | | 02:06 | 0-0 | .000 | 0-0 | .000 | 0-0 | .000 | 0 | 0 | 0 | 0.0 | 0 | 0 | 0 | 0 | 0 | 0 | 0.0 |
| Florida | 01/05/2023 | | 01:38 | 0-0 | .000 | 0-0 | .000 | 0-0 | .000 | 0 | 0 | 0 | 0.0 | 0 | 0 | 0 | 0 | 0 | 0 | 0.0 |
| Totals | | 0 | 12:51 | 0-0 | .000 | 0-0 | .000 | 0-0 | .000 | 0 | 0 | 0 | 0.0 | 0 | 0 | 0 | 0 | 0 | 0 | 0.0 |

Player Averages

| Games Played | Minutes/ game | Points/ game | FG Pct | 3FG Pct | FT Pct | Rebounds/ game | Assists/ game | Turnovers/ game | Assist/Turnover ratio | Steals/ game | Blocks/ game |
|--------------|---------------|--------------|--------|---------|--------|----------------|---------------|-----------------|-----------------------|--------------|--------------|
| 6 | 2.1 | 0.0 | 0.0 | 0.0 | 0.0 | 0.0 | 0.0 | 0.0 | 0.0 | 0.0 | 0.0 |

CAREER STATISTICS

| | | | | Field Goals | | 3-Point | | F-Throws | | Rebounds | | | | | | | | | Scoring | |
|---------|------|-------|---------|-------------|------|----------|------|----------|------|----------|-----|-----|-----|-------|---|----|-----|-----|---------|-----|
| SEASON | TEAM | GP-GS | MIN/AVG | FG-FGA | FG% | 3FG-3FGA | 3FG% | FT-FTA | FT% | OFF | DEF | TOT | AVG | PF-FO | A | TO | BLK | STL | PTS | AVG |
| 2022-23 | Ark | 6-0 | 13/2.1 | 0-0 | .000 | 0-0 | .000 | 0-0 | .000 | 0 | 0 | 0 | 0.0 | 0-0 | 0 | 0 | 0 | 0 | 0 | 0.0 |
| TOTAL | | 6-0 | 13/2.1 | 0-0 | .000 | 0-0 | .000 | 0-0 | .000 | 0 | 0 | 0 | 0.0 | 0-0 | 0 | 0 | 0 | 0 | 0 | 0.0 |



22 Avery Hughes | Sr. | 5-7 | G | Bentonville, Ark. (Bentonville HS)

HUGHES BENCHMARK STATS

| | | | | |
|----------------------|-----------|-----|----------------|----------|
| 2022-23 SEASON HIGHS | Points | 4 | vs. Troy | 12-1-22 |
| | FG Made | 1 | vs. Troy | 12-1-22 |
| | FG Att. | 2 | vs. Kent State | 11-17-22 |
| | 3FG Made | N/A | | |
| | 3FG Att. | N/A | | |
| | FT Made | 2 | vs. Florida | 1-5-22* |
| | FT Att. | 4 | vs. Florida | 1-5-22 |
| | Off. Reb. | N/A | | |
| | Def. Reb. | N/A | | |
| | Rebounds | N/A | | |
| | Assists | 1 | vs. Kent State | 11-17-22 |
| | Blocks | N/A | | |
| | Steals | N/A | | |
| | Minutes | 5 | at Little Rock | 11-20-22 |

| | | | | |
|--------------|-----------|-----|------------------|-----------|
| CAREER HIGHS | Points | 6 | vs. UAPB | 12-21-20* |
| | FG Made | 2 | vs. UAPB | 12-21-20* |
| | FG Att. | 4 | vs. Tulsa | 12-11-19 |
| | 3FG Made | 2 | vs. UAPB | 12-21-20* |
| | 3FG Att. | 3 | vs. Tulsa | 12-11-19 |
| | FT Made | 2 | vs. Troy | 12-1-22* |
| | FT Att. | 2 | vs. Oral Roberts | 12-4-22* |
| | Off. Reb. | N/A | | |
| | Def. Reb. | 1 | vs. Kentucky | 2-20-22* |
| | Rebounds | 1 | vs. Kentucky | 2-20-22* |
| SEC HIGHS | Assists | 2 | vs. UAPB | 12-21-20* |
| | Blocks | N/A | | |
| | Steals | 1 | vs. ULM | 12-3-20* |
| | Minutes | 10 | vs. UAPB | 12-21-20* |
| | Points | 3 | vs. Alabama | 2-28-21 |
| | FG Made | 1 | at Ole Miss | 2-16-20 |
| | FG Att. | 1 | vs. LSU | 1-27-22* |
| NOTABLES | 3FG Made | N/A | | |
| | 3FG Att. | 1 | vs. LSU | 1-27-22* |
| | FT Made | 3 | vs. Alabama | 2-28-21 |
| | FT Att. | 3 | vs. Alabama | 2-28-21 |
| | Off. Reb. | N/A | | |
| | Def. Reb. | 1 | vs. Kentucky | 2-20-22 |
| | Rebounds | 1 | vs. Kentucky | 2-20-22 |
| | Assists | N/A | | |
| | Blocks | N/A | | |
| | Steals | N/A | | |
| | Minutes | 4 | at Vanderbilt | 1-19-20 |

| Stat | 19-20 | 20-21 | 21-22 | 22-23 | Career |
|--------------------|-------|-------|-------|-------|--------|
| Double Figure Pts | - | - | - | - | - |
| Double Figure Rebs | - | - | - | - | - |
| Double-Doubles | - | - | - | - | - |
| 5 + Assists | - | - | - | - | - |
| 5 + Blocks | - | - | - | - | - |
| 5 + Steals | - | - | - | - | - |
| Led Team in Pts | - | - | - | - | - |
| Led Team in Reb | - | - | - | - | - |
| 20 + Points | - | - | - | - | - |
| 30+ Points | - | - | - | - | - |

* Most Recent

GAME NOTES

- Coming off two points against Florida, gathering her points at the free throw line
- Has nine points in eight game appearances this year
- Former walk-on who earned a scholarship prior to the 2021-22 season
- Appeared in 14 games last season
- Dropped a career-best six points on UAPB, hitting two threes in 2020-21
- Finished her career as Bentonville's second leading scorer and set single game records for points (34) and free throws (20-for-22)
- Honors include All-Arkansas Second-Team, All-Northwest Arkansas First-Team, Gatorade Player of the Week, two KURM Dream Team selections and team captain honors as a senior

WHO IS AVERY HUGHES?

- Nursing major
- Her proudest accomplishment is earning a scholarship as a walk-on
- Mother played basketball at Arkansas State
- Ran track and was a two-time state champion
- Calls the Arkansas faithful the best fans in the world
- Loves playing for Coach Neighbors because he lets the team make decisions for themselves, which helps her grow into the person she wants to be

#22 HUGHES, Avery

| Opponent | Date | GS | MIN | Total | | 3-Pointers | | Free throws | | Rebounds | | | | PF | A | TO | BLK | STL | PTS | AVG |
|----------------|------------|----------|--------------|------------|-------------|------------|-------------|-------------|-------------|----------|----------|----------|------------|----------|----------|----------|----------|----------|----------|------------|
| | | | | FG-FGA | PCT | 3FG-3FGA | PCT | FT-FTA | PCT | OFF | DEF | TOT | AVG | | | | | | | |
| Kent St. | 11/17/2022 | | 03:17 | 0-2 | .000 | 0-0 | .000 | 0-0 | .000 | 0 | 0 | 0 | 0.0 | 0 | 1 | 1 | 0 | 0 | 0 | 0.0 |
| at Little Rock | 11/20/2022 | | 05:04 | 0-1 | .000 | 0-0 | .000 | 2-2 | 1.000 | 0 | 0 | 0 | 0.0 | 2 | 0 | 0 | 0 | 0 | 2 | 1.0 |
| vs Kansas St. | 11/26/2022 | | 00:47 | 0-0 | .000 | 0-0 | .000 | 0-0 | .000 | 0 | 0 | 0 | 0.0 | 1 | 0 | 0 | 0 | 0 | 0 | 0.7 |
| Troy | 12/01/2022 | | 03:22 | 1-1 | 1.000 | 0-0 | .000 | 2-2 | 1.000 | 0 | 0 | 0 | 0.0 | 0 | 0 | 0 | 0 | 0 | 4 | 1.5 |
| Oral Roberts | 12/04/2022 | | 03:52 | 0-0 | .000 | 0-0 | .000 | 1-2 | .500 | 0 | 0 | 0 | 0.0 | 0 | 1 | 0 | 0 | 1 | 1.4 | |
| LSU | 12/29/2022 | | 02:31 | 0-0 | .000 | 0-0 | .000 | 0-0 | .000 | 0 | 0 | 0 | 0.0 | 0 | 0 | 0 | 0 | 0 | 0 | 1.2 |
| at Kentucky | 01/01/2023 | | 00:40 | 0-0 | .000 | 0-0 | .000 | 0-0 | .000 | 0 | 0 | 0 | 0.0 | 0 | 0 | 1 | 0 | 0 | 0 | 1.0 |
| Florida | 01/05/2023 | | 02:43 | 0-0 | .000 | 0-0 | .000 | 2-4 | .500 | 0 | 0 | 0 | 0.0 | 0 | 0 | 0 | 0 | 2 | 1.1 | |
| Totals | | 0 | 22:16 | 1-4 | .250 | 0-0 | .000 | 7-10 | .700 | 0 | 0 | 0 | 0.0 | 3 | 1 | 3 | 0 | 0 | 9 | 1.1 |

Player Averages

| Games Played | Minutes/game | Points/game | FG Pct | 3FG Pct | FT Pct | Rebounds/game | Assists/game | Turnovers/game | Assist/Turnover ratio | Steals/game | Blocks/game |
|--------------|--------------|-------------|--------|---------|--------|---------------|--------------|----------------|-----------------------|-------------|-------------|
| 8 | 2.8 | 1.1 | 25.0 | 0.0 | 70.0 | 0.0 | 0.1 | 0.4 | 0.3 | 0.0 | 0.0 |

CAREER STATISTICS

| | | | | Field Goals | | 3-Point | | F-Throws | | Rebounds | | | | | | | | | | Scoring | |
|---------|------|-------|---------|-------------|------|----------|------|----------|-------|----------|-----|-----|-----|-------|----|----|-----|-----|-----|---------|--|
| SEASON | TEAM | GP-GS | MIN/AVG | FG-FGA | FG% | 3FG-3FGA | 3FG% | FT-FTA | FT% | OFF | DEF | TOT | AVG | PF-FO | A | TO | BLK | STL | PTS | AVG | |
| 2019-20 | Ark | 14-0 | 50/3.6 | 8-16 | .500 | 3-9 | .333 | 1-1 | 1.000 | 0 | 0 | 0 | 0.0 | 8-0 | 2 | 8 | 0 | 0 | 20 | 1.4 | |
| 2020-21 | Ark | 7-0 | 45/6.4 | 3-7 | .429 | 3-6 | .500 | 3-3 | 1.000 | 0 | 2 | 2 | 0.3 | 2-0 | 5 | 3 | 0 | 2 | 12 | 1.7 | |
| 2021-22 | Ark | 14-0 | 38/2.7 | 0-4 | .000 | 0-2 | .000 | 1-2 | .500 | 0 | 2 | 2 | 0.1 | 3-0 | 2 | 2 | 0 | 1 | 1 | 0.1 | |
| 2022-23 | Ark | 8-0 | 22/2.8 | 1-4 | .250 | 0-0 | .000 | 7-10 | .700 | 0 | 0 | 0 | 0.0 | 3-0 | 1 | 3 | 0 | 0 | 9 | 1.1 | |
| TOTAL | | 43-0 | 155/3.6 | 12-31 | .387 | 6-17 | .353 | 12-16 | .750 | 0 | 4 | 4 | 0.1 | 16-0 | 10 | 16 | 0 | 3 | 42 | 1.0 | |



24 Jersey Wolfenbarger | So. | 6-5 | G/F | Fort Smith, Ark. (Northside HS)

WOLFENBARGER BENCHMARK STATS

2022-23 SEASON HIGHS

| | | | |
|-----------|----|------------------|-----------|
| Points | 15 | vs. A-State | 12-11-22 |
| FG Made | 4 | vs. A-State | 12-11-22* |
| FG Att. | 9 | vs. Lamar | 12-8-22 |
| 3FG Made | 3 | vs. Troy | 12-1-22 |
| 3FG Att. | 5 | vs. Troy | 12-1-22 |
| FT Made | 5 | vs. A-State | 12-11-22* |
| FT Att. | 6 | vs. A-State | 12-11-22 |
| Off. Reb. | 4 | at UAPB | 11-7-22 |
| Def. Reb. | 9 | vs. Oral Roberts | 12-4-22 |
| Rebounds | 12 | vs. Oral Roberts | 12-4-22 |
| Assists | 1 | vs. Florida | 1-5-23* |
| Blocks | 4 | vs. Oral Roberts | 12-4-22 |
| Steals | 2 | vs. Lamar | 12-8-22 |
| Minutes | 36 | vs. A-State | 12-11-22 |

CAREER HIGHS

| | | | |
|-----------|----|------------------|-----------|
| Points | 16 | vs. UCA | 12-18-21* |
| FG Made | 7 | vs. UCA | 12-18-21 |
| FG Att. | 14 | vs. #25 Georgia | 2-24-22 |
| 3FG Made | 3 | vs. Troy | 12-1-22* |
| 3FG Att. | 11 | at #7 Tennessee | 1-31-22 |
| FT Made | 5 | vs. A-State | 12-11-22* |
| FT Att. | 6 | at A-State | 12-11-22* |
| Off. Reb. | 4 | at UAPB | 11-7-22* |
| Def. Reb. | 9 | vs. Oral Roberts | 12-4-22 |
| Rebounds | 12 | vs. Oral Roberts | 12-4-22 |
| Assists | 4 | vs. #12 LSU | 1-27-22 |
| Blocks | 4 | vs. Oral Roberts | 12-4-22 |
| Steals | 3 | vs. Missouri | 3-3-22* |
| Minutes | 36 | vs. A-State | 12-11-21 |

SEC HIGHS

| | | | |
|-----------|----|-----------------|-----------|
| Points | 13 | at Miss. State | 2-27-22 |
| FG Made | 6 | at Miss. State | 2-27-22* |
| FG Att. | 14 | vs. #25 Georgia | 2-24-22 |
| 3FG Made | 3 | at #7 Tennessee | 1-31-22* |
| 3FG Att. | 11 | at #7 Tennessee | 1-31-22 |
| FT Made | 3 | vs. Missouri | 3-3-22* |
| FT Att. | 6 | at Florida | 2-17-22 |
| Off. Reb. | 3 | vs. 9/9 LSU | 12-29-22* |
| Def. Reb. | 8 | at Missouri | 2-13-22 |
| Rebounds | 11 | at Missouri | 2-13-22 |
| Assists | 4 | vs. #12 LSU | 1-27-22 |
| Blocks | 3 | vs. #1 SC | 3-4-22 |
| Steals | 3 | vs. Missouri | 3-3-22* |
| Minutes | 30 | at Missouri | 2-13-22 |

NOTABLES

| | | | |
|--------------------|-------|-------|--------|
| Stat | 21-22 | 22-23 | Career |
| Double Figure Pts | 12 | 2 | 14 |
| Double Figure Rebs | 2 | 1 | 3 |
| Double-Doubles | 2 | - | 2 |
| 5 + Assists | - | - | - |
| 5 + Blocks | - | - | - |
| 5 + Steals | - | - | - |
| Led Team in Pts | - | - | - |
| Led Team in Reb | 4 | 1 | 5 |
| 20 + Points | - | - | - |
| 30+ Points | - | - | - |

* Most Recent

GAME NOTES

- Registered two points, three rebounds and a block at Missouri in 13 minutes
- Playing back at her normal position this season after playing post all year as a freshman
- Started in three games and averaged 9.3 points, 8.0 rebounds and 2.7 blocks per game through that stretch
- Tabbled to the SEC All-Freshman team
- Registered back-to-back double-doubles (at Missouri, 12p-11r and at Texas A&M, 12p-10r)
- Averaged 7.5 points, 4.3 rebounds, 1.1 assists and 0.9 blocks per game in her first season
- No. 7 overall recruit and No. 1 wing player in the ESPN HoopGurlz 2021 recruiting rankings at the time of her signing and a consensus five-star player out of Northside High School
- Arkansas' first McDonald's All-American signee since 2016
- One of five finalists for the Jersey Mike's Naismith High School Player of the Year Award
- Arkansas' Gatorade Player of the year in 2020 and 2021

WHO IS JERSEY WOLFENBARGER?

- Started playing when she was 5 at a local rec team in Missouri and her parents coached her
- Grew 13 inches from the time she was offered by Mike Neighbors to when she stepped foot on campus
- Most proud accomplishments in basketball are playing for Team USA at the Fiba World Championship and being a Razorback
- Her favorite thing about last season was Coach Todd saying his favorite thing about freshmen is they become sophomores
- Chose Arkansas because of the genuine coaching staff and to play for one of the best fanbases in the SEC
- Loves all thing natural like hiking, swimming and anything outdoors

#24 WOLFENBARGER, Jersey

| Opponent | Date | GS | MIN | Total | | 3-Pointers | | Free throws | | Rebounds | | | PF | A | TO | BLK | STL | PTS | AVG | |
|--------------------|------------|----|--------|--------|------|------------|------|-------------|-------|----------|-----|-----|-----|----|----|-----|-----|-----|-----|-----|
| | | | | FG-FGA | PCT | 3FG-3FGA | PCT | FT-FTA | PCT | OFF | DEF | TOT | | | | | | | | AVG |
| at Ark.-Pine Bluff | 11/07/2022 | | 20:37 | 2-7 | .286 | 0-0 | .000 | 3-4 | .750 | 4 | 3 | 7 | 7.0 | 1 | 0 | 2 | 0 | 1 | 7 | 7.0 |
| Central Ark. | 11/11/2022 | | 20:20 | 2-6 | .333 | 1-3 | .333 | 0-1 | .000 | 0 | 1 | 1 | 4.0 | 2 | 0 | 0 | 0 | 0 | 5 | 6.0 |
| Tulsa | 11/14/2022 | | 10:31 | 1-3 | .333 | 0-2 | .000 | 0-0 | .000 | 0 | 0 | 0 | 2.7 | 2 | 0 | 0 | 0 | 0 | 2 | 4.7 |
| Kent St. | 11/17/2022 | | 18:13 | 2-6 | .333 | 0-2 | .000 | 0-0 | .000 | 1 | 5 | 6 | 3.5 | 1 | 0 | 0 | 0 | 1 | 4 | 4.5 |
| at Little Rock | 11/20/2022 | | 17:05 | 2-6 | .333 | 1-2 | .500 | 1-2 | .500 | 1 | 4 | 5 | 3.8 | 1 | 1 | 0 | 0 | 0 | 6 | 4.8 |
| vs Northern Ariz. | 11/24/2022 | | 10:44 | 1-4 | .250 | 0-2 | .000 | 0-1 | .000 | 1 | 3 | 4 | 3.8 | 1 | 0 | 0 | 0 | 0 | 2 | 4.3 |
| vs Clemson | 11/25/2022 | | 10:51 | 0-2 | .000 | 0-2 | .000 | 1-2 | .500 | 1 | 3 | 4 | 3.9 | 1 | 1 | 2 | 0 | 0 | 1 | 3.9 |
| vs Kansas St. | 11/26/2022 | | 10:33 | 0-2 | .000 | 0-1 | .000 | 1-2 | .500 | 0 | 2 | 2 | 3.6 | 2 | 0 | 0 | 0 | 0 | 1 | 3.5 |
| Troy | 12/01/2022 | | 20:46 | 4-7 | .571 | 3-5 | .600 | 0-2 | .000 | 2 | 1 | 3 | 3.6 | 1 | 0 | 0 | 2 | 1 | 11 | 4.3 |
| Oral Roberts | 12/04/2022 | * | 32:30 | 2-5 | .400 | 0-2 | .000 | 5-5 | 1.000 | 3 | 9 | 12 | 4.4 | 1 | 1 | 2 | 4 | 0 | 9 | 4.8 |
| Lamar University | 12/08/2022 | * | 32:20 | 2-9 | .222 | 0-3 | .000 | 0-0 | .000 | 3 | 3 | 6 | 4.5 | 1 | 0 | 1 | 3 | 2 | 4 | 4.7 |
| Arkansas St. | 12/11/2022 | * | 35:49 | 4-8 | .500 | 2-3 | .667 | 5-6 | .833 | 2 | 4 | 6 | 4.7 | 2 | 0 | 1 | 1 | 0 | 15 | 5.6 |
| at Creighton | 12/17/2022 | | 14:51 | 0-1 | .000 | 0-1 | .000 | 0-0 | .000 | 1 | 2 | 3 | 4.5 | 1 | 0 | 0 | 0 | 0 | 0 | 5.2 |
| LSU | 12/29/2022 | | 24:09 | 0-4 | .000 | 0-1 | .000 | 1-2 | .500 | 3 | 3 | 6 | 4.6 | 1 | 0 | 2 | 2 | 1 | 1 | 4.9 |
| at Kentucky | 01/01/2023 | | 14:55 | 2-5 | .400 | 0-0 | .000 | 0-0 | .000 | 0 | 3 | 3 | 4.5 | 2 | 0 | 2 | 0 | 0 | 4 | 4.8 |
| Florida | 01/05/2023 | | 17:47 | 3-5 | .600 | 0-1 | .000 | 2-2 | 1.000 | 1 | 6 | 7 | 4.7 | 3 | 1 | 1 | 1 | 1 | 8 | 5.0 |
| at Missouri | 01/08/2023 | | 12:47 | 1-3 | .333 | 0-1 | .000 | 0-0 | .000 | 1 | 2 | 3 | 4.6 | 0 | 0 | 0 | 1 | 0 | 2 | 4.8 |
| Totals | | 3 | 324:47 | 28-83 | .337 | 7-31 | .226 | 19-29 | .655 | 24 | 54 | 78 | 4.6 | 23 | 4 | 13 | 14 | 7 | 82 | 4.8 |

Player Averages

| Games Played | Minutes/ game | Points/ game | FG Pct | 3FG Pct | FT Pct | Rebounds/ game | Assists/ game | Turnovers/ game | Assist/Turnover ratio | Steals/ game | Blocks/ game |
|--------------|---------------|--------------|--------|---------|--------|----------------|---------------|-----------------|-----------------------|--------------|--------------|
| 17 | 19.1 | 4.8 | 33.7 | 22.6 | 65.5 | 4.6 | 0.2 | 0.8 | 0.3 | 0.4 | 0.8 |

CAREER STATISTICS

| | | | | Field Goals | | 3-Point | | F-Throws | | Rebounds | | | | | | | | | Scoring | |
|---------|------|-------|----------|-------------|------|----------|------|----------|------|----------|-----|-----|-----|-------|----|----|-----|-----|---------|-----|
| SEASON | TEAM | GP-GS | MIN/AVG | FG-FGA | FG% | 3FG-3FGA | 3FG% | FT-FTA | FT% | OFF | DEF | TOT | AVG | PF-FO | A | TO | BLK | STL | PTS | AVG |
| 2021-22 | Ark | 30-23 | 666/22.2 | 87-215 | .405 | 17-70 | .243 | 34-71 | .479 | 37 | 93 | 130 | 4.3 | 76-2 | 32 | 37 | 27 | 21 | 225 | 7.5 |
| 2022-23 | Ark | 17-3 | 325/19.1 | 28-83 | .337 | 7-31 | .226 | 19-29 | .655 | 24 | 54 | 78 | 4.6 | 23-0 | 4 | 13 | 14 | 7 | 82 | 4.8 |
| TOTAL | | 47-26 | 991/21.1 | 115-298 | .386 | 24-101 | .238 | 53-100 | .530 | 61 | 147 | 208 | 4.4 | 99-2 | 36 | 50 | 41 | 28 | 307 | 6.5 |



30 Maryam Dauda | R-Fr. | 6-4 | F | Bentonville, Ark. (Bentonville HS)

DAUDA BENCHMARK STATS

| | | | |
|-----------|----|------------------|-----------|
| Points | 11 | vs. A-State | 12-11-22 |
| FG Made | 5 | vs. Oral Roberts | 12-4-22 |
| FG Att. | 11 | vs. Oral Roberts | 12-4-22 |
| 3FG Made | 1 | vs. 9/9 LSU | 12-29-22* |
| 3FG Att. | 3 | vs. Oral Roberts | 12-4-22 |
| FT Made | 3 | vs. A-State | 12-11-22 |
| FT Att. | 4 | vs. A-State | 12-11-22* |
| Off. Reb. | 6 | vs. A-State | 12-11-22 |
| Def. Reb. | 7 | vs. Troy | 12-1-22 |
| Rebounds | 8 | vs. A-State | 12-11-22* |
| Assists | 3 | vs. Florida | 1-5-23 |
| Blocks | 2 | at Kentucky | 1-1-23* |
| Steals | 2 | vs. Lamar | 12-8-22 |
| Minutes | 22 | vs. A-State | 12-11-22* |

| | | | |
|-----------|----|------------------|-----------|
| Points | 11 | vs. A-State | 12-11-22 |
| FG Made | 5 | vs. Oral Roberts | 12-4-22 |
| FG Att. | 11 | vs. Oral Roberts | 12-4-22 |
| 3FG Made | 1 | vs. 9/9 LSU | 12-29-22* |
| 3FG Att. | 3 | vs. Oral Roberts | 12-4-22 |
| FT Made | 3 | vs. A-State | 12-11-22 |
| FT Att. | 4 | vs. A-State | 12-11-22* |
| Off. Reb. | 6 | vs. A-State | 12-11-22 |
| Def. Reb. | 7 | vs. Troy | 12-1-22 |
| Rebounds | 8 | vs. A-State | 12-11-22* |
| Assists | 3 | vs. Florida | 1-5-23 |
| Blocks | 2 | at Kentucky | 1-1-23* |
| Steals | 2 | vs. Lamar | 12-8-22 |
| Minutes | 22 | vs. A-State | 12-11-22* |

| | | | |
|-----------|-----|-------------|----------|
| Points | 3 | vs. 9/9 LSU | 12-29-22 |
| FG Made | 2 | at Kentucky | 1-1-23* |
| FG Att. | 6 | vs. 9/9 LSU | 12-29-22 |
| 3FG Made | 1 | vs. 9/9 LSU | 12-29-22 |
| 3FG Att. | 2 | vs. 9/9 LSU | 12-29-22 |
| FT Made | N/A | | |
| FT Att. | N/A | | |
| Off. Reb. | 1 | at Missouri | 1-8-23* |
| Def. Reb. | 2 | at Kentucky | 1-1-23 |
| Rebounds | 3 | at Kentucky | 1-1-23 |
| Assists | 3 | vs. Florida | 1-5-23 |
| Blocks | 2 | at Kentucky | 1-1-23 |
| Steals | 1 | vs. 9/9 LSU | 12-29-22 |
| Minutes | 16 | vs. 9/9 LSU | 12-29-22 |

| | | | |
|--------------------|-------|-------|--------|
| Stat | 21-22 | 22-23 | Career |
| Double Figure Pts | - | 3 | 3 |
| Double Figure Rebs | - | - | - |
| Double-Doubles | - | - | - |
| 5+ Assists | - | - | - |
| 5+ Blocks | - | - | - |
| 5+ Steals | - | - | - |
| Led Team in Pts | - | - | - |
| Led Team in Reb | - | - | - |
| 20+ Points | - | - | - |
| 30+ Points | - | - | - |

GAME NOTES

- Recorded a career-high three assists against Florida and played three minutes at Missouri
- Has scored in all but four games this season
- Logged a career-high 11 points and eight rebounds off the bench against Arkansas State for her third double-digit scoring game
- Sat out during the 2021-22 season, recovering from ACL injury
- The 13th ranked player and top ranked post player in the ESPN HoopGurlz 2021 recruiting rankings at the time of her signing
- Consensus five star recruit out of Bentonville High School
- McDonald's All-American in 2021
- Naismith High School Player of the Year Semifinalist following her senior season

WHO IS MARYAM DAUDA?

- Majoring in international business
- Born in Nigeria and moved to the U.S. when she was 12
- Father played professional basketball in Belgium
- Favorite pair of shoes: Air Jordan 11 'Cool Grey'
- Favorite TV show: Gilmore Girls

#30 DAUDA, Maryam

| 2022-23 Arkansas State Red Wolves | | | | | | | | | | | | | | | | | | | | |
|-----------------------------------|------------|-------|--------|--------|-------|------------|-------|-------------|-------|----------|-----|-----|-----|----|----|----|-----|-----|-----|-----|
| | | Total | | | | 3-Pointers | | Free throws | | Rebounds | | | | | | | | | | |
| Opponent | Date | GS | MIN | FG-FGA | PCT | 3FG-3FGA | PCT | FT-FTA | PCT | OFF | DEF | TOT | AVG | PF | A | TO | BLK | STL | PTS | AVG |
| at Ark.-Pine Bluff | 11/07/2022 | | 14:30 | 1-3 | .333 | 0-0 | .000 | 2-4 | .500 | 2 | 1 | 3 | 3.0 | 4 | 1 | 1 | 1 | 1 | 4 | 4.0 |
| Central Ark. | 11/11/2022 | | 17:06 | 4-6 | .667 | 0-0 | .000 | 2-3 | .667 | 3 | 2 | 5 | 4.0 | 3 | 0 | 2 | 1 | 1 | 10 | 7.0 |
| Tulsa | 11/14/2022 | | 09:28 | 1-2 | .500 | 1-2 | .500 | 0-0 | .000 | 2 | 1 | 3 | 3.7 | 1 | 0 | 2 | 0 | 0 | 3 | 5.7 |
| Kent St. | 11/17/2022 | | 18:58 | 2-5 | .400 | 0-0 | .000 | 2-4 | .500 | 2 | 3 | 5 | 4.0 | 3 | 1 | 2 | 0 | 0 | 6 | 5.8 |
| at Little Rock | 11/20/2022 | | 14:55 | 3-5 | .600 | 1-1 | 1.000 | 0-0 | .000 | 1 | 3 | 4 | 4.0 | 4 | 2 | 2 | 1 | 1 | 7 | 6.0 |
| vs Northern Ariz. | 11/24/2022 | | 16:23 | 2-3 | .667 | 0-1 | .000 | 1-2 | .500 | 2 | 2 | 4 | 4.0 | 1 | 1 | 2 | 3 | 0 | 5 | 5.8 |
| vs Clemson | 11/25/2022 | | 14:27 | 0-2 | .000 | 0-0 | .000 | 0-0 | .000 | 2 | 1 | 3 | 3.9 | 0 | 0 | 0 | 0 | 0 | 0 | 5.0 |
| vs Kansas St. | 11/26/2022 | | 11:16 | 1-2 | .500 | 1-1 | 1.000 | 2-2 | 1.000 | 2 | 2 | 4 | 3.9 | 2 | 0 | 2 | 0 | 0 | 5 | 5.0 |
| Troy | 12/01/2022 | | 20:50 | 0-6 | .000 | 0-1 | .000 | 0-0 | .000 | 0 | 7 | 7 | 4.2 | 4 | 0 | 1 | 0 | 0 | 0 | 4.4 |
| Oral Roberts | 12/04/2022 | | 22:08 | 5-11 | .455 | 0-3 | .000 | 0-0 | .000 | 3 | 5 | 8 | 4.6 | 3 | 1 | 0 | 2 | 0 | 10 | 5.0 |
| Lamar University | 12/08/2022 | | 06:09 | 1-1 | 1.000 | 0-0 | .000 | 0-0 | .000 | 0 | 0 | 0 | 4.2 | 1 | 0 | 2 | 0 | 2 | 2 | 4.7 |
| Arkansas St. | 12/11/2022 | | 21:35 | 4-10 | .400 | 0-0 | .000 | 3-4 | .750 | 6 | 2 | 8 | 4.5 | 1 | 1 | 2 | 0 | 1 | 11 | 5.3 |
| at Creighton | 12/17/2022 | | 10:25 | 1-2 | .500 | 1-2 | .500 | 1-2 | .500 | 0 | 1 | 1 | 4.2 | 1 | 1 | 3 | 0 | 0 | 4 | 5.2 |
| vs Oregon | 12/20/2022 | | 11:49 | 3-7 | .429 | 0-0 | .000 | 0-0 | .000 | 1 | 0 | 1 | 4.0 | 3 | 1 | 0 | 2 | 0 | 6 | 5.2 |
| vs South Fla. | 12/21/2022 | | 05:33 | 1-1 | 1.000 | 0-0 | .000 | 0-0 | .000 | 0 | 0 | 0 | 3.7 | 4 | 1 | 3 | 2 | 0 | 2 | 5.0 |
| LSU | 12/29/2022 | | 16:22 | 1-6 | .167 | 1-2 | .500 | 0-0 | .000 | 1 | 1 | 2 | 3.6 | 2 | 0 | 1 | 0 | 1 | 3 | 4.9 |
| at Kentucky | 01/01/2023 | | 10:43 | 1-1 | 1.000 | 0-0 | .000 | 0-0 | .000 | 1 | 2 | 3 | 3.6 | 1 | 1 | 0 | 2 | 0 | 2 | 4.7 |
| Florida | 01/05/2023 | | 15:20 | 0-3 | .000 | 0-1 | .000 | 0-0 | .000 | 0 | 1 | 1 | 3.4 | 2 | 3 | 0 | 0 | 0 | 0 | 4.4 |
| at Missouri | 01/08/2023 | | 03:19 | 0-1 | .000 | 0-0 | .000 | 0-0 | .000 | 1 | 0 | 1 | 3.3 | 1 | 0 | 2 | 0 | 0 | 0 | 4.2 |
| Totals | | 0 | 261:17 | 31-77 | .403 | 5-14 | .357 | 13-21 | .619 | 29 | 34 | 63 | 3.3 | 41 | 14 | 27 | 14 | 7 | 80 | 4.2 |

Player Averages

| Games Played | Minutes/game | Points/game | FG Pct | 3FG Pct | FT Pct | Rebounds/game | Assists/game | Turnovers/game | Assist/Turnover ratio | Steals/game | Blocks/game |
|--------------|--------------|-------------|--------|---------|--------|---------------|--------------|----------------|-----------------------|-------------|-------------|
| 19 | 13.8 | 4.2 | 40.3 | 35.7 | 61.9 | 3.3 | 0.7 | 1.4 | 0.5 | 0.4 | 0.7 |

CAREER STATISTICS

| SEASON | TEAM | GP-GS | MIN/AVG | Field Goals FG-FGA FG% | 3-Point 3FG-3FGA 3FG% | F-Throws FT-FTA FT% | Rebounds OFF DEF TOT AVG | PF-FO | A | TO | BLK | STL | PTS | AVG |
|---------|------|-------|----------|------------------------|-----------------------|---------------------|--------------------------|-------|----|----|-----|-----|-----|-----|
| 2022-23 | Ark | 19-0 | 261/13.8 | 31-77 .403 | 5-14 .357 | 13-21 .619 | 29 34 63 3.3 | 41-0 | 14 | 27 | 14 | 7 | 80 | 4.2 |
| TOTAL | | 19-0 | 261/13.8 | 31-77 .403 | 5-14 .357 | 13-21 .619 | 29 34 63 3.3 | 41-0 | 14 | 27 | 14 | 7 | 80 | 4.2 |



34 Chrissy Carr | R-Sr. | 6-1 | G | Eden Prairie, Minn. (Manhattan [Kan.]) | Syracuse

CARR BENCHMARK STATS

2022-23 SEASON HIGHS

| | | | |
|-----------|----|------------------|-----------|
| Points | 22 | at Little Rock | 11-20-22 |
| FG Made | 7 | vs. #25 K-State | 11-26-22* |
| FG Att. | 17 | vs. Oral Roberts | 12-4-22 |
| 3FG Made | 5 | vs. #25 K-State | 11-26-22 |
| 3FG Att. | 12 | vs. Oral Roberts | 12-4-22 |
| FT Made | 6 | vs. Lamar | 12-8-22 |
| FT Att. | 8 | vs. Lamar | 12-8-22 |
| Off. Reb. | 3 | vs. NAU | 11-24-22 |
| Def. Reb. | 8 | vs. UCA | 11-11-22 |
| Rebounds | 8 | vs. UCA | 11-11-22 |
| Assists | 3 | vs. #16 Oregon | 12-20-22 |
| Blocks | 1 | vs. Tulsa | 11-14-22 |
| Steals | 2 | vs. 9/9 LSU | 12-29-22 |
| Minutes | 36 | vs. USF | 12-21-22* |

CAREER HIGHS

| | | | |
|-------------------|----|-------------------|-----------|
| Points | 31 | vs. TCU^ | 3-1-21 |
| FG Made | 9 | at Kansas^ | 1-23-21 |
| FG Att. | 20 | at West Virginia^ | 3-3-21* |
| 3FG Made | 5 | vs. Clemson | 11-25-22* |
| 3FG Att. | 13 | at TCU^ | 2-2-20 |
| FT Made | 11 | vs. TCU^ | 3-1-21 |
| FT Att. | 12 | vs. TCU^ | 3-1-21 |
| Off. Reb. | 4 | at Kansas^ | 1-23-21 |
| Def. Reb. | 10 | vs. Texas Tech^ | 2-24-21 |
| Rebounds | 15 | vs. Morgan St. # | 11-17-21 |
| Assists | 5 | vs. Iowa State^ | 1-28-21 |
| Blocks | 3 | vs. Louisville# | 2-6-22* |
| Steals | 4 | vs. Morgan St. # | 11-17-21* |
| Minutes | 43 | vs. UTRGV^ | 12-28-19 |
| ^ at Kansas State | | # at Syracuse | |

SEC HIGHS

| | | | |
|-----------|-----|-------------|----------|
| Points | 16 | at Missouri | 1-8-23* |
| FG Made | 6 | vs. Florida | 1-5-23 |
| FG Att. | 15 | vs. Florida | 1-5-23 |
| 3FG Made | 4 | at Missouri | 1-8-23* |
| 3FG Att. | 8 | at Kentucky | 1-1-23 |
| FT Made | 2 | at Missouri | 1-8-23* |
| FT Att. | 2 | at Missouri | 1-8-23* |
| Off. Reb. | 1 | vs. Florida | 1-5-23* |
| Def. Reb. | 4 | at Missouri | 1-8-23* |
| Rebounds | 4 | at Missouri | 1-8-23* |
| Assists | 1 | at Missouri | 1-8-23* |
| Blocks | N/A | | |
| Steals | 2 | vs. 9/9 LSU | 12-29-22 |
| Minutes | 31 | vs. Florida | 1-5-23 |

NOTABLES

| | | | | | | |
|--------------------|-------|-------|-------|-------|-------|--------|
| Stat | 18-19 | 19-20 | 20-21 | 21-22 | 22-23 | Career |
| Double Figure Pts | 13 | 13 | 20 | 18 | 12 | 76 |
| Double Figure Rebs | - | - | 2 | 1 | - | 3 |
| Double-Doubles | - | - | 2 | 1 | - | 3 |
| 5+ Assists | - | - | 3 | - | - | 3 |
| 5+ Blocks | - | - | - | - | - | - |
| 5+ Steals | - | - | - | - | - | - |
| Led Team in Pts | 3 | 5 | 9 | 9 | 4 | 30 |
| Led Team in Reb | 2 | - | 6 | 4 | 1 | 13 |
| 20+ Points | 4 | 4 | 5 | - | 1 | 14 |
| 30+ Points | - | - | 1 | - | - | 1 |

* Most Recent

GAME NOTES

- Recorded back-to-back 16-point games, including at Missouri where she had four 3-pointers
- Leads team with 41 3-pointers with her 2.2 triples per game ranked seventh in the SEC, while her 131 3-point attempts is No. 11 in the country
- Among active NCAA players, sits No. 12 in career 3-pointers (267) and 56 in scoring (1,529)
- Tabbed to Paradise Jam Reef All-Tournament Team, averaging 14.7 points and 5.0 rebounds per game
- Named No. 24 best transfer, according to ESPN
- Across five seasons, has started in 132 of 134 career games
- Was third on the team in scoring at Syracuse (11.7 PPG)
- Her best season came in her junior year at Kansas State, averaging 15.2 points, 4.9 rebounds and 1.8 assists per game
- Career-high of 31 points against TCU (3-1-21) marked one of 14 games she has launched 20+ points

WHO IS CHRISSY CARR?

- Wears #34 because it's #43 flipped and it was her dad's (Chris Carr) number in the NBA
- Comes from a basketball family, as her father, Chris, played six seasons in the NBA and lost to Kobe Bryant in the 1997 dunk contest, and her brother, Cameron, just signed to play basketball at Tennessee
- If she feels like she isn't playing well, she'll change her hair at halftime
- Chose Arkansas for family atmosphere and coaches and loved Fayetteville
- Favorite pair of shoes: Nike Dunks
- Favorite TV show: How to Get Away with Murder

#34 CARR, Chrissy

| Opponent | Date | GS | MIN | Total | | 3-Pointers | | Free throws | | Rebounds | | | | PF | A | TO | BLK | STL | PTS | AVG |
|--------------------|------------|----|-----------|--------|------|------------|------|-------------|-------|----------|-----|-----|-----|----|----|----|-----|-----|-----|------|
| | | | | FG-FGA | PCT | 3FG-3FGA | PCT | FT-FTA | PCT | OFF | DEF | TOT | AVG | | | | | | | |
| at Ark.-Pine Bluff | 11/07/2022 | * | 19:49 | 3-8 | .375 | 2-5 | .400 | 2-2 | 1.000 | 2 | 1 | 3 | 3.0 | 0 | 0 | 0 | 0 | 0 | 10 | 10.0 |
| Central Ark. | 11/11/2022 | * | 25:25 | 2-8 | .250 | 2-6 | .333 | 2-2 | 1.000 | 0 | 8 | 8 | 5.5 | 1 | 0 | 3 | 0 | 1 | 8 | 9.0 |
| Tulsa | 11/14/2022 | * | 22:32 | 1-9 | .111 | 1-8 | .125 | 0-0 | .000 | 2 | 4 | 6 | 5.7 | 0 | 0 | 2 | 1 | 0 | 3 | 7.0 |
| Kent St. | 11/17/2022 | * | 25:55 | 4-7 | .571 | 2-4 | .500 | 2-2 | 1.000 | 0 | 4 | 4 | 5.3 | 2 | 1 | 0 | 0 | 0 | 12 | 8.3 |
| at Little Rock | 11/20/2022 | * | 23:57 | 7-10 | .700 | 4-6 | .667 | 4-4 | 1.000 | 1 | 1 | 2 | 4.6 | 2 | 0 | 2 | 0 | 0 | 22 | 11.0 |
| vs Northern Ariz. | 11/24/2022 | * | 25:46 | 2-8 | .250 | 0-4 | .000 | 3-4 | .750 | 3 | 4 | 7 | 5.0 | 3 | 0 | 2 | 0 | 0 | 7 | 10.3 |
| vs Clemson | 11/25/2022 | * | 30:43 | 6-13 | .462 | 5-10 | .500 | 2-2 | 1.000 | 1 | 3 | 4 | 4.9 | 3 | 1 | 1 | 0 | 1 | 19 | 11.6 |
| vs Kansas St. | 11/26/2022 | * | 29:54 | 7-12 | .583 | 3-8 | .375 | 1-2 | .500 | 0 | 4 | 4 | 4.8 | 0 | 0 | 0 | 0 | 0 | 18 | 12.4 |
| Troy | 12/01/2022 | * | 25:43 | 5-14 | .357 | 2-9 | .222 | 2-2 | 1.000 | 1 | 2 | 3 | 4.6 | 2 | 0 | 0 | 0 | 1 | 14 | 12.6 |
| Oral Roberts | 12/04/2022 | * | 35:04 | 6-17 | .353 | 3-12 | .250 | 0-0 | .000 | 1 | 4 | 5 | 4.6 | 2 | 1 | 2 | 0 | 0 | 15 | 12.8 |
| Lamar University | 12/08/2022 | * | 35:42 | 4-9 | .444 | 4-9 | .444 | 6-8 | .750 | 1 | 1 | 2 | 4.4 | 2 | 0 | 1 | 0 | 0 | 18 | 13.3 |
| Arkansas St. | 12/11/2022 | * | 28:20 | 3-14 | .214 | 2-10 | .200 | 2-2 | 1.000 | 0 | 6 | 6 | 4.5 | 2 | 0 | 0 | 0 | 1 | 10 | 13.0 |
| at Creighton | 12/17/2022 | * | 15:20 | 0-3 | .000 | 0-3 | .000 | 4-4 | 1.000 | 0 | 2 | 2 | 4.3 | 2 | 0 | 0 | 0 | 1 | 4 | 12.3 |
| vs Oregon | 12/20/2022 | * | 28:27 | 1-5 | .200 | 1-5 | .200 | 0-0 | .000 | 0 | 1 | 1 | 4.1 | 0 | 3 | 1 | 0 | 1 | 3 | 11.6 |
| vs South Fla. | 12/21/2022 | * | 36:32 | 3-9 | .333 | 2-5 | .400 | 2-2 | 1.000 | 1 | 2 | 3 | 4.0 | 1 | 0 | 0 | 0 | 1 | 10 | 11.5 |
| LSU | 12/29/2022 | * | 29:00 | 3-10 | .300 | 0-6 | .000 | 0-0 | .000 | 1 | 3 | 4 | 4.0 | 3 | 1 | 2 | 0 | 2 | 6 | 11.2 |
| at Kentucky | 01/01/2023 | * | 24:55 | 3-10 | .300 | 2-8 | .250 | 0-0 | .000 | 0 | 4 | 4 | 4.0 | 2 | 1 | 3 | 0 | 1 | 8 | 11.0 |
| Florida | 01/05/2023 | * | 31:18 | 6-15 | .400 | 2-7 | .286 | 2-2 | 1.000 | 1 | 0 | 1 | 3.8 | 2 | 1 | 1 | 0 | 0 | 16 | 11.3 |
| at Missouri | 01/08/2023 | * | 27:25 | 5-10 | .500 | 4-6 | .667 | 2-2 | 1.000 | 0 | 4 | 4 | 3.8 | 2 | 1 | 0 | 0 | 0 | 16 | 11.5 |
| Totals | | | 19 521:46 | 71-191 | .372 | 41-131 | .313 | 36-40 | .900 | 15 | 58 | 73 | 3.8 | 31 | 10 | 20 | 1 | 10 | 219 | 11.5 |

Player Averages

| Games Played | Minutes/game | Points/game | FG Pct | 3FG Pct | FT Pct | Rebounds/game | Assists/game | Turnovers/game | Assist/Turnover ratio | Steals/game | Blocks/game |
|--------------|--------------|-------------|--------|---------|--------|---------------|--------------|----------------|-----------------------|-------------|-------------|
| 19 | 27.5 | 11.5 | 37.2 | 31.3 | 90.0 | 3.8 | 0.5 | 1.1 | 0.5 | 0.5 | 0.1 |

CAREER STATISTICS

| | | | | Field Goals | | 3-Point | | F-Throws | | Rebounds | | | | Scoring | | | | | | |
|---------------|--------|---------|-----------|-------------|------|----------|------|----------|------|----------|-----|-----|-----|---------|-----|-----|-----|-----|------|------|
| SEASON | TEAM | GP-GS | MIN/AVG | FG-FGA | FG% | 3FG-3FGA | 3FG% | FT-FTA | FT% | OFF | DEF | TOT | AVG | P-F-O | A | TO | BLK | STL | PTS | AVG |
| 2018-19 | KState | 33-31 | 967/29.3 | 109-339 | .322 | 56-194 | .289 | 51-71 | .718 | 22 | 69 | 91 | 2.8 | 81-1 | 24 | 68 | 14 | 30 | 325 | 9.8 |
| 2019-20 | KState | 29-29 | 796/27.5 | 94-316 | .297 | 55-195 | .282 | 40-56 | .714 | 12 | 69 | 81 | 2.8 | 57-0 | 50 | 66 | 9 | 16 | 283 | 9.8 |
| 2020-21 | KState | 24-24 | 776/32.3 | 127-327 | .388 | 55-157 | .350 | 55-71 | .775 | 18 | 100 | 118 | 4.9 | 50-0 | 43 | 71 | 9 | 12 | 364 | 15.2 |
| 2021-22 | SU | 29-29 | 877/30.2 | 117-322 | .363 | 60-175 | .343 | 44-48 | .917 | 27 | 107 | 134 | 4.6 | 80-1 | 39 | 58 | 18 | 30 | 338 | 11.7 |
| 2022-23 | Ark | 19-19 | 522/27.5 | 71-191 | .372 | 41-131 | .313 | 36-40 | .900 | 15 | 58 | 73 | 3.8 | 31-0 | 10 | 20 | 1 | 10 | 219 | 11.5 |
| TOTAL FOR Ark | | 19-19 | 522/27.5 | 71-191 | .372 | 41-131 | .313 | 36-40 | .900 | 15 | 58 | 73 | 3.8 | 31-0 | 10 | 20 | 1 | 10 | 219 | 11.5 |
| TOTAL | | 134-132 | 3938/29.4 | 518-1495 | .346 | 267-852 | .313 | 226-286 | .790 | 94 | 403 | 497 | 3.7 | 299-2 | 166 | 283 | 51 | 98 | 1529 | 11.4 |



43 Makayla Daniels | Sr. | 5-8 | G | Frederick, Md. (Frederick HS)

DANIELS BENCHMARK STATS

2022-23 SEASON HIGHS

| | | | |
|-----------|----|----------------|-----------|
| Points | 21 | vs. Clemson | 11-25-22 |
| FG Made | 6 | vs. USF | 12-21-22* |
| FG Att. | 19 | vs. Tulsa | 11-14-22 |
| 3FG Made | 4 | vs. USF | 12-21-22* |
| 3FG Att. | 11 | vs. USF | 12-21-22 |
| FT Made | 8 | vs. NAU | 11-24-22 |
| FT Att. | 10 | vs. Clemson | 11-25-22 |
| Off. Reb. | 4 | vs. Tulsa | 11-14-22 |
| Def. Reb. | 6 | vs. 9/9 LSU | 12-29-22* |
| Rebounds | 9 | vs. Tulsa | 11-14-22 |
| Assists | 5 | vs. Kent State | 11-17-22 |
| Blocks | 1 | vs. Kent State | 11-17-22 |
| Steals | 4 | vs. Kent State | 11-17-22* |
| Minutes | 41 | vs. USF | 12-21-22 |

CAREER HIGHS

| | | | |
|-----------|----|------------------|-----------|
| Points | 34 | vs. Creighton | 12-21-21 |
| FG Made | 11 | vs. Creighton | 12-21-21* |
| FG Att. | 19 | vs. Tulsa | 11-14-22 |
| 3FG Made | 6 | vs. Oral Roberts | 11-14-19 |
| 3FG Att. | 11 | vs. USF | 12-21-22 |
| FT Made | 8 | vs. Belmont | 11-20-19 |
| FT Att. | 10 | vs. Clemson | 11-25-22* |
| Off. Reb. | 5 | at Vanderbilt | 1-6-22 |
| Def. Reb. | 11 | vs. Missouri | 3-3-22 |
| Rebounds | 14 | vs. Missouri | 3-3-22 |
| Assists | 7 | at SMU | 12-9-20 |
| Blocks | 1 | vs. Kent State | 11-17-22* |
| Steals | 6 | vs. UCA | 12-18-21 |
| Minutes | 43 | vs. Missouri | 3-3-22 |

SEC HIGHS

| | | | |
|-----------|----|---------------|----------|
| Points | 21 | vs. Georgia | 2-24-22 |
| FG Made | 8 | vs. Florida | 1-26-20 |
| FG Att. | 17 | vs. Missouri | 3-3-22 |
| 3FG Made | 3 | vs. Florida | 1-5-23* |
| 3FG Att. | 10 | vs. Florida | 1-5-23 |
| FT Made | 7 | vs. Florida | 1-5-23* |
| FT Att. | 8 | vs. Florida | 1-5-23* |
| Off. Reb. | 5 | at Vanderbilt | 1-6-22 |
| Def. Reb. | 11 | vs. Missouri | 3-3-22 |
| Rebounds | 14 | vs. Missouri | 3-3-22 |
| Assists | 5 | vs. Auburn | 3-5-20* |
| Blocks | 1 | at Auburn | 2-25-21* |
| Steals | 4 | vs. Texas A&M | 1-10-21* |
| Minutes | 43 | vs. Missouri | 3-3-22 |

NOTABLES

| | | | | | |
|--------------------|-------|-------|-------|-------|--------|
| Stat | 19-20 | 20-21 | 21-22 | 22-23 | Career |
| Double Figure Pts | 10 | 18 | 17 | 13 | 57 |
| Double Figure Rebs | - | - | 1 | - | 1 |
| Double-Doubles | - | - | 1 | - | 1 |
| 5 + Assists | 3 | 2 | 6 | 1 | 12 |
| 5 + Blocks | 1 | - | - | - | - |
| 5 + Steals | 1 | - | 1 | - | 2 |
| Led Team in Pts | 3 | 1 | 8 | 2 | 14 |
| Led Team in Reb | - | 1 | 7 | 1 | 9 |
| 20 + Points | 2 | 1 | 5 | 2 | 10 |
| 30+ Points | - | - | 2 | - | 2 |

* Most Recent

GAME NOTES

- Has been playing great in her return back from missing three games due to injury
- Logged 16 points off three 3-pointers vs. Florida and nine points with five rebounds at Missouri
- Had 20 points in her 100th career start vs. USF
- Named Paradise Jam Reef Tournament MVP, averaging 17.3 points, 5.7 rebounds, 2.7 assists and 2.0 steals per game across those three contests
- Sits at No. 21 on the all-time scoring list (1,227) and 18 in assists (263)
- No. 6 in 3-point percentage (.382) and 8 in 3-pointers made (2.1) and FT percentage (.775) in SEC
- Earned a spot on the SEC Preseason Second Team
- Leading returning scorer (14.0 PPG) and rebounder (5.3 RPG) from the 2021-22 team
- Became the 31st member of the 1,000-point club last season at the NCAA Tournament vs. Utah
- Registered her first career double-double against Mizzou in the SECT (13 points, 14 rebounds)
- Dropped a career-best 34 points against Creighton, her second 30+ point game of 2021-22

WHO IS MAKAYLA DANIELS?

- Graduated college in three years
- Lived in Japan for seven years, as well as Arizona, North Carolina and Maryland
- Played with Saylor Poffenbarger's brother in AAU for a stint
- Wears #43 because 4+3=7 and 7 is her favorite number
- One of the most interesting things about her is she loves piercings
- Favorite part about playing in Bud Walton Arena: the Hog Call

#43 DANIELS, Makayla

| JAMES DANIELS, Maryland | | | | | | | | | | | | | | | | | | | | | |
|-------------------------|------------|----|-------|--------|--------|------------|-------|-------------|-------|----------|-----|----|-----|-----|-----|-----|-----|-----|-----|------|------|
| Opponent | Date | GS | MIN | Total | | 3-Pointers | | Free throws | | Rebounds | | PF | A | TO | BLK | STL | PTS | | | | |
| | | | | FG-FGA | PCT | 3FG-3FGA | PCT | FT-FTA | PCT | OFF | DEF | | | | | | | TOT | AVG | | |
| at Ark.-Pine Bluff | 11/07/2022 | * | 23:11 | 0-5 | .000 | 0-0 | .000 | 4-5 | .800 | 1 | 5 | 6 | 6.0 | 1 | 1 | 2 | 0 | 1 | 4 | 4.0 | |
| Central Ark. | 11/11/2022 | * | 24:18 | 5-8 | .625 | 1-2 | .500 | 3-6 | .500 | 0 | 2 | 2 | 4.0 | 0 | 4 | 0 | 0 | 4 | 14 | 9.0 | |
| Tulsa | 11/14/2022 | * | 36:43 | 6-19 | .316 | 4-9 | .444 | 3-4 | .750 | 4 | 5 | 9 | 5.7 | 1 | 3 | 2 | 0 | 0 | 19 | 12.3 | |
| Kent St. | 11/17/2022 | * | 24:02 | 3-6 | .500 | 2-3 | .667 | 1-3 | .333 | 1 | 1 | 2 | 4.8 | 3 | 5 | 2 | 1 | 4 | 9 | 11.5 | |
| at Little Rock | 11/20/2022 | * | 22:29 | 3-4 | .750 | 3-4 | .750 | 3-4 | .750 | 1 | 2 | 3 | 4.4 | 2 | 4 | 1 | 0 | 1 | 12 | 11.6 | |
| vs Northern Ariz. | 11/24/2022 | * | 30:01 | 5-10 | .500 | 0-1 | .000 | 8-9 | .889 | 1 | 5 | 6 | 4.7 | 4 | 4 | 4 | 0 | 2 | 18 | 12.7 | |
| vs Clemson | 11/25/2022 | * | 34:19 | 6-12 | .500 | 2-5 | .400 | 7-10 | .700 | 0 | 5 | 5 | 4.7 | 4 | 2 | 6 | 0 | 2 | 21 | 13.9 | |
| vs Kansas St. | 11/26/2022 | * | 37:39 | 4-15 | .267 | 2-10 | .200 | 3-3 | 1.000 | 0 | 6 | 6 | 4.9 | 0 | 2 | 3 | 0 | 2 | 13 | 13.8 | |
| Troy | 12/01/2022 | * | 25:36 | 2-6 | .333 | 2-6 | .333 | 4-4 | 1.000 | 0 | 3 | 3 | 4.7 | 4 | 4 | 3 | 0 | 3 | 10 | 13.3 | |
| at Creighton | 12/17/2022 | * | 30:00 | 3-7 | .429 | 2-3 | .667 | 4-6 | .667 | 1 | 1 | 2 | 4.4 | 4 | 3 | 3 | 0 | 0 | 12 | 13.2 | |
| vs Oregon | 12/20/2022 | * | 33:47 | 6-17 | .353 | 3-8 | .375 | 0-0 | .000 | 1 | 2 | 3 | 4.3 | 3 | 1 | 1 | 0 | 1 | 15 | 13.4 | |
| vs South Fla. | 12/21/2022 | * | 41:28 | 6-17 | .353 | 4-11 | .364 | 4-5 | .800 | 2 | 2 | 4 | 4.3 | 2 | 3 | 1 | 0 | 2 | 20 | 13.9 | |
| LSU | 12/29/2022 | * | 30:21 | 3-11 | .273 | 2-7 | .286 | 2-2 | 1.000 | 0 | 6 | 6 | 4.4 | 3 | 3 | 2 | 0 | 3 | 10 | 13.6 | |
| at Kentucky | 01/01/2023 | * | 26:22 | 3-8 | .375 | 3-7 | .429 | 2-2 | 1.000 | 1 | 1 | 2 | 4.2 | 4 | 4 | 2 | 0 | 0 | 11 | 13.4 | |
| Florida | 01/05/2023 | * | 30:20 | 3-10 | .300 | 3-10 | .300 | 7-8 | .875 | 0 | 1 | 1 | 4.0 | 2 | 2 | 1 | 0 | 0 | 16 | 13.6 | |
| at Missouri | 01/08/2023 | * | 32:35 | 4-11 | .364 | 1-3 | .333 | 0-0 | .000 | 3 | 2 | 5 | 4.1 | 4 | 2 | 4 | 0 | 0 | 9 | 13.3 | |
| Totals | | | 16 | 483:12 | 62-166 | .373 | 34-89 | .382 | 55-71 | .775 | 16 | 49 | 65 | 4.1 | 41 | 47 | 37 | 1 | 25 | 213 | 13.3 |

Player Averages

| Games Played | Minutes/game | Points/game | FG Pct | 3FG Pct | FT Pct | Rebounds/game | Assists/game | Turnovers/game | Assist/Turnover ratio | Steals/game | Blocks/game |
|--------------|--------------|-------------|--------|---------|--------|---------------|--------------|----------------|-----------------------|-------------|-------------|
| 16 | 30.2 | 13.3 | 37.3 | 38.2 | 77.5 | 4.1 | 2.9 | 2.3 | 1.3 | 1.6 | 0.1 |

CAREER STATISTICS

| SEASON TEAM | GP-GS | MIN/AVG | Field Goals FG-FGA FG% | 3-Point 3FG-3FGA 3FG% | F-Throws FT-FTA FT% | Rebounds OFF DEF TOT AVG | Scoring PF-FO A TO BLK STL PTS AVG |
|--------------|----------------|------------------|------------------------|-----------------------|---------------------|--------------------------|---------------------------------------|
| 2019-20 Ark | 32-32 | 720/22.5 | 107-216 .495 | 25-56 .446 | 60-77 .779 | 7 48 55 1.7 | 67-1 77 44 2 45 299 9.3 |
| 2020-21 Ark | 28-28 | 801/28.6 | 101-256 .395 | 44-120 .367 | 78-97 .804 | 9 74 83 3.0 | 75-2 61 43 4 41 324 11.6 |
| 2021-22 Ark | 28-28 | 845/30.2 | 126-307 .410 | 40-136 .294 | 99-125 .792 | 51 98 149 5.3 | 74-1 78 42 4 50 391 14.0 |
| 2022-23 Ark | 16-16 | 483/30.2 | 62-166 .373 | 34-89 .382 | 55-71 .775 | 16 49 65 4.1 | 41-0 47 37 1 25 213 13.3 |
| TOTAL | 104-104 | 2849/27.4 | 396-945 .419 | 143-401 .357 | 292-370 .789 | 83 269 352 3.4 | 257-4 263 166 11 161 1227 11.8 |



55 Emrie Ellis | So. | 6-3 | F | Vanoss, Okla. | Vanoss HS

| ELLIS BENCHMARK STATS | | | |
|-----------------------|-----|------------------|----------|
| Points | 5 | vs. Florida | 1-5-23* |
| FG Made | 2 | at Little Rock | 11-20-22 |
| FG Att. | 3 | vs. Oral Roberts | 12-4-22* |
| 3FG Made | 1 | vs. Florida | 1-5-23* |
| 3FG Att. | 1 | vs. Florida | 1-5-23* |
| FT Made | 2 | vs. Florida | 1-5-23 |
| FT Att. | 2 | vs. Florida | 1-5-23* |
| Off. Reb. | 1 | vs. UCA | 11-11-22 |
| Def. Reb. | 3 | vs. UCA | 11-11-22 |
| Rebounds | 4 | vs. UCA | 11-11-22 |
| Assists | N/A | | |
| Blocks | N/A | | |
| Steals | 1 | at UAPB | 11-7-22 |
| Minutes | 15 | at UAPB | 11-7-22 |

| | | | |
|-----------|----|---------------|----------|
| Points | 11 | vs. Auburn | 2-10-22 |
| FG Made | 4 | vs. Auburn | 2-10-22 |
| FG Att. | 7 | vs. Auburn | 2-10-22* |
| 3FG Made | 1 | vs. Florida | 1-5-23* |
| 3FG Att. | 3 | vs. 1/1 SC | 1-17-22* |
| FT Made | 3 | vs. Auburn | 2-10-22 |
| FT Att. | 4 | vs. Auburn | 2-10-22 |
| Off. Reb. | 3 | at Missouri | 2-13-22 |
| Def. Reb. | 5 | at Missouri | 2-13-22 |
| Rebounds | 8 | at Missouri | 2-13-22 |
| Assists | 2 | at Vanderbilt | 1-6-22* |
| Blocks | 5 | vs. UAPB | 11-12-21 |
| Steals | 1 | at UAPB | 11-7-22* |
| Minutes | 27 | vs. Auburn | 2-10-22 |

| | | | |
|-----------|----|----------------|----------|
| Points | 11 | vs. Auburn | 2-10-22 |
| FG Made | 4 | vs. Auburn | 2-10-22 |
| FG Att. | 7 | vs. Auburn | 2-10-22* |
| 3FG Made | 1 | vs. Florida | 1-5-23* |
| 3FG Att. | 3 | vs. 1/1 SC | 1-17-22 |
| FT Made | 3 | vs. Auburn | 2-10-22 |
| FT Att. | 4 | vs. Auburn | 2-10-22 |
| Off. Reb. | 3 | at Missouri | 2-13-22 |
| Def. Reb. | 5 | at Missouri | 2-13-22 |
| Rebounds | 8 | at Missouri | 2-13-22 |
| Assists | 2 | vs. Vanderbilt | 1-6-22* |
| Blocks | 2 | vs. Auburn | 2-10-22 |
| Steals | 1 | at Alabama | 1-20-22 |
| Minutes | 27 | vs. Auburn | 2-10-22 |

| | | | |
|--------------------|-------|-------|--------|
| Stat | 21-22 | 22-23 | Career |
| Double Figure Pts | 1 | - | 1 |
| Double Figure Rebs | - | - | - |
| Double-Doubles | - | - | - |
| 5 + Assists | - | - | - |
| 5 + Blocks | 1 | - | 1 |
| 5 + Steals | - | - | - |
| Led Team in Pts | - | - | - |
| Led Team in Reb | - | - | - |
| 20 + Points | - | - | - |
| 30+ Points | - | - | - |

* Most Recent

GAME NOTES

- Has played in 14 games this season
- Coming off matching a season-high five points off a perfect shooting day against Florida
- Registered a season-high five points at Little Rock after going 2-of-3 from the field
- Blocked five shots against UAPB, the most by a freshman Hog since 2014
- Played in 27 games off the bench in her debut season
- Best performance came against Auburn, tallying 11 points and five boards in 27 minutes
- VYPE Top 100 in all four of her high school seasons
- Led the state of Oklahoma in rebounds and blocks in 2018

WHO IS EMRIE ELLIS?

- Majoring in recreation and sport management
- Wears #55 because it was her dad's number
- Favorite thing to do in Fayetteville: swim or go to the lake
- Favorite game from last season: the team's win over Auburn
- Would tell people she wanted to be a nurse when she grew up

#55 ELLIS, Emrie

| Opponent | Date | GS | MIN | Total | | 3-Pointers | | Free throws | | Rebounds | | | | PF | A | TO | BLK | STL | PTS | AVG |
|--------------------|------------|----|---------|--------|-------|------------|-------|-------------|-------|----------|-----|-----|-----|----|---|----|-----|-----|-----|-----|
| | | | | FG-FGA | PCT | 3FG-3FGA | PCT | FT-FTA | PCT | OFF | DEF | TOT | AVG | | | | | | | |
| at Ark.-Pine Bluff | 11/07/2022 | | 15:24 | 0-2 | .000 | 0-0 | .000 | 0-0 | .000 | 0 | 2 | 2 | 2.0 | 2 | 0 | 0 | 0 | 1 | 0 | 0.0 |
| Central Ark. | 11/11/2022 | | 12:53 | 0-1 | .000 | 0-1 | .000 | 0-0 | .000 | 1 | 3 | 4 | 3.0 | 0 | 0 | 0 | 0 | 0 | 0 | 0.0 |
| Kent St. | 11/17/2022 | | 08:43 | 0-2 | .000 | 0-1 | .000 | 0-0 | .000 | 0 | 1 | 1 | 2.3 | 1 | 0 | 0 | 0 | 0 | 0 | 0.0 |
| at Little Rock | 11/20/2022 | | 12:49 | 2-3 | .667 | 1-1 | 1.000 | 0-0 | .000 | 0 | 2 | 2 | 2.3 | 3 | 0 | 3 | 0 | 0 | 5 | 1.3 |
| vs Northern Ariz. | 11/24/2022 | | 01:57 | 0-0 | .000 | 0-0 | .000 | 0-0 | .000 | 0 | 0 | 0 | 1.8 | 0 | 0 | 1 | 0 | 0 | 0 | 1.0 |
| vs Kansas St. | 11/26/2022 | | 02:11 | 0-0 | .000 | 0-0 | .000 | 0-0 | .000 | 0 | 0 | 0 | 1.5 | 1 | 0 | 1 | 0 | 0 | 0 | 0.8 |
| Troy | 12/01/2022 | | 08:42 | 0-2 | .000 | 0-1 | .000 | 1-2 | .500 | 0 | 0 | 0 | 1.3 | 1 | 0 | 0 | 0 | 0 | 1 | 0.9 |
| Oral Roberts | 12/04/2022 | | 08:33 | 1-3 | .333 | 0-0 | .000 | 0-0 | .000 | 0 | 1 | 1 | 1.3 | 0 | 0 | 0 | 0 | 0 | 2 | 1.0 |
| Lamar University | 12/08/2022 | | 02:23 | 0-0 | .000 | 0-0 | .000 | 0-0 | .000 | 0 | 0 | 0 | 1.1 | 0 | 0 | 0 | 0 | 0 | 0 | 0.9 |
| vs Oregon | 12/20/2022 | | 00:56 | 0-0 | .000 | 0-0 | .000 | 0-0 | .000 | 0 | 1 | 1 | 1.1 | 0 | 0 | 0 | 0 | 0 | 0 | 0.8 |
| vs South Fla. | 12/21/2022 | | 02:31 | 0-0 | .000 | 0-0 | .000 | 0-0 | .000 | 0 | 0 | 0 | 1.0 | 0 | 0 | 0 | 0 | 0 | 0 | 0.7 |
| LSU | 12/29/2022 | | 02:31 | 0-0 | .000 | 0-0 | .000 | 0-0 | .000 | 0 | 0 | 0 | 0.9 | 0 | 0 | 0 | 0 | 0 | 0 | 0.7 |
| at Kentucky | 01/01/2023 | | 02:55 | 0-0 | .000 | 0-0 | .000 | 0-0 | .000 | 0 | 1 | 1 | 0.9 | 0 | 0 | 0 | 0 | 0 | 0 | 0.6 |
| Florida | 01/05/2023 | | 03:42 | 1-1 | 1.000 | 1-1 | 1.000 | 2-2 | 1.000 | 0 | 1 | 1 | 0.9 | 0 | 0 | 0 | 0 | 0 | 5 | 0.9 |
| Totals | | | 0 86:10 | 4-14 | .286 | 2-5 | .400 | 3-4 | .750 | 1 | 12 | 13 | 0.9 | 8 | 0 | 5 | 0 | 1 | 13 | 0.9 |

Player Averages

| Games Played | Minutes/game | Points/game | FG Pct | 3FG Pct | FT Pct | Rebounds/game | Assists/game | Turnovers/game | Assist/Turnover ratio | Steals/game | Blocks/game |
|--------------|--------------|-------------|--------|---------|--------|---------------|--------------|----------------|-----------------------|-------------|-------------|
| 14 | 6.2 | 0.9 | 28.6 | 40.0 | 75.0 | 0.9 | 0.0 | 0.4 | 0.0 | 0.1 | 0.0 |

CAREER STATISTICS

| | | | | Field Goals | | 3-Point | | F-Throws | | Rebounds | | | | Scoring | | | | | | |
|---------|------|-------|----------|-------------|------|----------|------|----------|------|----------|-----|-----|-----|---------|----|----|-----|-----|-----|-----|
| SEASON | TEAM | GP-GS | MIN/AVG | FG-FGA | FG% | 3FG-3FGA | 3FG% | FT-FTA | FT% | OFF | DEF | TOT | AVG | PF-FO | A | TO | BLK | STL | PTS | AVG |
| 2021-22 | Ark | 27-0 | 293/10.9 | 33-85 | .388 | 3-24 | .125 | 9-13 | .692 | 19 | 37 | 56 | 2.1 | 40-1 | 15 | 22 | 22 | 2 | 78 | 2.9 |
| 2022-23 | Ark | 14-0 | 86/6.2 | 4-14 | .286 | 2-5 | .400 | 3-4 | .750 | 1 | 12 | 13 | 0.9 | 8-0 | 0 | 5 | 0 | 1 | 13 | 0.9 |
| TOTAL | | 41-0 | 379/9.3 | 37-99 | .374 | 5-29 | .172 | 12-17 | .706 | 20 | 49 | 69 | 1.7 | 48-1 | 15 | 27 | 22 | 3 | 91 | 2.2 |



Official Basketball Box Score - Final
Arkansas at Ark.-Pine Bluff
11/07/22 H.O. Clemmons Arena, Pine Bluff
2022-23 Women's Basketball

Game Time: 6:00 PM
Game Duration: 4:04
Attendance: 3,128

Officials: Eric Baker, LaShonda Kidd, Randy Robertson

Arkansas - 70

Record: 2-9

| NO. Name | Min | FG M-A | 3P M-A | FT M-A | Rebounds OR DR TOT | Fouls PF FD | TP | AS | TO | ST | Blocks BS BA | +/- |
|------------------------|---------|-----------|-----------|-----------|-----------------------|----------------|----|----|----|--------|-----------------|------|
| 4 Erynn Barnum | F 25:04 | 6-14 | 0-0 | 3-13 | 6 5 11 | 2 9 | 15 | 1 | 2 | 4 | 0 | 2 18 |
| 0 Saylor Poffenbarger | G 27:35 | 3-14 | 2-9 | 3-6 | 2 6 8 | 1 4 | 11 | 2 | 2 | 0 | 1 1 23 | |
| 2 Samara Spencer | G 31:00 | 6-16 | 1-7 | 2-8 | 0 4 4 | 4 4 | 15 | 4 | 1 | 0 | 0 0 18 | |
| 34 Chrissy Carr | G 19:49 | 3-8 | 2-5 | 2-2 | 2 1 3 | 0 1 | 10 | 0 | 0 | 0 | 0 0 23 | |
| 43 Makayla Daniels | G 23:11 | 0-5 | 0-0 | 4-5 | 1 5 6 | 1 6 | 4 | 1 | 2 | 1 | 0 1 29 | |
| 11 Rylee Langerman | 22:50 | 1-1 | 0-0 | 2-4 | 4 2 6 | 3 3 | 4 | 0 | 2 | 4 | 0 0 0 | |
| 24 Jersey Wollenbarger | 20:37 | 2-7 | 0-0 | 3-4 | 4 3 7 | 1 2 | 7 | 0 | 2 | 1 | 0 0 -2 | |
| 30 Maryam Dauda | 14:30 | 1-3 | 0-0 | 2-4 | 2 1 3 | 4 2 | 4 | 1 | 1 | 1 | 0 0 1 | |
| 55 Emrie Ellis | 15:24 | 0-2 | 0-0 | 0-0 | 0 2 2 | 2 0 | 0 | 0 | 0 | 1 | 0 1 -10 | |
| Team | | | | | 3 3 6 | | 0 | 0 | | | | |
| Totals | | 22-70 | 5-21 | 21-46 | 24 32 56 | 18 31 70 | 9 | 12 | 12 | 2 5 20 | | |

Technical Fouls: NONE

| Shooting By Period | | |
|---------------------|-------|-------|
| 1 st FG% | 6-16 | 37.5% |
| 3PT% | 2-8 | 25.0% |
| FT% | 1-6 | 16.7% |
| 2 nd FG% | 9-24 | 37.5% |
| 3PT% | 3-5 | 60.0% |
| FT% | 6-15 | 40% |
| 3 rd FG% | 5-13 | 38.5% |
| 3PT% | 0-2 | 0.0% |
| FT% | 9-17 | 52.9% |
| 4 th FG% | 2-17 | 11.8% |
| 3PT% | 0-6 | 0.0% |
| FT% | 5-8 | 62.5% |
| GM FG% | 22-70 | 31.4% |
| 3PT% | 5-21 | 23.8% |
| FT% | 21-46 | 45.7% |

Dead Ball Rebounds: 13, 0

Ark.-Pine Bluff - 50

Record: 0-2

| NO. Name | Min | FG M-A | 3P M-A | FT M-A | Rebounds OR DR TOT | Fouls PF FD | TP | AS | TO | ST | Blocks BS BA | +/- |
|------------------------|---------|-----------|-----------|-----------|-----------------------|----------------|----|----|----|-------|-----------------|-----|
| 23 Maori Davenport | C 27:57 | 3-10 | 0-1 | 9-13 | 6 8 14 | 3 7 | 15 | 2 | 4 | 3 | 2 1 2 | |
| 2 Shayla Boule | G 18:12 | 2-2 | 0-0 | 1-4 | 1 1 2 | 4 3 | 5 | 0 | 3 | 0 | 0 0 1 | |
| 5 Jelissa Reese | G 17:06 | 1-4 | 0-1 | 2-2 | 0 3 3 | 4 2 | 4 | 0 | 0 | 0 | 0 0 -23 | |
| 15 Coriah Beck | G 30:06 | 3-12 | 1-5 | 1-2 | 0 2 2 | 3 1 | 8 | 0 | 3 | 0 | 0 0 -13 | |
| 24 Raziya Potter | G 25:38 | 3-10 | 0-1 | 0-2 | 2 2 4 | 4 1 | 6 | 2 | 4 | 0 | 1 1 -11 | |
| 21 Takaylyn Busby | 12:53 | 0-1 | 0-1 | 0-0 | 1 3 4 | 1 0 | 0 | 0 | 1 | 0 | 0 0 -12 | |
| 54 Maya Peat | 14:53 | 0-4 | 0-2 | 0-2 | 1 3 4 | 3 1 | 0 | 0 | 4 | 0 | 1 0 -19 | |
| 3 Demetria Shephard | 12:07 | 1-6 | 1-3 | 0-0 | 0 2 2 | 3 0 | 3 | 0 | 0 | 0 | 0 0 -14 | |
| 11 Tia Morgan | 17:08 | 1-4 | 1-2 | 0-0 | 1 1 2 | 3 2 | 3 | 0 | 2 | 0 | 0 0 0 | |
| 10 Azaria Robinson | 02:35 | 0-0 | 0-0 | 0-0 | 0 0 0 | 0 0 | 0 | 0 | 0 | 0 | 0 0 -1 | |
| 33 Breazia Robinson | 01:01 | 0-0 | 0-0 | 0-0 | 0 0 0 | 0 0 | 0 | 0 | 0 | 0 | 0 0 0 | |
| 4 Kourtney Rittenberry | 11:58 | 2-4 | 0-1 | 0-0 | 0 6 6 | 2 0 | 4 | 0 | 1 | 1 | 1 0 -6 | |
| 1 Markisha Body | 06:46 | 1-1 | 0-0 | 0-0 | 0 1 1 | 2 0 | 2 | 0 | 0 | 0 | 0 0 -3 | |
| 32 Stephanie Okowi | 01:40 | 0-0 | 0-0 | 0-0 | 0 0 0 | 0 1 | 0 | 0 | 0 | 0 | 0 0 -3 | |
| Team | | | | | 2 3 5 | | 0 | 0 | | | | |
| Totals | | 17-58 | 3-17 | 13-25 | 14 35 49 | 32 18 | 50 | 4 | 22 | 4 5 2 | -20 | |

Technical Fouls: Reese 3rd 8:36

| Biggest lead | | ARK | UAPB |
|------------------|--|---------------------------|---------------------------|
| Biggest lead | | 34 (3 rd 2:48) | 1 (1 st 6:41) |
| Best Scoring Run | | 17 (2 nd 6:19) | 12 (4 th 7:28) |
| Lead Changes | | 2 | 0 |
| Times Tied | | 0 | 0 |
| Time with Lead | | 37:44 | 01:20 |



Official Basketball Box Score - Final
Tulsa at Arkansas
11/14/22 Bud Walton Arena, Fayetteville
2022-23 Women's Basketball

Game Time: 7:00 PM
Game Duration: 2:54
Attendance: 2,511

Officials: Dee Karler, Michael McConnell, Talisa Green

Tulsa - 70

Record: 2-1

| NO. Name | Min | FG M-A | 3P M-A | FT M-A | Rebounds OR DR TOT | Fouls PF FD | TP | AS | TO | ST | Blocks BS BA | +/- |
|---------------------|---------|-----------|-----------|-----------|-----------------------|----------------|----|----|----|-------|-----------------|-----|
| 2 Temira Poindexter | F 26:10 | 9-18 | 2-7 | 1-2 | 0 3 3 | 1 4 | 21 | 3 | 2 | 0 | 0 1 -3 | |
| 20 Katelyn Levings | F 27:38 | 5-10 | 1-4 | 0-0 | 3 4 7 | 5 2 | 11 | 1 | 1 | 0 | 0 0 1 | |
| 0 Katia Gallegos | G 11:55 | 0-0 | 0-0 | 0-0 | 0 2 2 | 1 1 | 0 | 4 | 1 | 0 | 0 0 0 | |
| 10 Maya Mayberry | G 34:06 | 6-11 | 4-6 | 1-4 | 0 4 4 | 3 5 | 17 | 2 | 3 | 2 | 0 0 -3 | |
| 11 Maddie Bittle | G 28:50 | 3-10 | 2-4 | 0-0 | 1 4 5 | 4 1 | 8 | 3 | 6 | 0 | 0 0 -2 | |
| 5 Delanie Crawford | 24:47 | 2-5 | 2-4 | 1-2 | 0 3 3 | 4 1 | 7 | 3 | 0 | 0 | 0 0 -10 | |
| 35 Ahray Young | 23:21 | 1-6 | 0-3 | 1-4 | 0 2 2 | 1 2 | 3 | 1 | 1 | 2 | 0 1 -10 | |
| 13 Jessika Evans | 09:51 | 1-1 | 1-1 | 0-0 | 0 2 2 | 4 0 | 3 | 0 | 2 | 0 | 0 0 -9 | |
| 30 Caroline Lyles | 02:37 | 0-0 | 0-0 | 0-0 | 1 1 1 | 1 0 | 0 | 0 | 1 | 0 | 0 0 -6 | |
| 1 Cam Mathews | 00:10 | 0-0 | 0-0 | 0-0 | 0 0 0 | 0 0 | 0 | 0 | 0 | 0 | 0 0 -1 | |
| 21 Hadley Periman | 00:35 | 0-0 | 0-0 | 0-0 | 0 0 0 | 0 0 | 1 | 0 | 0 | 0 | 0 0 -2 | |
| Team | | | | | 0 6 6 | | 0 | 0 | | | | |
| Totals | | 27-61 | 12-29 | 4-12 | 4 31 35 | 25 16 70 | 17 | 17 | 17 | 4 4 2 | -9 | |

Technical Fouls: NONE

| Shooting By Period | | |
|---------------------|-------|-------|
| 1 st FG% | 6-17 | 35.3% |
| 3PT% | 2-7 | 28.6% |
| FT% | 1-2 | 50.0% |
| 2 nd FG% | 7-14 | 50.0% |
| 3PT% | 4-7 | 57.1% |
| FT% | 1-6 | 16.7% |
| 3 rd FG% | 4-13 | 30.8% |
| 3PT% | 4-8 | 50.0% |
| FT% | 2-4 | 50% |
| 4 th FG% | 10-17 | 58.8% |
| 3PT% | 2-7 | 28.6% |
| FT% | 0-0 | 0% |
| GM FG% | 27-61 | 44.3% |
| 3PT% | 12-29 | 41.4% |
| FT% | 4-12 | 33.3% |

Dead Ball Rebounds: 6, 4

Arkansas - 79

Record: 3-0

| NO. Name | Min | FG M-A | 3P M-A | FT M-A | Rebounds OR DR TOT | Fouls PF FD | TP | AS | TO | ST | Blocks BS BA | +/- |
|------------------------|---------|-----------|-----------|-----------|-----------------------|----------------|----|----|----|-------|-----------------|-----|
| 4 Erynn Barnum | F 30:32 | 10-12 | 0-0 | 7-12 | 3 5 8 | 3 7 | 27 | 0 | 1 | 2 | 1 1 3 | |
| 0 Saylor Poffenbarger | G 28:35 | 1-4 | 0-2 | 0-0 | 2 8 10 | 4 2 | 2 | 3 | 0 | 1 | 0 0 13 | |
| 2 Samara Spencer | G 39:04 | 3-16 | 3-11 | 4-6 | 0 3 3 | 2 9 | 13 | 4 | 2 | 0 | 0 2 7 | |
| 34 Chrissy Carr | G 22:32 | 1-9 | 1-8 | 0-0 | 2 4 6 | 0 1 | 3 | 0 | 2 | 0 | 1 0 7 | |
| 43 Makayla Daniels | G 36:43 | 6-19 | 4-9 | 3-4 | 4 5 9 | 1 3 | 19 | 3 | 2 | 0 | 0 1 5 | |
| 11 Rylee Langerman | 22:35 | 2-7 | 2-5 | 4-6 | 2 3 5 | 3 3 | 10 | 1 | 0 | 4 | 0 0 1 | |
| 30 Maryam Dauda | 09:28 | 1-2 | 1-2 | 0-0 | 2 1 3 | 1 0 | 3 | 0 | 2 | 0 | 0 0 6 | |
| 24 Jersey Wollenbarger | 10:31 | 1-3 | 0-2 | 0-0 | 0 0 0 | 0 2 | 2 | 0 | 0 | 0 | 0 0 3 | |
| Team | | | | | 2 1 3 | | 0 | 0 | | | | |
| Totals | | 25-72 | 11-39 | 18-28 | 17 30 47 | 16 25 79 | 11 | 9 | 7 | 2 4 9 | | |

Technical Fouls: NONE

| Shooting By Period | | |
|---------------------|-------|-------|
| 1 st FG% | 8-19 | 42.1% |
| 3PT% | 4-10 | 40.0% |
| FT% | 4-6 | 66.7% |
| 2 nd FG% | 6-20 | 30.0% |
| 3PT% | 3-11 | 27.3% |
| FT% | 2-2 | 100% |
| 3 rd FG% | 4-20 | 20.0% |
| 3PT% | 2-14 | 14.3% |
| FT% | 3-4 | 75% |
| 4 th FG% | 7-13 | 53.8% |
| 3PT% | 2-4 | 50.0% |
| FT% | 9-16 | 56.3% |
| GM FG% | 25-72 | 34.7% |
| 3PT% | 11-39 | 28.2% |
| FT% | 18-28 | 64.3% |

Dead Ball Rebounds: 5, 2

| TU | | ARK | Points from | | TU | ARK |
|------------------|--|--------------------------|---------------|--|----|-----|
| Biggest lead | | 2 (1 st 9:36) | Turnovers | | 7 | 19 |
| Best Scoring Run | | 9 (2 nd 9:53) | Paint | | 28 | 26 |
| Lead Changes | | 3 | Second Chance | | 0 | 9 |
| Times Tied | | 2 | Fast Breaks | | 5 | 21 |
| Time with Lead | | 01:11 | Bench | | 13 | 15 |

| Period by Period Scoring | | TU | ARK |
|--------------------------|--|----|-----|
| 1st | | 15 | 19 |
| 2nd | | 14 | 22 |
| 3rd | | 13 | 25 |
| 4th | | 7 | 9 |



Official Basketball Box Score - Final
Central Ark. at Arkansas
11/11/22 Bud Walton Arena, Fayetteville
2022-23 Women's Basketball

Game Time: 10:30 AM
Game Duration: 1:56
Attendance: 7,410

Officials: Brian Hall, Kristen Bel, Kaz Beverley

Central Ark. - 34

Record: 0-2

| NO. Name | Min | FG M-A | 3P M-A | FT M-A | Rebounds OR DR TOT | Fouls PF FD | TP | AS | TO | ST | Blocks BS BA | +/- |
|-------------------|---------|-----------|-----------|-----------|-----------------------|----------------|----|----|----|-------|-----------------|-----|
| 11 Kyjai Miles | F 20:24 | 2-7 | 0-0 | 0-2 | 2 3 5 | 3 2 | 4 | 1 | 0 | 0 | 1 -24 | |
| 1 Kinley Fisher | G 24:15 | 3-9 | 1-5 | 0-0 | 0 3 3 | 0 0 | 7 | 0 | 2 | 1 | 0 0 -22 | |
| 10 Gloria Fornah | G 25:35 | 0-4 | 0-0 | 2-4 | 2 4 6 | 5 2 | 2 | 0 | 2 | 0 | 0 4 -21 | |
| 12 Siera Carter | G 09:57 | 0-2 | 0-1 | 2-3 | 0 1 1 | 2 2 | 2 | 0 | 2 | 1 | 0 0 -14 | |
| 20 Kayla Mitchell | G 19:34 | 2-3 | 1-2 | 0-0 | 0 2 2 | 5 1 | 5 | 1 | 4 | 0 | 0 0 -14 | |
| 3 Randrea Wright | 19:37 | 0-5 | 0-3 | 1-2 | 0 1 1 | 2 2 | 1 | 1 | 3 | 0 | 0 0 -24 | |
| 15 Paris Atkins | 31:39 | 3-16 | 0-5 | 1-4 | 1 4 5 | 2 3 | 7 | 1 | 1 | 1 | 0 1 -30 | |
| 43 Jenny Peakie | 11:05 | 0-5 | 0-3 | 0-0 | 3 1 4 | 1 0 | 0 | 0 | 0 | 1 | 0 0 -7 | |
| 30 Keerra Prim | 27:48 | 2-3 | 0-0 | 2-4 | 4 5 9 | 4 2 | 6 | 0 | 2 | 1 | 1 0 -22 | |
| 5 Lashiyah Fowler | 06:33 | 0-1 | 0-0 | 0-0 | 0 0 0 | 2 0 | 0 | 0 | 0 | 0 | 0 0 -8 | |
| 2 Leah Perry | 01:41 | 0-0 | 0-0 | 0-0 | 0 0 0 | 0 0 | 0 | 0 | 0 | 0 | 0 0 -4 | |
| 4 Jada Wilmington | 01:52 | 0-0 | 0-0 | 0-0 | 0 1 1 | 0 0 | 0 | 0 | 0 | 0 | 0 0 0 | |
| Team | | | | | 2 2 4 | | 0 | 0 | 1 | 1 | | |
| Totals | | 12-55 | 2-19 | 8-19 | 14 27 41 | 26 14 | 34 | 3 | 18 | 5 1 6 | -38 | |

Technical Fouls: NONE

Dead Ball Rebounds: 5, 2

Arkansas - 72

Record: 2-0

| Arkansas - 12 | | Record: 2-4 | | | | | | | | | | | |
|---------------|---------------------|-------------|-----------|-----------|-----------|-----------------------|----------------|----|----|----|----|-----------------|------|
| NO. | Name | Min | FG M-A | 3P M-A | FT M-A | Rebounds OR DR TOT | Fouls PF FD | TP | AS | TO | ST | Blocks BS BA | +/- |
| 4 | Erynn Barnum | F 22:29 | 5-8 | 0-1 | 9-9 | 4 5 9 | 2 5 | 19 | 2 | 1 | 0 | 3 | 22 |
| 0 | Saylor Poffenberger | G 30:24 | 0-5 | 0-3 | 2-4 | 0 7 7 | 1 2 | 2 | 1 | 2 | 0 | 0 | 31 |
| 2 | Samara Spencer | G 18:51 | 1-5 | 0-2 | 3-7 | 0 2 2 | 3 3 | 5 | 3 | 2 | 0 | 0 | 20 |
| 34 | Chrissy Carr | G 25:25 | 2-8 | 2-6 | 2-2 | 0 8 8 | 1 1 | 8 | 0 | 3 | 1 | 0 | 20 |
| 43 | Makayla Daniels | G 24:18 | 5-8 | 1-2 | 3-6 | 0 2 2 | 0 6 | 14 | 4 | 0 | 4 | 0 | 23 |
| 11 | Rylee Langerman | 24:26 | 3-5 | 2-4 | 1-3 | 0 4 4 | 2 2 | 9 | 0 | 1 | 0 | 0 | 19 |
| 24 | Jersey Wolfenberger | 20:20 | 2-6 | 1-3 | 0-1 | 0 1 1 | 2 2 | 5 | 0 | 0 | 0 | 0 | 18 |
| 30 | Maryam Dauda | 17:06 | 4-6 | 0-0 | 2-3 | 3 2 5 | 3 3 | 10 | 0 | 2 | 1 | 1 | 17 |
| 5 | Emmie Ellis | 15:53 | 0-1 | 0-0 | 0-3 | 0 4 0 | 0 0 | 0 | 0 | 0 | 0 | 0 | 17 |
| 20 | Karlee Harrison | 02:07 | 0-0 | 0-0 | 0-0 | 0 0 0 | 0 0 | 0 | 0 | 1 | 0 | 0 | 13 |
| 21 | Loren Lindsey | 01:11 | 0-0 | 0-0 | 0-0 | 0 0 0 | 0 0 | 0 | 0 | 0 | 0 | 0 | 0 |
| Team | | | | | | 1 1 2 | | 0 | 0 | | | | |
| Totals | | | 22-52 | 6-22 | 22-35 | 9 35 44 | 14 26 | 72 | 10 | 11 | 7 | 6 | 1 38 |

#SIDEBYSIDE



Official Basketball Box Score - Final
Arkansas at Little Rock
11/20/22 Jack Stephens Center, Little Rock
2022-23 Women's Basketball

Game Time: 1:00 PM
Game Duration: 1:56
Attendance: 2,879

Officials: Ty Bitts, Nadi Carey, Daniel Drake

Arkansas - 93 Record: 5-9

| NO. Name | Min | FG M-A | 3P M-A | FT M-A | Rebounds OR DR TOT | Fouls PF FD | TP | AS | TO | ST | Blocks BS BA | +/- |
|------------------------|---------|-----------|-----------|-----------|-----------------------|----------------|----|----|----|----|-----------------|-----|
| 4 Erynn Barnum | F 20:40 | 5-5 | 0-0 | 5-6 | 0 9 9 | 3 4 | 15 | 1 | 5 | 0 | 1 0 | 23 |
| 0 Saylor Poffenbarger | G 27:53 | 3-4 | 0-1 | 3-4 | 0 9 9 | 3 4 | 9 | 1 | 3 | 0 | 0 0 | 32 |
| 2 Samara Spencer | G 30:08 | 4-9 | 0-4 | 3-4 | 0 7 7 | 1 4 | 11 | 6 | 6 | 0 | 0 0 | 39 |
| 3 Chrissy Carr | G 23:57 | 7-10 | 4-6 | 4-4 | 1 1 2 | 2 2 | 22 | 0 | 2 | 0 | 0 0 | 39 |
| 4 Makayla Daniels | G 22:29 | 3-4 | 3-4 | 3-4 | 1 2 3 | 2 5 | 12 | 4 | 1 | 1 | 0 0 | 34 |
| 11 Rylee Langerman | 13:45 | 1-1 | 0-0 | 1-2 | 0 0 0 | 1 1 | 3 | 0 | 0 | 0 | 0 0 | 15 |
| 24 Jersey Wolfenbarger | 17:05 | 2-6 | 1-2 | 1-2 | 1 4 5 | 1 1 | 6 | 1 | 0 | 0 | 0 0 | 20 |
| 30 Maryam Dauda | 14:55 | 3-5 | 1-1 | 0-0 | 1 3 4 | 4 0 | 7 | 2 | 1 | 1 | 0 0 | 13 |
| 55 Emrie Ellis | 12:49 | 2-3 | 1-1 | 0-0 | 0 2 2 | 3 0 | 5 | 0 | 3 | 0 | 0 0 | 9 |
| 22 Avery Hughes | 05:04 | 0-1 | 0-0 | 2-2 | 0 0 0 | 2 1 | 2 | 0 | 0 | 0 | 0 0 | -4 |
| 20 Karley Johnson | 06:19 | 0-0 | 0-0 | 1-2 | 0 0 0 | 0 1 | 1 | 1 | 1 | 0 | 0 0 | 1 |
| 21 Loren Lindsey | 04:56 | 0-0 | 0-0 | 0-0 | 0 0 0 | 0 0 | 0 | 0 | 0 | 0 | 0 0 | 5 |
| Team | | | | | 1 3 4 | | 0 | 0 | | | | |
| Totals | | 30-48 | 10-19 | 23-30 | 5 40 45 | 22 23 | 93 | 16 | 22 | 3 | 2 0 | 44 |

Technical Fouls:NONE

Dead Ball Rebounds: 4, 0

| Shooting By Period | |
|---------------------|-------------|
| 1 st FG% | 8-11 72.7% |
| 3PT% | 2-3 66.7% |
| FT% | 2-4 50% |
| 2 nd FG% | 7-12 58.3% |
| 3PT% | 2-5 40.0% |
| FT% | 8-10 80% |
| 3 rd FG% | 8-13 61.5% |
| 3PT% | 4-9 44.4% |
| FT% | 5-6 83.3% |
| 4 th FG% | 7-12 58.3% |
| 3PT% | 2-2 100.0% |
| FT% | 8-10 80% |
| GM FG% | 30-48 62.5% |
| 3PT% | 10-19 52.6% |
| FT% | 23-30 76.7% |



Official Basketball Box Score - Final
Northern Ariz. at Arkansas
11/24/22 UVI Sports and Fitness Center, Charlotte Amalie, USVI
2022 Paradise Jam Women's Basketball REEF DIVISION

Game Time: 6:45 PM
Game Duration: 2:00

Officials: Tim Resch, Tommi Paris, Sarah Williams

Northern Ariz. - 73 Record: 3-3

| NO. Name | | Min | FG M-A | 3P M-A | FT M-A | Rebounds OR DR TOT | Fouls PF FD | TP | AS | TO | ST | Blocks BS BA | +/- |
|----------------------|---|-------|-----------|-----------|-----------|-----------------------|----------------|----|----|----|----|-----------------|-----|
| 2 Nyah Moran | F | 20:20 | 6-12 | 2-6 | 2-4 | 1 0 1 | 4 5 | 16 | 2 | 5 | 3 | 1 0 | -5 |
| 12 Sophie Glancey | F | 23:06 | 0-5 | 0-1 | 0-0 | 2 3 5 | 5 1 | 0 | 0 | 3 | 0 | 0 0 | -10 |
| 25 Montana Oltrogge | F | 31:03 | 1-9 | 0-4 | 0-0 | 1 10 11 | 3 0 2 | 2 | 1 | 5 | 0 | 0 2 | -10 |
| 1 Regan Schenck | G | 35:44 | 3-8 | 1-3 | 4-4 | 0 5 5 | 4 2 | 11 | 5 | 7 | 1 | 0 1 | -4 |
| 21 Emily Rodabaugh | G | 38:11 | 6-13 | 4-8 | 0-0 | 0 6 6 | 3 1 | 16 | 0 | 2 | 3 | 0 0 | -2 |
| 22 Olivia Moran | | 20:35 | 6-9 | 3-3 | 2-2 | 0 2 2 | 5 3 | 17 | 0 | 3 | 0 | 0 0 | -4 |
| 45 Fatoumata Jaitheh | | 16:54 | 3-3 | 0-0 | 2-2 | 1 2 3 | 3 4 | 8 | 1 | 1 | 1 | 0 1 | 0 |
| 5 Taylor Feldman | | 10:05 | 1-2 | 0-0 | 0-0 | 0 0 0 | 3 0 | 2 | 1 | 1 | 0 | 0 0 | -7 |
| 4 Mary McMorris | | 04:02 | 0-1 | 0-0 | 1-2 | 1 0 1 | 2 1 | 1 | 0 | 1 | 1 | 0 0 | -4 |
| Team | | | | | | 0 4 4 | | 0 | 0 | | | | |
| Totals | | | 26-62 | 10-25 | 11-14 | 8 30 38 | 32 17 | 73 | 10 | 28 | 9 | 2 4 | -9 |

Technical Fouls:NONE

| Shooting By Period | |
|---------------------|-------------|
| 1 st FG% | 6-14 42.9% |
| 3PT% | 1-5 20.0% |
| FT% | 5-5 100% |
| 2 nd FG% | 4-12 33.3% |
| 3PT% | 2-4 50.0% |
| FT% | 1-2 50% |
| 3 rd FG% | 6-15 40.0% |
| 3PT% | 3-7 42.9% |
| FT% | 2-4 50% |
| 4 th FG% | 10-21 47.6% |
| 3PT% | 4-9 44.4% |
| FT% | 3-3 100% |
| GM FG% | 26-62 41.9% |
| 3PT% | 10-25 40.0% |
| FT% | 11-14 78.6% |

Dead Ball Rebounds: 1, 1

Arkansas - 82 Record: 6-9

| NO. Name | | Min | FG M-A | 3P M-A | FT M-A | Rebounds OR DR TOT | Fouls PF FD | TP | AS | TO | ST | Blocks BS BA | +/- | |
|------------------------|---|-------|-----------|-----------|-----------|-----------------------|----------------|----|----|----|----|-----------------|-----|-----|
| 4 Erynn Barnum | F | 23:03 | 3-9 | 0-1 | 1-2 | 3 4 7 | 3 3 3 | 7 | 2 | 2 | 2 | 0 | 1 | -12 |
| 0 Saylor Poffenbarger | G | 31:41 | 4-10 | 2-6 | 3-4 | 2 3 5 | 3 3 13 | 2 | 4 | 1 | 1 | 0 | 1 | -1 |
| 2 Samara Spencer | G | 39:29 | 10-21 | 3-7 | 4-6 | 0 4 4 | 1 10 27 | 2 | 2 | 4 | 0 | 0 | 0 | 7 |
| 34 Chrissy Carr | G | 25:46 | 2-8 | 0-4 | 3-4 | 3 4 7 | 4 7 0 | 2 | 0 | 0 | 0 | 1 | 0 | -9 |
| 43 Makayla Daniels | G | 30:01 | 5-10 | 0-1 | 8-9 | 1 5 6 | 4 8 18 | 4 | 4 | 2 | 0 | 0 | 0 | 9 |
| 11 Rylee Langerman | | 20:56 | 1-3 | 0-1 | 1-2 | 0 2 2 | 1 1 3 | 1 | 1 | 0 | 0 | 0 | 0 | 17 |
| 24 Jersey Wolfenbarger | | 10:44 | 1-4 | 0-2 | 0-1 | 1 3 4 | 1 1 2 | 0 | 0 | 0 | 0 | 0 | 0 | 11 |
| 30 Maryam Dauda | | 16:23 | 2-3 | 0-1 | 1-2 | 2 2 4 | 1 2 5 | 1 | 2 | 0 | 3 | 0 | 0 | 23 |
| 55 Emrie Ellis | | 01:57 | 0-0 | 0-0 | 0-0 | 0 0 0 | 0 0 0 | 0 | 0 | 1 | 0 | 0 | 0 | 0 |
| Team | | | | | | 0 3 3 | 0 | 0 | 0 | | | | | |
| Totals | | | 28-68 | 5-23 | 21-30 | 12 30 42 | 18 32 82 | 12 | 18 | 9 | 4 | 2 | 9 | |

Technical Fouls:Coach 3rd 3:22

| Shooting By Period | |
|---------------------|-------------|
| 1 st FG% | 8-23 34.8% |
| 3PT% | 2-11 18.2% |
| FT% | 2-4 50% |
| 2 nd FG% | 5-14 35.7% |
| 3PT% | 2-6 33.3% |
| FT% | 6-8 75% |
| 3 rd FG% | 8-16 50.0% |
| 3PT% | 0-2 0.0% |
| FT% | 7-10 70% |
| 4 th FG% | 7-15 46.7% |
| 3PT% | 1-4 25.0% |
| FT% | 6-8 75% |
| GM FG% | 28-68 41.2% |
| 3PT% | 5-23 21.7% |
| FT% | 21-30 70.0% |

Dead Ball Rebounds: 6, 0

Little Rock - 49 Record: 1-2

| NO. Name | | Min | FG M-A | 3P M-A | FT M-A | Rebounds OR DR TOT | Fouls PF TD | TP | AS | TO | ST | Blocks BS BA | +/- |
|------------------------|---|-------|-----------|-----------|-----------|-----------------------|----------------|----|----|----|----|-----------------|-----|
| 11 Faith Lee | F | 23:32 | 1-9 | 0-0 | 3-4 | 0 0 0 | 4 3 | 5 | 0 | 3 | 0 | 0 0 | -35 |
| 32 Nikki Metcalfe | F | 31:37 | 6-11 | 0-0 | 0-0 | 0 4 4 | 2 2 | 12 | 1 | 3 | 0 | 0 0 | -37 |
| 3 Jayla Brooks | G | 17:58 | 0-2 | 0-0 | 1-2 | 0 0 0 | 4 1 | 1 | 0 | 0 | 1 | 0 0 | -21 |
| 10 Jaiyah Harris-Smith | G | 36:41 | 2-4 | 0-0 | 3-3 | 2 3 5 | 4 3 | 7 | 6 | 4 | 1 | 0 0 | -37 |
| 12 Tia Harvey | G | 25:55 | 6-22 | 0-1 | 2-2 | 0 0 0 | 2 3 | 14 | 1 | 3 | 2 | 0 0 | -35 |
| 34 Angeline Francis | | 16:18 | 1-2 | 0-0 | 0-2 | 1 1 2 | 3 5 | 2 | 0 | 1 | 0 | 0 0 | -2 |
| 0 Toyosi Abiola | | 21:05 | 2-9 | 1-6 | 1-2 | 1 0 1 | 2 4 | 6 | 1 | 0 | 0 | 0 0 | -25 |
| 22 Mesh Triplett | | 10:16 | 0-2 | 0-0 | 0-2 | 1 1 2 | 1 1 | 0 | 0 | 0 | 0 | 0 0 | -11 |
| 43 Sha'nequa Henry | | 13:18 | 1-2 | 0-0 | 0-0 | 1 2 3 | 1 0 | 2 | 0 | 1 | 1 | 0 0 | -12 |
| 1 Mira Hanna | | 03:20 | 0-0 | 0-0 | 0-0 | 0 1 1 | 0 0 | 0 | 0 | 0 | 0 | 0 0 | -5 |
| Team | | | | | | 1 4 5 | | 0 | 1 | | | | |

Technical Fouls:NONE

Dead Ball Rebounds: 4, 0

| Shooting By Period | |
|---------------------|-------------|
| 1 st FG% | 4-12 33.3% |
| 3PT% | 0-0 0.0% |
| FT% | 2-3 66.7% |
| 2 nd FG% | 4-20 20.0% |
| 3PT% | 1-3 33.3% |
| FT% | 0-0 0% |
| 3 rd FG% | 2-14 14.3% |
| 3PT% | 0-2 0.0% |
| FT% | 3-4 75% |
| 4 th FG% | 9-17 52.9% |
| 3PT% | 0-2 0.0% |
| FT% | 5-10 50% |
| GM FG% | 19-63 30.2% |
| 3PT% | 1-7 14.3% |
| FT% | 10-17 58.8% |

| | ARK | LR |
|------------------|---------------------------|--------------------------|
| Biggest lead | 45 (4 th 9:05) | 2 (1 st 9:14) |
| Best Scoring Run | 11 (3 rd 2:43) | 4 (4 th 7:19) |
| Lead Changes | 1 | |
| Times Tied | 1 | |
| Time with Lead | 37:22 | 00:20 |

| Points from | ARK | LR |
|---------------|-----|----|
| Turnovers | 19 | 16 |
| Paint | 38 | 16 |
| Second Chance | 10 | 3 |
| Fast Breaks | 9 | 8 |
| Bench | 24 | 10 |

| Period by Period Scoring | | | | | |
|--------------------------|-----|-----|-----|-----|-----|
| | 1st | 2nd | 3rd | 4th | TOT |
| ARK | 20 | 24 | 25 | 24 | 93 |
| LR | 10 | 9 | 7 | 23 | 49 |



Official Basketball Box Score - Final
Arkansas at Clemson
11/25/22 UVI Sports and Fitness Center, Charlotte Amalie, USVI
2022-23 Women's Basketball

Game Time: 9:35 PM
Game Duration: 2:06
Attendance: 1,724

Officials: Mark McClenny, Brandon Entenrie, Whitney Armstrong

Arkansas - 76 Record: 7-9

| NO. Name | Min | FG M-A | 3P M-A | FT M-A | Rebounds OR DR TOT | Fouls PF FD | TP | AS | TO | ST | Blocks BS BA | +/- |
|------------------------|---------|-----------|-----------|-----------|-----------------------|----------------|----|----|----|----|-----------------|-----|
| 4 Erynn Barnum | F 25:33 | 4-5 | 0-0 | 6-9 | 2 7 9 | 1 6 | 14 | 1 | 1 | 5 | 1 0 | 28 |
| 0 Saylor Poffenbarger | G 37:48 | 5-8 | 2-4 | 3-4 | 0 9 9 | 2 2 | 15 | 1 | 4 | 1 | 0 0 | 14 |
| 2 Samara Spencer | G 27:30 | 1-5 | 0-2 | 1-6 | 0 5 5 | 3 5 | 3 | 6 | 8 | 0 | 0 1 | 14 |
| 3 Chrissy Carr | G 30:43 | 6-13 | 5-10 | 2-2 | 1 3 4 | 3 2 | 19 | 1 | 1 | 1 | 0 0 | 14 |
| 43 Makayla Daniels | G 34:19 | 6-12 | 2-5 | 7-10 | 0 5 5 | 4 8 | 21 | 2 | 6 | 2 | 0 0 | 18 |
| 11 Rylee Langerman | 18:49 | 1-1 | 0-0 | 1-2 | 0 0 0 | 4 1 | 3 | 0 | 0 | 0 | 0 0 | 4 |
| 24 Jersey Wolfenbarger | 10:51 | 0-2 | 0-2 | 1-2 | 1 3 4 | 1 1 | 1 | 1 | 2 | 0 | 0 0 | -8 |
| 30 Maryam Dauda | 14:27 | 0-2 | 0-0 | 0-0 | 2 1 3 | 0 1 | 0 | 0 | 0 | 0 | 0 0 | -14 |
| Team | | | | | 3 2 5 | | 0 | 1 | | | | |
| Totals | | 23-48 | 9-23 | 21-35 | 9 35 44 | 19 26 | 76 | 12 | 23 | 9 | 1 1 | 14 |

Technical Fouls:Daniels 4th 4:04Daniels 4th 4:04Coach 4th 4:04

| Shooting By Period | |
|---------------------|-------------|
| 1 st FG% | 4-12 33.3% |
| 3PT% | 2-5 40.0% |
| FT% | 5-6 83.3% |
| 2 nd FG% | 3-12 25.0% |
| 3PT% | 1-8 12.5% |
| FT% | 2-7 28.6% |
| 3 rd FG% | 10-16 62.5% |
| 3PT% | 2-5 40.0% |
| FT% | 3-4 75% |
| 4 th FG% | 6-8 75.0% |
| 3PT% | 4-5 80.0% |
| FT% | 11-18 61.1% |
| GM FG% | 23-48 47.9% |
| 3PT% | 9-23 39.1% |
| FT% | 21-35 60.0% |

Dead Ball Rebounds: 5, 0

Clemson - 62 Record: 3-3

| NO. Name | Min | FG M-A | 3P M-A | FT M-A | Rebounds OR DR TOT | Fouls PF FD | TP | AS | TO | ST | Blocks BS BA | +/- |
|-------------------|---------|-----------|-----------|-----------|-----------------------|----------------|----|----|----|----|-----------------|-----|
| 5 Amari Robinson | F 25:09 | 3-11 | 1-3 | 0-0 | 2 3 5 | 4 1 | 7 | 1 | 4 | 1 | 0 0 | -5 |
| 12 Hannah Hank | C 31:25 | 2-4 | 2-3 | 3-4 | 1 8 9 | 4 4 | 9 | 0 | 1 | 1 | 0 0 | -13 |
| 2 Daisha Bradford | G 20:32 | 3-10 | 0-3 | 1-2 | 0 0 0 | 5 3 | 7 | 3 | 1 | 0 | 0 0 | -8 |
| 22 Ruby Whitehorn | G 27:32 | 4-11 | 0-1 | 2-3 | 1 4 5 | 4 3 | 10 | 2 | 4 | 0 | 0 0 | -12 |
| 44 AleJah Douglas | G 19:55 | 5-11 | 2-4 | 1-4 | 1 2 3 | 5 2 | 13 | 0 | 5 | 3 | 0 0 | 2 |
| 0 Brie Perpinjan | 24:44 | 1-6 | 0-2 | 2-2 | 1 1 2 | 1 2 | 4 | 4 | 0 | 3 | 0 0 | -16 |
| 3 Makayla Elmore | 17:15 | 1-1 | 0-0 | 1-2 | 3 1 0 | 3 | 1 | 0 | 0 | 1 | 1 0 | -10 |
| 15 Kionna Gaines | 12:28 | 2-5 | 0-0 | 0-0 | 1 2 3 | 1 1 | 4 | 0 | 1 | 0 | 0 0 | -1 |
| 30 Madi Ott | 14:49 | 1-4 | 1-4 | 0-0 | 0 0 0 | 1 0 | 3 | 1 | 0 | 0 | 0 0 | -7 |
| 21 Eno Iiyang | 06:11 | 1-1 | 0-0 | 0-0 | 0 1 1 | 1 0 | 2 | 0 | 1 | 0 | 0 0 | 0 |
| Team | | | | | 1 2 3 | | 0 | 0 | | | | |
| Totals | | 23-64 | 7-21 | 9-15 | 9 25 34 | 27 16 | 62 | 12 | 17 | 9 | 1 1 | -14 |

Technical Fouls:Bradford 4th 4:04

| Shooting By Period | |
|--------------------|--|
|--------------------|--|

Troy - 70

Record: 3-4

| NO. Name | Min | FG M-A | 3P M-A | FT M-A | Rebounds OR DR TOT | Fouls PF FD | TP | AS | TO | ST | Blocks BS BA | +/- |
|---------------------------|---------|-----------|-----------|-----------|-----------------------|----------------|----|----|----|----|-----------------|---------|
| 10 Tai'Sheka Porchia | F 24:52 | 3-10 | 0-0 | 4-5 | 1 4 5 | 1 3 | 10 | 1 | 3 | 1 | 1 1 | -1 |
| 11 Ja'Mia Hollings | F 24:28 | 4-9 | 0-1 | 0-0 | 3 5 8 | 2 0 | 8 | 1 | 3 | 1 | 0 0 | -24 |
| 3 Makayia Hallmon | G 25:13 | 9-23 | 4-7 | 3-4 | 0 1 1 | 3 2 | 25 | 1 | 1 | 0 | 0 0 | -17 |
| 5 Jada Walton | G 21:37 | 4-13 | 2-5 | 0-1 | 4 0 4 | 1 2 | 10 | 2 | 1 | 0 | 0 0 | -16 |
| 22 Sharonica Hartstfeld | G 15:32 | 0-2 | 0-2 | 4-6 | 2 0 2 | 5 4 | 4 | 1 | 2 | 0 | 0 0 | -11 |
| 12 Nia Daniel | 13:55 | 1-4 | 0-2 | 0-0 | 2 2 4 | 0 0 | 2 | 0 | 1 | 0 | 1 0 | 2 |
| 20 Janean Camp | 15:47 | 1-5 | 0-0 | 1-2 | 3 7 10 | 4 2 | 3 | 0 | 5 | 1 | 2 1 | -9 |
| 4 Jashanti Simmons | 08:13 | 0-1 | 0-0 | 0-0 | 1 2 3 | 2 0 | 0 | 1 | 0 | 0 | 0 0 | 1 |
| 0 Gabbi Cartagena | 14:25 | 1-4 | 0-3 | 1-1 | 1 1 2 | 1 2 | 3 | 0 | 0 | 0 | 0 0 | 5 |
| 1 Mary Delgado | 13:33 | 2-3 | 1-1 | 0-0 | 0 1 1 | 3 1 | 5 | 3 | 2 | 1 | 0 0 | -2 |
| 21 Ke'Aja Williams | 10:44 | 0-0 | 0-0 | 0-0 | 1 3 4 | 2 0 | 0 | 0 | 0 | 0 | 1 0 | 1 |
| 23 Shaniah Nunn | 06:52 | 0-2 | 0-1 | 0-2 | 1 2 3 | 0 1 | 0 | 0 | 2 | 0 | 0 0 | -6 |
| 31 Jamila Nansombi-Gunter | 04:48 | 0-1 | 0-0 | 0-0 | 1 0 1 | 0 0 | 0 | 0 | 0 | 0 | 0 0 | -8 |
| Team | | | | | 4 1 5 | | 0 | 1 | | | | |
| Totals | 25:77 | 7-22 | 13-21 | 24 | 29 | 53 | 25 | 17 | 70 | 10 | 21 5 | 5 3 -17 |

Technical Fouls:Coach 2nd3rd5Hallmon 4th0:01

Dead Ball Rebounds: 4, 3

Arkansas - 87

Record: 9-0

| NO. Name | Min | FG M-A | 3P M-A | FT M-A | Rebounds OR DR TOT | Fouls PF FD | TP | AS | TO | ST | Blocks BS BA | +/- |
|------------------------|---------|-----------|-----------|-----------|-----------------------|----------------|----|----|----|----|-----------------|--------|
| 4 Erynn Barnum | F 19:10 | 8-9 | 0-1 | 2-2 | 3 5 8 | 1 2 | 18 | 2 | 1 | 2 | 0 0 | 12 |
| 0 Saylor Poffenbarger | G 24:18 | 3-8 | 1-4 | 2-2 | 0 3 3 | 1 3 | 9 | 5 | 3 | 0 | 1 0 | 1 |
| 2 Samara Spencer | G 27:47 | 8-15 | 3-8 | 0-3 | 0 3 3 | 1 4 | 19 | 6 | 3 | 1 | 0 2 | 26 |
| 3 Chrissy Carr | G 25:43 | 5-14 | 2-9 | 2-2 | 1 2 3 | 2 1 | 14 | 0 | 0 | 1 | 0 0 | 23 |
| 43 Makayia Daniels | G 25:36 | 2-6 | 2-6 | 4-4 | 0 3 3 | 4 7 | 10 | 4 | 3 | 3 | 0 0 | 10 |
| 11 Rylee Langerman | 15:55 | 0-2 | 0-2 | 1-2 | 1 4 5 | 2 2 | 1 | 3 | 2 | 0 | 0 0 | 20 |
| 24 Jersey Wolfenbarger | 20:46 | 4-7 | 3-5 | 0-2 | 2 1 3 | 1 1 | 11 | 0 | 0 | 1 | 2 0 | 9 |
| 30 Maryam Dauda | 20:50 | 0-6 | 0-1 | 0-0 | 0 7 7 | 4 1 | 0 | 0 | 1 | 0 | 0 0 | 5 |
| 55 Emrie Ellis | 08:42 | 0-2 | 0-1 | 1-2 | 0 0 0 | 1 1 | 1 | 0 | 0 | 0 | 0 0 | -10 |
| 20 Karley Johnson | 05:38 | 0-0 | 0-0 | 0-0 | 1 0 1 | 0 0 | 0 | 0 | 0 | 0 | 0 0 | 1 |
| 22 Avery Hughes | 03:22 | 1-1 | 0-0 | 2-2 | 0 0 0 | 0 1 | 4 | 0 | 0 | 0 | 0 0 | -6 |
| 21 Loren Lindsey | 02:13 | 0-0 | 0-0 | 0-0 | 0 0 0 | 0 0 | 1 | 0 | 0 | 0 | 0 0 | -1 |
| Team | | | | | 2 3 5 | | 0 | 1 | | | | |
| Totals | 31:70 | 11-37 | 14-21 | 10 | 31 | 41 | 19 | 23 | 87 | 20 | 14 8 | 3 5 17 |

Technical Fouls:Coach 3rd1:43Coach 4th0:01

Dead Ball Rebounds: 4, 1

| | TROY | ARK |
|------------------|---------------------------|---------------------------|
| Biggest lead | 0 (1 st 10:00) | 27 (3 rd 4:18) |
| Best Scoring Run | 6 (4 th 5:38) | 9 (2 nd 2:54) |
| Lead Changes | 0 | |
| Times Tied | 3 | |
| Time with Lead | 00:00 | 38:50 |

| Points from Turnovers | TROY | ARK |
|-----------------------|------|-----|
| Paint | 20 | 40 |
| Second Chance | 14 | 9 |
| Fast Breaks | 17 | 20 |
| Bench | 13 | 17 |

| Period by Period Scoring | 1st | 2nd | 3rd | 4th | TOT |
|--------------------------|-----|-----|-----|-----|-----|
| TROY | 17 | 7 | 20 | 26 | 70 |
| ARK | 27 | 17 | 23 | 20 | 87 |

#SIDEBYSIDE

Oral Roberts - 58

Record: 2-7

| NO. Name | Min | FG M-A | 3P M-A | FT M-A | Rebounds OR DR TOT | Fouls PF FD | TP | AS | TO | ST | Blocks BS BA | +/- |
|-------------------|---------|-----------|-----------|-----------|-----------------------|----------------|----|----|----|----|-----------------|---------|
| 22 Ruthie Udumoh | F 32:26 | 0-8 | 0-2 | 4-6 | 2 3 5 | 4 3 | 0 | 4 | 0 | 0 | 0 2 | -34 |
| 32 Tirzah Moore | F 32:17 | 7-12 | 0-0 | 2-2 | 5 6 11 | 3 3 | 16 | 0 | 1 | 0 | 2 3 | -40 |
| 2 Hannah Cooper | G 38:07 | 7-19 | 0-1 | 1-3 | 0 3 3 | 4 3 | 15 | 4 | 4 | 4 | 0 4 | -36 |
| 11 Ariel Walker | G 24:06 | 4-11 | 1-5 | 4-6 | 3 2 5 | 2 4 | 13 | 0 | 1 | 2 | 0 0 | -20 |
| 14 Delaney Nix | G 25:41 | 1-8 | 0-7 | 0-0 | 0 3 3 | 1 0 | 2 | 1 | 0 | 0 | 0 0 | -21 |
| 20 Lauren Ramey | 16:29 | 1-6 | 0-5 | 0-0 | 0 3 3 | 0 0 | 2 | 0 | 0 | 0 | 1 0 | -9 |
| 30 Sara Rodrigues | 19:51 | 1-4 | 1-3 | 3-4 | 0 4 4 | 3 3 | 6 | 1 | 1 | 0 | 0 0 | 0 |
| 23 Talia Pogi | 09:10 | 0-3 | 0-3 | 0-0 | 0 1 1 | 1 0 | 0 | 0 | 1 | 0 | 0 0 | -12 |
| 1 Maggie Sockey | 01:53 | 0-0 | 0-0 | 0-0 | 0 0 0 | 1 0 | 0 | 0 | 1 | 0 | 0 0 | 2 |
| Team | | | | | 2 4 6 | | 0 | 1 | | | | |
| Totals | 21:71 | 2-26 | 14-21 | 12 | 29 | 41 | 19 | 16 | 58 | 6 | 13 6 | 3 9 -34 |

Technical Fouls:NONE

Dead Ball Rebounds: 3, 0

Arkansas - 92

Record: 10-0

| NO. Name | Min | FG M-A | 3P M-A | FT M-A | Rebounds OR DR TOT | Fouls PF FD | TP | AS | TO | ST | Blocks BS BA | +/- |
|------------------------|---------|-----------|-----------|-----------|-----------------------|----------------|----|----|----|----|-----------------|--------|
| 4 Erynn Barnum | F 19:43 | 3-5 | 0-0 | 0-0 | 2 3 5 | 3 0 | 6 | 4 | 1 | 0 | 1 0 | 14 |
| 0 Saylor Poffenbarger | G 26:09 | 5-11 | 1-3 | 3-4 | 0 13 14 | 5 5 | 14 | 5 | 0 | 0 | 1 0 | 35 |
| 2 Samara Spencer | G 30:40 | 10-17 | 6-8 | 6-12 | 1 1 2 | 1 6 | 32 | 3 | 2 | 3 | 1 0 | 36 |
| 24 Jersey Wolfenbarger | G 32:30 | 2-5 | 0-2 | 5-5 | 3 9 12 | 1 3 | 9 | 1 | 2 | 0 | 0 4 | 29 |
| 3 Chrissy Carr | G 35:04 | 6-17 | 3-12 | 0-0 | 1 4 5 | 2 1 | 15 | 1 | 2 | 0 | 0 0 | 33 |
| 11 Rylee Langerman | 16:32 | 1-4 | 0-2 | 1-2 | 3 2 5 | 2 1 | 3 | 1 | 0 | 2 | 0 0 | 5 |
| 30 Maryam Dauda | 22:08 | 5-11 | 0-3 | 0-0 | 3 5 8 | 3 0 | 10 | 1 | 0 | 0 | 2 1 | 14 |
| 55 Emrie Ellis | 08:33 | 1-3 | 0-0 | 0-0 | 0 1 1 | 0 1 | 2 | 0 | 0 | 0 | 0 1 | 4 |
| 22 Avery Hughes | 03:52 | 0-0 | 0-0 | 1-2 | 0 0 0 | 0 1 | 1 | 0 | 0 | 1 | 0 0 | 1 |
| 20 Karley Johnson | 02:43 | 0-1 | 0-0 | 0-0 | 0 0 0 | 0 0 | 1 | 0 | 0 | 0 | 0 1 | 1 |
| 21 Loren Lindsey | 02:06 | 0-0 | 0-0 | 0-0 | 0 0 0 | 0 0 | 0 | 0 | 0 | 0 | 0 0 | -2 |
| Team | | | | | 2 4 6 | | 0 | 1 | | | | |
| Totals | 33:74 | 10-30 | 16-25 | 15 | 42 | 57 | 16 | 19 | 92 | 16 | 8 5 | 9 3 34 |

Technical Fouls:NONE

Dead Ball Rebounds: 6, 0

| | ORU | ARK |
|------------------|--------------------------|---------------------------|
| Biggest lead | 2 (1 st 9:14) | 36 (4 th 2:06) |
| Best Scoring Run | 6 (2 nd 3:18) | 14 (4 th 8:21) |
| Lead Changes | 3 | |
| Times Tied | 1 | |
| Time with Lead | 01:14 | 37:53 |

| Points from Turnovers | ORU | ARK |
|-----------------------|-----|-----|
| Paint | 36 | 42 |
| Second Chance | 10 | 10 |
| Fast Breaks | 13 | 20 |
| Bench | 8 | 16 |

| Period by Period Scoring | 1st | 2nd | 3rd | 4th | TOT |
|--------------------------|-----|-----|-----|-----|-----|
| ORU | 16 | 21 | 10 | 11 | 58 |
| ARK | 22 | 19 | 32 | 19 | 92 |

Lamar University - 50

Record: 4-4

| NO. Name | Min | FG M-A | 3P M-A | FT M-A | Rebounds OR DR TOT | Fouls PF FD | TP | AS | TO | ST | Blocks BS BA | +/- |
|-------------------|---------|-----------|-----------|-----------|-----------------------|----------------|----|----|----|----|-----------------|---------|
| 14 Emma Imevbore | F 07:08 | 1-2 | 0-0 | 0-0 | 2 2 4 | 4 0 | 2 | 0 | 1 | 0 | 1 0 | -4 |
| 22 NJ Weems | F 14:32 | 0-1 | 0-1 | 2-3 | 0 1 1 | 3 1 | 2 | 0 | 4 | 0 | 0 0 | 1 |
| 3 Sabria Dean | G 37:53 | 3-11 | 3-6 | 2-2 | 3 4 7 | 3 3 | 11 | 1 | 5 | 3 | 0 2 | -10 |
| 11 Portia Adams | G 30:57 | 5-12 | 2-3 | 0-0 | 1 4 5 | 4 3 | 12 | 0 | 1 | 1 | 0 0 | -2 |
| 30 RT'Mari Taylor | G 35:49 | 4-12 | 1-2 | 0-0 | 0 1 1 | 1 2 | 9 | 5 | 3 | 2 | 0 3 | -11 |
| 2 Alyiah Craft | 15:21 | 1-3 | 0-1 | 0-0 | 0 1 1 | 2 0 | 2 | 0 | 2 | 0 | 0 0 | -6 |
| 41 Akasha Davis | 24:01 | 3-10 | 0-0 | 2-3 | 3 2 5 | 2 8 | 0 | 2 | 1 | 1 | 0 0 | -5 |
| 13 Taliah Hill | 08:51 | 1-2 | 0-0 | 2-2 | 1 1 2 | 4 1 | 4 | 0 | 0 | 0 | 0 1 | -4 |
| 33 Anaya Bernard | 25:28 | 0-2 | 0-0 | 0-0 | 1 6 7 | 3 1 | 0 | 0 | 0 | 2 | 0 1 | -14 |
| Team | | | | | 1 2 3 | | 0 | 2 | | | | |
| Totals | 18:55 | 6-13 | 8-10 | 12 | 24 | 36 | 26 | 13 | 50 | 6 | 20 9 | 2 9 -13 |

Technical Fouls:NONE

Dead Ball Rebounds: 1, 1

Arkansas - 63

Record: 11-0

| NO. Name | Min | FG M-A | 3P M-A | FT M-A | Rebounds OR DR TOT | Fouls PF FD | TP | AS | TO | ST | Blocks BS BA | +/- |
|------------------------|---------|-----------|-----------|-----------|-----------------------|----------------|----|----|----|----|-----------------|--------|
| 4 Erynn Barnum | F 33:51 | 2-4 | 0-1 | 1-4 | 3 5 8 | 2 5 | 5 | 3 | 5 | 1 | 2 0 | 15 |
| 0 Saylor Poffenbarger | G 37:37 | 7-13 | 2-5 | 1-3 | 2 10 12 | 3 4 | 17 | 3 | 5 | 2 | 3 2 | 19 |
| 2 Samara Spencer | G 33:45 | 5-10 | 1-3 | 6-16 | 0 0 0 | 4 11 | 17 | 4 | 5 | 0 | 0 0 | 7 |
| 24 Jersey Wolfenbarger | G 32:20 | 2-9 | 0-3 | 0-0 | 3 3 6 | 1 0 | 4 | 0 | 1 | 2 | 3 0 | 13 |
| 3 Chrissy Carr | G 35:42 | 4-9 | 4-9 | 6-8 | 1 1 2 | 2 4 | 18 | 0 | 1 | 0 | 0 0 | 13 |
| 11 Rylee Langerman | 18:13 | 0-2 | 0-2 | 0-0 | 1 5 6 | 0 2 | 0 | 0 | 1 | 1 | 1 0 | 8 |
| 30 Maryam Dauda | 06:09 | 1-1 | 0-0 | 0-0 | 0 0 0 | 1 0 | 2 | 0 | 2 | 2 | 0 0 | -2 |
| 55 Emrie Ellis | 02:23 | 0-0 | 0-0 | 0-0 | 0 0 0 | 0 0 | 0 | 0 | 0 | 0 | 0 0 | -6 |
| Team | | | | | 2 1 3 | | 0 | 0 | | | | |
| Totals | 21:48 | 7-23 | 14-31 | 12 | 25 | 37 | 13 | 26 | 63 | 10 | 20 8 | 9 2 13 |

Technical Fouls:NONE

Dead Ball Rebounds: 7, 1

| | LU | ARK |
|------------------|--------------------------|---------------------------|
| Biggest lead | 4 (2 nd 6:27) | 13 (4 th 0:13) |
| Best Scoring Run | 5 (2 nd 0:16) | 9 (3 rd 0:46) |
| Lead Changes | 0 | |
| Times Tied | 7 | |
| Time with Lead | 10:24 | 24:04 |

| Points from Turnovers | LU | ARK |
|-----------------------|----|-----|
| Paint | 20 | 26 |
| Second Chance | 10 | 8 |
| Fast Breaks | 4 | 11 |
| Bench | 14 | 2 |

| Period |
|--------|
|--------|

#SIDEBYSIDE



Official Basketball Box Score - Final
Arkansas at Creighton
12/17/22 D.J. Sokol Arena, Omaha, Neb.
2022-23 Women's Basketball

Game Time: 1:00 PM
Game Duration: 2:03
Attendance: 1,050

Officials: Tiara Cruise, Dee Kantner, Pualani Spurlock-Welsh

Arkansas - 83

Record: 13-0

| NO. Name | Min | FG M-A | 3P M-A | FT M-A | Rebounds OR DR TOT | Fouls PF FD | TP | AS | TO | ST | Blocks BS BA | +/- |
|------------------------|---------|-----------|-----------|-----------|-----------------------|----------------|----|----|----|----|-----------------|-----|
| 4 Erynn Barnum | F 29:35 | 5-9 | 0-0 | 5-7 | 1 1 2 | 2 4 | 15 | 4 | 0 | 2 | 2 0 | 8 |
| 0 Saylor Poffenbarger | G 37:44 | 6-16 | 2-7 | 2-3 | 4 7 11 | 3 2 | 16 | 3 | 6 | 2 | 0 1 | 5 |
| 2 Samara Spencer | G 36:38 | 10-17 | 5-7 | 1-4 | 0 4 4 | 3 4 | 26 | 4 | 1 | 0 | 0 2 | 13 |
| 34 Chrissy Carr | G 15:21 | 0-3 | 0-3 | 2-2 | 0 2 2 | 2 2 | 2 | 0 | 0 | 1 | 0 0 | 3 |
| 43 Makayla Daniels | G 30:00 | 3-7 | 2-3 | 6-8 | 1 1 2 | 4 6 | 14 | 3 | 3 | 0 | 0 0 | 1 |
| 11 Rylee Langerman | 25:26 | 2-3 | 2-3 | 0-0 | 1 4 5 | 1 0 | 6 | 0 | 0 | 0 | 0 0 | 2 |
| 24 Jersey Wolfenbarger | 14:51 | 0-1 | 0-1 | 0-0 | 1 2 3 | 1 0 | 0 | 0 | 0 | 0 | 0 0 | 8 |
| 30 Maryam Dauda | 10:25 | 1-2 | 1-2 | 1-2 | 0 1 1 | 1 1 | 4 | 1 | 3 | 0 | 0 0 | 0 |
| Team | | | | | 1 5 6 | 0 | 0 | 0 | 0 | 0 | 0 0 | |
| Totals | | 27-58 | 12-26 | 17-26 | 9 27 36 | 17 19 | 83 | 15 | 13 | 5 | 2 3 | 8 |

Technical Fouls: NONE

| Shooting By Period | | | |
|---------------------|-------|--------|--|
| 1 st FG% | 5-13 | 38.5% | |
| 3PT% | 2-7 | 28.6% | |
| FT% | 1-6 | 16.7% | |
| 2 nd FG% | 9-16 | 56.3% | |
| 3PT% | 4-6 | 66.7% | |
| FT% | 2-4 | 50% | |
| 3 rd FG% | 7-18 | 38.9% | |
| 3PT% | 4-11 | 36.4% | |
| FT% | 6-8 | 75% | |
| 4 th FG% | 6-11 | 54.5% | |
| 3PT% | 2-2 | 100.0% | |
| FT% | 8-8 | 100% | |
| GM FG% | 27-58 | 46.6% | |
| 3PT% | 12-26 | 46.2% | |
| FT% | 17-26 | 65.4% | |

Dead Ball Rebounds: 3, 0

Creighton - 75

Record: 8-2

| NO. Name | Min | FG M-A | 3P M-A | FT M-A | Rebounds OR DR TOT | Fouls PF FD | TP | AS | TO | ST | Blocks BS BA | +/- |
|---------------------|---------|-----------|-----------|-----------|-----------------------|----------------|----|----|----|----|-----------------|-----|
| 31 Emma Ronsiek | F 26:02 | 5-11 | 1-5 | 2-2 | 2 5 7 | 5 2 | 13 | 2 | 2 | 0 | 0 0 | -2 |
| 13 Rachael Saunders | G 15:51 | 2-2 | 0-0 | 0-0 | 1 2 3 | 4 0 | 4 | 2 | 1 | 2 | 0 0 | -6 |
| 15 Lauren Jensen | G 30:15 | 4-16 | 1-8 | 4-5 | 1 3 4 | 3 4 | 13 | 1 | 3 | 1 | 0 0 | -11 |
| 21 Molly Mogensen | G 31:27 | 1-9 | 1-8 | 1-2 | 0 4 4 | 2 2 | 4 | 1 | 3 | 1 | 0 0 | -13 |
| 30 Morgan Maly | G 28:43 | 5-13 | 2-8 | 12-12 | 5 4 9 | 1 6 | 24 | 3 | 3 | 0 | 0 0 | -9 |
| 14 Mallory Brake | 13:44 | 0-0 | 0-0 | 0-2 | 2 0 2 | 0 1 | 0 | 1 | 0 | 1 | 1 0 | 6 |
| 22 Carly Bachelor | 27:55 | 3-8 | 0-1 | 0-0 | 5 6 11 | 3 2 | 6 | 1 | 0 | 0 | 0 0 | -9 |
| 11 Kiani Lockett | 08:11 | 0-1 | 0-1 | 0-0 | 0 0 0 | 1 0 | 0 | 2 | 1 | 0 | 0 0 | 7 |
| 2 Kennedy Townsend | 06:11 | 0-1 | 0-1 | 0-0 | 0 0 0 | 0 0 | 0 | 1 | 0 | 0 | 0 0 | -6 |
| 12 Jayme Horan | 11:41 | 3-5 | 3-4 | 2-2 | 1 3 4 | 1 1 | 11 | 0 | 0 | 0 | 0 0 | 3 |
| Team | | | | | 1 1 2 | 0 | 0 | 1 | 0 | 0 | 0 0 | |
| Totals | | 23-66 | 8-35 | 21-25 | 18 28 46 | 20 17 | 75 | 14 | 14 | 5 | 3 2 | -8 |

Technical Fouls: Saunders 3rd 9:11

| Shooting By Period | | | |
|---------------------|-------|-------|--|
| 1 st FG% | 7-19 | 36.8% | |
| 3PT% | 3-13 | 23.1% | |
| FT% | 0-0 | 0% | |
| 2 nd FG% | 3-12 | 25.0% | |
| 3PT% | 3-7 | 42.9% | |
| FT% | 7-10 | 70% | |
| 3 rd FG% | 8-20 | 40.0% | |
| 3PT% | 2-10 | 20.0% | |
| FT% | 2-2 | 100% | |
| 4 th FG% | 5-15 | 33.3% | |
| 3PT% | 0-5 | 0.0% | |
| FT% | 12-13 | 92.3% | |
| GM FG% | 23-66 | 34.8% | |
| 3PT% | 8-35 | 22.9% | |
| FT% | 21-25 | 84.0% | |

Dead Ball Rebounds: 2, 0

| | ARK | CRE |
|------------------|---------------------------|--------------------------|
| Biggest lead | 11 (3 rd 2:35) | 6 (2 nd 7:00) |
| Best Scoring Run | 11 (3 rd 9:41) | 7 (3 rd 7:10) |
| Lead Changes | 4 | |
| Times Tied | 9 | |
| Time with Lead | 26:10 | 12:53 |

| Points from Turnovers | ARK | CRE |
|-----------------------|-----|-----|
| | 11 | 12 |
| Paint | 26 | 24 |
| Second Chance | 11 | 14 |
| Fast Breaks | 10 | 9 |
| Bench | 10 | 17 |

| Period by Period Scoring | 1st | 2nd | 3rd | 4th | TOT |
|--------------------------|-----|-----|-----|-----|-----|
| ARK | 13 | 24 | 24 | 22 | 83 |
| CRE | 17 | 16 | 20 | 22 | 75 |



Official Basketball Box Score - Final
Oregon at Arkansas
12/20/22 Pechanga Arena, San Diego
2022-23 Women's Basketball

Game Time: 1:00 PM
Game Duration: 1:46
Attendance: 321

Officials: Kim Hobbs, Sal Escho, Scott Osborn

Oregon - 85

Record: 10-1

| NO. Name | Min | FG M-A | 3P M-A | FT M-A | Rebounds OR DR TOT | Fouls PF FD | TP | AS | TO | ST | Blocks BS BA | +/- |
|---------------------|---------|-----------|-----------|-----------|-----------------------|----------------|----|----|----|----|-----------------|-----|
| 40 Grace VanSlooten | F 31:00 | 10-19 | 0-0 | 6-10 | 3 3 6 | 3 6 | 26 | 1 | 3 | 0 | 2 3 | 5 |
| 15 Philipina Kyei | C 25:30 | 3-6 | 0-0 | 0-2 | 5 9 14 | 1 2 | 6 | 1 | 1 | 0 | 1 1 | 0 |
| 2 Chance Gray | C 28:31 | 3-11 | 2-5 | 0-0 | 0 1 1 | 1 0 | 8 | 1 | 1 | 0 | 0 0 | 14 |
| 4 Endyia Rogers | G 33:47 | 6-13 | 1-3 | 7-10 | 0 3 3 | 2 9 | 20 | 6 | 1 | 2 | 1 0 | 12 |
| 12 Te-Hina Paopao | G 32:06 | 4-10 | 3-6 | 1-2 | 0 5 5 | 2 1 | 12 | 4 | 2 | 1 | 2 0 | 3 |
| 0 Tayla Hanson | 18:01 | 3-5 | 1-3 | 1-2 | 1 4 5 | 1 1 | 8 | 2 | 1 | 0 | 0 0 | -6 |
| 3 Ahise Hurst | 23:04 | 2-6 | 1-3 | 0-0 | 0 4 4 | 2 1 | 5 | 2 | 0 | 0 | 0 0 | 10 |
| 11 Taylor Hosendove | 08:01 | 0-0 | 0-0 | 0-0 | 2 3 5 | 2 0 | 0 | 0 | 1 | 0 | 0 0 | -3 |
| Team | | | | | 3 4 7 | 0 | 0 | 0 | 0 | 0 | 0 0 | |
| Totals | | 31-70 | 8-20 | 15-26 | 14 36 50 | 14 20 | 85 | 17 | 10 | 3 | 6 4 | 7 |

Technical Fouls: NONE

| Shooting By Period | | | |
|---------------------|-------|-------|--|
| 1 st FG% | 10-20 | 50.0% | |
| 3PT% | 2-5 | 40.0% | |
| FT% | 0-0 | 0% | |
| 2 nd FG% | 4-12 | 33.3% | |
| 3PT% | 0-3 | 0.0% | |
| FT% | 8-14 | 57.1% | |
| 3 rd FG% | 7-20 | 35.0% | |
| 3PT% | 1-3 | 33.3% | |
| FT% | 2-2 | 100% | |
| 4 th FG% | 10-18 | 55.6% | |
| 3PT% | 5-9 | 55.6% | |
| FT% | 5-10 | 50% | |
| GM FG% | 31-70 | 44.3% | |
| 3PT% | 8-20 | 40.0% | |
| FT% | 15-26 | 57.7% | |

Dead Ball Rebounds: 6, 0

Arkansas - 78

Record: 13-1

| NO. Name | Min | FG M-A | 3P M-A | FT M-A | Rebounds OR DR TOT | Fouls PF FD | TP | AS | TO | ST | Blocks BS BA | +/- |
|-----------------------|---------|-----------|-----------|-----------|-----------------------|----------------|----|----|----|----|-----------------|-----|
| 4 Erynn Barnum | F 27:14 | 8-17 | 3-4 | 3-4 | 5 4 9 | 4 2 | 22 | 0 | 0 | 0 | 1 1 | -8 |
| 0 Saylor Poffenbarger | G 34:09 | 2-9 | 1-6 | 0-0 | 1 10 11 | 3 0 | 5 | 3 | 2 | 1 | 1 0 | 0 |
| 2 Samara Spencer | G 38:40 | 6-18 | 2-6 | 6-8 | 0 7 7 | 5 7 | 20 | 2 | 1 | 0 | 0 3 | -6 |
| 34 Chrissy Carr | G 28:27 | 1-5 | 1-5 | 0-0 | 0 1 1 | 0 0 | 3 | 3 | 1 | 1 | 0 0 | 1 |
| 43 Makayla Daniels | G 33:47 | 6-17 | 3-8 | 0-0 | 1 2 3 | 3 15 | 1 | 1 | 1 | 0 | 0 1 | -13 |
| 11 Rylee Langerman | 24:58 | 2-4 | 2-2 | 1-2 | 4 3 7 | 2 2 | 7 | 0 | 3 | 0 | 0 0 | -10 |
| 30 Maryam Dauda | 11:49 | 3-7 | 0-0 | 0-0 | 1 0 1 | 3 0 | 6 | 1 | 0 | 0 | 2 0 | 0 |
| 55 Emrie Ellis | 00:56 | 0-0 | 0-0 | 0-0 | 0 1 1 | 0 0 | 0 | 0 | 0 | 0 | 0 0 | 1 |
| Team | | | | | 3 2 5 | 0 | 0 | 0 | 0 | 0 | 0 0 | |
| Totals | | 28-77 | 12-31 | 10-14 | 15 30 45 | 20 14 | 78 | 18 | 9 | 4 | 4 6 | -7 |

Technical Fouls: NONE

| Shooting By Period | | | |
|---------------------|-------|-------|--|
| 1 st FG% | 10-21 | 47.6% | |
| 3PT% | 4-5 | 80.0% | |
| FT% | 1-2 | 50% | |
| 2 nd FG% | 5-16 | 31.3% | |
| 3PT% | 1-9 | 11.1% | |
| FT% | 1-2 | 50% | |
| 3 rd FG% | 9-23 | 39.1% | |
| 3PT% | 4-23 | 17.4% | |
| FT% | 0-0 | 0% | |
| 4 th FG% | 4-17 | 23.5% | |
| 3PT% | 3-8 | 37.5% | |
| FT% | 3-10 | 30% | |
| GM FG% | 28-77 | 36.4% | |
| 3PT% | 12-31 | 38.7% | |
| FT% | 10-14 | 71.4% | |

Dead Ball Rebounds: 2, 0

| | ORG | ARK |
|------------------|--------------------------|--------------------------|
| Biggest lead | 7 (4 th 0:28) | 7 (2 nd 5:05) |
| Best Scoring Run | 9 (2 nd 0:56) | 6 (1 st 4:25) |
| Lead Changes | 7 | |
| Times Tied | 9 | |
| Time with Lead | 13:38 | 20:50 |

| Points from | ORG | ARK |
|---------------|-----|-----|
| Turnovers | 8 | 15 |
| Paint | 40 | 26 |
| Second Chance | 18 | 12 |
| Fast Breaks | 15 | 11 |
| Bench | 13 | 13 |

| Period by Period Scoring | 1st | 2nd | 3rd | 4th | TOT |
|--------------------------|-----|-----|-----|-----|-----|
| ORG | 22 | 16 | 17 | 30 | 85 |
| ARK | 25 | 12 | 22 | 19 | 78 |



Official Basketball Box Score - Final
South Fla. at Arkansas
12/21/22 Pechanga Arena, San Diego
2022 NCAA W San Diego Invitational

Game Time: 1:00 PM
Game Duration: 2:07
Attendance: 303

Officials: Doug Knight, Kim Hobbs, Scott Osborn

South Fla. - 66

Record: 11-4

| NO. Name | Min | FG M-A | 3P M-A | FT M-A | Rebounds OR DR TOT | Fouls PF FD | TP | AS | TO | ST | Blocks BS BA | +/- |
|---------------------------|---------|-----------|-----------|-----------|-----------------------|----------------|----|----|----|----|-----------------|-----|
| 32 Dulcy Fankam Mendiadeu | F 29:56 | 8-11 | 0-0 | 0-0 | 2 10 12 | 4 2 | 16 | 0 | 2 | 0 | 0 1 | 13 |
| 55 Carla Brito | F 15:32 | 2-5 | 1-1 | 3-4 | 0 3 3 | 0 3 | 8 | 1 | 1 | 0 | 1 0 | 6 |
| 3 Sammie Puits | G 44:02 | 2-11 | 1-7 | 0-0 | 2 3 5 | 0 2 | 5 | 2 | 3 | 0 | 0 0 | 1 |
| 5 Elena Tsineke | G 40:28 | 9-17 | 3-6 | 2-2 | 2 0 2 | 4 3 | 23 | 3 | 7 | 3 | 1 2 | 3 |
| 22 Aerial Wilson | G 22:13 | 1-1 | 1-1 | 0-2 | 0 3 3 | 5 1 | 3 | 5 | 2 | 0 | 1 0 | 9 |
| 12 Marina Asensio | 09:08 | 0-0 | 0-0 | 0-0 | 0 3 3 | 0 0 | 0 | 2 | 0 | 0 | 0 0 | 0 |
| 20 Daniela Gonzalez | 29:28 | 1-6 | 1-2 | 0-0 | 1 0 1 | 4 1 | 3 | 1 | 0 | 0 | 0 2 | -5 |
| 2 Priscilla Williams | 03:21 | 0-1 | 0-0 | 0-0 | 0 0 0 | 0 0 | 0 | 0 | 1 | 0 | 0 0 | -2 |
| 14 Emma Johansson | 13:45 | 1-2 | 0-1 | 0-0 | 0 3 3 | 1 1 | 2 | 1 | 1 | 1 | 1 0 | -10 |
| 1 Maria Alvarez | 15:16 | 1-4 | 1-3 | 3-3 | 1 1 2 | 3 1 | 6 | 0 | 2 | 0 | 0 0 | -7 |
| 0 Caitlin McGee | 01:19 | 0-0 | 0-0 | 0-0 | 0 1 1 | 1 0 | 0 | 0 | 0 | 0 | 1 0 | -2 |
| 10 Janelle Aamio | 00:32 | 0-0 | 0-0 | 0-0 | 0 0 0 | 0 0 | 0 | 0 | 0 | 0 | 0 0 | -1 |
| Team | | | | | 2 3 5 | 0 | 0 | 0 | 0 | 0 | 0 0 | |
| Totals | | 25-58 | 8-21 | 8-11 | 10 30 40 | 21 14 | 66 | 15 | 19 | 4 | 5 5 | 1 |

Technical Fouls: NONE

| Shooting By Period | | | |
|---------------------|-------|--------|--|
| 1 st FG% | 6-14 | 42.9% | |
| 3PT% | 1-1 | 100.0% | |
| FT% | 0-0 | 0% | |
| 2 nd FG% | 2-13 | 15.4% | |
| 3PT% | 1-6 | 16.7% | |
| FT% | 0-0 | 0% | |
| 3 rd FG% | 10-14 | 71.4% | |
| 3PT% | 4-7 | 57.1% | |
| FT% | 3-6 | 50% | |
| 4 th FG% | 6-13 | 46.2% | |
| 3PT% | 2-5 | 40.0% | |
| FT% | 3-3 | 100% | |
| -OT FG% | 1-4 | 25.0% | |
| 3PT% | 0-2 | 0.0% | |
| FT% | 2-2 | 100% | |
| GM FG% | 25-58 | 43.1% | |
| 3PT% | 8-21 | 38.1% | |
| FT% | 8-11 | 72.7% | |

Dead Ball Rebounds: 2, 0

Arkansas - 65

Record: 13-2

| NO. Name | Min | FG M-A | 3P M-A |
|----------|-----|-----------|-----------|
|----------|-----|-----------|-----------|



Official Basketball Box Score - Final
Arkansas at Kentucky
01/01/23 Memorial Coliseum, Lexington
2022-23 Women's Basketball

Game Time: 2:00 PM
Game Duration: 1:52
Attendance: 3,284

Officials: Gina Cross, Karen Preato, Frank Statoro

Arkansas - 71 Record: 14-3 (1-1)

| NO. | Name | Min | FG M-A | 3P M-A | FT M-A | Rebounds OR DR TOT | Fouls PF FD | TP | AS | TO | ST | Blocks BS BA | +/- |
|--------|---------------------|---------|-----------|-----------|-----------|-----------------------|----------------|----|-----|----|-----|-----------------|-----|
| 4 | Erynn Barnum | F 29:17 | 7-11 | 0-0 | 3-4 | 4 4 8 | 2 4 | 17 | 7 | 3 | 0 | 3 1 | 20 |
| 0 | Saylor Poffenbarger | G 33:57 | 8-17 | 0-3 | 1-1 | 2 5 7 | 2 4 | 17 | 3 | 6 | 0 | 2 0 | 15 |
| 2 | Samara Spencer | G 33:22 | 1-8 | 1-4 | 3-4 | 0 2 2 | 2 3 | 6 | 5 | 1 | 2 | 0 1 | 22 |
| 34 | Chrissy Carr | G 24:55 | 3-10 | 2-8 | 0-0 | 0 4 4 | 2 3 | 8 | 1 | 3 | 1 | 0 0 | 18 |
| 43 | Makayla Daniels | G 26:22 | 3-8 | 3-7 | 2-2 | 1 1 2 | 4 2 | 11 | 4 | 2 | 0 | 0 1 | 15 |
| 11 | Rylee Langerman | G 22:54 | 2-4 | 2-3 | 0-0 | 2 5 7 | 0 0 | 6 | 1 | 1 | 1 | 0 0 | 23 |
| 24 | Jersey Wolfenbarger | 14:55 | 2-5 | 0-0 | 0-0 | 0 3 3 | 2 2 | 4 | 0 | 2 | 0 | 0 1 | -2 |
| 30 | Maryam Dauda | 10:43 | 1-1 | 0-0 | 0-0 | 1 2 3 | 1 0 | 2 | 1 | 0 | 0 | 2 0 | 1 |
| 55 | Emrie Ellis | 02:55 | 0-0 | 0-0 | 0-0 | 0 1 1 | 0 0 | 0 | 0 | 0 | 0 | 0 0 | -5 |
| 22 | Avery Hughes | 00:40 | 0-0 | 0-0 | 0-0 | 0 0 0 | 0 0 | 0 | 0 | 1 | 0 | 0 0 | -2 |
| Team | | | 2 2 4 | | 0 0 | | 0 0 | | 0 0 | | 0 0 | | |
| Totals | | | 27-64 | 8-25 | 9-11 | 12 29 41 | 15 18 | 71 | 22 | 19 | 4 | 7 4 | 21 |

Technical Fouls: NONE

| Shooting By Period | | | |
|---------------------|-------|-------|--|
| 1 st FG% | 7-16 | 43.8% | |
| 3PT% | 1-7 | 14.3% | |
| FT% | 1-1 | 100% | |
| 2 nd FG% | 8-21 | 38.1% | |
| 3PT% | 2-9 | 22.2% | |
| FT% | 0-0 | 0% | |
| 3 rd FG% | 7-17 | 41.2% | |
| 3PT% | 4-6 | 66.7% | |
| FT% | 1-2 | 50% | |
| 4 th FG% | 5-10 | 50.0% | |
| 3PT% | 1-3 | 33.3% | |
| FT% | 7-8 | 87.5% | |
| GM FG% | 27-64 | 42.2% | |
| 3PT% | 8-25 | 32.0% | |
| FT% | 9-11 | 81.8% | |

Dead Ball Rebounds: 4, 0

Kentucky - 50 Record: 8-6 (0-2)

| NO. | Name | Min | FG M-A | 3P M-A | FT M-A | Rebounds OR DR TOT | Fouls PF FD | TP | AS | TO | ST | Blocks BS BA | +/- |
|--------|-------------------|---------|-----------|-----------|-----------|-----------------------|----------------|----|-----|----|-----|-----------------|-----|
| 21 | Niyah Leveretter | F 18:52 | 1-4 | 0-0 | 3-6 | 6 3 9 | 2 3 | 5 | 0 | 3 | 1 | 1 0 | -7 |
| 5 | Blair Green | G 33:00 | 5-19 | 2-6 | 2-2 | 1 1 2 | 3 1 | 14 | 1 | 3 | 2 | 0 1 | -13 |
| 11 | Jada Walker | G 33:17 | 6-14 | 0-1 | 1-2 | 1 0 1 | 2 2 | 13 | 2 | 4 | 2 | 0 0 | -10 |
| 22 | Maddie Scherr | G 37:51 | 1-11 | 0-5 | 6-7 | 4 6 10 | 2 4 | 8 | 3 | 5 | 0 | 0 1 | -15 |
| 24 | Emma King | G 17:41 | 1-3 | 0-1 | 0-0 | 0 1 1 | 1 0 | 2 | 0 | 0 | 1 | 2 0 | -12 |
| 13 | Ajae Petty | 14:21 | 2-7 | 0-0 | 0-0 | 3 5 8 | 0 2 | 4 | 0 | 3 | 2 | 0 1 | -22 |
| 25 | Adebola Adeyeye | 13:47 | 0-1 | 0-0 | 0-0 | 2 1 3 | 4 0 | 0 | 0 | 2 | 0 | 0 0 | -9 |
| 4 | Kenny Russell | 13:10 | 0-1 | 0-0 | 0-0 | 0 3 3 | 1 1 | 0 | 1 | 3 | 0 | 0 0 | -19 |
| 3 | Kennedy Cambridge | 05:01 | 0-0 | 0-0 | 0-0 | 0 0 0 | 1 0 | 0 | 0 | 0 | 1 | 0 0 | -4 |
| 20 | Amiya Jenkins | 13:00 | 1-5 | 0-1 | 2-2 | 1 1 2 | 2 2 | 4 | 1 | 0 | 0 | 0 0 | -3 |
| Team | | | 1 1 2 | | 0 0 | | 0 0 | | 0 0 | | 0 0 | | |
| Totals | | | 17-65 | 2-14 | 14-19 | 19 22 41 | 18 15 | 50 | 8 | 23 | 14 | 4 7 | -21 |

Technical Fouls: NONE

| Shooting By Period | | | |
|---------------------|-------|-------|--|
| 1 st FG% | 3-12 | 25.0% | |
| 3PT% | 0-2 | 0.0% | |
| FT% | 2-3 | 66.7% | |
| 2 nd FG% | 5-17 | 29.4% | |
| 3PT% | 1-3 | 33.3% | |
| FT% | 0-0 | 0% | |
| 3 rd FG% | 4-14 | 28.6% | |
| 3PT% | 0-4 | 0.0% | |
| FT% | 1-2 | 50% | |
| 4 th FG% | 5-22 | 22.7% | |
| 3PT% | 1-5 | 20.0% | |
| FT% | 11-14 | 78.6% | |
| GM FG% | 17-65 | 26.2% | |
| 3PT% | 2-14 | 14.3% | |
| FT% | 14-19 | 73.7% | |

Dead Ball Rebounds: 5, 1

| | AR | UK |
|------------------|---------------------------|--------------------------|
| Biggest lead | 27 (3 rd 2:45) | 2 (1 st 5:33) |
| Best Scoring Run | 16 (2 nd 7:03) | 9 (3 rd 9:16) |
| Lead Changes | 2 | |
| Times Tied | 4 | |
| Time with Lead | 36:09 | 00:35 |

| Points from | AR | UK |
|---------------|----|----|
| Turnovers | 33 | 10 |
| Paint | 34 | 28 |
| Second Chance | 9 | 9 |
| Fast Breaks | 4 | 10 |
| Bench | 12 | 8 |

| Period by Period Scoring | 1st | 2nd | 3rd | 4th | TOT |
|--------------------------|-----|-----|-----|-----|-----|
| AR | 16 | 18 | 19 | 18 | 71 |
| UK | 8 | 11 | 9 | 22 | 50 |



Official Basketball Box Score - Final
Florida at Arkansas
01/05/23 Bud Walton Arena, Fayetteville
2022-23 Women's Basketball

Game Time: 7:00 PM
Game Duration: 2:05
Attendance: 4,524

Officials: Roy Gubeyan, Ashlee Goode, Brian Garland

Florida - 74 Record: 12-4 (1-2)

| NO. | Name | Min | FG M-A | 3P M-A | FT M-A | Rebounds OR DR TOT | Fouls PF FD | TP | AS | TO | ST | Blocks BS BA | +/- |
|--------|----------------|---------|-----------|-----------|-----------|-----------------------|----------------|----|-----|----|-----|-----------------|-----|
| 25 | Faith Dut | F 11:28 | 0-2 | 0-1 | 1-2 | 0 4 4 | 5 1 | 1 | 0 | 1 | 0 | 1 0 | -5 |
| 24 | Ra Shaya Kyle | C 22:40 | 6-11 | 0-0 | 5-6 | 2 3 5 | 2 4 | 17 | 0 | 1 | 0 | 0 1 | -11 |
| 3 | Kirsten Deans | G 27:56 | 4-14 | 1-7 | 9-11 | 0 3 3 | 3 6 | 18 | 1 | 0 | 1 | 0 0 | -11 |
| 5 | Alberte Rimdal | G 25:37 | 4-10 | 1-2 | 0-0 | 3 1 4 | 5 0 | 9 | 3 | 2 | 1 | 0 0 | -18 |
| 15 | Nina Rickards | G 24:20 | 1-7 | 0-2 | 4-4 | 1 0 1 | 4 3 | 6 | 0 | 4 | 2 | 0 1 | -19 |
| 1 | Myka Perry | 26:18 | 6-11 | 2-4 | 3-5 | 0 3 3 | 1 3 | 17 | 1 | 1 | 0 | 0 0 | -23 |
| 2 | Talyana Wyche | 16:42 | 1-3 | 0-0 | 2-2 | 0 1 1 | 3 3 | 4 | 0 | 0 | 0 | 1 0 | -17 |
| 00 | Talyah Wyche | 15:12 | 0-3 | 0-0 | 0-0 | 3 2 5 | 2 0 | 0 | 1 | 1 | 1 | 0 1 | -8 |
| 20 | Jeriah Warren | 21:58 | 0-2 | 2-2 | 1 4 5 | 0 1 | 2 | 1 | 0 | 1 | 0 | 0 0 | -15 |
| 22 | Paige Clausen | 07:49 | 0-1 | 0-0 | 0-0 | 0 1 1 | 2 0 | 0 | 0 | 0 | 0 | 0 0 | -13 |
| Team | | | 0 1 1 | | 0 0 | | 0 0 | | 0 0 | | 0 0 | | |
| Totals | | | 22-64 | 4-18 | 26-32 | 10 23 33 | 27 21 | 74 | 7 | 10 | 6 | 2 3 | 28 |

Technical Fouls: Rickards 3rd 6:30

| Shooting By Period | | | |
|---------------------|-------|-------|--|
| 1 st FG% | 7-16 | 43.8% | |
| 3PT% | 2-3 | 66.7% | |
| FT% | 3-4 | 75% | |
| 2 nd FG% | 2-16 | 12.5% | |
| 3PT% | 1-5 | 20.0% | |
| FT% | 3-4 | 75% | |
| 3 rd FG% | 7-17 | 41.2% | |
| 3PT% | 0-5 | 0.0% | |
| FT% | 14-16 | 87.5% | |
| 4 th FG% | 6-15 | 40.0% | |
| 3PT% | 1-5 | 20.0% | |
| FT% | 6-8 | 75% | |
| GM FG% | 22-64 | 34.4% | |
| 3PT% | 4-18 | 22.2% | |
| FT% | 26-32 | 81.3% | |

Dead Ball Rebounds: 4, 1

Arkansas - 102 Record: 15-3 (2-1)

| NO. | Name | Min | FG M-A | 3P M-A | FT M-A | Rebounds OR DR TOT | Fouls PF FD | TP | AS | TO | ST | Blocks BS BA | +/- |
|--------|---------------------|---------|-----------|-----------|-----------|-----------------------|----------------|-----|-----|----|-----|-----------------|-----|
| 4 | Erynn Barnum | F 24:35 | 5-8 | 1-1 | 4-8 | 2 6 8 | 4 5 | 15 | 6 | 1 | 1 | 1 1 | 16 |
| 0 | Saylor Poffenbarger | G 17:42 | 6-8 | 1-2 | 3-3 | 1 7 8 | 3 2 | 16 | 2 | 2 | 0 | 1 0 | 4 |
| 2 | Samara Spencer | G 34:19 | 6-11 | 3-5 | 1-1 | 0 4 4 | 2 2 | 16 | 6 | 4 | 0 | 0 0 | 27 |
| 34 | Chrissy Carr | G 31:18 | 6-15 | 2-7 | 2-2 | 1 0 1 | 2 1 | 16 | 1 | 1 | 0 | 0 1 | 23 |
| 43 | Makayla Daniels | G 30:20 | 3-10 | 3-10 | 7-8 | 0 1 1 | 2 8 | 16 | 2 | 1 | 0 | 0 0 | 21 |
| 11 | Rylee Langerman | 18:46 | 2-4 | 1-2 | 3-5 | 1 2 3 | 3 3 | 8 | 2 | 1 | 2 | 0 0 | 17 |
| 24 | Jersey Wolfenbarger | 17:47 | 3-5 | 0-1 | 2-2 | 1 6 7 | 3 2 | 8 | 1 | 1 | 1 | 0 0 | 9 |
| 30 | Maryam Dauda | 15:20 | 0-3 | 0-1 | 0-0 | 0 1 1 | 2 0 | 0 | 3 | 0 | 0 | 0 0 | 11 |
| 55 | Emrie Ellis | 03:42 | 1-1 | 1-1 | 2-2 | 0 1 1 | 0 1 | 5 | 0 | 0 | 0 | 0 0 | 6 |
| 22 | Avery Hughes | 02:43 | 0-0 | 0-0 | 2-4 | 0 0 0 | 0 2 | 2 | 0 | 0 | 0 | 0 0 | 2 |
| 20 | Karley Johnson | 01:50 | 0-0 | 0-0 | 0-0 | 0 0 0 | 1 0 | 0 | 0 | 0 | 0 | 0 0 | 3 |
| 21 | Loren Lindsey | 01:38 | 0-0 | 0-0 | 0-0 | 0 0 0 | 0 0 | 0 | 0 | 0 | 0 | 0 0 | 1 |
| Team | | | 5 3 8 | | 0 0 | | 0 0 | | 0 0 | | 0 0 | | |
| Totals | | | 32-65 | 12-30 | 26-35 | 11 31 42 | 22 26 | 102 | 23 | 11 | 4 | 3 2 | 28 |

Technical Fouls: Barnum 3rd 6:30

| Shooting By Period | | | |
|---------------------|-------|-------|--|
| 1 st FG% | 8-19 | 42.1% | |
| 3PT% | 3-10 | 30.0% | |
| FT% | 5-7 | 71.4% | |
| 2 nd FG% | 9-14 | 64.3% | |
| 3PT% | 2-3 | 66.7% | |
| FT% | 4-6 | 66.7% | |
| 3 rd FG% | 6-16 | 37.5% | |
| 3PT% | 4-10 | 40.0% | |
| FT% | 8-11 | 72.7% | |
| 4 th FG% | 9-16 | 56.3% | |
| 3PT% | 3-7 | 42.9% | |
| FT% | 9-11 | 81.8% | |
| GM FG% | 32-65 | 49.2% | |
| 3PT% | 12-30 | 40.0% | |
| FT% | 26-35 | 74.3% | |

Dead Ball Rebounds: 7, 3

| | UF | ARK |
|------------------|--------------------------|---------------------------|
| Biggest lead | 2 (1 st 9:43) | 29 (4 th 0:59) |
| Best Scoring Run | 5 (3 rd 7:22) | 11 (2 nd 7:30) |
| Lead Changes | 7 | |
| Times Tied | 5 | |
| Time with Lead | 01:29 | 35:50 |

| Points from | UF | ARK |
|---------------|----|-----|
| Turnovers | 10 | 12 |
| Paint | 28 | 34 |
| Second Chance | 16 | 16 |
| Fast Breaks | 9 | 12 |
| Bench | 23 | 23 |

| Period by Period Scoring | 1st | 2nd | 3rd | 4th | TOT |
|--------------------------|-----|-----|-----|-----|-----|
| UF | 19 | 8 | 28 | 19 | 74 |
| ARK | 24 | 24 | 30 | 10 | 82 |



Official Basketball Box Score - Final
Arkansas at Missouri
01/08/23 Mizzou Arena, Columbia
2022-23 Women's Basketball



















Game Time: 2:00 PM
Game Duration: 1:51
Attendance: 4,260

Officials: Pulani Spurlock-Welsh, Carla Fountain, Timothy Greene

Arkansas - 77 Record: 16-3 (3-1)

| NO. | Name | Min | FG M-A | 3P M-A | FT M-A | Rebounds OR DR TOT | Fouls PF FD | TP | AS | TO | ST | Blocks BS BA | +/- |
|--------|---------------------|---------|-----------|-----------|-----------|-----------------------|----------------|----|----|----|----|-----------------|-----|
| 4 | Erynn Barnum | F 36:41 | 9-13 | 0-1 | 3-7 | 4 7 11 | 1 5 | 21 | 2 | 2 | 1 | 1 0 | 24 |
| 0 | Saylor Poffenbarger | G 35:36 | 8-16 | 2-7 | 6-7 | 1 5 6 | 1 5 | 24 | 1 | 2 | 0 | 1 0 | 23 |
| 2 | Samara Spencer | G 34:29 | 1-5 | 0-4 | 0-0 | 0 9 9 | 1 0 | 2 | 6 | 0 | 2 | 0 0 | 17 |
| 34 | Chrissy Carr | G 27:25 | 5-10 | 4-6 | 2-2 | 0 4 4 | 2 3 | 16 | 1 | 0 | 0 | 0 0 | 26 |
| 43 | Makayla Daniels | G 32:35 | 4-11 | 1-3 | 0-0 | 3 2 5 | 4 3 | 9 | 2 | 4 | 0 | 0 2 | 20 |
| 11 | Rylee Langerman | F 17:08 | 1-3 | 1-2 | 0-0 | 2 2 4 | 2 0 | 3 | 0 | 0 | 2 | 0 0 | 1 |
| 20 | Jessey Wollenbarger | 12:47 | 1-3 | 0-1 | 0-0 | 1 2 3 | 0 | 2 | 0 | 0 | 0 | 1 0 | 1 |
| 34 | Maryam Dauda | 03:19 | 0-1 | 0-0 | 0-0 | 1 0 1 | 1 1 | 0 | 0 | 2 | 0 | 0 0 | -2 |
| Team | | | | | | 0 2 2 | 0 | 0 | 0 | 0 | | | |
| Totals | | | 29-62 | 8-24 | 11-16 | 12 33 45 | 12 17 77 | 12 | 10 | 5 | 3 | 2 22 | |

TV/RADIO CHART

| 0 |  | <div><div>Saylor Poffenbarger</div><div>R-Fr. G TR 6-2 Middletown, Md. UConn Major: Recreation & Sport Management</div></div> | <table><tr><th></th><th>GP-GS</th><th>PPG</th><th>RPG</th><th>APG</th><th>MPG</th></tr><tr><td>Season</td><td>19-19</td><td>9.8</td><td>7.9</td><td>2.7</td><td>31.2</td></tr><tr><td>Career</td><td>31-19</td><td>6.2</td><td>5.0</td><td>1.6</td><td>20.2</td></tr></table> | | GP-GS | PPG | RPG | APG | MPG | Season | 19-19 | 9.8 | 7.9 | 2.7 | 31.2 | Career | 31-19 | 6.2 | 5.0 | 1.6 | 20.2 | <ul style="list-style-type: none">Coming off career-high 24 points and six rebounds at MissouriHas registered 10+ rebounds on five different occasionsFour-time SEC Freshman of the Week, which is most in leagueA versatile player who can be put in positions one through fiveTransferred to Arkansas in the winter of 2022 from UConnNo. 2 in defensive rebounds/gm (6.9) and 5 in rebounds in SECWon gold at the 2019 FIBA Americas U16 Championship |
|--------|---|---|---|---|-------|-----|-----|-----|-----|--------|-------|------|-----|-----|------|--------|---------|------|-----|-----|------|---|
| | GP-GS | PPG | RPG | APG | MPG | | | | | | | | | | | | | | | | | |
| Season | 19-19 | 9.8 | 7.9 | 2.7 | 31.2 | | | | | | | | | | | | | | | | | |
| Career | 31-19 | 6.2 | 5.0 | 1.6 | 20.2 | | | | | | | | | | | | | | | | | |
| 2 |  | <div><div>Samara Spencer</div><div>So. G 1L 5-7 Fort Lauderdale, Fla. St. Thomas Aquinas Major: Recreation & Sport Management</div></div> | <table><tr><th></th><th>GP-GS</th><th>PPG</th><th>RPG</th><th>APG</th><th>MPG</th></tr><tr><td>Season</td><td>19-19</td><td>15.0</td><td>4.4</td><td>4.6</td><td>33.2</td></tr><tr><td>Career</td><td>50-46</td><td>13.3</td><td>3.9</td><td>3.7</td><td>31.2</td></tr></table> | | GP-GS | PPG | RPG | APG | MPG | Season | 19-19 | 15.0 | 4.4 | 4.6 | 33.2 | Career | 50-46 | 13.3 | 3.9 | 3.7 | 31.2 | <ul style="list-style-type: none">Registered career-high nine rebounds and six assists at MissouriLogged career-high 32 points w/ 6 3-pointers on her b-day vs. ORUNo. 2 in FT attempts (112), 5 in assists/gm and 11 in scoring in the SEC, and No. 11 in FT attempts in the NCAANamed SEC Freshman of the Year, first for Arkansas since 2009Won SEC Freshman of the Week four times last seasonLed St. Thomas to state title as a senior |
| | GP-GS | PPG | RPG | APG | MPG | | | | | | | | | | | | | | | | | |
| Season | 19-19 | 15.0 | 4.4 | 4.6 | 33.2 | | | | | | | | | | | | | | | | | |
| Career | 50-46 | 13.3 | 3.9 | 3.7 | 31.2 | | | | | | | | | | | | | | | | | |
| 4 |  | <div><div>Erynn Barnum</div><div>R-Sr. F 3L 6-2 Little Rock, Ark. Little Rock Central Major: Recreation & Sport Management</div></div> | <table><tr><th></th><th>GP-GS</th><th>PPG</th><th>RPG</th><th>APG</th><th>MPG</th></tr><tr><td>Season</td><td>19-19</td><td>15.6</td><td>6.8</td><td>2.1</td><td>26.2</td></tr><tr><td>Career</td><td>96-29</td><td>8.5</td><td>4.9</td><td>0.8</td><td>17.1</td></tr></table> | | GP-GS | PPG | RPG | APG | MPG | Season | 19-19 | 15.6 | 6.8 | 2.1 | 26.2 | Career | 96-29 | 8.5 | 4.9 | 0.8 | 17.1 | <ul style="list-style-type: none">Coming off second double-double of the season with 21 points and 11 rebounds at MissouriHas had two perfect shooting days, including 8-of-8 vs. A-StateHad career-high 27 points w/ 8 boards vs. TulsaKatrina McClain Preseason Watch List choiceLeading SEC in FG percentage (.627), as well as 7 in scoring and 11 in rebounding, as well as No. 12 nationally in FG percentage |
| | GP-GS | PPG | RPG | APG | MPG | | | | | | | | | | | | | | | | | |
| Season | 19-19 | 15.6 | 6.8 | 2.1 | 26.2 | | | | | | | | | | | | | | | | | |
| Career | 96-29 | 8.5 | 4.9 | 0.8 | 17.1 | | | | | | | | | | | | | | | | | |
| 11 |  | <div><div>Rylee Langerman</div><div>Jr. G 2L 5-9 Norman, Okla. Christian Heritage Major: Biology</div></div> | <table><tr><th></th><th>GP-GS</th><th>PPG</th><th>RPG</th><th>APG</th><th>MPG</th></tr><tr><td>Season</td><td>19-0</td><td>4.0</td><td>3.9</td><td>0.7</td><td>19.4</td></tr><tr><td>Career</td><td>64-7</td><td>3.0</td><td>3.3</td><td>0.8</td><td>16.8</td></tr></table> | | GP-GS | PPG | RPG | APG | MPG | Season | 19-0 | 4.0 | 3.9 | 0.7 | 19.4 | Career | 64-7 | 3.0 | 3.3 | 0.8 | 16.8 | <ul style="list-style-type: none">Coming off a 3-pointer, four boards and two steals at MissouriLogged 10 points, five rebounds and four steals vs. TulsaFinding her shot with 13 3-pointers this seasonHas been involved in several tie ups that have been big in gamesAppeared in all 32 games last seasonDominated vs. Mizzou for career-high 17 points (5-for-6 from 3-point)Averaged 3.2 points and 3.7 rebounds per game last season |
| | GP-GS | PPG | RPG | APG | MPG | | | | | | | | | | | | | | | | | |
| Season | 19-0 | 4.0 | 3.9 | 0.7 | 19.4 | | | | | | | | | | | | | | | | | |
| Career | 64-7 | 3.0 | 3.3 | 0.8 | 16.8 | | | | | | | | | | | | | | | | | |
| 13 |  | <div><div>Sasha Goforth</div><div>R-So. G 1L 6-1 Fayetteville, Ark. Oregon State Major: Human Development and Family Sciences</div></div> | <table><tr><th></th><th>GP-GS</th><th>PPG</th><th>RPG</th><th>APG</th><th>MPG</th></tr><tr><td>Season</td><td>N/A</td><td>N/A</td><td>N/A</td><td>N/A</td><td>N/A</td></tr><tr><td>Career</td><td>52-52</td><td>11.5</td><td>4.3</td><td>1.5</td><td>29.5</td></tr></table> | | GP-GS | PPG | RPG | APG | MPG | Season | N/A | N/A | N/A | N/A | N/A | Career | 52-52 | 11.5 | 4.3 | 1.5 | 29.5 | <ul style="list-style-type: none">Won't see the floor this season, as she will be redshirtingHad a 4.0 with 18 credit hours during the fall semesterOnly Hog to start all 32 games last seasonOne of four players who averaged double digits in scoring, logging 11.5 points and 4.8 boards per game last seasonLed the team with 66 blocks, third most in program historyHighly recruited player out of Fayetteville HS, No. 7 nationally |
| | GP-GS | PPG | RPG | APG | MPG | | | | | | | | | | | | | | | | | |
| Season | N/A | N/A | N/A | N/A | N/A | | | | | | | | | | | | | | | | | |
| Career | 52-52 | 11.5 | 4.3 | 1.5 | 29.5 | | | | | | | | | | | | | | | | | |
| 15 |  | <div><div>Ashlyn Sage</div><div>R-Fr. G 1L 6-2 Weatherford, Okla. Weatherford Major: Psychology</div></div> | <table><tr><th></th><th>GP-GS</th><th>PPG</th><th>RPG</th><th>APG</th><th>MPG</th></tr><tr><td>Season</td><td>N/A</td><td>N/A</td><td>N/A</td><td>N/A</td><td>N/A</td></tr><tr><td>Career</td><td>15-0</td><td>1.2</td><td>0.8</td><td>0.1</td><td>5.2</td></tr></table> | | GP-GS | PPG | RPG | APG | MPG | Season | N/A | N/A | N/A | N/A | N/A | Career | 15-0 | 1.2 | 0.8 | 0.1 | 5.2 | <ul style="list-style-type: none">Won't play in 2022-23Started out collegiate career with a bang, going 2-of-2 from beyond the arc for six points vs. Tarleton StatePlayed 15 games off the bench, seven of those SEC gamesNo. 84 overall recruit in Premier Basketball's 2021 rankings |
| | GP-GS | PPG | RPG | APG | MPG | | | | | | | | | | | | | | | | | |
| Season | N/A | N/A | N/A | N/A | N/A | | | | | | | | | | | | | | | | | |
| Career | 15-0 | 1.2 | 0.8 | 0.1 | 5.2 | | | | | | | | | | | | | | | | | |
| 20 |  | <div><div>Karley Johnson</div><div>Fr. G FR 5-9 Mustang, Okla. Mustang Major: Undecided</div></div> | <table><tr><th></th><th>GP-GS</th><th>PPG</th><th>RPG</th><th>APG</th><th>MPG</th></tr><tr><td>Season</td><td>7-0</td><td>0.1</td><td>0.3</td><td>0.1</td><td>3.2</td></tr><tr><td>Career</td><td>7-0</td><td>0.1</td><td>0.3</td><td>0.1</td><td>3.2</td></tr></table> | | GP-GS | PPG | RPG | APG | MPG | Season | 7-0 | 0.1 | 0.3 | 0.1 | 3.2 | Career | 7-0 | 0.1 | 0.3 | 0.1 | 3.2 | <ul style="list-style-type: none">Only signee in fall classScored first collegiate point off FT at Little RockMade collegiate debut vs. UCA and has appeared in seven gamesTabbed a 2022 McDonald's All-American nomineeAs a senior at Mustang HS, averaged 12.3 points, 4.3 rebounds and 3.1 assists per game |
| | GP-GS | PPG | RPG | APG | MPG | | | | | | | | | | | | | | | | | |
| Season | 7-0 | 0.1 | 0.3 | 0.1 | 3.2 | | | | | | | | | | | | | | | | | |
| Career | 7-0 | 0.1 | 0.3 | 0.1 | 3.2 | | | | | | | | | | | | | | | | | |
| 21 |  | <div><div>Loren Lindsey</div><div>Fr. G FR 5-11 Fayetteville, Ark. Fayetteville Major: Finance</div></div> | <table><tr><th></th><th>GP-GS</th><th>PPG</th><th>RPG</th><th>APG</th><th>MPG</th></tr><tr><td>Season</td><td>6-0</td><td>0.0</td><td>0.0</td><td>0.0</td><td>2.1</td></tr><tr><td>Career</td><td>6-0</td><td>0.0</td><td>0.0</td><td>0.0</td><td>2.1</td></tr></table> | | GP-GS | PPG | RPG | APG | MPG | Season | 6-0 | 0.0 | 0.0 | 0.0 | 2.1 | Career | 6-0 | 0.0 | 0.0 | 0.0 | 2.1 | <ul style="list-style-type: none">Local standout player out of Fayetteville HSMade collegiate debut versus UCA and has played in six gamesTabbed to the All-Conference 6A West All-Defensive TeamNamed Northwest Arkansas Democrat Gazette Player of the WeekLed team to state semifinals in 2020 with 55-53 win, and the championship game was not played due to Covid-19 |
| | GP-GS | PPG | RPG | APG | MPG | | | | | | | | | | | | | | | | | |
| Season | 6-0 | 0.0 | 0.0 | 0.0 | 2.1 | | | | | | | | | | | | | | | | | |
| Career | 6-0 | 0.0 | 0.0 | 0.0 | 2.1 | | | | | | | | | | | | | | | | | |
| 22 |  | <div><div>Avery Hughes</div><div>Sr. G 3L 5-7 Bentonville, Ark. Bentonville Major: Nursing</div></div> | <table><tr><th></th><th>GP-GS</th><th>PPG</th><th>RPG</th><th>APG</th><th>MPG</th></tr><tr><td>Season</td><td>8-0</td><td>1.1</td><td>0.0</td><td>0.1</td><td>2.8</td></tr><tr><td>Career</td><td>43-0</td><td>1.0</td><td>0.1</td><td>0.2</td><td>3.6</td></tr></table> | | GP-GS | PPG | RPG | APG | MPG | Season | 8-0 | 1.1 | 0.0 | 0.1 | 2.8 | Career | 43-0 | 1.0 | 0.1 | 0.2 | 3.6 | <ul style="list-style-type: none">Scored in her fourth game this year with two points against FloridaLogged season-high four points in three minutes against TroyFormer walk-on, earned a scholarship prior to 2021-22 seasonExpect more minutes played by Hughes this seasonHas appeared in seven games this seasonBentonville HS's second leading scorer |
| | GP-GS | PPG | RPG | APG | MPG | | | | | | | | | | | | | | | | | |
| Season | 8-0 | 1.1 | 0.0 | 0.1 | 2.8 | | | | | | | | | | | | | | | | | |
| Career | 43-0 | 1.0 | 0.1 | 0.2 | 3.6 | | | | | | | | | | | | | | | | | |
| 24 |  | <div><div>Jersey Wolfenbarger</div><div>So. F 1L 6-5 Fort Smith, Ark. Northside Major: Psychology</div></div> | <table><tr><th></th><th>GP-GS</th><th>PPG</th><th>RPG</th><th>APG</th><th>MPG</th></tr><tr><td>Season</td><td>17-3</td><td>4.8</td><td>4.6</td><td>0.2</td><td>19.1</td></tr><tr><td>Career</td><td>47-26</td><td>6.5</td><td>4.4</td><td>0.8</td><td>21.1</td></tr></table> | | GP-GS | PPG | RPG | APG | MPG | Season | 17-3 | 4.8 | 4.6 | 0.2 | 19.1 | Career | 47-26 | 6.5 | 4.4 | 0.8 | 21.1 | <ul style="list-style-type: none">Coming off two points, three rebounds and a block at MissouriLogged season-high 15 points with six rebounds vs. Arkansas StatePulled down a career-high 12 boards against Oral RobertsNamed to SEC All-Freshman TeamRecorded two double-doubles as a freshman, started in all SEC gamesNo. 7 overall recruit and No. 1 wing player in the ESPN HoopGurlz 2021 recruiting rankings at the time of her signing |
| | GP-GS | PPG | RPG | APG | MPG | | | | | | | | | | | | | | | | | |
| Season | 17-3 | 4.8 | 4.6 | 0.2 | 19.1 | | | | | | | | | | | | | | | | | |
| Career | 47-26 | 6.5 | 4.4 | 0.8 | 21.1 | | | | | | | | | | | | | | | | | |
| 30 |  | <div><div>Maryam Dauda</div><div>R-Fr. F FR 6-4 Bentonville, Ark. Bentonville Major: International Business</div></div> | <table><tr><th></th><th>GP-GS</th><th>PPG</th><th>RPG</th><th>APG</th><th>MPG</th></tr><tr><td>Season</td><td>19-0</td><td>4.2</td><td>3.3</td><td>0.7</td><td>13.8</td></tr><tr><td>Career</td><td>19-0</td><td>4.2</td><td>3.3</td><td>0.7</td><td>13.8</td></tr></table> | | GP-GS | PPG | RPG | APG | MPG | Season | 19-0 | 4.2 | 3.3 | 0.7 | 13.8 | Career | 19-0 | 4.2 | 3.3 | 0.7 | 13.8 | <ul style="list-style-type: none">Sat out during 2021-22 season recovering from ACL injuryHas scored in all but four games & had three assists vs. UFLogged career-high 11 points with eight rebounds against Arkansas State for her third double-digit scoring game of season13th-ranked player and top post player in the ESPN HoopGurlz 2021 recruiting class at her time of signingConsensus five-star recruit and McDonald's All-American |
| | GP-GS | PPG | RPG | APG | MPG | | | | | | | | | | | | | | | | | |
| Season | 19-0 | 4.2 | 3.3 | 0.7 | 13.8 | | | | | | | | | | | | | | | | | |
| Career | 19-0 | 4.2 | 3.3 | 0.7 | 13.8 | | | | | | | | | | | | | | | | | |
| 34 |  | <div><div>Chrissy Carr</div><div>R-Sr. G TR 6-1 Eden Prairie, Minn. Syracuse Major: Operations Management</div></div> | <table><tr><th></th><th>GP-GS</th><th>PPG</th><th>RPG</th><th>APG</th><th>MPG</th></tr><tr><td>Season</td><td>19-19</td><td>11.5</td><td>3.8</td><td>0.5</td><td>27.5</td></tr><tr><td>Career</td><td>134-132</td><td>11.4</td><td>3.7</td><td>1.2</td><td>29.4</td></tr></table> | | GP-GS | PPG | RPG | APG | MPG | Season | 19-19 | 11.5 | 3.8 | 0.5 | 27.5 | Career | 134-132 | 11.4 | 3.7 | 1.2 | 29.4 | <ul style="list-style-type: none">Coming off 16 points off four 3-pointers at MissouriLeads team with 41 3-pointersNamed to Paradise Jam All-Tournament TeamRacked five 3's vs. Clemson & led w/ 18 vs. K-State (former team)Logged season-high 22 points at Little RockSeventh in 3s/gm (2.2) in SEC & No. 11th in 3-point attempts in NCAAAcross five seasons, has started in all but two games in her career |
| | GP-GS | PPG | RPG | APG | MPG | | | | | | | | | | | | | | | | | |
| Season | 19-19 | 11.5 | 3.8 | 0.5 | 27.5 | | | | | | | | | | | | | | | | | |
| Career | 134-132 | 11.4 | 3.7 | 1.2 | 29.4 | | | | | | | | | | | | | | | | | |
| 43 |  | <div><div>Makayla Daniels</div><div>Sr. G 3L 5-8 Frederick, Md. Frederick Major: Recreation & Sport Management</div></div> | <table><tr><th></th><th>GP-GS</th><th>PPG</th><th>RPG</th><th>APG</th><th>MPG</th></tr><tr><td>Season</td><td>16-16</td><td>13.3</td><td>4.1</td><td>2.9</td><td>30.2</td></tr><tr><td>Career</td><td>104-104</td><td>11.8</td><td>3.4</td><td>2.5</td><td>27.4</td></tr></table> | | GP-GS | PPG | RPG | APG | MPG | Season | 16-16 | 13.3 | 4.1 | 2.9 | 30.2 | Career | 104-104 | 11.8 | 3.4 | 2.5 | 27.4 | <ul style="list-style-type: none">Recorded nine points and five rebounds at MissouriNo. 6 in 3-point perc. (.382) and 8 in 3FGs (2.21) & FT perc. (.775) in SECAll-SEC Preseason Second Team choiceTabbed Paradise Jam Reef Tournament MVP after tallying 17.3 points, 5.7 rebounds, 2.7 assists and 2.0 steals per gameLeading returning scorer (14.0) and rebounder (5.3) from 2021-22 teamNo. 21 all-time career scorer at Arkansas (1,227)Only player on roster to start in all collegiate game appearances |
| | GP-GS | PPG | RPG | APG | MPG | | | | | | | | | | | | | | | | | |
| Season | 16-16 | 13.3 | 4.1 | 2.9 | 30.2 | | | | | | | | | | | | | | | | | |
| Career | 104-104 | 11.8 | 3.4 | 2.5 | 27.4 | | | | | | | | | | | | | | | | | |
| 55 |  | <div><div>Emrie Ellis</div><div>So. F 1L 6-3 Vanoss, Okla. Vanoss Major: Exercise Science</div></div> | <table><tr><th></th><th>GP-GS</th><th>PPG</th><th>RPG</th><th>APG</th><th>MPG</th></tr><tr><td>Season</td><td>14-0</td><td>0.9</td><td>0.9</td><td>0.0</td><td>6.2</td></tr><tr><td>Career</td><td>41-0</td><td>2.2</td><td>1.7</td><td>0.4</td><td>9.3</td></tr></table> | | GP-GS | PPG | RPG | APG | MPG | Season | 14-0 | 0.9 | 0.9 | 0.0 | 6.2 | Career | 41-0 | 2.2 | 1.7 | 0.4 | 9.3 | <ul style="list-style-type: none">Matched season-high five points vs. Florida off perfect shooting dayAppeared in 8+ minutes and had a field goal vs. ORUPlayed in 27 games during her freshman seasonHer five blocks vs. UAPB in 2021 was most by a freshman Hog since 2014Had 11 points and five boards in 27 minutes vs. Auburn last yearNo. 48 overall recruit in ASGR's 2021 recruiting rankings |
| | GP-GS | PPG | RPG | APG | MPG | | | | | | | | | | | | | | | | | |
| Season | 14-0 | 0.9 | 0.9 | 0.0 | 6.2 | | | | | | | | | | | | | | | | | |
| Career | 41-0 | 2.2 | 1.7 | 0.4 | 9.3 | | | | | | | | | | | | | | | | | |
| HC |  | <div><div>Mike Neighbors</div><div>Sixth season, 10th overall Alma Mater: Arkansas '93</div></div> | <div>Career: 210-108 (10th) AR: 112-67 (6)<ul style="list-style-type: none">Started season 13-0Passed 100 wins at Arkansas and 200 in his careerProud Arkansas native</div> | <div><div>AHC</div><div><div>Todd Schaefer Sixth Season</div></div><div><div>AC</div><div><div>Pauline Love Fourth Season</div></div><div><div><div>Lacey Goldwire Fourth Season</div></div></div></div></div> | | | | | | | | | | | | | | | | | | |



Saylor Poffenbarger
R-Fr. | 6-2 | G
Middletown, Md.



Samara Spencer
So. | 5-7 | G
Fort Lauderdale, Fla.



Erynn Barnum
R-Sr. | 6-2 | F
Little Rock, Ark.



Rylee Langerman
Jr. | 5-9 | G
Norman, Okla.



Sasha Goforth
Jr. | 6-1 | G
Fayetteville, Ark.



Ashlyn Sage
So. | 6-2 | G
Weatherford, Okla.



Karley Johnson
Fr. | 5-9 | G
Mustang, Okla.



Loren Lindsey
Fr. | 5-11 | G
Fayetteville, Ark.



Avery Hughes
Sr. | 5-7 | G
Bentonville, Ark.



Jersey Wolfenbarger
So. | 6-5 | G/F
Fort Smith, Ark.




Maryam Dauda
R-Fr. | 6-4 | F
Bentonville, Ark.



Chrissy Carr
R-Sr. | 6-1 | G
Eden Prairie, Minn.



Makayla Daniels
Sr. | 5-9 | G
Frederick, Md.



Emrie Ellis
So. | 6-3 | F
Vanoss, Okla.



Mike Neighbors
Head Coach
Sixth Season



Todd Schaefer
Associate Head Coach
Sixth Season



Pauline Love
Assistant Coach
Sixth Season



Lacey Goldwire
Assistant Coach
Fourth Season



Amber Shirey
Director of Operations



Jayci Stone
Director of SA Development



Jeff Brazil
Special Assistant to the HC



Simone Rush
Head Athletic Trainer