



RAZORBACKS®

2022-23 Women's Basketball Game Notes

Kylie Magar | Assistant Director, Communications
E: kmagar@uark.edu | ArkansasRazorbacks.com

2022-23 SCHEDULE

Date	Opponent	Time	TV/RESULT
Nov. 2	vs. UAFS (exhibition)	7 PM	W, 92-62
Nov. 7	at UAPB	6 PM	W, 70-50
Nov. 11	Central Arkansas	10:30 AM	W, 72-34
Nov. 14	Tulsa	7 PM	W, 79-70
Nov. 17	Kent State	7 PM	W, 80-59
Nov. 20	at Little Rock	1 PM	W, 93-49
Nov. 24	Northern Arizona	5:45 PM	W, 82-73
Nov. 25	Clemson	8 PM	W, 76-62
Nov. 26	No. 25 Kansas State	8 PM	W, 69-53
Dec. 1	Troy	7 PM	W, 87-70
Dec. 4	Oral Roberts	2 PM	W, 92-58
Dec. 8	Lamar	7 PM	W, 63-50
Dec. 11	Arkansas State	3 PM	W, 77-63
Dec. 17	at No. 16/16 Creighton	1 PM	W, 83-75
Dec. 20	No. 16/15 Oregon+	3 PM	L, 85-78
Dec. 21	USF+	3 PM	L, 66-65 (OT)
Dec. 29	No. 9/9 LSU*	6 PM	L, 69-45
Jan. 1	at Kentucky*	1 PM	W, 71-50
Jan. 5	Florida*	7 PM	W, 102-74
Jan. 8	at Missouri*	2 PM	W, 77-55
Jan. 16	Vanderbilt*	6 PM	W, 84-81
Jan. 19	at No. 3/4 LSU*	8 PM	SECN
Jan. 22	at No. 1/1 South Carolina*	2 PM	ESPN2
Jan. 26	Alabama*	6 PM	SECN
Jan. 29	Ole Miss*	4 PM	SECN
Feb. 5	at Auburn*	2 PM	SECN
Feb. 9	at Vanderbilt*	8 PM	SECN
Feb. 12	Missouri*	2 PM	SECN+
Feb. 16	Tennessee*	6 PM	SECN
Feb. 19	at Georgia*	11 AM	ESPN2/SECN
Feb. 23	at Mississippi State*	8 PM	SECN
Feb. 26	Texas A&M*	11 AM	ESPN2/SECN

*-SEC Contest

\$-Paradise Jam (St. Thomas, U.S. Virgin Islands)

+ -San Diego Invitational (San Diego, Calif.)

21 ARKANSAS AT LSU | PETE MARAVICH ASSEMBLY CENTER | JAN. 19 | SECN

Arkansas
Razorbacks



VS.

LSU

LSU
Tigers

Record 17-3
Conference Record 4-1
AP Poll RV (33)
USA Today Coaches Poll No. 22
Head Coach Mike Neighbors
HC Record at UofA (Yrs) 113-67 (6th season)
HC Career Record (Yrs) 211-108 (10th season)
Neighbors' Record vs. LSU 3-3

Record 18-0
Conference Record 6-0
AP Poll No. 3
USA Today Coaches Poll No. 4
Head Coach Kim Mulkey
HC Record at LSU (Yrs) 44-6 (2nd season)
HC Career Record (Yrs) 676-110
Mulkey's Record vs. UofA 1-2

LAST STARTING 5



#43 MAKAYLA DANIELS

Sr. | G | 5-8 | Frederick, Md.

PPG	RPG	APG	MPG
13.5	4.2	3.0	30.4



#2 SAMARA SPENCER

So. | G | 5-7 | Fort Lauderdale, Fla.

PPG	RPG	APG	MPG
15.4	4.4	4.5	33.4



#0 SAYLOR POFFENBARGER

R-Fr. | F | 6-2 | Middletown, Md.

PPG	RPG	APG	MPG
10.0	7.8	2.6	31.5



#34 CHRISSEY CARR

R-Sr. | G | 6-1 | Edern Prairie, Minn.

PPG	RPG	APG	MPG
11.5	3.9	0.5	27.5



#4 ERYNN BARNUM

R-Sr. | F | 6-2 | Little Rock, Ark.

PPG	RPG	APG	MPG
15.8	7.0	2.3	26.7

SNAPSHOT:

- Coming off her first buzzer beater ever vs. Vanderbilt, finishing the night with 16 points and six boards
- No. 20 all-time in career scoring (1,243) and No. 17 in career assists (267)
- Sixth in 3-point percentage (.383) in the SEC
- Preseason All-SEC Second Team choice

SNAPSHOT:

- Logged 23 points and five rebounds vs. Vanderbilt
- Earned first double-double vs. Oregon w/ 26 points, 10 assists and 7 rebounds
- No. 5 in assists and No. 7 in scoring in SEC
- Tabbed the 2022 SEC Freshman of the Year

SNAPSHOT:

- Earned 13 points and five boards vs. Vanderbilt
- Named SEC Freshman of the Week for fifth time
- Has three double-doubles & five 10+ rebound games
- No. 2 in def. RPG & No. 5 in rebounding in the SEC

SNAPSHOT:

- Coming off 11 points & four rebounds vs. Vanderbilt, while tallying her 500th career rebound
- Leads team with 44 triples
- Has started in 133 career games
- No. 7 in 3-pointers per game in SEC

SNAPSHOT:

- Logged 18 points, nine rebounds, five assists, three steals and two blocks vs. Vanderbilt
- Katrina McClain Preseason Watch List
- Leads SEC in FG% (.619), sixth in scoring and 10th in rebounds per game
- 12th in FG% in NCAA

FOLLOW, WATCH & LISTEN



@RAZORBACKWBB

TV: SECN

On the Call: Courtney Lyle and Carolyn Peck

Razorback Sports Network from Learfield (Radio)

Phil Elson - <http://143.223.155.160/audio>
Fayetteville - KQSM-FM-92.1 /// KYNG-AM - 1590*
Fort Smith - KFPW-AM-1230 /// KHGG-AM-1580



NEIGHBORHOOD WATCH

→ The Razorbacks are 17-3, which marks the best 20-game start for the program since 2007-08. Arkansas' 4-1 record in SEC play is also a best start for the Razorbacks in league play since 2005-06

→ Arkansas women's basketball is No. 22 in the USA Today/WBCA Coaches Poll and has received 33 votes in the AP Poll coming into week 11 of the season. The Razorbacks were ranked for four straight weeks in the AP and WBCA Coaches polls prior to the team's third loss of the season (#21, #21, #17 and #24 in AP)

→ The Razorbacks are coming off quite an exciting game last Monday with an 84-81 win over Vanderbilt at home. After Vandy banked a 3-pointer to tie the game at 81 with five seconds left, **Makayla Daniels** ran up the floor and banked in an (almost) halfcourt shot at the buzzer. Her shot was the No. 1 play on Sportscenter Top 10 and was featured on Good Morning America and the Today Show

→ Arkansas' buzzer beater over Vanderbilt marked the 12th win for the Razorbacks over Vandy. Four of those wins have come off buzzer beaters (one was a shot to send the game into overtime and an eventual win in 2006)

→ **Saylor Poffenbarger** is coming off her fifth SEC Freshman of the Week title after tallying 13 points and five rebounds vs. Vanderbilt

→ The Razorbacks have won their last four games by an average margin of 18.5 points per game. Two of those games were on the road, as Arkansas is 5-0 on the road

→ Arkansas is looking to improve its win streak to five games, and do so by taking on one of the best teams in the country in No. 3/4 LSU

→ The Razorbacks are set to potentially face two unbeaten teams in the span of four days, both on the road

→ **Mike Neighbors** has led the program to another winning year in the regular season, as the Razorbacks have 17 wins. This marks the fifth regular season winning year for coach at Arkansas

→ The team finished the non-conference slate at 13-2, with its win total leading the country for majority of the non-conference season. Arkansas played the maximum allotted games in the non-conference season with 15

→ Arkansas is one of the few teams in the country to have all five starters average double digits in scoring

→ **Erynn Barnum** paces the Razorbacks with 15.8 points per game, while leading the SEC in field goal percentage at .619. She also leads the team in blocks with 23 and steals with 27

→ **Poffenbarger** continues to bring great defense to the team, leading the way in rebounding with 7.8 per game, 135 of her 155 rebounds coming on the defensive side

→ **Samara Spencer** is the second leading scorer with 15.4 points per game and leads the team in assists with 91, 4.6 per game

→ **Makayla Daniels** leads the team in steals with 27, while also averaging 13.5 points per game

→ **Chrissy Carr** puts up 11.5 points per game and leads the squad with 44 3-pointers

→ The team leads the SEC in least turnovers per game with 13.45

→ Arkansas gets to the line 25.5 times per game, which is second in the country and the SEC (behind LSU)

→ In the SEC, Arkansas leads in 3-point attempts per game (26.6) and is No. 2 in 3-pointers per game (8.4)

→ The Razorbacks have outrebounded opponents in 13 games. The team's 31.0 defensive rebounds per game is the 10th most in the country

→ Head coach **Mike Neighbors** earned his 200th win in late November at the Paradise Jam in the Virgin Islands versus Northern Arizona (W, 82-73) and surpassed 100 wins at Arkansas following the team's 80-59 win over Kent State

→ With **Neighbors** in charge, the Hogs are coming off back-to-back NCAA Tournament appearances (should be back-to-back-to-back had the COVID-19 pandemic have not cancelled the 2020 tournament) and four consecutive winning seasons. **Neighbors** also has the most wins of any collegiate coach with 10 years of experience

→ The Razorbacks were projected to finish fourth in the SEC Preseason Media Poll and tied for fifth in the SEC Preseason Coaches Poll. **Daniels** represents Arkansas on the Preseason Second Team (Coaches Poll)

HEADLINERS

→ Arkansas has started the season 17-3, which is the best start in the regular season for a program since 2007-08. Another win would help the Razorbacks earn its best 21-game start since 2006-07

→ With another win, Arkansas would start the SEC season 5-1, for the first time since 2005-06

→ Arkansas is behind LSU in the series, trailing 19-34. The series has been even in the last 10 meetings with the teams going 5-5

→ Arkansas is hoping to keep its road winning streak alive to six games. The last time the Razorbacks began the road slate 6-0 was 2006-07 when they began 7-0 in away games

→ **Makayla Daniels** continues to move steadily in career all-time records. She climbed up to No. 20 in scoring (1,243), which is 55 points away from tying **Amber Ramirez** at No. 19. **Daniels** is also No. 17 in career assists (267), which is one away from the No. 16 spot at 268

SCOUTING LSU ABOUT THE TIGERS

→ LSU was chosen to finish third in the SEC Preseason Media and Coaches polls

→ **Angel Reese** and **Alexis Morris** were picked to the SEC Preseason First Team

→ The Tigers have started the conference slate 6-0 and remain to be one of three undefeated teams in the country at 18-0

→ LSU is leading the country in scoring offense (88.7 PPG) and is second in rebounds per game (50.89)

→ **Angel Reese** is having herself a year, averaging 23.9 points and 15.4 rebounds per game, while earning a double-double in every game this season

→ **Alexis Morris** is having another great season, averaging 12.8 points per game, and leading the way with 89 assists

BENCHMARK PERFORMANCES

10+ POINTS	19-20	20-21	21-22	22-23	TOT
Makayla Daniels	12	19	19	14	64
Erynn Barnum	4	9	6	16	35
Samara Spencer	-	-	20	14	34
Jersey Wolfenbarger	-	-	12	2	14
Chrissy Carr	-	-	-	13	13
Saylor Poffenbarger	-	-	-	10	10
Maryam Dauda	-	-	-	3	3
Rylee Langerman	-	0	1	1	2
Emrie Ellis	-	-	1	0	1

20+ POINTS	19-20	20-21	21-22	22-23	TOT
Makayla Daniels	2	1	5	2	10
Samara Spencer	-	-	3	6	9
Erynn Barnum	0	0	0	5	5
Chrissy Carr	-	-	-	1	1
Saylor Poffenbarger	-	-	-	1	1

30+ POINTS	19-20	20-21	21-22	22-23	TOT
Makayla Daniels	0	0	2	0	2
Samara Spencer	-	-	0	1	1

5+ 3-POINTERS	19-20	20-21	21-22	22-23	TOT
Samara Spencer	-	-	1	2	3
Makayla Daniels	1	0	1	0	2
Chrissy Carr	-	-	-	1	1
Rylee Langerman	-	0	1	0	1

50% FG (8 ATT.)	19-20	20-21	21-22	22-23	TOT
Erynn Barnum	3	6	3	12	24
Makayla Daniels	4	3	10	3	20
Samara Spencer	-	-	8	7	15
Jersey Wolfenbarger	-	-	6	1	7
Saylor Poffenbarger	-	-	-	4	4
Chrissy Carr	-	-	-	3	3
Rylee Langerman	-	0	1	0	1

10+ REBOUNDS	19-20	20-21	21-22	22-23	TOT
Saylor Poffenbarger	-	-	-	5	5
Erynn Barnum	1	1	1	2	5
Jersey Wolfenbarger	-	-	2	1	3
Makayla Daniels	0	0	1	0	1
Rylee Langerman	-	0	1	0	1

15+ REBOUNDS	19-20	20-21	21-22	22-23	TOT
--------------	-------	-------	-------	-------	-----

5+ ASSISTS	19-20	20-21	21-22	22-23	TOT
Makayla Daniels	3	2	6	1	12
Samara Spencer	-	-	5	8	13
Saylor Poffenbarger	-	-	-	4	4
Erynn Barnum	0	0	0	3	3

3+ BLOCKS	19-20	20-21	21-22	22-23	TOT
Erynn Barnum	3	1	0	2	6
Jersey Wolfenbarger	-	-	2	2	4
Emrie Ellis	-	-	2	0	2
Saylor Poffenbarger	-	-	-	2	2
Maryam Dauda	-	-	-	1	1

5+ STEALS	19-20	20-21	21-22	22-23	TOT
Makayla Daniels	4	1	1	0	6
Erynn Barnum	0	0	2	1	3
Rylee Langerman	-	0	1	0	1
Samara Spencer	-	-	1	0	1

DOUBLE-DOUBLES	19-20	20-21	21-22	22-23	TOT
Erynn Barnum	1	1	0	2	4
Saylor Poffenbarger	-	-	-	3	3
Jersey Wolfenbarger	-	-	2	0	2

Stat Comparison

UA	LSU
77.3	88.7
62.3	50.6
420	496
346	310
318	371
8.5	5.7
647	692
42.3	50.9
14.2	16.6
13.5	14.3
+3.3	+4.3
6.9	10.3
4.2	5.7

2022-23 SOUTHEASTERN CONFERENCE STANDINGS

CONFERENCE STANDINGS														
CONFERENCE					OVERALL					AP				COACHES
W-L	Pct.	H	A		W-L	Pct.	H	A	N	Streak	vs T10	vs T25	vs T10	vs T25
LSU	6-0	1.000	3-0	3-0	18-0	1.000	10-0	4-0	4-0	W18	0-0	1-0	0-0	1-0
South Carolina	6-0	1.000	3-0	3-0	18-0	1.000	10-0	7-0	1-0	W18	1-0	3-0	1-0	3-0
Tennessee	6-0	1.000	3-0	3-0	14-6	.700	10-2	3-2	1-2	W7	0-2	0-4	0-2	0-4
Ole Miss	5-1	.833	2-1	3-0	16-3	.842	10-1	5-1	1-1	L1	0-0	0-1	0-0	0-1
Arkansas	4-1	.800	2-1	2-0	17-3	.850	9-1	5-0	3-2	W4	0-1	2-2	0-1	1-2
Alabama	3-2	.600	1-1	2-1	14-4	.778	8-1	5-2	1-1	W2	0-0	0-1	0-0	0-1
Missouri	3-3	.500	1-2	2-1	14-5	.737	8-3	4-1	2-1	L3	0-2	0-3	0-3	0-3
Mississippi State	2-3	.400	0-2	2-1	13-5	.722	8-2	2-2	3-1	W1	0-1	0-1	0-1	0-2
Georgia	2-4	.333	1-2	1-2	13-7	.650	8-3	2-2	3-2	L2	0-2	0-2	0-1	0-2
Florida	1-4	.200	0-3	1-1	12-6	.667	7-3	3-2	2-1	L3	0-0	0-1	0-0	0-1
Kentucky	1-5	.167	0-3	1-2	9-9	.500	6-6	2-2	1-1	W1	0-2	0-4	0-2	0-5
Auburn	0-5	.000	0-2	0-3	10-7	.588	9-3	0-3	1-1	L5	0-3	0-3	0-3	0-3
Texas A&M	0-6	.000	0-4	0-2	5-11	.313	5-6	0-5	0-0	L7	0-1	0-1	0-1	0-1
Vanderbilt	0-5	.000	0-2	0-3	9-10	.474	6-4	3-4	0-2	L5	0-1	0-2	0-1	0-3

2022-23 SEC Preseason Media Poll	2022-23 SEC Preseason Coaches' Poll
1. South Carolina	1. South Carolina
2. Tennessee	2. Tennessee
3. LSU	3. LSU
4. Arkansas	4. Alabama
5. Ole Miss	15. Arkansas
6. Florida	15. Mississippi State
7. Kentucky	7. Florida
8. Mississippi State	8. Ole Miss
9. Georgia	9. Georgia
10. Alabama	10. Kentucky
11. Texas A&M	11. Texas A&M
12. Missouri	12. Missouri
13. Auburn	13. Auburn
14. Vanderbilt	14. Vanderbilt

→ **Flau'jae Johnson** is having a great freshman year with 13.9 points and 6.3 boards per game, while winning SEC Freshman of the Week three times. **Jasmine Carson** also averages double digits with 10.8 points per game

ABOUT THE HEAD COACH

→ **Kim Mulkey** is in her second season at LSU, and has led the Tigers to a 44-6 mark across two seasons, including an unblemished 18-0 mark thus far

→ Coach **Mulkey** is coming off being named AP National Coach of the Year and flipping around a nine-win program into a 26-6 team last year

→ With 600+ wins in her career and several postseason accomplishments, **Mulkey** is one of the best in the business

SERIES HISTORY OF LSU VS. ARKANSAS

→ Arkansas trails 19-34 in the all-time series, as Thursday's game marks the 54th of the all-time series

→ The first game of this series was Feb. 25, 1985, where Arkansas won, 84-56 in Fayetteville

→ Arkansas and LSU are tied at 5-5 in the last 10 meetings

→ Last season, Arkansas upset the No. 12/11 Tigers at Bud Walton Arena, 90-76. In that win, **Samara Spencer** and **Makayla Daniels** both had 20 points

→ Arkansas and LSU played exactly three weeks ago to kick off league play. The Razorbacks lost 69-45, as **Spencer** led with 17 points and **Daniels** had 10 points and six boards

LAST TIME OUT

→ Arkansas won the most thrilling game of the season with an 84-81 victory against Vanderbilt at home. After Vanderbilt tied the game off a 3-pointer with five seconds remaining, **Makayla Daniels** charged the ball up the court to bank in a half-court shot as the buzzer sounded. This marked her first buzzer beater ever in her basketball career

→ All five starters reached double digits in scoring for the second time this year

→ **Samara Spencer** led with 23 points off 9-of-15 shooting from the field, along with five rebounds and three assists

→ **Erynn Barnum** is continuing to perform at a very high level, finishing with 18 points, nine rebounds, five assists, three steals and two blocks. She also drew nine fouls

→ **Daniels** was obviously the star of the night, finishing with 16 points, six rebounds and four assists. She went 8-of-10 from the free throw line

→ **Saylor Poffenbarger** earned SEC Freshman of the Week for the fifth time this year after logging 13 points, going 7-of-8 from the line, along with five rebounds

→ **Chrissy Carr** made timely shots again, finishing with 11 points, going 3-of-6 from 3-point, along with four rebounds and two blocks. She surpassed 500 rebounds in her career as well on Monday

→ Arkansas has now beaten Vanderbilt 12 times, four of those coming off buzzer beaters (one was a shot to send a game into overtime, which the Razorbacks would go on to win)

AN ARKANSAS WIN MEANS...

→ LSU's first loss of the season

→ The highest ranked win for the Razorbacks since 2021 when Arkansas beat No. 3 UConn (90-87)

→ The team will extend their win streak to five games

→ The Razorbacks will improve their road record to 6-0, which would be the best start away from home since 2006-07

→ A continuation on the program's best start in SEC play since 2005-06 by improving to 5-1 in league play

→ The team will match last year's total wins amount with 18 with 10 games in the regular season remaining

→ The Razorbacks will have responded very well after a loss exactly three weeks ago to LSU

→ **Mike Neighbors'** record against LSU improves to a winning one at 4-3

DO THEY GIVE OUT SEC SOPHOMORE OF THE YEAR?

→ **Samara Spencer** has been showing everyone a sophomore slump is not in her DNA

→ Dominates the paint with her speed to the basket, can get to the free throw line and can shoot the 3-pointer with great accuracy

→ Earned her sixth 20+-point game of the year with a team-leading 23 points along with five rebounds and three assists against Vanderbilt

→ Has logged 14 double-digit scoring games, six 20+ point contests, as well as one 30-point game and a double-double

→ In last seven games, has averaged 13.3 points, 4.9 rebounds and 4.9 assists per game

→ Against Oregon at the San Diego Invitational, earned a near triple-double with 20 points, a career-high 10 assists and seven rebounds

→ Logged a career-high 32 points against Oral Roberts, shooting 10-of-17 from the field with a career-high six 3-pointers

→ SEC statistical rankings: second in free throw attempts (116), third in minutes (33.42), fifth in assists (4.55) and field goal attempts (248), seventh in scoring (15.40), 11th in assist/turnover ratio (1.54), 12th in field goal percentage (.423) and 3-pointers per game (1.90), as well as fifth in assists during SEC play (4.20)

→ NCAA statistical rankings: 15th in free throw attempts, 26th in total assists (91) and 52nd in total points (308)

→ **Spencer** averaged 12.2 points, 3.7 rebounds, 3.1 assists, 1.2 steals and 30.1 minutes per game last season, while leading team with 96 assists

CALL HER ERYNN BURNING 'EM!

→ **Erynn Barnum** is a constant threat to the competition under the basket, and can make 3-pointers if you don't pay close attention ;)

→ Playing some great basketball, coming off 18 points, nine rebounds, five assists, three steals and two blocks against Vanderbilt

→ Tallied her second double-double of the season at Missouri, first since the season opener, with 21 points and 11 rebounds

→ Has logged 20-point games five times this year, as well as two double-doubles. Coming into her senior season, she never scored 20 points in a game

→ She has been the most consistent performer in the team's last seven games, having averaged 17.3 points, 7.4 rebounds and 3.3 assists per game

→ Only player to have two perfect shooting days in the SEC, going 8-of-8 vs. Arkansas State and 5-of-5 at Little Rock

→ Among active SEC players, sits No. 9 in rebounds (479) and career blocks (86) and No. 17 in scoring (832)

→ SEC statistical rankings: first in field goal percentage (.619), third in free throw attempts (112), sixth in scoring (15.75), ninth in offensive rebounds (2.55), 10th in rebounding (6.95), 13th in free throw percentage (.589) and defensive rebounds (4.40), 14th in blocks (1.15), as well as tied for fifth with **Spencer** in assists during SEC play with 4.2 per game

→ NCAA statistical rankings: 12th in field goal percentage, 21st in free throw attempts and 47th in total points (315)

→ Longest tenured Razorback, with this being her fifth year (redshirted in 2018-19)

→ Last season averaged 7.6 points and 4.8 rebounds per game. She started in 10 of 22 games, missing a large part of year due to injury

ON NOTICE

→ **Erynn Barnum** was named to the Katrina McClain Award Preseason Watch List as one of the 20 best power forwards in the country

→ She is the first Arkansas player to be a candidate for this particular award and the first Razorback on a preseason watch list since prior to the 2020-21 season

RETURN OF THE MAK

→ This team is four-year veteran **Makayla Daniels'** team

→ Obviously the hero of the game vs. Vanderbilt with the buzzer beater, finishing that night with 16 points, six rebounds and four assists

→ Has been playing great in her return back from missing three games due to injury. In her last seven games, she has averaged 13.9 points, 3.9 rebounds and 2.7 assists per game, while logging double digits in scoring in all but one of those games (at Missouri)

→ Won Paradise Jam Reef Tournament MVP, averaging 17.3 points, 5.7 rebounds, 2.7 assists and 2.0 steals per game

→ Sits at No. 20 on the all-time scoring list with 1,243 points (one of 31 Razorbacks in the 1,000-point club). The next stop is No. 19, which is held by former teammate **Amber Ramirez** who finished her Razorback career with 1,298 points

→ Ranks No. 17 in career assists (267), which is one away from the No. 16 spot at 268, held by **Christi Wilson**

→ Her 105 career starts is No. 10 in program history

→ Has fourth most steals (162), fifth most points, seventh most assists and 20th most rebounds (358) among active SEC players

→ SEC statistical rankings: sixth in 3-point percentage (.383), seventh in free throw percentage (.778), eighth in 3-pointers per game (2.12), 15th in assists (3.0) and 20th in scoring (13.47)

→ Earned a spot on the SEC Preseason Second Team, her first recognition by the league since she was SEC Freshman of the Week in 2019-20

→ Last season averaged 14.0 points and a team-leading 5.3 rebounds. **Daniels** also averaged 2.9 assists and 1.8 steals per game

KEEPING IT 100!

4 - Social | @RazorbackWBB

WHAT'S HE SAYIN'?

Trying to figure out what Coach Neighbors is saying on the bench? Don't worry - he has a language all his own.

Coach Neighbors plays Positionless Basketball. Instead of having guards, forwards and centers, he has Rabbits, Rackers, Locks and Dragons.



Rabbits run the floor and look to score quickly with a layup.



Rackers bring the ball up the floor, and are trying to get to the rack.



Locks, generally good three-point shooters, are trying to win the race to the corners.



The Dragon is the last player down the court, dragging behind the others.

→ **Makayla Daniels** is one of 19 players in collegiate women's basketball to start in all games they have appeared in with a minimum 100 contests

→ Notable names on the list

- 141 - Ashley Joens (Iowa State)
- 139 - Cate Reese (Arizona)
- 127 - Jasmine Smith (SMU)
- 124 - Lindsey Thall (Kent State)
- 122 - CJaja Harbison (Vanderbilt)
- 119 - Aliyah Boston (South Carolina)
- 118 - Zia Cooke (South Carolina)
- **105 - Makayla Daniels (Arkansas)**

POFFEN OFF!

→ **Saylor Poffenbarger** is the textbook definition of a big guard. If you need her to play any position one through five, she can handle it

→ Coming off her fifth SEC Freshman of the Week title, she tallied 13 points and five rebounds against Vanderbilt

→ Recorded a career-high 24 points with six rebounds at Missouri, while holding the Tigers' best scorer, Hayley Frank, to just five points

→ Logged third double-double of the season with 16 points and 11 rebounds along with three assists at No. 16 Creighton

→ Leads the league in SEC weekly awards with five. She has the third most weekly awards among active players in the league

→ SEC statistical rankings: second in defensive rebounds (6.75), fifth in rebounding (7.75), eighth in minutes (31.46) and 15th in blocks per game (1.05), as well as 15th in points per game scored in SEC contests (14.2)

→ NCAA statistical rankings: 48th in total rebounds (155)

→ Joined the team midway through last year after transferring from UConn. She was the No. 30th-ranked recruit in the 2021 class

TRANSFER PORTAL JACKPOT

→ **Chrissy Carr** has started in all but two collegiate games she has appeared in during her fifth collegiate season with 133 starts

→ Reached double digits in scoring 13 times this season and has led the team in points in four different contests (including ties)

→ Coming off three consecutive double-digit scoring games, including 11 points, three 3-pointers, as well as four rebounds. Also

OUR RECORD WHEN ...

Overall	17-3
Home / Away / Neutral	9-1/5-0/3-2
SEC	4-1
Home / Away	2-1/2-0
White Uniforms	11-2
Cardinal Uniforms	6-0
Anthracite Uniforms	0-1

LEADS/QUARTERS/HALFTIME/OT

Leading after the 1st quarter	12-2
Leading after the 2nd quarter/Half	15-1
Leading after the 3rd quarter	16-2
Leading at the half, home	7-0
Leading at the half, road/neutral	8-1
Tied at the half, home	0-0
Tied at the half, road/neutral	1-0
Games decided by 5 points or fewer	1-1
Games decided by 10 points or fewer	4-2
Leading with 5:00 left	17-1
Leading with 2:00 left	17-1
Overtime games	0-1

OFFENSE

Scoring less than 70 points	2-2
Scoring 70-79 points	7-1
Scoring 80-89 points	5-0
Scoring 90-99 points	2-0
Scoring 100+ points	1-0
2 Players Or Less in Double Figures	0-1
3 Players in Double Figures	7-2
4 Players in Double Figures	6-0
5 Players in Double Figures	3-0
5+ Players in Double Figures	1-0
When shooting 50 percent or higher	1-0
When shooting less than 50 percent	16-3

REBOUNDING/TURNOVERS

When outrebounding opponent	13-0
When outrebounded	3-3
When rebounds are even	1-0
When grabbing 10+ offensive reb	12-1
When forcing 15+ turnovers	10-2
When committing less than 15 turnovers	12-3
When committing 15+ turnovers	5-0

Top Scorers (Includes Ties)

Barnum	@UAPB, UCA, TU, UO, USF, @UK
Carr	@LR, K-ST, LU, UF
Daniels	CLEM, UF
Spencer ..	@UABP, Kent, NAU, Troy, ORU, A-St., CU, LSU, UF, Vandy
Poffenbarger	@UK, UF, @MIZ

Top Rebounders (Includes Ties)

Barnum
@UAPB, UCA, @LR, NAU, CLEM, Troy, @UK, UF, @MIZ, Vandy	
Carr	NAU
Daniels	LSU
Poffenbarger ...	TU, @LR, CLEM, ORU, LU, A-St., CU, UO, USF, UF
Spencer	Kent, K-ST
Wolfenbarger	LSU

Months

November	8-0
December	5-3
January	4-0

surpassed 500 rebounds in her career on Monday vs. Vanderbilt
 → Named to the Paradise Jam All-Tournament Team, averaging 14.7 points and 5.0 rebounds per game
 → Delivered a season-high 22 points off 7-of-10 shooting and four 3-pointers at Little Rock
 → Leads the SEC in 3-point attempts (137), as well as seventh in 3-pointers per game (2.20) and 10th in 3-point percentage (.321)
 → NCAA statistical rankings: 13th in 3-point attempts and 44th in total 3-pointers (44), as well as No. 11 in all-time career 3-pointers made (270) and No. 58 in scoring (1,540) on the list among active NCAA players
 → An overall well-rounded player, **Carr** can shoot, attack the basket to get to her midrange, rebound, defend and lead as a veteran player
 → Averaged double digits, or near to it, all four years thus far with 9.8 PPG as a freshman and sophomore at Kansas State and a career-high 15.2 points and 4.9 rebounds per game as a junior. In her one year at Syracuse, averaged 11.7 points and 4.6 boards per game, while leading the team in 3-pointers (60) and shooting 36.3 percent from deep

TAKING ONE FOR THE TEAM

→ Being told to play in a position you have never played before is quite tough, especially as a freshman in college, but **Jersey Wolfenbarger** handled that task with ease
 → **Wolfenbarger** played down low in just about every start last season, setting her up to play against some of the best bigs in the country, including Aliyah Boston (South Carolina), Jenna Staiti (Georgia) and Tamari Key (Tennessee), but that didn't stop her production
 → Played 10 minutes vs. Vanderbilt
 → Started in three games this season with one of those starts coming against Arkansas State, where she logged a season-high 15 points off 4-of-8 shooting with six boards
 → Averaged 9.3 points, 8.0 rebounds and 2.7 blocks per game during that three-game stretch she started (ORU, Lamar and A-State)
 → Last season, averaged 7.6 points, 4.3 rebounds and 0.9 blocks per game and named to the All-SEC Freshman Team
 → Double-doubled twice last season with 12 points/11 rebounds at Missouri and 12 points/10 boards at Texas A&M
 → High school accolades: McDonald's All-American, two-time Arkansas Gatorade Player of the Year, No. 7 overall recruit in the country and No. 1 wing player in ESPN HoopGurlz, Naismith HS Player of the Year and FIBA U19 World Cup medalist

THE GLUE

→ **Rylee Langerman** is a hustler and team player. She is willing to do the dirty work or anything her team needs to win
 → Often called "the glue girl" and a player everyone needs on a team to be successful
 → Hustle-type or game-changing type plays are called "Rylees"
 → She played 16 minutes off the bench against Vanderbilt, tallying three rebounds
 → Leads the bench in minutes with 19.2 per game
 → Registered her second career double-digit scoring contest with 10 points, five boards and four steals against Tulsa
 → **Langerman** was named to the 2022 SEC Community Service Team. She is a role model in the NWA community and beyond, as well as a positive light to those also affected by Alopecia
 → Her stats don't always show up on the box score, but if there's a loose ball, a ball going out

of bounds or a tie-up, you can bet she's involved
 → Averaged 3.2 points and 3.7 rebounds across 19.2 minutes per game last season

NICE, YET INTIMIDATING

→ **Maryam Dauda** is primed to be one of the top bigs in the SEC in the near future. The scariest thing about her is she can not only take care of business down low, but she can shoot 3-pointers and make them too
 → Delivered two points in 5.5 minutes against Vanderbilt
 → Registered a 3-pointer in five games and at least one block in eight
 → Logged a career-high 11 points (all in first half), while matching a career-high eight rebounds off the bench against Arkansas State
 → Recovered from an ACL injury she suffered from in high school last season
 → Was a top player out of high school, as the No. 13 player in the country according to ESPN HoopGurlz. She was also a McDonalds All-American

SE OKLAHOMA'S BEST KEPT SECRET

→ Last year's freshmen class featured **Emrie Ellis** (Vanoss), who is capable of putting up triple-double type numbers
 → Registered five points off a perfect 1-of-1 shooting from 3-point and two free throws against Florida. Her first of two free throws elevated the Razorbacks to the century mark
 → Playing 6.2 minutes per game with 14 game appearances. Will often get some action before halftime in games
 → **Ellis** saw a lot of time on the court as a rookie, appearing off the bench in 27 games to average 2.9 points, 2.1 rebounds, 0.8 blocks and 10.8 minutes per game
 → Her career-best game came when the team needed her the most against Auburn last season, tallying 11 points and five boards in the thrilling win

VETERAN PRESENCE

→ The team has three players who have been on the team for 4+ years
 → Those three student-athletes are **Erynn Barnum**, **Makayla Daniels** and **Avery Hughes**
 → Expect to see more minutes from **Hughes** this season. A former walk-on, she earned a scholarship ahead of last season. She became the first walk-on for **Coach Neighbors** and staff at Arkansas

BY THE NUMBERS

1,243 Makayla Daniels is now No. 20 on the all-time career scoring list at Arkansas with 1,243 points. She is 55 points away from the No. 19 spot

17 Arkansas' 17 wins matches last season's win total with 11 games remaining on the season. It marks the best start for the program in the first 20 games since 2007-08

4 The Razorbacks' four SEC wins marks the best start for Arkansas in league play since 2005-06 when that team also started the conference slate 4-1

1 Makayla Daniels' buzzer beater against Vanderbilt was No. 1 on Sportscenter and named the Play of the Day by Good Morning America and the Today Show

GAME-BY-GAME STARTERS IN 2022-23 (ALPHABETICAL)

OPPONENT	1	2	3	4	5
UAPB	Barnum	Carr	Daniels	Poffenbarger	Spencer
Central Arkansas	Barnum	Carr	Daniels	Poffenbarger	Spencer
Tulsa	Barnum	Carr	Daniels	Poffenbarger	Spencer
Kent State	Barnum	Carr	Daniels	Poffenbarger	Spencer
Little Rock	Barnum	Carr	Daniels	Poffenbarger	Spencer
Northern Arizona	Barnum	Carr	Daniels	Poffenbarger	Spencer
Clemson	Barnum	Carr	Daniels	Poffenbarger	Spencer
Kansas State	Barnum	Carr	Daniels	Poffenbarger	Spencer
Troy	Barnum	Carr	Daniels	Poffenbarger	Spencer
Oral Roberts	Barnum	Carr	Poffenbarger	Spencer	Wolfenbarger
Lamar	Barnum	Carr	Poffenbarger	Spencer	Wolfenbarger
Arkansas State	Barnum	Carr	Poffenbarger	Spencer	Wolfenbarger
Creighton	Barnum	Carr	Daniels	Poffenbarger	Spencer
Oregon	Barnum	Carr	Daniels	Poffenbarger	Spencer
USF	Barnum	Carr	Daniels	Poffenbarger	Spencer
LSU	Barnum	Carr	Daniels	Poffenbarger	Spencer
Kentucky	Barnum	Carr	Daniels	Poffenbarger	Spencer
Florida	Barnum	Carr	Daniels	Poffenbarger	Spencer
Missouri	Barnum	Carr	Daniels	Poffenbarger	Spencer
Vanderbilt	Barnum	Carr	Daniels	Poffenbarger	Spencer
LSU					
South Carolina					
Alabama					
Ole Miss					
Auburn					
Vanderbilt					
Missouri					
Tennessee					
Georgia					
Mississippi State					
Texas A&M					



HOMEGROWN HOGS

ERYNN BARNUM
R-SR. | F | LITTLE ROCK, ARKANSAS

LOREN LINDSEY
FR. | G | FAYETTEVILLE, ARKANSAS

AVERY HUGHES
SR. | G | BENTONVILLE, ARKANSAS

JERSEY WOLFENBARGER
SO. | G/F | FORT SMITH, ARKANSAS

MARYAM DAUDA
R-FR. | F | BENTONVILLE, ARKANSAS

- The Hogs' roster is Arkansas heavy, and that starts from the top down, as Head Coach Mike Neighbors, a University of Arkansas Alum, was born and raised in Greenwood, Arkansas
- Erynn Barnum, now in her redshirt senior season, is the oldest of the Arkansas clan. Barnum was playing the best basketball of her career last season during the non-conference slate until an injury sidelined her for a large portion of the SEC slate. In her nine appearances during non-conference play, Barnum averaged 11.2 points and 5.9 rebounds per game
- Loren Lindsey is a true freshman out of Fayetteville High School. She has joined the team as a walk-on after a successful career with the Bulldogs
- Senior Avery Hughes of Bentonville was the first walk-on of the Neighbors era at Arkansas and was put on scholarship prior to last season. She played in 14 games off the bench
- Jersey Wolfenbarger is one of the highest recruited players in the program's history. The 6-5 wing ranked No. 7 in the 2021 Hoopgurlz rankings was the Arkansas Gatorade Player of the Year twice in a row. She was named to the SEC All-Freshman Team and started in 23 contests
- After having to sit out last season with an ACL injury, Maryam Dauda is destined for a great year. She was a McDonald's All-American and Jordan Brand Classic Invitee and was ranked as the top-ranked post player in the ESPN Hoopgurlz rankings
- Not pictured: Sasha Goforth (redshirting) started all 32 games, averaging 11.5 points, 4.8 rebounds and 2.1 blocks per game last year



OKLAHOMIES

RYLEE LANGERMAN
JR. | G | NORMAN, OKLAHOMA

KARLEY JOHNSON
FR. | G | MUSTANG, OKLAHOMA

EMRIE ELLIS
SO. | F | VANOSS, OKLAHOMA

- On the Arkansas women's basketball roster, 75 percent are either from Arkansas or its bordering state of Oklahoma
- Rylee Langerman out of Norman, Oklahoma is the eldest of the Oklahoma bunch, going into her junior year. She played in all 32 games with seven starts, averaging 3.2 points and 3.7 rebounds per game

- Emrie Ellis appeared in 27 games last season to tally 2.9 points and 2.1 boards per game along with 22 blocks. Ellis is from Vanoss, a small town in the southeastern part of the state
- Karley Johnson is a true freshman and product of Mustang, just southwest of Oklahoma City. She was a McDonald's All-American nominee
- Not pictured: Ashlyn Sage (redshirting), who played in 15 games as a freshman last season and comes to Arkansas from Weatherford, Oklahoma



MARYLAND MAGIC

MAKAYLA DANIELS
SR. | G | FREDERICK, MARYLAND

SAYLOR POFFENBARGER
R-FR. | G | MIDDLETOWN, MARYLAND

- Makayla Daniels was the first ever Maryland signee in Arkansas women's basketball history
- Now, the Razorbacks have two from Little America with the addition of Saylor Poffenbarger in winter 2022
- Daniels has started in all 88 collegiate games she has appeared in, coming off last year as the leading returner in scoring and rebounding
- Poffenbarger, a UConn transfer, brings along a great deal of versatility. She was the No. 30 player in the ESPN Hoopgurlz rankings

2022-23 ROSTER @RAZORBACKWBB

NUMERICAL

NO.	NAME	POS	HT	CL	HOMETOWN/PREVIOUS SCHOOL	TWITTER
0	Saylor Poffenbarger	G	6-2	R-Fr.	Middletown, Md./UConn	@saylorpoff
2	Samara Spencer	G	5-7	So.	Fort Lauderdale, Fla./St. Thomas Aquinas	@samaraaspencer
4	Erynn Barnum	F	6-2	R-Sr.	Little Rock, Ark./Little Rock Central	@erynnbee_
11	Rylee Langerman	G	5-9	Jr.	Norman, Okla./Christian Heritage	@rylang2
13	Sasha Goforth*	G	6-1	Jr.	Fayetteville, Ark./Oregon State	@goforthsasha
15	Ashlyn Sage*	G	6-2	So.	Weatherford, Okla./Weatherford	@ashlynsage15
20	Karley Johnson	G	5-9	Fr.	Mustang, Okla./Mustang	@karleyjohnsonOK
21	Loren Lindsey	G	5-11	Fr.	Fayetteville, Ark./Fayetteville	@lorenbailey7766
22	Avery Hughes	G	5-7	Sr.	Bentonville, Ark./Bentonville	@averyhughes00
24	Jersey Wolfenbarger	G	6-5	So.	Fort Smith, Ark./Northside	@jerseywolf4
30	Maryam Dauda	F	6-4	R-Fr.	Bentonville, Ark./Bentonville	@maryamdada30
34	Chrissy Carr	G	6-1	R-Sr.	Eden Prairie, Minn./Syracuse	@chrissycarr4
43	Makayla Daniels	G	5-8	Sr.	Frederick, Md./Frederick	@makayladaniels5
55	Emrie Ellis	F	6-3	So.	Vanoss, Okla./Vanoss	@ellisemrie

* Redshirting 2022-23 season

COACHING STAFF

Title	Name	Year	Alma Mater
Head Coach	Mike Neighbors	6th Season	Arkansas, 1993
Associate Head Coach	Todd Schaefer	6th Season	Thomas More College, 1995
Assistant Coach	Pauline Love	6th Season	Southern Miss, 2010
Assistant Coach	Lacey Goldwire	4th Season	Oklahoma State, 2010
Director of Operations	Amber Shirey	35th Season	Arkansas, 1992
Special Assistant to the HC	Jeff Brazil	16th Season	Arkansas, 2010
Dir. of Student-Athlete Devel.	Jayci Stone	1st Season	Kansas State, 2008

ELIGIBILITY

Seniors (4)

Erynn Barnum
Chrissy Carr
Makayla Daniels
Avery Hughes

Juniors (1)

Rylee Langerman

Sophomores (4)

Emrie Ellis
Sasha Goforth (RS)
Samara Spencer
Jersey Wolfenbarger

Freshman (5)

Maryam Dauda (RS)
Karley Johnson
Loren Lindsey
Saylor Poffenbarger (RS)
Ashlyn Sage (RS)

BY STATE

ARKANSAS (6)

Erynn Barnum Little Rock
Maryam Dauda Bentonville
Sasha Goforth Fayetteville
Avery Hughes Bentonville
Loren Lindsey Fayetteville
Jersey Wolfenbarger Fort Smith

FLORIDA (1)

Samara Spencer Fort Lauderdale

MARYLAND (2)

Makayla Daniels Frederick
Saylor Poffenbarger Middletown

MINNESOTA (1)

Chrissy Carr Manhattan (Kan.)

OKLAHOMA (4)

Emrie Ellis Vanoss
Rylee Langerman Norman
Karley Johnson Mustang
Ashlyn Sage Weatherford

ALPHABETICAL

NO.	NAME	POS	HT	CL	HOMETOWN/PREVIOUS SCHOOL
4	Erynn Barnum	F	6-2	R-Sr.	Little Rock, Ark./LR Central HS
34	Chrissy Carr	G	6-1	R-Sr.	Eden Prairie, Minn./Syracuse
43	Makayla Daniels	G	5-8	Sr.	Frederick, Md./Frederick HS
30	Maryam Dauda	F	6-4	R-Fr.	Bentonville, Ark./Bentonville HS
55	Emrie Ellis	F	6-3	So.	Vanoss, Okla./Vanoss HS
13	Sasha Goforth*	G	6-1	Jr.	Fayetteville, Ark./Oregon State
22	Avery Hughes	G	5-7	Sr.	Bentonville, Ark./Bentonville HS
20	Karley Johnson	G	5-9	Fr.	Mustang, Okla./Mustang
11	Rylee Langerman	G	5-9	Jr.	Norman, Okla./Christian Heritage HS
0	Saylor Poffenbarger	G	6-2	R-Fr.	Middletown, Md./Middletown HS/UConn
15	Ashlyn Sage*	G	6-2	So.	Weatherford, Okla./Weatherford
2	Samara Spencer	G	5-7	So.	Fort Lauderdale, Fla./St. Thomas Aquinas HS
24	Jersey Wolfenbarger	G	6-5	So.	Fort Smith, Ark./Northside HS

FA-NETIK

PRONUNCIATIONS

2 Suh-MARE-uh
30 DOW-duh
55 em-REE



OFFENSE

Scored 110+-----	110, vs. Providence (11-16-98)
Scored 100+ points at home -----	102, vs. Florida (1-5-23)
Scored 100+ points on the road -----	108, at Ole Miss (2-16-20) 108, Baylor (3-6-91)
Scored 90-99 points -----	92, vs. Oral Roberts (12-4-22)
Scored 90+ points at home -----	92, vs. Oral Roberts (12-4-22)
Scored 90+ points on the road -----	93, at Little Rock (11-20-22)
Scored 80-89 points -----	84, vs. Vanderbilt (1-16-23)
Scored 80-89 points at home -----	84, vs. Vanderbilt (1-16-23)
Scored 80-89 points on the road -----	83, at Creighton (12-17-22)
Was held to 50-59-----	54, vs. No. 1 South Carolina (3-4-22)
Was held to 49-40-----	45 vs. No. 9 LSU (12-29-22)
Was held to 39-20-----	34, at LSU, 2-7-19
Was held to 20 or less -----	N/A
Made 40+ field goals -----	40, vs. UCA (12-13-20)
Made 17+ three-point field goals -----	19, vs. Alabama (2-28-21)
Made 10+ three-point field goals -----	12, vs. Florida (1-5-23)
Did not make 3-pointer (since 1986)-----	0-10, at LSU, (2-7-19)
Made 30 free throws -----	30 (30-39), vs. No. 4 Baylor (12-6-20)
Made 25 free throws -----	25 (25-35), vs. Vanderbilt (1-16-23)
Shot 50-59 or better -----	50.0, vs. No. 12 LSU (1-27-22)
Shot 60 percent or better -----	.625 (30-48), vs. Little Rock (11-20-22)
Held to less than 30 percent -----	.279 (17-61), vs. No. 9 LSU (12-29-22)
Held to less than 20 percent -----	.182 (10-55), vs. No. 6 Tennessee (1-8-12; L, 38-69)
Had 20 or more assists in a game -----	22, at Kentucky (1-1-23)

DEFENSE

Allowed 100 points-----	104, at No. 4 South Carolina (1-18-21)
Allowed 80-99 points-----	81, vs. Vanderbilt (1-16-23)
Held opponent to 40-49 points -----	49, at Little Rock (11-20-22)
Held opponent to 39-30 -----	34, vs. UCA (11-11-22)
Held an SEC opponent under 50 points in 3 cons. games -----	47, vs. Auburn (1-29-15; W, 52-47), Alabama (2-1-15; W, 53-42), #24/21 Georgia (2-9-15; W, 54-48)
Held opponent to 29 points or less -----	23, vs. Binghamton, 11-30-13
Held an opponent under 15 points in a half -----	14, vs. UCA (11-11-22)
Held an opponent to 2 points in a quarter -----	2, vs. UCA (12-13-20)
Held opponent under 15 field goals -----	12, vs. UCA (11-11-22)
Held opponent to less than 30 percent shooting -----	29.0 (18-62), at Missouri (1-8-23)
Held opponent to less than 20 percent shooting -----	19.7 (13-66), vs. Northwestern State (12-15-19)
Held opponent under 15 percent from 3-point -----	7.7 (2-26), vs. Oral Roberts (12-4-22)
Opponent did not make a 3-pointer -----	0, vs. Tulsa (12-11-19)
Had 70+ rebounds -----	74, vs. Mississippi Valley State (11-24-89)
Had 60-69 rebounds -----	64, vs. Prairie View A&M (12-16-18)
Had 50-59 rebounds -----	57, vs. Oral Roberts (12-4-22)
Had 10 or more blocked shots in a game -----	11, vs. No. 1 South Carolina (3-4-22)
Had 20 or more steals in a game -----	20, vs. ORU (11-13-13)
Had 15 or more steals in a game -----	18, vs. UT Martin (12-29-19)
Forced 25+ turnovers in a game -----	28, vs. Northern Arizona (11-24-22)

OTHER

Won an overtime game -----	61-52, vs. Missouri (3-3-22)
Lost an overtime game -----	66-65, vs. USF (12-21-22)
Won a double overtime game -----	73-72, vs. Florida (1-29-12)
Lost a double overtime game -----	N/A
Won a triple overtime game -----	91-80 Win in 3OT, 2-10-13, at Alabama
Won at the buzzer -----	84-81, vs. Vanderbilt (Makayla Daniels, 1-16-23)
Played consecutive OT games -----	1-24-16 at Auburn (lost); 1-28-16 vs. Florida (lost)
Won regular season tournament -----	Paradise Jam (St. Thomas, U.S. Virgin Islands, Nov. 24-26, 2022)
Defeated ranked team -----	83-75, at No. 16 Creighton (12-17-22)
Defeated a ranked team on the road -----	83-75 at No. 16 Creighton (12-17-22)
All-time SEC win streak -----	8 games (1-15-12: Auburn through 2-15-12: at Auburn)
All-time SEC home win streak -----	5 games (1-15-12: Auburn -- 2-9-12: South Carolina)
-----	5 games (1-14-21: Florida -- 2-28-21: Alabama)

A RAZORBACK PLAYER ...

Scored 20-24 points -----	23, Samara Spencer, vs. Vanderbilt (1-16-23)
Scored 25-29 points -----	26, Samara Spencer, at Creighton (12-17-22)
Scored 30+ points -----	32, Samara Spencer, vs. Oral Roberts (12-4-22)
Scored 40+ points -----	41, Chelsea Dungee vs. Auburn (2-10-19)
Scored 20+ points 10 times in a season -----	Chelsea Dungee (20x 2018-19)
-----	Chelsea Dungee (11x 2019-20)
-----	Chelsea Dungee (17x 2020-21)
Double figures in 15 consecutive games (season) -----	Jessica Jackson, 11/11/16, LSU 1-8-17
-----	Chelsea Dungee, 26 games, (2018-19 & 2019-20)
-----	Chelsea Dungee, 31 games, (2019-20 & 2020-21)
-----	Amber Ramirez, 16 games (2021-22)
Five players scored double figures in 1 game -----	vs. Vanderbilt (1-16-23)
-----	Spencer (23), Barnum (18), Daniels (16), Poffenbarger (13), Carr (11)
Five starters in double figures -----	vs. Vanderbilt (1-16-23)
-----	Spencer (23), Barnum (18), Daniels (16), Poffenbarger (13), Carr (11)
Seven players scored in double figures in 1 game -----	vs. Northwestern State (11-9-18)
-----	(Tolefree 19, Gaulden 16, Monk 12, Dombia 11, Dungee 11, Thomas 11, Williams 10)
Made 10+ field goals in a game -----	10, Samara Spencer, vs. Creighton (12-17-22)
Attempted 20+ field goals in a game -----	21, Samara Spencer, vs. Northern Arizona (11-4-22)
Made 10 free throws in a game -----	11, Amber Ramirez, vs. Missouri (1-9-22)
Made 7 or more 3-pt FG in a game -----	8, Amber Ramirez, Alabama (2-28-21)
Attempted 10 or more 3-pt FG in a game -----	10, Makayla Daniels, vs. Florida (1-5-23)
Had 10-14 rebounds -----	11, Erynn Barnum, at Missouri (1-8-23)
Had 15-19 rebounds -----	21, Taylah Thomas, vs. New Orleans, 11-8-19
Had 20+ rebounds -----	21, Taylah Thomas, vs. New Orleans, 11-8-19
Had 10 offensive reb - Records go back to 05-06 -----	11, Melissa Wolff
-----	vs. New Orleans (1-30-15)
Had 10+ defensive reb - Records go back to 05-06 -----	13, Saylor Poffenbarger, vs. Oral Roberts (12-4-22)
Had 10+ assists -----	10, Samara Spencer, vs. No. 16/15 Oregon (12-20-22)
Had 10+ assists in consecutive games -----	Jailyn Mason (11 vs. HBU, 12-28-16 and 10 at Ole
-----	Miss, 1-1-17), Calli Berna (11 vs. No. 10/8 Kentucky, 2/7/13 and 11 at Alabama, 2/10/13)
Had 5+ blocks in a game -----	5, Sasha Goforth, vs. Missouri (3-3-22)
Had 9+ blocks in a game -----	9, Robyn Irwin vs. SMSU, 12-19-88 (school record)
Had 5 or more steals in a game -----	5, Erynn Barnum, vs. Clemson (11-25-22)
Had a double-double -----	21 points and 11 rebounds, Erynn Barnum, at Missouri (1-8-23)
Had a double-double in two consecutive games -----	Saylor Poffenbarger, vs. Oral Roberts, vs. Lamar (2022)
-----	14 & 13 vs. ORU/17 & 12 vs. Lamar
Had two players record a double-double -----	Kiara Williams (12 pts/16 reb) &
-----	Malica Monk (10 pts/10 reb), vs. Grambling State (12-28-17)
Had seven double-doubles in a season -----	Devin Cosper, 2017-18
-----	(SHSU, ORU, NMSU, Char., Tulsa, OM, AL)
Had 10+ double-doubles in a season -----	2006-07, Lauren Ervin (14)
Had a triple-double -----	14 pts, 13 reb, 12 asts, C'eira Ricketts vs. Auburn (1-18-09)

MORE ABOUT MIKE

Hometown: Greenwood, Ark. (Greenwood HS)
Family: Daughter Abby; Sons Alec, Bowen and Barrett
Alma Mater: Arkansas, 1993

NEIGHBORS BY THE NUMBERS

- 194 Wins (194-105, 9 seasons)
- 5 Players drafted in the WNBA (HC)
- 14 Signed McDonalds' All-Americans
- 10 Years as a head coach
- 8 Postseason appearances
- 1 Final Four appearance

LEARN MORE



Sign up for Mike Neighbors' news-letter and listen to his podcasts at CoachNeighbors.com

NABES FAVES

TOP 10 MOVIES

1. A Few Good Men
2. The Hunt For Red October
3. The Silence Of The Lambs
4. Hoosiers
5. Moneyball
6. Pretty Woman
7. Top Gun
8. JFK
9. The Lion King
10. Purple Rain

See the entire list here: <http://imdb.to/2royaEO>

TOP 10 SONGS

1. Sweet Child O' Mine (Guns N' Roses)
2. You Shook Me All Night Long (AC/DC)
3. Man In The Mirror (Michael Jackson)
4. Amarillo By Morning (George Strait)
5. Jessie's Girl (Rick Springfield)
6. Hysteria (Def Leppard)
7. Fishin' In The Dark (Nitty Gritty Dirt Band)
8. The Ballad of Curtis Loew (Lynyrd Skynyrd)
9. Wanted Dead Or Alive (Bon Jovi)
10. Let's Go Crazy (Prince)

TOP 10 TV SHOWS

1. West Wing (first three seasons)
2. Ted Lasso
3. The Wire
4. Breaking Bad
5. Seinfeld
6. The Newsroom
7. Prison Break
8. Arrested Development
9. Game of Thrones
10. The Goldbergs



MIKE NEIGHBORS

THE MOST INTERESTING COACH IN COLLEGE BASKETBALL
Sixth Season | Career Record: 211-108 (10) | Arkansas Record: 113-67 (6)

Arkansas women's basketball has been transformed into a nationally recognized program in just five short years thanks to head coach Mike Neighbors. During his time back home at his alma mater, Neighbors has guided his Hogs to the best five-year period of sustained success in program history. The proof of his success, and the success of his system, lies in the numbers - Neighbors has accumulated 194 wins during his nine seasons as a head coach, which is the most of any Division I head coach who has been a head coach for nine years.

Entering his sixth season on the bench for Arkansas, the program is coming off its fourth consecutive winning season and second straight NCAA Tournament appearance (would be three had the 2020 NCAA Tournament not have been cancelled due to the COVID-19 pandemic). The Hogs' NCAA Tournament appearance in 2022 marked the first time since 2003 the program had played in back-to-back NCAA Tournaments (2002 and 2003). Arkansas finished yet another season with one of the most prolific offenses in the Southeastern Conference, leading the league in 3-pointers per game (8.1) and 3-point attempts (810), while finishing second in scoring offense (73.6 PPG). Neighbors' 2021-22 team was efficient at taking care of the basketball, leading the league in assist/turnover ratio (1.12) and fewest turnovers per game (11.1), which was fourth in the country. The Hogs were just one of six teams in the nation to commit two turnovers in a game (vs. Missouri on Jan. 9, 2022), which led the country.

Under Neighbors' leadership, Samara Spencer became the first Hog to win SEC Freshman of the Year since 2009, while Amber Ramirez was named an All-SEC Second Team choice and Jersey Wolfenbarger was tabbed to the SEC All-Freshman Team. Ramirez, who played three stellar seasons on the court as a Hog, finished the season second in 3-pointers per game (2.6) and 3-point percentage (40.2), as well as ninth in points per game (15.4) in the SEC. The Hogs were also just one of four SEC schools with 4+ players who averaged double digits (Ramirez [15.4], Makayla Daniels [14.0], Spencer [12.2] and Sasha Goforth [11.5]).

TIMELINE

- Bentonville HS Head Coach 1994-98
- Cabot HS Head Coach 1998-99
- Arkansas Director of Ops 1999-01
- Tulsa Univ. Assistant Coach 2001-05
- Univ. of Colorado Assistant Coach 2005-06
- Univ. of Arkansas Assistant Coach 2006-07
- Xavier Assistant Coach 2007-2011
- Univ. of Washington Assistant Coach 2011-13
- Univ. of Washington Head Coach 2013-17
- Univ. of Arkansas Head Coach 2017-present

COACHING DEVELOPMENT

Coach	w/Nabes	Now
Chantel Osahor	'20, '21	AC Oklahoma
Fred Castro	'14, '15, '16	HC Eastern Michigan
Adia Barnes	'14, '15	HC Arizona
Adam Call	'14	AC George Washington
Morgan Valley	'16	AC UConn
Todd Schaefer	'16-Pres.	AHC Arkansas

COACHING HISTORY

Year	Overall	Pac-12	Finish
2013-14	20-14 (.588)	10-8 (.556)	6
2014-15	23-10 (.697)	11-7 (.611)	5
2015-16	26-11 (.703)	11-7 (.611)	5
2016-17	29-6 (.829)	15-3 (.833)	T-2
UW	98-41 (.705)	47-25 (.662)	

Year	Overall	SEC	Finish
2017-18	13-18 (.419)	3-13 (.188)	T-11
2018-19	22-15 (.611)	6-10 (.375)	10
2019-20	24-8 (.750)	10-6 (.625)	T3
2020-21	19-9 (.679)	9-6 (.600)	T5
2021-22	18-14 (.563)	7-9 (.438)	T8
2022-23	17-3 (.850)	4-1 (.800)	-
Ark	113-67 (.627)	39-45 (.464)	

Totals 211-108 (.661) 86-70 (.551) 10 yrs

PLAYER DEVELOPMENT

YEAR	UNIVERSITY	PLAYER	ROUND	OVERALL	TEAM NOTE
2021	Arkansas	Chelsea Dungee	1	5	Dallas Wings ! @
2021	Arkansas	Destiny Slocum	2	14	Las Vegas Aces ! @
2021	Arizona	Aari McDonald	1	3	Atlanta Dream @
2017	Washington	Kelsey Plum	1	1	San Antonio Stars ! @
					Las Vegas Aces
	Washington	Chantel Osahor	2	21	Chicago Sky ! @
2016	Washington	Talia Walton	3	29	Los Angeles Sparks ! @
2011	Xavier	Amber Harris	1	4	Minnesota Lynx !#
	Xavier	Ta'Shia Phillips	1	8	Atlanta Dream !#
	TAMU/UAFA	Tanisha Smith	2	22	Seattle Storm #
	Colorado	Brittany Spears	2	19	Phoenix Mercury *
2009	Arkansas	Shameka Christon	1	5	New York Liberty S
2008	Arkansas	Lauren Ervin	3	37	Connecticut Sun !#
2006	Tulsa	Megan Moody	-	-	Houston Comets
					Free Agent #
2003	Tulsa	Allison Curtin	1	12	Houston Comets ! #
					Traded to Detroit Shock
	Arkansas	Dana Cherry	2	23	Charlotte Sting S

*- Signed but did not coach

!- At the school when player was drafted

@- Worked with player as a head coach

#- Worked with player as an assistant coach

\$- Worked with player as other (GA, etc)

NABES VS. ARKANSAS HISTORY


Category	NABES	All Others In Program History
Winning Record In SEC Play	2 Seasons	2 Seasons
SEC Tourney Finals	1	0
Top 5 Wins	2	2
Weeks Ranked in AP Top 25	38	63
Top 15 WNBA Draft Picks	2	1
McDonald's AAs Signed	5	1
WBCA AAs	1	1

THE MOST INTERESTING MAN IN COLLEGE BASKETBALL

- Movies: His expansive movie collection includes digital, disk and VHS copies. Did you know he used to work at BlockBuster? On a related note, he also collects books that have been turned into movies.
- Baseballs autographed by movie stars: Ask him about this collection – talk about some good stories.
- Lunch Boxes: Coach collects tin lunch boxes that he carried to school and has them displayed in his home. His first lunch box had KISS on it.
- Hamilton: Nabes is a huge Hamilton fan, and routinely quotes the Broadway musical to players, fans and media alike.
- Athens City Champion: Coach stumbled upon a dart tournament while on a trip to Athens, Georgia. He joined in and was one of the two-man winning team.
- Ask him about shoes, music, movies, guitars, basketball nostalgia – just about anything!



NEIGHBORS VERSUS ...			Furman	1	0	Northwestern State	2	0	Tennessee Martin	1	0
Abilene Christian	2	0	Georgia	1	6	Notre Dame	0	1	Tennessee State	1	0
Alabama	5	1	Grambling State	2	0	Oklahoma	1	2	Tennessee Tech	1	0
Arizona State	2	6	Grand Canyon	1	0	Ole Miss	5	2	Texas A&M	3	8
Arizona	6	0	Hartford	1	0	Oral Roberts	5	0	Texas Tech	1	0
Arkansas State	2	0	Hawai'i	1	0	Oregon State	1	6	Troy	1	0
Auburn	6	1	Houston	2	0	Oregon	5	4	Tulsa	4	0
Baylor	1	0	Idaho	1	0	Pennsylvania	1	0	UAB	1	0
Belmont	2	0	Iowa State	0	1	Pittsburgh	1	1	UAPB	3	0
Boise State	1	0	Jackson State	2	0	Portland	3	1	UC Irvine	1	0
BYU	1	0	Kansas	0	1	Prairie View A&M	1	0	UC Riverside	2	0
California	5	4	Kansas State	2	0	Saint Mary's	0	1	UCLA	4	2
Central Arkansas	3	0	Kent State	1	0	Sam Houston	2	0	USC	6	0
Central Florida	0	1	Kentucky	3	5	Samford	1	0	USF	0	1
Charlotte	1	0	Lamar	1	0	San Diego State	2	0	Utah	7	4
Clemson	1	0	Little Rock	4	0	San Diego	1	0	UT-Arlington	2	0
Colorado State	1	0	Louisiana-Monroe	2	0	Santa Clara	1	0	UTEP	0	2
Colorado	9	0	LSU	3	3	Savannah State	1	0	Vanderbilt	4	2
Connecticut	1	1	McNeese State	1	0	Seattle	4	0	Wake Forest	1	0
Creighton	1	1	Maryland	1	1	SMU	2	0	Washington State	5	3
CSUN	1	0	Miami	0	1	South Carolina	1	8	Weber State	1	0
DePaul	0	1	Mississippi State	3	5	South Dakota	2	0	Wisconsin	3	0
Eastern Washington	1	0	Missouri	9	4	Stanford	3	5	Wright State	0	1
Florida State	1	0	Montana State	2	0	Stony Brook	1	0	Yale	1	0
Florida	4	3	Nebraska	1	1	Syracuse	0	2	TOTALS	211	108
FGCU	1	0	New Mexico State	1	0	Tarleton State	1	0			
Fordham	1	0	New Orleans	1	0	TCU	0	1			
Fresno State	2	0	Northern Arizona	1	0	Tennessee	2	4			





2022-23 Arkansas Women's Basketball Combined Team Statistics All games

Page 1/1
as of Jan 17, 2023

Game Records

Record	Overall	Home	Away	Neutral
ALL GAMES	17-3	9-1	5-0	3-2
CONFERENCE	4-1	2-1	2-0	0-0
NON-CONFERENCE	13-2	7-0	3-0	3-2

Score by Periods

Team	1st	2nd	3rd	4th	OT	TOT
Arkansas	355	378	416	393	3	1545
Opponents	293	249	322	378	4	1246

Team Box Score

No. Player					Total		3-Point		F-Throw		Rebounds													
		GP-GS	MIN	AVG	FG-FGA	FG%	3FG-3FGA	3FG%	FT-FTA	FT%	OFF	DEF	TOT	AVG	PF	DQ	A	TO	BLK	STL	PTS	AVG		
4	BARNUM, Erynn	20-20	533:11	26.7	122-197	.619	5-15	.333	66-112	.589	51	88	139	7.0	44	0	45	35	23	27	315	15.8		
2	SPENCER, Samara	20-20	668:22	33.4	105-248	.423	38-113	.336	60-116	.517	3	84	87	4.4	42	1	91	59	5	21	308	15.4		
43	DANIELS, Makayla	17-17	515:58	30.4	65-173	.376	36-94	.383	63-81	.778	18	53	71	4.2	42	0	51	39	1	26	229	13.5		
34	CARR, Chrissy	20-20	549:40	27.5	75-198	.379	44-137	.321	36-40	.900	15	62	77	3.9	34	0	10	21	3	11	230	11.5		
0	POFFENBARGER, Saylor	20-20	629:06	31.5	68-190	.358	19-86	.221	44-61	.721	20	135	155	7.8	45	0	52	48	21	13	199	10.0		
24	WOLFENBARGER, Jersey	18-3	334:22	18.6	28-83	.337	7-31	.226	19-29	.655	24	55	79	4.4	24	0	5	13	14	7	82	4.6		
30	DAUDA, Maryam	20-0	266:48	13.3	32-78	.410	5-14	.357	13-21	.619	30	34	64	3.2	42	0	14	28	15	7	82	4.1		
11	LANGERMAN, Rylee	20-0	383:48	19.2	23-60	.383	13-37	.351	18-34	.529	29	49	78	3.9	38	0	13	15	2	23	77	3.9		
22	HUGHES, Avery	8-0	22:16	2.8	1-4	.250	0-0	.000	7-10	.700	0	0	0	0.0	3	0	1	3	0	0	9	1.1		
55	ELLIS, Emrie	14-0	86:10	6.2	4-14	.286	2-5	.400	3-4	.750	1	12	13	0.9	8	0	0	5	0	1	13	0.9		
20	JOHNSON, Karley	7-0	22:27	3.2	0-1	.000	0-0	.000	1-2	.500	1	1	2	0.3	1	0	1	0	0	2	1	0.1		
21	LINDSEY, Loren	6-0	12:51	2.1	0-0	.000	0-0	.000	0-0	.000	0	0	0	0.0	0	0	0	0	0	0	0	0.0		
Team											34	47	81					3						
Total		20	4025		523-1246	.420	169-532	.318	330-510	.647	226	620	846	42.3	323	1	283	269	84	138	1545	77.3		
Opponents		20	4025		433-1253	.346	128-427	.300	252-370	.681	242	556	798	39.9	443	14	198	335	55	124	1246	62.3		

Team Statistics

	ARK	OPP
Scoring	1545	1246
Points per game	77.3	62.3
Scoring margin	+15.0	-
Field goals-att	523-1246	433-1253
Field goal pct	.420	.346
3 point fg-att	169-532	128-427
3-point FG pct	.318	.300
3-pt FG made per game	8.5	6.4
Free throws-att	330-510	252-370
Free throw pct	.647	.681
F-Throws made per game	16.5	12.6
Rebounds	846	798
Rebounds per game	42.3	39.9
Rebounding margin	+2.4	-
Assists	283	198
Assists per game	14.2	9.9
Turnovers	269	335
Turnovers per game	13.5	16.8
Turnover margin	+3.3	-
Assist/turnover ratio	1.1	0.6
Steals	138	124
Steals per game	6.9	6.2
Blocks	84	55
Blocks per game	4.2	2.8
Winning streak	4	-
Home win streak	2	-
Attendance	37748	14601
Home games-Avg/Game	10-3775	5-2920
Neutral site-Avg/Game	-	5-1079

Team Results

Date	Opponent		Score	Att.
11/07/2022	at Ark.-Pine Bluff	W	70-50	3128
11/11/2022	Central Ark.	W	72-34	7410
11/14/2022	Tulsa	W	79-70	2511
11/17/2022	Kent St.	W	80-59	2265
11/20/2022	at Little Rock	W	93-49	2879
11/24/2022	vs Northern Ariz.	W	82-73	1024
11/25/2022	vs Clemson	W	76-62	1724
11/26/2022	vs Kansas St.	W	69-53	2024
12/01/2022	Troy	W	87-70	3019
12/04/2022	Oral Roberts	W	92-58	2947
12/08/2022	Lamar University	W	63-50	2268
12/11/2022	Arkansas St.	W	77-63	3826
12/17/2022	at Creighton	W	83-75	1050
12/20/2022	vs Oregon	L	78-85	321
12/21/2022	vs South Fla.	Lot	65-66	303
12/29/2022	LSU	L	45-69	5285
01/01/2023	at Kentucky	W	71-50	3284
01/05/2023	Florida	W	102-74	4524
01/08/2023	at Missouri	W	77-55	4260
01/16/2023	Vanderbilt	W	84-81	3693



2022-23 Arkansas Women's Basketball Combined Team Statistics In Conference games

Page 1/1
as of Jan 17, 2023

Game Records

Record	Overall	Home	Away	Neutral
ALL GAMES	4-1	2-1	2-0	0-0
CONFERENCE	4-1	2-1	2-0	0-0
NON-CONFERENCE	0-0	0-0	0-0	0-0

Score by Periods

Team	1st	2nd	3rd	4th	OT	TOT
Arkansas	68	97	99	115	0	379
Opponents	62	70	91	106	0	329

Team Box Score

No.	Player				Total		3-Point		F-Throw		Rebounds												
		GP-GS	MIN	AVG	FG-FGA	FG%	3FG-3FGA	3FG%	FT-FTA	FT%	OFF	DEF	TOT	AVG	PF	DQ	A	TO	BLK	STL	PTS	AVG	
4	BARNUM, Erynn	5-5	148:40	29.7	30-53	.566	1-4	.250	17-32	.531	14	26	40	8.0	12	0	21	8	7	5	78	15.6	
0	POFFENBARGER, Saylor	5-5	143:33	28.7	25-57	.439	3-17	.176	18-21	.857	5	24	29	5.8	13	0	8	13	4	1	71	14.2	
2	SPENCER, Samara	5-5	174:14	34.8	24-54	.444	9-26	.346	7-13	.538	1	20	21	4.2	9	0	21	12	1	5	64	12.8	
43	DANIELS, Makayla	5-5	152:24	30.5	16-47	.340	11-32	.344	19-22	.864	6	14	20	4.0	14	0	15	11	0	4	62	12.4	
34	CARR, Chrissy	5-5	140:33	28.1	21-52	.404	11-33	.333	4-4	1.000	2	15	17	3.4	12	0	4	7	2	4	57	11.4	
11	LANGERMAN, Rylee	5-0	91:39	18.3	5-15	.333	4-9	.444	4-7	.571	7	12	19	3.8	9	0	3	3	1	8	18	3.6	
24	WOLFENBARGER, Jersey	5-0	79:13	15.8	6-17	.353	0-3	.000	3-4	.750	5	15	20	4.0	7	0	2	5	4	2	15	3.0	
55	ELLIS, Emrie	3-0	09:08	3.0	1-1	1.000	1-1	1.000	2-2	1.000	0	2	2	0.7	0	0	0	0	0	0	5	1.7	
30	DAUDA, Maryam	5-0	51:15	10.2	3-12	.250	1-3	.333	0-0	.000	4	4	8	1.6	7	0	4	4	3	1	7	1.4	
22	HUGHES, Avery	3-0	05:54	2.0	0-0	.000	0-0	.000	2-4	.500	0	0	0	0.0	0	0	0	1	0	0	2	0.7	
21	LINDSEY, Loren	1-0	01:38	1.6	0-0	.000	0-0	.000	0-0	.000	0	0	0	0.0	0	0	0	0	0	0	0	0.0	
20	JOHNSON, Karley	1-0	01:50	1.8	0-0	.000	0-0	.000	0-0	.000				0.0	1	0	0	0	0	0	0	0.0	
											8	9	17										
Total		5	1000		131-308	.425	41-128	.320	76-109	.697	52	141	193	38.6	84	0	78	64	22	30	379	75.8	
Opponents		5	1000		107-321	.333	31-99	.313	84-114	.737	80	130	210	42.0	104	3	49	77	13	39	329	65.8	

Team Statistics

	ARK	OPP
Scoring	379	329
Points per game	75.8	65.8
Scoring margin	+10.0	-
Field goals-att	131-308	107-321
Field goal pct	.425	.333
3 point fg-att	41-128	31-99
3-point FG pct	.320	.313
3-pt FG made per game	8.2	6.2
Free throws-att	76-109	84-114
Free throw pct	.697	.737
F-Throws made per game	15.2	16.8
Rebounds	193	210
Rebounds per game	38.6	42.0
Rebounding margin	-3.4	-
Assists	78	49
Assists per game	15.6	9.8
Turnovers	64	77
Turnovers per game	12.8	15.4
Turnover margin	+2.6	-
Assist/turnover ratio	1.2	0.6
Steals	30	39
Steals per game	6.0	7.8
Blocks	22	13
Blocks per game	4.4	2.6
Winning streak	4	-
Home win streak	2	-
Attendance	13502	7544
Home games-Avg/Game	3-4501	2-3772
Neutral site-Avg/Game	-	0-0

Team Results

Date	Opponent		Score	Att.
12/29/2022	LSU	L	45-69	5285
01/01/2023	at Kentucky	W	71-50	3284
01/05/2023	Florida	W	102-74	4524
01/08/2023	at Missouri	W	77-55	4260
01/16/2023	Vanderbilt	W	84-81	3693



2022-23 Arkansas Women's Basketball Team High/Low Analysis All games

Page 1/4
as of Jan 18, 2023

Arkansas - Game Highs

POINTS	102		Florida (01/05/2023)
	93		at Little Rock (11/20/2022)
	92		Oral Roberts (12/04/2022)
	87		Troy (12/01/2022)
	84		Vanderbilt (01/16/2023)
FIELD GOALS MADE	33		Oral Roberts (12/04/2022)
	32		Florida (01/05/2023)
FIELD GOAL ATTEMPTS	77		vs Oregon (N) (12/20/2022)
	74		Oral Roberts (12/04/2022)
FIELD GOAL PERCENTAGE	.625	(30-48)	at Little Rock (11/20/2022)
	.492	(32-65)	Florida (01/05/2023)
3 PT FG MADE	12		Florida (01/05/2023)
	12		vs Oregon (N) (12/20/2022)
	12		at Creighton (12/17/2022)
3 PT FG ATTEMPTS	39		Tulsa (11/14/2022)
	37		Troy (12/01/2022)
3 PT FG PERCENTAGE	.526	(10-19)	at Little Rock (11/20/2022)
	.462	(12-26)	at Creighton (12/17/2022)
FREE THROWS MADE	26		Florida (01/05/2023)
	25		Vanderbilt (01/16/2023)
FREE THROW ATTEMPTS	46		at Ark.-Pine Bluff (11/07/2022)
	35		Vanderbilt (01/16/2023)
	35		Florida (01/05/2023)
	35		vs Clemson (N) (11/25/2022)
	35		Central Ark. (11/11/2022)
FREE THROW PERCENTAGE	.818	(9-11)	at Kentucky (01/01/2023)
	.767	(23-30)	at Little Rock (11/20/2022)
REBOUNDS	57		Oral Roberts (12/04/2022)
	56		at Ark.-Pine Bluff (11/07/2022)
ASSISTS	23		Florida (01/05/2023)
	22		at Kentucky (01/01/2023)
STEALS	12		at Ark.-Pine Bluff (11/07/2022)
	10		LSU (12/29/2022)
	10		vs South Fla. (N) (12/21/2022)
BLOCKED SHOTS	9		Lamar University (12/08/2022)
	9		Oral Roberts (12/04/2022)
TURNOVERS	23		vs Clemson (N) (11/25/2022)
	22		at Little Rock (11/20/2022)
FOULS	22		Florida (01/05/2023)
	22		at Little Rock (11/20/2022)



**2022-23 Arkansas Women's Basketball
Team High/Low Analysis
All games**

Page 3/4
as of Jan 18, 2023

Arkansas - Game Lows

POINTS	45	LSU (12/29/2022)
	63	Lamar University (12/08/2022)
	65	vs South Fla. (N) (12/21/2022)
	69	vs Kansas St. (N) (11/26/2022)
	70	at Ark.-Pine Bluff (11/07/2022)
FIELD GOALS MADE	17	LSU (12/29/2022)
	21	vs South Fla. (N) (12/21/2022)
	21	Lamar University (12/08/2022)
FIELD GOAL ATTEMPTS	48	Lamar University (12/08/2022)
	48	vs Clemson (N) (11/25/2022)
	48	at Little Rock (11/20/2022)
FIELD GOAL PERCENTAGE	.279 (17-61)	LSU (12/29/2022)
	.314 (22-70)	at Ark.-Pine Bluff (11/07/2022)
3 PT FG MADE	5	vs Northern Ariz. (N) (11/24/2022)
	5	at Ark.-Pine Bluff (11/07/2022)
3 PT FG ATTEMPTS	19	at Little Rock (11/20/2022)
	21	at Ark.-Pine Bluff (11/07/2022)
3 PT FG PERCENTAGE	.214 (6-28)	Arkansas St. (12/11/2022)
	.217 (5-23)	vs Northern Ariz. (N) (11/24/2022)
FREE THROWS MADE	5	LSU (12/29/2022)
	9	at Kentucky (01/01/2023)
FREE THROW ATTEMPTS	11	at Kentucky (01/01/2023)
	12	LSU (12/29/2022)
FREE THROW PERCENTAGE	.417 (5-12)	LSU (12/29/2022)
	.452 (14-31)	Lamar University (12/08/2022)
REBOUNDS	30	LSU (12/29/2022)
	31	vs South Fla. (N) (12/21/2022)
ASSISTS	7	LSU (12/29/2022)
	9	at Ark.-Pine Bluff (11/07/2022)
STEALS	3	at Little Rock (11/20/2022)
	4	Florida (01/05/2023)
	4	at Kentucky (01/01/2023)
	4	vs Oregon (N) (12/20/2022)
BLOCKED SHOTS	1	vs Clemson (N) (11/25/2022)
	2	LSU (12/29/2022)
	2	at Creighton (12/17/2022)
	2	at Little Rock (11/20/2022)
	2	Tulsa (11/14/2022)
	2	at Ark.-Pine Bluff (11/07/2022)
TURNOVERS	8	Oral Roberts (12/04/2022)
	9	vs Oregon (N) (12/20/2022)
	9	Tulsa (11/14/2022)
FOULS	11	Arkansas St. (12/11/2022)
	12	at Missouri (01/08/2023)
	12	Kent St. (11/17/2022)



2022-23 Arkansas Women's Basketball Category Leaders All games

Page 1/3
as of Jan 18, 2023

Points

##	Player	G	Pts	Pts/G
4	Barnum, Erynn	20	315	15.8
2	Spencer, Samara	20	308	15.4
34	Carr, Chrissy	20	230	11.5
43	Daniels, Makayla	17	229	13.5
0	Poffenbarger, Saylor	20	199	10.0
24	Wolfenbarger, Jersey	18	82	4.6
30	Dauda, Maryam	20	82	4.1
11	Langerman, Rylee	20	77	3.9
55	Ellis, Emrie	14	13	0.9
22	Hughes, Avery	8	9	1.1
20	Johnson, Karley	7	1	0.1

Scoring Average

##	Player	G	Pts	Pts/G
4	Barnum, Erynn	20	315	15.8
2	Spencer, Samara	20	308	15.4
43	Daniels, Makayla	17	229	13.5
34	Carr, Chrissy	20	230	11.5
0	Poffenbarger, Saylor	20	199	10.0
24	Wolfenbarger, Jersey	18	82	4.6
30	Dauda, Maryam	20	82	4.1
11	Langerman, Rylee	20	77	3.9
22	Hughes, Avery	8	9	1.1
55	Ellis, Emrie	14	13	0.9
20	Johnson, Karley	7	1	0.1

Field Goal Percentage

##	Player	FG	Att	Pct
4	Barnum, Erynn	122	197	.619
2	Spencer, Samara	105	248	.423
30	Dauda, Maryam	32	78	.410
11	Langerman, Rylee	23	60	.383
34	Carr, Chrissy	75	198	.379
43	Daniels, Makayla	65	173	.376
0	Poffenbarger, Saylor	68	190	.358
24	Wolfenbarger, Jersey	28	83	.337
55	Ellis, Emrie	4	14	.286
22	Hughes, Avery	1	4	.250

Field Goal Attempts

##	Player	G	Att	Att/G
2	Spencer, Samara	20	248	12.4
34	Carr, Chrissy	20	198	9.9
4	Barnum, Erynn	20	197	9.9
0	Poffenbarger, Saylor	20	190	9.5
43	Daniels, Makayla	17	173	10.2

Field Goals Made

##	Player	G	Made	Made/G
4	Barnum, Erynn	20	122	6.1
2	Spencer, Samara	20	105	5.3
34	Carr, Chrissy	20	75	3.8
0	Poffenbarger, Saylor	20	68	3.4
43	Daniels, Makayla	17	65	3.8

3-Point FG Percentage

##	Player	3FG	Att	Pct
55	Ellis, Emrie	2	5	.400
43	Daniels, Makayla	36	94	.383
30	Dauda, Maryam	5	14	.357
11	Langerman, Rylee	13	37	.351
2	Spencer, Samara	38	113	.336
4	Barnum, Erynn	5	15	.333
34	Carr, Chrissy	44	137	.321
24	Wolfenbarger, Jersey	7	31	.226
0	Poffenbarger, Saylor	19	86	.221

3-Point FG Attempts

##	Player	G	Att	Att/G
34	Carr, Chrissy	20	137	6.9
2	Spencer, Samara	20	113	5.7
43	Daniels, Makayla	17	94	5.5
0	Poffenbarger, Saylor	20	86	4.3
11	Langerman, Rylee	20	37	1.9

3-Point FG Made

##	Player	G	Made	Made/G
34	Carr, Chrissy	20	44	2.2
2	Spencer, Samara	20	38	1.9
43	Daniels, Makayla	17	36	2.1
0	Poffenbarger, Saylor	20	19	1.0
11	Langerman, Rylee	20	13	0.7

Free Throw Percentage

##	Player	Made	Att	Pct
34	Carr, Chrissy	36	40	.900
43	Daniels, Makayla	63	81	.778
55	Ellis, Emrie	3	4	.750
0	Poffenbarger, Saylor	44	61	.721
22	Hughes, Avery	7	10	.700
24	Wolfenbarger, Jersey	19	29	.655
30	Dauda, Maryam	13	21	.619
4	Barnum, Erynn	66	112	.589
11	Langerman, Rylee	18	34	.529
2	Spencer, Samara	60	116	.517
20	Johnson, Karley	1	2	.500

Rebounds

##	Player	G	Reb	Reb/G
0	Poffenbarger, Saylor	20	155	7.8
4	Barnum, Erynn	20	139	7.0
2	Spencer, Samara	20	87	4.4
24	Wolfenbarger, Jersey	18	79	4.4
11	Langerman, Rylee	20	78	3.9

Rebounds Average

##	Player	G	Reb	Reb/G
0	Poffenbarger, Saylor	20	155	7.8
4	Barnum, Erynn	20	139	7.0
24	Wolfenbarger, Jersey	18	79	4.4
2	Spencer, Samara	20	87	4.4
43	Daniels, Makayla	17	71	4.2

Offensive Rebounds

##	Player	G	OReb	OReb/G
4	Barnum, Erynn	20	51	2.6
30	Dauda, Maryam	20	30	1.5
11	Langerman, Rylee	20	29	1.5
24	Wolfenbarger, Jersey	18	24	1.3
0	Poffenbarger, Saylor	20	20	1.0

Defensive Rebounds

##	Player	G	DReb	DReb/G
0	Poffenbarger, Saylor	20	135	6.8
4	Barnum, Erynn	20	88	4.4
2	Spencer, Samara	20	84	4.2
34	Carr, Chrissy	20	62	3.1
24	Wolfenbarger, Jersey	18	55	3.1

Fouls

##	Player	G	PF	PF/G
0	Poffenbarger, Saylor	20	45	2.3
4	Barnum, Erynn	20	44	2.2
2	Spencer, Samara	20	42	2.1
43	Daniels, Makayla	17	42	2.5
30	Dauda, Maryam	20	42	2.1

Foul Outs

##	Player	G	FO
2	Spencer, Samara	20	1

Free Throw Attempts

##	Player	G	Att	Att/G
2	Spencer, Samara	20	116	5.8
4	Barnum, Erynn	20	112	5.6
43	Daniels, Makayla	17	81	4.8
0	Poffenbarger, Saylor	20	61	3.1
34	Carr, Chrissy	20	40	2.0

Free Throws Made

##	Player	G	Made	Made/G
4	Barnum, Erynn	20	66	3.3
43	Daniels, Makayla	17	63	3.7
2	Spencer, Samara	20	60	3.0
0	Poffenbarger, Saylor	20	44	2.2
34	Carr, Chrissy	20	36	1.8

Assists

##	Player	G	Ast	Ast/G
2	Spencer, Samara	20	91	4.6
0	Poffenbarger, Saylor	20	52	2.6
43	Daniels, Makayla	17	51	3.0
4	Barnum, Erynn	20	45	2.3
30	Dauda, Maryam	20	14	0.7

Steals

##	Player	G	Stl	Stl/G
4	Barnum, Erynn	20	27	1.4
43	Daniels, Makayla	17	26	1.5
11	Langerman, Rylee	20	23	1.2
2	Spencer, Samara	20	21	1.1
0	Poffenbarger, Saylor	20	13	0.7

Blocked Shots

##	Player	G	Blk	Blk/G
4	Barnum, Erynn	20	23	1.2
0	Poffenbarger, Saylor	20	21	1.1
30	Dauda, Maryam	20	15	0.8
24	Wolfenbarger, Jersey	18	14	0.8
2	Spencer, Samara	20	5	0.3

Minutes

##	Player	G	Min	Min/G
2	Spencer, Samara	20	668	33:25
0	Poffenbarger, Saylor	20	629	31:27
34	Carr, Chrissy	20	550	27:29
4	Barnum, Erynn	20	533	26:40
43	Daniels, Makayla	17	516	30:21

Turnovers

##	Player	G	TO	TO/G
2	Spencer, Samara	20	59	3.0
0	Poffenbarger, Saylor	20	48	2.4
43	Daniels, Makayla	17	39	2.3
4	Barnum, Erynn	20	35	1.8
30	Dauda, Maryam	20	28	1.4



2022-23 Arkansas Women's Basketball Points-rebounds-assists All games

Page 1/1
as of Jan 18, 2023

Opponent	Date	Score		0	2	4	11	20	21	22	24	30	34	43
				POFFENBARG	SPENCER, SA	BARNUM, ERY	LANGERMAN, JOHNSON, KA	LINDSEY, LO	HUGHES, AVE	WOLFENBARG	DAUDA, MARY	CARR, CHRIS	DANIELS, MA	
at Ark.-Pine Bluff	11/07/2022	70-50	W	11-8-2	15-4-4	15-11-1	4-6-0	DNP	DNP	DNP	7-7-0	4-3-1	10-3-0	4-6-1
Central Ark.	11/11/2022	72-34	W	2-7-1	5-2-3	19-9-2	9-4-0	0-0-0	0-0-0	DNP	5-1-0	10-5-0	8-8-0	14-2-4
Tulsa	11/14/2022	79-70	W	2-10-3	13-3-4	27-8-0	10-5-1	DNP	DNP	DNP	2-0-0	3-3-0	3-6-0	19-9-3
Kent St.	11/17/2022	80-59	W	2-6-1	22-7-7	20-6-1	5-2-2	0-1-0	DNP	0-0-1	4-6-0	6-5-1	12-4-1	9-2-5
at Little Rock	11/20/2022	93-49	W	9-9-1	11-7-6	15-9-1	3-0-0	1-0-1	0-0-0	2-0-0	6-5-1	7-4-2	22-2-0	12-3-4
vs Northern Ariz.	11/24/2022	82-73	W	13-5-2	27-4-2	7-7-2	3-2-1	DNP	DNP	DNP	2-4-0	5-4-1	7-7-0	18-6-4
vs Clemson	11/25/2022	76-62	W	15-9-1	3-5-6	14-9-1	3-0-0	DNP	DNP	DNP	1-4-1	0-3-0	19-4-1	21-5-2
vs Kansas St.	11/26/2022	69-53	W	9-6-6	6-8-4	17-4-1	0-4-0	0-0-0	0-0-0	0-0-0	1-2-0	5-4-0	18-4-0	13-6-2
Troy	12/01/2022	87-70	W	9-3-5	19-3-6	18-8-2	1-5-3	0-1-0	0-0-0	4-0-0	11-3-0	0-7-0	14-3-0	10-3-4
Oral Roberts	12/04/2022	92-58	W	14-13-5	32-2-3	6-5-4	3-5-1	0-0-0	0-0-0	1-0-0	9-12-1	10-8-1	15-5-1	DNP
Lamar University	12/08/2022	63-50	W	17-12-3	17-0-4	5-8-3	0-6-0	DNP	DNP	DNP	4-6-0	2-0-0	18-2-0	DNP
Arkansas St.	12/11/2022	77-63	W	1-9-5	19-4-4	16-1-0	5-5-1	DNP	DNP	DNP	15-6-0	11-8-1	10-6-0	DNP
at Creighton	12/17/2022	83-75	W	16-11-3	26-4-4	15-2-4	6-5-0	DNP	DNP	DNP	0-3-0	4-1-1	4-2-0	12-2-3
vs Oregon	12/20/2022	78-85	L	5-11-3	20-7-10	22-9-0	7-7-0	DNP	DNP	DNP	DNP	6-1-1	3-1-3	15-3-1
vs South Fla.	12/21/2022	65-66	Lot	3-7-3	9-6-3	21-3-2	0-3-1	DNP	DNP	DNP	DNP	2-0-1	10-3-0	20-4-3
LSU	12/29/2022	45-69	L	1-3-1	17-1-1	7-4-1	0-2-0	DNP	DNP	0-0-0	1-6-0	3-2-0	6-4-1	10-6-3
at Kentucky	01/01/2023	71-50	W	17-7-3	6-2-5	17-8-7	6-7-1	DNP	DNP	0-0-0	4-3-0	2-3-1	8-4-1	11-2-4
Florida	01/05/2023	102-74	W	16-8-2	16-4-6	15-8-6	8-3-2	0-0-0	0-0-0	2-0-0	8-7-1	0-1-3	16-1-1	16-1-2
at Missouri	01/08/2023	77-55	W	24-6-1	2-9-6	21-11-2	3-4-0	DNP	DNP	DNP	2-3-0	0-1-0	16-4-1	9-5-2
Vanderbilt	01/16/2023	84-81	W	13-5-1	23-5-3	18-9-5	1-3-0	DNP	DNP	DNP	0-1-1	2-1-0	11-4-0	16-6-4

Opponent	Date	Score		55
				ELLIS, EMRI
at Ark.-Pine Bluff	11/07/2022	70-50	W	0-2-0
Central Ark.	11/11/2022	72-34	W	0-4-0
Tulsa	11/14/2022	79-70	W	DNP
Kent St.	11/17/2022	80-59	W	0-1-0
at Little Rock	11/20/2022	93-49	W	5-2-0
vs Northern Ariz.	11/24/2022	82-73	W	0-0-0
vs Clemson	11/25/2022	76-62	W	DNP
vs Kansas St.	11/26/2022	69-53	W	0-0-0
Troy	12/01/2022	87-70	W	1-0-0
Oral Roberts	12/04/2022	92-58	W	2-1-0
Lamar University	12/08/2022	63-50	W	0-0-0
Arkansas St.	12/11/2022	77-63	W	DNP
at Creighton	12/17/2022	83-75	W	DNP
vs Oregon	12/20/2022	78-85	L	0-1-0
vs South Fla.	12/21/2022	65-66	Lot	0-0-0
LSU	12/29/2022	45-69	L	0-0-0
at Kentucky	01/01/2023	71-50	W	0-1-0
Florida	01/05/2023	102-74	W	5-1-0
at Missouri	01/08/2023	77-55	W	DNP
Vanderbilt	01/16/2023	84-81	W	DNP



2022-23 Arkansas Women's Basketball
Player Highs Analysis
All games

Page 1/4
as of Jan 18, 2023

Arkansas - Individual Game Highs

POINTS	32		Samara Spencer vs Oral Roberts (12/04/2022)
	27		Samara Spencer vs Northern Ariz. (N) (11/24/2022)
	27		Erynn Barnum vs Tulsa (11/14/2022)
	26		Samara Spencer at Creighton (12/17/2022)
	24		Saylor Poffenbarger at Missouri (01/08/2023)
FIELD GOALS MADE	10		Samara Spencer at Creighton (12/17/2022)
	10		Samara Spencer vs Oral Roberts (12/04/2022)
	10		Samara Spencer vs Northern Ariz. (N) (11/24/2022)
	10		Erynn Barnum vs Tulsa (11/14/2022)
FIELD GOAL ATTEMPTS	21		Samara Spencer vs Northern Ariz. (N) (11/24/2022)
	19		Makayla Daniels vs Tulsa (11/14/2022)
FIELD GOAL PERCENTAGE (min 5 made)	1.000	(8-8)	Erynn Barnum vs Arkansas St. (12/11/2022)
	1.000	(5-5)	Erynn Barnum at Little Rock (11/20/2022)
3 PT FG MADE	6		Samara Spencer vs Oral Roberts (12/04/2022)
	5		Samara Spencer at Creighton (12/17/2022)
	5		Chrissy Carr vs Clemson (N) (11/25/2022)
3 PT FG ATTEMPTS	12		Chrissy Carr vs Oral Roberts (12/04/2022)
	11		Makayla Daniels vs South Fla. (N) (12/21/2022)
	11		Samara Spencer vs Tulsa (11/14/2022)
3 PT FG PERCENTAGE (min 2 made)	1.000	(2-2)	Rylee Langerman vs Oregon (N) (12/20/2022)
	.750	(6-8)	Samara Spencer vs Oral Roberts (12/04/2022)
	.750	(3-4)	Erynn Barnum vs Oregon (N) (12/20/2022)
	.750	(3-4)	Makayla Daniels at Little Rock (11/20/2022)
FREE THROWS MADE	9		Erynn Barnum vs Central Ark. (11/11/2022)
	8		Makayla Daniels vs Vanderbilt (01/16/2023)
	8		Makayla Daniels vs Northern Ariz. (N) (11/24/2022)
FREE THROW ATTEMPTS	16		Samara Spencer vs Lamar University (12/08/2022)
	13		Erynn Barnum at Ark.-Pine Bluff (11/07/2022)
FREE THROW PERCENTAGE (min 3 made)	1.000	(9-9)	Erynn Barnum vs Central Ark. (11/11/2022)
	1.000	(5-5)	Jersey Wolfenbarger vs Oral Roberts (12/04/2022)
	1.000	(4-4)	Chrissy Carr at Creighton (12/17/2022)
	1.000	(4-4)	Makayla Daniels vs Troy (12/01/2022)
	1.000	(4-4)	Chrissy Carr at Little Rock (11/20/2022)
	1.000	(3-3)	Saylor Poffenbarger vs Florida (01/05/2023)
	1.000	(3-3)	Makayla Daniels vs Kansas St. (N) (11/26/2022)
REBOUNDS	13		Saylor Poffenbarger vs Oral Roberts (12/04/2022)
	12		Saylor Poffenbarger vs Lamar University (12/08/2022)
	12		Jersey Wolfenbarger vs Oral Roberts (12/04/2022)
ASSISTS	10		Samara Spencer vs Oregon (N) (12/20/2022)
	7		Erynn Barnum at Kentucky (01/01/2023)
	7		Samara Spencer vs Kent St. (11/17/2022)
STEALS	5		Erynn Barnum vs Clemson (N) (11/25/2022)
	4		Rylee Langerman vs South Fla. (N) (12/21/2022)
	4		Samara Spencer vs Northern Ariz. (N) (11/24/2022)
	4		Makayla Daniels vs Kent St. (11/17/2022)
	4		Rylee Langerman vs Tulsa (11/14/2022)
	4		Makayla Daniels vs Central Ark. (11/11/2022)
	4		Rylee Langerman at Ark.-Pine Bluff (11/07/2022)
BLOCKED SHOTS	4		Erynn Barnum at Ark.-Pine Bluff (11/07/2022)
	4		Jersey Wolfenbarger vs Oral Roberts (12/04/2022)
	3		Erynn Barnum at Kentucky (01/01/2023)
	3		Jersey Wolfenbarger vs Lamar University (12/08/2022)
	3		Saylor Poffenbarger vs Lamar University (12/08/2022)
	3		Maryam Dauda vs Northern Ariz. (N) (11/24/2022)
	3		Saylor Poffenbarger vs Kent St. (11/17/2022)
TURNOVERS	3		Erynn Barnum vs Central Ark. (11/11/2022)
	8		Samara Spencer vs Clemson (N) (11/25/2022)
	6		Saylor Poffenbarger at Kentucky (01/01/2023)
	6		Saylor Poffenbarger at Creighton (12/17/2022)
	6		Makayla Daniels vs Clemson (N) (11/25/2022)
	6		Samara Spencer at Little Rock (11/20/2022)
FOULS	5		Samara Spencer vs Oregon (N) (12/20/2022)
	4		Makayla Daniels at Missouri (01/08/2023)
	4		Erynn Barnum vs Florida (01/05/2023)
	4		Makayla Daniels at Kentucky (01/01/2023)
	4		Saylor Poffenbarger vs LSU (12/29/2022)
	4		Maryam Dauda vs South Fla. (N) (12/21/2022)
	4		Erynn Barnum vs Oregon (N) (12/20/2022)
	4		Makayla Daniels at Creighton (12/17/2022)
	4		Samara Spencer vs Lamar University (12/08/2022)
	4		Saylor Poffenbarger vs Oral Roberts (12/04/2022)
	4		Makayla Daniels vs Troy (12/01/2022)
	4		Maryam Dauda vs Troy (12/01/2022)
	4		Makayla Daniels vs Clemson (N) (11/25/2022)
	4		Rylee Langerman vs Clemson (N) (11/25/2022)
	4		Makayla Daniels vs Northern Ariz. (N) (11/24/2022)
	4		Maryam Dauda at Little Rock (11/20/2022)
	4		Saylor Poffenbarger vs Tulsa (11/14/2022)
	4		Samara Spencer at Ark.-Pine Bluff (11/07/2022)
	4		Maryam Dauda at Ark.-Pine Bluff (11/07/2022)



0 Saylor Poffenbarger | R-Fr. | 6-2 | G | Middletown, Conn. (Middletown HS) | UConn

POFFENBARGER BENCHMARK STATS

2022-23 SEASON HIGHS

Points	24	at Missouri	1-8-23
FG Made	8	at Missouri	1-8-23*
FG Att.	17	at Kentucky	1-1-23
3FG Made	2	at Missouri	1-8-23*
3FG Att.	9	at UAPB	11-7-22
FT Made	7	vs. Vanderbilt	1-16-23
FT Att.	8	vs. Vanderbilt	1-16-23
Off. Reb.	4	at #16 Creighton	12-17-22
Def. Reb.	13	vs. Oral Roberts	12-4-22
Rebounds	13	vs. Oral Roberts	12-14-22
Assists	6	vs. #25 K-State	11-26-22
Blocks	3	vs. Lamar	12-8-22*
Steals	2	at #16 Creighton	12-17-22*
Minutes	39	vs. USF	12-21-22

CAREER HIGHS

Points	24	at Missouri	1-8-23
FG Made	8	at Missouri	1-8-23*
FG Att.	17	at Kentucky	1-1-23
3FG Made	2	at Missouri	1-8-23*
3FG Att.	9	at UAPB	11-7-22
FT Made	6	at Missouri	1-8-23
FT Att.	7	at Missouri	1-8-23
Off. Reb.	4	at #16 Creighton	12-17-22
Def. Reb.	13	vs. Oral Roberts	12-4-22
Rebounds	13	vs. Oral Roberts	12-14-22
Assists	6	vs. #25 K-State	11-26-22
Blocks	3	vs. Lamar	12-8-22*
Steals	2	at #16 Creighton	12-17-22*
Minutes	39	vs. USF	12-21-22

SEC HIGHS

Points	24	at Missouri	1-8-23
FG Made	8	at Missouri	1-8-23*
FG Att.	17	at Kentucky	1-1-23
3FG Made	2	at Missouri	1-8-23
3FG Att.	7	at Missouri	1-8-23
FT Made	7	vs. Vanderbilt	1-16-23
FT Att.	8	vs. Vanderbilt	1-16-23
Off. Reb.	2	at Kentucky	1-1-23
Def. Reb.	7	vs. Florida	1-5-23
Rebounds	8	vs. Florida	1-5-23
Assists	3	at Kentucky	1-1-23
Blocks	2	at Kentucky	1-1-23
Steals	1	vs. Vanderbilt	1-16-23
Minutes	36	vs. Vanderbilt	1-16-23*

NOTABLES

Stat	22-23	Career
Double Figure Pts	10	10
Double Figure Rebs	5	5
Double-Doubles	3	3
5+ Assists	4	4
5+ Blocks	-	-
5+ Steals	-	-
Led Team in Pts	3	3
Led Team in Reb	10	10
20+ Points	1	1
30+ Points	-	-

* Most Recent

GAME NOTES

- Tabbed SEC Freshman of the Week for the fifth time, leads the league, after logging 13 points and five boards in win over Vanderbilt
- Tallied career-high 24 points and six rebounds at Missouri
- Logged third double-double with 16 points and 11 rebounds against No. 16/16 Creighton
- A versatile player who can be put in positions one through five during a game
- Ranks second in defensive rebounds/game (6.8), fifth rebounding (7.8) and eighth minutes (31.5) in SEC
- Believed to be one of two three-year freshmen in the country (Ellie Foster from UNI the other one)
- Enrolled early at UConn in Jan. 2021
- Won gold at the 2019 FIBA Americas U16 Championship

WHO IS SAYLOR POFFENBARGER?

- Majoring in recreation and sport management
- Plays for her little brother that passed away
- Comes from an athletic family: mother, Amy, played basketball at Missouri and was a huge influence on Saylor's basketball journey, and three of her brothers play quarterback: Reese (21) – starting quarterback for Albany, Brittin (15) – freshman in HS football and Higgins (10) – fourth grade football player
- Played against teammate Makayla Daniels a few times and was on the same AAU team as her at one point
- Favorite movie: Legally Blonde

#0 POFFENBARGER, Saylor

Opponent	Date	GS	MIN	Total		3-Pointers		Free Throws		Rebounds		PF	A	TO	BLK	STL	PTS	AVG			
				FG-FGA	PCT	3FG-3FGA	PCT	FT-FTA	PCT	OFF	DEF								TOT	AVG	
at Ark.-Pine Bluff	11/07/2022	*	27:35	3-14	.214	2-9	.222	3-6	.500	2	6	8	8.0	1	2	2	1	11	11.0		
Central Ark.	11/11/2022	*	30:24	0-5	.000	0-3	.000	2-4	.500	0	7	7	7.5	1	1	2	2	0	6.5		
Tulsa	11/14/2022	*	28:35	1-4	.250	0-2	.000	0-0	.000	2	8	10	8.3	4	3	0	0	1	2	5.0	
Kent St.	11/17/2022	*	29:51	0-7	.000	0-3	.000	2-2	1.000	1	5	6	7.8	0	1	1	3	1	2	4.3	
at Little Rock	11/20/2022	*	27:53	3-4	.750	0-1	.000	3-4	.750	0	9	9	8.0	3	1	3	0	0	9	5.2	
vs Northern Ariz.	11/24/2022	*	31:41	4-10	.400	2-6	.333	3-4	.750	2	3	5	7.5	3	2	4	1	1	13	6.5	
vs Clemson	11/25/2022	*	37:48	5-8	.625	2-4	.500	3-4	.750	0	9	9	7.7	2	1	4	0	1	15	7.7	
vs Kansas St.	11/26/2022	*	35:26	3-8	.375	2-4	.500	1-2	.500	1	5	6	7.5	2	6	2	2	1	9	7.9	
Troy	12/01/2022	*	24:18	3-8	.375	1-4	.250	2-2	1.000	0	3	3	7.0	1	5	3	1	0	9	8.0	
Oral Roberts	12/04/2022	*	26:09	5-11	.455	1-3	.333	3-4	.750	0	13	13	7.6	4	5	0	1	0	14	8.6	
Lamar University	12/08/2022	*	37:37	7-13	.538	2-5	.400	1-3	.333	2	10	12	8.0	3	3	5	3	2	17	9.4	
Arkansas St.	12/11/2022	*	36:55	0-11	.000	0-8	.000	1-2	.500	0	9	9	8.1	1	5	1	1	1	1	8.7	
at Creighton	12/17/2022	*	37:44	6-16	.375	2-7	.286	2-3	.667	4	7	11	8.3	3	3	6	0	2	16	9.2	
vs Oregon	12/20/2022	*	34:09	2-9	.222	1-6	.167	0-0	.000	1	10	11	8.5	3	3	2	1	1	5	8.9	
vs South Fla.	12/21/2022	*	39:28	1-5	.200	1-4	.250	0-0	.000	0	7	7	8.4	1	3	0	1	1	3	8.5	
LSU	12/29/2022	*	20:03	0-5	.000	0-1	.000	1-2	.500	0	3	3	8.1	4	1	1	0	0	1	8.1	
at Kentucky	01/01/2023	*	33:57	8-17	.471	0-3	.000	1-1	1.000	2	5	7	8.0	2	3	6	2	0	17	8.6	
Florida	01/05/2023	*	17:42	6-8	.750	1-2	.500	3-3	1.000	1	7	8	8.0	3	2	2	1	0	16	9.0	
at Missouri	01/08/2023	*	35:36	8-16	.500	2-7	.286	6-7	.857	1	5	6	7.9	1	1	2	1	0	24	9.8	
Vanderbilt	01/16/2023	*	36:15	3-11	.273	0-4	.000	7-8	.875	1	4	5	7.8	3	1	2	0	1	13	10.0	
Totals			20	629:06	68-190	.358	19-86	.221	44-61	.721	20	135	155	7.8	45	52	48	21	13	199	10.0

Player Averages

Games Played	Minutes/game	Points/game	FG Pct	3FG Pct	FT Pct	Rebounds/game	Assists/game	Turnovers/game	Assist/Turnover ratio	Steals/game	Blocks/game
20	31.5	10.0	35.8	22.1	72.1	7.8	2.6	2.4	1.1	0.7	1.1

CAREER STATISTICS

				Field Goals		3-Point		F-Throws		Rebounds										Scoring	
SEASON	TEAM	GP-GS	MIN/AVG	FG-FGA	FG%	3FG-3FGA	3FG%	FT-FTA	FT%	OFF	DEF	TOT	AVG	PF-FO	A	TO	BLK	STL	PTS	AVG	
2020-21	UConn	12-0	33/2.7	2-15	.133	1-11	.091	1-1	1.000	1	3	4	0.3	2-0	0	0	1	0	6	0.5	
2022-23	Ark	20-20	629/31.5	68-190	.358	19-86	.221	44-61	.721	20	135	155	7.8	45-0	52	48	21	13	199	10.0	
TOTAL FOR Ark		20-20	629/31.5	68-190	.358	19-86	.221	44-61	.721	20	135	155	7.8	45-0	52	48	21	13	199	10.0	
TOTAL		32-20	662/20.7	70-205	.341	20-97	.206	45-62	.726	21	138	159	5.0	47-0	52	48	22	13	205	6.4	



2 Samara Spencer | So. | 5-7 | G | Fort Lauderdale, Fla. (St. Thomas Aquinas HS)

SPENCER BENCHMARK STATS			
2022-23 SEASON HIGHS	Points	32	vs. Oral Roberts 12-4-22
	FG Made	10	at #16 Creighton 12-17-22*
	FG Att.	21	vs. NAU 11-24-22
	3FG Made	6	vs. Oral Roberts 12-4-22
	3FG Att.	11	vs. Tulsa 11-14-22
	FT Made	7	vs. USF 12-21-22*
	FT Att.	16	vs. Lamar 12-8-22
	Off. Reb.	1	vs. Vanderbilt 1-16-23*
	Def. Reb.	9	at Missouri 1-8-23
	Rebounds	9	at Missouri 1-8-23
	Assists	10	vs. #16 Oregon 12-20-22
	Blocks	2	vs. USF 12-21-22
	Steals	4	vs. NAU 11-24-22
	Minutes	42	vs. USF 12-21-22

CAREER HIGHS	Points	32	vs. Oral Roberts 12-4-22
	FG Made	10	at #16 Creighton 12-17-22*
	FG Att.	21	vs. NAU 11-24-22*
	3FG Made	6	vs. Oral Roberts 12-4-22
	3FG Att.	11	vs. Tulsa 11-14-22
	FT Made	7	vs. USF 12-21-22*
	FT Att.	16	vs. Lamar 12-8-22
	Off. Reb.	2	vs. #1 SC 3-4-22*
	Def. Reb.	9	at Missouri 1-8-23
	Rebounds	9	at Missouri 1-8-23
	Assists	10	vs. #16 Oregon 12-20-22
	Blocks	2	vs. USF 12-21-22
	Steals	4	vs. NAU 11-24-22*
	Minutes	43	at #7 Tennessee 1-31-22

SEC HIGHS	Points	23	vs. Vanderbilt 1-16-23
	FG Made	9	vs. Vanderbilt 1-16-23*
	FG Att.	21	at Missouri 2-13-22*
	3FG Made	5	vs. Miss. State 1-23-22
	3FG Att.	8	at #7 Tennessee 1-31-22*
	FT Made	6	at Miss. State 2-27-22*
	FT Att.	8	at Miss. State 2-27-22*
	Off. Reb.	2	vs. #1 SC 3-4-22*
	Def. Reb.	9	at Missouri 1-8-23
	Rebounds	9	at Missouri 1-8-23
	Assists	6	at Missouri 1-8-23*
	Blocks	1	vs. Vanderbilt 1-16-23*
	Steals	2	at Missouri 1-8-23*
	Minutes	43	at #7 Tennessee 1-31-22

NOTABLES	Stat	21-22	22-23	Career
	Double Figure Pts	20	14	34
	Double Figure Rebs	-	-	-
	Double-Doubles	-	1	1
	5+ Assists	5	8	13
	5+ Blocks	-	-	-
	5+ Steals	-	-	-
	Led Team in Pts	5	10	15
	Led Team in Reb	1	2	3
	20+ Points	3	6	9
	30+ Points	-	1	1

* Most Recent

GAME NOTES

- Led the team with 23 points, five rebounds and three assists against Vanderbilt
- Recorded a near triple-double with 20 points, 10 assists and seven rebounds vs. No. 16/15 Oregon
- Went off on her 20th birthday vs. Oral Roberts with a career-high 32 points off 17 shots
- Second in FT attempts (116), third in minutes (33.4), fifth in assists (4.6), seventh in scoring (15.4), 11th in assist/turnover ratio (1.54) and 12th in FG percentage (.423) and 3-pointers per game (4.6)
- In the NCAA, 11th in free throw attempts, 25th in total assist (88) and 58th in total points (285)
- Named 2022 SEC Freshman of the Year, first Arkansas player since 2009 (C'eria Ricketts)
- Won SEC Freshman of the Week four times last season
- Has registered eight career 20-point games, including five this season (one of those 30+)
- Finished third on the team in scoring and led the way in assists (96) as a freshman
- Led St. Thomas Aquinas to a state title during her senior season

WHO IS SAMARA SPENCER?

- Majoring in recreation and sport management
- First Floridan to make up an Arkansas WBB roster since 2010
- Favorite foods: Steak or lasagna
- Favorite place to eat in Fayetteville: Tacos 4 Life
- Proudest accomplishment in basketball: winning SEC Freshman of the year last year

#2 SPENCER, Samara

Opponent	Date	GS	MIN	Total		3-Pointers		Free throws		Rebounds				PF	A	TO	BLK	STL	PTS	AVG	
				FG	FGA	PCT	3FG	3FGA	PCT	FT	FTA	PCT	OFF								DEF
at Ark.-Pine Bluff	11/07/2022	*	31:00	6-16	.375	1-7	.143	2-8	.250	0	4	4	4.0	4	4	1	0	0	15	15.0	
Central Ark.	11/11/2022	*	18:51	1-5	.200	0-2	.000	3-7	.429	0	2	2	3.0	3	3	2	0	0	5	10.0	
Tulsa	11/14/2022	*	39:04	3-16	.188	3-11	.273	4-6	.667	0	3	3	3.0	2	4	2	0	0	13	11.0	
Kent St.	11/17/2022	*	28:15	8-13	.615	3-6	.500	3-4	.750	0	7	7	4.0	1	7	2	0	1	22	13.8	
at Little Rock	11/20/2022	*	30:08	4-9	.444	0-4	.000	3-4	.750	0	7	7	4.6	1	6	6	0	0	11	13.2	
vs Northern Ariz.	11/24/2022	*	39:29	10-21	.476	3-7	.429	4-6	.667	0	4	4	4.5	1	2	2	0	4	27	15.5	
vs Clemson	11/25/2022	*	27:30	1-5	.200	0-2	.000	1-6	.167	0	5	5	4.6	3	6	8	0	0	3	13.7	
vs Kansas St.	11/26/2022	*	30:17	3-11	.273	0-6	.000	0-0	.000	1	7	8	5.0	3	4	3	0	3	6	12.8	
Troy	12/01/2022	*	27:47	8-15	.533	3-8	.375	0-3	.000	0	3	3	4.8	1	6	3	0	1	19	13.4	
Oral Roberts	12/04/2022	*	30:40	10-17	.588	6-8	.750	6-12	.500	1	1	2	4.5	1	3	2	1	3	32	15.3	
Lamar University	12/08/2022	*	33:45	5-10	.500	1-3	.333	6-16	.375	0	0	0	4.1	4	4	5	0	0	17	15.5	
Arkansas St.	12/11/2022	*	40:00	5-12	.417	2-5	.400	7-10	.700	0	4	4	4.1	0	4	4	1	2	19	15.8	
at Creighton	12/17/2022	*	36:38	10-17	.588	5-7	.714	1-4	.250	0	4	4	4.1	3	4	1	0	0	26	16.5	
vs Oregon	12/20/2022	*	38:40	6-18	.333	2-6	.333	6-8	.750	0	7	7	4.3	5	10	2	0	1	20	16.8	
vs South Fla.	12/21/2022	*	42:03	1-9	.111	0-5	.000	7-9	.778	0	6	6	4.4	1	3	4	2	1	9	16.3	
LSU	12/29/2022	*	34:09	7-15	.467	3-7	.429	0-4	.000	0	1	1	4.2	2	1	4	0	1	17	16.3	
at Kentucky	01/01/2023	*	33:22	1-8	.125	1-4	.250	3-4	.750	0	2	2	4.1	2	5	1	0	2	6	15.7	
Florida	01/05/2023	*	34:19	6-11	.545	3-5	.600	1-1	1.000	0	4	4	4.1	2	6	4	0	0	16	15.7	
at Missouri	01/08/2023	*	34:29	1-5	.200	0-4	.000	0-0	.000	0	9	9	4.3	1	6	0	0	2	2	15.0	
Vanderbilt	01/16/2023	*	37:55	9-15	.600	2-6	.333	3-4	.750	1	4	5	4.4	2	3	3	1	0	23	15.4	
Totals			20	668:22	105-248	.423	38-113	.336	60-116	.517	3	84	87	4.4	42	91	59	5	21	308	15.4

Player Averages

Games Played	Minutes/game	Points/game	FG Pct	3FG Pct	FT Pct	Rebounds/game	Assists/game	Turnovers/game	Assist/Turnover ratio	Steals/game	Blocks/game
20	33.4	15.4	42.3	33.6	51.7	4.4	4.6	3.0	1.5	1.1	0.3

CAREER STATISTICS

SEASON	TEAM	GP-GS	MIN/AVG	Field Goals		3-Point		F-Throws		Rebounds				Scoring						
				FG-FGA	FG%	3FG-3FGA	3FG%	FT-FTA	FT%	OFF	DEF	TOT	AVG	PF-FO	A	TO	BLK	STL	PTS	AVG
2021-22	Ark	31-27	930/30.0	138-325	.425	44-128	.344	59-98	.602	18	96	114	3.7	49-0	96	82	8	36	379	12.2
2022-23	Ark	20-20	668/33.4	105-248	.423	38-113	.336	60-116	.517	3	84	87	4.4	42-1	91	59	5	21	308	15.4
TOTAL		51-47	1599/31.3	243-573	.424	82-241	.340	119-214	.556	21	180	201	3.9	91-1	187	141	13	57	687	13.5



4 Erynn Barnum | R-Sr. | 6-2 | F | Little Rock, Ark. (Little Rock Central HS)

BARNUM BENCHMARK STATS

2022-23 SEASON HIGHS

Points	27	vs. Tulsa	11-14-22
FG Made	10	vs. Tulsa	11-14-22
FG Att.	17	vs. USF	12-21-22*
3FG Made	3	vs. #16 Oregon	12-20-22
3FG Att.	4	vs. #16 Oregon	12-20-22
FT Made	9	vs. UCA	11-11-22
FT Att.	13	UAPB	11-7-22
Off. Reb.	6	at UAPB	11-7-22
Def. Reb.	9	at Little Rock	11-20-22
Rebounds	11	at Missouri	1-8-23*
Assists	7	at Kentucky	1-1-23
Blocks	3	at Kentucky	1-1-23*
Steals	5	vs. Clemson	11-25-22
Minutes	39	vs. USF	12-21-22

CAREER HIGHS

Points	27	vs. Tulsa	11-14-22
FG Made	10	vs. Tulsa	11-14-22
FG Att.	17	vs. USF	12-21-22*
3FG Made	3	vs. #16 Oregon	12-20-22
3FG Att.	4	vs. #16 Oregon	12-20-22
FT Made	9	vs. UCA	11-11-22
FT Att.	13	at UAPB	11-7-22*
Off. Reb.	6	at UAPB	11-7-22*
Def. Reb.	9	at Little Rock	11-20-22
Rebounds	12	vs. Utah	3-18-22*
Assists	7	at Kentucky	1-1-23
Blocks	4	vs. Little Rock	12-21-19*
Steals	5	vs. Clemson	11-25-22
Minutes	39	vs. USF	12-21-22

SEC HIGHS

Points	21	at Missouri	1-8-23
FG Made	9	at Missouri	1-8-23
FG Att.	13	at Missouri	1-8-23
3FG Made	1	vs. Florida	1-5-23*
3FG Att.	2	vs. 9/9 LSU	12-29-22*
FT Made	6	vs. Vanderbilt	1-16-23
FT Att.	11	vs. Vanderbilt	1-16-23
Off. Reb.	4	vs. Vanderbilt	1-16-23*
Def. Reb.	7	at Missouri	1-8-23
Rebounds	11	at Missouri	1-8-23
Assists	7	at Kentucky	1-1-23
Blocks	3	at Kentucky	1-1-23*
Steals	3	vs. Vanderbilt	1-16-23*
Minutes	37	at Missouri	1-8-23

NOTABLES

Stat	19-20	20-21	21-22	22-23	Career
Double Figure Pts	4	9	5	16	34
Double Figure Rebs	1	1	1	2	6
Double-Doubles	1	1	-	2	4
5+ Assists	-	-	-	3	3
5+ Blocks	-	-	-	-	-
5+ Steals	-	-	-	1	1
Led Team in Pts	1	-	3	6	10
Led Team in Reb	4	7	7	10	28
20+ Points	-	-	-	5	5
30+ Points	-	-	-	-	-

* Most Recent

GAME NOTES

- Named to Katrina McClain Preseason Watchlist, given to the best power forward in the country
- Logged 18 points, nine rebounds, five assists, three steals and two blocks against Vanderbilt
- Had back-to-back near triple-doubles vs. Kentucky and Florida, averaging 16 points, 8.0 rebounds and 6.5 assists between those two games
- Was a perfect 8-of-8 vs. Arkansas State and 5-for-5 vs. Little Rock, only player in SEC to have to perfect performances from the field this season
- Leads SEC in FG percentage (.619), as well sixth in scoring (15.8) and 10th in rebounding (7.0)
- In NCAA, sits 12th in FG percentage, 21st in free throw attempts (112) and 47th in total points (315)
- Ended 2021-22 season by matching a career-high 12 rebounds vs. Utah at the NCAA Tournament
- Averaged 7.6 points, 4.8 rebounds and 17.5 minutes per game last season

WHO IS ERYNN BARNUM?

- Majoring in recreation and sport management
- Played volleyball and was player of the year in high school
- Does her hair before every game
- One of eight siblings
- Born in Pasadena, Calif. and moved to Little Rock when she was 6
- Favorite food: shrimp alfredo

#4 BARNUM, Erynn

Opponent	Date	GS	MIN	Total		3-Pointers		Free throws		Rebounds				PF	A	TO	BLK	STL	PTS	AVG		
				FG-FGA	PCT	3FG-3FGA	PCT	FT-FTA	PCT	OFF	DEF	TOT	AVG									
at Ark.-Pine Bluff	11/07/2022	*	25:04	6-14	.429	0-0	.000	3-13	.231	6	5	11	11.0	2	1	2	0	4	15	15.0		
Central Ark.	11/11/2022	*	22:29	5-8	.625	0-1	.000	9-9	1.000	4	5	9	10.0	2	2	1	3	0	19	17.0		
Tulsa	11/14/2022	*	30:32	10-12	.833	0-0	.000	7-12	.583	3	5	8	9.3	3	0	1	1	2	27	20.3		
Kent St.	11/17/2022	*	21:02	9-13	.692	1-2	.500	1-1	1.000	2	4	6	8.5	0	1	1	1	0	20	20.3		
at Little Rock	11/20/2022	*	20:40	5-5	1.000	0-0	.000	5-6	.833	0	9	9	8.6	3	1	5	1	0	15	19.2		
vs Northern Ariz.	11/24/2022	*	23:03	3-9	.333	0-1	.000	1-2	.500	3	4	7	8.3	3	2	2	0	2	7	17.2		
vs Clemson	11/25/2022	*	25:33	4-5	.800	0-0	.000	6-9	.667	2	7	9	8.4	1	1	1	1	5	14	16.7		
vs Kansas St.	11/26/2022	*	28:44	7-9	.778	0-0	.000	3-5	.600	2	2	4	7.9	1	1	3	2	3	17	16.8		
Troy	12/01/2022	*	19:10	8-9	.889	0-1	.000	2-2	1.000	3	5	8	7.9	1	2	1	0	2	18	16.9		
Oral Roberts	12/04/2022	*	19:43	3-5	.600	0-0	.000	0-0	.000	2	3	5	7.6	3	4	1	1	0	6	15.8		
Lamar University	12/08/2022	*	33:51	2-4	.500	0-1	.000	1-4	.250	3	5	8	7.6	2	3	5	2	1	5	14.8		
Arkansas St.	12/11/2022	*	18:25	8-8	1.000	0-0	.000	0-0	.000	0	1	1	7.1	3	0	2	1	0	16	14.9		
at Creighton	12/17/2022	*	29:35	5-9	.556	0-0	.000	5-7	.714	1	1	2	6.7	2	4	0	2	2	15	14.9		
vs Oregon	12/20/2022	*	27:14	8-17	.471	3-4	.750	3-4	.750	5	4	9	6.9	4	0	0	1	0	22	15.4		
vs South Fla.	12/21/2022	*	39:26	9-17	.529	0-1	.000	3-6	.500	1	2	3	6.6	2	2	2	0	1	21	15.8		
LSU	12/29/2022	*	23:38	3-9	.333	0-2	.000	1-2	.500	0	4	4	6.4	3	1	1	0	0	7	15.3		
at Kentucky	01/01/2023	*	29:17	7-11	.636	0-0	.000	3-4	.750	4	4	8	6.5	2	7	3	3	0	17	15.4		
Florida	01/05/2023	*	24:35	5-8	.625	1-1	1.000	4-8	.500	2	6	8	6.6	4	6	1	1	1	15	15.3		
at Missouri	01/08/2023	*	36:41	9-13	.692	0-1	.000	3-7	.429	4	7	11	6.8	1	2	2	1	1	21	15.6		
Vanderbilt	01/16/2023	*	34:29	6-12	.500	0-0	.000	6-11	.545	4	5	9	7.0	2	5	1	2	3	18	15.8		
Totals			20	533:11	122-197	.619	5-15	.333	66-112	.589	51	88	139	7.0	70	44	45	35	23	27	315	15.8

Player Averages

Games Played	Minutes/game	Points/game	FG Pct	3FG Pct	FT Pct	Rebounds/game	Assists/game	Turnovers/game	Assist/Turnover ratio	Steals/game	Blocks/game
20	26.7	15.8	61.9	33.3	58.9	7.0	2.3	1.8	1.3	1.4	1.2

CAREER STATISTICS

		Field Goals				3-Point		F-Throws		Rebounds								Scoring		
SEASON	TEAM	GP-GS	MIN/AVG	FG-FGA	FG%	3FG-3FGA	3FG%	FT-FTA	FT%	OFF	DEF	TOT	AVG	PF-FO	A	TO	BLK	STL	PTS	AVG
2019-20	Ark	27-0	306/11.3	50-98	.510	3-7	.429	31-52	.596	31	76	107	4.0	26-0	5	11	28	15	134	5.0
2020-21	Ark	28-0	455/16.3	85-145	.586	1-7	.143	44-87	.506	34	94	128	4.6	56-0	11	30	23	21	215	7.7
2021-22	Ark	22-10	385/17.5	55-134	.410	3-16	.188	55-80	.688	35	70	105	4.8	32-0	18	26	12	20	168	7.6
2022-23	Ark	20-20	533/26.7	122-197	.619	5-15	.333	66-112	.589	51	88	139	7.0	44-0	45	35	23	27	315	15.8
TOTAL		97-30	1680/17.3	312-574	.544	12-45	.267	196-331	.592	151	328	479	4.9	158-0	79	102	86	83	832	8.6



11 Rylee Langerman | Jr. | 5-9 | G | Norman, Okla. (Christian Heritage HS)

2022-23 SEASON HIGHS

LANGERMAN BENCHMARK STATS			
Points	10	vs. Tulsa	11-14-22
FG Made	3	vs. UCA	11-11-22
FG Att.	7	vs. Tulsa	11-14-22
3FG Made	2	at Kentucky	1-1-23*
3FG Att.	5	vs. Tulsa	11-14-22
FT Made	4	vs. Tulsa	11-14-22
FT Att.	6	vs. Tulsa	11-14-22
Off. Reb.	4	vs. #16 Oregon	12-21-22*
Def. Reb.	5	at Kentucky	1-1-23*
Rebounds	7	at Kentucky	1-1-23*
Assists	3	vs. Troy	12-1-22
Blocks	1	vs. Vanderbilt	1-16-23
Steals	4	vs. USF	12-21-22*
Minutes	25	vs. #16 Oregon	12-20-22*

CAREER HIGHS

Points	17	vs. Missouri	1-9-22
FG Made	6	vs. Missouri	1-9-22
FG Att.	10	vs. Missouri	1-9-22
3FG Made	5	vs. Missouri	1-9-22
3FG Att.	6	vs. Missouri	1-9-22
FT Made	4	vs. Tulsa	11-14-22*
FT Att.	6	vs. Tulsa	11-14-22
Off. Reb.	5	vs. Auburn	2-10-22
Def. Reb.	7	at Texas A&M	2-3-22*
Rebounds	11	at Texas A&M	2-3-22
Assists	4	vs. UCA	12-13-20
Blocks	2	vs. Missouri	3-3-22
Steals	4	vs. USF	12-20-22*
Minutes	34	at Florida	2-17-22

SEC HIGHS

Points	17	vs. Missouri	1-9-22
FG Made	6	vs. Missouri	1-9-22
FG Att.	10	vs. Missouri	1-9-22
3FG Made	5	vs. Missouri	1-9-22
3FG Att.	6	vs. Missouri	1-9-22
FT Made	3	vs. Florida	1-5-23
FT Att.	5	vs. Florida	1-5-23
Off. Reb.	5	vs. Auburn	2-10-22
Def. Reb.	7	at Texas A&M	2-3-22
Rebounds	11	at Texas A&M	2-3-22
Assists	3	vs. 12/11 LSU	1-27-2
Blocks	2	vs. Missouri	3-3-22
Steals	4	at Missouri	2-13-22
Minutes	34	at Missouri	2-17-22

NOTABLES

Stat	20-21	21-22	22-23	Career
Double Figure Pts	-	1	1	2
Double Figure Rebs	-	1	-	1
Double-Doubles	-	-	-	-
5 + Assists	-	-	-	-
5 + Blocks	-	-	-	-
5 + Steals	-	-	-	-
Led Team in Pts	-	-	-	-
Led Team in Reb	-	2	-	2
20 + Points	-	-	-	-
30+ Points	-	-	-	-

* Most Recent

GAME NOTES

- Glue girl on the team, known for being the player that holds everything together
- Hustle-type or game changing plays are called "Rylees"
- Played 16 minutes off the bench against Vanderbilt, logging three rebounds
- Has matched a career-high four steals in three games this season
- Logged 10 points, five rebounds and four steals against Tulsa
- Leads the bench with minutes logged per game, averaging 19.3 per game
- Lit up Mizzou, going for a career-best 17 points off 5-for-6 shooting from 3-point off the bench last season
- Averaged 3.2 points and 3.7 rebounds across 19.2 minutes played per game last season

WHO IS RYLEE LANGERMAN?

- Majoring in biology
- Easily a fan favorite for the work she has done in the community, serving as an inspiration especially for those who also have Alopecia
- Has a twin brother named Ryan who played basketball and golf
- Chose Arkansas because of the atmosphere and culture
- Can play the guitar
- Favorite place to eat in Fayetteville: Sassy's BBQ

#11 LANGERMAN, Rylee

Opponent	Date	GS	MIN	FG-FGA	PCT	3FG-3FGA	PCT	FT-FTA	PCT	OFF	DEF	TOT	AVG	PF	A	TO	BLK	STL	PTS	AVG
at Ark.-Pine Bluff	11/07/2022		22:50	1-1	1.000	0-0	.000	2-4	.500	4	2	6	6.0	3	0	2	0	4	4	4.0
Central Ark.	11/11/2022		24:26	3-5	.600	2-4	.500	1-3	.333	0	4	4	5.0	2	0	1	0	0	9	6.5
Tulsa	11/14/2022		22:35	2-7	.286	2-5	.400	4-6	.667	2	3	5	5.0	3	1	0	0	4	10	7.7
Kent St.	11/17/2022		19:11	2-5	.400	1-3	.333	0-0	.000	1	1	2	4.3	1	2	1	0	0	5	7.0
at Little Rock	11/20/2022		13:45	1-1	1.000	0-0	.000	1-2	.500	0	0	0	3.4	1	0	0	0	0	3	6.2
vs Northern Ariz.	11/24/2022		20:56	1-3	.333	0-1	.000	1-2	.500	0	2	2	3.2	1	1	1	0	0	3	5.7
vs Clemson	11/25/2022		18:49	1-1	1.000	0-0	.000	1-2	.500	0	0	0	2.7	4	0	0	0	0	3	5.3
vs Kansas St.	11/26/2022		11:39	0-0	.000	0-0	.000	0-0	.000	0	4	4	2.9	2	0	0	0	0	0	4.6
Troy	12/01/2022		15:55	0-2	.000	0-2	.000	1-2	.500	1	4	5	3.1	2	3	2	0	0	1	4.2
Oral Roberts	12/04/2022		16:32	1-4	.250	0-2	.000	1-2	.500	3	2	5	3.3	2	1	0	0	2	3	4.1
Lamar University	12/08/2022		18:13	0-2	.000	0-2	.000	0-0	.000	1	5	6	3.5	0	0	1	1	1	0	3.7
Arkansas St.	12/11/2022		18:56	2-5	.400	0-2	.000	1-2	.500	3	2	5	3.7	2	1	1	0	0	5	3.8
at Creighton	12/17/2022		25:27	2-3	.667	2-3	.667	0-0	.000	1	4	5	3.8	1	0	0	0	0	6	4.0
vs Oregon	12/20/2022		24:57	2-4	.500	2-2	1.000	1-2	.500	4	3	7	4.0	2	0	3	0	0	7	4.2
vs South Fla.	12/21/2022		17:59	0-2	.000	0-2	.000	0-0	.000	2	1	3	3.9	3	1	0	0	4	0	3.9
LSU	12/29/2022		17:16	0-1	.000	0-0	.000	0-0	.000	1	1	2	3.8	2	0	1	0	2	0	3.7
at Kentucky	01/01/2023		22:54	2-4	.500	2-3	.667	0-0	.000	2	5	7	4.0	0	1	1	0	1	6	3.8
Florida	01/05/2023		18:46	2-4	.500	1-2	.500	3-5	.600	1	2	3	3.9	3	2	1	0	2	8	4.1
at Missouri	01/08/2023		17:08	1-3	.333	1-2	.500	0-0	.000	2	2	4	3.9	2	0	0	0	2	3	4.0
Vanderbilt	01/16/2023		15:35	0-3	.000	0-2	.000	1-2	.500	1	2	3	3.9	2	0	0	1	1	1	3.9
Totals		0	383:48	23-60	.383	13-37	.351	18-34	.529	29	49	78	3.9	38	13	15	2	23	77	3.9

Player Averages

Games Played	Minutes/game	Points/game	FG Pct	3FG Pct	FT Pct	Rebounds/game	Assists/game	Turnovers/game	Assist/Turnover ratio	Steals/game	Blocks/game
20	19.2	3.9	38.3	35.1	52.9	3.9	0.7	0.8	0.9	1.2	0.1

CAREER STATISTICS

SEASON	TEAM	GP-GS	MIN/AVG	FG-FGA	FG%	3FG-3FGA	3FG%	FT-FTA	FT%	OFF	DEF	TOT	AVG	PF-FO	A	TO	BLK	STL	PTS	AVG
2020-21	Ark	13-0	91/7.0	5-16	.313	4-10	.400	2-4	.500	2	12	14	1.1	10-0	7	9	1	1	16	1.2
2021-22	Ark	32-7	613/19.2	36-97	.371	16-50	.320	13-23	.565	41	78	119	3.7	83-2	30	31	11	28	101	3.2
2022-23	Ark	20-0	384/19.2	23-60	.383	13-37	.351	18-34	.529	29	49	78	3.9	38-0	13	15	2	23	77	3.9
TOTAL		65-7	1088/16.7	64-173	.370	33-97	.340	33-61	.541	72	139	211	3.2	131-2	50	55	14	52	194	3.0



20 Karley Johnson | Fr. | 5-9 | G | Mustang, Okla. (Mustang HS)

JOHNSON BENCHMARK STATS

2022-23 SEASON HIGHS

Points	1	at Little Rock	11-20-22
FG Made	N/A		
FG Att.	1	vs. Oral Roberts	12-4-22
3FG Made	N/A		
3FG Att.	N/A		
FT Made	1	at Little Rock	11-20-22
FT Att.	1	at Little Rock	11-20-22
Off. Reb.	1	vs. Troy	12-1-22
Def. Reb.	1	vs. Kent State	11-17-22
Rebounds	1	vs. Troy	12-1-22*
Assists	1	at Little Rock	11-20-22
Blocks	N/A		
Steals	1	at Little Rock	11-20-22*
Minutes	6	vs. Troy	12-1-22*

CAREER HIGHS

Points	1	at Little Rock	11-20-22
FG Made	N/A		
FG Att.	1	vs. Oral Roberts	12-4-22
3FG Made	N/A		
3FG Att.	N/A		
FT Made	1	at Little Rock	11-20-22
FT Att.	1	at Little Rock	11-20-22
Off. Reb.	1	vs. Troy	12-1-22
Def. Reb.	1	vs. Kent State	11-17-22
Rebounds	1	vs. Troy	12-1-22*
Assists	1	at Little Rock	11-20-22
Blocks	N/A		
Steals	1	at Little Rock	11-20-22*
Minutes	6	vs. Troy	12-1-22*

SEC HIGHS

Points	N/A
FG Made	N/A
FG Att.	N/A
3FG Made	N/A
3FG Att.	N/A
FT Made	N/A
FT Att.	N/A
Off. Reb.	N/A
Def. Reb.	N/A
Rebounds	N/A
Assists	N/A
Blocks	N/A
Steals	N/A
Minutes	2 vs. Florida 1-5-23

NOTABLES

Stat	22-23	Career
Double Figure Pts	-	-
Double Figure Rebs	-	-
Double-Doubles	-	-
5 + Assists	-	-
5 + Blocks	-	-
5 + Steals	-	-
Led Team in Pts	-	-
Led Team in Reb	-	-
20 + Points	-	-
30+ Points	-	-

GAME NOTES

- Scored first collegiate point at Little Rock where she had a free throw in six minutes played
- Has appeared in seven games as a true freshman, most recently against Florida
- Lone member of the fall 2021 signing class
- Recognized as a 2022 McDonald's All-American nominee
- Tabbed a four-time Oklahoman's Super 5 Honorable Mention choice
- As a senior at Mustang, averaged 12.3 points, 4.3 rebounds and 3.1 assists per game
- Only needed two years to eclipse 1,000 points, doing so as a sophomore

WHO IS KARLEY JOHNSON?

- One of eight children
- Hidden talent: can juggle
- Favorite TV show: Criminal Minds
- Pregame ritual: puts everything on left to right
- Has English bulldogs named Roxie and Gus and a cat named Toast

#20 JOHNSON, Karley

Opponent	Date	GS	MIN	Total		3-Pointers		Free throws		Rebounds				PF	A	TO	BLK	STL	PTS	AVG
				FG-FGA	PCT	3FG-3FGA	PCT	FT-FTA	PCT	OFF	DEF	TOT	AVG							
Central Ark.	11/11/2022		02:37	0-0	.000	0-0	.000	0-0	.000	0	0	0	0.0	0	0	0	0	0	1	0.0
Kent St.	11/17/2022		02:33	0-0	.000	0-0	.000	0-0	.000	0	1	1	0.5	0	0	0	0	0	0	0.0
at Little Rock	11/20/2022		06:19	0-0	.000	0-0	.000	1-2	.500	0	0	0	0.3	0	1	0	0	1	1	0.3
vs Kansas St.	11/26/2022		00:47	0-0	.000	0-0	.000	0-0	.000	0	0	0	0.3	0	0	0	0	0	0	0.3
Troy	12/01/2022		05:38	0-0	.000	0-0	.000	0-0	.000	1	0	1	0.4	0	0	0	0	0	0	0.2
Oral Roberts	12/04/2022		02:43	0-1	.000	0-0	.000	0-0	.000	0	0	0	0.3	0	0	0	0	0	0	0.2
Florida	01/05/2023		01:50	0-0	.000	0-0	.000	0-0	.000	0	0	0	0.3	1	0	0	0	0	0	0.1
Totals		0	22:27	0-1	.000	0-0	.000	1-2	.500	1	1	2	0.3	1	1	0	0	2	1	0.1

Player Averages

Games Played	Minutes/game	Points/game	FG Pct	3FG Pct	FT Pct	Rebounds/game	Assists/game	Turnovers/game	Assist/Turnover ratio	Steals/game	Blocks/game
7	3.2	0.1	0.0	0.0	50.0	0.3	0.1	0.0	1.0	0.3	0.0

CAREER STATISTICS

				Field Goals		3-Point		F-Throws		Rebounds									Scoring	
SEASON	TEAM	GP-GS	MIN/AVG	FG-FGA	FG%	3FG-3FGA	3FG%	FT-FTA	FT%	OFF	DEF	TOT	AVG	PF-FO	A	TO	BLK	STL	PTS	AVG
2022-23	Ark	7-0	22/3.2	0-1	.000	0-0	.000	1-2	.500	1	1	2	0.3	1-0	1	0	0	2	1	0.1
TOTAL		7-0	22/3.2	0-1	.000	0-0	.000	1-2	.500	1	1	2	0.3	1-0	1	0	0	2	1	0.1



21 Loren Lindsey | Fr. | 5-11 | G | Fayetteville, Ark. (Fayetteville HS)

LINDSEY BENCHMARK STATS

2022-23 SEASON HIGHS

Points	N/A
FG Made	N/A
FG Att.	N/A
3FG Made	N/A
3FG Att.	N/A
FT Made	N/A
FT Att.	N/A
Off. Reb.	N/A
Def. Reb.	N/A
Rebounds	N/A
Assists	N/A
Blocks	N/A
Steals	N/A
Minutes	5 at Little Rock 11-20-22

CAREER HIGHS

Points	N/A
FG Made	N/A
FG Att.	N/A
3FG Made	N/A
3FG Att.	N/A
FT Made	N/A
FT Att.	N/A
Off. Reb.	N/A
Def. Reb.	N/A
Rebounds	N/A
Assists	N/A
Blocks	N/A
Steals	N/A
Minutes	5 at Little Rock 11-20-22

SEC HIGHS

Points	N/A
FG Made	N/A
FG Att.	N/A
3FG Made	N/A
3FG Att.	N/A
FT Made	N/A
FT Att.	N/A
Off. Reb.	N/A
Def. Reb.	N/A
Rebounds	N/A
Assists	N/A
Blocks	N/A
Steals	N/A
Minutes	2 vs. Florida 1-5-23

NOTABLES

Stat	22-23	Career
Double Figure Pts	-	-
Double Figure Rebs	-	-
Double-Doubles	-	-
5 + Assists	-	-
5 + Blocks	-	-
5 + Steals	-	-
Led Team in Pts	-	-
Led Team in Reb	-	-
20 + Points	-	-
30+ Points	-	-

GAME NOTES

- Played season-high five minutes at Little Rock
- Made first collegiate appearance versus UCA and has appeared in six games this season
- One of two freshmen on the team
- Talented player out of Fayetteville High School, coming to Arkansas as a walk-on
- Tabbed to All-Conference 6A West All-Defensive Team
- Northwest Arkansas Democrat Gazette Player of the Week (Feb. 2, 2022)

WHO IS LOREN LINDSEY?

- Finance major
- Grew up in Northwest Arkansas so it was always a dream to play for the Razorbacks, especially with her granddad, dad, uncle and cousins all playing football here
- Favorite pair of shoes she owns is her Jordans
- Favorite food is hibachi and best restaurant in Fayetteville is Kobe
- Favorite movie: Hoosiers

#21 LINDSEY, Loren

Opponent	Date	GS	MIN	Total		3-Pointers		Free throws		Rebounds				PF	A	TO	BLK	STL	PTS	AVG
				FG-FGA	PCT	3FG-3FGA	PCT	FT-FTA	PCT	OFF	DEF	TOT	AVG							
Central Ark.	11/11/2022		01:11	0-0	.000	0-0	.000	0-0	.000	0	0	0	0.0	0	0	0	0	0	0	0.0
at Little Rock	11/20/2022		04:56	0-0	.000	0-0	.000	0-0	.000	0	0	0	0.0	0	0	0	0	0	0	0.0
vs Kansas St.	11/26/2022		00:47	0-0	.000	0-0	.000	0-0	.000	0	0	0	0.0	0	0	0	0	0	0	0.0
Troy	12/01/2022		02:13	0-0	.000	0-0	.000	0-0	.000	0	0	0	0.0	0	0	0	0	0	0	0.0
Oral Roberts	12/04/2022		02:06	0-0	.000	0-0	.000	0-0	.000	0	0	0	0.0	0	0	0	0	0	0	0.0
Florida	01/05/2023		01:38	0-0	.000	0-0	.000	0-0	.000	0	0	0	0.0	0	0	0	0	0	0	0.0
Totals		0	12:51	0-0	.000	0-0	.000	0-0	.000	0	0	0	0.0	0	0	0	0	0	0	0.0

Player Averages

Games Played	Minutes/game	Points/game	FG Pct	3FG Pct	FT Pct	Rebounds/game	Assists/game	Turnovers/game	Assist/Turnover ratio	Steals/game	Blocks/game
6	2.1	0.0	0.0	0.0	0.0	0.0	0.0	0.0	0.0	0.0	0.0

CAREER STATISTICS

				Field Goals		3-Point		F-Throws		Rebounds										Scoring	
SEASON	TEAM	GP-GS	MIN/AVG	FG-FGA	FG%	3FG-3FGA	3FG%	FT-FTA	FT%	OFF	DEF	TOT	AVG	PF-FO	A	TO	BLK	STL	PTS	AVG	
2022-23	Ark	6-0	13/2.1	0-0	.000	0-0	.000	0-0	.000	0	0	0	0.0	0-0	0	0	0	0	0	0.0	
TOTAL		6-0	13/2.1	0-0	.000	0-0	.000	0-0	.000	0	0	0	0.0	0-0	0	0	0	0	0	0.0	



22 Avery Hughes | Sr. | 5-7 | G | Bentonville, Ark. (Bentonville HS)

HUGHES BENCHMARK STATS

2022-23 SEASON HIGHS	Points	4	vs. Troy	12-1-22
	FG Made	1	vs. Troy	12-1-22
	FG Att.	2	vs. Kent State	11-17-22
	3FG Made	N/A		
	3FG Att.	N/A		
	FT Made	2	vs. Florida	1-5-22*
	FT Att.	4	vs. Florida	1-5-22
	Off. Reb.	N/A		
	Def. Reb.	N/A		
	Rebounds	N/A		
	Assists	1	vs. Kent State	11-17-22
	Blocks	N/A		
	Steals	N/A		
	Minutes	5	at Little Rock	11-20-22

CAREER HIGHS	Points	6	vs. UAPB	12-21-20*
	FG Made	2	vs. UAPB	12-21-20*
	FG Att.	4	vs. Tulsa	12-11-19
	3FG Made	2	vs. UAPB	12-21-20*
	3FG Att.	3	vs. Tulsa	12-11-19
	FT Made	2	vs. Troy	12-1-22*
	FT Att.	2	vs. Oral Roberts	12-4-22*
	Off. Reb.	N/A		
	Def. Reb.	1	vs. Kentucky	2-20-22*
	Rebounds	1	vs. Kentucky	2-20-22*
SEC HIGHS	Assists	2	vs. UAPB	12-21-20*
	Blocks	N/A		
	Steals	1	vs. ULM	12-3-20*
	Minutes	10	vs. UAPB	12-21-20*
	Points	3	vs. Alabama	2-28-21
	FG Made	1	at Ole Miss	2-16-20
	FG Att.	1	vs. LSU	1-27-22*
NOTABLES	3FG Made	N/A		
	3FG Att.	1	vs. LSU	1-27-22*
	FT Made	3	vs. Alabama	2-28-21
	FT Att.	3	vs. Alabama	2-28-21
	Off. Reb.	N/A		
	Def. Reb.	1	vs. Kentucky	2-20-22
	Rebounds	1	vs. Kentucky	2-20-22
	Assists	N/A		
	Blocks	N/A		
	Steals	N/A		
	Minutes	4	at Vanderbilt	1-19-20

Stat	19-20	20-21	21-22	22-23	Career
Double Figure Pts	-	-	-	-	-
Double Figure Rebs	-	-	-	-	-
Double-Doubles	-	-	-	-	-
5 + Assists	-	-	-	-	-
5 + Blocks	-	-	-	-	-
5 + Steals	-	-	-	-	-
Led Team in Pts	-	-	-	-	-
Led Team in Reb	-	-	-	-	-
20 + Points	-	-	-	-	-
30+ Points	-	-	-	-	-

* Most Recent

GAME NOTES

- Coming off two points against Florida, gathering her points at the free throw line
- Has nine points in eight game appearances this year
- Former walk-on who earned a scholarship prior to the 2021-22 season
- Appeared in 14 games last season
- Dropped a career-best six points on UAPB, hitting two threes in 2020-21
- Finished her career as Bentonville's second leading scorer and set single game records for points (34) and free throws (20-for-22)
- Honors include All-Arkansas Second-Team, All-Northwest Arkansas First-Team, Gatorade Player of the Week, two KURM Dream Team selections and team captain honors as a senior

WHO IS AVERY HUGHES?

- Nursing major
- Her proudest accomplishment is earning a scholarship as a walk-on
- Mother played basketball at Arkansas State
- Ran track and was a two-time state champion
- Calls the Arkansas faithful the best fans in the world
- Loves playing for Coach Neighbors because he lets the team make decisions for themselves, which helps her grow into the person she wants to be

#22 HUGHES, Avery

Opponent	Date	GS	MIN	Total		3-Pointers		Free throws		Rebounds				PF	A	TO	BLK	STL	PTS	AVG
				FG-FGA	PCT	3FG-3FGA	PCT	FT-FTA	PCT	OFF	DEF	TOT	AVG							
Kent St.	11/17/2022		03:17	0-2	.000	0-0	.000	0-0	.000	0	0	0	0.0	0	1	1	0	0	0	0.0
at Little Rock	11/20/2022		05:04	0-1	.000	0-0	.000	2-2	1.000	0	0	0	0.0	2	0	0	0	0	2	1.0
vs Kansas St.	11/26/2022		00:47	0-0	.000	0-0	.000	0-0	.000	0	0	0	0.0	1	0	0	0	0	0	0.7
Troy	12/01/2022		03:22	1-1	1.000	0-0	.000	2-2	1.000	0	0	0	0.0	0	0	0	0	0	4	1.5
Oral Roberts	12/04/2022		03:52	0-0	.000	0-0	.000	1-2	.500	0	0	0	0.0	0	1	0	0	1	1.4	
LSU	12/29/2022		02:31	0-0	.000	0-0	.000	0-0	.000	0	0	0	0.0	0	0	0	0	0	0	1.2
at Kentucky	01/01/2023		00:40	0-0	.000	0-0	.000	0-0	.000	0	0	0	0.0	0	0	1	0	0	0	1.0
Florida	01/05/2023		02:43	0-0	.000	0-0	.000	2-4	.500	0	0	0	0.0	0	0	0	0	2	1.1	
Totals		0	22:16	1-4	.250	0-0	.000	7-10	.700	0	0	0	0.0	3	1	3	0	0	9	1.1

Player Averages

Games Played	Minutes/game	Points/game	FG Pct	3FG Pct	FT Pct	Rebounds/game	Assists/game	Turnovers/game	Assist/Turnover ratio	Steals/game	Blocks/game
8	2.8	1.1	25.0	0.0	70.0	0.0	0.1	0.4	0.3	0.0	0.0

CAREER STATISTICS

				Field Goals		3-Point		F-Throws		Rebounds										Scoring	
SEASON	TEAM	GP-GS	MIN/AVG	FG-FGA	FG%	3FG-3FGA	3FG%	FT-FTA	FT%	OFF	DEF	TOT	AVG	PF-FO	A	TO	BLK	STL	PTS	AVG	
2019-20	Ark	14-0	50/3.6	8-16	.500	3-9	.333	1-1	1.000	0	0	0	0.0	8-0	2	8	0	0	20	1.4	
2020-21	Ark	7-0	45/6.4	3-7	.429	3-6	.500	3-3	1.000	0	2	2	0.3	2-0	5	3	0	2	12	1.7	
2021-22	Ark	14-0	38/2.7	0-4	.000	0-2	.000	1-2	.500	0	2	2	0.1	3-0	2	2	0	1	1	0.1	
2022-23	Ark	8-0	22/2.8	1-4	.250	0-0	.000	7-10	.700	0	0	0	0.0	3-0	1	3	0	0	9	1.1	
TOTAL		43-0	155/3.6	12-31	.387	6-17	.353	12-16	.750	0	4	4	0.1	16-0	10	16	0	3	42	1.0	



24 Jersey Wolfenbarger | So. | 6-5 | G/F | Fort Smith, Ark. (Northside HS)

WOLFENBARGER BENCHMARK STATS

2022-23 SEASON HIGHS

Points	15	vs. A-State	12-11-22
FG Made	4	vs. A-State	12-11-22*
FG Att.	9	vs. Lamar	12-8-22
3FG Made	3	vs. Troy	12-1-22
3FG Att.	5	vs. Troy	12-1-22
FT Made	5	vs. A-State	12-11-22*
FT Att.	6	vs. A-State	12-11-22
Off. Reb.	4	at UAPB	11-7-22
Def. Reb.	9	vs. Oral Roberts	12-4-22
Rebounds	12	vs. Oral Roberts	12-4-22
Assists	1	vs. Vanderbilt	1-16-23*
Blocks	4	vs. Oral Roberts	12-4-22
Steals	2	vs. Lamar	12-8-22
Minutes	36	vs. A-State	12-11-22

CAREER HIGHS

Points	16	vs. UCA	12-18-21*
FG Made	7	vs. UCA	12-18-21
FG Att.	14	vs. #25 Georgia	2-24-22
3FG Made	3	vs. Troy	12-1-22*
3FG Att.	11	at #7 Tennessee	1-31-22
FT Made	5	vs. A-State	12-11-22*
FT Att.	6	at A-State	12-11-22*
Off. Reb.	4	at UAPB	11-7-22*
Def. Reb.	9	vs. Oral Roberts	12-4-22
Rebounds	12	vs. Oral Roberts	12-4-22
Assists	4	vs. #12 LSU	1-27-22
Blocks	4	vs. Oral Roberts	12-4-22
Steals	3	vs. Missouri	3-3-22*
Minutes	36	vs. A-State	12-11-21

SEC HIGHS

Points	13	at Miss. State	2-27-22
FG Made	6	at Miss. State	2-27-22*
FG Att.	14	vs. #25 Georgia	2-24-22
3FG Made	3	at #7 Tennessee	1-31-22*
3FG Att.	11	at #7 Tennessee	1-31-22
FT Made	3	vs. Missouri	3-3-22*
FT Att.	6	at Florida	2-17-22
Off. Reb.	3	vs. 9/9 LSU	12-29-22*
Def. Reb.	8	at Missouri	2-13-22
Rebounds	11	at Missouri	2-13-22
Assists	4	vs. #12 LSU	1-27-22
Blocks	3	vs. #1 SC	3-4-22
Steals	3	vs. Missouri	3-3-22*
Minutes	30	at Missouri	2-13-22

NOTABLES

Stat	21-22	22-23	Career
Double Figure Pts	12	2	14
Double Figure Rebs	2	1	3
Double-Doubles	2	-	2
5 + Assists	-	-	-
5 + Blocks	-	-	-
5 + Steals	-	-	-
Led Team in Pts	-	-	-
Led Team in Reb	4	1	5
20 + Points	-	-	-
30+ Points	-	-	-

* Most Recent

GAME NOTES

- Played nearly 10 minutes against Vanderbilt
- Back at her normal position this season after playing post all year as a freshman
- Started in three games and averaged 9.3 points, 8.0 rebounds and 2.7 blocks per game through that stretch
- Tabbed to the SEC All-Freshman team
- Registered back-to-back double-doubles (at Missouri, 12p-11r and at Texas A&M, 12p-10r)
- Averaged 7.5 points, 4.3 rebounds, 1.1 assists and 0.9 blocks per game in her first season
- No. 7 overall recruit and No. 1 wing player in the ESPN HoopGurlz 2021 recruiting rankings at the time of her signing and a consensus five-star player out of Northside High School
- Arkansas' first McDonald's All-American signee since 2016
- One of five finalists for the Jersey Mike's Naismith High School Player of the Year Award
- Arkansas' Gatorade Player of the year in 2020 and 2021

WHO IS JERSEY WOLFENBARGER?

- Started playing when she was 5 at a local rec team in Missouri and her parents coached her
- Grew 13 inches from the time she was offered by Mike Neighbors to when she stepped foot on campus
- Most proud accomplishments in basketball are playing for Team USA at the Fiba World Championship and being a Razorback
- Her favorite thing about last season was Coach Todd saying his favorite thing about freshmen is they become sophomores
- Chose Arkansas because of the genuine coaching staff and to play for one of the best fanbases in the SEC
- Loves all thing natural like hiking, swimming and anything outdoors

#24 WOLFENBARGER, Jersey

Opponent	Date	GS	MIN	Total		3-Pointers		Free throws		Rebounds				PF	A	TO	BLK	STL	PTS	AVG	
				FG-FGA	PCT	3FG-3FGA	PCT	FT-FTA	PCT	OFF	DEF	TOT	AVG								
at Ark.-Pine Bluff	11/07/2022		20:37	2-7	.286	0-0	.000	3-4	.750	4	3	7	7.0	1	0	2	0	1	7	7.0	
Central Ark.	11/11/2022		20:20	2-6	.333	1-3	.333	0-1	.000	0	1	1	4.0	2	0	0	0	0	5	6.0	
Tulsa	11/14/2022		10:31	1-3	.333	0-2	.000	0-0	.000	0	0	0	2.7	2	0	0	0	0	2	4.7	
Kent St.	11/17/2022		18:13	2-6	.333	0-2	.000	0-0	.000	1	5	6	3.5	1	0	0	0	1	4	4.5	
at Little Rock	11/20/2022		17:05	2-6	.333	1-2	.500	1-2	.500	1	4	5	3.8	1	1	0	0	0	6	4.8	
vs Northern Ariz.	11/24/2022		10:44	1-4	.250	0-2	.000	0-1	.000	1	3	4	3.8	1	0	0	0	0	2	4.3	
vs Clemson	11/25/2022		10:51	0-2	.000	0-2	.000	1-2	.500	1	3	4	3.9	1	1	2	0	0	1	3.9	
vs Kansas St.	11/26/2022		10:33	0-2	.000	0-1	.000	1-2	.500	0	2	2	3.6	2	0	0	0	0	1	3.5	
Troy	12/01/2022		20:46	4-7	.571	3-5	.600	0-2	.000	2	1	3	3.6	1	0	0	2	1	11	4.3	
Oral Roberts	12/04/2022	*	32:30	2-5	.400	0-2	.000	5-5	1.000	3	9	12	4.4	1	1	2	4	0	9	4.8	
Lamar University	12/08/2022	*	32:20	2-9	.222	0-3	.000	0-0	.000	3	3	6	4.5	1	0	1	3	2	4	4.7	
Arkansas St.	12/11/2022	*	35:49	4-8	.500	2-3	.667	5-6	.833	2	4	6	4.7	2	0	1	1	0	15	5.6	
at Creighton	12/17/2022		14:51	0-1	.000	0-1	.000	0-0	.000	1	2	3	4.5	1	0	0	0	0	0	5.2	
LSU	12/29/2022		24:09	0-4	.000	0-1	.000	1-2	.500	3	3	6	4.6	1	0	2	2	1	1	4.9	
at Kentucky	01/01/2023		14:55	2-5	.400	0-0	.000	0-0	.000	0	3	3	4.5	2	0	2	0	0	4	4.8	
Florida	01/05/2023		17:47	3-5	.600	0-1	.000	2-2	1.000	1	6	7	4.7	3	1	1	1	1	8	5.0	
at Missouri	01/08/2023		12:47	1-3	.333	0-1	.000	0-0	.000	1	2	3	4.6	0	0	0	0	1	0	2	4.8
Vanderbilt	01/16/2023		09:35	0-0	.000	0-0	.000	0-0	.000	0	1	1	4.4	1	1	0	0	0	0	4.6	
Totals		3	334:22	28-83	.337	7-31	.226	19-29	.655	24	55	79	4.4	24	5	13	14	7	82	4.6	

Player Averages

Games Played	Minutes/game	Points/game	FG Pct	3FG Pct	FT Pct	Rebounds/game	Assists/game	Turnovers/game	Assist/Turnover ratio	Steals/game	Blocks/game
18	18.6	4.6	33.7	22.6	65.5	4.4	0.3	0.7	0.4	0.4	0.8

CAREER STATISTICS

				Field Goals		3-Point		F-Throws		Rebounds									Scoring	
SEASON	TEAM	GP-GS	MIN/AVG	FG-FGA	FG%	3FG-3FGA	3FG%	FT-FTA	FT%	OFF	DEF	TOT	AVG	PF-FO	A	TO	BLK	STL	PTS	AVG
2021-22	Ark	30-23	666/22.2	87-215	.405	17-70	.243	34-71	.479	37	93	130	4.3	76-2	32	37	27	21	225	7.5
2022-23	Ark	18-3	334/18.6	28-83	.337	7-31	.226	19-29	.655	24	55	79	4.4	24-0	5	13	14	7	82	4.6
TOTAL		48-26	1001/20.9	115-298	.386	24-101	.238	53-100	.530	61	148	209	4.4	100-2	37	50	41	28	307	6.4



30 Maryam Dauda | R-Fr. | 6-4 | F | Bentonville, Ark. (Bentonville HS)

DAUDA BENCHMARK STATS

Points	11	vs. A-State	12-11-22
FG Made	5	vs. Oral Roberts	12-4-22
FG Att.	11	vs. Oral Roberts	12-4-22
3FG Made	1	vs. 9/9 LSU	12-29-22*
3FG Att.	3	vs. Oral Roberts	12-4-22
FT Made	3	vs. A-State	12-11-22
FT Att.	4	vs. A-State	12-11-22*
Off. Reb.	6	vs. A-State	12-11-22
Def. Reb.	7	vs. Troy	12-1-22
Rebounds	8	vs. A-State	12-11-22*
Assists	3	vs. Florida	1-5-23
Blocks	2	at Kentucky	1-1-23*
Steals	2	vs. Lamar	12-8-22
Minutes	22	vs. A-State	12-11-22*

Points	11	vs. A-State	12-11-22
FG Made	5	vs. Oral Roberts	12-4-22
FG Att.	11	vs. Oral Roberts	12-4-22
3FG Made	1	vs. 9/9 LSU	12-29-22*
3FG Att.	3	vs. Oral Roberts	12-4-22
FT Made	3	vs. A-State	12-11-22
FT Att.	4	vs. A-State	12-11-22*
Off. Reb.	6	vs. A-State	12-11-22
Def. Reb.	7	vs. Troy	12-1-22
Rebounds	8	vs. A-State	12-11-22*
Assists	3	vs. Florida	1-5-23
Blocks	2	at Kentucky	1-1-23*
Steals	2	vs. Lamar	12-8-22
Minutes	22	vs. A-State	12-11-22*

Points	3	vs. 9/9 LSU	12-29-22
FG Made	2	at Kentucky	1-1-23*
FG Att.	6	vs. 9/9 LSU	12-29-22
3FG Made	1	vs. 9/9 LSU	12-29-22
3FG Att.	2	vs. 9/9 LSU	12-29-22
FT Made	N/A		
FT Att.	N/A		
Off. Reb.	1	vs. Vanderbilt	1-16-23*
Def. Reb.	2	at Kentucky	1-1-23
Rebounds	3	at Kentucky	1-1-23
Assists	3	vs. Florida	1-5-23
Blocks	2	at Kentucky	1-1-23
Steals	1	vs. 9/9 LSU	12-29-22
Minutes	16	vs. 9/9 LSU	12-29-22

Stat	21-22	22-23	Career
Double Figure Pts	-	3	3
Double Figure Rebs	-	-	-
Double-Doubles	-	-	-
5+ Assists	-	-	-
5+ Blocks	-	-	-
5+ Steals	-	-	-
Led Team in Pts	-	-	-
Led Team in Reb	-	-	-
20+ Points	-	-	-
30+ Points	-	-	-

GAME NOTES

- Played 5.5 minutes against Vanderbilt, tallying a basket
- Has scored in all but four games this season
- Logged a career-high 11 points and eight rebounds off the bench against Arkansas State for her third double-digit scoring game
- Sat out during the 2021-22 season, recovering from ACL injury
- The 13th ranked player and top ranked post player in the ESPN HoopGurlz 2021 recruiting rankings at the time of her signing
- Consensus five star recruit out of Bentonville High School
- McDonald's All-American in 2021
- Naismith High School Player of the Year Semifinalist following her senior season

WHO IS MARYAM DAUDA?

- Majoring in international business
- Born in Nigeria and moved to the U.S. when she was 12
- Father played professional basketball in Belgium
- Favorite pair of shoes: Air Jordan 11 'Cool Grey'
- Favorite TV show: Gilmore Girls

#30 DAUDA, Maryam

			Total			3-Pointers			Free throws			Rebounds									
Opponent	Date	GS	MIN	FG-FGA	PCT	3FG-3FGA	PCT	FT-FTA	PCT	OFF	DEF	TOT	AVG	PF	A	TO	BLK	STL	PTS	AVG	
at Ark.-Pine Bluff	11/07/2022		14:30	1-3	.333	0-0	.000	2-4	.500	2	1	3	3.0	4	1	1	1	1	4	4.0	
Central Ark.	11/11/2022		17:06	4-6	.667	0-0	.000	2-3	.667	3	2	5	4.0	3	0	2	1	1	10	7.0	
Tulsa	11/14/2022		09:28	1-2	.500	1-2	.500	0-0	.000	2	1	3	3.7	1	0	2	0	0	3	5.7	
Kent St.	11/17/2022		18:58	2-5	.400	0-0	.000	2-4	.500	2	3	5	4.0	3	1	2	0	0	6	5.8	
at Little Rock	11/20/2022		14:55	3-5	.600	1-1	1.000	0-0	.000	1	3	4	4.0	4	2	2	1	1	7	6.0	
vs Northern Ariz.	11/24/2022		16:23	2-3	.667	0-1	.000	1-2	.500	2	2	4	4.0	1	1	2	3	0	5	5.8	
vs Clemson	11/25/2022		14:27	0-2	.000	0-0	.000	0-0	.000	2	1	3	3.9	0	0	0	0	0	0	5.0	
vs Kansas St.	11/26/2022		11:16	1-2	.500	1-1	1.000	2-2	1.000	2	2	4	3.9	2	0	2	0	0	5	5.0	
Troy	12/01/2022		20:50	0-6	.000	0-1	.000	0-0	.000	0	7	7	4.2	4	0	1	0	0	0	4.4	
Oral Roberts	12/04/2022		22:08	5-11	.455	0-3	.000	0-0	.000	3	5	8	4.6	3	1	0	2	0	10	5.0	
Lamar University	12/08/2022		06:09	1-1	1.000	0-0	.000	0-0	.000	0	0	0	4.2	1	0	2	0	2	2	4.7	
Arkansas St.	12/11/2022		21:35	4-10	.400	0-0	.000	3-4	.750	6	2	8	4.5	1	1	2	0	1	11	5.3	
at Creighton	12/17/2022		10:25	1-2	.500	1-2	.500	1-2	.500	0	1	1	4.2	1	1	3	0	0	4	5.2	
vs Oregon	12/20/2022		11:49	3-7	.429	0-0	.000	0-0	.000	1	0	1	4.0	3	1	0	2	0	6	5.2	
vs South Fla.	12/21/2022		05:33	1-1	1.000	0-0	.000	0-0	.000	0	0	0	3.7	4	1	3	2	0	2	5.0	
LSU	12/29/2022		16:22	1-6	.167	1-2	.500	0-0	.000	1	1	2	3.6	2	0	1	0	1	3	4.9	
at Kentucky	01/01/2023		10:43	1-1	1.000	0-0	.000	0-0	.000	1	2	3	3.6	1	1	0	2	0	2	4.7	
Florida	01/05/2023		15:20	0-3	.000	0-1	.000	0-0	.000	0	1	1	3.4	2	3	0	0	0	0	4.4	
at Missouri	01/08/2023		03:19	0-1	.000	0-0	.000	0-0	.000	1	0	1	3.3	1	0	2	0	0	0	4.2	
Vanderbilt	01/16/2023		05:31	1-1	1.000	0-0	.000	0-0	.000	1	0	1	3.2	1	0	1	0	1	0	4.1	
Totals		0	266:48	32-78	.410	5-14	.357	13-21	.619	30	34	64	3.2	42	14	28	15	7	82	4.1	

Player Averages

Games Played	Minutes/game	Points/game	FG Pct	3FG Pct	FT Pct	Rebounds/game	Assists/game	Turnovers/game	Assist/Turnover ratio	Steals/game	Blocks/game
20	13.3	4.1	41.0	35.7	61.9	3.2	0.7	1.4	0.5	0.4	0.8

CAREER STATISTICS

SEASON	TEAM	GP-GS	MIN/AVG	Field Goals FG-FGA FG%	3-Point 3FG-3FGA 3FG%	F-Throws FT-FTA FT%	Rebounds OFF DEF TOT AVG	PF-FO	A	TO	BLK	STL	PTS	AVG
2022-23	Ark	20-0	267/13.3	32-78 .410	5-14 .357	13-21 .619	30 34 64 3.2	42-0	14	28	15	7	82	4.1
TOTAL		20-0	267/13.3	32-78 .410	5-14 .357	13-21 .619	30 34 64 3.2	42-0	14	28	15	7	82	4.1



34 Chrissy Carr | R-Sr. | 6-1 | G | Eden Prairie, Minn. (Manhattan [Kan.]) | Syracuse

CARR BENCHMARK STATS

2022-23 SEASON HIGHS

Points	22	at Little Rock	11-20-22
FG Made	7	vs. #25 K-State	11-26-22*
FG Att.	17	vs. Oral Roberts	12-4-22
3FG Made	5	vs. #25 K-State	11-26-22
3FG Att.	12	vs. Oral Roberts	12-4-22
FT Made	6	vs. Lamar	12-8-22
FT Att.	8	vs. Lamar	12-8-22
Off. Reb.	3	vs. NAU	11-24-22
Def. Reb.	8	vs. UCA	11-11-22
Rebounds	8	vs. UCA	11-11-22
Assists	3	vs. #16 Oregon	12-20-22
Blocks	2	vs. Vanderbilt	1-16-23
Steals	2	vs. 9/9 LSU	12-29-22
Minutes	36	vs. USF	12-21-22*

CAREER HIGHS

Points	31	vs. TCU^	3-1-21
FG Made	9	at Kansas^	1-23-21
FG Att.	20	at West Virginia^	3-3-21*
3FG Made	5	vs. Clemson	11-25-22*
3FG Att.	13	at TCU^	2-2-20
FT Made	11	vs. TCU^	3-1-21
FT Att.	12	vs. TCU^	3-1-21
Off. Reb.	4	at Kansas^	1-23-21
Def. Reb.	10	vs. Texas Tech^	2-24-21
Rebounds	15	vs. Morgan St. #	11-17-21
Assists	5	vs. Iowa State^	1-28-21
Blocks	3	vs. Louisville#	2-6-22*
Steals	4	vs. Morgan St. #	11-17-21*
Minutes	43	vs. UTRGV^	12-28-19
^ at Kansas State		# at Syracuse	

SEC HIGHS

Points	16	at Missouri	1-8-23*
FG Made	6	vs. Florida	1-5-23
FG Att.	15	vs. Florida	1-5-23
3FG Made	4	at Missouri	1-8-23*
3FG Att.	8	at Kentucky	1-1-23
FT Made	2	at Missouri	1-8-23*
FT Att.	2	at Missouri	1-8-23*
Off. Reb.	1	vs. Florida	1-5-23*
Def. Reb.	4	vs. Vanderbilt	1-16-23*
Rebounds	4	vs. Vanderbilt	1-16-23*
Assists	1	at Missouri	1-8-23*
Blocks	2	vs. Vanderbilt	1-16-23
Steals	2	vs. 9/9 LSU	12-29-22
Minutes	31	vs. Florida	1-5-23

NOTABLES

Stat	18-19	19-20	20-21	21-22	22-23	Career
Double Figure Pts	13	13	20	18	13	77
Double Figure Rebs	-	-	2	1	-	3
Double-Doubles	-	-	2	1	-	3
5+ Assists	-	-	3	-	-	3
5+ Blocks	-	-	-	-	-	-
5+ Steals	-	-	-	-	-	-
Led Team in Pts	3	5	9	9	4	30
Led Team in Reb	2	-	6	4	1	13
20+ Points	4	4	5	-	1	14
30+ Points	-	-	1	-	-	1

* Most Recent

GAME NOTES

- Recorded three consecutive double-digit games, including 11 points and four boards vs. Vanderbilt
- Surpassed 500 rebounds in her career on Monday
- Leads team with 44 3-pointers with her 2.2 triples per game ranked seventh in the SEC, while her 137 3-point attempts is No. 13 in the country
- Among active NCAA players, sits No. 11 in career 3-pointers (270) and 58 in scoring (1,540)
- Tabbled to Paradise Jam Reef All-Tournament Team, averaging 14.7 points and 5.0 rebounds per game
- Named No. 24 best transfer, according to ESPN
- Across five seasons, has started in 133 of 135 career games
- Was third on the team in scoring at Syracuse (11.7 PPG)
- Her best season came in her junior year at Kansas State, averaging 15.2 points, 4.9 rebounds and 1.8 assists per game
- Career-high of 31 points against TCU (3-1-21) marked one of 14 games she has launched 20+ points

WHO IS CHRISSY CARR?

- Wears #34 because it's #43 flipped and it was her dad's (Chris Carr) number in the NBA
- Comes from a basketball family, as her father, Chris, played six seasons in the NBA and lost to Kobe Bryant in the 1997 dunk contest, and her brother, Cameron, just signed to play basketball at Tennessee
- If she feels like she isn't playing well, she'll change her hair at halftime
- Chose Arkansas for family atmosphere and coaches and loved Fayetteville
- Favorite pair of shoes: Nike Dunks
- Favorite TV show: How to Get Away with Murder

#34 CARR, Chrissy

Opponent	Date	GS	MIN	Total		3-Pointers		Free throws		Rebounds				PF		A		TO		BLK		STL		PTS		AVG
				FG-FGA	PCT	3FG-3FGA	PCT	FT-FTA	PCT	OFF	DEF	TOT	AVG													
at Ark.-Pine Bluff	11/07/2022	*	19:49	3-8	.375	2-5	.400	2-2	1.000	2	1	3	3.0	0	0	0	0	0	0	0	0	0	0	10	10.0	
Central Ark.	11/11/2022	*	25:25	2-8	.250	2-6	.333	2-2	1.000	0	8	8	5.5	1	0	3	0	1	8	9.0						
Tulsa	11/14/2022	*	22:32	1-9	.111	1-8	.125	0-0	.000	2	4	6	5.7	0	0	2	1	0	3	7.0						
Kent St.	11/17/2022	*	25:55	4-7	.571	2-4	.500	2-2	1.000	0	4	4	5.3	2	1	0	0	0	12	8.3						
at Little Rock	11/20/2022	*	23:57	7-10	.700	4-6	.667	4-4	1.000	1	1	2	4.6	2	0	2	0	0	22	11.0						
vs Northern Ariz.	11/24/2022	*	25:46	2-8	.250	0-4	.000	3-4	.750	3	4	7	5.0	3	0	2	0	0	7	10.3						
vs Clemson	11/25/2022	*	30:43	6-13	.462	5-10	.500	2-2	1.000	1	3	4	4.9	3	1	1	0	1	19	11.6						
vs Kansas St.	11/26/2022	*	29:54	7-12	.583	3-8	.375	1-2	.500	0	4	4	4.8	0	0	0	0	0	18	12.4						
Troy	12/01/2022	*	25:43	5-14	.357	2-9	.222	2-2	1.000	1	2	3	4.6	2	0	0	0	1	14	12.6						
Oral Roberts	12/04/2022	*	35:04	6-17	.353	3-12	.250	0-0	.000	1	4	5	4.6	2	1	2	0	0	15	12.8						
Lamar University	12/08/2022	*	35:42	4-9	.444	4-9	.444	6-8	.750	1	1	2	4.4	2	0	1	0	0	18	13.3						
Arkansas St.	12/11/2022	*	28:20	3-14	.214	2-10	.200	2-2	1.000	0	6	6	4.5	2	0	0	0	1	10	13.0						
at Creighton	12/17/2022	*	15:20	0-3	.000	0-3	.000	4-4	1.000	0	2	2	4.3	2	0	0	0	1	4	12.3						
vs Oregon	12/20/2022	*	28:27	1-5	.200	1-5	.200	0-0	.000	0	1	1	4.1	0	3	1	0	0	1	3	11.6					
vs South Fla.	12/21/2022	*	36:32	3-9	.333	2-5	.400	2-2	1.000	1	2	3	4.0	1	0	0	0	1	10	11.5						
LSU	12/29/2022	*	29:00	3-10	.300	0-6	.000	0-0	.000	1	3	4	4.0	3	1	2	0	2	6	11.2						
at Kentucky	01/01/2023	*	24:55	3-10	.300	2-8	.250	0-0	.000	0	4	4	4.0	2	1	3	0	1	8	11.0						
Florida	01/05/2023	*	31:18	6-15	.400	2-7	.286	2-2	1.000	1	0	1	3.8	2	1	1	0	0	16	11.3						
at Missouri	01/08/2023	*	27:25	5-10	.500	4-6	.667	2-2	1.000	0	4	4	3.8	2	1	0	0	0	16	11.5						
Vanderbilt	01/16/2023	*	27:54	4-7	.571	3-6	.500	0-0	.000	0	4	4	3.9	3	0	1	2	1	11	11.5						
Totals			20	549:40	75-198	.379	44-137	.321	36-40	.900	15	62	77	3.9	34	10	21	3	11	230	11.5					

Player Averages

Games Played	Minutes/ game	Points/ game	FG Pct	3FG Pct	FT Pct	Rebounds/ game	Assists/ game	Turnovers/ game	Assist/Turnover ratio	Steals/ game	Blocks/ game
20	27.5	11.5	37.9	32.1	90.0	3.9	0.5	1.1	0.5	0.6	0.2

CAREER STATISTICS

		Field Goals				3-Point		F-Throws		Rebounds				Scoring						
SEASON	TEAM	GP-GS	MIN/AVG	FG-FGA	FG%	3FG-3FGA	3FG%	FT-FTA	FT%	OFF	DEF	TOT	AVG	PF-FO	A	TO	BLK	STL	PTS	AVG
2018-19	KState	33-31	967/29.3	109-339	.322	56-194	.289	51-71	.718	22	69	91	2.8	81-1	24	68	14	30	325	9.8
2019-20	KState	29-29	796/27.5	94-316	.297	55-195	.282	40-56	.714	12	69	81	2.8	57-0	50	66	9	16	283	9.8
2020-21	KState	24-24	776/32.3	127-327	.388	55-157	.350	55-71	.775	18	100	118	4.9	50-0	43	71	9	12	364	15.2
2021-22	SU	29-29	877/30.2	117-322	.363	60-175	.343	44-48	.917	27	107	134	4.6	80-1	39	58	18	30	338	11.7
2022-23	Ark	20-20	550/27.5	75-198	.379	44-137	.321	36-40	.900	15	62	77	3.9	34-0	10	21	3	11	230	11.5
TOTAL FOR Ark		20-20	550/27.5	75-198	.379	44-137	.321	36-40	.900	15	62	77	3.9	34-0	10	21	3	11	230	11.5
TOTAL		135-133	3966/29.4	522-1502	.348	270-858	.315	226-286	.790	94	407	501	3.7	302-2	166	284	53	99	1540	11.4



43 Makayla Daniels | Sr. | 5-8 | G | Frederick, Md. (Frederick HS)

DANIELS BENCHMARK STATS

Points	21	vs. Clemson	11-25-22
FG Made	6	vs. USF	12-21-22*
FG Att.	19	vs. Tulsa	11-14-22
3FG Made	4	vs. USF	12-21-22*
3FG Att.	11	vs. USF	12-21-22
FT Made	8	vs. Vanderbilt	1-16-23*
FT Att.	10	vs. Vanderbilt	1-16-23*
Off. Reb.	4	vs. Tulsa	11-14-22
Def. Reb.	6	vs. 9/9 LSU	12-29-22*
Rebounds	9	vs. Tulsa	11-14-22
Assists	5	vs. Kent State	11-17-22
Blocks	1	vs. Kent State	11-17-22
Steals	4	vs. Kent State	11-17-22*
Minutes	41	vs. USF	12-21-22

Points	34	vs. Creighton	12-21-21
FG Made	11	vs. Creighton	12-21-21*
FG Att.	19	vs. Tulsa	11-14-22
3FG Made	6	vs. Oral Roberts	11-14-19
3FG Att.	11	vs. USF	12-21-22
FT Made	8	vs. Vanderbilt	1-16-23*
FT Att.	10	vs. Vanderbilt	1-16-23*
Off. Reb.	5	at Vanderbilt	1-6-22
Def. Reb.	11	vs. Missouri	3-3-22
Rebounds	14	vs. Missouri	3-3-22
Assists	7	at SMU	12-9-20
Blocks	1	vs. Kent State	11-17-22*
Steals	6	vs. UCA	12-18-21
Minutes	43	vs. Missouri	3-3-22

Points	21	vs. Georgia	2-24-22
FG Made	8	vs. Florida	1-26-20
FG Att.	17	vs. Missouri	3-3-22
3FG Made	3	vs. Florida	1-5-23*
3FG Att.	10	vs. Florida	1-5-23
FT Made	8	vs. Vanderbilt	1-16-23
FT Att.	10	vs. Vanderbilt	1-16-23
Off. Reb.	5	at Vanderbilt	1-6-22
Def. Reb.	11	vs. Missouri	3-3-22
Rebounds	14	vs. Missouri	3-3-22
Assists	5	vs. Auburn	3-5-20*
Blocks	1	at Auburn	2-25-21*
Steals	4	vs. Texas A&M	1-10-21*
Minutes	43	vs. Missouri	3-3-22

Stat	19-20	20-21	21-22	22-23	Career
Double Figure Pts	10	18	17	14	58
Double Figure Rebs	-	-	1	-	1
Double-Doubles	-	-	1	-	1
5 + Assists	3	2	6	1	12
5 + Blocks	-	-	-	-	-
5 + Steals	1	-	1	-	2
Led Team in Pts	3	1	8	2	14
Led Team in Reb	-	1	7	1	9
20 + Points	2	1	5	2	10
30+ Points	-	-	2	-	2

* Most Recent

GAME NOTES

- Came up with the game-winning shot at the buzzer for Arkansas to defeat Vanderbilt, finishing that game with 16 points, six rebounds and four assists
- Had 20 points in her 100th career start vs. USF and is one of 19 players in the country to start in every game she has appeared in (minimum 100 games)
- Named Paradise Jam Reef Tournament MVP, averaging 17.3 points, 5.7 rebounds, 2.7 assists and 2.0 steals per game across those three contests
- Sits at No. 20 on the all-time scoring list (1,243) and 17 in assists (267) at Arkansas
- No. 6 in 3-point percentage (.383), 7 in FT percentage (.778) and 8 in 3-pointers made (2.1) in SEC
- Earned a spot on the SEC Preseason Second Team
- Leading returning scorer (14.0 PPG) and rebounder (5.3 RPG) from the 2021-22 team
- Became the 31st member of the 1,000-point club last season at the NCAA Tournament vs. Utah
- Registered her first career double-double against Mizzou in the SECT (13 points, 14 rebounds)
- Dropped a career-best 34 points against Creighton, her second 30+ point game of 2021-22

WHO IS MAKAYLA DANIELS?

- Graduated college in three years
- Lived in Japan for seven years, as well as Arizona, North Carolina and Maryland
- Played with Saylor Poffenbarger's brother in AAU for a stint
- Wears #43 because 4+3=7 and 7 is her favorite number
- One of the most interesting things about her is she loves piercings
- Favorite part about playing in Bud Walton Arena: the Hog Call

#43 DANIELS, Makayla

#45 DANIELS, Makayla																					
Opponent	Date	GS	Total			3-Pointers			Free throws		Rebounds			PF	A	TO	BLK	STL	PTS	AVG	
			FG	FGA	PCT	3FG	3FGA	PCT	FT	FTA	PCT	OFF	DEF								TOT
at Ark.-Pine Bluff	11/07/2022	*	23:11	0-5	.000	0-0	.000	4-5	.800	1	5	6	6.0	1	1	2	0	1	4	4.0	
Central Ark.	11/11/2022	*	24:18	5-8	.625	1-2	.500	3-6	.500	0	2	2	4.0	0	4	0	0	4	14.9		
Tulsa	11/14/2022	*	36:43	6-19	.316	4-9	.444	3-4	.750	4	5	9	5.7	1	3	2	0	0	19	12.3	
Kent St.	11/17/2022	*	24:02	3-6	.500	2-3	.667	1-3	.333	1	1	2	4.8	3	5	2	1	4	9	11.5	
at Little Rock	11/20/2022	*	22:29	3-4	.750	3-4	.750	3-4	.750	1	2	3	4.4	2	4	1	0	1	12	11.6	
vs Northern Ariz.	11/24/2022	*	30:01	5-10	.500	0-1	.000	8-9	.889	1	5	6	4.7	4	4	4	0	2	18	12.7	
vs Clemson	11/25/2022	*	34:19	6-12	.500	2-5	.400	7-10	.700	0	5	5	4.7	4	2	6	0	2	21	13.9	
vs Kansas St.	11/26/2022	*	37:39	4-15	.267	2-10	.200	3-3	1.000	0	6	6	4.9	0	2	3	0	2	13	13.8	
Troy	12/01/2022	*	25:36	2-6	.333	2-6	.333	4-4	1.000	0	3	3	4.7	4	4	3	0	3	10	13.3	
at Creighton	12/17/2022	*	30:00	3-7	.429	2-3	.667	4-6	.667	1	1	2	4.4	4	3	3	0	0	12	13.2	
vs Oregon	12/20/2022	*	33:47	6-17	.353	3-8	.375	0-0	.000	1	2	3	4.3	3	1	1	0	1	15	13.4	
vs South Fla.	12/21/2022	*	41:28	6-17	.353	4-11	.364	4-5	.800	2	2	4	4.3	2	3	1	0	2	20	13.9	
LSU	12/29/2022	*	30:21	3-11	.273	2-7	.286	2-2	1.000	0	6	6	4.4	3	3	2	0	3	10	13.6	
at Kentucky	01/01/2023	*	26:22	3-8	.375	3-7	.429	2-2	1.000	1	1	2	4.2	4	4	2	0	0	11	13.4	
Florida	01/05/2023	*	30:20	3-10	.300	3-10	.300	7-8	.875	0	1	1	4.0	2	2	1	0	0	16	13.6	
at Missouri	01/08/2023	*	32:35	4-11	.364	1-3	.333	0-0	.000	3	2	5	4.1	4	2	4	0	0	9	13.3	
Vanderbilt	01/16/2023	*	32:46	3-7	.429	2-5	.400	8-10	.800	2	4	6	4.2	1	4	2	0	1	16	13.5	
Totals			17	515:58	65-173	.376	36-94	.383	63-81	.778	18	53	71	4.2	42	51	39	1	26	229	13.5

Player Averages

Games Played	Minutes/game	Points/game	FG Pct	3FG Pct	FT Pct	Rebounds/game	Assists/game	Turnovers/game	Assist/Turnover ratio	Steals/game	Blocks/game
17	30.4	13.5	37.6	38.3	77.8	4.2	3.0	2.3	1.3	1.5	0.1

CAREER STATISTICS

SEASON TEAM	GP-GS	MIN/AVG	Field Goals FG-FGA FG%	3-Point 3FG-3FGA 3FG%	F-Throws FT-FTA FT%	Rebounds OFF DEF TOT AVG	Scoring PF-FO A TO BLK STL PTS AVG
2019-20 Ark	32-32	720/22.5	107-216 .495	25-56 .446	60-77 .779	7 48 55 1.7	67-1 77 44 2 45 299 9.3
2020-21 Ark	28-28	801/28.6	101-256 .395	44-120 .367	78-97 .804	9 74 83 3.0	75-2 61 43 4 41 324 11.6
2021-22 Ark	28-28	845/30.2	126-307 .410	40-136 .294	99-125 .792	51 98 149 5.3	74-1 78 42 4 50 391 14.0
2022-23 Ark	17-17	516/30.4	65-173 .376	36-94 .383	63-81 .778	18 53 71 4.2	42-0 51 39 1 26 229 13.5
TOTAL	105-105	2882/27.4	399-952 .419	145-406 .357	300-380 .789	85 273 358 3.4	258-4 267 168 11 162 1243 11.8



55 Emrie Ellis | So. | 6-3 | F | Vanoss, Okla. | Vanoss HS

2022-23 SEASON HIGHS

ELLIS BENCHMARK STATS

Points	5	vs. Florida	1-5-23*
FG Made	2	at Little Rock	11-20-22
FG Att.	3	vs. Oral Roberts	12-4-22*
3FG Made	1	vs. Florida	1-5-23*
3FG Att.	1	vs. Florida	1-5-23*
FT Made	2	vs. Florida	1-5-23
FT Att.	2	vs. Florida	1-5-23*
Off. Reb.	1	vs. UCA	11-11-22
Def. Reb.	3	vs. UCA	11-11-22
Rebounds	4	vs. UCA	11-11-22
Assists	N/A		
Blocks	N/A		
Steals	1	at UAPB	11-7-22
Minutes	15	at UAPB	11-7-22

CAREER HIGHS

Points	11	vs. Auburn	2-10-22
FG Made	4	vs. Auburn	2-10-22
FG Att.	7	vs. Auburn	2-10-22*
3FG Made	1	vs. Florida	1-5-23*
3FG Att.	3	vs. 1/1 SC	1-17-22*
FT Made	3	vs. Auburn	2-10-22
FT Att.	4	vs. Auburn	2-10-22
Off. Reb.	3	at Missouri	2-13-22
Def. Reb.	5	at Missouri	2-13-22
Rebounds	8	at Missouri	2-13-22
Assists	2	at Vanderbilt	1-6-22*
Blocks	5	vs. UAPB	11-12-21
Steals	1	at UAPB	11-7-22*
Minutes	27	vs. Auburn	2-10-22

SEC HIGHS

Points	11	vs. Auburn	2-10-22
FG Made	4	vs. Auburn	2-10-22
FG Att.	7	vs. Auburn	2-10-22*
3FG Made	1	vs. Florida	1-5-23*
3FG Att.	3	vs. 1/1 SC	1-17-22
FT Made	3	vs. Auburn	2-10-22
FT Att.	4	vs. Auburn	2-10-22
Off. Reb.	3	at Missouri	2-13-22
Def. Reb.	5	at Missouri	2-13-22
Rebounds	8	at Missouri	2-13-22
Assists	2	vs. Vanderbilt	1-6-22*
Blocks	2	vs. Auburn	2-10-22
Steals	1	at Alabama	1-20-22
Minutes	27	vs. Auburn	2-10-22

NOTABLES

Stat	21-22	22-23	Career
Double Figure Pts	1	-	1
Double Figure Rebs	-	-	-
Double-Doubles	-	-	-
5 + Assists	-	-	-
5 + Blocks	1	-	1
5 + Steals	-	-	-
Led Team in Pts	-	-	-
Led Team in Reb	-	-	-
20 + Points	-	-	-
30+ Points	-	-	-

* Most Recent

GAME NOTES

- Has played in 14 games this season
- Coming off matching a season-high five points off a perfect shooting day against Florida
- Registered a season-high five points at Little Rock after going 2-of-3 from the field
- Blocked five shots against UAPB, the most by a freshman Hog since 2014
- Played in 27 games off the bench in her debut season
- Best performance came against Auburn, tallying 11 points and five boards in 27 minutes
- VYPE Top 100 in all four of her high school seasons
- Led the state of Oklahoma in rebounds and blocks in 2018

WHO IS EMRIE ELLIS?

- Majoring in recreation and sport management
- Wears #55 because it was her dad's number
- Favorite thing to do in Fayetteville: swim or go to the lake
- Favorite game from last season: the team's win over Auburn
- Would tell people she wanted to be a nurse when she grew up

#55 ELLIS, Emrie

Opponent	Date	GS	MIN	Total		3-Pointers		Free throws		Rebounds				PF	A	TO	BLK	STL	PTS	AVG
				FG-FGA	PCT	3FG-3FGA	PCT	FT-FTA	PCT	OFF	DEF	TOT	AVG							
at Ark.-Pine Bluff	11/07/2022		15:24	0-2	.000	0-0	.000	0-0	.000	0	2	2	2.0	2	0	0	0	1	0	0.0
Central Ark.	11/11/2022		12:53	0-1	.000	0-1	.000	0-0	.000	1	3	4	3.0	0	0	0	0	0	0	0.0
Kent St.	11/17/2022		08:43	0-2	.000	0-1	.000	0-0	.000	0	1	1	2.3	1	0	0	0	0	0	0.0
at Little Rock	11/20/2022		12:49	2-3	.667	1-1	1.000	0-0	.000	0	2	2	2.3	3	0	3	0	0	5	1.3
vs Northern Ariz.	11/24/2022		01:57	0-0	.000	0-0	.000	0-0	.000	0	0	0	1.8	0	0	1	0	0	0	1.0
vs Kansas St.	11/26/2022		02:11	0-0	.000	0-0	.000	0-0	.000	0	0	0	1.5	1	0	1	0	0	0	0.8
Troy	12/01/2022		08:42	0-2	.000	0-1	.000	1-2	.500	0	0	0	1.3	1	0	0	0	0	1	0.9
Oral Roberts	12/04/2022		08:33	1-3	.333	0-0	.000	0-0	.000	0	1	1	1.3	0	0	0	0	0	2	1.0
Lamar University	12/08/2022		02:23	0-0	.000	0-0	.000	0-0	.000	0	0	0	1.1	0	0	0	0	0	0	0.9
vs Oregon	12/20/2022		00:56	0-0	.000	0-0	.000	0-0	.000	0	1	1	1.1	0	0	0	0	0	0	0.8
vs South Fla.	12/21/2022		02:31	0-0	.000	0-0	.000	0-0	.000	0	0	0	1.0	0	0	0	0	0	0	0.7
LSU	12/29/2022		02:31	0-0	.000	0-0	.000	0-0	.000	0	0	0	0.9	0	0	0	0	0	0	0.7
at Kentucky	01/01/2023		02:55	0-0	.000	0-0	.000	0-0	.000	0	1	1	0.9	0	0	0	0	0	0	0.6
Florida	01/05/2023		03:42	1-1	1.000	1-1	1.000	2-2	1.000	0	1	1	0.9	0	0	0	0	0	5	0.9
Totals			0 86:10	4-14	.286	2-5	.400	3-4	.750	1	12	13	0.9	8	0	5	0	1	13	0.9

Player Averages

Games Played	Minutes/game	Points/game	FG Pct	3FG Pct	FT Pct	Rebounds/game	Assists/game	Turnovers/game	Assist/Turnover ratio	Steals/game	Blocks/game
14	6.2	0.9	28.6	40.0	75.0	0.9	0.0	0.4	0.0	0.1	0.0

CAREER STATISTICS

				Field Goals		3-Point		F-Throws		Rebounds				Scoring						
SEASON	TEAM	GP-GS	MIN/AVG	FG-FGA	FG%	3FG-3FGA	3FG%	FT-FTA	FT%	OFF	DEF	TOT	AVG	PF-FO	A	TO	BLK	STL	PTS	AVG
2021-22	Ark	27-0	293/10.9	33-85	.388	3-24	.125	9-13	.692	19	37	56	2.1	40-1	15	22	22	2	78	2.9
2022-23	Ark	14-0	86/6.2	4-14	.286	2-5	.400	3-4	.750	1	12	13	0.9	8-0	0	5	0	1	13	0.9
TOTAL		41-0	379/9.3	37-99	.374	5-29	.172	12-17	.706	20	49	69	1.7	48-1	15	27	22	3	91	2.2



Official Basketball Box Score - Final
Arkansas at Ark.-Pine Bluff
11/07/22 H.O. Clemmons Arena, Pine Bluff
2022-23 Women's Basketball

Game Time: 6:00 PM
Game Duration: 4:04
Attendance: 3,128

Officials: Eric Baker, LaShonda Kidd, Randy Robertson

Arkansas - 70

Record: 2-0

NO. Name	Min	FG M-A	3P M-A	FT M-A	Rebounds OR DR TOT	Fouls PF FD	TP	AS	TO	ST	Blocks BS BA	+/-
4 Erynn Barnum	F 25:04	6-14	0-0	3-13	6 5 11	2 9	15	1	2	4	0	2 18
0 Saylor Poffenbarger	G 27:35	3-14	2-9	3-6	2 6 8	1 4	11	2	2	0	1 1 23	
2 Samara Spencer	G 31:00	6-16	1-7	2-8	0 4 4	4 4	15	4	1	0	0 0 1	
34 Chrissy Carr	G 19:49	3-8	2-5	2-2	2 1 3	0 1	10	0	0	0	0 0 23	
43 Makayla Daniels	G 23:11	0-5	0-0	4-5	1 5 6	1 6	4	1	2	1	0 1 29	
11 Rylee Langerman	22:50	1-1	0-0	2-4	4 2 6	3 3	4	0	2	4	0 0 0	
24 Jersey Wollenbarger	20:37	2-7	0-0	3-4	4 3 7	1 2	7	0	2	1	0 0 -2	
30 Maryam Dauda	14:30	1-3	0-0	2-4	2 1 3	4 2	4	1	1	1	0 0 1	
55 Emrie Ellis	15:24	0-2	0-0	0-0	0 2 2	2 0	0	0	0	1	0 1 -10	
Team					3 3 6		0	0				
Totals		22-70	5-21	21-46	24 32 56	18 31	70	9	12	12	2 5 20	

Technical Fouls: NONE

Shooting By Period		
1 st FG%	6-16	37.5%
3PT%	2-8	25.0%
FT%	1-6	16.7%
2 nd FG%	9-24	37.5%
3PT%	3-5	60.0%
FT%	6-15	40%
3 rd FG%	5-13	38.5%
3PT%	0-2	0.0%
FT%	9-17	52.9%
4 th FG%	2-17	11.8%
3PT%	0-6	0.0%
FT%	5-8	62.5%
GM FG%	22-70	31.4%
3PT%	5-21	23.8%
FT%	21-46	45.7%

Dead Ball Rebounds: 13, 0

Ark.-Pine Bluff - 50

Record: 0-2

NO. Name	Min	FG M-A	3P M-A	FT M-A	Rebounds OR DR TOT	Fouls PF FD	TP	AS	TO	ST	Blocks BS BA	+/-
23 Maori Davenport	C 27:57	3-10	0-1	9-13	6 8 14	3 7	15	2	4	3	2 1 2	
2 Shayla Boule	G 18:12	2-2	0-0	1-4	1 1 2	4 3	5	0	3	0	0 0 1	
5 Jelissa Reese	G 17:06	1-4	0-1	2-2	0 3 3	4 2	4	0	0	0	0 0 -23	
15 Coriah Beck	G 30:06	3-12	1-5	1-2	0 2 2	3 1	8	0	3	0	0 0 -13	
24 Raziya Potter	G 25:38	3-10	0-1	0-2	2 2 4	4 1	6	2	4	0	1 1 -11	
21 Takaylyn Busby	12:53	0-1	0-1	0-0	1 3 4	1 0	0	0	1	0	0 0 -12	
54 Maya Peat	14:53	0-4	0-2	0-2	1 3 4	3 1	0	0	4	0	1 0 -19	
3 Demetria Shephard	12:07	1-6	1-3	0-0	0 2 2	3 0	3	0	0	0	0 0 -14	
11 Tia Morgan	17:08	1-4	1-2	0-0	1 1 2	3 2	3	0	2	0	0 0 0	
10 Azaria Robinson	02:35	0-0	0-0	0-0	0 0 0	0 0	0	0	0	0	0 0 -1	
33 Breazia Robinson	01:01	0-0	0-0	0-0	0 0 0	0 0	0	0	0	0	0 0 0	
4 Kourtney Rittenberry	11:58	2-4	0-1	0-0	0 6 6	2 0	4	0	1	1	1 0 -6	
1 Markisha Body	06:46	1-1	0-0	0-0	0 1 1	2 0	2	0	0	0	0 0 -3	
32 Stephanie Okowi	01:40	0-0	0-0	0-0	0 0 0	0 1	0	0	0	0	0 0 -3	
Team					2 3 5		0	0				
Totals		17-58	3-17	13-25	14 35 49	32 18	50	4	22	4	5 2 -20	

Technical Fouls: Reese 3rd 8:36

Shooting By Period		
1 st FG%	3-14	21.4%
3PT%	1-4	25.0%
FT%	3-4	75%
2 nd FG%	2-13	15.4%
3PT%	0-7	0.0%
FT%	3-8	37.5%
3 rd FG%	5-13	38.5%
3PT%	1-3	33.3%
FT%	7-13	53.8%
4 th FG%	7-18	38.9%
3PT%	1-3	33.3%
FT%	0-0	0%
GM FG%	17-58	29.3%
3PT%	3-17	17.6%
FT%	13-25	52.0%

Dead Ball Rebounds: 7, 1

	ARK	UAPB
Biggest lead	34 (3 rd 2:48)	1 (1 st 6:41)
Best Scoring Run	17 (2 nd 6:19)	12 (4 th 7:28)
Lead Changes	2	0
Times Tied	0	0
Time with Lead	37:44	01:20



Official Basketball Box Score - Final
Tulsa at Arkansas
11/14/22 Bud Walton Arena, Fayetteville
2022-23 Women's Basketball

Game Time: 7:00 PM
Game Duration: 2:54
Attendance: 2,511

Officials: Dee Karler, Michael McConnell, Talisa Green

Tulsa - 70

Record: 2-1

NO. Name	Min	FG M-A	3P M-A	FT M-A	Rebounds OR DR TOT	Fouls PF FD	TP	AS	TO	ST	Blocks BS BA	+/-
2 Temira Poindexter	F 36:10	9-18	2-7	1-2	0 3 3	1 4	21	3	2	0	0 1 -3	
20 Katelyn Levings	F 27:38	5-10	1-4	0-0	3 4 7	5 2	11	1	1	0	4 0 1	
0 Katia Gallegos	G 11:55	0-0	0-0	0-0	0 2 2	1 1	0	4	1	0	0 0 0	
10 Maya Mayberry	G 34:06	6-11	4-6	1-4	0 4 4	3 5	17	2	3	2	0 0 -3	
11 Maddie Bittle	G 28:50	3-10	2-4	0-0	1 4 5	4 1	8	3	6	0	0 0 -2	
5 Delanie Crawford	24:47	2-5	2-4	1-2	0 3 3	4 1	7	3	0	0	0 0 -10	
35 Ahrayr Young	23:21	1-6	0-3	1-4	0 2 2	1 2	3	1	1	2	0 1 -10	
13 Jessika Evans	09:51	1-1	1-1	0-0	0 2 2	4 0	3	0	2	0	0 0 -9	
30 Caroline Lyles	02:37	0-0	0-0	0-0	1 1 1	1 0	0	0	1	0	0 0 -6	
1 Cam Mathews	00:10	0-0	0-0	0-0	0 0 0	0 0	0	0	0	0	0 0 -1	
21 Hadley Periman	00:35	0-0	0-0	0-0	0 0 0	0 0	1	0	0	0	0 0 -2	
Team					0 6 6		0	0				
Totals		27-61	12-29	4-12	4 31 35	25 16	70	17	17	4	4 2 -9	

Technical Fouls: NONE

Shooting By Period		
1 st FG%	6-17	35.3%
3PT%	2-7	28.6%
FT%	1-2	50%
2 nd FG%	7-14	50.0%
3PT%	4-7	57.1%
FT%	1-6	16.7%
3 rd FG%	4-13	30.8%
3PT%	4-8	50.0%
FT%	2-4	50%
4 th FG%	10-17	58.8%
3PT%	2-7	28.6%
FT%	0-0	0%
GM FG%	27-61	44.3%
3PT%	12-29	41.4%
FT%	4-12	33.3%

Dead Ball Rebounds: 6, 4

Arkansas - 79

Record: 3-0

NO. Name	Min	FG M-A	3P M-A	FT M-A	Rebounds OR DR TOT	Fouls PF FD	TP	AS	TO	ST	Blocks BS BA	+/-
4 Erynn Barnum	F 30:32	10-12	0-0	7-12	3 5 8	3 7	27	0	1	2	1 1 3	
0 Saylor Poffenbarger	G 28:35	1-4	0-2	0-0	2 8 10	4 2	2	3	0	1	0 0 13	
2 Samara Spencer	G 39:04	3-16	3-11	4-6	0 3 3	2 9	13	4	2	0	0 2 7	
34 Chrissy Carr	G 22:32	1-9	1-8	0-0	2 4 6	0 1	3	0	2	0	1 0 7	
43 Makayla Daniels	G 36:43	6-19	4-9	3-4	4 5 9	1 3	19	3	2	0	0 1 5	
11 Rylee Langerman	22:35	2-7	2-5	4-6	2 3 5	3 3	10	1	0	4	0 0 1	
30 Maryam Dauda	09:28	1-2	1-2	0-0	2 1 3	1 0	3	0	2	0	0 0 6	
24 Jersey Wollenbarger	10:31	1-3	0-2	0-0	0 0 0	0 2	2	0	0	0	0 0 3	
Team					2 1 3		0	0				
Totals		25-72	11-39	18-28	17 30 47	16 25	79	11	9	7	2 4 9	

Technical Fouls: NONE

Shooting By Period		
1 st FG%	8-19	42.1%
3PT%	4-10	40.0%
FT%	4-6	66.7%
2 nd FG%	6-20	30.0%
3PT%	3-11	27.3%
FT%	2-2	100%
3 rd FG%	4-20	20.0%
3PT%	2-14	14.3%
FT%	3-4	75%
4 th FG%	7-13	53.8%
3PT%	2-4	50.0%
FT%	9-16	56.3%
GM FG%	25-72	34.7%
3PT%	11-39	28.2%
FT%	18-28	64.3%

Dead Ball Rebounds: 5, 2

	TU	ARK
Biggest lead	2 (1 st 9:36)	15 (1 st 1:38)
Best Scoring Run	9 (2 nd 9:53)	9 (1 st 1:38)
Lead Changes	3	0
Times Tied	2	0
Time with Lead	01:11	37:07

	TU	ARK
Points from Turnovers	7	19
Paint	28	26
Second Chance	0	9
Fast Breaks	5	21
Bench	13	15

	TU	ARK
Period by Period Scoring		
1st	15	19
2nd	14	22
3rd	13	25
4th	7	9



Official Basketball Box Score - Final
Central Ark. at Arkansas
11/11/22 Bud Walton Arena, Fayetteville
2022-23 Women's Basketball

Game Time: 10:30 AM
Game Duration: 1:56
Attendance: 7,410

Officials: Brian Hall, Kristen Bel, Kaz Beverley

Central Ark. - 34

Record: 0-2

NO. Name	Min	FG M-A	3P M-A	FT M-A	Rebounds OR DR TOT	Fouls PF FD	TP	AS	TO	ST	Blocks BS BA	+/-
11 Kyjai Miles	F 20:24	2-7	0-0	0-2	2 3 5	3 2	4	1	0	0	1 -24	
1 Kinley Fisher	G 24:15	3-9	1-5	0-0	0 3 3	0 0	7	0	2	1	0 0 -22	
10 Gloria Fornah	G 25:35	0-4	0-0	2-4	2 4 6	5 2	2	0	2	0	0 4 -21	
12 Siera Carter	G 09:57	0-2	0-1	2-3	0 1 1	2 2	2	0	2	1	0 0 -14	
3 Kayla Mitchell	G 19:34	2-3	1-2	0-0	0 2 2	5 1	5	1	4	0	0 0 -14	
3 Randrea Wright	19:37	0-5	0-3	1-2	0 1 1	2 2	1	1	3	0	0 0 -24	
15 Paris Atkins	31:39	3-16	0-5	1-4	1 4 5	2 3	7	1	1	1	0 1 -30	
43 Jenny Peakie	11:05	0-5	0-3	0-0	3 1 4	1 0	0	0	0	1	0 0 -7	
30 Keerra Prim	27:48	2-3	0-0	2-4	4 5 9	4 2	6	0	2	1	1 0 -22	
5 Lashiyah Fowler	06:33	0-1	0-0	0-0	0 0 0	2 0	0	0	0	0	0 0 -8	
2 Leah Perry	01:41	0-0	0-0	0-0	0 0 0	0 0	0	0	0	0	0 0 -4	
4 Jada Wilmington	01:52	0-0	0-0	0-0	0 1 1	0 0	0	0	0	0	0 0 0	
Team					2 2 4		0	0	1	1		
Totals		12-55	2-19	8-19	14 27 41	26 14	34	3	18	5	1 6 -38	

#SIDEBYSIDE



Official Basketball Box Score - Final
Arkansas at Little Rock
11/20/22 Jack Stephens Center, Little Rock
2022-23 Women's Basketball

Game Time: 1:00 PM
Game Duration: 1:56
Attendance: 2,879

Officials: Ty Bitts, Nadi Carey, Daniel Drake

Arkansas - 93										Record: 5-9										
NO.	Name	Min	FG M-A	3P M-A	FT M-A	Rebounds OR DR	Fouls PF	TP PP	AS	TO	ST	Blocks BS BA	+/-	Shooting By Period						
4	Erynn Barnum	F 20:40	5-5	0-0	5-6	0	9	9	3	4	15	1	5	0	1	0	23	1 st FG%	8-11	72.7%
0	Saylor Poffenbarger	G 27:53	3-4	0-1	3-4	0	9	9	3	4	9	1	3	0	0	0	32	3PT%	2-3	66.7%
2	Samara Spencer	G 30:08	4-9	0-4	3-4	0	7	7	1	4	11	6	6	0	0	0	39	FT%	2-4	50%
34	Chrissy Carr	G 23:57	7-10	4-6	4-4	1	1	2	2	22	0	2	0	0	0	0	33	2 nd FG%	7-12	58.3%
43	Makayla Daniels	G 22:29	3-4	3-4	3-4	1	2	3	2	5	12	4	1	1	0	0	34	3PT%	2-5	40.0%
11	Rylee Langerman	13:45	1-1	0-0	1-2	0	0	0	0	1	1	3	0	0	0	0	15	3 rd FG%	8-13	61.5%
24	Jersey Wolfenbarger	17:05	2-6	1-2	1-2	1	4	5	1	1	6	1	0	0	0	0	20	3PT%	4-9	44.4%
30	Maryam Dauda	14:55	3-5	1-1	0-0	1	3	4	4	0	7	2	2	1	1	0	13	FT%	5-6	83.3%
55	Emmie Ellis	12:49	2-3	1-1	0-0	0	2	2	3	0	5	0	3	0	0	0	9	4 th FG%	7-12	58.3%
22	Avery Hughes	05:04	0-1	0-0	2-2	0	0	0	2	1	2	0	0	0	0	0	-4	3PT%	2-2	100.0%
20	Karley Johnson	06:19	0-0	0-0	1-2	0	0	0	0	1	1	1	0	1	0	0	1	FT%	8-10	80%
21	Loren Lindsey	04:56	0-0	0-0	0-0	0	0	0	0	0	0	0	0	0	0	0	5	GM FG%	30-48	62.5%
Team																		3PT%	10-19	52.6%
Totals			30-48	10-19	23-30	5	40	45	22	23	93	16	22	3	2	0	44	FT%	23-30	76.7%

Technical Fouls:NONE

Dead Ball Rebounds:4,0

Little Rock - 49			Record: 1-2																																																																																																																																																																																																																																																																																																																																																																																																																																																																																																																																																																																																																																																																																																																																																																																																																																																																																																																																																																																																																																																																																																																																																																																																																																																																	
NO.	Name	Min	FG	3P	FT	Rebounds	Fouls	TP	AS	TO	ST	Blocks	+/-	Shooting By Period																																																																																																																																																																																																																																																																																																																																																																																																																																																																																																																																																																																																																																																																																																																																																																																																																																																																																																																																																																																																																																																																																																																																																																																																																																																						
			M-A	M-A	M-A	OR	DR	TOT	PF	FD		BS	BA		1 st	FG%	4-12	33.3%																																																																																																																																																																																																																																																																																																																																																																																																																																																																																																																																																																																																																																																																																																																																																																																																																																																																																																																																																																																																																																																																																																																																																																																																																																																		
11	Faith Lee	F 23:32	1-9	0-0	3-4	0	0	0	4	3	5	0	3	0	0	3PT%	0-0	0.0%																																																																																																																																																																																																																																																																																																																																																																																																																																																																																																																																																																																																																																																																																																																																																																																																																																																																																																																																																																																																																																																																																																																																																																																																																																																		
32	Nikki Metcalfe	F 31:37	6-11	0-0	0-0	0	4	4	2	2	12	1	3	0	0	1	-37	FT%	2-3	66.7%																																																																																																																																																																																																																																																																																																																																																																																																																																																																																																																																																																																																																																																																																																																																																																																																																																																																																																																																																																																																																																																																																																																																																																																																																																																
3	Jayla Brooks	G 17:58	0-2	0-0	1-2	0	0	0	4	1	1	0	0	1	0	0	-21	2 nd	FG%	4-20	20.0%																																																																																																																																																																																																																																																																																																																																																																																																																																																																																																																																																																																																																																																																																																																																																																																																																																																																																																																																																																																																																																																																																																																																																																																																																																															
10	Jaiyah Harris-Smith	G 36:41	2-4	0-0	3-3	2	3	5	0	2	3	6	4	1	0	0	-37	3PT%	1-3	33.3%																																																																																																																																																																																																																																																																																																																																																																																																																																																																																																																																																																																																																																																																																																																																																																																																																																																																																																																																																																																																																																																																																																																																																																																																																																																
12	Tia Harvey	G 25:55	6-22	0-1	2-2	0	0	0	2	3	14	1	3	2	0	0	-35	FT%	1-1	0.0%																																																																																																																																																																																																																																																																																																																																																																																																																																																																																																																																																																																																																																																																																																																																																																																																																																																																																																																																																																																																																																																																																																																																																																																																																																																
34	Angelique Francis	16:18	1-2	0-0	0-2	1	1	2	3	5	2	0	1	0	0	0	-2	3 rd	FG%	2-4	14.3%																																																																																																																																																																																																																																																																																																																																																																																																																																																																																																																																																																																																																																																																																																																																																																																																																																																																																																																																																																																																																																																																																																																																																																																																																																															
0	Toyosi Abiola	21:05	2-9	1-6	1-2	1	0	1	2	4	6	1	0	0	0	0	-25	3PT%	0-2	0.0%																																																																																																																																																																																																																																																																																																																																																																																																																																																																																																																																																																																																																																																																																																																																																																																																																																																																																																																																																																																																																																																																																																																																																																																																																																																
22	Mesi Triplett	10:16	0-2	0-0	0-2	1	1	2	1	1	0	0	0	0	0	0	-11	FT%	3-4	75%																																																																																																																																																																																																																																																																																																																																																																																																																																																																																																																																																																																																																																																																																																																																																																																																																																																																																																																																																																																																																																																																																																																																																																																																																																																
4	Sha'nequa Henry	13:18	1-2	0-0	0-0	1	2	3	1	0	2	0	1	1	0	0	-12	4 th	FG%	9-17	52.9%																																																																																																																																																																																																																																																																																																																																																																																																																																																																																																																																																																																																																																																																																																																																																																																																																																																																																																																																																																																																																																																																																																																																																																																																																																															
1	Mira Hanna	03:20	0-0	0-0	0-0	0	1	1	0	0	0	0	0	0	0	0	-5	3PT%	0-2	0.0%																																																																																																																																																																																																																																																																																																																																																																																																																																																																																																																																																																																																																																																																																																																																																																																																																																																																																																																																																																																																																																																																																																																																																																																																																																																
Team																		FT%	5-10	50%																																																																																																																																																																																																																																																																																																																																																																																																																																																																																																																																																																																																																																																																																																																																																																																																																																																																																																																																																																																																																																																																																																																																																																																																																																																
Totals			19-63			1-7			10-17			7			16			23			22			22			49			9			16			5			0			2			-44																																																																																																																																																																																																																																																																																																																																																																																																																																																																																																																																																																																																																																																																																																																																																																																																																																																																																																																																																																																																																																																																																																																																																																																																																							
																					Technical Fouls:NONE																																																																																																																																																																																																																																																																																																																																																																																																																																																																																																																																																																																																																																																																																																																																																																																																																																																																																																																																																																																																																																																																																																																																																																																																																																															

Technical Fouls:NONE

Dead Ball Rebounds:4,0

	ARK	LR	Points from	ARK	LR	Period by Period Scoring						
Biggest lead	45 (4 th 9:05)	2 (1 st 9:14)	Turnovers	19	16							
			Paint	38	16	1st	2nd	3rd	4th	TOT		
Best Scoring Run	11 (3 rd 2:43)	4 (4 th 7:19)	Second Chance	10	3	ARK	20	24	25	24	93	
Lead Changes	1		Fast Breaks	9	8	LR	10	9	7	23	49	
Times Tied	1		Bench	24	10							
Time with Lead	37:22	00:20										



Official Basketball Box Score - Final
Troy at Arkansas
12/01/22 Bud Walton Arena, Fayetteville
2022-23 Women's Basketball

Game Time: 7:00 PM
Game Duration: 2:02
Attendance: 3,019

Officials: William (Bily) Smith, Meadow Overstreet, Teresa Luck

Troy - 70

Record: 3-4

NO. Name	Min	FG M-A	3P M-A	FT M-A	Rebounds OR DR TOT	Fouls PF FD	TP	AS	TO	ST	Blocks BS BA	+/-
10 Tai'Sheka Porchia	F 24:52	3-10	0-0	4-5	1 4 5	1 3	10	1	3	1	1 1	-1
11 Ja'Mia Hollings	F 24:28	4-9	0-1	0-0	3 5 8	2 0	8	1	3	1	0 0	-24
3 Makayia Hallmon	G 25:13	9-23	4-7	3-4	0 1 1	3 2	25	1	1	0	0 0	-17
5 Jada Walton	G 21:37	4-13	2-5	0-1	4 0 4	1 2	10	2	1	0	0 0	-16
22 Sharonica Hartfield	G 15:32	0-2	0-2	4-6	2 0 2	5 4	4	1	2	0	0 0	-11
12 Nia Daniel	13:55	1-4	0-2	0-0	2 2 4	0 0	2	0	1	0	1 0	2
20 Janese Camp	15:47	1-5	0-0	1-2	3 7 10	4 2	3	0	5	1	2 1	-9
4 Jashanti Simmons	08:13	0-1	0-0	0-0	1 2 3	2 0	0	1	0	0	0 0	1
0 Gabbi Cartagena	14:25	1-4	0-3	1-1	1 1 2	1 2	3	0	0	0	0 0	5
1 Mary Delgado	13:33	2-3	1-1	0-0	0 1 1	3 1	5	3	2	1	0 0	-2
21 Ke'Aja Williams	10:44	0-0	0-0	0-0	1 3 4	2 0	0	0	0	0	1 0	1
23 Shaniah Nunn	06:52	0-2	0-1	0-2	1 2 3	0 1	0	0	2	0	0 0	-6
31 Jamila Nansombi-Gunter	04:48	0-1	0-0	0-0	1 0 1	0 0	0	0	0	0	0 0	-8
Team					4 1 5		0	1				
Totals	25:77	7-22	13-21	24	29	53	25	17	70	10	21 5	5 3 -17

Technical Fouls: Coach 2nd 3rd 5th Hallmon 4th 0th 0th 1

Dead Ball Rebounds: 4, 3

Arkansas - 87

Record: 9-0

NO. Name	Min	FG M-A	3P M-A	FT M-A	Rebounds OR DR TOT	Fouls PF FD	TP	AS	TO	ST	Blocks BS BA	+/-
4 Erynn Barnum	F 19:10	8-9	0-1	2-2	3 5 8	1 2	18	2	1	2	0 0	12
0 Saylor Poffenbarger	G 24:18	3-8	1-4	2-2	0 3 3	1 3	9	5	3	0	1 0	1
2 Samara Spencer	G 27:47	8-15	3-8	0-3	0 3 3	1 4	19	6	3	1	0 2	26
3 Chrissy Carr	G 25:43	5-14	2-9	2-2	1 2 3	2 1	14	0	0	1	0 0	23
43 Makayia Daniels	G 25:36	2-6	2-6	4-4	0 3 3	4 7	10	4	3	3	0 0	10
11 Rylee Langerman	15:55	0-2	0-2	1-2	1 4 5	2 2	1	3	2	0	0 0	20
24 Jersey Wollenbarger	20:46	4-7	3-5	0-2	2 1 3	1 1	11	0	0	1	2 0	9
30 Maryam Dauda	20:50	0-6	0-1	0-0	0 7 7	4 1	0	0	1	0	0 0	5
55 Emrie Ellis	08:42	0-2	0-1	1-2	0 0 0	1 1	1	0	0	0	0 0	-10
20 Karley Johnson	05:38	0-0	0-0	0-0	1 0 1	0 0	0	0	0	0	0 0	1
22 Avery Hughes	03:22	1-1	0-0	2-2	0 0 0	0 1	4	0	0	0	0 0	-6
21 Loren Lindsey	02:13	0-0	0-0	0-0	0 0 0	0 0	1	0	0	0	0 0	-1
Team					2 3 5		0	1				
Totals	31:70	11-37	14-21	10	31	41	19	23	87	20	14 8	3 5 17

Technical Fouls: Coach 3rd 1st 4th 3rd 5th Hallmon 4th 0th 0th 1

Dead Ball Rebounds: 4, 1

	TROY	ARK
Biggest lead	0 (1 st 10:00)	27 (3 rd 4:18)
Best Scoring Run	6 (4 th 5:38)	9 (2 nd 2:54)
Lead Changes	0	
Times Tied	3	
Time with Lead	00:00	38:50

Points from Turnovers	TROY	ARK
Paint	20	40
Second Chance	14	9
Fast Breaks	17	20
Bench	13	17

Period by Period Scoring	1st	2nd	3rd	4th	TOT
TROY	17	7	7	20	70
ARK	27	17	23	20	87

#SIDEBYSIDE



Official Basketball Box Score - Final
Oral Roberts at Arkansas
12/04/22 Bud Walton Arena, Fayetteville
2022-23 Women's Basketball

Game Time: 2:00 PM
Game Duration: 1:48
Attendance: 2,947

Officials: Katie Lukanich, Sal Esho, Eric Baker

Oral Roberts - 58

Record: 2-7

NO. Name	Min	FG M-A	3P M-A	FT M-A	Rebounds OR DR TOT	Fouls PF FD	TP	AS	TO	ST	Blocks BS BA	+/-
22 Ruthie Udumoh	F 32:26	0-8	0-2	4-6	2 3 5	4 3	4	0	3	0	0 2	-34
32 Tirzah Moore	F 32:17	7-12	0-0	2-2	5 6 11	3 3	16	0	1	0	2 3	-40
2 Hannah Cooper	G 38:07	7-19	0-1	1-3	0 3 3	4 3	15	4	4	4	0 4	-36
11 Ariel Walker	G 24:06	4-11	1-5	4-6	3 2 5	2 4	13	0	1	2	0 0	-20
14 Delaney Nix	G 25:41	1-8	0-7	0-0	0 3 3	1 0	2	1	0	0	0 0	-21
20 Lauren Ramey	16:29	1-6	0-5	0-0	0 3 3	0 0	2	0	0	0	1 0	-9
30 Sara Rodrigues	19:51	1-4	1-3	3-4	0 4 4	3 3	6	1	1	0	0 0	0
23 Talia Pogi	09:10	0-3	0-3	0-0	0 1 1	1 0	0	0	1	0	0 0	-12
1 Maggie Sockey	01:53	0-0	0-0	0-0	0 0 0	1 0	0	0	1	0	0 0	2
Team					2 4 6		0	1				
Totals	21:71	2-26	14-21	12	29	41	19	16	58	6	13 6	3 9 -34

Technical Fouls: NONE

Dead Ball Rebounds: 3, 0

Arkansas - 92

Record: 10-0

NO. Name	Min	FG M-A	3P M-A	FT M-A	Rebounds OR DR TOT	Fouls PF FD	TP	AS	TO	ST	Blocks BS BA	+/-
4 Erynn Barnum	F 19:43	3-5	0-0	0-0	2 3 5	3 0	6	4	1	0	1 0	14
0 Saylor Poffenbarger	G 26:09	5-11	1-3	3-4	0 13 13	4 5	14	5	0	0	1 0	35
2 Samara Spencer	G 30:40	10-17	6-8	6-12	1 1 2	1 6	32	3	2	3	1 0	36
24 Jersey Wollenbarger	G 32:30	2-5	0-2	5-5	3 9 12	1 3	9	1	2	0	0 4	29
3 Chrissy Carr	G 35:04	6-17	3-12	0-0	1 4 5	2 1	15	1	2	0	0 0	33
11 Rylee Langerman	16:32	1-4	0-2	1-2	3 2 5	2 1	3	1	0	2	0 0	5
30 Maryam Dauda	22:08	5-11	0-3	0-0	3 5 8	3 0	10	1	0	0	2 1	14
55 Emrie Ellis	08:33	1-3	0-0	0-0	0 1 1	0 1	2	0	0	0	0 1	4
22 Avery Hughes	03:52	0-0	0-0	1-2	0 0 0	0 1	1	0	0	1	0 0	1
20 Karley Johnson	02:43	0-1	0-0	0-0	0 0 0	0 0	1	0	0	0	0 1	1
21 Loren Lindsey	02:06	0-0	0-0	0-0	0 0 0	0 0	0	0	0	0	0 0	-2
Team					2 4 6		0	1				
Totals	33:74	10-30	16-25	15	42	57	16	19	92	16	8 5	9 3 34

Technical Fouls: NONE

Dead Ball Rebounds: 6, 0

	ORU	ARK
Biggest lead	2 (1 st 9:14)	36 (4 th 2:06)
Best Scoring Run	6 (2 nd 3:18)	14 (4 th 8:21)
Lead Changes	3	
Times Tied	1	
Time with Lead	01:14	37:53

Points from Turnovers	ORU	ARK
Paint	36	42
Second Chance	10	10
Fast Breaks	13	20
Bench	8	16

Period by Period Scoring	1st	2nd	3rd	4th	TOT
ORU	16	21	10	11	58
ARK	22	19	32	19	92



Official Basketball Box Score - Final
Lamar University at Arkansas
12/08/22 Bud Walton Arena, Fayetteville
2022-23 Women's Basketball

Game Time: 7:00 PM
Game Duration: 1:52
Attendance: 2,268

Officials: Putari Spurlock-Welsh, Nykesha Thompson, Eric Brewster

Lamar University - 50

Record: 4-4

NO. Name	Min	FG M-A	3P M-A	FT M-A	Rebounds OR DR TOT	Fouls PF FD	TP	AS	TO	ST	Blocks BS BA	+/-
14 Emma Imevbore	F 07:08	1-2	0-0	0-0	2 2 4	4 0	2	0	1	0	1 0	-4
22 NJ Weems	F 14:32	0-1	0-1	2-3	0 1 1	3 1	2	0	4	0	0 0	1
3 Sabria Dean	G 37:53	3-11	3-6	2-2	3 4 7	3 3	11	1	5	3	0 2	-10
11 Portia Adams	G 30:57	5-12	2-3	0-0	1 4 5	4 3	12	0	1	1	0 0	-2
30 RT'Mari Taylor	G 35:49	4-12	1-2	0-0	0 1 1	1 2	9	5	3	2	0 3	-11
2 Alyiah Craft	15:21	1-3	0-1	0-0	0 1 1	2 0	2	0	2	0	0 0	-6
41 Akasha Davis	24:01	3-10	0-0	2-3	3 2 5	2 8	0	2	1	1	0 0	-5
13 Taliah Hill	08:51	1-2	0-0	2-2	1 1 2	4 1	4	0	0	0	0 1	-4
33 Anaya Bernard	25:28	0-2	0-0	0-0	1 6 7	3 1	0	0	0	2	0 1	-14
Team					1 2 3		0	2				
Totals	18:55	6-13	8-10	12	24	36	26	13	50	6	20 9	2 9 -13

Technical Fouls: NONE

Dead Ball Rebounds: 1, 1

Arkansas - 63

Record: 11-0

NO. Name	Min	FG M-A	3P M-A	FT M-A	Rebounds OR DR TOT	Fouls PF FD	TP	AS	TO	ST	Blocks BS BA	+/-
4 Erynn Barnum	F 33:51	2-4	0-1	1-4	3 5 8	2 5	5	3	5	1	2 0	15
0 Saylor Poffenbarger	G 37:37	7-13	2-5	1-3	2 10 12	3 4	17	3	5	2	3 2	19
2 Samara Spencer	G 33:45	5-10	1-3	6-16	0 0 0	4 11	17	4	5	0	0 0	7
24 Jersey Wollenbarger	G 32:20	2-9	0-3	0-0	3 3 6	1 0	4	0	1	2	3 0	13
3 Chrissy Carr	G 35:42	4-9	4-9	6-8	1 1 2	2 4	18	0	1	0	0 0	13
11 Rylee Langerman	18:13	0-2	0-2	0-0	1 5 6	0 2	0	0	1	1	1 0	8
30 Maryam Dauda	06:09	1-1	0-0	0-0	0 0 0	1 0	1	2	0	2	0 0	-2
55 Emrie Ellis	02:23	0-0	0-0	0-0	0 0 0	0 0	0	0	0	0	0 0	-6
Team					2 1 3		0	0				
Totals	21:48	7-23	14-31	12	25	37	13	26	63	10	20 8	9 2 13

Technical Fouls: NONE

Dead Ball Rebounds: 7, 1

	LU	ARK
Biggest lead	4 (2 nd 6:27)	13 (4 th 0:13)
Best Scoring Run	5 (2 nd 0:16)	9 (3 rd 0:46)
Lead Changes	0	
Times Tied	7	
Time with Lead	10:24	24:04

Points from	LU	ARK
Turnovers	9	12
Paint	20	26
Second Chance	10	8
Fast Breaks	4	11
Bench	14	2

Period by Period Scoring						
	1st	2nd	3rd	4th	TOT	
LU	16	17	10	7	50	
ARK	13	18	16	16	63	

#SIDEBYSIDE



Official Basketball Box Score - Final
Arkansas at Creighton
12/17/22 D.J. Sokol Arena, Omaha, Neb.
2022-23 Women's Basketball

Game Time: 1:00 PM
Game Duration: 2:03
Attendance: 1,050

Officials: Tiara Cruise, Dee Kantner, Pualani Spurlock-Welsh

Arkansas - 83

Record: 13-0

NO. Name	Min	FG M-A	3P M-A	FT M-A	Rebounds OR DR TOT	Fouls PF FD	TP	AS	TO	ST	Blocks BS BA	+/-
4 Erynn Barnum	F 29:35	5-9	0-0	5-7	1 1 2	2 4	15	4	0	2	2 0	8
0 Saylor Poffenbarger	G 37:44	6-16	2-7	2-3	4 7 11	3 2	16	3	6	2	0 1	5
2 Samara Spencer	G 36:38	10-17	5-7	1-4	0 4 4	3 4	26	4	1	0	0 2	13
34 Chrissy Carr	G 15:21	0-3	0-3	2-2	0 2 2	2 2	2	0	0	1	0 0	3
43 Makayla Daniels	G 30:00	3-7	2-3	6-8	1 1 2	4 6	14	3	3	0	0 0	1
11 Rylee Langerman	25:26	2-3	2-3	0-0	1 4 5	1 0	6	0	0	0	0 0	2
24 Jersey Wolfenbarger	14:51	0-1	0-1	0-0	1 2 3	1 0	0	0	0	0	0 0	8
30 Maryam Dauda	10:25	1-2	1-2	1-2	0 1 1	1 1	4	1	3	0	0 0	0
Team					1 5 6	0	0	0	0	0	0 0	
Totals		27-58	12-26	17-26	9 27 36	17 19	83	15	13	5	2 3	8

Technical Fouls: NONE

Shooting By Period			
1 st FG%	5-13	38.5%	
3PT%	2-7	28.6%	
FT%	1-6	16.7%	
2 nd FG%	9-16	56.3%	
3PT%	4-6	66.7%	
FT%	2-4	50%	
3 rd FG%	7-18	38.9%	
3PT%	4-11	36.4%	
FT%	6-8	75%	
4 th FG%	6-11	54.5%	
3PT%	2-2	100.0%	
FT%	8-8	100%	
GM FG%	27-58	46.6%	
3PT%	12-26	46.2%	
FT%	17-26	65.4%	

Dead Ball Rebounds: 3, 0

Creighton - 75

Record: 8-2

NO. Name	Min	FG M-A	3P M-A	FT M-A	Rebounds OR DR TOT	Fouls PF FD	TP	AS	TO	ST	Blocks BS BA	+/-
31 Emma Ronsiek	F 26:02	5-11	1-5	2-2	2 5 7	5 2	13	2	2	0	0 0	-2
13 Rachael Saunders	G 15:51	2-2	0-0	0-0	1 2 3	4 0	4	2	1	2	0 0	-6
15 Lauren Jensen	G 30:15	4-16	1-8	4-5	1 3 4	3 4	13	1	3	1	0 0	-11
21 Molly Mogensen	G 31:27	1-9	1-8	1-2	0 4 4	2 2	4	1	3	1	0 0	-13
30 Morgan Maly	G 28:43	5-13	2-8	12-12	5 4 9	1 6	24	3	3	0	0 0	-9
14 Mallory Brake	13:44	0-0	0-0	0-2	2 0 2	0 1	0	1	0	1	1 0	6
22 Carly Bachelor	27:55	3-8	0-1	0-0	5 6 11	3 2	6	1	0	0	0 0	-9
11 Kiani Lockett	08:11	0-1	0-1	0-0	0 0 0	1 0	0	2	1	0	0 0	7
2 Kennedy Townsend	06:11	0-1	0-1	0-0	0 0 0	0 0	0	1	0	0	0 0	-6
12 Jayme Horan	11:41	3-5	3-4	2-2	1 3 4	1 1	11	0	0	0	0 0	3
Team					1 1 2	0	0	1	0	0	0 0	
Totals		23-66	8-35	21-25	18 28 46	20 17	75	14	14	5	3 2	-8

Technical Fouls: Saunders 3rd 9:11

Shooting By Period			
1 st FG%	7-19	36.8%	
3PT%	3-13	23.1%	
FT%	0-0	0%	
2 nd FG%	3-12	25.0%	
3PT%	3-7	42.9%	
FT%	3-10	30%	
3 rd FG%	8-20	40%	
3PT%	2-10	20%	
FT%	2-2	100%	
4 th FG%	5-15	33.3%	
3PT%	0-5	0%	
FT%	12-13	92.3%	
GM FG%	23-66	34.8%	
3PT%	8-35	22.9%	
FT%	21-25	84.0%	

Dead Ball Rebounds: 2, 0

	ARK	CRE
Biggest lead	11 (3 rd 2:35)	6 (2 nd 7:00)
Best Scoring Run	11 (3 rd 9:41)	7 (3 rd 7:10)
Lead Changes	4	
Times Tied	9	
Time with Lead	26:10	12:53

Points from Turnovers	ARK	CRE
	11	12
Paint	26	24
Second Chance	11	14
Fast Breaks	10	9
Bench	10	17

Period by Period Scoring	1st	2nd	3rd	4th	TOT
ARK	13	24	24	22	83
CRE	17	16	20	22	75



Official Basketball Box Score - Final
Oregon at Arkansas
12/20/22 Pechanga Arena, San Diego
2022-23 Women's Basketball

Game Time: 1:00 PM
Game Duration: 1:46
Attendance: 321

Officials: Kim Hobbs, Sal Escho, Scott Osborn

Oregon - 85

Record: 10-1

NO. Name	Min	FG M-A	3P M-A	FT M-A	Rebounds OR DR TOT	Fouls PF FD	TP	AS	TO	ST	Blocks BS BA	+/-
40 Grace VanSlooten	F 31:00	10-19	0-0	6-10	3 3 6	3 6	26	1	3	0	2 3	5
15 Philipina Kyei	C 25:30	3-6	0-0	0-2	5 9 14	1 2	6	1	1	0	1 1	0
2 Chance Gray	G 28:31	3-11	2-5	0-0	0 1 1	1 0	8	1	1	0	0 0	14
4 Endyia Rogers	G 33:47	6-13	1-3	7-10	0 3 3	2 9	20	6	1	2	1 0	12
12 Te-Hina Paopao	G 32:06	4-10	3-6	1-2	0 5 5	2 1	12	4	2	1	2 0	3
0 Tayla Hanson	18:01	3-5	1-3	1-2	1 4 5	1 1	8	2	1	0	0 0	-6
3 Ahise Hurst	23:04	2-6	1-3	0-0	0 4 4	2 1	5	2	0	0	0 0	10
11 Taylor Hosendove	08:01	0-0	0-0	0-0	2 3 5	2 0	0	0	1	0	0 0	-3
Team					3 4 7	0	0	0	0	0	0 0	
Totals		31-70	8-20	15-26	14 36 50	14 20	85	17	10	3	6 4	7

Technical Fouls: NONE

Shooting By Period			
1 st FG%	10-20	50.0%	
3PT%	2-5	40.0%	
FT%	0-0	0%	
2 nd FG%	4-12	33.3%	
3PT%	0-3	0.0%	
FT%	8-14	57.1%	
3 rd FG%	7-20	35.0%	
3PT%	1-3	33.3%	
FT%	2-2	100%	
4 th FG%	10-18	55.6%	
3PT%	5-9	55.6%	
FT%	5-10	50%	
GM FG%	31-70	44.3%	
3PT%	8-20	40.0%	
FT%	15-26	57.7%	

Dead Ball Rebounds: 6, 0

Arkansas - 78

Record: 13-1

NO. Name	Min	FG M-A	3P M-A	FT M-A	Rebounds OR DR TOT	Fouls PF FD	TP	AS	TO	ST	Blocks BS BA	+/-
4 Erynn Barnum	F 27:14	8-17	3-4	3-4	5 4 9	4 2	22	0	0	0	1 1	-8
0 Saylor Poffenbarger	G 34:09	2-9	1-6	0-0	1 10 11	3 0	5	3	2	1	0 0	0
2 Samara Spencer	G 38:40	6-18	2-6	6-8	0 7 7	5 7	20	2	1	0	0 0	-6
34 Chrissy Carr	G 28:27	1-5	1-5	0-0	0 1 1	0 0	3	3	1	1	0 0	1
43 Makayla Daniels	G 33:47	6-17	3-8	0-0	1 2 3	3 15	1	1	1	0	0 0	-13
11 Rylee Langerman	24:58	2-4	2-2	1-2	4 3 7	2 2	7	0	3	0	0 0	-10
30 Maryam Dauda	11:49	3-7	0-0	0-0	1 0 1	3 0	6	1	0	0	0 0	0
55 Emrie Ellis	00:56	0-0	0-0	0-0	0 1 1	0 0	0	0	0	0	0 0	1
Team					3 2 5	0	0	0	0	0	0 0	
Totals		28-77	12-31	10-14	15 30 45	20 14	78	18	9	4	4 6	-7

Technical Fouls: NONE

Shooting By Period			
1 st FG%	10-21	47.6%	
3PT%	4-5	80.0%	
FT%	1-2	50%	
2 nd FG%	5-16	31.3%	
3PT%	1-9	11.1%	
FT%	1-2	50%	
3 rd FG%	9-23	39.1%	
3PT%	4-9	44.4%	
FT%	0-0	0%	
4 th FG%	4-17	23.5%	
3PT%	3-8	37.5%	
FT%	3-10	80%	
GM FG%	28-77	36.4%	
3PT%	12-31	38.7%	
FT%	10-14	71.4%	

Dead Ball Rebounds: 2, 0

	ORG	ARK
Biggest lead	7 (4 th 0:28)	7 (2 nd 5:05)
Best Scoring Run	9(2 nd 0:56)	6 (1 st 4:25)
Lead Changes	7	
Times Tied	9	
Time with Lead	13:38	20:50

Points from	ORG	ARK
Turnovers	8	15
Paint	40	26
Second Chance	18	12
Fast Breaks	15	11
Bench	13	13

Period by Period Scoring	1st	2nd	3rd	4th	TOT
ORG	22	16	17	30	85
ARK	25	12	22	19	78



Official Basketball Box Score - Final
South Fla. at Arkansas
12/21/22 Pechanga Arena, San Diego
2022 NCAA W San Diego Invitational

Game Time: 1:00 PM
Game Duration: 2:07
Attendance: 303

Officials: Doug Knight, Kim Hobbs, Scott Osborn

South Fla. - 66

Record: 11-4

NO. Name	Min	FG M-A	3P M-A	FT M-A	Rebounds OR DR TOT	Fouls PF FD	TP	AS	TO	ST	Blocks BS BA	+/-
32 Dulcy Fankam Mendiadeu	F 29:56	8-11	0-0	0-0	2 10 12	4 2	16	0	2	0	0 1	13
55 Carla Brito	F 15:32	2-5	1-1	3-4	0 3 3	0 3	8	1	1	0	1 0	6
3 Sammie Puitsis	G 44:02	2-11	1-7	0-0	2 3 5	0 2	5	2	3	0	0 0	1
5 Elena Tsineke	G 40:28	9-17	3-6	2-2	2 0 2	4 3	23	3	7	3	1 2	3
22 Aerial Wilson	G 22:13	1-1	1-1	0-2	0 3 3	5 1	3	5	2	0	1 0	9
12 Marina Asensio	09:08	0-0	0-0	0-0	0 3 3	0 0	0	2	0	0	0 0	0
20 Daniela Gonzalez	29:28	1-6	1-2	0-0	1 0 1	4 1	3	1	0	0	0 2	-5
2 Priscilla Williams	03:21	0-1	0-0	0-0	0 0 0	0 0	0	0	1	0	0 0	-2
14 Emma Johansson	13:45	1-2	0-1	0-0	0 3 3	2 1	2	1	1	1	1 0	-10
1 Maria Alvarez	15:16	1-4	1-3	3-3	1 1 2	1 1	6	0	2	0	0 0	-7
0 Caitlin McGee	01:19	0-0	0-0	0-0	0 1 1	0 0	0	0	0	0	1 0	-2
10 Janelle Aamio	00:32	0-0	0-0	0-0	0 0 0	0 0	0	0	0	0	0 0	-1
Team					2 3 5	0	0	0	0	0	0 0	
Totals		25-58	8-21	8-11	10 30 40	21 14	66	15	19	4	5 5	1

Technical Fouls: NONE

Shooting By Period			
1 st FG%	6-14	42.9%	
3PT%	1-1	100.0%	
FT%	0-0	0%	
2 nd FG%	2-13	15.4%	
3PT%	1-6	16.7%	
FT%	0-0	0%	
3 rd FG%	10-14	71.4%	
3PT%	4-7	57.1%	
FT%	3-6	50%	
4 th FG%	6-13	46.2%	
3PT%	2-5	40.0%	
FT%	3-3	100%	
-OTFG%	1-4	25.0%	
3PT%	0-2	0%	
FT%	2-2	100%	
GM FG%	25-58	43.1%	
3PT%	8-21	38.1%	
FT%	8-11	72.7%	

Dead Ball Rebounds: 2, 0

Arkansas - 65

Record: 13-2

NO. Name	Min	FG M-A	3P M-A	FT M-A
----------	-----	-----------	-----------	-----------



Official Basketball Box Score - Final
Arkansas at Kentucky
01/01/23 Memorial Coliseum, Lexington
2022-23 Women's Basketball

Game Time: 2:00 PM
Game Duration: 1:52
Attendance: 3,284

Officials: Gina Cross, Karen Preato, Frank Sliatore

Arkansas - 71

Record: 14-3 (1-1)

NO.	Name	Min	FG	3P	FT	Rebounds	Fouls	TP	AS	TO	ST	Blocks	+/-
			M-A	M-A	M-A	OR DR TOT	PF FD					BS BA	
4	Erynn Barnum	F 29:17	7-11	0-0	3-4	4 4 8	2 4	17	7	3	0	3 1	20
0	Saylor Poffenbarger	G 33:57	8-17	0-3	1-1	2 5 7	2 4	17	3	6	0	2 0	15
2	Samara Spencer	G 33:22	1-8	1-4	3-4	0 2 2	2 3	6	5	1	2	0 1	22
34	Chrissy Carr	G 24:55	3-10	2-8	0-0	0 4 4	2 3	8	1	3	1	0 0	18
43	Makayla Daniels	G 26:22	3-8	3-7	2-2	1 1 2	4 2	11	4	2	0	0 1	15
11	Rylee Langerman	G 22:54	2-4	2-3	0-0	2 5 7	0 0	6	1	1	1	0 0	23
24	Jersey Wolfenbarger	14:55	2-5	0-0	0-0	0 3 3	2 2	4	0	2	0	0 1	-2
30	Maryam Dauda	10:43	1-1	0-0	0-0	1 2 3	1 0	2	1	0	0	2 0	1
55	Emrie Ellis	02:55	0-0	0-0	0-0	0 1 1	0 0	0	0	0	0	0 0	-5
22	Avery Hughes	00:40	0-0	0-0	0-0	0 0 0	0 0	0	0	1	0	0 0	-2
Team			2 2 4		0 0		0 0		0 0		0 0		
Totals			27-64	8-25	9-11	12 29 41	15 18	71	22	19	4	7 4	21

Technical Fouls: NONE

Shooting By Period		
1 st FG%	7-16	43.8%
3PT%	1-7	14.3%
FT%	1-1	100%
2 nd FG%	8-21	38.1%
3PT%	2-9	22.2%
FT%	0-0	0%
3 rd FG%	7-17	41.2%
3PT%	4-6	66.7%
FT%	1-2	50%
4 th FG%	5-10	50.0%
3PT%	1-3	33.3%
FT%	7-8	87.5%
GM FG%	27-64	42.2%
3PT%	8-25	32.0%
FT%	9-11	81.8%

Dead Ball Rebounds: 4, 0

Kentucky - 50

Record: 8-6 (0-2)

NO.	Name	Min	FG	3P	FT	Rebounds	Fouls	TP	AS	TO	ST	Blocks	+/-
			M-A	M-A	M-A	OR DR TOT	PF FD					BS BA	
21	Niyah Leveretter	F 18:52	1-4	0-0	3-6	6 3 9	2 3	5	0	3	1	1 0	-7
5	Blair Green	G 33:00	5-19	2-6	2-2	1 1 2	3 1	14	1	3	2	0 1	-13
11	Jada Walker	G 33:17	6-14	0-1	1-2	1 0 1	2 2	13	2	4	2	0 0	-12
22	Maddie Scherr	G 37:51	1-11	0-5	6-7	4 6 10	2 4	8	3	5	5	0 1	-15
24	Emma King	G 17:41	1-3	0-1	0-0	0 1 1	1 0	2	0	0	1	2 0	-1
13	Ajae Petty	14:21	2-7	0-0	0-0	3 5 8	0 2	4	0	3	2	1 3	-22
25	Adebola Adeyeye	13:47	0-1	0-0	0-0	2 1 3	4 0	0	0	2	0	0 0	-0
4	Eniya Russell	13:10	0-1	0-0	0-0	0 3 3	1 1	0	1	3	0	0 0	-19
3	Kennedy Cambridge	05:01	0-0	0-0	0-0	0 0 0	1 0	0	0	0	1	0 0	-4
20	Amiya Jenkins	13:00	1-5	0-1	2-2	1 1 2	2 2	4	1	0	0	0 0	-3
Team			1 1 2		0 0		0 0		0 0		0 0		
Totals			17-65	2-14	14-19	19 22 41	18 15	50	8	23	14	4 7	-21

Technical Fouls: NONE

Shooting By Period		
1 st FG%	3-12	25.0%
3PT%	0-2	0.0%
FT%	2-3	66.7%
2 nd FG%	5-17	29.4%
3PT%	1-3	33.3%
FT%	0-0	0%
3 rd FG%	4-14	28.6%
3PT%	0-4	0.0%
FT%	1-2	50%
4 th FG%	5-22	22.7%
3PT%	1-5	20.0%
FT%	11-14	78.6%
GM FG%	17-65	26.2%
3PT%	2-14	14.3%
FT%	14-19	73.7%

Dead Ball Rebounds: 5, 1

	AR	UK
Biggest lead	27 (3 rd 2:45)	2 (1 st 5:33)
Best Scoring Run	16 (2 nd 7:03)	9 (3 rd 9:16)
Lead Changes	2	
Times Tied	4	
Time with Lead	36:09	00:35

Points from Turnovers	AR	UK
	33	10
Paint	34	28
Second Chance	9	9
Fast Breaks	4	10
Bench	12	8

Period by Period Scoring	1st	2nd	3rd	4th	TOT
AR	16	18	19	18	71
UK	8	11	9	22	50



Official Basketball Box Score - Final
Florida at Arkansas
01/05/23 Bud Walton Arena, Fayetteville
2022-23 Women's Basketball

Game Time: 7:00 PM
Game Duration: 2:05
Attendance: 4,524

Officials: Roy Gubeyan, Ashlee Goode, Brian Garland

Florida - 74

Record: 12-4 (1-2)

NO.	Name	Min	FG	3P	FT	Rebounds	Fouls	TP	AS	TO	ST	Blocks	+/-
			M-A	M-A	M-A	OR DR TOT	PF FD					BS BA	
25	Faith Dut	F 11:28	0-2	0-1	1-2	0 4 4	5 1	1	0	1	0	1 0	-5
24	Ra Shaya Kyle	C 22:40	6-11	0-0	5-6	2 3 5	2 4	17	0	1	0	0 1	-11
3	Kirsten Deans	G 27:56	4-14	1-7	9-11	0 3 3	3 6	18	1	0	1	0 0	-11
5	Alberte Rimdal	G 25:37	4-10	1-2	0-0	3 1 4	5 0	9	3	2	1	0 0	-18
15	Nina Rickards	G 24:20	1-7	0-2	4-4	1 0 1	4 3	6	0	4	2	0 1	-19
1	Myka Perry	26:18	6-11	2-4	3-5	0 3 3	1 3	17	1	1	0	0 0	-23
2	Talyana Wyche	16:42	1-3	0-0	2-2	0 1 1	3 3	4	0	0	0	1 0	-17
00	Talyah Wyche	15:12	0-0	0-0	3-2	5 2 0	0 1	1	1	1	1	0 1	-8
20	Jeriah Warren	21:58	0-2	0-2	1-4	5 0 1	2 1	0	1	0	1	0 0	-15
22	Paige Clausen	07:49	0-1	0-0	0-0	0 1 1	2 0	0	0	0	0	0 0	-13
Team			0 1 1		0 0		0 0		0 0		0 0		
Totals			22-64	4-18	26-32	10 23 33	27 21	74	7	10	6	2 3	-28

Technical Fouls: Rickards 3rd 6:30

Shooting By Period		
1 st FG%	7-16	43.8%
3PT%	2-3	66.7%
FT%	3-4	75%
2 nd FG%	2-16	12.5%
3PT%	1-5	20.0%
FT%	3-4	75%
3 rd FG%	7-17	41.2%
3PT%	0-5	0.0%
FT%	14-16	87.5%
4 th FG%	6-15	40.0%
3PT%	1-5	20.0%
FT%	6-8	75%
GM FG%	22-64	34.4%
3PT%	4-18	22.2%
FT%	26-32	81.3%

Dead Ball Rebounds: 4, 1

Arkansas - 102

Record: 15-3 (2-1)

NO.	Name	Min	FG	3P	FT	Rebounds	Fouls	TP	AS	TO	ST	Blocks	+/-
			M-A	M-A	M-A	OR DR TOT	PF FD					BS BA	
4	Erynn Barnum	F 24:35	5-8	1-1	4-8	2 6 8	4 5	15	6	1	1	1 1	16
0	Saylor Poffenbarger	G 17:42	6-8	1-2	3-3	1 7 8	3 2	16	2	2	0	1 0	4
2	Samara Spencer	G 34:19	6-11	3-5	1-1	0 4 4	2 2	16	6	4	0	0 0	27
34	Chrissy Carr	G 31:18	6-15	2-7	2-2	1 0 1	2 1	16	1	1	0	1 1	23
43	Makayla Daniels	G 30:20	3-10	1-0	7-8	0 1 1	2 8	16	2	1	0	0 0	21
11	Rylee Langerman	18:46	2-4	1-2	3-5	1 2 3	3 3	8	2	1	2	0 0	17
24	Jersey Wolfenbarger	17:47	3-5	0-1	2-2	1 6 7	3 2	8	1	1	1	0 0	9
30	Maryam Dauda	15:20	0-3	0-1	0-0	0 1 1	2 0	0	3	0	0	0 0	11
55	Emrie Ellis	03:42	1-1	1-1	2-2	0 1 1	0 1	5	0	0	0	0 0	6
22	Avery Hughes	02:43	0-0	0-0	2-4	0 0 0	2 2	0	0	0	0	0 0	2
20	Karley Johnson	01:50	0-0	0-0	0-0	0 0 0	1 0	0	0	0	0	0 0	3
21	Loren Lindsey	01:38	0-0	0-0	0-0	0 0 0	0 0	0	0	0	0	0 0	1
Team			5 3 8		0 0		0 0		0 0		0 0		
Totals			32-65	12-20	26-35	11 31 42	22 26	102	23	11	4	3 2	28

Technical Fouls: Barnum 3rd 6:30

Shooting By Period		
1 st FG%	8-19	42.1%
3PT%	3-10	30.0%
FT%	5-7	71.4%
2 nd FG%	9-14	64.3%
3PT%	2-3	66.7%
FT%	4-6	66.7%
3 rd FG%	6-16	37.5%
3PT%	4-10	40.0%
FT%	8-11	72.7%
4 th FG%	9-16	56.3%
3PT%	3-7	42.9%
FT%	9-11	81.8%
GM FG%	32-65	49.2%
3PT%	12-30	40.0%
FT%	26-35	74.3%

Dead Ball Rebounds: 7, 3

	UF	ARK
Biggest lead	2 (1 st 9:43)	29 (4 th 0:59)
Best Scoring Run	5 (3 rd 7:22)	11 (2 nd 7:30)
Lead Changes	7	
Times Tied	5	
Time with Lead	01:29	35:50

Points from	UF	ARK
Turnovers	10	12
Paint	28	34
Second Chance	16	16
Fast Breaks	9	12
Bench	23	23

Period by Period Scoring	1st	2nd	3rd	4th	TOT
UF	19	8	28	19	74
ARK	24	24	30	102	



Official Basketball Box Score - Final
Arkansas at Missouri
01/09/23 Mizzou Arena, Columbia
2022-23 Women's Basketball

Game Time: 2:00 PM
Game Duration: 1:51
Attendance: 4,260



















Officials: Pulani Spurlock-Welsh, Carla Fountain, Timothy Greene

Arkansas - 77

Record: 16-3 (3-1)

NO.	Name	Min	FG M-A	3P M-A	FT M-A	Rebounds OR DR TOT	Fouls PF FD	TP	AS	TO	ST	Blocks BS BA	+/-	
4	Erynn Barnum	F 36:41	9-13	0-1	3-7	4 7 11	1 5 21	2	2	1	1	0	24	
0	Saylor Poffenbarger	G 35:36	8-16	2-7	6-7	1 5 6	1 5 24	1	2	0	1	0	23	
2	Samara Spencer	G 34:29	1-5	0-4	0-0	0 9 9	1 0 3	6	0	2	0	0	17	
34	Christy Carr	G 27:25	5-10	4-6	2-2	0 4 4	2 3 16	1	0	0	0	0	26	
43	Makayla Daniels	G 32:35	4-11	1-3	0-0	3 2 5	4 3 9	2	4	0	0	2	20	
11	Rylee Langerman	F 17:08	1-3	1-2	0-0	2 2 4	2 0 3	0	0	2	0	0	1	
20	Jersey Wollenberger	G 12:47	1-3	0-1	0-0	1 2 3	0 0 2	0	0	0	0	1	1	
34	Maryam Dauda	G 03:19	0-1	0-0	0-0	1 0 1	1 1 0	0	2	0	0	0	-2	
Team					0 2 2				0 0					
Totals			29-62 8-24		11-16		12 17 77		12 10		5 3 2		22	

TV/RADIO CHART

0		<div>Saylor Poffenbarger</div> <div>R-Fr. G TR 6-2 Middletown, Md. UConn Major: Recreation & Sport Management</div>	<table><tr><th></th><th>GP-GS</th><th>PPG</th><th>RPG</th><th>APG</th><th>MPG</th></tr><tr><td>Season</td><td>20-20</td><td>10.0</td><td>7.8</td><td>2.6</td><td>31.5</td></tr><tr><td>Career</td><td>32-20</td><td>6.4</td><td>5.0</td><td>1.6</td><td>20.7</td></tr></table>		GP-GS	PPG	RPG	APG	MPG	Season	20-20	10.0	7.8	2.6	31.5	Career	32-20	6.4	5.0	1.6	20.7	<ul style="list-style-type: none">Tabbed SEC Freshman of the Week for fifth time, leads the leagueRecorded 13 points and five boards vs. VanderbiltHas registered 10+ rebounds on five different occasionsA versatile player who can be put in positions one through fiveTransferred to Arkansas in the winter of 2022 from UConnNo. 2 in defensive rebounds/gm (6.8) and 5 in rebounds in SECWon gold at the 2019 FIBA Americas U16 Championship
	GP-GS	PPG	RPG	APG	MPG																	
Season	20-20	10.0	7.8	2.6	31.5																	
Career	32-20	6.4	5.0	1.6	20.7																	
2		<div>Samara Spencer</div> <div>So. G 1L 5-7 Fort Lauderdale, Fla. St. Thomas Aquinas Major: Recreation & Sport Management</div>	<table><tr><th></th><th>GP-GS</th><th>PPG</th><th>RPG</th><th>APG</th><th>MPG</th></tr><tr><td>Season</td><td>20-20</td><td>15.4</td><td>4.4</td><td>4.6</td><td>33.4</td></tr><tr><td>Career</td><td>51-47</td><td>13.5</td><td>3.9</td><td>3.7</td><td>31.3</td></tr></table>		GP-GS	PPG	RPG	APG	MPG	Season	20-20	15.4	4.4	4.6	33.4	Career	51-47	13.5	3.9	3.7	31.3	<ul style="list-style-type: none">Led team with 23 points, five boards and three assists vs. VanderbiltLogged career-high 32 points w/ 6 3-pointers on her b-day vs. ORUNo. 2 in FT attempts (116), 3 in minutes (33.4), 5 in assists/gm and 7 in scoring in the SEC, and No. 11 in FT attempts in the NCAANamed SEC Freshman of the Year, first for Arkansas since 2009Won SEC Freshman of the Week four times last seasonLed St. Thomas to state title as a senior
	GP-GS	PPG	RPG	APG	MPG																	
Season	20-20	15.4	4.4	4.6	33.4																	
Career	51-47	13.5	3.9	3.7	31.3																	
4		<div>Erynn Barnum</div> <div>R-Sr. F 3L 6-2 Little Rock, Ark. Little Rock Central Major: Recreation & Sport Management</div>	<table><tr><th></th><th>GP-GS</th><th>PPG</th><th>RPG</th><th>APG</th><th>MPG</th></tr><tr><td>Season</td><td>20-20</td><td>15.8</td><td>7.0</td><td>2.3</td><td>26.7</td></tr><tr><td>Career</td><td>97-30</td><td>8.6</td><td>4.9</td><td>0.8</td><td>17.3</td></tr></table>		GP-GS	PPG	RPG	APG	MPG	Season	20-20	15.8	7.0	2.3	26.7	Career	97-30	8.6	4.9	0.8	17.3	<ul style="list-style-type: none">Recorded 18 points, nine rebounds, five assists, three steals and two blocks vs. VanderbiltHas had two perfect shooting days, including 8-of-8 vs. A-StateHad career-high 27 points w/ 8 boards vs. TulsaKatrina McClain Preseason Watch List choiceLeading SEC in FG percentage (.619), as well as 6 in scoring and 10 in rebounding, and No. 12 nationally in FG percentage
	GP-GS	PPG	RPG	APG	MPG																	
Season	20-20	15.8	7.0	2.3	26.7																	
Career	97-30	8.6	4.9	0.8	17.3																	
11		<div>Rylee Langerman</div> <div>Jr. G 2L 5-9 Norman, Okla. Christian Heritage Major: Biology</div>	<table><tr><th></th><th>GP-GS</th><th>PPG</th><th>RPG</th><th>APG</th><th>MPG</th></tr><tr><td>Season</td><td>20-0</td><td>3.9</td><td>3.9</td><td>0.7</td><td>19.2</td></tr><tr><td>Career</td><td>65-7</td><td>3.0</td><td>3.2</td><td>0.8</td><td>16.7</td></tr></table>		GP-GS	PPG	RPG	APG	MPG	Season	20-0	3.9	3.9	0.7	19.2	Career	65-7	3.0	3.2	0.8	16.7	<ul style="list-style-type: none">Played 16 minutes off the bench with three rebounds vs. VanderbiltLogged 10 points, five rebounds and four steals vs. TulsaFinding her shot with 13 3-pointers this seasonHas been involved in several tie ups that have been big in gamesAppeared in all 32 games last seasonDominated vs. Mizzou for career-high 17 points (5-for-6 from 3-point)Averaged 3.2 points and 3.7 rebounds per game last season
	GP-GS	PPG	RPG	APG	MPG																	
Season	20-0	3.9	3.9	0.7	19.2																	
Career	65-7	3.0	3.2	0.8	16.7																	
13		<div>Sasha Goforth</div> <div>R-So. G 1L 6-1 Fayetteville, Ark. Oregon State Major: Human Development and Family Sciences</div>	<table><tr><th></th><th>GP-GS</th><th>PPG</th><th>RPG</th><th>APG</th><th>MPG</th></tr><tr><td>Season</td><td>N/A</td><td>N/A</td><td>N/A</td><td>N/A</td><td>N/A</td></tr><tr><td>Career</td><td>52-52</td><td>11.5</td><td>4.3</td><td>1.5</td><td>29.5</td></tr></table>		GP-GS	PPG	RPG	APG	MPG	Season	N/A	N/A	N/A	N/A	N/A	Career	52-52	11.5	4.3	1.5	29.5	<ul style="list-style-type: none">Won't see the floor this season, as she will be redshirtingHad a 4.0 with 18 credit hours during the fall semesterOnly Hog to start all 32 games last seasonOne of four players who averaged double digits in scoring, logging 11.5 points and 4.8 boards per game last seasonLed the team with 66 blocks, third most in program historyHighly recruited player out of Fayetteville HS, No. 7 nationally
	GP-GS	PPG	RPG	APG	MPG																	
Season	N/A	N/A	N/A	N/A	N/A																	
Career	52-52	11.5	4.3	1.5	29.5																	
15		<div>Ashlyn Sage</div> <div>R-Fr. G 1L 6-2 Weatherford, Okla. Weatherford Major: Psychology</div>	<table><tr><th></th><th>GP-GS</th><th>PPG</th><th>RPG</th><th>APG</th><th>MPG</th></tr><tr><td>Season</td><td>N/A</td><td>N/A</td><td>N/A</td><td>N/A</td><td>N/A</td></tr><tr><td>Career</td><td>15-0</td><td>1.2</td><td>0.8</td><td>0.1</td><td>5.2</td></tr></table>		GP-GS	PPG	RPG	APG	MPG	Season	N/A	N/A	N/A	N/A	N/A	Career	15-0	1.2	0.8	0.1	5.2	<ul style="list-style-type: none">Won't play in 2022-23Started out collegiate career with a bang, going 2-of-2 from beyond the arc for six points vs. Tarleton StatePlayed 15 games off the bench, seven of those SEC gamesNo. 84 overall recruit in Premier Basketball's 2021 rankings
	GP-GS	PPG	RPG	APG	MPG																	
Season	N/A	N/A	N/A	N/A	N/A																	
Career	15-0	1.2	0.8	0.1	5.2																	
20		<div>Karley Johnson</div> <div>Fr. G FR 5-9 Mustang, Okla. Mustang Major: Undecided</div>	<table><tr><th></th><th>GP-GS</th><th>PPG</th><th>RPG</th><th>APG</th><th>MPG</th></tr><tr><td>Season</td><td>7-0</td><td>0.1</td><td>0.3</td><td>0.1</td><td>3.2</td></tr><tr><td>Career</td><td>7-0</td><td>0.1</td><td>0.3</td><td>0.1</td><td>3.2</td></tr></table>		GP-GS	PPG	RPG	APG	MPG	Season	7-0	0.1	0.3	0.1	3.2	Career	7-0	0.1	0.3	0.1	3.2	<ul style="list-style-type: none">Only signee in fall classScored first collegiate point off FT at Little RockMade collegiate debut vs. UCA and has appeared in seven gamesTabbed a 2022 McDonald's All-American nomineeAs a senior at Mustang HS, averaged 12.3 points, 4.3 rebounds and 3.1 assists per game
	GP-GS	PPG	RPG	APG	MPG																	
Season	7-0	0.1	0.3	0.1	3.2																	
Career	7-0	0.1	0.3	0.1	3.2																	
21		<div>Loren Lindsey</div> <div>Fr. G FR 5-11 Fayetteville, Ark. Fayetteville Major: Finance</div>	<table><tr><th></th><th>GP-GS</th><th>PPG</th><th>RPG</th><th>APG</th><th>MPG</th></tr><tr><td>Season</td><td>6-0</td><td>0.0</td><td>0.0</td><td>0.0</td><td>2.1</td></tr><tr><td>Career</td><td>6-0</td><td>0.0</td><td>0.0</td><td>0.0</td><td>2.1</td></tr></table>		GP-GS	PPG	RPG	APG	MPG	Season	6-0	0.0	0.0	0.0	2.1	Career	6-0	0.0	0.0	0.0	2.1	<ul style="list-style-type: none">Local standout player out of Fayetteville HSMade collegiate debut versus UCA and has played in six gamesTabbed to the All-Conference 6A West All-Defensive TeamNamed Northwest Arkansas Democrat Gazette Player of the WeekLed team to state semifinals in 2020 with 55-53 win, and the championship game was not played due to Covid-19
	GP-GS	PPG	RPG	APG	MPG																	
Season	6-0	0.0	0.0	0.0	2.1																	
Career	6-0	0.0	0.0	0.0	2.1																	
22		<div>Avery Hughes</div> <div>Sr. G 3L 5-7 Bentonville, Ark. Bentonville Major: Nursing</div>	<table><tr><th></th><th>GP-GS</th><th>PPG</th><th>RPG</th><th>APG</th><th>MPG</th></tr><tr><td>Season</td><td>8-0</td><td>1.1</td><td>0.0</td><td>0.1</td><td>2.8</td></tr><tr><td>Career</td><td>43-0</td><td>1.0</td><td>0.1</td><td>0.2</td><td>3.6</td></tr></table>		GP-GS	PPG	RPG	APG	MPG	Season	8-0	1.1	0.0	0.1	2.8	Career	43-0	1.0	0.1	0.2	3.6	<ul style="list-style-type: none">Scored in her fourth game this year with two points against FloridaLogged season-high four points in three minutes against TroyFormer walk-on, earned a scholarship prior to 2021-22 seasonExpect more minutes played by Hughes this seasonHas appeared in seven games this seasonBentonville HS's second leading scorer
	GP-GS	PPG	RPG	APG	MPG																	
Season	8-0	1.1	0.0	0.1	2.8																	
Career	43-0	1.0	0.1	0.2	3.6																	
24		<div>Jersey Wolfenbarger</div> <div>So. F 1L 6-5 Fort Smith, Ark. Northside Major: Psychology</div>	<table><tr><th></th><th>GP-GS</th><th>PPG</th><th>RPG</th><th>APG</th><th>MPG</th></tr><tr><td>Season</td><td>18-3</td><td>4.6</td><td>4.4</td><td>0.3</td><td>18.6</td></tr><tr><td>Career</td><td>48-26</td><td>6.4</td><td>4.4</td><td>0.8</td><td>20.9</td></tr></table>		GP-GS	PPG	RPG	APG	MPG	Season	18-3	4.6	4.4	0.3	18.6	Career	48-26	6.4	4.4	0.8	20.9	<ul style="list-style-type: none">Played nearly 10 minutes against VanderbiltLogged season-high 15 points with six rebounds vs. Arkansas StatePulled down a career-high 12 boards against Oral RobertsNamed to SEC All-Freshman TeamRecorded two double-doubles as a freshman, started in all SEC gamesNo. 7 overall recruit and No. 1 wing player in the ESPN HoopGurlz 2021 recruiting rankings at the time of her signing
	GP-GS	PPG	RPG	APG	MPG																	
Season	18-3	4.6	4.4	0.3	18.6																	
Career	48-26	6.4	4.4	0.8	20.9																	
30		<div>Maryam Dauda</div> <div>R-Fr. F FR 6-4 Bentonville, Ark. Bentonville Major: International Business</div>	<table><tr><th></th><th>GP-GS</th><th>PPG</th><th>RPG</th><th>APG</th><th>MPG</th></tr><tr><td>Season</td><td>20-0</td><td>4.1</td><td>3.2</td><td>0.7</td><td>13.3</td></tr><tr><td>Career</td><td>20-0</td><td>4.1</td><td>3.2</td><td>0.7</td><td>13.3</td></tr></table>		GP-GS	PPG	RPG	APG	MPG	Season	20-0	4.1	3.2	0.7	13.3	Career	20-0	4.1	3.2	0.7	13.3	<ul style="list-style-type: none">Sat out during 2021-22 season recovering from ACL injuryScored two points against VanderbiltLogged career-high 11 points with eight rebounds against Arkansas State for her third double-digit scoring game of season13th-ranked player and top post player in the ESPN HoopGurlz 2021 recruiting class at her time of signingConsensus five-star recruit and McDonald's All-American
	GP-GS	PPG	RPG	APG	MPG																	
Season	20-0	4.1	3.2	0.7	13.3																	
Career	20-0	4.1	3.2	0.7	13.3																	
34		<div>Chrissy Carr</div> <div>R-Sr. G TR 6-1 Eden Prairie, Minn. Syracuse Major: Operations Management</div>	<table><tr><th></th><th>GP-GS</th><th>PPG</th><th>RPG</th><th>APG</th><th>MPG</th></tr><tr><td>Season</td><td>20-20</td><td>11.5</td><td>3.9</td><td>0.5</td><td>27.5</td></tr><tr><td>Career</td><td>135-133</td><td>11.4</td><td>3.7</td><td>1.2</td><td>29.4</td></tr></table>		GP-GS	PPG	RPG	APG	MPG	Season	20-20	11.5	3.9	0.5	27.5	Career	135-133	11.4	3.7	1.2	29.4	<ul style="list-style-type: none">Coming off 11 points and surpassing 500 career reboundsLeads team with 44 3-pointersNamed to Paradise Jam All-Tournament TeamRacked five 3's vs. Clemson & led w/ 18 vs. K-State (former team)Logged season-high 22 points at Little RockSeventh in 3s/gm (2.2) in SEC & No. 11th in 3-point attempts in NCAAAcross five seasons, has started in all but two games in her career
	GP-GS	PPG	RPG	APG	MPG																	
Season	20-20	11.5	3.9	0.5	27.5																	
Career	135-133	11.4	3.7	1.2	29.4																	
43		<div>Makayla Daniels</div> <div>Sr. G 3L 5-8 Frederick, Md. Frederick Major: Recreation & Sport Management</div>	<table><tr><th></th><th>GP-GS</th><th>PPG</th><th>RPG</th><th>APG</th><th>MPG</th></tr><tr><td>Season</td><td>17-17</td><td>13.5</td><td>4.2</td><td>3.0</td><td>30.4</td></tr><tr><td>Career</td><td>105-105</td><td>11.8</td><td>3.4</td><td>2.5</td><td>27.4</td></tr></table>		GP-GS	PPG	RPG	APG	MPG	Season	17-17	13.5	4.2	3.0	30.4	Career	105-105	11.8	3.4	2.5	27.4	<ul style="list-style-type: none">Recorded buzzer beater vs. Vanderbilt, tallying 16 pointsNo. 6 in 3-point perc. (.383), 7 in FT perc. (.778) & 8 in 3 PT (2.1) in SECAll-SEC Preseason Second Team choiceTabbed Paradise Jam Reef Tournament MVP after tallying 17.3 points, 5.7 rebounds, 2.7 assists and 2.0 steals per gameLeading returning scorer (14.0) and rebounder (5.3) from 2021-22 teamNo. 20 all-time career scorer at Arkansas (1,243)Only player on roster to start in all collegiate game appearances
	GP-GS	PPG	RPG	APG	MPG																	
Season	17-17	13.5	4.2	3.0	30.4																	
Career	105-105	11.8	3.4	2.5	27.4																	
55		<div>Emrie Ellis</div> <div>So. F 1L 6-3 Vanoss, Okla. Vanoss Major: Exercise Science</div>	<table><tr><th></th><th>GP-GS</th><th>PPG</th><th>RPG</th><th>APG</th><th>MPG</th></tr><tr><td>Season</td><td>14-0</td><td>0.9</td><td>0.9</td><td>0.0</td><td>6.2</td></tr><tr><td>Career</td><td>41-0</td><td>2.2</td><td>1.7</td><td>0.4</td><td>9.3</td></tr></table>		GP-GS	PPG	RPG	APG	MPG	Season	14-0	0.9	0.9	0.0	6.2	Career	41-0	2.2	1.7	0.4	9.3	<ul style="list-style-type: none">Matched season-high five points vs. Florida off perfect shooting dayAppeared in 8+ minutes and had a field goal vs. ORUPlayed in 27 games during her freshman seasonHer five blocks vs. UAPB in 2021 was most by a freshman Hog since 2014Had 11 points and five boards in 27 minutes vs. Auburn last yearNo. 48 overall recruit in ASGR's 2021 recruiting rankings
	GP-GS	PPG	RPG	APG	MPG																	
Season	14-0	0.9	0.9	0.0	6.2																	
Career	41-0	2.2	1.7	0.4	9.3																	
HC		<div>Mike Neighbors</div> <div>Sixth season, 10th overall Alma Mater: Arkansas '93</div>	<div>Career: 211-108 (10th) AR: 113-67 (6)</div> <ul style="list-style-type: none">Started season 13-0Passed 100 wins at Arkansas and 200 in his careerProud Arkansas native	<div>AHC</div> <div></div> <div>Todd Schaefer Sixth Season</div> <div>AC</div> <div></div> <div>Pauline Love Fourth Season</div> <div></div> <div>Lacey Goldwire Fourth Season</div>																		



Saylor Poffenbarger
R-Fr. | 6-2 | G
Middletown, Md.



Samara Spencer
So. | 5-7 | G
Fort Lauderdale, Fla.



Erynn Barnum
R-Sr. | 6-2 | F
Little Rock, Ark.



Rylee Langerman
Jr. | 5-9 | G
Norman, Okla.



Sasha Goforth
Jr. | 6-1 | G
Fayetteville, Ark.



Ashlyn Sage
So. | 6-2 | G
Weatherford, Okla.



Karley Johnson
Fr. | 5-9 | G
Mustang, Okla.



Loren Lindsey
Fr. | 5-11 | G
Fayetteville, Ark.



Avery Hughes
Sr. | 5-7 | G
Bentonville, Ark.



Jersey Wolfenbarger
So. | 6-5 | G/F
Fort Smith, Ark.




Maryam Dauda
R-Fr. | 6-4 | F
Bentonville, Ark.



Chrissy Carr
R-Sr. | 6-1 | G
Eden Prairie, Minn.



Makayla Daniels
Sr. | 5-9 | G
Frederick, Md.



Emrie Ellis
So. | 6-3 | F
Vanoss, Okla.



Mike Neighbors
Head Coach
Sixth Season



Todd Schaefer
Associate Head Coach
Sixth Season



Pauline Love
Assistant Coach
Sixth Season



Lacey Goldwire
Assistant Coach
Fourth Season



Amber Shirey
Director of Operations



Jayci Stone
Director of SA Development



Jeff Brazil
Special Assistant to the HC



Simone Rush
Head Athletic Trainer