



2022-23 WOMEN'S BASKETBALL GAME NOTES

18 NCAA TOURNAMENTS • 10 SWEET SIXTEENS • FIVE ELITE EIGHTS

GAME TWENTY-TWO | Ole Miss at Arkansas | Sunday, Jan. 29 | 4 p.m. CT | Fayetteville, Ark. | Bud Walton Arena

OleMissSports.com | OleMissGameday.com | [@OleMissWBB](https://twitter.com/OleMissWBB) | [OleMissWBB](https://www.facebook.com/OleMissWBB) | [OleMissWBB](https://www.youtube.com/OleMissWBB)

2022-23 SCHEDULE

DATE	OPPONENT	TV	TIME/RESULT
November			
Nov. 7	KENNESAW STATE	SECN+	W, 72-60
Nov. 10	SOUTHEAST MISSOURI ST.	SECN+	W, 83-57
Nov. 13	at Little Rock	ESPN+	W, 58-40
Nov. 16	SOUTHERN MISS	SECN+	W 92-46
Nov. 21	vs. Dayton!	FloHoops	W, 63-50
Nov. 23	vs. No. 17 Utah!	FloHoops	L, 67-69
Nov. 28	TEXAS SOUTHERN	SECN+	W, 93-47
Nov. 29	ALABAMA A&M	SECN+	W, 74-28
December			
Dec. 4	at No. 23 Oklahoma	ESPN+	L, 59-69
Dec. 11	JACKSONVILLE STATE	SECN	W, 74-54
Dec. 14	JACKSONVILLE	SECN+	W, 66-52
Dec. 17	MCNEESE STATE	SECN+	W, 79-60
Dec. 21	at Temple	ESPN+	W, 75-55
Dec. 29	AUBURN*	SECN+	W, 79-47
January			
Jan. 1	at Mississippi State*	SECN	W, 61-50
Jan. 5	VANDERBILT*	SECN+	W, 74-53
Jan. 8	at Texas A&M*	SECN	W, 57-38
Jan. 12	at Georgia*	SECN+	W, 66-58
Jan. 15	ALABAMA*	SECN	L, 58-63
Jan. 22	at Auburn*	SECN	L, 76-77 (OT)
Jan. 26	MISSISSIPPI STATE*	SECN	W, 78-63
Jan. 29	at Arkansas*	SECN	4:00 P.M.
February			
Feb. 2	at Tennessee*	SECN+	5:30 P.M.
Feb. 5	FLORIDA*	ESPNU	3:00 P.M.
Feb. 13	KENTUCKY*	SECN	6:00 P.M.
Feb. 16	at LSU*	SECN	8:00 P.M.
Feb. 19	SOUTH CAROLINA*	SECN	3:00 P.M.
Feb. 23	MISSOURI*	SECN+	6:00 P.M.
Feb. 26	at Alabama*	SECN+	2:00 P.M.

March

Mar. 1-5 SEC Tournament

ALL TIMES CENTRAL

* SEC contest

! Baha Mar Pink Flamingo Championship



OLE MISS REBELS

17-4, 6-2 SEC

Head Coach: Yolett McPhee-McCuin

Career: 165-133 (10th Year)

at Ole Miss: 71-70 (5th Year)



ARKANSAS RAZORBACKS

17-6, 4-4 SEC

Head Coach: Mike Neighbors

Career: 211-111 (10th Year)

at Arkansas: 113-70 (6th Year)

ON THE AIR

SEC NETWORK

Play-by-Play: Tiffany Greene

Color: Nikki Fargas




OLE MISS LEARFIELD NETWORK

Radio: 105.1 FM

Online: OleMissSports.com

Mobile: TuneIn

Play-by-Play: Graham Doty



LIVE STATS

StatBroadcast

OleMissStats.com



STARTING FIVE

- Coming off of its first regular season sweep over Mississippi State since 2004, the Rebels look for its first win in Fayetteville since 2011 on Sunday against Arkansas.
- The Rebels are on the hunt for three more wins to reach back-to-back 20 win seasons for the first time since the 1993-94 & 1994-95 campaigns.
- WE DEFEND is evident in the Ole Miss defense as it is ranked 14th in the nation in scoring defense, forcing its opponents to an average of 54.1 points. Ole Miss is 16-0 when holding its opponent to 60 points or under.
- Ole Miss is third in the nation in three point percentage defense, keeping its opponents at bay from the perimeter allowing a .242 clip. The Rebels have held 19 of 21 opponents to five three's or less.
- Myah Taylor, the current active SEC career leader for assists, dropped her 500th career dime against the Bulldogs in Starkville to become one of 22 active players in Division I to achieve the feat.

PROJECTED STARTERS



1

MYAH TAYLOR

Guard • 5-7 • Graduate
Olive Branch, Miss. • Olive Branch • Mississippi State

PTS	REB	AST	STL	FG%	FT%
6.1	2.2	4.3	2.0	.325	.675



2

MARQUESHA DAVIS

Guard • 6-0 • Senior*
McBehee, Ark. • Springdale • Arkansas

PTS	REB	AST	STL	FG%	FT%
8.8	4.3	0.9	0.9	.464	.686



15

ANGEL BAKER

Guard • 5-8 • Senior
Indianapolis, Ind. • Pike • Wright State

PTS	REB	AST	STL	FG%	FT%
15.3	5.8	2.5	1.7	.461	.787



22

TYIA SINGLETON

Forward • 6-2 • Senior*
Winter Haven, Fla. • Winter Haven • Rutgers

PTS	REB	AST	STL	FG%	FT%
6.7	6.4	0.6	0.9	.434	.628



24

MADISON SCOTT

Forward • 6-1 • Junior
Indian Head, Md. • Bishop McNamara

PTS	REB	AST	STL	FG%	FT%
11.9	8.8	2.6	1.2	.530	.690

QUICK FACTS

Name	Ole Miss (The University of Mississippi)
Nickname	Rebels
Location	Oxford, Mississippi
Founded	November 6, 1848
Enrollment	22,967
School Colors	Cardinal Red and Navy Blue
Chancellor	Dr. Glenn Boyce
Faculty Representative	Dr. Ron Rychlak
Athletics Director	Keith Carter
Conference	Southeastern (SEC)
Stadium	The Pavilion at Ole Miss
Capacity	9,500
Head Coach	Yolett McPhee-McCuin
Record at Ole Miss	71-70 (5th Season)
Career Record	165-133 (10th season)
2021-22 Record	23-9
SEC Record/Finish	10-6/4th
Postseason	NCAA First Round
Letterwinners Returning/Lost	5/10
Starters Returning/Lost	2/3
All-Time Record	887-596 (.598)

MEDIA SERVICES

OLE MISS ATHLETIC COMMUNICATIONS

Women's Basketball Contact:

Assistant Director, Athletics Communications - Madeline Marshall
Email: mgmarsh1@olemiss.edu
Cell: 662-832-3563

CREDENTIALS

Please contact the Athletics Communications office for game credentials. Requests for credentials should be emailed to mgmarsh1@olemiss.edu, and will be limited to working members of the media. Credentials will be held at Will Call located at the media entrance on the Hill Drive side of The Pavilion at Ole Miss. Seating priority will be given to the media that cover Ole Miss basketball on a regular basis. Credentials are non-transferable and unauthorized use is strictly prohibited.

INTERVIEW POLICY

All interview requests - coaches and players - MUST be coordinated through Madeline Marshall in the Athletics Communications office. During the week, head coach Yolett McPhee-McCuin and Rebel players will be available for interview before or after practice unless arranged otherwise. There will be no gameday player interviews until after the game.

POSTGAME INTERVIEWS

Coach McPhee-McCuin will address the media approximately 10 minutes after the game in the media room. Selected players will be brought into the interview room with the head coach. Visiting coach and player interviews will be coordinated through the visiting team's media relations contact.

MEDIA TIMEOUTS

Media timeouts (2:45 in length) will be taken in the following manner:

- One per quarter (First called timeout prior to the 5 min mark or the first deadball at or below the 5 min mark)
- Quarter breaks may be used as media timeout
- First called timeout in the second half becomes a media timeout.
- If it is a free throw situation, the shots will be taken following the timeout per NCAA regulations

NUMERICAL ROSTER

#	NAME	POS.	HT.	YR.-EXP.	HOMETOWN / PREVIOUS SCHOOL
0	Brooke Moore	G	5-7	Gr. / TR	Atlanta, Ga. / Purdue
1	Myah Taylor	G	5-7	Gr. / TR	Olive Branch, Miss. / Mississippi State
2	Marquesha Davis	G	6-0	Sr.* / TR	McGehee, Ark. / Arkansas
5	Snudda Collins	F	6-1	Jr. / 2L	Brookhaven, Miss. / Brookhaven
10	Destiny Salary	G	6-0	Jr. / 1L	Jonesboro, Ark. / Tennessee
12	Jordan Berry	G	5-7	Sr.* / 3L	New Orleans, La. / Mount Carmel Academy
15	Angel Baker	G	5-8	Sr. / 1L	Indianapolis, Ind. / Wright State
20	Ayanna Thompson	G	6-1	Fr. / HS	Desoto, Texas / Desoto
22	Tyia Singleton	F	6-2	Sr.* / TR	Winter Haven, Fla. / Rutgers
23	Elauna Eaton	G	6-0	R-So. / TR	Helena, Ark. / Arkansas
24	Madison Scott	F	6-1	Jr. / 2L	Indian Head, Md. / Bishop McNamara
32	Rita Igboekwe	C	6-4	Sr.* / TR	Jonesboro, Ga. / Pitt

* - Has an additional year of eligibility due to the COVID-19 pandemic

ALPHABETICAL ROSTER

#	NAME	POS.	HT.	YR.-EXP.	HOMETOWN / PREVIOUS SCHOOL
15	Angel Baker	G	5-8	Sr. / 1L	Indianapolis, Ind. / Wright State
12	Jordan Berry	G	5-7	Sr.* / 3L	New Orleans, La. / Mount Carmel Academy
5	Snudda Collins	F	6-1	Jr. / 2L	Brookhaven, Miss. / Brookhaven
2	Marquesha Davis	G	6-0	Sr.* / TR	McGehee, Ark. / Arkansas
23	Elauna Eaton	G	6-0	R-So. / TR	Helena, Ark. / Arkansas
32	Rita Igboekwe	C	6-4	Sr.* / TR	Jonesboro, Ga. / Pitt
0	Brooke Moore	G	5-7	Gr. / TR	Atlanta, Ga. / Purdue
10	Destiny Salary	G	6-0	Jr. / 1L	Jonesboro, Ark. / Tennessee
24	Madison Scott	F	6-1	Jr. / 2L	Indian Head, Md. / Bishop McNamara
22	Tyia Singleton	F	6-2	Sr.* / TR	Winter Haven, Fla. / Rutgers
1	Myah Taylor	G	5-7	Gr. / TR	Olive Branch, Miss. / Mississippi State
20	Ayanna Thompson	G	6-1	Fr. / HS	Desoto, Texas / Desoto

* - Has an additional year of eligibility due to the COVID-19 pandemic

HEAD COACH

Yolett McPhee-McCuin - Fifth Year (Rhode Island, 2004)
Record at Ole Miss: 71-70
Career Record: 165-133

ASSISTANT COACHES

Chris Ayers - Fifth Year (Florida A&M, 2008)
Bojan Jankovic - First Year (College of the Ozarks, 2006)
Jaida Williams - First Year (Cal Poly Pomona, 2005)

GRADUATE ASSISTANT MANAGERS

Grace Goodhart - Graduate Manager (North Texas, 2019)
Ashton Hopp - Graduate Manager (Kansas, 2021)
Zachary Hopp - Graduate Manager (Kansas, 2021)
Erika Sisk - Graduate Manager (Ole Miss, 2016)

PRONUNCIATION GUIDE

SNUDDA Collins	SNUH-duh
MARQUESHA Davis	Mar-QWEE-Shuh
Rita IGBOKWE	E-bock-way
BOJAN JANKOVIC	BOY-jen YAHN-ko-vitch
YOLETT MCPHEE-MCCUIN	yo-LETT mick-FEE mick-CUE-in
AYANNA Thompson	EYE-Yanna

SUPPORT STAFF

Patrick Henry - Assoc. AD for Women's Basketball (Ohio, 1998)
Michonné Gamble-Rivers - Assistant AD for Player Engagement (Rhode Island, 2008)
Chelsea Wolf - Coordinator of Basketball Operations (Ramapo Coll., 2009)
Jake Whitehead - Coordinator of Video Services (SIU Edwardsville, 2020)
Brianna Patton - Assistant Director of Recruiting Operations (Georgia, 2018)
Zack Hillard - Manager of Creative Content (Texas A&M, 2021)
Tim Boeni - Strength & Conditioning (Temple, 2010)
Meredith Pendergast - Associate Director of Health and Sports Performance (Troy, 2012)

BY LOCATION

Arkansas (3)	Davis, Eaton, Salary
Florida (1)	Singleton
Georgia (2)	Igbokwe, Moore
Indiana (1)	Baker
Louisiana (1)	Berry
Maryland (1)	Scott
Mississippi (2)	Collins, Taylor
Texas (1)	Thompson

BY CLASS

Graduates (2)	Moore, Taylor
Seniors (5)	Baker, Berry, Davis, Igbokwe, Singleton
Juniors (3)	Collins, Salary, Scott
Sophomores (1)	Eaton
Freshmen (1)	Thompson

BY HEIGHT

6-4	Igbokwe
6-2	Singleton
6-1	Collins, Scott, Thompson
6-0	Davis, Eaton, Salary
5-8	Baker
5-7	Berry, Moore, Taylor

BROADCAST NOTES

1
G**MYAH TAYLOR**

5-7 | Gr. | Olive Branch, Miss. | Mississippi State

PTS	REB	AST	S	FG%	FT%
6.1	2.2	4.3	2.0	.325	.675

LAST GAME: 7 points, 6 assists, 3 rebounds, 1 steal

NOTES: Graduate transfer from Mississippi State ... Current active SEC leader in assists (524) ... Achieved 500th career assist against Mississippi State in Starkville ... Leads Ole Miss in assists with 77 assists and counting ... Gained new season-high in points (11) at Georgia ... Led the SEC in assists per game last season (5.5), ranking 19th nationally ... Three-time Mississippi Gatorade Player of the Year.

2
G**MARQUESHA DAVIS**

Pronunciation: Mar-QWEE-Shuh

6-0 | Sr.* | McGehee, Ark. | Arkansas

PTS	REB	AST	S	FG%	FT%
8.8	4.3	0.9	0.9	.464	.686

LAST GAME: 14 points, 3 rebounds, 1 assist ... second-straight game in double figures

NOTES: Transferred midseason last year from Arkansas ... Secured career high with 18 points against No. 17 Utah at the Pink Flamingo Championship ... Completed a perfect first half against Southern Miss (11/16) going 5-of-5 from the field and 2-of-2 from three and snagging 12 of her 16 points ... Secured double-figures in scoring in 10 games so far this season.

5
F**SNUDDA COLLINS**

Pronunciation: SNUH-duh

6-1 | Jr. | Brookhaven, Miss. | Brookhaven

PTS	REB	AST	S	FG%	FT%
10.8	2.4	0.9	0.6	.355	.679

LAST GAME: 30 minutes off the bench ... 15 points, 1 rebound, 1 steal ... 5-of-11 from the arc

NOTES: Averaging .333 from behind the arc ... Double-digits in scoring for 11 games this season ... Opened SEC play going 3-7 from the three against Auburn ... Gained new career-high at Mississippi State in assists (4) ... Completed new season-high with 22 points against Alabama A&M while going 5-8 from the three-point line ... Went 5-12 at No. 23 Oklahoma ... Leads Ole Miss with 44 threes and counting ... 2020-21 SEC All-Freshman Team ... Two-time SEC Freshman of the Week.

10
G**DESTINY SALARY**

6-0 | Jr. | Jonesboro, Ark. | Tennessee

PTS	REB	AST	S	FG%	FT%
5.1	2.9	2.3	0.6	.413	.667

LAST GAME: 10 minutes of action off the bench ... 4 points, 2 rebounds, 1 assist

NOTES: Shot career-high of 16 points against Alabama ... Achieved career-high in rebounds (10) in SEC Opener versus Auburn ... Averaging 5.2 points off the bench ... Dished out career-high of 8 assists against Alabama A&M ... Dropped 12 points in season-opener versus Kennesaw State.

12
G**JORDAN BERRY**

5-7 | Sr.* | New Orleans, La. | Mount Carmel Academy

PTS	REB	AST	S	FG%	FT%
0.4	0.6	0.2	0.2	.500	.500

LAST GAME: 2 minutes of action off the bench against Vanderbilt

NOTES: Drained a three from the corner against Southern Miss (11/16) to gain her first career points ... Appeared in six games last season ... Part of four straight tournament teams at Mount Carmel Academy ... Sister Taylor played basketball at Alabama.

15
G**ANGEL BAKER**

5-8 | Sr. | Indianapolis, Ind. | Wright State

PTS	REB	AST	S	FG%	FT%
15.3	5.8	2.5	1.7	.461	.787

LAST GAME: 17 points, 7 rebounds, 6 assists, 3 steals ... 6-of-12 FG

NOTES: On four game streak with double-digits ... Secured third double-double of the season at Auburn (25 points, 12 rebounds) ... Grabbed 16 games in double-figures so far ... Shot in the 20's six times this season ... Leads Ole Miss in scoring ... Gained a new season-high in points and rebounds at Auburn with 25 points and 12 boards ... 2021-22 SEC Sixth-Woman of the Year ... First in program history to earn the award ... Transferred from Wright State following junior season.

20
G**AYANNA THOMPSON**

Pronunciation: EYE-Yanna

6-1 | Fr. | Desoto, Texas | Desoto

PTS	REB	AST	S	FG%	FT%
2.5	1.2	0.3	0.1	.358	.750

LAST GAME: 9 minutes off the bench ... 5 points

NOTES: Secured double-digits in points against Texas Southern ... Brought down 8 rebounds against Alabama A&M ... Went 4-of-8 from the field in first SEC game versus Auburn ... Four-star prospect out of Desoto ... Member of the No. 11 nationally ranked team ... McDonald's All-America honoree ... Sister Ash'a is a junior guard at Houston.

22
F**TYIA SINGLETON**

6-2 | Sr.* | Winter Haven, Fla. | Rutgers

PTS	REB	AST	S	FG%	FT%
6.7	6.4	0.6	0.9	.434	.628

LAST GAME: 2 points, 7 rebounds, 2 blocks

NOTES: Put away 28 blocks so far this season ... Has brought down 68 offensive rebounds ... Averaging 1.3 blocks per game ... Secured new career-high in rebounds against Jacksonville (15) ... Achieved new season-high in points (16) at Temple ... Completed her second double-double of the season against Jacksonville (12 points, 15 rebounds) ... Transferred in the off-season from Rutgers ... Ranked 10th overall in the Big-Ten with 1.0 blocks per game.

23
G**ELAUNA EATON**

6-0 | R-So. | Helena, Ark. | Arkansas

PTS	REB	AST	S	FG%	FT%
2.4	0.7	0.2	0.2	.318	1.000

LAST GAME: 3 minutes off action off the bench ... 3 points

NOTES: Went 2-for-3 from the arc against Little Rock and Alabama A&M ... Competed in 18 games thus far in the season ... Transferred from Arkansas in the off-season ... Appeared in 28 games as a redshirt-freshman, earning two starts ... Scored a career-high 15 points against UAPB ... Rated as the No. 9 guard in the nation out of Nettleton.

24
F**MADISON SCOTT**

6-1 | Jr. | Indian Head, Md. | Bishop McNamara

PTS	REB	AST	S	FG%	FT%
11.9	8.8	2.6	1.2	.530	.690

LAST GAME: 11 points, 5 rebounds, 6 assists ... 11th straight game in double-figures, longest streak in career ... season-high in assists (6)

NOTES: Leads Ole Miss in boards averaging 8.8 rebounds a game ... Has secured seven double-doubles this season ... On 15-game streak securing 5-plus rebounds ... Grabbed double-digit rebounding numbers in nine games thus far ... Grabbed double-digits in scoring in 15 games this season ... Brought down a new career-high in rebounds against Jacksonville (17) ... SEC Coaches Poll All-Second Team ... 2020-21 SEC Freshman of the Year ... Started in all 32 games

32
C**RITA IGBOKWE**

Pronunciation: E-bock-way

6-4 | Sr.* | Jonesboro, Ga. | Pitt

PTS	REB	AST	S	FG%	FT%
3.9	3.7	0.1	0.2	.500	.500

LAST GAME: 12 minutes off the bench ... 4 rebounds, 1 block, 1 steal

NOTES: Has swatted down 24 blocked shots ... Averaging 1.1 blocks per game ... Gained new season-high of four blocks at Mississippi State ... Earned her first start of the season against No. 17 Utah ... Shooting 50.0-percent from the field ... Transferred to Ole Miss following three years at Pitt ... Blocked 68 shots as a junior, ranking 20th in the nation and 3rd in the ACC ... Led the Panthers in blocks and rebounds per game.

yolett McPHEE-MCCUIN

Head Coach • 5th Season

@YolettMcCuin @yoweezy15



In the span of just four years, McPhee-McCuin - a 19-year veteran of the coaching industry more commonly known as Coach Yo - has turned Ole Miss into an exciting team on the rise. The energy around Oxford is palpable, due in part to Coach Yo's positive attitude and generous spirit with fans and supporters.

Head coach Yolett McPhee-McCuin wrapped up her fourth season in Oxford in 2021-22 with revitalized energy surrounding the Ole Miss women's basketball program, leading the Rebels to their 18th NCAA Tournament appearance and their first in 15 seasons with one of the most tenacious defenses in the country.

The 2021-22 campaign was one for the record books, as McPhee-McCuin raised the bar and elevated the Rebels back to the national stage. With the expectation of the NCAA Tournament or bust from the get-go, Ole Miss rose to the occasion, accomplishing just that. Following a season opening loss, the Rebels responded by rattling off 13 straight wins for the third longest winning streak in program history on the way to a 23-win season.

Following its second ranked win of the season at No. 23 Kentucky and fourth straight in SEC play, the Rebels saw themselves slotted in the AP Poll on Jan. 24 at No. 24 for the program's first ranking in 15 years. Defensively, Ole Miss shattered program records with a season-high 142 blocks and held a record 10 opponents under 50 points, for the most in a single-season.

Once SEC play hit, the Rebels did not cool off, picking up 10 conference wins for the second time in Ole Miss history. A 10-6 conference record pushed the Rebels into a fourth place SEC finish for its best since 1994. With a double bye secured for the SEC Tournament in Nashville, Ole Miss knocked off No. 23 Florida to advance to its ninth semifinal appearance and first since 1993 before ultimately falling to top-seeded South Carolina. Just a little over a week later, jubilation occurred with Ole Miss seeing its name called on Selection Sunday for the first time since 2007 as a seven seed.

Under her tutelage, Shakira Austin earned First Team All-SEC honors for the second straight season, and garnered national acclaim as one of the best centers throughout Division I hoops. Bringing in transfer guard Angel Baker from Wright State proved to be key, as she went on to be named as the SEC's Sixth-Woman of the Year, the first in Ole Miss history.

McPhee-McCuin made history of her own after the 2021-22 campaign, becoming the first woman in Bahamian history to coach at the men's national level serving as an assistant with the Bahamas Men's Senior

National Team during World Cup qualifiers.

Ole Miss bounced back from an 0-16 SEC season in 2019-20 to a 15-12 (4-10 SEC) campaign in 2020-21 that saw the Rebels come dangerously close to crashing the Big Dance. The Rebels knocked off three top-25 teams in the span of a month -- including a season-sweep of nationally ranked Kentucky and a momentous upset of No. 13 Arkansas in the First Round of the SEC Tournament to mark the first SEC Quarterfinal appearance for Ole Miss since 2010. The Rebels nearly knocked off No. 14 Tennessee in that quarterfinal, which would have marked the first SEC Semifinal appearance since 1993 and likely would have pushed the Rebels into the NCAA Tournament.

Much of the success for the Rebels in 2020-21 came in the form of Honorable Mention All-American and First-Team All-SEC member Shakira Austin, who immediately asserted herself as one of the most feared players in the SEC and the nation after transferring to Ole Miss from Maryland in the offseason. Austin was the first First-Team selection for Ole Miss since 2014-15 and ended up on the Lisa Leslie Top-10 list, but she wasn't alone. Ole Miss' highly-touted top-ranked recruiting class from 2019 lived up to the hype in their first season, with Madison Scott earning SEC Freshman of the Year honors and Snudda Collins being named alongside her on the SEC All-Freshman team.

The swift turnaround is even more impressive when taking stock of where the Rebels were when she took over. Coach Yo took the reigns of a Rebel program her first year in 2018-19 that had just four returners and willed it to outperform all the preseason polls that had picked Ole Miss unanimously to finish last. The Rebels improved their SEC win total by two games from the year before, winning three conference contests -- one of which was a thrilling 55-49 win at No. 16 Kentucky on Jan. 13, 2019. The win was the first over a ranked team on the road for Ole Miss since 2011 and the first win in general at UK since 2007.

McPhee-McCuin also mentored graduate transfer Crystal Allen, who in her lone season donning a Rebel jersey became one of the most electrifying players in the SEC. Allen finished the season third in the conference at 18.3 PPG and was named second-team All-SEC -- the first Rebel to earn All-SEC honors since 2014-15.

She followed that up by signing the SEC's top-ranked recruiting class in 2019-20, which included two five-star signees and the first McDonald's All-American in Ole Miss women's basketball history in Madison Scott.

Coach Yo was named the Rebels' ninth head coach on

THE MCPHEE-MCCUIN FILE

HOMETOWN	FREEPORT, BAHAMAS
ALMA MATER	RHODE ISLAND (2004)
CAREER RECORD	165-133 (.553)

YEAR-BY-YEAR RECORD

Year	School	W-L	Conf.	Postseason
2022-23	Ole Miss	17-4	6-2	--
2021-22	Ole Miss	23-9	10-6	NCAA
2020-21	Ole Miss	15-12	4-10	WNIT Runners-Up
2019-20	Ole Miss	7-23	0-16	--
2018-19	Ole Miss	9-22	3-13	--
2017-18	Jacksonville	24-9	12-2	WNIT
2016-17	Jacksonville	23-9	11-3	WNIT
2015-16	Jacksonville	22-11	11-3	NCAA
2014-15	Jacksonville	12-17	6-8	--
2013-14	Jacksonville	13-17	10-8	--

TOTAL 10 Seasons 165-133 71-71

COACHING CAREER

Year	School	Position
2019-Pres.	Ole Miss	Head Coach
2014-18	Jacksonville	Head Coach
2011-13	Clemson	Asst. Coach/Recruiting Coord.
2009-10	Pittsburgh	Assistant Coach
2008	Portland	Asst. Coach/Recruiting Coord.
2006-07	Ark.-Pine Bluff	Asst. Coach/Recruiting Coord.
2005	Frank Phillips College (Texas)	Assistant Coach

April 4, 2018, the first black female head coach in Ole Miss women's basketball history.

McPhee-McCuin spent the previous five seasons transforming Jacksonville into a perennial power in the Atlantic Sun Conference. During her tenure as head coach, McPhee-McCuin led the Dolphins to a 94-63 record (50-24 in ASUN play) and postseason appearances in each of her last three seasons.

McPhee-McCuin, who has also served as the national team head coach for her native Bahamas, took over a program at Jacksonville that had only won 20 or more games in a season twice in its entire history and proceeded to march the Dolphins to three-straight 20-win campaigns in her final three years.

In 2015-16, McPhee-McCuin and the Dolphins made history, capturing the program's first ASUN Tournament title and NCAA Tournament berth with an upset in the conference championship game over two-time defending champion Florida Gulf Coast. The victory snapped FGCU's seven-year, 71-game home streak against ASUN opponents and boosted Jacksonville to a 22-11 record.

McPhee-McCuin's team followed that up with two more 20-win seasons and the first two WNIT appearances in JU history in 2016-17 (23-9, 11-3 ASUN) and 2017-18 (24-9, 12-2)

with the final season seeing the Dolphins break the school record for single-season wins. In 2016-17, Jacksonville was the lone ASUN program to receive votes in the USA Today Coaches Poll and earned the first WNIT at-large ever given to an ASUN team.

Prior to her time at Jacksonville, McPhee-McCuin was an assistant at Clemson from 2011-13, where she was



recognized as one of the top assistants in the nation by National Women's Basketball Insider. While with the Tigers, McPhee-McCuin solidified her reputation as one of the best recruiters in the country, spearheading the No. 16 class in the nation in her final year at Clemson, which included five McDonalds All-America nominees.

Before her stint at Clemson, McPhee-McCuin was on staff at Pittsburgh for two seasons in 2009 and 2010. She was part of a pair of postseason appearances with Panthers, who rose to No. 14 in the national rankings and advanced to a Sweet 16.

Her coaching career also includes stops at Portland, Frank Phillips College and Arkansas-Pine Bluff, where she earned her master's degree in physical education with a perfect 4.0 GPA.

McPhee-McCuin received her bachelor's in business management and administration from Rhode Island in 2004, playing in 56 games over her junior and senior years at URI and helping the Rams advance to the 2003 A-10 title game. She played her first two seasons at Miami-Dade Community College.

In addition to her collegiate coaching duties, McPhee-McCuin has served as the head coach for Bahamian national team since 2013. Her crowning achievement was the first Caribbean Basketball Confederation title for Bahamas in 10 years after a 55-51 win over Jamaica to qualify for the 2016 CentroBasket Championship. The success capped a very successful tournament outing with a perfect 5-0 record, and McPhee-McCuin became the first female coach to win a CBC title.

McPhee-McCuin was the first Bahamian woman to sign a Division I letter of intent to play basketball, becoming a trailblazer in the process for other aspiring athletes from her home country. She is the first Bahamian woman to coach at a Division I program and was the first black female head coach at Jacksonville.

McPhee-McCuin is also part of two Halls of Fame across both her playing and coaching career. In 2016,

she was inducted into the Bahamian Athletic Hall of Fame alongside Buddy Hield (of the NBA's Sacramento Kings) and Jonquel Jones (of the WNBA's Connecticut Sun). In 2013, she was inducted into the New England Basketball Hall of Fame and was one of 10 recipients of the Pathfinder Award for their distinguished achievement outside of New England.

Throughout her coaching career, McPhee-McCuin has had a large impact in every community in which she has coached. She developed a foundation in the Bahamas called Back2Basics, which helps the development of children through education and athletics. Additionally, she was involved in numerous community service projects at her other coaching stops.

In addition to the growth she has facilitated on the court throughout her career, McPhee-McCuin and her staff have instilled an importance on community engagement both through service and via dialogue with fans and supporters.

Coach Yo also puts an emphasis on teaching, developing and inspiring through character-building and leadership development, as best evidenced by her trademark motto #NoCeilings, which serves as a rallying cry both within the program and to those familiar with her in the basketball community. Her point of emphasis with #NoCeilings is to preach a way of life, especially to young women, about living without limits to what can be achieved both on the court and in life.

Born April 30, 1982, the former Yolett McPhee and her husband, Kelly McCuin, have two daughters: Yasmine and Yuri.



SERIES HISTORY

VERSUS ARKANSAS

Ole Miss holds a five game advantage over Arkansas in the series dating back to 1985, with the Rebels leading 26-21.

The Rebels have shown success the last two seasons against the Razorbacks, claiming the last two meetings against UA. Last season in Oxford, Ole Miss handily defeated Arkansas 70-62, as Shakira Austin set an SJB Pavilion record with 16 rebounds.

Arkansas has defended home court in Fayetteville, leading 14-5. Ole Miss is on the hunt for its first win in Fayetteville since 2011.

FIRST MEETING

- 12/14/85 - UM 76-61 - at Oxford

LAST MEETING

- 02/22/22 - UM, 70-62 - at Oxford

SCOUTING THE RAZORBACKS

Riding a three-game slide into Sunday's matchup, Arkansas sits at 17-6 overall and 4-4 in SEC play.

The Razorbacks are coming off of two losses in the last three games decided by one possession. As one of the strongest offenses in the SEC, the Razorbacks rank fourth in the conference averaging 75.35 points per outing.

One of the hottest teams beyond the arc nationally, Arkansas prepares to go up against the Rebels touted three-point defense averaging 8.35 triples per game.

Erynn Barnum paces the Razorbacks, averaging 15.9 points per game to rank seventh overall in the conference. UConn transfer Saylor Poffenbarger leads the charge on the boards with 7.1 per game.

FINAL 2021-22 REGULAR SEASON SEC STANDINGS

School	SEC	Pct.	All	Pct.
South Carolina	15-1	.938	29-2	.935
LSU	13-3	.813	25-5	.833
Tennessee	11-5	.688	23-8	.742
Ole Miss	10-6	.625	23-8	.742
Florida	10-6	.625	21-10	.677
Georgia	9-7	.563	20-9	.690
Kentucky	8-8	.500	19-11	.633
Arkansas	7-9	.438	18-13	.581
Missouri	7-9	.438	18-12	.600
Mississippi St.	6-10	.375	15-14	.517
Alabama	6-10	.375	17-13	.567
Texas A&M	4-12	.250	14-15	.483
Vanderbilt	4-12	.250	14-18	.438
Auburn	2-14	.125	10-18	.357

TEAM NOTES

LAST TIME OUT

Thursday was a win for the ages with Ole Miss defeating Mississippi State 78-63 to complete the first regular season sweep of the Bulldogs since the 2004 season.

A team affair from the Rebels contributed to the complete win from start to finish, with four finishing in double-figure scoring. As a team, Ole Miss tied a season-high nine three pointers It was Snudda Collins with the hot hand, draining a career-tying high of five for 15 points.

Angel Baker paced the Rebels with 17 points, while the Rebels dished out the ball at an efficient pace with 20 assists. Against her former team, Myah Taylor recorded six assists for her 10th game this season with five or more.

SWEPT. THE. SIP.

Following its first win in Starkville since 2007 on Jan. 1, Ole Miss continued to make its presence known as the top dog in the state of Mississippi with its 78-63 win on Jan. 26.

The back-to-back regular season wins against the Bulldogs marked the first regular season sweep over MSU since 2004.

SNUDDA SQUAD

No doubt Snudda Collins was feeling herself on Thursday against Mississippi State, with the junior draining a career-high tying five three's off the bench.

With 44 made triples this season and 144 attempts, Collins is climbing her way up the Ole Miss history charts. Collins is 22 made three's away from ranking in the top-five in a single-season.

SHARING IS CARING

Dropping a 20 dimes against Mississippi State, the Rebels showed that sharing the ball proved to be an extreme benefit. The 20 assists were the most in an SEC game by the Rebels this season.

Three Rebels combined for 18 of those 20 dimes, with Angel Baker, Madison Scott and Myah Taylor dishing out six apiece.

The last time Ole Miss had three Rebels with five or more dimes, was last season against Texas A&M from the SJB Pavilion.

STATS STACK UP



71.6	POINTS PER GAME ▶	75.3
43.0	◀ FG% ▶	41.3
29.6	3FG% ▶	31.4
67.2	◀ FT% ▶	66.0
42.3	◀ REBOUNDS PER GAME ▶	39.9
13.7	◀ ASSISTS PER GAME ▶	13.7
4.8	◀ BLOCKS PER GAME ▶	4.5
8.0	◀ STEALS PER GAME ▶	7.0
54.1	◀ SCORING DEFENSE ▶	64.6
34.9	◀ FG% DEFENSE ▶	35.8
24.2	◀ 3FG% DEFENSE ▶	31.4
+9.5	◀ REBOUND MARGIN ▶	-1.5
1.0	◀ AST-TO RATIO ▶	1.0

PRESEASON NODS AND SEASON HONORS

MYAH TAYLOR

- Nancy Lieberman Award - Preseason Watch List

MADISON SCOTT

- Preseason Second Team All-SEC - Coaches

RANKED WINS UNDER MCPHEE-MCCUIN (7)

Date	Opp.	Score
01-13-19	at No. 16 Kentucky	W, 55-49
02-04-21	No. 15 KENTUCKY	W, 72-60
02-28-21	at No. 19 Kentucky	W, 73-68
03-04-21	vs. No. 13 Arkansas	W, 69-60
12-21-21	vs. No. 18 South Florida	W, 61-53
01-23-22	at No. 23 Kentucky	W, 63-54
03-04-22	vs. No. 23 Florida	W, 70-60

SERIES HISTORY VS. ARKANSAS (OLE MISS LEADS 26-21)

Date	Result	Location
02/22/22	UM, 70-62	at Oxford
03/04/21	UM, 69-60	at Greenville ^
02/19/21	UA, 84-74	at Fayetteville
02/16/20	UA, 108-64	at Oxford
02/24/19	UA, 73-61	at Fayetteville
01/06/19	UA, 85-55	at Oxford
12/31/17	UA, 73-32	at Fayetteville
01/01/17	UM, 73-64	at Oxford
02/28/16	UA, 60-49	at Fayetteville
03/05/15	UA, 72-61	at Little Rock ^
01/02/15	UM, 71-57	at Oxford
03/05/14	UM, 63-62	at Duluth ^
01/19/14	UA, 68-65	at Fayetteville
03/03/13	UA, 93-52	at Fayetteville
01/31/13	UA, 77-69	at Oxford
03/01/12	UA, 67-47	at Nashville ^
01/12/12	UA, 60-54	at Oxford
02/17/11	UA, 56-53	at Oxford
01/23/11	UM, 69-65	at Fayetteville
02/18/10	UA, 67-59	at Fayetteville
01/10/10	UM, 86-71	at Oxford
03/05/09	UM, 65-60	at Little Rock ^
02/15/09	UA, 70-59	at Fayetteville
01/13/08	UM, 63-55	at Oxford
02/04/07	UM, 90-87 (2ot)	at Fayetteville
03/02/06	UM, 94-64	at Little Rock ^
02/26/06	UM, 85-78	at Oxford
01/30/05	UM, 75-52	at Fayetteville
01/09/05	UM, 85-73	at Oxford
02/29/04	UM, 84-73	at Oxford
01/11/04	UA, 67-61	at Fayetteville
02/09/03	UA, 62-60	at Fayetteville
02/28/02	UA, 78-60	at Nashville ^
01/06/02	UM, 81-46	at Oxford
02/24/01	UA, 82-64	at Fayetteville
02/27/00	UM, 78-63	at Oxford
02/14/99	UM, 80-73	at Fayetteville
02/14/98	UM, 68-50	at Oxford
02/16/97	UA, 71-62	at Fayetteville
03/01/96	UM, 76-73	at Chattanooga ^
02/17/96	UM, 73-62	at Oxford
01/14/95	UM, 75-74	at Fayetteville
01/16/94	UM, 56-54	at Oxford
01/03/93	UA, 73-72	at Fayetteville
01/04/92	UM, 66-65	at Oxford
12/15/90	UA, 79-70	at Fayetteville
12/07/88	UM, 75-63	at Oxford
12/09/87	UM, 88-72	at Pine Bluff
12/14/85	UM, 76-61	at Oxford

SERIES NOTES...

At Oxford: Ole Miss leads 16-5
 At Fayetteville: Arkansas leads 14-5
 At Neutral Sites: Ole Miss leads 6-3
 Longest UM Streak: 8 (2004-2010)
 Longest UA Streak: 6 (2011-2014)
 Biggest UM Win: 35 (1/6/02 - at Oxford)
 Biggest UA Win: 41 (3/3/13 - at Fayetteville)
 Most UM Points: 94 (3/2/06 - at Little Rock)
 Most UA Points: 108 (2/16/20 - at Oxford)
 Last 10 Meetings: Arkansas leads 6-4

WHAT'S IN THE SECRET SAUCE?

The correlation between Rebel wins and rebounding is evident, as all 17 Ole Miss wins have come when outrebounding its opponent.

Through seven games in SEC play, Ole Miss has outrebounded its opponents by an average of +7.3 boards per game.

WE DEFEND LIKE NO OTHER

By locking down the Aggies and holding Texas A&M to only 38 points, Ole Miss once again proved why

"We Defend" is at the heart of its program.

The 38 points are the fewest points allowed against an SEC team in program history and the only time in program history holding a conference opponent under 40 points.

OFF THE LINE

Three-point defense has been a point of emphasis during the Coach Yo era, with 92 of 134 opponents being held to five or fewer.

1st Season (2018-19)

17-of-32 (53.1%)

2nd Season (2019-20)

21-of-30 (70.0%)

3rd Season (2020-21)

14-of-22 (63.6 %)

4th Season (2021-22)

22-of-31 (70.9%)

5th Season (2022-23)

19-21 (90.1%)

THE BEST KIND OF THIEVERY

No wonder Ole Miss was able to keep Texas A&M at bay, the Rebels racked up a season-high 14 steals as a team. Ole Miss has recorded double-digit steals in seven games this season.

COME AT THE VET

As one of the most experienced players currently in Division I basketball, Angel Baker sure plays like it as she leads the Rebels averaging 15.2 points per game.

Appearing in 142 games throughout her collegiate career, Baker ranks 11th among active players in career games played.

DYNAMIC DUO

All 17 points scored in the first quarter against Vanderbilt came from the combined duo of Angel Baker and Madison Scott as the pair went on to combine for a total of 39 points.

39 points between Baker and Scott are the most in a single-game by the two in their two seasons together in Oxford.

JUNIOR JUMPS

It's extremely evident that both juniors Snudda Collins and Madison Scott made great strides in the offseason headed into their third seasons in

SEC ACTIVE CAREER POINTS LEADERS (JAN. 26)

1. 1710 - Aliyah Boston; South Carolina; 2019-23
2. 1562 - Zia Cooke; South Carolina; 2019-23
3. 1458 - Rickea Jackson; Tennessee; 2019-23
4. 1386 - Hayley Frank; Missouri; 2019-23
5. 1276 - Makayla Daniels; Arkansas; 2019-23
6. 1230 - Jordan Horston; Tennessee; 2019-23
7. 1187 - Megan Abrams; Alabama; 2018-23
8. 1151 - Brittany Davis; Alabama; 2019,2021-23
9. 1145 - Jessica Carter; Mississippi State; 2018-20,2022-23
10. 1109 - Robyn Benton; Kentucky; 2018-23

SEC ACTIVE CAREER REBOUNDING LEADERS (JAN. 26)

1. 1318 - Aliyah Boston; South Carolina; 2019-23
2. 738 - Jessica Carter; Mississippi State; 2018-20,2022-23
3. 668 - Victoria Saxton; South Carolina; 2018-23
4. 628 - Jordan Horston; Tennessee; 2019-23
5. 604 - Brea Beal; South Carolina; 2019-23
6. 601 - Tamari Key; Tennessee; 2019-23
7. 575 - Madison Scott; Ole Miss; 2020-23
8. 539 - Nina Rickards; Florida; 2019-23
9. 489 - Erynn Barnum; Arkansas; 2019-23
10. 481 - Javyn Nicholson; Georgia; 2019-23

SEC ACTIVE CAREER STEALS LEADERS (JAN. 26)

1. 234 - Jordyn Cambridge; Vanderbilt; 2018-19,2021-23
2. 232 - Myah Taylor; Ole Miss; 2018-23
3. 181 - Robyn Benton; Kentucky; 2018-23
4. 169 - Makayla Daniels; Arkansas; 2019-23
5. 150 - Janya Mingo-Young; Alabama; 2019-23
6. 139 - Jordan Horston; Tennessee; 2019-23
7. 132 - Aliyah Boston; South Carolina; 2019-23
8. 118 - Aicha Coulibaly; Auburn; 2020-23
9. 117 - H. Scott-Grayson; Auburn; 2020-23
10. 115 - Victoria Saxton; South Carolina; 2018-23

SEC ACTIVE CAREER ASSISTS LEADERS (JAN. 26)

1. 522 - Myah Taylor; Ole Miss; 2018-23
2. 411 - Jordan Horston; Tennessee; 2019-23
3. 321 - Hannah Barber; Alabama; 2018-23
4. 291 - Anastasia Hayes; Mississippi State; 2017,2021-23
- 291 - Jordyn Cambridge; Vanderbilt; 2018-19,2021-23
6. 281 - Haley Troup; Missouri; 2018-23
7. 275 - Makayla Daniels; Arkansas; 2019-23
8. 247 - Megan Abrams; Alabama; 2018-23
9. 241 - Jordan Walker; Tennessee; 2020-23
10. 237 - Mama Dembele; Missouri; 2020-23

TIME LED-REGULAR SEASON (BY PERCENTAGE)

In Ole Miss' first SEC game of the 2022-23 season, the Rebels held nothing back as they lead

SEC STANDINGS

Rank Team

MEDIA

2022-23 SEC PRESEASON TEAMS

COACHES Player of the Year

First Team All-SEC

Second Team All-SEC

MEDIA

Player of the Year

Preseason All-SEC First Team

Preseason All-SEC Second Team

SEC WEEKLY HONORS

Nov. 16 - Flau'jae Johnson, LSU
Nov. 23 - Flau'jae Johnson, LSU
Nov. 30 - Saylor Poffenbarger, Arkansas
Dec. 7 - Saylor Poffenbarger, Arkansas
Dec. 14 - RYANNE ALLEN, Vanderbilt
Dec. 21 - Saylor Poffenbarger, Arkansas
Dec. 28 - Karly Weathers, UA / Sydney Shaw, AU
Jan. 3 - Flau'jae Johnson, LSU
Jan. 10 - Saylor Poffenbarger, Arkansas
Jan. 17 - Saylor Poffenbarger, Arkansas
Jan. 24 - Janiah Barker, Texas A&M

Madison Scott earned double-doubles in three

BY THE NUMBERS

- Overall 17-4
- SEC Games 6-2
- SEC Tournament Games 0-0
- Streak (Last 10) 8-2
- Home Overall (SEC) 11-1 (3-1)
- Road Overall (SEC) 5-2 (3-1)
- Neutral Games (SEC) 1-1 (0-0)
- Day Games (SEC) 6-3 (1-2)
- Night Games (SEC) 11-1 (5-0)
- November Games 7-1
- December Games 5-1
- January Games 5-2
- February Games 0-0
- March Games 0-0
- Monday Games 3-0
- Tuesday Games 1-0
- Wednesday Games 3-1
- Thursday Games 5-0
- Friday Games 0-0
- Saturday Games 1-0
- Sunday Games 4-3
- Overtime Games 0-0
- Television Games 5-3
- SECN+ Games 11-0
- vs. Ranked Opponents 0-1

REBELS' RECORD WHEN...

- Leading at the half 16-3
- Tied at the half 0-0
- Behind at the half 1-1
- Scores 90 points or more 2-0
- Scores 80-89 points 1-0
- Scores 70-79 points 8-1
- Scores less than 70 points 6-3
- Out-rebounds opponent 17-2
- Out-rebounded by opponent 0-2
- Ties opponents in rebounds 0-0
- Shoots 50 percent or better 3-0
- Shoots between 40-49 percent 12-0
- Shoots under 40 percent 2-4
- Shoots 30 percent or better from 3-pt. 7-1
- Shoots under 30 percent from 3-pt. 10-3
- Shoots 70 percent or better from FT line 5-2
- Shoots 60-69 percent from FT line 8-1
- Shoots under 60 percent from FT line 3-1
- Opp. shoots 50 percent or better 0-0
- Opp. shoots 40-49 percent 3-2
- Opp. shoots under 40 percent 14-2
- Opp. shoots 30 percent or better from 3-pt. 2-3
- Opp. shoots under 30 percent from 3-pt. 15-1
- Commits 15 turnovers or more 8-2
- Commits less than 15 turnovers 9-2
- Forces 15 turnovers or more 13-2
- Forces less than 15 turnovers 4-2
- Has less (or same) turnovers than opp. 12-2
- Has more turnovers than opponent 5-2

straight games to finish the non-conference season, putting up big numbers against Jacksonville (19 points, 17 rebounds), McNeese (18 points, 10 rebounds), and Temple (16 points, 10 rebounds).

The last time a Rebel had three straight double-doubles for Ole Miss was Shakira Austin versus Lamar, LA Tech, and Jackson State in 2021.

The junior grabbed double-digits 14 times this season and obtained seven double-doubles overall for this year.

Overall, Scott has led Ole Miss in rebounds (14x), points (6x), and assists (3x) so far this year. Out of the Rebels' 20 games, Scott has had 5+ rebounds in 18 of them.

DEFENSE LEAD BY DESTINY

Destiny Salary was an added bonus off the bench for Ole Miss in its SEC opener versus Auburn. Salary led the defense to achieve a new career-high in rebounds with 10 boards.

The junior also added four points, three assists, and two steals to the mix to play a key part in the Ole Miss victory.

OFF THE BOARDS

Ole Miss currently ranks 20th in the nation in offensive rebounds, putting up 316 offensive boards so far this season and averaging 15.1 off the glass.

Madison Scott leads for the Rebels in rebounds, averaging 8.8 boards a game.

#WEDEFEND

Ole Miss is catching national attention in its defensive efforts. The Rebel defense currently ranks 14th in the nation in scoring defense, holding teams to only 54.1 points. The Rebels also rank 14th in defensive field goal percentage, holding opponents to an average of 34.9 percent.

Ole Miss is 16-0 when holding its opponent to 60 points and under.

TAYLOR DROPPING DIMES

Grad transfer Myah Taylor is in high rankings among the Southeastern Conference as the No. 1 active career leader in assists (522). Taylor leads the category with a margin of +111 assists.

The Mississippi-native also is 2nd in the SEC active career leaders for steals with 232 career steals.

SUPERLATIVES

BIGGEST OLE MISS LEAD:

56, vs. Southern Miss (11-16-22)

BIGGEST OLE MISS DEFICIT:

12 vs. Oklahoma (12-04-22)

BIGGEST OLE MISS LEAD IN A LOSS:

14 at Auburn (01-22-23)

BIGGEST OLE MISS DEFICIT IN A WIN:

9 vs. McNeese State (12-17-22)

BIGGEST OLE MISS HALFTIME LEAD:

41 vs. Southern Miss (11-16-22)

BIGGEST OLE MISS HALFTIME DEFICIT:

6 vs. Oklahoma (12-04-22)

BEST OLE MISS 1ST HALF FG%:

57.7 vs. Mississippi State (01-26-23)

WORST OLE MISS 1ST HALF FG%:

30.3 vs. Alabama (01-15-23)

BEST OLE MISS 2ND HALF FG%:

53.8 vs. Jacksonville St. (12-11-22)

WORST OLE MISS 2ND HALF FG%:

25.0 at Texas A&M (01-08-23)

MOST POINTS BY OLE MISS IN 1ST HALF:

48 vs. Southern Miss (11-16-22)

FEWEST POINTS BY OLE MISS IN 1ST HALF:

25 at Little Rock (11-13-22)

MOST POINTS BY OPPONENT IN 1ST HALF:

34 vs. Oklahoma (12-04-22)

FEWEST POINTS BY OPPONENT IN 1ST HALF:

7 vs. Southern Miss (11-16-22)

MOST POINTS BY OLE MISS IN 2ND HALF:

49 vs. Texas Southern (11-28-22)

FEWEST POINTS BY OLE MISS IN 2ND HALF:

21 at Texas A&M (01-08-23)

MOST POINTS BY OPPONENT IN 2ND HALF:

40 vs. Southeast Missouri State (11-10-22)

FEWEST POINTS BY OPPONENT IN 2ND HALF:

14 vs. Alabama A&M (11-29-22)

BIGGEST HALFTIME LEAD BLOWN:

8 at Auburn (01-22-23)

BIGGEST HALFTIME DEFICIT ERASED:

3 at Mississippi State (01-01-23)

BIGGEST MARGIN OF VICTORY:

46, 3x, MR vs. Alabama A&M (11-29-22)

BIGGEST DEFICIT OVERCOME TO WIN (AT ANY POINT IN A GAME):

8, at Mississippi State (01-01-23)

BIGGEST MARGIN OF DEFEAT:

10 vs. Oklahoma (12-04-22)

GAME-BY-GAME STARTING LINEUPS

Opponent	Date	Result	PG	G	G/F	G/F	F/C	Lineup	Record
Kennesaw St.	Nov. 7	W, 72-60	Taylor	Baker	Collins	Scott	Singleton	#1	1-0
SEMO	Nov. 10	W, 83-57	Taylor	Baker	Collins	Scott	Singleton	#1	2-0
at Little Rock	Nov. 13	W, 58-40	Taylor	Baker	Collins	Scott	Davis	#2	1-0
Southern Miss	Nov. 16	W, 92-46	Taylor	Baker	Collins	Scott	Davis	#2	2-0
vs. Dayton	Nov. 21	W, 63-50	Taylor	Baker	Collins	Scott	Davis	#2	3-0
vs. Utah	Nov. 23	L, 69-67	Taylor	Davis	Collins	Scott	Igbokwe	#3	0-1
Texas Southern	Nov. 28	W, 93-47	Taylor	Baker	Collins	Scott	Davis	#2	4-0
Alabama A&M	Nov. 29	W, 74-28	Collins	Baker	Singleton	Scott	Davis	#4	1-0
at Oklahoma	Dec. 4	L, 69-59	Taylor	Baker	Collins	Scott	David	#2	4-1
Jacksonville State	Dec. 11	W, 74-54	Baker	Collins	Scott	Singleton	Davis	#5	1-0
Jacksonville	Dec. 14	W, 66-52	Baker	Collins	Scott	Singleton	Davis	#5	2-0
McNeese State	Dec. 17	W, 79-60	Baker	Collins	Scott	Singleton	Davis	#5	3-0
at Temple	Dec. 21	W, 75-55	Baker	Collins	Scott	Singleton	Davis	#5	4-0
Auburn	Dec. 29	W, 79-47	Taylor	Baker	Collins	Scott	Singleton	#1	3-0
at Mississippi State	Jan. 1	W, 61-50	Taylor	Baker	Collins	Scott	Singleton	#1	4-0
Vanderbilt	Jan. 5	W, 74-53	Taylor	Baker	Collins	Scott	Singleton	#1	5-0
at Texas A&M	Jan. 8	W, 57-38	Taylor	Baker	Collins	Scott	Singleton	#1	6-0
at Georgia	Jan. 12	W, 66-58	Taylor	Baker	Collins	Scott	Singleton	#1	7-0
Alabama	Jan. 15	L, 63-58	Taylor	Baker	Collins	Scott	Singleton	#1	7-1
at Auburn	Jan. 22	L, 77-76 (OT)	Taylor	Baker	Davis	Scott	Singleton	#6	0-1
Mississippi State	Jan. 26	W, 78-63	Taylor	Baker	Davis	Scott	Singleton	#6	1-1
at Arkansas	Jan. 29								
at Tennessee	Feb. 2								
Florida	Feb. 5								
Kentucky	Feb. 13								
at LSU	Feb. 16								
South Carolina	Feb. 19								
Missouri	Feb. 23								
at Alabama	Feb. 26								

REBEL STARTING/GAMES PLAYED HISTORY

CAREER STARTS			CAREER GAMES PLAYED		
Name	Season	Career	Name	Season	Career
Angel Baker	21	83	Angel Baker	21	142
Jordan Berry	0	0	Jordan Berry	9	22
Snudda Collins	19	52	Snudda Collins	21	80
Marquesha Davis	13	13	Marquesha Davis	21	72
Elauna Eaton	0	2	Elauna Eaton	18	46
Rita Igbokwe	1	50	Rita Igbokwe	19	99
Brooke Moore	0	36	Brooke Moore	0	100
Destiny Salary	0	10	Destiny Salary	19	68
Madison Scott	21	73	Madison Scott	21	77
Tyia Singleton	15	62	Tyia Singleton	21	107
Myah Taylor	16	97	Myah Taylor	18	133

GAME-BY-GAME SPECIALTY STATS (OLE MISS/OPPONENT)

Opponent	Date	Result	Paint	Off TO	2nd Chance	FB	Bench
Kennesaw St.	Nov. 7	W, 72-60	40	21	13	19	16
SEMO	Nov. 10	W, 83-57	38	34	23	14	30
at Little Rock	Nov. 13	W, 58-40	32	16	13	7	15
Southern Miss	Nov. 16	W, 92-48	32	43	32	20	30
vs. Dayton	Nov. 21	W, 63-50	26	30	23	5	23
vs. Utah	Nov. 23	L, 69-67	22	15	16	2	15
Texas Southern	Nov. 28	W, 93-47	50	27	21	10	41
Alabama A&M	Nov. 29	W, 74-28	38	22	13	8	19
at Oklahoma	Dec. 4	L, 69-59	26	9	14	7	13
Jacksonville St.	Dec. 11	W, 74-54	28	9	11	4	12
Jacksonville	Dec. 14	W, 66-52	38	5	14	10	9
McNeese St.	Dec. 17	W, 79-60	30	19	15	20	17
at Temple	Dec. 21	W, 75-55	36	25	16	10	17
Auburn	Dec. 29	W, 79-47	52	19	12	13	21
at Mississippi St.	Jan. 1	W, 61-50	32	16	4	18	11
Vanderbilt	Jan. 5	W, 74-53	34	21	18	11	18
at Texas A&M	Jan. 8	W, 57-38	26	25	4	24	16
at Georgia	Jan. 12	W, 66-58	34	16	13	14	3
Alabama	Jan. 15	L, 63-58	22	11	10	7	27
at Auburn	Jan. 22	L, 77-76	34	17	10	17	13
Mississippi St.	Jan. 26	W, 78-63	28	12	14	9	27
at Arkansas	Jan. 29						
at Tennessee	Feb. 2						
Florida	Feb. 5						
Kentucky	Feb. 13						
at LSU	Feb. 16						
South Carolina	Feb. 19						
Missouri	Feb. 23						
at Alabama	Feb. 26						

Against Jacksonville, Madison Scott and Tyia Singleton both secured double-doubles to give Ole Miss the 66-52 victory over the Dolphins. Scott and Singleton equally led the offense together, both combining for more than half of Ole Miss' points.

Scott put together a new season-high in points (19) and a career-high in rebounds (17) for her fourth double-double of the season. Singleton also updated her career-high in rebounds (15) along with 12 points to give her a second double-double this year.

The last time Ole Miss had two players gain double-doubles in one game was against Mississippi State on January 16, 2022 where Shakira Austin (21 points, 10 rebounds) and Donnetta Johnson (12 points, 10 rebounds) both grabbed double-doubles.

The annual Kids Day is Ole Miss women's basketball's favorite day of the year as it brings high intensity along with high pitched screams.

The iconic Kids Day crowd didn't disappoint, setting a new overall Ole Miss women's basketball program record attendance of **8,958**.

Ole Miss holds a perfect 19-0 record against opponents when the kids arrive to the SJB Pavilion.

Ole Miss has forced a cumulative number of 365 turnovers against its opponents this season. Out of those 365, the Rebels have secured 381 points off turnovers so far this season, averaging 18.1 points off turnovers a game.

Angel Baker lit up the floor for Ole Miss in Norman against No. 23 Oklahoma. The senior locked in 22 points to lead Ole Miss offensively and shot 50-percent from the field.

Baker brought down a then season-high of nine rebounds against the Sooners, eight of them being defensive.

SEC INDIVIDUAL RANKINGS (TOP-10) • (JAN. 26)

Myah Taylor

3rd. Assist/Turnover (2.14)
5th. Steals (2.00)
6th. Assists (4.28)

Madison Scott

3rd. Rebounding (8.76)
5th. Defensive Rebounds (5.95)
5th. Offensive Rebounds (2.81)

Angel Baker

5th. Field Goal Percentage (.461)
7th. Defensive Rebounds (4.90)

Tyia Singleton

4th. Offensive Rebounds (3.24)

Snudda Collins

10th. 3-Point FG Made (2.10)
10th. 3-Point FG Percentage (.306)

SEC TEAM RANKINGS • (JAN. 26)

CATEGORY	OLE MISS	RANK
3-Point FG Ptg Defense	.242	2
Scoring Defense	54.10	3
Defensive Reb Percentage	.727	3
Offensive Rebounds PG	15.10	4
Rebounding Margin	+9.48	4
FG Percentage Defense	.349	4
Scoring Margin	+17.52	4
Rebounding Offense	42.29	4
Offensive Reb Percentage	.400	5
Blocked Shots	4.76	5
Rebounding Defense	32.81	5
Turnover Margin	+2.95	6
Assist/Turnover Ratio	0.95	6
Defensive Rebounds PG	27.19	7
FG Percentage	.430	7
Scoring Offense	71.62	7
Steals	8.05	9
Assists	13.71	9
3-Point FG Made	5.19	9
Free Throw Percentage	.672	11
3-Point FG Percentage	.296	11

GAME-BY-GAME LEAD/DEFICIT

Opponent	Date	Result	Largest Lead	Largest Deficit	Time Led	Time Trailed	Time Tied
Kennesaw St.	Nov. 7	W, 72-60	19 (4Q, 6:38)	7 (2Q, 7:16)	25:43	11:44	3:13
SEMO	Nov. 10	W, 83-57	30 (3Q, 8:13)	--	39:48	0:00	0:52
at Little Rock	Nov. 13	W, 58-40	19 (4Q, 0:23)	3 (2Q, 9:53)	37:07	2:09	2:09
Southern Miss	Nov. 16	W, 92-48	56 (FQ, 6:13)	--	39:20	0:00	0:40
vs. Dayton	Nov. 21	W, 63-50	17 (4Q, 1:21)	2 (2Q, 7:11)	33:47	2:47	3:26
vs. Utah	Nov. 23	L, 69-67	5 (4Q, 6:12)	7 (2Q, 7:24)	16:28	18:54	4:38
Texas Southern	Nov. 28	W, 93-47	48 (4Q, 0:26)	--	39:50	0:00	0:10
Alabama A&M	Nov. 29	W, 74-28	48 (4Q, 3:55)	1 (1Q, 8:54)	38:57	0:43	0:20
at Oklahoma	Dec. 4	L, 69-59	3, (4Q, 5:50)	12 (4Q, 0:51)	6:33	29:35	3:52
Jacksonville St.	Dec. 11	W, 74-54	21, (4Q, 3:26)	--	39:05	0:00	0:55
Jacksonville	Dec. 14	W, 66-52	20, (3Q, 5:29)	5, (1Q, 2:54)	25:46	9:55	5:59
McNeese State	Dec. 17	W, 79-60	21 (4Q, 4:59)	9 (1Q, 0:58)	26:19	9:06	4:35
at Temple	Dec. 21	W, 75-55	25 (3Q, 6:21)	--	38:35	0:00	1:25
Auburn	Dec. 29	W, 79-47	35 (4Q, 2:22)	--	39:26	0:00	0:34
at Mississippi St.	Jan. 1	W, 61-50	11 (4Q, 1:35)	8 (2Q, 1:25)	13:29	25:11	1:20
Vanderbilt	Jan. 5	W, 74-53	24 (4Q, 6:05)	2 (1Q, 9:28)	33:09	04:11	2:40
at Texas A&M	Jan. 8	W, 57-38	19 (4Q, 2:31)	2 (1Q, 6:58)	33:20	01:52	4:28
at Georgia	Jan. 12	W, 66-58	12 (3Q, 6:43)	2 (1Q, 9:43)	37:36	0:35	1:49
Alabama	Jan. 15	L, 63-58	11 (2Q, 9:43)	10 (4Q, 5:45)	19:54	18:01	2:45
at Auburn	Jan. 22	L, 77-76	14 (2Q, 4:10)	7 (4Q, 9:18)	25:01	12:12	2:47
Mississippi St.	Jan. 26	W, 78-63	23 (4Q, 3:52)	--	38:20	0:00	1:40
at Arkansas	Jan. 29						
at Tennessee	Feb. 2						
Florida	Feb. 5						
Kentucky	Feb. 13						
at LSU	Feb. 16						
South Carolina	Feb. 19						
Missouri	Feb. 23						
at Alabama	Feb. 26						

RECORD BREAKING REBS

Ole Miss women's basketball is writing their name in the record books, as they've broken two program records this season.

Against Alabama A&M, Ole Miss used a powerful defensive effort to break the program record for single-game points allowed in a decisive 74-28 victory.

The previous record was 30 points allowed against Mississippi Valley State in 2016.

The Rebels held the Bulldogs to zero players in double-digit scoring, the first time since that same MVSU game back in 2016.

After holding the Southern Miss Eagles to seven points in the first half, the Rebels broke the record for the fewest points allowed in a single half in Ole Miss women's basketball history in a dominant 92-46 win.

At the half, Ole Miss held a 48-7 lead against the Eagles. The 41-point margin ranks tied as the fourth-highest scoring margin in a half.

TYIA TAKEOVER

Tyia Singleton was all over the floor for the Rebels against Alabama A&M. Singleton recorded 10 points, seven rebounds, three steals, and three blocks to give Ole Miss the dominant 74-28 victory.

Her three blocks and steals marked a season-high.

DEFENSIVE BATTLE AGAINST THE UTES

The Rebel defense continued to show out as they held No. 17 Utah to its then lowest scoring total of the season at 69 points. The Utes came into the game averaging 100.2 points per game and were the second-best scoring offense in the nation.

With Ole Miss' defense, it forced the Utes to drop their scoring average by 6 points.

4TH QUARTER MAGIC

Against Dayton, the Rebels outscored the Flyers 21-10 in the final 10 minutes of play, forcing seven turnovers and out-rebounding Dayton 10-5.

Ole Miss went on a 14-0 scoring run with 6:49 left in the fourth quarter, holding Dayton to zero field goals for over seven minutes of play.

Madison Scott and Snudda Collins six points apiece

during the run, igniting the Rebel offense and giving Ole Miss a 14-point lead with under three minutes.

BIG NUMBERS FOR BIG TIME PLAYERS

Four Rebels reached double-digits in scoring against No. 17 Utah.

Marquesha Davis led for Ole Miss with 18 points, Snudda Collins tied her season-high with 16 points, Angel Baker dropped in 13 points, and Myah Taylor hit 10 points for the first time this season.

TURNING UP THE PRESSURE

Defense was the name of the game for Ole Miss, as it forced Southern Miss to 25 turnovers that turned into a whopping 43 points. The last time the Rebels forced at least 25 turnovers was Jan. 6, 2022 at Florida.

The last time Ole Miss managed at least 43 points off turnovers was in 2015 versus Alabama A&M, where the Rebels converted 49 points from turnovers.

NOT IN OUR HOUSE

In Ole Miss' 11 home games of this season, the Rebels have blocked 58 shots at the SJB Pavilion this season.

Together Tyia Singleton (28) and Rita Igboke (24) have combined for over half of Ole Miss' 100 blocks this year.

TAYLOR KEEPS DEALING

As the SEC's active leader in career assists, Myah Taylor has no issue dishing out assists this season. With six helpers against Kennesaw State, after Taylor's SMO performance she put up back-to-back games with five or more assists.

Last season down the road at Mississippi State, Taylor led the conference averaging 5.9 assists per game.

WELCOME TO THE PARTY RITA

Pitt transfer Rita Igboke made a statement in the second half against SEMO, tallying 10 points and three rejections as well as grabbing three rebounds.

The Jonesboro, Georgia, native ranks in the top-15 nationally in active career blocks with a total of 180. As a team, the Rebels are averaging 4.9 blocks per game.

DANGEROUS DUO

When both Angel Baker and Madison Scott get going, the two are an unstoppable duo together.

Dating back to last season, when both score in double-figures the Rebels are 12-2 in those games.

Baker currently has 91 career outings in double-digits while Scott has 46.

MILESTONE-ACHIEVED

After hitting a milestone mark at Ole Miss with her 50th win at the helm of the Rebels coming against Texas A&M in February, McPhee-McCuin reached yet another career defining mark against SEMO.

The fifth-year coach of the Rebels hit the 150 win mark in her career and her 56th victory at Ole Miss. In her five seasons at Jacksonville State, McPhee-McCuin amassed a record of 94-63.

ANY TIME. ANY PLACE.

The Rebels were a powerful force on the road last season, as with the victory at Missouri, the Rebels moved to 8-1 on the road to set the most wins away from home for the program in the 21st century.

The win at Auburn tied the most road wins in a season since 1993-94 at nine.

THIS BLOCK PARTY AIN'T OVER

After breaking the single-season program record last season with a whopping 142 team blocks, Ole Miss proved that its defensive prowess isn't gone.

For the fourth straight outing, the Rebels blocked five or more shots as a team as they finished with a total of eight against the Owls. Madison Scott carried Ole Miss around the rim, with three rejections on her own.

HERE TO THRIVE

Coming off of a record-breaking season and its best winning percentage since 1993-94, the Rebels are back to prove that last season set the standard.

Highlighted by its first NCAA Tournament appearance in 15 seasons, Ole Miss returns five from last season's squad including the trio of Snudda Collins, Madison Scott and the reigning SEC-Sixth Woman of the Year Angel Baker.

WROTE HISTORY

The 2021-22 Rebels etched their names in the Ole Miss record books, shattering feats that few other teams had accomplished before.

- 13 game winning streak - third longest in program history
- 142 blocks - program single-season record
- 10 SEC wins - second-time in Ole Miss history

- 20th 20-win season, first since 2006-07
- Angel Baker named the SEC Sixth-Woman of the Year.

SET THE STANDARD

The Rebels' 23-9 record for an .718 winning percentage marked the program's best winning percentage not only in the four seasons under McPhee-McGuin, but the best since the 1993-1994 season where Ole Miss went 24-9.

UP NEXT

Ole Miss continues its road swing beginning the month of February at Tennessee with a matchup against the Lady Vols on Thursday (Feb. 2). Tip is set for 5:30 p.m. CT, streaming on SEC Network +.



OVERALL STATS

Game Records

Record	Overall	Home	Away	Neutral
ALL GAMES	17-4	11-1	5-2	1-1
CONFERENCE	6-2	3-1	3-1	0-0
NON-CONFERENCE	11-2	8-0	2-1	1-1

Score by Periods

Team	1st	2nd	3rd	4th	OT	TOT
Ole Miss	382	357	399	360	6	1504
Opponents	261	250	315	303	7	1136

Team Box Score

No.	Player				Total		3-Point		F-Throw		Rebounds											
		GP-GS	MIN	AVG	FG-FGA	FG%	3FG-3FGA	3FG%	FT-FTA	FT%	OFF	DEF	TOT	AVG	PF	DQ	A	TO	BLK	STL	PTS	AVG
15	BAKER, Angel	21-20	631:25	30.1	131-284	.461	22-63	.349	37-47	.787	18	103	121	5.8	42	0	52	35	8	35	321	15.3
24	SCOTT, Madison	21-21	625:20	29.8	96-181	.530	0-0	.000	58-84	.690	59	125	184	8.8	44	0	54	47	21	25	250	11.9
5	COLLINS, Snudda	21-19	572:09	27.2	72-203	.355	44-144	.306	38-56	.679	21	29	50	2.4	41	1	18	28	10	13	226	10.8
2	DAVIS, Marquesha	21-13	456:18	21.7	70-151	.464	9-30	.300	35-51	.686	29	62	91	4.3	39	1	19	27	4	19	184	8.8
22	SINGLETON, Tyia	21-15	453:41	21.6	56-129	.434	2-14	.143	27-43	.628	68	67	135	6.4	59	1	12	40	28	18	141	6.7
1	TAYLOR, Myah	18-16	488:44	27.2	38-117	.325	6-37	.162	27-40	.675	13	26	39	2.2	26	1	77	36	1	36	109	6.1
10	SALARY, Destiny	19-0	341:43	18.0	31-75	.413	5-15	.333	30-45	.667	15	40	55	2.9	28	0	43	30	3	12	97	5.1
32	IGBOKWE, Rita	21-1	260:18	12.4	31-62	.500	0-0	.000	19-38	.500	32	45	77	3.7	48	0	2	22	24	5	81	3.9
20	THOMPSON, Ayanna	19-0	212:21	11.2	19-53	.358	7-29	.241	3-4	.750	12	11	23	1.2	36	0	5	15	0	1	48	2.5
23	EATON, Elauna	18-0	153:00	8.5	14-44	.318	13-35	.371	2-2	1.000	2	10	12	0.7	13	0	4	10	1	3	43	2.4
12	BERRY, Jordan	9-0	32:45	3.6	1-2	.500	1-1	1.000	1-2	.500	1	4	5	0.6	4	0	2	1	0	2	4	0.4
Team											47	49	96					12				
Total		21	4228		559-1301	.430	109-368	.296	277-412	.672	317	571	888	42.3	380	4	288	303	100	169	1504	71.6
Opponents		21	4225		401-1148	.349	66-273	.242	268-370	.724	214	475	689	32.8	378	7	230	365	45	115	1136	54.1

Team Statistics

	OM	OPP
Scoring	1504	1136
Points per game	71.6	54.1
Scoring margin	+17.5	-
Field goals-att	559-1301	401-1148
Field goal pct	.430	.349
3 point fg-att	109-368	66-273
3-point FG pct	.296	.242
3-pt FG made per game	5.2	3.1
Free throws-att	277-412	268-370
Free throw pct	.672	.724
F-Throws made per game	13.2	12.8
Rebounds	888	689
Rebounds per game	42.3	32.8
Rebounding margin	+9.5	-
Assists	288	230
Assists per game	13.7	11.0
Turnovers	303	365
Turnovers per game	14.4	17.4
Turnover margin	+3.0	-
Assist/turnover ratio	1.0	0.6
Steals	169	115
Steals per game	8.0	5.5
Blocks	100	45
Blocks per game	4.8	2.1
Winning streak	1	-
Home win streak	1	-
Attendance	33393	23144
Home games-Avg/Game	12-2783	7-3306
Neutral site-Avg/Game	-	2-573

Team Results

Date	Opponent		Score	Att.
11/07/2022	Kennesaw St.	W	72-60	2074
11/10/2022	Southeast Mo. St.	W	83-57	1945
11/13/2022	at Little Rock	W	58-40	3255
11/16/2022	Southern Miss.	W	92-46	1693
11/21/2022	vs Dayton	W	63-50	573
11/23/2022	vs Utah	L	67-69	573
11/28/2022	Texas Southern	W	93-47	1769
11/29/2022	Alabama A&M	W	74-28	1572
12/04/2022	at Oklahoma	L	59-69	3285
12/11/2022	Jacksonville St.	W	74-54	1961
12/14/2022	Jacksonville	W	66-52	8958
12/17/2022	McNeese	W	79-60	1591
12/21/2022	at Temple	W	75-55	1502
12/29/2022	Auburn	W	79-47	2369
01/01/2023	at Mississippi St.	W	61-50	6023
01/05/2023	Vanderbilt	W	74-53	2235
01/08/2023	at Texas A&M	W	57-38	4064
01/12/2023	at Georgia	W	66-58	1922
01/15/2023	Alabama	L	58-63	3630
01/22/2023	at Auburn	Lot	76-77	3093
01/26/2023	Mississippi St.	W	78-63	3596

GAME BY GAME COMPARISON



THE STAT CREW SYSTEM
 Ole Miss Team Game-by-Game Comparison (as of Jan 06, 2023)
All games



Opponent	1st	2nd	Score	Mar	Total FG	FG Pct	3-Pointers	3FG Pct	Free Throws	FT Pct	Rebounds	Assist	T/Over	Block	Steal	Fouls
KENNESAW ST.	34/31	38/29	72-60	+12	25-61/22-52	.410/.423	2-12/3-8	.167/.375	20-27/13-18	.741/.722	43/28 +15	14/7	18/19	8/2	6/5	25/28
SOUTHEAST MO. ST.	35/17	48/40	83-57	+26	28-55/18-48	.509/.375	4-14/3-15	.286/.200	23-39/18-26	.590/.692	40/26 +14	18/12	21/23	3/1	13/11	20/30
Little Rock	25/18	33/22	58-40	+18	24-56/17-45	.429/.378	6-24/2-4	.250/.500	4-8/4-7	.500/.571	39/24 +15	10/10	18/20	3/2	8/5	10/13
SOUTHERN MISS.	48/7	44/39	92-46	+46	35-71/14-53	.493/.264	9-24/2-7	.375/.286	13-21/16-20	.619/.800	43/35 +8	13/9	9/25	5/1	11/2	26/17
Dayton	30/25	33/25	63-50	+13	25-74/18-50	.338/.360	5-23/3-6	.217/.500	8-13/11-12	.615/.917	46/34 +12	11/13	12/20	6/2	9/2	13/18
Utah	35/33	32/36	67-69	(2)	26-70/23-50	.371/.460	6-20/3-17	.300/.176	9-11/20-23	.818/.870	33/38 (5)	10/12	9/17	2/3	9/2	22/16
TEXAS SOUTHERN	44/21	49/26	93-47	+46	35-74/13-51	.473/.255	5-20/4-25	.250/.160	18-26/17-22	.692/.773	55/29 +26	21/6	9/18	5/4	10/5	14/20
ALABAMA A&M	36/14	38/14	74-28	+46	30-66/8-50	.455/.160	8-17/2-12	.471/.167	6-7/10-20	.857/.500	48/36 +12	18/4	13/20	6/0	10/3	18/11
Oklahoma	28/34	31/35	59-69	(10)	23-64/26-61	.359/.426	7-29/6-20	.241/.300	6-11/11-15	.545/.733	34/48 (14)	7/15	16/19	4/4	6/9	17/16
JACKSONVILLE ST.	37/30	37/24	74-54	+20	28-58/20-65	.483/.308	6-13/5-17	.462/.294	12-17/9-16	.706/.563	51/32 +19	15/12	14/8	7/0	3/5	16/14
JACKSONVILLE	31/25	35/27	66-52	+14	24-56/20-61	.429/.328	2-15/5-18	.133/.278	16-26/7-8	.615/.875	48/32 +16	9/13	10/8	6/1	4/3	9/21
MCNEESE	34/25	45/35	79-60	+19	24-55/22-55	.436/.400	5-17/4-16	.294/.250	26-32/12-15	.813/.800	43/25 +18	16/19	18/21	4/2	9/5	18/26
Temple	44/25	31/30	75-55	+20	28-56/21-60	.500/.350	4-13/4-17	.308/.235	15-25/9-11	.600/.818	37/33 +4	19/10	13/19	6/1	6/6	18/22
AUBURN	39/23	40/24	79-47	+32	31-68/15-60	.456/.250	4-13/0-10	.308/.000	13-22/17-28	.591/.607	53/37 +16	15/7	15/18	3/2	5/6	23/19
Mississippi St.	26/29	35/21	61-50	+11	25-59/19-55	.424/.345	5-22/3-13	.227/.231	6-8/9-18	.750/.500	37/36 +1	13/13	17/20	9/3	10/4	18/9
VANDERBILT	36/26	38/27	74-53	+21	27-57/17-49	.474/.347	8-16/4-14	.500/.286	12-18/15-21	.667/.714	41/26 +15	14/9	15/14	4/1	9/6	21/13
Texas A&M	36/21	21/17	57-38	+19	20-57/16-47	.351/.340	3-16/1-13	.188/.077	14-22/5-5	.636/1000	36/34 +2	11/10	13/24	5/3	14/3	12/14
Georgia	32/22	34/36	66-58	+8	26-57/23-59	.456/.390	4-15/1-11	.267/.091	10-15/11-14	.667/.786	35/32 +3	18/14	16/15	1/1	10/5	17/16
ALABAMA	27/25	31/38	58-63	(5)	21-64/19-53	.328/.358	5-18/5-13	.278/.385	11-18/20-28	.611/.714	42/39 +3	10/11	13/12	4/6	3/8	23/17
Auburn	41/33	29/37	76-77	(1)	25-65/26-66	.385/.394	2-8/4-9	.250/.444	24-30/21-26	.800/.808	46/32 +14	6/12	21/14	6/3	8/13	22/23
MISSISSIPPI ST.	41/27	37/36	78-63	+15	29-58/24-58	.500/.414	9-19/2-8	.474/.250	11-16/13-17	.688/.765	38/33 +5	20/12	13/11	3/3	6/7	18/15

Note: Game totals are displayed in the format TEAM/OPPONENT for each category

CONFERENCE

Game Records

Record	Overall	Home	Away	Neutral
ALL GAMES	6-2	3-1	3-1	0-0
CONFERENCE	6-2	3-1	3-1	0-0
NON-CONFERENCE	0-0	0-0	0-0	0-0

Score by Periods

Team	1st	2nd	3rd	4th	OT	TOT
Ole Miss	139	139	126	139	6	549
Opponents	98	108	126	110	7	449

Team Box Score

No.	Player				Total		3-Point		F-Throw		Rebounds												
		GP-GS	MIN	AVG	FG-FGA	FG%	3FG-3FGA	3FG%	FT-FTA	FT%	OFF	DEF	TOT	AVG	PF	DQ	A	TO	BLK	STL	PTS	AVG	
15	BAKER, Angel	8-8	261:52	32.7	56-113	.496	12-27	.444	18-23	.783	9	47	56	7.0	18	0	22	15	5	16	142	17.8	
24	SCOTT, Madison	8-8	268:37	33.6	42-76	.553	0-0	.000	26-37	.703	18	45	63	7.9	19	0	20	21	7	10	110	13.8	
5	COLLINS, Snudda	8-6	214:33	26.8	23-73	.315	17-54	.315	5-8	.625	3	15	18	2.3	19	1	10	9	2	4	68	8.5	
2	DAVIS, Marquesha	8-2	156:41	19.6	23-58	.397	1-7	.143	14-19	.737	11	24	35	4.4	15	1	6	12	2	4	61	7.6	
1	TAYLOR, Myah	8-8	219:18	27.4	18-52	.346	1-12	.083	12-19	.632	5	11	16	2.0	13	1	28	17	1	14	49	6.1	
22	SINGLETON, Tyia	8-8	181:02	22.6	15-40	.375	0-2	.000	9-16	.563	26	18	44	5.5	28	1	5	15	8	7	39	4.9	
10	SALARY, Destiny	7-0	97:14	13.9	9-23	.391	3-7	.429	6-11	.545	3	19	22	3.1	9	0	11	9	1	5	27	3.9	
20	THOMPSON, Ayanna	8-0	75:12	9.4	9-22	.409	2-9	.222	1-2	.500	4	3	7	0.9	9	0	2	7	0	1	21	2.6	
32	IGBOKWE, Rita	8-0	95:54	12.0	5-16	.313	0-0	.000	7-10	.700	9	16	25	3.1	20	0	1	9	8	3	17	2.1	
23	EATON, Elauna	7-0	49:29	7.1	4-12	.333	4-9	.444	2-2	1.000	1	3	4	0.6	3	0	2	2	1	1	14	2.0	
12	BERRY, Jordan	2-0	05:08	2.6	0-0	.000	0-0	.000	1-2	.500	1	1	2	1.0	1	0	0	1	0	0	1	0.5	
Team											16	20	36					6					
Total		8	1625		204-485	.421	40-127	.315	101-149	.678	106	222	328	41.0	154	4	107	123	35	65	549	68.6	
Opponents		8	1625		159-447	.356	20-91	.220	111-157	.707	78	191	269	33.6	126	2	88	128	22	52	449	56.1	

NON-CONFERENCE

Game Records

Record	Overall	Home	Away	Neutral
ALL GAMES	11-2	8-0	2-1	1-1
CONFERENCE	0-0	0-0	0-0	0-0
NON-CONFERENCE	11-2	8-0	2-1	1-1

Score by Periods

Team	1st	2nd	3rd	4th	OT	TOT
Ole Miss	243	218	273	221	0	955
Opponents	163	142	189	193	0	687

Team Box Score

No.	Player				Total		3-Point		F-Throw		Rebounds												
		GP-GS	MIN	AVG	FG-FGA	FG%	3FG-3FGA	3FG%	FT-FTA	FT%	OFF	DEF	TOT	AVG	PF	DQ	A	TO	BLK	STL	PTS	AVG	
15	BAKER, Angel	13-12	369:34	28.4	75-171	.439	10-36	.278	19-24	.792	9	56	65	5.0	24	0	30	20	3	19	179	13.8	
5	COLLINS, Snudda	13-13	357:36	27.5	49-130	.377	27-90	.300	33-48	.688	18	14	32	2.5	22	0	8	19	8	9	158	12.2	
24	SCOTT, Madison	13-13	356:44	27.4	54-105	.514	0-0	.000	32-47	.681	41	80	121	9.3	25	0	34	26	14	15	140	10.8	
2	DAVIS, Marquesha	13-11	299:37	23.0	47-93	.505	8-23	.348	21-32	.656	18	38	56	4.3	24	0	13	15	2	15	123	9.5	
22	SINGLETON, Tyia	13-7	272:39	21.0	41-89	.461	2-12	.167	18-27	.667	42	49	91	7.0	31	0	7	25	20	11	102	7.8	
1	TAYLOR, Myah	10-8	269:25	26.9	20-65	.308	5-25	.200	15-21	.714	8	15	23	2.3	13	0	49	19	0	22	60	6.0	
10	SALARY, Destiny	12-0	244:29	20.4	22-52	.423	2-8	.250	24-34	.706	12	21	33	2.8	19	0	32	21	2	7	70	5.8	
32	IGBOKWE, Rita	13-1	164:23	12.6	26-46	.565	0-0	.000	12-28	.429	23	29	52	4.0	28	0	1	13	16	2	64	4.9	
23	EATON, Elauna	11-0	103:31	9.4	10-32	.313	9-26	.346	0-0	.000	1	7	8	0.7	10	0	2	8	0	2	29	2.6	
20	THOMPSON, Ayanna	11-0	137:08	12.5	10-31	.323	5-20	.250	2-2	1.000	8	8	16	1.5	27	0	3	8	0	0	27	2.5	
12	BERRY, Jordan	7-0	27:37	3.9	1-2	.500	1-1	1.000	0-0	.000	0	3	3	0.4	3	0	2	0	0	2	3	0.4	
Team											31	29	60				6						
Total		13	2603		355-816	.435	69-241	.286	176-263	.669	211	349	560	43.1	226	0	181	180	65	104	955	73.5	
Opponents		13	2600		242-701	.345	46-182	.253	157-213	.737	136	284	420	32.3	252	5	142	237	23	63	687	52.8	

HOME STATS

Game Records

Record	Overall	Home	Away	Neutral
ALL GAMES	11-1	11-1	0-0	0-0
CONFERENCE	3-1	3-1	0-0	0-0
NON-CONFERENCE	8-0	8-0	0-0	0-0

Score by Periods

Team	1st	2nd	3rd	4th	OT	TOT
Ole Miss	225	217	257	223	0	922
Opponents	135	136	167	192	0	630

Team Box Score

No.	Player				Total		3-Point		F-Throw		Rebounds											
		GP-GS	MIN	AVG	FG-FGA	FG%	3FG-3FGA	3FG%	FT-FTA	FT%	OFF	DEF	TOT	AVG	PF	DQ	A	TO	BLK	STL	PTS	AVG
15	BAKER, Angel	12-12	334:54	27.9	75-154	.487	12-30	.400	19-24	.792	12	45	57	4.8	23	0	30	19	6	17	181	15.1
24	SCOTT, Madison	12-12	344:57	28.7	58-108	.537	0-0	.000	36-50	.720	40	81	121	10.1	21	0	36	23	11	15	152	12.7
5	COLLINS, Snudda	12-11	322:14	26.9	45-116	.388	27-79	.342	30-43	.698	15	18	33	2.8	21	0	8	14	6	8	147	12.3
2	DAVIS, Marquesha	12-7	248:50	20.7	40-78	.513	5-15	.333	18-31	.581	13	37	50	4.2	24	1	12	18	3	11	103	8.6
10	SALARY, Destiny	12-0	260:59	21.7	27-58	.466	3-10	.300	29-42	.690	10	38	48	4.0	23	0	33	25	2	7	86	7.2
22	SINGLETON, Tyia	12-10	265:49	22.2	30-74	.405	1-6	.167	23-32	.719	36	42	78	6.5	35	1	9	21	16	10	84	7.0
1	TAYLOR, Myah	9-8	191:13	21.2	15-47	.319	3-16	.188	14-21	.667	7	11	18	2.0	16	1	44	15	0	15	47	5.2
32	IGBOKWE, Rita	12-0	146:21	12.2	19-39	.487	0-0	.000	9-22	.409	17	30	47	3.9	29	0	1	14	14	2	47	3.9
20	THOMPSON, Ayanna	11-0	153:37	14.0	17-36	.472	6-18	.333	2-2	1.000	10	11	21	1.9	27	0	5	11	0	0	42	3.8
23	EATON, Elauna	11-0	102:15	9.3	10-31	.323	9-23	.391	0-0	.000	1	5	6	0.5	8	0	3	3	0	2	29	2.6
12	BERRY, Jordan	8-0	31:32	3.9	1-2	.500	1-1	1.000	1-2	.500	1	4	5	0.6	4	0	2	1	0	2	4	0.5
Team											26	35	61					4				
Total		12	2403		337-743	.454	67-198	.338	181-269	.673	188	357	545	45.4	231	3	183	168	58	89	922	76.8
Opponents		12	2400		212-655	.324	39-163	.239	167-239	.699	118	260	378	31.5	231	5	121	197	23	66	630	52.5

AWAY STATS

Game Records

Record	Overall	Home	Away	Neutral
ALL GAMES	5-2	0-0	5-2	0-0
CONFERENCE	3-1	0-0	3-1	0-0
NON-CONFERENCE	2-1	0-0	2-1	0-0

Score by Periods

Team	1st	2nd	3rd	4th	OT	TOT
Ole Miss	121	111	113	101	6	452
Opponents	91	91	116	82	7	387

Team Box Score

No.	Player				Total		3-Point		F-Throw		Rebounds													
		GP-GS	MIN	AVG	FG-FGA	FG%	3FG-3FGA	3FG%	FT-FTA	FT%	OFF	DEF	TOT	AVG	PF	DQ	A	TO	BLK	STL	PTS	AVG		
15	BAKER, Angel	7-7	240:41	34.4	48-99	.485	8-27	.296	14-19	.737	4	52	56	8.0	13	0	18	15	2	12	118	16.9		
24	SCOTT, Madison	7-7	232:45	33.2	31-61	.508	0-0	.000	22-32	.688	16	38	54	7.7	15	0	16	20	8	10	84	12.0		
5	COLLINS, Snudda	7-6	195:01	27.9	20-65	.308	14-48	.292	3-6	.500	3	9	12	1.7	16	1	9	10	2	4	57	8.1		
2	DAVIS, Marquesha	7-4	147:35	21.1	20-47	.426	3-10	.300	10-12	.833	8	20	28	4.0	8	0	5	8	1	5	53	7.6		
1	TAYLOR, Myah	7-6	226:57	32.4	16-50	.320	0-14	.000	13-19	.684	4	11	15	2.1	9	0	24	15	1	16	45	6.4		
22	SINGLETON, Tyia	7-5	143:34	20.5	19-39	.487	0-4	.000	3-9	.333	21	18	39	5.6	20	0	3	16	9	7	41	5.9		
32	IGBOKWE, Rita	7-0	88:14	12.6	10-20	.500	0-0	.000	10-16	.625	12	9	21	3.0	16	0	1	8	9	2	30	4.3		
23	EATON, Elauna	6-0	50:18	8.4	4-13	.308	4-12	.333	2-2	1.000	1	5	6	1.0	5	0	1	7	1	1	14	2.3		
20	THOMPSON, Ayanna	7-0	48:33	6.9	2-15	.133	1-10	.100	1-2	.500	2	0	2	0.3	9	0	0	4	0	1	6	0.9		
10	SALARY, Destiny	5-0	50:08	10.0	1-5	.200	1-2	.500	1-2	.500	2	2	4	0.8	3	0	7	4	1	4	4	0.8		
12	BERRY, Jordan	1-0	01:13	1.2	0-0	.000	0-0	.000	0-0	.000	0	0	0	0.0	0	0	0	0	0	0	0	0.0		
Team											13	14	27				7							
Total		7	1425		171-414	.413	31-127	.244	79-119	.664	86	178	264	37.7	114	1	84	114	34	62	452	64.6		
Opponents		7	1425		148-393	.377	21-87	.241	70-96	.729	73	166	239	34.1	113	2	84	131	17	45	387	55.3		

IN WINS

Game Records

Record	Overall	Home	Away	Neutral
ALL GAMES	17-0	11-0	5-0	1-0
CONFERENCE	6-0	3-0	3-0	0-0
NON-CONFERENCE	11-0	8-0	2-0	1-0

Score by Periods

Team	1st	2nd	3rd	4th	OT	TOT
Ole Miss	312	296	339	297	0	1244
Opponents	206	180	239	233	0	858

Team Box Score

No.	Player				Total		3-Point		F-Throw		Rebounds												
		GP-GS	MIN	AVG	FG-FGA	FG%	3FG-3FGA	3FG%	FT-FTA	FT%	OFF	DEF	TOT	AVG	PF	DQ	A	TO	BLK	STL	PTS	AVG	
15	BAKER, Angel	17-17	488:20	28.7	103-215	.479	18-51	.353	25-32	.781	13	76	89	5.2	31	0	49	28	7	28	249	14.6	
24	SCOTT, Madison	17-17	491:48	28.9	85-148	.574	0-0	.000	47-71	.662	52	104	156	9.2	32	0	48	33	15	22	217	12.8	
5	COLLINS, Snudda	17-16	456:19	26.8	58-160	.363	35-113	.310	33-45	.733	16	25	41	2.4	33	0	15	21	8	11	184	10.8	
2	DAVIS, Marquesha	17-10	355:45	20.9	55-113	.487	9-24	.375	24-39	.615	20	50	70	4.1	32	1	15	19	4	16	143	8.4	
22	SINGLETON, Tyia	17-13	379:38	22.3	48-112	.429	2-12	.167	27-38	.711	56	60	116	6.8	43	0	11	33	27	16	125	7.4	
1	TAYLOR, Myah	14-12	355:17	25.4	32-87	.368	4-28	.143	22-34	.647	9	20	29	2.1	18	0	65	30	1	28	90	6.4	
10	SALARY, Destiny	17-0	310:05	18.2	25-63	.397	2-11	.182	29-43	.674	15	36	51	3.0	25	0	42	29	2	11	81	4.8	
32	IGBOKWE, Rita	17-0	218:21	12.8	27-54	.500	0-0	.000	17-36	.472	29	39	68	4.0	36	0	1	18	20	5	71	4.2	
20	THOMPSON, Ayanna	16-0	195:57	12.2	18-48	.375	7-25	.280	2-2	1.000	12	11	23	1.4	30	0	4	13	0	1	45	2.8	
23	EATON, Elauna	15-0	118:28	7.9	12-36	.333	11-28	.393	0-0	.000	1	6	7	0.5	12	0	3	9	0	3	35	2.3	
12	BERRY, Jordan	9-0	32:45	3.6	1-2	.500	1-1	1.000	1-2	.500	1	4	5	0.6	4	0	2	1	0	2	4	0.4	
Team											36	42	78					10					
Total		17	3403		464-1038	.447	89-293	.304	227-342	.664	260	473	733	43.1	296	1	255	244	84	143	1244	73.2	
Opponents		17	3400		307-918	.334	48-214	.224	196-278	.705	170	362	532	31.3	306	7	180	303	29	83	858	50.5	

IN LOSSES

Game Records

Record	Overall	Home	Away	Neutral
ALL GAMES	0-4	0-1	0-2	0-1
CONFERENCE	0-2	0-1	0-1	0-0
NON-CONFERENCE	0-2	0-0	0-1	0-1

Score by Periods

Team	1st	2nd	3rd	4th	OT	TOT
Ole Miss	70	61	60	63	6	260
Opponents	55	70	76	70	7	278

Team Box Score

No. Player					Total		3-Point		F-Throw		Rebounds													
		GP-GS	MIN	AVG	FG-FGA	FG%	3FG-3FGA	3FG%	FT-FTA	FT%	OFF	DEF	TOT	AVG	PF	DQ	A	TO	BLK	STL	PTS	AVG		
15	BAKER, Angel	4-3	143:05	35.8	28-69	.406	4-12	.333	12-15	.800	5	27	32	8.0	11	0	3	7	1	7	72	18.0		
5	COLLINS, Snudda	4-3	115:49	29.0	14-43	.326	9-31	.290	5-11	.455	5	4	9	2.3	8	1	3	7	2	2	42	10.5		
2	DAVIS, Marquesha	4-3	100:33	25.1	15-38	.395	0-6	.000	11-12	.917	9	12	21	5.3	7	0	4	8	0	3	41	10.3		
24	SCOTT, Madison	4-4	133:32	33.4	11-33	.333	0-0	.000	11-13	.846	7	21	28	7.0	12	0	6	14	6	3	33	8.3		
10	SALARY, Destiny	2-0	31:38	15.8	6-12	.500	3-4	.750	1-2	.500	0	4	4	2.0	3	0	1	1	1	1	16	8.0		
1	TAYLOR, Myah	4-4	133:26	33.4	6-30	.200	2-9	.222	5-6	.833	4	6	10	2.5	8	1	12	6	0	8	19	4.8		
22	SINGLETON, Tyia	4-2	74:03	18.5	8-17	.471	0-2	.000	0-5	.000	12	7	19	4.8	16	1	1	7	1	2	16	4.0		
23	EATON, Elauna	3-0	34:33	11.5	2-8	.250	2-7	.286	2-2	1.000	1	4	5	1.7	1	0	1	1	1	0	8	2.7		
32	IGBOKWE, Rita	4-1	41:57	10.5	4-8	.500	0-0	.000	2-2	1.000	3	6	9	2.3	12	0	1	4	4	0	10	2.5		
20	THOMPSON, Ayanna	3-0	16:24	5.5	1-5	.200	0-4	.000	1-2	.500	0	0	0	0.0	6	0	1	2	0	0	3	1.0		
Team											11	7	18				2							
Total		4	825		95-263	.361	20-75	.267	50-70	.714	57	98	155	38.8	84	3	33	59	16	26	260	65.0		
Opponents		4	825		94-230	.409	18-59	.305	72-92	.783	44	113	157	39.3	72	0	50	62	16	32	278	69.5		

TEAM GAME-BY-GAME

				Total		3-Pointers		Free throws		Rebounds											
Opponent	Date	Score		FG-FGA	PCT	3FG-3FGA	PCT	FT-FTA	PCT	OFF	DEF	TOT	AVG	PF	A	TO	BLK	STL	PTS	AVG	
Kennesaw St.	11/07/2022	72-60	W	25-61	.410	2-12	.167	20-27	.741	18	25	43	43.0	25	14	18	8	6	72	72.0	
Southeast Mo. St.	11/10/2022	83-57	W	28-55	.509	4-14	.286	23-39	.590	19	21	40	41.5	20	18	21	3	13	83	77.5	
at Little Rock	11/13/2022	58-40	W	24-56	.429	6-24	.250	4-8	.500	13	26	39	40.7	10	10	18	3	8	58	71.0	
Southern Miss.	11/16/2022	92-46	W	35-71	.493	9-24	.375	13-21	.619	21	22	43	41.3	26	13	9	5	11	92	76.3	
vs Dayton	11/21/2022	63-50	W	25-74	.338	5-23	.217	8-13	.615	25	21	46	42.2	13	11	12	6	9	63	73.6	
vs Utah	11/23/2022	67-69	L	26-70	.371	6-20	.300	9-11	.818	18	15	33	40.7	22	10	9	2	9	67	72.5	
Texas Southern	11/28/2022	93-47	W	35-74	.473	5-20	.250	18-26	.692	21	34	55	42.7	14	21	9	5	10	93	75.4	
Alabama A&M	11/29/2022	74-28	W	30-66	.455	8-17	.471	6-7	.857	13	35	48	43.4	18	18	13	6	10	74	75.3	
at Oklahoma	12/04/2022	59-69	L	23-64	.359	7-29	.241	6-11	.545	11	23	34	42.3	17	7	16	4	6	59	73.4	
Jacksonville St.	12/11/2022	74-54	W	28-58	.483	6-13	.462	12-17	.706	12	39	51	43.2	16	15	14	7	3	74	73.5	
Jacksonville	12/14/2022	66-52	W	24-56	.429	2-15	.133	16-26	.615	15	33	48	43.6	9	9	10	6	4	66	72.8	
McNeese	12/17/2022	79-60	W	24-55	.436	5-17	.294	26-32	.813	13	30	43	43.6	18	16	18	4	9	79	73.3	
at Temple	12/21/2022	75-55	W	28-56	.500	4-13	.308	15-25	.600	12	25	37	43.1	18	19	13	6	6	75	73.5	
Auburn	12/29/2022	79-47	W	31-68	.456	4-13	.308	13-22	.591	17	36	53	43.8	23	15	15	3	5	79	73.9	
at Mississippi St.	01/01/2023	61-50	W	25-59	.424	5-22	.227	6-8	.750	7	30	37	43.3	18	13	17	9	10	61	73.0	
Vanderbilt	01/05/2023	74-53	W	27-57	.474	8-16	.500	12-18	.667	14	27	41	43.2	21	14	15	4	9	74	73.1	
at Texas A&M	01/08/2023	57-38	W	20-57	.351	3-16	.188	14-22	.636	16	20	36	42.8	12	11	13	5	14	57	72.1	
at Georgia	01/12/2023	66-58	W	26-57	.456	4-15	.267	10-15	.667	13	22	35	42.3	17	18	16	1	10	66	71.8	
Alabama	01/15/2023	58-63	L	21-64	.328	5-18	.278	11-18	.611	14	28	42	42.3	23	10	13	4	3	58	71.1	
at Auburn	01/22/2023	76-77	Lot	25-65	.385	2-8	.250	24-30	.800	14	32	46	42.5	22	6	21	6	8	76	71.3	
Mississippi St.	01/26/2023	78-63	W	29-58	.500	9-19	.474	11-16	.688	11	27	38	42.3	18	20	13	3	6	78	71.6	
Total		1504		559-1301	.430	109-368	.296	277-412	.672	317	571	888	42.3	380	288	303	100	169	1504	71.6	
Opponents		1136		401-1148	.349	66-273	.242	268-370	.724	214	475	689	32.8	378	230	365	45	115	1136	54.1	

Ole Miss Averages

Games Played	Points/game	FG Pct	3FG Pct	FT Pct	Rebounds/game	Assists/game	Turnovers/game	Assist/Turnover ratio	Steals/game	Blocks/game
21	71.6	43.0	29.6	67.2	42.3	13.7	14.4	1.0	8.0	4.8

SEASON/CAREER STATS

Summary

	Season Statistics										Career Statistics									
Player	GP-GS	MIN/G	FG%	3FG%	FT%	R/G	A/G	STL	BLK	PTS/G	GP-GS	MIN/G	FG%	3FG%	FT%	R/G	A/G	STL	BLK	PTS/G
BAKER, Angel	21-20	30.1	.461	.349	.787	5.8	2.5	35	8	15.3	142-83	28.7	.423	.358	.733	3.9	2.6	179	55	13.8
BERRY, Jordan	9-0	3.6	.500	1.000	.500	0.6	0.2	2	0	0.4	22-0	4.1	.083	.111	.500	0.6	0.3	4	0	0.2
COLLINS, Snudda	21-19	27.2	.355	.306	.679	2.4	0.9	13	10	10.8	80-52	23.7	.333	.325	.641	2.0	0.5	52	32	7.4
DAVIS, Marquesha	21-13	21.7	.464	.300	.686	4.3	0.9	19	4	8.8	72-14	13.9	.441	.257	.659	2.8	0.5	54	15	5.4
EATON, Elauna	18-0	8.5	.318	.371	1.000	0.7	0.2	3	1	2.4	46-2	11.8	.302	.336	.850	1.0	0.2	9	2	3.0
IGBOKWE, Rita	21-1	12.4	.500	.000	.500	3.7	0.1	5	24	3.9	101-50	18.5	.470	.000	.517	6.2	0.2	57	181	4.9
SALARY, Destiny	19-0	18.0	.413	.333	.667	2.9	2.3	12	3	5.1	68-10	14.4	.430	.318	.656	2.5	1.4	50	6	3.4
SCOTT, Madison	21-21	29.8	.530	.000	.690	8.8	2.6	25	21	11.9	77-73	26.6	.514	.000	.671	7.5	1.6	88	73	10.2
SINGLETON, Tyia	21-15	21.6	.434	.143	.628	6.4	0.6	18	28	6.7	107-62	17.9	.478	.143	.648	4.9	0.4	60	98	4.7
TAYLOR, Myah	18-16	27.2	.325	.162	.675	2.2	4.3	36	1	6.1	133-97	25.4	.405	.269	.605	1.9	3.9	232	20	6.2
THOMPSON, Ayanna	19-0	11.2	.358	.241	.750	1.2	0.3	1	0	2.5	19-0	11.2	.358	.241	.750	1.2	0.3	1	0	2.5

Scoring

	Season Statistics								Career Statistics							
Player	FG-FGA	FG%	3FG-3FGA	3FG%	FT-FTA	FT%	PTS	PTS/G	FG-FGA	FG%	3FG-3FGA	3FG%	FT-FTA	FT%	PTS	PTS/G
BAKER, Angel	131-284	.461	22-63	.349	37-47	.787	321	15.3	796-1883	.423	163-455	.358	200-273	.733	1955	13.8
BERRY, Jordan	1-2	.500	1-1	1.000	1-2	.500	4	0.4	1-12	.083	1-9	.111	1-2	.500	4	0.2
COLLINS, Snudda	72-203	.355	44-144	.306	38-56	.679	226	10.8	198-595	.333	131-403	.325	66-103	.641	593	7.4
DAVIS, Marquesha	70-151	.464	9-30	.300	35-51	.686	184	8.8	143-324	.441	18-70	.257	85-129	.659	389	5.4
EATON, Elauna	14-44	.318	13-35	.371	2-2	1.000	43	2.4	42-139	.302	39-116	.336	17-20	.850	140	3.0
IGBOKWE, Rita	31-62	.500	0-0	.000	19-38	.500	81	3.9	205-436	.470	0-0	.000	89-172	.517	499	4.9
SALARY, Destiny	31-75	.413	5-15	.333	30-45	.667	97	5.1	89-207	.430	14-44	.318	40-61	.656	232	3.4
SCOTT, Madison	96-181	.530	0-0	.000	58-84	.690	250	11.9	296-576	.514	0-1	.000	194-289	.671	786	10.2
SINGLETON, Tyia	56-129	.434	2-14	.143	27-43	.628	141	6.7	213-446	.478	2-14	.143	79-122	.648	507	4.7
TAYLOR, Myah	38-117	.325	6-37	.162	27-40	.675	109	6.1	304-751	.405	64-238	.269	147-243	.605	819	6.2
THOMPSON, Ayanna	19-53	.358	7-29	.241	3-4	.750	48	2.5	19-53	.358	7-29	.241	3-4	.750	48	2.5

Totals

	Season Statistics								Career Statistics							
Player	O-REB	D-REB	TOTAL	PF	FO	A	TO	A/TO	O-REB	D-REB	TOTAL	PF	FO	A	TO	A/TO
BAKER, Angel	18	103	121	42	0	52	35	1.5	126	426	552	312	3	372	327	1.1
BERRY, Jordan	1	4	5	4	0	2	1	2.0	3	10	13	7	0	6	6	1.0
COLLINS, Snudda	21	29	50	41	1	18	28	0.6	41	117	158	147	1	42	62	0.7
DAVIS, Marquesha	29	62	91	39	1	19	27	0.7	61	139	200	86	1	38	60	0.6
EATON, Elauna	2	10	12	13	0	4	10	0.4	4	43	47	36	0	9	23	0.4
IGBOKWE, Rita	32	45	77	48	0	2	22	0.1	257	370	627	283	11	25	129	0.2
SALARY, Destiny	15	40	55	28	0	43	30	1.4	46	123	169	93	1	94	67	1.4
SCOTT, Madison	59	125	184	44	0	54	47	1.1	216	359	575	185	4	125	148	0.8
SINGLETON, Tyia	68	67	135	59	1	12	40	0.3	227	292	519	276	9	43	175	0.2
TAYLOR, Myah	13	26	39	26	1	77	36	2.1	36	214	250	249	6	522	231	2.3
THOMPSON, Ayanna	12	11	23	36	0	5	15	0.3	12	11	23	36	0	5	15	0.3

THE LAST TIME

AN OLE MISS TEAM...

Scored 100+ points at home 104, vs. Alcorn State (Dec. 8, 2020)
 Scored 100+ points on the road 110, vs. Delaware State (Nov. 18, 2017, Neutral)
 Scored 100+ points and lost Never Happened
 Scored 110+ points 110, vs. Delaware State (Nov. 18, 2017, Neutral)
 Won an overtime game 69-66, vs. Georgia Southern (Dec. 16, 2019)
 Lost an overtime game 77-76, at Auburn (Jan. 22, 2023)
 Won a double overtime game 78-75, vs. Florida (Jan. 7, 2018)
 Lost a double overtime game 64-57, at Hawai'i (Nov. 27, 2010)
 Played a triple overtime game W, 102-101 (3OT) at LSU (Feb. 7, 2010)
 Played a four-overtime game L, 81-86 vs. Arkansas State (Dec. 7, 2001)
 Won an NCAA Tournament game 90-82, vs. Oklahoma (Mar. 25, 2007)
 Won a WNIT game 60-50, vs. UNI (Mar. 26, 2021)
 Won an SEC Tournament game 70-60, vs. #23 Florida (March 4, 2022)
 Made 40+ field goals 40, vs. Alcorn State (Dec. 8, 2020)
 Made 50+ field goals 51, vs. Missouri-St. Louis (Jan. 10, 1983)
 Made 10+ three-point field goals 12, at Tennessee (Feb. 27, 2020)
 Had 20+ rebound margin 22, at Auburn (Feb. 24, 2022)
 Had 25+ rebound margin 26, vs. Texas Southern (Nov. 28, 2022)
 Had 30+ rebound margin 34, vs. Savannah State (Dec. 8, 2018)
 Had 50+ rebounds 53, vs. Auburn (Dec. 29, 2022)
 Had 60+ rebounds 62, vs. Savannah State (Dec. 8, 2018)
 Had 70+ rebounds 70, vs. Mississippi University for Women (Jan. 26, 1979)
 Had three players with 10+ rebounds Robertson (10), Lewis (10), Thomas (10) at Sam Houston State (Nov. 17, 2009)
 Attempted 30+ free throws 30, at Auburn (Jan. 22, 2023)
 Attempted 35+ free throws 39, vs. SEMO (Nov. 10, 2022)
 Attempted 40+ free throws 42, vs. Jackson State (Dec. 15, 2020)
 Attempted 45+ free throws 46, at Rice (Nov. 17, 2006)
 Attempted 50+ free throws 50, vs. Mississippi University for Women (Jan. 24, 1976)
 Made 25+ free throws vs. McNeese State (Dec. 17, 2022)
 Made 30+ free throws 34, at UAB (Nov. 12, 2006)
 Made 35+ free throws 36, vs. Mississippi University for Women (Jan. 24, 1976)
 Had 25+ assists 26, vs. Alcorn State (Dec. 8, 2020)
 Had 30+ assists 31, vs. Winston-Salem State (Dec. 20, 2009)
 Had 35+ assists 35, vs. Mississippi State (Feb. 16, 1985)
 Had 25+ turnovers 27, at Vanderbilt (Feb. 20, 2022)
 Had 35+ turnovers 36, at No. 6 Kentucky (Feb. 2, 2012)
 Forced 25+ turnovers 25, vs. Southern Miss (Nov. 16, 2022)
 Forced 30+ turnovers 30, vs. Sam Houston State (Nov. 26, 2019)
 Forced 35+ turnovers 40, vs. Mississippi Valley State (Dec. 28, 2016)
 Forced 45+ turnovers 46, vs. Mississippi Valley State (Nov. 16, 2014)
 Had 15+ steals 15, vs. #15 Georgia (Jan. 30, 2022)
 Had 20+ steals 24, vs. Mississippi Valley (Dec. 28, 2016)
 Had 25+ steals 25, vs. Alabama (Mar. 1, 2007)
 Blocked 5+ shots 6, at Auburn (Jan. 22, 2023)
 Blocked 10+ shots 11, vs. #23 Florida (March 4, 2022)
 Scored 50 points or less 50, vs. Belmont (Nov. 11, 2021)
 Scored 40 points or less 40, at #1 South Carolina (Jan. 27, 2022)
 Scored 50 or fewer and won 48-43, vs. Florida (Feb. 28, 2018)
 Beat a ranked team 70-60, vs. #23 Florida (March 4, 2022)
 Beat a ranked team on the road 63-53, at #23 Kentucky (Jan. 23, 2022)
 Kept every player on a team out of double figures vs. Alabama A&M (Nov. 28, 2022)
 Had all five starters score in double figures vs. Louisiana (Dec. 12, 2018)
 Had five+ players score in double figures 5, at Texas A&M (Jan. 20, 2022)
 Had no players score in double figures vs. #6 Tennessee (Feb. 12, 2015)
 Overcame a 10-point+ halftime deficit to win 12, vs. Middle Tennessee (Nov. 29, 2017)
 Overcame a 15-point+ halftime deficit to win 16, vs. Vanderbilt (Jan. 2, 2011)

AN OLE MISS PLAYER...

Scored 20+ points 25, Angel Baker at Auburn (Jan. 22, 2023)
 Scored 30+ points 30, Deja Cage vs. Louisiana Tech (Nov. 23, 2019)
 Scored 40+ points 42, Bianca Thomas vs. LSU (Jan. 17, 2010)
 Attempted 15+ field goals 19, Angel Baker at Auburn (Jan. 22, 2023)
 Attempted 20+ field goals 25, Shakira Austin vs. Rice (Mar. 28, 2021)
 Attempted 25+ field goals 25, Shakira Austin vs. Rice (Mar. 28, 2021)
 Recorded a double-double... Angel Baker (22 points & 10 rebounds) at Mississippi State (Jan. 1, 2023)
 Recorded a triple-double... Kayla Melson, 11 pts., 11 rbs. & 11 ast. vs. SE La. (Nov. 13, 2009)
 Had 10+ assists 10, Mimi Reid, vs. LSU (Jan. 4, 2021)
 Had 15+ assists 15, Kim Bullard vs. Middle Tennessee (Dec. 21, 1985)
 Had 5+ blocks 6, Shakira Austin vs. Florida (March 4, 2022)
 Had 8+ blocks 8, Dominique Banks vs. Georgia Southern (Dec. 16, 2019)
 Had 10+ blocks 10, Promise Taylor at #14 Texas A&M (Feb. 8, 2018)
 Had 5+ steals 5, Angel Baker at Texas A&M (Jan. 8, 2023)

Had 8+ steals 8, Valerie Nesbitt vs. Louisiana Tech (Nov. 23, 2019)
 Had 10+ steals 12, Armentie Price vs. Illinois (Dec. 2, 2006)
 Had 15+ rebounds Madison Scott, Tyia Singleton vs. Jacksonville (Dec. 14, 2022)
 Had 20+ rebounds 20, Armentie Price at Mississippi State (Jan. 26, 2006)
 Made 10+ field goals 10, Angel Baker at Auburn (Jan. 22, 2023)
 Made 15+ field goals 17, Jennifer Gillom vs. Memphis (Dec. 10, 1985)
 Made 10+ free throws 10, Shakira Austin at Florida (Jan. 6, 2022)
 Made 15+ free throws 15, Tia Faleru at Kentucky (Feb. 13, 2014)
 Attempted 10+ free throws 11, Marquessa Davis vs. SEMO (Nov. 10, 2022)
 Attempted 15+ free throws 15, Shakira Austin at Florida (Jan. 6, 2022)
 Attempted 20+ free throws 23, Tia Faleru at Kentucky (Feb. 13, 2014)
 Made 25 straight free throws 47, Crystal Allen, 2018-19 season
 Made 45 straight free throws 47, Crystal Allen, 2018-19 season
 Made 5+ three-pointers 5, Snudda Collins, vs. Mississippi State (Jan. 26, 2023)
 Made 8+ three-pointers 9, Crystal Allen vs. North Florida (Dec. 28, 2018)
 Made 10+ three-pointers 10, Torri Lewis vs. New Orleans (Dec. 14, 2015)
 Attempted 10+ three-pointers 11, Snudda Collins vs. Mississippi State (Jan. 26, 2023)
 Attempted 15+ three-pointers 16, Crystal Allen at Vanderbilt (Jan. 24, 2019)
 Had 10+ offensive rebounds 11, Tia Faleru vs. Southern (Nov. 20, 2014)
 Had 10+ defensive rebounds 10, Angel Baker at Temple (Dec. 21, 2022)
 Had 20+ points and 20+ rebounds Armentie Price, 22 points & 20 rebounds at Miss. State (Jan. 26, 2006)
 Had a double-double in two straight games Madison Scott vs. Jacksonville, (Dec. 14, 2022), vs. McNeese State (Dec. 17, 2022)
 Had a double-double in three straight games Madison Scott vs. Jacksonville, (Dec. 14, 2022), vs. McNeese State (Dec. 17, 2022), at Temple (Dec. 21, 2022)
 Had a double-double in four straight games Shakira Austin vs. #5 Texas A&M (Feb. 21, 2021), at #18 Arkansas (Feb. 19, 2021)
 at Alabama (Feb. 11, 2021), and vs. #14 Kentucky (Feb. 4, 2021)
 Had a double-double in five straight games Shakira Austin vs. #5 Texas A&M (Feb. 21, 2021), at #18 Arkansas (Feb. 19, 2021)
 at Alabama (Feb. 11, 2021), vs. #14 Kentucky (Feb. 4, 2021), and at LSU (Jan. 31, 2021)
 Had a double-double in seven straight games Armentie Price, Jan. 14-Feb. 8, 2007
 Had 10+ double-doubles in a season 10, Shakira Austin, 2021-22 season
 Shot 100% from the floor (min. 5) Madison Scott (8-of-8) at Cincinnati (Dec. 5, 2021)
 Played 40 minutes Multiple players at Auburn (Jan. 22, 2023)
 Played more than 40 minutes Multiple players at Auburn (Jan. 22, 2023)
 Fouled out Multiple players at Auburn (Jan. 22, 2023)

AN OLE MISS OPPONENT...

Scored 100+ points 108, (Feb. 16, 2020 vs. #23 Arkansas)
 Scored 100+ points in Oxford 108, (Feb. 16, 2020 vs. #23 Arkansas)
 Made 40+ field goals 42, (Jan. 16, 2003 at Georgia)
 Made 10+ three-pointers 11, (Feb. 20, 2020 vs. #14 Kentucky)
 Had 50+ rebounds 50, (Feb. 7, 2022 vs. #14 LSU)
 Had 60+ rebounds 62, (Jan. 10, 2016 vs. Florida)
 Had 20+ rebounding margin 23, (Jan. 30, 2020, vs. #1 South Carolina)
 Had 25+ rebounding margin 33, (Jan. 9, 2020 vs. #23 Tennessee)
 Attempted 35+ free throws 41, (Jan. 31, 2021 at LSU)
 Made 30+ free throws 34, (Feb. 19, 2017 at Vanderbilt)
 Had 25+ turnovers 25, (Nov. 16, 2022 vs. Southern Miss)
 Had 20+ steals 22, (Jan. 29, 2015 at LSU)
 Had 30+ assists 33, (Jan. 16, 2003 at Georgia)
 Scored 50 points or less 38 at Texas A&M (Jan. 8, 2023)
 Scored 40 points or less 38 at Texas A&M (Jan. 8, 2023)

AN OLE MISS OPPONENT'S PLAYER...

Scored 20+ points 21, Cjaja Harbison vs. Vanderbilt (Jan. 6, 2023)
 Scored 30+ points 31, Aicha Coulibaly Multiple players at Auburn (Jan. 22, 2023)
 Scored 40+ points 43, Nina Davis (Dec. 7, 2014 vs Baylor)
 Attempted 15+ field goals 20, Aicha Coulibaly Multiple players at Auburn (Jan. 22, 2023)
 Attempted 25+ field goals 25, Jerkaila Jordan vs. Tulane (March 20, 2021)
 Made 10+ field goals 11, LaDazhia Williams at Missouri (Feb. 3, 2022)
 Made 8+ three-pointers 8, Chelsie Wiley (Dec. 20, 2008 at UCF)
 Made 10+ free throws 12, Aliyah Boston at #1 South Carolina (Jan. 27, 2022)
 Had 15+ rebounds 16, Rhyné Howard at #17 Kentucky (Feb. 28, 2021)
 Had 20+ rebounds 23, Martha Alwal (Feb. 24, 2014 at Mississippi State)
 Had 10+ assists 10, Khayla Pointer vs. #14 LSU (Feb. 7, 2022)
 Had 8+ steals 8, Maurita Reid (Dec. 15, 2007 at Miami)
 Had 5+ blocks 7, Nancy Mulkey, 5, vs. Rice (Mar. 28, 2021)
 Had a double-double Jada Rice, 11 points/11 rebounds, vs. Alabama (Jan. 15, 2023)
 Had a triple-double Khayla Pointer, 16 points, 11 rebounds, 11 assists (Feb. 7, 2022, vs. #14 LSU)

GAME HIGHS/LOWS

OLE MISS SEASON HIGHS

Category	Stat	Game
Points	93.....	vs. Texas Southern (11-28-22)
Field Goals Made	35.....	2x, last vs. Texas Southern (11-28-22)
Field Goal Attempts	74.....	2x, last vs. Texas Southern (11-28-22)
Field Goal Percentage	.509 (28-55).....	vs. Southeast Mo. St. (11-10-22)
3 Pt Field Goals Made	9.....	2x, last vs. Mississippi State (01-26-23)
3 Pt Fg Attempts	29.....	vs. Oklahoma (12-04-22)
3 Pt Fg Percentage	.500 (8-16).....	vs. Vanderbilt (01-05-23)
Free Throws Made	26.....	vs. McNeese St. (12-17-22)
Free Throw Attempts	39.....	vs. Southeast Mo. St. (11-10-22)
Free Throw Percentage	.857 (6-7).....	vs. Alabama A&M (11-29-22)
Rebounds	55.....	2x, last vs. Texas Southern (11-28-22)
Assists	21.....	vs. Texas Southern (11-28-22)
Steals	13.....	vs. Southeast Mo. St. (11-10-22)
Blocked Shots	9.....	at Mississippi State (01-01-23)
Turnovers	21.....	2x, last at Auburn (01-22-23)
Fouls	26.....	vs. Southern Miss (11-16-22)

OLE MISS SEASON LOWS

Category	Stat	Game
Points	58.....	2x, last vs. Alabama (01-15-23)
Field Goals Made	21.....	vs. Alabama (01-15-23)
Field Goal Attempts	55.....	2x, last vs. McNeese St. (12-17-22)
Field Goal Percentage	.328 (21-64).....	vs. Alabama (01-15-23)
3 Pt Field Goals Made	2.....	3x, last at Auburn (01-22-23)
3 Pt Fg Attempts	8.....	at Auburn (01-22-23)
3 Pt Fg Percentage	.133 (2-15).....	vs. Jacksonville (12-14-22)
Free Throws Made	4.....	at Little Rock (11-13-22)
Free Throw Attempts	7.....	vs. Alabama A&M (11-29-22)
Free Throw Percentage	.500 (4-8).....	at Little Rock (11-13-22)
Rebounds	33.....	vs. #17 Utah (11-23-22)
Assists	6.....	at Auburn (01-22-23)
Steals	3.....	2x, last vs. Alabama (01-15-23)
Blocked Shots	1.....	at Georgia (01-12-23)
Turnovers	9.....	3x, last vs. Texas Southern (11-28-22)
Fouls	9.....	vs. Jacksonville (12-14-22)

OPPONENT SEASON HIGHS

Category	Stat	Game
Points	77.....	at Auburn (01-22-23)
Field Goals Made	26.....	2x, last at Auburn (01-22-23)
Field Goal Attempts	66.....	at Auburn (01-22-23)
Field Goal Percentage	.460 (23-50).....	vs. #17 Utah (11-23-22)
3 Pt Field Goals Made	6.....	at Oklahoma (12-04-22)
3 Pt Fg Attempts	25.....	vs. Texas Southern (11-28-22)
3 Pt Fg Percentage	.500 (3-6).....	2x, last vs. Dayton (11-21-22)
Free Throws Made	21.....	at Auburn (01-22-23)
Free Throw Attempts	28.....	2x, last vs. Alabama (01-15-23)
Free Throw Percentage	.917 (11-12).....	vs. Dayton (11-21-22)
Rebounds	48.....	at Oklahoma (12-04-22)
Assists	19.....	vs. McNeese St. (12-17-22)
Steals	13.....	at Auburn (01-22-23)
Blocked Shots	6.....	vs. Alabama (01-15-23)
Turnovers	25.....	vs. Southern Miss (11-16-22)
Fouls	30.....	vs. Southeast Mo. St. (11-10-22)

OPPONENT SEASON LOWS

Category	Stat	Game
Points	28.....	vs. Alabama A&M (11-29-22)
Field Goals Made	8.....	vs. Alabama A&M (11-29-22)
Field Goal Attempts	45.....	at Little Rock (11-13-22)
Field Goal Percentage	.160 (8-50).....	vs. Alabama A&M (11-29-22)
3 Pt Field Goals Made	0.....	vs. Auburn (12-29-22)
3 Pt Fg Attempts	4.....	at Little Rock (11-13-22)
3 Pt Fg Percentage	.000 (0-10).....	vs. Auburn (12-29-22)
Free Throws Made	4.....	at Little Rock (11-13-22)
Free Throw Attempts	7.....	at Little Rock (11-13-22)
Free Throw Percentage	.500 (9-18).....	2x, last at Mississippi St. (01-01-23)
Rebounds	24.....	at Little Rock (11-13-22)
Assists	4.....	vs. Alabama A&M (11-29-22)
Steals	2.....	3x, last vs. #17 Utah (11-23-22)
Blocked Shots	0.....	vs. Alabama A&M (11-29-22)
Turnovers	8.....	2x, last vs. Jacksonville (12-14-22)
Fouls	9.....	at Mississippi St. (01-01-23)

OLE MISS INDIVIDUAL HIGHS

Category	Stat	Game
Points	25.....	2x, last Angel Baker at Auburn (01-22-23)
Field Goals Made	11.....	Angel Baker vs. Southern Miss (11-16-22)
Field Goal Att.	19.....	Angel Baker at Auburn (01-22-23)
Fg Pct (Min 5 Made)	.875 (7-8) ...	Marquesha Davis vs. Southern Miss (11-16-22)
3-Point Fg Made	5...3x,	last Snudda Collins vs. Mississippi State (01-26-23)
3-Point Fg Att.	12.....	2x, last Snudda Collins vs. #17 Utah (11-23-22)
3-Pt Fg Pct (2 Made)	1.000 (2-2)	3 players, last at Temple (12-21-22)
Free Throws Made	8.....	2x, last Madison Scott at Auburn (01-22-23)
Free Throw Att.	11....	Marquesha Davis vs. Southeast Mo. St. (11-10-22)
Ft Pct (Min 3 Made)	1.000 (4-4)	2x, last Angel Baker vs. Mississippi State (01-26-23)
Rebounds	17.....	Madison Scott vs. Jacksonville (12-14-22)
Assists	8.....	4x, last Myah Taylor at Georgia (01-12-23)
Steals	5.....	Myah Taylor vs. Southeast Mo. St. (11-10-22)
Blocked Shots	4....	2 players, last Madison Scott at Auburn (01-22-23)
Turnovers	5....	3 players, last Madison Scott at Auburn (01-22-23)
Fouls	5.....	4x, last at Auburn (01-22-23)

OPPONENT INDIVIDUAL HIGHS

Category	Stat	Game
Points	31.....	Aicha Coulibaly at Auburn (01-22-23)
Field Goals Made	12.....	Aicha Coulibaly at Auburn (01-22-23)
Field Goal Att.	21.....	Andriana Avent vs. Texas Southern (11-28-22)
Fg Pct (Min 5 Made)	.600 (12-20) ..	3x, last Aicha Coulibaly at Auburn (01-22-23)
3-Point Fg Made	3.....	Nevaeh Tot at Oklahoma (12-04-22)
3-Point Fg Att.	12.....	Andriana Avent vs. Texas Southern (11-28-22)
3-Pt Fg Pct (2 Made)	1.000 (2-2).....	Seraphine Bastin vs. Jacksonville (12-14-22)
Free Throws Made	7.....	3 players, last Jada Rice vs. Alabama (01-15-23)
Free Throw Att.	14.....	Jada Rice vs. Alabama (01-15-23)
Ft Pct (Min 3 Made)	1.000 (5-5).....	2 players, last Alissa Pili vs. #17 Utah (11-23-22)
Rebounds	11.....	Jada Rice vs. Alabama (01-15-23)
Assists	7.....	3 players, last Desirae Hansen vs. McNeese St. (12-17-22)
Steals	5.....	Aicha Coulibaly at Auburn (01-22-23)
Blocked Shots	3.....	2 players, last Jada Rice vs. Alabama (01-15-23)
Turnovers	8.....	Amani Johnson vs. Kennesaw State (11-07-22)
Fouls	5.....	7 players, last vs. Mississippi State (01-26-23)

GAME 1 • KENNESAW STATE (W, 72-60)

Kennesaw St. - 60

Record: 0-1

NO. Name	Min	FG	3P	FT	Rebounds	Fouls	TP	AS	TO	ST	Blocks	+/-
M.A.	M.A.	M.A.	M.A.	OR DR TOT	PF FO						BS BA	
24 Precious Harden	F 08:22	0-2	0-0	0-0	0 3 3	2 1 0	0	0	0	1	1	-9
25 Gabi Legister	F 16:38	0-0	0-0	0-0	0 0 0	4 2 0	1	2	1	0	0	-8
0 Amari Johnson	G 34:57	7-14	1-4	2-2	0 5 5	4 2 17	5	8	0	0	3	-6
15 Jai'Che Whitfield	G 37:34	4-10	0-1	4-6	0 2 2	2 5 12	0	2	1	0	0	-8
23 Bre'Lyn Snipes	G 21:28	3-5	1-2	1-3	0 1 1	3 2 8	0	1	0	0	0	-17
1 Carly Hooks	G 22:21	0-6	0-0	2-2	2 1 3	3 2 2	1	1	2	0	0	1
20 Stacie Jones	10:47	4-4	0-0	1-2	1 0 1	4 4 9	0	1	0	0	0	3
5 Lyndsey Whitby	19:50	3-6	1-1	3-3	1 3 4	0 6 10	0	1	1	0	1	-3
21 Kayarah Berry	02:05	0-2	0-0	0-0	0 0 0	2 0 1	0	0	0	0	2	-2
30 Gillian Piccolino	12:09	1-2	0-0	0-0	2 1 3	1 1 2	0	1	0	0	0	-2
22 Kyndal Golden	04:15	0-1	0-0	0-0	2 2 2	0 0 0	0	1	0	1	1	-2
3 Lee/Aira Willis	01:14	0-0	0-0	0-0	0 0 0	1 0 0	0	1	0	0	0	-2
45 Taylor Cullinan	08:20	0-0	0-0	0-0	0 1 1	0 0 0	0	0	0	0	0	-5
Team					1 2 3	0	0	0	0	0	0	
Totals		22-52	3-8	13-18	7 21 28	28 25 60	7	19	5	2	8	-12

Technical Fouls: NONE

Shooting By Period
1st FG% 8-17 47.1%
3PT% 0-2 0.0%
FT% 2-3 66.7%
2nd FG% 3-9 33.3%
3PT% 0-1 0.0%
FT% 7-9 77.8%
3rd FG% 4-9 44.4%
3PT% 1-2 50.0%
FT% 4-6 66.7%
4th FG% 7-17 41.2%
3PT% 2-3 66.7%
FT% 0-0 0%
GM FG% 22-52 42.3%
3PT% 3-8 37.5%
FT% 13-18 72.2%

Dead Ball Rebounds: 3.0

Ole Miss - 72

Record: 1-0

NO. Name	Min	FG	3P	FT	Rebounds	Fouls	TP	AS	TO	ST	Blocks	+/-
M.A.	M.A.	M.A.	M.A.	OR DR TOT	PF FO						BS BA	
5 Snudda Collins	F 28:25	3-10	1-5	7-8	3 2 5	0 6 14	1	1	1	2	0	21
22 Tyia Singleton	F 13:27	2-6	0-1	1-1	2 0 2	4 2 5	2	3	1	1	0	7
24 Madison Scott	F 32:57	7-15	0-0	2-2	5 5 10	2 5 16	3	0	3	3	0	21
1 Myah Taylor	G 21:17	1-6	0-3	3-4	1 2 3	3 2 5	6	0	1	0	0	13
15 Angel Baker	G 29:51	7-12	1-2	1-2	1 5 6	3 4 16	1	4	0	0	0	17
2 Marquesha Davis	19:12	0-3	0-0	0-0	1 4 5	2 1 0	0	3	0	0	1	3
10 Destiny Salary	22:12	3-3	0-0	6-10	1 2 3	3 6 12	0	1	0	1	0	-3
32 Rita Igboke	08:11	1-2	0-0	0-0	1 2 3	3 2 2	0	5	0	1	0	-9
20 Ayanna Thompson	18:33	1-3	0-0	0-0	1 1 2	4 2 2	1	1	0	0	1	-4
23 Elaina Eaton	05:55	0-1	0-1	0-0	0 0 0	1 0 0	0	0	0	0	0	-6
Team					2 2 4	0	0	0	0	0	0	
Totals		25-61	2-12	20-27	18 25 43	25 28 72	14	18	6	8	2	12

Technical Fouls: NONE

Shooting By Period
1st FG% 5-16 31.3%
3PT% 1-6 16.7%
FT% 3-4 75%
2nd FG% 6-14 42.9%
3PT% 1-4 25.0%
FT% 7-11 63.6%
3rd FG% 8-14 57.1%
3PT% 4-0 0.0%
FT% 6-7 85.7%
4th FG% 7-17 35.3%
3PT% 0-2 0.0%
FT% 3-4 75%
GM FG% 25-61 41.0%
3PT% 2-12 16.7%
FT% 20-27 74.1%

Dead Ball Rebounds: 4.0

	KSU	OM
Biggest lead	7 (2nd 7:16)	19 (4th 6:38)
Best Scoring Run	7 (1st 4:55)	11 (4th 8:17)
Lead Changes	3	
Times Tied	3	
Time with Lead	11:44	25:43

LIVESTATS
BY SWEET SIXTEENS

GAME 2 • SOUTHEAST MISSOURI STATE (W, 83-57)

Southeast Mo. St. - 57

Record: 1-1

NO. Name	Min	FG	3P	FT	Rebounds	Fouls	TP	AS	TO	ST	Blocks	+/-
M.A.	M.A.	M.A.	M.A.	OR DR TOT	PF FO						BS BA	
14 Kennedy Watkins	F 19:30	3-5	0-1	5-5	0 0 0	4 3 11	2	2	2	0	0	-5
15 Halle Smith	F 09:26	1-1	0-0	1-1	1 1 2	3 1 3	0	2	0	0	0	-10
0 Rahmema Henderson	G 33:38	3-12	3-8	4-8	1 2 3	0 4 13	2	4	0	0	0	-17
1 Kori Tomlin	G 24:45	2-4	0-1	0-0	0 0 0	4 1 4	1	0	0	0	0	-27
25 Jaiyah Flowers	G 25:38	1-4	0-3	3-4	0 3 3	5 2 5	3	6	4	0	0	-19
23 Tammia Stallings	18:40	4-7	0-0	1-2	2 2 4	5 2 9	2	1	2	0	0	-7
24 Jaiyah Green	07:29	0-1	0-1	0-0	0 0 0	1 0 1	0	0	0	0	0	-5
22 Alicia Doyle	19:44	3-7	0-0	0-0	1 1 2	2 2 6	2	5	1	0	1	-16
5 Julia Ston	00:57	0-0	0-0	0-0	0 0 0	0 0 0	0	0	0	0	0	1
34 Sophie Bussard	26:37	1-5	0-1	4-4	1 0 1	3 4 6	0	1	2	0	1	-16
30 Diana Reed	11:56	0-2	0-0	0-2	2 2 4	3 1 0	0	2	0	1	1	-10
3 Chandler Davis	00:30	0-0	0-0	0-0	0 1 1	1 3 2	0	0	0	0	0	1
2 Tykara Harrison	00:16	0-0	0-0	0-0	0 0 0	0 0 0	0	0	0	0	0	-5
Team					3 3 6	0	0	0	0	0	0	
Totals		18-48	3-15	18-26	11 15 26	30 20 57	12	23	11	1	3	-26

Technical Fouls: NONE

Ole Miss - 83

Record: 2-0

NO. Name	Min	FG	3P	FT	Rebounds	Fouls	TP	AS	TO	ST	Blocks	+/-
M.A.	M.A.	M.A.	M.A.	OR DR TOT	PF FO						BS BA	
5 Snudda Collins	F 18:04	4-10	2-6	4-5	1 1 2	3 2 14	0	3	0	0	0	21
22 Tyia Singleton	F 23:32	3-5	0-1	1-4	4 3 7	4 4 7	2	2	2	0	0	27
24 Madison Scott	F 24:30	3-4	0-0	4-6	3 4 7	1 6 10	1	3	1	0	0	16
1 Myah Taylor	G 27:48	3-8	1-3	2-3	1 1 2	2 4 9	8	3	5	0	1	15
15 Angel Baker	G 25:41	5-13	0-1	3-5	0 0 0	1 3 13	2	1	2	0	0	17
10 Destiny Salary	22:24	2-5	0-1	2-2	2 1 3	2 3 6	1	3	1	0	0	14
20 Ayanna Thompson	10:01	1-1	0-0	0-0	0 0 0	3 0 2	0	2	0	0	0	-6
2 Marquesha Davis	15:01	1-4	0-1	5-11	1 4 5	3 6 7	2	3	2	0	0	-7
32 Elaina Eaton	11:24	1-1	0-1	0-0	0 1 1	0 0 0	0	1	0	0	0	6
32 Rita Igboke	16:44	5-6	0-0	2-3	2 2 4	1 2 13	0	1	0	3	0	9
12 Jordan Berry	02:46	0-0	0-0	0-0	0 0 0	0 0 0	0	1	0	0	0	-4
Team					5 4 9	0	0	0	0	0	0	
Totals		28-55	4-14	23-39	19 21 40	20 30 83	18	21	13	3	1	26

Technical Fouls: NONE

	SEMO	OM
Biggest lead	0 (1st 10:00)	30 (2nd 8:13)
Best Scoring Run	10 (3rd 6:07)	13 (3rd 8:13)
Lead Changes	0	
Times Tied	0	
Time with Lead	00:00	39:48

LIVESTATS
BY SWEET SIXTEENS

GAME 3 • at LITTLE ROCK (W, 58-40)

Ole Miss - 58

Record: 3-0

NO. Name	Min	FG	3P	FT	Rebounds	Fouls	TP	AS	TO	ST	Blocks	+/-
M.A.	M.A.	M.A.	M.A.	OR DR TOT	PF FO						BS BA	
2 Marquesha Davis	F 22:30	6-8	1-3	0-0	2 3 5	2 1 13	0	1	1	0	0	6
5 Snudda Collins	F 30:28	3-10	1-8	1-3	1 2 3	0 2 8	0	1	1	0	0	8
24 Madison Scott	F 26:49	3-5	0-0	2-3	2 8 10	2 6 9	3	2	1	1	0	19
1 Myah Taylor	G 30:00	2-6	0-2	1-2	0 2 2	0 1 5	1	3	3	0	2	19
15 Angel Baker	G 32:50	4-14	1-6	0-0	0 5 5	0 1 9	3	2	1	0	0	14
10 Destiny Salary	13:43	1-3	1-1	0-0	2 0 2	0 0 3	2	2	1	0	0	3
22 Tyia Singleton	19:01	1-3	0-0	0 4 8	0	1 2	1	3	0	2	0	10
20 Ayanna Thompson	07:29	0-1	0-1	0-0	0 0 0	4 0 0	0	0	0	0	0	5
32 Rita Igboke	07:07	2-3	0-0	0-0	1 1 2	0 4 0	0	0	0	0	0	4
23 Elaina Eaton	08:50	2-3	2-3	0-0	0 0 0	2 1 6	0	3	0	0	0	2
12 Jordan Berry	01:13	0-0	0-0	0-0	0 0 0	0 0 0	0	0	0	0	0	0
Team					0 1 1	0	0	1	0	0	0	
Totals		24-56	6-24	4-8	12 26 38	10 13 58	10	18	8	3	2	18

Technical Fouls: NONE

Shooting By Period
1st FG% 6-16 37.5%
3PT% 0-0 0%
FT% 0-0 0%
2nd FG% 4-12 33.3%
3PT% 2-6 33.3%
FT% 2-5 40%
3rd FG% 7-13 53.8%
3PT% 2-7 28.6%
FT% 2-3 66.7%
4th FG% 7-15 46.7%
3PT% 1-5 20.0%
FT% 0-0 0%
GM FG% 24-56 42.9%
3PT% 6-24 25.0%
FT% 4-8 50.0%

Dead Ball Rebounds: 3.0

	OM	LR
Biggest lead	19 (4th 0:23)	3 (2nd 9:53)
Best Scoring Run	10 (4th 8:31)	6 (3rd 4:12)
Lead Changes	4	
Times Tied	1	
Time with Lead	37:07	02:09

LIVESTATS
BY SWEET SIXTEENS

GAME 4 • SOUTHERN MISS (W, 92-46)

Southern Miss. - 46

Record: 1-2

Shooting by Period												
NO. Name	Min	FG	3P	FT	Reb	Fouls	TP	AS	TO	ST	Blocks	+/-
		M/A	M/A	M/A	OR DR TOT	PF FO					BS BA	
46 Melyia Grayson	C 21:29	3-12	0-0	0-0	7 3 10	3 1 6	0	4	1	1	1	-27
2 Dornique Davis	G 33:40	2-13	0-4	6-8	0 3 3	0 9 10	3	7	1	2	0	-39
3 Jacorhina Bracey	G 29:00	3-11	0-0	1-2	1 2 3	1 2 7	0	4	0	0	0	-47
22 Lauren Gross	G 18:25	4-5	2-3	3-4	2 1 3	4 2 13	1	1	0	0	0	-5
21 Rose Warren	G 26:23	0-2	0-0	2-2	0 0 0	1 3 2	1	2	0	0	0	-32
23 Morgan Dillard	20:29	0-2	0-0	0-0	0 1 1	0 1 0	4	3	0	0	0	-17
35 Ashja Leske	18:31	2-3	0-0	2-2	2 2 4	3 1 6	0	0	0	0	0	-19
4 Lani Comfield	18:31	0-5	0-0	2-2	2 2 4	5 7 2	0	3	0	0	0	-32
12 Asia Broughton	02:22	0-0	0-0	0-0	0 0 0	0 0 0	0	0	0	0	0	-4
20 Chardai Watkins	11:12	0-0	0-0	0-0	1 2 3	0 0 0	0	0	0	0	0	-8
					3 1 4							
Total		14-83	2-7	16-20	18 17 35	17 25 46	9	25	2	1	5	-45
Technical Fouls: NONE												
GM FG/F: 14/83 26.4% 3PT: 2/7 28.6% FT: 16/20 80.0%												
Dear Ball Rebounds: 3.0												

GAME 5 • vs. DAYTON (63-50)

Ole Miss - 63			Record: 5-0												
NO.	Name	Min	FG	3P	FT	Rebounds	Fouls	TP	AS	TO	ST	Blocks	+/-		
			M-A	M-A	M-A	OR	DR	TOT	PF	FD	FO	BS		BA	
2	Marquesha Davis	F 27:39	4-10	1-3	1-2	2 3 5	3 4	10	0	1	2	0 0	26		
5	Snudda Collins	F 19:15	1-6	0-5	4-4	2 2 4	2 2	6	0	1	0	1 0	13		
24	Madison Scott	F 19:46	4-7	0-0	0-2	3 5 8	4 1	8	1	1	0	2 0	11		
1	Myah Taylor	G 32:01	3-12	1-5	0-0	2 2 0	0 1	7	4	4	0	1 1	30		
15	Angel Baker	G 25:56	3-14	1-4	2-2	0 3 3	2 3	9	3	1	2	0 0	-4		
22	Tyla Singleton	28:09	6-13	1-2	1-2	9 4 13	0 5	14	0	2	0	2 1	4		
10	Destiny Salary	20:29	3-9	1-2	0-1	3 0 3	1 1	7	3	1	0	0 0	0		
32	Rita Igboke	16:48	1-1	0-0	0-0	2 5 7	1 1	2	0	0	1	1 0	17		
20	Ayanra Thompson	10:10	0-2	0-1	0-0	0 0 0	0 0	0	0	0	0	0 0	-10		
23	Elaina Eaton	00:27	0-0	0-0	0-0	0 0 0	0 0	0	0	0	0	0 0	-2		
Team						4 0 4				0	1				
Totals			25-74	5-23	8-13	25 21 46	13 18	63	11	12	9	6 2	13		
Technical Fouls: NONE															
Shooting By Period															
			1st FG			6-20			30.0%						
			3PT%			27			28.6%						
			FT%			35			63.3%						
			2nd FG			6-18			33.3%						
			3PT%			1-4			25.0%						
			FT%			0-1			0%						
			3rd FG			5-18			27.8%						
			3PT%			1-6			16.7%						
			FT%			1-1			100%						
			4th FG			6-18			44.4%						
			3PT%			1-6			16.7%						
			FT%			4-6			66.7%						
			GM FG%			25-74			33.3%						
			3PT%			5-23			21.7%						
			FT%			8-13			61.5%						
Dead Ball Rebounds: 2															

Shooting By Period		
1st	FG%	6-20 30.0%
3PT%	2-7 28.6%	
FT%	3-5 60%	
2nd	FG%	6-18 33.3%
3PT%	1-4 25.0%	
FT%	0-1 0%	
3rd	FG%	5-18 27.8%
3PT%	1-6 16.7%	
FT%	1-1 100%	
4th	FG%	8-18 44.4%
3PT%	1-6 16.7%	
FT%	4-6 66.7%	
GM FG%	25-74 33.8%	
3PT%	5-23 21.7%	
FT%	8-13 61.5%	
Dead Ball Rebounds: 2, 1		

Dayton - 50		Record: 0-5												
NO.	Name	Min	FG	3P	FT	Rebounds	Fouls	TP	AS	TO	ST	Blocks	+/-	
			M-A	M-A	M-A	OR DR TOT	PF					BS BA		
13	Shannon Wheeler	F 30:54	3-8	0-1	0-0	3 2 5	3 1	6	1	1	1	1 1	-8	
23	Mariah Perez	F 18:52	1-3	0-0	2-2	3 4 7	4 1	4	0	2	0	0 0	-9	
1	Nayo Lear	G 34:40	3-9	0-1	2-2	0 3 3	4 3	8	7	5	1	0 1	-10	
3	Aynssa Jones	G 17:48	3-8	1-1	2-2	1 6 7	1 1	9	0	5	0	2 1	-6	
33	Destiny Bohanon	G 40:00	3-11	0-0	5-6	1 1 2	1 7	11	2	0	0	0 0	-11	
24	Maliya Perry	29:56	2-5	0-0	0-0	2 3 5	3 0	4	2	1	0	1 0	-13	
2	Taisiya Kozlova	27:49	3-6	2-3	0-0	0 4 4	2 0	8	1	3	0	0 0	-8	
Team						0 1 1				0	3			
Totals			18-50	3-16	11-12	10 24 34	18 13	50	13	20	2	2 6	13	
Technical Fouls: NONE														

Shooting By Period		
1st	FG%	4-13 30.8%
3PT%	2-2 100.0%	
FT%	5-6 83.3%	
2nd	FG%	5-12 41.7%
3PT%	0-1 0.0%	
FT%	0-0 0%	
3rd	FG%	5-15 33.3%
3PT%	1-2 50.0%	
FT%	4-4 100%	
4th	FG%	4-10 40.0%
3PT%	0-1 0.0%	
FT%	2-2 100%	
GM FG%	18-50 36.0%	
3PT%	3-6 50.0%	
FT%	11-12 91.7%	
Dead Ball Rebounds: 1, 3		

Biggest lead		OM	UD
17 (4th 1:21)		2 (2nd 7:11)	
Best Scoring Run		14 (4th 2:43)	7 (3rd 2:51)
Lead Changes		10	26
Times Tied		7	5
Time with Lead		32:18	02:47

Points from		OM	UD
Turnovers		30	11
1st/2nd/3rd/4th/TOT		1st 12 2nd 13 3rd 12 4th 63	
Paint		26	24
Second Chance		23	10
Fast Breaks		5	8
Bench		23	12

Period by Period Scoring		OM	UD
1st 2nd 3rd 4th TOT		17 13 12 21 63	
UD 15 10 15 10 50			



GAME 6 • vs. No. 17 UTAH (L, 67-69)

Utah - 69		Record: 6-0															
NO.	Name	Min	FG	3P	FT	Rebounds	Fouls	TP	AS	TO	ST	Blocks	+/-				
			M	A	M	A	OR	DR	TOT	P	F	B	A				
22	Jenna Johnson	F 36:04	6-10	0-1	4-6	4	6	10	3	6	16	3	2	0	1	-2	
35	Alissa Pili	F 31:28	6-14	0-1	5-6	2	7	9	4	4	21	3	1	0	1	3	
2	Ines Vieira	G 19:14	1-2	0-1	0-0	3	0	3	1	1	2	0	4	1	0	0	
5	Gianna Kneepkens	G 28:39	4-9	0-3	2-2	0	5	5	2	2	10	1	1	0	1	3	
24	Kennady McQueen	G 31:15	2-9	2-8	4-5	2	4	6	1	5	10	3	4	0	0	5	
1	Isabel Palmer	20:46	1-3	1-2	0-0	0	0	0	2	1	3	2	1	0	0	2	
34	Dasia Young	20:06	1-3	0-1	3-3	0	2	2	2	2	5	0	2	1	0	-4	
53	Kelsey Rees	08:28	0-0	0-0	2-2	0	0	0	1	1	2	0	1	0	0	-1	
32	Teya Sibberry	03:56	0-0	0-0	0-0	0	0	0	0	0	1	0	1	0	0	4	
Team						2	1	3				0	0				
Totals			25-50	3-17	20-23	13	25	38	16	22	69	12	17	2	3	2	2
Technical Fouls: NONE																	
Shooting By Period																	
1st FG% 6-14 42.9%																	
3PT% 1-5 20.0%																	
2nd FG% 5-12 41.7%																	
3PT% 1-6 16.7%																	
FT% 2-2 100%																	
3rd FG% 7-13 53.8%																	
3PT% 0-2 0.0%																	
FT% 2-5 40%																	
4th FG% 5-11 45.5%																	
3PT% 1-4 25.0%																	
FT% 8-9 88.9%																	
GM FG% 23-50 46.0%																	
3PT% 3-17 17.6%																	
FT% 20-23 87.0%																	

Dead Ball Rebounds: 1, 0		
--------------------------	--	--

Ole Miss - 67		Record: 5-1												
NO.	Name	Min	FG	3P	FT	Rebounds	Fouls	TP	AS	TO	ST	Blocks	+/-	
			M	A	M	A	OR DR TOT	P				BS BA		
2	Marquesha Davis	32:14	6-16	0-2	6-6	6 2 8	4 5	18	2	0	1	0 0	4	
5	Snudda Collins	35:38	6-16	3-12	1-3	1 0 1	2 3	16	1	3	1	1 1	3	
24	Madison Scott	27:52	3-5	0-0	0-0	4 4 4	4 2	6	1	3	0	0 0	-7	
32	Rita Igboke	09:34	1-2	0-0	0-0	1 1 2	2 2	2	0	0	0	0 0	-10	
1	Myah Taylor	38:32	4-8	2-2	0-0	2 4 4	1 1	10	5	2	1	0 1	-2	
22	Tyla Singleton	16:09	1-3	0-1	0-0	2 3 5	4 0	2	0	1	1	1 0	-1	
10	Destiny Salary	10:07	0-3	0-1	0-0	0 0 0	1 0	0	0	1	1	0 0	4	
15	Angel Baker	29:54	5-17	1-2	2-2	2 3 5	4 3	13	1	0	4	0 1	-1	
Team						4 0 4				0	0			
Totals			26-70	6-20	9-11	18 15 33	22 16	67	10	9	9	2 3	2	
Technical Fouls: NONE														

FT%	2-4	50%
GM FG%	26-70	37.1%
3PT%	6-20	30.0%
FT%	9-11	81.8%

Biggest lead		UU	OM
7 (2nd 7:24)		5 (3rd 6:28)	
Best Scoring Run		7 (4th 1:18)	6 (2nd 1:06)
Lead Changes		8	16
Times Tied		11	0
Time with Lead		18:54	16:28

Points from		UU	OM
Turnovers		8	15
1st/2nd/3rd/4th/TOT		1st 15 2nd 13 3rd 17 4th 69	
Paint		38	22
Second Chance		8	16
Fast Breaks		0	2
Bench		10	15

Period by Period Scoring		UU	OM
1st 2nd 3rd 4th TOT		19 16 17 15 67	



GAME 7 • TEXAS SOUTHERN (W, 93-47)

Texas Southern - 47			Record: 0-7												
NO. Name		Min	FG M-A	3P M-A	FT M-A	Rebounds OR DR TOT	Fouls PF FF	TP AS	TO ST	Blocks BS BA	+/-	Shooting By Period			
5	Jaida Belton	F 14:02	0-1	0-0	1-2	2 6 8	2 1	1	1	3	0	1	-16	1st FGM 3PT% 2-13 0.0%	
3	Tanyia Lawson	G 31:15	1-5	0-2	5-6	1 3 4	2 4	7	2	4	0	0	-34	FT% 0-2 0.0%	
11	Kamryn Bates	G 23:18	3-6	1-1	0-0	1 3 4	2 0	7	2	3	2	0	-18	2nd FGM 3PT% 4-13 30.8%	
15	Alisa Knight	G 31:31	0-1	0-1	0-2	0 2 2	2 1	0	0	1	0	3	-43	3PT% 2-7 28.6%	
21	Micah Gray	G 31:28	5-12	2-8	7-8	1 1 2	1 5	19	0	0	0	0	-39	FT% 7-8 87.5%	
4	Andriana Avent	27:41	4-21	1-12	4-4	1 1 2	3 2	13	0	1	3	0	-27	3rd FGM 3PT% 0-2 0.0%	
23	Zyan Reynolds	16:10	0-1	0-0	0-0	0 0 0	2 0	0	1	0	0	0	-21	FT% 4-4 100.0%	
10	Jaelynn Compton	07:15	0-1	0-0	0-0	0 2 2	1 0	0	0	3	0	0	-	4th FGM 3PT% 4-13 30.8%	
1	Tania Hill	09:43	0-1	0-1	0-0	0 2 2	3 0	0	0	0	0	0	-8	3PT% 2-8 25.0%	
44	Mary Myopp	03:57	0-2	0-0	0-0	0 0 0	2 0	0	0	0	0	0	-7	FT% 6-8 75.0%	
24	Anela Thomas	03:40	0-0	0-0	0-0	1 1 1	0 0	0	0	2	0	0	-7	GM FGM 3PT% 13-51 25.5%	
Team					1 1 2	0 1	2	0	1	8	5	4	-6	3PT% 4-25 16.0%	
Totals			13-51	4-25	17-22	7 22 29	20 13	47	6	18	5	4	-6	FT% 17-22 77.3%	
Technical Fouls: NONE															

GAME 9 • at No. 23 OKLAHOMA (L, 59-69)

Ole Miss - 59		Record: 7-2															
NO. Name	Min	FG	3P	FT	Rebounds	Fouls	TP	AS	TO	ST	Blocks	+/-	Shooting By Period				
		M-A	M-A	M-A	OR DR TOT	PF FD					BS BA		1st	FG%	6-17	25.3%	
2 Marquesha Davis	F 13:59	1-2	0-1	1-2	0 3 3	0 1 3	0	2	0	0	0	-6	3PT%	2-8	25.0%		
5 Snudda Collins	F 36:58	5-16	5-12	1-2	2 1 3	1 3 16	0	4	1	1	3	-10	3PT%	2-4	50%		
24 Madison Scott	F 26:10	1-7	0-0	0-0	2 3 5	4 3 2	2	2	1	1	1	-8	FT%	2-4	50%		
1 Myah Taylor	G 38:53	1-9	0-4	1-2	0 3 3	1 1 3	5	1	3	0	0	-7	3PT%	1-7	14.3%		
15 Angel Baker	G 36:42	9-18	1-6	3-4	1 8 9	1 6 22	0	2	1	0	0	-7	FT%	3-5	60%		
22 Tyia Singleton	15:28	2-2	0-0	0-1	2 1 3	4 1 4	0	1	0	0	0	-3	3rd	FG%	9-22	40.9%	
20 Ayanna Thompson	05:56	0-2	0-2	0-0	0 0 0	2 0 0	0	0	1	0	0	1	3PT%	4-9	44.4%		
23 Elauna Eaton	14:40	1-4	1-4	0-0	0 2 2	1 0 3	0	1	0	0	0	-3	FT%	1-2	50%		
32 Rita Igbokwe	11:14	3-4	0-0	0-0	2 1 3	3 1 6	0	1	0	2	0	-4	4th	FG%	4-13	30.8%	
Team		2	1	5	0	0	1	0	0	0	0		3PT%	0-5	0.0%		
Totals	23:64	7-29	6-11	11	23	34	17	16	7	16	6	4	10	FG%	23-64	35.9%	
Technical Fouls: NONE													FT%	7-29	24.1%		
													FT%	6-11	54.5%		
Dead Ball Rebounds: 1.0																	

Oklahoma - 69		Record: 7-1															
NO. Name	Min	FG M-A	3P M-A	FT M-A	Rebounds OR DR TOT	Fouls PF FD	TP AS	TO ST	Blocks BS BA	+/-	Shooting By Period						
10 Liz Scott	F 10:34	1-3	0-0	0-0	0 1 3	4 3 1	2	0	2	1	2	0	1st	FG%	6-13	46.2%	
1 Nevaeh Tot	G 26:55	4-7	3-4	2-2	0 3 3	1 1 13	4	3	1	0	0	18	3PT%	2-2	100.0%		
22 Ana Llanusa	G 30:38	5-9	2-4	0-0	1 2 3	1 1 12	1	0	0	0	0	-8	FT%	0-0	0%		
25 Madi Williams	G 25:46	4-12	0-1	2-4	1 7 8	2 4 10	2	2	2	1	2	19	2nd	FG%	7-16	43.8%	
30 Taylor Robertson	G 24:19	2-9	1-7	0-0	0 3 3	2 3 5	1	1	1	0	11	3PT%	2-7	28.6%			
5 Kiersten Johnson	15:32	2-4	0-2	1-2	3 2 5	0 2 5	0	1	0	0	0	1	FT%	4-7	57.1%		
24 Skylar Vann	24:20	5-9	0-2	1-2	3 4 7	2 2 11	1	1	2	3	0	1	3rd	FG%	7-17	41.2%	
4 Kennedy Tucker	14:18	1-2	0-0	1-1	1 1 2	2 1 3	3	3	0	0	0	12	3PT%	0-5	0.0%		
2 Reyna Scott	13:05	2-3	0-0	4-4	0 1 1	1 2 8	2	4	0	0	0	-8	FT%	6-15	40.0%		
20 Aubrey Joens	10:45	0-1	0-0	0-0	0 3 3	1 0 0	0	0	1	0	0	5	4th	FG%	2-6	33.3%	
0 Bestrice Cullion	03:46	0-2	0-0	0-0	0 0 0	1 0 0	1	0	0	0	0	1	FT%	1-2	50%		
Team		5	4	9	0	0	1	0	0	0	0		GM	FG%	26-61	42.6%	
Totals	26:61	6-20	11-15	15	33	48	16	17	69	15	19	9	4	FT%	11-15	73.3%	
Technical Fouls: NONE													Dead Ball Rebounds:	1			

	MISS	OKL	Points from Turnovers	MISS	OKL	Period by Period Scoring
Biggest lead	3 (2nd 8:57)	12 (4th 0:51)	9	17		1st 2nd 3rd 4th TOT
Best Scoring Run	8 (4th 5:50)	15 (4th 0:51)	Paint	26	36	MISS 16 12 23 8 59
Lead Changes	5		Second Chance	14	18	
Times Tied	5		Fast Breaks	7	18	OKL 14 20 20 15 69
Time with Lead	06:34	29:34	Bench	13	27	



GAME 10 • JACKSONVILLE STATE (W, 74-54)

Jacksonville St. - 54		Record: 3-4															
NO. Name	Min	FG M/A	3P M/A	FT M/A	Rebounds OR DR TOT	Fouls PF FD	TP	AS	TO	ST	Blocks BS BA	+/-	Shooting By Period				
4 Keaira Griffin	F 31:25	2-6	1-3	0-2	1 3 4	2 3 5	3	0	2	0	0	-15	1st FG%	6-22	27.3%		
22 Kennedy Davin	F 31:21	6-16	0-0	0-1	1 6 7	3 3 12	0	0	0	0	1	-13	3PT%	0-5	0.0%		
1 Kyra Williams	G 34:45	4-8	2-3	0-0	0 1 1	0 1 0	10	2	3	1	0	-14	2nd FG%	4-15	26.7%		
5 Imari Martin	G 33:15	3-12	2-5	1-2	1 3 4	2 1 9	3	2	0	0	1	-14	3PT%	3-5	60.0%		
13 Shaquita Shaw	G 32:28	5-17	0-4	5-7	1 1 2	2 5 15	2	2	1	0	1	-22	FT%	6-8	75%		
23 Brooklyn McDaniel	15:47	0-3	0-1	3-4	1 1 2	2 2 3	0	0	0	0	0	-7	1st FG%	5-13	38.5%		
2 Shaquice May	03:45	0-1	0-1	0-0	1 1 2	2 1 18	5	1	1	0	0	-3	3PT%	1-6	16.7%		
15 Madison McCoy	17:14	0-2	0-0	0-0	0 0 0	3 1 0	1	0	1	0	1	-12	FT%	1-2	50%		
Team		6	4	10	0	0	0	0	0	0	0		4th FG%	5-15	33.3%		
Totals	20:65	5-17	9-16	12	20	32	14	16	54	12	8	5	0	3PT%	1-1	100.0%	
Technical Fouls: NONE													GM FG%	20-65	30.8%		
													3PT%	5-17	29.4%		
													FT%	9-16	56.3%		

Ole Miss - 74

Record: 8-2

Deat Bill Roberts - 10

NO. Name		Min	FG	3P	FT	Rebounds	Fouls	TP	AS	TO	ST	Blocks	Shooting By Period			
			M-A	M-A	M-A	OR	DR	TOT	PF	FD		BS	BA	+	-	
2	Marquesha Davis	F 30:52	5-9	1-2	1-2	0	5	5	1	3	12	1	2	1	0	19
5	Snudda Collins	F 25:05	6-9	4-5	1-1	1	0	1	3	1	17	0	1	0	1	17
22	Tyia Singleton	F 22:12	3-6	0-0	2-2	1	10	11	1	1	8	0	1	1	3	9
24	Madison Scott	F 30:38	2-6	0-0	3-4	5	5	10	2	3	7	3	4	0	0	19
15	Angel Baker	G 31:19	9-19	1-4	1-1	0	7	7	2	1	18	5	1	1	0	14
32	Rita Igbokwe	16:21	2-3	0-0	2-3	2	5	7	3	2	6	5	2	0	3	12
10	Destiny Salary	27:43	2-5	0-1	2-4	2	5	7	1	3	6	5	2	0	0	10
23	Elauna Eaton	03:52	0-2	0-1	0-0	0	0	0	0	0	0	0	0	0	0	-2
20	Ayanna Thompson	09:50	0-0	0-0	0-0	0	0	0	1	1	3	0	0	0	0	1
12	Jordan Berry	01:48	0-0	0-0	0-0	0	0	0	0	0	0	0	0	0	0	1
Team			1	1	2	0	0	0	0	0	0	0	0	0	0	1
Totals		28:58	6-13	12-17	12	39	51	16	14	74	15	14	3	7	0	20
Technical Fouls: NONE													GM FG% 28-58 48.3%			
													3PT% 6-13 46.2%			
													FT% 12-17 70.6%			
													Dead Ball Rebounds: 3			
JSU		OM														

	JSU	OM	Points from Turnovers	JSU	OM	Period by Period Scoring
Biggest lead	0 (1st 10:00)	21 (4th 3:26)	28	28		1st 2nd 3rd 4th TOT
Best Scoring Run	6 (4th 7:52)	6 (2nd 9:43)	Paint	26	30	JSU 13 17 12 12 54
Lead Changes	0		Second Chance	6	11	
Times Tied	0		Fast Breaks	5	4	OM 20 17 20 17 74
Time with Lead	00:00	39:05	Bench	3	12	



GAME 11 • JACKSONVILLE (W, 66-52)

Jacksonville - 52		Record: 5-4															
NO. Name	Min	FG	3P	FT	Rebounds	Fouls	TP	AS	TO	ST	Blocks	+/-	Shooting By Period				
		M.A.	M.A.	M.A.	OR DR TOT	PF FD					BS BA		1 st FG%	2 nd FG%	3 rd FG%	4 th FG%	
4 Makayla Edwards	F 30:44	2-10	1-3	0-0	0 7 7	2 3 5	1	2	0	0	1	-8	3PT%	1-5	20.0%		
21 Shynia Jackson	F 37:52	1-9	0-6	0-0	2 3 5	4 0 2	3	0	0	0	0	-10	FT%	2-2	100%		
3 Seraphine Bastin	G 33:05	8-14	2-3	1-4	5 3 2	2 1 1	1	1	1	0	0	-11	2 nd FG%	5-17	29.4%		
11 Zaria Blake	G 07:24	0-2	0-1	0-0	0 0 0	0 0 0	0	0	0	0	0	-4	3PT%	1-4	25.0%		
12 Jalisa Dunlap	G 21:44	2-5	1-2	1-1	0 1 1	4 2 6	2	0	0	0	0	-4	FT%	1-1	100%		
22 Tionna Carter	G 17:25	2-5	0-0	2-2	1 4 5	1 1 6	0	1	0	0	0	-5	3 rd FG%	4-17	23.5%		
2 Kysahonna Brown	04:04	0-0	0-0	0-0	0 0 0	1 0 0	0	0	0	1	0	-7	3PT%	1-3	33.3%		
13 Delanyia Gillard	03:37	0-0	0-0	0-0	0 0 0	0 0 0	0	1	0	0	0	-4	FT%	2-3	66.7%		
1 DeShari Graham	26:46	3-9	1-4	0-0	2 2 4	2 0 7	5	2	1	0	1	-8	4 th FG%	6-16	37.5%		
23 Khaleesi Hayes	16:22	2-7	0-0	1-2	0 2 2	4 1 5	0	1	1	1	0	-10	3PT%	2-6	33.3%		
20 Bernie Lundu	00:57	0-0	0-0	0-0	0 0 0	0 0 0	0	0	0	0	0	-1	FT%	2-2	100%		
Team					2 1 3	0 0 0		0	0	0	0		GM FG%	20-61	32.8%		
Totals		20-61	5-18	7-8	8 24 32	21 9 52	13	8	3	1	6	-14	3PT%	5-18	27.8%		
Technical Fouls: NONE													FT%	7-8	87.5%		

GAME 13 • at TEMPLE (W, 75-55)

Ole Miss - 75

Record: 11-2

NO. NAME		FG	3P	FT	REBOUNDS	FOULS	TP	AS	TO	ST	BLOCKS	BS	+/-			
		Min	M.A	M.A	OR	DR	PF	FD								
2	Marquesha Davis	F 20:59	4-7	2-2	0-0	1	2	3	2	1	10	1	0	1	0	19
5	Snudda Collins	F 25:55	1-3	0-1	0-0	0	0	0	3	1	2	2	1	0	0	9
22	Tyla Singleton	F 22:40	7-14	0-3	2-4	1	3	4	2	3	16	0	3	2	3	1
24	Madison Scott	F 28:28	6-9	0-0	4-7	4	6	10	0	6	16	3	2	0	1	17
15	Angel Baker	G 27:38	6-10	1-2	1-2	0	10	10	4	1	14	5	2	1	0	8
1	Myah Taylor	27:04	1-2	0-0	5-6	1	0	1	2	5	7	5	1	2	0	0
10	Destiny Salary	16:49	0-1	0-0	0-0	0	1	1	1	0	0	2	1	0	1	0
20	Ayanara Thompson	13:21	1-4	1-4	0-0	0	0	0	0	1	3	0	0	0	0	3
32	Rita Igboke	15:31	2-5	0-0	0-6	3	0	2	3	4	7	1	1	0	1	0
23	Elaura Eaton	01:35	0-1	0-1	0-0	0	0	0	0	0	0	0	2	0	0	-1
Team					2	3	5		0		0					
Totals		28:56	4-13	15:25	12	25	37	18	22	75	19	13	6	6	1	

Technical Fouls: NONE

Shooting By Period		
1 st FG%	11-14	78.6%
3PT%	3-3	100.0%
FT%	1-2	50%
2 nd FG%	8-16	50.0%
3PT%	0-3	0.0%
FT%	2-4	50%
3 rd FG%	4-11	36.4%
3PT%	0-3	0.0%
FT%	7-11	63.6%
4 th FG%	5-15	33.3%
3PT%	1-4	25.0%
FT%	5-8	62.5%
GM FG%	28-56	50.0%
3PT%	4-13	30.8%
FT%	15-25	60.0%

Dead Ball Rebounds: 7, 0

Temple - 55

Record: 5-7

empire - 30		min	FG	3P	FT	Rebounds	Fouls	TP	AS	TO	ST	Blocks	+/-					
NO.	Name	Min	M.A.	M.A.	M.A.	OR	DR	PF	FD			BS	BA					
11	Caranda Perea	F 19:45	1-4	0-1	1-2	1	3	4	3	3	3	0	0	0	1	-8		
14	Ines Piper	F 11:57	1-4	0-0	0-0	1	1	2	5	0	2	1	0	0	0	-11		
1	Jasha Clinton	G 29:26	6-11	0-1	4-5	0	0	0	3	3	16	2	4	0	0	0	-26	
2	Alesh Nelson	G 37:14	2-11	1-6	2-2	2	2	4	1	5	7	1	3	0	0	0	-21	
22	Tariyonna Gary	G 27:10	5-12	1-7	0-0	1	2	3	0	1	11	1	1	3	0	0	-15	
5	Tiarra East	32:17	5-13	2-2	2-2	1	4	5	3	4	14	2	4	1	0	0	-15	
25	Denise Solis	12:29	1-1	0-0	0-0	3	1	4	1	5	1	2	0	2	0	1	-2	
42	Brittany Garner	13:35	0-2	0-0	0-0	1	3	4	1	1	0	1	1	0	0	0	-8	
44	Jalynn Holmes	13:10	0-1	0-0	0-0	0	1	1	1	0	0	2	0	0	0	0	1	
3	Makayla Waleed	02:57	0-1	0-0	0-0	0	0	0	0	0	0	0	1	0	0	0	1	
Team					4	2	6		0		1							
Totals			21:60	4-17	9-11	14	19	33	22	18	55	10	19	6	1	6	1	-20

Technical Fouls: NONE

Shooting By Period		
1 st FG%	3-16	18.8%
3PT%	1-5	20.0%
FT%	2-2	100%
2 nd FG%	7-15	46.7%
3PT%	0-0	0%
FT%	4-9	44.4%
3 rd FG%	4-9	44.4%
3PT%	0-0	0%
FT%	2-4	50%
4 th FG%	7-20	35.0%
3PT%	1-7	14.3%
FT%	5-5	100%
GM FG%	21-60	35.0%
3PT%	4-17	23.5%
FT%	9-11	81.8%

Dead Ball Rebounds: 2, 0

	MIS	TEM
Biggest lead	25 (3 rd 6:21)	0 (1 st 10:00)
Best Scoring Run	8 (1 st 4:18)	5 (2 nd 7:08)
Lead Changes	16	11
Times Tied	0	
Time with Lead	38:35	00:00

Points from Turnovers	MIS	TEM
Paint	36	16
Second Chance	16	11
Fast Breaks	10	6
Bench	17	16

Period by Period Scoring	1st	2nd	3rd	4th	TOT
MIS	26	18	15	16	75
TEM	9	16	10	20	55



GAME 15 • at MISSISSIPPI STATE (W, 61-50)

Ole Miss - 61

Record: 13-2 (2-0)

NO. Name		Min	FG	3P	FT	Rebounds	Fouls	TP	AS	TO	ST	Blocks	BS	BA		
		Min	M.A.	M.A.	M.A.	OR	DR	PF	FD							
5	Snudda Collins	F 24:32	2-10	1-9	0-0	0	2	2	4	0	5	4	2	0	1	0
22	Tyla Singleton	F 19:13	1-2	0-0	0-0	1	1	2	4	0	2	0	0	1	2	1
24	Madison Scott	F 38:31	7-10	0-0	1-2	1	8	9	3	2	15	2	3	3	1	0
1	Myah Taylor	G 28:49	3-9	0-3	0-0	1	0	1	0	2	0	6	2	3	1	0
15	Angel Baker	G 36:07	9-17	3-5	1-2	1	9	10	2	4	22	1	2	3	0	1
32	Rita Igboke	13:32	2-3	0-0	0-0	0	2	2	1	0	4	0	2	0	4	1
2	Marquesha Davis	20:46	0-5	0-2	4-4	1	5	6	0	3	4	2	1	0	0	0
10	Destiny Salary	06:00	0-0	0-0	0-0	0	0	0	0	0	0	2	1	1	0	0
23	Elaura Eaton	10:12	1-3	1-3	0-0	0	1	1	2	0	3	0	1	1	0	0
20	Ayanara Thompson	02:18	0-0	0-0	0-0	0	0	0	0	0	0	0	0	0	0	-1
Team					2	2	4		0		2					
Totals			25:59	5-22	6-8	7	30	37	18	9	61	13	17	10	9	3

Technical Fouls: NONE

Shooting By Period		
1 st FG%	5-17	29.4%
3PT%	1-9	11.1%
FT%	0-0	0%
2 nd FG%	6-14	42.9%
3PT%	2-4	50.0%
FT%	1-2	50%
3 rd FG%	7-12	58.3%
3PT%	2-2	100.0%
FT%	5-6	83.3%
4 th FG%	7-16	43.8%
3PT%	0-3	0.0%
FT%	0-0	0%
GM FG%	25-59	42.4%
3PT%	5-22	22.7%
FT%	6-8	75.0%

Dead Ball Rebounds: 2, 0

Mississippi St. - 50

Record: 12-3 (1-1)

Mississippi State - 50			Record: 12-3-1													
NO.	Name		Min	FG	3P	FT	Rebounds	Fouls	TP	AS	TO	ST	Blocks	BS	BA	
							OR	DR	PF							
4	Jessica Carter	F	33:47	6-10	0-0	3-6	3	4	7	1	7	15	0	4	1	
21	Detresha Powe	F	32:58	3-7	0-3	2-2	0	5	5	2	2	8	0	0	1	
0	Anastasia Hayes	G	23:45	1-7	0-1	2-2	0	2	2	0	3	4	3	0	0	
1	Ahlana Smith	G	38:57	3-10	1-3	0-0	1	6	7	2	0	7	3	2	0	
2	Jerkala Jordan	G	26:02	3-10	2-5	0-0	1	4	5	1	1	8	2	6	0	
25	Denae Carter		18:15	1-5	0-0	1-2	1	1	2	3	1	3	1	1	0	
3	Asiatina Johnson		20:45	2-6	0-1	1-6	0	1	1	0	4	5	1	2	0	
11	Kourtney Weber		05:31	0-0	0-0	0-0	0	1	1	0	0	0	0	1	0	
Team						4	2	6		0		0				
Totals			19:55	3-13	9-18	10	26	36	9	18	50	13	20	4	3	9

Technical Fouls: NONE

Shooting By Period		
1 st FG%	6-18	33.3%
3PT%	3-7	42.9%
FT%	0-2	0%
2 nd FG%	6-11	54.5%
3PT%	0-0	0.0%
FT%	2-8	25%
3 rd FG%	5-14	35.7%
3PT%	0-5	0.0%
FT%	5-6	83.3%
4 th FG%	2-12	16.7%
3PT%	0-1	0.0%
FT%	2-2	100%
GM FG%	19-55	34.5%
3PT%	3-13	23.1%
FT%	9-18	50.0%

Dead Ball Rebounds: 5, 1

	OM	MSU
Biggest lead	11 (4 th 1:35)	8 (2 nd 1:25)
Best Scoring Run	9 (1 st 3:06)	8 (2 nd 8:51)
Lead Changes	5	
Times Tied	4	
Time with Lead	13:29	25:11

Points from Turnovers	OM	MSU
Paint	32	28
Second Chance	4	4
Fast Breaks	18	7
Bench	11	8

Period by Period Scoring	1st	2nd	3rd	4th	TOT
OM	11	15	21	14	61
MSU	15	14	15	6	50



GAME 14 • AUBURN (W, 79-47)

Auburn - 47

Record: 10-3 (0-1)

Autumn - 47		Records: 15/15																		
NO.	Name	FG	3P	FT	M.A.	M.A.	M.A.	Rebounds	OR	DR	OT	Fouls	TP	AS	TO	ST	Blocks	BS	+/-	
11	Roni Levy	F	23:26	2-9	0-2	3-7	2	2	2	4	0	5	7	0	1	0	1	0	-23	
33	Kharyssa Richardson	F	30:54	3-8	0-1	2-2	6	2	8	2	4	8	0	2	1	1	0	0	-28	
51	Precious Johnson	C	10:33	0-0	0-0	0-0	0	2	2	5	1	0	0	1	0	0	0	0	-9	
5	Aicha Coulibaly	G	27:33	4-11	0-2	5-8	2	3	5	2	5	13	1	2	0	0	0	0	-31	
10	Sydney Shaw	G	23:58	2-9	0-3	0-0	1	3	4	1	1	4	2	6	0	0	0	0	-26	
3	Jakayla Johnson		21:55	1-4	0-1	0-0	0	4	4	0	1	2	0	3	1	0	1	0	-18	
12	Marshaun Bostic		21:25	2-10	0-0	5-9	2	1	3	2	5	9	3	2	2	1	1	0	-14	
2	Sania Wells		18:55	0-6	0-1	0-0	0	2	4	6	3	0	0	0	1	0	0	0	-5	
4	Kaitlyn Duhon		07:19	0-1	0-0	2-2	0	1	1	1	0	2	1	0	0	1	0	0	-4	
1	Mya Pratcher		17:20	1-2	0-0	0-0	0	1	1	2	0	2	0	0	0	0	0	0	-5	
24	Carsen McFadden		02:42	0-0	0-0	0-0	0	0	0	1	0	0	0	0	0	0	0	0	1	
Team																				
			15:50	0.0	0.0	17.79	1	0	3	7	1	19.22	0	7	1	0	5	2	3	0

GAME 17 • at TEXAS A&M (W, 57-38)

Ole Miss - 57

Record: 15-2 (4-0)

NO. Name	Min	FG	3P	FT	Rebounds	Fouls	TP	AS	TO	ST	Blocks	+/-
5 Snudda Collins	F 31:43	4-11	3-9	0-0	0 0 0	2 2 11	0	2	1	0	0	25
22 Tyia Singleton	F 27:23	3-8	0-1	0-0	4 3 7	3 0 6	0	4	2	2	1	11
24 Madison Scott	F 33:47	3-7	0-0	5-6	3 5 8	1 3 11	1	3	0	0	0	25
1 Myah Taylor	G 27:22	3-6	0-1	1-4	0 2 2	1 2 7	2	0	1	0	1	19
15 Angel Baker	G 30:31	3-10	0-3	0-0	0 6 6	2 0 6	8	2	5	1	0	17
2 Marquesha Davis	19:09	4-9	0-0	3-4	2 1 3	0 2 11	0	1	1	1	0	-1
10 Destiny Salary	09:18	0-0	0-0	1-2	0 0 0	0 1 1	0	0	1	0	0	-3
20 Ayanna Thompson	07:51	0-4	0-2	0-0	2 0 2	0 0 0	0	0	1	0	0	-10
32 Rita Igboke	10:59	0-2	0-0	4-6	4 3 7	3 4 4	0	1	2	1	1	12
23 Elauna Eaton	01:57	0-0	0-0	0-0	0 0 0	0 0 0	0	0	0	0	0	0
Team					1 0 1		0					
Totals		20-57	3-16	14-22	16 20 36	12 14	57	11	13	14	5	3 19

Technical Fouls: NONE

Shooting By Period
1st FG% 6-15 40.0%
3PT% 1-5 20.0%
FT% 2-4 50.0%
2nd FG% 6-18 33.3%
3PT% 2-6 33.3%
FT% 3-4 75.0%
3rd FG% 2-13 15.4%
3PT% 0-3 0.0%
FT% 4-8 50.0%
4th FG% 4-11 36.4%
3PT% 0-2 0.0%
FT% 5-6 83.3%
GM FG% 20-57 35.1%
3PT% 3-16 18.8%
FT% 14-22 63.6%

Dead Ball Rebounds: 2,3

Texas A&M - 38

Record: 5-9 (0-4)

NO. Name	Min	FG	3P	FT	Rebounds	Fouls	TP	AS	TO	ST	Blocks	+/-
13 Jada Malone	F 29:44	4-7	0-0	2-2	3 1 4	4 5 10	0	4	0	2	2	-21
32 Aaliyah Patty	F 36:27	6-12	0-3	2-2	1 9 10	4 1 14	3	5	1	0	0	-9
4 Kay Kay Green	G 35:09	2-8	0-0	0-0	0 3 3	1 1 4	1	4	0	0	1	-18
21 Enny Kindred	G 33:15	3-7	0-1	1-1	1 4 5	4 1 7	1	3	0	1	1	-13
33 Sydney Bowles	G 25:01	1-7	1-5	0-0	0 4 4	1 2 3	2	2	1	0	0	-17
23 McKinzie Green	28:48	0-4	0-2	0-0	1 1 2	0 2 0	2	1	0	0	1	-16
1 Mya Petticord	11:36	0-2	0-2	0-0	0 3 3	0 0 0	1	1	1	0	0	-1
Team					3 1 4		0	4				
Totals		16-47	1-13	5-5	8 26 34	14 12	38	10	24	3	3	5 -19

Technical Fouls: NONE

Shooting By Period
1st FG% 6-14 42.9%
3PT% 1-5 20.0%
FT% 0-0 0%
2nd FG% 3-11 27.3%
3PT% 0-5 0.0%
FT% 2-2 100%
3rd FG% 5-8 62.5%
3PT% 0-0 0.0%
FT% 2-2 100%
4th FG% 2-14 14.3%
3PT% 0-3 0.0%
FT% 1-1 100%
GM FG% 16-47 34.0%
3PT% 1-13 7.7%
FT% 5-5 100%

Dead Ball Rebounds: 0,1

	UM	TAMU
Biggest lead	19 (4th 2:31)	2 (1st 6:58)
Best Scoring Run	15 (2nd 1:16)	8 (2nd 8:54)
Lead Changes	4	
Times Tied	5	
Time with Lead	33:20	01:52

Points from	UM	TAMU
Turnovers	25	8
Paint	26	22
Second Chance	4	2
Fast Breaks	24	4
Bench	16	0

Period by Period Scoring
1st 2nd 3rd 4th TOT
UM 15 21 8 13 57
TAMU 13 8 12 5 38



GAME 18 • at GEORGIA (W, 66-58)

Ole Miss - 57

Record: 15-2 (4-0)

NO. Name	Min	FG	3P	FT	Rebounds	Fouls	TP	AS	TO	ST	Blocks	+/-
5 Snudda Collins	F 31:43	4-11	3-9	0-0	0 0 0	2 2 11	0	2	1	0	0	25
22 Tyia Singleton	F 27:23	3-8	0-1	0-0	4 3 7	3 0 6	0	4	2	2	1	11
24 Madison Scott	F 33:47	3-7	0-0	5-6	3 5 8	1 3 11	1	3	0	0	0	25
1 Myah Taylor	G 27:22	3-6	0-1	1-4	0 2 2	1 2 7	2	0	1	0	1	19
15 Angel Baker	G 30:31	3-10	0-3	0-0	0 6 6	2 0 6	8	2	5	1	0	17
2 Marquesha Davis	19:09	4-9	0-0	3-4	2 1 3	0 2 11	0	1	1	1	0	-1
10 Destiny Salary	09:18	0-0	0-0	1-2	0 0 0	0 1 1	0	0	1	0	0	-3
20 Ayanna Thompson	07:51	0-4	0-2	0-0	2 0 2	0 0 0	0	0	1	0	0	-10
32 Rita Igboke	10:59	0-2	0-0	4-6	4 3 7	3 4 4	0	1	2	1	1	12
23 Elauna Eaton	01:57	0-0	0-0	0-0	0 0 0	0 0 0	0	0	0	0	0	0
Team					1 0 1		0					
Totals		20-57	3-16	14-22	16 20 36	12 14	57	11	13	14	5	3 19

Technical Fouls: NONE

Texas A&M - 38

Record: 5-9 (0-4)

NO. Name	Min	FG	3P	FT	Rebounds	Fouls	TP	AS	TO	ST	Blocks	+/-
13 Jada Malone	F 29:44	4-7	0-0	2-2	3 1 4	4 5 10	0	4	0	2	2	-21
32 Aaliyah Patty	F 36:27	6-12	0-3	2-2	1 9 10	4 1 14	3	5	1	0	0	-9
4 Kay Kay Green	G 35:09	2-8	0-0	0-0	0 3 3	1 1 4	1	4	0	0	1	-18
21 Enny Kindred	G 33:15	3-7	0-1	1-1	1 4 5	4 1 7	1	3	0	1	1	-13
33 Sydney Bowles	G 25:01	1-7	1-5	0-0	0 4 4	1 2 3	2	2	1	0	0	-17
23 McKinzie Green	28:48	0-4	0-2	0-0	1 1 2	0 2 0	2	1	0	0	1	-16
1 Mya Petticord	11:36	0-2	0-2	0-0	0 3 3	0 0 0	1	1	1	0	0	-1
Team					3 1 4		0	4				
Totals		16-47	1-13	5-5	8 26 34	14 12	38	10	24	3	3	5 -19

Technical Fouls: NONE

	UM	TAMU
Biggest lead	19 (4th 2:31)	2 (1st 6:58)
Best Scoring Run	15 (2nd 1:16)	8 (2nd 8:54)
Lead Changes	4	
Times Tied	5	
Time with Lead	33:20	01:52

Points from	UM	TAMU
Turnovers	25	8
Paint	26	22
Second Chance	4	2
Fast Breaks	24	4
Bench	16	0

Period by Period Scoring
1st 2nd 3rd 4th TOT
UM 15 21 8 13 57
TAMU 13 8 12 5 38



GAME 19 • ALABAMA (L, 58-63)

Alabama - 63

Record: 14-4 (3-2)

NO. Name	Min	FG	3P	FT	Rebounds	Fouls	TP	AS	TO	ST	Blocks	+/-
31 Jada Rice	C 29:25	2-3	0-0	7-14	4 7 11	4 9	11	1	0	0	3	10
0 Loyal McQueen	G 36:10	6-14	0-0	2-2	0 3 3	3 3 14	3	7	2	0	0	11
3 Sarah Ahtee Barker	G 32:17	5-13	2-2	4-5	0 5 5	4 4 16	3	3	2	1	2	9
5 Hannah Barber	G 37:44	1-8	1-5	6-6	0 4 4	0 6 9	4	1	1	0	1	1
32 Aaliyah Nye	G 35:31	3-9	2-5	0-0	0 0 0	2 0 8	0	0	2	2	0	8
13 JeAnna Cunningham	03:23	0-0	0-0	0-0	0 0 0	2 0 0	0	0	0	0	0	-8
10 Ryan Cobbins	19:51	2-4	0-1	1-1	0 6 6	1 1 5	0	1	1	0	0	1
22 Karly Weathers	04:38	0-2	0-0	0-0	1 0 1	1 0 0	0	0	0	0	1	-5
33 Khyla Wade-Warren	01:01	0-0	0-0	0-0	0 0 0	0 0 0	0	0	0	0	0	-2
Team					3 6 9		0					
Totals		19-53	5-13	20-28	8 31 39	17 23	63	11	12	6	4	5

Technical Fouls: NONE

Shooting By Period
1st FG% 3-15 20.0%
3PT% 0-3 0.0%
FT% 3-5 60%
2nd FG% 4-12 33.3%
3PT% 2-4 50.0%
FT% 6-6 100%
3rd FG% 6-11 54.5%
3PT% 1-2 50.0%
FT% 2-3 66.7%
4th FG% 6-15 40.0%
3PT% 2-4 50.0%
FT% 9-14 64.3%
GM FG% 19-53 35.9%
3PT% 5-13 38.5%
FT% 20-28 71.4%

Dead Ball Rebounds: 6,0

Ole Miss - 58

Record: 16-3 (5-1)

NO. Name	Min	FG	3P	FT	Rebounds	Fouls	TP	AS	TO	ST	Blocks	+/-
5 Snudda Collins	F 31:53	1-6	0-6	2-5	2 1 3	0 3 4	1	0	0	0	1	-8
22 Tyia Singleton	F 20:42	2-6	0-1	0-2	2 1 3	5 1 4	0	1	0	0	1	1
24 Madison Scott	F 36:57	4-11	0-0	3-3	4 10 14	2 5 11	3	4	1	1	0	12
1 Myah Taylor	G 16:10	0-4	0-2	0-0	1 0 1	5 1 0	1	0	0	0	1	-4
15 Angel Baker	G 34:41	4-15	1-2	3-4	1 5 6	4 3 12	2	2	2	1	1	-7
10 Destiny Salary	21:31	6-9	3-3	1-2	0 4 4	2 1 16	1	1	0	1	1	4
32 Rita Igboke	11:55	0-2	0-0	0-0	0 3 3	0 3 0	0	1	2	0	1	0
2 Marquesha Davis	13:35	3-6	0-1	2-2	2 2 4	1 3 8	0	3	0	0	1	-3
20 Ayanna Thompson	05:48	0-1	0-0	0-0	0 0 0	1 0 0	0	1	0	0	0	1
23 Elauna Eaton	06:48	1-2	1-2	0-0	0 0 0	0 0 3	0	0	0	0	0	0
Team					2 2 4		0					
Totals		21-64	5-18	11-18	14 28 42	23 17	58	10	13	3	4	6 -5

Technical Fouls: NONE

Shooting By Period
1st FG% 6-16 37.5%
3PT% 2-5 40.0%
FT% 3-6 50%
2nd FG% 4-17 23.5%
3PT% 1-5 20.0%
FT% 1-3 33.3%
3rd FG% 3-16 18.8%
3PT% 1-3 33.3%
FT% 1-2 50.0%
4th FG% 8-15 53.3%
3PT% 1-3 33.3%
FT% 7-7 100%
GM FG% 21-64 32.8%
3PT% 5-18 27.8%
FT% 11-18 61.1%

Dead Ball Rebounds: 5,0

	UA	UM
Biggest lead	10 (4th 5:45)	11 (2nd 9:43)
Best Scoring Run	11 (3rd 4:46)	6 (1st 6:11)
Lead Changes	3	
Times Tied	2	
Time with Lead	18:01	19:54

Points from	UA	UM
Turnovers	11	11
Paint	22	22
Second Chance	8	10
Fast Breaks	5	7
Bench	5	27

Period by Period Scoring
1st 2nd 3rd 4th TOT
UA 9 16 15 23 63
UM 17 10 8 23 58



GAME 20 • at AUBURN (L, 77-76 OT)

Ole Miss - 76

Record: 16-4 (5-2)

NO. Name	Min	FG	3P	FT	Rebounds	Fouls	TP	AS	TO
----------	-----	----	----	----	----------	-------	----	----	----



GAME 21 • MISSISSIPPI STATE (W, 78-63)

Mississippi St. - 63		Record: 15-6 (4-4)																	
NO.	Name	Min	FG		3P	FT	Rebounds		Fouls	TP	AS	TO	ST	Blocks	+/-	Shooting By Period			
			M	A	M	A	OR	DR	PF							FD	1	2	3
4	Jessika Carter	F 35:18	7	12	0	6	2	2	4	18	1	2	0	2	-15	1 st FG%	3-15	20.0%	
21	Debraasha Powe	F 23:24	2	7	0	3	1	2	3	4	1	0	3	1	-2	FT%	2-4	50%	
0	Anastasia Hayes	G 30:34	2	6	0	1	2	2	2	14	4	3	0	0	-19	2 nd FG%	7-15	46.7%	
1	Ahlana Smith	G 35:23	5	13	1	3	0	6	6	11	1	2	1	0	-12	3PT%	0-1	0.0%	
2	Jerkala Jordan	G 31:52	1	9	0	0	5	6	10	4	5	7	3	1	0	-19	FT%	5-7	71.4%
11	Kourtney Weber	12:00	1	2	0	0	0	2	2	1	1	2	0	0	1	-9	3 rd FG%	6-14	42.9%
23	Ramoni Parker	08:35	1	2	1	1	2	1	2	5	5	0	1	0	1	6	FT%	2-2	100%
3	Asiana Johnson	22:54	5	7	0	0	0	1	0	2	2	2	1	0	0	-5	4 th FG%	8-14	57.1%
Team							2	2	4	0	0	0				3PT%	2-3	66.7%	
Totals		24:58	2-8	13-17	10-23	33	15	18	63	12	11	7	3	3	-15	FT%	4-4	100%	
		Technical Fouls: NONE																	

Ole Miss - 78		Record: 17-4 (6-2)																	
NO.	Name	Min	FG M-A	3P M-A	FT M-A	Rebounds OR DR TOT	Fouls PF FD	TP	AS	TO	ST	Blocks BS BA	+/-	Shooting By Period					
2	Marquesha Davis	F 20:17	6-8	0-0	2-3	1 2 3	3 3 3	14	1	1	0	0 0	19	1 st FG%	8-15	53.3%	3PT%	4-7	57.1%
22	Tyia Singleton	F 29:12	1-5	0-0	0-0	3 4 7	2 1 2	2	0	2	0	2 1	9	3PT%	0-1	0%	FT%	0-1	0%
24	Madison Scott	F 29:49	4-7	0-0	3-5	1 4 5	4 4 11	6	3	0	0	1 15		2 nd FG%	7-11	63.6%	3PT%	2-2	100.0%
1	Miyah Taylor	G 25:04	2-4	1-1	2-3	1 2 3	0 3 7	6	2	1	0	1 9		FT%	5-6	83.3%	FT%	5-6	83.3%
15	Angel Baker	G 30:49	6-12	1-4	4-4	1 6 7	3 3 17	6	1	3	0	0 10		3 rd FG%	5-15	33.3%	3PT%	1-4	25.0%
5	Snudda Collins	29:59	5-12	5-11	0-0	0 1 1	2 0 15	0	0	1	0	0 8		FT%	3-5	60%	FT%	3-5	60%
20	Ayanna Thompson	08:38	2-2	1-1	0-0	0 0 0	1 0 5	0	2	0	0	0 3		4 th FG%	9-17	52.9%	3PT%	2-6	33.3%
10	Destiny Salary	10:26	2-5	0-1	0-1	0 2 2	0 1 4	1	1	0	0	0 2		FT%	3-4	75%	GM FG%	29-58	50.0%
32	Rita Igbokwe	12:21	0-2	0-0	0-0	1 3 4	3 0 0	0	0	0	1	1 0	2	3PT%	9-19	47.4%	FT%	11-16	68.8%
23	Elauna Eaton	03:25	1-1	1-1	0-0	0 0 0	0 0 3	0	1	0	0	0 -3		Dead Ball Rebounds: 0,0					
Team						3 3 6	0	0											
Totals		29:58	9-19	11-16	11-27	38	18 15	78	20	13	6	3 3	-15	Technical Fouls: NONE					
		Dead Ball Rebounds: 0,0																	

	MSU	UM	Points from	MSU	UM	Period by Period Scoring					
Biggest lead	0 (1 st 10:00)	23 (4 th 3:52)	Turnovers	10	12		1st	2nd	3rd	4th	TOT
Best Scoring Run	9(4 th 1:34)	7(1 st 7:23)	Paint	34	28	MSU	8	19	14	22	63
Lead Changes	0		Second Chance	9	14		UM	20	21	14	23
Times Tied	0		Fast Breaks	2	9						
Time with Lead	00:00	38:20	Bench	17	27						



GAME 23 • at TENNESSEE

GAME 24 • FLORIDA

GAME 25 • KENTUCKY

GAME 26 • at LSU

GAME 27 • SOUTH CAROLINA

GAME 28 • MISSOURI

brooke

O MOORE

Atlanta, Ga. • Henry County • Purdue

Graduate Student • Guard • 5-7



Ole Miss

NOTES

- AT OLE MISS**
 - Out for the 2022-23 season due to injury

AT PURDUE
 - Appeared in 54 games over two seasons as a Boilermaker
 - Averaged 10.3 points per game as a senior
 - Dropped a career-high 27 points in the First Round of the WNIT against Southern Illinois
 - Named Academic All-Big Ten in 2021-22
 - Tallied 14 double-figure games as a junior, shooting at a 32.1 percent clip from three

AT AUBURN
 - Made 17 starts as a sophomore, appearing in 21 games
 - Recorded an SEC-high 19 points against Arkansas in 2019-20
 - Played in 25 games off the bench as a freshman
 - Earned SEC Freshman of the Week after dropping 23 points and 5 triples against Alabama State
- HIGH SCHOOL**
 - Rated as a five-star prospect by ESPN Hoopgurlz
 - Ranked as the No. 11 point guard in the country by ESPN
 - Tabbed as the Georgia Class AAAA Player of the Year as a senior

PERSONAL
 - Daughter of Tekeysha Moore and Anthony Waters
 - Has four siblings: Patrick Dawes, De'Angelo Dawes, Sky Watters and Kerrington Waters

SEASON GAME-BY-GAME

THE MOORE FILE	
BIRTHDAY	APRIL 14, 2000
MAJOR	INTERCOLLEGIATE ATHLETICS ADMIN
OTHER REBELS TO WEAR #1	

Shakira Austin	2020-22
Gabby Crawford	2019
Kiara Golden	2014-16

CAREER HIGHS

- Points: 27, vs. Southern Illinois (03/16/22)
Rebounds: 6, vs. Indiana (01/16/22)
Assists: 9, vs. Bowling Green (12/13/20)
Steals: 5, vs. Maryland (02/25/21)
Blocks: 2, vs. West Virginia (11/25/21)
Field Goals: 10, vs. Southern Illinois (03/16/22)
Free Throws: 9, vs. Bowling Green (12/13/20)
Three Pointers: 6, at Maryland (12/08/21)

SEASON HIGHS

- Points:
Rebounds:
Assists:
Steals:
Blocks:
Field Goals:
Free Throws:
Three Pointers:

SEASON SUPERLATIVES

- Double-Figure Points:
Double-Figure Rebounds:
Double-Doubles:
5+ Rebounds:
5+Assists:
Led Team in Points:
Led Team in Rebounds:
Led Team in Assists:

CAREER STATS														
	GP-GS	MIN/AVG	FG-FGA	FG%	3FG-3FGA	3FG%	FT-FTA	FT%	RB/AVG	A	TO	BLK	STL	PTS/AVG
2018-19(AUB)	25-0	301/12.0	45-147	.306	31-105	.295	10-10	1.000	26/1.0	10	19	1	11	131/5.2
2019-20(AUB)	21-17	489/23.3	62-197	.315	25-100	.250	32-42	.762	30/1.4	18	44	1	20	181/8.6
2020-21(PUR)	22-18	566/25.7	101-258	.391	36-112	.321	29-39	.744	43/2.0	39	39	1	25	267/12.1
2021-22(PUR)	32-1	634/19.8	119-299	.398	42-115	.365	50-60	.833	62/1.9	32	58	8	46	330/10.3
TOTAL	56-52	1990/19.9	327-901	.363	134-432	.310	121-151	.801	161/1.6	99	160	11	82	909/9.1

2

marquesha DAVIS

McGehee, Ark. • Springdale • Arkansas
 Senior* • Guard • 5-8

NOTES

AT ARKANSAS

- Appeared in seven games as a junior before transferring to Ole Miss
- Scored a season-high 11 points in 2021-22 against Sam Houston
- Averaged 12.1 minutes per game as a sophomore, adding 4.6 points per game off the bench
- Nabbed her lone career double-double as a sophomore against Oral Roberts
- Played in five SEC games as a freshman, and saw action in two SEC Tournament games

HIGH SCHOOL

- Played high school ball at Springdale, breaking the program's single-season scoring and rebounding records
- Rated as a three-star prospect by ESPN and the No. 28 guard in the nation
- A 2017-18 Gatorade Player of the Year nominee

SEASON GAME-BY-GAME

Opponent	Date	GS	MIN	Total		3-Pointers		Free throws		Rebounds				PF	A	TO	BLK	STL	PTS	AVG	
				FG-FGA	PCT	3FG-3FGA	PCT	FT-FTA	PCT	OFF	DEF	TOT	AVG								
Kennesaw St.	11/07/2022		19:12	0-3	.000	0-0	.000	0-0	.000	1	4	5	5.0	2	0	3	0	0	0	0.0	
Southeast Mo. St.	11/10/2022		17:06	1-4	.250	0-1	.000	5-11	.455	1	4	5	5.0	3	2	3	0	2	7	3.5	
at Little Rock	11/13/2022	*	22:30	6-8	.750	1-3	.333	0-0	.000	2	3	5	5.0	2	0	1	0	1	13	6.7	
Southern Miss.	11/16/2022	*	20:15	7-8	.875	2-2	1.000	0-0	.000	2	2	4	4.8	3	0	0	0	0	16	9.0	
vs Dayton	11/21/2022	*	27:39	4-10	.400	1-3	.333	1-2	.500	2	3	5	4.8	3	0	1	0	2	10	9.2	
vs Utah	11/23/2022	*	32:14	6-16	.375	0-2	.000	6-6	1.000	6	2	8	5.3	4	2	0	0	1	18	10.7	
Texas Southern	11/28/2022	*	21:19	3-4	.750	0-1	.000	2-3	.667	0	2	2	4.9	0	2	2	1	2	8	10.3	
Alabama A&M	11/29/2022	*	23:23	4-9	.444	0-1	.000	0-0	.000	1	2	3	4.6	2	2	0	0	2	8	10.0	
at Oklahoma	12/04/2022	*	13:59	1-2	.500	0-1	.000	1-2	.500	0	3	3	4.4	0	0	2	0	0	3	9.2	
Jacksonville St.	12/11/2022	*	30:52	5-9	.556	1-2	.500	1-2	.500	0	5	5	4.5	1	1	2	0	1	12	9.5	
Jacksonville	12/14/2022	*	29:13	1-6	.167	1-4	.250	1-2	.500	1	1	2	4.3	0	1	1	0	1	4	9.0	
McNeese	12/17/2022	*	20:57	5-7	.714	0-1	.000	4-4	1.000	1	5	6	4.4	2	2	0	1	2	14	9.4	
at Temple	12/21/2022	*	20:59	4-7	.571	2-2	1.000	0-0	.000	1	2	3	4.3	2	1	0	0	1	10	9.5	
Auburn	12/29/2022		16:43	3-8	.375	0-0	.000	0-2	.000	2	3	5	4.4	2	0	1	0	0	6	9.2	
at Mississippi St.	01/01/2023		20:46	0-5	.000	0-2	.000	4-4	1.000	1	5	6	4.5	0	2	1	0	0	4	8.9	
Vanderbilt	01/05/2023		15:59	2-6	.333	1-2	.500	1-2	.500	1	5	6	4.6	5	1	2	1	1	6	8.7	
at Texas A&M	01/08/2023		19:09	4-9	.444	0-0	.000	3-4	.750	2	1	3	4.5	0	0	1	1	1	11	8.8	
at Georgia	01/12/2023		09:27	0-2	.000	0-0	.000	0-0	.000	1	1	2	4.3	2	0	0	0	0	0	8.3	
Alabama	01/15/2023		13:35	3-6	.500	0-1	.000	2-2	1.000	2	2	4	4.3	1	0	3	0	0	8	8.3	
at Auburn	01/22/2023	*	40:46	5-14	.357	0-2	.000	2-2	1.000	1	5	6	4.4	2	2	3	0	2	12	8.5	
Mississippi St.	01/26/2023	*	20:17	6-8	.750	0-0	.000	2-3	.667	1	2	3	4.3	3	1	1	0	0	14	8.8	
Totals			13	456:18	70-151	.464	9-30	.300	35-51	.686	29	62	91	4.3	39	19	27	4	19	184	8.8

Player Averages

Games Played	Minutes/game	Points/game	FG Pct	3FG Pct	FT Pct	Rebounds/game	Assists/game	Turnovers/game	Assist/Turnover ratio	Steals/game	Blocks/game
21	21.7	8.8	46.4	30.0	68.6	4.3	0.9	1.3	0.7	0.9	0.2

THE DAVIS FUCE	
BIRTHDAY	MAY 29, 2001
MAJOR	MULTI-DISCIPLINARY STUDIES
OTHER REBELS TO WEAR #2	

Tenisha Gist	2001-04
Marlee Hatcher	2018
Lindsay Roy	2004-08
Jonell Williams	2015

CAREER HIGHS

Points: 18, vs. Utah (11/23/22)
 Rebounds: 11, vs. Oral Roberts (11/25/20)
 Assists: 3, at Little Rock (12/19/20)
 Steals: 5, Oral Roberts (11/25/20)
 Blocks: 2, 2x, last vs. UAPB (12/21/20)
 Field Goals: 7, vs. Southern Miss (11/16/22)
 Free Throws: 6, vs. Utah (11/23/22)
 Three Pointers: 2, 2x, last at Temple (12/21/22)

SEASON HIGHS

Points: 18, vs. Utah (11/23/22)
 Rebounds: 8, vs. Utah (11/23/22)
 Assists: 2, 7x, last at Auburn (01/22/23)
 Steals: 2, 6x, last at Auburn (01/22/23)
 Blocks: 1, 4x, last at Texas A&M (01/05/23)
 Field Goals: 7, vs. Southern Miss (11/16/22)
 Free Throws: 6, vs. Utah (11/23/22)
 Three Pointers: 2, 2x, last at Temple (12-21-22)

SEASON SUPERLATIVES

Double-Figure Points: 10x, last vs. Mississippi St. (01/26/23)
 Double-Figure Rebounds:
 Double-Doubles:
 5+ Rebounds: 9x, last at Auburn (01/22/23)
 5+ Assists:
 Led Team in Points: 3x, last at Texas A&M (01/05/23)
 Led Team in Rebounds:
 Led Team in Assists: 1x, last at Auburn (01/22/23)


CAREER STATS

SEASON	TEAM	GP-GS	MIN/AVG	FG-FGA	FG%	3FG-3FGA	3FG%	FT-FTA	FT%	OFF	DEF	TOT	AVG	PF-FO	A	TO	BLK	STL	PTS	AVG
2019-20	Ark	18-0	151/8.4	16-45	.356	2-14	.143	11-24	.458	16	21	37	2.1	11-0	5	15	4	7	45	2.5
2020-21	Ark	26-0	310/11.9	43-95	.453	6-20	.300	27-36	.750	12	43	55	2.1	26-0	10	14	6	22	119	4.6
2021-22	Ark	7-1	86/12.2	14-33	.424	1-6	.167	12-18	.667	4	13	17	2.4	10-0	4	4	1	6	41	5.9
2022-23	OM	21-13	456/21.7	70-151	.464	9-30	.300	35-51	.686	29	62	91	4.3	39-1	19	27	4	19	184	8.8
TOTAL FOR OM		21-13	456/21.7	70-151	.464	9-30	.300	35-51	.686	29	62	91	4.3	39-1	19	27	4	19	184	8.8
TOTAL		72-14	1003/13.9	143-324	.441	18-70	.257	85-129	.659	61	139	200	2.8	86-1	38	60	15	54	389	5.4

5 snudda COLLINS

Brookhaven, Miss. • Brookhaven

Junior • Forward • 6-1



NOTES

2021-22 (SOPHOMORE)

- Played in all 32 games, making 18 starts
- Led the Rebels, draining 44 triples, shooting at a 30.3 percent clip from the field
- Dropped a season-high 20 points at Auburn, including a career-high tying five three's

2020-21 (FRESHMAN)

- SEC All-Freshman
- Two-time SEC Freshman of the Week
- Set the program record for the most points by any Rebel in their freshman debut
- Nine games with three or more made three's

HIGH SCHOOL

- Three-star rated recruit by ESPN
- No. 4 ranked recruit in Mississippi
- No. 29 ranked forward nationally by ESPN
- 12.0 points, 4.5 rebounds, 2.2 assists, 1.7 steals and

- 1.3 blocks per game in HS career
- 18.6 points, 7.4 rebounds, 2.7 assists, 2.0 blocks and 1.7 steals her senior year
- Led Brookhaven to a 5A state runner-up finish in 2020
- Two-time Brookhaven Daily Leader All-Area MVP • Named 2020 Clarion Ledger All-State
- Member of Brookhaven's 1,000-point club

PERSONAL

- Full first name is Silentianna
- Daughter of Kadeesha Ellis Gamble

THE COLLINS FILE

BIRTHDAY	DEC. 19, 2001
MAJOR	PSYCHOLOGY

OTHER REBELS TO WEAR #5

Crystal Allen	2019
Elizabeth Cansdale	2002-03-04-05
Erika Sisk	2014-15-16-17
Jasmine Trotter	2010-11-12

CAREER HIGHS

Points: 23, vs. McNeese State (11/30/20)
 Rebounds: 7, vs. Auburn (01/07/21)
 Assists: 4, at Mississippi St. (01/01/23)
 Steals: 4, vs. Rice (03/28/21)
 Blocks: 3, 2x, last vs. UNI (03/26/21)
 Field Goals: 7, 2x, MR vs. Alabama A&M (11/29/22)
 Free Throws: 7, vs. Kennesaw State (11/07/22)
 Three Pointers: 5, 5x, last vs. vs. Mississippi St. (01/26/23)

SEASON HIGHS

Points: 22, vs. Alabama A&M (11/29/22)
 Rebounds: 5, 3x last vs. Auburn (12/29/22)
 Assists: 4, at Mississippi St. (01/01/23)
 Steals: 2, 2x, last vs. McNeese St. (12/17/22)
 Blocks: 2, vs. Kennesaw State (11/07/22)
 Field Goals: 7, vs. Alabama A&M (11/29/22)
 Free Throws: 7, vs. Kennesaw State (11/07/22)
 Three Pointers: 5, 3x, last vs. Mississippi St. (01/26/23)

SEASON SUPERLATIVES

Double-Figure Points: 11x, last vs. Mississippi St. (01/26/23)
 Double-Figure Rebounds:
 Double-Doubles:
 5+ Rebounds: 3x, vs. Auburn (12/29/22)
 5+Assists:
 Led Team in Points: 3x, last at Texas A&M (01/05/23)
 Led Team in Rebounds:
 Led Team in Assists: 1x, at Mississippi St. (01/01/23)

SEASON GAME-BY-GAME

Opponent	Date	GS	MIN	Total		3-Pointers		Free throws		Rebounds			PF	A	TO	BLK	STL	PTS	AVG		
				FG-GA	PCT	3FG-3FGA	PCT	FT-FTA	PCT	OFF	DEF	TOT								AVG	
Kennesaw St.	11/07/2022	*	28:25	3-10	.300	1-5	.200	7-8	.875	3	2	5	5.0	0	1	1	2	14	14.0		
Southeast Mo. St.	11/10/2022	*	18:04	4-10	.400	2-6	.333	4-5	.800	1	1	2	3.5	3	0	3	0	14	14.0		
at Little Rock	11/13/2022	*	30:28	3-10	.300	1-8	.125	1-3	.333	1	2	3	3.3	0	0	1	0	8	12.0		
Southern Miss.	11/16/2022	*	24:34	5-8	.625	3-5	.600	3-5	.600	3	2	5	3.8	2	1	0	1	2	16	13.0	
vs Dayton	11/21/2022	*	19:15	1-6	.167	0-5	.000	4-4	1.000	2	2	4	3.8	2	0	1	1	0	6	11.6	
vs Utah	11/23/2022	*	35:38	6-16	.375	3-12	.250	1-3	.333	1	0	1	3.3	2	1	3	1	1	16	12.3	
Texas Southern	11/28/2022	*	23:34	4-10	.400	0-6	.000	1-1	1.000	0	2	2	3.1	2	0	0	1	1	9	11.9	
Alabama A&M	11/29/2022	*	24:27	7-11	.636	5-8	.625	3-3	1.000	1	1	2	3.0	2	2	0	0	22	13.1		
at Oklahoma	12/04/2022	*	36:58	5-16	.313	5-12	.417	1-2	.500	2	1	3	3.0	1	0	4	1	1	16	13.4	
Jacksonville St.	12/11/2022	*	25:05	6-9	.667	4-5	.800	1-1	1.000	1	0	1	2.8	3	0	1	1	0	17	13.8	
Jacksonville	12/14/2022	*	34:26	1-11	.091	1-10	.100	1-4	.250	2	1	3	2.8	2	0	1	0	4	12.9		
McNeese	12/17/2022	*	30:46	3-10	.300	2-7	.286	6-9	.667	1	0	1	2.7	0	1	1	0	2	14	13.0	
at Temple	12/21/2022	*	25:55	1-3	.333	0-1	.000	0-0	.000	0	0	0	2.5	3	2	1	0	0	2	12.2	
Auburn	12/29/2022	*	25:38	5-12	.417	3-7	.429	2-2	1.000	0	5	5	2.6	2	0	3	1	15	12.4		
at Mississippi St.	01/01/2023	*	24:32	2-10	.200	1-9	.111	0-0	.000	0	2	2	2.6	4	4	2	1	0	5	11.9	
Vanderbilt	01/05/2023	*	25:23	1-5	.200	1-3	.333	0-0	.000	1	2	3	2.6	3	2	2	0	0	3	11.3	
at Texas A&M	01/08/2023	*	31:43	4-11	.364	3-9	.333	0-0	.000	0	0	0	2.5	2	0	2	0	1	11	11.3	
at Georgia	01/12/2023	*	34:05	3-12	.250	3-8	.375	0-0	.000	0	2	2	2.4	1	2	0	0	1	9	11.2	
Alabama	01/15/2023	*	31:53	1-8	.125	0-6	.000	2-5	.400	2	1	3	2.5	0	1	0	0	0	4	10.8	
at Auburn	01/22/2023	*	11:20	2-3	.667	1-1	1.000	1-1	1.000	0	2	2	2.5	5	1	0	0	0	6	10.6	
Mississippi St.	01/26/2023	*	29:59	5-12	.417	5-11	.455	0-0	.000	0	1	1	2.4	2	0	0	0	1	15	10.8	
Totals			19	572:09	72-203	.355	44-144	.306	38-56	.679	21	29	50	2.4	41	18	28	10	13	226	10.8

Player Averages

Games Played	Minutes/game	Points/game	FG Pct	3FG Pct	FT Pct	Rebounds/game	Assists/game	Turnovers/game	Assist/Turnover ratio	Steals/game	Blocks/game
21	27.2	10.8	35.5	30.6	67.9	2.4	0.9	1.3	0.6	0.6	0.5


CAREER STATS

SEASON	TEAM	GP-GS	MIN/AVG	FG-FGA	FG%	3FG-3FGA	3FG%	FT-FTA	FT%	OFF	DEF	TOT	AVG	PF-FO	A	TO	BLK	STL	PTS	AVG
2020-21	OM	27-15	606/22.4	62-188	.330	43-114	.377	12-20	.600	12	51	63	2.3	58-0	12	19	10	19	179	6.6
2021-22	OM	32-18	715/22.4	64-204	.314	44-145	.303	16-27	.593	8	37	45	1.4	48-0	12	15	12	20	188	5.9
2022-23	OM	21-19	572/27.2	72-203	.355	44-144	.306	38-56	.679	21	29	50	2.4	41-1	18	28	10	13	226	10.8
TOTAL		80-52	1894/23.7	198-595	.333	131-403	.325	66-103	.641	41	117	158	2.0	147-1	42	62	32	52	593	7.4

10 destiny SALARY

Jonesboro, Ark. • Jonesboro • Tennessee

Junior • Guard • 6-0



NOTES

2021-22 (SOPHOMORE)

- Played in 25 games, making 10 starts
- Recorded two double-digit outings, including a career-high 15 points at Cincinnati
- Racked up a career-high eight boards against the Bearcats
- Led the Rebels in assists in three games

AT TENNESSEE

- One of just 45 Lady Vols to score in double digits in a debut
- Appeared in 24 games as a freshman

HIGH SCHOOL

- No. 57 player and a four-star prospect by ESPN.
- Three-time All-State honoree.

PERSONAL

- Majoring in sport and recreation administration.

SEASON GAME-BY-GAME

Opponent	Date	GS	MIN	Total		3-Pointers		Free throws		Rebounds				PF	A	TO	BLK	STL	PTS	AVG	
				FG-FGA	PCT	3FG-3FGA	PCT	FT-FTA	PCT	OFF	DEF	TOT	AVG								
Kennesaw St.	11/07/2022		22:12	3-3	1.000	0-0	.000	6-10	.600	1	2	3	3.0	3	0	1	1	0	12	12.0	
Southeast Mo. St.	11/10/2022		22:24	2-5	.400	0-1	.000	2-2	1.000	2	1	3	3.0	2	1	3	0	1	6	9.0	
at Little Rock	11/13/2022		13:43	1-3	.333	1-1	1.000	0-0	.000	2	0	2	2.7	0	2	2	0	1	3	7.0	
Southern Miss.	11/16/2022		16:47	2-4	.500	0-1	.000	5-6	.833	0	0	0	2.0	4	3	2	0	0	9	7.5	
vs Dayton	11/21/2022		20:29	3-9	.333	1-2	.500	0-1	.000	3	0	3	2.2	1	3	1	0	0	7	7.4	
vs Utah	11/23/2022		10:07	0-3	.000	0-1	.000	0-0	.000	0	0	0	1.8	1	0	0	0	1	0	6.2	
Texas Southern	11/28/2022		25:55	5-10	.500	0-1	.000	2-3	.667	1	5	6	2.4	1	3	1	0	0	12	7.0	
Alabama A&M	11/29/2022		32:21	3-8	.375	0-0	.000	0-0	.000	1	5	6	2.9	2	8	4	0	4	6	6.9	
Jacksonville St.	12/11/2022		27:43	2-5	.400	0-1	.000	2-4	.500	2	5	7	3.3	1	5	2	0	0	6	6.8	
Jacksonville	12/14/2022		25:44	1-1	1.000	0-0	.000	5-6	.833	0	2	2	3.2	1	3	3	0	0	7	6.8	
McNeese	12/17/2022		10:16	0-0	.000	0-0	.000	2-2	1.000	0	0	0	2.9	2	2	1	0	0	2	6.4	
at Temple	12/21/2022		16:49	0-1	.000	0-0	.000	0-0	.000	0	1	1	2.8	1	2	1	1	0	0	5.8	
Auburn	12/29/2022		24:37	1-5	.200	0-1	.000	2-4	.500	3	7	10	3.3	3	3	3	0	2	4	5.7	
at Mississippi St.	01/01/2023		06:00	0-0	.000	0-0	.000	0-0	.000	0	0	0	3.1	0	2	1	0	1	0	5.3	
Vanderbilt	01/05/2023		21:03	0-3	.000	0-1	.000	2-2	1.000	0	5	5	3.2	2	3	3	0	0	2	5.1	
at Texas A&M	01/08/2023		09:18	0-0	.000	0-0	.000	1-2	.500	0	0	0	3.0	0	0	0	0	1	1	4.8	
at Georgia	01/12/2023		04:19	0-1	.000	0-1	.000	0-0	.000	0	1	1	2.9	2	1	0	0	1	0	4.5	
Alabama	01/15/2023		21:31	6-9	.667	3-3	1.000	1-2	.500	0	4	4	2.9	2	1	1	1	0	16	5.2	
Mississippi St.	01/26/2023		10:26	2-5	.400	0-1	.000	0-1	.000	0	2	2	2.9	0	1	1	0	0	4	5.1	
Totals			0	341:43	31-75	.413	5-15	.333	30-45	.667	15	40	55	2.9	28	43	30	3	12	97	5.1

Player Averages

Games Played	Minutes/game	Points/game	FG Pct	3FG Pct	FT Pct	Rebounds/game	Assists/game	Turnovers/game	Assist/Turnover ratio	Steals/game	Blocks/game
19	18.0	5.1	41.3	33.3	66.7	2.9	2.3	1.6	1.4	0.6	0.2

THE SALARY FILE	
BIRTHDAY	SEPTEMBER 30, 2001
MAJOR	SPORT & RECREATION ADMIN
OTHER REBELS TO WEAR #10	

Carla Bartee	2005-06-07-08
Joy Eichelberger	1987-88
Jeanie Loyd	1978-79
Diara Moore	2012-13-14
Cecilia Muhate	2016-17-18-19
Lucy Noble	1982-83
Regan Seybert	1994-95-96-97
Phyllis Stafford	1988-89
Sherika Wright	2001-02

CAREER HIGHS

Points: 16, vs. Alabama (01/15/23)
Rebounds: 10, vs. Auburn (12/29/22)
Assists: 8, vs. Alabama A&M (11/29/22)
Steals: 4, 2x, last vs. Alabama A&M (11/29/22)
Blocks: 1, 4x, last vs. Kennesaw State (11/07/22)
Field Goals: 6, 2x, last vs. Alabama (01/15/23)
Free Throws: 6, vs. Kennesaw State (11/07/22)
Three Pointers: 3, vs. Alabama (01/15/23)

SEASON HIGHS

Points: 16, vs. Alabama (01/15/23)
Rebounds: 10, vs. Auburn (12/29/22)
Assists: 8, vs. Alabama A&M (11/29/22)
Steals: 4, vs. Alabama A&M (11/29/22)
Blocks: 1, vs. Kennesaw State (11-07-22)
Field Goals: 6, vs. Alabama (01/15/23)
Free Throws: 6, vs. Kennesaw State (11-07-22)
Three Pointers: 3, vs. Alabama (01/15/23)

SEASON SUPERLATIVES

Double-Figure Points: 3x, last vs. Alabama (01/15/23)
Double-Figure Rebounds: 1x, vs. Auburn (12/29/22)
Double-Doubles:
5+ Rebounds: 4x, last vs. Auburn (12/29/22)
5+Assists: 2x, last vs. Jacksonville St. (12/11/22)
Led Team in Points: 1x, vs. Alabama (01/15/23)
Led Team in Rebounds: 1x, vs. Auburn (12/29/22)
Led Team in Assists: 4x, last vs. Vanderbilt (01/05/23)

CAREER STATS																				
SEASON	TEAM	GP-GS	MIN/AVG	FG-FGA	FG%	3FG-3FGA	3FG%	FT-FTA	FT%	OFF	DEF	TOT	AVG	PF-FO	A	TO	BLK	STL	PTS	AVG
2020-21	UT	24-0	291/12.1	19-54	.352	5-17	.294	4-7	.571	10	47	57	2.4	31-1	26	22	1	20	47	2.0
2021-22	OM	25-10	349/14.0	39-78	.500	4-12	.333	6-9	.667	21	36	57	2.3	34-0	25	15	2	18	88	3.5
2022-23	OM	19-0	342/18.0	31-75	.413	5-15	.333	30-45	.667	15	40	55	2.9	28-0	43	30	3	12	97	5.1
TOTAL FOR OM		44-10	691/15.7	70-153	.458	9-27	.333	36-54	.667	36	76	112	2.5	62-0	68	45	5	30	185	4.2
TOTAL		68-10	982/14.4	89-207	.430	14-44	.318	40-61	.656	46	123	169	2.5	93-1	94	67	6	50	232	3.4

15 angel BAKER

Indianapolis, Ind. • Pike • Wright State

Senior • Guard • 5-8





NOTES

- 2021-22 (SENIOR*)**
 - SEC Sixth-Woman of the Year
 - SEC Co-Player of the Week after the West Palm Beach Invitational
 - Dropped a season-high 24 points off the bench against Texas Tech
 - Five games with 20 plus points
 - Only Rebel in the 21st century with five 20 point outings off the bench
- HIGH SCHOOL**
 - First-Team AP All State as a senior at Pike High School
 - Tabbed as an Indiana All-Star and Conference Player of the Year
- PERSONAL**
 - Multi-disciplinary studies major

- AT WRIGHT STATE**
- Two time First-Team All-Horizon League
 - 2020-21 Horizon League Tournament MVP
 - Appeared in 90 games for the Raiders, starting in 56 over her three seasons
 - Recorded two double-doubles in 2020-21, including a 26-point, 12-rebound performance in the Raider's NCAA Tournament First Round victory over No. 4 seed Arkansas

SEASON GAME-BY-GAME

Opponent	Date	GS	MIN	Total		3-Pointers		Free throws		Rebounds				PF	A	TO	BLK	STL	PTS	AVG	
				FG-FGA	PCT	3FG-3FGA	PCT	FT-FTA	PCT	OFF	DEF	TOT	AVG								
Kennesaw St.	11/07/2022	*	29:51	7-12	.583	1-2	.500	1-2	.500	1	5	6	6.0	3	1	4	0	0	16	16.0	
Southeast Mo. St.	11/10/2022	*	25:41	5-13	.385	0-1	.000	3-5	.600	0	0	0	3.0	1	2	1	0	2	13	14.5	
at Little Rock	11/13/2022	*	32:50	4-14	.286	1-6	.167	0-0	.000	0	5	5	3.7	0	3	2	0	1	9	12.7	
Southern Miss.	11/16/2022	*	26:39	11-16	.688	1-4	.250	2-2	1.000	0	1	1	3.0	1	1	1	1	4	25	15.8	
vs Dayton	11/21/2022	*	25:56	3-14	.214	1-4	.250	2-2	1.000	0	3	3	3.0	2	3	1	0	2	9	14.4	
vs Utah	11/23/2022	*	29:54	5-17	.294	1-2	.500	2-2	1.000	2	3	5	3.3	4	1	0	0	4	13	14.2	
Texas Southern	11/28/2022	*	24:32	3-8	.375	1-1	1.000	2-2	1.000	1	4	5	3.6	1	5	1	0	0	9	13.4	
Alabama A&M	11/29/2022	*	11:08	2-6	.333	0-1	.000	0-0	.000	0	2	2	3.4	2	1	0	2	0	4	12.3	
at Oklahoma	12/04/2022	*	36:42	9-18	.500	1-6	.167	3-4	.750	1	8	9	4.0	1	0	2	0	1	22	13.3	
Jacksonville St.	12/11/2022	*	31:19	8-18	.444	1-4	.250	1-1	1.000	0	7	7	4.3	2	5	1	0	1	18	13.8	
Jacksonville	12/14/2022	*	37:26	8-17	.471	0-1	.000	2-2	1.000	2	3	5	4.4	0	2	1	0	1	18	14.2	
McNeese	12/17/2022	*	29:57	4-8	.500	1-2	.500	0-0	.000	2	5	7	4.6	3	1	4	0	2	9	13.8	
at Temple	12/21/2022	*	27:38	6-10	.600	1-2	.500	1-2	.500	0	10	10	5.0	4	5	2	0	1	14	13.8	
Auburn	12/29/2022	*	22:46	8-14	.571	1-2	.500	1-2	.500	2	4	6	5.1	3	2	1	1	1	18	14.1	
at Mississippi St.	01/01/2023	*	36:07	9-17	.529	3-5	.600	1-2	.500	1	9	10	5.4	2	1	2	0	3	22	14.6	
Vanderbilt	01/05/2023	*	30:05	9-15	.600	4-6	.667	0-0	.000	2	3	5	5.4	0	2	2	1	1	22	15.1	
at Texas A&M	01/08/2023	*	30:31	3-10	.300	0-3	.000	0-0	.000	0	6	6	5.4	2	8	2	1	5	6	14.5	
at Georgia	01/12/2023	*	35:04	7-11	.636	1-3	.333	5-6	.833	1	3	4	5.3	2	1	2	1	1	20	14.8	
Alabama	01/15/2023	*	34:41	4-15	.267	1-2	.500	3-4	.750	1	5	6	5.4	4	2	2	1	2	12	14.7	
at Auburn	01/22/2023	*	41:48	10-19	.526	1-2	.500	4-5	.800	1	11	12	5.7	2	0	3	0	0	25	15.2	
Mississippi St.	01/26/2023	*	30:49	6-12	.500	1-4	.250	4-4	1.000	1	6	7	5.8	3	6	1	0	3	17	15.3	
Totals			20	631:25	131-284	.461	22-63	.349	37-47	.787	18	103	121	5.8	42	52	35	8	35	321	15.3

Player Averages												
Games Played	Minutes/game	Points/game	FG Pct	3FG Pct	FT Pct	Rebounds/game	Assists/game	Turnovers/game	Assist/Turnover ratio	Steals/game	Blocks/game	
21	30.1	15.3	46.1	34.9	78.7	5.8	2.5	1.7	1.5	1.7	0.4	

THE BAKER FILE	
BIRTHDAY	MARCH 10, 2000
MAJOR	MULTI-DISCIPLINARY STUDIES
OTHER REBELS TO WEAR #15	

Tiffany Adkins	1997-98
Kelsey Briggs	2014-16
Kim Bullard	1986-88
Shayla Day	2000-01
Daphnee Frieson	2006-08
Pa'Sonna Hope	2010-12
Lisa Mabry	1975
Caitlin McGee	2021
Cheryl Miller	1979
Diane Pimpton	1992-93
Karen Rotenberry	1973-74

CAREER HIGHS

- Points: 34, at SMU (12/07/19)
Rebounds: 12, 2x, last at Auburn (01/22/23)
Assists: 11, vs. Detroit Mercy (01/23/20)
Steals: 5, 2x, last at Texas A&M (01/05/23)
Blocks: 3, 2x, last at UIC (03/03/20)
Field Goals: 13, vs. Cleveland St. (03/08/21)
Free Throws: 8, at SMU (12/07/19)
Three Pointers: 6, vs. Green Bay (02/19/21)

SEASON HIGHS

- Points: 25, 2x, last at Auburn (01/22/23)
Rebounds: 12, at Auburn (01/22/23)
Assists: 8, at Texas A&M (01/05/23)
Steals: 5, at Texas A&M (01/05/23)
Blocks: 2, vs. Alabama A&M (11/29/22)
Field Goals: 11, vs. Southern Miss (11/16/22)
Free Throws: 4, at Auburn (01/22/23)
Three Pointers: 4, vs. Vanderbilt (01/05/23)

SEASON SUPERLATIVES

- Double-Figure Points: 15x, last vs. Mississippi St. (01/26/23)
Double-Figure Rebounds: 3x, last at Auburn (01/22/23)
Double-Doubles: 3x, last at Auburn (01/22/23)
5+ Rebounds: 12x, vs. Mississippi St. (01/26/23)
5+Assists: 6x, last vs. Mississippi St. (01/26/23)
Led Team in Points: 10x, last vs. Mississippi St. (01/26/23)
Led Team in Rebounds: 3x, last at Auburn (01/22/23)
Led Team in Assists: 4x, last vs. Mississippi St. (01/26/23)

CAREER STATS

SEASON	TEAM	GP-GS	MIN/AVG	FG-FGA	FG%	3FG-3FGA	3FG%	FT-FTA	FT%	OFF	DEF	TOT	AVG	PF-FO	A	TO	BLK	STL	PTS	AVG
2018-19	WSU	34-0	763/22.4	139-324	.429	24-69	.348	23-30	.767	19	61	80	2.4	79-1	90	79	11	28	325	9.6
2019-20	WSU	31-31	1062/34.2	199-512	.389	46-119	.387	68-85	.800	35	92	127	4.1	78-0	118	96	25	49	512	16.5
2020-21	WSU	25-25	871/34.8	179-421	.425	43-122	.352	51-79	.646	22	106	128	5.1	58-2	65	67	8	35	452	18.1
2021-22	OM	31-7	744/24.0	148-342	.433	28-82	.341	21-32	.656	32	64	96	3.1	55-0	47	50	3	32	345	11.1
2022-23	OM	21-20	631/30.1	131-284	.461	22-63	.349	37-47	.787	18	103	121	5.8	42-0	52	35	8	35	321	15.3
TOTAL FOR OM		52-27	1375/26.4	279-626	.446	50-145	.345	58-79	.734	50	167	217	4.2	97-0	99	85	11	67	666	12.8
TOTAL		142-83	4071/28.7	796-1883	.423	163-455	.358	200-273	.733	126	426	552	3.9	312-3	372	327	55	179	1955	13.8

20 THOMPSON

Desoto, Texas • Desoto

Freshman • Guard • 6-1



NOTES

HIGH SCHOOL

- Member of the No. 11 ranked team nationally at Desoto in 2021
- McDonalds All-America honoree
- Member of the 28-2 team in 2021, winning Desoto's first 6A State Title in program history
- Ranked as a four-star prospect and the No. 8 Texas by ESPN
- Named to the TABC All-State team in 2021

PERSONAL

- Nickname is Yanna
- Sister Ash'a is a sophomore guard at Houston

THE THOMPSON FILE

BIRTHDAY	JUNE 9, 2004
MAJOR	ART

OTHER REBELS TO WEAR #20

Ashley Johnson	2003-06
Kayla Melson	2007-10
Madinah Muhammad	2016-18
Glenda Springfield	1976-79
Nikki Williams	1993-94

CAREER HIGHS

Points: 10, vs. Texas Southern (11/28/22)
 Rebounds: 8, vs. Alabama A&M (11/29/22)
 Assists: 1, 4x, last vs. Alabama (01/15/23)
 Steals: 1, at Texas A&M (01/05/23)
 Blocks:
 Field Goals: 4, vs. Auburn (12/29/22)
 Free Throws: 2, vs. Texas Southern (11/28/22)
 Three Pointers: 3, vs. Texas Southern (11/28/22)

SEASON HIGHS

Points: 10, vs. Texas Southern (11/28/22)
 Rebounds: 8, vs. Alabama A&M (11/29/22)
 Assists: 1, 4x, last vs. Alabama (01/15/23)
 Steals: 1, at Texas A&M (01/05/23)
 Blocks:
 Field Goals: 4, vs. Auburn (12/29/22)
 Free Throws: 2, vs. Texas Southern (11/28/22)
 Three Pointers: 2, vs. Texas Southern (11/28/22)

SEASON SUPERLATIVES

Double-Figure Points: 1x vs. Texas Southern (11/28/22)
 Double-Figure Rebounds:
 Double-Doubles:
 5+ Rebounds: 2x vs. Auburn (12/29/22)
 5+ Assists:
 Led Team in Points:
 Led Team in Rebounds:
 Led Team in Assists:

SEASON GAME-BY-GAME

Opponent	Date	GS	MIN	Total FG-FGA	PCT	3-Pointers 3FG-3FGA	PCT	Free throws FT-FTA	PCT	Rebounds OFF DEF TOT	AVG	PF	A	TO	BLK	STL	PTS	AVG
Kennesaw St.	11/07/2022		18:33	1-3	.333	0-0	.000	0-0	.000	1 1 2	2.0	4	1	1	0	0	2	2.0
Southeast Mo. St.	11/10/2022		10:01	1-1	1.000	0-0	.000	0-0	.000	0 0 0	1.0	3	0	2	0	0	2	2.0
at Little Rock	11/13/2022		07:29	0-1	.000	0-1	.000	0-0	.000	0 0 0	0.7	4	0	0	0	0	0	1.3
Southern Miss.	11/16/2022		18:07	1-4	.250	0-3	.000	0-0	.000	0 0 0	0.5	2	0	1	0	0	2	1.5
vs Dayton	11/21/2022		10:10	0-2	.000	0-1	.000	0-0	.000	0 0 0	0.4	0	0	0	0	0	0	1.2
Texas Southern	11/28/2022		14:50	3-5	.600	2-4	.500	2-2	1.000	2 1 3	0.8	3	0	0	0	0	10	2.7
Alabama A&M	11/29/2022		15:27	1-5	.200	1-3	.333	0-0	.000	4 4 8	1.9	3	0	2	0	0	3	2.7
at Oklahoma	12/04/2022		05:56	0-2	.000	0-2	.000	0-0	.000	0 0 0	1.6	2	0	1	0	0	0	2.4
Jacksonville St.	12/11/2022		09:50	0-0	.000	0-0	.000	0-0	.000	0 1 1	1.6	3	1	0	0	0	0	2.1
McNeese	12/17/2022		13:24	2-4	.500	1-2	.500	0-0	.000	1 1 2	1.6	3	1	1	0	0	5	2.4
at Temple	12/21/2022		13:21	1-4	.250	1-4	.250	0-0	.000	0 0 0	1.5	0	0	0	0	0	3	2.5
Auburn	12/29/2022		19:26	4-8	.500	0-2	.000	0-0	.000	2 3 5	1.8	3	1	1	0	0	8	2.9
at Mississippi St.	01/01/2023		02:18	0-0	.000	0-0	.000	0-0	.000	0 0 0	1.6	0	0	0	0	0	0	2.7
Vanderbilt	01/05/2023		19:33	2-3	.667	1-2	.500	0-0	.000	0 0 0	1.5	1	0	1	0	0	5	2.9
at Texas A&M	01/08/2023		07:51	0-4	.000	0-2	.000	0-0	.000	2 0 2	1.5	0	0	0	0	1	0	2.7
at Georgia	01/12/2023		06:59	0-2	.000	0-0	.000	0-0	.000	0 0 0	1.4	0	0	2	0	0	0	2.5
Alabama	01/15/2023		05:48	0-1	.000	0-1	.000	0-0	.000	0 0 0	1.4	1	1	0	0	0	0	2.4
at Auburn	01/22/2023		04:40	1-2	.500	0-1	.000	1-2	.500	0 0 0	1.3	3	0	1	0	0	3	2.4
Mississippi St.	01/26/2023		08:38	2-2	1.000	1-1	1.000	0-0	.000	0 0 0	1.2	1	0	2	0	0	5	2.5
Totals			0 212:21	19-53	.358	7-29	.241	3-4	.750	12 11 23	1.2	36	5	15	0	1	48	2.5

Player Averages

Games Played	Minutes/game	Points/game	FG Pct	3FG Pct	FT Pct	Rebounds/game	Assists/game	Turnovers/game	Assist/Turnover ratio	Steals/game	Blocks/game
19	11.2	2.5	35.8	24.1	75.0	1.2	0.3	0.8	0.3	0.1	0.0

CAREER STATS

				Field Goals		3-Point		F-Throws		Rebounds								Scoring		
SEASON	TEAM	GP-GS	MIN/AVG	FG-FGA	FG%	3FG-3FGA	3FG%	FT-FTA	FT%	OFF	DEF	TOT	AVG	PF-FO	A	TO	BLK	STL	PTS	AVG
2022-23	OM	19-0	212/11.2	19-53	.358	7-29	.241	3-4	.750	12	11	23	1.2	36-0	5	15	0	1	48	2.5
TOTAL		19-0	212/11.2	19-53	.358	7-29	.241	3-4	.750	12	11	23	1.2	36-0	5	15	0	1	48	2.5

tyia

22 SINGLETON

Winter Haven, Fla. • Winter Haven • Rutgers

Senior* • Forward • 6-2



Ole Miss

NOTES

AT RUTGERS
 • Played in all 31 games with 28 starts as a redshirt junior

• Led the Scarlet Knights in blocks the last two seasons
 • Matched a career-best with 13 rebounds against Nebraska in 2021-22
 • 2021-22 Academic All-Big Ten
 • Led the Scarlet Knights in blocks the last two seasons
 • Ranked fourth in the Big Ten as a redshirt sophomore with 1.4 rejections per game

PERSONAL
 • Multi-disciplinary studies major

HIGH SCHOOL
 • Rated as the No. 18 post player in the nation according to ESPN Hoopgurlz
 • Led the Blue Devils to the Class 7A State Championship as a sophomore
 • Played in the Geico High School Basketball Nationals

SEASON GAME-BY-GAME

Opponent	Date	GS	MIN	Total FG-FGA	PCT	3FG-3FGA	PCT	FT-FTA	PCT	OFF DEF TOT	AVG	PF	A	TO	BLK	STL	PTS	AVG
Kennesaw St.	11/07/2022	*	13:27	2-6	.333	0-1	.000	1-1	1.000	2 0 2	2.0	4	2	3	1	1	5	5.0
Southeast Mo. St.	11/10/2022	*	23:32	3-5	.600	0-1	.000	1-4	.250	4 3 7	4.5	4	2	2	0	2	7	6.0
at Little Rock	11/13/2022		19:01	1-3	.333	0-0	.000	0-0	.000	4 4 8	5.7	0	1	3	2	0	2	4.7
Southern Miss.	11/16/2022		14:15	3-6	.500	1-1	1.000	0-0	.000	3 2 5	5.5	3	0	2	1	0	7	5.3
vs Dayton	11/21/2022		28:09	6-13	.462	1-3	.333	1-2	.500	9 4 13	7.0	0	0	2	2	0	14	7.0
vs Utah	11/23/2022		16:09	1-3	.333	0-1	.000	0-0	.000	2 3 5	6.7	4	0	1	1	1	2	6.2
Texas Southern	11/28/2022		20:08	3-9	.333	0-1	.000	2-2	1.000	3 3 6	6.6	2	0	1	0	1	8	6.4
Alabama A&M	11/29/2022	*	25:01	4-8	.500	0-1	.000	2-2	1.000	3 4 7	6.6	2	0	3	3	3	10	6.9
at Oklahoma	12/04/2022		15:28	2-2	1.000	0-0	.000	0-1	.000	2 1 3	6.2	4	0	1	0	0	4	6.6
Jacksonville St.	12/11/2022	*	22:12	3-6	.500	0-0	.000	2-2	1.000	1 10 11	6.7	1	0	1	3	1	8	6.7
Jacksonville	12/14/2022	*	28:36	4-6	.667	0-0	.000	4-5	.800	7 8 15	7.5	3	1	1	3	0	12	7.2
McNeese	12/17/2022	*	24:02	2-8	.250	0-0	.000	3-4	.750	1 4 5	7.3	2	1	2	1	0	7	7.2
at Temple	12/21/2022	*	22:40	7-14	.500	0-3	.000	2-4	.500	1 3 4	7.0	2	0	3	3	2	16	7.8
Auburn	12/29/2022	*	23:04	1-3	.333	0-0	.000	2-2	1.000	2 1 3	6.7	4	2	1	1	0	4	7.6
at Mississippi St.	01/01/2023	*	19:13	1-2	.500	0-0	.000	0-0	.000	1 1 2	6.4	4	0	0	2	1	2	7.2
Vanderbilt	01/05/2023	*	21:39	2-6	.333	0-0	.000	6-8	.750	5 2 7	6.4	3	1	2	1	2	10	7.4
at Texas A&M	01/08/2023	*	27:23	3-8	.375	0-1	.000	0-0	.000	4 3 7	6.5	3	0	4	2	2	6	7.3
at Georgia	01/12/2023	*	18:05	2-4	.500	0-0	.000	1-2	.500	3 4 7	6.5	4	1	1	0	1	5	7.2
Alabama	01/15/2023	*	20:42	2-6	.333	0-1	.000	0-2	.000	2 1 3	6.3	5	0	1	0	0	4	7.0
at Auburn	01/22/2023	*	21:44	3-6	.500	0-0	.000	0-2	.000	6 2 8	6.4	3	1	4	0	1	6	7.0
Mississippi St.	01/26/2023	*	29:12	1-5	.200	0-0	.000	0-0	.000	3 4 7	6.4	2	0	2	2	0	2	6.7
Totals			15	453:41	.56-129	.434	2-14	.143	27-43	.628	68 67 135	6.4	59	12	40	28	181	6.7

Player Averages

Games Played	Minutes/game	Points/game	FG Pct	3FG Pct	FT Pct	Rebounds/game	Assists/game	Turnovers/game	Assist/Turnover ratio	Steals/game	Blocks/game
21	21.6	6.7	43.4	14.3	62.8	6.4	0.6	1.9	0.3	0.9	1.3

THE SINGLETON FILE	
BIRTHDAY	MARCH 10, 2000
MAJOR	MULTI-DISCIPLINARY STUDIES

OTHER REBELS TO WEAR #15	
Nikki Byrd	2009-12
Jennifer Gillom	1983-86
Danielle McCray	2012-15

CAREER HIGHS

Points: 18, vs. Ohio State (03/05/21)
 Rebounds: 15, vs. Jacksonville (12/14/22)
 Assists: 2, 7x, last vs. SEMO (11/10/22)
 Steals: 3, 4x, last at Illinois (02/27/22)
 Blocks: 6, vs. Ohio State (03/05/21)
 Field Goals: 8, vs. Ohio State (03/05/21)
 Free Throws: 6, vs. Sacred Heart (12/20/20)
 Three Pointers: 1, 2x, last vs. Dayton (11/21/22)

SEASON HIGHS

Points: 16, at Temple (12/21/22)
 Rebounds: 15, vs. Jacksonville (12/14/22)
 Assists: 2, 2x, last vs. SEMO (11/10/22)
 Steals: 3, vs. Alabama A&M (11/29/22)
 Blocks: 3, 4x, last at Temple (12/21/22)
 Field Goals: 7, at Temple (12/21/22)
 Free Throws: 4, 3x, vs. Jacksonville (12/14/22)
 Three Pointers: 1, 2x, last vs. Dayton (11/21/22)

SEASON SUPERLATIVES

Double-Figure Points: 10x, last vs. Vanderbilt (01/05/23)
 Double-Figure Rebounds: 3x, last vs. Jacksonville (12/14/22)
 Double-Doubles: 2x, last vs. Jacksonville (12/14/22)
 5+ Rebounds: 14x, last vs. Mississippi St. (01/26/23)
 Led Team in Points: 2x, last at Temple (12/21/22)
 Led Team in Rebounds: 5x, last vs. Mississippi St. (01/26/23)
 Led Team in Assists:

CAREER STATS

SEASON	TEAM	GP-GS	MIN/AVG	FG-FGA	FG%	3FG-3FGA	3FG%	FT-FTA	FT%	OFF	DEF	TOT	AVG	PF-FO	A	TO	BLK	STL	PTS	AVG
2018-19	RU	6-0	45/7.4	3-4	.750	0-0	.000	0-0	.000	6	8	14	2.3	5-0	1	5	2	0	6	1.0
2019-20	RU	30-0	307/10.2	25-50	.500	0-0	.000	7-12	.583	38	39	77	2.6	56-2	8	22	11	5	57	1.9
2020-21	RU	19-19	487/25.6	56-101	.554	0-0	.000	16-18	.889	57	72	129	6.8	69-3	11	35	27	21	128	6.7
2021-22	RU	31-28	623/20.1	73-162	.451	0-0	.000	29-49	.592	58	106	164	5.3	87-3	11	73	30	16	175	5.6
2022-23	OM	21-15	454/21.6	56-129	.434	2-14	.143	27-43	.628	68	67	135	6.4	59-1	12	40	28	18	141	6.7
TOTAL FOR OM		21-15	454/21.6	56-129	.434	2-14	.143	27-43	.628	68	67	135	6.4	59-1	12	40	28	18	141	6.7
TOTAL		107-62	1916/17.9	213-446	.478	2-14	.143	79-122	.648	227	292	519	4.9	276-9	43	175	98	60	507	4.7

23 **elauna EATON**

Helena, Ark. • Nettleton • Arkansas

Redshirt Sophomore • Guard • 6-0



NOTES

AT ARKANSAS

- Appeared in 28 games, earning two starts as a redshirt freshman
- Reached double-figures in three games
- Scored a career-best 15 points and seven rebounds against UAPB

HIGH SCHOOL

- Named the Arkansas Democrat-Gazette's Player of the Year as a senior
- Earned AAA 5A All-State honors in 2019 and 2018
- Rated as the No. 9 guard and the No. 41 overall player in the nation

PERSONAL

- Daughter of Michelle and Rudolph Eaton

THE EATON FILE

BIRTHDAY	MARCH 5, 2002
MAJOR	MULTI-DISCIPLINARY STUDIES

OTHER REBELS TO WEAR #23

LaTosha Laws	2009-12
Joyce Meek	1973-75
Kylia Morrison	1987-90
Stephanie Murphy	1998-01
Sandra Newborn	1982-83

CAREER HIGHS

Points: 15, vs. UAPB (11/12/21)
 Rebounds: 7, vs. UAPB (11/12/21)
 Assists: 1, 6x, last vs. SEMO (11/10/22)
 Steals: 2, 2x, last vs. Southern Miss (11/16/22)
 Blocks: 1, vs. Central Arkansas (12/18/21)
 Field Goals: 4, 2x, last vs. Little Rock (12/12/21)
 Free Throws: 5, vs. Tarleton State (11/10/21)
 Three Pointers: 4, vs. UAPB (11/21/21)

SEASON HIGHS

Points: 6, 2x, last vs. Alabama A&M (11/29/22)
 (11/29/22)
 Rebounds: 3, 2x last at Auburn (01/22/23)
 Assists: 1, 3x, last vs. Vanderbilt (01/05/23)
 Steals: 2, vs. Southern Miss (11/16/22)
 Blocks:
 Field Goals: 2, 2x, last vs. Alabama A&M
 (11/29/22)
 Free Throws: 2, at Auburn (01/22/23)
 Three Pointers: 2, at Little Rock (11/13/22)

SEASON SUPERLATIVES

Double-Figure Points:
 Double-Figure Rebounds:
 Double-Doubles:
 5+ Rebounds:
 5+ Assists:
 Led Team in Points:
 Led Team in Rebounds:
 Led Team in Assists:

SEASON GAME-BY-GAME

Opponent	Date	GS	MIN	Total		3-Pointers		Free throws		Rebounds				PF	A	TO	BLK	STL	PTS	AVG	
				FG-FGA	PCT	3FG-3FGA	PCT	FT-FTA	PCT	OFF	DEF	TOT	AVG								
Kennesaw St.	11/07/2022		05:55	0-1	.000	0-1	.000	0-0	.000	0	0	0	0.0	1	0	0	0	0	0.0		
Southeast Mo. St.	11/10/2022		11:24	1-1	1.000	1-1	1.000	0-0	.000	0	1	1	0.5	0	1	0	0	0	3 1.5		
at Little Rock	11/13/2022		08:50	2-3	.667	2-3	.667	0-0	.000	0	0	0	0.3	2	0	3	0	0	6 3.0		
Southern Miss.	11/16/2022		14:33	1-6	.167	1-5	.200	0-0	.000	0	0	0	0.3	2	0	1	0	2 3.0			
vs Dayton	11/21/2022		00:27	0-0	.000	0-0	.000	0-0	.000	0	0	0	0.2	0	0	0	0	0	2.4		
Texas Southern	11/28/2022		08:01	2-4	.500	1-3	.333	0-0	.000	1	2	3	0.7	1	0	0	0	5 2.8			
Alabama A&M	11/29/2022		20:11	2-4	.500	2-3	.667	0-0	.000	0	2	2	0.9	1	0	0	0	6 3.3			
at Oklahoma	12/04/2022		14:41	1-4	.250	1-4	.250	0-0	.000	0	2	2	1.0	1	0	1	0	3 3.3			
Jacksonville St.	12/11/2022		03:52	0-2	.000	0-1	.000	0-0	.000	0	0	0	0.9	0	0	0	0	0 2.9			
McNeese	12/17/2022		14:03	1-6	.167	1-4	.250	0-0	.000	0	0	0	0.8	2	1	1	0	3 2.9			
at Temple	12/21/2022		01:35	0-1	.000	0-1	.000	0-0	.000	0	0	0	0.7	0	0	2	0	0 2.6			
Auburn	12/29/2022		04:57	0-2	.000	0-1	.000	0-0	.000	0	0	0	0.7	0	0	0	0	0 2.4			
at Mississippi St.	01/01/2023		10:12	1-3	.333	1-3	.333	0-0	.000	0	1	1	0.7	2	0	1	0	1 3 2.5			
Vanderbilt	01/05/2023		09:06	1-2	.500	1-1	1.000	0-0	.000	0	0	0	0.6	1	1	0	0	3 2.5			
at Texas A&M	01/08/2023		01:57	0-0	.000	0-0	.000	0-0	.000	0	0	0	0.6	0	0	0	0	0 2.3			
Alabama	01/15/2023		06:48	1-2	.500	1-2	.500	0-0	.000	0	0	0	0.6	0	0	0	0	3 2.4			
at Auburn	01/22/2023		13:04	0-2	.000	0-1	.000	2-2	1.000	1	2	3	0.7	0	1	0	1	2 2.4			
Mississippi St.	01/26/2023		03:25	1-1	1.000	1-1	1.000	0-0	.000	0	0	0	0.7	0	0	1	0	3 2.4			
Totals			0	153:00	14-44	.318	13-35	.371	2-2	1.000	2	10	12	0.7	13	4	10	1	3	43	2.4

Player Averages

Games Played	Minutes/game	Points/game	FG Pct	3FG Pct	FT Pct	Rebounds/game	Assists/game	Turnovers/game	Assist/Turnover ratio	Steals/game	Blocks/game
18	8.5	2.4	31.8	37.1	100.0	0.7	0.2	0.6	0.4	0.2	0.1

CAREER STATS

SEASON	TEAM	GP-GS	MIN/AVG	FG-FGA	FG%	3FG-3FGA	3FG%	FT-FTA	FT%	OFF	DEF	TOT	AVG	PF-FO	A	TO	BLK	STL	PTS	AVG
2021-22	Ark	28-2	390/13.9	28-95	.295	26-81	.321	15-18	.833	2	33	35	1.3	23-0	5	13	1	6	97	3.5
2022-23	OM	15-0	130/8.6	12-39	.308	11-31	.355	0-0	.000	1	8	9	0.6	13-0	3	9	0	3	35	2.3
TOTAL FOR OM		15-0	130/8.6	12-39	.308	11-31	.355	0-0	.000	1	8	9	0.6	13-0	3	9	0	3	35	2.3
TOTAL		43-2	519/12.1	40-134	.299	37-112	.330	15-18	.833	3	41	44	1.0	36-0	8	22	1	9	132	3.1

32ritaIGBOKWE

Jonesboro, Ga. • Mundy's Mill • Pitt

Senior* • Center • 6-4



Ole Miss

NOTES

AT PITT and one sister Jane

- Started in 36 games during her junior campaign
- Dropped a career-high 23 points against Lafayette
- Blocked 68 shots ranking 20th in the nation in third in the ACC in 2021-22
- Carried the Panthers in field goal percentage as a sophomore, shooting at a 50.6 percent clip
- Her 60 blocks as a freshman were the most ever by a Pitt freshman

HIGH SCHOOL

- Three-star prospect out of Mundy's Mill High School
- Averaged a double-double as a senior with 10.0 points and 11.0 rebounds per contest
- Two-time First-Team All-Region

PERSONAL

- Daughter Casmir and Emmanuela Igbokwe
- Has three brothers Anthony, Emmanuel and Michael

SEASON GAME-BY-GAME

Opponent	Date	GS	MIN	Total		3-Pointers		Free throws		Rebounds				PF	A	TO	BLK	STL	PTS	AVG	
				FG-FGA	PCT	3FG-3FGA	PCT	FT-FTA	PCT	OFF	DEF	TOT	AVG								
Kennesaw St.	11/07/2022		08:11	1-2	.500	0-0	.000	0-0	.000	1	2	3	3.0	3	0	5	1	0	2	2.0	
Southeast Mo. St.	11/10/2022		16:44	5-6	.833	0-0	.000	2-3	.667	2	2	4	3.5	1	0	1	3	0	12	7.0	
at Little Rock	11/13/2022		07:07	2-3	.667	0-0	.000	0-0	.000	1	1	2	3.0	0	0	0	0	0	4	6.0	
Southern Miss.	11/16/2022		14:42	2-6	.333	0-0	.000	2-6	.333	5	2	7	4.0	1	0	0	1	0	6	6.0	
vs Dayton	11/21/2022		16:08	1-1	1.000	0-0	.000	0-0	.000	2	5	7	4.6	1	0	0	1	1	2	5.2	
vs Utah	11/23/2022	*	09:34	1-2	.500	0-0	.000	0-0	.000	1	1	2	4.2	2	0	0	0	0	2	4.7	
Texas Southern	11/28/2022		11:55	2-4	.500	0-0	.000	2-6	.333	2	4	6	4.4	4	0	2	2	0	6	4.9	
Alabama A&M	11/29/2022		16:43	2-6	.333	0-0	.000	0-1	.000	1	3	4	4.4	3	0	1	1	1	4	4.8	
at Oklahoma	12/04/2022		11:14	3-4	.750	0-0	.000	0-0	.000	2	1	3	4.2	3	0	1	2	0	6	4.9	
Jacksonville St.	12/11/2022		16:21	2-3	.667	0-0	.000	2-3	.667	2	5	7	4.5	3	0	2	3	0	6	5.0	
Jacksonville	12/14/2022		10:24	1-2	.500	0-0	.000	0-1	.000	0	1	1	4.2	0	0	0	1	0	2	4.7	
McNeese	12/17/2022		09:49	2-2	1.000	0-0	.000	1-2	.500	1	2	3	4.1	3	0	0	0	0	5	4.8	
at Temple	12/21/2022		15:31	2-5	.400	0-0	.000	3-6	.500	3	0	3	4.0	4	1	1	1	0	7	4.9	
Auburn	12/29/2022		12:07	1-2	.500	0-0	.000	0-0	.000	1	2	3	3.9	3	0	0	0	0	2	4.7	
at Mississippi St.	01/01/2023		13:32	2-3	.667	0-0	.000	0-0	.000	0	2	2	3.8	1	0	2	4	0	4	4.7	
Vanderbilt	01/05/2023		05:09	1-2	.500	0-0	.000	0-0	.000	1	1	2	3.7	2	0	1	0	0	2	4.5	
at Texas A&M	01/08/2023		10:59	0-2	.000	0-0	.000	4-6	.667	4	3	7	3.9	3	0	1	1	2	4	4.5	
at Georgia	01/12/2023		20:37	1-3	.333	0-0	.000	1-2	.500	2	1	3	3.8	1	0	2	0	0	3	4.4	
Alabama	01/15/2023		11:55	0-2	.000	0-0	.000	0-0	.000	0	3	3	3.8	3	1	2	1	0	0	4.2	
at Auburn	01/22/2023		09:14	0-0	.000	0-0	.000	2-2	1.000	0	1	1	3.7	4	0	1	1	0	2	4.1	
Mississippi St.	01/26/2023		12:21	0-2	.000	0-0	.000	0-0	.000	1	3	4	3.7	3	0	0	1	1	0	3.9	
Totals			1	260:18	31-62	.500	0-0	.000	19-38	.500	32	45	77	3.7	48	2	22	24	5	81	3.9

Player Averages

Games Played	Minutes/ game	Points/ game	FG Pct	3FG Pct	FT Pct	Rebounds/ game	Assists/ game	Turnovers/ game	Assist/Turnover ratio	Steals/ game	Blocks/ game
21	12.4	3.9	50.0	0.0	50.0	3.7	0.1	1.0	0.1	0.2	1.1

THE IGBOKWE FILE	
BIRTHDAY	JANUARY 28, 2001
MAJOR	PSYCHOLOGY
OTHER REBELS TO WEAR #32	

Teena Bender	1988-91
Ellen Buchanan	2003-06
Alliesha Easley	2006-10
Tia Faleru	2011-15
Von Kirk	2000-02

CAREER HIGHS

Points: 23, vs. Lafayette (11/12/21)
Rebounds: 18, vs. Ohio (11/29/19)
Assists: 2, 5x, last at Boston College (2/15/22)
Steals: 2, 3x, last at Texas A&M (01/05/23)
Blocks: 6, 2x, last vs. Miami (FL) (01/21/21)
Field Goals: 11, vs. Lafayette (11/12/21)
Free Throws: 5, 2x, last vs. Northwestern (11/26/21)
Three Pointers: --

SEASON HIGHS

Points: 12, vs. SEMO (11/10/22)
Rebounds: 7, 4x, last at Texas A&M (01/05/23)
Assists:
Steals: 2, at Texas A&M (01/05/23)
Blocks: 4, at Mississippi St. (01/01/23)
Field Goals: 5, vs. SEMO (11/10/22)
Free Throws: 3, at Temple (12/21/22)
Three Pointers:
Double-Figure Points: 1x, vs. SEMO (11/10/22)

SEASON SUPERLATIVES

Double-Figure Rebounds:
Double-Doubles:
5+ Rebounds: 5x, last at Texas A&M (01/05/23)
5+Assists:
Led Team in Points:
Led Team in Rebounds:
Led Team in Assists:

CAREER STATS

SEASON	TEAM	GP-GS	MIN/AVG	FG-FGA	FG%	3FG-3FGA	3FG%	FT-FTA	FT%	OFF	DEF	TOT	AVG	PF-FO	A	TO	BLK	STL	PTS	AVG
2019-20	UP	31-7	604/19.5	60-130	.462	0-0	.000	20-39	.513	92	118	210	6.8	89-7	9	39	60	19	140	4.5
2020-21	UP	19-16	347/18.3	39-77	.506	0-0	.000	17-33	.515	46	71	117	6.2	57-2	5	22	29	11	95	5.0
2021-22	UP	30-26	659/22.0	75-167	.449	0-0	.000	33-62	.532	87	136	223	7.4	89-2	9	46	68	22	183	6.1
2022-23	OM	21-1	260/12.4	31-62	.500	0-0	.000	19-38	.500	32	45	77	3.7	48-0	2	22	24	5	81	3.9
TOTAL FOR OM		21-1	260/12.4	31-62	.500	0-0	.000	19-38	.500	32	45	77	3.7	48-0	2	22	24	5	81	3.9
TOTAL		101-50	1870/18.5	205-436	.470	0-0	.000	89-172	.517	257	370	627	6.2	283-11	25	129	181	57	499	4.9


RADIO/TV ROSTER




0 **BROOKE MOORE**
Gr. • G • 5-7



1 **MYAH TAYLOR**
Gr. • G • 5-7




2 **MARQUESHA DAVIS**
Sr.* • G • 6-0



5 **SNUDDA COLLINS**
Jr. • F • 6-1




10 **DESTINY SALARY**
Jr. • G • 6-0



12 **JORDAN BERRY**
Sr.* • G • 5-7




15 **ANGEL BAKER**
Sr. • G • 5-8




20 **AYANNA THOMPSON**
Fr. • G • 6-1




22 **TYIA SINGLETON**
Sr*, • F • 6-2



23 **ELAUNA EATON**
R-So. • G • 6-0



24 **MADISON SCOTT**
Jr. • F • 6-1



32 **RITA IGBOKWE**
Sr*, • C • 6-4



YOLETT MCPHEE-MCCUIN
HEAD COACH



CHRIS AYERS
ASSISTANT COACH



BOJAN JANKOVIC
ASSISTANT COACH



JAIDA WILLIAMS
ASSISTANT COACH