



CRIMSON TIDE

BASKETBALL

22 NCAA Appearances » 15 Combined SEC Titles » 2nd in SEC History in Total League Wins » 2nd in SEC History in Winning Percentage



GAME 16



4/4 ALABAMA VS 15/16 ARKANSAS

JANUARY 11, 2023 / 6 P.M. CT / FAYETTEVILLE, ARK.

BUD WALTON ARENA (19,200)

TV: ESPN

(Play-By-Play: Karl Ravech, Analyst: Jay Bilas)

RADIO: CRIMSON TIDE SPORTS NETWORK | SIRIUS/XM 134/201

(Play-By-Play: Chris Stewart, Analyst: Bryan Passink, Engineer: Tom Stipe)

CRIMSON TIDE

2022-23 Record 13-2
 2022-23 SEC Record 3-0
 Leading Scorer Brandon Miller (19.1)
 Leading Rebounder .. Clowney/Miller (8.5)
 Leader in Assists Jaden Bradley (3.7)
 Head Coach Nate Oats
 Record at Alabama (Years) 74-38 (4th)
 Career Record (Years) 170-81 (8th)

RAZORBACKS

2022-23 Record 12-3
 2022-23 SEC Record 1-2
 Leading Scorer Ricky Council IV (18.1)
 Leading Rebounder.... Makhi Mitchell (5.7)
 Leader in Assists Anthony Black (3.8)
 Head Coach Eric Musselman
 Record at Arkansas (Years) 85-31 (4th)
 Career Record (Years) 195-64 (8th)

NUGGETS YOU NEED TO KNOW

- Alabama is looking to improve to 4-0 in SEC play for the first time since 2020-21 and second time since the 1986-87 season
- Alabama is ranked No. 4 in the AP Top 25 Poll for the second time this season. Prior to this season, that is the highest AP ranking since 2006-07 (Ranked No. 4)
- After recording 16.9 turnovers per game during non-conference play, the Tide is now committing just 11.7 turnovers during SEC games
- Alabama is 13-12 against AP Top 25 teams during Nate Oats' tenure
- Alabama has posted four wins over top-25 opponents in back-to-back seasons for the first time in program history
- For the second straight week and fourth time this season, Brandon Miller has been named SEC Freshman of the Week
- Miller is averaging 19.1 points per game, the most by any freshman in the country and No. 34 overall
- Miller is the only freshman in the country to rank in the top 65 in points per game (No. 34) and rebounds per game (No. 63)
- Miller is one of 10 players in Division I, the only player in the SEC and the only freshman in the country that has scored 280 points and recorded 125 rebounds this season
- Miller and Noah Clowney are tied for No. 63 in the country at 8.5 rebounds per game, which is second best among freshman in the country
- Alabama ranks No. 1 in the country in rebounds per game (46.1) and defensive rebounds per game (32.6), while also ranking No. 13 in offensive rebounds per game (13.5) and No. 13 in rebound margin (+8.3)

2022-23 SCHEDULE

OPPONENT	TV	TIME
OCTOBER		
29 SOUTHERN ILLINOIS (EXH)	--	W, 73-64

NOVEMBER		
7 LONGWOOD	SECN+	W, 75-54
11 LIBERTY	SECN+	W, 95-59
15 at South Alabama	ESPNU	W, 65-55
18 JACKSONVILLE STATE	SEC Network	W, 104-62
24 vs. #12/15 Michigan State ¹	ESPN	W, 81-70
25 vs. #20/22 UConn ¹	ESPN	L, 67-82
27 vs. #1 North Carolina ¹	ESPN	W, 103-101 (40T)

DECEMBER		
3 SOUTH DAKOTA STATE	SECN+	W, 78-65
10 at #1 Houston	ABC	W, 71-65
13 MEMPHIS	ESPN2	W, 91-88
17 vs. #15 Gonzaga ²	CBS	L, 90-100
20 JACKSON STATE	SEC Network	W, 84-64
28 at #21 Mississippi State*	SEC Network	W, 78-67

JANUARY		
3 OLE MISS*	SEC Network	W, 84-62
7 KENTUCKY*	ESPN	W, 78-52
11 at Arkansas*	ESPN2	6 p.m.
14 LSU*	ESPN	3 p.m.
17 at Vanderbilt*	SEC Network	7:30 p.m.
21 at Missouri*	SEC Network	5 p.m.
25 MISSISSIPPI STATE*	SEC Network	8 p.m.
28 at Oklahoma ³	ESPN/ESPN2/ESPNU	1 p.m.
31 VANDERBILT*	SEC Network	7:30 p.m.

FEBRUARY		
4 at LSU*	ESPN/ESPN2/ESPNU	3 p.m.
8 FLORIDA*	ESPN2/ESPNU	8 p.m.
11 at Auburn*	ESPN/ESPN2	1 p.m.
15 at Tennessee*	ESPN2/ESPNU	6 p.m.
18 GEORGIA*	SEC Network	5 p.m.
22 at South Carolina*	ESPN/ESPN2/ESPNU	8 p.m.
25 ARKANSAS*	ESPN/ESPN2	1/3 p.m.

MARCH		
1 AUBURN*	ESPN2/ESPNU	6 p.m.
5 at Texas A&M*	CBS	11 a.m.
8-12 at SEC Tournament ⁴	TBA	TBA

- 1 Phil Knight Invitational (Portland, Ore.)
- 2 C.M. Newton Classic (Birmingham, Ala.)
- 3 SEC/Big 12 Challenge
- 4 SEC Tournament (Nashville, Tenn.)
- * Southeastern Conference game

BOLD indicates home game

Follow us: Twitter, Instagram and Facebook at @AlabamaMBB



Follow ALABAMA MEN'S BASKETBALL on the social media sites listed for up-to-date news, exclusive content and more.

ALABAMA CRIMSON TIDE BROADCAST NOTES

MAKING HISTORY: For the first time in program history, Alabama has two top-25 wins during non-conference play in back-to-back seasons

THE NEWCOMER EFFECT: Alabama's newcomers have scored 962 of UA's 1,244 points this season led by Brandon Miller's 19.1 ppg

BLOCK PARTY: The Tide ranks No. 13 in the nation averaging 5.6 blocks per game, led by Charles Bediako, whose 2.1 blocks per game rank No. 28 in the nation

NATION'S BEST FRESHMAN: The Tide's Brandon Miller ranks No. 1 among all freshmen in Division I in points per game (19.1)

**O JADEN BRADLEY**

FR. / G / 6-3 / 200 / ROCHESTER, N.Y. (IMG ACADEMY)

	PPG	RPG	APG	SPG	BPG	MPG
22-23	8.9	3.1	3.7	0.6	0.1	22.8
CAREER	8.9	3.1	3.7	0.6	0.1	22.8

LAST GAME: 6 points, 4 rebounds, 3 assists and 1 steal

NOTES: 2022 McDonald's All-America and a consensus five-star prospect... ranked by 247Sports as the No. 1 point guard and No. 17 overall prospect in this year's class... joins Brandon Miller as a 5-star recruit and is the No. 2-rated point guard in the 2022 class and the No. 15 overall rated player in the ESPN 100.

SEASON HIGHS

Pts: 18, 12/17/22 vs. Gonzaga
Rebs: 6, 2x, last 11/18/22 vs. Jacksonville St.
Asts: 7, 2x, last 12/28/22 at Miss. St.
Steals: 2, 2x, last 11/24/22 vs. Michigan St.

**1 MARK SEARS**

JR. / G / 6-1 / 185 / MUSCLE SHOALS, ALA. (OHIO UNIVERSITY)

	PPG	RPG	APG	SPG	BPG	MPG
22-23	14.7	3.9	2.8	1.1	0.1	31.7
CAREER	15.0	4.5	3.6	1.4	0.1	29.7

LAST GAME: 16 points, 6 rebounds, 4 assists and 6 steals

NOTES: Transferred from Ohio where he was a 2022 Lou Henson Award Finalist, a First Team All-MAC honoree and an NABC All-District 15 First Team selection... played in 59 games across his two seasons at Ohio University... helped lead the Bobcats to a 42-18 (.700) overall record which included a 23-11 (.676) mark in MAC play.

SEASON HIGHS

Pts: 24, 11/27/22 vs. North Carolina
Rebs: 10, 11/7/22 vs. Longwood
Asts: 5, 3x, last 11/27/22 vs. North Carolina
Steals: 6, 1/7/23 vs. Kentucky

**2 DARIUS MILES**

JR. / F / 6-6 / 185 / WASHINGTON, D.C. (IMG ACADEMY)

	PPG	RPG	APG	SPG	BPG	MPG
22-23	1.5	1.5	0.5	0.2	0.2	6.5
CAREER	4.2	2.3	0.5	0.5	0.4	11.9

LAST GAME: DNP

NOTES: Saw action in 30 games, while earning the start on two occasions... finished tied for fourth on the team in blocks (16)... scored a career-high 14 points to go along with six rebounds and an assist against Miss. State (1/15)... rated as a four-star prospect by Rivals and a three-star signee according to 247Sports.

SEASON HIGHS

Pts: 7, 12/13/22 vs. Memphis
Rebs: 5, 12/13/22 vs. Memphis
Asts: 2, 12/13/22 vs. Memphis
Blks: N/A

**3 RYLAN GRIFFEN**

FR. / G / 6-5 / 180 / DALLAS, TEXAS. (RICHARDSON HS)

	PPG	RPG	APG	SPG	BPG	MPG
22-23	5.5	2.7	0.3	0.7	0.1	16.0
CAREER	5.5	2.7	0.3	0.7	0.1	16.0

LAST GAME: 6 points, 3 rebounds and 1 assist

NOTES: One of the top shooting guards and 4-star prospect... ranked by 247Sports as the No. 3 shooting guard and No. 49 overall in the 2022 class... rated No. 61 in the ESPN100... helped lead Richardson HS to the nation's top-ranking among public school teams and No. 2 overall among ESPN's national rankings in 2022.

SEASON HIGHS

Pts: 16, 11/11/22 vs. Liberty
Rebs: 6, 2x, last 11/18/22 vs. Jacksonville St.
Asts: 2, 12/10/22 at Houston
Steals: 2, 2x, last 12/10/22 at Houston

**4 NOAH GURLEY**

GR. / F / 6-8 / 215 / FAYETTEVILLE, GA. (FURMAN)

	PPG	RPG	APG	SPG	BPG	MPG
22-23	5.9	3.7	0.7	0.3	0.5	18.0
CAREER	10.5	4.2	1.3	0.6	0.8	24.1

LAST GAME: 2 points and 2 rebounds

NOTES: Played in all 33 contests, starting 14 games last season... finished averaging 6.8 points, 3.5 rebounds and 18.2 minutes per contest... his 25 blocked shots ranked second on the team while he also ranked third in field goal percentage (.483 percent)... scored in double-digits seven times and had nine games in which he led the Tide in blocks.

SEASON HIGHS

Pts: 16, 12/20/22 vs. Jackson State
Rebs: 7, 11/15/22 at South Alabama
Asts: 2, 3x, last 11/24/22 vs. Michigan St.
Blks: 1, 3x, last 11/27/22 vs. North Carolina

**5 JAHVON QUINERLY**

SR. / G / 6-1 / 175 / HACKENSACK, N.J. (VILLANOVA)

	PPG	RPG	APG	SPG	BPG	MPG
22-23	6.9	1.8	3.6	0.8	0.0	18.0
CAREER	10.0	2.0	2.9	0.5	0.1	21.8

LAST GAME: 12 points, 1 rebound and 2 assists

NOTES: A 2022 Preseason Second Team All-SEC selection... named to the Preseason Bob Cousy Award Watch List... played in all 33 contests, starting 27... ranked second on the team in scoring (13.8 ppg), assists (4.2 apg) and field goals both made (165) and attempted (401)... ranked eighth in the SEC in assists per game, 12th in scoring.

SEASON HIGHS

Pts: 21, 11/27/22 vs. North Carolina
Rebs: 6, 11/27/22 vs. North Carolina
Asts: 8, 2x, last 11/27/22 vs. North Carolina
Steals: 3, 11/27/22 vs. North Carolina

**10 DOM WELCH**

GR. / G / 6-5 / 205 / BUFFALO, N.Y. (ST. BONAVENTURE)

	PPG	RPG	APG	SPG	BPG	MPG
22-23	0.0	1.3	0.3	0.0	0.0	11.2
CAREER	10.6	5.8	1.7	1.1	0.5	33.7

LAST GAME: 6 minutes and 1 rebound

NOTES: A team captain for St. Bonaventure in 2021-22... played in 110 contests with 105 starts, including 85 straight, across his four seasons (2019-22)... named to the NIT All-Tournament Team in 2022... finished his four-year career with the Bonnies with 1,198 points and finished third for career three-pointers (257).

SEASON HIGHS

Pts: N/A
Rebs: 2, 12/28/22 at Mississippi St.
Asts: 1, 1/3/23 vs. Ole Miss
Steals: N/A

**14 CHARLES BEDIAKO**

SO. / C / 7-0 / 215 / BRAMPTON, ONTARIO. (IMG ACADEMY)

	PPG	RPG	APG	SPG	BPG	MPG
22-23	5.7	6.3	0.7	0.5	2.1	21.5
CAREER	6.4	4.9	0.7	0.6	1.6	18.9

LAST GAME: 9 points, 6 rebounds, 2 assists and 2 blocks

NOTES: Named to the Preseason Kareem Abdul-Jabbar Award Watch List... earned 2022 SEC All-Freshman Team accolades... led team with 51 blocks and ranked fifth-best in the SEC in blocks per game (1.6)... led team in FG percentage (.692) and was fourth in rebounds (4.3) and total steals (21)... led Alabama in total dunks for the season (43).

SEASON HIGHS

Pts: 14, 11/27/22 vs. North Carolina
Rebs: 16, 11/27/22 vs. North Carolina
Asts: 2, 11/27/22 vs. North Carolina
Blks: 3, 2x, last 12/28/22 at Miss. St.

**15 NOAH CLOWNEY**

FR. / F / 6-10 / 210 / SPARTANBURG, S.C. (DORMAN HS)

	PPG	RPG	APG	SPG	BPG	MPG
22-23	9.6	8.5	0.9	0.6	1.3	24.5
CAREER	9.6	8.5	0.9	0.6	1.3	24.5

LAST GAME: 8 points, 6 rebounds and 1 assist

NOTES: Rated as the consensus No. 1 prep player in the state of South Carolina... a 4-star player who Rivals ranked as the No. 7 power forward and No. 43 overall... attended the NBA Top 100 Camp in the summer of 2021 where he was ranked among the top-10 players at the event... played for legendary coach Thomas Ryan at Dorman HS.

SEASON HIGHS

Pts: 22, 12/3/22 vs. SDSU
Rebs: 15, 11/15/22 at South Alabama
Asts: 4, 12/3/22 vs. SDSU
Blks: 3, 12/13/22 vs. Memphis

**23 NICK PRINGLE**

JR. / F / 6-9 / 220 / SEABROOK, S.C. (DODGE CITY CC)

	PPG	RPG	APG	SPG	BPG	MPG
22-23	2.3	2.4	0.3	0.3	0.5	7.6
CAREER	2.2	2.3	0.1	0.4	0.3	6.9

LAST GAME: 4 minutes, 1 rebound and 2 blocks

NOTES: Rated as the No. 1 JUCO power forward and No. 2 overall JUCO prospect by 247Sports Composite... recorded a season-high 20 points against Cloud County... recorded a season-high 20 rebounds against Hutchinson... recorded seven double doubles in first season... had 14 double digit rebounding games in the 2021-22 season.

SEASON HIGHS

Pts: 14, 12/20/22 vs. Jackson State
Rebs: 9, 12/20/22 vs. Jackson State
Asts: 2, 12/20/22 vs. Jackson State
Blks: 3, 11/7/22 vs. Longwood

**24 BRANDON MILLER**

FR. / F / 6-9 / 200 / ANTIOCH, TENN. (CANE RIDGE HS)

	PPG	RPG	APG	SPG	BPG	MPG
22-23	19.1	8.5	1.9	0.9	0.8	33.3
CAREER	19.1	8.5	1.9	0.9	0.8	33.3

LAST GAME: 19 points, 7 rebounds, 1 steal and 1 block

NOTES: Preseason Second Team All-SEC... Julius Erving Award Watch List... 2022 McDonald's All-American and five-star prospect... ranked as the No. 3 small forward in the 2022 class and the No. 11 overall player nationally by 247Sports... ESPN ranked him as the No. 13 overall player in 2022 class... projected 2023 NBA Lottery pick.

SEASON HIGHS

Pts: 36, 12/17/22 vs. Gonzaga
Rebs: 14, 12/20/22 vs. Jackson State
Asts: 5, 12/13/22 vs. Memphis
Blks: 2, 2x, last 12/13/22 vs. Memphis

**25 NIMARI BURNETT**

SO. / G / 6-4 / 190 / CHICAGO, ILL. (TEXAS TECH)

	PPG	RPG	APG	SPG	BPG	MPG
22-23	7.9	2.3	0.8	0.2	0.3	18.7
CAREER	6.4	2.0	0.8	1.1	0.4	18.2


LAST GAME: DNP

NOTES: Medically redshirted last season... played in 12 games for Texas Tech in 2020-21 and averaged 5.3 points, 1.8 rebounds and 1.4 steals in 17.8 minutes per contest... held a five-star rating with ESPN, who rated him as the No. 22 overall player and the No. 4 shooting guard in the country... 2020 McDonald's All-American.

SEASON HIGHS

Pts: 18, 11/18/22 vs. Jacksonville St.
Rebs: 4, 2x, last 11/18/22 vs. Jacksonville St.
Asts: 2, 12/3/22 vs. SDSU
Blks: 1, 2x, last 11/18/22 vs. Jacksonville St.

LAST TIME OUT: ALABAMA 78, KENTUCKY 52 - GAME 15 - JAN. 7, 2023



Official Basketball Box Score - Final

Kentucky at Alabama

01/07/23 Coleman Coliseum, Tuscaloosa

2022-23 Men's Basketball

Game Time: 12:00 PM

Game Duration: 2:02

Attendance: 13,474

Kentucky - 52

Record: 10-5 (1-2)

Officials: Don Daly, K.B. Burdett Jr., Byron Jarrett

NO.	Name	Min	FG M-A	3P M-A	FT M-A	Rebounds OR DR TOT	Fouls PF FD	TP	AS	TO	ST	Blocks BS BA	+/-
0	Jacob Toppin	F 25:16	1-10	1-1	0-0	3 3 6	3 0	3	0	0	0	2 2 1	-15
24	Chris Livingston	F 22:46	2-6	0-3	0-0	2 1 3	1 0	4	0	1	0	0 0	-19
34	Oscar Tshiebwe	F 22:50	1-7	0-0	2-2	4 2 6	4 3	4	0	4	0	1 2	-25
2	Sahvir Wheeler	G 35:02	7-16	0-2	1-2	1 1 2	4 3	15	3	1	1	0 0	-23
22	Cason Wallace	G 22:44	1-13	0-6	0-0	1 4 5	3 0	2	3	1	1	0 0	-23
4	Daimion Collins	14:39	2-3	0-0	0-0	1 1 2	1 2	4	0	1	1	1 0	-12
33	Ugonna Oryenso	11:16	0-2	0-0	0-0	1 3 4	1 0	0	0	1	0	1 0	-3
12	Antonio Reeves	21:06	7-13	4-7	2-4	2 2 4	1 3	20	0	1	0	0 1	-12
3	Adou Thiero	18:22	0-2	0-1	0-0	1 4 5	2 1	0	1	1	1	1 1	-1
55	Lance Ware	05:59	0-1	0-0	0-0	0 0 0	0 0	0	0	0	0	0 1	3
Team						4 4 8		0					
Totals			21-73	5-20	5-8	20 25 45	20 12	52	7	11	4	6 6	-26

Technical Fouls: Wheeler 2nd 10:30

Alabama - 78

Record: 13-2 (3-0)

NO.	Name	Min	FG M-A	3P M-A	FT M-A	Rebounds OR DR TOT	Fouls PF FD	TP	AS	TO	ST	Blocks BS BA	+/-
15	Noah Clowney	F 25:55	2-5	1-2	3-5	0 6 6	0 3	8	1	0	0	0 2	23
24	Brandon Miller	F 33:34	7-15	2-6	3-3	2 5 7	0 2	19	0	1	1	1 0	32
14	Charles Bediako	C 29:12	4-6	0-0	1-4	2 4 6	4 3	9	2	2	0	2 1	33
0	Jaden Bradley	G 22:15	2-4	0-0	2-2	0 4 4	3 1	6	3	3	1	0 1	21
1	Mark Sears	G 30:58	4-10	2-6	6-8	0 6 6	0 7	16	4	2	6	0 0	22
3	Rylan Griffen	12:07	2-4	2-3	0-0	0 3 3	1 0	6	1	0	0	0 1	1
4	Noah Gurley	17:02	1-2	0-1	0-0	1 1 2	2 0	2	0	0	0	1 0	3
5	Jahvon Quinerly	18:00	4-7	1-3	3-3	0 1 1	3 2	12	2	0	1	0 0	5
10	Dom Welch	06:26	0-1	0-1	0-0	1 0 1	0 0	0	0	1	0	0 1	-5
23	Nick Pringle	04:31	0-0	0-0	0-1	0 1 1	0 1	0	0	0	0	2 0	-5
Team						2 2 4		0					
Totals			26-54	8-22	18-26	8 33 41	13 19	78	13	9	9	6 6	26

Technical Fouls: Quinerly 2nd 10:30

	UK	BAMA	Points from	UK	BAMA	Period by Period Scoring		
Biggest lead	0 (1 st 20:00)	31 (2 nd 4:49)	Turnovers	2	8	1st	2nd	TOT
Best Scoring Run	5 (1 st 12:08)	11 (2 nd 14:07)	Paint	20	36	UK	24	28
Lead Changes	0		Second Chance	15	10	BAMA	35	43
Times Tied	0		Fast Breaks	4	21			
Time with Lead	00:00	39:43	Bench	24	20			

TUSCALOOSA, Ala. – The No. 7/7 Alabama men's basketball team limited No. 26/25 Kentucky to its lowest point total of the season in a dominant 78-52 victory in front of a sold-out crowd in Coleman Coliseum Saturday afternoon. The Crimson Tide limited the Wildcats to a season-low point total and under 30 percent shooting in route to UA's largest win in the modern era and the second-biggest road loss under UK head coach John Calipari

Alabama improved to 13-2 overall and 3-0 in Southeastern Conference play, marking its best start in 21 years, dating back to the 2001-02 campaign.

The Crimson Tide's defense was relentless throughout the contest which helped limit the reigning consensus National Player of the Year Oscar Tshiebwe scoreless until midway through the second half. Tshiebwe would finish with four points, six rebounds and four turnovers as UA held the Wildcats to just 28.8 percent (21-of-73) from the floor and 35.0 percent (5-of-20) from beyond the arc.

Alabama had three players in double figures, led by Brandon Miller with 19 points. Mark Sears added 16 points and Jahvon Quinerly scored 12 points to lead the offensive effort. Miller pulled down a team-leading seven boards while Sears collected a team-leading four assists in the win.

GAME STATS

- Alabama led the contest wire-to-wire, including its largest lead of 31 points (72-41) late in the game
- Brandon Miller topped the Tide on offense with a game-leading 17 points, along with contributing five rebounds and two assists in the effort
- Alabama's 13-2 start is its best since the 2001-02 season, and UA is now 8-0 inside of Coleman Coliseum for the season

- UA is now 3-0 in conference play for the second time in the past three seasons
- The Crimson Tide turned the ball over less than 10 times for the second consecutive game
- UA dominated the interior, scoring 36 points in the paint compared to 20 by the Wildcats
- Alabama posted 13 assists to Kentucky's seven
- Alabama's 26-point win is the largest true road loss in the John Calapari era since Feb. 16, 2013 against Tennessee (88-58)

COACH OATS POSTGAME COMMENTS

"I can't say enough about our guys and how hard they played on defense and how locked in to the scouting report they were. I thought (Mark) Sears was unbelievable. He got in there and made a bunch of tough plays and rebounds. I thought Charles (Bediako) was great on (Oscar) Tshiebwe. Kentucky's going to be alright. They had a bad shooting night, and our guys did a great job defensively on him. It was good. I thought we showed growth. We were up 27 against Ole Miss and let them cut it to 15. I think it was the under-eight media timeout and we were up 27 again, ironic how it worked out that way. I sat in the huddle and asked, 'What are we going to do from here?', and we pushed the lead to 31 instead of letting them back in it. We're learning, and we're trying to get a little bit better every game. The crowd was unbelievable. Students aren't in school until Wednesday, the first day of class, so for them to show up and support us like they did was great. We're trying to put a program and product out there that everyone is proud to support, and they definitely supported us tonight, so I just want to thank everybody for that."

2022-23 TOP PERFORMANCES

CATEGORY	ALABAMA	OPPONENTS
Points	36 by Brandon Miller vs. Gonzaga, 12/17/22	34 by Caleb Love, North Carolina, 11/27/22
Field Goals Made	12 by Brandon Miller vs. Gonzaga, 12/17/22	13 by Caleb Love, North Carolina, 11/27/22
Field Goal Attempts	26 by Jahvon Quinerly vs. North Carolina, 11/27/22	36 by Caleb Love, North Carolina, 11/27/22
3-Pointers Made	7, 2x, last by Mark Sears vs. North Carolina, 11/27/22	4 by Antonio Reeves, Kentucky, 1/7/23
3-Pointers Attempted	12 by Noah Clowney vs. South Dakota State, 12/3/22	11 by Caleb Love, North Carolina, 11/27/22
Rebounds	16 by Charles Bediako vs. North Carolina, 11/27/22	15 by D.J. Jeffries, Mississippi State, 12/28/22
Assists	8, 2x, last by Jahvon Quinerly vs. North Carolina, 11/27/22	10 by Drew Timme, Gonzaga, 12/27/22
Steals	6 by Mark Sears vs. Kentucky, 1/7/23	5 by Malachi Smith, Gonzaga, 12/17/22
Blocks	5 by Charles Bediako vs. South Dakota State, 12/3/22	5 by J'Wan Roberts, Houston, 12/10/22

TIDE

TALE OF THE TAPE

RAZORBACKS

2022-23	Season	2022-23
13-2	Overall	12-3
8-2	Last 10	8-2
4-1	Last 5	3-2
82.9	PPG	76.2
69.7	OPP PPG	62.9
+13.2	Margin	+13.3
.444	FG%	.475
.378	FG% DEF	.414
.349	3PT%	.287
.278	3PT% DEF	.290
9.9	3PT MPG	4.7
.709	FT%	.703
46.1	RPG	36.5
37.9	OPP RPG	30.9
+8.3	Margin	+5.6
15.2	APG	13.5
15.9	TOs PG	12.9
5.7	BPG	4.8
6.1	SPG	9.8

SERIES HISTORY

Overall Series Record	Arkansas leads, 35-31
Last Five Contests	Arkansas leads, 3-2
Last 10 Contests	Arkansas leads, 7-3
At Arkansas	Arkansas leads, 20-6 (Alabama Streak: lost 5)
At Alabama	Alabama leads, 22-8 (Alabama Streak: won 2)
At Coleman Coliseum	Alabama leads, 21-8
Neutral Site	Arkansas leads, 8-2
Series Streak	Arkansas' streak is currently at 1
Last Meeting	Feb. 12, 2022 (Alabama defeated Arkansas 68-67)

ABOUT ARKANSAS

- The Razorbacks were picked by the league's media as the second-favorite to win the SEC regular-season title, behind Kentucky
- The matchup features two of the best scorers in the conference as Arkansas' Ricky Council IV ranks No. 3 in the SEC, averaging 18.1 points per game, while Alabama's Brandon Miller ranks No. 1, scoring 19.1 points per contest
- This is the second meeting between Alabama and Arkansas during the Nate Oats-Eric Musselman era where both teams are ranked in the AP Top 25 Poll
- Arkansas and Alabama both rank in the top-25 in the country in free throws attempted per game, as the Razorbacks rank No. 23 in the nation (22.9) while Alabama is No. 9 in the country (24.9)
- Arkansas has two players that rank in the top-five in rebounds per game during SEC play in Makhi Mitchell and Jordan Walsh, each tied at No. 3 averaging 8.6 rebounds per game
- Arkansas has won 17 straight in Bud Walton Arena and is now 175-68 in SEC games in the building.
- Arkansas is 48-51 when ranked and playing a ranked opponent, including an 18-5 mark when doing so at home. The Hogs have won six straight when ranked at home and hosting a ranked opponent, including four-straight under Coach Musselman
- Arkansas has forced 20-plus turnovers five times in 15 games this season

ASSOCIATED PRESS POLL

WEEK 9 (JAN. 9)				
Rank	Team (FPV)	Record	Points	Prev. Rank
1	Houston (34)	16-1	1,457	2
2	Kansas (22)	14-1	1,440	3
3	Purdue (4)	15-1	1,386	1
4	Alabama	13-2	1,288	7
5	Tennessee	13-2	1,231	8
6	UConn	15-2	1,206	4
7	UCLA	14-2	1,108	10
8	Gonzaga	14-3	1,070	9
9	Arizona	14-2	1,049	5
10	Texas	13-2	940	6
11	Kansas State	14-1	818	NR
12	Xavier	13-3	793	18
13	Virginia	11-3	712	11
14	Iowa State	12-2	697	25
15	Arkansas	12-3	613	13
16	Miami (Fla.)	13-2	604	12
17	TCU	13-2	553	17
18	Wisconsin	11-3	448	14
19	Providence	14-3	358	NR
20	Missouri	13-2	317	20
21	Auburn	12-3	256	22
22	Charleston	16-1	246	23
23	San Diego State	12-3	222	NR
24	Duke	12-4	221	16
25	Marquette	13-4	131	NR

Others Others receiving votes: Baylor 93, Clemson 43, Florida Atlantic 33, Indiana 30, **Michigan State 24**, Saint Mary's 24, Northwestern 21, Rutgers 13, Illinois 13, **Mississippi State 13**, Ohio State 9, North Carolina State 4, Creighton 4, **North Carolina 4**, LSU 3, Pittsburgh 2, New Mexico 2, Nevada 1

USA TODAY/COACHES POLL

WEEK 9 (JAN. 9)				
Rank	Team (FPV)	Record	Points	Prev. Rank
1	Houston (14)	16-1	774	2
2	Kansas (12)	14-1	767	3
3	Purdue (6)	15-1	734	1
4	Alabama	13-2	676	7
5	Tennessee	13-2	655	9
6	UCLA	14-2	603	8
7	UConn	15-2	601	5
8	Gonzaga	14-3	569	10
9	Arizona	14-2	535	4
10	Texas	13-2	462	6
11	Xavier	13-3	428	18
12	Virginia	11-3	395	11
13	Kansas State	14-1	370	NR
14	Iowa State	12-2	332	25
15	Miami (Fla.)	13-2	329	12
16	Arkansas	12-3	290	13
17	TCU	13-2	269	17
18	Wisconsin	11-3	240	15
19	Providence	14-3	206	NR
20	Missouri	13-2	193	21
21	Duke	12-4	165	14
22	Auburn	12-3	159	20
23	Marquette	13-4	123	NR
24	Charleston	16-1	77	NR
25	San Diego State	12-3	72	NR

Others Others receiving votes: Illinois 50; Baylor 48; Clemson 45; **Michigan St. 38**; Ohio St. 32; Saint Mary's 30; Indiana 29; Northwestern 15; Maryland 13; Florida Atlantic 13; **Kentucky 11**; **North Carolina 10**; Rutgers 8; New Mexico 7; Louisiana State 6; Pittsburgh 5; Iowa 5; **Mississippi State 4**; Texas Tech 3; Nevada 2; Texas A&M 1; Boise St. 1

QUICK FACTS

Location	Tuscaloosa, Ala.
Enrollment	38,645
Founded	April 12, 1831
Conference	Southeastern (West)
Colors	Crimson and White
Nickname	Crimson Tide
President	Dr. Stuart Bell
Director of Athletics	Greg Byrne
Faculty Athletics Representative	Dr. James King
Sport Administrator	Shane Lyons
Arena	Coleman Coliseum (14,474)

Coaching Staff

Head Coach	Nate Oats
Alma Mater	Maranatha Baptist, 1998
Record at Alabama	74-38 .661 (4th Season)
Career Record	170-81 .677 (8th Season)
Assistant Coaches	Charlie Henry Bryan Hodgson Antoine Pettway
Director of Scouting & Analytics	Adam Bauman
Director of Video Services	Derek Rongstad
Director of Player Development	Christian Pino
Director of Basketball Operations	Josh Pierre
Strength and Conditioning	Henry Barrera
Athletic Trainer	Clarke Holter
Nutritionist	Amanda Branson
Graduate Managers	Jamie Baker, Brady Goka, Dom Johnson, Tayyab Zahid

Team Information

2021-22 Record	19-14
2021-22 SEC Record	9-9
2022 Postseason	NCAA Tournament (First Round)
Final Rankings (AP/Coaches)	NR/NR
2021-22 H/A/N Record	13-4/3-7/3-3
Starters Returning/Lost	1/4
Letterwinners Returning/Lost	10/6
Newcomers (including transfers)	5

Program History

All-Time Record	1,749-1,084-1 (.617)
SEC Record	827-637 (.565)
SEC Regular Season Championships	8
SEC Tournament Record	70-54 (.564)
SEC Tournament Championships	7
NCAA Appearances	22 (21-22, .488)
NIT Appearances	16

Athletics Communications

Director (Basketball Contact)	Steven Gonzalez
Office	205-348-6084
Mobile	602-803-0521
E-mail	sgonzalez@ia.ua.edu
Secondary Basketball Contact	Allese Williams
E-mail	awilliams@ia.ua.edu
Fax	205-348-8841
Website	www.RollTide.com
Mailing Address	1201 Coliseum Drive - Room 170 Tuscaloosa, Ala. 35487

2022-23 NUMERICAL ROSTER

No.	Name	Pos.	Ht.	Wt.	Cl.	Major	Hometown (Previous School)
0	Jaden Bradley	G	6-3	185	Fr.	Sport Management	Rochester, N.Y. (IMG Academy)
1	Mark Sears%	G	6-1	185	Jr.	--	Muscle Shoals, Ala. (Ohio)
2	Darius Miles	F	6-6	185	Jr.	Communication	Washington, D.C. (IMG Academy)
3	Rylan Griffen	G	6-5	180	Fr.	Kinesiology	Dallas, Texas (Richardson HS)
4	Noah Gurley	F	6-8	210	Gr.	Sport Hospitality	Fayetteville, Ga. (Furman)
5	Jahvon Quinerly	G	6-1	175	Sr.	General Studies	Hackensack, N.J. (Villanova)
10	Dom Welch#	G	6-5	205	Gr.	--	Buffalo, N.Y. (St. Bonaventure)
12	Delaney Heard	G	6-3	198	Jr.	Kinesiology	Canton, Ga. (Oak Hill Academy)
14	Charles Bediako	C	7-0	215	So.	Finance	Brampton, Ontario (IMG Academy)
15	Noah Clowney	F	6-10	210	Fr.	Psychology	Spartanburg, S.C. (Dorman HS)
23	Nick Pringle	F	6-9	220	Jr.	Communication	Seabrook, S.C. (Dodge City CC)
24	Brandon Miller	F	6-9	200	Fr.	Business	Antioch, Tenn. (Cane Ridge HS)
25	Nimari Burnett^	G	6-4	190	So.	Business	Chicago, Ill. (Texas Tech)
30	Adam Cottrell	G	6-3	200	Sr.	Operations Management	Flowery Branch, Ga. (Lakeview Academy)
31	Max Scharnowski	F	6-6	205	Jr.	Biology	Elgin, Ill. (Wheaton Academy)
32	Kai Spears	G	6-2	160	Fr.	Business	Pittsburgh, Pa. (Bishop Canevin HS)
34	Jaden Quinerly	G	6-0	155	So.	Business	Hackensack, N.J. (Ramsey HS)

^ Injured and was redshirted during the 2021-22 season

% - Transfer

- Grad Transfer

2022-23 ALPHABETICAL ROSTER

No.	Name	Pos.	Ht.	Wt.	Cl.	Major	Hometown (Previous School)
14	Charles Bediako	C	7-0	215	So.	Finance	Brampton, Ontario (IMG Academy)
0	Jaden Bradley	G	6-3	185	Fr.	Sport Management	Rochester, N.Y. (IMG Academy)
25	Nimari Burnett^	G	6-4	190	So.	Business	Chicago, Ill. (Texas Tech)
15	Noah Clowney	F	6-10	210	Fr.	Psychology	Spartanburg, S.C. (Dorman HS)
30	Adam Cottrell	G	6-3	200	Sr.	Operations Management	Flowery Branch, Ga. (Lakeview Academy)
3	Rylan Griffen	G	6-5	180	Fr.	Kinesiology	Dallas, Texas (Richardson HS)
4	Noah Gurley	F	6-8	210	Gr.	Sport Hospitality	Fayetteville, Ga. (Furman)
12	Delaney Heard	G	6-3	198	Jr.	Kinesiology	Canton, Ga. (Oak Hill Academy)
2	Darius Miles	F	6-6	185	Jr.	Communication	Washington, D.C. (IMG Academy)
24	Brandon Miller	F	6-9	200	Fr.	Business	Antioch, Tenn. (Cane Ridge HS)
23	Nick Pringle	F	6-9	220	Jr.	Communication	Seabrook, S.C. (Dodge City CC)
34	Jaden Quinerly	G	6-0	155	So.	Business	Hackensack, N.J. (Ramsey HS)
5	Jahvon Quinerly	G	6-1	175	Sr.	General Studies	Hackensack, N.J. (Villanova)
31	Max Scharnowski	F	6-6	205	Jr.	Biology	Elgin, Ill. (Wheaton Academy)
1	Mark Sears%	G	6-1	185	Jr.	--	Muscle Shoals, Ala. (Ohio)
32	Kai Spears	G	6-2	160	Fr.	Business	Pittsburgh, Pa. (Bishop Canevin HS)
10	Dom Welch#	G	6-5	205	Gr.	--	Buffalo, N.Y. (St. Bonaventure)

^ Injured and was redshirted during the 2021-22 season

% - Transfer

- Grad Transfer

CLASS

FRESHMAN

Jaden Bradley
Noah Clowney
Rylan Griffen
Brandon Miller
Kai Spears

SOPHOMORES

Charles Bediako
Nimari Burnett

JUNIORS

Delaney Heard
Darius Miles
Nick Pringle
Jaden Quinerly
Max Scharnowski
Mark Sears

SENIORS/GRADUATES

Adam Cottrell
Noah Gurley (Gr.)
Jahvon Quinerly
Dom Welch (Gr.)

PRONUNCIATION GUIDE

PLAYERS

Charles Bediako	Bed-EE-ah-koe
Nimari Burnett	Nih-mahr-EE
Jahvon Quinerly	Juh-VON
Max Scharnowski	SCAR-Now-Skee

COACHES

Adam Bauman	BO-man
Bryan Hodgson	HODGE-sun
Antoine Pettway	PETT-way

BLUE COLLAR PTS

The Hard Hat Award is something created by head coach Nate Oats which is handed out to a Crimson Tide men's basketball player at the end of each game. The Blue Collar point system accumulates over the course of a game with the highest game total receiving the Hard Hat. Deflections, steals, blocks, rebounds and loose balls count for one point. Offensive rebounds are worth 1.5 points, floor dives are two and charges are worth four points. Below is Blue Collar list for each game and cumulative totals from last year:

OPPONENT	TEAM TOTAL	HARD HAT AWARD
Longwood.....	112.5	Charles Bediako (26.5)
Liberty.....	85.5	Rylan Griffen (14)
South Alabama.....	87.0	Noah Clowney (18.5)
Jacksonville State.....	80.5	Brandon Miller (12.5)
Michigan State.....	79.0	Brandon Miller (20.5)
UConn.....	77.5	Noah Clowney (23)
North Carolina.....	123.5	Charles Bediako (44.5)
South Dakota State.....	87.5	Noah Clowney (34)
Houston.....	73	Noah Clowney (18)
Memphis.....	68	Noah Clowney (17.5)
Gonzaga.....	68.5	Noah Clowney (19.5)
Jackson State.....	99	Nick Pringle (21.5)
Mississippi State.....	85	Brandon Miller (15)
Ole Miss.....	72	Charles Bediako (16)
Kentucky.....	85.5	Mark Sears (15)

HARD HAT WINNERS

Noah Clowney.....	6
Charles Bediako.....	3
Brandon Miller.....	3
Rylan Griffen.....	1
Nick Pringle.....	1
Mark Sears.....	1

CUMULATIVE BLUE COLLAR POINTS TOTAL

Noah Clowney.....	214
Charles Bediako.....	212
Brandon Miller.....	195.5
Rylan Griffen.....	104.5
Mark Sears.....	107
Noah Gurley.....	87.5
Jaden Bradley.....	86
Nick Pringle.....	75
Nimari Burnett.....	62.5
Jahvon Quinerly.....	42.5
Darius Miles.....	12.5
Dom Welch.....	9.5
Jaden Quinerly.....	5.5
Max Scharnowski.....	3.5
Adam Cottrell.....	3
Delaney Heard.....	2

TOTALS..... 1,283.5

SEASON DEFLECTIONS

Mark Sears.....	26
Brandon Miller.....	16
Noah Clowney.....	15
Jaden Bradley.....	13
Rylan Griffen.....	11
Charles Bediako.....	10
Noah Gurley.....	10
Nick Pringle.....	6
Nimari Burnett.....	5
Jahvon Quinerly.....	4
Adam Cottrell.....	2

TOTALS..... 110

BREAKING DOWN THE STARTING LINEUP

Opponent (W/L)	G	G	G	F	F
Longwood (W)	Sears	Burnett	Miller	Clowney	Bediako
Liberty (W)	Sears	Burnett	Miller	Clowney	Bediako
South Alabama (W)	Sears	Burnett	Miller	Clowney	Bediako
Jacksonville State (W)	Sears	Burnett	Miller	Clowney	Bediako
vs. #12 Michigan State	Sears	Burnett	Miller	Clowney	Bediako
vs. #20 UConn	Sears	Burnett	Miller	Clowney	Bediako
vs. #1 North Carolina	Sears	Burnett	Miller	Clowney	Bediako
South Dakota State	Sears	Burnett	Miller	Clowney	Bediako
at #1 Houston	Sears	Burnett	Miller	Clowney	Bediako
Memphis	Sears	Bradley	Miller	Clowney	Bediako
vs. #15 Gonzaga	Sears	Bradley	Miller	Clowney	Bediako
Jackson State	Sears	Bradley	Miller	Gurley	Bediako
Mississippi State	Sears	Bradley	Miller	Clowney	Bediako
Ole Miss	Sears	Bradley	Miller	Clowney	Bediako
Kentucky	Sears	Bradley	Miller	Clowney	Bediako
at Arkansas					
LSU					
at Vanderbilt					
at Missouri					
Mississippi State					
at Oklahoma					
Vanderbilt					
at LSU					
Florida					
at Auburn					
at Tennessee					
Georgia					
at South Carolina					
Arkansas					
Auburn					
at Texas A&M					

Consecutive starts: Sears 15, Bradley 6, Miller 15, Clowney 3, Bediako 15

Number of different starting lineups: 3

Record by Lineup (bold indicates most recent lineup)

4-1	Sears, Bradley, Miller, Clowney, Bediako
1-0	Sears, Bradley, Miller, Gurley, Bediako
8-1	Sears, Burnett, Miller, Clowney, Bediako

SPECIALTY STATS

Opponent	Paint	Pts off			
		T/O	2ndCh	FastB	Bench
LONGWOOD	24	11	8	2	27
ALABAMA	48	10	19	11	29
LIBERTY	18	14	4	0	16
ALABAMA	34	16	17	11	38
SOUTH ALABAMA	36	17	14	10	5
ALABAMA	22	7	22	12	17
JACKSONVILLE STATE	14	9	10	0	10
ALABAMA	22	24	21	16	32
MICHIGAN STATE	38	18	11	12	24
ALABAMA	30	7	15	10	13
UCONN	34	23	5	13	20
ALABAMA	30	11	12	17	23
NORTH CAROLINA	54	13	18	24	14
ALABAMA	40	20	15	15	47
SOUTH DAKOTA STATE	32	3	7	0	9
ALABAMA	28	15	19	14	8
HOUSTON	38	18	14	7	10
ALABAMA	30	17	11	7	27
MEMPHIS	54	13	11	18	26
ALABAMA	32	17	9	18	26
GONZAGA	50	23	7	12	19
ALABAMA	42	11	11	18	16
JACKSON STATE	24	17	9	8	25
ALABAMA	46	27	4	18	29
MISSISSIPPI STATE	18	17	11	11	32
ALABAMA	26	11	6	14	16
OLE MISS	36	6	16	4	30
ALABAMA	38	12	14	10	23
KENTUCKY	20	2	15	4	24
ALABAMA	36	8	10	21	20

OPPONENT Totals **482** **186** **149** **113** **267**
Average/Game **32.1** **12.4** **9.9** **7.5** **17.8**

ALABAMA Totals **512** **224** **201** **214** **375**
Average/Game **34.1** **14.9** **13.4** **14.2** **25.0**

ABOUT ALABAMA BASKETBALL

- Alabama is in its 110th season of basketball in 2022-23. The Tide's first season of hoops came in 1912-13. There was no season in 1943-44 due to World War II.
- After having the No. 1 strength of schedule in the nation a year ago, Alabama's non-conference slate will be stacked once again as it features nine teams (out of 13 games) that played in last year's NCAA Tournament. In all, the Tide will face 10 teams that are either ranked or receiving votes in the preseason top-25 poll.
- Alabama welcomes the highest ranked recruiting class in program history, including McDonald's High School All-Americans Jaden Bradley and Brandon Miller, along with four-star prospects Noah Clowney and Rylan Griffen.
- In addition to the four freshmen, Alabama also added transfers Mark Sears from Ohio, Dom Welch from St. Bonaventure and Nick Pringle from Dodge City CC, who was rated as the No. 1 JUCO power forward prospect in the country.
- The 2022-23 Crimson Tide roster features four McDonald's All-Americans. In addition to Bradley (2022) and Miller (2022), Nimari Burnett (2020) and Quinerly (2019) also earned the national honor. It is the most McDonald's All-Americans on the same roster in program history.
- During the non-conference slate Alabama will play four teams that are predicted to finish first in its conference.

ALABAMA'S DUO EARN PRESEASON ALL-CONFERENCE

- The Southeastern Conference announced the league's 2023 men's basketball preseason honors, as Jahvon Quinerly led the way being named First Team All-SEC by the coaches.
- Quinerly is coming off ACL injury sustained in the NCAA Tournament against Notre Dame.
- In addition to being named First Team All-SEC by the coaches, Quinerly was also named Second Team All-SEC in the preseason media poll. Joining Quinerly on the Second Team All-SEC is freshman Brandon Miller.

NATIONAL PRESEASON HONORS

CHARLES BEDIAKO

- Kareem Abdul-Jabbar Award Watch List
- Earned SEC All-Freshman Team accolades last season
- Finished the 2021-22 season with a team-leading 51 blocked shots on the year while his 1.6 blocks per game average was fifth-best in the SEC
- Led the team in field goal percentage (.692) and was fourth in rebounds (4.3) and total steals (21)
- Led Alabama in total dunks for the season (43) last season
- Rated as a four-star prospect by 247Sports, who has him ranked No. 26 overall and the No. 4 player at his position coming out of high school

BRANDON MILLER

- John R. Wooden Award Watch List
- Julius Erving Award Watch List
- Preseason Second Team All-SEC (Coaches)
- Preseason Second Team All-SEC (Media)
- 2021 McDonald's All-American and a consensus five-star prospect
- One of the top-rated players to ever sign at Alabama who is ranked as the No. 3 small forward in the 2022 class and the No. 11 overall player nationally by 247Sports
- ESPN ranks him as the No. 13 overall player and No. 4 small forward in the 2022 class
- 2021 and 2022 Tennessee Gatorade Player of the Year and the No. 1-ranked prospect in the state
- Averaged 24.1 points, 8.5 rebounds, 4.3 assists, and 2.3 steals per game for Cane Ridge, leading the Ravens to a 15-1 record and a Class AAA state championship game
- Invited to the Nike Elite 100 camp as freshman and attended the Pangos All-American and NBPA Top 100 Camp
- Suited up for Bradley Beal Elite in the Nike EYBL and averaged 12.9 points, 8.9 rebounds and 2.3 assists per contest

JAHVON QUINERLY

- Bob Cousy Award Watch List
- Preseason First Team All-SEC (Coaches)
- Preseason Second Team All-SEC (Media)
- SEC Tournament Most Outstanding Player (2021)
- SEC All-Tournament Team (2021)
- McDonald's All-American (2018)
- Finished last season ranked second on the team in scoring (13.8 ppg), assists (4.2 apg) and in field goals both made (165) and attempted (401)
- Ranked eighth in the SEC in assists per game, 12th in scoring

RECORD WHEN...

At home	9-0
On the road	3-0
At neutral sites	2-2
In SEC games	3-0
SEC home games	2-0
SEC road games	1-0
In non-conference games	10-2
In postseason games	0-0
In overtime	0-0

In games decided by ...

3 points or less (one possession games)	2-0
4-6 points or less (two possession games)	1-0
7 points or more	10-2

Leading at the half	12-0
Trailing at the half	1-2
Tied at the half	0-0

Shooting 40% or better	10-2
Shooting less than 40%	3-0
Opponent 40% or better	3-2
Opponent shoots less than 40%	10-0
Shooting same or better than opponent	10-0
Shooting worse than opponent	2-2

Outrebounding opponent	10-2
Opponent outrebounds UA	3-0
Rebounds are tied	0-0

70% or better on FT	6-2
less than 70% on FT	7-0
More FT att. than opponent	10-2
Less FT att. than opponent	2-0
Same FT att. as opponent	1-0

40% or better on 3PT	4-0
Less than 40% on 3PT	9-2

More turnovers than opponent	7-2
Less turnovers than opponent	6-0
Same turnovers as opponent	0-0

Scoring 80 or more points	7-1
Scoring 70-79 points	5-0
Scoring 60-69 points	1-1
Scoring 50-59 points	0-0
Scoring less than 50 points	0-0

Allowing 80 or more points	2-2
Allowing 70-79 points	1-0
Allowing 60-69 points	6-0
Allowing 50-59 points	4-0
Allowing less than 50 points	0-0

On Sunday	1-0
On Monday	1-0
On Tuesday	4-0
On Wednesday	1-0
On Thursday	1-0
On Friday	2-1
On Saturday	3-1

In November	6-1
In December	5-1
In January	2-0
In February	0-0
In March	0-0

FOREIGN TOUR

- The Crimson Tide ended the 2022 Foreign Tour with a perfect 3-0 record, which included wins over the Chinese National Team (89-77), the Spain Select Team (108-64) and Lithuania B National Team (120-61)
- Head coach Nate Oats started three different starting lineups on the Tide's Foreign Tour
- The Hard Hat Award winners for the three games were Nimari Burnett, Rylan Griffen and Brandon Miller
- Across three three games overseas, Miller led the Tide in scoring at 22.0 points per contest.

NATION'S BEST REBOUNDING TEAM

- The Crimson Tide is the only team in the SEC to have three players in the top 10 in rebounds per game as, Noah Clowney (8.5 rpg) and Brandon Miller rank No. 3 in the conference (8.5 rpg) and Charles Bediako is No. 10 (6.3)
- Alabama has outrebounded 12 of its 15 opponents this season by a margin of 8.3, which is No. 13 in Division I
- The Tide grabbed 67 rebounds in their season opener against Longwood, which is tied for the fourth most in a game this season by a Division I team
- Noah Clowney has grabbed double-digit rebounds in five contests this season and ranks No. 63 in the country in rebounds per game
- Alabama is one of two teams (Arizona) to have two players rank in the top 70 in the country in rebounds per game, with Noah Clowney ranked and Brandon Miller ranked No. 63 with 8.5 per game

DOM WELCH - A TRIBUTE TO BUFFALO

- Dom Welch, the graduate transfer from St. Bonaventure, makes his way to Tuscaloosa after four seasons with the Bonnies
- After wearing No. 1 for the last four seasons at St. Bonaventure, Welch has changed his jersey number to No. 10, as the native of Buffalo, N.Y. will honor the 10 victims from the Tops Supermarket shooting and represent his home city
- Finished his four-year career with the Bonnies with 1,198 points and finished third for career three-pointers (257) and 21st in rebounding (649) as well as 32nd in scoring

BAMA IN THE PROS

- Here is a list of the former Alabama players that are currently playing professionally:

Player	Team
Jordan Bruner	Imortal Basket (Portugal)
JD Davidson	Maine Celtics
Keon Ellis	Sacramento Kings
JaMychal Green	Golden State Warriors
Donta Hall	AS Monaco (France)
Herb Jones	New Orleans Pelicans
Kira Lewis Jr.	New Orleans Pelicans/Birmingham Squadron
Retin Obasohan	ASVEL Basket (France)
John Petty	Birmingham Squadron
Levi Randolph	Hapoel Jerusalem (Israel)
Alex Reese	Luxembourg Amicale Steesel
Jaden Shackelford	Oklahoma City Blue
Colin Sexton	Utah Jazz

THE TIDE IN THE NATIONAL POLLS

MEDIA OUTLET	ALABAMA'S RANKING
AP Top 25	No. 8
USA Today Coaches Poll	No. 9
NET Rankings	No. 6
Rothstein 45	No. 6
CBS Top 25	No. 6
ESPN BPI	No. 7
KenPom	No. 8
Andy Katz Power 36	No. 10

BY THE NUMBERS

1

The Tide rank No. 1 in the country in rebounds per game and defensive rebounds

1

Brandon Miller is scoring 19.1 points per game, which ranks No. 1 among all freshmen in the country

3

Miller and Noah Clowney rank No. 3 in the SEC in rebounds per game (8.5)

4

During the non-conference slate Alabama will play four teams that are predicted to finish first in its conference

10

Ranking of the 2023 signing class, which consists of three four-star signees and the top player from the state of Alabama by Rivals. It is the first time in program history Alabama has had four straight top-15 signing classes in the modern era

14

The 2022-23 Crimson Tide roster features four McDonald's All-Americans. In addition to Bradley (2022) and Miller (2022), Nimari Burnett (2020) and Quinerly (2019) also earned the national honor. It is the most McDonald's All-Americans on the same roster in program history

148-424

Alabama ranks first in the SEC in three-pointers made this season with 148 makes from beyond the arc

962

Alabama's newcomers have scored 962 of the Tide's 1,244 points (77.3 percent) this season

827

Number of SEC wins for Alabama, which ranks second among all league teams (Kentucky has 1,035). The Crimson Tide's SEC winning percentage of .565 is third-best in the conference annals, behind Kentucky (.778) and Tennessee (.567)

1,749

Number of all-time wins for Alabama in 110 years of basketball, which ranks third in the SEC behind Kentucky and Arkansas

THE TIDE IN THE NATIONAL & CONFERENCE STATS

Below is a breakdown of where UA ranks in the SEC and NCAA (all numbers as of 1/9):

CATEGORY	STAT	SEC ALL GAMES	SEC ONLY	NCAA
Rebounds Per Game	46.3	1	13	1
Defensive Rebounds	32.6	1	3	1
Offensive Rebounds	13.5	4	3	13
Rebound Margin	+8.3	2	9	13
Three Point Attempts Per Game	28.3	1	1	13
FT Attempts Per Game	25.4	2	2	9
FTs Made Per Game	18.0	2	2	9
Three Pointers Per Game	9.9	1	1	15
Scoring Offense	82.9	2	3	14
Blocks Per Game	5.7	3	3	14
3FG Percentage Defense	.278	3	3	11
FG Percentage Defense	.378	2	1	12
Scoring Margin	+13.2	3	2	24
Fastbreak Points	13.7	2	2	41
Assists Per Game	15.2	4	3	70
Bench Points Per Game	24.7	7	7	78
Effective FG Percentage	.523	2	2	120
Three Point Percentage	.349	5	3	130
Free Throw Percentage	.709	6	6	171
Field Goal Percentage	.444	7	3	191
TOs Forced Per Game	12.3	12	6	243
Steals Per Game	6.1	12	12	236

SEC PRESEASON MEDIA POLLS

RANKING (MEDIA)	TEAM	1ST TEAM ALL-SEC (MEDIA)	TEAM
No. 1	Kentucky	Nick Smith Jr.	Arkansas
No. 2	Arkansas	Colin Castleton	Florida
No. 3	Tennessee	Oscar Tshiebwe	Kentucky
No. 4	Auburn	Sahvir Wheeler	Kentucky
No. 5	Alabama	Santiago Vescovi	Tennessee
No. 6	Texas A&M	2ND TEAM ALL-SEC (MEDIA)	TEAM
No. 7	Florida	Brandon Miller	Alabama
No. 8	LSU	Jahvon Quinerly	Alabama
No. 9	Ole Miss	KJ Williams	LSU
No. 10	Mississippi State	Josiah-Jordan James	Tennessee
No. 11	Missouri	Zakai Ziegler	Tennessee
No. 12	Vanderbilt	SEC PLAYER OF THE YEAR (MEDIA)	TEAM
No. 13	Georgia	Oscar Tshiebwe	Kentucky
No. 14	South Carolina		

STATS IN WINS VS LOSSES

Below is a breakdown of key stats in Alabama's four wins compared to the same stats in its zero losses on the year.

GAMES	POINTS PER GAME	FG%	3FG%	REBS PER GAME	ASTS PER GAME
	UA-OPP (MARGIN)	UA / OPP	UA / OPP	UA / OPP (MARGIN)	UA / OPP
Won (12)	83.6-66.5 (+17.2)	.440 / .358	.350 / .260	47.7/38.9 (+8.8)	15.9 / 9.6
Lost (2)	78.5-91.0 (-12.5)	.473 / .508	.341 / .390	36.0/31.0 (+5.0)	10.5/17.0



NATE OATS

Head Coach

MARANTHA BAPTIST, 1998

4th Season at UA

8th Season Overall

• When Nate Oats was formally introduced as head men's basketball coach at The University of Alabama on March 28, 2019, he promised fans would see an entertaining, up-tempo and fast-paced style of play. And that's exactly what he has delivered during his time in Tuscaloosa.

• The immediate success became evident in his second year at the helm of the program as Oats guided the 2020-21 Crimson Tide to one of its best seasons in the program's illustrious history. Alabama finished the year with a 26-7 overall mark, won 16 conference games (16-2), captured both the SEC regular season and tournament championships, and ended the year ranked No. 5 in the Associated Press' final national rankings which matched the best end-of-season ranking in program history.

• As a result, Oats was rewarded midway through the 2020-21 season with a contract extension that is set to keep him in charge of the Crimson Tide basketball program through March 14, 2027.

• An indicator of Alabama's resurgence can be seen by looking at the last two NBA Drafts. Prior to his arrival, the Tide had just one men's basketball player selected among the top 15 picks from 1992-2019. As a coach who is known for developing talent, Oats has now had four Alabama players selected in the NBA Draft in the last three seasons. For the first time in program history, Alabama has had an NBA Draft Lottery (top-14 pick) in back-to-back years as the New Orleans Pelicans selected Kira Lewis Jr. No. 13 overall in the 2020 NBA Draft Lottery while Joshua Primo was taken by the San Antonio Spurs at No. 12, making UA one of three schools across the nation to have an NBA Lottery pick in each of the last two drafts during that span.

• Furthermore, Herbert Jones was taken by the Pelicans with the fifth pick in the second round (No. 35 overall) of the 2021 Draft which gave Alabama two players drafted in the same year for the 11th time in program history and the first since 1995. That Tide was also one of only 11 schools nationwide to have more than one player selected.

• Both Primo and Jones earned their way onto draft boards as a result of one of the best seasons in the 100-plus years of Alabama basketball. The 2020-21 Alabama squad claimed both the Southeastern Conference regular season and tournament championships – the only power five program to sweep both the regular season and tournament titles in 2021 – and reached the Sweet 16 for the first time since 2004.

• The season's success snapped some lengthy dry spells within the program as Oats guided Alabama to its first conference championship in 19 years (dating back to 2002), first tournament championship in 30 years (dating back to 1991) and first Sweet 16 showing in 17 years (dating back to 2004). As a result, Oats was named the 2021 SEC Coach of the Year, making him the fourth Alabama head coach to earn the recognition while he earned the accolade for the third time in his career (Mid-American Conference Coach of the Year in 2018 and 2019). Oats was also honored as the United States Basketball Writers Association (USBWA) and the National Association of Basketball Coaches (NABC) District Coach of the Year and was one of four finalists for the 2021 Naismith National Coach of the Year.

• Oats has boasted eight players who have earned SEC postseason honors, coached three NBA Draft picks, three SEC First Team honorees, the 2021 SEC Tournament MVP and the 2021 SEC Player and Defensive Player of the Year.

• Across his two years, the Tide has combined to lead the nation in three-pointers made per game (10.7), total three-point shots made (682) and total threes attempted (1,946) while averaging more than 80.5 points per game and breaking several school and conference records along the way. Additionally, UA has collected 35 games (out of the 64 he has coached) of scoring 80 or more points, including a school-record 19 such contests in 2020-21.

• Similar to his expectations on the court, Oats places a high emphasis off the court, particularly in the classroom and the community. Since take over the reins in 2019, 20 men's basketball players have been named to either the SEC Academic Honor Roll or SEC First Year Honor Roll while earned have graduated and earned a diploma. Additionally, the team set a record for cumulative grade point average in 2020 while maintaining a team GPA over above 3.0 during his time at the helm.

• The program's success has also resulted positively on the recruiting trail as Oats and his staff have signed back-to-back top-10 recruiting classes in 2020 and 2021. Excluding graduate transfers and JUCO signees, of the eight signed players during Oats' two seasons at Alabama, four have been five-star prospects while the other four were all rated as four-star signees. Moreover, the 2020-21 team alone features three McDonald's All-Americans (Jahvon Quinerly, Nimari Burnett and JD Davison).

• Whether it's on the court, in the classroom or out recruiting future Crimson Tide stars, Oats' has returned a winning attitude around the Alabama program. Much of that he credits to instilling three core values that make up the pillars on which the team's culture is built – Max Effort, Continuous Growth and Selfless Love.

CAREER HISTORY AND RESULTS

UNIVERSITY OF BUFFALO, HEAD COACH, 2015-19

Year	Record	Pct.	MAC Record	Pct.	Postseason
2015-16	20-15	.571	10-8	.556	NCAA First Round
2016-17	17-15	.531	11-7	.611	
2017-18	27-9	.750	15-3	.833	NCAA Second Round
2018-19	32-4	.889	16-2	.889	NCAA Second Round
Total (4)	96-43	.696	60-30	.667	

UNIVERSITY OF ALABAMA, HEAD COACH, 2019-PRESENT

Year	Record	Pct.	SEC Record	Pct.	Postseason
2019-20	16-15	.516	8-10	.444	NA
2020-21	26-7	.788	16-2	.889	NCAA Tournament Sweet 16
2021-22	19-14	.575	9-9	.500	NCAA Tournament First Round
2022-23	13-2	.857	3-0	1.000	
Total (4)	74-38	.661	36-21	.631	
Total (8)	170-81	.677	96-51	.653	

HONORS

SEC Coach of the Year (2021)
MAC Coach of the Year (2018, 2019)
NABC District Coach of the Year (2018, 2019)
3x Regular Season Champions (2x MAC, 1x SEC)

POSTSEASON

4x Conference Tournament Champions (MAC 3x, SEC 1x)

ON THE BENCH



CHARLIE HENRY
Assistant Coach

- In his fourth season at Alabama
- Boasts more than 11 years of coaching experience on three major levels of basketball – NBA, G League and DI power-five schools – including stops at the Chicago Bulls, Windy City Bulls and Iowa State
- With Henry's assistance, Alabama swept both the SEC regular season, the program's first since 2002, and tournament, first since 1991, championships, while becoming the only "Power 5" program to achieve the feat during the 2021 campaign



BRYAN HODGSON
Assistant Coach

- In his fourth season at Alabama
- Instrumental in signing the nation's No. 3-ranked signing class in 2022 and No. 9-ranked class in 2021 according to 247sports
- Ranked No. 6 on 247sports' list of the top 2020 coach recruiter rankings
- Listed as one top the top 50 Most Impactful High Major Assistant Coaches and invited to participate in the prestigious 2020 TopConnect Seminar



ANTOINE PETTWAY
Assistant Coach

- In his 12th season as an assistant coach at his alma mater and his 14th on the Alabama staff
- Known as one of the top recruiters in the country and was listed by 247sports.com as the No. 8 recruiter in the nation for the 2021 class
- Prior to that, he was ranked No. 1 nationally in 2019, No. 3 in 2017 and No. 9 in 2018
- Recruited and signed five-star prospect JD Davison who is one of the highest-rated recruits to ever sign with the Alabama men's basketball program, ranking No. 9 overall



ADAM BAUMAN
Director of Scouting and Analytics

- In his fourth season at Alabama and in his first year serving as the program's director of scouting and analytics
- Responsible for overseeing the budget, scheduling, all analytics, recruiting coordinator, advance scouting and camps, among other duties



CHRISTIAN PINO
Director of Player Development

- In his third season at Alabama and in his first year serving as the program's director of player development
- Responsible for skill development, as well as assisting with practice plans and game charts.



**JADEN
BRADLEY**

Rochester, N.Y.
IMG Academy

Guard / Freshman / 6-3 / 185

CAREER HIGHS

Points	18	vs. Gonzaga (12/17/22)
Rebounds	6	2x, last vs. Jacksonville State (11/18/22)
Assists	7	2x, last at Mississippi State (12/28/22)
Steals	2	2x, last vs. Michigan State (11/24/22)
Blocks	--	--
Minutes	30:50	vs. Gonzaga (12/17/22)
Field Goals	6	vs. Gonzaga (12/17/22)
FG Att.	12	vs. Gonzaga (12/17/22)
3-Point FG	1	3x, last vs. Memphis (12/13/22)
3-Point Att.	2	2x, last vs. Memphis (12/13/22)
Free Throws	6	2x, last vs. Gonzaga (12/17/22)
FT Att.	8	vs. UConn (11/25/22)

2022-23 SEASON HIGHS

Points	18	vs. Gonzaga (12/17/22)
Rebounds	6	2x, last vs. Jacksonville State (11/18/22)
Assists	7	2x, last at Mississippi State (12/28/22)
Steals	2	2x, last vs. Michigan State (11/24/22)
Blocks	--	--
Minutes	30:50	vs. Gonzaga (12/17/22)
Field Goals	6	vs. Gonzaga (12/17/22)
FG Att.	12	vs. Gonzaga (12/17/22)
3-Point FG	1	3x, last vs. Memphis (12/13/22)
3-Point Att.	2	2x, last vs. Memphis (12/13/22)
Free Throws	10	vs. Ole Miss (1/3/23)
FT Att.	12	vs. Ole Miss (1/3/23)

MISCELLANEOUS STATS

CATEGORY	2022-23	CAREER
Double-digit scoring	8	8
20+ point games	0	0
Double-digit rebounding	0	0
Double-doubles	0	0
Led UA in scoring	0	0
Led UA in rebounding	0	0
Led UA in three-pointers	0	0
Led UA in assists	8	8
Led UA in steals	4	4
Led UA in blocks	1	1
5+ assist games	5	5
3+ three-pointers	0	0
3+ steal games	0	0
3+ block games	0	0

BRADLEY'S SEASON STATS



2022-23 Alabama Men's Basketball
Individual Game-by-Game
All games

Page 1/16
as of Jan 08, 2023

#0 BRADLEY, Jaden

Opponent	Date	GS	MIN	Total		3-Pointers		Free throws		Rebounds				PF	A	TO	BLK	STL	PTS	AVG	
				FG-FA	PCT	3FG-3FGA	PCT	FT-FTA	PCT	OFF	DEF	TOT	AVG								
Longwood	11/07/2022		22:12	3-5	.600	0-0	.000	5-6	.833	2	4	6	6.0	2	1	1	0	1	11	11.0	
Liberty	11/11/2022		26:22	3-5	.600	0-0	.000	4-6	.667	0	0	0	3.0	1	3	1	0	2	10	10.5	
at South Alabama	11/15/2022		18:44	3-6	.500	1-2	.500	0-0	.000	0	1	1	2.3	3	1	2	0	7	9.3		
Jacksonville St.	11/18/2022		19:56	3-4	.750	1-1	1.000	0-0	.000	0	6	6	3.3	4	5	3	0	1	7	8.8	
vs Michigan St.	11/24/2022		20:37	1-4	.250	0-0	.000	0-0	.000	0	4	4	3.4	3	5	2	0	2	2	7.4	
vs UConn	11/25/2022		18:55	3-4	.750	0-0	.000	6-8	.750	0	2	2	3.2	3	4	3	0	0	12	8.2	
vs North Carolina	11/27/2022		28:44	4-7	.571	0-0	.000	2-5	.400	1	2	3	3.1	1	2	3	0	0	10	8.4	
South Dakota St.	12/03/2022		17:57	1-5	.200	0-0	.000	1-2	.500	1	2	3	3.1	0	2	1	0	1	3	7.8	
at Houston	12/10/2022		24:43	5-9	.556	0-0	.000	2-3	.667	1	4	5	3.3	0	4	0	0	0	12	8.2	
Memphis	12/13/2022	*	21:33	3-7	.429	1-2	.500	3-4	.750	1	1	2	3.2	4	5	3	0	0	10	8.4	
vs Gonzaga	12/17/2022	*	30:50	6-12	.500	0-1	.000	6-6	1.000	0	2	2	3.1	3	4	2	1	0	18	9.3	
Jackson St.	12/20/2022	*	20:58	1-8	.125	0-4	.000	2-2	1.000	0	2	2	3.0	1	7	3	0	1	4	8.8	
at Mississippi St.	12/28/2022	*	24:44	2-7	.286	0-2	.000	3-4	.750	0	3	3	3.0	2	7	4	0	0	7	8.7	
Ole Miss	01/03/2023	*	23:51	2-8	.250	0-0	.000	10-12	.833	0	3	3	3.0	2	3	1	0	0	14	9.1	
Kentucky	01/07/2023	*	22:15	2-4	.500	0-0	.000	2-2	1.000	0	4	4	3.1	3	3	3	0	1	6	8.9	
Totals			6	342:22	42-95	.442	3-12	.250	46-60	.767	6	40	46	3.1	32	56	32	1	9	133	8.9

Player Averages

Games Played	Minutes/game	Points/game	FG Pct	3FG Pct	FT Pct	Rebounds/game	Assists/game	Turnovers/game	Assist/Turnover ratio	Steals/game	Blocks/game
15	22.8	8.9	44.2	25.0	76.7	3.1	3.7	2.1	1.8	0.6	0.1

BRADLEY'S CAREER STATS

Year	GP	GS	Min	Avg	FG	FGA	Pct	3FG	3FGA	Pct	FT	FTA	Pct	Off	Def	Tot	Avg	PF	FO	Ast	TO	Blk	Stl	Pts	Avg
2022-23	15	6	342	22.8	42	95	.442	3	12	.250	46	60	.767	6	40	46	3.1	32	0	56	32	1	9	133	8.9
TOTAL	15	6	342	22.8	42	95	.442	3	12	.250	46	60	.767	6	40	46	3.1	32	0	56	32	1	9	133	8.9



MARK SEARS

Muscle Shoals, Ala.
Ohio
Hargrave Military Academy

Guard / Junior / 6-1 / 185

CAREER HIGHS

Points	37	vs. Abilene Christian (3/21/22)
Rebounds	13	vs. Bowling Green (3/1/22)
Assists	9	vs. Miami (1/18/22)
Steals	6	vs. Kentucky (1/7/23)
Blocks	1	3x, last vs. Central Michigan (2/22/22)
Minutes	40	7x, last vs. Abilene Christian (3/11/22)
Field Goals	11	vs. USC Upstate (12/21/22)
FG Att.	20	2x, last vs. Abilene Christian (3/11/22)
3-Point FG	7	vs. North Carolina (11/27/22)
3-Point Att.	11	vs. North Carolina (11/27/22)
Free Throws	16	last vs. Abilene Christian (3/11/22)
FT Att.	21	last vs. Abilene Christian (3/11/22)

2022-23 SEASON HIGHS

Points	24	vs. North Carolina (11/27/22)
Rebounds	10	vs. Longwood (11/7/22)
Assists	6	vs. Kentucky (1/7/23)
Steals	2	3x, last at Mississippi State (12/28/22)
Blocks	1	2x, last vs. Memphis (12/13/22)
Minutes	55:03	vs. North Carolina (11/27/22)
Field Goals	8	2x, last vs. North Carolina (11/27/22)
FG Att.	13	vs. North Carolina (11/27/22)
3-Point FG	7	vs. North Carolina (11/27/22)
3-Point Att.	11	vs. North Carolina (11/27/22)
Free Throws	9	vs. Memphis (12/13/22)
FT Att.	13	vs. Memphis (12/13/22)

MISCELLANEOUS STATS

CATEGORY	2022-23	CAREER
Double-digit scoring	10	49
20+ point games	3	23
Double-digit rebounding	1	4
Double-doubles	1	4
Led UA in scoring	3	3
Led UA in rebounding	1	1
Led UA in three-pointers	4	4
Led UA in assists	4	4
Led UA in steals	4	4
Led UA in blocks	1	1
5+ assist games	4	25
3+ three-pointers	5	20
3+ steal games	1	13
3+ block games	0	0

SEARS' CAREER STATS

Year	GP	GS	Min	Avg	FG	FGA	Pct	3FG	3FGA	Pct	FT	FTA	Pct	Off	Def	Tot	Avg	PF	FO	Ast	TO	Blk	Stl	Pts	Avg
2020-21*	24	5	470	19.6	64	137	.467	12	43	.279	63	74	.851	19	47	66	2.8	35	1	81	29	1	24	203	8.5
2021-22*	35	35	1251	35.7	218	492	.443	60	147	.408	192	217	.885	69	141	210	6.0	66	0	145	112	4	59	688	19.7
2022-23	15	15	475	31.7	65	150	.433	36	86	.419	54	70	.771	11	48	59	3.9	16	0	42	35	2	17	220	14.7
TOTAL	74	55	2197	29.7	347	779	.445	108	276	.391	309	361	.856	99	236	335	4.5	117	1	268	176	7	100	1111	15.0

* First two seasons at Ohio

SEARS' SEASON STATS



2022-23 Alabama Men's Basketball
Individual Game-by-Game
All games

Page 2/16
as of Jan 08, 2023

#1 SEARS, Mark

Opponent	Date	GS	MIN	Total FG-FGA	PCT	3FG-3FGA	PCT	Free throws FT-FTA	PCT	Rebounds OFF DEF TOT	AVG	PF	A	TO	BLK	STL	PTS	AVG
Longwood	11/07/2022	*	29:14	2-11	.182	1-5	.200	7-8	.875	1 9 10	10.0	2	5	5	0	0	12	12.0
Liberty	11/11/2022	*	29:43	8-11	.727	3-5	.600	3-6	.500	2 6 8	9.0	1	4	5	0	0	22	17.0
at South Alabama	11/15/2022	*	30:11	3-10	.300	2-4	.500	1-2	.500	0 4 4	7.3	0	2	2	0	1	9	14.3
Jacksonville St.	11/18/2022	*	27:48	6-14	.429	4-10	.400	2-2	1.000	0 0 0	5.5	0	3	2	1	1	18	15.3
vs Michigan St.	11/24/2022	*	26:24	2-10	.200	0-4	.000	3-4	.750	1 4 5	5.4	0	5	0	0	0	7	13.6
vs UConn	11/25/2022	*	34:39	3-8	.375	1-4	.250	1-1	1.000	0 5 5	5.3	2	1	2	0	0	8	12.7
vs North Carolina	11/27/2022	*	55:03	8-13	.615	7-11	.636	1-2	.500	1 4 5	5.3	0	5	5	0	1	24	14.3
South Dakota St.	12/03/2022	*	30:50	6-11	.545	4-7	.571	3-3	1.000	0 1 1	4.8	0	3	0	0	1	19	14.9
at Houston	12/10/2022	*	22:18	3-6	.500	2-4	.500	3-4	.750	1 2 3	4.6	3	2	2	0	0	11	14.4
Memphis	12/13/2022	*	31:09	4-6	.667	1-3	.333	9-13	.692	1 0 1	4.2	2	0	2	1	2	18	14.8
vs Gonzaga	12/17/2022	*	30:26	1-8	.125	1-6	.167	2-2	1.000	0 2 2	4.0	2	2	3	0	0	5	13.9
Jackson St.	12/20/2022	*	34:03	5-10	.500	3-6	.500	2-2	1.000	0 1 1	3.8	1	2	1	0	2	15	14.0
at Mississippi St.	12/28/2022	*	36:19	5-11	.455	4-8	.500	6-6	1.000	1 1 2	3.6	1	3	1	0	2	20	14.5
Ole Miss	01/03/2023	*	26:19	5-11	.455	1-3	.333	5-7	.714	3 3 6	3.8	2	1	3	0	1	16	14.6
Kentucky	01/07/2023	*	30:58	4-10	.400	2-6	.333	6-8	.750	0 6 6	3.9	0	4	2	0	6	16	14.7
Totals			15	475:24	65-150	.433	36-86	.419	54-70	.771	11 48 59	3.9	16	42	35	2 17	220	14.7

Player Averages

Games Played	Minutes/game	Points/game	FG Pct	3FG Pct	FT Pct	Rebounds/game	Assists/game	Turnovers/game	Assist/Turnover ratio	Steals/game	Blocks/game
15	31.7	14.7	43.3	41.9	77.1	3.9	2.8	2.3	1.2	1.1	0.1



2

**DARIUS
MILES**

Washington, D.C.
Theodore Roosevelt HS

Forward / Junior / 6-6 / 185

CAREER HIGHS

Points	14	vs. South Dakota St. (11/12/21)
Rebounds	9	vs. Auburn (1/11/22)
Assists	3	2x, last at LSU (3/5/22)
Steals	3	2x, last vs. Mississippi St. (2/16/22)
Blocks	3	2x, last, at Vanderbilt (2/22/22)
Minutes	29:12	vs. Auburn (1/11/22)
Field Goals	5	vs. South Dakota St. (11/12/21)
FG Att.	9	2x, last vs. Gonzaga (12/4/21)
3-Point FG	3	3x, last at Memphis (12/14/21)
3-Point Att.	6	at LSU (1/19/21)
Free Throws	4	2x, last vs. Mississippi St. (2/16/22)
FT Att.	5	vs. Auburn (1/11/22)

2022-23 SEASON HIGHS

Points	7	vs. Memphis (12/13/22)
Rebounds	5	vs. Memphis (12/13/22)
Assists	2	vs. Memphis (12/13/22)
Steals	1	vs. UConn (11/25/22)
Blocks	1	vs. UConn (11/25/22)
Minutes	13:26	vs. Memphis (12/13/22)
Field Goals	2	vs. Memphis (12/13/22)
FG Att.	3	vs. Memphis (12/13/22)
3-Point FG	1	vs. Memphis (12/13/22)
3-Point Att.	2	vs. Memphis (12/13/22)
Free Throws	2	2x, last vs. Jackson State (12/20/22)
FT Att.	2	vs. Memphis (12/13/22)

MISCELLANEOUS STATS

CATEGORY	2022-23	CAREER
Double-digit scoring		7
20+ point games		
Double-digit rebounding		
Double-doubles		
Led UA in scoring		
Led UA in rebounding	2	
Led UA in three-pointers	2	
Led UA in assists		
Led UA in steals	4	
Led UA in blocks	8	
5+ assist games		
3+ three-pointers	3	
3+ steal games	2	
3+ block games	1	

MILES' SEASON STATS



2022-23 Alabama Men's Basketball
Individual Game-by-Game
All games

Page 3/16
as of Jan 08, 2023

#2 MILES, Darius

			Total		3-Pointers		Free throws		Rebounds											
Opponent	Date	GS	MIN	FG-FGA	PCT	3FG-3FGA	PCT	FT-FTA	PCT	OFF	DEF	TOT	AVG	PF	A	TO	BLK	STL	PTS	AVG
Longwood	11/07/2022		07:06	0-2	.000	0-1	.000	0-0	.000	0	0	0	0.0	2	1	1	0	0	0	0.0
vs UConn	11/25/2022		03:40	0-1	.000	0-0	.000	0-0	.000	0	1	1	0.5	1	0	2	1	1	0	0.0
South Dakota St.	12/03/2022		05:52	0-0	.000	0-0	.000	0-0	.000	1	0	1	0.7	0	0	1	0	0	0	0.0
Memphis	12/13/2022		13:26	2-3	.667	1-2	.500	2-2	1.000	1	4	5	1.8	1	2	2	0	0	7	1.8
vs Gonzaga	12/17/2022		01:57	0-0	.000	0-0	.000	0-0	.000	0	1	1	1.6	1	0	1	0	0	0	1.4
Jackson St.	12/20/2022		07:12	0-0	.000	0-0	.000	2-2	1.000	0	1	1	1.5	0	0	2	0	0	2	1.5
Totals		0	39:13	2-6	.333	1-3	.333	4-4	1.000	2	7	9	1.5	5	3	9	1	1	9	1.5

Player Averages

Games Played	Minutes/game	Points/game	FG Pct	3FG Pct	FT Pct	Rebounds/game	Assists/game	Turnovers/game	Assist/Turnover ratio	Steals/game	Blocks/game
6	6.5	1.5	33.3	33.3	100.0	1.5	0.5	1.5	0.3	0.2	0.2

MILES' CAREER STATS

Year	GP	GS	Min	Avg	FG	FGA	Pct	3FG	3FGA	Pct	FT	FTA	Pct	Off	Def	Tot	Avg	PF	FO	Ast	TO	Blk	Stl	Pts	Avg
2020-21	17	0	71	4.2	12	29	.414	7	20	.350	7	8	.875	3	12	15	0.9	8	0	4	15	4	3	38	2.2
2021-22	30	2	522	17.4	56	149	.376	25	85	.294	37	49	.755	31	67	98	3.3	67	0	26	32	16	19	174	5.8
2022-23	6	0	39	6.5	2	6	.333	1	3	.333	4	4	1.000	2	7	9	1.5	5	0	3	9	1	1	9	1.5
TOTAL	53	2	632	11.9	70	184	.380	33	108	.306	48	61	.787	36	86	122	2.3	80	0	33	56	21	23	221	4.2



**RYLAN
GRIFFEN**

Dallas, Texas
Richardson HS

Guard / Freshman / 6-3 / 195

CAREER HIGHS

Points	16	vs. Liberty (11/11/22)
Rebounds	6	vs. Jacksonville State (11/18/22)
Assists	2	at Houston (12/10/22)
Steals	2	3x, last at Mississippi State (12/28/20)
Blocks	1	vs. Jackson State (12/20/22)
Minutes	26:47	vs. Longwood (11/7/22)
Field Goals	5	2x, last vs. Liberty (11/11/22)
FG Att.	13	vs. Longwood (11/7/22)
3-Point FG	2	3x, last vs. Kentucky (1/7/23)
3-Point Att.	7	2x, last vs. Jacksonville State (11/18/22)
Free Throws	4	2x, last vs. Jacksonville State (11/18/22)
FT Att.	5	vs. Longwood (11/7/22)

2022-23 SEASON HIGHS

Points	16	vs. Liberty (11/11/22)
Rebounds	6	vs. Jacksonville State (11/18/22)
Assists	2	at Houston (12/10/22)
Steals	2	3x, last at Mississippi State (12/28/20)
Blocks	1	vs. Jackson State (12/20/22)
Minutes	26:47	vs. Longwood (11/7/22)
Field Goals	5	2x, last vs. Liberty (11/11/22)
FG Att.	13	vs. Longwood (11/7/22)
3-Point FG	2	3x, last vs. Kentucky (1/7/23)
3-Point Att.	7	2x, last vs. Jacksonville State (11/18/22)
Free Throws	4	2x, last vs. Jacksonville State (11/18/22)
FT Att.	5	vs. Longwood (11/7/22)

MISCELLANEOUS STATS

CATEGORY	2022-23	CAREER
Double-digit scoring	2	2
20+ point games	0	0
Double-digit rebounding	0	0
Double-doubles	0	0
Led UA in scoring	1	1
Led UA in rebounding	0	0
Led UA in three-pointers	2	2
Led UA in assists	0	0
Led UA in steals	3	3
Led UA in blocks	0	0
5+ assist games	0	0
3+ three-pointers	0	0
3+ steal games	0	0
3+ block games	0	0

GRIFFEN'S SEASON STATS



2022-23 Alabama Men's Basketball
Individual Game-by-Game
All games

Page 4/16
as of Jan 08, 2023

#3 GRIFFEN, Rylan

Opponent	Date	GS	MIN	Total		3-Pointers		Free throws		Rebounds				PF	A	TO	BLK	STL	PTS	AVG
				FG-FGA	PCT	3FG-3FGA	PCT	FT-FTA	PCT	OFF	DEF	TOT	AVG							
Longwood	11/07/2022		26:47	5-13	.385	1-7	.143	3-5	.600	1	1	2	2.0	0	0	1	0	2	14	14.0
Liberty	11/11/2022		22:37	5-9	.556	2-6	.333	4-4	1.000	1	2	3	2.5	3	0	3	0	2	16	15.0
at South Alabama	11/15/2022		15:29	1-6	.167	0-4	.000	0-0	.000	4	2	6	3.7	0	0	0	1	1	2	10.7
Jacksonville St.	11/18/2022		23:10	2-9	.222	1-7	.143	4-4	1.000	2	4	6	4.3	0	0	0	0	1	9	10.3
vs Michigan St.	11/24/2022		08:00	0-1	.000	0-1	.000	0-0	.000	0	2	2	3.8	2	0	0	0	0	0	8.2
vs UConn	11/25/2022		12:23	2-2	1.000	2-2	1.000	0-0	.000	0	3	3	3.7	3	0	0	0	0	6	7.8
vs North Carolina	11/27/2022		15:43	1-2	.500	1-1	1.000	0-0	.000	0	1	1	3.3	2	0	0	0	0	3	7.1
South Dakota St.	12/03/2022		09:00	1-4	.250	1-3	.333	0-0	.000	0	2	2	3.1	0	0	1	0	0	3	6.6
at Houston	12/10/2022		17:54	2-5	.400	1-3	.333	1-2	.500	2	2	4	3.2	2	2	1	0	2	6	6.6
Memphis	12/13/2022		11:43	0-3	.000	0-1	.000	1-2	.500	0	0	0	2.9	2	0	1	0	1	1	6.0
vs Gonzaga	12/17/2022		08:53	3-5	.600	0-2	.000	2-2	1.000	1	1	2	2.8	1	0	0	0	0	8	6.2
Jackson St.	12/20/2022		21:45	2-9	.222	1-5	.200	0-0	.000	2	1	3	2.8	0	1	2	1	0	5	6.1
at Mississippi St.	12/28/2022		17:04	0-2	.000	0-2	.000	0-0	.000	1	2	3	2.8	1	0	2	0	2	0	5.6
Ole Miss	01/03/2023		16:43	1-2	.500	1-1	1.000	0-0	.000	0	0	0	2.6	0	1	1	0	0	3	5.4
Kentucky	01/07/2023		12:07	2-4	.500	2-3	.667	0-0	.000	0	3	3	2.7	1	1	0	0	0	6	5.5
Totals		0	239:18	27-76	.355	13-48	.271	15-19	.789	14	26	40	2.7	17	5	12	2	11	82	5.5

Player Averages

Games Played	Minutes/game	Points/game	FG Pct	3FG Pct	FT Pct	Rebounds/game	Assists/game	Turnovers/game	Assist/Turnover ratio	Steals/game	Blocks/game
15	16.0	5.5	35.5	27.1	78.9	2.7	0.3	0.8	0.4	0.7	0.1

GRIFFEN'S CAREER STATS

Year	GP	GS	Min	Avg	FG	FGA	Pct	3FG	3FGA	Pct	FT	FTA	Pct	Off	Def	Tot	Avg	PF	FO	Ast	TO	Blk	Stl	Pts	Avg
2022-23	15	0	239	16.0	27	76	.335	13	48	.271	15	19	.789	14	26	40	2.7	17	0	5	12	2	11	82	5.5
TOTAL	15	0	239	16.0	27	76	.335	13	48	.271	15	19	.789	14	26	40	2.7	17	0	5	12	2	11	82	5.5



NOAH GURLEY

Fayette, Ga.
Fayette Co. HS
Furman

Forward / Graduate Student / 6-8 / 215

CAREER HIGHS

Points	30	vs. VMI (3/6/21)
Rebounds	12	vs. East Tennessee State (1/4/20)
Assists	7	vs. VMI (3/6/21)
Steals	3	3x, last vs. Mercer (1/2/21)
Blocks	5	2x, last vs. The Citadel (2/24/21)
Minutes	42:16	vs. North Carolina (11/27/22)
Field Goals	11	3x, last vs. VMI (3/6/21)
FG Att.	22	at Wofford (2/27/21)
3-Point FG	4	2x, last at Coll. of Charleston (12/5/20)
3-Point Att.	10	vs. Samford (1/26/19)
Free Throws	8	2x, last at Cincinnati (12/9/20)
FT Att.	15	vs. UNC Greensboro (1/11/20)

2022-23 SEASON HIGHS

Points	16	vs. Jackson State (12/20/22)
Rebounds	7	at South Alabama (11/15/22)
Assists	2	3x, last vs. Michigan State (11/24/22)
Steals	1	3x, last vs. Jackson State (12/20/22)
Blocks	2	vs. Jackson State (12/20/22)
Minutes	42:16	at South Alabama (11/15/22)
Field Goals	7	vs. Jackson State (12/20/22)
FG Att.	13	vs. Jackson State (12/20/22)
3-Point FG	3	vs. North Carolina (11/27/22)
3-Point Att.	9	at South Alabama (11/15/22)
Free Throws	4	vs. Michigan State (11/24/22)
FT Att.	4	vs. Michigan State (11/24/22)

MISCELLANEOUS STATS

CATEGORY	2022-23	CAREER
Double-digit scoring	3	70
20+ point games	0	13
Double-digit rebounding	0	6
Double-doubles	0	5
Led UA in scoring	1	1
Led UA in rebounding	0	2
Led UA in three-pointers	0	1
Led UA in assists	0	0
Led UA in steals	2	6
Led UA in blocks	1	10
5+ assist games	0	2
3+ three-pointers	0	6
3+ steal games	0	3
3+ block games	0	8

GURLEY'S CAREER STATS

Year	GP	GS	Min	Avg	FG	FGA	Pct	3FG	3FGA	Pct	FT	FTA	Pct	Off	Def	Tot	Avg	PF	FO	Ast	TO	Blk	Stl	Pts	Avg
2018-19*	31	26	759	24.5	103	225	.458	34	108	.315	33	51	.647	37	76	113	3.6	89	5	29	57	24	17	273	8.8
2019-20*	32	32	925	28.9	173	324	.534	24	59	.407	89	127	.701	41	107	148	4.8	89	3	60	82	23	28	459	14.3
2020-21*	25	25	729	29.2	149	299	.488	38	112	.339	56	81	.691	30	114	144	5.8	59	3	63	57	27	23	386	15.4
2021-22	33	14	600	18.2	87	180	.483	18	71	.254	32	53	.604	47	70	117	3.5	84	3	19	45	25	14	224	6.8
2022-23	15	1	270	18.0	35	79	.443	10	41	.244	9	12	.750	13	42	55	3.7	22	0	11	19	7	4	89	5.9
TOTAL	136	98	3283	24.1	544	1107	.491	124	391	.317	219	324	.676	168	409	577	4.2	343	14	182	260	106	86	1431	10.5

* First three seasons at Furman

GURLEY'S SEASON STATS



2022-23 Alabama Men's Basketball
Individual Game-by-Game
All games

Page 5/16
as of Jan 08, 2023

#4 GURLEY, Noah

Team																		
Team																		
Team																		
Team																		
Team																		
Team																		
Team																		
Team																		
Team																		
Team																		
Team																		
Team																		
Team																		
Team																		
Team																		
Team																		
Team																		
Team																		
Team																		
Team																		
Team																		
Team																		
Team																		
Team																		
Team																		
Team																		
Team																		
Team																		
Team																		
Team																		
Team																		
Team																		
Team																		
Team																		
Team																		
Team																		
Team																		
Team																		
Team																		
Team																		
Team																		
Team																		
Team																		
Team																		
Team																		
Team																		
Team																		
Team																		
Team																		
Team																		
Team																		
Team																		
Team																		
Team																		
Team																		
Team																		
Team																		
Team																		
Team																		
Team																		
Team																		
Team																		
Team																		
Team																		
Team																		
Team																		
Team																		
Team																		
Team																		
Team																		
Team																		
Team																		
Team																		
Team																		
Team																		
Team																		
Team																		
Team																		
Team																		
Team																		
Team																		
Team																		
Team																		
Team																		
Team																		
Team																		
Team																		
Team																		
Team																		
Team																		
Team																		
Team																		
Team																		
Team																		
Team																		
Team																		
Team																		
Team																		
Team																		
Team																		
Team																		
Team																		
Team																		
Team																		
Team																		
Team																		
Team																		
Team																		
Team																		
Team																		
Team																		
Team																		
Team																		
Team																		
Team																		
Team																		
Team																		
Team																		
Team																		
Team																		
Team																		
Team																		
Team																		
Team																		
Team																		
Team																		
Team																		
Team																		
Team																		
Team																		
Team																		
Team																		
Team																		
Team																		
Team																		
Team																		
Team																		
Team																		
Team																		
Team																		
Team																		
Team																		
Team																		
Team																		
Team																		
Team																		
Team																		
Team																		
Team																		
Team																		
Team																		
Team																		
Team																		
Team																		
Team																		
Team																		
Team																		
Team																		
Team																		
Team																		
Team																		
Team																		
Team																		
Team																		
Team																		
Team																		
Team																		
Team																		
Team																		
Team																		
Team																		
Team																		
Team																		
Team																		
Team																		
Team																		
Team																		
Team																		
Team																		
Team																		
Team																		
Team																		
Team																		
Team																		
Team																		
Team																		
Team																		
Team																		
Team																		
Team																		
Team																		
Team																		
Team																		
Team																		
Team																		
Team																		
Team																		
Team																		
Team																		
Team																		
Team																		
Team																		
Team																		
Team																		
Team																		
Team																		
Team																		
Team																		
Team																		
Team																		
Team																		
Team																		
Team																		
Team																		
Team																		
Team																		
Team																		
Team																		
Team																		
Team																		
Team																		
Team																		
Team																		
Team																		
Team																		
Team																		
Team																		
Team																		
Team																		
Team																		
Team																		
Team																		
Team																		
Team																		
Team																		
Team																		
Team																		
Team																		
Team																		
Team																		
Team																		
Team																		
Team																		
Team																		
Team																		
Team																		
Team																		
Team																		
Team																		
Team																		
Team																		
Team																		
Team																		
Team																		
Team																		
Team																		
Team																		
Team																		
Team																		
Team																		
Team																		
Team																		
Team																		
Team																		
Team																		
Team																		
Team																		
Team																		
Team																		
Team																		
Team																		
Team																		
Team																		
Team																		
Team																		
Team																		
Team																		
Team																		
Team																		
Team																		
Team																		
Team																		
Team																		
Team																		
Team																		
Team																		
Team																		
Team																		
Team																		
Team																		
Team																		
Team																		
Team																		
Team																		
Team																		
Team																		
Team																		
Team																		
Team																		
Team																		
Team																		
Team																		
Team																		
Team																		
Team																		
Team																		
Team																		
Team																		
Team																		
Team																		
Team																		
Team																		
Team																		
Team																		
Team																		
Team																		
Team																		
Team																		
Team																		
Team																		
Team																		
Team																		
Team																		
Team																		
Team																		
Team																		
Team																		
Team																		
Team																		
Team																		
Team																		
Team																		
Team																		
Team																		
Team																		
Team																		
Team																		
Team																		
Team																		
Team																		
Team																		
Team																		
Team																		
Team																		
Team																		
Team																		
Team																		
Team																		
Team																		
Team																		
Team																		
Team																		
Team																		
Team																		
Team																		
Team																		

Player Averages

Games Played	Minutes/game	Points/game	FG Pct	3FG Pct	FT Pct	Rebounds/game	Assists/game	Turnovers/game	Assist/Turnover ratio	Steals/game	Blocks/game
15	18.0	5.9	44.3	24.4	75.0	3.7	0.7	1.3	0.6	0.3	0.5



5

JAHVON QUINERLY

Hackensack, N.J.
Villanova
Hudson Catholic HS

Guard / Senior / 6-1 / 175

CAREER HIGHS

Points	26	vs. South Dakota St. (11/12/21)
Rebounds	6	3x, last vs. North Carolina (11/27/22)
Assists	11	Maryland (3/22/21)
Steals	3	2x, last vs. North Carolina (11/27/22)
Blocks	2	vs. Mississippi St. (2/16/22)
Minutes	44:01	vs. North Carolina (11/27/22)
Field Goals	11	vs. South Dakota St. (11/12/21)
FG Att.	26	vs. North Carolina (11/27/22)
3-Point FG	6	at LSU (1/19/21)
3-Point Att.	15	vs. South Dakota St. (11/12/21)
Free Throws	8	vs. Drake (11/26/21)
FT Att.	11	vs. Drake (11/26/20)

2022-23 SEASON HIGHS

Points	21	vs. North Carolina (11/27/22)
Rebounds	6	vs. North Carolina (11/27/22)
Assists	8	2x, last vs. North Carolina (11/27/22)
Steals	3	vs. North Carolina (11/27/22)
Blocks	--	--
Minutes	44:01	vs. North Carolina (11/27/22)
Field Goals	8	vs. North Carolina (11/27/22)
FG Att.	26	vs. North Carolina (11/27/22)
3-Point FG	3	vs. North Carolina (11/27/22)
3-Point Att.	11	vs. North Carolina (11/27/22)
Free Throws	3	vs. Kentucky (1/7/23)
FT Att.	3	vs. Kentucky (1/7/23)

MISCELLANEOUS STATS

CATEGORY	2022-23	CAREER
Double-digit scoring	4	51
20+ point games	1	9
Double-digit rebounding	0	0
Double-doubles	0	0
Led UA in scoring	0	15
Led UA in rebounding	0	0
Led UA in three-pointers	1	18
Led UA in assists	4	33
Led UA in steals	2	8
Led UA in blocks	0	0
5+ assist games	5	20
3+ three-pointers	2	14
3+ steal games	1	3
3+ block games	0	0

QUINERLY'S CAREER STATS

Year	GP	GS	Min	Avg	FG	FGA	Pct	3FG	3FGA	Pct	FT	FTA	Pct	Off	Def	Tot	Avg	PF	FO	Ast	TO	Blk	Stl	Pts	Avg
2018-19	25	0	230	9.2	28	83	.337	12	48	.250	11	15	.733	2	18	20	0.8	18	0	22	19	0	5	79	3.2
2020-21	30	7	753	25.1	142	297	.478	52	120	.433	51	74	.689	15	50	65	2.2	59	1	96	69	1	19	387	12.9
2021-22	33	27	988	29.9	165	401	.411	50	178	.281	77	104	.740	11	87	98	3.0	63	1	137	98	5	21	457	13.8
2022-23	13	0	233	18.0	32	90	.356	15	45	.333	11	15	.733	2	21	23	1.8	19	0	47	30	0	10	90	6.9
TOTAL	101	34	2205	21.8	367	871	.421	129	391	.330	150	208	.721	30	176	206	2.0	159	2	302	216	6	55	1013	10.0

*First Season at Villanova

QUINERLY'S SEASON STATS



2022-23 Alabama Men's Basketball
Individual Game-by-Game
All games

Page 6/16
as of Jan 08, 2023

#5 QUINERLY, Jahvon

Opponent	Date	GS	MIN	Total		3-Pointers		Free throws		Rebounds				PF	A	TO	BLK	STL	PTS	AVG	
				FG	FGA	PCT	3FG	3FGA	PCT	FT	FTA	PCT	OFF								DEF
at South Alabama	11/15/2022		04:05	0-2	.000	0-0	.000	0-0	.000	0	1	1	1.0	0	0	2	0	0	0.0		
Jacksonville St.	11/18/2022		16:58	2-3	.667	2-3	.667	0-0	.000	0	1	1	1.0	2	8	0	0	6.3			
vs Michigan St.	11/24/2022		18:31	4-8	.500	1-3	.333	1-1	1.000	1	2	3	1.7	1	3	3	0	10	5.3		
vs UConn	11/25/2022		16:03	1-6	.167	0-2	.000	1-2	.500	0	0	0	1.3	2	2	4	0	1	3	4.8	
vs North Carolina	11/27/2022		44:01	8-26	.308	3-11	.273	2-2	1.000	0	6	6	2.2	3	8	5	0	3	21	8.0	
South Dakota St.	12/03/2022		21:09	0-4	.000	0-4	.000	0-0	.000	1	4	5	2.7	2	7	1	0	0	6.7		
at Houston	12/10/2022		13:06	1-6	.167	0-0	.000	2-4	.500	0	2	2	2.6	0	0	4	0	0	4	6.3	
Memphis	12/13/2022		22:56	2-9	.222	2-6	.333	1-2	.500	0	2	2	2.5	1	5	3	0	0	7	6.4	
vs Gonzaga	12/17/2022		12:44	1-2	.500	0-1	.000	0-0	.000	0	0	0	2.2	1	3	3	0	1	2	5.9	
Jackson St.	12/20/2022		18:09	3-5	.600	1-3	.333	1-1	1.000	0	1	1	2.1	1	5	1	0	2	8	6.1	
at Mississippi St.	12/28/2022		11:18	2-5	.400	2-4	.500	0-0	.000	0	0	0	1.9	3	1	4	0	1	6	6.1	
Ole Miss	01/03/2023		16:26	4-7	.571	3-5	.600	0-0	.000	0	1	1	1.8	0	3	2	0	0	1	11	6.5
Kentucky	01/07/2023		18:00	4-7	.571	1-3	.333	3-3	1.000	0	1	1	1.8	3	2	0	0	1	12	6.9	
Totals			0	233:25	32-90	.356	15-45	.333	11-15	.733	2	21	23	1.8	19	47	30	0	10	90	6.9

Player Averages

Games Played	Minutes/game	Points/game	FG Pct	3FG Pct	FT Pct	Rebounds/game	Assists/game	Turnovers/game	Assist/Turnover ratio	Steals/game	Blocks/game
13	18.0	6.9	35.6	33.3	73.3	1.8	3.6	2.3	1.6	0.8	0.0



10
DOM
WELCH

Buffalo, N.Y.
St. Bonaventure
Cheektowaga Central HS

Guard / Graduate Student / 6-5 / 205

CAREER HIGHS

Points	15	vs. Mississippi St. (2/16/22)
Rebounds	8	4x, last Kentucky (2/5/22)
Assists	3	vs. Miami (11/28/21)
Steals	3	vs. South Alabama (11/16/21)
Blocks	6	2x, last vs. Mississippi St. (2/16/22)
Minutes	26:57	vs. Mississippi St. (2/16/22)
Field Goals	6	2x, last vs. Mississippi St. (2/16/22)
FG Att.	8	vs. Oakland (11/19/21)
3-Point FG		
3-Point Att.	1	at Florida (1/5/22)
Free Throws	5	2x, last at Mississippi St. (1/15/22)
FT Att.	8	vs. Tennessee (12/29/21)

2022-23 SEASON HIGHS

Points	-	--
Rebounds	2	at Mississippi State (12/28/20)
Assists	1	vs. Ole Miss (1/3/23)
Steals	-	--
Blocks	--	--
Minutes	-	--
Field Goals	-	--
FG Att.	2	at Mississippi State (12/28/20)
3-Point FG	--	--
3-Point Att.	2	at Mississippi State (12/28/20)
Free Throws	-	--
FT Att.	-	--

MISCELLANEOUS STATS

CATEGORY	2022-23	CAREER
Double-digit scoring		65
20+ point games		8
Double-digit rebounding		10
Double-doubles		9
Led UA in scoring		
Led UA in rebounding		
Led UA in three-pointers		
Led UA in assists		
Led UA in steals		
Led UA in blocks		
5+ assist games		3
3+ three-pointers		44
3+ steal games		12
3+ block games		3

WELCH'S CAREER STATS

Year	GP	GS	Min	Avg	FG	FGA	Pct	3FG	3FGA	Pct	FT	FTA	Pct	Off	Def	Tot	Avg	PF	FO	Ast	TO	Blk	Stl	Pts	Avg
2018-19*	25	20	728	29.1	66	170	.388	43	119	.361	12	24	.500	29	81	110	4.4	41	0	34	34	13	15	187	7.5
2019-20*	31	31	1097	35.4	126	315	.400	72	195	.369	43	56	.768	56	158	214	6.9	76	1	65	61	10	35	367	11.8
2020-21*	21	21	718	34.2	85	196	.434	51	130	.392	18	25	.720	33	94	127	6.0	57	2	45	37	6	26	239	11.4
2021-22*	33	33	1240	37.6	143	345	.414	91	243	.374	28	36	.778	41	157	198	6.0	88	1	54	56	21	42	405	12.3
2022-23	3	0	29	9.6	0	4	.000	0	4	.000	0	0	.000	1	3	4	1.3	1	0	1	2	0	0	0	0.0
TOTAL	113	105	3813	33.7	420	1030	.408	257	691	.372	101	141	.716	160	493	653	5.8	263	4	199	190	50	118	1198	10.6

*First four seasons at St. Bonaventure

WELCH'S SEASON STATS



2022-23 Alabama Men's Basketball
Individual Game-by-Game
All games

Page 7/16
as of Jan 08, 2023

#10 WELCH, Dom

Opponent	Date	GS	MIN	Total	3-Pointers	Free throws	Rebounds	PF	A	TO	BLK	STL	PTS	AVG
at Mississippi St.	12/28/2022		09:12	0-2	.000	0-2	.000	0-0	.000	0	2	2	2.0	0 0 0 0 0 0.0
Ole Miss	01/03/2023		13:09	0-1	.000	0-1	.000	0-0	.000	0	1	1	1.5	1 1 1 0 0 0.0
Kentucky	01/07/2023		06:26	0-1	.000	0-1	.000	0-0	.000	1	0	1	1.3	0 0 1 0 0 0.0
Totals		0	28:47	0-4	.000	0-4	.000	0-0	.000	1	3	4	1.3	1 1 2 0 0 0.0

Player Averages

Games Played	Minutes/game	Points/game	FG Pct	3FG Pct	FT Pct	Rebounds/game	Assists/game	Turnovers/game	Assist/Turnover ratio	Steals/game	Blocks/game
3	9.6	0.0	0.0	0.0	0.0	1.3	0.3	0.7	0.5	0.0	0.0



14

CHARLES
BEDIAKO

Brampton, Ontario
IMG Academy

Center / Sophomore / 7-0 / 225

CAREER HIGHS

Points	15	vs. Mississippi St. (2/16/22)
Rebounds	16	vs. North Carolina (11/27/22)
Assists	3	vs. Miami (11/28/21)
Steals	3	2x, last vs. Longwood (11/7/22)
Blocks	6	2x, last vs. Mississippi St. (2/16/22)
Minutes	43:55	vs. North Carolina (11/27/22)
Field Goals	7	vs. North Carolina (11/27/22)
FG Att.	9	vs. North Carolina (11/27/22)
3-Point FG		
3-Point Att.	1	at Florida (1/5/22)
Free Throws	5	2x, last at Mississippi St. (1/15/22)
FT Att.	8	vs. Tennessee (12/29/21)

2022-23 SEASON HIGHS

Points	14	vs. North Carolina (11/27/22)
Rebounds	16	vs. North Carolina (11/27/22)
Assists	2	3x, last vs. Kentucky (1/7/23)
Steals	3	vs. Longwood (11/7/22)
Blocks	5	vs. South Dakota State (12/3/22)
Minutes	43:55	vs. North Carolina (11/27/22)
Field Goals	7	vs. North Carolina (11/27/22)
FG Att.	10	vs. Ole Miss (1/3/23)
3-Point FG	--	--
3-Point Att.	1	vs. Ole Miss (1/3/23)
Free Throws	2	4x, last vs. Jackson State (12/20/22)
FT Att.	6	vs. Jackson State (12/20/22)

MISCELLANEOUS STATS

CATEGORY	2022-23	CAREER
Double-digit scoring	2	9
20+ point games	0	0
Double-digit rebounding	2	2
Double-doubles	1	1
Led UA in scoring	0	1
Led UA in rebounding	1	5
Led UA in three-pointers	0	0
Led UA in assists	0	0
Led UA in steals	1	6
Led UA in blocks	7	22
5+ assist games	0	0
3+ three-pointers	0	0
3+ steal games	0	1
3+ block games	4	10

BEDIAKO'S CAREER STATS

Year	GP	GS	Min	Avg	FG	FGA	Pct	3FG	3FGA	Pct	FT	FTA	Pct	Off	Def	Tot	Avg	PF	FO	Ast	TO	Blk	Stl	Pts	Avg
2021-22	33	30	586	17.7	90	130	.692	0	1	.000	41	67	.612	65	77	142	4.3	86	5	22	31	51	21	221	6.7
2022-23	15	15	323	21.5	37	61	.607	0	1	.000	12	32	.375	43	5	95	6.3	51	3	10	11	31	8	86	5.7
TOTAL	48	45	908	18.9	127	191	.665	0	2	.000	53	99	.535	108	129	237	4.9	137	8	32	42	82	29	307	6.4

BEDIAKO'S SEASON STATS



2022-23 Alabama Men's Basketball
Individual Game-by-Game
All games

Page 9/16
as of Jan 08, 2023

#14 BEDIAKO, Charles

Opponent	Date	GS	MIN	FG-FGA	PCT	3FG-3FGA	PCT	FT-FTA	PCT	OFF	DEF	TOT	AVG	PF	A	TO	BLK	STL	PTS	AVG
Longwood	11/07/2022	*	21:57	4-7	.571	0-0	.000	0-1	.000	8	4	12	12.0	4	1	0	2	3	8	8.0
Liberty	11/11/2022	*	17:00	1-2	.500	0-0	.000	2-2	1.000	4	1	5	8.5	3	1	1	2	0	4	6.0
at South Alabama	11/15/2022	*	10:56	2-4	.500	0-1	.000	1-3	.333	2	5	7	8.0	5	0	1	2	0	5	5.7
Jacksonville St.	11/18/2022	*	14:10	0-0	.000	0-0	.000	0-0	.000	2	1	3	6.8	1	2	0	1	0	0	4.3
vs Michigan St.	11/24/2022	*	19:35	4-6	.667	0-0	.000	0-3	.000	1	3	4	6.2	3	0	0	2	0	8	5.0
vs UConn	11/25/2022	*	17:44	1-2	.500	0-0	.000	1-1	1.000	1	4	5	6.0	4	0	2	1	0	3	4.7
vs North Carolina	11/27/2022	*	43:56	7-9	.778	0-0	.000	0-2	.000	8	8	16	7.4	4	2	1	3	2	14	6.0
South Dakota St.	12/03/2022	*	26:25	2-4	.500	0-0	.000	0-0	.000	3	3	6	7.3	1	1	0	5	0	4	5.8
at Houston	12/10/2022	*	17:25	0-0	.000	0-0	.000	1-2	.500	0	2	2	6.7	4	0	0	1	0	1	5.2
Memphis	12/13/2022	*	20:02	2-2	1.000	0-0	.000	2-2	1.000	2	5	7	6.7	1	0	1	1	1	6	5.3
vs Gonzaga	12/17/2022	*	25:46	2-2	1.000	0-0	.000	2-5	.400	4	2	6	6.6	4	0	2	1	0	6	5.4
Jackson St.	12/20/2022	*	20:48	4-5	.800	0-0	.000	2-6	.333	5	4	9	6.8	3	0	1	2	0	10	5.8
at Mississippi St.	12/28/2022	*	14:57	2-2	1.000	0-0	.000	0-1	.000	0	1	1	6.4	5	0	0	3	0	4	5.6
Ole Miss	01/03/2023	*	22:40	2-10	.200	0-1	.000	0-0	.000	1	5	6	6.4	5	1	0	3	2	4	5.5
Kentucky	01/07/2023	*	29:12	4-6	.667	0-0	.000	1-4	.250	2	4	6	6.3	4	2	2	2	0	9	5.7
Totals		15	322:34	37-61	.607	0-2	.000	12-32	.375	43	52	95	6.3	51	10	11	31	8	86	5.7

Player Averages

Games Played	Minutes/game	Points/game	FG Pct	3FG Pct	FT Pct	Rebounds/game	Assists/game	Turnovers/game	Assist/Turnover ratio	Steals/game	Blocks/game
15	21.5	5.7	60.7	0.0	37.5	6.3	0.7	0.7	0.9	0.5	2.1



15

NOAH CLOWNEY

Spartanburg, S.C.
Dorman HS

Forward / Freshman / 6-10 / 210

CAREER HIGHS

Points	22	vs. South Dakota State (12/3/22)
Rebounds	15	at South Alabama (11/15/22)
Assists	4	vs. South Dakota State (12/3/22)
Steals	3	vs. Michigan State (11/24/22)
Blocks	3	2x, last vs. Memphis (12/13/22)
Minutes	31:34	vs. Gonzaga (12/17/22)
Field Goals	8	vs. South Dakota State (12/3/22)
FG Att.	17	vs. South Dakota State (12/3/22)
3-Point FG	5	vs. South Dakota State (12/3/22)
3-Point Att.	12	vs. South Dakota State (12/3/22)
Free Throws	5	vs. Memphis (12/13/22)
FT Att.	8	vs. Memphis (12/13/22)

2022-23 SEASON HIGHS

Points	22	vs. South Dakota State (12/3/22)
Rebounds	15	at South Alabama (11/15/22)
Assists	4	vs. South Dakota State (12/3/22)
Steals	3	vs. Michigan State (11/24/22)
Blocks	3	2x, last vs. Memphis (12/13/22)
Minutes	31:34	vs. Gonzaga (12/17/22)
Field Goals	8	vs. South Dakota State (12/3/22)
FG Att.	17	vs. South Dakota State (12/3/22)
3-Point FG	5	vs. South Dakota State (12/3/22)
3-Point Att.	12	vs. South Dakota State (12/3/22)
Free Throws	5	vs. Memphis (12/13/22)
FT Att.	8	vs. Memphis (12/13/22)

MISCELLANEOUS STATS

CATEGORY	2022-23	CAREER
Double-digit scoring	6	6
20+ point games	1	1
Double-digit rebounding	5	5
Double-doubles	1	1
Led UA in scoring	2	2
Led UA in rebounding	7	7
Led UA in three-pointers	2	2
Led UA in assists	0	0
Led UA in steals	3	3
Led UA in blocks	5	5
5+ assist games	0	0
3+ three-pointers	1	1
3+ steal games	1	1
3+ block games	2	2

CLOWNEY'S CAREER STATS

Year	GP	GS	Min	Avg	FG	FGA	Pct	3FG	3FGA	Pct	FT	FTA	Pct	Off	Def	Tot	Avg	PF	FO	Ast	TO	Blk	Stl	Pts	Avg
2022-23	14	14	343	24.5	48	93	.516	13	42	.310	26	46	.565	29	90	119	8.5	35	2	13	25	18	8	135	9.6
TOTAL	14	14	343	24.5	48	93	.516	13	42	.310	26	46	.565	29	90	119	8.5	35	2	13	25	18	8	135	9.6

CLOWNEY'S SEASON STATS



2022-23 Alabama Men's Basketball
Individual Game-by-Game
All games

Page 10/16
as of Jan 08, 2023

#15 CLOWNEY, Noah

Opponent	Date	GS	MIN	FG-FGA	PCT	3FG-3FGA	PCT	FT-FTA	PCT	OFF	DEF	TOT	AVG	PF	A	TO	BLK	STL	PTS	AVG
Longwood	11/07/2022	*	23:30	4-7	.571	1-4	.250	0-1	.000	2	9	11	11.0	1	0	1	2	0	9	9.0
Liberty	11/11/2022	*	15:38	1-3	.333	0-1	.000	0-0	.000	1	5	6	8.5	5	0	2	2	0	2	5.5
at South Alabama	11/15/2022	*	28:59	3-8	.375	0-3	.000	2-5	.400	8	7	15	10.7	0	1	1	3	1	8	6.3
Jacksonville St.	11/18/2022	*	21:24	3-8	.375	0-4	.000	2-4	.500	4	6	10	10.5	3	1	2	0	0	8	6.8
vs Michigan St.	11/24/2022	*	25:35	3-4	.750	1-2	.500	3-5	.600	1	5	6	9.6	3	3	4	1	3	10	7.4
vs UConn	11/25/2022	*	30:11	3-6	.500	0-1	.000	3-3	1.000	1	3	4	8.7	3	0	2	1	2	9	7.7
vs North Carolina	11/27/2022	*	03:22	0-2	.000	0-1	.000	1-2	.500	0	3	3	7.9	0	0	0	1	0	1	6.7
South Dakota St.	12/03/2022	*	28:46	8-17	.471	5-12	.417	1-3	.333	2	7	9	8.0	3	4	2	0	1	22	8.6
at Houston	12/10/2022	*	27:47	7-12	.583	2-6	.333	0-0	.000	2	9	11	8.3	4	1	3	2	0	16	9.4
Memphis	12/13/2022	*	26:51	3-3	1.000	0-0	.000	5-8	.625	3	6	9	8.4	5	0	3	3	0	11	9.6
vs Gonzaga	12/17/2022	*	31:34	3-4	.750	1-2	.500	2-3	.667	2	11	13	8.8	3	0	3	1	0	9	9.5
at Mississippi St.	12/28/2022	*	24:02	4-8	.500	1-3	.333	3-4	.750	1	7	8	8.8	4	2	2	1	1	12	9.8
Ole Miss	01/03/2023	*	29:15	4-6	.667	1-1	1.000	1-3	.333	2	6	8	8.7	1	0	0	1	0	10	9.8
Kentucky	01/07/2023	*	25:55	2-5	.400	1-2	.500	3-5	.600	0	6	6	8.5	0	1	0	0	0	8	9.6
Totals		14	342:49	48-93	.516	13-42	.310	26-46	.565	29	90	119	8.5	35	13	25	18	8	135	9.6

Player Averages

Games Played	Minutes/game	Points/game	FG Pct	3FG Pct	FT Pct	Rebounds/game	Assists/game	Turnovers/game	Assist/Turnover ratio	Steals/game	Blocks/game
14	24.5	9.6	51.6	31.0	56.5	8.5	0.9	1.8	0.5	0.6	1.3



23

NICK PRINGLE

Seabrook, S.C.
Dodge City CC
Wofford
Whale Branch HS

Forward / Junior / 6-9 / 220

CAREER HIGHS

Points	17	vs. Carver (11/28/20)
Rebounds	11	vs. Toccoa Falls (11/28/20)
Assists	2	vs. Toccoa Falls (11/28/20)
Steals	3	vs. Toccoa Falls (11/28/20)
Blocks	3	vs. Longwood (11/7/22)
Minutes	24	vs. Carver (11/28/20)
Field Goals	8	vs. Carver (11/28/20)
FG Att.	10	vs. Carver (11/28/20)
3-Point FG		
3-Point Att.	1	at Richmond (12/7/20)
Free Throws	2	vs. Toccoa Falls (11/28/20)
FT Att.	4	vs. Toccoa Falls (11/28/20)

2022-23 SEASON HIGHS

Points	14	vs. Jackson State (12/20/22)
Rebounds	9	vs. Jackson State (12/20/22)
Assists	2	vs. Jackson State (12/20/22)
Steals	2	vs. Jackson State (12/20/22)
Blocks	3	vs. Longwood (11/7/22)
Minutes	18:47	vs. Longwood (11/7/22)
Field Goals	5	vs. Jackson State (12/20/22)
FG Att.	5	vs. Jackson State (12/20/22)
3-Point FG	--	--
3-Point Att.	--	--
Free Throws	4	vs. Jackson State (12/20/22)
FT Att.	8	vs. Jackson State (12/20/22)

MISCELLANEOUS STATS

CATEGORY	2022-23	CAREER
Double-digit scoring	3	4
20+ point games	0	0
Double-digit rebounding	0	1
Double-doubles	0	0
Led UA in scoring	0	0
Led UA in rebounding	0	0
Led UA in three-pointers	0	0
Led UA in assists	0	0
Led UA in steals	0	0
Led UA in blocks	3	3
5+ assist games	0	0
3+ three-pointers	0	0
3+ steal games	0	0
3+ block games	0	0

PRINGLE'S CAREER STATS

Year	GP	GS	Min	Avg	FG	FGA	Pct	3FG	3FGA	Pct	FT	FTA	Pct	Off	Def	Tot	Avg	PF	FO	Ast	TO	Blk	Stl	Pts	Avg
2020-21*	15	0	92	6.2	13	22	.591	0	2	.000	4	11	.364	13	19	32	2.1	13	0	2	9	1	8	30	2.0
2022-23	15	0	115	7.6	14	15	.933	0	0	.000	7	15	.467	14	22	36	2.4	26	0	4	6	8	4	35	2.3
TOTAL	30	0	207	6.9	27	37	.730	0	2	.000	11	26	.423	27	41	68	2.3	39	0	6	15	9	12	65	2.2

* First season at Wofford (2020-21)

PRINGLE'S SEASON STATS



2022-23 Alabama Men's Basketball
Individual Game-by-Game
All games

Page 11/16
as of Jan 08, 2023

#23 PRINGLE, Nick

Opponent	Date	GS	MIN	Total		3-Pointers		Free throws		Rebounds				PF	A	TO	BLK	STL	PTS	AVG
				FG-FGA	PCT	3FG-3FGA	PCT	FT-FTA	PCT	OFF	DEF	TOT	AVG							
Longwood	11/07/2022		11:15	2-2	1.000	0-0	.000	0-0	.000	1	3	4	4.0	4	0	1	3	0	4	4.0
Liberty	11/11/2022		03:52	1-1	1.000	0-0	.000	0-0	.000	1	0	1	2.5	1	0	1	0	0	2	3.0
at South Alabama	11/15/2022		11:24	0-1	.000	0-0	.000	0-0	.000	3	2	5	3.3	1	1	2	1	1	0	2.0
Jacksonville St.	11/18/2022		07:37	0-0	.000	0-0	.000	0-0	.000	2	2	4	3.5	1	0	0	1	0	0	1.5
vs Michigan St.	11/24/2022		04:33	0-0	.000	0-0	.000	0-0	.000	1	1	2	3.2	2	0	0	0	0	0	1.2
vs UConn	11/25/2022		04:02	0-0	.000	0-0	.000	0-0	.000	1	0	1	2.8	2	0	0	0	0	0	1.0
vs North Carolina	11/27/2022		05:18	0-0	.000	0-0	.000	0-0	.000	0	1	1	2.6	2	0	0	0	0	0	0.9
South Dakota St.	12/03/2022		03:01	0-0	.000	0-0	.000	0-0	.000	0	0	0	2.3	1	0	0	0	0	0	0.8
at Houston	12/10/2022		08:06	1-1	1.000	0-0	.000	1-2	.500	0	1	1	2.1	4	0	0	0	1	3	1.0
Memphis	12/13/2022		02:23	0-0	.000	0-0	.000	0-0	.000	0	0	0	1.9	0	0	0	0	0	0	0.9
vs Gonzaga	12/17/2022		00:41	0-0	.000	0-0	.000	0-0	.000	0	0	0	1.7	0	0	0	0	0	0	0.8
Jackson St.	12/20/2022		18:46	5-5	1.000	0-0	.000	4-8	.500	2	7	9	2.3	2	2	1	1	2	14	1.9
at Mississippi St.	12/28/2022		19:54	4-4	1.000	0-0	.000	2-3	.667	2	2	4	2.5	4	0	1	0	0	10	2.5
Ole Miss	01/03/2023		09:07	1-1	1.000	0-0	.000	0-1	.000	1	2	3	2.5	2	1	0	0	0	2	2.5
Kentucky	01/07/2023		04:31	0-0	.000	0-0	.000	0-1	.000	0	1	1	2.4	0	0	0	2	0	0	2.3
Totals		0	114:31	14-15	.933	0-0	.000	7-15	.467	14	22	36	2.4	26	4	6	8	4	35	2.3

Player Averages

Games Played	Minutes/game	Points/game	FG Pct	3FG Pct	FT Pct	Rebounds/game	Assists/game	Turnovers/game	Assist/Turnover ratio	Steals/game	Blocks/game
15	7.6	2.3	93.3	0.0	46.7	2.4	0.3	0.4	0.7	0.3	0.5



24
BRANDON
MILLER

Antioch, Tenn.
Cane Ridge HS

Forward / Freshman / 6-9 / 200

CAREER HIGHS

Points	36	vs. Gonzaga (12/17/22)
Rebounds	14	vs. Jackson State (12/20/22)
Assists	3	6x, last vs. Mississippi State (12/28/22)
Steals	3	2x, last vs. Ole Miss (1/3/23)
Blocks	2	2x, last vs. UConn (11/25/22)
Minutes	37:15	vs. Gonzaga (12/17/22)
Field Goals	12	vs. Gonzaga (12/17/22)
FG Att.	22	vs. Gonzaga (12/17/22)
3-Point FG	7	vs. Jacksonville State (11/18/22)
3-Point Att.	11	vs. Gonzaga (12/17/22)
Free Throws	8	at Houston (12/10/22)
FT Att.	9	at Houston (12/10/22)

2022-23 SEASON HIGHS

Points	36	vs. Gonzaga (12/17/22)
Rebounds	14	vs. Jackson State (12/20/22)
Assists	3	6x, last vs. Mississippi State (12/28/22)
Steals	3	2x, last vs. Ole Miss (1/3/23)
Blocks	2	2x, last vs. UConn (11/25/22)
Minutes	37:15	vs. Gonzaga (12/17/22)
Field Goals	12	vs. Gonzaga (12/17/22)
FG Att.	22	vs. Gonzaga (12/17/22)
3-Point FG	7	vs. Jacksonville State (11/18/22)
3-Point Att.	11	vs. Gonzaga (12/17/22)
Free Throws	8	at Houston (12/10/22)
FT Att.	9	at Houston (12/10/22)

MISCELLANEOUS STATS

CATEGORY	2022-23	CAREER
Double-digit scoring	14	14
20+ point games	5	5
Double-digit rebounding	3	3
Double-doubles	3	3
Led UA in scoring	9	9
Led UA in rebounding	8	8
Led UA in three-pointers	10	10
Led UA in assists	3	3
Led UA in steals	6	6
Led UA in blocks	2	2
5+ assist games	1	1
3+ three-pointers	9	9
3+ steal games	1	1
3+ block games	0	0

MILLER'S CAREER STATS

Year	GP	GS	Min	Avg	FG	FGA	Pct	3FG	3FGA	Pct	FT	FTA	Pct	Off	Def	Tot	Avg	PF	FO	Ast	TO	Blk	Stl	Pts	Avg
2022-23	15	15	500	33.3	90	208	.433	47	108	.435	59	71	.831	33	94	127	8.5	34	0	29	34	1	13	286	19.1
TOTAL	15	15	500	33.3	90	208	.433	47	108	.435	59	71	.831	33	94	127	8.5	34	0	29	34	1	13	286	19.1

MILLER'S SEASON STATS



2022-23 Alabama Men's Basketball
Individual Game-by-Game
All games

Page 12/16
as of Jan 08, 2023

#24 MILLER, Brandon

Opponent	Date	GS	MIN	Total		3-Pointers		Free throws		Rebounds				PF	A	TO	BLK	STL	PTS	AVG	
				FG-FGA	PCT	3FG-3FGA	PCT	FT-FTA	PCT	OFF	DEF	TOT	AVG								
Longwood	11/07/2022	*	32:42	6-14	.429	0-6	.000	2-2	1.000	3	10	13	13.0	0	0	3	1	0	14	14.0	
Liberty	11/11/2022	*	29:37	5-8	.625	4-5	.800	6-6	1.000	0	8	8	10.5	3	3	0	1	2	20	17.0	
at South Alabama	11/15/2022	*	35:55	5-16	.313	4-9	.444	5-7	.714	3	5	8	9.7	3	3	4	1	0	19	17.7	
Jacksonville St.	11/18/2022	*	25:15	9-12	.750	7-9	.778	3-5	.600	4	4	8	9.3	3	3	0	1	0	28	20.3	
vs Michigan St.	11/24/2022	*	34:43	8-19	.421	4-7	.571	4-5	.800	4	5	9	9.2	3	0	0	2	0	24	21.0	
vs UConn	11/25/2022	*	31:48	5-15	.333	3-6	.500	5-7	.714	4	5	9	9.2	1	3	2	2	0	18	20.5	
vs North Carolina	11/27/2022	*	47:50	4-21	.190	2-8	.250	4-4	1.000	3	4	7	8.9	4	2	3	0	0	14	19.6	
South Dakota St.	12/03/2022	*	33:03	5-11	.455	3-8	.375	3-4	.750	2	7	9	8.9	2	1	3	0	1	16	19.1	
at Houston	12/10/2022	*	30:13	0-8	.000	0-5	.000	8-9	.889	1	4	5	8.4	2	0	2	0	2	8	17.9	
Memphis	12/13/2022	*	32:48	7-13	.538	4-8	.500	6-7	.857	2	6	8	8.4	2	5	2	2	0	24	18.5	
vs Gonzaga	12/17/2022	*	37:15	12-22	.545	6-11	.545	6-6	1.000	1	5	6	8.2	3	1	6	0	1	36	20.1	
Jackson St.	12/20/2022	*	35:33	3-7	.429	1-4	.250	3-4	.750	3	11	14	8.7	2	3	5	0	3	10	19.3	
at Mississippi St.	12/28/2022	*	30:04	7-15	.467	5-10	.500	0-0	.000	1	10	11	8.8	4	3	2	0	0	19	19.2	
Ole Miss	01/03/2023	*	29:26	7-12	.583	2-6	.333	1-2	.500	0	5	5	8.6	2	2	1	1	3	17	19.1	
Kentucky	01/07/2023	*	33:34	7-15	.467	2-6	.333	3-3	1.000	2	5	7	8.5	0	0	1	1	1	19	19.1	
Totals			15	499:45	90-208	.433	47-108	.435	59-71	.831	33	94	127	8.5	34	29	34	12	13	286	19.1

Player Averages

Games Played	Minutes/game	Points/game	FG Pct	3FG Pct	FT Pct	Rebounds/game	Assists/game	Turnovers/game	Assist/Turnover ratio	Steals/game	Blocks/game
15	33.3	19.1	43.3	43.5	83.1	8.5	1.9	2.3	0.9	0.9	0.8



25

NIMARI BURNETT

Chicago, Ill.
Texas Tech
Prolific Prep

Guard / Sophomore / 6-4 / 190

CAREER HIGHS

Points	18	vs. Jacksonville State (11/18/22)
Rebounds	4	4x, last vs. Jacksonville State (11/18/22)
Assists	4	vs. Incarnate Word (12/29/20)
Steals	6	vs. Grambling (12/6/20)
Blocks	3	vs. Troy (12/4/20)
Minutes	30	vs. Abilene Christian (12/9/20)
Field Goals	5	vs. Jacksonville State (11/18/22)
FG Att.	7	vs. Troy (12/4/20)
3-Point FG	5	vs. Jacksonville State (11/18/22)
3-Point Att.	6	vs. Jacksonville State (11/18/22)
Free Throws	8	vs. Abilene Christian (12/9/20)
FT Att.	10	vs. Abilene Christian (12/9/20)

2022-23 SEASON HIGHS

Points	18	vs. Jacksonville State (11/18/22)
Rebounds	4	2x, last vs. Jacksonville State (11/18/22)
Assists	2	vs. South Dakota State (12/3/22)
Steals	1	3x, last vs. South Dakota State (12/3/22)
Blocks	1	3x, last vs. North Carolina (11/27/22)
Minutes	23:18	vs. Liberty (11/11/22)
Field Goals	5	vs. Jacksonville State (11/18/22)
FG Att.	10	vs. South Dakota State (12/3/22)
3-Point FG	5	vs. Jacksonville State (11/18/22)
3-Point Att.	6	2x, last vs. South Dakota State (12/3/22)
Free Throws	7	vs. Liberty (11/11/22)
FT Att.	8	vs. Liberty (11/11/22)

MISCELLANEOUS STATS

CATEGORY	2022-23	CAREER
Double-digit scoring	1	1
20+ point games	0	0
Double-digit rebounding	0	0
Double-doubles	0	0
Led UA in scoring	0	0
Led UA in rebounding	0	0
Led UA in three-pointers	1	1
Led UA in assists	0	0
Led UA in steals	2	2
Led UA in blocks	1	1
5+ assist games	0	0
3+ three-pointers	1	1
3+ steal games	0	3
3+ block games	0	0

BURNETT'S CAREER STATS

Year	GP	GS	Min	Avg	FG	FGA	Pct	3FG	3FGA	Pct	FT	FTA	Pct	Off	Def	Tot	Avg	PF	FO	Ast	TO	Blk	Stl	Pts	Avg
2021-22*	12	0	214	17.8	14	50	.280	4	23	.174	32	36	.889	6	16	22	1.8	21	0	11	17	6	17	64	5.3
2022-23	9	9	169	18.7	19	45	.422	10	29	.345	23	31	.742	8	13	21	2.3	19	0	7	15	3	4	71	7.9
TOTAL	21	9	382	18.2	33	95	.347	14	52	.269	55	67	.821	14	29	43	2.0	40	0	18	32	9	21	135	6.4

* First season at Texas Tech (2020-21)

BURNETT'S SEASON STATS



2022-23 Alabama Men's Basketball
Individual Game-by-Game
All games

Page 13/16
as of Jan 08, 2023

#25 BURNETT, Nimari

Opponent	Date	GS	MIN	Total FG-FGA	PCT	3-Pointers 3FG-3FGA	PCT	Free throws FT-FTA	PCT	Rebounds OFF DEF TOT AVG	PF	A	TO	BLK	STL	PTS	AVG
Longwood	11/07/2022	*	14:30	1-6	.167	0-4	.000	1-3	.333	0	2	2	2.0	1	1	5	3.0
Liberty	11/11/2022	*	23:18	1-4	.250	0-2	.000	7-8	.875	1	2	3	2.5	1	1	0	6.0
at South Alabama	11/15/2022	*	20:19	2-6	.333	1-4	.250	2-3	.667	3	1	4	3.0	3	1	4	6.3
Jacksonville St.	11/18/2022	*	22:39	5-6	.833	5-6	.833	3-4	.750	1	3	4	3.3	3	0	2	9.3
vs Michigan St.	11/24/2022	*	16:55	2-3	.667	2-2	1.000	2-2	1.000	1	1	2	3.0	2	1	0	9.0
vs UConn	11/25/2022	*	18:06	2-3	.667	0-0	.000	2-3	.667	0	2	2	2.8	2	0	0	8.5
vs North Carolina	11/27/2022	*	13:48	1-3	.333	0-1	.000	1-2	.500	0	1	1	2.6	4	1	1	7.7
South Dakota St.	12/03/2022	*	19:15	3-10	.300	0-6	.000	3-3	1.000	2	0	2	2.5	2	2	1	9.7
at Houston	12/10/2022	*	19:53	2-4	.500	2-4	.500	2-3	.667	0	1	1	2.3	1	0	1	7.9
Totals		9	168:42	19-45	.422	10-29	.345	23-31	.742	8	13	21	2.3	19	7	15	7.9

Player Averages

Games Played	Minutes/game	Points/game	FG Pct	3FG Pct	FT Pct	Rebounds/game	Assists/game	Turnovers/game	Assist/Turnover ratio	Steals/game	Blocks/game
9	18.7	7.9	42.2	34.5	74.2	2.3	0.8	1.7	0.5	0.4	0.3

THE LAST TIME...

TEAM...

Scored 100 points or more:

Nov. 27, 2022 - UA 103, No. 1 North Carolina 101

Scored 110 points or more:

Feb. 13, 2021 - UA 115, Georgia 82

Scored less than 50 points:

Jan. 6, 2018 - Georgia 65, UA 46

Allowed 100 points:

Dec. 17, 2022 - UA 90, No. 15 Gonzaga 100

Held opponent to 40 points or less:

Jan. 10, 2015 - UA 56, Tennessee 38

Held opponent to 15 pts or less in half:Nov. 29, 2016 - 15 points allowed vs.
Charleston Southern (1st half)**Scored 60 points in a half:**Nov. 28, 2021 - 63 points in second half
vs. Miami**Won an overtime game:**

Nov. 27, 2022 - UA 103, No. 1 North Carolina 101 (4ot)

Lost an overtime game:

March 5, 2022 - LSU 80, UA 77 (4ot)

Played a double-overtime game:

Nov. 27, 2022 - UA 103, No. 1 North Carolina 101 (4ot)

Played a triple-overtime game:

Nov. 27, 2022 - UA 103, No. 1 North Carolina 101 (4ot)

Played a quadruple-overtime game:

Nov. 27, 2022 - UA 103, No. 1 North Carolina 101 (4ot)

Shot 60% in a game:

Feb. 9, 2022 - 60.0% (36-of-60) at Ole Miss

Shot 60% or better in a half:Nov. 11, 2022 - 60.0% (15-of-25) in second half
vs. Liberty**Shot 70% or better in a half:**Nov. 29, 2019 - 72.7% in
2nd half vs. Southern Miss**Failed to hit a three-pointer in a game:**

Dec. 4, 2010 vs. Purdue (397 games)

Had at least 20 three-pointers in a game:

Nov. 18, 2022 vs. Jacksonville State (21)

Had at least 15 steals in a game:

Dec. 12, 2020 vs. Clemson (17)

Had at least 25 assists in a game:

Nov. 17, 2017 vs. Alabama A&M (25)

Had at least 10 blocks in a game:

Nov. 19, 2021 vs. South Dakota State (10)

Forced 25 turnovers in a game:

Nov. 11, 2012 vs. West Alabama (25)

Played a ranked opponent (AP poll):

Dec. 28, 2022 - UA 78, No. 21 Mississippi State 67

Beat a ranked opponent at neutral site:

Nov. 27, 2022 - UA 103, No. 1 North Carolina 101 (4ot)

Beat a ranked opponent at home:

Jan. 29, 2022 vs. No. 4 Baylor (won, 87-78)

Beat a ranked opponent on the road:

Dec. 28, 2022 - UA 78, No. 21 Mississippi State 67

Beat a top-10 opponent:

Dec. 10, 2022 - UA 71, No. 1 Houston 65

Beat a top-10 opponent on the road:

Dec. 10, 2022 - UA 71, No. 1 Houston 65

Beat a top-5 opponent:

Dec. 10, 2022 - UA 71, No. 1 Houston 65

Beat a top-5 opponent on the road:

Dec. 10, 2022 - UA 71, No. 1 Houston 65

Played a No. 1 ranked opponent:

Dec. 10, 2022 - UA 71, No. 1 Houston 65

Beat a No. 1 ranked opponent on the road:

Dec. 10, 2022 - UA 71, No. 1 Houston 65

Beat a No. 1 ranked opponent:

Dec. 10, 2022 - UA 71, No. 1 Houston 65

Had a player score 50 points:Michael Nordholz (50) vs. Southern Miss,
12/12/76 (single-game scoring record)

INDIVIDUAL...

Had a player score 40 points:

Collin Sexton (40) vs. Minnesota, 11/25/17

Had a player score 35 points:

Brandon Miller (36) vs. Gonzaga, 12/17/22

Had a player score 30 points:

Brandon Miller (36) vs. Gonzaga, 12/17/22

Had a player grab 20 rebounds:

Richard Hendrix (23) vs. Troy, 11/9/07

Had a player dish out 10 or more assists:

JD Davison (10) vs. Miami, 11/28/21

Had a player block five shots:

Charles Bediako (5) vs. South Dakota State, 12/3/22

Had a player block 10 shots:

Roy Rogers (10) vs. LSU, 2/17/96

Had a player with seven or more steals in a game:

Jeremy Hays (8) vs. Oregon State, 12/12/98

Had three players score 20 or more in a game

John Petty Jr. (24), Joshua Primo (22), Jahvon Quinerly (22) at LSU, 1/19/21

Had two players record a double-double in same game:

Brandon Miller (14 pts, 13 rebs), Mark Sears (12 pts, 10 rebs) vs. Longwood, 11/7/22

Had three players record a double-double in same game:

Jermareo Davidson (12 pts, 12 rebs), Alonzo Gee (22 pts, 10 rebs), Richard Hendrix (18 pts, 12 rebs) vs. Louisiana Monroe, 11/28/06

Had a player record a double-double in three consecutive games:

Donta Hall (14 pts, 16 rebs vs. Texas A&M, 12 pts, 11 rebs at Missouri, 16 pts, 12 rebs vs. Tennessee) (Jan. 12, Jan. 16, Jan. 19, 2019)

Had a player record a double-double in four consecutive games:

Donta Hall (14 pts, 16 rebs vs. Texas A&M, 12 pts, 11 rebs at Missouri, 16 pts, 12 rebs vs. Tennessee, 10 pts, 11 rebs vs. Ole Miss) (Jan. 12, Jan. 16, Jan. 19, Jan. 22, 2019)

Had six or more players score in double figures:

Mark Sears (24), Jahvon Quinerly (21), Charles Bediako (14), Brandon Miller (14), Noah Gurley (13), Jaden Bradley (10) vs. No. 1 North Carolina (4ot), 11/27/22

Players who recorded a triple-double:Kira Lewis Jr. (10 pts, 10 rebs, 13 asts) at Auburn, 2/12/20
Roy Rogers (27 pts, 10 rebs, 10 blocks) vs. LSU, 2/17/96
Roy Rogers (15 pts, 12 rebs, 14 blks) at Georgia, 2/10/96**indicates SEC record*

2022-23 BOX SCORES

GAME 1: #20/19 ALABAMA VS. LONGWOOD



Official Basketball Box Score - Final
Longwood at Alabama
 11/07/22 Coleman Coliseum, Tuscaloosa
 2022-23 Men's Basketball

Game Time: 7:30 PM
 Game Duration: 2:07
 Attendance: 10,472

Officials: Bart Lenox, John Hampton, R.B. Clayburn

Longwood - 54

Record: 0-1

NO. Name	Min	FG M-A	3P M-A	FT M-A	Rebounds OR DR TOT	Fouls PF FD	TP	AS	TO	ST	Blocks BS BA	+/-
0 Leslie Nkereuwem	F 21:26	1-8	0-1	3-6	2 3 5	3 4	5	0	3	0	0	-12
25 Michael Christmas	F 21:52	5-12	1-4	1-2	2 3 5	3 3	12	0	0	2	1	-12
1 Isaiah Wilkins	G 21:05	2-10	1-1	0-0	2 4 6	2 0	5	0	1	1	0	-22
3 DeShaun Wade	G 27:06	0-4	0-1	0-0	0 0 0	4 1	0	1	2	1	0	-32
23 D'Avian Houston	G 19:29	2-7	0-0	1-3	2 1 3	2 2	5	1	1	1	0	-11
4 Zac Watson	18:34	2-6	0-0	3-4	2 3 5	3 3	7	1	0	0	0	-9
20 Wally Napper	30:11	3-11	0-0	2-2	0 2 2	2 2	8	3	2	3	0	-6
2 Nate Litteras	15:06	3-7	2-4	1-1	0 2 2	1 1	9	0	0	0	1	-7
25 Jesper Granlund	17:04	1-2	1-2	0-1	1 2 3	1 1	3	1	0	0	1	0
5 Jaylani Darden	08:05	0-4	0-0	0-0	1 3 4	1 1	0	1	0	0	0	2
Team					0 3 3							
Totals		19-71	5-13	11-19	12 26 38	22 18	54	8	10	8	3	9 -21

Technical Fouls: NONE

Alabama - 75

Record: 1-0

NO. Name	Min	FG M-A	3P M-A	FT M-A	Rebounds OR DR TOT	Fouls PF FD	TP	AS	TO	ST	Blocks BS BA	+/-
15 Noah Clowney	F 23:30	4-7	1-4	0-1	2 9 11	1 1	9	0	1	0	2	19
24 Brandon Miller	F 32:42	6-14	0-6	2-2	3 10 13	0 2	14	0	3	0	1	27
14 Charles Bediako	C 21:57	4-7	0-0	0-1	8 4 12	4 3	8	1	0	3	2	22
1 Mark Sears	G 29:14	2-11	1-5	7-8	1 9 10	2 4	12	5	5	0	1	23
25 Nimari Burnett	G 14:30	1-6	0-4	1-3	0 2 2	1 2	3	1	0	0	1	9
0 Jaden Bradley	22:12	3-5	0-0	5-6	2 4 6	2 5	11	1	1	1	0	0
3 Rylan Griffen	26:47	5-13	1-7	3-5	1 1 2	0 4	14	0	1	2	0	23
4 Noah Gurley	08:39	0-0	0-0	0-0	1 1 1	1 0	0	1	1	0	0	6
23 Nick Pringle	11:15	2-2	0-0	0-0	1 3 4	4 0	4	0	1	0	3	-7
2 Darius Miles	07:06	0-2	0-1	0-0	0 0 0	2 1	0	1	1	0	0	-8
12 Delaney Heard	00:32	0-1	0-0	0-0	1 0 1	0 0	0	0	0	0	0	-4
30 Adam Cottrell	00:32	0-0	0-0	0-0	0 0 0	0 0	0	0	0	0	0	-4
31 Max Scharnowski	00:32	0-0	0-0	0-0	0 0 0	1 0	0	0	0	0	0	-4
34 Jaden Quinerly	00:32	0-1	0-1	0-0	0 0 0	0 0	0	0	0	0	0	-4
Team					3 2 5							
Totals		27-69	3-28	18-26	22 45 67	18 22	75	10	19	6	9	3 -21

Technical Fouls: NONE

	LIB	BAMA
Biggest lead	1 (1 st 19:15)	25 (2 nd 1:05)
Best Scoring Run	8 (1 st 2:47)	9 (1 st 15:03)
Lead Changes	2	
Times Tied	0	
Time with Lead	00:45	38:48

Points from	LIB	BAMA
Turnovers	11	10
Paint	24	48
Second Chance	8	19
Fast Breaks	2	11
Bench	27	29

Period by Period Scoring	LIB	BAMA
1st	26	54
2nd	28	54
TOT	34	75

GAME 2: #20/19 ALABAMA VS. LIBERTY



Official Basketball Box Score - Final
Liberty at Alabama
 11/11/22 Coleman Coliseum, Tuscaloosa, Ala.
 2022-23 Men's Basketball

Game Time: 7:00 PM
 Game Duration: 2:05
 Attendance: 10,270

Officials: Jason Baker, Wil Howard, Gerald Williams

Liberty - 59

Record: 1-1

NO. Name	Min	FG M-A	3P M-A	FT M-A	Rebounds OR DR TOT	Fouls PF FD	TP	AS	TO	ST	Blocks BS BA	+/-
22 Kyle Rode	F 29:31	3-9	1-5	2-2	0 1 1	0 3	9	4	1	0	0	-21
33 Shiloh Robinson	F 23:49	4-7	1-4	2-2	0 2 2	3 2	11	4	1	0	0	-15
0 Colin Porter	G 26:30	2-6	2-2	0 0	2 2 4	4 0	6	2	0	1	0	-22
2 Darius McGhee	G 22:03	3-11	1-5	1-2	0 2 2	3 1	8	0	3	1	1	-31
23 Joseph Venzant	G 18:06	3-6	1-3	2-2	2 2 4	1 5	9	0	1	2	0	-13
1 Brody Peebles	21:32	3-8	2-5	2-2	0 1 1	5 2	10	0	2	1	0	-17
25 Zach Cleveland	13:55	0-3	0-1	0-2	0 1 1	1 2	0	1	3	0	0	-15
32 Blake Preston	12:32	0-1	0-0	3-4	1 2 3	0 3	3	1	1	1	0	-14
3 Isiah Warfield	13:55	0-2	0-2	1-2	0 0 0	5 4	1	1	0	0	0	-15
11 Jonathan Jackson	10:21	0-1	0-1	0-0	0 1 1	1 0	0	0	1	0	0	-8
21 Gabriel McKay	03:34	0-0	0-0	0-0	0 0 0	0 0	0	0	0	0	0	-5
5 Bryson Spell	02:12	0-1	0-1	2-2	0 0 0	1 2	0	0	0	0	0	-2
4 Stephen Burgraf	02:00	0-0	0-0	0-0	0 0 0	0 0	0	0	0	0	0	-2
Team					3 3 6							
Totals		18-55	8-29	15-20	6 17 23	25 23	59	13	14	6	1	6 -36

Technical Fouls: NONE

Alabama - 95

Record: 2-0

NO. Name	Min	FG M-A	3P M-A	FT M-A	Rebounds OR DR TOT	Fouls PF FD	TP	AS	TO	ST	Blocks BS BA	+/-
15 Noah Clowney	F 15:38	1-3	0-1	0-0	1 5 6	5 1	2	0	2	0	2	0
24 Brandon Miller	F 29:37	5-8	4-5	6-6	0 8 8	3 4	20	3	0	2	1	35
14 Charles Bediako	C 17:00	1-2	0-0	2-2	4 1 5	3 1	4	1	1	0	0	12
1 Mark Sears	G 29:43	8-11	3-5	3-6	2 6 8	1 6	22	4	5	0	0	20
25 Nimari Burnett	G 23:18	1-4	0-2	7-8	1 2 3	1 4	9	1	1	1	0	14
0 Jaden Bradley	26:22	3-5	0-0	4-6	0 0 0	1 3	10	3	1	2	0	35
4 Noah Gurley	23:05	2-7	1-2	2-2	1 4 5	3 1	7	2	0	1	0	29
3 Rylan Griffen	22:37	5-9	2-6	4-4	1 2 3	3 3	16	0	3	2	0	24
23 Nick Pringle	03:52	1-1	0-0	0-0	1 0 1	1 0	2	0	1	0	0	1
12 Delaney Heard	02:12	0-1	0-0	2-2	0 1 1	1 0	2	0	0	0	0	2
30 Adam Cottrell	02:12	0-1	0-1	0-0	0 1 1	2 0	0	0	0	0	0	2
31 Max Scharnowski	02:12	0-0	0-0	0-0	0 0 0	0 0	0	0	0	0	0	2
34 Jaden Quinerly	02:12	0-0	0-0	1-2	0 1 1	1 1	0	1	1	1	0	2
Team					1 2 3							
Totals		27-52	10-22	31-38	12 33 45	23 25	95	14	15	8	6	1 -36

Technical Fouls: NONE

	LIB	BAMA
Biggest lead	3 (1 st 18:26)	36 (2 nd 0:54)
Best Scoring Run	6 (1 st 18:26)	11 (1 st 10:51)
Lead Changes	4	
Times Tied	3	
Time with Lead	04:52	33:31

Points from	LIB	BAMA
Turnovers	14	16
Paint	18	34
Second Chance	4	17
Fast Breaks	0	11
Bench	16	38

Period by Period Scoring	LIB	BAMA
1st	31	59
2nd	28	59
TOT	40	95

GAME 3: #18/16 ALABAMA AT SOUTH ALABAMA



Official Basketball Box Score - Final
Alabama at South Alabama
 11/15/22 Mitchell Center, Mobile
 2022-23 Men's Basketball

Game Time: 9:00 PM
 Game Duration: 2:00
 Attendance: 7,673

Officials: Don Dalry, K.B. Burdett, Jr., Owen Shortt

Alabama - 65

Record: 3-0

NO. Name	Min	FG M-A	3P M-A	FT M-A	Rebounds OR DR TOT	Fouls PF FD	TP	AS	TO	ST	Blocks BS BA	+/-
15 Noah Clowney	F 28:59	3-8	0-3	2-5	8 7 15	0 3	8	1	1	1	3	12
24 Brandon Miller	F 35:55	5-16	4-9	5-7	3 5 8	3 4	19	3	4	0	1	2
14 Charles Bediako	C 10:56	2-4	0-1	1-3	2 5 7	5 3	5	0	1	0	2	12
1 Mark Sears	G 30:11	3-10	2-4	1-2	0 4 4	0 2	9	2	2	1	0	1
25 Nimari Burnett	G 20:19	2-6	1-4	2-3	3 1 4	3 1	7	1	4	0	0	-14
23 Nick Pringle	11:24	0-1	0-0	0-0	3 2 5	1 0	0	1	2	1	0	-9
0 Jaden Bradley	18:44	3-6	1-2	0-0	0 1 1	3 2	7	1	2	0	0	1
4 Noah Gurley	23:58	3-9	2-8	0-0	1 6 7	3 0	8	2	2	0	1	3
3 Rylan Griffen	15:29	1-6	0-4	0-0	4 2 6	0 1	2	0	0	1	1	0
5 Jahvon Quinerly	04:05	0-2	0-0	0-0	1 1 1	0 0	0	0	2	0	0	-5
Team					1 4 5							
Totals		22-68	10-35	11-20	25 38 63	18 16	65	11	21	4	9	5 -10

Technical Fouls: NONE

South Alabama - 55

Record: 1-2

NO. Name	Min	FG M-A	3P M-A	FT M-A	Rebounds OR DR TOT	Fouls PF FD	TP	AS	TO	ST	Blocks BS BA	+/-
21 Kevin Samuel	C 29:33	4-8	0-0	1-4	6 4 10	1 4	9	1	0	2	3	-18
0 Tyrell Jones	G 28:41	3-12	0-4	3-4	0 0 0	1 4	9	1	2	1	0	-5
2 Greg Parham II	G 30:00	2-14	0-5	2-2	0 6 6	2 1	6	0	3	1	0	-3
4 Isaiah Moore	G 34:24	9-21	0-2	2-4	1 2 3	3 3	20	1	2	1	0	-4
22 Owen White	G 38:35	2-10	2-10	0 0	1 3 4	3 4	6	1	0	0	0	-9
1 Jamar Franklin	10:33	0-1	0-0	0-0	0 0 0	0 0	0	0	0	0	0	-10
20 Marshall Keating	10:21	1-3	0-1	3-4	5 6 11	1 2	5	0	0	2	1	0
25 Judah Brown	12:20	0-2	0-1	0-0	2 2 3	0 0	0	0	1	0	1	-8
24 Tyler Shirley	04:28	0-0	0-0	0-0	0 0 0	2 0	0	0	1	0	0	-1
3 Elijah Ormiston	01:05	0-0	0-0	0-0	0 0 0	0 0	0	0	0	0	0	-2
Team					2 2 4							
Totals		21-71	2-23	11-18	15 25 40	16 18	55	4	9	7	5	9 -10

Technical Fouls: NONE

	BAMA	SOAL	Points from		BAMA	SOAL	Period by Period Scoring			
Biggest lead	20 (2nd 7:59)	0 (1st 20:00)	Turnovers	7	17			1st	2nd	TOT
Best Scoring Run	7 (2nd 17:39)	8 (2nd 0:52)	Paint	22	36	BAMA	32	33	65	
Lead Changes			Second Chance	22	14					
Times Tied	0		Fast Breaks	12	10	SOAL	22	33	55	
Time with Lead	39:05	00:00	Bench	17	5					

2022-23 BOX SCORES

GAME 5: #18/18 ALABAMA VS. #12/15 MICHIGAN STATE



Official Basketball Box Score - Final
Alabama at Michigan St.
11/24/22 Moda Center, Portland
2022-23 Men's Basketball

Game Time: 7:30 PM
Game Duration: 2:05
Attendance: 5,598

Officials: Jeff Clark, Brent Hampton, Randy Richardson

Alabama - 81

Record: 5-0

NO. Name	Min	FG M-A	3P M-A	FT M-A	Rebounds OR DR TOT	Fouls PF FD	TP	AS	TO	ST	Blocks BS BA	+/-
15 Noah Clowney	F 25:35	3-4	1-2	3-5	1 5 6	3 5	10	3	4	3	1 0 -3	
24 Brandon Miller	F 34:43	8-19	4-7	4-5	4 5 9	3 5	24	0	0	0	2 2 7	
14 Charles Bediako	C 19:35	4-6	0-0	0-3	1 3 4	3 4	8	0	0	0	2 0 -4	
1 Mark Sears	G 26:24	2-10	0-4	3-4	1 4 5	0 2	7	5	0	0	0 1 3	
25 Nimari Burnett	G 16:55	2-3	2-2	2-2	1 1 2	2 1	8	1	0	0	0 1 2	
0 Jaden Bradley	20:37	1-4	0-0	0-0	0 4 4	2 0	2	5	2	2	0 1 13	
4 Noah Gurley	25:07	4-8	0-4	4-4	1 2 3	1 3	12	2	1	1	0 0 21	
5 Jahvon Quinerly	18:31	4-8	1-3	1-1	1 2 3	1 2	10	3	3	0	0 0 1	
3 Rylan Griffen	08:00	0-1	0-1	0-0	0 2 2	2 0	0	0	0	0	0 0 4	
23 Nick Pringle	04:33	0-0	0-0	0-0	1 1 2	2 0	0	0	0	0	0 0 11	
Team					0 0 0							
Totals		28-63	8-23	17-24	11 29 40	20 22	81	19	10	6	5 5 11	

Technical Fouls:Clowney 1st8:19

Shooting By Period		
1 st FG%	16-33	48.5%
3PT%	4-11	36.4%
FT%	6-7	85.7%
2 nd FG%	12-30	40.0%
3PT%	4-12	33.3%
FT%	11-17	64.7%
GM FG%	28-63	44.4%
3PT%	8-23	34.8%
FT%	17-24	70.8%

Dead Ball Rebounds: 2, 0



Official Basketball Box Score - Final
UConn at Alabama
11/25/22 Veterans Memorial Coliseum, Portland
2022-23 Men's Basketball

Game Time: 6:30 PM
Game Duration: 2:06

Officials: DJ Carstensen, Don Daly, Mike Palau

UConn - 82

Record: 7-0

NO. Name	Min	FG M-A	3P M-A	FT M-A	Rebounds OR DR TOT	Fouls PF FD	TP	AS	TO	ST	Blocks BS BA	+/-
11 Alex Karaban	F 27:19	4-7	2-3	2-2	2 1 3	3 3	12	4	1	1	1 0 19	
21 Adama Sanogo	F 27:37	9-16	1-4	6-8	1 3 4	3 5	25	2	3	0	2 2 10	
2 Tristan Newton	G 34:17	1-6	1-2	6-6	1 3 4	3 7	9	8	1	4	1 2 8	
4 Nahiem Alleyne	G 12:58	0-5	0-3	0-0	0 3 3	2 0	0	0	0	0	0 0 -1	
24 Jordan Hawkins	G 26:29	5-10	3-6	3-4	0 2 2	4 2	16	1	2	0	0 0 -2	
44 Andre Jackson Jr.	26:35	2-8	0-4	0-0	3 4 7	3 1	4	1	2	0	1 1 18	
3 Joey Calcaterra	18:13	3-4	2-2	2-2	0 1 1	2 0	10	0	1	1	0 0 -1	
5 Hassan Diarra	14:47	0-2	0-0	2-2	0 1 1	1 2	2	2	0	1	1 21	
32 Donovan Clingan	10:47	2-2	0-0	0-0	1 4 5	2 3	4	0	1	1	1 0 7	
13 Richie Springs	00:29	0-0	0-0	0-0	0 0 0	0 0	0	0	0	0	0 0 -2	
33 Apostolos Roumoglou	00:29	0-0	0-0	0-0	0 0 0	0 0	0	0	0	0	0 0 -2	
Team					2 0 2							
Totals		26-60	9-24	21-24	10 22 32	23 23	82	18	12	8	7 6 15	

Technical Fouls:NONE

Shooting By Period		
1 st FG%	13-32	40.6%
3PT%	5-14	35.7%
FT%	4-6	66.7%
2 nd FG%	13-28	46.4%
3PT%	4-10	40.0%
FT%	17-18	94.4%
GM FG%	26-60	43.3%
3PT%	9-24	37.5%
FT%	21-24	87.5%

Dead Ball Rebounds: 1, 0

Michigan St. - 70

Record: 3-2

NO. Name	Min	FG M-A	3P M-A	FT M-A	Rebounds OR DR TOT	Fouls PF FD	TP	AS	TO	ST	Blocks BS BA	+/-
10 Joey Hauser	F 28:09	1-6	0-2	2-8	2 3 5	2 4	9	1	5	0	1 0 -13	
22 Mady Sissoko	C 17:04	1-3	0-0	2-3	0 4 4	2 5	4	1	0	0	1 1 -9	
1 Pierre Brooks	G 33:55	2-6	1-4	0-0	4 5 9	1 2	5	0	1	0	0 0 -14	
2 Tyson Walker	G 36:27	9-22	0-3	3-4	0 3 3	4 2	21	4	0	2	0 1 -4	
11 A.J. Hoggard	G 34:40	6-14	2-4	4-4	0 4 4	4 3	18	1	4	1	0 3 -21	
5 Tre Holloman	14:05	2-3	1-1	1-2	0 2 2	2 3	1	6	1	0	0 0 1	
0 Jaxon Kohler	18:56	3-8	0-0	0-2	4 3 7	3 2	6	1	0	0	1 0 -1	
115 Carson Cooper	11:50	0-0	0-0	1-2	0 2 2	3 1	1	0	1	0	2 0 3	
43 Jason Whiters	03:28	0-0	0-0	0-0	0 0 0	0 0	0	0	0	0	0 0 5	
14 Davis Smith	01:26	0-0	0-0	0-0	0 0 0	0 0	0	0	0	0	0 0 -2	
Team					4 2 6							
Totals		24-62	4-14	18-25	14 28 42	22 20	70	9	11	5	5 5 -11	

Technical Fouls:NONE

Shooting By Period		
1 st FG%	13-29	44.8%
3PT%	0-8	0.0%
FT%	11-14	78.6%
2 nd FG%	11-33	33.3%
3PT%	4-6	66.7%
FT%	7-11	63.6%
GM FG%	24-62	38.7%
3PT%	4-14	28.6%
FT%	18-25	72.0%

Dead Ball Rebounds: 2, 1

Points from		Turnovers		Paint		Second Chance		Fast Breaks		Bench	
ALA	MSU	ALA	MSU	ALA	MSU	ALA	MSU	ALA	MSU	ALA	MSU
18 (2 nd 9:17)	7 (1 st 5:41)	18	7	38	30	42	39	81			
10 (2 nd 9:17)	7 (1 st 8:19)	10	7	12	10	24	13				
9											
28:07	09:39										

Alabama - 67

Record: 5-1

NO. Name	Min	FG M-A	3P M-A	FT M-A	Rebounds OR DR TOT	Fouls PF FD	TP	AS	TO	ST	Blocks BS BA	+/-
15 Noah Clowney	F 30:11	3-6	0-1	3-3	1 3 4	3 4	9	0	2	2	1 1 -17	
24 Brandon Miller	F 31:48	5-15	3-6	5-7	4 5 9	1 5	18	3	2	0	2 3 -5	
14 Charles Bediako	C 17:44	1-2	0-0	1-1	1 4 5	4 3	8	1	0	2	0 1 -10	
25 Nimari Burnett	G 34:39	3-8	1-4	1-1	0 5 5	2 3	8	1	2	0	0 0 -16	
0 Jaden Bradley	G 18:06	2-3	0-0	2-3	0 2 2	2 2	6	0	0	0	0 1 -9	
5 Jahvon Quinerly	18:55	3-4	0-0	6-8	0 2 2	3 4	12	4	3	0	0 0 -1	
4 Noah Gurley	16:03	1-6	0-2	1-2	0 0 0	2 1	3	2	4	1	0 1 -7	
3 Rylan Griffen	12:29	1-3	0-1	0-0	0 0 0	0 1	2	0	2	0	1 1 -1	
2 Darius Miles	12:23	2-2	0-0	0-0	0 3 3	3 0	6	0	0	0	0 0 -7	
23 Nick Pringle	03:40	0-1	0-0	0-0	0 1 1	1 0	0	0	2	1	1 0 -4	
Team					1 0 1	2 0	0	0	0	0	0 0 1	
Totals		21-50	6-16	19-25	9 26 35	24 23	67	10	21	4	6 7 -15	

Technical Fouls:Coach 2nd 8:39

Points from		Turnovers		Paint		Second Chance		Fast Breaks		Bench	
CON	ALA	CON	ALA	CON	ALA	CON	ALA	CON	ALA	CON	ALA
19 (2 nd 3:16)	3 (1 st 17:05)	23	11	34	30	5	12	13	17	30	37
14 (1 st 9:29)	9 (1 st 0:03)	1		13	17	20	23				
6	01:32										
30:41	01:32										

GAME 7: #18 ALABAMA VS. NO. 1 NORTH CAROLINA



Official Basketball Box Score - Final
North Carolina at Alabama
11/27/22 Veterans Memorial Coliseum, Tuscaloosa
2022-23 Men's Basketball

Game Time: 12:30 PM
Game Duration: 3:12
Attendance: 1,921

Officials: Gerry Polard, Darron George, Deldre Carr

North Carolina - 101

Record: 5-2

NO. Name	Min	FG M-A	3P M-A	FT M-A	Rebounds OR DR TOT	Fouls PF FD	TP	AS	TO	ST	Blocks BS BA	+/-
5 Armando Bacot	F 38:11	7-12	0-0	6-6	6 4 10	4 6	20	2	6	0	3 1 -2	
32 Pete Nance	F 25:32	1-4	0-2	2-5	7 2 9	4 2	4	3	5	0	3 0 -3	
0 Leaky Black	G 33:52	4-8	2-3	0-0	1 7 8	2 1	10	0	0	2	3 1 -8	
2 Caleb Love	G 57:24	13-36	3-11	5-5	2 7 9	4 5	34	4	4	3	0 2 -9	
4 RJ Davis	G 50:36	8-24	2-6	1-2	0 9 9	4 4	19	4	2	3	0 2 -7	
11 D'Marco Dunn	15:20	1-2	0-1	0-0	0 0 0	2 0	2	0	0	1	0 0 19	
14 Puff Johnson	48:07	4-5	0-0	2-2	2 3 5	3 2	10	2	1	3	1 0 9	
0 Seth Trimble	07:01	0-0	0-0	0-1	0 1 1	0 1	0	0	0	0	0 0 -7	
22 Justin McKay	01:07	0-0	0-0	0-0	0 0 0	0 0	0	0	0	0	0 0 -2	
3 Dontrez Styles	02:06	0-0	0-0	0-0	0 0 0	0 0	0	0	0	0	0 0 -2	
21 Will Shaver	00:24	0-0	0-0	2-2	0 0 0	0 1	2	0	0	0	0 0 2	
Team					4 1 5							
Totals		38-91	7-23	18-20	17 37 54	23 22	101	15	18	12	10 6 -2	

Technical Fouls:NONE

Shooting By Period		
1 st FG%	11-28	39.3%
3PT%	4-10	40.0%
FT%	9-9	88.9%
2 nd FG%	18-38	47.4%
3PT%	2-7	28.6%
FT%	5-5	100%
OTFG%	9-25	36.0%
3PT%	1-6	16.7%
FT%	5-6	83.3%
GM FG%	38-91	41.8%
3PT%	7-23	30.4%
FT%	18-20	90.0%

Dead Ball Rebounds: 1, 0

Alabama - 103

Record: 6-1

Game 1 - 100															
NO. Name	Min	FG		3P	FT	Reb		Fouls		TP	AS	TO	ST	Blocks BS BA	+/-
		M	A	M		A	OR	DR	P						
15 Noah Clowney	F 03:22	0-2	0-1	1-2	0	3	3	0	1	0	0	0	1	1	2
24 Brandon Miller	F 47:50	4-21	2-8	4-4	3	4	7	4	14	2	3	0	0	3	11
14 Charles Bediako	C 43:55	7-9	0-0	0-2	8	8	16	4	5	14	2	1	2	3	0
1 Mark Sears	G 55:03	8-13	7-11	1-2	1	4	5	0	1	24	5	1	0	1	11
25 Nimari Burnett	G 13:48	1-3	0-1	1-2	0	1	1	4	2	3	1	1	0	1	-5
3 Rylan Griffen	15:43	1-2	1-1	0-0	0	1	1	2	1	3	0	0	0	0	-2
4 Noah Gurley	42:16	4-7	3-5	2-2	1	5	6	2	1	13	1	3	0	1	-4
0 Jaden Bradley	28:44	4-7	0-0	2-5	1	2	3	1	14	10	2	3	0	0	-12
5 Jahvon Quinerly	44:01	8-26	3-11	2-2	0	6	6	3	4	21	8	5	0	3	3
23 Nick Pringle	05:10	0-0	0-0	0-0	0	1	1	2	0	0	0	0	0	0	-12
Team					7	2	9			0	1				
Totals		37-90	16-38	13-21	21	37	58	22	23	103	21	22	6	6	10

2022-23 BOX SCORES

GAME 9: #8/10 ALABAMA AT #1/1 HOUSTON



Official Basketball Box Score - Final
Alabama at Houston
12/10/22 Fertitta Center, Houston, Texas
2022-23 Houston Cougars Basketball

Game Time: 2:05 PM
Game Duration: 2:17
Attendance: 7,718

Officials: Don Daily, Doug Shous, Keith Kinble

Alabama - 71

Record: 8-1

NO. Name	Min	FG M-A	3P M-A	FT M-A	Rebounds OR DR TOT	Fouls PF FD	TP	AS	TO	ST	Blocks BS BA	+/-
15 Noah Clowney	F 27:47	7-12	2-6	0-0	2 9 11	4 0	16	1	3	0	2 1 5	
24 Brandon Miller	F 30:13	0-8	0-5	8-9	1 4 5	2 5	8	0	2	2	0 1 -3	
14 Charles Bediako	C 17:25	0-0	0-0	1-2	0 2 2	4 2	1	0	0	0	1 0 -6	
1 Mark Sears	G 22:18	3-6	2-4	3-4	1 2 3	3 3	11	2	2	0	0 1 -5	
25 Nimari Burnett	G 19:53	2-4	2-4	0-3	0 1 1	1 2	8	0	1	1	0 0 0	
0 Jaden Bradley	24:43	5-9	0-0	2-3	1 4 5	0 3	12	4	0	0	0 1 17	
4 Noah Gurley	16:35	1-3	0-1	0-3	3 3 6	0 4	2	0	2	0	0 0 3	
5 Jahvon Quinerly	13:06	1-6	0-0	2-4	0 7 7	4 1	18	3	3	2	1 0 -5	
3 Rylan Griffin	17:54	2-5	1-3	1-2	2 2 2	2 1	6	2	2	1	0 4 0	
23 Nick Pringle	08:06	1-1	0-0	1-2	0 1 1	4 1	3	0	0	1	0 0 2	
Team					2 2 4		0	0				
Totals		22-54	7-23	20-32	12 32 44	20 24	71	9	15	6	3 8 6	

Technical Fouls: NONE

Houston - 65

Record: 9-1

NO. Name	Min	FG M-A	3P M-A	FT M-A	Rebounds OR DR TOT	Fouls PF FD	TP	AS	TO	ST	Blocks BS BA	+/-
13 J'wan Roberts	F 27:38	4-10	0-0	1-2	5 4 9	3 4	1	9	0	0	5 0 -5	
25 Jarace Walker	F 27:50	3-4	0-0	2-4	1 4 5	3 4	8	2	0	2	2 0 5	
0 Marcus Sasser	G 33:04	2-11	0-3	5-7	0 2 2	3 4	9	1	2	0	0 1 -13	
1 Jamal Shad	G 37:47	8-20	1-5	2-2	0 7 7	4 1	18	3	3	2	1 0 -5	
12 Tramon Mark	G 24:25	4-9	2-3	0-0	1 1 2	1 10	1	2	1	0	1 10	
32 Reggie Chaney	22:41	3-5	0-0	2-7	4 3 7	1 5	8	0	2	2	0 0 -12	
3 Ramon Walker Jr.	16:33	0-2	0-1	0-0	1 3 4	3 0	0	0	0	0	0 0 -8	
5 Ja'Vier Francis	01:51	1-2	0-0	0-0	0 0 0	2 1	2	0	0	0	0 0 0	
23 Terrance Arceneaux	08:11	0-1	0-1	0-0	0 1 1	0 0	0	0	1	0	0 1 -2	
Team					1 1 2		0	0				
Totals		25-64	3-13	12-22	13 26 39	24 20	65	7	10	7	8 3 -6	

Technical Fouls: NONE

	ALA	HOU
Biggest lead	6 (2 nd 0:27)	15 (2 nd 17:13)
Best Scoring Run	6 (2 nd 11:54)	10 (2 nd 18:53)
Lead Changes	10	
Times Tied	5	
Time with Lead	18:33	19:27

Points from	ALA	HOU
Turnovers	17	18
Paint	30	38
Second Chance	11	14
Fast Breaks	7	7
Bench	27	10

Period by Period Scoring	1st	2nd	TOT
ALA	27	44	71
HOU	31	34	65

GAME 10: #8/10 ALABAMA VS. RV/RV MEMPHIS



Official Basketball Box Score - Final
Memphis at Alabama
12/13/22 Coleman Coliseum, Tuscaloosa
2022-23 Men's Basketball

Game Time: 8:00 PM
Game Duration: 2:27
Attendance: 9,195

Officials: Joe Lindsay, Tony Greene, Bart Lenox

Memphis - 88

Record: 9-3

NO. Name	Min	FG M-A	3P M-A	FT M-A	Rebounds OR DR TOT	Fouls PF FD	TP	AS	TO	ST	Blocks BS BA	+/-
4 Chandler Lawson	F 20:19	2-5	0-0	1-2	0 4 4	3 1	5	1	0	1	0 0 4	
12 DaAndre Williams	F 27:54	7-17	0-1	1-3	5 4 9	5 2	15	0	1	1	1 3 -2	
2 Alex Lomax	G 27:32	3-10	0-0	0-1	1 1 2	2 1 6	4	3	2	0	0 3	
3 Kendrick Davis	G 37:01	11-22	0-4	8-8	0 2 2	3 5	30	5	2	4	0 -10	
25 Jayden Hardaway	G 21:38	2-4	0-2	2-2	1 0 1	3 1	6	0	0	1	0 0 2	
1 Keonte Kennedy	10:18	1-6	1-1	0-0	2 0 2	2 2	3	0	0	1	0 0 0	
23 Malcolm Dandridge	16:35	2-3	0-0	3-4	1 7 8	1 2	7	0	1	1	1 0 -6	
55 Damaria Franklin	17:36	3-8	0-3	2-3	3 3 6	4 3	8	0	2	1	0 1 -2	
0 Elijah McCadden	21:07	3-4	0-1	2-2	0 0 0	5 2	8	0	1	1	0 0 -4	
Team					3 2 5		0	0				
Totals		34-79	1-12	19-25	16 23 39	28 19	88	10	10	13	2 7 -3	

Technical Fouls: Williams 2nd 18:51

Alabama - 91

Record: 9-1

NO. Name		Min	FG M-A	3P M-A	FT M-A	Rebounds OR DR TOT	Fouls PF FD	TP	AS	TO	ST	Blocks BS BA	+/-
15 Noah Clowney	F	26:51	3-3	0-0	5-8	3 6 9	5 5	11	0	3	0	3	-2
24 Brandon Miller	F	32:48	7-13	4-8	6-7	2 6 8	2 4	24	5	2	0	2	-1
14 Charles Bediako	C	20:02	2-2	0-0	2-2	5 7 1	1 6	0	1	1	1	0	3
0 Jaden Bradley	G	21:33	3-7	1-2	3-4	1 1 2	4 3	10	5	3	0	0	5
1 Mark Sears	G	31:09	4-6	1-3	9-13	1 0 1	2 7	18	0	2	2	1	-1
4 Noah Gurley		17:09	3-8	1-5	0-0	5 5 1	1 7	0	2	0	0	0	13
5 Jahvon Quinerly		22:56	2-9	2-6	1-2	0 2 2	1 1	7	5	3	0	0	-3
3 Rylan Griffin		11:43	0-1	0-1	1-2	0 0 0	2 2	1	0	1	1	0	1
2 Darius Miles		13:26	2-3	1-2	2-2	1 4 5	1 3	7	2	2	0	0	0
23 Nick Pringle		02:23	0-0	0-0	0-0	0 0 0	0 0	0	0	0	0	0	0
Team						0 3 3		0	0	0			
Totals		26:54	10-27	29-40		10 32 42	19 27	91	17	19	4	7 2	3

Technical Fouls: NONE

	UM	ALA
Biggest lead	6 (1 st 17:50)	9 (2 nd 5:07)
Best Scoring Run	6 (1 st 17:50)	9 (1 st 6:00)
Lead Changes	1	
Times Tied	3	
Time with Lead	11:18	26:59

Points from	UM	ALA
Turnovers	13	17
Paint	54	32
Second Chance	11	9
Fast Breaks	18	10
Bench	26	22

GAME 11: #8/10 ALABAMA VS. #15/15 GONZAGA



Official Basketball Box Score - Final
Gonzaga at Alabama
12/17/22 Legacy Arena, Birmingham
2022-23 Men's Basketball

Game Time: 12:00 PM
Game Duration: 2:09
Attendance: 15,847

Officials: Chuck Jones, Don Daley, Terry Oglesby

Gonzaga - 100

Record: 9-3

NO. Name	Min	FG M-A	3P M-A	FT M-A	Rebounds OR DR TOT			Fouls PF FD	TP	AS	TO	ST	Blocks BS BA	+/-
2 Drew Timme	F 35:56	12-18	0-1	5-8	0	10	10	3 6	29	4	6	0	0 0 10	
22 Anton Watson	F 37:25	7-13	1-3	2-3	2	3	5	4 4	17	0	3	0	1 3	
0 Julian Strawther	G 17:45	5-9	1-4	0-1	0	2	2	3 2	11	0	1	0	0 1 -1	
11 Nolan Hickman	G 28:00	5-8	1-2	2-2	0	1	1	2 2	13	4	0	2	1 0 1	
45 Rasir Bolton	G 33:46	4-11	1-3	2-2	0	0	0	3 1	11	2	1	1	0 1 5	
5 Hunter Sallis	17:14	0-2	0-1	2-2	0	1	1	3 3	2	3	0	0	0 0 9	
13 Malachi Smith	24:13	5-6	2-2	0-1	2	2	4	3 1	12	0	1	5	0 0 16	
33 Ben Gregg	03:54	1-1	1-1	0-0	0	2	2	1 0	3	1	0	1	0 0 10	
15 Elton Reid	01:47	1-2	0-0	0-0	0	1	1	2 0	2	0	0	0	0 0 -3	
Team					2	2	4		0	0				
Totals		40-70	7-17	13-19	6	24	30	24 19	100	16	9	12	1 3 10	

Technical Fouls: NONE

Alabama - 90

Record: 9-2

NO. Name	Min	FG M-A	3P M-A	FT M-A	Rebounds OR DR TOT	Fouls PF FD	TP	AS	TO	ST	Blocks BS BA	+/-
15 Noah Clowney	F 31:34	3-4	1-2	2-3	2 11 13	3 2	9	0	3	0	1 0 -9	
24 Brandon Miller	F 37:15	12-22	6-11	6-6	1 5 6	3 5	36	1	6	1	0 0 -4	
14 Charles Bediako	C 25:46	2-2	0-0	2-5	4 2 6	4 5	6	0	2	0	1 0 -2	
0 Jaden Bradley	G 30:50	6-12	1-1	6-6	0 2 2	3 6	18	4	2	0	1 1 -4	
1 Mark Sears	G 30:26	1-8	1-6	2-2	0 2 2	2 4	5	2	3	0	0 0 -8	
4 Noah Gurley	19:54	3-5	0-2	0-0	0 3 3	1 0	6	1	1	1	0 0 -10	
5 Jahvon Quinerly	12:44	1-2	0-1	0-0	0 0 0	1 0	2	3	3	1	0 0 -8	
3 Rylan Griffin	08:53	3-5	0-2	2-2	1 1 2	1 2	8	0	0	0	0 0 -6	
2 Darius Miles	01:57	0-0	0-0	0-0	0 1 1	1 0	0	0	1	0	0 0 -1	
23 Nick Pringle	00:41	0-0	0-0	0-0	0 0 0	0 0	0	0	0	0	0 0 2	
Team					1 1 2		0					
Totals		31-60	8-25	20-24	9 28 37	19 24	90	11	21	3	3 1 -10	

Technical Fouls: NONE

	GON	UA
Biggest lead	12 (2 nd 9:07)	9 (1 st 16:31)
Best Scoring Run	8 (1 st 11:34)	6 (1 st 16:31)
Lead Changes	4	
Times Tied	2	
Time with Lead	31:07	07:47

Points from	GON	UA
Turnovers	23	11
Paint	50	42
Second Chance	7	11
Fast Breaks	12	18
Bench	19	16

Period by Period Scoring	1st	2nd	TOT
GON	47	53	100
UA	42	48	90

GAME 12: #9/10 ALABAMA VS. JACKSON STATE



Official Basketball Box Score - Final
Jackson St. at Alabama
12/20/22 Coleman Coliseum, Tuscaloosa
2022-23 Men's Basketball

Game Time: 6:00 PM
Game Duration: 2:01
Attendance: 8,803

Officials: Todd Austin, Jeffrey Anderson, Bharat Rammanan

Jackson St. - 64

Record: 1-11

No.	Name	Min	FG M-A	3P M-A	FT M-A	Rebounds OR DR TOT	Fouls PF TD	TP	AS	TO	ST	BS BLKS	+/-
3	Trace Young	F 27:52	3-12	1-4	0-0	0 10 10	4 1	7	1	2	1	1	-13
31	Jamarcus Jones	F 18:06	1-5	0-0	3-4	0 4 4	3 4	5	0	3	1	0	1
2	Ken Evans	G 29:31	6-12	3-3	4-4	3 2 5	3 3	19	2	6	1	0	2
4	Collie Young	G 33:48	1-8	1-6	1-3	0 1 1	0 2	4	1	1	2	0	-14
5	Kelveon Hunt	G 15:09	2-6	0-0	0-0	0 2 2	1 1	4	1	2	0	0	-4
10	Chase Adams	T 23:14	3-8	0-2	2-2	0 2 2	3 0	8	3	1	0	0	-16
13	Romelle Mansel	T 18:11	3-4	0-0	0-0	2 0 2	4 0	6	2	2	1	0	-13
1	Zeke Cook	T 21:56	2-6	0-0	2-2	3 3 6	2 1	6	0	0	1	0	-12
11	Keironte Cornelius	T 10:27	2-5	1-4	0-0	0 0 0	0 0	5	1	0	1	0	-1
24	Jalani Bell	T 00:53	0-0	0-0	0-0	0 0 0	0 0	0	0	1	0	0	-4
30	David McDaniel	T 00:53	0-0	0-0	0-0	0 0 0	0 0	0	0	0	0	0	-4
						4	2	6	0	0	0	0	
Totals			23-66	6-19	12-15	12 26 38	20 12	64	11	18	8	1	6

2022-23 BOX SCORES

GAME 13: #8/9 ALABAMA VS. #21/20 MISS. STATE



Official Basketball Box Score - Final
Alabama at Mississippi St.
12/28/22 Humphrey Coliseum, Starkville
2022-23 Men's Basketball

Game Time: 8:10 PM
Game Duration: 2:08
Attendance: 9,803

Officials: Doug Showers, Chuck Jones, Owen Short

Alabama - 78												
Record: 11-2 (1-0)												
NO. Name	Min	FG M-A	3P M-A	FT M-A	Rebounds OR DR TOT	Fouls PF FD	TP	AS	TO	ST	Blocks BS BA	+/-
15 Noah Clowney	F 24:02	4-8	1-3	3-4	1 7 8	4 3	12	2	2	1	1 0	10
24 Brandon Miller	F 30:04	7-15	5-10	0-0	1 10 11	4 1	19	3	2	0	0 1	9
14 Charles Bediako	C 14:57	2-2	0-0	0-1	0 1 1	5 1	4	0	0	0	3 0	2
0 Jaden Bradley	G 24:44	2-7	0-2	3-4	0 3 3	2 4	7	7	4	0	0 0	12
1 Mark Sears	G 36:19	5-11	4-8	6-6	1 1 2	1 4	20	3	1	2	0 2	17
3 Rylan Griffin	17:04	0-2	0-2	0-0	1 2 3	1 2	0	2	2	0	0 2	2
4 Noah Gurley	12:26	0-1	0-1	0-0	1 4 5	1 0	0	1	1	0	0 0	7
5 Jahvon Quinerly	11:18	2-5	2-4	0-0	0 0 0	3 0	6	1	4	1	0 0	-11
23 Nick Pringle	19:54	4-4	0-0	2-3	2 2 4	4 2	10	0	1	0	0 0	2
10 Dom Welch	09:12	0-2	0-2	0-0	0 2 2	0 0	0	0	0	0	0 0	5
Team					1 1 2		0		2			
Totals	26:57	12-32	14-18	8 33	41	25 17	78	17	19	6	4 3	11

Technical Fouls: NONE

Shooting By Period		
1 st FG%	12-29	41.4%
3PT%	4-15	26.7%
FT%	6-8	75%
2 nd FG%	14-28	50.0%
3PT%	8-17	47.1%
FT%	8-10	80%
GM FG%	26-57	45.6%
3PT%	12-32	37.5%
FT%	14-18	77.8%

Dead Ball Rebounds: 0, 1

Mississippi St. - 67												
Record: 11-2 (0-1)												
NO. Name	Min	FG M-A	3P M-A	FT M-A	Rebounds OR DR TOT	Fouls PF FD	TP	AS	TO	ST	Blocks BS BA	+/-
0 D.J. Jeffries	F 30:10	3-9	2-4	3-5	3 12 15	3 3	11	1	1	2	0 1	-11
1 Tolu Smith	F 23:27	1-7	0-0	3-15	2 4 6	1 10	5	1	3	0	1 3	-13
4 Cameron Matthews	F 19:46	1-5	0-1	5-7	2 2 4	3 4	7	1	0	2	1 0	-9
10 Dashawn Davis	G 28:16	2-11	0-5	0-0	0 0 0	2 1	4	4	2	2	0 0	-18
11 Eric Reed, Jr.	G 25:08	3-6	2-5	0-0	0 2 2	0 0	8	1	1	1	0 0	-7
2 Jamel Horton Jr.	07:30	1-2	1-2	0-0	0 0 0	3 0	3	0	2	0	0 0	3
3 Shaked Moore	24:27	2-4	0-1	2-2	1 1 2	2 6	4	2	1	0	0 2	2
14 Tyler Stevenson	05:48	1-1	0-0	0-0	1 1 2	0 0	2	0	1	1	0 0	1
13 Will McNair Jr.	16:33	3-6	1-2	3-5	2 5 7	1 4	10	0	2	0	0 0	2
12 KeShawn Murphy	18:55	3-4	3-4	2-2	0 0 0	2 1	11	2	1	0	1 0	-5
Team					0 0 0		0		0			
Totals	20:55	9-24	18-36	11 27	38	17 25	67	14	15	9	3 4	-11

Technical Fouls: NONE

Shooting By Period		
1 st FG%	9-28	32.1%
3PT%	7-15	46.7%
FT%	5-16	31.3%
2 nd FG%	11-27	40.7%
3PT%	2-9	22.2%
FT%	13-20	65%
GM FG%	20-55	36.4%
3PT%	9-24	37.5%
FT%	18-36	50.0%

Dead Ball Rebounds: 6, 0

	ALA	MSU
Biggest lead	17 (2 nd 5:16)	2 (1 st 13:04)
Best Scoring Run	7 (1 st 7:47)	8 (2 nd 2:38)
Lead Changes	4	
Times Tied		
Time with Lead	33:01	03:07

Points from	ALA	MSU
Turnovers	11	17
Paint	26	18
Second Chance	6	11
Fast Breaks	14	11
Bench	16	32

Period by Period Scoring	1st	2nd	TOT
ALA	34	44	78
MSU	30	37	67

GAME 14: #7/7 ALABAMA VS. OLE MISS



Official Basketball Box Score - Final
Ole Miss at Alabama
01/03/23 Coleman Coliseum, Tuscaloosa
2022-23 Men's Basketball

Game Time: 8:00 PM
Game Duration: 1:57
Attendance: 8,505

Officials: Bart Lenox, Rob Rorke, Ron Groover

Ole Miss - 62												
Record: 8-6 (0-2)												
NO. Name	Min	FG M-A	3P M-A	FT M-A	Rebounds OR DR TOT	Fouls PF FD	TP	AS	TO	ST	Blocks BS BA	+/-
00 Jayveous McKinnis	F 11:08	1-3	0-0	0-0	0 2 2	1 0	2	1	0	0	3 1	-5
3 Myles Burns	F 17:25	2-6	1-3	0-0	1 2 3	2 0	5	0	1	0	0 2	-15
4 Jaemyn Brakefield	F 30:28	6-10	1-3	1-3	2 7 9	3 3	14	0	3	2	0 0	-9
2 T.J. Caldwell	G 21:53	0-7	0-2	2-2	0 5 5	3 3	2	2	1	0	0 1	-4
11 Matthew Murrell	G 33:03	4-13	0-5	1-1	0 3 3	0 1	9	1	1	1	0 1	-11
10 Theo Akwuba	G 21:21	4-6	0-0	3-4	5 3 8	3 2	11	1	0	0	4 0	-14
24 Daeshun Ruffin	22:20	5-13	0-7	3-3	0 1 1	5 2	13	3	1	1	0 0	-10
1 Amaree Abram	11:46	1-5	0-2	1-2	0 2 2	1 1	3	0	2	0	0 0	-11
21 Robert Allen	04:30	0-0	0-0	1-2	3 2 5	0 2	1	0	1	0	0 0	-8
12 Malique Ewin	10:26	1-2	0-0	0-0	2 2 2	0 0	2	0	0	0	0 0	-6
14 Tye Fagan	09:39	0-3	0-2	0-0	1 1 1	0 1	0	1	1	0	0 0	-6
5 James White	03:54	0-1	0-0	0-0	0 0 0	2 0	0	0	0	0	0 0	-9
33 Josh Mballa	01:58	0-0	0-0	0-0	0 0 0	1 0	0	0	1	0	0 0	-2
Team					6 1 7		0		1			
Totals	24:09	2-24	12-17	17 31	48	23 15	62	9	13	4	8 5	-22

Technical Fouls: NONE

Shooting By Period		
1 st FG%	10-35	28.6%
3PT%	2-15	13.3%
FT%	1-3	33.3%
2 nd FG%	14-34	41.2%
3PT%	0-9	0.0%
FT%	11-14	78.6%
GM FG%	24-69	34.8%
3PT%	2-24	8.3%
FT%	12-17	70.6%

Dead Ball Rebounds: 3, 0

Alabama - 84												
Record: 12-2 (2-0)												
NO. Name	Min	FG M-A	3P M-A	FT M-A	Rebounds OR DR TOT	Fouls PF FD	TP	AS	TO	ST	Blocks BS BA	+/-
15 Noah Clowney	F 29:15	4-6	1-1	1-3	2 6 8	1 4	10	0	0	0	1 0	13
24 Brandon Miller	F 29:26	7-12	2-6	1-2	0 5 5	2 2	17	2	1	3	1 0	24
14 Charles Bediako	C 22:40	2-10	0-1	0-0	1 5 6	5 0	4	1	0	2	3 2	9
0 Jaden Bradley	G 23:51	2-8	0-0	10-12	0 3 3	2 7	14	3	1	0	0 1	13
1 Mark Sears	G 26:19	5-11	1-3	5-7	3 3 6	2 5	16	1	3	1	0 3	10
3 Rylan Griffin	16:43	1-2	1-1	0-0	0 0 0	0 0	3	1	1	0	0 1	6
4 Noah Gurley	11:13	3-5	1-2	0-0	1 1 2	0 0	7	0	0	0	0 0	13
5 Jahvon Quinerly	16:26	4-7	3-5	0-0	1 1 1	0 0	11	3	0	1	0 1	6
10 Dom Welch	13:09	0-1	0-1	0-0	0 1 1	1 1	0	1	1	0	0 0	12
23 Nick Pringle	09:07	1-1	0-0	0-1	1 2 3	2 4	2	1	0	0	0 0	1
12 Delaney Heard	00:37	0-0	0-0	0-0	0 0 0	0 0	0	0	0	0	0 0	1
30 Adam Cottrell	00:37	0-0	0-0	0-0	0 0 0	0 0	0	0	0	0	0 0	1
34 Jaden Quinerly	00:37	0-0	0-0	0-0	0 0 0	0 0	0	0	0	0	0 0	1
Team					1 3 4		0		0			
Totals	29:03	9-20	17-25	9 30	39	15 23	84	13	7	7	5 8	22

Technical Fouls: NONE

	OM	ALA
Biggest lead	3 (1 st 15:11)	27 (2 nd 14:46)
Best Scoring Run	6 (2 nd 12:57)	9 (1 st 12:42)
Lead Changes	2	
Times Tied	3	
Time with Lead	03:13	35:10

Points from	OM	ALA
Turnovers	6	12
Paint	36	38
Second Chance	16	14
Fast Breaks	4	10
Bench	30	23

GAME 15: #7/7 ALABAMA VS. RV/#25 KENTUCKY



Official Basketball Box Score - Final
Kentucky at Alabama
01/07/23 Coleman Coliseum, Tuscaloosa
2022-23 Men's Basketball

Game Time: 12:00 PM
Game Duration: 2:02
Attendance: 13,474

Officials: Don Dalry, K.B. Burdett Jr., Byron Jarrett

Kentucky - 52												
Record: 10-5 (1-2)												
NO. Name	Min	FG M-A	3P M-A	FT M-A	Rebounds OR DR TOT	Fouls PF FD	TP	AS	TO	ST	Blocks BS BA	+/-
0 Jacob Toppin	F 25:16	1-10	1-1	0-0	3 3 6	3 0	3	0	0	0	2 1	-15
24 Chris Livingston	F 22:46	2-6	0-3	0-0	2 1 3	1 0	4	0	1	0	0 0	-19
34 Oscar Tshiebo	F 22:50	1-7	0-0	2-2	4 2 6	4 3	4	0	4	0	1 2	-25
2 Salvi Wheeler	G 35:02	7-16	0-2	1-2	1 1 2	4 3	15	3	1	1	0 0	-23
22 Cason Wallace	G 22:44	1-13	0-6	0-0	1 4 5	3 0	2	3	1	1	0 0	-23
4 Daimion Collins	14:39	2-3	0-0	0-0	1 1 2	1 2	4	0	1	1	1 0	-12
33 Ugona Oryenso	11:16	0-2	0-0	0-0	1 3 4	1 0	0	0	1	0	1 0	-3
12 Antonio Reeves	21:06	7-13	4-7	2-4	2 2 4	1 3	20	0	1	0	0 1	-12
3 Adou Thiero	18:22	0-2	0-1	0-0	1 4 5	2 1	0	1	1	1	1 1	-1
55 Lance Ware	05:59	0-1	0-0	0-0	0 0 0	0 0	0	0	0	0	0 1	-3
Team					4 4 8		0		0			
Totals	21:73	5-20	5-8	20 25	45	20 12	52	7	11	4	6 6	-26

Technical Fouls: Wheeler 2nd

ALABAMA SEASON STATS


2022-23 Alabama Men's Basketball
Combined Team Statistics
All games

Page 1/1
as of Jan 08, 2023

Game Records

Record	Overall	Home	Away	Neutral
ALL GAMES	13-2	8-0	3-0	2-2
CONFERENCE	3-0	2-0	1-0	0-0
NON-CONFERENCE	10-2	6-0	2-0	2-2

Score by Periods

Team	1st	2nd	OT	TOT
Alabama	559	659	26	1244
Opponents	479	543	24	1046

Team Box Score

No.	Player				Total		3-Point		F-Throw		Rebounds															
		GP-GS	MIN	AVG	FG-FGA	FG%	3FG-3FGA	3FG%	FT-FTA	FT%	OFF	DEF	TOT	AVG	PF	DQ	A	TO	BLK	STL	PTS	AVG				
24	MILLER, Brandon	15-15	499:45	33.3	90-208	.433	47-108	.435	59-71	.831	33	94	127	8.5	34	0	29	34	12	13	286	19.1				
1	SEARS, Mark	15-15	475:24	31.7	65-150	.433	36-86	.419	54-70	.771	11	48	59	3.9	16	0	42	35	2	17	220	14.7				
15	CLOWNEY, Noah	14-14	342:49	24.5	48-93	.516	13-42	.310	26-46	.565	29	90	119	8.5	35	2	13	25	18	8	135	9.6				
0	BRADLEY, Jaden	15-6	342:22	22.8	42-95	.442	3-12	.250	46-60	.767	6	40	46	3.1	32	0	56	32	1	9	133	8.9				
25	BURNETT, Nimari	9-9	168:42	18.7	19-45	.422	10-29	.345	23-31	.742	8	13	21	2.3	19	0	7	15	3	4	71	7.9				
5	QUINERLY, Jahvon	13-0	233:25	18.0	32-90	.356	15-45	.333	11-15	.733	2	21	23	1.8	19	0	47	30	0	10	90	6.9				
4	GURLEY, Noah	15-1	269:48	18.0	35-79	.443	10-41	.244	9-12	.750	13	42	55	3.7	22	0	11	19	7	4	89	5.9				
14	BEDIAKO, Charles	15-15	322:34	21.5	37-61	.607	0-2	.000	12-32	.375	43	52	95	6.3	51	3	10	11	31	8	86	5.7				
3	GRIFFEN, Rylan	15-0	239:18	16.0	27-76	.355	13-48	.271	15-19	.789	14	26	40	2.7	17	0	5	12	2	11	82	5.5				
23	PRINGLE, Nick	15-0	114:31	7.6	14-15	.933	0-0	.000	7-15	.467	14	22	36	2.4	26	0	4	6	8	4	35	2.3				
2	MILES, Darius	6-0	39:13	6.5	2-6	.333	1-3	.333	4-4	1.000	2	7	9	1.5	5	0	3	9	1	1	9	1.5				
12	HEARD, Delaney	5-0	06:13	1.2	1-3	.333	0-0	.000	2-2	1.000	1	1	2	0.4	0	0	0	0	0	0	4	0.8				
34	QUINERLY, Jaden	5-0	06:13	1.2	0-2	.000	0-1	.000	2-4	.500	1	1	2	0.4	0	0	0	2	0	1	2	0.4				
30	COTTRELL, Adam	5-0	06:13	1.2	1-4	.250	0-3	.000	0-0	.000	0	1	1	0.2	2	0	0	0	0	1	2	0.4				
10	WELCH, Dom	3-0	28:47	9.6	0-4	.000	0-4	.000	0-0	.000	1	3	4	1.3	1	0	1	2	0	0	0	0.0				
31	SCHARNOWSKI, Max	3-0	04:43	1.6	0-0	.000	0-0	.000	0-0	.000	1	1	2	0.7	2	0	0	0	0	0	0	0.0				
Team											24	27	51					6								
Total		15	3100		413-931	.444	148-424	.349	270-381	.709	203	489	692	46.1	281	5	228	238	85	91	1244	82.9				
Opponents		15	3100		378-1001	.378	83-299	.278	207-300	.690	186	382	568	37.9	324	7	159	185	63	115	1046	69.7				

Team Statistics

	BAMA	OPP
Scoring	1244	1046
Points per game	82.9	69.7
Scoring margin	+13.2	-
Field goals-att	413-931	378-1001
Field goal pct	.444	.378
3 point fg-att	148-424	83-299
3-point FG pct	.349	.278
3-pt FG made per game	9.9	5.5
Free throws-att	270-381	207-300
Free throw pct	.709	.690
F-Throws made per game	18.0	13.8
Rebounds	692	568
Rebounds per game	46.1	37.9
Rebounding margin	+8.3	-
Assists	228	159
Assists per game	15.2	10.6
Turnovers	238	185
Turnovers per game	15.9	12.3
Turnover margin	-3.5	-
Assist/turnover ratio	1.0	0.9
Steals	91	115
Steals per game	6.1	7.7
Blocks	85	63
Blocks per game	5.7	4.2
Winning streak	4	-
Home win streak	8	-
Attendance	78823	25194
Home games-Avg/Game	8-9853	3-8398
Neutral site-Avg/Game	-	4-6742

Team Results

Date	Opponent		Score	Att.
11/07/2022	Longwood	W	75-54	10472
11/11/2022	Liberty	W	95-59	10270
11/15/2022	at South Alabama	W	65-55	7673
11/18/2022	Jacksonville St.	W	104-62	9018
11/24/2022	vs Michigan St.	W	81-70	5598
11/25/2022	vs UConn	L	67-82	3603
11/27/2022	vs North Carolina	Wot4	103-101	1921
12/03/2022	South Dakota St.	W	78-65	9086
12/10/2022	at Houston	W	71-65	7718
12/13/2022	Memphis	W	91-88	9195
12/17/2022	vs Gonzaga	L	90-100	15847
12/20/2022	Jackson St.	W	84-64	8803
12/28/2022	at Mississippi St.	W	78-67	9803
01/03/2023	Ole Miss	W	84-62	8505
01/07/2023	Kentucky	W	78-52	13474

ALABAMA CONFERENCE STATS


**2022-23 Alabama Men's Basketball
Combined Team Statistics
In Conference games**

 Page 1/1
as of Jan 08, 2023
Game Records

Record	Overall	Home	Away	Neutral
ALL GAMES	3-0	2-0	1-0	0-0
CONFERENCE	3-0	2-0	1-0	0-0
NON-CONFERENCE	0-0	0-0	0-0	0-0

Score by Periods

Team	1st	2nd	OT	TOT
Alabama	113	127	0	240
Opponents	77	104	0	181

Team Box Score

No. Player					Total		3-Point		F-Throw		Rebounds														
		GP-GS	MIN	AVG	FG-FGA	FG%	3FG-3FGA	3FG%	FT-FTA	FT%	OFF	DEF	TOT	AVG	PF	DQ	A	TO	BLK	STL	PTS	AVG			
24	MILLER, Brandon	3-3	93:04	31.0	21-42	.500	9-22	.409	4-5	.800	3	20	23	7.7	6	0	5	4	2	4	55	18.3			
1	SEARS, Mark	3-3	93:36	31.2	14-32	.438	7-17	.412	17-21	.810	4	10	14	4.7	3	0	8	6	0	9	52	17.3			
15	CLOWNEY, Noah	3-3	79:12	26.4	10-19	.526	3-6	.500	7-12	.583	3	19	22	7.3	5	0	3	2	2	1	30	10.0			
5	QUINERLY, Jahvon	3-0	45:44	15.2	10-19	.526	6-12	.500	3-3	1.000	0	2	2	0.7	6	0	6	4	0	3	29	9.7			
0	BRADLEY, Jaden	3-3	70:50	23.6	6-19	.316	0-2	.000	15-18	.833	0	10	10	3.3	7	0	13	8	0	1	27	9.0			
14	BEDIAKO, Charles	3-3	66:49	22.3	8-18	.444	0-1	.000	1-5	.200	3	10	13	4.3	14	2	3	2	8	2	17	5.7			
23	PRINGLE, Nick	3-0	33:32	11.2	5-5	1.000	0-0	.000	2-5	.400	3	5	8	2.7	6	0	1	1	2	0	12	4.0			
4	GURLEY, Noah	3-0	40:41	13.6	4-8	.500	1-4	.250	0-0	.000	3	6	9	3.0	3	0	1	1	1	0	9	3.0			
3	GRIFFEN, Rylan	3-0	45:54	15.3	3-8	.375	3-6	.500	0-0	.000	1	5	6	2.0	2	0	2	3	0	2	9	3.0			
10	WELCH, Dom	3-0	28:47	9.6	0-4	.000	0-4	.000	0-0	.000	1	3	4	1.3	1	0	1	2	0	0	0	0.0			
34	QUINERLY, Jaden	1-0	00:37	0.6	0-0	.000	0-0	.000	0-0	.000	0	0	0	0.0	0	0	0	0	0	0	0	0.0			
30	COTTRELL, Adam	1-0	00:37	0.6	0-0	.000	0-0	.000	0-0	.000	0	0	0	0.0	0	0	0	0	0	0	0	0.0			
12	HEARD, Delaney	1-0	00:37	0.6	0-0	.000	0-0	.000	0-0	.000	0	0	0	0.0	0	0	0	0	0	0	0	0.0			
Team											4	6	10				2								
Total		3	600		81-174	.466	29-74	.392	49-69	.710	25	96	121	40.3	53	2	43	35	15	22	240	80.0			
Opponents		3	600		65-197	.330	16-68	.235	35-61	.574	48	83	131	43.7	60	1	30	39	17	17	181	60.3			

Team Statistics

	BAMA	OPP
Scoring	240	181
Points per game	80.0	60.3
Scoring margin	+19.7	-
Field goals-att	81-174	65-197
Field goal pct	.466	.330
3 point fg-att	29-74	16-68
3-point FG pct	.392	.235
3-pt FG made per game	9.7	5.3
Free throws-att	49-69	35-61
Free throw pct	.710	.574
F-Throws made per game	16.3	11.7
Rebounds	121	131
Rebounds per game	40.3	43.7
Rebounding margin	-3.3	-
Assists	43	30
Assists per game	14.3	10.0
Turnovers	35	39
Turnovers per game	11.7	13.0
Turnover margin	+1.3	-
Assist/turnover ratio	1.2	0.8
Steals	22	17
Steals per game	7.3	5.7
Blocks	15	17
Blocks per game	5.0	5.7
Winning streak	3	-
Home win streak	2	-
Attendance	21979	9803
Home games-Avg/Game	2-10990	1-9803
Neutral site-Avg/Game	-	0-0

Team Results

Date	Opponent		Score	Att.
12/28/2022	at Mississippi St.	W	78-67	9803
01/03/2023	Ole Miss	W	84-62	8505
01/07/2023	Kentucky	W	78-52	13474

ALABAMA BOX SCORES


2022-23 Alabama Men's Basketball
Season Box Score
All games

Page 1/1
as of Jan 08, 2023

Game Records

Record	Overall	Home	Away	Neutral
ALL GAMES	13-2	8-0	3-0	2-2
CONFERENCE	3-0	2-0	1-0	0-0
NON-CONFERENCE	10-2	6-0	2-0	2-2

Team Box Score

No.	Player				Total		3-Point		F-Throw		Rebounds													
		GP-GS	MIN	AVG	FG-FGA	FG%	3FG-3FGA	3FG%	FT-FTA	FT%	OFF	DEF	TOT	AVG	PF	DQ	A	TO	BLK	STL	PTS	AVG		
24	MILLER, Brandon	15-15	499:45	33.3	90-208	.433	47-108	.435	59-71	.831	33	94	127	8.5	34	0	29	34	12	13	286	19.1		
1	SEARS, Mark	15-15	475:24	31.7	65-150	.433	36-86	.419	54-70	.771	11	48	59	3.9	16	0	42	35	2	17	220	14.7		
15	CLOWNEY, Noah	14-14	342:49	24.5	48-93	.516	13-42	.310	26-46	.565	29	90	119	8.5	35	2	13	25	18	8	135	9.6		
0	BRADLEY, Jaden	15-6	342:22	22.8	42-95	.442	3-12	.250	46-60	.767	6	40	46	3.1	32	0	56	32	1	9	133	8.9		
25	BURNETT, Nimari	9-9	168:42	18.7	19-45	.422	10-29	.345	23-31	.742	8	13	21	2.3	19	0	7	15	3	4	71	7.9		
5	QUINERLY, Jahvon	13-0	233:25	18.0	32-90	.356	15-45	.333	11-15	.733	2	21	23	1.8	19	0	47	30	0	10	90	6.9		
4	GURLEY, Noah	15-1	269:48	18.0	35-79	.443	10-41	.244	9-12	.750	13	42	55	3.7	22	0	11	19	7	4	89	5.9		
14	BEDIAKO, Charles	15-15	322:34	21.5	37-61	.607	0-2	.000	12-32	.375	43	52	95	6.3	51	3	10	11	31	8	86	5.7		
3	GRIFFEN, Rylan	15-0	239:18	16.0	27-76	.355	13-48	.271	15-19	.789	14	26	40	2.7	17	0	5	12	2	11	82	5.5		
23	PRINGLE, Nick	15-0	114:31	7.6	14-15	.933	0-0	.000	7-15	.467	14	22	36	2.4	26	0	4	6	8	4	35	2.3		
2	MILES, Darius	6-0	39:13	6.5	2-6	.333	1-3	.333	4-4	1.000	2	7	9	1.5	5	0	3	9	1	1	9	1.5		
12	HEARD, Delaney	5-0	06:13	1.2	1-3	.333	0-0	.000	2-2	1.000	1	1	2	0.4	0	0	0	0	0	0	4	0.8		
34	QUINERLY, Jaden	5-0	06:13	1.2	0-2	.000	0-1	.000	2-4	.500	1	1	2	0.4	0	0	0	2	0	1	2	0.4		
30	COTTRELL, Adam	5-0	06:13	1.2	1-4	.250	0-3	.000	0-0	.000	0	1	1	0.2	2	0	0	0	0	1	2	0.4		
10	WELCH, Dom	3-0	28:47	9.6	0-4	.000	0-4	.000	0-0	.000	1	3	4	1.3	1	0	1	2	0	0	0	0.0		
31	SCHARNOWSKI, Max	3-0	04:43	1.6	0-0	.000	0-0	.000	0-0	.000	1	1	2	0.7	2	0	0	0	0	0	0	0.0		
Team											24	27	51					6						
Total		15	3100		413-931	.444	148-424	.349	270-381	.709	203	489	692	46.1	281	5	228	238	85	91	1244	82.9		
Opponents		15	3100		378-1001	.378	83-299	.278	207-300	.690	186	382	568	37.9	324	7	159	185	63	115	1046	69.7		

Score by Periods

Team	1st	2nd	OT	TOT
Alabama	559	659	26	1244
Opponents	479	543	24	1046

ALABAMA GAME-BY-GAME COMPARISON



2022-23 Alabama Men's Basketball
Team Game-by-Game
All games

Page 1/1
as of Jan 08, 2023

				Total		3-Pointers		Free throws		Rebounds											
Opponent	Date	Score		FG-FGA	PCT	3FG-3FGA	PCT	FT-FTA	PCT	OFF	DEF	TOT	AVG	PF	A	TO	BLK	STL	PTS	AVG	
Longwood	11/07/2022	75-54	W	27-69	.391	3-28	.107	18-26	.692	22	45	67	67.0	18	10	19	9	6	75	75.0	
Liberty	11/11/2022	95-59	W	27-52	.519	10-22	.455	31-38	.816	12	33	45	56.0	23	14	15	6	8	95	85.0	
at South Alabama	11/15/2022	65-55	W	22-68	.324	10-35	.286	11-20	.550	25	38	63	58.3	18	11	21	9	4	65	78.3	
Jacksonville St.	11/18/2022	104-62	W	34-66	.515	21-46	.457	15-21	.714	19	30	49	56.0	20	23	13	5	6	104	84.8	
vs Michigan St.	11/24/2022	81-70	W	28-63	.444	8-23	.348	17-24	.708	11	29	40	52.8	20	19	10	5	6	81	84.0	
vs UConn	11/25/2022	67-82	L	21-50	.420	6-16	.375	19-25	.760	9	26	35	49.8	23	10	21	6	4	67	81.2	
vs North Carolina	11/27/2022	103-101	Wot4	37-90	.411	16-38	.421	13-21	.619	21	37	58	51.0	22	21	22	6	6	103	84.3	
South Dakota St.	12/03/2022	78-65	W	27-68	.397	13-40	.325	11-15	.733	15	30	45	50.3	14	20	10	5	5	78	83.5	
at Houston	12/10/2022	71-65	W	22-54	.407	7-23	.304	20-32	.625	12	32	44	49.6	20	9	15	3	6	71	82.1	
Memphis	12/13/2022	91-88	W	26-54	.481	10-27	.370	29-40	.725	10	32	42	48.8	19	17	19	7	4	91	83.0	
vs Gonzaga	12/17/2022	90-100	L	31-60	.517	8-25	.320	20-24	.833	9	28	37	47.7	19	11	21	3	3	90	83.6	
Jackson St.	12/20/2022	84-64	W	30-63	.476	7-27	.259	17-26	.654	13	33	46	47.6	12	20	17	6	11	84	83.7	
at Mississippi St.	12/28/2022	78-67	W	26-57	.456	12-32	.375	14-18	.778	8	33	41	47.1	25	17	19	4	6	78	83.2	
Ole Miss	01/03/2023	84-62	W	29-63	.460	9-20	.450	17-25	.680	9	30	39	46.5	15	13	7	5	7	84	83.3	
Kentucky	01/07/2023	78-52	W	26-54	.481	8-22	.364	18-26	.692	8	33	41	46.1	13	13	9	6	9	78	82.9	
Total		1244		413-931	.444	148-424	.349	270-381	.709	203	489	692	46.1	281	228	238	85	91	1244	82.9	
Opponents		1046		378-1001	.378	83-299	.278	207-300	.690	186	382	568	37.9	324	159	185	63	115	1046	69.7	

Alabama Averages

Games Played	Points/game	FG Pct	3FG Pct	FT Pct	Rebounds/game	Assists/game	Turnovers/game	Assist/Turnover ratio	Steals/game	Blocks/game
15	82.9	44.4	34.9	70.9	46.1	15.2	15.9	1.0	6.1	5.7

ALABAMA GAME HIGHS - INDIVIDUAL


2022-23 Alabama Men's Basketball
Player Highs Analysis
All games

 Page 1/4
 as of Jan 08, 2023
Alabama - Individual Game Highs

POINTS	36		Brandon Miller vs Gonzaga (N) (12/17/2022)
	28		Brandon Miller vs Jacksonville St. (11/18/2022)
	24		Brandon Miller vs Memphis (12/13/2022)
	24		Mark Sears vs North Carolina (N) (11/27/2022)
	24		Brandon Miller vs Michigan St. (N) (11/24/2022)
FIELD GOALS MADE	12		Brandon Miller vs Gonzaga (N) (12/17/2022)
	9		Brandon Miller vs Jacksonville St. (11/18/2022)
FIELD GOAL ATTEMPTS	26		Jahvon Quinerly vs North Carolina (N) (11/27/2022)
	22		Brandon Miller vs Gonzaga (N) (12/17/2022)
FIELD GOAL PERCENTAGE (min 5 made)	1.000	(5-5)	Nick Pringle vs Jackson St. (12/20/2022)
	.833	(5-6)	Nimari Burnett vs Jacksonville St. (11/18/2022)
3 PT FG MADE	7		Mark Sears vs North Carolina (N) (11/27/2022)
	7		Brandon Miller vs Jacksonville St. (11/18/2022)
3 PT FG ATTEMPTS	12		Noah Clowney vs South Dakota St. (12/03/2022)
	11		Brandon Miller vs Gonzaga (N) (12/17/2022)
	11		Jahvon Quinerly vs North Carolina (N) (11/27/2022)
	11		Mark Sears vs North Carolina (N) (11/27/2022)
3 PT FG PERCENTAGE (min 2 made)	1.000	(2-2)	Rylan Griffen vs UConn (N) (11/25/2022)
	1.000	(2-2)	Nimari Burnett vs Michigan St. (N) (11/24/2022)
FREE THROWS MADE	10		Jaden Bradley vs Ole Miss (01/03/2023)
	9		Mark Sears vs Memphis (12/13/2022)
FREE THROW ATTEMPTS	13		Mark Sears vs Memphis (12/13/2022)
	12		Jaden Bradley vs Ole Miss (01/03/2023)
FREE THROW PERCENTAGE (min 3 made)	1.000	(6-6)	Mark Sears at Mississippi St. (12/28/2022)
	1.000	(6-6)	Jaden Bradley vs Gonzaga (N) (12/17/2022)
	1.000	(6-6)	Brandon Miller vs Gonzaga (N) (12/17/2022)
	1.000	(6-6)	Brandon Miller vs Liberty (11/11/2022)
	1.000	(4-4)	Brandon Miller vs North Carolina (N) (11/27/2022)
	1.000	(4-4)	Noah Gurley vs Michigan St. (N) (11/24/2022)
	1.000	(4-4)	Rylan Griffen vs Jacksonville St. (11/18/2022)
	1.000	(4-4)	Rylan Griffen vs Liberty (11/11/2022)
	1.000	(3-3)	Jahvon Quinerly vs Kentucky (01/07/2023)
	1.000	(3-3)	Brandon Miller vs Kentucky (01/07/2023)
	1.000	(3-3)	Nimari Burnett vs South Dakota St. (12/03/2022)
	1.000	(3-3)	Mark Sears vs South Dakota St. (12/03/2022)
	1.000	(3-3)	Noah Clowney vs UConn (N) (11/25/2022)
REBOUNDS	16		Charles Bediako vs North Carolina (N) (11/27/2022)
	15		Noah Clowney at South Alabama (11/15/2022)
ASSISTS	8		Jahvon Quinerly vs North Carolina (N) (11/27/2022)
	8		Jahvon Quinerly vs Jacksonville St. (11/18/2022)
STEALS	6		Mark Sears vs Kentucky (01/07/2023)
	3		Brandon Miller vs Ole Miss (01/03/2023)
	3		Brandon Miller vs Jackson St. (12/20/2022)
	3		Jahvon Quinerly vs North Carolina (N) (11/27/2022)
	3		Noah Clowney vs Michigan St. (N) (11/24/2022)
	3		Charles Bediako vs Longwood (11/07/2022)
BLOCKED SHOTS	5		Charles Bediako vs South Dakota St. (12/03/2022)
	3		Charles Bediako vs Ole Miss (01/03/2023)
	3		Charles Bediako at Mississippi St. (12/28/2022)
	3		Noah Clowney vs Memphis (12/13/2022)
	3		Charles Bediako vs North Carolina (N) (11/27/2022)
	3		Noah Clowney at South Alabama (11/15/2022)
	3		Nick Pringle vs Longwood (11/07/2022)

ALABAMA GAME RESULTS


2022-23 Alabama Men's Basketball
Season Schedule/Results & Leaders
All games

 Page 1/1
 as of Jan 08, 2023
Game Records

Record	Overall	Home	Away	Neutral
ALL GAMES	13-2	8-0	3-0	2-2
CONFERENCE	3-0	2-0	1-0	0-0
NON-CONFERENCE	10-2	6-0	2-0	2-2

Team Results

Date	Opponent		Score	Att.	High Points	High Rebounds
11/07/2022	Longwood	W	75-54	10472	(14) GRIFFEN, Rylan (14) MILLER, Brandon	(13) MILLER, Brandon
11/11/2022	Liberty	W	95-59	10270	(22) SEARS, Mark	(8) SEARS, Mark (8) MILLER, Brandon
11/15/2022	at South Alabama	W	65-55	7673	(19) MILLER, Brandon	(15) CLOWNEY, Noah
11/18/2022	Jacksonville St.	W	104-62	9018	(28) MILLER, Brandon	(10) CLOWNEY, Noah
11/24/2022	vs Michigan St.	W	81-70	5598	(24) MILLER, Brandon	(9) MILLER, Brandon
11/25/2022	vs UConn	L	67-82	3603	(18) MILLER, Brandon	(9) MILLER, Brandon
11/27/2022	vs North Carolina	Wot4	103-101	1921	(24) SEARS, Mark	(16) BEDIAKO, Charles
12/03/2022	South Dakota St.	W	78-65	9086	(22) CLOWNEY, Noah	(9) CLOWNEY, Noah (9) MILLER, Brandon
12/10/2022	at Houston	W	71-65	7718	(16) CLOWNEY, Noah	(11) CLOWNEY, Noah
12/13/2022	Memphis	W	91-88	9195	(24) MILLER, Brandon	(9) CLOWNEY, Noah
12/17/2022	vs Gonzaga	L	90-100	15847	(36) MILLER, Brandon	(13) CLOWNEY, Noah
12/20/2022	Jackson St.	W	84-64	8803	(16) GURLEY, Noah	(14) MILLER, Brandon
12/28/2022	at Mississippi St.	W	78-67	9803	(20) SEARS, Mark	(11) MILLER, Brandon
01/03/2023	Ole Miss	W	84-62	8505	(17) MILLER, Brandon	(8) CLOWNEY, Noah
01/07/2023	Kentucky	W	78-52	13474	(19) MILLER, Brandon	(7) MILLER, Brandon

Attendance Summary

	Games	Attend	Avg/Game
Home	8	78823	9853
Away	3	25194	8398
Neutral	4	26969	6742
Total	15	130986	8732

ALABAMA OPPONENT GAME-BY-GAME


2022-23 Alabama Men's Basketball
Opponents Game-by-Game
All games

Page 1/1
as of Jan 08, 2023

				Total		3-Pointers		Free throws		Rebounds											
Opponent	Date	Score		FG-FGA	PCT	3FG-3FGA	PCT	FT-FTA	PCT	OFF	DEF	TOT	AVG	PF	A	TO	BLK	STL	PTS	AVG	
Longwood	11/07/2022	75-54	W	19-71	.268	5-13	.385	11-19	.579	12	26	38	38.0	22	8	10	3	8	54	54.0	
Liberty	11/11/2022	95-59	W	18-55	.327	8-29	.276	15-20	.750	6	17	23	30.5	25	13	14	1	6	59	56.5	
at South Alabama	11/15/2022	65-55	W	21-71	.296	2-23	.087	11-18	.611	15	25	40	33.7	16	4	9	5	7	55	56.0	
Jacksonville St.	11/18/2022	104-62	W	19-54	.352	9-24	.375	15-21	.714	9	16	25	31.5	21	9	14	0	6	62	57.5	
vs Michigan St.	11/24/2022	81-70	W	24-62	.387	4-14	.286	18-25	.720	14	28	42	33.6	22	9	11	5	5	70	60.0	
vs UConn	11/25/2022	67-82	L	26-60	.433	9-24	.375	21-24	.875	10	22	32	33.3	23	18	12	7	8	82	63.7	
vs North Carolina	11/27/2022	103-101	Wot4	38-91	.418	7-23	.304	18-20	.900	17	37	54	36.3	23	15	18	10	12	101	69.0	
South Dakota St.	12/03/2022	78-65	W	26-61	.426	6-20	.300	7-11	.636	8	29	37	36.4	16	9	11	3	6	65	68.5	
at Houston	12/10/2022	71-65	W	25-64	.391	3-13	.231	12-22	.545	13	26	39	36.7	24	7	10	8	7	65	68.1	
Memphis	12/13/2022	91-88	W	34-79	.430	1-12	.083	19-25	.760	16	23	39	36.9	28	10	10	2	13	88	70.1	
vs Gonzaga	12/17/2022	90-100	L	40-70	.571	7-17	.412	13-19	.684	6	24	30	36.3	24	16	9	1	12	100	72.8	
Jackson St.	12/20/2022	84-64	W	23-66	.348	6-19	.316	12-15	.800	12	26	38	36.4	20	11	18	1	8	64	72.1	
at Mississippi St.	12/28/2022	78-67	W	20-55	.364	9-24	.375	18-36	.500	11	27	38	36.5	17	14	15	3	9	67	71.7	
Ole Miss	01/03/2023	84-62	W	24-69	.348	2-24	.083	12-17	.706	17	31	48	37.4	23	9	13	8	4	62	71.0	
Kentucky	01/07/2023	78-52	W	21-73	.288	5-20	.250	5-8	.625	20	25	45	37.9	20	7	11	6	4	52	69.7	
Total		1046		378-1001	.378	83-299	.278	207-300	.690	186	382	568	37.9	324	159	185	63	115	1046	69.7	
Alabama		1244		413-931	.444	148-424	.349	270-381	.709	203	489	692	46.1	281	228	238	85	91	1244	82.9	

Opponents Averages

Games Played	Points/game	FG Pct	3FG Pct	FT Pct	Rebounds/game	Assists/game	Turnovers/game	Assist/Turnover ratio	Steals/game	Blocks/game
15	69.7	37.8	27.8	69.0	37.9	10.6	12.3	0.9	7.7	4.2

ALABAMA POINTS-REBOUNDS-ASSISTS


2022-23 Alabama Men's Basketball
Points-rebounds-assists
All games

 Page 1/1
 as of Jan 08, 2023

Opponent	Date	Score		0	1	2	3	4	5	10	12	14	15	23
				BRADLEY,JA	SEARS,MARK	MILES,DARI	GRIFFEN,RY	GURLEY,NOA	QUINERLY,J	WELCH,DOM	HEARD,DELA	BEDIAKO,CH	CLOWNEY,NO	PRINGLE,NI
Longwood	11/07/2022	75-54	W	11-6-1	12-10-5	0-0-1	14-2-0	0-1-1	DNP	DNP	DNP	8-12-1	9-11-0	4-4-0
Liberty	11/11/2022	95-59	W	10-0-3	22-8-4	DNP	16-3-0	7-5-2	DNP	DNP	2-1-0	4-5-1	2-6-0	2-1-0
at South Alabama	11/15/2022	65-55	W	7-1-1	9-4-2	DNP	2-6-0	8-7-2	0-1-0	DNP	DNP	5-7-0	8-15-1	0-5-1
Jacksonville St.	11/18/2022	104-62	W	7-6-5	18-0-3	DNP	9-6-0	5-0-1	6-1-8	DNP	2-0-0	0-3-2	8-10-1	0-4-0
vs Michigan St.	11/24/2022	81-70	W	2-4-5	7-5-5	DNP	0-2-0	12-3-2	10-3-3	DNP	DNP	8-4-0	10-6-3	0-2-0
vs UConn	11/25/2022	67-82	L	12-2-4	8-5-1	0-1-0	6-3-0	2-0-0	3-0-2	DNP	DNP	3-5-0	9-4-0	0-1-0
vs North Carolina	11/27/2022	103-101	Wot4	10-3-2	24-5-5	DNP	3-1-0	13-6-1	21-6-8	DNP	DNP	14-16-2	1-3-0	0-1-0
South Dakota St.	12/03/2022	78-65	W	3-3-2	19-1-3	0-1-0	3-2-0	2-5-0	0-5-7	DNP	DNP	4-6-1	22-9-4	0-0-0
at Houston	12/10/2022	71-65	W	12-5-4	11-3-2	DNP	6-4-2	2-6-0	4-2-0	DNP	DNP	1-2-0	16-11-1	3-1-0
Memphis	12/13/2022	91-88	W	10-2-5	18-1-0	7-5-2	1-0-0	7-5-0	7-2-5	DNP	DNP	6-7-0	11-9-0	0-0-0
vs Gonzaga	12/17/2022	90-100	L	18-2-4	5-2-2	0-1-0	8-2-0	6-3-1	2-0-3	DNP	DNP	6-6-0	9-13-0	0-0-0
Jackson St.	12/20/2022	84-64	W	4-2-7	15-1-2	2-1-0	5-3-1	16-5-0	8-1-5	DNP	0-0-0	10-9-0	DNP	14-9-2
at Mississippi St.	12/28/2022	78-67	W	7-3-7	20-2-3	DNP	0-3-0	0-5-1	6-0-1	0-2-0	DNP	4-1-0	12-8-2	10-4-0
Ole Miss	01/03/2023	84-62	W	14-3-3	16-6-1	DNP	3-0-1	7-2-0	11-1-3	0-1-1	0-0-0	4-6-1	10-8-0	2-3-1
Kentucky	01/07/2023	78-52	W	6-4-3	16-6-4	DNP	6-3-1	2-2-0	12-1-2	0-1-0	DNP	9-6-2	8-6-1	0-1-0
Opponent	Date	Score		24	25	30	31	34						
				MILLER,BRA	BURNETT,NI	COTTRELL,A	SCHARNOWSK	QUINERLY,J						
Longwood	11/07/2022	75-54	W	14-13-0	3-2-1	0-0-0	0-0-0	0-0-0						
Liberty	11/11/2022	95-59	W	20-8-3	9-3-1	0-1-0	0-0-0	1-1-0						
at South Alabama	11/15/2022	65-55	W	19-8-3	7-4-1	DNP	DNP	DNP						
Jacksonville St.	11/18/2022	104-62	W	28-8-3	18-4-0	2-0-0	0-2-0	1-1-0						
vs Michigan St.	11/24/2022	81-70	W	24-9-0	8-2-1	DNP	DNP	DNP						
vs UConn	11/25/2022	67-82	L	18-9-3	6-2-0	DNP	DNP	DNP						
vs North Carolina	11/27/2022	103-101	Wot4	14-7-2	3-1-1	DNP	DNP	DNP						
South Dakota St.	12/03/2022	78-65	W	16-9-1	9-2-2	DNP	DNP	DNP						
at Houston	12/10/2022	71-65	W	8-5-0	8-1-0	DNP	DNP	DNP						
Memphis	12/13/2022	91-88	W	24-8-5	DNP	DNP	DNP	DNP						
vs Gonzaga	12/17/2022	90-100	L	36-6-1	DNP	DNP	DNP	DNP						
Jackson St.	12/20/2022	84-64	W	10-14-3	DNP	0-0-0	DNP	0-0-0						
at Mississippi St.	12/28/2022	78-67	W	19-11-3	DNP	DNP	DNP	DNP						
Ole Miss	01/03/2023	84-62	W	17-5-2	DNP	0-0-0	DNP	0-0-0						
Kentucky	01/07/2023	78-52	W	19-7-0	DNP	DNP	DNP	DNP						

ALABAMA - GAME HIGHS



2022-23 Alabama Men's Basketball
Team High/Low Analysis
All games

Page 1/4
as of Jan 08, 2023

Alabama - Game Highs

POINTS	104	Jacksonville St. (11/18/2022)
	103	vs North Carolina (N) (11/27/2022)
	95	Liberty (11/11/2022)
	91	Memphis (12/13/2022)
	90	vs Gonzaga (N) (12/17/2022)
FIELD GOALS MADE	37	vs North Carolina (N) (11/27/2022)
	34	Jacksonville St. (11/18/2022)
FIELD GOAL ATTEMPTS	90	vs North Carolina (N) (11/27/2022)
	69	Longwood (11/07/2022)
FIELD GOAL PERCENTAGE	.519 (27-52)	Liberty (11/11/2022)
	.517 (31-60)	vs Gonzaga (N) (12/17/2022)
3 PT FG MADE	21	Jacksonville St. (11/18/2022)
	16	vs North Carolina (N) (11/27/2022)
3 PT FG ATTEMPTS	46	Jacksonville St. (11/18/2022)
	40	South Dakota St. (12/03/2022)
3 PT FG PERCENTAGE	.457 (21-46)	Jacksonville St. (11/18/2022)
	.455 (10-22)	Liberty (11/11/2022)
FREE THROWS MADE	31	Liberty (11/11/2022)
	29	Memphis (12/13/2022)
FREE THROW ATTEMPTS	40	Memphis (12/13/2022)
	38	Liberty (11/11/2022)
FREE THROW PERCENTAGE	.833 (20-24)	vs Gonzaga (N) (12/17/2022)
	.816 (31-38)	Liberty (11/11/2022)
REBOUNDS	67	Longwood (11/07/2022)
	63	at South Alabama (11/15/2022)
ASSISTS	23	Jacksonville St. (11/18/2022)
	21	vs North Carolina (N) (11/27/2022)
STEALS	11	Jackson St. (12/20/2022)
	9	Kentucky (01/07/2023)
BLOCKED SHOTS	9	at South Alabama (11/15/2022)
	9	Longwood (11/07/2022)
TURNOVERS	22	vs North Carolina (N) (11/27/2022)
	21	vs Gonzaga (N) (12/17/2022)
	21	vs UConn (N) (11/25/2022)
	21	at South Alabama (11/15/2022)
FOULS	25	at Mississippi St. (12/28/2022)
	24	vs UConn (N) (11/25/2022)

ALABAMA - GAME LOWS


2022-23 Alabama Men's Basketball
Team High/Low Analysis
All games

 Page 3/4
 as of Jan 08, 2023
Alabama - Game Lows

POINTS	65	at South Alabama (11/15/2022)
	67	vs UConn (N) (11/25/2022)
	71	at Houston (12/10/2022)
	75	Longwood (11/07/2022)
	78	Kentucky (01/07/2023)
	78	at Mississippi St. (12/28/2022)
	78	South Dakota St. (12/03/2022)
FIELD GOALS MADE	21	vs UConn (N) (11/25/2022)
	22	at Houston (12/10/2022)
	22	at South Alabama (11/15/2022)
FIELD GOAL ATTEMPTS	50	vs UConn (N) (11/25/2022)
	52	Liberty (11/11/2022)
FIELD GOAL PERCENTAGE	.324 (22-68)	at South Alabama (11/15/2022)
	.391 (27-69)	Longwood (11/07/2022)
3 PT FG MADE	3	Longwood (11/07/2022)
	6	vs UConn (N) (11/25/2022)
3 PT FG ATTEMPTS	16	vs UConn (N) (11/25/2022)
	20	Ole Miss (01/03/2023)
3 PT FG PERCENTAGE	.107 (3-28)	Longwood (11/07/2022)
	.259 (7-27)	Jackson St. (12/20/2022)
FREE THROWS MADE	11	South Dakota St. (12/03/2022)
	11	at South Alabama (11/15/2022)
FREE THROW ATTEMPTS	15	South Dakota St. (12/03/2022)
	18	at Mississippi St. (12/28/2022)
FREE THROW PERCENTAGE	.550 (11-20)	at South Alabama (11/15/2022)
	.619 (13-21)	vs North Carolina (N) (11/27/2022)
REBOUNDS	35	vs UConn (N) (11/25/2022)
	37	vs Gonzaga (N) (12/17/2022)
ASSISTS	9	at Houston (12/10/2022)
	10	vs UConn (N) (11/25/2022)
	10	Longwood (11/07/2022)
STEALS	3	vs Gonzaga (N) (12/17/2022)
	4	Memphis (12/13/2022)
	4	vs UConn (N) (11/25/2022)
	4	at South Alabama (11/15/2022)
BLOCKED SHOTS	3	vs Gonzaga (N) (12/17/2022)
	3	at Houston (12/10/2022)
TURNOVERS	7	Ole Miss (01/03/2023)
	9	Kentucky (01/07/2023)
FOULS	13	Kentucky (01/07/2023)
	13	Jackson St. (12/20/2022)

OPPONENT - GAME HIGHS



2022-23 Alabama Men's Basketball
Team High/Low Analysis
All games

Page 2/4
as of Jan 08, 2023

Opponent - Game Highs

POINTS	101		vs North Carolina (N) (11/27/2022)
	100		vs Gonzaga (N) (12/17/2022)
	88		Memphis (12/13/2022)
	82		vs UConn (N) (11/25/2022)
	70		vs Michigan St. (N) (11/24/2022)
FIELD GOALS MADE	40		vs Gonzaga (N) (12/17/2022)
	38		vs North Carolina (N) (11/27/2022)
FIELD GOAL ATTEMPTS	91		vs North Carolina (N) (11/27/2022)
	79		Memphis (12/13/2022)
FIELD GOAL PERCENTAGE	.571	(40-70)	vs Gonzaga (N) (12/17/2022)
	.433	(26-60)	vs UConn (N) (11/25/2022)
3 PT FG MADE	9		at Mississippi St. (12/28/2022)
	9		vs UConn (N) (11/25/2022)
	9		Jacksonville St. (11/18/2022)
3 PT FG ATTEMPTS	29		Liberty (11/11/2022)
	24		Ole Miss (01/03/2023)
	24		at Mississippi St. (12/28/2022)
	24		vs UConn (N) (11/25/2022)
	24		Jacksonville St. (11/18/2022)
3 PT FG PERCENTAGE	.412	(7-17)	vs Gonzaga (N) (12/17/2022)
	.385	(5-13)	Longwood (11/07/2022)
FREE THROWS MADE	21		vs UConn (N) (11/25/2022)
	19		Memphis (12/13/2022)
FREE THROW ATTEMPTS	36		at Mississippi St. (12/28/2022)
	25		Memphis (12/13/2022)
	25		vs Michigan St. (N) (11/24/2022)
FREE THROW PERCENTAGE	.900	(18-20)	vs North Carolina (N) (11/27/2022)
	.875	(21-24)	vs UConn (N) (11/25/2022)
REBOUNDS	54		vs North Carolina (N) (11/27/2022)
	48		Ole Miss (01/03/2023)
ASSISTS	18		vs UConn (N) (11/25/2022)
	16		vs Gonzaga (N) (12/17/2022)
STEALS	13		Memphis (12/13/2022)
	12		vs Gonzaga (N) (12/17/2022)
	12		vs North Carolina (N) (11/27/2022)
BLOCKED SHOTS	10		vs North Carolina (N) (11/27/2022)
	8		Ole Miss (01/03/2023)
	8		at Houston (12/10/2022)
TURNOVERS	18		Jackson St. (12/20/2022)
	18		vs North Carolina (N) (11/27/2022)
FOULS	28		Memphis (12/13/2022)
	25		Liberty (11/11/2022)

OPPONENT - GAME LOWS



2022-23 Alabama Men's Basketball
Team High/Low Analysis
All games

Page 4/4
as of Jan 08, 2023

Opponent - Game Lows

POINTS	52	Kentucky (01/07/2023)
	54	Longwood (11/07/2022)
	55	at South Alabama (11/15/2022)
	59	Liberty (11/11/2022)
	62	Ole Miss (01/03/2023)
	62	Jacksonville St. (11/18/2022)
FIELD GOALS MADE	18	Liberty (11/11/2022)
	19	Jacksonville St. (11/18/2022)
	19	Longwood (11/07/2022)
FIELD GOAL ATTEMPTS	54	Jacksonville St. (11/18/2022)
	55	at Mississippi St. (12/28/2022)
	55	Liberty (11/11/2022)
FIELD GOAL PERCENTAGE	.268 (19-71)	Longwood (11/07/2022)
	.288 (21-73)	Kentucky (01/07/2023)
3 PT FG MADE	1	Memphis (12/13/2022)
	2	Ole Miss (01/03/2023)
	2	at South Alabama (11/15/2022)
3 PT FG ATTEMPTS	12	Memphis (12/13/2022)
	13	at Houston (12/10/2022)
	13	Longwood (11/07/2022)
3 PT FG PERCENTAGE	.083 (2-24)	Ole Miss (01/03/2023)
	.083 (1-12)	Memphis (12/13/2022)
FREE THROWS MADE	5	Kentucky (01/07/2023)
	7	South Dakota St. (12/03/2022)
FREE THROW ATTEMPTS	8	Kentucky (01/07/2023)
	11	South Dakota St. (12/03/2022)
FREE THROW PERCENTAGE	.500 (18-36)	at Mississippi St. (12/28/2022)
	.545 (12-22)	at Houston (12/10/2022)
REBOUNDS	23	Liberty (11/11/2022)
	25	Jacksonville St. (11/18/2022)
ASSISTS	4	at South Alabama (11/15/2022)
	7	Kentucky (01/07/2023)
	7	at Houston (12/10/2022)
STEALS	4	Kentucky (01/07/2023)
	4	Ole Miss (01/03/2023)
BLOCKED SHOTS	0	Jacksonville St. (11/18/2022)
	1	Jackson St. (12/20/2022)
	1	vs Gonzaga (N) (12/17/2022)
	1	Liberty (11/11/2022)
TURNOVERS	9	vs Gonzaga (N) (12/17/2022)
	9	at South Alabama (11/15/2022)
FOULS	16	South Dakota St. (12/03/2022)
	16	at South Alabama (11/15/2022)

2022-23 RADIO/TV CHART


JADEN BRADLEY
GUARD Fr. • 6-3 • 185
Rochester, N.Y.
(IMG Academy)

MARK SEARS
GUARD Jr. • 6-1 • 185
Muscle Shoals, Ala.
(Ohio/Hargrave Military Academy)

DARIUS MILES
FORWARD Jr. • 6-6 • 185
Washington, D.C.
(IMG Academy)

RYLAN GRIFFEN
GUARD Fr. • 6-5 • 180
Dallas, Texas
(Richardson HS)

NOAH GURLEY
FORWARD Gr. • 6-8 • 215
Fayetteville, Ga.
(Furman/Fayette County HS)

JAHVON QUINERLY
GUARD Sr. • 6-1 • 175
Hackensack, N.J.
(Villanova/Hudson Catholic HS)

DOM WELCH
GUARD Gr. • 6-5 • 205
Buffalo, N.Y.
(St. Bonaventure/Cheektowaga Central HS)


DELANEY HEARD
GUARD Jr. • 6-3 • 198
Canton, Ga.
(Oak Hill Academy)

CHARLES BEDIAKO
CENTER So. • 6-1 • 175
Brampton, Ontario
(IMG Academy)

NOAH CLOWNEY
FORWARD Fr. • 6-10 • 210
Spartanburg, S.C.
(Dorman HS)

NICK PIRNGLE
FORWARD Jr. • 6-9 • 220
Seabrook, S.C.
(Dodge City CC/Wofford/Whale Branch HS)

BRANDON MILLER
FORWARD Fr. • 6-8 • 200
Antioch, Tenn.
(Cane Ridge HS)

NIMARI BURNETT
GUARD So. • 6-4 • 190
Chicago, Ill.
(Texas Tech/Prolific Prep)

ADAM COTTRELL
GUARD Sr. • 6-3 • 200
Flowery Branch, Ga.
(Lakeview Academy)


MAX SCHARNOWSKI
FORWARD Jr. • 6-6 • 205
Elgin, Ill.
(Wheaton Academy)

KAI SPEARS
GUARD Fr. • 6-2 • 160
Pittsburgh, Pa.
(Bishop Canevin HS)

JADEN QUINERLY
GUARD Jr. • 6-0 • 155
Hackensack, N.J.
(Ramsey HS)

NATE OATS
HEAD COACH
4th Season

CHARLIE HENRY
ASSISTANT COACH
4th Season

BRYAN HODGSON
ASSISTANT COACH
4th Season

ANTOINE PETTWAY
ASSISTANT COACH
12th Season