



# THE RAZORBACKS

No.	Name	Pos.	Yr.	Ht.	Wt.	Hometown	High School / Previous School	Wing Span	Standing Reach	MAX Vertical
0	Anthony Black	G	Fr. (4)	6-7	198	Duncanville, Texas	Duncanville HS	6' 8"	8' 6"	42.5"
1	Ricky Council IV	G	Jr. (3)	6-6	205	Durham, N.C.	Southern Durham HS / Wichita State	6' 9"	8' 6"	46"
2	Trevon Brazile	<i>Trev-In "Brazil"</i> F	So. (3)	6-10	212	Springfield, Mo.	Kickapoo HS / Missouri	7' 2.5"	9' 0"	42.5"
3	Nick Smith Jr.	G	Fr. (4)	6-5	185	Jacksonville, Ark.	North Little Rock HS	6' 9"	8' 3"	40.5"
4	Davonte "Devo" Davis	G	Jr. (3)	6-4	185	Jacksonville, Ark.	Jacksonville HS	6' 7"	8' 2"	36"
5	Joseph Pinion	F	Fr. (4)	6-5	190	Morrilton, Ark.	Morrilton HS	6' 6.5"	8' 2.5"	40.5"
11	Jalen Graham	F	Sr. (2)	6-9	225	Phoenix, Ariz.	Mountain Pointe HS / Arizona State	7' 2.5"	8' 11"	36"
12	Barry Dunning Jr.	G	Fr. (4)	6-6	195	Mobile, Ala.	McGill-Toolen Catholic HS	7' 0"	8' 4.5"	47"
13	Jordan Walsh	G/F	Fr. (4)	6-7	205	Desoto, Texas	Link (Mo.) Academy	7' 2"	8' 7.5"	46"
15	Makhi Mitchell	<i>Ma-ki</i> F/C	Sr. (2)	6-9	230	Washington, D.C.	Woodrow Wilson HS / Rhode Island	7' 4"	9' 0"	38.5"
20	Kamani Johnson	F	Sr. (1)	6-7	230	Brooklyn, N.Y.	Holy Spirit (Ga.) Prep School / Little Rock	6' 9.5"	8' 10"	35"
21	Cade Arbogast	G	Jr. (3)	6-3	180	Concord, Calif.	De La Salle HS / Lane (Ore.) CC	6' 2.5"	7' 11"	31"
22	Makhel Mitchell	<i>Ma-kelle</i> F/C	Sr. (2)	6-10	240	Washington, D.C.	Woodrow Wilson HS / Rhode Island	7' 4.5"	9' 1"	34"
23	Derrian Ford	G	Fr. (4)	6-3	205	Magnolia, Ark.	Magnolia HS	6' 3.5"	8' 1.5"	40.5"
45	Lawson Blake	F	So. (3)	6-10	235	Fayetteville, Ark.	Fayetteville HS / Link Year (Mo.) Prep	6' 6.5"	8' 7"	32"

( ) - Number in parenthesis indicates total years of eligibility remaining including this season

Head Coach: Eric Musselman (San Diego, 1987)

Assistant Coach: Anthony Ruta (Arizona State, 2012) • *pronounced ROO-tah*

Assistant Coach: Gus Argenal (UC Davis, 2004) • *pronounced Are-GIN-nal*

Assistant Coach: Keith Smart (Indiana, 1995)

Director of Operations: Michael Musselman (San Diego, 2018)

Director of Internal Operations: Riley Hall (Arkansas, 2016)

Head Athletic Trainer: Matt Townsend (Idaho, 2017)

GAs: Jake Alburtus • Markus Black • Ty McHone • Dominic Samangy • Trey Smith • Camden Taylor • Reuben Williams

Dir. of Scouting/Assistant to Head Coach: Todd Lee (South Dakota, 1986)

Special Assistant to the Head Coach: Matt Lopez (Grand Canyon, 2018)

Recruiting Coordinator: Ronnie Brewer Jr. (Arkansas, 2015)

Asst. Dir. of Recruiting & Scouting: Blake Wetherington (Murray State, 2017)

Asst. Director for Basketball Operations: Caleb Cline (South Dakota, 2020)

Head Strength Coach: Dave Richardson (Louisiana-Monroe, 1989)



0 • Anthony BLACK  
TBA (Arts & Sciences)



1 • Ricky COUNCIL IV  
Recreation & Sport Mgmt



2 • Trevon BRAZILE  
Communications



3 • Nick SMITH Jr.  
Recreation & Sport Mgmt



4 • Davonte "Devo" DAVIS  
Recreation & Sport Mgmt



5 • Joseph PINION  
TBA (Arts & Sciences)



11 • Jalen GRAHAM  
Sociology



12 • Barry DUNNING Jr.  
TBA (Education)



13 • Jordan WALSH  
TBA (Arts & Sciences)



15 • Makhi MITCHELL  
Food, Nutrition & Health



20 • Kamani JOHNSON  
Communications



21 • Cade ARBOGAST  
Communications



22 • Makhel MITCHELL  
Food, Nutrition & Health



23 • Derrian FORD  
TBA (Education)



45 • Lawson BLAKE  
Exercise Science



Eric MUSSELMAN  
Head Coach



Gus ARGENAL  
Assistant Coach



Keith SMART  
Assistant Coach



Anthony RUTA  
Assistant Coach



Michael MUSSELMAN  
Dir. of Operations



Riley HALL  
Dir. of Internal Ops



Todd LEE  
Dir. of Scouting/Asst to HC



Ronnie BREWER Jr.  
Recruiting Coord.



Matt LOPEZ  
Special Asst to HC



Blake WETHERINGTON  
Asst Dir. Scouting/Recruiting



Caleb CLINE  
Asst Dir. of Ops

## ABOUT ARKANSAS

Location.....Fayetteville, Ark.  
Enrollment.....30,936  
Founded.....1871  
Colors.....Cardinal (PMS 201) and White  
Nickname.....Razorbacks  
Conference.....Southeastern (SEC)  
System President.....Dr. Donald R. Bobbitt (Arkansas, 1980)  
UA Chancellor.....Dr. Charles F. Robinson (Houston, 1987)  
Vice Chancellor / AD.....Hunter Yurachek (Guilford, 1990)  
Faculty Representative.....Paul Adams (LSU, 1992)  
Deputy AD/MBB Admin.....Clayton Hamilton (Arkansas, 1994)  
Arena (Capacity).....Bud Walton Arena (19,200)

## HISTORY

First Year of Basketball.....1923-24  
Seasons.....100th  
Head Coaches.....13  
30-Win / 20-Win Seasons.....5 / 35  
13-plus Conference-Win Seasons.....16  
Overall Conference Championships.....24 (2 SEC, 22 SWC)  
NCAA Tournament Record / App.....48-34 (.585) / 35  
NIT Record / App.....6-5 / 4  
SEC Tournament Record.....29-29



## Most Wins Among SEC Since Muss Arrival

• Since Eric Musselman's arrival, Arkansas leads the SEC in overall wins (84) and overall home wins (54) while ranking third in SEC home wins (21). **Totals are thru Dec. 31, 2022.**

OVERALL WINS	SEC ONLY WINS	OVERALL HOME WINS
<b>ARK 84</b>	UK 37	<b>ARK 54</b>
AUB 77	AUB 35	LSU 50
LSU 74	BAMA 34	AUB 48
TENN 73	TENN 34	UK 47
BAMA 71	<b>ARK 33</b>	TENN 46
UK 69	LSU 33	MS ST 43
MS ST 67	FLA 29	BAMA 40
FLA 61	MS ST 27	A&M 39
		LSU 23
		AUB 22
		<b>ARK 21</b>
		UK 21
		BAMA 20
		TENN 20
		MS ST 18
		FLA 17

## Rare Loss, Except...

- Arkansas' loss at LSU was a rare one, according to historical stats. Arkansas....
- **Only committed 7 turnovers.** Arkansas is 7-2 this year and 62-14 under Coach Muss when committing less than 10 TO.
- **Out-rebounded LSU, 44-39.** Coach Muss college teams are 119-17 when out-rebounding opponents. Arkansas is 9-1 this season and 49-7 under Coach Muss when out-rebounding opponents.
- **Scored first.** Coach Muss college teams are 115-28 when scoring first. Arkansas is 6-1 this season and 49-12 under Coach Muss when scoring first.
- **Grabbed 13 offensive rebounds.** Arkansas is 9-1 this season and 44-16 under Coach Muss when getting 10+ offensive rebs.
- **Lost despite having a week between games.** Under Coach Muss Arkansas is 29-4 when having at least four days between games and Coach Muss is 58-11 as a college head coach in such games.
- **Held LSU to 60 points.** Under Coach Muss, Arkansas is 56-2 when holding opponents to 69 points or less while Coach Muss college teams are 120-9 in such games.
- **HOWEVER, Coach Muss college teams are now just 1-10 when scoring less than 60 points, including 1-2 at Arkansas.**

## Nothing But NET

- Arkansas has an NCAA NET of 12 (through Jan. 1) thanks to an 11-2 start.
- **Arkansas was #10 prior to LSU, which was its highest NET since it was instituted.**
- Previous highs 14 (3/15 & 4/6/21) • 20 (3/7 & 14/22) • 23 (12/16/19)
- Last year at this time, Arkansas was 90 in the NCAA NET before falling to a season-low 92 (Jan. 10) but finished 21st.

## Defense to Offense

- **Arkansas Has forced 20-plus turnovers five times in 13 games this season**
- **Arkansas only accomplished that 3x in 37 gms last season • 6x in 32 gms in 2020-21 • 5x in 32 gms in 2019-20**
- **The Hogs are #10 in the NCAA (2nd in the SEC) in turnover margin (+5.5)**
- **The Hogs are #13 in the NCAA (3rd in the SEC) in turnovers forced (18.08/gm)**
- Arkansas only forced 10 turnovers at LSU but forced 47 turnovers in the previous two games:
  - 27 vs Bradley and 20 vs UNCA
- **In wins over Bradley and UNCA, Arkansas out-scored opponents 69-14 in points off turnovers (37-9 & 32-5, respectively)**
- Overall, Arkansas has outscored its opponents 286-152 (+134) on points off turnovers.
- Ironically, one of Arkansas's best games in points of turnovers was a loss to Creighton, outscoring the Blue Jays 21-3.
- Arkansas has outscored its opponents in points of turnovers in all but three games
  - LSU (13-4) and UNCG (9-6) led in the Hogs in the category and Arkansas tied San Diego State 16-16
- **Arkansas had 16 steals versus Bradley and 15 versus UNCA.**
- **The Hogs are #8 in the NCAA (3rd in the SEC) in steals (10.5 avg)**
- **The 16 steals by Arkansas vs Bradley were THE MOST (tied) by any Musselman-coached college team**
- **The 15 steals by Arkansas vs UNCA tied for the THIRD-BEST total by any Musselman-coached college team**
- Arkansas produced double-digit steals seven times this season.

## More Defense

- Including the loss at LSU, Arkansas has held 9 of 13 opponents to 60 points or less (and Troy only scored 61).
- **Arkansas ranks 36th in the NCAA (3rd in the SEC) in scoring defense (61.8 avg.).**
- Bradley only attempted 45 shots.
- **The 3 lowest FG attempts by an opponent in the Muss era have been in the first 12 games of this year**
  - 44 by Louisville 45 by Bradley and Fordham.
- Asheville entered the game averaging 81.8 points, was 20th in the NCAA in overall FG% (.499) and 21st in 3PT% (.396). Arkansas held the Bulldogs to 51 points, 40% FG and 16.7 3PT%.

## Points in the Paint; Mostly at the Rim via Dunks

- Arkansas ranks 342nd out of 352 NCAA Division I teams in 3-pointers attempted (16.2 avg), 339th in 3's made (4.8 avg) and 320th in 3PT% (.300).
- However, Arkansas is having great success shooting the ball, mostly in the paint ... specifically at the rim.
- **Overall, Arkansas ranks 34th in the NCAA in field goal percentage (.485).**
- Arkansas has outscored its opponents in the paint 512-372 (+140).
- Arkansas has scored 40-plus points in the paint in 8 of 13 games including four games with 50-plus points:
  - 58 vs Oklahoma • 54 vs Fordham • 52 vs San Jose State • 50 vs UNCA
- Arkansas ranks 55th in the NCAA (2nd in the SEC) in fastbreak points (13.46 ppg)
- **Arkansas has 61 dunks in 13 games (4.69 per game)**
  - including 11 versus Louisville, 8 vs UNCA, 7 vs Oklahoma and 6 vs Creighton
- Arkansas only had 103 dunks in 13 games last season (2.78 per game).
- **Arkansas has 19 alley-oops in 13 games**
  - Trevon Brazile (despite missing the last four games) leads the way with 6 and Ricky Council IV has 4
  - Anthony Black leads the team with seven assists on alley-oops.

## 2023 NBA MOCK DRAFT BOARDS as of Dec. 31, 2022

### Nick Smith Jr.

#3 overall • #1 college player	NBADraftRoom.com
#3 overall • #1 college player	SportingNews.com
#3 overall • #1 college player	NBADraft.net
#4 overall • #1 college player	ESPN.com
#4 overall • #1 college player	NBCsports.com
#4 overall • #1 college player	BleacherReport.com
#4 overall • #1 college player	TankAthon.com
#5 overall • #2 college player	Yahoo.com
#6 overall • #2 college player	Babcock Hoops
#7 overall • #4 college player	SI.com

### Anthony Black

#5 overall • #3 college player	NBADraft.net
#7 overall • #4 college player	NBADraftRoom.com
#8 overall • #4 college player	NBCsports.com
#12 overall • #8 college player	ESPN.com
#12 overall • #8 college player	TankAthon.com
#12 overall • #8 college player	Yahoo.com
#13 overall • #9 college player	BleacherReport.com
#15 overall • #11 college player	SportingNews.com
#15 overall • #11 college player	Babcock Hoops
#15 overall • #11 college player	SI.com

### Jordan Walsh

#28 overall • #22 college player	SI.com
#29 overall • #23 college player	NBADraftRoom.com
#29 overall • #24 college player	BleacherReport.com
#29 overall • #22 college player	SportingNews.com
#44 overall • #34 college player	ESPN.com

### Ricky Council IV

#20 overall • #16 college player	BleacherReport.com
#26 overall • #20 college player	NBADraftRoom.com
#32 overall • #26 college player	NBADraft.net
#39 overall • #29 college player	ESPN.com
#48 overall • #38 college player	Babcock Hoops

### Trevon Brazile (PROIR TO INJURY)

#24 overall • #18 college player	NBADraft.net
#28 overall • #21 college player	NBCsports.com
#31 overall • #26 college player	BleacherReport.com
#50 overall • #40 college player	ESPN.com



## IN-SEASON HONORS

### ANTHONY BLACK

- CBS Sports/USBWA National Freshman of the Week (11/22)
- SEC co-Freshman of the Week (11/28)

### RICKY COUNCIL IV

- SEC Player of the Week (12/5)

### NICK SMITH JR.

- CBS Sports/USBWA National Freshman of the Week (12/13)
- Dick Vitale Star of the Week - Diaper Dandy (12/12)
- SEC co-Freshman of the Week (12/12)

## 2022-23 MISCELLANEOUS STATS

### DOUBLE-FIGURE SCORING GAMES

Player	18-19	19-20	20-21	21-22	22-23	Career
Black				8	8	8
Brazile				4	5	9
Council IV			5	17	12	34
Davis			14	14	4	32
Dunning Jr.				0	0	0
Graham		1	9	15	3	28
Johnson	5	15	RS	1	0	21
Kel Mitchell		0	13	18	1	22
Khi Mitchell		1	1	19	3	25
Pinion				1	1	1
Smith Jr.				3	3	3
Walsh				5	5	5

### 20+ POINT SCORING GAMES

Player	18-19	19-20	20-21	21-22	22-23	Career
Black				2	2	2
Brazile				0	3	3
Davis				1	1	2
Council IV			1	3	4	8
Graham		0	0	0	0	0
Johnson	0	3	RS	0	0	3
Kel Mitchell		0	1	2	0	3
Khi Mitchell		0	0	0	0	0
Smith Jr.				2	2	2
Walsh				0	0	0

### 30+/40+ POINT SCORING GAMES

Player	18-19	19-20	20-21	21-22	22-23	Career
Council IV		0/0	1/0	-	1/0	1/0
Johnson	0/0	2/0	RS	0/0	-	2/0

### 3+ THREE-POINTERS IN A GAME

Player	18-19	19-20	20-21	21-22	22-23	Career
Black				1	1	1
Brazile				0	3	3
Council IV			0	3	1	4
Davis			1	1	0	2
Pinion				0	0	0
Smith Jr.				1	1	1

### DOUBLE FIGURE REBOUNDING GAMES

Player	18-19	19-20	20-21	21-22	22-23	Career
Black				0	0	0
Brazile				1	2	3
Council IV			0	2	0	2
Davis			0	0	1	1
Graham		0	3	1	0	4
Johnson	1	6	RS	0	0	7
Kel Mitchell		0	3	1	0	4
Khi Mitchell		0	1	10	2	13

### DOUBLE FIGURE ASSISTS GAMES

Player	18-19	19-20	20-21	21-22	22-23	Career
Black				0	0	0
Davis		0	0	0	0	0

### DOUBLE-DOUBLES

Player	18-19	19-20	20-21	21-22	22-23	Career
Black				0	0	0
Brazile				2	2	2
Council IV			0	2	0	2
Davis			0	0	1	1
Graham		0	3	1	0	4
Johnson	0	4	RS	0	0	4
Kel Mitchell		0	2	1	0	3
Khi Mitchell		0	1	7	1	9

### TRIPLE-DOUBLES

Player	18-19	19-20	20-21	21-22	22-23	Career
--						

### 5+ ASSIST GAMES

Player	18-19	19-20	20-21	21-22	22-23	Career
Black				5	5	5
Council IV			0	1	2	3
Davis			2	6	2	10
Graham		0	0	2	0	2
Johnson	0	3	RS	0	0	3
Kel Mitchell		0	0	1	0	2
Khi Mitchell		0	0	2	0	2
Smith Jr.				1	1	1
Walsh				0	0	0

### 3+ STEALS IN A GAME

Player	18-19	19-20	20-21	21-22	22-23	Career
Black				2	2	2
Council IV			0	5	2	7
Davis			2	3	2	7
Graham		1	0	2	0	3
Johnson	1	0	RS	0	1	2
Kel Mitchell		0	0	1	0	1
Khi Mitchell		0	0	2	3	5
Smith Jr.				-	-	-
Walsh				2	2	2

### 3+ BLOCKS IN A GAME

Player	18-19	19-20	20-21	21-22	22-23	Career
Black				0	0	0
Brazile				5	1	6
Graham		2	4	2	0	8
Johnson	0	0	RS	1	0	1
Kel Mitchell		1	6	11	1	19
Khi Mitchell		0	0	6	3	9

## OVERALL, ARKANSAS First Half vs Second Half

- Arkansas ranks in the 300's in the NCAA in offensive efficiency in the first half.
- Arkansas ranks among the top 5 in the NCAA in offensive efficiency in the second half.**
- Arkansas also turns up the defensive pressure in the second half.

### FOR THE SEASON, ARKANSAS FIRST HALF VS SECOND HALF (including OT)

	POINTS (AVG)	FG%	3PT%	FT%	REB (AVG)	ASSISTS	TO	BLKS	STEALS
ARK 1st Half:	438 (33.7)	44% (171-385)	22% (23-106)	65% (73-113)	237 (18.2)	81	93	31	66
OPP 1st Half:	386 (29.7)	42% (147-354)	31% (36-122)	63% (54-86)	217 (16.7)	65	119	16	46
ARK 2nd Half:	561 (43.2)	53% (195-369)	39% (40-103)	76% (131-172)	220 (16.9)	100	70	32	68
OPP 2nd Half:	410 (31.5)	41% (142-348)	25% (27-107)	71% (99-139)	189 (14.5)	58	114	12	31
ARK 2nd Half DIFF	+9.5	+9% (+24)	+17% (+17)	+9% (+58)		+19	-23	+1	+2
OPP 2nd Half DIFF		-6%			-2.2	-7	-5	-4	-15

## Wing Span

- Last Year: Arkansas had three players with wing spans over seven feet.
- ^ Team wing span average last year was 6-6
- THIS YEAR: Arkansas has six players with wing spans over seven feet.**
- ^ Team wing span average this year is 6-9
- Last Year, Arkansas ranked 71st in the NCAA (8th SEC) in blocked shots (4.1)
- This Year, Arkansas ranks 37th in the NCAA (5th SEC) in blocked shots (4.8)

## Above The Rim

- Not only is the 2022-23 edition of Razorback basketball long .. they are athletic too.
- Arkansas teams under Coach Musselman have been described in many positive attributes. However, explosive has not been one of them. Yes, the Razorbacks have seen their share of explosive players, but not a team. That could change in 2022-23.

### DUNKS IN MUSS ERA

Year	Dunks	Gms	Avg.	Leader
2019-20	67	32	2.09	22 by Adrio Bailey
2020-21	95	32	2.97	36 by Justin Smith
2021-22	103	37	2.78	27 by Stanley Umude
2022-23	61	13	4.69	16 by Ricky Council IV

### BLOCKED SHOTS IN MUSS ERA

Year	Blks	Gms	Avg.	Leader
2019-20	125	32	3.91	45 by Adrio Bailey
2020-21	158	32	4.94	51 by Connor Vanover
2021-22	153	37	4.14	41 by Jayln Williams
2022-23	63	13	4.85	19 by Makhi Mitchell

## One Glorious Game

- Arkansas played exactly one game with all 15 players available for the whole game. It was Game 8 on Dec. 3 versus San Jose State. Ironically, all 15 Razorbacks played and, by no coincidence, it was Arkansas' best game of the season.
- ^ Nick Smith missed the first six games and played just six minutes in game seven versus Troy.
- ^ Davonte Davis missed game seven versus Troy.
- ^ Trevon Brazile suffered a season-ending injury in the first half of game 9 versus UNCG.
- Versus San Jose State, Arkansas won 99-58 ... its largest margin of victory this season. Also:
- ^ Arkansas shot 62.7% (37-of-59) from the field and 61.5% (8-of-13) from 3-point range.
- ^ It was the best overall FG% shooting night by an Eric Musselman collegiate team.** The previous best was his Nevada squad making 61.5% (40-of-65) versus UMass on Nov. 23, 2018.
- (HogStats.com) **It was only the third game in history that Arkansas has shot at least 60% from 2-point range, 60% from 3 (min. 5 attempts) and 80% from the free throw line (min. 15 atts):**
- ^ 12/02/22 vs San Jose (63.0 / 61.5 / 81.0) • 1/4/1992 vs Auburn (60.0 / 62.5 / 82.1) • 1/21/1991 vs Florida St (63.0 / 62.5 / 84.0)
- ^ It was the best 3-point shooting percentage night by an Eric Musselman collegiate team (with at least 10 attempts).**
- ^ His best night was making 6-of-10 (60%) versus Morehead State on Mar. 30, 2016.
- ^ The previous best by an Arkansas team under Muss was 57.1% versus Georgia (Jan. 9, 2021). NOTE, Arkansas made 6-of-9 (66.7%) in a win over TCU on Jan. 25, 2020.
- Arkansas had a season-high 22 assists.**

## Smith Out Indefinitely

- For the second time this season, preseason All-American Nick Smith is on the sidelines for right knee management.
- ^ Smith missed the first six games and played six minutes in game seven of the season.
- ^ Smith was named National and SEC Freshman of the Week for his starts in Games 8 and 9 (Oklahoma and UNCG).**
- ^ Started Game 10 versus Bradley but only played the first half.
- ^ Did not play game 11 versus UNCA.

## Brazile Out for the Season; Has Successful Surgery on Dec. 29

- Arkansas sophomore forward Trevon Brazile will miss the remainder of the season after injuring his right knee in the first half of the UNC Greensboro game on Dec. 6. Brazile tore his anterior cruciate ligament (ACL) and will have surgery Dec. 29.
- The Springfield, Mo., native entered the UNCG game as Arkansas' leader in rebounds and blocked shots while ranking third on the team in scoring and free throws attempted. He was the Hogs' first player off the bench in all nine games but ranked fourth in minutes played (29.3 avg.).
- Brazile played just nine minutes with no points, two rebounds and two blocked shots before exiting the UNCG game. For the season, he is averaging 11.8 points, 6.0 rebounds and 1.2 blocked shots.
- Brazile was having a breakout season in his first year at Arkansas after spending his freshman campaign at Missouri. He recorded his first two career double-doubles and posted a career high in points (23), his first three career 20-point games and a career high 12 rebounds.
- As a comparison,

AT ARK (9 gms):	106 points - making 37 FG with 11 3's	Averaged 6.0 rebounds
AT MIZ (24 gms):	151 points - making 57 FG with 10 3's	Averaged 5.0 rebounds

## Just a Minute ... or 20 ... or 40

- Arkansas has the top two players among the SEC in minutes played.
- ^ Ricky Council IV 1st - 35.66
- ^ Anthony Black 2nd - 33.84
- Ricky Council played **all 40 minutes versus Creighton** and, the next day, **41:03 in the overtime win over San Diego State**, including all 20 minutes of the second half and all 5 in OT.
- GAMES A RAZORBACK PLAYED ALL 40 MINUTES IN REGULATION**
- ^ Ricky Council IV 3 Creighton; Oklahoma; at LSU
- ^ Anthony Black 2 Troy; at LSU

## • GAMES A RAZORBACK PLAYED ALL 20 MINUTES IN A HALF

^ Ricky Council IV	12	Fordham (1st) • Louisville (1st) • Creighton (1st & 2nd) • San Diego St. (2nd, plus 5 in OT) • Troy (2nd) UNCG (2nd) • Oklahoma (1st & 2nd) • UNCA (1st) • LSU (1st & 2nd)
^ Anthony Black	7	Creighton (2nd) • San Diego St. (2nd, plus 5 in OT) • Troy (1st & 2nd) • UNCG (2nd) • LSU (1st & 2nd)
^ Devo Davis	3	ND State (2nd) • UNCA (1st) • LSU (2nd)
^ Jordan Walsh	2	Creighton (2nd) • San Diego St. (2nd, plus 5 in OT)
^ Nick Smith Jr.	1	UNCG (1)
^ Trevon Brazile	1	San Diego St. (2nd, plus 5 in OT)

## Emptying the Bench

- On the flip side, Arkansas has played every player available in a game five times this season including:
  - Fordham (14 players), South Dakota State (14), San Jose State (15), Bradley (14), UNCA (13).

## Fourth is Everything but Fourth

- Ricky Council IV was the only Razorback to score in double figures in each of the first eight games before scoring just eight in game 9 versus UNCG. **HOWEVER**, he has scored in double figures in 11 of his first 12 and....
  - 1st IN THE SEC** in minutes played (35:66) **Played all 40 of regulation 3x; all 20 in a half 12x**
  - 2nd IN THE SEC** in field goals made (85).
  - 3rd IN THE SEC** in scoring (17.92 ppg)
  - 5th in the SEC** in FG% (.516)
  - 10th in the SEC** in steals (1.77)
  - 12th in the SEC** in FT% (.781) **HAD A STREAK OF 16 STRAIGHT FT Made snapped vs Oklahoma**
- In addition to his scoring prowess, Council tied his **career high with four steals** versus Louisville.
  - He has a steal in 11-of-12 games and ranks 14th in the SEC in thefts (1.67 avg.).**
- For the first time his career, has seen action as the point guard** and is second on the team with 33 assists.
  - Had a **career-high seven assists** in the Fordham win. **Amazingly, his first six assists went to six different players** (Davis, Khi Mitchell, Black, Walsh, Brazile and Graham)

## Council Named SEC Player of the Week (Dec. 5)

- Ricky Council IV was named the SEC Player of the Week (Dec. 5) after averaging 22.0 points, 3.0 rebounds, and 2.0 steals in wins over Troy and San Jose State.
- He scored 19 of his 27 points, including 13 of the Hogs' final 19 points in a 19-3 run, in the second half against Troy as Arkansas erased a two-point halftime deficit.
- He only missed one shot attempt (5-of-6 FG and 6-of-6 FT) in a 17-point effort against San Jose State. Scored 10 points in a 23-7 run. He added three steals.

## Black in the Rankings

- Anthony Black is a stat sheet stuffer.
  - Leads the team in assists (48), steals (23), 3's made (13)
  - 2nd on the team in scoring (158), rebounds (67) and free throws made (39)
    - 2nd on the team and the SEC in minutes (33.84)
  - 3rd on the team in blocked shots (7)
- In the SEC: Black and Mizzou's Kobe Brown are the only two players among the league's top 25 in points, rebonds, assists and steals.**
  - BLACK: 9th in assists (3.7) • 10th in steals (1.8) • 21st in scoring (12.2) • 25th in rebs (5.2)
  - BROWN: 21st in assists (2.7) • 24th in steals (1.3) • 7th in scoring (15.6) • 15th in rebs (5.7)

## Black Breaks Out; Named SEC/NATIONAL Frosh of the Week

- Anthony Black had was named to the **MAUI INVITATIONAL ALL-TOURNAMENT** team after **leading all scorers at 22.3 ppg.**
  - Black was additionally tabbed the SEC co-Freshman of the Week for his play at Maui while being selected the CBS Sports/USBWA National Freshman of the Week (Nov. 22) for his early-season play through Louisville at Maui.**
  - GMS 1-3: 18 points (6.0 ppg) • 10 rebs • 8 assists 6-18 FG • 2-8 3PT • 4-6 FT
  - GMS 4-6: 67 points (22.3 ppg) • 14 rebs • 13 assists 22-40 FG • 4-10 3PT • 19-22 FT
  - Vs. Louisville: Scored a game-high (and career-high) 26 points with six assists. He was 9-of-11 overall (3-5 3PT) and 5-of-5 from the line.
  - Vs. Creighton: Also scored a game-high 26 points (10-of-18) with six rebounds and six assists.
  - Vs. San Diego State: Was just 3-of-11 from the field but scored 15 points, with season highs in FT (9 and FTA (10).
- Black continued his strong play versus Troy, playing all 40 minutes with 14 points, eight rebounds, three assists and two steals.

## Playing Like Jordan

- Jordan Walsh was up-and-down through the first nine games. However, the last four games, Walsh is playing like the consensus five-star recruit and Julius Erving Award Watch List player Arkansas fans were hoping for.
- Walsh has come out of his shell since Trevon Brazile's season-ending injury versus UNC Greensboro.
  - GMS 1-9:** Averaged 6.3 pts - 2.7 rebs // 43% FG (20-46) - 29% 3PT (5-17) - 12 assists - 8 STLs - 10 TO
  - Last 4:** Averaging 11.8 pts - 4.8 rebs // 59% FG (19-32) - 28% 3PT (4-14) - 3 assists - 10 STLs - 2 TO
  - ^ In games 1-9, scored in double figures twice ... In the last four games, scored in double figures three times**
  - ^ Versus Oklahoma: tied a then season-high with 12 points (5-of-9 FG; 2-of-5 3PT) with three rebounds and two steals ... Led the team at +11 (31:19 played)
  - ^ Versus Bradley: Was the star of the game with a game and career-high 18 points (7-7 FG • 1-1 3PT) with a career-high four steals ... Scored seven points in an 11-0 run, including back-to-back fastbreak dunks and a 3-pointer ... Scored 16 of his 18 in the first half.
  - ^ Versus UNCA Asheville, he only scored four points but his defense was stellar, helping hold Drew Pember to 1-of-7 FG.
  - ^ At LSU, scored 13 points with career highs in rebounds (9) and blocks (2) ... All 13 points and 7 boards came in the 2nd half.

## Khi Five

- Makhi Mitchell is starting to establish himself on both ends of the court. After scoring a combined four points in 19 minutes versus Creighton and San Diego State in Maui, **Mitchell has been solid the last seven games.**
- After just 3 blocks in GMS 1-6 ... HAS 16 BLOCKED SHOTS IN THE LAST SEVEN GAMES including at least one in each**
  - ^ Ranks 9th in the SEC in blocked shots (1.33 avg.)**
- After just seven assists in GMS 1-8 ... Has 11 assists in the last five games including four vs Oklahoma**

## 2022-23 MISCELLANEOUS STATS

### RECORD BREAKDOWN

At Bud Walton Arena	2022-23: 7-0	Muss Era: 54-6
On The Road	2022-23: 0-1	Muss Era: 14-17
Neutral Site	2022-23: 4-1	Muss Era: 16-7
White "Razorback" Uni	2022-23: 2-0	Muss Era: 19-0
White '94 "Razorback" Uni	2022-23: 3-0	Muss Era: 23-6
White "Hog" Uni	2022-23: 3-0	Muss Era: 16-3
White "Arkansas" Uni	2022-23: 1-1	Muss Era: 7-1
Cardinal "Arkansas" Uni	2022-23: 0-0	Muss Era: 10-14
Cardinal "Razorback" Uni	2022-23: 0-0	Muss Era: 1-3
Cardinal Camo "Arkansas" Uni	2022-23: 1-0 *	Muss Era: 3-0 ^
Cardinal "Hog" Uni	2022-23: 0-0	Muss Era: 3-1 +
Cardinal "Arkansas Razorbacks" Uni	2022-23: 1-0	Muss Era: 1-0
Anthracite Uni	2022-23: 0-1	Muss Era: 1-2
^ - wore cardinal at home vs Fordham '22 - + - wore cardinal at home vs Tenn '21		

### GENERAL

When ARK controls tip	2022-23: 8-1	Muss Era: 56-15
When OPP controls tip	2022-23: 3-1	Muss Era: 28-15
When ARK scores first	2022-23: 6-1	Muss Era: 49-12
When OPP scores first	2022-23: 6-1	Muss Era: 35-18

### LEADS AND DEFICITS

Leading at the half	2022-23: 8-0	Muss Era: 62-3
2022-23: home: 6-0   road: 0-0   neutral 2-0		
Trailing at the half	2022-23: 3-2	Muss Era: 18-27
2022-23: home: 1-0   road: 0-1   neutral: 1-1		
Tied at the half	2022-23: 0-0	Muss Era: 2-0
2022-23: home: 0-0   road: 0-0   neutral 0-0		
'22-23 W/ 5:00 left	Leading: 9-0   Trailing: 2-1   Tied: 0-1	
• Muss Era	Leading: 74-3   Trailing: 8-25   Tied: 2-2	
'22-23 W/ 2:00 left	Leading: 10-0   Trailing: 1-1   Tied: 0-1	
• Muss Era	Leading: 75-5   Trailing: 7-22   Tied: 1-3	

GMS decided by 1-to-5 pts	2022-23: 1-2	Muss Era: 16-13
GMS decided by 6-to-10 pts	2022-23: 2-0	Muss Era: 20-9
GMS decided by 11+ pts	2022-23: 8-0	Muss Era: 48-8
Overtime games	2022-23: 1-0	Muss Era: 5-3

### OFFENSE

Scoring less than 70 points	2022-23: 1-1	Muss Era: 15-12
Scoring 70-79 points	2022-23: 6-0	Muss Era: 33-14
Scoring 80-89 points	2022-23: 3-1	Muss Era: 22-4
Scoring 90-99 points	2022-23: 1-0	Muss Era: 11-0
Scoring 100+ points	2022-23: 0-0	Muss Era: 3-0
1-2 Hogs in Double Figures	2022-23: 0-0	Muss Era: 4-7
3 Hogs in Double Figures	2022-23: 5-2	Muss Era: 32-18
4 Hogs in Double Figures	2022-23: 6-0	Muss Era: 35-3
5-7 Hogs in Double Figures	2022-23: 0-0	Muss Era: 21-2
8+ Hogs in Double Figures	2022-23: 0-0	Muss Era: 1-0
At least 1 Hog Scores 20+	2022-23: 7-1	Muss Era: 41-14
2+ Hogs Score 20+	2022-23: 2-1	Muss Era: 17-8
FG% (Muss Era)	50%+: 5-0 (22-1)   49.9-40%: 5-1 (49-19)   <40%: 1-1 (12-10)	
3FG% (Muss Era)	40%+: 2-1 (18-4)   39.9-30%: 5-0 (29-11)   <30%: 4-1 (37-15)	

### REBOUNDING/TURNOVERS

Out-rebounding opponent	2022-23: 9-1	Muss Era: 49-7
Out-rebounded by opp.	2022-23: 2-1	Muss Era: 30-23
Rebounds are even	2022-23: 0-0	Muss Era: 4-1
Grabbing 10+ off reb	2022-23: 4-2	Muss Era: 44-16
Forcing 15+ turnovers	2022-23: 9-1	Muss Era: 47-17
Committing less than 15 TO	2022-23: 7-2	Muss Era: 62-14

### BY MONTH

In November	2022-23: 6-1	Muss Era: 21-1
In December	2022-23: 5-1	Muss Era: 20-5
In January	2022-23: 0-0	Muss Era: 15-9
In February	2022-23: 0-0	Muss Era: 16-7
In March	2022-23: 0-0	Muss Era: 12-6
In April	2022-23: 0-0	Muss Era: 0-0

### LED HIS TEAM IN SCORING (INCLUDES TIES)

Player	18-19	19-20	20-21	21-22	22-23	Career
Black					2	2
Brazile				0	2	2
Council IV			3	10	5	18
Davis			3	1	1	5
Graham		0	0	3	1	4
Johnson	0	5	RS	0	0	5
Kel Mitchell	0	2	11	0	13	
Khi Mitchell	0	0	4	0	4	
Smith					1	1
Walsh					1	1

### LED HIS TEAM IN REBOUNDING (INCLUDES TIES)

Player	18-19	19-20	20-21	21-22	22-23	Career
Black					1	1
Brazile				7	5	12
Council IV			4	3	0	7
Davis			2	0	0	2
Graham		0	6	8	1	15
Johnson	2	8	RS	2	1	13
Kel Mitchell		0	5	8	1	14
Khi Mitchell		0	2	15	5	22



## ACADEMIC SUCCESS

### KAMANI JOHNSON

• Graduated • Communications



### CADE ARBOGAST

• SEC Winter Academic Honor Roll Eligible (2022-23)

### LAWSON BLAKE

• SEC Winter Academic Honor Roll Eligible (2022-23)  
• SEC First Year Academic Honor Roll (2021-22)  
• Univ. of Arkansas Chancellor's List (4.0 GPA) - Fall 2022  
• Athletics' Champions Honor Roll (4.0 GPA) - Fall 2022

### DAVONTE DAVIS

• SEC Winter Academic Honor Roll Eligible (2022-23)  
• SEC Winter Academic Honor Roll (2021-22)  
• SEC First Year Academic Honor Roll (2020-21)  
• Athletics' Departmental Honor Roll (3.0-3.49 GPA) - Fall 2022  
• Athletics' Departmental Honor Roll (3.0-3.49 GPA) - Fall 2021  
• Athletics' Departmental Honor Roll (3.0-3.49 GPA) - Spring 2021  
• Athletics' Departmental Honor Roll (3.0-3.49 GPA) - Fall 2020

### DERRIAN FORD

• Univ. of Arkansas Dean's List (3.5-3.99 GPA) - Fall 2022  
• Athletics' AD Honor Roll (3.5-3.99 GPA) - Fall 2022

### JOSEPH PINION

• Athletics' Departmental Honor Roll (3.0-3.49 GPA) - Fall 2022

- He nearly single-handedly kept Arkansas in the game in the first half versus Troy.
- Arkansas trailed by two (33-31) at halftime thanks Khi Mitchell's 10 points (5-of-6 FG) and nine rebounds.
- In the second half, he scored four points and blocked three shots.
- Versus UNCG, Mitchell recorded his **first double-double as a Razorback** with 13 points and **14 rebounds** (seven each half)
- **added four blocked shots and two steals.**
- Versus Oklahoma, Mitchell scored 10 points with a game-high six rebounds with two blocked shots and a steal.
- **added a season-best four assists.**
- At LSU, scored eight points with 12 rebounds ... Added three blocked shots.

### Smith Honored in First Full Week Playing

- Nick Smith Jr., missed the first six games and played six minutes (0-of-2 FG) in game seven. However, he has started the last three games and is averaging an impressive 21.5 ppg in those games.
- Named CBS Sports/USBWA National Freshman of the Week (Dec. 13)
- Named to Dick Vitale's Stars of the Week as his "Diaper Dandy" (Dec. 12)
- Named SEC co-Freshman of the Week (Dec. 12)
- Smith's honors came after he averaged 21.5 points in leading Arkansas to wins over UNC Greensboro and Oklahoma.
- **Versus UNC Greensboro**, Smith scored 22 of the team's 65 points. After being down five at the break, Smith scored eight of the Hogs' first 10 points in the second half. Later, with clinging to a four-point lead with a minute and a half left, Smith had a steal, went coast-to-coast and converted an old-fashion 3-point play to help secure the win. He played all 20 minutes of the second half and scored 16 of his 22 points in the period.
- **Versus Oklahoma**, Smith scored 21 points, including 11 in the second half as Arkansas outscored the Sooners 45-38. All 11 of his second-half points came in a 26-15 run as the Hogs went from up five to up 14.

### Getting to The Charity Stripe, A Muss Must

- Arkansas **LED THE NCAA** by making 633 free throws and attempting 833 in 2021-22.
- When getting to the line last season, Arkansas **LED THE SEC** (32nd in the NCAA) in free throw percentage at 76.0%.
- In general, Eric Musselman's collegiate teams do a great job getting to the free throw line. In fact, his teams have either ranked 1st or 2nd in their respective leagues and among the NCAA top 25 in each of his first seven years.
- **HOWEVER, Arkansas has not gotten to line at the same rate to start 2022-23.**
- **The Razorbacks were steadily improving, moving to 22nd in the NCAA in both FT Attempts/gm (23.2) and FT Made/game (16.8) ... HOWEVER, the Hogs were just 5-of-10 at the line at LSU**
- **Arkansas made a season-high 81% (17-of-21) vs San Jose State then made a season-high 26 FT vs UNCG**
- Arkansas also made 26 FT versus UNCG and 22 vs Bradley
- Below are Musselman's teams' ranking in the **NCAA (first)** and in their respective **leagues (second)** in the categories:

	'15-16	'16-17	'17-18	'18-19	'19-20	'20-21	'21-22	'22-23
<b>FT Attempts</b>	<b>2 / 1</b>	<b>13 / 1</b>	<b>16 / 2</b>	<b>16 / 1</b>	<b>8 / 2</b>	<b>5 / 1</b>	<b>1 / 1</b>	<b>34 / 5</b>
<b>FT Made</b>	<b>1 / 1</b>	<b>24 / 2</b>	<b>9 / 2</b>	<b>17 / 1</b>	<b>3 / 1</b>	<b>2 / 1</b>	<b>1 / 1</b>	<b>32 / 4</b>

#### INDIVIDUALLY

- 2016-17 Jordan Caroline: 10th in NCAA in FT Att (251)
- 2017-18 Jordan Caroline: 8th in NCAA in FT Att (251)
- 2019-20 **Mason Jones led the NCAA in free throws made (233) and attempted (282)**
- 2020-21 **Moses Moody ranked 2nd in the NCAA in free throws made (151) and attempted (186)**
- 2021-22 Four Razorbacks ranked among the SEC top 15 in free throws made

### Razorbacks Draw Baylor Big 12/SEC Challenge

- In a rematch of the 2021 NCAA Elite 8 meeting, Arkansas will face Baylor as part of the 2023 SEC/Big 12 Challenge. The contest will be played on Jan. 28, 2023, in Waco, Texas.
- Overall, the 10th annual SEC/Big 12 Challenge will feature 10 games played on the same day (Saturday, Jan. 28, 2023) in a matchup of two premier college basketball conferences. ESPN, ESPN2 and ESPNU will once again televise the Challenge.
- Arkansas will play in its ninth consecutive Challenge. The Razorbacks are 4-4 in such games.
- Arkansas helped the SEC win last year's Challenge, 6-4, with a 77-68 home victory over West Virginia. It was the second year in a row the SEC won the Challenge. The SEC has lost the Challenge just one time in the last six years.

#### RAZORBACKS AND BEARS

- The Arkansas and Baylor rivalry dates back to the Razorbacks' first season of basketball (1924-24) when both schools were members of the Southwest Conference. The teams have met on 144 previous occasions, making the Bears fourth (tied) among Arkansas' most common opponents behind Texas A&M (161), Texas (155) and SMU (155) while being tied with Rice (144). Arkansas owns a 96-48 advantage in the series, including a 37-32 mark in games played in Waco. However, the teams have only played three times since 1990-91 after Arkansas left the SWC for the SEC and all three were on neutral courts - Jan. 5, 2008, in Dallas; Dec. 20, 2009, in North Little Rock; and Mar. 29, 2021, in Indianapolis.

- 12/04/14	at #20 Iowa State	L	77	95
- 01/30/16	Texas Tech	(ot) W	75	68
- 01/28/17	at Oklahoma State	L	71	99
- 01/27/18	Oklahoma State	W	66	65
- 01/26/19	at #13 Texas Tech	L	64	67
- 01/25/20	TCU	W	78	67
- 01/30/21	at Oklahoma State	L	77	81
- 01/29/22	West Virginia	W	77	68



## ERIC MUSSELMAN LIVE RADIO SHOW

Once again, there will be 12 Arkansas basketball radio shows, all starting at 7 pm, at Sassy's Red House (Shows 1-2) Sassy's BBQ and Grille (Shows 3-12).

Tuesday, Nov. 8  
Monday, Nov. 14  
Monday, Dec. 5  
Monday, Dec. 12  
Monday, Dec. 19  
Monday, Jan. 2

**Monday, Jan. 9**  
Monday, Jan. 16  
Monday, Jan. 23  
Monday, Jan. 30  
Monday, Feb. 13  
Monday, Feb. 20



## COURTSIDE WITH ERIC MUSSELMAN

There will be 10, 30-minute television shows featuring head coach Eric Musselman and co-host Chuck Barrett. Each show will air on Sunday. Please check local listings for times and channels in your area.

Sunday, Jan. 1

**Sunday, Jan. 8**  
Sunday, Jan. 15  
Sunday, Jan. 22  
Sunday, Jan. 29

Sunday, Feb. 5  
Sunday, Feb. 12  
Sunday, Feb. 19  
Sunday, Feb. 26  
Sunday, Mar 5

## ARKANSAS SIGNS TWO 5-STARs

### Layden Blocker

6-2, 180, G

Little Rock, Ark. // Sunrise (Kansas) Christian Academy

Publication	Rating	National Rank	Position Rank	State Rank
247Sports Composite	5-Star	#25	#4 PG	#2 - Kansas
ESPN	4-Star	#22	#6 PG	#1 - Arkansas
On3 Consensus	4-Star	#28	#5 PG	#2 - Kansas
247Sports	4-Star	#29	#6 PG	#3 - Kansas
Rivals	4-Star	#29	#9 PG	-
On3	4-Star	#46	#6 PG	#3 - Kansas

- Named to the 2023 Jersey Mike's Naismith HS Player of the Year Watch List
- Projected by NBADraft.net to be the 20th pick in the 2024 NBA Draft
- Participated in the National Basketball Players Association Top 100 camp and was named to its 10-man All-Star team
- Participated in the USA Basketball junior National Team minicamp

### Baye Fall

6-10, 210, F/C

Dakar, Senegal // Accelerated Schools (Denver, Colo.)

Publication	Rating	National Rank	Position Rank	State Rank
Rivals	5 Star	#11	2 C	--
On3 Consensus	5 Star	#12	3 C	1 Colorado
On3	5 Star	#14	3 C	1 Colorado
247SportsComposite	5 Star	#14	3 C	1 Colorado
247Sports	5 Star	#16	3 C	1 Colorado
ESPN	5 Star	#20	3 C	1 Colorado

- Named to the 2023 Jersey Mike's Naismith HS Player of the Year Watch List
- Projected by NBADraft.net as the #4 overall pick in the 2024 NBA Draft and NBADraftRoom.com has him at the 17th pick
- Was a standout at the prestigious National Basketball Players Association top 100 camp in the summer of 2022 when he led the event in scoring with 14.9 points per game in seven games ... Had a camp-leading 9.4 rebounds per game and averaged an event-leading 4.9 offensive rebounds per game ... Joined fellow Arkansas signee Layden Blocker on the 10-man All-Star squad for the event.
- Was co-MVP performance at the 2021 Pangos All-American Camp.



LAYDEN BLOCKER



BAYE FALL

## ARKANSAS IN 2022-23 RANKINGS

Thru Dec. 31, 2022



TEAM IN THE NCAA/SEC	NCAA	SEC	NO.
Assist/Turnover Ratio (352 ranked)	131	5	1.11
Assists Per Game (351 ranked)	154	7	13.9
Bench Points per game (352 ranked)	159	12	21.62
Blocks Per Game (352 ranked)	37	5	4.8
Effective FG pct (352 ranked)	112	3	0.526
Fastbreak Points (352 ranked)	55	2	13.46
Field Goal Percentage (352 ranked)	34	2	48.5
Field Goal Percentage Defense (352 ranked)	93	7	41
Fouls Per Game (352 ranked)	217	10	17.2
Free Throw Attempts Per Game (352 ranked)	34	5	22.2
Free Throw Percentage (352 ranked)	138	5	71.6
Free Throws Made Per Game (352 ranked)	32	4	15.9
Rebound Margin (352 ranked)	97	8	4.2
Rebounds (Defensive) Per Game (352 ranked)	118	5	26.31
Rebounds (Offensive) Per Game (352 ranked)	250	13	9.31
Rebounds Per Game (352 ranked)	184	12	35.62
Scoring Defense (352 ranked)	36	3	61.8
Scoring Margin (352 ranked)	19	2	15.9
Scoring Offense (352 ranked)	74	4	77.7
Steals Per Game (352 ranked)	8	3	10.5
Three Point Attempts Per Game (352 ranked)	342	14	16.2
Three Point Percentage (352 ranked)	320	13	30
Three Point Percentage Defense (352 ranked)	29	4	28.4
Three Pointers Per Game (352 ranked)	339	14	4.8
Turnover Margin (352 ranked)	10	2	5.5
Turnovers Forced Per Game (352 ranked)	13	3	18.08
Turnovers Per Game (352 ranked)	139	4	12.5
Winning Percentage (351 ranked)	21	3	84.6

## RAZORBACKS IN THE NCAA/SEC

Assist/Turnover Ratio (350 ranked)	Anthony Black	307	14	1.33
Assists (330 ranked)	Anthony Black	225	6	48
Assists Per Game (347 ranked)	Anthony Black	191	9	3.7
Blocks (341 ranked)	Makhi Mitchell	98	6	19
	Trevon Brazile	341	19	11
Blocks Per Game (345 ranked)	Makhi Mitchell	93	6	1.46
Double Doubles (318 ranked)	Trevon Brazile	168	4	2
	Makhi Mitchell	318	12	1
	Davonte Davis	318	12	1
Field Goal Attempts (344 ranked)	Ricky Council IV	152	3	174
Field Goal Percentage (337 ranked)	Ricky Council IV	134	7	48.9
Field Goals (345 ranked)	Ricky Council IV	85	2	85
Free Throw Attempts (344 ranked)	Ricky Council IV	155	8	64
	Anthony Black	261	10	55
Free Throw Percentage (345 ranked)	Ricky Council IV	231	12	78.1
Free Throws (333 ranked)	Ricky Council IV	143	7	50
	Anthony Black	310	12	39
Minutes Per Game (347 ranked)	Ricky Council IV	30	1	35:40
	Anthony Black	114	2	33:51
Points (346 ranked)	Ricky Council IV	114	3	233
Points Per Game (350 ranked)	Ricky Council IV	63	3	17.9
Rebounds (345 ranked)	--			
Rebounds (Defensive) Per Game (348 ranked)	--			
Rebounds (Offensive) Per Game (348 ranked)	--			
Rebounds Per Game (347 ranked)	--			
Steals (288 ranked)	Anthony Black	144	10	23
	Ricky Council IV	144	10	23
Steals Per Game (342 ranked)	Anthony Black	121	10	1.77
	Ricky Council IV	121	10	1.77
	Davonte Davis	233	19	1.5
	Makhi Mitchell	310	21	1.38
	Jordan Walsh	310	21	1.38
Three Point Attempts (331 ranked)	--			
Three Point Percentage (110 ranked)	--			
Three Pointers Per Game (343 ranked)	--			
Total 3-point FGM (322 ranked)	--			
Triple Doubles (1 ranked)	--			



# 2022-23 SEC STANDINGS

Through Sat • Dec 31



	SEC	PCT.	HOME	AWAY	OVERALL	PCT.	HOME	ROAD	NEUTRAL	STRK
Alabama	1-0	1.000	0-0	1-0	10-2	.833	5-0	3-0	2-2	W1
Auburn	1-0	1.000	1-0	0-0	11-2	.846	8-0	1-1	2-1	W2
LSU	1-0	1.000	1-0	0-0	12-1	.923	9-0	0-0	3-1	W7
Missouri	1-0	1.000	1-0	0-0	12-1	.923	9-1	1-0	2-0	W3
Tennessee	1-0	1.000	0-0	1-0	11-2	.846	6-0	1-1	4-1	W2
Georgia	0-0	--	0-0	0-0	10-3	.769	7-0	0-2	2-1	W3
South Carolina	0-0	--	0-0	0-0	7-6	.539	6-0	1-2	0-4	W2
Texas A&M	0-0	--	0-0	0-0	8-5	.615	6-1	1-1	1-3	W2
Vanderbilt	0-0	--	0-0	0-0	7-6	.539	5-3	1-1	1-2	W2
<b>Arkansas</b>	<b>0-1</b>	<b>.000</b>	<b>0-0</b>	<b>0-1</b>	<b>11-2</b>	<b>.846</b>	<b>7-0</b>	<b>0-1</b>	<b>4-1</b>	<b>L1</b>
Florida	0-1	.000	0-0	0-1	7-6	.539	4-2	1-1	2-3	L2
Kentucky	0-1	.000	0-0	0-1	9-4	.692	8-0	0-2	1-2	W1
Ole Miss	0-1	.000	0-1	0-0	8-5	.615	6-3	0-1	2-1	L2
Mississippi State	0-1	.000	0-1	0-0	11-2	.846	6-1	1-0	4-1	L2

## AP (Jan. 2)

1	Purdue (60)	13-0	1,524
2	Houston	14-1	1,417
3	Kansas	12-1	1,351
4	UConn (1)	14-1	1,342
5	Arizona	13-1	1,334
6	Texas	12-1	1,185
7	<b>ALABAMA</b>	<b>11-2</b>	<b>1,132</b>
8	<b>TENNESSEE</b>	<b>11-2</b>	<b>1,114</b>
9	Gonzaga	12-3	1,003
10	UCLA	13-2	993
11	Virginia	10-2	926
12	Miami (Fla.)	13-1	814
13	<b>ARKANSAS</b>	<b>11-2</b>	<b>717</b>
14	Wisconsin	10-2	639
15	Indiana	10-3	558
16	Duke	11-3	554
17	TCU	12-1	545
18	Xavier	12-3	531
19	<b>BAYLOR</b>	<b>10-3</b>	<b>520</b>
20	<b>MISSOURI</b>	<b>12-1</b>	<b>329</b>
21	New Mexico	14-0	290
22	<b>AUBURN</b>	<b>11-2</b>	<b>287</b>
23	Charleston	14-1	116
24	Ohio State	10-3	114
25	Iowa State	10-2	94

RECEIVING VOTES: **LSU 83**, **SAN DIEGO STATE 72**, **MISSISSIPPI STATE 62**, **KENTUCKY 53**, Kansas State 41, Illinois 21, Marquette 20, Providence 14, Virginia Tech 7, Memphis 6, West Virginia 5, Michigan State 5, Florida Atlantic 3, **CREIGHTON 1**

## SEC SCHEDULE

TUESDAY, JANUARY 3	TV	CT
South Carolina at Vanderbilt	SECN	6:00 pm
Mississippi State at Tennessee	ESPN2	6:00 pm
LSU at Kentucky	ESPN	7:00 pm
Ole Miss at Alabama	SECN	8:00 pm
WEDNESDAY, JANUARY 4	TV	CT
Auburn at Georgia	SECN	5:30 pm
Texas A&M at Florida	ESPN	6:00 pm
<b>MISSOURI AT ARKANSAS</b>	<b>SECN</b>	<b>7:30 pm</b>
SATURDAY, JANUARY 7	TV	CT
Vanderbilt at Missouri	CBS	11:00 am
Georgia at Florida	SECN	12:00 pm
Kentucky at Alabama	ESPN	12:00 pm
Ole Miss at Mississippi State	CBS	1:00 pm
Tennessee at South Carolina	SECN	2:30 pm
LSU at Texas A&M	SECN	5:00 pm
<b>ARKANSAS AT AUBURN</b>	<b>SECN</b>	<b>7:30 pm</b>
TUESDAY, JANUARY 10	TV	CT
South Carolina at Kentucky	ESPN/2	6:00 pm
Florida at LSU	SECN	6:00 pm
Vanderbilt at Tennessee	SECN	8:00 pm
Auburn at Ole Miss	ESPN2/8:00 pm	
WEDNESDAY, JANUARY 11	TV	CT
Mississippi State at Georgia	SECN	5:30 pm
<b>ALABAMA AT ARKANSAS</b>	<b>ESPN2/6:00 pm</b>	
Missouri at Texas A&M	SECN	7:30 pm

## COACHES (Jan. 2)

1	Purdue (30)	13-0	798
2	Houston (2)	14-1	740
3	Kansas	12-1	720
4	Arizona	13-1	693
5	Connecticut	14-1	659
6	Texas	12-1	652
7	<b>ALABAMA</b>	<b>11-2</b>	<b>560</b>
8	UCLA	13-2	559
9	<b>TENNESSEE</b>	<b>11-2</b>	<b>556</b>
10	Gonzaga	12-3	510
11	Virginia	10-2	494
12	Miami-Florida	13-1	380
13	<b>ARKANSAS</b>	<b>11-2</b>	<b>377</b>
14	Duke	11-3	370
15	Wisconsin	10-2	326
16	<b>BAYLOR</b>	<b>10-3</b>	<b>290</b>
17	Texas Christian	12-1	273
18	Xavier	12-3	246
19	Indiana	10-3	226
20	<b>AUBURN</b>	<b>11-2</b>	<b>131</b>
21	<b>MISSOURI</b>	<b>12-1</b>	<b>130</b>
22	New Mexico	14-0	118
23	Ohio St.	10-3	112
24	Illinois	9-4	65
25	<b>KENTUCKY</b>	<b>9-4</b>	<b>62</b>
	Iowa State	10-2	62

RECEIVING VOTES: **MISSISSIPPI STATE 47**; Kansas State 38; **LSU 35**; Providence 30; West Virginia 28; Charleston 24; **SAN DIEGO STATE 17**; Michigan 14; Marquette 14; Saint Mary's 12; Penn St. 11; Maryland 9; Va Tech 6; FAU 3; UAB 2; Texas Tech 1.

## HOGS RANKING BY WEEK

WEEK	AP	COACH	NET
Preseason	10	10	No Poll
Nov. 14	9	10	No Poll
Nov. 21	9	9	No Poll
Nov. 28	T11	11	No Poll
Dec. 5	9	8	25
Dec. 12	10	10	24
Dec. 19	10	8	17
Dec. 26	9	7	10
Jan. 2	13	13	12
Jan. 9			
Jan. 16			
Jan. 23			
Jan. 30			
Feb. 6			
Feb. 13			
Feb. 20			
Feb. 27			
Mar 6			
Mar 13			
Apr. 4			

## ARKANSAS IN THE POLLS

Ranking in AP Poll unless " \* " indicating only ranked in the Coaches Poll

As	Overall	H	A	N	Last Meeting	Last Win
As #1	16-4	8-0	6-2	2-2	W, 97-79 vs #14 Georgetown @MEM (11/27/94)	Same
As #2	38-4	17-1	7-0	14-3	W, 76-72 vs #2 Duke @NCAA (4/4/94)	Same
As #3	29-5	13-0	10-5	6-0	W, 97-79 vs Tennessee (1/7/95)	Same
As #4	13-2	8-0	3-2	2-0	W, 94-71 at Missouri (12/3/94)	Same
As #5	13-8	1-1	2-4	10-3	L (OT), 93-95 vs #3 Kentucky @SEC (3/12/95)	69-58 vs #20 Alabama @SEC (3/11/95)
As #6	18-3	6-0	5-0	7-3	L, 78-89 vs #1 UCLA @NCAA (4/3/95)	75-68 vs #4 N. Carolina @NCAA (4/1/95)
As #7	18-1	4-0	7-0	7-1	W, 68-66 vs Auburn (3/4/95)	Same
As #8	9-10	6-1	1-5	2-4	L, 71-78 vs LSU @SEC (3/13/21)	70-64 vs Missouri @SEC (3/12/21)
As #9	27-7	7-1	6-1	14-5	L, 57-60 at LSU (12/28/22)	88-78 vs Oklahoma (12/10/22) @ Tulsa
As #10	20-4	11-1	2-1	7-2	W, 85-51 vs UNC Asheville (12/21/22)	Same
As #11	22-6	12-2	6-4	4-0	W, 99-58 vs San Jose St (12/03/22)	Same
As #12	22-9	11-0	8-5	2-4	L, 88-66 vs Oklahoma (12/11/21)	86-66 vs Charlotte (12/8/21)
As #13	17-5	11-1	3-4	3-0	W, 76-60 vs Penn (11/28/21)	Same
As #14	29-5	13-0	8-2	8-3	L, 78-74 at #13 Tennessee (3/5/22)	77-73 vs LSU (3/2/22)
As #15	16-4	4-1	9-1	3-2	L, 64-82 vs Texas A&M (03/12/22)	90-68 vs Tennessee State (11/17/00)
As #16	17-6	12-1	3-4	2-1	W, 93-80 vs UNI (11/17/21)	Same
As #17	18-9	5-0	5-2	****8-7	W, 69-78 vs #9 Duke @NCAA (3/26/22)	74-68 vs #1 Gonzaga @NCAA (3/24/22)
As #18	20-9	*10-4	8-4	2-1	W, 75-73 vs #6 Kentucky (2/26/22)	Same
As #19	16-7	8-2	3-3	5-2	L, 82-96 vs Ole Miss (1/17/15)	67-45 vs Wofford (11/9/07)
As #20	24-4	**11-0	1-0****12-4	W, 83-75 vs LSU (2/27/21)	Same	
As #21	6-4	3-0	0-1	3-3	L, 78-87 vs #15 N. Carolina @NCAA (3/21/15)	56-53 vs Wofford @NCAA (3/19/15)
As #22	8-5	4-1	2-3	2-1	L, 77-78 at Auburn (1/6/18)	84-79 (OT) vs Miss State @SEC (3/6/99)
As #23	7-1	5-0	2-1	0-0	W, 58-48 vs #16 Tennessee (2/19/22)	Same
As #24	7-1	4-0	3-0	0-1	L, 89-81 vs Hofstra @ NLR (12/18/21)	Same
As #25	5-2	5-0	0-1	0-1	W, 94-77 vs Iona (11/30/14)	Same
TOT.	432-127	199-17	110-57	122-53	L, 57-60 at LSU (12/28/22)	85-51 vs UNC Asheville (12/21/22)

## ARKANSAS VERSUS THE POLLS

Ranking in AP Poll unless " \* " indicating only ranked in the Coaches Poll

Vs	Overall	H	A	N	Last Meeting	Last Win
Vs #1	3-11	1-2	0-2	2-7	W, 74-68 vs Gonzaga @NCAA (03/24/22)	Same
Vs #2	6-8	5-2	0-5	1-1	W, 80-69 vs Florida (2/5/13)	Same
Vs #3	0-15	0-1	0-3	0-11	L, 72-81 vs Baylor @ NCAA (3/29/21)	--
Vs #4	5-12	2-2	1-7	2-3	L, 66-70 at Kentucky (2/26/19)	96-88 vs Oklahoma (12/30/08)
Vs #5	4-4	4-1	0-1	0-2	W, 74-71 vs Texas A&M (1/27/16)	Same
Vs #6	7-11	4-3	0-5	3-3	W, 75-73 vs Kentucky (2/26/22)	Same
Vs #7	1-5	1-0	0-1	0-4	W, 67-64 vs Texas (1/6/09)	Same
Vs #8	3-4	2-0	1-3	0-1	L, 65-82 vs Kentucky @SEC (3/12/17)	88-61 vs Alabama (1/6/07)
Vs #9	2-6	0-0	1-4	1-2	L, 69-78 vs Duke @NCAA (3/26/22)	91-82 vs Arizona @NCAA (4/2/94)
Vs #10	5-5	2-2	2-1	1-2	L, 90-87 vs Creighton (11/22/22)	(OT), 86-81 at Missouri (2/13/21)
Vs #11	5-8	2-2	1-4	2-2	L (OT), 76-79 vs Auburn (2/4/20)	104-93 vs Missouri (12/5/95)
Vs #12	7-9	2-2	2-4	*3-3	W, 65-58 at LSU (1/15/22)	Same
Vs #13	6-4	3-0	0-2	3-2	L, 74-78 at Tennessee (3/5/22)	87-85 vs Kentucky (1/14/14)
Vs #14	5-7	3-2	0-3	2-2	L, 64-67 at Texas Tech (1/26/19)	91-82 vs Auburn (2/27/18)
Vs #15	3-5	0-0	0-2	0-3	L, 78-887 vs N. Carolina @NCAA (3/21/15)	98-88 vs Mississippi State (1/17/12)
Vs #16	4-7	2-2	0-4	2-1	W, 58-48 vs Tennessee (2/19/22)	Same
Vs #17	4-3	1-2	1-0	2-1	W (OT), 78-74 vs San Diego St (11/23/22)	Same
Vs #18	5-7	1-2	2-3	2-2	L, 67-84 at Ole Miss (1/19/19)	80-73 at Ole Miss (1-31-10)
Vs #19	8-5	3-1	3-1	2-1	W, 90-89 at LSU (2/2/19)	Same
Vs #20	10-3	4-2	1-2	5-1	L, 69-92 at Texas A&M (1/2/16)	66-64 vs Michigan (1/21/12)
Vs #21	5-3	2-1	1-0	2-2	W, 68-66 vs TX Tech @NCAA (3/21/21)	Same
Vs #22	4-2	4-1	0-1	0-0	W (OT), 77-76 vs Kentucky (2/23/11)	Same
Vs #23	3-7	1-2	0-3	2-2	W, 80-72 vs Florida @SEC (3/9/18)	Same
Vs #24	2-4	1-2	*0-1	*1-1	*L, 59-90 at Alabama (1/16/21)	*86-72 vs Indiana @NCAA (3/21/08)
Vs #25	4-4	*3-2	0-0	1-1	L, 72-81 vs Florida (12/29/16)	82-74 vs Vanderbilt (1/31/16)
TOT.	111-159	56-36	16-62	39-61	L, 90-87 vs #10 Creighton (11/22/22)	74-68 vs #1 Gonzaga @NCAA (3/24/22)

## RANKED ARKANSAS VERSUS RANKED OPPONENT

Overall H A N  
47-50 17-5 4-15 26-30  
LAST TIME: #9 ARK v #17 San Diego St. W, 78-74 (ot) (11/22/22) LAST W: #17 ARK v #1 ZAGS @ NCAA - W, 74-68 (3/24/22)  
LAST W at Home: #18 ARK v #6 KY - W, 75-73 (2/26/22)  
LAST W on Road: #10 ARK at #18 BAMA - W, 86-80 (2/15/95)  
LAST W vs Neutral: #9 ARK vs #17 AZTECS - W, 78-74 (ot) (11/23/22)

## LAST TIME HOGS WON AS TOP 25

	HOME	ROAD	NEUTRAL
#1: Miss State	3/5/94	LSU	3/2/94
#2: NW (La) St	12/4/93	Baylor	1/26/91
#3: Tennessee	1/7/95	Ole Miss	1/4/95
#4: Jackson St.	11/30/94	Missouri	12/03/94
#5: Miss State	1/1/95	Tennessee	1/29/94
#6: Montevallo	2/5/94	UAB	1/27/90
#7: Auburn	3/4/95	Florida	2/28/95
#8: Montevallo	2/25/95	LSU	2/22/95
#9: Oklahoma	12/10/22	S. Carolina	1/21/95
#10: UNCA	12/21/22	Alabama	2/15/95
#11: San Jose St	12/03/22	S. Alabama	11/29/89
#12: Charlotte	12/7/21	S. Carolina	3/2/21
#13: Penn	11/28/21	S. Carolina	1/9/93
#14: LSU	3/2/22	Alabama	2/13/93
#15: Tenn State	11/27/20	Miss State	1/31/98
#16: UNI	11/27/21	S. Alabama	12/30/91
#17: SE Mo. State	11/27/82	Florida	2/6/93
#18: Kentucky	2/26/22	Florida	2/22/22
#19: Wofford	11/9/07	Wake Forest	12/23/98
#20: LSU	2/27/21	LSU	1/2/99
#21: North Texas	12/05/00	--	(0-1)
#22: Providence	1/23/99	Memphis	1/10/98
#23: Tennessee	2/19/22	Missouri	2/15/22
#24: Florida	2/16/21	Ole Miss	2/14/15
#25: Iona	11/30/14	--	(0-1)

## LAST TIME HOGS WON VS TOP 25

	• HOME •	• ROAD •	• NEUTRAL •
#1: Auburn	2/9/22	--	(0-2) Gonzaga 3/12/22
#2: Florida	2/5/13	--	(0-5) UCLA 3/16/18
#3: --	(0-1)	--	(0-2) --
#4: Oklahoma	12/30/08	Kentucky 2/9/94	Tennessee 3/15/08
#5: Texas A&M	1/27/16	--	(0-1) --
#6: Kentucky	2/26/22	--	(0-5) Duke 4/4/94
#7: Texas	1/6/09	--	(0-1) --
#8: Alabama	1/6/07	Kentucky 1/25/92	--
#9: --	--	Arizona 12/6/92	Arizona 4/2/94
#10: Florida	2/18/06	Missouri 2/13/21	LSU 3/11/00
#11: Missouri	12/5/95	Texas 2/17/79	Missouri 11/28/80
#12: Texas	2/6/82	LSU (2-4)	Fresno St. 11/29/97
#13: Kentucky	1/14/14	--	(0-1) Virginia 3/12/99
#14: Auburn	2/27/18	--	(0-3) Georgetown 11/27/94
#15: Miss State	1/17/12	--	(0-2) --
#16: Tennessee	2/19/10	--	(0-4) Florida 3/10/06
#17: Ole Miss	2/5/10	Kentucky 2/27/14	San Diego St. 1/1/10
#18: Vanderbilt	3/7/08	Ole Miss 1/31/10	Vanderbilt 3/14/08
#19: Auburn	3/5/00	LSU 2/21/19	Alabama 3/21/91
#20: Michigan	1/21/12	Alabama 2/28/01	Marquette 3/6/96
#21: Texas A&M	2/17/18	S. Carolina 2/15/17	Texas Tech 3/21/21
#22: Kentucky	2/23/11	--	(0-1) --
#23: LSU	3/3/92	Texas 3/3/91	Florida 3/9/18
#24: UAB	1/2/00	--	(0-1*) Indiana * 3/21/95
#25: Vanderbilt	1/31/12	--	(0-5) Syracuse 3/18/95



# VERSUS 2022-23 OPPONENTS

## NON-CONFERENCE

School	Gms	Series Record	H	A	N	Last Meeting
Baylor	144	Arkansas Leads, 96-48	53-11	37-32	6-5	N - L, 81-72 (03/29/21) @ Elite 8
Bradley	1	Arkansas Leads, 1-0	0-0	0-0	1-0	N - W, 76-57 (12/17/22) @ NLR
Creighton	3	Creighton Leads, 2-1	0-0	0-1	2-0	N - L, 90-87 (11/22/22)
Fordham	3	Arkansas Leads, 2-1	1-0	0-0	1-1	H - W, 64-48 (11/11/22)
Louisville	8	Series Tied 4-4	0-1	1-0	3-3	N - W, 80-54 (11/21/22)
North Dakota State	2	Arkansas Leads, 2-0	2-0	0-0	0-0	H - W, 76-58 (11/07/22)
Oklahoma	30	Arkansas Leads, 19-13	8-5	3-7	6-1	N - W, 88-78 (12/10/22) @ Tulsa
San Diego State	3	Arkansas Leads, 3-0	0-0	0-0	3-0	N - W, 78-74 (ot) (11/23/22)
San Jose State	1	Arkansas Leads, 1-0	1-0	0-0	0-0	H - W, 99-58 (12/03/22)
South Dakota State	1	Arkansas Leads, 1-0	1-0	0-0	0-0	H - W, 71-56 (11/16/22)
Troy	6	Arkansas Leads, 5-1	3-1	0-0	2-0	H - W, 74-61 (11/28/22)
UNC Asheville	1	Arkansas Leads, 1-0	1-0	0-0	0-0	H - W, 85-51 (12/21/22)
UNC Greensboro	2	Arkansas Leads, 2-0	2-0	0-0	0-0	H - W, 65-58 (12/06/22)

## SOUTHEASTERN CONFERENCE

School	Gms	Series Record	H	A	N	Last Meeting
Alabama	66	Arkansas Leads, 36-30	20-6	8-22	8-2	A - L, 68-67 (02/12/22)
• SEC Only	56	Arkansas Leads, 29-27	20-6	8-20	1-1	
Auburn	57	Arkansas Leads, 37-20	23-5	13-14	1-1	H - W, 80-76 OT (02/08/22)
• SEC Only	56	Arkansas Leads, 37-19	23-5	13-14	1-0	
Florida	40	Arkansas Trails, 14-26	9-7	3-14	2-5	A - W, 82-74 (02/22/22)
• SEC Only	SAME					
Georgia	41	Arkansas Leads, 25-16	12-3	6-10	6-3	A - W, 99-73 (02/02/22)
• SEC Only	SAME					
Kentucky	46	Arkansas Trails, 13-33	8-8	4-15	1-10	H - W, 75-73 (02/26/22)
• SEC Only	41	Arkansas Trails, 13-28	8-8	4-13	1-8	
LSU	76	Arkansas Leads, 41-35	22-8	13-20	6-7	A - L, 60-57 (12/28/22)
• SEC Only	67	Arkansas Leads, 37-30	22-8	12-19	3-3	
Ole Miss	84	Arkansas Leads, 51-33	17-11	10-20	24-2	A - W, 64-55 (01/26/22)
• SEC Only	55	Arkansas Leads, 29-27	17-10	10-18	1-0	
Mississippi State	67	Arkansas Leads, 35-32	23-8	7-23	5-1	H - W, 63-55 (02/05/22)
• SEC Only	58	Arkansas Leads, 30-28	22-7	6-21	2-0	
Missouri	58	Arkansas Leads, 32-26	18-10	12-16	2-0	A - W, 76-57 (02/15/22)
• SEC Only	21	Arkansas Leads, 13-8	8-2	4-6	1-0	
South Carolina	37	Arkansas Leads, 22-15	12-5	7-8	3-2	H - W, 75-59 (01/18/22)
• SEC Only	SAME					
Tennessee	46	Arkansas Trails, 22-24	12-4	4-15	6-5	A - L, 78-74 (03/05/22)
• SEC Only	42	Arkansas Trails, 19-23	12-4	4-15	3-4	
Texas A&M	164	Arkansas Leads, 105-59	60-15	38-39	7-5	N - L, 82-64 (03/12/22)
• SEC Only	18	Arkansas Leads 10-8	8-1	2-6	0-1	
Vanderbilt	42	Arkansas Leads, 29-13	16-4	8-8	5-1	H - L, 75-74 (01/04/21)
• SEC Only	40	Arkansas Leads 28-12	15-4	8-7	5-1	

## AT THE SEC TOURNEY

Overall: ..... 29-29  
 1st Rd: ..... 4-10  
 2nd Rd: ..... 1-2  
 Quarterfinal: ..... 16-2  
 Semifinal: ..... 7-9  
 Final: ..... 1-6

## RECORD BY OPPONENT

Opponent	Record	Last Meeting
Alabama	1-1	1995, W, 69-58 (Semis)
Auburn	1-0	2000, W, 75-67 (Final)
Florida	2-5	2019, L, 66-50 (2nd)
Georgia	6-3	2015, W, 60-49 (Semis)
Kentucky	1-9	2017, L, 82-65 (Final)
LSU	3-3	2022, W, 79-67 (Quart)
Ole Miss	1-0	2017, W, 73-72 (Quart)
Mississippi State	2-0	2007, W, 70-64 (Quart)
Missouri	1-0	2021, W, 70-64 (Quart)
South Carolina	3-2	2018, W, 69-64 (2nd)
Tennessee	3-4	2018, L, 84-66 (Semis)
Texas A&M	0-1	2022, L, 82-64 (Semis)
Vanderbilt	5-1	2020, W, 86-73 (1st)

## AT THE NCAA TOURNEY

Overall: ..... 48-34  
 1st Rd: ..... 19-8  
 2nd Rd: ..... 11-10  
 Sweet 16: ..... 8-5  
 Elite 8: ..... 6-5  
 Final Four: ..... 2-4  
 Championship: ..... 1-1  
 Regional/Final Consolations: ..... 2-1

## RECORD BY OPPONENT

Opponent	Record	Last Meeting
Alabama	1-0	1991, W, 93-70 (Sweet 16)
Arizona	1-0	1994, W, 91-82 (Final 4)
Arizona State	1-0	1991, W, 97-90 (2nd)
Baylor	0-1	2021, L, 81-72 (Elite 8)
Bucknell	0-1	2006, L, 59-55 (1st)
Butler	0-1	2018, L, 79-62 (1st)
Cal St-Fullerton	1-0	1979, W, 61-58 (Elite 8)
Cincinnati	0-1	1958, L, 97-62 (Final 4 con)
Colgate	1-0	2021, W, 85-68 (1st)
Dartmouth	1-0	1990, W, 86-84 (2nd)
Duke	1-2	2022, L, 78-69 (Elite 8)
Georgetown	1-1	2001, L, 63-61 (1st)
Georgia State	1-0	1991, W, 117-76 (1st)
Gonzaga	1-0	2022, W, 74-68 (Sweet 16)
Holy Cross	1-0	1993, W, 94-64 (1st)
Indiana	1-0	2008, W, 86-72 (1st)
Indiana State	0-1	1979, L, 73-71 (Elite 8)
Iowa	1-1	1999, L, 82-72 (2nd)
Kansas	0-1	1991, L, 93-71 (Elite 8)
Kansas State	0-2	1982, L, 65-64 (2nd)
Kentucky	0-1	1979, L, 64-59 (Final 4)
LSU	0-1	1981, L, 75-56 (Sweet 16)
Louisville	2-2	1989, L, 93-74 (2nd)
Loyola-Marymount	1-0	1989, W, 120-101 (1st)
Marquette	1-0	1996, W, 65-56 (2nd)
UMass	0-1	1996, L, 79-63 (Sweet 16)
Memphis	1-1	1995, W, 96-91 OT (Sweet 16)
Mercer	1-0	1981, W, 73-67 (1st)
Miami (Fla.)	0-1	2000, L, 75-71 (1st)
Michigan	1-0	1994, W, 76-68 (Elite 8)
Murray State	1-0	1992, W, 80-60 (1st)
Nebraska	1-0	1998, W, 74-65 (1st)
New Mexico State	1-0	2022, W, 53-48 (2nd)
Notre Dame	1-0	1979, W, 71-69 (Final 4)
North Carolina	2-4	2017, L, 72-65 (2nd)
N.C. A&T	1-0	1994, W, 94-79 (1st)
Oklahoma State	0-2	1958, L, 65-4 (Sweet 16)
Oral Roberts	1-0	2021, W, 72-70 (Sweet 16)
Oregon	1-0	1945, W, 79-76 (Elite 8)
Oregon State	0-1	1949, L, 56-38 (Elite 8)
Penn State	1-0	1996, W, 86-80 (1st)
Princeton	1-0	1990, W, 68-64 (1st)
Purdue	1-0	1983, W, 78-68 (2nd)
St. John's	1-1	1993, W, 80-74 (2nd)
Seton Hall	1-0	2017, W, 77-71 (1st)
Siena	1-0	1999, W, 94-80 (1st)
Southern Cal	0-1	2007, L, 77-60 (1st)
Syracuse	1-0	1995, W, 96-94 OT (2nd)
Texas	1-0	1990, W, 88-85 (Elite 8)
Texas Southern	1-0	1995, W, 79-78 (1st)
Texas Tech	1-0	2021, W, 68-66 (2nd)
Tulsa	1-0	1994, W, 103-84 (Sweet 16)
UCLA	1-1	1992, L, 89-78 (Final)
Utah	0-1	1998, L, 69-65 (2nd)
Vermont	1-0	2022, W, 75-71 (1st)
Villanova	0-1	1988, L, 82-74 (1st)
Virginia	1-1	1995, W, 68-61 (Elite 8)
Wake Forest	0-1	1977, L, 86-80 (1st)
Washington State	0-1	1941, L, 64-53 (Final 4)
Weber State	2-0	1980, W, 74-63 (2nd)
Wofford	1-0	2015, W, 56-53 (2nd*)
Wyoming	2-0	1949, W, 61-48 (Reg con)

# #PROHOGS

<b>41</b> NBA Draft Selections	<b>16</b> All-Star Game Appearances	<b>14</b> All-Defensive Team Honors
--------------------------------	-------------------------------------	-------------------------------------



**PATRICK BEVERLEY**

- 11th Year in NBA
- 3x NBA All-Defensive Team
- 2009 - 2nd RD/42nd overall



**DANIEL GAFFORD**

- 4th Year in NBA
- 2019 - 2nd RD/38th overall



**MOSES MOODY**

- 2nd Year in NBA
- 1st Hog to be "1 & Done"
- 2021 - 1st RD/14th Pick
- 2022 NBA Champion



**ISAIAH JOE**

- 3rd Year in NBA
- 2020 - 2nd RD/49th overall



**BOBBY PORTIS**


- 8th Year in NBA
- 2021 NBA Champion
- 2015 - 1st RD/22nd overall



**JAYLIN WILLIAMS**

- 1st Year in NBA
- 2022 - 2nd RD/34th overall

<b>13</b> First Round Draft Picks	<b>7</b> All-NBA Selections	<b>6</b> NBA Champions
-----------------------------------	-----------------------------	------------------------



## PROHOGS AROUND THE WORLD

<b>Adrio Bailey #</b>	<b>Frankston Blues (Australia)</b>
Jaylen Barford	Lokomotiv (Russia)
Coty Clarke	Nagoya DD (Japan)
<b>Jeantal Cylla #</b>	<b>Union SF (Argentina)</b>
Jabril Durham	Szolnok (Hungary)
Olumuyiwa Famutimi	Scarborough (Canada)
Courtney Fortson	PGE Spojnia Stargard (Poland)
Dusty Hannahs	Santa Cruz Warriors (G League)
Delvon Johnson	Usti n/Labem (Czech Republic)
Joe Johnson	Triplets (USA BIG3)
<b>Mason Jones #</b>	<b>Mexico City (G League)</b>
<b>Chris Lykes #</b>	<b>Horsens IC (Denmark)</b>
Daryl Macon	Unics (Russia)
<b>JD Notae #</b>	<b>Aris (Greece)</b>
<b>Emeka Obukwelu #</b>	<b>Skriljevo (Croatia)</b>
Michael Qualls	Al Riyadi (Lebanon)
<b>Jalen Tate #</b>	<b>Peja (Kosovo)</b>
Dustin Thomas	Prishtina (Kosovo)
Charles Thomas	Penarol (Uruguay)
<b>Justin Smith #</b>	<b>Delaware Blue Coats (G League)</b>
<b>Au'Diese Toney #</b>	<b>Lakeland Magic (G League)</b>
<b>Stanley Umude #</b>	<b>Motro City Cruise (G League)</b>
<b>Trey Wade #</b>	<b>Arka Gdynia (Poland)</b>
Sonny Weems	Shanxi Loongs (China)

# - Played for Eric Musselman





## ERIC MUSSELMAN

**ARKANSAS HEAD COACH**

**San Diego, 1987**

**84-30 • 4th year as Arkansas head coach**

**194-64 • 8th year as collegiate head coach**

**503-291 • 14 seasons as professional head coach**

- 1996 USBL Coach of the Year
- 2003 NBA Coach of the Year Runner-Up
- 2012 NBA D-League Coach of the Year
- 2016 Bleacher Report's Mountain West Coach of the Year
- 2017 USBWA District VIII Coach of the Year
- 2018 USBWA District VIII Coach of the Year
- 2018 NABC District 17 Coach of the Year
- 2018 Mountain West Coach of the Year
- 2021 Jim Phelan Coach of the Year Finalist
- 2021 Werner Ladder Naismith Coach of the Year Semifinalist
- 2021 Basketball Times Midlands District Coach of the Year

### COLLEGIATE HEAD COACHING RECORD

Year	Overall	Conf	Finish	Conf Tourn	NCAA/CBI Postseason
2015-16	24-14	10-8	MW (T4th)	1-1	5-1 • CBI Champion
2016-17	28-7	14-4	<b>MW (1st)</b>	3-0 *	0-1 • #12 seed NCAA 1st Rd
2017-18	29-8	15-3	<b>MW (1st)</b>	1-1	2-1 • #7 seed NCAA Sweet 16
2018-19	29-5	15-3	<b>MW (1st)</b>	1-1	0-1 • #7 seed NCAA 1st Rd
2019-20	20-12	7-11	SEC (T10th)	1-0 +	Canceled
2020-21	25-7	13-4	SEC (2nd)	1-1	3-1 • #3 seed Elite 8
2021-22	28-9	13-5	SEC (4th)	1-1	3-1 • #4 seed Elite 8
2022-23	11-2	0-1			
<b>Totals</b>	<b>194-64</b>	<b>87-39</b>		<b>9-5</b>	<b>13-6 (8-5 NCAA / 5-1 CBI)</b>

\* - Tournament champion / + - SEC Tourney canceled after Rd 1 due to COVID

## MUSSELMAN'S CAREER AS HEAD COACH

NOTE: Professional basketball **DOES NOT** count postseason toward season W-L record nor to head coach W-L record

Year	Team	League	Record	Note for the Season	Reg. Season Div./Conf. Finish	Postseason
1989-90	Rapid City	CBA	42-14	<b>MOST WINS IN CBA</b>	1st National Conf.	Finals (8-8) *
1991-92	Rapid City	CBA	37-19	<b>2nd-most wins in CBA</b>	1st National Conf.	Finals (9-7) *
1992-93	Rapid City	CBA	44-12	<b>MOST WINS IN CBA</b>	1st National Conf.	Conf. Finals (5-3) *
1993-94	Rapid City	CBA	37-19	<b>MOST WINS IN CBA</b>	1st National Conf.	Conf. Finals (5-5) *
1994-95	Rapid City	CBA	31-25	6th-most wins in CBA	5th National Conf.	Conf. 1st Rd (0-2) *
1995-96	Florida	CBA	41-15	<b>MOST WINS IN CBA</b>	1st National Conf.	Conf. Finals (5-3) *
1996-97	Florida	CBA	38-18	<b>2nd-most wins in CBA</b>	1st American Conf.	Finals (7-6) *
1995	Florida	USBL	25-2	<b>MOST WINS IN USBL</b>	1st Overall	Champion (1-0) *
1996	Florida	USBL	28-1	<b>MOST WINS IN USBL</b>	1st Southern Div.	Champion (3-0) *
2002-03	Golden State	NBA	38-44	6th Pacific Division	11th Western Conf.	--
2003-04	Golden State	NBA	37-45	T4th Pacific Division	11th Western Conf.	--
2006-07	Sacramento	NBA	33-49	5th Pacific Division	11th Western Conf.	--
2010-11	Reno	D-League	34-16	<b>2nd-most wins in NBADL</b>	1st Western Conf.	Semifinals (2-3) *
2011-12	Los Angeles	D-League	38-12	<b>MOST WINS IN NBADL</b>	1st Western Conf.	Finals (5-2) *
2015-16	Nevada	NCAA	24-14	<b>Led NCAA in FT Made</b>	T4th Mountain West	CBI Champion (5-1)
2016-17	Nevada	NCAA	28-7	T16th for Most wins NCAA	1st Mountain West	#12 seed - NCAA 1st Rd (0-1)
2017-18	Nevada	NCAA	29-8	2nd in NCAA in A-T/O ratio	1st Mountain West	#7 seed - NCAA Sweet 16 (2-1)
2018-19	Nevada	NCAA	29-5	7th in NCAA in W-L%	1st Mountain West	#7 seed - NCAA 1st Rd (0-1)
2019-20	Arkansas	NCAA	20-12	<b>Led NCAA in 3Pt% Def</b>	T10th SEC	Canceled
2020-21	Arkansas	NCAA	25-7	NCAA: 2nd FT/11th Scoring	2nd SEC	#3 seed - NCAA Elite 8 (3-1)
2021-22	Arkansas	NCAA	28-9	<b>Led NCAA in FTM/FTA</b>	4th SEC	#4 seed - NCAA Elite 8 (3-1)
2022-23	Arkansas	NCAA	11-2			
2010	Dominican Team		5-1	Silver Medal Centrobasket Championship		
2011	Venezuelan Team		12-9	5th FIBA Americas Championship		
2012	Venezuelan Team		7-4	Silver Medal FIBA South American Championship		

### MUSSELMAN COMPOSITE COACHING RECORD

COLLEGIATE	7th Yr	Overall	Conf	Conf Tourn	NCAA/CBI	ALL POST
Nevada	4 yrs	110-34	54-18	6-3	2-3 / 5-1	13-7
Arkansas	4 yrs	84-30	33-20	3-2	6-2 / --	9-4
<b>PROFESSIONAL</b>	<b>14 Seasons</b>	<b>503-291</b>	<b>(50-39 Postseason *)</b>			
<b>CBA</b>	<b>7 years</b>	<b>270-122</b>	<b>(39-34 Postseason*)</b>			
Rapid City	5 years	191-89	(27-25 Postseason *)			
Florida	2 years	79-33	(12-9 Postseason *)			
<b>USBL</b>	<b>2 years</b>	<b>53-3</b>	<b>(4-0 Postseason *)</b>			
Florida	2 years	53-3	(4-0 Postseason *)			
<b>NBA</b>	<b>3 years</b>	<b>108-138</b>	<b>--</b>			
Golden State	2 years	75-89	--			
Sacramento	1 year	33-49	--			
<b>D-League</b>	<b>2 years</b>	<b>72-28</b>	<b>(7-5 Postseason *)</b>			
Reno	1 year	34-16	(2-3 Postseason *)			
Los Angeles	1 year	28-12	(5-2 Postseason *)			
<b>INTERNATIONAL</b>	<b>3 Years</b>	<b>24-14</b>	<b>--</b>			
Dominican	1 years	5-1	--			
Venezuelan	2 years	19-13	--			

\* - Note, professional basketball does not include playoff results in W-L record

\* - Musselman's pro record including playoffs is 553-330

### MUSSELMAN STOPS BY YEAR

1989-90	Head Coach	Rapid City Thrillers	CBA
1990-91	Asst. Coach	Minnesota Timberwolves	NBA
1991-92	Head Coach	Rapid City Thrillers	CBA
1992-93	Head Coach	Rapid City Thrillers	CBA
1993-94	Head Coach	Rapid City Thrillers	CBA
1994-95	Head Coach	Rapid City Thrillers	CBA
Spring '95	Head Coach	Florida Sharks	USBL
1995-96	Head Coach	Florida Beachdogs	CBA
Spring '96	Head Coach	Florida Sharks	USBL
1996-97	Head Coach	Florida Beachdogs	CBA
1998-99	Asst. Coach	Orlando Magic	NBA
1999-00	Asst. Coach	Orlando Magic	NBA
2000-01	Asst. Coach	Atlanta Hawks	NBA
2001-02	Asst. Coach	Atlanta Hawks	NBA
2002-03	Head Coach	Golden State Warriors	NBA
2003-04	Head Coach	Golden State Warriors	NBA
2004-05	Asst. Coach	Memphis Grizzlies	NBA
2005-06	Asst. Coach	Memphis Grizzlies	NBA
2006-07	Head Coach	Sacramento Kings	NBA
2007-10	• DID NOT COACH FOR 3 SEASONS •		
2010-11	Head Coach	Reno Bighorns	NBADL
2011-12	Head Coach	Los Angeles Defenders	NBADL
2012-13	Asst. Coach	Arizona State Sun Devils	NCAA
2013-14	Assoc. HC	Arizona State Sun Devils	NCAA
2014-15	Assoc. HC	LSU Tigers	NCAA
2015-16	Head Coach	Nevada Wolf Pack	NCAA
2016-17	Head Coach	Nevada Wolf Pack	NCAA
2017-18	Head Coach	Nevada Wolf Pack	NCAA
2018-19	Head Coach	Nevada Wolf Pack	NCAA
2019-20	Head Coach	Arkansas Razorbacks	NCAA
2020-21	Head Coach	Arkansas Razorbacks	NCAA
2021-22	Head Coach	Arkansas Razorbacks	NCAA
2022-23	Head Coach	Arkansas Razorbacks	NCAA





## MUSSELMAN AT A GLANCE

- Eric Musselman was named Arkansas' 13th head men's basketball coach on April 7, 2019. He has over 30 years of coaching experience, including his seven as a collegiate head coach and 14 as a professional head coach.
- In his first seven years as a collegiate head coach, Musselman has won at least 20 games each season (24, 28, 29, 29, 20, 25 and 28), advanced to all six postseasons played (including five straight NCAA tournaments) and reached three NCAA Sweet 16's, including an Elite 8 appearances with the Hogs in 2021 and '22. Prior to entering the collegiate head coaching ranks, Musselman was a head coach for seven professional teams, including two seasons with the Golden State Warriors (2002-04) and one with the Sacramento Kings (2006-07). He won over 550 games as a professional head coach with a combined pro winning percentage of .626 (553-330).
- Musselman played collegiately at the University of San Diego and helped the Toreros to NCAA Tournament berths in 1984 and 1987. He was recipient of the program's Bugelli Leadership Award as a senior.
- Musselman is married to Danyelle Sargent Musselman, who has worked at ESPN, Fox Sports and the NFL Network as a broadcaster. Musselman has two sons, Michael and Matthew, and the couple has a daughter, Mariah.
- Musselman's father Bill was also an NBA head coach and they were the first father-son combination to become head coaches in the NBA.

## MUSSELMAN DID YOU KNOWS

- Named General Manager of CBA's Rapid City Thrillers at age of 22. The next year, became head coach of the Thrillers at he age of 23, the youngest coach in CBA history.
- From 1990-1997, had 26 players called up to the NBA, the highest number in the league during that span.
- Is the only person in CBA history to coach in five league All-Star Games (1990, 1992, 1993, 1994, 1997)
- The first coach in professional basketball history to win 100 games by the age of 28.
- At the age of 37, named head coach of the Golden State Warriors and was the youngest head coach ever hired by an NBA team at the time.
- He and his father, Bill, were first father-son combination to both become head coaches in NBA history.
- In 2003, was runner-up to Gregg Popovich for NBA Coach of the Year Award voting (231 points, including 26 first-place votes).
- Is the CBA's third all-time winningest coach (270-122 in seven seasons) and the most successful coach (54-3 in two seasons) in the history of the United States Basketball League.
- Led CBA in scoring (116.7 ppg) in 192-93 and was 2nd in NBA in scoring (102.4 ppg) in 2002-03.
- Only needed 130 games to win his 100th game as a collegiate head coach. He was the 27th-fastest coach in NCAA history to reach 100 wins but was the ninth-fastest since 1970.
- In his first season at Arkansas, the Razorbacks led the NCAA in 3-point field goal percentage defense while Arkansas led the NCAA in both free throws made and attempted in 2022.

## MUSSELMAN VS. ALL OPPONENTS

Opponent	Overall	at Nevada	at Arkansas	Last Meeting
Abilene Christian	1-0	0-0	1-0	12/20/20
Air Force	7-0	7-0	0-0	03/05/19
Akron	1-0	1-0	0-0	12/22/18
<b>Alabama</b>	<b>2-2</b>	<b>0-0</b>	<b>2-2</b>	<b>02/12/22</b>
Arizona State	1-0	1-0	0-0	12/07/18
<b>Auburn</b>	<b>3-1</b>	<b>0-0</b>	<b>3-1</b>	<b>02/08/22</b>
Austin Peay	1-0	0-0	1-0	11/12/19
<b>Baylor</b>	<b>0-1</b>	<b>0-0</b>	<b>0-1</b>	<b>03/29/21</b>
Boise State	7-2	7-2	0-0	02/02/19
<b>Bradley</b>	<b>2-0</b>	<b>1-0</b>	<b>1-0</b>	<b>12/17/22</b>
Buffalo	1-0	1-0	0-0	11/25/16
BYU	1-0	1-0	0-0	11/06/18
Cal State Fullerton	0-1	0-1	0-0	11/28/15
California Baptist	1-0	1-0	0-0	11/19/18
Central Arkansas	2-0	0-0	2-0	12/01/21
Charlotte	1-0	0-0	1-0	12/11/21
Cincinnati	2-0	1-0	1-0	11/23/21
Coastal Carolina	1-0	1-0	0-0	11/13/15
Colgate	1-0	0-0	1-0	03/19/21
Colorado State	7-1	7-1	0-0	02/02/19
<b>Creighton</b>	<b>0-1</b>	<b>0-0</b>	<b>0-1</b>	<b>11/22/22</b>
Davidson	1-0	1-0	0-0	11/21/17
Drake	1-0	1-0	0-0	12/12/15
Duke	0-1	0-0	0-1	03/26/22
Eastern Washington	1-0	1-0	0-0	03/21/16
Elon	1-0	0-0	1-0	12/21/21
<b>Florida</b>	<b>2-2</b>	<b>0-1</b>	<b>2-1</b>	<b>02/22/22</b>
<b>Fordham</b>	<b>1-0</b>	<b>0-0</b>	<b>1-0</b>	<b>11/11/22</b>
Fresno Pacific	1-0	1-0	0-0	12/09/15
Fresno State	6-3	6-3	0-0	02/23/19
Gardner-Webb	1-0	0-0	1-0	11/13/21
<b>Georgia</b>	<b>2-1</b>	<b>0-0</b>	<b>2-1</b>	<b>02/02/22</b>
Georgia Tech	1-0	0-0	1-0	11/25/19
Grand Canyon	1-0	1-0	0-0	12/09/18
Gonzaga	1-0	0-0	1-0	03/24/22
Hawai'i	1-1	1-1	0-0	11/24/17
Hofstra	0-1	0-0	0-1	12/18/21
Holy Names	1-0	1-0	0-0	11/30/15
Idaho	1-0	1-0	0-0	11/10/17
Illinois State	1-0	1-0	0-0	11/29/17
Indiana	1-0	0-0	1-0	12/29/19
Iona	1-1	1-1	0-0	11/26/16
Iowa State	0-1	0-1	0-0	03/16/17
Kansas State	1-0	0-0	1-0	11/2/21
<b>Kentucky</b>	<b>2-1</b>	<b>0-0</b>	<b>2-1</b>	<b>02/26/22</b>
Little Rock	1-0	0-0	1-0	12/04/21
Lipscomb	1-0	0-0	1-0	12/05/20
Little Rock	1-0	1-0	0-0	11/16/18
<b>LSU</b>	<b>5-4</b>	<b>0-0</b>	<b>5-4</b>	<b>03/11/22</b>
<b>Louisville</b>	<b>1-0</b>	<b>0-0</b>	<b>1-0</b>	<b>11/21/22</b>
Loyola-Chicago	1-1	1-1	0-0	11/28/18
Loyola Marymount	1-0	1-0	0-0	11/14/16
<b>Ole Miss</b>	<b>3-0</b>	<b>0-0</b>	<b>3-0</b>	<b>01/26/22</b>
Massachusetts	1-0	1-0	0-0	11/23/18
Mercer	1-0	0-0	2-0	11/09/21
<b>Mississippi State</b>	<b>2-3</b>	<b>0-0</b>	<b>2-3</b>	<b>02/05/22</b>
Mississippi Valley	1-0	0-0	1-0	11/25/20
<b>Missouri</b>	<b>5-2</b>	<b>0-0</b>	<b>5-2</b>	<b>02/15/22</b>
Montana	2-0	1-0	1-0	11/16/19
Montana State	1-0	1-0	0-0	11/15/15
Morehead State	2-1	2-1	0-0	04/01/16
New Mexico	5-3	5-3	0-0	02/09/19
New Mexico State	1-0	0-0	1-0	03/19/22
<b>North Dakota State</b>	<b>1-0</b>	<b>0-0</b>	<b>1-0</b>	<b>11/07/22</b>
North Texas	2-0	0-0	2-0	11/29/20

## MUSSELMAN VS. ALL OPPONENTS

Opponent	Overall	at Nevada	at Arkansas	Last Meeting
Northern Iowa	1-0	0-0	1-0	11/17/21
Northern Kentucky	1-0	0-0	1-0	11/30/19
Oakland	1-0	1-0	0-0	11/23/16
<b>Oklahoma</b>	<b>1-1</b>	<b>0-0</b>	<b>1-1</b>	<b>12/10/22</b>
Oklahoma State	0-1	0-0	0-1	01/30/21
Oral Roberts	2-0	0-0	2-0	03/27/21
Oregon State	1-1	1-1	0-0	11/18/16
Pacific	4-0	4-0	0-0	11/09/18
Penn	1-0	0-0	1-0	11/28/21
Portland State	1-0	1-0	0-0	11/25/15
Radford	1-0	1-0	0-0	12/17/17
Rhode Island	1-0	1-0	0-0	11/13/17
Rice	1-0	0-0	1-0	11/05/19
Saint Mary's	0-1	0-1	0-0	11/11/16
<b>San Diego State</b>	<b>4-7</b>	<b>3-7</b>	<b>1-0</b>	<b>11/23/22</b>
San Francisco	0-1	0-1	0-0	12/23/17
<b>San Jose State</b>	<b>6-0</b>	<b>6-0</b>	<b>1-0</b>	<b>12/03/22</b>
Santa Clara	2-0	2-0	0-0	11/15/17
<b>South Carolina</b>	<b>2-1</b>	<b>0-0</b>	<b>2-1</b>	<b>01/18/22</b>
South Dakota	1-0	0-0	1-0	11/22/19
<b>South Dakota State</b>	<b>2-0</b>	<b>1-0</b>	<b>1-0</b>	<b>11/16/22</b>
Southern	1-0	0-0	1-0	12/09/20
Southern Cal	1-0	1-0	0-0	12/01/18
Southern Illinois	1-0	1-0	0-0	12/22/17
<b>Tennessee</b>	<b>2-3</b>	<b>0-0</b>	<b>2-3</b>	<b>03/05/22</b>
Texas	1-0	1-0	0-0	03/16/18
<b>Texas A&amp;M</b>	<b>3-3</b>	<b>0-0</b>	<b>3-3</b>	<b>03/12/22</b>
Texas Tech	1-0	0-0	1-0	03/21/21
TCU	1-1	0-1	1-0	01/25/20
Texas Southern	1-0	0-0	1-0	11/19/19
Texas Tech	0-1	0-1	0-0	12/05/17
Towson	1-0	1-0	0-0	12/21/16
<b>Troy</b>	<b>1-0</b>	<b>0-0</b>	<b>1-0</b>	<b>11/28/22</b>
Tulsa	2-0	1-0	1-0	12/14/19
UC Davis	1-0	1-0	0-0	12/19/17
UC Irvine	2-0	2-0	0-0	12/02/17
UC Santa Barbara	1-0	1-0	0-0	12/22/16
<b>UNC Greensboro</b>	<b>1-0</b>	<b>0-0</b>	<b>1-0</b>	<b>12/06/22</b>
<b>UNC Asheville</b>	<b>1-0</b>	<b>0-0</b>	<b>1-0</b>	<b>12/21/22</b>
UNLV	7-2	7-2	0-0	02/27/19
UT Arlington	1-0	0-0	1-0	12/02/20
Utah	1-0	1-0	0-0	12/29/18
Utah State	7-2	7-2	0-0	03/02/19
Valparaiso	1-0	0-0	1-0	12/21/19
<b>Vanderbilt</b>	<b>3-1</b>	<b>0-0</b>	<b>3-1</b>	<b>01/04/22</b>
Vermont	2-0	1-0	1-0	03/17/16
Washington	1-0	1-0	0-0	12/11/16
West Virginia	1-0	0-0	1-0	01/29/22
Western Kentucky	0-1	0-0	0-1	12/07/19
Wichita State	0-1	0-1	0-0	12/22/15
Wyoming	5-1	5-1	0-0	02/16/19
<b>Totals</b>	<b>194-64</b>	<b>110-34</b>	<b>84-30</b>	

## MUSSELMAN VS. CONFERENCES

American Athletic	4-0	CAA	2-1	Ohio Valley	3-1
American East	2-0	C-USA	4-1	Pac-12	5-1
ACC	3-0	Horizon League	2-0	Patriot League	1-0
Atlantic Sun	2-0	Ind./Non D-1	2-0	SEC	35-24
Atlantic 10	4-0	Ivy League	1-0	SoCon	2-0
Big East	0-1	MAAC	1-1	Southland	2-0
Big Sky	6-0	Mid-American	1-0	SWAC	3-0
Big South	4-0	MEAC	0-0	Summit League	6-0
Big Ten	1-0	Missouri Valley	8-2	Sun Belt	5-0
Big 12	6-6	Mountain West	62-21	WCC	9-2
Big West	5-2	Northeast	0-0	WAC	3-0

## MUSSELMAN RECORD BREAKDOWN

<b>OVERALL:</b>	<b>194-64</b>
<b>- AT ARKANSAS.....</b>	<b>84-30</b>
Home:.....	112-11..... 54-6 at Arkansas
Away:.....	48-36..... 14-17 at Arkansas
Neutral:.....	34-17..... 16-7 at Arkansas

<b>CONFERENCE GAMES:</b>	<b>87-39</b>
<b>- AT ARKANSAS.....</b>	<b>33-21</b>
Home:.....	53-11..... 22-6 at Arkansas
Away:.....	34-28..... 11-15 at Arkansas

<b>VS RANKED TEAMS...11-12</b>	<b>AS RANKED TEAM: .....76-21</b>
<b>- AT ARKANSAS.....9-9</b>	<b>- AT ARKANSAS.....38-9</b>
Home:.....	4-3 / 4-3 at Ark
Away:.....	2-4 / 2-3 at Ark
Neutral:.....	5-5 / 3-3 at Ark
Home:.....	39-1 / 21-0 at Ark
Away:.....	15-8 / 3-2 at Ark
Neutral:.....	22-11 / 14-7 at Ark

<b>RECORD BY MONTH:</b>	
November:.....	46-5..... 21-1 at Arkansas
December:.....	41-12..... 20-5 at Arkansas
January:.....	38-17..... 14-11 at Arkansas
February:.....	37-13..... 15-7 at Arkansas
March:.....	29-17..... 13-6 at Arkansas
April:.....	1-0..... 0-0 at Arkansas

<b>WHEN LEADING AT HALFTIME:</b>	<b>148-7</b>
at Arkansas.....	64-3

<b>WHEN TRAILING AT HALFTIME:</b>	<b>43-56</b>
at Arkansas.....	18-27

<b>WHEN TIED AT HALFTIME:</b>	<b>4-1</b>
at Arkansas.....	2-0

<b>OUT-REBOUNDING OPP:</b>	<b>119-17</b>
at Arkansas.....	49-7

<b>BEING OUT-REBOUNDED:</b>	<b>64-44</b>
at Arkansas.....	31-22

<b>REBOUNDS ARE EVEN:</b>	<b>11-2</b>
at Arkansas.....	4-1

<b>WHEN SCORING FIRST:</b>	<b>115-28</b>
at Arkansas.....	49-12

<b>WHEN OPPONENT SCORES FIRST:</b>	<b>79-36</b>
at Arkansas.....	35-18

<b>ONE-POSSESSION GAMES:</b>	<b>23-15</b>
at Arkansas.....	8-7

<b>OVERTIME GAMES:</b>	<b>11-6</b>
at Arkansas.....	5-3

<b>GAMES DECIDED BY 1-5 PTS:</b>	<b>40-27</b>
at Arkansas.....	16-13

<b>GAMES DECIDED BY 6-10 PTS:</b>	<b>35-17</b>
at Arkansas.....	20-9

<b>GAMES DECIDED BY 11-19 PTS:</b>	<b>60-13</b>
at Arkansas.....	27-5

<b>GAMES DECIDED BY 20-PLUS PTS:</b>	<b>49-7</b>
at Arkansas.....	21-3

<b>SHOOTING 50 PERCENT OR BETTER:</b>	<b>61-2</b>
at Arkansas.....	23-1

<b>SHOOTING PCT. BETTER THAN OPP:</b>	<b>161-11</b>
at Arkansas.....	72-6

<b>SHOOTING PCT. WORSE THAN OPP:</b>	<b>32-52</b>
at Arkansas.....	12-24

<b>SHOOTING PCT. SAME AS OPP:</b>	<b>1-1</b>
at Arkansas.....	0-0

<b>OUT-SCORING OPP BENCH:</b>	<b>95-9</b>
at Arkansas.....	42-8

<b>OUT-SCORED BY OPP BENCH:</b>	<b>93-44</b>
at Arkansas.....	40-20

<b>BENCH SCORING EVEN:</b>	<b>7-1</b>
at Arkansas.....	3-1

## MOST POINTS BY A MUSSELMAN TEAM

NOTE: MISSING RESULTS FROM RAPID CITY (CBA) AND FLORIDA (USBL)			
142	Arkansas	Mississippi Valley State	11/25/20 W, 142-62
138	LA D-Fenders	Erie BayHawks	02/06/12 W, 138-107
135	LA D-Fenders	Stockton Kings	11/28/11 W, 135-103
135	Sacramento	Charlotte Bobcats	02/28/07 W, 135-120
135	Golden State	Orlando Magic	11/16/02 W, 135-92
133	Golden State	at Milwaukee Bucks	03/08/03 L, 133-138 (OT)
132	LA D-Fenders	Rio Grande Valley Vipers	12/05/11 W, 132-126
128	Sacramento	Los Angeles Lakers	12/29/06 L, 128-132 (OT)
128	Golden State	Utah Jazz	04/08/03 W, 128-102
127	LA D-Fenders	Canton Charge	01/30/12 W, 127-87
127	Reno	Idaho Stampede	12/01/10 W, 127-117
126	Reno	Rio Grande Valley Vipers	004/20/11 L, 126-134

## PLAYER GAME HIGHS:

<b>MOST POINTS:</b>	
at Nevada:	45 Jordan Caroline at New Mexico 01/07/17
	40 Jordan Caroline at Colorado St 02/06/19
	37 D.J. Fenner vs UNLV 02/08/17
	34 Marquize Coleman at Hawai'i 11/16/15
	33 Caleb Martin at Utah 12/29/18
	32 Marcus Marshall at Wyoming 01/14/17
	32 Marcus Marshall at Washington 12/11/16
	32 Tyrone Criswell vs Eastern Washington 03/21/16
	30 4x

at Arkansas:	41 Mason Jones vs Tulsa 12/14/19
	40 Mason Jones vs Auburn 02/04/20
	38 Mason Jones vs Miss State 02/15/20
	37 Mason Jones vs Tennessee 02/26/20
	36 Mason Jones vs LSU 03/04/20
	34 Mason Jones vs South Carolina 01/29/20
	34 Isaiah Joe at Ole Miss 01/11/20
	33 Isaiah Joe vs Texas Southern 11/19/19
	32 Mason Jones vs Rice 11/05/19
	31 Stanley Umude at Georgia 02/02/22
	31 JD Notae at Texas A&M 01/08/22
	30 5x - Last: JD Notae vs Kentucky 02/26/22

Season Opener: 32 Mason Jones vs Rice 11/05/19  
SEC Opener 17 Isaiah Joe & Mason Jones vs TX A&M 01/04/20  
SEC Game: 40 Mason Jones vs Auburn 02/04/20  
SEC Tourney: 28 Moses Moody vs LSU 03/13/20  
NCAA Tourney: 27, Justin Smith vs Colgate 03/19/21  
Bud Walton: 41 Mason Jones vs Tulsa 12/14/19  
Road Game: 34 Isaiah Joe at Ole Miss 01/11/20  
Neutral Site: 28 Moses Moody vs LSU 03/13/20  
Ranked Opp: 40 Mason Jones vs Auburn 02/04/20  
Frosh: 28 (4x) Moses Moody (Bama, USC, TX A&M, LSU)  
Soph: 34 Isaiah Joe at Ole Miss 01/11/20  
Junior: 41 Mason Jones vs Tulsa 12/14/19  
Senior+: 31 (2x) Notae at TX A&M and Umude at Georgia

<b>MOST FIELD GOALS MADE:</b>	
at Nevada:	17 Jordan Caroline at New Mexico 01/07/17
	13 Cody Martin vs Utah State 02/17/18
	12 Jordan Caroline at UNLV 02/25/17
	12 Cameron Oliver vs Eastern Washington 03/21/16
	12 D.J. Fenner v UNLV 02/08/17

at Arkansas:	14 Jimmy Whitt Jr. vs Vanderbilt 01/15/20
	12 <b>Ricky Council IV vs Troy 11/28/22</b>
	12 Stanley Umude at Georgia 02/02/22
	12 Mason Jones vs Auburn 02/04/20
	12 Mason Jones vs Tulsa 12/14/19
	12 Mason Jones vs Rice 11/05/19

<b>MOST 3-POINTERS MADE:</b>	
at Nevada:	8 Marcus Marshall at UNLV 02/25/17
	7 6x
at Arkansas:	8 Mason Jones at Texas A&M 03/07/20
	7 Isaiah Joe at Ole Miss 01/11/20
	6 5x - LAST: Stanley Umude at Missouri 02/15/22

<b>MOST FREE THROWS MADE:</b>	
at Nevada:	15 Marcus Marshall vs Boise State 02/22/17
	15 Marquize Coleman vs UNLV 01/23/16
	15 Marquize Coleman at Hawai'i 11/16/15
	14 Jordan Caroline vs Rhode Island 11/13/17
	14 Marcus Marshall at Wyoming 01/14/17

at Arkansas:	18 Mason Jones vs Miss State 02/15/20
	16 Moses Moody vs Alabama 02/24/21
	15 Mason Jones vs South Carolina 01/29/20
	13 JD Notae vs Kentucky 02/26/22
	12 4x - Last Chris Lykes vs Elon 12/21/21

<b>MOST REBOUNDS:</b>	
at Nevada:	24 Cameron Oliver vs Fresno State 02/1/16
	21 Cameron Oliver at UNLV 02/20/16
	17 Cameron Oliver vs Colorado State 03/04/17
	6x

at Arkansas:	17 Justin Smith vs Oral Roberts 12/20/20
	16 Jaylin Williams vs Tennessee 02/19/22
	16 Connor Vanover vs North Texas 11/28/20
	15 Jaylin Williams vs New Mexico St 03/19/22
	15 Jaylin Williams vs West Virginia 01/29/22
	15 Jimmy Whitt Jr. vs LSU 03/04/20
	14 <b>Makhi Mitchell vs UNGC 12/06/22</b>
	14 Justin Smith vs Oral Roberts 03/27/21

Season Opener: 12 **Trevon Brazile vs North Dakota State 11/07/22**  
SEC Opener 6 Mason Jones vs Texas A&M 01/04/20  
SEC Game: 16 Jaylin Williams vs Tennessee 02/19/22  
SEC Tourney: 11 Jaylin Williams vs LSU 03/11/22  
NCAA Tourney: 15 Jaylin Williams vs New Mexico St 03/19/22  
Bud Walton: 17 Justin Smith vs Oral Roberts 12/20/20  
Road Game: 13 Jaylin Williams at LSU 01/15/22  
Neutral Site: 15 Jaylin Williams vs New Mexico St 03/19/22  
Ranked Opp: 16 Jaylin Williams vs #16 Tennessee 02/19/22  
Frosh: 10 (5x) last by Jaylin Williams vs Texas Tech 03/21/21  
Soph: 16 (2x) last Jaylin Williams vs Tennessee 02/19/22  
Junior: 12 Mason Jones vs South Carolina 01/29/20  
Senior+: 17 Justin Smith vs Oral Roberts 12/20/20

## MOST OFFENSIVE REBOUNDS:

at Nevada:	11 AJ West at Pacific 11/21/15
	8 Cameron Oliver vs Fresno State 02/1/16
at Arkansas:	11 Justin Smith vs Oral Roberts 03/27/21
	10 Justin Smith vs Oral Roberts 12/12/20
	6 Au'Diese Toney vs Cincinnati 11/23/21
	6 Justin Smith vs UT Arlington 12/02/20
	6 Reggie Chaney at Missouri 02/08/20
	5 9x - Last: Au'Diese Toney vs AUB 02/08/22

## MOST DEFENSIVE REBOUNDS:

at Nevada:	16 Cameron Oliver vs Fresno State 02/1/16
	14 Cameron Oliver vs Colorado State 03/04/17
	14 Cameron Oliver at Wyoming 0/14/17
	13 Cameron Oliver vs Colorado State 03/11/17
	13 Cameron Oliver at Air Force 02/15/17

at Arkansas:	15 Jaylin Williams vs Tennessee 02/19/22
	15 Jaylin Williams vs West Virginia 01/29/22
	14 <b>Makhi Mitchell vs UNGC 12/06/22</b>
	14 Connor Vanover vs North Texas 11/28/20
	14 Jimmy Whitt Jr. vs LSU 03/04/20
	13 Jaylin Williams vs New Mexico St 03/19/22
	13 Jaylin Williams at LSU 01/15/22
	11 5x - LAST: <b>Trevon Brazile vs N Dakota St 11/07/22</b>

## MOST ASSISTS:

at Nevada:	11 Cody Martin vs BYU 11/06/18
	11 Cody Martin vs Colorado State 02/25/18
	11 Marquize Coleman vs Holy Names 11/30/15
	10 Cody Martin vs Little Rock 11/16/18
	10 Cody Martin vs Pacific 11/09/18
	10 Marcus Marshall vs Colorado State 03/04/17

at Arkansas:	11 Jalen Tate vs UCA 12/12/12
	10 Jalen Tate vs Georgia 01/09/21
	9 Mason Jones at Ole Miss 01/11/20
	8 JD Notae vs Kentucky 02/26/22
	8 Davonte Davis vs Charlotte 12/07/21
	8 Jalen Tate at Vanderbilt 01/23/21
	8 Mason Jones vs Vanderbilt 01/15/20

Season Opener: 7 Isaiah Joe vs Rice 11/05/19  
SEC Opener 5 Jalen Harris vs Texas A&M 01/04/20  
SEC Game: 10 Jalen Tate vs Georgia 01/09/21  
SEC Tourney: 6 Mason Jones vs Vanderbilt 03/11/20  
NCAA Tourney: 2 (2x) last JD Notae vs Gonzaga 03/24/22  
Bud Walton: 11 Jalen Tate vs Central Arkansas 12/12/12  
Road Game: 9 Mason Jones at Ole Miss 01/11/20  
Neutral Site: 6 Jalen Tate vs Oral Roberts 03/27/21  
Ranked Opp: 6 (2x) last JD Notae vs Gonzaga 03/24/22  
Frosh: 6 Davonte Davis (2x) vs Georgia and vs LSU  
Soph: 8 Davonte Davis vs Charlotte 12/07/21  
Junior: 9 Mason Jones at Ole Miss 01/11/20  
Senior+: 11 Jalen Tate vs Central Arkansas 12/12/12

## MOST STEALS:

at Nevada:	5 Caleb Martin vs California Baptist 11/19/18
	5 Jordan Caroline at San Diego St 02/12/17
	5 Marquize Coleman at New Mexico 12/30/15
	4 17x

at Arkansas:	8 JD Notae vs New Mexico St 03/19/22
	7 JD Notae vs Mercer 11/09/21
	7 JD Notae vs Vanderbilt 01/04/22
	6 Jaylin Williams vs Texas A&M 01/22/22
	5 8x: last <b>Davonte Davis vs Bradley 12/17/22</b>

Season Opener: 7 JD Notae vs Mercer 11/09/21  
SEC Opener 3 Mason Jones vs Texas A&M 01/04/20  
SEC Game: 7 JD Notae vs Vanderbilt 01/04/21  
SEC Tourney: 4 Notae vs LSU 03/11/22 & Davis vs LSU 03/13/20  
NCAA Tourney: 8 JD Notae vs New Mexico St 03/09/22  
Bud Walton: 7 JD Notae vs Mercer 11/09/21  
Road Game: 5 (2x) last JD Notae at South Carolina  
Neutral Site: 8 JD Notae vs New Mexico St 03/09/22  
Ranked Opp: 4 Desi Sills vs Auburn 02/04/20  
Frosh: 4 (2x) last **Jordan Walsh vs Bradley 12/17/22**  
Soph: 6 Jaylin Williams vs Texas A&M 01/22/22  
Junior: 5 (5x) last **Davonte Davis vs Bradley 12/17/22**  
Senior+: 8 JD Notae vs New Mexico St 03/09/22

## MOST BLOCKED SHOTS:

at Nevada:	6 Cameron Oliver vs Morehead State 04/01/16
	5 7x

at Arkansas:	6 Connor Vanover vs North Texas 11/28/20
	5 Connor Vanover at Oklahoma St. 01/30/21
	5 Connor Vanover vs Ole Miss 01/27/21
	5 Adrio Bailey vs Valpo 12/21/19
	5 Adrio Bailey vs Texas Southern 11/19/19
	4 8x LAST <b>Makhi Mitchell vs UNGC 12/06/22</b>

Season Opener: 3 Connor Vanover vs Miss Valley 11/25/20  
SEC Opener: 3 Jaylin Williams at Mississippi State 12/29/21  
SEC Game: 5 Connor Vanover vs Ole Miss 01/27/21  
SEC Tourney: 4 Jaylin Williams vs Tennessee 02/19/22  
NCAA Tourney: 3 Moses Moody vs Oral Roberts 03/27/21  
Bud Walton: 6 Connor Vanover vs North Texas 11/28/20  
Road Game: 5 Connor Vanover at Oklahoma State 01/30/21  
Neutral Site: 5 Adrio Bailey vs Valpo 12/21/19  
Ranked Opp: 4 Jalen Tate vs Alabama 02/24/21  
Frosh: 4 Jaylin Williams vs LSU 02/27/21  
Soph: 6 Connor Vanover vs North Texas 11/28/20  
Junior: 3 (2x) last Ethan Henderson vs LSU 03/13/21  
Senior+: 5 Adrio Bailey 2x



## TEAM GAME HIGHS:

MOST POINTS:			
at Nevada:	119	vs Fresno State 12/09/15	W, 119-70
	110	vs UMass 11/23/18	W, 110-87
	108	vs Holy Names 11/30/15	W, 108-57
	105	at New Mexico 01/07/17	W, 105-104 (OT)
	104	vs UNLV 02/08/17	W, 104-77
	103	at Wyoming 01/24/18	L, 103-104 (20T)
	102	vs Fresno State 01/31/18	W, 102-92
	101	at UNLV 02/28/18	W, 101-75
	100	vs Colorado State 01/23/19	W, 100-60
at Arkansas:	142	vs Mississippi Valley 11/25/20	W, 142-62
	101	at South Carolina 03/02/21	W, 101-73
	100	vs Central Arkansas 12/12/12	W, 100-75
	<b>99</b>	<b>vs San Jose State 12/03/22</b>	<b>W, 99-58</b>
	99	at Georgia 02/02/22	W, 99-73
	99	vs Georgia 01/09/21	W, 99-69
	99	vs LSU 03/04/20	W, 99-90
	98	vs Tulsa 12/14/19	W, 98-79
	97	vs Central Arkansas 12/01/21	W, 97-60
	97	at Auburn 12/30/20	W, 97-89
MOST FIELD GOALS MADE:			
at Nevada:	40	vs UMass 11/23/18	
	40	vs Fresno State 12/09/15	
	40	vs Holy Names 11/30/15	
	38	vs San Jose State 01/09/19	
	38	vs UNLV 02/08/17	
at Arkansas:	48	vs Mississippi Valley 11/25/20	
	40	at Georgia 02/02/22	
	40	vs Central Arkansas 12/01/21	
	40	vs Central Arkansas 12/12/20	
MOST FIELD GOALS ATTEMPTED:			
at Nevada:	80	at UNLV 02/20/16	
	77	vs Colorado State 02/25/18	
	75	at New Mexico 01/07/17	
	74	3x last vs Wyoming 01/03/18	
at Arkansas:	86	vs Mississippi Valley 11/25/20	
	77	vs Oral Roberts 12/20/20	
	76	at LSU 01/13/21	
	76	vs Central Arkansas 12/12/20	
BEST FIELD GOAL PERCENTAGE:			
at Nevada:	.615 (40-65)	vs UMass 11/23/18	
	.597 (40-67)	vs Fresno State 12/09/15	
	.597 (40-67)	vs Holy Names 11/30/15	
	.593 (32-54)	at Utah State 02/17/18	
	.589 (33-56)	vs Fresno State 01/31/18	
at Arkansas:	<b>.627 (37-59)</b>	<b>vs San Jose State 12/03/22</b>	
	<b>.593 (35-59)</b>	<b>vs Oklahoma 12/12/22</b>	
	.571 (36-63)	at Vanderbilt 01/23/21	
	<b>.569 (29-51)</b>	<b>vs Louisville 11/21/22</b>	
	.567 (34-60)	vs Little Rock 12/04/21	
	.567 (34-60)	vs Tulsa 12/14/19	
	.563 (40-71)	at Georgia 02/02/22	
	.558 (48-86)	vs Mississippi Valley 11/25/20	
MOST 3-POINT FIELD GOALS MADE:			
at Nevada:	17	at Pacific 11/18/17	
	15	vs Pacific 11/09/18	
	15	at Air Force 01/06/18	
	15	at Santa Clara 11/15/17	
	15	at New Mexico 01/07/17	
at Arkansas:	20	vs Mississippi Valley 11/25/20	
	15	at Georgia 02/02/22	
	15	at South Carolina 03/02/21	
	14	at Texas A&M 03/07/20	
	13	vs Gardner-Webb 11/13/21	
MOST 3-POINT FIELD GOALS ATTEMPTED:			
at Nevada:	39	vs South Dakota State 12/15/18	
	37	at Fresno State 01/12/19	
	37	vs San Jose State 02/21/18	
	34	vs San Jose State 01/09/19	
	34	at Pacific 11/18/17	
at Arkansas:	40	vs Mississippi Valley 11/25/20	
	34	vs Lipscomb 12/05/20	
	33	at South Carolina 03/02/21	
	33	vs Southern 12/09/20	
	32	at Texas A&M 03/07/20	
BEST 3-POINT FIELD GOAL PERCENTAGE:			
at Nevada:	.600 (6-10)	vs Morehead State 03/30/16	
	.588 (10-17)	at Fresno State 12/27/17	
	.579 (11-19)	vs Southern Illinois 12/22/17	
	.550 (11-20)	vs Oakland 11/23/16	
at Arkansas:	.667 (6-9)	vs TCU 01/25/20	
	<b>.615 (8-13)</b>	<b>vs San Jose State 12/03/22</b>	
	.571 (12-21)	vs Georgia 01/09/21	
	.536 (15-28)	at Georgia 02/02/22	
	.524 (11-21)	at Missouri 02/15/22	
	.500 (20-40)	vs Mississippi Valley 11/25/20	
MOST FREE THROWS MADE:			
at Nevada:	39	vs Morehead State 04/01/16	
	36	vs Rhode Island 11/13/17	
	35	vs Tulsa 11/22/18	
	31	at Wyoming 01/14/17	

at Arkansas:	36	vs LSU 03/04/20
	29	vs Elon 12/21/21
	28	vs West Virginia 01/29/22
	28	at Missouri 02/08/20
	27	4x LAST vs South Carolina 01/18/22
MOST FREE THROWS ATTEMPTED:		
at Nevada:	45	vs Morehead State 04/01/16
	44	vs Rhode Island 11/13/17
	43	at Pacific 11/21/15
	42	vs Tulsa 11/22/18
at Arkansas:	54	vs LSU 03/04/20
	43	vs Alabama 02/24/21
	40	vs South Carolina 01/29/20
	39	at Missouri 02/08/20
	36	at Tennessee 02/11/20
BEST FREE THROW PERCENTAGE:		
at Nevada:	.929 (13-14)	vs Loyola-Chicago 03/22/18
	.929 (13-14)	at Cal State Fullerton 11/28/15
	.900 (18-20)	at Pacific 11/18/17
at Arkansas:	1.000 (11-11)	vs Duke 03/26/22
	.944 (17-18)	vs Oklahoma 12/11/21
	.944 (17-18)	at LSU 01/08/20
	.929 (13-14)	vs Mississippi State 02/02/21
	.923 (12-13)	at South Carolina 03/02/21
	.917 (11-12)	vs South Dakota 11/22/19
MOST REBOUNDS:		
at Nevada:	61	at Pacific 11/21/15
	60	vs Fresno Pacific 12/09/15
	57	vs Fresno State 02/13/16
	53	at UNLV 02/20/16
	50	vs San Jose State 12/28/16
at Arkansas:	58	Oral Roberts 12/20/20
	58	vs Mississippi Valley 11/25/20
	54	vs Lipscomb 12/05/20
	<b>47</b>	<b>vs UCG 12/06/22</b>
	47	vs Central Arkansas 12/01/21
MOST OFFENSIVE REBOUNDS:		
at Nevada:	25	at Pacific 11/21/15
	19	vs Fresno Pacific 12/09/15
	19	vs Fresno State 02/13/16
	19	vs Florida 03/21/19
at Arkansas:	24	vs Oral Roberts 12/20/20
	21	at Alabama 02/12/22
	20	at Texas A&M 01/08/22
	20	vs Mississippi Valley 11/25/20
	18	vs Cincinnati 11/23/21
	18	vs Oral Roberts 03/27/21
MOST DEFENSIVE REBOUNDS:		
at Nevada:	43	vs Fresno State 02/13/16
	42	vs San Jose State 12/28/16
	41	vs Fresno Pacific 12/09/15
	40	vs Little Rock 11/16/18
at Arkansas:	44	vs Lipscomb 12/05/20
	<b>39</b>	<b>vs UCG 12/06/22</b>
	38	vs Mississippi Valley 11/25/20
	36	vs LSU 02/27/21
	36	vs Valparaiso 12/21/19
MOST ASSISTS:		
at Nevada:	29	vs Holy Names 11/30/15
	27	at Santa Clara 11/15/17
	25	vs Illinois State 11/29/17
	25	at New Mexico 01/07/17
	24	vs UC Davis 12/19/17
at Arkansas:	26	vs Central Arkansas 12/12/20
	26	vs Mississippi Valley 11/25/20
	23	at Georgia 02/02/22
	23	vs Gardner-Webb 11/13/21
	<b>22</b>	<b>vs San Jose State 12/03/22</b>
	22	vs Central Arkansas 12/01/21
	22	at Vanderbilt 01/23/21
MOST STEALS:		
at Nevada:	15	vs San Jose State 01/09/19
	15	vs Utah State 01/02/19
	13	at New Mexico 12/30/15
	12	vs New Mexico 01/28/17
	11	4x
at Arkansas:	<b>16</b>	<b>vs Bradley 12/17/22</b>
	16	vs Central Arkansas 12/01/21
	<b>15</b>	<b>vs UNC Asheville 12/21/22</b>
	15	at Georgia Tech 11/25/19
	<b>14</b>	<b>vs South Dakota State 11/16/22</b>
	14	vs Texas A&M 01/22/22
	14	vs Auburn 02/04/20
	14	vs Rice 11/05/19
MOST BLOCKED SHOTS:		
at Nevada:	11	at Oregon State 12/05/15
	10	at Wyoming 01/20/16
	10	vs Holy Names 11/30/15
	9	vs UNLV 03/08/18
	9	at New Mexico 01/07/17
at Arkansas:	11	vs Alabama 02/24/21
	10	vs Elon 12/21/21
	10	vs Texas Southern 11/19/19
	<b>9</b>	<b>vs UCG 12/06/22</b>

MUSS TEAMS IN THE NCAA/CONFERENCE STATS											
	2015-16	2016-17	2017-18	2018-19	2019-20	2020-21	2021-22				
3-pt FG Att	176 / 8	172 / 8	<b>51/2</b>	<b>51/2</b>	115 / 5	26 / 3	105 / 7				
A-Turnover Ratio	232 / 9	<b>13/1</b>	<b>2/1</b>	<b>15/1</b>	140 / 4	<b>103/2</b>	110 / 4				
Assists/Gm	220 / 9	<b>32/1</b>	<b>27/2</b>	75 / 3	226 / 10	80 / 4	116 / 7				
Blocks/Gm	<b>7/1</b>	64 / 3	74 / 2	100 / 2	84 / 9	<b>17/4</b>	71 / 8				
Def Reb/Gm	<b>19/1</b>	<b>31/2</b>	92 / 6	<b>31/2</b>	287 / 12	<b>33/2</b>	52 / 3				
Fewest Fouls	342 / 11	105 / 3	253 / 9	184 / 6	322 / 12	329 / 13	323 / 10				
Fewest TO	335 / 11	<b>59/1</b>	<b>24/1</b>	<b>21/1</b>	<b>59/1</b>	320 / 10	291 / 7				
FG Pct	251 / 9	146 / 5	60 / 3	68 / 4	147 / 6	100 / 4	218 / 10				
FG Pct Defense	<b>28/2</b>	120 / 7	140 / 4	42 / 3	169 / 12	70 / 5	58 / 4				
FT Attempts	<b>2/1</b>	<b>13/1</b>	<b>16/2</b>	<b>16/1</b>	<b>8/2</b>	<b>5/1</b>	<b>1/1</b>				
FT Made	<b>1/1</b>	<b>24/2</b>	<b>9/2</b>	<b>17/1</b>	<b>3/1</b>	<b>2/1</b>	<b>1/1</b>				
FT Pct	43 / 2	159 / 6	66 / 2	167 / 6	102 / 6	68 / 4	32 / 1				
Off Reb/Gm	76 / 2	132 / 3	255 / 7	205 / 6	325 / 14	44 / 8	107 / 11				
Fouls/Gm	275 / 8	<b>35/1</b>	<b>95/1</b>	126 / 3	311 / 11	131 / 3	189 / 6				
Reb Margin	<b>4/2</b>	<b>72/1</b>	232 / 81	97 / 3	342 / 14	56 / 3	89 / 6				
Scoring Defense	177 / 5	151 / 6	191 / 6	<b>55/1</b>	185 / 9	189 / 8	145 / 9				
Scoring Margin	117 / 5	<b>39/1</b>	<b>27/1</b>	<b>9/1</b>	70 / 4	<b>24/1</b>	53 / 5				
Scoring Offense	113 / 5	<b>37/1</b>	<b>18/2</b>	<b>28/1</b>	56 / 5	<b>11/2</b>	50 / 4				
Steals/Gm	98 / 3	262 / 8	174 / 6	172 / 4	<b>41/1</b>	48 / 4	72 / 8				
3 PT FG Defense	59 / 2	<b>18/2</b>	<b>28/1</b>	113 / 3	<b>1/1</b>	174 / 9	125 / 11				
3 PT FG/Game	323 / 11	<b>33/2</b>	31 / 3	74 / 3	143 / 4	169 / 5	279 / 11				
3 PT FG Pct	314 / 11	<b>42/1</b>	<b>26/2</b>	155 / 6	175 / 5	198 / 7	320 / 11				
3 PT FGM	251 / 9	<b>22/2</b>	<b>15/2</b>	<b>59/2</b>	129 / 4	39 / 4	182 / 7				
Total Assists	112 / 2	<b>30/2</b>	<b>10/1</b>	69 / 2	251 / 10	<b>12/1</b>	40 / 4				
Total Blocks	<b>3/1</b>	50 / 3	<b>44/1</b>	88 / 2	81 / 7	<b>3/2</b>	37 / 5				
Total Rebounds	<b>2/1</b>	<b>25/3</b>	44 / 2	63 / 2	306 / 14	<b>4/3</b>	<b>8/2</b>				
Total Rebs/Gm	<b>18/1</b>	<b>41/1</b>	171 / 6	72 / 4	322 / 14	<b>18/2</b>	50 / 5				
Total Steals	40 / 3	208 / 9	85 / 2	157 / 4	<b>34/1</b>	<b>5/2</b>	<b>25/6</b>				
Turnover Margin	184 / 5	169 / 7	<b>22/2</b>	<b>22/1</b>	<b>9/1</b>	<b>58/2</b>	40 / 4				
Turnovers Forced	154 / 5	306 / 10	191 / 6	127 / 3	<b>29/1</b>	52 / 7	42 / 5				
Fewest TO/Gm	208 / 7	<b>26/2</b>	<b>4/1</b>	<b>13/1</b>	<b>47/1</b>	151 / 3	133 / 4				
W-L Pct	93 / 3	<b>17/1</b>	<b>17/1</b>	<b>7/1</b>	89 / 5	<b>17/2</b>	36 / 4				
MOST TURNOVERS:											
at Nevada:	21	at Texas Tech 12/05/17									
	21	vs Morehead State 03/30/16									
	20	vs Fresno Pacific 12/09/15									
	20	at San Diego State 03/11/16									
at Arkansas	21	vs Rice 11/05/19									
	<b>20</b>	<b>vs South Dakota State 11/16/22</b>									
	20	vs Missouri 03/12/21									
	20	at Tennessee 01/06/21									
	20	vs Austin Peay 12/03/19									
	19	at LSU 01/15/22									
	19	vs Valparaiso 12/21/19									
MOST FOULS:											
at Nevada:	38	at Wichita State 12/22/15									
	30	at New Mexico 01/07/17									
	30	at New Mexico 12/30/15									
	28	at Utah State 03/02/19									
at Arkansas	32	at Missouri 02/08/20									
	28	Missouri 01/02/21									
	28	at Texas A&M 03/07/20									
	26	2x last at Tennessee 03/05/22 & 02/11/20									
OPPONENT GAME HIGHS (at Ark):											
POINTS	99	at Georgia 02/29/20									
	92	at LSU 01/13/21									
	<b>90</b>	<b>vs Creighton 11/22/22</b>									
	90	at Alabama 01/16/21									
	90	vs LSU 03/04/20									
FG MADE	38	at Georgia 02/29/20									
	34	at LSU 01/13/21									
	32	vs Oklahoma 12/10/22									
	<b>31</b>	<b>9x LAST vs Creighton 11/22/22</b>									
FG ATTEMPTS	80	vs Auburn 02/08/22									
	76	vs LSU 02/21/27									
	72	vs LSU 03/02/22									
	72	at South Carolina 02/03/21									
	72	vs Mississippi Valley 11/25/20									
	72	vs Valparaiso 12/21/19									
FG PCT	.588 (30-51)	vs Mississippi State 02/15/20									
	<b>.585</b> (31-53)	<b>vs Creighton 11/22/22</b>									
	<b>.571</b> (32-56)	<b>vs Oklahoma 12/10/22</b>									
	.567 (38-67)	at Georgia 02/29/20									
	.564 (31-55)	at Texas A&M 01/09/22									
	.549 (28-51)	vs Oklahoma 12/11/21									
3 PT MADE	17	vs Northern Iowa 11/17/21									
	15	at Alabama 01/16/21									
	15	at Auburn 12/30/20									
	14	at Kentucky 02/09/21									
	13	5x: LAST vs Oklahoma 12/11/21									
3 PT ATT	39	vs Mississippi Valley 11/25/20									
	37	vs Northern Iowa 11/17/21									
	33	vs Alabama 02/24/21									
	32	vs Auburn 02/08/22									
	32	at Missouri 02/13/21									

3 PT PCT	.667 (12-18) .591 (13-22) .538 (14-26) .533 (8-15) .533 (8-15)	at Tennessee 03/05/22 vs Oklahoma 12/11/21 at Kentucky 02/09/21 vs Texas A&M 03/12/22 vs Baylor 03/29/21
FT MADE	34 28 27 27 25	at Missouri 02/08/20 vs Missouri 01/02/21 vs LSU 03/11/22 at Mississippi State 01/22/20 at Ole Miss 01/11/20
FT ATTEMPTS	44 39 33 31 31 31	at Missouri 02/08/20 vs Missouri 01/02/21 vs South Carolina 01/29/20 vs LSU 03/11/22 at Texas A&M 03/07/20 at Mississippi State 01/22/20
FT PCT	1.000 (13-13) 1.000 (14-14) .962 (25-26) .950 (19-20) .947 (18-19)	at Ole Miss 01/26/22 vs Florida 02/16/21 at Ole Miss 01/11/20 vs Texas A&M 10/12/22 vs LSU 03/02/22
REBOUNDS	60 53 52 51	vs Auburn 02/08/22 at LSU 01/08/20 at Missouri 02/08/20 vs Missouri 01/02/21
OFF REB	24 23 22 16	vs Auburn 02/08/22 at LSU 01/08/20 vs LSU 03/02/22 vs Kentucky 02/26/22
DEF REB	41 37 36 35	vs Missouri 01/02/21 at Georgia Tech 11/25/19 vs Auburn 02/08/22 vs Kentucky 01/18/20
ASSISTS	18 18 18 18 17	vs Texas A&M 03/12/22 vs Oklahoma 12/11/21 at Kentucky 02/09/21 at Alabama 01/16/21 <b>17 9x LAST vs Creighton 11/22/22</b>
STEALS	12 12 11 10	at Mississippi State 12/29/21 at Alabama 01/16/21 vs Texas A&M 01/22/22 5x - LAST: at Texas A&M 01/08/22
BLOCKS	9 9 9 7 7	at Texas A&M 01/08/22 vs Auburn 01/20/21 at Tennessee 01/06/21 at Oklahoma State 01/30/21 vs Oral Roberts 12/20/20
TURNOVERS	<b>30</b> <b>27</b> 27 26 25 24 24	<b>vs Fordham 11/11/22</b> <b>vs Bradley 12/17/22</b> vs Rice 11/05/19 vs Mississippi State 02/02/21 vs Central Arkansas 12/01/21 at Georgia Tech 11/25/19 vs Texas Southern 11/19/19
FOULS	35 33 32 29 29	vs LSU 03/04/20 vs South Carolina 01/29/20 vs Alabama 02/24/21 vs West Virginia 01/29/22 vs Missouri 01/02/21

## ARK TEAM GAME LOWS (w/Muss):

FEWEST PTS	53 58 59 59 61 61	vs New Mexico State 03/19/22 vs Tennessee 02/19/22 at Alabama 01/16/21 at Florida 02/18/20 vs Mississippi State 02/02/21 at Tennessee 02/11/20
FEWEST FG	14 15 <b>18</b> 18 19 19	vs New Mexico State 03/19/22 at Tennessee 02/11/20 <b>vs UNCG 12/06/22</b> vs Tennessee 02/19/22 vs Missouri 01/02/21 vs Kentucky 01/18/20
FEWEST FGA	45 46 49	vs North Texas 11/12/19 vs Austin Peay 12/03/19 at Tennessee 02/11/20
LOWEST FG%	.275 (14-51) .268 (19-71) .305 (18-59) .306 (15-49) .314 (22-70)	vs New Mexico State 03/19/22 vs Missouri 01/02/21 vs Tennessee 02/19/22 at Tennessee 02/11/20 at Alabama 02/12/22
FEWEST 3PT FG	0 1 <b>2</b> <b>2</b> <b>3</b> <b>2</b>	vs South Carolina 01/18/22 vs Oral Roberts 03/27/21 <b>vs San Diego State 11/23/22</b> <b>vs Fordham 11/11/22</b> vs Mississippi State 02/02/21 <b>12x - LAST vs Troy 11/28/22</b>
FEWEST 3 FGA	9 9 <b>11</b> <b>11</b> <b>11</b> 11	vs Oral Roberts 03/27/21 vs TCU 01/25/20 <b>vs Bradley 12/17/22</b> <b>vs Troy 11/28/22</b> vs South Carolina 01/18/22 vs Baylor 03/29/21

LOWEST 3 PT%	.000 (0-11) .111 (1-9) <b>.125 (2-16)</b> .118 (2-17) .136 (3-22)	vs South Carolina 01/18/22 vs Oral Roberts 03/27/21 <b>vs Fordham 11/11/22</b> vs Mississippi State 02/02/21 vs Kansas State 11/22/21
FEWEST FT	4 4 <b>5</b> <b>6</b>	at Georgia 02/02/22 at Oklahoma State 01/30/21 <b>at LSU 12/28/22</b> at Mississippi State 01/22/20
FEWEST FTA	7 7 8 8	at Georgia 02/02/22 at Oklahoma State 01/30/21 at Ole Miss 01/26/22 vs Central Arkansas 12/12/20
LOWEST FT%	.471 (8-17) <b>.500 (5-10)</b> .500 (13-26) <b>.533 (8-15)</b> .533 (8-15)	vs Southern 12/09/20 <b>at LSU 12/28/22</b> vs Central Arkansas 12/01/21 <b>vs South Dakota State 11/16/22</b> vs Vanderbilt 01/15/20
FEWEST REBS	23 24 24 25 25	vs Missouri 02/22/20 vs North Texas 11/12/19 at LSU 01/08/20 vs Duke 03/26/22 at Texas A&M 03/07/20
FEWEST OFF REB	2 3 3 3 4	vs Missouri 02/22/20 vs New Mexico State 03/19/22 at LSU 01/08/20 at Georgia Tech 11/25/19 at Ole Miss 01/26/22 vs North Texas 11/12/19
FEWEST DEF REB	15 <b>17</b> 17 18 18	at Florida 02/18/20 <b>vs Oklahoma 12/10/22</b> vs Duke 03/26/22 at Tennessee 02/11/20 vs TCU 01/25/20
FEWEST ASSISTS	<b>4</b> 6 <b>7</b> 7 7 7	<b>vs Troy 11/28/22</b> at Tennessee 02/11/20 <b>at LSU 12/28/22</b> vs Kansas State 11/22/21 vs Missouri 01/02/21 at Alabama 02/01/20
FEWEST STEALS	0 2 2 4	vs Texas Tech 03/21/21 vs New Mexico State 03/19/22 at Tennessee 01/06/21 4x - LAST: vs West Virginia 01/29/22
FEWEST BLOCKS	0 1 1 1 1 1 1 1	at Alabama 02/12/22 vs New Mexico State 03/19/22 vs Texas Tech 03/21/21 vs Georgia 01/09/21 vs Northern Kentucky 11/30/19 vs South Carolina 01/29/20 vs Mississippi State 02/15/20 at Florida 02/18/20
FEWEST TO	5 5 5 6 6 6 6	vs New Mexico State 03/19/22 vs Northern Iowa 11/17/21 vs LSU 03/04/20 at Florida 02/22/22 vs Mississippi State 02/05/22 at Kentucky 02/09/21 at Georgia 02/29/20
FOULS	6 10 <b>12</b> 12 12 <b>14</b>	vs Mercer 11/09/21 vs Southern 12/09/20 <b>vs Oklahoma 12/10/22</b> vs Mississippi Valley 11/25/20 <b>8x: LAST at LSU 12/28/22</b>

## OPP GAME LOWS (w/Muss at ARK):

FEWEST PTS	43 43 43 44 45	vs Missouri 01/12/22 vs Rice 11/05/19 vs North Texas 11/12/19 vs Southern 12/09/20 vs Mississippi State 02/02/21
FEWEST FG	14 15 15 16 16	vs Missouri 01/12/22 vs Mississippi State 02/02/21 vs Lipscomb 12/05/20 vs Tennessee 02/19/22 vs Rice 11/05/19
FEWEST FGA	<b>44</b> <b>45</b> <b>45</b> 45 46	<b>vs Louisville 11/21/22</b> <b>vs Bradley 12/17/22</b> <b>vs Fordham 11/11/22</b> vs Texas A&M 01/04/20 at Florida 02/18/20
LOWEST FG%	.254 (15-59) .271 (16-59) .286 (18-63) .286 (16-56) .292 (14-48)	vs Lipscomb 12/05/20 vs Tennessee 02/19/22 vs Southern 12/09/20 vs Rice 11/05/19 vs Missouri 01/12/22
FEWEST 3PT FG	1 1 <b>2</b>	vs Ole Miss 01/27/21 vs Southern 12/09/20 <b>9x - LAST: vs UNC Asheville 12/21/22</b>
FEWEST 3 FGA	7 10 11 12 12 12	vs Mississippi State 02/15/20 vs Duke 03/26/22 vs Texas Southern 11/19/19 <b>vs UNC Asheville 12/21/22</b> vs Mississippi State 02/05/22 vs South Dakota 11/22/19 at Georgia Tech 11/25/19

LOWEST 3 PT%	.063 (1-16) .077 (1-13) .080 (2-25) <b>.111 (2-18)</b> .118 (2-17) .125 (2-16) .125 (2-16)	vs Ole Miss 01/27/21 vs Southern 12/09/20 vs Rice 11/05/19 <b>vs San Diego State 11/23/22</b> vs North Texas 11/12/19 vs Missouri 01/12/22 vs Montana 11/16/19
FEWEST FT	3 3 5 <b>6</b> <b>6</b> 6 6	vs Alabama 02/24/21 vs Mississippi Valley 11/25/20 vs Elon 12/21/21 <b>at LSU 12/28/22</b> <b>vs San Jose State 12/03/22</b> vs New Mexico State 03/19/22 vs LSU 02/27/21
FEWEST FTA	3 6 9 <b>9</b> 10 10 10	vs Alabama 02/24/21 vs Mississippi Valley 11/25/20 vs Elon 12/21/21 <b>vs Oklahoma 12/10/22</b> vs New Mexico State 03/19/22 vs Texas A&M 03/06/21 vs Southern 12/09/20
LOWEST FT%	.375 (3-8) .467 (7-15) .471 (8-17) <b>.500 (6-12)</b> <b>.500 (9-18)</b> .500 (12-24) .500 (6-12) .500 (9-18)	vs Alabama 02/24/21 vs Central Arkansas 12/01/21 vs Auburn 02/08/22 <b>at LSU 12/28/22</b> <b>vs UNC Asheville 12/21/22</b> vs South Carolina 01/18/22 vs LSU 02/27/21 at Indiana 12/29/19
FEWEST REBS	21 22 26 <b>27</b> 27 27	vs Charlotte 12/01/21 vs Mercer 11/09/21 vs West Virginia 01/29/22 <b>vs Oklahoma 12/10/22</b> vs Elon 12/21/21 vs Rice 11/05/19
FEWEST OFF REBS	4 4 4 5	vs Charlotte 12/01/21 vs Mercer 11/09/21 vs Mississippi State 02/15/20 vs Vanderbilt 01/15/20 7x - LAST: vs New Mexico State 03/19/22
FEWEST DEF REBS	17 <b>18</b> 18 18 19 19	vs Charlotte 12/01/21 <b>vs San Jose State 12/03.22</b> vs Mercer 11/09/21 vs Baylor 03/29/21 <b>vs UNC Asheville 12/21/22</b> vs West Virginia 01/29/22 vs Elon 12/21/21
FEWEST ASSISTS	<b>4</b> 5 6 6 6 <b>7</b>	<b>vs Louisville 11/21/22</b> vs Southern 12/09/20 vs Florida 02/16/21 at Ole Miss 01/11/20 at Missouri 02/08/20 <b>5x - LAST vs Fordham 11/11/22</b>
FEWEST STEALS	0 1 1 1 1 2 2 2	vs Vanderbilt 01/15/20 vs Vermont 03/19/22 vs Cincinnati 11/23/21 at Kentucky 02/09/21 at LSU 01/08/20 vs Mississippi State 02/05/22 vs LSU 02/27/21 at Georgia 02/29/20
FEWEST BLKS	<b>0</b> 0 0 0 0 0 <b>1</b>	<b>vs Fordham 11/11/22</b> vs Hofstra 12/18/21 vs Georgia 01/09/21 Southern 12/09/20 vs North Texas 11/12/19 vs Austin Peay 12/03/19 <b>14x LAST: vs Oklahoma 12/10/22</b>
FEWEST TO	5 6 7 8	at Tennessee 01/06/21 vs Vermont 03/19/22 vs Lipscomb 12/05/20 vs LSU 02/27/21
FEWEST FOULS	12 12 14	at Tennessee 01/06/21 vs Central Arkansas 12/12/20 6x - LAST: at Georgia 02/02/22



## IN HIS FIRST SEVEN YEARS AS A COLLEGIATE HEAD COACH

- » Twice led the NCAA in Free Throws Made (2016 and 2022).
- » Led the NCAA in Free Throw Attempts (2022)
- » Led the NCAA in 3-pt FG Pct Defense (2020)
- » Ranked 1st (4x) or 2nd (3x) seven times in the league in FT Made
- » Ranked 1st (5x) or 2nd (2x) seven times in the league in FT Attempts
- » 7x - Ranked among NCAA top 25 in FT Made AND FT Attempts
- » 4x - Led the league in Scoring Margin (2017, '18, '19, '21)
- » 4x - Led the league in Fewest Turnovers (2017, '18, '19, '20)
- » 3x - Led the league in Overall W-L Percentage (2017, '18, '19)
- » 3x - Led the league in Assist-To-TO Ratio (2017, '18, '19)
- » 3x - In NCAA top 20 in 3PTFG% Defense (2017, '18, '20)

### OTHER TEAM HIGHLIGHTS

- » 2nd in the NCAA in Assist-To-TO Ratio (2018)
- » 2nd in the NCAA in Total Rebounds (2016)
- » 2nd in the NCAA in Free Throws Made (2021)
- » 3rd in the NCAA in Total Blocked Shots (2016)
- » 4th in the NCAA in Rebound Margin (2016)
- » 4th in the NCAA in Fewest TO Per Gm (2018)
- » 7th in the NCAA in Blocks Per Game (2016)
- » 8th in the NCAA in Total Rebounds (2022)
- » 9th in the NCAA in Scoring Margin (2019)
- » 9th in the NCAA in Turnover Margin (2020)
- » 10th in the NCAA in Total Assists (2018)

### PLAYER HIGHLIGHTS

- » 6 Players in the NBA over past three years
- » 4x - Players led his league in 3-PT FG Made AND 3-PT FG Attempts
- » 3x - Player led his league in points scored
- » 4 All-Americans  
(Caleb Martin 2x, Mason Jones, Moses Moody, JD Notae)
- » 19 All-Conference Honors
- » 6 All-Defensive Team Honors
- » 3 Conference Newcomers of the Year
- » 3 Conference 6th Man Award
- » 2 Conference Players of the Year
- » 2 Conference Freshman of the Year
- » 1 Conference Defensive Player of the Year

## MUSSELMAN MILESTONE WINS

### OVERALL

1	11/13/15	vs Coastal Carolina (Honolulu, Hawaii)	73-56
100	01/24/19	Colorado State (Reno, Nev.)	100-60
150	03/02/21	at South Carolina (Columbia, S.C.)	101-73

### AT ARKANSAS

1	11/05/19	Rice (Fayetteville, Ark.)	91-43
50	11/23/21	vs Cincinnati (Kansas City, Mo.)	73-67

## MUSSELMAN PLAYERS OF NOTE

### CODY MARTIN

NEVADA

- Charlotte Hornets (Free Agent) • 2019-pres.
- 2x All-Mountain West (2018 and 2019)

### CALEB MARTIN

NEVADA

- Hornets (2019 2nd Rd / 36th pick) • Heat 2021-pres.
- 2x First Team All-America (2018 and 2019)

### JORDAN CAROLINE

NEVADA

- 3x First Team All-Mountain West (2018 and 2019)

### CAM OLIVER

NEVADA

- Rockets (2021 Free Agent)
- Led Australian NBL in rebounding in 2020

### JALEN HARRIS

NEVADA

- Toronto Raptors (2nd Rd / 59th pick) • 2020

### ISAIAH JOE

ARKANSAS

- 76ers (2nd Rd • 49th pick) 2020-22; Thunder 2022-pres.

### MASON JONES

ARKANSAS

- Rockets & 76ers (2021 Free Agent) • G League 2022-pres
- 2020 All-American & 2020 SEC Player of the Year

### MOSES MOODY

ARKANSAS

- Golden State Warriors (1st Rd • 14th pick) • 2021
- 1st "one-and-done" in Arkansas history
- 2021 All-American & 2021 SEC Freshman of the Year

### JD NOTAE

ARKANSAS

- 2021 Bleacher Report's National & SEC 6th Man of the Year
- 2022 All-American and consensus 1st team All-SEC

### JAYLIN WILLIAMS

ARKANSAS

- OKC Thunder (2nd Rd • 34th pick)
- 1st team All-SEC / Defensive All-SEC

## BEST WINNING PERCENTAGE

active NCAA Division I head coaches  
(min 5 yrs • Division I wins - Thru Dec. 31)

1	Mark Few, Gonzaga	670-132	.835	24 yrs
2	Bill Self, Kansas	775-230	.771	30 yrs
3	Chris Jans, Mississippi State	154-46	.770	7 yrs
4	John Calipari, Kentucky	777-243	.762	31 yrs
5	<b>ERIC MUSSELMAN, ARKANSAS</b>	<b>194-64</b>	<b>.752</b>	<b>8 yrs</b>
6	Brian Dutcher, San Diego St.	130-43	.751	6 yrs
7	Thad Matta, Butler	447-160	.736	18 yrs
8	Tony Bennett, Virginia	395-152	.722	17 yrs
9	Bruce Pearl, Auburn	625-245	.718	28 yrs
10	Tom Izzo, Michigan State	675-271	.714	28 yrs



## MUSSELMAN RECORD • POINTS SCORED

<b>Scoring Below 50 Points:</b>	<b>0-0</b>
- At Arkansas	0-0
Home:	0-0
Away:	0-0
Neutral:	0-0
<b>Scoring 50-59 Points:</b>	<b>1-10</b>
- At Arkansas:	1-2
Home:	0-1
Away:	0-7
Neutral:	1-2
<b>Scoring 60-69 Points:</b>	<b>21-20</b>
- At Arkansas	13-9
Home:	12-4
Away:	5-10
Neutral:	4-6
<b>Scoring 70-79 Points:</b>	<b>70-23</b>
- At Arkansas	32-12
Home:	40-5
Away:	15-13
Neutral:	15-5
<b>Scoring 80-89 Points:</b>	<b>64-6</b>
- At Arkansas	22-4
Home:	37-0
Away:	16-3
Neutral:	11-3
<b>Scoring 90-99 Points:</b>	<b>26-1</b>
- At Arkansas	11-0
Home:	16-0
Away:	9-1
Neutral:	1-0
<b>Scoring 100 or More Points:</b>	<b>11-1</b>
- At Arkansas	3-0
Home:	7-0
Away:	3-1
Neutral:	1-0

## MUSSELMAN RECORD • POINTS ALLOWED

<b>Opponent Scores Below 50 Points:</b>	<b>11-0</b>
- At Arkansas	9-0
Home:	9-0
Away:	1-0
Neutral:	1-0
<b>Opponent Scores 50-59 Points:</b>	<b>38-1</b>
- At Arkansas	20-0
Home:	26-1
Away:	9-0
Neutral:	3-0
<b>Opponent Scores 60-69 Points:</b>	<b>71-8</b>
- At Arkansas	27-2
Home:	43-0
Away:	12-4
Neutral:	16-4
<b>Opponent Scores 70-79 Points:</b>	<b>54-22</b>
- At Arkansas	22-12
Home:	28-6
Away:	16-12
Neutral:	10-4
<b>Opponent Scores 80-89 Points:</b>	<b>18-21</b>
- At Arkansas	5-11
Home:	7-3
Away:	8-13
Neutral:	3-5
<b>Opponent Scores 90-99 Points:</b>	<b>2-7</b>
- At Arkansas	1-4
Home:	2-2
Away:	0-3
Neutral:	0-2
<b>Opponent Scores 100 or More Points:</b>	<b>1-2</b>
- At Arkansas	0-0
Home:	0-0
Away:	1-2
Neutral:	0-0

# 0 ANTHONY BLACK

G | Fr. | 6-7 | 198 | Duncanville, Texas | Duncanville HS

@AnthonyBlack24\_

@xanthonyblack

Including 2022-23, has **FOUR** years of collegiate eligibility  
Major: TBA (Arts & Sciences)  
Born on Jan. 20, 2004 in Las Colinas, Texas  
The son of Terry and Jennifer Black



- Was listed as the **#1** high school point guard in the nation by 247Sports
- Member of gold-medal-winning **USA Basketball Men's U18 National Team** for the 2022 FIBA Americas U18 Championship (Tijuana, Mexico) and member of **USA Basketball's 2022 USA Nike Hoop Summit Team**
- Played in the **McDonald's All-American** and **Iverson Classic** games ... **MaxPreps All-American** (HM)

- Named the **CBS Sports/USBWA National Freshman of the Week (Nov. 22)** for his early-season play through Louisville at Maui
- Named **SEC co-Freshman of the Week (Nov. 28)** for his play at Maui
- **IN THE SEC:** 2nd in minutes (33.84) • 9th in assists (3.69) • 10th in steals (1.77) • 14th in assist/TO ratio (1.33) • 21st in scoring (12.2) • 25th in rebs (5.2)

## 2022-23 HIGHLIGHTS:

- Named to the 5-man Maui Jim **MAUI INVITATIONAL ALL-TOURNAMENT TEAM** as well as being named **SEC co-FRESHMAN OF THE WEEK...** Led all scorers (22.3 ppg) at Maui ... **Versus Louisville, scored a season-high 26 points** (9-of-11 FG; 3-5 3PT and 5-of-5 FT) with a **season-high six assists** ... **Versus Creighton, matched his season-high with 26 points** (10-of-18 FG; 1-3 3PT and 5-of-6 FT) while tying his **season-high with six assists** and leading the team with six rebounds ... Added 15 points **versus San Diego State**, making **career highs in FT (9) and FTA (10)**.
- TROY: Played all 40 minutes and recorded a season-high 8 rebounds, while scoring 14 points.
- BRADLEY: Attempted a season-high 11 free throws (making seven) and led the team in assists (4) and blocked shots (2).
- @ LSU: Played all 40 minutes and stuffed the stat sheet with seven points, eight rebounds and four assists with just two turnovers.



## NATIONAL RECRUITING RANKINGS

- **#8** on the SI99 All-American list
- **247Sports** ★★★★★ **#14** nation **#1 PG**
- **ESPN** ★★★★★ **#15** nation **#8 SF**
- **247Composite** ★★★★★ **#17** nation **#2 PG**
- **Rivals** ★★★★★ **#19** nation **#5 SG**

- Led ARK in Pts: ..... 2
- Led ARK in Rebs: ..... 1
- Led ARK in Assists: ..... 10
- Led ARK in Steals: ..... 6
- Led ARK in Blocked Shots: ..... 2
- Double-figure Pts: ..... 8
- Double-figure Rebs: ..... 0
- 20-pt gms - 30-pt gms: ..... 2 - 0
- Gms with a 3PT Made: ..... 8
- Gms with 3+ 3PT Made: ..... 1
- Gms with 3+ Assists: ..... 10
- Gms with 3+ Steals: ..... 2
- Gms with 3+ Blks: ..... 0
- Gms with 5+ Rebs: ..... 6

## BLACKS' PERSONAL BESTS

- POINTS**  
Season: 26 (2x) LAST vs Creighton (11/22/22)  
SEC: 7 at LSU (12/28/22)
- FG MADE**  
Season: 10 vs Creighton (11/22/22)  
SEC: 3 at LSU (12/28/22)
- FG ATTEMPTED**  
Season: 18 vs Creighton (11/22/22)  
SEC: 8 at LSU (12/28/22)
- 3-POINT FG MADE**  
Season: 3 vs Louisville (11/21/22)  
SEC: --
- 3-PT FG ATTEMPTS**  
Season: 6 vs Fordham (11/11/22)  
SEC: 3 at LSU (12/28/22)
- FT MADE**  
Season: 9 vs San Diego State (11/23/22)  
SEC: 1 at LSU (12/28/22)
- FT ATTEMPTED**  
Season: 11 vs Bradley (12/17/22)  
SEC: 2 at LSU (12/28/22)
- REBOUNDS**  
Season: 8 (2x) LAST vs LSU (12/28/22)  
SEC: 8 at LSU (12/28/22)
- ASSISTS**  
Season: 6 (3x) LAST vs San Jose State (12/03/22)  
SEC: 4 at LSU (12/28/22)
- STEALS**  
Season: 4 vs South Dakota State (11/16/22)  
SEC: 1 at LSU (12/28/22)
- BLOCKED SHOTS**  
Season: 2 vs Bradley (12/17/22)  
SEC: --
- MINUTES**  
Season: 40:00 (2x) LAST vs LSU (12/28/22)  
SEC: 40:00 at LSU (12/28/22)

ANTHONY BLACK 2022-23 GAME STATS																			
Opponent	Date	GS	Min	FG	FGA	Pct	3FG	3A	Pct	FT	FTA	Pct	O	D	Tot	Avg	PF	FO	A
NORTH DAKOTA ST.	11/07/22	*	30	1	7	.143	0	0	.000	1	2	.500	0	7	7	7.0	3	0	3
FORDHAM	11/11/22	*	24	3	8	.375	1	6	.167	3	4	.750	2	4	6	6.5	2	0	0
SOUTH DAKOTA ST.	11/16/22	*	30	2	3	.667	1	2	.500	0	0	.000	1	4	5	6.0	1	0	5
vs Louisville	11/21/22	*	35	9	11	.818	3	5	.600	5	5	1.000	1	2	3	5.3	3	0	6
vs Creighton	11/22/22	*	38	10	18	.556	1	3	.333	5	7	.714	3	3	6	5.4	3	0	6
vs San Diego St.	11/23/22	*	39	3	11	.273	0	2	.000	9	10	.900	1	4	5	5.3	2	0	1
TROY	11/28/22	*	40	5	8	.625	2	4	.500	2	4	.500	1	7	8	5.7	1	0	3
SAN JOSE ST.	12/03/22	*	32	3	5	.600	1	1	1.000	1	1	1.000	1	3	4	5.5	2	0	6
UNC GREENSBORO	12/06/22	*	33	4	8	.500	2	4	.500	1	3	.333	1	4	5	5.4	3	0	2
vs Oklahoma	12/10/22	*	35	4	4	1.000	0	0	.000	0	0	.000	1	3	4	5.3	1	0	5
vs Bradley	12/17/22	*	38	4	7	.571	0	1	.000	7	11	.636	1	2	3	5.1	1	0	4
UNC ASHEVILLE	12/21/22	*	25	2	7	.286	2	5	.400	4	6	.667	0	3	3	4.9	3	0	3
at LSU	12/28/22	*	40	3	8	.375	0	3	.000	1	2	.500	4	4	8	5.2	1	0	4
Totals		13	439	53	105	.505	13	36	.361	39	55	.709	17	50	67	5.2	26	0	48

## ANTHONY BLACK CAREER STATISTICS

Year	GP	GS	Min	Avg	FG	FGA	Pct	3FG	3FGA	Pct	FT	FTA	Pct	Off	Def	Tot	Avg	PF	FO	Ast	TO	Blk	Stl	Pts	Avg
2022-23	13	13	439	33.8	53	105	.505	13	36	.361	39	55	.709	17	50	67	5.2	26	0	48	36	7	23	158	12.2



# 1 RICKY COUNCIL IV

G | Jr. | 6-6 | 205 | Durham, N.C. | Southern Durham HS / Wichita State

[@rickythe4th](#)  
[@c4\\_hoops](#)

Including 2022-23, has **THREE** years of collegiate eligibility  
Major: Recreation & Sport Management  
Born on Aug. 3, 2001 in Durham, N.C.  
The son of Rick and Ruth Council - has 2 older brothers, Ricky II & Ricky III



## DOUBLE-DOUBLES (2)

SOPHOMORE (at WSU)	(2)
02/02/22 • TULANE	12 pts 15 reb
02/20/22 • HOUSTON	17 Pts 10 reb

Was the **2022 American Athletic Conference Sixth Man of the Year** and made the **2021 AAC All-Freshman Team** ... Played two seasons at Wichita State and will have three years of eligibility remaining ... Was teammates with former Razorback Trey Wade at Wichita State in 2020-21 and the duo helped the Shockers win the AAC regular-season title and earn an NCAA Tournament berth.

- Has led Arkansas in scoring a team-best five times ... Has scored in double digits in 12 of 13 games
- IN THE SEC: 1st Minutes (35:40; 30th NCAA) • 2nd in FG Made (85; 85th NCAA) • 3rd PPG (17.9; 63rd NCAA) •
- Named the SEC PLAYER OF THE WEEK (Dec. 5) ... Averaged 22.0 points (70% FG and 8-8 FT) in wins over Troy and San Jose State
- Has played all 40 minutes in regulation three times and all 20 minutes of a half 12 times.

### 2022-23 HIGHLIGHTS:

- FORDHAM: Led the team in scoring (15 points) ... For the first time in his career, saw action at point guard and responded with a **career-high seven assists**.
- LOUISVILLE: Had 15 points while **tying his career high with four steals and making 3 3-pointers**.
- CREIGHTON: Scored a season-high 24 points, attempting a career-high 19 shots, while playing all 40 minutes.
- SAN DIEGO STATE: Played 41:03 in the overtime win ... Scored 18 of his 19 points after halftime, including five of the Hogs' 1 overtime points.
- **SEC PLAYER OF THE WEEK (Dec. 5):** Versus Troy, scored a **game-high 27 (also his second-best career effort)** ... Had 19 points in the second half as Arkansas erased a two-point halftime deficit ... **Scored 11 points in a decisive 17-0 run** (all told, scored 13 in a 19-3 run to end the game) ... Made a career-high 12 field goals ... Versus San Jose State, scored 17 points and only missed one shot attempt (5-of-6 FG; 1-1 PT, 6-6 FT) ... Up three with 17:27 left, Arkansas went on a 23-7 runs with Council scoring all 10 of his second-half points ... Added three steals.
- OKLAHOMA: Scored a game-high 26 points - with three highlight reel dunks - and tied for the team lead with five assists.
- @ LSU: Had a **season-high six rebounds** and tied a season high with 19 field goal attempts



- Led his team in Pts (ARK): ..... 18 (7)
- Led his team in Rebs (ARK): ..... 7 (0)
- Led his team in Assists (ARK): ..... 4 (2)
- Double-figure Pts (ARK): ..... 33 (11)
- Double-figure Rebs (ARK): ..... 2 (0)
- Double-Doubles (ARK): ..... 2 (0)
- 20-pt gms (ARK): ..... 8 (4)
- 30-pt or more gms (ARK): ..... 1 (0)
- Gms with a 3PT Made (ARK): ..... 37 (10)
- Gms with 3+ 3PT Made (ARK): ..... 4 (1)
- Gms with 3+ Assists (ARK): ..... 12 (4)
- Gms with 3+ Blks (ARK): ..... 0 (0)
- Gms with 3+ Steals (ARK): ..... 8 (3)
- Gms with 5+ Rebs (ARK): ..... 25 (1)

### COUNCIL'S PERSONAL BESTS

#### POINTS

Season: 27	vs Troy (11/28/22)
Career: 31	vs UCF (01/26/22)
SEC: 13	at LSU (12/28/22)

#### FG MADE

Season: 12	vs Troy (11/28/22)
Career: 12	vs Troy (11/28/22)
SEC: 5	at LSU (12/28/22)

#### FG ATTEMPTED

Season: 19 (2x)	LAST at LSU (12/28/22)
Career: 19	vs Creighton (11/22/22)
SEC: 19	at LSU (12/28/22)

#### 3-POINT FG MADE

Season: 3	vs Louisville (11/21/22)
Career: 3 (4x)	LAST vs Louisville (11/21/22)
SEC: 1	at LSU (12/28/22)

#### 3-PT FG ATTEMPTS

Season: 7	vs Louisville (11/21/22)
Career: 7 (3x)	LAST vs Louisville (11/21/22)
SEC: 5	at LSU (12/28/22)

#### FT MADE

Season: 7 (2x)	LAST vs Bradley (12/17/22)
Career: 16	vs UCF (01/26/22)
SEC: 2	at LSU (12/28/22)

#### FT ATTEMPTED

Season: 11	vs San Diego State (11/23/22)
Career: 20	vs UCF (01/26/22)
SEC: 5	at LSU (12/28/22)

#### REBOUNDS

Season: 6	at LSU (12/28/22)
Career: 15	vs Tulane (01/12/22)
SEC: 6	at LSU (12/28/22)

#### ASSISTS

Season: 7	vs Fordham (11/11/22)
Career: 7	vs Fordham (11/11/22)
SEC: --	

#### STEALS

Season: 4	vs Louisville (11/21/22)
Career: 4 (2x)	LAST vs Louisville (11/21/22)
SEC: 3	at LSU (12/28/22)

#### BLOCKED SHOTS

Season: 1	vs North Dakota State (11/07/22)
Career: 2 (2x)	last at Tulane (01/29/22)
SEC: --	

#### MINUTES

Season: 41:03	vs San Diego State (11/23/22)
Career: 48:16	Houston (02/20/22)
SEC: 40:00	at LSU (12/28/22)

### RICKY COUNCIL IV 2022-23 GAME STATS

Opponent	Date	GS	Min	FG	FGA	Pct	3FG	3A	Pct	FT	FTA	Pct	O	D	Tot	Avg	PF	FO	A	TO	Blk	Stl	Pts	Avg	
NORTH DAKOTA ST.	11/07/22	*	36	9	14	.643	1	2	.500	3	6	.500	1	2	3	3.0	1	0	2	1	1	1	22	22.0	
FORDHAM	11/11/22	*	37	5	12	.417	1	3	.333	4	4	1.000	1	3	4	3.5	2	0	7	2	0	2	15	18.5	
SOUTH DAKOTA ST.	11/16/22	*	30	8	12	.667	1	4	.250	2	3	.667	0	2	2	3.0	2	0	2	3	1	1	19	18.7	
vs Louisville	11/21/22	*	35	6	13	.462	3	7	.429	0	0	.000	1	2	3	3.0	1	0	3	4	0	4	15	17.8	
vs Creighton	11/22/22	*	40	9	19	.474	2	6	.333	4	4	1.000	1	2	3	3.0	3	0	3	1	0	2	24	19.0	
vs San Diego St.	11/23/22	*	41	6	19	.316	0	3	.000	7	11	.636	1	2	3	3.0	3	0	4	3	0	2	19	19.0	
TROY	11/28/22	*	39	12	18	.667	1	4	.250	2	2	1.000	2	1	3	3.0	2	0	0	2	0	1	27	20.1	
SAN JOSE ST.	12/03/22	*	26	5	6	.833	1	1	1.000	6	6	1.000	0	3	3	3.0	1	0	1	3	0	3	17	19.8	
UNC GREENSBORO	12/06/22	*	37	1	7	.143	0	3	.000	6	6	1.000	0	3	3	3.0	3	0	2	3	0	0	8	18.4	
vs Oklahoma	12/10/22	*	40	10	15	.667	1	2	.500	5	7	.714	0	2	2	2.9	1	0	5	1	0	1	26	19.2	
vs Bradley	12/17/22	*	36	4	10	.400	1	3	.333	7	8	.875	0	2	2	2.8	2	0	2	2	0	2	16	18.9	
UNC ASHEVILLE	12/21/22	*	25	5	10	.500	0	1	.000	2	2	1.000	1	1	2	2.8	2	0	2	1	0	1	12	18.3	
at LSU	12/28/22	*	40	5	19	.263	1	5	.200	2	5	.400	4	2	6	3.0	1	0	0	2	0	3	13	17.9	
Totals			13	462	85	174	.489	13	44	.295	50	64	.781	12	27	39	3.0	24	0	33	28	2	23	233	17.9

### RICKY COUNCIL IV CAREER STATISTICS

Year	GP	GS	Min	Avg	FG	FGA	Pct	3FG	3FGA	Pct	FT	FTA	Pct	Off	Def	Tot	Avg	PF	FO	Ass	TO	Blk	Stl	Pts	Avg
2020-21 (WSU)	21	1	327	15.6	51	121	.422	12	27	.444	35	55	.636	16	56	72	3.4	18	0	20	23	3	6	149	7.1
2021-22 (WSU)	28	8	744	26.6	110	252	.437	26	85	.306	90	106	.849	36	115	151	5.4	38	2	45	60	14	32	336	12.0
2022-23 (ARK)	13	13	462	35.5	85	174	.489	13	44	.295	50	64	.781	12	27	39	3.0	24	0	33	28	2	23	233	17.9
<b>CAREER</b>	<b>62</b>	<b>22</b>	<b>1533</b>	<b>24.7</b>	<b>246</b>	<b>547</b>	<b>.450</b>	<b>51</b>	<b>156</b>	<b>.327</b>	<b>175</b>	<b>225</b>	<b>.778</b>	<b>64</b>	<b>198</b>	<b>262</b>	<b>4.2</b>	<b>80</b>	<b>2</b>	<b>98</b>	<b>111</b>	<b>19</b>	<b>61</b>	<b>718</b>	<b>11.6</b>

2

## TREVON BRAZILE

F | So. (3) | 6-10 | 212 | Springfield, Mo. | Kickapoo HS / Missouri

@trevonbrazile2

@thetrevonbrazile

Including 2022-23, has **THREE** years of collegiate eligibility

Major: Communications

Born on Jan. 7, 2002 in Springfield, Mo.

The son of Phillip Brazile and Melissa Baldwin



## DOUBLE-DOUBLES (2)


SOPHOMORE (at ARK)	(2)
11/07/22 • NORTH DAKOTA STATE	21 pts 12 reb
11/16/22 • SOUTH DAKOTA STATE	13 pts 10 reb

Trevon Brazile (*pronounced Trev-In "Brazil"*) played his freshman season (2021-22) at Missouri and has three remaining years of eligibility ... Ranked third in the SEC (47th in the NCAA) in blocked shots (1.92 avg).

- Suffered a season-ending knee (ACL) injury in the first half of the UNC Greensboro game.

## 2022-23 HIGHLIGHTS:

- NORTH DAKOTA STATE: In the season opener, recorded his **first career double-double** with a then career-high 21 points and a **career-high 12 rebounds** ... Was 7-of-14 FG and made a **career-high 3-of-6 3PT** ... Was also 4-of-5 FT.
- SOUTH DAKOTA STATE: Posted his **second career double-double** with 13 points (5-9 FG • 1-1 3PT • 2-2 FT) and 10 rebounds.
- CREIGHTON: Scored 17 making a career-high seven FG with a season-high three blocked shots.
- SAN DIEGO STATE: **For the first time in his career, led his team in scoring, pumping in 20** with nine rebounds ... For the third time this season, **tied his career high** with three 3's made ... Also played a **career-high 40:05 minutes** ... **Scored 18 of his 20 after halftime**, including 16 in the second half (4-of-7 FG • 3-of-4 3PT • 5-of-6 FT) ... **Tied his career high with two steals, one coming with Arkansas down two with seven seconds left** to set-up the game-tying basket.
- SAN JOSE STATE: For the second time in his career, led his team in scoring with a **career-high 23 points** ... Was 8-of-9 from the field (1-2 3PT) and 6-of-8 FT with five rebounds, two assists and two blocked shots ... Also had career highs in FG made (8) and FT made (6).



- Led his team in Pts (ARK): ..... 2 (2)
- Led his team/ARK in Rebs: ..... 12 (5)
- Led his team/ARK in Blk Shots: ..... 25 (5)
- Double-figure Pts (ARK): ..... 9 (4)
- Double-figure Rebs (ARK): ..... 3 (2)
- 20-pt gms – 30-pt gms: (ARK) ..... 3 (2) - 0
- Gms with a 3PT Made (ARK): ..... 15 (5)
- Gms with 3+ 3PT Made (ARK): ..... 3 (3)
- Gms with 3+ Blks (ARK): ..... 6 (1)
- Gms with 5+ Rebs (ARK): ..... 20 (6)

## BRAZILE'S PERSONAL BESTS

## POINTS

Season: 23	vs San Jose State (12/03/22)
<b>Career: 23</b>	<b>vs San Jose State (12/03/22)</b>
SEC: 11	at LSU (02/26/22)

## FG MADE

Season: 8	vs San Jose State (12/03/22)
<b>Career: 8</b>	<b>vs San Jose State (12/03/22)</b>
SEC: 5	at LSU (02/26/22)

## FG ATTEMPTED

Season: 14 (3x)	LAST vs San Diego State (11/23/22)
<b>Career: 14 (2x)</b>	<b>LAST vs San Diego State (11/23/22)</b>
SEC: 9	at LSU (02/26/22)

## 3-POINT FG MADE

Season: 3 (3x)	LAST vs San Diego State (11/23/22)
<b>Career: 3 (3x)</b>	<b>LAST vs San Diego State (11/23/22)</b>
SEC: 1 (7x)	vs Georgia (03/05/22)

## 3-PT FG ATTEMPTS

Season: 8	vs San Diego State (11/23/22)
<b>Career: 8</b>	<b>vs San Diego State (11/23/22)</b>
SEC: 2	at Georgia (02/02/22)

## FT MADE

Season: 6	vs San Jose State (12/03/22)
<b>Career: 6</b>	<b>vs San Jose State (12/03/22)</b>
SEC: 3	vs Tennessee (02/22/22)

## FT ATTEMPTED

Season: 8 (2x)	LAST vs San Jose State (12/03/22)
<b>SEC: 8 (2x)</b>	<b>LAST vs San Jose State (12/03/22)</b>
Career: 7	vs Ole Miss (03/09/22)

## REBOUNDS

Season: 12	vs North Dakota State (11/07/22)
<b>Career: 12</b>	<b>vs North Dakota State (11/07/22)</b>
SEC: 10	vs Georgia (03/05/22)

## ASSISTS

Season: 2	vs San Jose State (12/03/22)
<b>Career: 3</b>	<b>vs Alabama (01/08/22)</b>
SEC: 3	vs Alabama (01/08/22)

## STEALS

Season: 2 (2x)	LAST vs Troy (11/28/22)
<b>Career: 2 (5x)</b>	<b>LAST vs Troy (11/28/22)</b>
SEC: 2	vs Texas A&M (01/15/22)

## BLOCKED SHOTS

Season: 3	vs Creighton (11/22/22)
<b>Career: 6</b>	<b>vs Illinois (12/22/21)</b>
SEC: 4 (2x)	vs Georgia (03/05/22)

## MINUTES

Season: 40:05	vs San Diego State (11/23/22)
<b>Career: 40:05</b>	<b>vs San Diego State (11/23/22)</b>
SEC: 28:23	at LSU (02/26/22)

## TREVON BRAZILE 2022-23 GAME STATS

Opponent	Date	GS	Min	FG	FGA	Pct	3FG	3A	Pct	FT	FTA	Pct	O	D	Tot	Avg	PF	FO	A	TO	Blk	Stl	Pts	Avg
NORTH DAKOTA ST.	11/07/22	32	7	14	.500	3	6	.500	4	5	.800	1	11	12	12.0	2	0	1	2	1	0		21	21.0
FORDHAM	11/11/22	32	3	7	.429	0	2	.000	2	3	.667	4	4	8	10.0	3	0	1	2	1	1		8	14.5
SOUTH DAKOTA ST.	11/16/22	29	5	9	.556	1	1	1.000	2	2	1.000	2	8	10	10.0	3	0	2	4	2	1		13	14.0
vs Louisville	11/21/22	14	0	2	.000	0	2	.000	1	2	.500	0	2	2	8.0	3	0	0	2	0	1		1	10.8
vs Creighton	11/22/22	32	7	14	.500	3	5	.600	0	1	.000	1	5	6	7.6	5	1	2	1	3	1		17	12.0
vs San Diego St.	11/23/22	40	6	14	.429	3	8	.375	5	8	.625	0	9	9	7.8	3	0	0	1	0	2		20	13.3
TROY	11/28/22	25	1	5	.200	0	2	.000	1	2	.500	0	0	0	6.7	2	0	1	5	0	2		3	11.9
SAN JOSE ST.	12/03/22	30	8	9	.889	1	2	.500	6	8	.750	0	5	5	6.5	2	0	2	2	2	1		23	13.3
UNC GREENSBORO	12/06/22	9	0	3	.000	0	1	.000	0	0	.000	1	1	2	6.0	0	0	0	1	2	0		0	11.8
vs Oklahoma	12/10/22	DNP-Inj																						
vs Bradley	12/17/22	DNP-Inj																						
UNC ASHEVILLE	12/21/22	DNP-Inj																						
at LSU	12/28/22	DNP-Inj																						
Totals		0	243	37	77	.481	11	29	.379	21	31	.677	9	45	54	6.0	23	1	9	20	11	9	106	11.8

## TREVON BRAZILE CAREER STATISTICS

Year	GP	GS	Min	Avg	FG	FGA	Pct	3FG	3FGA	Pct	FT	FTA	Pct	Off	Def	Tot	Avg	PF	FO	Asst	TO	Blk	Stl	Pts	Avg
2021-22 (MISSOURI)	24	22	507	21.1	57	105	.543	10	31	.323	27	46	.587	28	92	120	5.0	30	0	18	27	46	10	151	6.3
2022-23 (ARK)	9	0	243	27.0	37	77	.481	11	29	.379	21	31	.677	9	45	54	6.0	23	1	9	20	11	9	106	11.8
<b>CAREER</b>	<b>33</b>	<b>22</b>	<b>750</b>	<b>22.7</b>	<b>94</b>	<b>182</b>	<b>.516</b>	<b>21</b>	<b>60</b>	<b>.350</b>	<b>48</b>	<b>77</b>	<b>.623</b>	<b>37</b>	<b>137</b>	<b>174</b>	<b>5.3</b>	<b>53</b>	<b>1</b>	<b>27</b>	<b>47</b>	<b>57</b>	<b>10</b>	<b>257</b>	<b>7.8</b>



3

**NICK SMITH JR.**

G | Fr. | 6-5 | 185 | Jacksonville, Ark. | North Little Rock HS

@ntsmith1402

@lif3nick

Including 2022-23, has **FOUR** years of collegiate eligibility  
Major: Recreation a& Sport Management  
Born on April 18, 2004 in Jacksonville, Ark.  
The son of Nicholas Sr. and Candace Smith

**SMITH'S PRESEASON HONORS**

- John R. Wooden Award Preseason Watch List
- NABC Division I Player of the Year Watch List
- Jersey Mike's Naismith Trophy Men's Player of the Year Preseason Watch List
- Jerry West Award Watch List

- All-American: 2nd team (CBSsports.com) - 3rd team (Sporting News) - 4th team (Blue Ribbon Magazine)
- National Newcomer of the Year (Blue Ribbon Magazine)
- National Freshman of the Year (CBSsports.com)
- Jay Bilas Preseason Freshman All-America Team (ESPN.com)
- #1 on ESPN.com national Impact Newcomer list
- #2 on national Impact Freshmen lists by Andy Katz/NCAA.com and CBSsports.com
- SEC Freshman of the Year: CBSsports.com and Blue Ribbon Magazine
- First Team All-SEC: SEC media - SEC coaches - Blue Ribbon Magazine

**2022 USA TODAY National High School Boy's Basketball Player of the Year**

- The **overall top rated high school prospect by 247Sports** and consensus top-3 player in the country  
- *Top rated combo guard in the nation (247Sports)* - *Top rated point guard in the nation (Rivals)* - *Top rated shooting guard in the nation (ESPN)*
- Played in the **McDonald's All-American** and was co-MVP at the **Jordan Brand Classic** 27 points (5-of-7 3PT)
- 1 of the top 3-highest rated players to ever sign with Arkansas trailing Corliss Williamson (ranked #1 or #2 by all the recruiting services) and Al Jefferson (ranked #3 by 247Sports and #4 by Rivals in 2004).

- Named the **CBS Sports/USBWA National Freshman of the Week (Dec. 13)** and **Dick Vitale's "Diaper Dandy" Star of the Week (Dec. 12)**
- Named **SEC co-Freshman of the Week (Dec. 12)**

**2022-23 HIGHLIGHTS:**

- TROY: After missing the first six games due to injury, saw his first official collegiate action (playing on the condition of minutes restriction) ... Checked in at 14:08 and played six full minutes but did not re-enter the game.
- SAN JOSE STATE: In his first meaningful action (and start), scored 16 points (3-of-5 3PT) with five assists and zero turnovers.
- Named **SEC co-FRESHMAN OF THE WEEK** • **CBS/USBWA NATIONAL FRESHMAN OF THE WEEK** • **DICK VITALE "DIAPER DANDY" STAR OF THE WEEK** ... Scored 22 of Arkansas' 65 points (34%) versus **UNC Greensboro**, including 16 in the second half in the come-from-behind win ... Was 9-of-11 at the line and led the team with three assists ... Had a steal and old-fashion 3-point play late in the game to propel the Hogs to the win ... **Versus Oklahoma**, scored 21 points, including 11 in the second half as Arkansas outscored the Sooners 45-38 ... All 11 of his second-half points came in a 26-15 run as the Hogs went from up five to up 14.

Consensus Top 6 pick on the 2023 NBA mock draft websites, including most predicting him as the #1 college player selected.

**NATIONAL RECRUITING RANKINGS**

- #2 on the **SI99 All-American list**
- **247Sports** ★★★★★ #1 nation #1 CG
- **Rivals** ★★★★★ #2 nation #1 PG
- **ESPN** ★★★★★ #3 nation #1 SG
- **247Composite** ★★★★★ #3 nation #2 CG

- Led ARK in Pts: .....1
- Led ARK in Rebs: .....0
- Led ARK in Assists: .....1
- Led ARK in Steals: .....0
- Double-figure Pts:.....3
- Double-figure Rebs:.....0
- 20-pt gms - 30-pt gms:.....2 - 0
- Gms with a 3PT Made:.....3
- Gms with 3+ 3PT Made:.....2
- Gms with 3+ Assists:.....2
- Gms with 3+ Steals:.....0
- Gms with 3+ Blks:.....0
- Gms with 5+ Rebs:.....0

**NICK SMITH JR. 2022-23 GAME STATS**

Opponent	Date	GS	Min	FG	FGA	Pct	3FG	3A	Pct	FT	FTA	Pct	O	D	Tot	Avg	PF	FO	A	T	Blk	Stl	Pts	Avg
NORTH DAKOTA ST.	11/07/22	DNP-Inj																						
FORDHAM	11/11/22	DNP-Inj																						
SOUTH DAKOTA ST.	11/16/22	DNP-Inj																						
vs Louisville	11/21/22	DNP-Inj																						
vs Creighton	11/22/22	DNP-Inj																						
vs San Diego St.	11/23/22	DNP-Inj																						
TROY	11/28/22		6	0	2	.000	0	1	.000	0	0	.000	1	0	1	1.0	0	0	0	0	0	0	0	0.0
SAN JOSE ST.	12/03/22	*	24	6	14	.429	3	5	.600	1	2	.500	0	1	1	1.0	1	0	5	0	0	0	16	8.0
UNC GREENSBORO	12/06/22	*	39	6	14	.429	1	5	.200	9	11	.818	0	4	4	2.0	1	0	3	2	1	1	22	12.7
vs Oklahoma	12/10/22	*	30	8	16	.500	1	5	.200	4	4	1.000	0	2	2	2.0	3	0	1	2	0	1	21	14.8
vs Bradley	12/17/22	*	21	1	8	.125	1	4	.250	2	2	1.000	1	0	1	1.8	1	0	0	2	0	1	5	12.8
UNC ASHEVILLE	12/21/22	DNP-Inj																						
at LSU	12/28/22	DNP-Inj																						
Totals		4	120	21	54	.389	6	20	.300	16	19	.842	2	7	9	1.8	6	0	9	6	1	3	64	12.8

**SMITH'S PERSONAL BESTS**

- POINTS**  
Season: 22 vs UNC Greensboro (12/06/22)  
**SEC:**
- FG MADE**  
Season: 8 vs Oklahoma (12/10/22)  
**SEC:**
- FG ATTEMPTED**  
Season: 16 vs Oklahoma (12/10/22)  
**SEC:**
- 3-POINT FG MADE**  
Season: 3 vs San Jose State (12/03/22)  
**SEC:**
- 3-PT FG ATTEMPTS**  
Season: 5 (2x) LAST vs UNC Greensboro (12/06/22)  
**SEC:**
- FT MADE**  
Season: 9 vs UNC Greensboro (12/06/22)  
**SEC:**
- FT ATTEMPTED**  
Season: 11 vs UNC Greensboro (12/06/22)  
**SEC:**
- REBOUNDS**  
Season: 4 vs UNC Greensboro (12/06/22)  
**SEC:**
- ASSISTS**  
Season: 5 vs San Jose State (12/03/22)  
**SEC:**
- STEALS**  
Season: 1 vs UNC Greensboro (12/06/22)  
**SEC:**
- BLOCKED SHOTS**  
Season: 1 vs UNC Greensboro (12/06/22)  
**SEC:**
- MINUTES**  
Season: 38:53 vs UNC Greensboro (12/06/22)  
**SEC:**

**NICK SMITH JR. CAREER STATISTICS**

Year	GP	GS	Min	Avg	FG	FGA	Pct	3FG	3FGA	Pct	FT	FTA	Pct	Off	Def	Tot	Avg	PF	FO	Ast	TO	Blk	Stl	Pts	Avg
2022-23	5	4	120	24.0	21	54	.389	6	20	.300	16	19	.842	2	7	9	1.8	6	0	9	6	1	3	64	12.8

4

## DAVONTE "DEVO" DAVIS

G | Jr. | 6-4 | 185 | Jacksonville, Ark. | Jacksonville HS

@MrDevoBuckets

@devofor3

Including 2022-23, has **THREE** years of collegiate eligibility  
Major: Recreation & Sport Management  
Born on Sept. 24, 2001, in Jacksonville, Ark.  
The son Terrie Davis and grandson of Yvette Davis



## DOUBLE-DOUBLES (1)

**JUNIOR** (1)  
12/06/22 • UNC GREENSBORO 10 pts 10 reb

Named to the **SEC First-Year Academic Honor Roll** (2020-21), the **2021-22 SEC Winter Academic Honor Roll** and the **2022-23 SEC Winter Academic Honor Roll**.

Made the **Department's Honor Roll** (3.0-3.49 GPA) for **Fall 2020**, **Spring 2021**, **Fall of 2021** and **Fall 2022**.

## THE ONLY CURRENT RAZORBACK PLAY IN EACH OF ARKANSAS' BACK-TO-BACK ELITE 8 RUNS.

"DEVO IS PLAYING ELITE DEFENSE RIGHT NOW," HEAD COACH ERIC MUSSELMAN

• Was 2-of-23 from 3-point range in games 1-11 but is 4-of-12 from deep the last three games

## 2022-23 HIGHLIGHTS:

- NORTH DAKOTA ST: Scored 18 and was +20
- FORDHAM: Dished out five assists and with three steals.
- SOUTH DAKOTA ST: For the eighth time in his career, made multiple 3-pointers (7 times with 2 triples made and once with 4)
- LOUISVILLE: Played a key role in holding El Ellis to 11 points on 4-of-16 shooting.
- UNC: Recorded his **first career double-double** with 10 points and a **career-high 10 rebounds** (9 defensive) ... Tied his season high with three steals.
- BRADLEY: Tied his career high with five steals, led the team with seven rebounds and dished out three assists.
- @ LSU: Led the Razorbacks with 16 points ... **Played a career-high 39:52**, including all 20 minutes in the second half ... Added six rebounds, two assists and two steals.



- Led the Razorbacks in Pts:..... 5
- Led the Razorbacks in Rebs:..... 3
- Led the Razorbacks in Assists:..... 16
- Led the Razorbacks in Steals:..... 16
- Double-figure Pts:..... 32
- Double-figure Rebs:..... 1
- Double-Doubles:..... 1
- 20-pt gms:..... 2
- Gms with a 3PT FG:..... 16
- Gms with 3+ 3PT FG:..... 1
- Gms with 3+ Assists:..... 28
- Gms with 3+ Steals:..... 7
- Gms with 5+ Rebs:..... 29

## DAVIS' PERSONAL BESTS

## POINTS

Season: 18 vs North Dakota State (11/07/22)  
SEC: 20 vs Georgia (01/09/21)  
Career: 26 vs Oklahoma (12/11/21)

## FG MADE

Season: 6 vs North Dakota State (11/07/22)  
Career: 9 (2x) vs Oklahoma (12/11/21)  
SEC: 9 vs Georgia (01/09/21)

## FG ATTEMPTED

Season: 18 at LSU (12/28/22)  
Career: 21 vs Oklahoma (12/11/21)  
SEC: 18 at LSU (12/28/22)

## 3-POINT FG MADE

Season: 2 (2x) LAST at LSU (12/28/22)  
Career: 4 vs Oklahoma (12/11/21)  
SEC: 2 (5x) at LSU (12/28/22)

## 3-PT FG ATTEMPTS

Season: 8 at LSU (12/28/22)  
Career: 8 (2x) LAST at LSU (12/28/21)  
SEC: 8 at LSU (12/28/22)

## FT MADE

Season: 6 vs North Dakota State (11/07/22)  
Career: 9 at Texas A&M (01/08/22)  
SEC: 9 at Texas A&M (01/08/22)

## FT ATTEMPTED

Season: 8 vs North Dakota State (11/07/22)  
Career: 10 at Texas A&M (01/08/22)  
SEC: 10 at Texas A&M (01/08/22)

## REBOUNDS

Season: 10 vs UNC Greensboro (12/06/22)  
Career: 10 vs UNC Greensboro (12/06/22)  
SEC: 8 (3x) last at LSU (01/15/22)

## ASSISTS

Season: 5 (2x) LAST vs Louisville (11/21/22)  
Career: 8 vs Charlotte (12/07/21)  
SEC: 7 at Texas A&M (01/08/22)

## STEALS

Season: 5 vs Bradley (12/17/22)  
Career: 5 (2x) LAST vs Bradley (12/17/22)  
SEC: 5 vs Auburn (02/08/22)

## BLOCKED SHOTS

Season: 1 vs North Dakota State (11/07/22)  
Career: 2 vs Colgate (03/19/21)  
SEC: 1 (3x) last at Missouri (02/13/21)

## MINUTES

Season: 39:52 vs LSU (12/28/22)  
Career: 39:52 vs LSU (12/28/22)  
SEC: 39:52 at LSU (12/28/22)

## DAVONTE DAVIS 2022-23 GAME STATS

Opponent	Date	GS	Min	FG	FGA	Pct	3FG	3A	Pct	FT	FTA	Pct	O	D	Tot	Avg	PF	FO	A	TO	Blk	Stl	Pts	Avg	
NORTH DAKOTA ST.	11/07/22	*	39	6	14	.429	0	2	.000	6	8	.750	0	6	6	6.0	1	0	0	5	1	2	18	18.0	
FORDHAM	11/11/22	*	29	3	12	.250	0	3	.000	1	2	.500	0	3	3	4.5	1	0	5	1	0	3	7	12.5	
SOUTH DAKOTA ST.	11/16/22	*	33	5	10	.500	2	5	.400	1	2	.500	0	2	2	3.7	1	0	3	1	0	1	13	12.7	
vs Louisville	11/21/22	*	31	1	4	.250	0	3	.000	0	0	.000	0	0	0	2.8	4	0	5	1	0	0	2	10.0	
vs Creighton	11/22/22	*	39	3	9	.333	1	4	.250	2	2	1.000	0	3	3	2.8	4	0	2	0	0	1	9	9.8	
vs San Diego St.	11/23/22	*	17	1	4	.250	0	2	.000	0	0	.000	1	1	2	2.7	0	0	1	1	0	0	2	8.5	
TROY	11/28/22	DNP																							
SAN JOSE ST.	12/03/22		23	0	2	.000	0	1	.000	0	0	.000	0	1	1	2.4	2	0	3	0	1	0	0	7.3	
UNC GREENSBORO	12/06/22		29	3	13	.231	0	3	.000	4	4	1.000	1	9	10	3.4	4	0	0	3	0	3	10	7.6	
vs Oklahoma	12/10/22		24	1	4	.250	0	0	.000	3	5	.600	1	1	2	3.2	3	0	2	0	0	1	5	7.3	
vs Bradley	12/17/22		30	3	9	.333	1	2	.500	0	0	.000	3	4	7	3.6	0	0	3	1	0	5	7	7.3	
UNC ASHEVILLE	12/21/22	*	28	3	5	.600	1	2	.500	2	2	1.000	1	1	2	3.5	1	0	3	2	0	0	9	7.5	
at LSU	12/28/22	*	40	7	18	.389	2	8	.250	0	0	.000	0	6	6	3.7	1	0	2	1	0	2	16	8.2	
Totals			8	362	36	104	.346	7	35	.200	19	25	.760	7	37	44	3.7	22	0	29	16	2	18	98	8.2

## DAVONTE DAVIS CAREER STATISTICS

Year	GP	GS	Min	Avg	FG	FGA	Pct	3FG	3FGA	Pct	FT	FTA	Pct	Off	Def	Tot	Avg	PF	FO	Ass	TO	Blk	Stl	Pts	Avg
2020-21	30	17	716	23.9	109	229	.476	2	13	.154	34	45	.756	36	98	134	4.5	70	0	64	48	5	35	254	8.5
2021-22	37	14	1021	27.6	114	266	.429	20	74	.270	58	82	.707	42	96	138	3.7	95	1	102	67	0	35	306	8.3
2022-23	12	8	362	30.2	36	104	.346	7	35	.200	19	25	.760	7	37	44	3.7	22	0	29	16	2	18	98	8.2
<b>CAREER</b>	<b>79</b>	<b>39</b>	<b>2099</b>	<b>26.6</b>	<b>259</b>	<b>599</b>	<b>.432</b>	<b>29</b>	<b>122</b>	<b>.238</b>	<b>111</b>	<b>152</b>	<b>.730</b>	<b>85</b>	<b>231</b>	<b>316</b>	<b>4.0</b>	<b>187</b>	<b>1</b>	<b>195</b>	<b>131</b>	<b>7</b>	<b>88</b>	<b>658</b>	<b>8.3</b>



5

## JOSEPH PINION

G | Fr. | 6-5 | 190 | Morrilton, Ark. | Morrilton HS

@josephpinion2

@josephpinion1

Including 2022-23, has **FOUR** years of collegiate eligibility

Major: TBA (Arts &amp; Sciences)

Born on Nov. 17, 2003 in Russellville, Ark.

The son of Craig and Gail Pinion

Made the **Department's Honor Roll** (3.0-3.49 GPA) for **Fall 2022**.

• McDonald's All-American Nominee

• Two-time (2021 and 2022) Arkansas Democrat-Gazette first team All-Arkansas Preps (all divisions)

• Games 1-11: 11 points / 3-9 FG / 1-4 3PT / 0 assists / 24 minutes


Game 12 vs UNCA: 10 points / 4-6 FG / 2-4 3PT / 3 assists / 19 minutes

## 2022-23 HIGHLIGHTS:

• FORDHAM: Scored his first collegiate points and added his first collegiate steal.

• SAN JOSE STATE: Had five points, making his first collegiate 3-pointer ... Added two rebounds

• UNCA: Had a breakout game with the absence of Nick Smith Jr. ... Posted season highs in points (10), assists (3), 3's made (2), FG made (4) and minutes (18:40)



## NATIONAL RECRUITING RANKINGS

• #95 on the SI99 All-American list

• 247Composite ★★★★★ #94 nation #23 SF

• ESPN ★★★★★ #89 nation #17 SG

• Rivals ★★★★★ #131 nation #33 SF

• 247Sports ★★★ #142 nation #32 SF

• Led ARK in Pts: ..... 0

• Led ARK in Rebs: ..... 0

• Led ARK in Assists: ..... 0

• Double-figure Pts:..... 1

• Double-figure Rebs:..... 0

• 20-pt gms - 30-pt gms:..... 0 - 0

• Gms with a 3PT Made:..... 2

• Gms with 3+ 3PT Made:..... 0

• Gms with 3+ Assists:..... 1

• Gms with 3+ Steals:..... 0

• Gms with 3+ Blks:..... 0

• Gms with 5+ Rebs:..... 0

## JOSEPH PINION 2022-23 GAME STATS

Opponent	Date	GS	Min	FG	FGA	Pct	3FG	3A	Pct	FT	FTA	Pct	O	D	Tot	Avg	PF	FO	A	TO	Blk	Stl	Pts	Avg
NORTH DAKOTA ST.	11/07/22	3	0	0	.000	0	0	.000	0	0	.000	0	0	0	0.0	1	0	0	0	0	0	0	0	0.0
FORDHAM	11/11/22	4	1	1	1.000	0	0	.000	0	0	.000	0	0	0	0.0	1	0	0	0	0	1	2	1.0	
SOUTH DAKOTA ST.	11/16/22	5	0	4	.000	0	3	.000	2	2	1.000	0	0	0	0.0	1	0	0	0	0	0	2	1.3	
vs Louisville	11/21/22	4	0	1	.000	0	0	.000	2	2	1.000	0	2	2	0.5	2	0	0	0	0	0	2	1.5	
vs Creighton	11/22/22	0	0	0	.000	0	0	.000	0	0	.000	0	0	0	0.4	0	0	0	0	0	0	0	1.2	
vs San Diego St.	11/23/22	DNP																						
TROY	11/28/22	2	0	0	.000	0	0	.000	0	0	.000	0	1	1	0.5	0	0	0	0	0	0	0	1.0	
SAN JOSE ST.	12/03/22	5	2	3	.667	1	1	1.000	0	0	.000	1	1	2	0.7	1	0	0	0	0	0	5	1.6	
UNC GREENSBORO	12/06/22	DNP																						
vs Oklahoma	12/10/22	DNP																						
vs Bradley	12/17/22	1	0	0	.000	0	0	.000	0	0	.000	0	1	1	0.8	0	0	0	0	0	0	0	1.4	
UNC ASHEVILLE	12/21/22	19	4	6	.667	2	4	.500	0	0	.000	0	1	1	0.8	0	0	3	0	0	1	10	2.3	
at LSU	12/28/22	2	0	1	.000	0	1	.000	0	0	.000	0	0	0	0.7	0	0	0	0	0	0	0	2.1	
Totals		0	45	7	16	.438	3	9	.333	4	4	1.000	1	6	7	0.7	6	0	3	0	2	21	2.1	

## PINION'S PERSONAL BESTS

## POINTS

Season: 10 vs UNC Asheville (12/21/22)

SEC: --

## FG MADE

Season: 4 vs UNC Asheville (12/21/22)

SEC: --

## FG ATTEMPTED

Season: 6 vs UNC Asheville (12/21/22)

SEC: 1 at LSU (12/28/22)

## 3-POINT FG MADE

Season: 2 vs UNC Asheville (12/21/22)

SEC: --

## 3-PT FG ATTEMPTS

Season: 4 vs UNC Asheville (12/21/22)

SEC: 1 at LSU (12/28/22)

## FT MADE

Season: 2 (2x) LAST vs Louisville (11/21/22)

SEC: --

## FT ATTEMPTED

Season: 2 (2x) LAST vs Louisville (11/21/22)

SEC: --

## REBOUNDS

Season: 2 vs San Jose State (12/03/22)

SEC: --

## ASSISTS

Season: 3 vs UNC Asheville (12/21/22)

SEC: --

## STEALS

Season: 1 (2x) vs UNC Asheville (12/21/22)

SEC: --

## BLOCKED SHOTS

Season: --

SEC: --

## MINUTES

Season: 18:40 vs UNC Asheville (12/21/22)

SEC: 2:20 at LSU (12/28/22)

## JOSEPH PINION CAREER STATISTICS

Year	GP	GS	Min	Avg	FG	FGA	Pct	3FG	3FGA	Pct	FT	FTA	Pct	Off	Def	Tot	Avg	PF	FO	Ast	TO	Blk	Stl	Pts	Avg
2022-23	10	0	45	4.5	7	16	.438	3	9	.333	4	4	1.000	1	6	7	0.7	6	0	3	0	0	2	21	2.1

# 11 JALEN GRAHAM

F | Sr. | 6-9 | 225 | Phoenix, Ariz. | Mountain Pointe HS / Arizona State

[@jalengrahamm5](#)  
[@jalengrahamm](#)

Including 2022-23, has **TWO** years of collegiate eligibility  
 Major: Sociology  
 Born on Born on April 4, 2001 in Le Grand, Calif.  
 The son Susie Graham



Joined the Razorback program after playing three seasons at Arizona State. Graham has two years of eligibility remaining ... Played in 73 career games at Arizona State, including 43 starts, and tallied 546 career points (7.0 avg.) with 315 career rebounds (4.4 avg.). He additionally recorded 90 blocked shots (1.2 per game).

•ON A 40-MINUTE BASIS: Team leader at 27.7 points and 12.8 rebounds

## 2022-23 HIGHLIGHTS:

- FORDHAM: Did not play in the opener and did not check into the Fordham game until the 11:29 mark of the second half ... Finished with 10 points (5-of-7 FG) with four rebounds and an assist in 11:21 minutes played.
- SOUTH DAKOTA STATE: Only played eight minutes but pulled down six rebounds – five defensive.
- SAN JOSE STATE: After playing just 27 minutes (and three DNP) with 20 points through the first seven games, made a huge impact playing 11:39 minutes – all in the second half ... Checked in at the 13:31 mark and the Hogs were up 14 ... **Scored 11 points (4-of-5 FG and 3-of-3 FT) in his 11:39 minutes played and the Hogs led by 37 when he checked out (1:52 left)** ... Added six rebounds - tying a season high
- UNCA: Led the Razorbacks in scoring (**first time to lead UA and just fourth time in four years to lead his team**) ... Scored a season-high 16 points on 8-of-10 shooting (8 FG made was one shy of career high) ... Added two steals and drew a charge in a season-high 19:28 played.

## DOUBLE-DOUBLES (4)

SOPHOMORE (at ASU)		(3)
01/25/21 • at Arizona State	14 pts 11 reb	
02/14/21 • at Oregon State	14 pts 11 reb	
02/27/21 • WASHINGTON STATE	11 pts 12 reb	
JUNIOR (at ASU)		(1)
02/05/22 • UCLA	16 pts 10 reb	



- Led his team in Pts (ARK): ..... 4 (1)
- Led his team in Rebs (ARK): ..... 15 (1)
- Led his team in Assists (ARK): ..... 3 (0)
- Double-figure Pts (ARK): ..... 27 (2)
- Double-figure Rebs (ARK): ..... 4 (0)
- 20-pt gms – 30-pt gms (ARK): ..... 0 - 0 (0)
- Gms with a 3PT Made (ARK): ..... 1 (0)
- Gms with 3+ Assists (ARK): ..... 10 (0)
- Gms with 3+ Blks (ARK): ..... 7 (0)
- Gms with 5+ Rebs (ARK): ..... 29 (2)

## PERSONAL BESTS

### POINTS

Season: 16 vs UNC Asheville (12/21/22)  
 Career: 19 vs Southern Cal (02/03/22)  
 SEC: --

### FG MADE

Season: 8 vs UNC Asheville (12/21/22)  
 Career: 9 vs Southern Cal (02/03/22)  
 SEC: --

### FG ATTEMPTED

Season: 10 vs UNC Asheville (12/21/22)  
 Career: 14 (2x) LAST vs Southern Cal (02/03/22)  
 SEC: --

### 3-POINT FG MADE

Season: --  
 Career: 1 vs Oregon (02/17/22)  
 SEC: --

### 3-PT FG ATTEMPTS

Season: --  
 Career: 2 (2x) last vs Oregon (02/17/22)  
 SEC: --

### FT MADE

Season: 3 vs San Jose State (12/03/22)  
 Career: 6 (2x) last vs Stanford (03/05/22)  
 SEC: --

### FT ATTEMPTED

Season: 3 vs San Jose State (12/03/22)  
 Career: 8 (2x) last vs Stanford (03/05/22)  
 SEC: --

### REBOUNDS

Season: 6 (2x) LAST vs San Jose State (12/03/22)  
 Career: 12 vs Washington State (02/27/21)  
 SEC: 1 at LSU (12/28/22)

### ASSISTS

Season: 1 (2x) LAST vs Bradley (12/17/22)  
 Career: 6 vs UCLA (02/05/22)  
 SEC: --

### STEALS

Season: 2 vs UNC Asheville (12/21/22)  
 Career: 3 (3x) last at Southern Cal (01/24/22)  
 SEC: --

### BLOCKED SHOTS

Season: 1 (2x) vs UNC Asheville (12/21/22)  
 Career: 5 vs Colorado (11/08/19)  
 SEC: --

### MINUTES

Season: 19:28 vs UNC Asheville (12/21/22)  
 Career: 39:36 vs UCLA (02/05/22)  
 SEC: 2:39 at LSU (12/28/22)

## JALEN GRAHAM 2022-23 GAME STATS

Opponent	Date	GS	Min	FG	FGA	Pct	3FG	3A	Pct	FT	FTA	Pct	O	D	Tot	Avg	PF	FO	A	TO	Blk	Stl	Pts	Avg
NORTH DAKOTA ST.	11/07/22	DNP																						
FORDHAM	11/11/22	11	5	7	.714	0	0	.000	0	0	.000	3	1	4	4.0	3	0	1	1	0	0	10	10.0	
SOUTH DAKOTA ST.	11/16/22	8	1	4	.250	0	1	.000	0	2	.000	1	5	6	5.0	1	0	0	2	0	0	2	6.0	
vs Louisville	11/21/22	6	4	5	.800	0	0	.000	0	0	.000	1	0	1	3.7	1	0	0	1	0	0	8	6.7	
vs Creighton	11/22/22	DNP																						
vs San Diego St.	11/23/22	2	0	0	.000	0	0	.000	0	0	.000	0	0	0	2.8	0	0	0	0	0	0	0	5.0	
TROY	11/28/22	DNP																						
SAN JOSE ST.	12/03/22	12	4	5	.800	0	0	.000	3	3	1.000	1	5	6	3.4	0	0	1	2	0	1	11	6.2	
UNC GREENSBORO	12/06/22	3	0	1	.000	0	0	.000	0	0	.000	1	0	1	3.0	0	0	0	1	0	0	0	5.2	
vs Oklahoma	12/10/22	3	0	0	.000	0	0	.000	1	2	.500	1	0	1	2.7	0	0	0	1	0	1	1	4.6	
vs Bradley	12/17/22	11	2	4	.500	0	0	.000	2	4	.500	0	2	2	2.6	3	0	1	1	1	0	6	4.8	
UNC ASHEVILLE	12/21/22	19	8	10	.800	0	0	.000	0	0	.000	1	2	3	2.7	2	0	1	1	1	2	16	6.0	
at LSU	12/28/22	3	0	0	.000	0	0	.000	0	0	.000	0	1	1	2.5	2	0	0	2	0	0	0	5.4	
Totals		0	78	24	36	.667	0	1	.000	6	11	.545	9	16	25	2.5	12	0	4	12	2	4	54	5.4

## JALEN GRAHAM CAREER STATISTICS

Year	GP	GS	Min	Avg	FG	FGA	Pct	3FG	3FGA	Pct	FT	FTA	Pct	Off	Def	Tot	Avg	PF	FO	Ass	TO	Blk	Stl	Pts	Avg
2019-20 (ASU)	28	2	304	10.9	42	61	.689	0	0	.000	5	14	.357	34	43	77	2.8	49	0	11	21	29	6	89	3.2
2020-21 (ASU)	21	19	512	24.4	72	131	.550	0	1	.000	26	45	.578	37	69	106	5.0	68	4	9	27	34	9	170	8.1
2021-22 (ASU)	29	22	682	23.5	124	255	.486	1	18	.056	38	72	.528	35	97	132	4.6	85	2	50	52	27	23	287	9.9
2022-23 (ARK)	10	0	78	7.8	24	36	.667	0	1	.000	6	11	.545	9	16	25	2.5	12	0	4	12	2	4	54	5.4
<b>CAREER</b>	<b>88</b>	<b>43</b>	<b>1576</b>	<b>17.9</b>	<b>217</b>	<b>483</b>	<b>.449</b>	<b>1</b>	<b>120</b>	<b>.008</b>	<b>75</b>	<b>142</b>	<b>.528</b>	<b>115</b>	<b>225</b>	<b>340</b>	<b>3.9</b>	<b>214</b>	<b>6</b>	<b>74</b>	<b>112</b>	<b>92</b>	<b>42</b>	<b>510</b>	<b>5.8</b>



12

## BARRY DUNNING JR.

G | Fr. | 6-6 | 195 | Mobile, Ala. | McGill-Toolen Catholic HS

@BarryDunning6

@bohndbz

Including 2022-23, has **FOUR** years of collegiate eligibility  
Major: TBA (Education)

Born on Oct. 26, 2003 in Mobile, Ala.  
The son of Barry Sr. and Heather Dunning



- McDonald's All-American Nominee
- Two-time Gatorade Alabama Player of the Year (2021 & '22)
- 2022 MaxPreps Alabama Player of the Year
- Rated #1 player in the state of Alabama by ESPN, 247Composite, 247Sports
- 2022 Alabama Mr. Basketball and 1st team All-State by the Alabama Sports Writers Association

### WINNER OF THE 2023 MAUI JIM MAUI INVITATIONAL HULA CONTEST

#### 2022-23 HIGHLIGHTS:

- SAN DIEGO STATE: Saw his most important playing time (7:52) in the come-from-behind .... Didn't do much on the stat sheet but Arkansas was +2 in his minutes.
- TROY: Drew his first collegiate start versus Troy.



#### NATIONAL RECRUITING RANKINGS

- #73 on the SI99 All-American list
- ESPN ★★★★★ #74 nation #21 SF
- 247Composite ★★★★★ #91 nation #22 SF
- 247Sports ★★★ #126 nation #28 SF
- Rivals ★★★ #134 nation #36 SF

#### DUNNING'S PERSONAL BESTS

##### POINTS

Season: 1 vs Bradley (12/17/22)

##### SEC:

##### FG MADE

Season: --

##### SEC:

##### FG ATTEMPTED

Season: 1 (2x) vs South Dakota State (11/16/22)

##### SEC:

##### 3-POINT FG MADE

Season: --

##### SEC:

##### 3-PT FG ATTEMPTS

Season: 1 vs South Dakota State (11/16/22)

##### SEC:

##### FT MADE

Season: 1 vs Bradley (12/17/22)

##### SEC:

##### FT ATTEMPTED

Season: 2 vs Bradley (12/17/22)

##### SEC:

##### REBOUNDS

Season: 1 vs Bradley (12/17/22)

##### SEC:

##### ASSISTS

Season: 1 vs San Jose State (12/03/22)

##### SEC:

##### STEALS

Season: 1 (2x) LAST vs San Diego State (11/23/22)

##### SEC:

##### BLOCKED SHOTS

Season: --

##### SEC:

##### MINUTES

Season: 8:31 vs North Dakota State (11/07/22)

##### SEC:

#### BARRY DUNNING JR. 2022-23 GAME STATS

Opponent	Date	GS	Min	FG	FGA	Pct	3FG	3A	Pct	FT	FTA	Pct	O	D	Tot	Avg	PF	FO	A	TO	Blk	Stl	Pts	Avg
NORTH DAKOTA ST.	11/07/22	9	0	1	.000	0	0	.000	0	0	.000	0	0	0	0.0	0	0	0	0	0	1	0	0.0	
FORDHAM	11/11/22	3	0	0	.000	0	0	.000	0	0	.000	0	0	0	0.0	1	0	0	0	0	0	0	0.0	
SOUTH DAKOTA ST.	11/16/22	6	0	1	.000	0	1	.000	0	0	.000	0	0	0	0.0	1	0	0	0	0	0	0	0.0	
vs Louisville	11/21/22	3	0	0	.000	0	0	.000	0	0	.000	0	0	0	0.0	0	0	0	0	0	0	0	0.0	
vs Creighton	11/22/22	DNP																						
vs San Diego St.	11/23/22	8	0	0	.000	0	0	.000	0	0	.000	0	0	0	0.0	1	0	0	1	0	1	0	0.0	
TROY	11/28/22	*	1	0	0	.000	0	0	.000	0	0	.000	0	0	0	0.0	0	0	0	1	0	0	0	0.0
SAN JOSE ST.	12/03/22	4	0	0	.000	0	0	.000	0	0	.000	0	1	1	0.1	1	0	1	0	0	0	0	0.0	
UNC GREENSBORO	12/06/22	DNP																						
vs Oklahoma	12/10/22	DNP																						
vs Bradley	12/17/22	1	0	0	.000	0	0	.000	1	2	.500	0	1	1	0.3	0	0	0	0	0	0	1	0.1	
UNC ASHEVILLE	12/21/22	5	0	1	.000	0	0	.000	0	0	.000	0	0	0	0.2	0	0	0	0	0	0	0	0.1	
at LSU	12/28/22	DNP																						
Totals		1	40	0	3	.000	0	1	.000	1	2	.500	0	2	2	0.2	4	0	1	2	0	2	1	0.1

#### BARRY DUNNING JR. CAREER STATISTICS

Year	GP	GS	Min	Avg	FG	FGA	Pct	3FG	3FGA	Pct	FT	FTA	Pct	Off	Def	Tot	Avg	PF	FO	Ast	TO	Blk	Stl	Pts	Avg
2022-23	9	1	40	4.4	0	3	.000	0	1	.000	1	2	.500	0	2	2	0.2	4	0	1	2	0	2	1	0.1

13

**JORDAN WALSH**

G/F | Fr. | 6-7 | 205 | Desoto, Texas | Link (Mo.) Academy

@jordanwalshlife

@jordanwalshlife

Including 2022-23, has **FOUR** years of collegiate eligibility  
 Major: TBA (Arts & Sciences)  
 Born on Mar. 3, 2004 in Dallas, Texas.  
 The son of John and Sandra Walsh



THE BASKETBALL HALL OF FAME

**JULIUS ERVING**  
 AWARD

• On the 2022-23 Julius Erving Award Watch List, which goes to the nation's top small forward

- Consensus top 25 player overall, top-7 small forward and 5-Star
- Played in the McDonald's All-American and Jordan Brand Classic games
- All-American: MaxPreps (3rd team) - Sports Illustrated (3rd team) - Jersey Mike's Naismith (HM)

**PRIOR TO TREVON BRAZILE'S INJURY (9 gms):** Averaged 6.3 pts - 2.7 rebs // 43% FG (20-46) - 29% 3PT (5-17) - 12 assists - 8 STLs - 10 TO  
**SINCE TREVON BRAZILE'S INJURY (4 games):** Averaging 11.8 pts - 4.8 rebs // 59% FG (19-32) - 28% 3PT (4-14) - 3 assists - 10 STLs - 2 TO

**^ In games 1-9, scored in double figures twice ... In the last four games, scored in double figures three times**

**2022-23 HIGHLIGHTS**

- NORTH DAKOTA STATE: Only played 18:20 due to foul trouble (and fouling out) in his collegiate debut ... However, tied for the team lead with three assists ... Was 1-of-1 FG and 2-of-2 FT.
- FORDHAM: Had his first double-digit scoring effort with 12 points (5-of-7 FG).
- SOUTH DAKOTA STATE: Was poised for a break-out game, but left the game early in the second half with an ankle injury.
- OKLAHOMA: Tied a then season-high with 12 points (5-of-9 FG; 2-of-5 3PT) with three rebounds and two steals ... Led the team at +11 (31:19 played)
- BRADLEY: Was the star of the game with a **game and career-high 18 points** (7-7 FG • 1-1 3PT) with a **career-high four steals** ... Scored seven points in an 11-0 run, including back-to-back fastbreak dunks and a 3-pointer ... Scored 16 of his 18 in the first half.
- UNCA: Only scored four points but his defense was stellar, helping hold Drew Pember to 1-of-7 FG.
- @ LSU: Scored 13 points, all in the second half to help Arkansas take a six point lead and out-score the Tigers ... Pulled down a **career-high nine rebounds** (seven in the second half) and **blocked a career-high two shots**.

**NATIONAL RECRUITING RANKINGS**

- #25 on the SI99 All-American list
- ESPN ★★★★★ #11 nation #4 SF
- 247Composite ★★★★★ #18 nation #7 SF
- 247Sports ★★★★★ #19 nation #7 SF
- Rivals ★★★★★ #24 nation #7 SF

- Led ARK in Pts: .....1
- Led ARK in Rebs: .....0
- Led ARK in Assists: .....1
- Led ARK in Steals: .....1
- Led ARK in Blocked Shots: .....0
- Double-figure Pts:.....5
- Double-figure Rebs:.....0
- 20-pt gms - 30-pt gms:.....0 - 0
- Gms with a 3PT Made:.....6
- Gms with 3+ Assists:.....1
- Gms with 3+ Steals:.....2
- Gms with 3+ Blks:.....0
- Gms with 5+ Rebs:.....2

**JORDAN WALSH 2022-23 GAME STATS**

Opponent	Date	GS	Min	FG	FGA	Pct	3FG	3A	Pct	FT	FTA	Pct	O	D	Tot	Avg	PF	FO	A	TO	Blk	Stl	Pts	Avg
NORTH DAKOTA ST.	11/07/22	18	1	1	1.000	0	0	.000	2	2	1.000	0	2	2	2.0	5	1	3	0	0	0	0	4	4.0
FORDHAM	11/11/22	*	21	5	7	.714	0	2	.000	2	3	.667	1	3	4	3.0	3	0	1	1	0	0	12	8.0
SOUTH DAKOTA ST.	11/16/22	*	16	4	7	.571	2	4	.500	0	1	.000	0	1	1	2.3	0	0	1	1	1	3	10	8.7
vs Louisville	11/21/22	*	28	2	6	.333	2	5	.400	1	2	.500	0	2	2	2.3	3	0	2	2	0	1	7	8.3
vs Creighton	11/22/22	*	36	1	5	.200	1	2	.500	2	2	1.000	0	3	3	2.4	3	0	2	2	0	1	5	7.6
vs San Diego St.	11/23/22	*	34	3	7	.429	0	2	.000	1	2	.500	3	2	5	2.8	4	0	2	1	1	0	7	7.5
TROY	11/28/22	*	20	1	6	.167	0	0	.000	4	5	.800	0	4	4	3.0	3	0	0	2	1	2	6	7.3
SAN JOSE ST.	12/03/22	*	17	3	5	.600	0	0	.000	0	0	.000	1	2	3	3.0	0	0	0	0	1	1	6	7.1
UNC GREENSBORO	12/06/22	*	8	0	2	.000	0	2	.000	0	0	.000	0	0	0	2.7	1	0	1	1	0	0	0	6.3
vs Oklahoma	12/10/22	*	31	5	9	.556	2	5	.400	0	0	.000	2	1	3	2.7	0	0	1	0	1	2	12	6.9
vs Bradley	12/17/22	*	28	7	7	1.000	1	1	1.000	3	4	.750	0	3	3	2.7	5	2	1	0	0	4	18	7.9
UNC ASHEVILLE	12/21/22	*	19	1	2	.500	0	0	.000	2	2	1.000	0	4	4	2.8	4	0	1	1	0	2	4	7.6
at LSU	12/28/22	*	32	6	14	.429	1	8	.125	0	0	.000	3	6	9	3.3	4	0	0	2	2	2	13	8.0
<b>Totals</b>		<b>12</b>	<b>308</b>	<b>39</b>	<b>78</b>	<b>.500</b>	<b>9</b>	<b>31</b>	<b>.290</b>	<b>17</b>	<b>23</b>	<b>.739</b>	<b>10</b>	<b>33</b>	<b>43</b>	<b>3.3</b>	<b>35</b>	<b>3</b>	<b>15</b>	<b>13</b>	<b>7</b>	<b>18</b>	<b>104</b>	<b>8.0</b>

**WALSH'S PERSONAL BESTS**

<b>POINTS</b>	
Season: 18	vs Bradley (12/17/22)
SEC: 13	at LSU (12/28/22)
<b>FG MADE</b>	
Season: 7	vs Bradley (12/17/22)
SEC: 6	at LSU (12/28/22)
<b>FG ATTEMPTED</b>	
Season: 9	vs Oklahoma (12/10/22)
SEC: 14	at LSU (12/28/22)
<b>3-POINT FG MADE</b>	
Season: 2 (3x)	LAST vs Oklahoma (12/10/22)
SEC: 1	at LSU (12/28/22)
<b>3-PT FG ATTEMPTS</b>	
Season: 5 (2x)	LAST vs Oklahoma (12/10/22)
SEC: 8	at LSU (12/28/22)
<b>FT MADE</b>	
Season: 3	vs Bradley (12/17/22)
SEC: --	
<b>FT ATTEMPTED</b>	
Season: 4	vs Bradley (12/17/22)
SEC: --	
<b>REBOUNDS</b>	
Season: 9	at LSU (12/28/22)
SEC: 9	at LSU (12/28/22)
<b>ASSISTS</b>	
Season: 3	vs North Dakota State (11/07/22)
SEC: --	
<b>STEALS</b>	
Season: 4	vs Bradley (12/17/22)
SEC: 2	at LSU (12/28/22)
<b>BLOCKED SHOTS</b>	
Season: 2	at LSU (12/28/22)
SEC: 2	at LSU (12/28/22)
<b>MINUTES</b>	
Season: 36:04	vs Creighton (11/22/22)
SEC: 32:03	at LSU (12/28/22)

**JORDAN WALSH CAREER STATISTICS**

Year	GP	GS	Min	Avg	FG	FGA	Pct	3FG	3FGA	Pct	FT	FTA	Pct	Off	Def	Tot	Avg	PF	FO	Ast	TO	Blk	Stl	Pts	Avg
2022-23	13	12	308	23.7	39	78	.500	9	31	.290	17	23	.739	10	33	43	3.3	35	3	15	13	7	18	104	8.0

15

**MAKHI MITCHELL**

F/C | Sr. | 6-9 | 230 | Washington, D.C. | Woodrow Wilson HS / Rhode Island

@MoTheKid03

@thats\_khi

Including 2022-23, has TWO years of collegiate eligibility

Major: Food, Nutrition &amp; Health

Born on Jan. 31, 2000 in Washington, D.C.

The son of Maria Mitchell

**DOUBLE-DOUBLES (9)**
**SOPHOMORE (at URI) (1)**  
 12/02/20 • SETON HALL 11 pts 11 reb

**JUNIOR (at URI) (7)**  
 11/12/21 • BRYANT 11 pts 18 reb  
 11/27/21 • GEORGIA STATE 10 pts 12 reb  
 12/13/21 • at Milwaukee 16 pts 10 reb  
 01/28/22 • at Dayton 12 pts 11 reb  
 02/05/22 • UMASS 13 pts 13 reb  
 02/12/22 • DAVIDSON 16 pts 11 reb  
 02/19/22 • at George Washington 13 pts 10 reb

**SENIOR (at ARK) (1)**  
 12/06/22 • UNC GREENSBORO 13 pts 14 reb


• Led his team in Pts (ARK): ..... 4 (0)  
 • Led his team in Rebs (ARK): ..... 21 (4)  
 • Led his team in Assists (ARK): ..... 5 (1)  
 • Led his team in Blk Shots (ARK): ..... 18 (4)  
 • Double-figure Pts (ARK): ..... 22 (3)  
 • Double-figure Rebs (ARK): ..... 12 (1)  
 • 20-pt gms - 30-pt gms (ARK): ..... 0 - 0  
 • Gms with a 3PT Made (ARK): ..... 7 (0)  
 • Gms with 3+ Assists (ARK): ..... 8 (2)  
 • Gms with 3+ Blks (ARK): ..... 8 (2)  
 • Gms with 3+ Steals (ARK): ..... 5 (3)  
 • Gms with 5+ Rebs (ARK): ..... 31 (4)

**MAKHI'S PERSONAL BESTS****POINTS**
 Season: 14 vs Troy (11/28/22)  
 Career: 19 vs American Int'l (01/02/22)  
 SEC: 9 at LSU (12/28/22)
**FG MADE**
 Season: 6 vs Troy (11/28/22)  
 Career: 7 (2x) last Am International (01/02/22)  
 SEC: 3 at LSU (12/28/22)
**FG ATTEMPTED**
 Season: 8 vs Troy (11/28/22)  
 Career: 12 at VCU (02/08/22)  
 SEC: 5 at LSU (12/28/22)
**3-POINT FG MADE**
 Season: --  
 Career: 1 (7x) last vs Duquesne (03/09/22)  
 SEC: --
**3-PT FG ATTEMPTS**
 Season: --  
 Career: 3 at Saint Joseph's (03/05/22)  
 SEC: --
**FT MADE**
 Season: 5 vs UNC Greensboro (12/06/22)  
 Career: 8 vs George Mason (11/22/19)  
 SEC: 2 at LSU (12/28/22)
**FT ATTEMPTED**
 Season: 7 vs UNC Greensboro (12/06/22)  
 Career: 12 (2x) last vs G. Washington (01/22/22)  
 SEC: 3 at LSU (12/28/22)
**REBOUNDS**
 Season: 14 vs UNC Greensboro (12/06/22)  
 Career: 18 vs Bryant (11/21/21)  
 SEC: 12 at LSU (12/28/22)
**ASSISTS**
 Season: 4 vs Oklahoma (12/10/22)  
 Career: 8 at UMass (01/15/22)  
 SEC: 1 at LSU (12/28/22)
**STEALS**
 Season: 3 (3x) LAST - vs UNCA Asheville (12/21/22)  
 Career: 3 (5x) LAST - vs UNCA (12/21/22)  
 SEC: --
**BLOCKED SHOTS**
 Season: 4 vs UNC Greensboro (12/06/22)  
 Career: 6 vs Saint Louis (03/03/22)  
 SEC: 3 at LSU (12/28/22)
**MINUTES**
 Season: 31:32 vs UNC Greensboro (12/06/22)  
 Career: 30:39 at Geo Washington (02/19/22)  
 SEC: 35:53 at LSU (12/28/22)

Makhi (Ma-KAI) Mitchell joined the Razorback squad with his twin Makhel for 2022-23 after playing two seasons at Rhode Island and one at Maryland ... Has two seasons of eligibility remaining ... Is the older of the twins by two minutes.

- After just three blocked shots in games 1-6 ... **Has 16 blocked shots in the last seven games including at least one in each of the seven**  
 ^ Ranks 9th in the SEC in the category (1.33 avg.)
- After just seven assists in games 1-8 ... **Has 11 assists in the last five games including four vs Oklahoma**
- **Had 14 rebounds vs UNCG and 12 at LSU ... Now ranks 18th in the SEC in rebounds (5.46)**

**2022-23 HIGHLIGHTS:**

- NORTH DAKOTA STATE: Made 4-of-5 FG and **tied his career high with three steals.**
- LOUISVILLE: Tied his brother for the team lead with a season-high six rebounds.
- TROY: Was bright spot for Arkansas in the first half with 10 points and nine rebounds as the Hogs trailed 33-31 ... Finished with a **season-high 14 points** (6-of-8 FG) with nine rebounds (all in the first half) and three blocked shots.
- UNCG: Had his **first double-double as a Razorback** with 13 points (4-of-5 FG; 5-of-7 FT) and 14 rebounds (all defensive) ... Added a season-high four blocked shots with two steals.
- OKLAHOMA: Had 10 points and a game-high six rebounds with a steal and two blocked shots ... Handed out a season-high four assists.
- UNCA: Scored 9 pts (4-of-5 FG) with three assists and three blocked shots
- @ LSU: Had 12 rebounds and eight points with three blocked shots ... Held KJ Williams to just 8 points (Williams entered the game averaging 19.3 ppg).

**MAKHI MITCHELL 2022-23 GAME STATS**

Opponent	Date	GS	Min	FG	FGA	Pct	3FG	3A	Pct	FT	FTA	Pct	O	D	Tot	Avg	PF	FO	A	TO	Blk	Stl	Pts	Avg	
NORTH DAKOTA ST.	11/07/22	*	20	4	5	.800	0	0	.000	0	0	.000	1	3	4	4.0	4	0	1	0	0	3	8	8.0	
FORDHAM	11/11/22	*	26	4	7	.571	0	0	.000	0	0	.000	2	2	4	4.0	3	0	2	0	2	3	8	8.0	
SOUTH DAKOTA ST.	11/16/22	*	15	2	5	.400	0	0	.000	1	3	.333	1	3	4	4.0	3	0	3	2	0	1	5	7.0	
vs Louisville	11/21/22	*	18	2	3	.667	0	0	.000	1	2	.500	3	3	6	4.5	3	0	1	2	1	0	5	6.5	
vs Creighton	11/22/22	*	8	1	2	.500	0	0	.000	0	0	.000	1	0	1	3.8	3	0	0	2	0	1	2	5.6	
vs San Diego St.	11/23/22	*	11	0	0	.000	0	0	.000	2	2	1.000	0	3	3	3.7	1	0	0	0	0	1	2	5.0	
TROY	11/28/22	*	28	6	8	.750	0	0	.000	2	2	1.000	4	5	9	4.4	2	0	0	2	3	0	14	6.3	
SAN JOSE ST.	12/03/22	*	12	4	6	.667	0	0	.000	0	1	.000	2	2	4	4.4	1	0	0	1	1	1	8	6.5	
UNC GREENSBORO	12/06/22	*	32	4	5	.800	0	0	.000	5	7	.714	0	14	14	5.4	2	0	1	0	4	2	13	7.2	
vs Oklahoma	12/10/22	*	22	5	8	.625	0	0	.000	0	0	.000	0	6	6	5.5	2	0	4	0	2	1	10	7.5	
vs Bradley	12/17/22	*	17	3	5	.600	0	0	.000	0	0	.000	1	2	3	5.3	5	1	2	2	1	2	6	7.4	
UNC ASHEVILLE	12/21/22	*	15	4	5	.800	0	0	.000	1	4	.250	0	1	1	4.9	2	0	3	0	2	3	9	7.5	
at LSU	12/28/22	*	36	3	5	.600	0	0	.000	2	3	.667	2	10	12	5.5	3	0	1	1	3	0	8	7.5	
Totals			13	260	42	64	.656	0	0	.000	14	24	.583	17	54	71	5.5	34	1	18	12	19	18	98	7.5

**MAKHI MITCHELL CAREER STATISTICS**

Year	GP	GS	Min	Avg	FG	FGA	Pct	3FG	3FGA	Pct	FT	FTA	Pct	Off	Def	Tot	Avg	PF	FO	Ast	TO	Blk	Stl	Pts	Avg
2019-20 (MD)	12	6	111	9.2	12	34	.353	0	0	.000	12	22	.545	10	29	39	3.3	19	0	2	8	8	2	36	3.0
2020-21 (URI)	7	2	112	16.1	12	26	.462	0	0	.000	17	28	.607	6	28	34	4.9	22	1	2	10	4	4	41	5.9
2021-22 (URI)	31	27	749	24.1	121	232	.522	7	23	.304	59	113	.522	50	175	225	7.3	91	2	48	87	43	30	308	9.9
2022-23 (ARK)	13	13	260	20.0	42	64	.656	0	0	.000	14	24	.583	17	54	71	5.5	34	1	18	12	19	18	98	7.5
<b>CAREER</b>	<b>63</b>	<b>48</b>	<b>1232</b>	<b>19.6</b>	<b>187</b>	<b>356</b>	<b>.525</b>	<b>7</b>	<b>23</b>	<b>.304</b>	<b>102</b>	<b>187</b>	<b>.545</b>	<b>83</b>	<b>286</b>	<b>369</b>	<b>5.9</b>	<b>166</b>	<b>4</b>	<b>70</b>	<b>117</b>	<b>74</b>	<b>54</b>	<b>483</b>	<b>7.7</b>



20

## KAMANI JOHNSON

F | Sr. | 6-7 | 230 | Brooklyn, N.Y. | Holy Spirit (Ga.) Prep School / Little Rock



@KamaniJohnson20

@kamani\_johnson

Including 2022-23, has **ONE** year of collegiate eligibility  
Major: Communications  
Born on Mar. 10, 2000 in Brooklyn, N.Y.  
The son of Makini Campbell



## DOUBLE-DOUBLES (4)

SOPHOMORE @ LITTLE ROCK (2)

11/27/19 • ALCORN STATE 17 pts 12 reb  
01/02/20 • TEXAS STATE 15 pts 10 reb  
01/04/20 • UT ARLINGTON 30 pts 13 reb  
02/22/20 • at Arkansas St. 32 pts 16 reb

^ - Back-to-Back games

Played his first two seasons at Little Rock ... Sat out 2020-21 at Arkansas as a transfer ... Played 26 games with one start for the Razorbacks in 2021-22 ... Was **third team All-Sun Belt** in 2020 ... Among the Sun Belt and NCAA leaders in rebounding and free throws attempted.

• Brings high energy and toughness off the bench ... Great offensive rebounder with a knack for drawing free throw attempts ... A solid defender and excellent passer for a big man (although he only has three assists this season ... two in his last game) ... Has only committed five turnovers (three on one game early in the season)

## 2022-23 HIGHLIGHTS:

- SAN DIEGO STATE: After playing just 22 minutes with zero points through the first five games, made a huge impact **playing the final 19:07 in the come-from-behind win** ... Checked in at the 14:25 mark and the Hogs were down 11 (45-34) ... **Tied the game with a tip-in at the buzzer to force overtime** ... Finished the game with seven points, seven rebounds and two steals with a +14 ... Had four points, four rebounds and two steals in overtime - **sealed the win two free throws with tree seconds left in OT and stole the inbounds pass for the four-point win.**
- TROY: Saw his most playing time as a Razorback with 32:29 minutes and was second-best on the team at +14.
- OKLAHOMA: Was +7 in 15:44 played with five rebounds (three offensive), five points, one assist, one steal and one blocked shot.
- UNCA: **Perhaps his best overall game of the season** ... Had seven points and seven rebounds (five offensive) with three steals and two assists



- Led his team in Pts (ARK): ..... 5 (0)
- Led his team in Rebs (ARK): ..... 13 (3)
- Led his team in Assists (ARK): ..... 7 (0)
- Led his tm in PT•REB Same Gm (ARK): ..... 3 (0)
- Led his tm in P•R•A Same Gm (ARK): ..... 2 (0)
- Double-figure Pts (ARK): ..... 20 (0)
- Double-figure Rebs (ARK): ..... 7 (0)
- 20-pt gms (ARK): ..... 3 (0)
- 30-pt gms (ARK): ..... 2 (0)
- Gms with a 3PT Made (ARK): ..... 0 (0)
- Gms with 3+ Assists (ARK): ..... 17 (0)
- Gms with 5+ Rebs (ARK): ..... 43 (6)

## JOHNSON'S PERSONAL BESTS

## POINTS

Season: 8 vs Troy (11/28/22)  
Career: 32 at Arkansas State (02/22/20)  
SEC: 7 (2x) last vs Miss State (02/05/22)

## FG MADE

Season: 2 vs San Diego State (11/23/22)  
Career: 9 at Arkansas State (02/22/20)  
SEC: 3 vs Mississippi State (02/05/22)

## FG ATTEMPTED

Season: 3 vs Troy (11/28/22)  
Career: 13 at Memphis (11/20/19)  
SEC: 5 vs Mississippi State (02/05/22)

## 3-PT FG ATT

Season: --  
Career: 1 (2x) last at Memphis (11/20/19)  
SEC: --

## FT MADE

Season: 3 vs San Diego State (11/23/22)  
Career: 14 at Arkansas State (02/22/20)  
SEC: 5 at Texas A&M (01/08/22)

## FT ATTEMPTED

Season: 6 vs Troy (11/28/22)  
Career: 16 at Arkansas State (02/22/20)  
SEC: 8 at Tennessee (03/05/22)

## REBOUNDS

Season: 8 vs Troy (11/28/22)  
Career: 20 at Arkansas State (02/22/20)  
SEC: 8 (2x) last at Tennessee (03/05/22)

## ASSISTS

Season: 1 vs Oklahoma (12/10/22)  
Career: 6 vs App State (02/01/20)  
SEC: 2 vs Mississippi State (02/05/22)

## STEALS

Season: 3 vs UNC Asheville (12/21/22)  
Career: 3 (2x) vs UNCA (12/21/22)  
SEC: 1 (2x) last vs Kentucky (02/26/22)

## BLOCKED SHOTS

Season: 1 (2x) LAST vs Oklahoma (12/10/22)  
Career: 3 vs Elon (12/21/21)  
SEC: 1 at Texas A&M (01/08/22)

## MINUTES

Season: 32:29 vs Troy (11/28/22)  
Career: 38:42 vs UT Arlington (01/04/20)  
SEC: 18:30 at Texas A&M (01/08/22)

## KAMANI JOHNSON 2022-23 GAME STATS

Opponent	Date	GS	Min	FG	FGA	Pct	3FG	3A	Pct	FT	FTA	Pct	O	D	Tot	Avg	PF	FO	A	TO	Blk	Stl	Pts	Avg
NORTH DAKOTA ST.	11/07/22	*	10	0	0	.000	0	0	.000	0	0	.000	0	0	0	0.0	2	0	0	1	0	1	0	0.0
FORDHAM	11/11/22		3	0	1	.000	0	0	.000	0	2	.000	1	0	1	0.5	0	0	0	0	0	0	0	0.0
SOUTH DAKOTA ST.	11/16/22		9	1	3	.333	0	0	.000	0	0	.000	3	1	4	1.7	3	0	0	3	0	1	2	0.7
vs Louisville	11/21/22	DNP																						
vs Creighton	11/22/22	DNP																						
vs San Diego St.	11/23/22		19	2	2	1.000	0	0	.000	3	5	.600	4	3	7	3.0	3	0	0	1	0	2	7	2.3
TROY	11/28/22		32	1	3	.333	0	0	.000	6	8	.750	0	3	3	3.0	2	0	0	0	1	8	3.4	
SAN JOSE ST.	12/03/22		3	0	0	.000	0	0	.000	0	0	.000	0	0	0	2.5	1	0	0	0	1	0	2.8	
UNC GREENSBORO	12/06/22		9	0	1	.000	0	0	.000	1	2	.500	1	4	5	2.9	0	0	0	1	0	1	2.6	
vs Oklahoma	12/10/22		15	2	3	.667	0	0	.000	1	1	1.000	3	2	5	3.1	2	0	1	0	1	1	5	2.9
vs Bradley	12/17/22		12	1	1	1.000	0	0	.000	0	0	.000	1	1	2	3.0	2	0	0	0	1	0	2	2.8
UNC ASHEVILLE	12/21/22		22	3	6	.500	0	0	.000	1	2	.500	5	2	7	3.4	2	0	2	0	0	3	7	3.2
at LSU	12/28/22		7	0	0	.000	0	0	.000	0	0	.000	0	0	0	3.1	2	0	0	0	0	0	0	2.9
Totals		1	141	10	20	.500	0	0	.000	12	20	.600	18	16	34	3.1	19	0	3	5	3	10	32	2.9

## KAMANI JOHNSON CAREER STATISTICS

Year	GP	GS	Min	Avg	FG	FGA	Pct	3FG	3FGA	Pct	FT	FTA	Pct	Off	Def	Tot	Avg	PF	FO	Ass	TO	Blk	Stl	Pts	Avg
2018-19 (UALR)	27	15	519	19.2	53	96	.552	0	1	.000	33	65	.508	51	79	130	4.8	85	5	37	41	13	14	139	5.1
2019-20 (UALR)	31	28	860	27.7	98	191	.513	0	1	.000	144	198	.727	94	113	207	6.7	99	5	68	67	15	23	340	11.0
2021-22 (ARK)	26	1	203	7.8	18	29	.621	0	0	.000	23	43	.535	34	35	69	2.7	37	0	7	16	10	6	59	2.3
2022-23 (ARK)	11	1	141	12.8	10	20	.500	0	0	.000	12	20	.600	18	16	34	3.1	19	0	3	5	3	10	32	2.9
<b>CAREER</b>	<b>95</b>	<b>45</b>	<b>1723</b>	<b>18.1</b>	<b>179</b>	<b>336</b>	<b>.533</b>	<b>0</b>	<b>2</b>	<b>.000</b>	<b>212</b>	<b>326</b>	<b>.650</b>	<b>197</b>	<b>243</b>	<b>440</b>	<b>4.6</b>	<b>240</b>	<b>10</b>	<b>115</b>	<b>129</b>	<b>41</b>	<b>53</b>	<b>570</b>	<b>6.0</b>

22

## MAKHEL MITCHELL

F/C | Sr. | 6-10 | 240 | Washington, D.C. | Woodrow Wilson HS / Rhode Island

@makhelmitchell

@\_kheiii

Including 2022-23, has TWO years of collegiate eligibility  
Major: Food, Nutrition & Health  
Born on Jan. 31, 2000 in Washington, D.C.  
The son of Maria Mitchell



## DOUBLE-DOUBLES (4)

**SOPHOMORE (at URI)** (3)  
01/16/21 • GEORGE MASON ^ 14 pts 10 reb  
01/20/21 • at Duquesne ^ 16 pts 11 reb  
02/16/21 • DAYTON 16 pts 12 reb

**JUNIOR (at URI)** (1)  
02/08/22 • at VCU 12 pts 10 reb  
^ - Consecutive games

Makhel (Ma-Kale) Mitchell joined the Razorback squad with his twin Makhi for 2022-23 after playing two seasons at Rhode Island and one at Maryland ... Has two seasons of eligibility remaining ... Is the younger of the twins by two minutes.

• ON A PER 40 MINUTES BASIS: 17.6 pts • 12.4 reb • 5.3 blocked shots

## 2022-23 HIGHLIGHTS:

- LOUISVILLE: Tied his brother with a game and season-high six rebounds ... Also scored a season-high 12 points, making 4-of-5 FG – all four on dunks –and making 4-of-6 at the line.
- SAN DIEGO STATE: Was 3-of-3 from the field (with two dunks) and led the team with two blocked shots.
- UNCA: Was solid in his eight minutes with six points, three rebounds, three blocked shots and a steal.



- Led his tm in Pts (ARK): ..... 13 (0)
- Led his tm in Rebs (ARK): ..... 13 (1)
- Led his tm in Assists (ARK):..... 8 (0)
- Led his tm in Blocked Shots (ARK): ..37 (2)
- Double-figure Pts (ARK):..... 30 (0)
- Double-figure Rebs (ARK):..... 4 (0)
- 20-pt gms – 30-pt gms (ARK): .... 3 (0) - 0 (0)
- Gms with a 3PT Made (ARK):..... 0 (0)
- Gms with 3+ Assists (ARK):..... 4 (0)
- Gms with 3+ Blks (ARK):..... 19 (1)
- Gms with 5+ Rebs (ARK):..... 33 (1)

## MAKHEL'S PERSONAL BESTS

## POINTS

Season: 12 vs Louisville (11/21/22)  
Career: 19 vs American Int'l (01/02/22)  
SEC:

## FG MADE

Season: 4 vs Louisville (11/21/22)  
Career: 7 (2x) last vs American Int'l (01/02/22)  
SEC:

## FG ATTEMPTED

Season: 5 vs Louisville (11/21/22)  
Career: 12 at VCU (02/08/22)  
SEC:

## 3-POINT FG MADE

Season: --  
Career: 1 (7x) last vs Duquesne (03/09/22)  
SEC:

## 3-PT FG ATTEMPTS

Season: --  
Career: 3 at Saint Joseph's (03/05/22)  
SEC:

## FT MADE

Season: 4 vs Louisville (11/21/22)  
Career: 8 vs George Mason (11/22/19)  
SEC:

## FT ATTEMPTED

Season: 6 vs Louisville (11/21/22)  
Career: 12 (2x) last vs G. Washington (01/22/22)  
SEC:

## REBOUNDS

Season: 6 vs Louisville (11/21/22)  
Career: 18 vs Bryant (11/21/21)  
SEC:

## ASSISTS

Season: 3 vs Louisville (11/21/22)  
Career: 8 at UMass (01/15/22)  
SEC:

## STEALS

Season: 2 vs Louisville (11/21/22)  
Career: 3 (2x) last at VCU (02/08/22)  
SEC:

## BLOCKED SHOTS

Season: 3 vs UNC Asheville (12/21/22)  
Career: 6 vs Saint Louis (03/03/22)  
SEC:

## MINUTES

Season: 20:10 vs Louisville (11/21/22)  
Career: 30:39 at Geo Washington (02/19/22)  
SEC:

## MAKHEL MITCHELL 2022-23 GAME STATS

Opponent	Date	GS	Min	FG	FGA	Pct	3FG	3A	Pct	FT	FTA	Pct	O	D	Tot	Avg	PF	FO	A	TO	Blk	Stl	Pts	Avg
NORTH DAKOTA ST.	11/07/22	DNP																						
FORDHAM	11/11/22	4		0	1	.000	0	0	.000	0	0	.000	0	0	0	0.0	0	0	0	1	0	1	0	0.0
SOUTH DAKOTA ST.	11/16/22	6		0	1	.000	0	0	.000	0	0	.000	0	3	3	1.5	2	0	1	1	0	1	0	0.0
vs Louisville	11/21/22	20		4	5	.800	0	0	.000	4	6	.667	0	6	6	3.0	2	0	3	0	2	2	12	4.0
vs Creighton	11/22/22	7		2	3	.667	0	0	.000	0	1	.000	1	2	3	3.0	0	0	0	0	2	0	4	4.0
vs San Diego St.	11/23/22	14		3	3	1.000	0	0	.000	0	0	.000	0	3	3	3.0	3	0	0	1	2	0	6	4.4
TROY	11/28/22	7		1	1	1.000	0	0	.000	0	0	.000	1	1	2	2.8	0	0	0	0	0	0	2	4.0
SAN JOSE ST.	12/03/22	1		0	1	.000	0	0	.000	0	0	.000	1	0	1	2.6	0	0	0	0	0	0	0	3.4
UNC GREENSBORO	12/06/22	DNP																						
vs Oklahoma	12/10/22	DNP																						
vs Bradley	12/17/22	1		0	0	.000	0	0	.000	0	0	.000	0	0	0	2.3	0	0	0	0	0	0	0	3.0
UNC ASHEVILLE	12/21/22	8		2	4	.500	0	0	.000	2	2	1.000	1	2	3	2.3	1	0	0	2	3	1	6	3.3
at LSU	12/28/22	DNP																						
Totals		0	68	12	19	.632	0	0	.000	6	9	.667	4	17	21	2.3	8	0	4	5	9	5	30	3.3

## MAKHEL MITCHELL CAREER STATISTICS

Year	GP	GS	Min	Avg	FG	FGA	Pct	3FG	3FGA	Pct	FT	FTA	Pct	Off	Def	Tot	Avg	PF	FO	Ass	TO	Blk	Stl	Pts	Avg
2019-20 (MD)	10	0	67	6.7	4	8	.500	0	0	.000	2	4	.500	8	15	23	2.3	9	0	2	3	4	2	10	1.0
2020-21 (URI)	25	23	558	22.3	97	186	.522	0	2	.000	45	96	.469	47	92	139	5.6	87	7	22	49	42	10	239	9.6
2021-22 (URI)	31	27	821	26.5	135	269	.502	0	7	.000	62	118	.525	34	139	173	5.6	86	3	40	59	74	23	332	10.7
2022-23 (ARK)	9	0	68	7.6	12	19	.632	0	0	.000	6	9	.667	4	17	21	2.3	8	0	4	5	9	5	30	3.3
<b>CAREER</b>	<b>44</b>	<b>23</b>	<b>693</b>	<b>15.8</b>	<b>113</b>	<b>213</b>	<b>.531</b>	<b>0</b>	<b>2</b>	<b>.000</b>	<b>53</b>	<b>109</b>	<b>.486</b>	<b>59</b>	<b>124</b>	<b>183</b>	<b>4.2</b>	<b>104</b>	<b>7</b>	<b>28</b>	<b>57</b>	<b>55</b>	<b>17</b>	<b>279</b>	<b>6.3</b>

23

**DERRIAN FORD**

G | Fr. | 6-3 | 205 | Magnolia, Ark. | Magnolia HS

@thetruthballers

@derrianford2022

Including 2022-23, has **FOUR** years of collegiate eligibility

Major: TBA (Education)

Born on Nov. 14, 2003 in Magnolia, Ark.  
The son of Darnell and Tiffani FordMade the **University's Dean's List** (3.5-3.99 GPA) for **Fall 2022**.Made the **Department's Honor Roll** (3.5-3.99 GPA) for **Fall 2022**.

- Two-time Gatorade Arkansas Player of the Year (2021 & '22)
- McDonald's All-American Nominee
- Two-time (2021 and 2022) Class 4A Player of the Year by the Arkansas Basketball Coaches Association

**2022-23 HIGHLIGHTS:**

- FORDHAM: Scored his first two collegiate points
- SOUTH DAKOTA STATE: Grabbed three rebounds and had a steal in nine minutes.
- SAN JOSE STATE: Had three assists and two points in 7:15 played.
- UNCA: Dished out two assists with three rebounds.

**NATIONAL RECRUITING RANKINGS**

- #66 on the SI99 All-American list
- 247Sports ★★★★★ #69 nation #11 CG
- 247Composite ★★★★★ #68 nation #12 CG
- ESPN ★★★★★ #71 nation #12 SF
- Rivals ★★★★★ #78 nation #16 SG

**DERRIAN FORD 2022-23 GAME STATS**

Opponent	Date	GS	Min	FG	FGA	Pct	3FG	3A	Pct	FT	FTA	Pct	O	D	Tot	Avg	PF	FO	A	TO	Blk	Stl	Pts	Avg
NORTH DAKOTA ST.	11/07/22	3	0	1	.000	0	0	.000	0	0	.000	0	0	1	1	1.0	0	0	0	0	0	0	0	0.0
FORDHAM	11/11/22	5	1	2	.500	0	0	.000	0	0	.000	0	0	0	0	0.5	0	0	0	0	0	0	2	1.0
SOUTH DAKOTA ST.	11/16/22	9	0	0	.000	0	0	.000	0	0	.000	0	3	3	1.3	1	0	0	1	0	1	0	0	0.7
vs Louisville	11/21/22	4	1	1	1.000	0	0	.000	0	0	.000	0	0	0	1.0	1	0	0	0	0	0	0	2	1.0
vs Creighton	11/22/22	DNP																						
vs San Diego St.	11/23/22	DNP																						
TROY	11/28/22	DNP																						
SAN JOSE ST.	12/03/22	7	1	1	1.000	0	0	.000	0	0	.000	0	0	0	0.8	0	0	3	0	0	0	0	2	1.2
UNC GREENSBORO	12/06/22	1	0	0	.000	0	0	.000	0	0	.000	0	0	0	0.7	0	0	0	0	0	0	0	0	1.0
vs Oklahoma	12/10/22	DNP																						
vs Bradley	12/17/22	2	0	0	.000	0	0	.000	0	0	.000	0	0	0	0.6	0	0	0	1	0	0	0	0	0.9
UNC ASHEVILLE	12/21/22	9	0	2	.000	0	0	.000	2	2	1.000	0	3	3	0.9	0	0	2	0	0	0	2	1.0	
at LSU	12/28/22	DNP																						
<b>Totals</b>		<b>0</b>	<b>40</b>	<b>3</b>	<b>7</b>	<b>.429</b>	<b>0</b>	<b>0</b>	<b>.000</b>	<b>2</b>	<b>2</b>	<b>1.000</b>	<b>1</b>	<b>6</b>	<b>7</b>	<b>0.9</b>	<b>2</b>	<b>0</b>	<b>5</b>	<b>2</b>	<b>0</b>	<b>1</b>	<b>8</b>	<b>1.0</b>

**PINION'S PERSONAL BESTS****POINTS**

Season: 2 (2x) LAST vs Louisville (11/21/22)

**SEC:****FG MADE**

Season: 1 LAST vs Louisville (11/21/22)

**SEC:****FG ATTEMPTED**

Season: 2 vs Fordham (11/11/22)

**SEC:****3-POINT FG MADE**

Season: --

**SEC:****3-PT FG ATTEMPTS**

Season: --

**SEC:****FT MADE**

Season: 2 vs UNC Asheville (12/21/22)

**SEC:****FT ATTEMPTED**

Season: 2 vs UNC Asheville (12/21/22)

**SEC:****REBOUNDS**

Season: 3 (2x) LAST vs UNC Asheville (12/21/22)

**SEC:****ASSISTS**

Season: 3 vs San Jose State (12/03/22)

**SEC:****STEALS**

Season: 1 vs South Dakota State (11/16/22)

**SEC:****BLOCKED SHOTS**

Season: --

**SEC:****MINUTES**

Season: 8:56 vs UNC Asheville (12/21/22)

**SEC:****DERRIAN FORD CAREER STATISTICS**

Year	GP	GS	Min	Avg	FG	FGA	Pct	3FG	3FGA	Pct	FT	FTA	Pct	Off	Def	Tot	Avg	PF	FO	Ass	TO	Blk	Stl	Pts	Avg
2022-23	8	0	40	5.0	3	7	.429	0	0	.000	2	2	1.000	1	6	7	0.9	2	0	5	2	0	1	8	1.0



# 21 CADE ARBOGAST

G | Jr. | 6-3 | 180 | Concord, Calif. | De La Salle HS / Lane (Ore.) CC

[@cadearbogast](#)  
[@cadearbogast](#)

Including 2022-23, has **THREE** years of collegiate eligibility  
Major: Communications  
Born on Aug. 23, 2000 in Walnut Creek, Calif.  
The son of Peter and Carol Arbogast



Named to the 2022-23 SEC Winter Academic Honor Roll

## 2021-22 (So.):

• Scored his first collegiate points – a 3-pointer (1:32 in the 2nd half) [that blew the roof off Bud Walton Arena](#) – in the San Jose State win.

## 2021-22 (So. at Arkansas):

• Came to Arkansas as a walkon but earned a scholarship on Jan. 21 ([watch](#)) ... Played in four games, including the NCAA second-round win over New Mexico State ... **Grabbed three rebounds and added an assist in the win at Georgia.**

### CADE ARBOGAST CAREER STATISTICS

Year	GP	GS	Min	Avg	FG	FGA	Pct	3FG	3FGA	Pct	FT	FTA	Pct	Off	Def	Tot	Avg	PF	FO	Ast	TO	Blk	Stl	Pts	Avg
2021-22	4	0	3	0.8	0	4	.000	0	2	.000	0	0	.000	2	1	3	0.8	0	0	1	0	0	0	0	0.0
2022-23	6	0	9	1.5	1	4	.250	1	4	.250	0	0	.000	0	1	1	0.2	1	0	0	0	0	0	3	0.5
CAREER	10	0	12	1.2	1	8	.125	1	6	.167	0	0	.000	2	2	4	0.4	1	0	1	0	0	0	3	0.3

# 45 LAWSON BLAKE

F | So. | 6-10 | 235 | Fayetteville, Ark. | Fayetteville HS / Link Year (Mo.) Prep

[@\\_lawsonblake](#)  
[@lawson.blake](#)

Including 2022-23, has **THREE** years of collegiate eligibility  
Major: Exercise Science  
Born on an. 3, 2002 in San Antonio, Texas  
The son of Larry and Allison Blake



Named to the SEC First-Year Academic Honor Roll (2021-22) and the 2022-23 SEC Winter Academic Honor Roll

Made the **University's Chancellor's List** (4.0 GPA) for **Fall 2022**.

Made the **Department's Champions Honor Roll** (4.0 GPA) for **Fall 2022**.

## 2022-23 (So.):

• Grabbed his first career rebound in the win over Fordham ... Had a career-high two boards versus UNC Asheville.

## 2021-22 (Fr.):

• Made the team as a walkon ... Played in five games, including Arkansas' second-round NCAA Tournament win over New Mexico State.

### LAWSON BLAKE CAREER STATISTICS

Year	GP	GS	Min	Avg	FG	FGA	Pct	3FG	3FGA	Pct	FT	FTA	Pct	Off	Def	Tot	Avg	PF	FO	Ast	TO	Blk	Stl	Pts	Avg
2021-22	5	0	5	1.0	0	0	.000	0	0	.000	0	0	.000	0	0	0	0.0	0	0	0	0	0	0	0	0.0
2022-23	6	0	10	1.7	0	2	.000	0	0	.000	0	0	.000	1	3	4	0.7	1	0	0	1	0	0	0	0.0
CAREER	11	0	15	1.4	0	2	.000	0	0	.000	0	0	.000	1	3	4	0.4	1	0	0	1	0	0	0	0.0

# ARKANSAS RAZORBACKS

## 2022-23 SEASON RESULTS & LEADERS

RECORD:	OVERALL	HOME	AWAY	NEUTRAL
ALL GAMES	11-2	7-0	0-1	4-1
CONFERENCE	0-1	0-0	0-1	0-0
NON-CONFERENCE	11-1	7-0	0-0	4-1

DATE	TIME (CT)	R	A	N	K	OPPONENT	TV	RESULT	ATTEND	RECORD	(SEC)	HIGH POINTS	HIGH REBOUNDS
11/07/22	7:00 pm	10/10	--/--			NORTH DAKOTA STATE	SEC Network Plus	W 78-56	19200	1-0	--	(22)Ricky Council IV	(12)Trevon Brazile
11/11/22	7:00 pm	10/10	--/--			FORDHAM	SEC Network Plus	W 74-48	19200	2-0	--	(15)Ricky Council IV	(8)Trevon Brazile
11/16/22	7:00 pm	9/10	--/--			SOUTH DAKOTA STATE	SEC Network Plus	W 71-56	19200	3-0	--	(19)Ricky Council IV	(10)Trevon Brazile
11/21/22	4:00 pm	+ 9/9	--/--			vs Louisville	ESPN2	W 80-54	2400	4-0	--	(26)Anthony Black	(6)Makhi Mitchell (6) Makhel Mitchell
11/22/22	7:00 pm	+ 9/9	10/8			vs Creighton	ESPN	87-90 L	2400	4-1	--	(26)Anthony Black	(6)Anthony Black (6)Trevon Brazile
11/23/22	9:00 pm	+ 9/9	17/19			vs San Diego State	ESPN2	(OT) W 78-74	2400	5-1	--	(20)Trevon Brazile	(9)Trevon Brazile
11/28/22	7:00 pm	11/11	--/--			TROY	SEC Network	W 74-61	19200	6-1	--	(27)Ricky Council IV	(9)Makhi Mitchell
12/03/22	3:00 pm	11/11	--/--			SAN JOSE STATE	SEC Network	W 99-58	19200	7-1	--	(23)Trevon Brazile	(6)Jalen Graham
12/06/22	6:00 pm	9/8	--/--			UNC GREENSBORO	SEC Network	W 65-58	19200	8-1	--	(22)Nick Smith Jr.	(14)Makhi Mitchell
12/10/22	Noon	@ 9/8	--/RV			vs. Oklahoma	ESPN2	W 88-78	14201	9-1	--	(26)Ricky Council IV	(6)Makhi Mitchell
12/17/22	3:00 pm	& 10/10	--/--			vs. Bradley	--	W 76-57	16675	10-1	--	(18)Jordan Walsh	(7)Davonte Davis
12/21/22	8:00 pm	10/8	--/--			UNC ASHEVILLE	SEC Network	W 85-51	19200	11-1	--	(16)Jalen Graham	(7)Kamani Johnson
12/28/22	8:00 pm	* 9/7	--/--			at LSU	ESPN2	57-60 L	10428	11-2	0-1	(16)Davonte Davis	(12)Makhi Mitchell
01/04/23	7:30 pm	* 13/13	20/21			MISSOURI	SEC Network						
01/07/23	7:30 pm	*				at Auburn	SEC Network						
01/11/23	6:00 pm	*				ALABAMA	ESPN2/U						
01/14/23	1:00 pm	*				at Vanderbilt	ESPN2/U						
01/18/23	8:00 pm	*				at Missouri	SEC Network						
01/21/23	11:00 am	*				OLE MISS	ESPN2						
01/24/23	6:00 pm	*				LSU	ESPN/2/U						
01/28/23	3 or 5 pm	%				at Baylor	ESPN						
01/31/23	6:00 pm	*				TEXAS A&M	ESPN/2/U						
02/04/23	2:30 pm	*				at South Carolina	SEC Network						
02/27/23	8:00 pm	*				at Kentucky	ESPN/2						
02/11/23	5:00 pm	*				MISSISSIPPI STATE	ESPN2/U						
02/15/23	8:00 pm	*				at Texas A&M	ESPN2/U						
02/18/23	1:00 pm	*				FLORIDA	ESPN/2						
02/21/23	8:00 pm	*				GEORGIA	SEC Network						
02/25/23	1 or 3 pm	*				at Alabama	ESPN/2						
02/28/23	8:00 pm	*				at Tennessee	ESPN/2/U						
03/04/23	1:00 pm	*				KENTUCKY	CBS						
Mar. 8-12		^				SEC Tournament							

Home Games in CAPS | \* - Southeastern Conference game | + Maui Jim Maui Invitational (Lahaina, Hawaii (Lahaina Civic Center) |  
 @ - played in Tulsa, Okla. (BOK Center) | & - played in North Little Rock (Simmons Bank Arena) |  
 % - Big 12/SEC Challenge | ^ - SEC Tournament (Nashville, Tenn. - Bridgestone Arena)

ATTENDANCE SUMMARY	GAMES	TOTALS	AVG/GAME
HOME	7	134400	19200
AWAY	1	10428	10428
NEUTRAL	5	38076	7615
TOTAL	13	182904	14070

# ARKANSAS RAZORBACKS

## 2022-23 COMBINED REPORT

RECORD:	OVERALL	HOME	AWAY	NEUTRAL
ALL GAMES	11-2	7-0	0-1	4-1
CONFERENCE	0-1	0-0	0-1	0-0
NON-CONFERENCE	11-1	7-0	0-0	4-1

#	Player	GP	GS	Min	Avg	• TOTAL •			• 3-PTS •			• REBOUNDS •				PF		FO		A TO Blk Stl				Pts Av		
						FG	FGA	Pct	3FG	FGA	Pct	FT	FTA	Pct	Off											Def
1	Ricky Council IV	13	13	462	35.5	85	174	.489	13	44	.295	50	64	.781	12	27	39	3.0	24	0	33	28	2	23	233	17.9
3	Nick Smith Jr.	5	4	120	24.0	21	54	.389	6	20	.300	16	19	.842	2	7	9	1.8	6	0	9	6	1	3	64	12.8
0	Anthony Black	13	13	439	33.8	53	105	.505	13	36	.361	39	55	.709	17	50	67	5.2	26	0	48	36	7	23	158	12.2
2	Trevon Brazile	9	0	243	27.0	37	77	.481	11	29	.379	21	31	.677	9	45	54	6.0	23	1	9	20	11	9	106	11.8
4	Davonte Davis	12	8	362	30.2	36	104	.346	7	35	.200	19	25	.760	7	37	44	3.7	22	0	29	16	2	18	98	8.2
13	Jordan Walsh	13	12	308	23.7	39	78	.500	9	31	.290	17	23	.739	10	33	43	3.3	35	3	15	13	7	18	104	8.0
15	Makhi Mitchell	13	13	260	20.0	42	64	.656	0	0	.000	14	24	.583	17	54	71	5.5	34	1	18	12	19	18	98	7.5
11	Jalen Graham	10	0	78	7.8	24	36	.667	0	1	.000	6	11	.545	9	16	25	2.5	12	0	4	12	2	4	54	5.4
22	Makhel Mitchell	9	0	68	7.6	12	19	.632	0	0	.000	6	9	.667	4	17	21	2.3	8	0	4	5	9	5	30	3.3
20	Kamani Johnson	11	1	141	12.8	10	20	.500	0	0	.000	12	20	.600	18	16	34	3.1	19	0	3	5	3	10	32	2.9
5	Joseph Pinion	10	0	45	4.5	7	16	.438	3	9	.333	4	4	1.000	1	6	7	0.7	6	0	3	0	0	2	21	2.1
23	Derrian Ford	8	0	40	5.0	3	7	.429	0	0	.000	2	2	1.000	1	6	7	0.9	2	0	5	2	0	1	8	1.0
21	Cade Arbogast	6	0	9	1.5	1	4	.250	1	4	.250	0	0	.000	0	1	1	0.2	1	0	0	0	0	0	3	0.5
12	Barry Dunning Jr.	9	1	40	4.4	0	3	.000	0	1	.000	1	2	.500	0	2	2	0.2	4	0	1	2	0	2	1	0.1
45	Lawson Blake	6	0	10	1.7	0	2	.000	0	0	.000	0	0	.000	1	3	4	0.7	1	0	0	1	0	0	0	0.0
TEAM.....															13	22	35	2.7	0		5				0	
Razorbacks.....		13				370	763	.485	63	210	.300	207	289	.716	121	342	463	35.6	223	5	181	163	63	136	1010	77.7
Opponents.....		13				291	709	.410	66	232	.284	155	227	.683	103	306	409	31.5	235	-	124	235	29	77	803	61.8

Team Statistics	ARK	OPP
<b>SCORING</b>	<b>1010</b>	<b>803</b>
Points per game	77.7	61.8
Scoring margin	+15.9	-
<b>FIELD GOALS-ATT</b>	<b>370-763</b>	<b>291-709</b>
Field goal pct	.485	.410
<b>3 POINT FG-ATT</b>	<b>63-210</b>	<b>66-232</b>
3-point FG pct	.300	.284
3-pt FG made per game	4.8	5.1
<b>FREE THROWS-ATT</b>	<b>207-289</b>	<b>155-227</b>
Free throw pct	.716	.683
F-Throws made per game	15.9	11.9
<b>REBOUNDS</b>	<b>463</b>	<b>409</b>
Rebounds per game	35.6	31.5
Rebounding margin	+4.2	-
<b>ASSISTS</b>	<b>181</b>	<b>124</b>
Assists per game	13.9	9.5
<b>TURNOVERS</b>	<b>163</b>	<b>235</b>
Turnovers per game	12.5	18.1
Turnover margin	+5.5	-
Assist/turnover ratio	1.1	0.5
<b>STEALS</b>	<b>136</b>	<b>77</b>
Steals per game	10.5	5.9
<b>BLOCKS</b>	<b>63</b>	<b>29</b>
Blocks per game	4.8	2.2
<b>ATTENDANCE</b>	<b>134400</b>	<b>48504</b>
Home games-Avg/Game	7-19200	1-10428
Neutral site-Avg/Game	-	5-7615

SCORE BY PERIODS:	1st	2nd	OT	Total
Arkansas	438	561	11	1010
Opponents	386	410	7	803

Date	Ark. Rank	Opponent	Result	Score	Attend
11/07/22	10/10	NORTH DAKOTA ST.	W	76-58	19200
11/11/22	10/10	FORDHAM	W	74-48	19200
11/16/22	9/10	SOUTH DAKOTA ST.	W	71-56	19200
+ 11/21/22	9/9	vs Louisville	W	80-54	2400
+ 11/22/22	9/9	vs #10/8 Creighton	L	87-90	2400
+ 11/23/22	9/9	vs #17/19 San Diego St.	W	78-74 (OT)	2400
11/28/22	11/11	TROY	W	74-61	19200
12/03/22	11/11	SAN JOSE ST.	W	99-58	19200
12/06/22	9/8	UNC GREENSBORO	W	65-58	19200
@ 12/10/22	9/8	vs --RV Oklahoma	W	88-78	14201
& 12/17/22	10/10	vs Bradley	W	76-57	16675
12/21/22	10/8	UNC ASHEVILLE	W	85-51	19200
* 12/28/22	9/7	at LSU	L	57-60	10428

\* = SEC game || + Maui Jim Maui Invitational (Lahaina, Hawaii (Lahaina Civic Center))  
 @ - played in Tulsa, Okla. (BOK Center) || & - played in North Little Rock (Simmons Bank Arena) ||  
 % - Big 12/SEC Challenge | ^ - SEC Tournament (Nashville, Tenn. - Bridgestone Arena)



# ARKANSAS RAZORBACKS

## 2022-23 SEASON STATISTICS • ALL GAMES



RECORD:	OVERALL	HOME	AWAY	NEUTRAL
ALL GAMES	11-2	7-0	0-1	4-1
CONFERENCE	0-1	0-0	0-1	0-0
NON-CONFERENCE	11-1	7-0	0-0	4-1

				• TOTAL •			• 3-PTS •						• REBOUNDS •													
##	Player	GP	GS	Min	Avg	FG	FGA	Pct	3FG	FGA	Pct	FT	FTA	Pct	Off	Def	Tot	Avg	PFFO	A	TO	Blk	St	Pts	Avg	
1	Ricky Council IV	13	13	462	35.5	85	174	.489	13	44	.295	50	64	.781	12	27	39	3.0	24	0	33	28	2	23	233	17.9
3	Nick Smith Jr.	5	4	120	24.0	21	54	.389	6	20	.300	16	19	.842	2	7	9	1.8	6	0	9	6	1	3	64	12.8
0	Anthony Black	13	13	439	33.8	53	105	.505	13	36	.361	39	55	.709	17	50	67	5.2	26	0	48	36	7	23	158	12.2
2	Trevon Brazile	9	0	243	27.0	37	77	.481	11	29	.379	21	31	.677	9	45	54	6.0	23	1	9	20	11	9	106	11.8
4	Davonte Davis	12	8	362	30.2	36	104	.346	7	35	.200	19	25	.760	7	37	44	3.7	22	0	29	16	2	18	98	8.2
13	Jordan Walsh	13	12	308	23.7	39	78	.500	9	31	.290	17	23	.739	10	33	43	3.3	35	3	15	13	7	18	104	8.0
15	Makhi Mitchell	13	13	260	20.0	42	64	.656	0	0	.000	14	24	.583	17	54	71	5.5	34	1	18	12	19	18	98	7.5
11	Jalen Graham	10	0	78	7.8	24	36	.667	0	1	.000	6	11	.545	9	16	25	2.5	12	0	4	12	2	4	54	5.4
22	Makhel Mitchell	9	0	68	7.6	12	19	.632	0	0	.000	6	9	.667	4	17	21	2.3	8	0	4	5	9	5	30	3.3
20	Kamani Johnson	11	1	141	12.8	10	20	.500	0	0	.000	12	20	.600	18	16	34	3.1	19	0	3	5	3	10	32	2.9
5	Joseph Pinion	10	0	45	4.5	7	16	.438	3	9	.333	4	4	1.000	1	6	7	0.7	6	0	3	0	0	2	21	2.1
23	Derrian Ford	8	0	40	5.0	3	7	.429	0	0	.000	2	2	1.000	1	6	7	0.9	2	0	5	2	0	1	8	1.0
21	Cade Arbogast	6	0	9	1.5	1	4	.250	1	4	.250	0	0	.000	0	1	1	0.2	1	0	0	0	0	0	3	0.5
12	Barry Dunning Jr.	9	1	40	4.4	0	3	.000	0	1	.000	1	2	.500	0	2	2	0.2	4	0	1	2	0	2	1	0.1
45	Lawson Blake	6	0	10	1.7	0	2	.000	0	0	.000	0	0	.000	1	3	4	0.7	1	0	0	1	0	0	0	0.0
TEAM.....															13	22	35	2.7	0		5				0	
Arkansas.....				13		370	763	.485	63	210	.300	207	289	.716	121	342	463	35.6	223	5	181	163	63	136	1010	77.7
Opponents.....				13		291	709	.410	66	232	.284	155	227	.683	103	306	409	31.5	235	-	124	235	29	77	803	61.8

SCORE BY PERIODS:	1st	2nd	OT	Total
Arkansas	438	561	11	1010
Opponents	386	410	7	803

DEADBALL REBOUNDS:	OFF	DEF	TOTAL
Arkansas	42	7	49
Opponents	37	6	43

# ARKANSAS RAZORBACKS

## 2022-23 STATISTICS • SEC GAMES ONLY



RECORD:	OVERALL	HOME	AWAY
SEC ONLY	0-1	0-0	0-1

#	Player	GP	GS	Min	Avg	• TOTAL •			• 3-PTS •			• REBOUNDS •										Pts	Avg				
						FG	FGA	Pct	3FG	FGA	Pct	FT	FTA	Pct	Off	Def	Tot	Avg	PF	FO	A			TO	Blk	St	
4	Davonte Davis	1	1	40	40.0	7	18	.389	2	8	.250	0	0	.000	0	6	6	6.0	1	0	2	1	0	2	16	16.0	
1	Ricky Council IV	1	1	40	40.0	5	19	.263	1	5	.200	2	5	.400	4	2	6	6.0	1	0	0	2	0	3	13	13.0	
13	Jordan Walsh	1	1	32	32.0	6	14	.429	1	8	.125	0	0	.000	3	6	9	9.0	4	0	0	2	2	2	13	13.0	
15	Makhi Mitchell	1	1	36	36.0	3	5	.600	0	0	.000	2	3	.667	2	10	12	12.0	3	0	1	1	3	0	8	8.0	
0	Anthony Black	1	1	40	40.0	3	8	.375	0	3	.000	1	2	.500	4	4	8	8.0	1	0	4	2	0	1	7	7.0	
20	Kamani Johnson	1	0	7	7.0	0	0	.000	0	0	.000	0	0	.000	0	0	0	0.0	2	0	0	0	0	0	0	0.0	
5	Joseph Pinion	1	0	2	2.0	0	1	.000	0	1	.000	0	0	.000	0	0	0	0.0	0	0	0	0	0	0	0	0.0	
11	Jalen Graham	1	0	3	3.0	0	0	.000	0	0	.000	0	0	.000	0	1	1	1.0	2	0	0	2	0	0	0	0.0	
TEAM.....															0 2 2 2.0				0						0		
The Hogs.....		1					24	65	.369	4	25	.160	5	10	.500	13	31	44	44.0	14	0	7	10	5	8	57	57.0
Opponents.....		1					25	62	.403	4	17	.235	6	12	.500	9	30	39	39.0	13	-	9	10	3	6	60	60.0

SCORE BY PERIODS:	1st	2nd	OT	Total
Arkansas	19	38	-	57
Opponents	24	36	-	60

DEADBALL REBOUNDS:	OFF	DEF	TOTAL
Arkansas	2	0	2
Opponents	3	1	4

# 2022-23 ARKANSAS RAZORBACKS GAME HIGHS AND LEADERS

Opponent	DATE	SCORE	RESULT	POINTS	REBOUNDS	ASSISTS	STEALS	BLOCKED SHOTS
NORTH DAKOTA ST.	11/07/22	76-58	W	22-Ricky Council IV	12-Trevon Brazile	3-Jordan Walsh Anthony Black	3-Makhi Mitchell Anthony Black	1-Ricky Council IV Davonte Davis Trevon Brazile Anthony Black
FORDHAM	11/11/22	74-48	W	15-Ricky Council IV	8-Trevon Brazile	7-Ricky Council IV	3-Makhi Mitchell Davonte Davis	2-Makhi Mitchell
SOUTH DAKOTA ST.	11/16/22	71-56	W	19-Ricky Council IV	10-Trevon Brazile	5-Anthony Black	4-Anthony Black	2-Trevon Brazile
vs Louisville	11/21/22	80-54	W	26-Anthony Black	6-Makhi Mitchell Makhel Mitchell	6-Anthony Black	4-Ricky Council IV	2-Makhel Mitchell
vs Creighton	11/22/22	87-90	L	26-Anthony Black	6-Trevon Brazile Anthony Black	6-Anthony Black	2-Anthony Black Ricky Council IV	3-Trevon Brazile
vs San Diego St.	11/23/22	78-74	WOT	20-Trevon Brazile	9-Trevon Brazile	4-Ricky Council IV	2-Trevon Brazile Kamani Johnson Ricky Council IV	2-Makhel Mitchell
TROY	11/28/22	74-61	W	27-Ricky Council IV	9-Makhi Mitchell	3-Anthony Black	2-Anthony Black Jordan Walsh Trevon Brazile	3-Makhi Mitchell
SAN JOSE ST.	12/03/22	99-58	W	23-Trevon Brazile	6-Jalen Graham	6-Anthony Black	3-Ricky Council IV	2-Trevon Brazile
UNC GREENSBORO	12/06/22	65-58	W	22-Nick Smith Jr.	14-Makhi Mitchell	3-Nick Smith Jr.	3-Davonte Davis	4-Makhi Mitchell
vs Oklahoma	12/10/22	88-78	W	26-Ricky Council IV	6-Makhi Mitchell	5-Ricky Council IV Anthony Black	2-Anthony Black Jordan Walsh	2-Makhi Mitchell
vs Bradley	12/17/22	76-57	W	18-Jordan Walsh	7-Davonte Davis	4-Anthony Black	5-Davonte Davis	2-Anthony Black
UNC ASHEVILLE	12/21/22	85-51	W	16-Jalen Graham	7-Kamani Johnson	3-Anthony Black Makhi Mitchell Joseph Pinion Davonte Davis	3-Makhi Mitchell Kamani Johnson	3-Makhel Mitchell
at LSU	12/28/22	57-60	L	16-Davonte Davis	12-Makhi Mitchell	4-Anthony Black	3-Ricky Council IV	3-Makhi Mitchell

LED TEAM IN POINTS (including ties)	LED TEAM IN REBS (including ties)	LED TEAM IN ASSISTS (including ties)	LED TEAM IN STEALS (including ties)	LED TEAM IN BLKS (including ties)
Council 5	Khi Mitchell 5	Black 10	Black 6	Khi Mitchell 5
Black 3	Brazile 5	Council 3	Council 5	Brazile 4
Davis 1	Black 1	Smith 1	Davis 3	Khel Mitchell 3
Smith 1	Johnson 1	Walsh 1	Khi Mitchell 3	Black 2
Walsh 1	Khel Mitchell 1	Khi Mitchell 1	Walsh 2	Council 1
Brazile 1	Graham 1	Pinion 1	Johnson 2	Davis 1
Graham 1	Davis 1	Davis 1	Brazile 1	

## 2022-23 RAZORBACK GAME-BY-GAME STATISTICS

Opponent	Date	Score	W/L	• TOTAL •			• 3-PTRS •			• REBOUNDS •													
				FG	FGA	Pct	3FG	FGA	Pct	FT	FTA	Pct	Off	Def	Tot	Avg	PF	A	TO	Blk	Stl	Pts	Avg
NORTH DAKOTA ST.	11/07/22	76-58	W	28	57	.491	4	10	.400	16	23	.696	6	34	40	40.0	19	10	11	4	11	76	76.0
FORDHAM	11/11/22	74-48	W	30	65	.462	2	16	.125	12	18	.667	16	22	38	39.0	19	17	13	4	13	74	75.0
SOUTH DAKOTA ST.	11/16/22	71-56	W	28	61	.459	7	22	.318	8	15	.533	9	33	42	40.0	19	17	20	4	14	71	73.7
vs Louisville	11/21/22	80-54	W	29	51	.569	8	22	.364	14	19	.737	6	22	28	37.0	23	20	16	3	10	80	75.2
vs Creighton	11/22/22	87-90	L	33	70	.471	8	20	.400	13	17	.765	10	21	31	35.8	21	15	9	5	8	87	77.6
vs San Diego St.	11/23/22	78-74	Wot	24	60	.400	3	17	.176	27	38	.711	10	30	40	36.5	20	8	16	3	9	78	77.7
TROY	11/28/22	74-61	W	27	51	.529	3	11	.273	17	23	.739	10	23	33	36.0	12	4	15	5	8	74	77.1
SAN JOSE ST.	12/03/22	99-58	W	37	59	.627	8	13	.615	17	21	.810	7	26	33	35.6	12	22	11	5	8	99	79.9
UNC GREENSBORO	12/06/22	65-58	W	18	54	.333	3	18	.167	26	33	.788	8	39	47	36.9	14	9	12	9	6	65	78.2
vs Oklahoma	12/10/22	88-78	W	35	59	.593	4	12	.333	14	19	.737	8	17	25	35.7	12	19	9	5	10	88	79.2
vs Bradley	12/17/22	76-57	W	25	51	.490	4	11	.364	22	31	.710	7	19	26	34.8	19	13	11	5	16	76	78.9
UNC ASHEVILLE	12/21/22	85-51	W	32	60	.533	5	13	.385	16	22	.727	11	25	36	34.9	19	20	10	6	15	85	79.4
at LSU	12/28/22	57-60	L	24	65	.369	4	25	.160	5	10	.500	13	31	44	35.6	14	7	10	5	8	57	77.7
Arkansas		1010		370	763	.485	63	210	.300	207	289	.716	121	342	463	35.6	223	181	163	63	136	1010	77.7
Opponents		803		291	709	.410	66	232	.284	155	227	.683	103	306	409	31.5	235	124	235	29	77	803	61.8

Games played: 13

Points/game: 77.7

FG Pct: 48.5

3FG Pct: 30.0

FT Pct: 71.6

Rebounds/game: 35.6

Assists/game: 13.9

Turnovers/game: 12.5

Assist/turnover ratio: 1.1

Steals/game: 10.5

Blocks/game: 4.8



## 2022-23 OPPONENT GAME-BY-GAME STATISTICS

Opponent	Date	Score	W/L	• TOTAL •			• 3-PTRS •			• REBOUNDS •				PF	A	TO	Blk	Stl	Pts	Avg			
				FG	FGA	Pct	3FG	FGA	Pct	FT	FTA	Pct	Off								Def	Tot	Avg
NORTH DAKOTA ST.	11/07/22	76-58	W	19	56	.339	5	21	.238	15	23	.652	7	28	35	35.0	16	7	14	2	5	58	58.0
FORDHAM	11/11/22	74-48	W	17	45	.378	4	17	.235	10	17	.588	9	20	29	32.0	17	7	30	0	4	48	53.0
SOUTH DAKOTA ST.	11/16/22	71-56	W	18	56	.321	3	16	.188	17	20	.850	6	26	32	32.0	14	9	20	2	8	56	54.0
vs Louisville	11/21/22	80-54	W	16	44	.364	4	12	.333	18	25	.720	7	17	24	30.0	16	4	22	1	4	54	54.0
vs Creighton	11/22/22	87-90	L	31	53	.585	7	14	.500	21	29	.724	5	30	35	31.0	16	17	17	3	5	90	61.2
vs San Diego St.	11/23/22	78-74	Wot	27	62	.435	2	18	.111	18	23	.783	7	27	34	31.5	23	8	15	2	9	74	63.3
TROY	11/28/22	74-61	W	24	56	.429	9	28	.321	4	8	.500	10	16	26	30.7	19	10	18	3	6	61	63.0
SAN JOSE ST.	12/03/22	99-58	W	23	57	.404	6	19	.316	6	11	.545	11	18	29	30.5	19	8	18	3	6	58	62.4
UNC GREENSBORO	12/06/22	65-58	W	21	67	.313	9	28	.321	7	11	.636	8	31	39	31.4	26	13	9	3	8	58	61.9
vs Oklahoma	12/10/22	88-78	W	32	56	.571	7	15	.467	7	9	.778	7	20	27	31.0	17	15	15	1	5	78	63.5
vs Bradley	12/17/22	76-57	W	18	45	.400	4	15	.267	17	21	.810	8	24	32	31.1	22	8	27	2	8	57	62.9
UNC ASHEVILLE	12/21/22	85-51	W	20	50	.400	2	12	.167	9	18	.500	9	19	28	30.8	17	9	20	4	3	51	61.9
at LSU	12/28/22	57-60	L	25	62	.403	4	17	.235	6	12	.500	9	30	39	31.5	13	9	10	3	6	60	61.8
Opponents		803		291	709	.410	66	232	.284	155	227	.683	103	306	409	31.5	235	124	235	29	77	803	61.8
Arkansas		1010		370	763	.485	63	210	.300	207	289	.716	121	342	463	35.6	223	181	163	63	136	1010	77.7

Games played: 13

Points/game: 61.8

FG Pct: 41.0

3FG Pct: 28.4

FT Pct: 68.3

Rebounds/game: 31.5

Assists/game: 9.5

Turnovers/game: 18.1

Assist/turnover ratio: 0.5

Steals/game: 5.9

Blocks/game: 2.2

ARKANSAS RAZORBACKS

2022-23 GAME-BY-GAME POINTS-ASSISTS-REBOUNDS

				0	1	2	3	4	5	11	12	13	15	20	21	22	23	45
Opponent	Date	Score	WL	Black	Council	Brazile	Smith	Davis	Pinion	Graham	Dunning	Walsh	Mitchell	Johnson	Arbogast	Mitchell	Ford	Blake
N. DAK ST	11/07/22	74-61	W	3-7-3	22-3-2	21-12-1	DNP-inj	18-6-0	0-0-0	DNP	0-0-0	4-2-3	8-4-1	0-0-0	DNP	DNP	0-1-0	DNP
FORD	11/11/22	74-48	W	10-6-0	15-4-7	8-8-1	DNP-Inj	7-3-5	2-0-0	10-4-1	0-0-0	12-4-1	8-4-2	0-1-0	0-0-0	0-0-0	2-0-0	0-1-0
S. DAK ST	11/16/22	71-56	W	5-5-5	19-2-2	13-10-2	DNP-Inj	13-2-3	2-0-0	2-6-0	0-0-0	10-1-1	5-4-3	2-4-0	0-0-0	0-3-1	0-3-0	0-1-0
vs LOU	11/21/22	80-54	W	26-3-6	15-3-3	1-2-0	DNP-Inj	2-0-5	2-2-0	8-1-0	0-0-0	7-2-2	5-6-1	DNP	0-0-0	12-6-3	2-0-0	0-0-0
vs CU	11/22/22	87-90	L	26-6-6	24-3-3	17-6-2	DNP-Inj	9-3-2	0-0-0	DNP	DNP	5-3-2	2-1-0	DNP	DNP	4-3-0	DNP	DNP
vs S DIEGO ST	11/23/22	78-74	WOT	15-5-1	19-3-4	20-9-0	DNP-Inj	2-2-1	DNP	0-0-0	0-0-0	7-5-2	2-3-0	7-7-0	DNP	6-3-0	DNP	DNP
TROY	11/28/22	74-61	W	14-8-3	27-3-0	3-0-1	0-1-0	DNP	0-1-0	DNP	0-0-0	6-4-0	14-9-0	8-3-0	DNP	2-2-0	DNP	DNP
SJSU	12/03/22	99-58	W	8-4-6	17-3-1	23-5-2	16-1-5	0-1-3	5-2-0	11-6-1	0-1-1	6-3-0	8-4-0	0-0-0	3-0-0	0-1-0	2-0-3	0-0-0
UNCG	12/06/22	65-58	W	11-5-2	8-3-2	0-2-0	22-4-3	10-10-0	DNP	0-1-0	DNP	0-0-1	13-14-1	1-5-0	DNP	DNP	0-0-0	DNP
vs OU	12/10/22	88-78	W	8-4-5	26-2-5	DNP-Inj	21-2-1	5-2-2	DNP	1-1-0	DNP	12-3-1	10-6-4	5-5-1	DNP	DNP	DNP	DNP
vs BRAD	12/17/22	76-57	W	15-3-4	16-2-2	DNP-Inj	5-1-0	7-7-3	0-1-0	6-2-1	1-1-0	18-3-1	6-3-2	2-2-0	0-0-0	0-0-0	0-0-0	0-0-0
AVL	12/21/22	85-51	W	10-3-3	12-2-2	DNP-Inj	DNP-Inj	9-2-3	10-1-3	16-3-1	0-0-0	4-4-1	9-1-3	7-7-2	0-1-0	6-3-0	2-3-2	0-2-0
at LSU	12/28/22	57-60	L	7-8-4	13-6-0	DNP	DNP	16-6-2	0-0-0	0-1-0	DNP	13-9-0	8-12-1	0-0-0	DNP	DNP	DNP	DNP

ARKANSAS RAZORBACKS

2022-23 STARTING LINEUPS

Date	Opponent						1st SUB(S)	Outcome										
Nov. 7	N. DAK ST	Black	Davis	Council	Johnson	Khi Mitchell	Brazile	W, 76-58										
Nov. 11	FORDHAM	Black	Davis	Council	Walsh	Khi Mitchell	Brazile	W, 74-48										
Nov. 16	S. DAK ST	Black	Davis	Council	Walsh	Khi Mitchell	Brazile	W, 71-56										
Nov. 21	vs LOU	Black	Davis	Council	Walsh	Khi Mitchell	Brazile	W, 80-54										
Nov. 22	vs CU	Black	Davis	Council	Walsh	Khi Mitchell	Brazile	L, 90-87										
Nov. 23	vs S DIEGO ST	Black	Davis	Council	Walsh	Khi Mitchell	Brazile	W (ot), 78-74										
Nov. 28	TROY	Black	Dunning	Council	Walsh	Khi Mitchell	Brazile	W, 74-61										
Dec. 3	SJSU	Black	Smith	Council	Walsh	Khi Mitchell	Brazile	W, 99-58										
Dec. 6	UNCG	Black	Smith	Council	Walsh	Khi Mitchell	Brazile	W, 65-58										
Dec. 10	vs OU	Black	Smith	Council	Walsh	Khi Mitchell	Davis/Graham	W, 88-78										
Dec. 17	vs BRAD	Black	Smith	Council	Walsh	Khi Mitchell	Johnson/Davis	W, 76-57										
Dec. 21	vs UNCA	Black	Davis	Council	Walsh	Khi Mitchell	Johnson	W, 85-51										
Dec. 28	at LSU	Black	Davis	Council	Walsh	Khi Mitchell	Johnson	L, 60-57										

RECORD BY LINEUP:

Black	Davis	Council	Johnson	Khi Mitchell	1-0
Black	Davis	Council	Walsh	Khi Mitchell	5-2
Black	Dunning	Council	Walsh	Khi Mitchell	1-0
Black	Smith	Council	Walsh	Khi Mitchell	4-0

RECORD BY STARTER

Black	13	11-2
Council	13	11-2
Khi Mitchell	13	11-2
Walsh	12	10-2
Davis	8	6-2
Smith	4	4-0
Johnson	1	1-0
Dunning	1	1-0

RECORD BY 1ST SUB  
(including ties)

Brazile	9	8-1
Johnson	3	3-0
Davis	2	2-0
Graham	1	1-0

# ARKANSAS RAZORBACKS

## 2022-23 SPECIALTY STATS (ARKANSAS/OPPONENT)

Opponent	Pts Off TO	Pts In Paint	2nd Chance	Fast Break	Bench	Ties	Lead Chng	Ark Largest Lead	Best Ark Run	Opp Largest Lead	Best Opp Run	Ark Led	Opp Led	Gm Tied
NORTH DAKOTA ST	20 / 11	44 / 24	8 / 9	9 / 10	25 / 12	3	0	21 11:35 2nd	11-0	-- -- --	10-0	38:10	--	1:50
FORDHAM	30 / 15	54 / 20	13 / 2	11 / 2	22 / 17	1	1	26 4:11 2nd	12-0	5 19:03 1st	7-0	33:43	4:55	1:22
SOUTH DAKOTA ST	23 / 11	32 / 30	4 / 7	12 / 12	19 / 31	1	2	27 8:39 2nd	11-0	1 16:08 1st	7-0	27:54	0:17	1:49
vs Louisville	29 / 19	38 / 16	3 / 2	15 / 9	25 / 29	0	0	27 4:29 2nd	17-0	-- -- --	7-0	39:47	--	0:13
vs Creighton	21 / 3	42 / 42	15 / 5	16 / 13	21 / 3	10	10	2 14:25 2nd	6-0	12 1:43 1st	7-0	2:08	33:45	4:07
vs San Diego St	16 / 16	32 / 34	11 / 4	10 / 9	33 / 17	5	10	4 0:03 OT	8-0	13 5:56 1st	11-0	8:52	33:47	2:15
TROY	19 / 15	46 / 26	12 / 10	14 / 10	13 / 21	6	11	14 1:03 2nd	17-0	7 6:06 1st	8-0	15:32	20:22	4:06
SAN JOSE ST	32 / 12	52 / 30	6 / 10	23 / 2	44 / 4	4	12	41 0:20 2nd	11-0	4 4:24 1st	7-0	32:34	3:01	4:25
UNC GREENSBORO	6 / 9	28 / 24	4 / 3	8 / 6	11 / 18	4	11	7 1:29 2nd	8-0	12 4:54 1st	11-0	7:47	29:06	3:07
vs Oklahoma	17 / 10	58 / 44	11 / 8	14 / 12	11 / 16	1	8	16 9:19 2nd	8-0	9 11:47 1st	7-0	23:41	16:06	9:19
vs Bradley	37 / 9	40 / 16	9 / 8	17 / 7	16 / 8	1	3	24 11:18 2nd	11-0	2 19:30 1st	6-0	36:11	2:43	1:06
vs UNC ASHEVILLE	32 / 5	50 / 26	8 / 9	19 / 5	41 / 11	1	1	35 2:42 2nd	8-0	2 19:33 1st	4-0	38:41	1:07	0:39
at LSU	4 / 13	36 / 40	11 / 6	7 / 8	0 / 25	10	7	6 9:20 2nd	6-0	6 0:17 1st	8-0	14:18	18:51	6:51

□ INDICATES LARGEST LEADS / DEFICITS

BLACK INDICATES LARGEST UA LEAD IN A LOSS

RED INDICATES UA LARGEST DEFICITS IN A WIN

## CHARGES DRAWN

(Deflections • Blocks • Steals)

Player	18-19	19-20	20-21	21-22	22-23	Career
Black					3	
Brazile					0	
Council					1	
Davis		2	0	2	4	
Dunning					0	
Ford					0	
Graham					3	
Johnson		RS	4	1	5	
Khel Mitchell					0	
Khi Mitchell					0	
Pinion					0	
Smith					0	
Walsh					1	1

MOST IN A GAME 2022-232:

## DUNKS

(Deflections • Blocks • Steals)

Player	18-19	19-20	20-21	21-22	22-23	Career
Black					9	9
Brazile					12	
Council					16	
Davis		5	6	2	13	
Dunning					0	0
Ford					0	0
Graham					4	
Johnson		RS	2	0	2	
Khel Mitchell					7	
Khi Mitchell					5	
Pinion					2	2
Smith					1	1
Walsh					3	3

MOST IN A GAME 2022-23:

- 4 **Khel Mitchell** (LOU) 11 vs Louisville  
 3 **Brazile** (SDSU); **Graham** (SAN JOSE) 8 vs UNCA  
**Council** (OKLA); **Council** (UNCA) 7 vs Oklahoma  
 6 vs Creighton

## ALLEY-OOPS

19

NDSU	Brazile from Black
Fordham	Brazile from Council
Louisville	Council from Davis
	Khel Mitchell from Black
Creighton	Brazile from Black
	Brazile from Walsh
San Diego St	Khel Mitchell from Walsh
	Brazile from Council
Troy	Brazile from Black
San Jose	Khi Mitchell from Black
	Black from Smith
	Graham from Davis
UNCG	Khi Mitchell from Smith
Oklahoma	Council from Smith
	Black from Council
	Council from Davis
Bradley	Walsh from Black
UNCA	Council from Black
	Graham from Pinion

## BASKETS MADE

19

Brazile	6
Council	4
Khel Mitchell	2
Khi Mitchell	2
Black	2
Graham	2
Walsh	1

## ASSISTS

19

Black	7
Council	3
Davis	3
Smith	3
Walsh	2
Pinion	1



## LAST TIME AN ARKANSAS PLAYER...

### • SCORING •

Scored 30 Points: 31 Stanley Umude at Georgia (02/02/22)  
Scored 40 Points: 40 Mason Jones vs Auburn (02/04/20)  
Scored 50 Points: 51 Rotnei Clarke vs. Alcorn State (11/13/09)  
**RECORD: 51 Rotnei Clarke vs. Alcorn State (11/13/09)**

### • FIELD GOALS MADE •

Made 15 Field Goals: 15 (15-21) Rotnei Clarke vs. Alcorn State (11/13/09)  
Made 20 Field Goals: 20 (2-30) Dean Tolson vs. Texas A&M (03/02/74)  
**RECORD: 20 (20-30) Dean Tolson vs. Texas A&M (03/02/74)**

### • FIELD GOALS ATTEMPTED •

Attempted 20 Field Goals: 20 (7-20) JD Notae Auburn (02/08/22)  
Attempted 25 Field Goals: 26 (11-26) JD Notae vs Mercer (11/09/21)  
**RECORD: 30 (20-30) Dean Tolson vs. Texas A&M (03/02/74)**

### • FIELD GOAL PERCENTAGE •

Shot 100% FG (Min. 7 att): Daniel Gafford (7-7) at Texas Tech (01/26/19)  
**RECORD (min 8 att): 100% 8x - Best: Daryll Saulsberry (10-10) 1975**

### • 3-POINTERS MADE •

Made 7 3-pointers: 8 (8-11) Mason Jones at Texas A&M (03/07/20)  
Made 10 3-pointers: 10 (10-13) by Isaiah Joe vs. FIU (12/01/18)  
Made 11-Plus 3-pointers: 13 (13-17) by Rotnei Clarke vs. Alcorn State (11/13/09)  
**RECORD: 13 (13-17) by Rotnei Clarke vs. Alcorn State (11/13/09) (SEC record)**

### • 3-POINTERS ATTEMPTED •

Attempted 15 3-Pointers: 15 (6-15) Isaiah Joe at Texas A&M (03/07/20)  
Attempted 20 3-Pointers: 24 (10-24) Pat Bradley vs. North Texas (12/30/98)  
**RECORD: 24 (10-24) Pat Bradley vs. North Texas (12/30/98) (SEC record)**

### • FREE THROWS MADE •

Made 10 Free Throws: 10 JD Notae (10-13) vs LSU (03/11/22)  
Made 15 Free Throws: 16 (16-19) Moses Moody vs Alabama (02/24/21)  
Made 20 Plus Free Throws: 22 (22-24) Martin Terry vs. Texas A&M (01/22/72)  
**RECORD: 22 (22-24) by Martin Terry vs. Texas A&M (01/22/72)**

### • FREE THROWS ATTEMPTED •

Attempted 15 Free Throws: 19 (16-19) Mason Jones vs Tennessee (02/26/20)  
Attempted 20 Free Throws: 21 (18-21) Moses Moody vs Alabama (02/24/21)  
Attempted 24 Plus Free Throws: 24 (22-24) Martin Terry vs. Texas A&M (01/22/72)  
**RECORD: 24 (22-24) Martin Terry vs. Texas A&M (01/22/72)**

### • FREE THROW PERCENTAGE •

Shot 100% FT (min 10 att): Chris Lykes (12-12) vs Elon (12/21/21)  
**RECORD (min. 11 att): 9x - Best: Tommy Boyer (18-18) in 1963**

### • REBOUNDS •

Grabbed 15-19 Rebounds: 15 Jaylin Williams vs New Mexico State (03/19/22)  
Grabbed 20-Plus Rebounds: 23 Nick Davis vs. Jackson State (11/21/97)  
**RECORD: 23 by Nick Davis vs. Jackson State (11/21/97)**  
• Grabbed 10 Offensive Rebounds: 111 Justin Smith vs Oral Roberts (03/27/21)  
• **Grabbed 10 Defensive Rebounds: 14 Khi Mitchell & Devo Davis vs UNCG (12/06/22)**

### • ASSISTS •

Had 10 Assists: 10 by Jalen Tate vs Georgia (01/09/21)  
Had 15 Assists: 15 by Dontell Jefferson vs. Portland State (11/18/05)  
**RECORD: 15 by Dontell Jefferson vs. Portland State (11/18/05)**

### • STEALS •

**Had 5 Steals: 5 Davonte Davis vs Bradley (12/17/22)**  
Had 6-7 Steals: 6 Jaylin Williams vs Texas A&M (01/22/22)  
Had 8-9 Steals: 8 JD Notae vs New Mexico State (03/19/22)  
**RECORD: 9 by Robert Shepard at Arizona (12/06/92)**

### • BLOCKED SHOTS •

Had 5 Blocks: 5 Connor Vanover at Oklahoma State (01/30/21)  
Had 6-9 Blocks: 6 Connor Vanover vs North Texas (11/28/20)  
Had 10 Blocks: 10 Steven Hill vs. Texas State (12/06/05)  
**RECORD: 10 Steven Hill vs. Texas St. (12/06/05) & Oliver Miller vs. Texas (02/04/90)**

### • TURNOVERS •

Committed 5-9 Turnovers: 6 JD Notae vs New Mexico State (03/19/22)  
Committed 10 Plus Turnovers: 10 Courtney Fortson at South Carolina (02/21/09)

### • MINUTES PLAYED •

**39 Minutes (Regulation): 39:04 Davonte Davis vs North Dakota State (11/07/22)**  
**40 Minutes (Regulation): 40:00 Ricky Council vs Oklahoma (12/10/22)**  
**40 Minutes (OT): 2 vs San Diego St (11/23/22) - Council (41:03) - Brazile (40:05)**  
45 Plus Minutes: 47 by BJ Young vs. Auburn (01/16/13)

### • MISCELLANEOUS •

**2 Players Scored 20+ Pts In Same Game: Ricky Council IV (26) & Nick Smith Jr. (24) vs Oklahoma (12/10/22)**  
3 Players Scored 20+ Pts In Same Game: at South Carolina (03/02/20)  
Moses Moody (28), Justin Smith (22) and JD Notae (21)  
2 Players Scored 20+ Pts In Back-To-Back Gms: Mason Jones (37/26) & Isaiah Joe (22/26) vs Tennessee (02/26/20) and at Georgia (02/29/20)  
2 Players Scored 20+ Pts In 3 Straight: Mason Jones (41/20/21) & Isaiah Joe (20/21/24) vs Tulsa (12/14/19), Valpo (12/21/19) and Indiana (12/29/19)  
8 Players Scored in Double Digits: Mississippi Valley State (11/25/20)  
Connor Vanover (25), Desi Sills (19), Moses Moody (16), Vance Jackson (15)  
Khalen Robinson (15), Justin Smith (13), JD Notae (13), Jalen Tate (12)  
Scored 20 or More Points in Five-Plus Consecutive Games: (5) by Mason Jones 37, 26, 36, 30, 22 (02/26/20 to 03/11/20)  
Scored 20 or More Points in 10-Plus Consecutive Games: (11) by Todd Day 20, 23, 26, 26, 22, 31, 23, 21, 27, 21, 20 (12/01/90 to 01/12/91)  
Scored 30 or More Points in 3 Straight Games: Mason Jones (only Razorback) 34 vs. S. Carolina (01/29/20), 30 at Alabama (02/01/20), 40 vs Auburn (02/04/20)  
Most Points in Back-To-Back Games: 82 by Martin Terry 35 at TCU (02/20/73) and 47 vs. SMU (02/24/73)  
Consecutive Free Throws Made: 48 by Ricky Medlock (20 gms; 12/21/74 to 03/04/75)  
**Double-Double: Pts/Rebs: Khi Mitchell (13 & 14) and Devo Davis (10 & 10) vs UNCG (12/06/22)**  
Double-Double: Pts/Assists: Jalen Tate (15 & 10) vs Georgia (01/09/21)  
**Two Players with Double-Double in Same Game: vs UNC Greensboro (12/06/22) Khi Mitchell (13 pts & 14 rebs) and Devo Davis (10 pts & 10 rebs)**  
5 Straight Double-Doubles: (7) Jaylin Williams 13 & 11 vs AUB; 22 & 10 at BAMA; 13 & 11 at MIZ; 13 & 16 vs TENN; 15 & 10 at FLA; 16 & 12 vs UK; 19 & 10 vs LSU  
3+ Straight Double-Doubles in SEC: (5) Jaylin Williams (AUB/@Bama/@MIZ/TEN/@FLA/UK/LSU)  
Most Consecutive Double-Doubles: 9 by Dean Tolson (1973-74) and 6 by Derek Hood (1998-99)  
Three Players with Double-Double in Same Game: vs Alabama (01/16/10) - Marshawn Powell 18 pts, 10 rebs, Mike Washington (17 pts, 13 rebs) and Courtney Fortson (12 pts, 10 assists)  
Had 5-Plus Assists in 5-Plus Consecutive Games: (6) by Jalen Harris 11, 6, 10, 12, 7, 10 (11/21/81 thru 12/15/18)  
Had 10 or More Assists in Back-to-Back Games: Jalen Harris 10 vs. FIU (12/01/18) and 12 at Colorado State (12/05/18)  
Three-Plus Players with 5-Plus Assists in a Game: vs. Montana State (11/21/18) Jalen Harris (11), Isaiah Joe (5) and Desi Sills (5)  
Had 5 or More Steals in Back-to-Back Games: Ronnie Brewer 5 vs. Western Illinois (01/01/06) and 5 vs. Mississippi State (01/07/06)

## LAST TIME AN OPPONENT PLAYER...

### • SCORING •

Scored 30 Points: 31 Oscar Tshiebwe vs Kentucky (02/26/22)  
Scored 40 Points: 45 Jodie Meeks vs. Kentucky (02/14/09)  
Scored 50 Points: 56 Oscar Robertson vs. Cincinnati (03/15/58) **(most on record)**

### • FIELD GOALS MADE •

Made 15 Field Goals: 17 (17-24) Jodie Meeks vs. Kentucky (02/14/09)  
Made 20 Field Goals: 21 Oscar Robertson vs. Cincinnati (03/15/58) **(most on record)**

### • FIELD GOALS ATTEMPTED •

**Attempted 20 Field Goals: 20 (9-20) Matt Bradley (11/23/22)**  
Attempted 25 Field Goals: 28 (11-28) Devan Downey vs. South Carolina (02/17/10)

### • FIELD GOAL PERCENTAGE •

Shot 100% FG (Min. 7 att): Adam Wing (8-8) vs. Evansville (12/08/15)

### • 3-POINTERS MADE •

Made 7 3-pointers: 7 (7-15) Tyler Hall vs. Montana State (11/21/18)  
Made 10 3-pointers: 10 (10-19) Lance Weems at Auburn (01/06/96)

### • 3-POINTERS ATTEMPTED •

Attempted 15 3-pointers: 15 (7-15) Tyler Hall vs. Montana State (11/21/18)  
Attempted 20 3-pointers: 22 (5-22) Jeff Fryer vs. Loyola Marymount (03/16/89)

### • FREE THROWS MADE •

**Made 10 Free Throws: 10 (10-12) Ryan Nembhard vs Creighton (11/22/22)**  
Made 15 Free Throws: 15 (15-17) Keyontae Johnson at Florida (02/18/20)

### • FREE THROWS ATTEMPTED •

Attempted 15 Free Throws: 15 (12-15) Xavier Pinson (01/02/21)  
Attempted 20 Free Throws: 24 (18-24) Frank Williams vs. Illinois (12/08/01)

### • FREE THROW PERCENTAGE •

Shot 100% FT (min 10 att): 14-14 Grant Williams at Tennessee (01/15/19)

### • REBOUNDS •

Grabbed 15-19 Rebounds: 18 Oscar Tshiebwe vs Kentucky (02/26/22)  
Grabbed 20 Rebounds: 20 Antonio McDyess vs. Alabama (03/11/95)  
• Grabbed 10 Offensive Rebounds: 11 Tyler Davis at Texas A&M (01/30/18)  
• Grabbed 10 Defensive Rebounds: 10 Oscar Tshiebwe vs Kentucky (02/26/22)

### • ASSISTS •

Had 10 Assists: 11 Tremont Waters vs. LSU (01/12/19)  
Had 13 Assists: 13 Chuck Evans at Mississippi State (01/27/93) **(on record)**

### • STEALS •

Had 5 Steals: 6 Alpha Diallo at Providence (03/19/19)  
Had 8 Steals: 8 Terry Conerway vs. Texas State (12/21/02)

### • BLOCKED SHOTS •

Had 6-9 Blocks: 7 Walker Kessler vs Auburn (02/08/22)  
Had 10 Plus Blocks: 10 P.J. Roberson vs. Grambling State (11/26/11)

### • TURNOVERS •

Committed 7-9 Turnovers: 7 Wendell Green Jr vs Auburn (02/08/22)  
Committed 10 Plus Turnovers: 12 Devin Gibson vs. UTA (12/12/07)

## LAST TIME ARKANSAS HIGHS...

### • SCORING •

Scored 100-119 Points: 101 at South Carolina (103/02/21)  
Scored 120-Plus Points: 142 vs. Mississippi Valley State (11/25/20)  
Scored 50 Points in 1st Half: 53 at Georgia (02/02/22)  
**Scored 50 Points in 2nd Half: 59 vs San Jose State (12/03/22)**  
Scored 60 or More Points in a Half: 61 (1st) vs. Miss Valley State (11/25/20)  
Scored 70 or More Points in a Half: 71 (1st) vs. Alcorn (11/13/09)  
Scored 80 or More Points in a Half: 81 (2nd) vs. Miss Valley State (11/25/20)  
Most Points in a Half: 88 (2nd) vs. U.S. International (12/09/89)

### • FIELD GOALS MADE •

Made 40 Field Goals: 40 (40-71) at Georgia (02/02/22)  
Made 50 Field Goals: 57 (57-99) vs. Troy (12/10/96)  
**RECORD: 68 (68-101) vs. U.S. International (12/09/89)**

### • FIELD GOALS ATTEMPTED •

Attempted 80 Field Goals: 86 (48-86) vs Miss Valley State (11/25/20)  
Attempted 90 Field Goals: 99 (57-99) vs. Troy (12/10/96)  
Attempted 100 Field Goals: 101 (68-101) vs. US International (12/09/89)  
**RECORD: 101 (68-101) vs. U.S. International (12/09/89)**

### • FIELD GOAL PERCENTAGE •

**Shot 60% FG: 62.7 (37-59) vs San Jose State (12/03/22)**  
Shot 70% or Better FG: 72.7 (32-44) vs. Alabama State (12/21/83)  
**RECORD: 79.4 (27-34) vs. Texas Tech (1979)**

### • 3-POINTERS MADE •

Made 15 3-pointers: 15 (15-28) at Georgia (02/02/22)  
Made 20 3-pointers: 20 (20-40) vs Miss Valley State (11/25/20)  
**RECORD: 21 (21-37) vs. Troy (12/10/96)**

### • 3-POINTERS ATTEMPTED •

Attempted 30 3-pointers: 33 (15-33) at South Carolina (02/03/21)  
Attempted 40 3-pointers: 40 (20-40) vs Miss Valley State (11/25/20)  
**RECORD: 54 (19-54) vs. North Texas (12/30/98)**

### • 3-POINT PERCENTAGE •

Shot 50% 3PT FG (min. 15 att): 53.6 (15-28) at Georgia (02/02/22)  
Shot 60% or Better 3PT FG (min. 15 att): 61.1 (11-18) at Vanderbilt (03/06/19)  
**RECORD (min. 15 att): 66.7 (16-24) vs. Mississippi State (01/09/16)**

### • FREE THROWS MADE •

**Made 20 Free Throws: 26 (26-33) vs UNC Greensboro (12/06/22)**  
Made 30 Free Throws: 36 (36-54) vs LSU (03/04/20)  
Made 40 Free Throws: 41 (41-49) at Kentucky (01/25/92)  
**RECORD: 48 (48-53) vs. Ole Miss (01/17/04)**

### • FREE THROW ATTEMPTS •

Attempted 40 Free Throws: 43 (27-43) vs Alabama (02/24/21)  
Attempted 50 Free Throws: 54 (36-54) vs LSU (03/04/20)  
Attempted 60 Free Throws: 65 vs. TCU (1955)  
**RECORD: 65 vs. TCU (1955)**

### • FREE THROW PERCENTAGE •

Shot 80% FT (min. 10 att): 88.0 (22-25) vs New Mexico State (03/19/22)  
Shot 90% or Better FT (min. 10 att): 94.4 (17-18) vs. Oklahoma (12/11/21)  
**RECORD (min 10 att): 100 3x - Best 16-16 at Kentucky (02/27/14)**

### • REBOUNDS •

**Grabbed 40 Rebounds: 47 vs UNC Greensboro (12/06/22)**  
Grabbed 50 Rebounds: 54 vs Lipscomb (12/05/20)  
Grabbed 55-Plus Rebounds: 58 vs Oral Roberts (12/20/20)  
**RECORD: 77 vs. Jackson State (01/22/02)**

### • ASSISTS •

Had 25 Assists: 26 vs Central Arkansas (12/12/20)  
Had 30 Assists: 32 vs. Jackson State (11/22/96)  
Had 40 Assists: 40 vs. Troy (12/10/96)  
**RECORD: 47 vs. U.S. International (12/09/89)**

### • STEALS •

**Had 15 Steals: 16 vs Bradley (12/17/22)**  
Had 20 Steals: 24 vs. Maryland-Eastern Shore (01/02/01)  
Had 25 Steals: 26 vs. Louisiana-Monroe (11/25/00)  
**RECORD: 26 vs. Louisiana-Monroe (11/25/00)**

### • BLOCKED SHOTS •

Had 10 Blocks: 10 vs Elon (12/21/21)  
Had 13 Blocks: 14 vs. Georgia (01/29/19)  
Had 15 Blocks: 15 vs. South Alabama (12/30/91)  
**RECORD: 18 vs. Missouri (12/05/95)**

### • MOST TURNOVERS •

Had 25 Turnovers: 25 at South Carolina (02/21/09)  
Had 30 Turnovers: 32 vs. Providence (11/16/07)  
**RECORD: 32 vs. Providence (11/16/07)**

### • FOULS •

Committed 25 Fouls: 28 vs Missouri (01/02/21)  
Committed 30 Fouls: 32 at Missouri (02/08/20)  
**RECORD: 38 vs. Missouri (12/04/61)**

## LAST TIME ARKANSAS LOWS...

### • SCORING •

Held to 40-45 Points: 43 at Florida (01/22/11)  
Held to 46-49 Points: 46 at Mississippi State (02/09/16)  
Held to 50-55 Points: 53 vs. New Mexico State (03/19/19)  
**Held to 56-59 Points: 57 at LSU (12/28/22)**  
**Held to 19 Points or Less in a Half: 19 (1st half) at LSU (12/28/22)**

### • FIELD GOALS •

**Held to Below 20 Field Goals Made: 18 (18-54) vs UNC Greensboro (12/06/22)**

### • FIELD GOAL PERCENTAGE •

Held to 20-29% FG: 27.5 (14-51) vs New Mexico State (03/19/22)  
**Held to 30-35% FG: .333 (18-54) vs UNC Greensboro (12/06/22)**

### • 3-POINTERS •

Did not Make a 3-pointer: 0 (0-1) vs South Carolina (01/18/22)  
**Held to 1-2 3-PT FG Made: 2 (2-16) vs Fordham (11/11/22)**  
Attempted Single-Digit 3-pointers: 9 (6-9) vs TCU (01/25/20)

### • 3-POINT PERCENTAGE •

Shot 10% or Worse 3PT FG: 0.0 (0-11) vs South Carolina (01/18/22)  
**Shot 11-19% 3PT FG: 16.0 (4-25) at LSU (12/28/22)**

### • FREE THROWS •

**Made Single Digit Free Throws: 5 (5-10) at LSU (02/28/22)**  
Attempted Single Digit Free Throws: 7 (4-7) at Georgia (02/02/22)

### • FREE THROW PERCENTAGE •

Shot 40-49% FT: 47.1 (8-17) vs Southern (12/09/20)  
Shot Below 40% FT: 26.7 (4-15) at Texas A&M (01/09/13)

### • REBOUNDING •

Had 19 or Fewer Rebounds: 19 at Missouri (03/05/13)  
**Had 20-25 Rebounds: 25 vs Oklahoma (12/10/22)**

### • ASSISTS •

**Held to 6 Assists or less: 4 vs Troy (11/28/22)**

### • STEALS •

Had 0 Steals: vs Texas Tech (03/21/21) **(only time on record)**  
Had 1 Steal: 1 vs Florida (03/09/18)  
Had 2-3 Steals: 2 vs New Mexico State (3/19/22)

### • BLOCKED SHOTS •

Had No Blocked Shots: 0 vs Missouri (1/23/19)

### • FEWEST TURNOVERS •

Had 1-4 Turnovers: 4 vs Georgia (01/29/19)  
Had 5 Turnovers: 5 vs New Mexico State (3/19/22)

### • FOULS •

Had Single Digit Fouls: 6 vs Mercer (11/09/21)

## ARKANSAS MISCELLANEOUS...

Played in an OT game:	11/23/22 vs San Diego State	W, 78-74 (OT)
Played in a 2OT game:	01/23/18 at Georgia	W, 80-77 (2 OT)
Played in a 3OT game:	02/09/80 vs Houston	L, 90-84 (3 OT)

LAST TIME AN OPPONENT HIGHS...

• SCORING •
Scored 100 Points: 106 at Tennessee (01/15/19) Scored 110 Points: 117 at Ole Miss (12/10/73) Scored 50 Points in 1st Half: 55 at Tennessee (01/15/19) Scored 50 Points in 2nd Half: 56 vs LSU (03/04/20) Scored 60 or More Points in a Half: 60 (1st half) vs. Alabama (02/28/96)
• FIELD GOALS MADE •
Made 30 Field Goals: 31 (31-61) vs Texas A&M (03/12/22) Made 40 Field Goals: 40 (40-68) by Texas (01/05/10) Made 45 Field Goals: 45 (45-80) vs. Pittsburgh (12/29/86)
• FIELD GOALS ATTEMPTED •
Attempted 70 Field Goals: 72 (27-72) at South Carolina (03/02/20) Attempted 80 Field Goals: 80 (30-80) by Auburn (02/08/22)
• FIELD GOAL PERCENTAGE •
Shot 60% FG: 61.1 (15-23) vs. Auburn (02/17/16) Shot 65% FG: 67.7 (4-65) vs. North Carolina (03/23/08) Shot 69% FG: 69.8 (37-53) at Auburn (01/14/95)
• 3-POINTERS MADE •
Made 15 3-pointers: 15 (15-36) at Alabama (01/16/21) Made 17 3-pointers: 17 (17-37) vs UNI (11/17/21) - <b>TIES RECORD BY OPP (3x)</b>
• 3-POINTERS ATTEMPTED •
Attempted 30 3-pointers: 32 (8-32) vs Auburn (02/08/22) Attempted 35 3-pointers: 37 (17-7) vs UNI (11/17/21)
• 3-POINT PERCENTAGE •
Shot 50% 3PT FG (min 15 att): 53.3 (8-15) vs Texas A&M (03/12/22) Shot 60% or Better 3PT FG (min 15 att): 66.7 (12-18) at Tennessee (03/05/22)
• FREE THROWS •
Made 20 Free Throws: 20 (20-30) at Tennessee (03/05/22) Made 30 Free Throws: 34 (34-44) at Missouri (02/08/19) Made 40 Free Throws: 40 (40-50) vs. UMass (11/25/94)
• FREE THROW ATTEMPTS •
Attempted 35 Free Throws: 39 (26-39) vs Missouri (01/02/21) Attempted 40 Free Throws: 44 (34-44) at Missouri (02/08/18) Attempted 50 Free Throws: 50 (39-50) vs. South Carolina (03/11/04)
• FREE THROW PERCENTAGE •
Shot 80% FT (min. 10 att): .886 (19-22) vs Oklahoma (02/18/20) Shot 90% or Better FT (min. 10 att): .950 (19-20) vs Texas A&M (01/22/22) Shot 100% (min. 10 att): 1.000 (14-14) vs Florida (02/16/21)
• REBOUNDING •
Grabbed 45 Rebounds: 48 at LSU (01/13/21) Grabbed 50 Rebounds: 51 vs Missouri (01/02/21) Grabbed 55-Plus Rebounds: 60 vs Auburn (02/08/22) • Grabbed 20 Offensive Rebounds: 24 vs Auburn (02/08/22)
• ASSISTS •
Had 25 Assists: 25 vs. Louisville (11/17/09) Had 30 Assists: 30 at UAB (01/27/90)
• STEALS •
Had 15 Steals: 15 at LSU (02/24/10) Had 18 Steals: 18 vs. Alcorn State (12/02/95)
• BLOCKED SHOTS •
Had 10 Blocks: 10 at Tennessee (01/22/14) Had 13 Blocks: 13 at Mississippi State (01/14/10)
• MOST TURNOVERS •
Had 20 Turnovers: 22 vs Colgate (03/19/21) <b>Had 25 Turnovers: 27 vs Bradley (12/17/22)</b> <b>Had 30 Turnovers: 30 vs. Fordham (11/11/22)</b> <b>MOST ON RECORD: 42 vs. Grambling (12/31/00) and Bethune-Cookman (12/02/97)</b>
• FOULS •
Committed 30-plus Fouls: 32 vs Alabama (02/24/21) <b>RECORD: 36 vs. Centenary (12/04/82)</b>

LAST TIME AN OPPONENT LOWS

• SCORING •
Held to 30-39 Points: 33 vs. Vanderbilt (01/12/13) Held to 40-45 Points: 43 vs Missouri (01/12/22) <b>Held to 46-49 Points: 48 vs Fordham (11/11/22)</b> Held to 50-55 Points: 50 vs Lipscomb (12/05/20) <b>Held to 56-59 Points: 5x LAST 58 vs UNC Greensboro (12/06/22)</b> Held to 15 Points or Less in 1st Half: 15 vs Missouri (01/12/22) Held to 18 Points or Less in 2nd Half: 18 vs Savannah State (12/12/13)
• FIELD GOAL PERCENTAGE •
Held to 21% or Worse FG: .2097 (13-62) vs. Jackson State (11/22/02) Held to 20-29% FG: .292 (14-48) vs Missouri (01/12/22) <b>Held to 30-35% FG: .313 (21-67) vs UNC Greensboro (12/06/22)</b>
• 3-POINTERS •
Did not Make a 3-pointer: 0 (0-10) by Mississippi State (02/07/15) Held to 1 3-PT FG Made: 1 (1-13) vs Southern (12/09/20) <b>Held to 2-3 3-PT FG Made: 2 (2-18) vs San Diego State (11/23/22)</b>
• 3-POINT PERCENTAGE •
Shot 10% or Worse 3PT FG: 6.3 (1-16) vs Ole Miss (01/27/21) <b>Shot 11-16% 3PT FG: 11.1 (2-18) vs San Deigo State (01/23/22)</b> <b>Shot 17-19% 3PT FG: 18.8 (3-16) vs South Dakota State (11/16/22)</b>
• FREE THROWS •
Made 1-5 Free Throws: 3 (3-8) vs Alabama (02/24/21) <b>Made 6-9 Free Throws: 6 (6-12) at LSU (12/28/22)</b>
• FREE THROW ATTEMPTS •
Attempted Single Digit Free Throws: 8 (3-8) vs Alabama (02/24/21)
• FREE THROW PERCENTAGE •
Shot Below 40% FT: 38.1 (8-21) vs. Texas State (12/22/18) Shot 40-49% FT: 47.1 (8-17) vs Auburn (02/08/22)
• REBOUNDING •
Had 19 or Fewer Rebounds: 19 vs. Missouri-Kansas City (12/02/06) Had 20-25 Rebounds: 21 vs Charlotte (12/07/21)
• ASSISTS •
Held 5 Assists or Fewer: 5 vs Southern (12/09/20)
• STEALS •
Had No Steals: 0 vs Vanderbilt (01/15/20) Had 1 Steal: 1 vs Cincinnati (11/23/21) Had 2-3 Steals: 2 vs Mississippi State (02/05/22)
• BLOCKED SHOTS •
Had No Blocked Shots: 0 vs Fordham (11/11/22)
• FEWEST TURNOVERS •
Had 0-5 Turnovers: 5 at Tennessee (01/06/21) Had 6-9 Turnovers: 6 vs New Mexico State (3/19/22)
• FOULS •
Had Single Digit Fouls: 8 at Michigan (12/08/12) Committed 10-14 Fouls: 14 vs UNI (11/17/21)



<b>GAME 1</b>		<b>58</b>	<b>North Dakota State</b>	<b>26</b>	<b>32</b>	<b>58</b>	<b>76</b>	
		<b>#10/10 ARKANSAS</b>		<b>34</b>	<b>42</b>	<b>76</b>		
Nov. 7, 2022 • Fayetteville, Ark. • Bud Walton Arena								

#### North Dakota St. 58 • 0-1

#	Player	Total		3-Ptr		Rebounds			PF	TP	A	TO	Blk	Stl	Min
		FG-FGA	FG-FGA	FT-FTA	Off	Def	Tot								
04	Grant Nelson	f	5-9	1-2	6-8	0	6	6	4	17	0	4	1	0	21
23	Andrew Morgan	f	3-8	0-1	1-4	3	4	7	2	7	0	3	1	2	25
05	Luke Yoder	g	1-3	0-1	0-0	0	4	4	0	2	4	2	0	0	30
12	Lance Waddles	g	1-9	1-7	0-0	0	4	4	1	3	2	0	0	0	22
14	Boden Skunberg	g	5-13	1-4	6-8	0	1	1	4	17	1	4	0	0	35
02	Tajavis Miller		1-6	1-3	0-0	0	3	3	2	3	0	1	0	1	19
11	Jacari White		2-6	0-1	2-3	1	1	2	0	6	0	0	0	2	15
22	Joshua Streit		0-0	0-0	0-0	3	1	4	3	0	0	0	0	0	15
33	Sam Hastreiter		1-2	1-2	0-0	0	1	1	0	3	0	0	0	0	18
	Team					0	3	3							
Totals			19-56	5-21	15-23	7	28	35	16	58	7	14	2	5	200

FG % 1st Half: 8-26 30.8% 2nd half: 11-30 36.7% Game: 19-56 33.9% Deadball Rebounds 4  
 3FG % 1st Half: 2-12 16.7% 2nd half: 3-9 33.3% Game: 5-21 23.8%  
 FT % 1st Half: 8-12 66.7% 2nd half: 7-11 63.6% Game: 15-23 65.2%

#### Arkansas 76 • 1-0

#	Player	Total		3-Ptr		Rebounds			PF	TP	A	TO	Blk	Stl	Min
		FG-FGA	FG-FGA	FT-FTA	Off	Def	Tot								
15	Makhi Mitchell	f	4-5	0-0	0-0	1	3	4	4	8	1	0	0	3	20
20	Kamani Johnson	f	0-0	0-0	0-0	0	0	0	2	0	0	1	0	1	10
00	Anthony Black	g	1-7	0-0	1-2	0	7	7	3	3	3	2	1	3	30
01	Ricky Council IV	g	9-14	1-2	3-6	1	2	3	1	22	2	1	1	1	36
04	Davonte Davis	g	6-14	0-2	6-8	0	6	6	1	18	0	5	1	2	39
02	Trevon Brazile		7-14	3-6	4-5	1	11	12	2	21	1	2	1	0	32
05	Joseph Pinion		0-0	0-0	0-0	0	0	0	1	0	0	0	0	0	3
12	Barry Dunning Jr.		0-1	0-0	0-0	0	0	0	0	0	0	0	0	1	9
13	Jordan Walsh		1-1	0-0	2-2	0	2	2	5	4	3	0	0	0	18
23	Derrian Ford		0-1	0-0	0-0	1	0	1	0	0	0	0	0	0	3
	Team					2	3	5							
Totals			28-57	4-10	16-23	6	34	40	19	76	10	11	4	11	200

FG % 1st Half: 12-30 40.0% 2nd half: 16-27 59.3% Game: 28-57 49.1% Deadball Rebounds 2  
 3FG % 1st Half: 1-4 25.0% 2nd half: 3-6 50.0% Game: 4-10 40.0%  
 FT % 1st Half: 9-14 64.3% 2nd half: 7-9 77.8% Game: 16-23 69.6%

Officials: Hunter Allen, Josue Nieves, Steven Anderson  
 Technical fouls: North Dakota St.-None. Arkansas-Kamani Johnson.  
 Attendance: 19200

Score by periods	1st	2nd	Total
North Dakota St.	26	32	58
Arkansas	34	42	76

Last FG - NDSU 2nd-00:03, ARK 2nd-00:09.  
 Largest lead - NDSU None, ARK by 21 2nd-11:35.  
 NDSU led for 00:00. ARK led for 38:10. Game was tied for 01:50.  
 Score tied - 3 times.  
 Lead changed - 0 times.

<b>GAME 2</b>		<b>48</b>	<b>Fordham</b>	<b>21</b>	<b>27</b>	<b>48</b>	<b>74</b>	
		<b>#10/10 ARKANSAS</b>		<b>32</b>	<b>42</b>	<b>74</b>		
Nov. 11, 2022 • Fayetteville, Ark. • Bud Walton Arena								

#### Fordham 48 • 1-1

#	Player	Total		3-Ptr		Rebounds			PF	TP	A	TO	Blk	Stl	Min
		FG-FGA	FG-FGA	FT-FTA	Off	Def	Tot								
02	Khalid Moore	f	3-7	0-2	1-2	0	1	1	2	7	2	1	0	0	27
03	Abdus Tsimbila	f	1-2	0-0	0-0	0	6	6	2	2	0	2	0	3	21
30	Darius Quisenberry	g	2-8	1-4	5-6	0	1	1	1	10	1	3	0	1	30
10	Kyle Rose	g	2-3	2-3	0-2	3	1	4	0	6	0	4	0	0	21
24	Antrell Chariton	g	3-10	0-2	0-0	0	1	1	3	6	2	9	0	0	30
01	Will Richardson		0-2	0-0	0-0	0	2	2	1	0	1	1	0	0	17
11	Romad Dean		2-4	0-1	1-1	1	1	2	0	5	0	2	0	0	21
12	Elijah Gray		4-5	1-2	1-4	0	2	2	4	10	0	1	0	0	11
13	Zach Riley		0-0	0-0	0-0	1	0	1	0	0	1	0	0	0	6
14	Albe Evans		0-0	0-0	0-0	0	0	0	0	0	0	0	0	0	0+
15	Rostyslav Novitskiy		0-0	0-0	2-2	1	3	4	3	2	0	4	0	0	9
23	Patrick Kelly		0-4	0-3	0-0	2	0	2	1	0	0	0	0	0	7
	Team					1	2	3							
Totals			17-45	4-17	10-17	9	20	29	17	48	7	30	0	4	200

FG % 1st Half: 8-21 38.1% 2nd half: 9-24 37.5% Game: 17-45 37.8% Deadball Rebounds 4,2  
 3FG % 1st Half: 2-9 22.2% 2nd half: 2-8 25.0% Game: 4-17 23.5%  
 FT % 1st Half: 3-6 50.0% 2nd half: 7-11 63.6% Game: 10-17 58.8%

#### Arkansas 74 • 2-0

#	Player	Total		3-Ptr		Rebounds			PF	TP	A	TO	Blk	Stl	Min
		FG-FGA	FG-FGA	FT-FTA	Off	Def	Tot								
13	Jordan Walsh	f	5-7	0-2	2-3	1	3	4	3	12	1	1	0	0	21
15	Makhi Mitchell	f	4-7	0-0	0-0	2	2	4	3	8	2	0	2	3	26
00	Anthony Black	g	3-8	1-6	3-4	2	4	6	2	10	0	4	1	2	24
01	Ricky Council IV	g	5-12	1-3	4-4	1	3	4	2	15	7	2	0	2	37
04	Davonte Davis	g	3-12	0-3	1-2	0	3	3	1	7	5	1	0	3	39
02	Trevon Brazile		3-7	0-2	2-3	4	4	8	3	8	1	2	1	1	32
05	Joseph Pinion		1-1	0-0	0-0	0	0	0	1	2	0	0	0	1	4
11	Jalen Graham		5-7	0-0	0-0	3	1	4	3	10	1	1	0	0	11
12	Barry Dunning Jr.		0-0	0-0	0-0	0	0	0	1	0	0	0	0	0	3
20	Kamani Johnson		0-1	0-0	0-2	1	0	1	0	0	0	0	0	0	3
21	Cade Arbogast		0-0	0-0	0-0	0	0	0	0	0	0	0	0	0	0+
22	Makhi Mitchell		0-1	0-0	0-0	0	0	0	0	0	0	1	0	1	4
23	Derrian Ford		1-2	0-0	0-0	0	0	0	0	2	0	0	0	0	5
45	Lawson Blake		0-0	0-0	0-0	0	1	1	0	0	0	0	0	0	1
	Team					2	1	3							
Totals			30-65	2-16	12-18	16	22	38	19	74	17	13	4	13	200

FG % 1st Half: 14-36 38.9% 2nd half: 16-29 55.2% Game: 30-65 46.2% Deadball Rebounds 3  
 3FG % 1st Half: 2-12 16.7% 2nd half: 0-4 0.0% Game: 2-16 12.5%  
 FT % 1st Half: 2-5 40.0% 2nd half: 10-13 76.9% Game: 12-18 66.7%

Officials: Bharat Ramnanan, Chris Ford, Chuck Jones  
 Technical fouls: Fordham-None. Arkansas-Trevon Brazile.  
 Attendance: 19200

Score by periods	1st	2nd	Total
Fordham	21	27	48
Arkansas	32	42	74

Last FG - FU 2nd-00:36, ARK 2nd-00:01.  
 Largest lead - FU by 5 1st-19:03, ARK by 26 2nd-04:11.  
 FU led for 04:55. ARK led for 33:43. Game was tied for 01:22.  
 Score tied - 1 time.  
 Lead changed - 1 time.

<b>GAME 3</b>		<b>56</b>	<b>South Dakota State</b>	<b>29</b>	<b>27</b>	<b>56</b>	<b>71</b>	
		<b>#9/10 ARKANSAS</b>		<b>41</b>	<b>30</b>	<b>71</b>		
Nov. 16, 2022 • Fayetteville, Ark. • Bud Walton Arena								

#### South Dakota St. 56 • 2-2

#	Player	Total		3-Ptr		Rebounds			PF	TP	A	TO	Blk	Stl	Min
		FG-FGA	FG-FGA	FT-FTA	Off	Def	Tot								
32	Matt Dentlinger	f	0-2	0-1	3-4	0	1	1	3	3	2	4	0	1	22
42	William Kyle III	f	3-5	0-0	2-2	1	1	2	4	8	0	3	1	0	16
02	Zeke Mayo	g	4-8	1-3	0-0	0	8	8	0	9	1	2	0	2	30
30	Charlie Easley	g	1-6	0-2	0-0	1	0	1	1	2	1	2	0	0	27
34	Alex Arians	g	1-3	0-1	1-2	0	7	7	1	3	2	2	0	0	20
01	Matt Mims		0-6	0-2	8-8	0	1	1	0	8	1	0	0	1	19
11	Matthew Mors		1-8	0-2	0-0	2	1	3	1	2	0	1	1	0	20
13	Luke Appel		4-7	0-0	1-1	1	2	3	2	9	1	1	0	1	11
15	Tanner Te Slaa		2-6	1-2	2-2	0	2	2	1	7	1	3	0	3	22
22	Aaron Fiegen		0-0	0-0	0-0	0	0	0	0	0	0	0	0	0	2
33	Broden Lien		2-5	1-3	0-1	1	2	3	1	5	0	1	0	0	11
	Team					0	1	1							
Totals			18-56	3-16	17-20	6	26	32	14	56	9	20	2	8	200

FG % 1st Half: 11-28 39.3% 2nd half: 7-28 25.0% Game: 18-56 32.1% Deadball Rebounds 1  
 3FG % 1st Half: 2-7 28.6% 2nd half: 1-9 11.1% Game: 3-16 18.8%  
 FT % 1st Half: 5-6 83.3% 2nd half: 12-14 85.7% Game: 17-20 85.0%

#### Arkansas 71 • 3-0

#	Player	Total		3-Ptr
---	--------	-------	--	-------

<b>GAME 5</b>		<b>90</b>	<b>#10/8 Creighton</b>	<b>40 50</b>	<b>90 80</b>	
			<b>#9/9 ARKANSAS</b>	<b>34 53</b>	<b>87</b>	
Nov. 22, 2022 • Lahaina, Hawaii • Lahaina Civic Center						

#### Creighton 90 • 6-0

#	Player		Total	3-Ptr	Rebounds			PF	TP	A	TO	Blk	Stl	Min	
			FG-FGA	FG-FGA	FT-FTA	Off	Def								Tot
24	Arthur Kaluma	f	4-8	0-1	1-2	2	4	6	2	9	2	6	1	2	30
11	Ryan Kalkbrenner	c	9-12	0-0	3-6	3	4	7	4	21	1	2	2	1	38
02	Ryan Nemhard		6-12	3-4	10-12	0	6	6	1	25	5	2	0	0	36
23	Trey Alexander	g	4-6	0-0	4-5	0	5	5	3	12	6	2	0	2	32
55	Baylor Scheierman	g	7-10	3-5	3-4	0	7	7	4	20	3	2	0	0	39
04	Shereef Mitchell		0-1	0-1	0-0	0	1	1	1	0	0	1	0	0	4
05	Francisco Farabello		1-3	1-3	0-0	0	0	0	0	3	0	1	0	0	13
13	Mason Miller		0-0	0-0	0-0	0	0	0	0	0	0	0	0	0	6
33	Fredrick King		0-1	0-0	0-0	0	1	1	1	0	0	0	0	0	2
	Team					0	2	2			1				
Totals			31-53	7-14	21-29	5	30	35	16	90	17	17	3	5	200

FG % 1st Half: 17-31 54.8% 2nd half: 14-22 63.6% Game: 31-53 58.5% Deadball Rebounds 4  
 3FG % 1st Half: 5-10 50.0% 2nd half: 2-4 50.0% Game: 7-14 50.0%  
 FT % 1st Half: 1-1 100.0 2nd half: 20-28 71.4% Game: 21-29 72.4%

#### Arkansas 87 • 4-1

#	Player		Total		3-Ptr		Rebounds			PF	TP	A	TO	Blk	Stl	Min
			FG-FGA	FG-FGA	FT-FTA	Off	Def	Tot								
13	Jordan Walsh	f	1-5	1-2	2-2	0	3	3	3	5	2	2	0	1	36	
15	Makhi Mitchell	f	1-2	0-0	0-0	1	0	1	3	2	0	2	0	1	8	
00	Anthony Black	g	10-18	1-3	5-7	3	3	6	3	26	6	3	0	2	38	
01	Ricky Council IV	g	9-19	2-6	4-4	1	2	3	3	24	3	1	0	2	40	
04	Davonte Davis	g	3-9	1-4	2-2	0	3	3	4	9	2	0	0	1	39	
02	Trevon Brazile		7-14	3-5	0-1	1	5	6	5	17	2	1	3	1	32	
05	Joseph Pinion		0-0	0-0	0-0	0	0	0	0	0	0	0	0	0	0+	
22	Makhel Mitchell		2-3	0-0	0-1	1	2	3	0	4	0	0	2	0	7	
	Team					3	3	6								
Totals			33-70	8-20	13-17	10	21	31	21	87	15	9	5	8	200	

FG % 1st Half: 15-34 44.1% 2nd half: 18-36 50.0% Game: 33-70 47.1% Deadball Rebounds 1  
 3FG % 1st Half: 0-5 0.0% 2nd half: 8-15 53.3% Game: 8-20 40.0%  
 FT % 1st Half: 4-6 66.7% 2nd half: 9-11 81.8% Game: 13-17 76.5%

Officials: Randy Richardson, Lee Cassell, Paul Szelc  
 Technical fouls: Creighton-None. Arkansas-TEAM.  
 Attendance: 2400

Score by periods		1st	2nd	Total
Creighton		40	50	90
Arkansas		34	53	87

Last FG - CU 2nd-01:12, ARK 2nd-00:03.  
 Largest lead - CU by 12 1st-01:43, ARK by 2 2nd-14:25.  
 CU led for 33:45. ARK led for 02:08. Game was tied for 04:07.

Score tied - 10 times.  
 Lead changed - 10 times.

<b>GAME 6</b>		<b>78</b>	<b>#9/9 ARKANSAS</b>	<b>26 41 11 78</b>	<b>74</b>	
			<b>#17/9 San Diego State</b>	<b>35 32 7 74</b>		
Nov. 23, 2022 • Lahaina, Hawaii • Lahaina Civic Center						

#### Arkansas 78 • 5-1

#	Player		Total		3-Ptr		Rebounds			PF	TP	A TO Blk Stl				Min
			FG-FGA	FG-FGA	FT-FTA	Off	Def	Tot	A			TO	Blk	Stl		
13	Jordan Walsh	f	3-7	0-2	1-2	3	2	5	4	7	2	1	1	0	34	
15	Makhi Mitchell	f	0-0	0-0	2-2	0	3	3	1	2	0	0	0	1	11	
00	Anthony Black	g	3-11	0-2	9-10	1	4	5	2	15	1	4	0	1	39	
01	Ricky Council IV	g	6-19	0-3	7-11	1	2	3	3	19	4	3	0	2	41	
04	Davonte Davis	g	1-4	0-2	0-0	1	1	2	0	2	1	1	0	0	17	
02	Trevon Brazile		6-14	3-8	5-8	0	9	9	3	20	0	1	0	2	40	
11	Jalen Graham		0-0	0-0	0-0	0	0	0	0	0	0	0	0	0	2	
12	Barry Dunning Jr.		0-0	0-0	0-0	0	0	0	1	0	0	1	0	1	8	
20	Kamani Johnson		2-2	0-0	3-5	4	3	7	3	7	0	1	0	2	19	
22	Makhi Mitchell		3-3	0-0	0-0	0	3	3	3	6	0	1	2	0	14	
	Team					0	3	3								
Totals			24-60	3-17	27-38	10	30	40	20	78	8	16	3	9	225	

FG % 1st Half: 9-22 40.9% 2nd half: 11-29 37.9% OT: 4-9 44.4% Game: 24-60 40.0% Deadball Rebounds 4  
 3FG % 1st Half: 0-8 0.0% 2nd half: 3-8 37.5% OT: 0-1 0.0% Game: 3-17 17.6%  
 FT % 1st Half: 8-12 66.7% 2nd half: 16-22 72.7% OT: 3-4 75.0% Game: 27-38 71.1%

#### San Diego St. 74 • 4-2

#	Player		Total		3-Ptr	Rebounds			PF	TP	A TO Blk Stl				Min
			FG-FGA	FG-FGA	FT-FTA	Off	Def	Tot			A	TO	Blk	Stl	
00	Keshad Johnson	f	4-6	0-1	2-3	1	6	7	5	10	1	1	1	0	36
31	Nathan Mensah	f	1-2	0-0	0-0	1	3	4	5	2	1	2	0	1	11
05	Lamont Butler	g	3-9	0-1	3-5	0	2	2	2	9	0	3	0	1	21
12	Darriin Trammell	g	5-13	1-4	2-2	0	2	2	0	13	2	2	0	2	34
20	Matt Bradley	g	9-20	1-7	4-5	0	7	7	1	23	1	1	0	3	35
02	Adam Seiko		0-1	0-1	2-2	0	2	2	1	2	1	3	0	1	16
03	Micah Parrish		0-4	0-4	2-2	0	1	1	2	2	1	2	0	1	29
13	Jaedon LeDee		2-4	0-0	2-2	0	1	1	3	6	0	0	0	0	14
33	Aguek Arop		3-3	0-0	1-2	1	2	3	4	7	1	0	1	0	29
	Team					4	1	5							
Totals			27-62	2-18	18-23	7	27	34	23	74	8	15	2	9	225

FG % 1st Half: 14-29 48.3% 2nd half: 11-26 42.3% OT: 2-7 28.6% Game: 27-62 43.5% Deadball Rebounds 2,1  
 3FG % 1st Half: 0-8 0.0% 2nd half: 1-7 14.3% OT: 1-3 33.3% Game: 2-18 11.1%  
 FT % 1st Half: 4-6 66.7% 2nd half: 9-10 90.0% OT: 2-2 100.0 Game: 18-23 78.3%

Officials: Jeb Hartness, Byron Jarrett, Terry Oglesby  
 Technical fouls: Arkansas-None. San Diego St.-Matt Bradley.  
 Attendance: 2400

Score by periods		1st	2nd	OT	Total
Arkansas		26	41	11	78
San Diego St.		35	32	7	74

Last FG - ARK OT-01:53, SDIEGOT OT-02:25.  
 Largest lead - ARK by 4 OT-00:03, SDIEGOT by 13 1st-05:56.  
 ARK led for 08:52. SDIEGOT led for 33:53. Game was tied for 02:15.

Score tied - 5 times.  
 Lead changed - 10 times.

<b>GAME 7</b>		<b>61</b>	<b>Troy</b>	<b>33 28</b>	<b>61 76</b>	
			<b>#11/11 ARKANSAS</b>	<b>31 43</b>	<b>74</b>	
Nov. 28, 2022 • Fayetteville, Ark. • Bud Walton Arena						

#### Troy 61 • 6-2

#	Player		Total		3-Ptr	Rebounds			PF	TP	A	TO	Blk	Stl	Min
			FG-FGA	FG-FGA	FT-FTA	Off	Def	Tot							
10	Zay Williams	f	5-9	0-4	1-2	1	3	4	3	11	1	2	1	1	24
30	Christian Turner	f	1-3	0-2	0-0	1	0	1	2	2	0	3	0	2	24
00	Kieffer Punter	g	0-4	0-3	0-0	0	0	0	3	0	1	3	0	0	25
02	Aamer Muhammad	g	2-7	1-3	0-0	0	3	3	2	5	3	1	0	0	32
11	Nelson Phillips	g	7-17	6-12	2-2	1	6	7	2	22	3	3	2	1	35
05	Christyone Eugene		5-10	2-3	1-2	0	1	1	2	13	0	4	0	1	28
15	Jackson Fields		0-0	0-0	0-0	0	1	1	3	0	1	1	0	1	12
21	Nate Tshimanga		1-1	0-0	0-2	0	1	1	1	2	0	1	0	0	7
32	Lydell Geffrard		3-5	0-1	0-0	2	1	3	1	6	1	0	0	0	13
	Team					5	0	5							
Totals			24-56	9-28	4-8	10	16	26	19	61	10	18	3	6	200

FG % 1st Half: 13-26 50.0% 2nd half: 11-30 36.7% Game: 24-56 42.9% Deadball Rebounds 2  
 3FG % 1st Half: 6-14 42.9% 2nd half: 3-14 21.4% Game: 9-28 32.1%  
 FT % 1st Half: 1-4 25.0% 2nd half: 3-4 75.0% Game: 4-8 50.0%

#### Arkansas 74 • 6-1

#	Player		Total		3-Ptr	Rebounds			PF	TP	A	TO	Blk	Stl	Min
			FG-FGA	FG-FGA	FT-FTA	Off	Def	Tot							
13	Jordan Walsh	f	1-6	0-0	4-5	0	4	4	3	6	0	2	1	2	20
15	Makhi Mitchell	f	6-8	0-0	2-2	4	5	9	2	14	0	2	3	0	28
00	Anthony Black	g	5-8	2-4	2-4	1	7	8	1	14	3	3	1	2	40
01	Ricky Council IV	g	12-18	1-4	2-2	2	1	3	2	27	0	2	0	1	39
12	Barry Dunning Jr.	g	0-0	0-0	0-0	0	0	0	0	0	0	1	0	0	1
02	Trevon Brazile		1-5	0-2	1-2	0	0	0	2	3	1	5	0	2	25
03	Nick Smith Jr.		0-2	0-1	0-0	1	0	1	0	0	0	0	0	0	6
05	Joseph Pinion		0-0	0-0	0-0	0	1	1	0	0	0	0	0	0	2
20	Kamani Johnson		1-3	0-0	6-8	0	3	3	2	8	0	0	0	0	32
22	Makhel Mitchell		1-1	0-0	0-0	1	1	2	0	2	0	0	0	0	7
	Team					1	1	2							

<b>GAME 9</b>			<b>58</b>	<b>UNC Greensboro</b>	<b>26</b>	<b>32</b>	<b>58</b>	<b>65</b>	
			<b>#9/8 ARKANSAS</b>		<b>21</b>	<b>44</b>	<b>65</b>		
Dec. 6, 2022 • Fayetteville, Ark. • Bud Walton Arena									

#### UNC Greensboro 58 • 4-6

#	Player		Total		3-Ptr	Rebounds					PF	TP	A	TO	Blk	Stl	Min
			FG-FGA	FG-FGA	FT-FTA	Off	Def	Tot									
04	Mohammed Abdulsalam	f	2-6	0-0	1-1	3	7	10	4	5	0	0	2	1		25	
33	Bas Leyte	f	2-8	0-2	1-2	1	2	3	2	5	1	0	0	0		25	
00	Keyshaun Langley	g	3-11	1-7	2-3	1	1	2	2	9	3	1	0	3	31		
03	Kobe Langley	g	4-14	2-5	0-0	0	8	8	4	10	7	0	0	0	0	29	
24	Dante Treacy	g	4-12	1-3	2-3	0	5	5	2	11	1	4	0	0	32		
02	Mikeal Brown-Jones		1-4	0-1	1-2	0	2	2	4	3	1	2	0	1	18		
11	Keondre Kennedy		1-6	1-4	0-0	0	2	2	4	3	0	2	1	0	15		
12	Donovan Atwell		4-6	4-6	0-0	0	0	0	3	12	0	0	0	0	3	13	
15	Cortez Johnson		0-0	0-0	0-0	0	0	0	0	0	0	0	0	0	1		
20	Joryam Saizonou		0-0	0-0	0-0	0	1	1	1	0	0	0	0	0	6		
22	Jalen Breath		0-0	0-0	0-0	0	1	1	0	0	0	0	0	0	5		
Team						3	2	5									
Totals			21-67	9-28	7-11	8	31	39	26	58	13	9	3	8	200		

FG % 1st Half:	9-31	29.0%	2nd half:	12-36	33.3%	Game:	21-67	31.3%	Deadball	
3FG % 1st Half:	4-15	26.7%	2nd half:	5-13	38.5%	Game:	9-28	32.1%	Rebounds	
FT % 1st Half:	4-7	57.1%	2nd half:	3-4	75.0%	Game:	7-11	63.6%	2	

#### Arkansas 65 • 8-1

#	Player		Total		3-Ptr		Rebounds			PF	TP	A TO Blk Stl			Min	
			FG-FGA	FG-FGA	FT-FTA	Off	Def	Tot	A			TO	Blk	Stl		
13	Jordan Walsh	f	0-2	0-2	0-0	0	0	0	1	0	1	1	0	0	8	
15	Makhi Mitchell	f	4-5	0-0	5-7	0	14	14	2	13	1	0	4	2	32	
00	Anthony Black	g	4-8	2-4	1-3	1	4	5	3	11	2	1	1	0	33	
01	Ricky Council IV	g	1-7	0-3	6-6	0	3	3	3	8	2	3	0	0	37	
03	Nick Smith Jr.	g	6-14	1-5	9-11	0	4	4	1	22	3	2	1	1	39	
02	Trevon Brazile		0-3	0-1	0-0	1	1	2	0	0	0	1	2	0	9	
04	Davonte Davis		3-13	0-3	4-4	1	9	10	4	10	0	3	0	3	29	
11	Jalen Graham		0-1	0-0	0-0	1	0	1	0	0	0	1	0	0	3	
20	Kamani Johnson		0-1	0-0	1-2	1	4	5	0	1	0	0	1	0	9	
23	Derrian Ford		0-0	0-0	0-0	0	0	0	0	0	0	0	0	0	1	
Team						3	0	3								
Totals				18-54	3-18	26-33	8	39	47	14	65	9	12	9	6	200

FG % 1st Half:	9-30	30.0%	2nd half:	9-24	37.5%	Game:	18-54	33.3%	Deadball	
3FG % 1st Half:	0-8	0.0%	2nd half:	3-10	30.0%	Game:	3-18	16.7%	Rebounds	
FT % 1st Half:	3-6	50.0%	2nd half:	23-27	85.2%	Game:	26-33	78.8%	4,1	

Officials: Robert Felder, Rob Rorke, Tony Greene  
 Technical fouls: UNC Greensboro-None. Arkansas-None.  
 Attendance: 19200

Score by periods				1st	2nd	Total				
UNC Greensboro				26	32	58				
Arkansas				21	44	65				

Last FG - UNC 2nd-00:21, ARK 2nd-01:29.  
 Largest lead - UNC by 12 1st-04:54, ARK by 7 2nd-01:29.  
 UNC led for 29:06. ARK led for 07:47. Game was tied for 03:07.

<b>GAME 11</b>		<b>57</b>	<b>Bradley</b>	<b>25</b>	<b>32</b>	<b>57</b>	<b>76</b>	
			<b>#10/10 ARKANSAS</b>		<b>37</b>	<b>39</b>	<b>76</b>	
Dec. 17, 2022 • N. Little Rock, Ark. • Simmons Bank Arena								

#### Bradley 57 • 7-4

#	Player		Total		3-Ptr		Rebounds			PF	TP	A TO Blk Stl				Min
			FG-FGA	FG-FGA	FT-FTA	FT-FTA	Off	Def	Tot			A	TO	Blk	Stl	
14	Malevy Leons	f	2-4	0-1	7-8	6	2	8	4	11	0	4	1	4	24	
51	Rienk Mast	f	5-9	0-2	7-9	0	6	6	3	17	0	6	0	1	27	
03	Zek Montgomery	g	2-5	0-0	0-0	1	3	4	1	4	0	3	0	0	24	
10	Connor Hickman	g	2-6	2-5	0-0	0	4	4	4	6	0	4	0	0	30	
21	Duke Deen	g	4-9	2-5	1-2	0	4	4	3	11	4	3	0	2	29	
01	James "Pop" Weathers		1-2	0-0	0-0	0	0	0	2	2	0	0	0	1	9	
05	Christian Davis		0-2	0-1	0-0	0	0	0	0	0	0	0	0	0	3	
22	Ja'Shon Henry		1-6	0-0	2-2	1	2	3	2	4	2	2	0	0	25	
23	Ville Tahvanainen		0-1	0-1	0-0	0	2	2	1	0	0	0	0	0	14	
35	Darius Hannah		1-1	0-0	0-0	0	1	1	2	2	2	2	1	0	15	
Team						0	0	0								
Totals				18-45	4-15	17-21	8	24	32	22	57	8	27	2	8	200

FG % 1st Half:	9-19	47.4%	2nd half:	9-26	34.6%	Game:	18-45	40.0%	Deadball	
3FG % 1st Half:	2-3	66.7%	2nd half:	2-12	16.7%	Game:	4-15	26.7%	Rebounds	
FT % 1st Half:	5-6	83.3%	2nd half:	12-15	80.0%	Game:	17-21	81.0%	3,1	

#### Arkansas 76 • 10-1

#	Player		Total		3-Ptr	Rebounds			PF	TP	A	TO	Blk	Stl	Min
			FG-FGA	FG-FGA	FT-FTA	Off	Def	Tot							
13	Jordan Walsh	f	7-7	1-1	3-4	0	3	3	5	18	1	0	0	4	28
15	Makhi Mitchell	f	3-5	0-0	0-0	1	2	3	5	6	2	2	1	2	17
00	Anthony Black	g	4-7	0-1	7-11	1	2	3	1	15	4	2	2	2	38
01	Ricky Council IV	g	4-10	1-3	7-8	0	2	2	2	16	2	2	0	2	36
03	Nick Smith Jr.	g	1-8	1-4	2-2	1	0	1	1	5	0	2	0	1	21
04	Davonte Davis		3-9	1-2	0-0	3	4	7	0	7	3	1	0	5	30
05	Joseph Pinion		0-0	0-0	0-0	0	1	1	0	0	0	0	0	0	1
11	Jalen Graham		2-4	0-0	2-4	0	2	2	3	6	1	1	1	0	11
12	Barry Dunning Jr.		0-0	0-0	1-2	0	1	1	0	1	0	0	0	0	1
20	Kamani Johnson		1-1	0-0	0-0	1	1	2	2	2	0	0	1	0	12
21	Cade Arbogast		0-0	0-0	0-0	0	0	0	0	0	0	0	0	0	1
22	Makhel Mitchell		0-0	0-0	0-0	0	0	0	0	0	0	0	0	0	1
23	Derrian Ford		0-0	0-0	0-0	0	0	0	0	0	0	1	0	0	2
45	Lawson Blake		0-0	0-0	0-0	0	0	0	0	0	0	0	0	0	1
	Team					0	1	1							
Totals			25-51	4-11	22-31	7	19	26	19	76	13	11	5	16	200

FG % 1st Half:	13-28	46.4%	2nd half:	12-23	52.2%	Game:	25-51	49.0%	Deadball	
3FG % 1st Half:	2-6	33.3%	2nd half:	2-5	40.0%	Game:	4-11	36.4%	Rebounds	
FT % 1st Half:	9-12	75.0%	2nd half:	13-19	68.4%	Game:	22-31	71.0%	3	

Officials: Keith Patterson, Josue Nieves, Rob Rorke  
 Technical fouls: Bradley-TEAM. Arkansas-Jordan Walsh 2.  
 Attendance: 16675

Score by periods				1st	2nd	Total				
Bradley				25	32	57				
Arkansas				37	39	76				

Last FG - BRAD 2nd-02:32, ARK 2nd-02:03.  
 Largest lead - BRAD by 2 1st-19:30, ARK by 24 2nd-11:18.  
 BRAD led for 02:43. ARK led for 36:11. Game was tied for 01:06.

<b>GAME 10</b>			<b>78</b>	<b>#-RV Oklahoma</b>	<b>40</b>	<b>38</b>	<b>78</b>	<b>88</b>	
			<b>#9/9 ARKANSAS</b>		<b>43</b>	<b>45</b>	<b>88</b>		
Dec. 10, 2022 • Tulsa, Okla. • BOK Center									

#### Oklahoma 78 • 7-3

		Total	3-Ptr		Rebounds										
##	Player	FG-FGA	FG-FGA	FT-FTA	Off	Def	Tot	PF	TP	A	TO	Blk	Stl	Min	
01	Jalen Hill	f	4-6	0-1	3-4	2	3	5	1	11	1	2	0	28	
35	Tanner Groves	f	2-5	2-4	0-0	1	3	4	5	6	1	2	0	1	21
12	Milos Uzan	g	7-11	1-2	0-1	0	2	2	4	15	5	1	0	0	34
25	Grant Sherfield	g	8-14	3-6	4-4	1	1	2	2	23	3	4	0	3	34
34	Jacob Groves	g	3-4	1-1	0-0	0	2	2	0	7	1	1	0	0	24
04	Joe Bamisile		4-7	0-1	0-0	0	5	5	2	8	1	2	1	0	19
10	Sam Godwin		3-4	0-0	0-0	1	0	1	2	6	1	1	0	0	16
14	Bijan Cortes		1-5	0-0	0-0	0	1	1	1	2	2	2	0	1	22
22	CJ Noland		0-0	0-0	0-0	0	0	0	0	0	0	0	0	0	2
	Team					2	3	5							
Totals			32-56	7-15	7-9	7	20	27	17	78	15	15	1	5	200



GAME 13

ESPN 2

57

#9/7 ARKANSAS

26 41

78 60

60

LSU

Dec. 28, 2022 • Baton Rouge, La. • Maravich Center

Arkansas 57 • 11-2,0-1 SEC

#	Player	Total		3-Ptr	Rebounds			PF	TP	A	TO	Blk	Stl	Min
		FG-FGA	FG-FGA	FT-FTA	Off	Def	Tot							
13	Jordan Walsh	f	6-14	1-8	0-0	3	6	9	4	13	0	2	2	32
15	Makhi Mitchell	f	3-5	0-0	2-3	2	10	12	3	8	1	1	3	36
00	Anthony Black	g	3-8	0-3	1-2	4	4	8	1	7	4	2	0	40
01	Ricky Council IV	g	5-19	1-5	2-5	4	2	6	1	13	0	2	0	40
04	Davonte Davis	g	7-18	2-8	0-0	0	6	6	1	16	2	1	0	40
05	Joseph Pinion		0-1	0-1	0-0	0	0	0	0	0	0	0	0	2
11	Jalen Graham		0-0	0-0	0-0	0	1	1	2	0	0	2	0	3
20	Kamani Johnson		0-0	0-0	0-0	0	0	0	2	0	0	0	0	7
	Team					0	2	2						
Totals			24-65	4-25	5-10	13	31	44	14	57	7	10	5	200
FG % 1st Half: 9-33		27.3%	2nd half: 15-32		46.9%	Game: 24-65		36.9%	Deadball					
3FG % 1st Half: 0-13		0.0%	2nd half: 4-12		33.3%	Game: 4-25		16.0%	Rebounds					
FT % 1st Half: 1-3		33.3%	2nd half: 4-7		57.1%	Game: 5-10		50.0%						

LSU 60 • 12-1,1-0 SEC

#	Player	Total		3-Ptr	Rebounds			PF	TP	A	TO	Blk	Stl	Min
		FG-FGA	FG-FGA	FT-FTA	Off	Def	Tot							
12	KJ Williams	f	3-7	2-5	0-0	1	4	5	3	8	0	2	1	33
20	Derek Fountain	f	5-9	0-1	4-5	4	6	10	2	14	1	2	1	29
01	Cam Hayes	g	2-7	0-3	0-0	0	5	5	0	4	3	0	0	27
03	Justice Hill	g	1-5	0-3	0-3	0	2	2	1	2	1	1	0	19
44	Adam Miller	g	2-9	1-3	2-2	0	4	4	1	7	2	1	0	29
00	Trae Hannibal		9-14	1-2	0-2	1	5	6	0	19	2	1	0	22
04	Kendal Coleman		0-0	0-0	0-0	0	0	0	0	0	0	0	0	3
05	Mwani Wilkinson		1-1	0-0	0-0	0	0	0	2	2	0	1	1	11
11	Justice Williams		2-4	0-0	0-0	0	0	0	1	4	0	2	0	12
13	Jalen Reed		0-5	0-0	0-0	1	1	2	3	0	0	0	0	10
34	Shawn Phillips Jr.		0-1	0-0	0-0	1	0	1	0	0	0	0	0	5
	Team					1	3	4						
Totals			25-62	4-17	6-12	9	30	39	13	60	9	10	3	200
FG % 1st Half: 10-34		29.4%	2nd half: 15-28		53.6%	Game: 25-62		40.3%	Deadball					
3FG % 1st Half: 3-11		27.3%	2nd half: 1-6		16.7%	Game: 4-17		23.5%	Rebounds					
FT % 1st Half: 1-3		33.3%	2nd half: 5-9		55.6%	Game: 6-12		50.0%						

Officials: Ron Groover,Patrick Evans,Joe Lindsay  
Technical fouls: Arkansas-None. LSU-None.  
Attendance: 10428

Score by periods	1st	2nd	Total
Arkansas	19	38	57
LSU	24	36	60

	In Paint	Off T/O	2nd Chance	Fast Break	Bench
Points					
ARK	36	4	11	7	0
LSU	40	13	6	8	25

Last FG - ARK 2nd-00:21, LSU 2nd-00:32.  
Largest lead - ARK by 6 2nd-10:21, LSU by 6 1st-00:17.  
ARK led for 14:18. LSU led for 18:51. Game was tied for 06:51.

Score tied - 10 times.  
Lead changed - 7 times.