

2022-23 SCHEDULE / RESULTS						
ARK BARK APPROACH	DATE	DAY	OPP BARK APPROACH	OPPONENT	TV	TIME (CT) / RESULT
	10/10	11/07 Mon	--	NORTH DAKOTA STATE	SEC+	W 76 58
Fayetteville, Ark. // Bud Walton Arena - Nolan Richardson Court						
	10/10	11/11 Fri	--	FORDHAM	SEC+	W 74 48
Fayetteville, Ark. // Bud Walton Arena - Nolan Richardson Court						
	9/10	11/16 Wed	--	SOUTH DAKOTA STATE	SEC+	W 71 56
Fayetteville, Ark. // Bud Walton Arena - Nolan Richardson Court						
MAUI JIM MAUI INVITATIONAL Lahaina, Hawaii // Lahaina Civic Center						
	9/9	11/21 Mon	--	vs Louisville	ESPN2	W 80 54
	9/9	11/22 Tues	10/8	vs Creighton	ESPN	L 87 90
	9/9	11/23 Wed	17/19	vs San Diego State	ESPN2 (OT)	W 78 74
	11/11	11/28 Mon	--	TROY	SEC	W 74 61
Fayetteville, Ark. // Bud Walton Arena - Nolan Richardson Court						
	11/11	12/03 Sat	--	SAN JOSE STATE	SEC	W 99 58
Fayetteville, Ark. // Bud Walton Arena - Nolan Richardson Court						
	9/8	12/06 Tues	--	UNC GREENSBORO	SEC	W 65 58
Fayetteville, Ark. // Bud Walton Arena - Nolan Richardson Court						
CRIMSON & CARDINAL CLASSIC						
	9/8	12/10 Sat	-/RV	vs Oklahoma	ESPN2	W 88 78
Tulsa, Okla. // BOK Center						
	10/10	12/17 Sat	--	vs Bradley	--	W 76 57
North Little Rock, Ark. // Simmons Bank Arena						
	10/8	12/21 Wed	--	UNC ASHEVILLE	SEC	W 85 51
Fayetteville, Ark. // Bud Walton Arena - Nolan Richardson Court						
	9/7	12/28 Wed	--	at LSU *	ESPN2	L 57 60
Baton Rouge, La. // Pete Maravich Assembly Center - Dale Brown Court						
	13/13	01/04 Wed	20/21	MISSOURI *	SEC	W 74 68
Fayetteville, Ark. // Bud Walton Arena - Nolan Richardson Court						
	13/13	01/07 Sat	22/20	at Auburn *	SEC	L 59 72
Auburn, Ala. // Neville Arena						
	15/16	01/11 Wed	4/4	ALABAMA *	ESPN2	L 69 84
Fayetteville, Ark. // Bud Walton Arena - Nolan Richardson Court						
	15/16	01/14 Sat		at Vanderbilt *	ESPNU	1:00 pm
Nashville, Tenn. // Memorial Gymnasium - Ingram Court						
		01/18 Wed		at Missouri *	SEC	8:00 pm
Columbia, Mo. // Mizou Arena - Norm Stewart Court						
		01/21 Sat		OLE MISS *	ESPN2	11:00 am
Fayetteville, Ark. // Bud Walton Arena - Nolan Richardson Court						
		01/24 Tues		LSU *	ESPN2/U	6:00 pm
Fayetteville, Ark. // Bud Walton Arena - Nolan Richardson Court						
SEC-BIG 12 CHALLENGE						
		01/28 Sat		at Baylor	ESPN	3:00 pm
Waco, Texas. // Ferrell Center						
		01/31 Tues		TEXAS A&M *	ESPN2/U	6:00 pm
Fayetteville, Ark. // Bud Walton Arena - Nolan Richardson Court						
		02/04 Sat		at South Carolina *	SEC	2:30 pm
Columbia, S.C. // Colonial Life Arena						
		02/07 Tues		at Kentucky *	ESPN/2	8:00 pm
Lexington, Ky. // Rupp Arena at Central Bank Center - Cawood's Court						
		02/11 Sat		MISSISSIPPI STATE *	ESPN2/U	5:00 pm
Fayetteville, Ark. // Bud Walton Arena - Nolan Richardson Court						
		02/15 Wed		at Texas A&M *	ESPN2/U	8:00 pm
Bryan-College Station, Texas // Reed Arena						
		02/18 Sat		FLORIDA *	ESPN/2	1:00 pm
Fayetteville, Ark. // Bud Walton Arena - Nolan Richardson Court						
		02/21 Tues		GEORGIA *	SEC	8:00 pm
Fayetteville, Ark. // Bud Walton Arena - Nolan Richardson Court						
		02/25 Sat		at Alabama *	ESPN/2	1 or 3 pm
Tuscaloosa, Ala. // Coleman Coliseum						
		02/28 Tues		at Tennessee *	ESPN2/U	8:00 pm
Knoxville, Tenn. // Thompson-Boling Arena - The Summit						
		03/04 Sat		KENTUCKY *	CBS	1:00 pm
Fayetteville, Ark. // Bud Walton Arena - Nolan Richardson Court						
SEC TOURNAMENT Nashville, Tenn. // Bridgestone Arena						
	03/08-12			TBD		TBD
NCAA 1st & 2nd ROUNDS						
	03/16-19			TBD		TBD
March 16 & 18 at: Birmingham • Des Moines • Orlando • Sacramento March 17 & 19 at: Albany • Columbus • Denver • Greensboro						
NCAA REGIONAL						
	03/23-26			TBD		TBD
March 23 & 25 at: WEST: Las Vegas • EAST: New York City March 24 & 26 at: MIDWEST: Kansas City • SOUTH: Louisville						
NCAA FINAL FOUR						
	04/01-03			TBD		TBD
Houston, Texas // NRG Stadium						
• Arkansas is playing its 100TH SEASON OF BASKETBALL IN 2022-23 and the fourth under head coach Eric Musselman.						
- ARKANSAS' OVERALL RECORD					1,773-985 (.643)	
• Arkansas is playing its 30TH SEASON OF BASKETBALL IN BUD WALTON ARENA.						
- ARKANSAS' BUD WALTON ARENA ALL-TIME RECORD					414-92 (.818)	
^ Is 175-69 (.717) vs SEC opponents in Bud Walton Arena.						
^ Has won 35 straight non-conference game in Bud Walton Arena.						
^ Is 239-23 (.912) vs non-conference opponents in Bud Walton Arena.						

MBB SID: Mike Cawood

EMAIL: tmcawood@uark.edu

CELL: 479-236-2090

OVERNIGHT: 350 North Razorback Road | Fayetteville, AR 72701

Arkansas Media Guide

ARKANSAS RAZORBACKS

GAME 17: ARKANSAS RAZORBACKS AT VANDERBILT

JAN. 14, 2023 • SATURDAY • 1:00 PM (CT) • NASHVILLE, TENN. • MEMORIAL GYMNASIUM/INGRAM COURT (14,316)

@RazorbackMBB
 @RazorbackMBB
 /RazorbackMBB

www.ArkansasRazorbacks.com

#15/16 ARKANSAS RAZORBACKS

Eric Musselman (San Diego '87)
at UA: 85-32 (4th yr)

Collegiate: 195-66 (8th yr)

OVERALL 12-4
SEC 1-3

VANDERBILT COMMODORES

Jerry Stackhouse (North Carolina '99)
at Vandy: 47-61 (4th yr)

Career: Same

OVERALL 8-8
SEC 1-2

— GAME COVERAGE —

TV: ESPN
Kevin Fitzgerald (PXP) // Carolyn Peck (Analyst)

RADIO: LEARFIELD RAZORBACK SPORTS NETWORK
Chuck Barrett (PXP) // Matt Zimmerman (Analyst)

SATELLITE RADIO:
Sirius: 84 // XM: 84 // SKM App: App/Online Channel 84

ONLINE:
LIVE STATS: [Vanderbilt Live Stats](#)
STREAMING VIDEO: [Watch ESPN](#)

Versus Vanderbilt

- This will be the 53rd meeting between Arkansas and Vanderbilt. All but 12 have come since Arkansas joined the SEC.
- The Razorbacks own a 39-13 advantage in the series, including a slight 28-12 margin in SEC meetings.
- Arkansas is 8-8 versus the Commodores in Memorial Gym, including an 8-7 mark in SEC games.
- While Vanderbilt won last year's meeting in Bud Walton Arena, Arkansas has won 11 of the last 13 games.
- In an SEC scheduling quirk, **Arkansas is playing at Vanderbilt for just the fourth time since 2014-15 (12 meetings)**. Over the last 12 meetings with the Commodores, seven have been at Bud Walton Arena, three have been at Vandy's Memorial Gym and two have been in Nashville's Bridgestone Arena for the SEC Tournament.

Been There, Done That

- Arkansas is 1-3 to start SEC. Each of the last two years, Arkansas has dug itself out of a slow start hole and ended the year at the NCAA Elite 8.
- 2020-21 Started SEC Play 2-4 Ended by winning final 11 SEC games
- 2021-22 Started SEC Play 0-3 Ended by winning 14 of final 15 SEC games
- ^ Part of a 1-5 stretch ^ Win streaks of 8 games and 6 games
- In Coach Muss' year one (2019-20), Lost 8 of its next 9 SEC games
- Arkansas started SEC play 3-1 ^ Isaiah Joe was injured for 5 of those 8
- ^ Arkansas won 4 of its final 6 including an SEC Tourney win before the season was canceled due to COVID-19

Home Win Streak Ends

- Last time out, Alabama snapped Arkansas' 17-game win streak in Bud Walton Arena. Ironically, the last Razorbacks loss in Bud Walton Arena came versus Vanderbilt last January.

Tough Opening Stretch ... And Doesn't Get Easier

- Arkansas opens SEC play with four of its first six on the road.
- Arkansas' last three opponents are nationally ranked.
- The last time Arkansas played three consecutive ranked opponents was 2003-04** when unranked Arkansas faced #6 Mississippi State, #9 Kentucky and #25 South Carolina. Arkansas went 1-2, falling at home to the Bulldogs on the road to the Wildcats and winning at home versus Gamecocks.
- Arkansas' first four SEC opponents (LSU, Missouri, Auburn and Alabama) have each won at least 12 games and won a combined 52-10. That represents the best four-team aggregate win total any team has faced to date.
- To end January and open February, Arkansas will play four-of-six games on the road, including the SEC-Big 12 Challenge at Baylor.
- The Hogs also wrap the 2022-23 regular season playing two of the last three on the road (at Alabama and at Tennessee before hosting Kentucky in the finale).

VS VANDY:		ALL	SEC
OVERALL ... (ARK-OPP)	39-13	28-12	
Home:.....(ARK-OPP)	16-4	15-4	
Away:.....(ARK-OPP)	8-8	8-7	
Neutral:.....(ARK-OPP)	5-1	5-1	

MOST RECENT MEETINGS:	
02/08/14	W 77-75 A
01/10/15	23/- W 82-70 H
01/05/16	W 90-85 (OT) H
01/24/17	W 71-70 A
02/07/17	L 72-59 H
03/11/17	W 76-62 N (Nashville) H
02/10/18	W 72-54 A
02/05/19	W 69-66 H
03/06/19	W 84-48 A
01/15/20	W 75-55 H
03/11/20	W 86-73 N (Nashville) H
01/23/21	W 92-71 A
01/04/22	L 75-74 H

NCAA STAT COMPARISON		V	
		(BOLD = Leads Conf)	
75.8	101st	Scoring Off.	71.4 179th
64.2	54th	Scoring Def.	68.6 165th
+11.6	37th	Scoring Margin	+2.8 186th
.472	53rd	F6%	.433 242nd
.417	111th	F6% Def.	.419 117th
.284	341st	3PT%	.325 247th
4.6	343rd	3PT Made/Gm	8.1 108th
.301	49th	3PT% Def.	.308 71st
22.9	22nd	FTA/Gm	17.1 216th
16.1	27th	FT Made/Gm	11.9 230th
.700	205th	FT%	.693 172nd
36.6	134th	Reb./Gm	37.9 70th
+5.2	49th	Reb. Margin	+2.8 186th
1.01	196st	A/TO Ratio	1.01 202nd
13.2	192nd	Assists/Gm	12.6 240th
+3.6	31st	TO Margin	-1.7 298th
16.6	29th	TO Forced	10.8 331st
13.1	195th	TO/Gm	12.4 127th
17.9	255th	Fouls/Gm	16.9 198th
4.8	42nd	Blocks/Gm	5.3 20th
9.6	18th	Steals/Gm	4.9 324th

RICKY COUNCIL IV

- 1st in SEC in Minutes (35:27) • 35th NCAA
- 3rd in SEC Scoring (17.94)
- 7th SEC in FG% (.467)
- 11th in SEC in FT% (.795)

ANTHONY BLACK

- Only Player in the SEC Top 30 in Pts, Rebs, Assts & Stls
- 9th in Assists (3.6)
- 12th in Steals (1.6)
- 22nd in Pts (12.0)
- 26th in Rebs (5.1)
- 2nd in Min. (33:56)

MAKHI MITCHELL

- 20 of his 23 blocked shots came in last 10 gms
- IN SEC GAMES ONLY
- 5th in Rebs (7.8)
- 6th in BLKS (1.75)
- 9th on Def Reb (5.5)
- 10th in Off Reb (2.3)

THE RAZORBACKS

No.	Name	Pos.	Yr.	Ht.	Wt.	Hometown	High School / Previous School	Wing Span	Standing Reach	MAX Vertical
0	Anthony Black	G	Fr. (4)	6-7	198	Duncanville, Texas	Duncanville HS	6' 8"	8' 6"	42.5"
1	Ricky Council IV	G	Jr. (3)	6-6	205	Durham, N.C.	Southern Durham HS / Wichita State	6' 9"	8' 6"	46"
2	Trevon Brazile	<i>Trev-In "Brazil"</i> F	So. (3)	6-10	212	Springfield, Mo.	Kickapoo HS / Missouri	7' 2.5"	9' 0"	42.5"
3	Nick Smith Jr.	G	Fr. (4)	6-5	185	Jacksonville, Ark.	North Little Rock HS	6' 9"	8' 3"	40.5"
4	Davonte "Devo" Davis	G	Jr. (3)	6-4	185	Jacksonville, Ark.	Jacksonville HS	6' 7"	8' 2"	36"
5	Joseph Pinion	F	Fr. (4)	6-5	190	Morrilton, Ark.	Morrilton HS	6' 6.5"	8' 2.5"	40.5"
11	Jalen Graham	F	Sr. (2)	6-9	225	Phoenix, Ariz.	Mountain Pointe HS / Arizona State	7' 2.5"	8' 11"	36"
12	Barry Dunning Jr.	G	Fr. (4)	6-6	195	Mobile, Ala.	McGill-Toolen Catholic HS	7' 0"	8' 4.5"	47"
13	Jordan Walsh	G/F	Fr. (4)	6-7	205	Desoto, Texas	Link (Mo.) Academy	7' 2"	8' 7.5"	46"
15	Makhi Mitchell	<i>Ma-ki</i> F/C	Sr. (2)	6-9	230	Washington, D.C.	Woodrow Wilson HS / Rhode Island	7' 4"	9' 0"	38.5"
20	Kamani Johnson	F	Sr. (1)	6-7	230	Brooklyn, N.Y.	Holy Spirit (Ga.) Prep School / Little Rock	6' 9.5"	8' 10"	35"
21	Cade Arbogast	G	Jr. (3)	6-3	180	Concord, Calif.	De La Salle HS / Lane (Ore.) CC	6' 2.5"	7' 11"	31"
22	Makhel Mitchell	<i>Ma-kelle</i> F/C	Sr. (2)	6-10	240	Washington, D.C.	Woodrow Wilson HS / Rhode Island	7' 4.5"	9' 1"	34"
23	Derrian Ford	G	Fr. (4)	6-3	205	Magnolia, Ark.	Magnolia HS	6' 3.5"	8' 1.5"	40.5"
45	Lawson Blake	F	So. (3)	6-10	235	Fayetteville, Ark.	Fayetteville HS / Link Year (Mo.) Prep	6' 6.5"	8' 7"	32"

() - Number in parenthesis indicates total years of eligibility remaining including this season

Head Coach: Eric Musselman (San Diego, 1987)

Assistant Coach: Anthony Ruta (Arizona State, 2012) • *pronounced ROO-tah*

Assistant Coach: Gus Argenal (UC Davis, 2004) • *pronounced Are-GIN-nal*

Assistant Coach: Keith Smart (Indiana, 1995)

Director of Operations: Michael Musselman (San Diego, 2018)

Director of Internal Operations: Riley Hall (Arkansas, 2016)

Head Athletic Trainer: Matt Townsend (Idaho, 2017)

GAs: Jake Alburtus • Markus Black • Ty McHone • Dominic Samangy • Trey Smith • Camden Taylor • Reuben Williams

Dir. of Scouting/Assistant to Head Coach: Todd Lee (South Dakota, 1986)

Special Assistant to the Head Coach: Matt Lopez (Grand Canyon, 2018)

Recruiting Coordinator: Ronnie Brewer Jr. (Arkansas, 2015)

Asst. Dir. of Recruiting & Scouting: Blake Wetherington (Murray State, 2017)

Asst. Director for Basketball Operations: Caleb Cline (South Dakota, 2020)

Head Strength Coach: Dave Richardson (Louisiana-Monroe, 1989)



0 • Anthony BLACK
TBA (Arts & Sciences)



1 • Ricky COUNCIL IV
Recreation & Sport Mgmt



2 • Trevon BRAZILE
Communications



3 • Nick SMITH Jr.
Recreation & Sport Mgmt



4 • Davonte "Devo" DAVIS
Recreation & Sport Mgmt



5 • Joseph PINION
TBA (Arts & Sciences)



11 • Jalen GRAHAM
Sociology



12 • Barry DUNNING Jr.
TBA (Education)



13 • Jordan WALSH
TBA (Arts & Sciences)



15 • Makhi MITCHELL
Food, Nutrition & Health



20 • Kamani JOHNSON
Communications



21 • Cade ARBOGAST
Communications



22 • Makhel MITCHELL
Food, Nutrition & Health



23 • Derrian FORD
TBA (Education)



45 • Lawson BLAKE
Exercise Science



Eric MUSSELMAN
Head Coach



Gus ARGENAL
Assistant Coach



Keith SMART
Assistant Coach



Anthony RUTA
Assistant Coach



Michael MUSSELMAN
Dir. of Operations



Riley HALL
Dir. of Internal Ops



Todd LEE
Dir. of Scouting/Asst to HC



Ronnie BREWER Jr.
Recruiting Coord.



Matt LOPEZ
Special Asst to HC



Blake WETHERINGTON
Asst Dir. Scouting/Recruiting



Caleb CLINE
Asst Dir. of Ops

ABOUT ARKANSAS

Location.....Fayetteville, Ark.
Enrollment.....30,936
Founded.....1871
Colors.....Cardinal (PMS 201) and White
Nickname.....Razorbacks
Conference.....Southeastern (SEC)
System President.....Dr. Donald R. Bobbitt (Arkansas, 1980)
UA Chancellor.....Dr. Charles F. Robinson (Houston, 1987)
Vice Chancellor / AD.....Hunter Yurachek (Guilford, 1990)
Faculty Representative.....Paul Adams (LSU, 1992)
Deputy AD/MBB Admin.....Clayton Hamilton (Arkansas, 1994)
Arena (Capacity).....Bud Walton Arena (19,200)

HISTORY

First Year of Basketball.....1923-24
Seasons.....100th
Head Coaches.....13
30-Win / 20-Win Seasons.....5 / 35
13-plus Conference-Win Seasons.....16
Overall Conference Championships.....24 (2 SEC, 22 SWC)
NCAA Tournament Record / App.....48-34 (.585) / 35
NIT Record / App.....6-5 / 4
SEC Tournament Record.....29-29

Most Wins Among SEC Since Muss Arrival

• Since Eric Musselman's arrival, Arkansas leads the SEC in overall wins (85) and overall home wins (55) while ranking eighth in the NCAA in overall wins (85). **Totals are thru Jan 12, 2023.**

OVERALL WINS	SEC ONLY WINS	OVERALL HOME WINS	SEC HOME WINS	MOST WINS NCAA SINCE MUSS @ ARK	
ARK 85	UK 38	ARK 55	LSU 23	Gonzaga	105
AUB 79	AUB 37	LSU 50	AUB 23	Houston	100
TENN 76	BAMA 37	AUB 49	ARK 22	Kansas	97
BAMA 75	TENN 37	UK 48	UK 22	Baylor	92
LSU 74	ARK 34	TENN 48	BAMA 22	San Diego State	89
UK 70	LSU 33	MS ST 44	TENN 22	Belmont	89
MS ST 68	FLA 31	BAMA 43	MS ST 19	Liberty	88
FLA 63	MS ST 28	A&M 41	FLA 18	Arizona	86
<i>Arkansas and Houston are the only two teams to reach the NCAA Elite 8 in each of the last two seasons</i>				ARKANSAS 85	
				Southern Cal	85
				UCLA	83
				Duke	83

Rebounding

- Despite its 1-3 start, Arkansas is doing some things better since SEC play began versus its overall season averages.
- Arkansas ranks 9th in the SEC for all games in rebounding (36.6)
- **In SEC games only, Arkansas ranks 2nd in rebounding (41.5).**
- Arkansas ranks 5th in the SEC for all games in rebound margin (+5.2)
- **In SEC games only, Arkansas ranks 3rd in rebound margin (+8.75)**
- Arkansas leads the SEC by grabbing 76.9% of the available defensive rebounds.
- **In SEC games only, Arkansas falls to 2nd but is grabbing a better percentage at 77.1%.**
- OVERALL, Arkansas is 11th in the SEC on offensive rebound percentage 30.4%
- **HOWEVER, In SEC games only, Arkansas ranks 5th in offensive rebound percentage at 35.9%**

First 3 SEC Losses Went Against the Numbers, Except One...

- Arkansas' losses at LSU and Auburn and at home versus Alabama were a rare ones, according to historical stats. Arkansas....
- **Out-rebounded LSU, 44-39 and out-rebounded Auburn 45-32.**
- Coach Muss college teams are 119-18 when out-rebounding opponents.
- Arkansas is 9-2 this season and 49-8 under Coach Muss when out-rebounding opponents.
- **Grabbed 13 offensive rebounds at LSU, 17 at Auburn and 10 versus Alabama.**
- Arkansas is 9-3 this season and 44-18 under Coach Muss when getting 10+ offensive rebounds.
- **HOWEVER, Arkansas had just 11 second-chance points at LSU and just 8 each at Auburn and versus Alabama.**
- **THE ALABAMA GAME:**
- It was Arkansas' first home loss while ranked in the Musselman era (22-1) and just the second home loss by a Musselman-coached team at home while ranked (40-2).
- It was just the 14th time a Musselman-coached team tied its opponent in rebounds and those teams are 11-3 in such games.
- Arkansas lost despite scoring first. At Arkansas in the Muss era, the Hogs are 49-13 when scoring first while Musselman's college teams are 115-29 when scoring first.
- Arkansas lost despite winning the opening tip. Arkansas is 8-2 this season when winning the tip and the Razorbacks are 49-13 in the Muss era when winning the tip
- Was just the third time in the Muss era at Arkansas the Razorbacks were tied at halftime, The Hogs now 2-1 in such games.
- Four Razorbacks scored in double figures but lost. Arkansas is now 6-1 this year and 35-3 in such games in the Muss era.
- **HOWEVER, Arkansas only scored 57 points at LSU and just 59 at Auburn.**
- **Coach Muss college teams are now just 1-11 when scoring less than 60 points, including 1-3 at Arkansas.**
- **Arkansas only scored 69 points versus Alabama. The Hogs are 1-3 this year when scoring less than 70 points and 15-14 in the Musselman era.**

ARKANSAS First Half vs Second Half

- Arkansas ranks in the 300's in the NCAA in offensive efficiency in the first half and has trailed at the half in seven of the last 12 games.
- **Arkansas ranks among the top 5 in the NCAA in offensive efficiency in the second half despite being out-scored 51-36 by Alabama.**

FOR THE SEASON, ARKANSAS FIRST HALF VS SECOND HALF (including OT)										
	POINTS (AVG)	FG	3PT	FT	REB (AVG)	ASSISTS	TO	BLKS	STEALS	
ARK 1st Half:	523 (32.7)	43% (200-465)	20% (26-127)	61% (97-158)	301 (18.8)	97	118	38	75	
OPP 1st Half:	489 (30.6)	41% (179-431)	32% (49-153)	64% (82-128)	265 (16.6)	80	135	22	58	
ARK 2nd Half:	678 (42.4)	51% (237-460)	36% (47-129)	76% (157-205)	278 (17.4)	115	91	38	76	
OPP 2nd Half:	531 (33.2)	42% (183-434)	27% (38-136)	72% (127-176)	233 (14.6)	79	129	20	42	
ARK 2nd Half DIFF	+155 (+9.7)	+8%	+16%	+15%	-1.4	+18	-27	0	-1	
OPP 2nd Half DIFF	+42 (+2.6)	+1%	-5%	+8%	-2.0	-1	-6	-2	-16	

Defense to Offense

- Arkansas Has forced 20-plus turnovers five times (and at least 15 turnovers 10 times) in 16 games this season
- **Arkansas only accomplished that 3x in 37 gms last season • 6x in 32 gms in 2020-21 • 5x in 32 gms in 2019-20**
- **The Hogs are #31 in the NCAA (3rd in the SEC) in turnover margin (+3.6)**
- **The Hogs are #29 in the NCAA (3rd in the SEC) in turnovers forced (16.6/gm)**
- **HOWEVER, Arkansas has only forced 41 turnovers to open SEC play • 10 each vs LSU and Mizzou, 8 at Auburn and 13 vs Bama**
- **In wins over Bradley and UNCA, Arkansas out-scored opponents 69-14 in points off turnovers (37-9 & 32-5, respectively)**
- Overall, Arkansas has outscored its opponents 292-177 (+115) on points off turnovers.
- Ironically, one of Arkansas's best games in points of turnovers was a loss to Creighton, outscoring the Blue Jays 21-3.
- Arkansas has outscored its opponents in points of turnovers in 10 of 15 games
- Auburn (25-6), Mizzou (21-8), LSU (13-4) and UNCG (9-6) led in the Hogs in the category. Arkansas tied San Diego State 16-16
- **Arkansas had 16 steals versus Bradley and 15 versus UNCA.**
- **The Hogs are #18 in the NCAA (4th in the SEC) in steals (9.6 avg)**
- **The 16 steals by Arkansas vs Bradley were THE MOST (tied) by any Musselman-coached college team**

2023 NBA MOCK DRAFT BOARDS as of Dec. 31, 2022

Nick Smith Jr.

#3 overall • #1 college player	NBADraftRoom.com
#3 overall • #1 college player	SportingNews.com
#3 overall • #1 college player	NBADraft.net
#4 overall • #1 college player	ESPN.com
#4 overall • #1 college player	NBCsports.com
#4 overall • #1 college player	BleacherReport.com
#4 overall • #1 college player	TankAthon.com
#5 overall • #2 college player	Yahoo.com
#6 overall • #2 college player	Babcock Hoops
#7 overall • #4 college player	SI.com

Anthony Black

#5 overall • #3 college player	NBADraft.net
#7 overall • #4 college player	NBADraftRoom.com
#8 overall • #4 college player	NBCsports.com
#12 overall • #8 college player	ESPN.com
#12 overall • #8 college player	TankAthon.com
#12 overall • #8 college player	Yahoo.com
#13 overall • #9 college player	BleacherReport.com
#15 overall • #11 college player	SportingNews.com
#15 overall • #11 college player	Babcock Hoops
#15 overall • #11 college player	SI.com

Jordan Walsh

#28 overall • #22 college player	SI.com
#29 overall • #23 college player	NBADraftRoom.com
#29 overall • #24 college player	BleacherReport.com
#29 overall • #22 college player	SportingNews.com
#44 overall • #34 college player	ESPN.com

Ricky Council IV

#20 overall • #16 college player	BleacherReport.com
#26 overall • #20 college player	NBADraftRoom.com
#32 overall • #26 college player	NBADraft.net
#39 overall • #29 college player	ESPN.com
#48 overall • #38 college player	Babcock Hoops

Trevon Brazille (PROIR TO INJURY)

#24 overall • #18 college player	NBADraft.net
#28 overall • #21 college player	NBCsports.com
#31 overall • #26 college player	BleacherReport.com
#50 overall • #40 college player	ESPN.com



IN-SEASON HONORS

ANTHONY BLACK

- CBS Sports/USBWA National Freshman of the Week (11/22)
- SEC co-Freshman of the Week (11/28)

RICKY COUNCIL IV

- SEC Player of the Week (12/5)

NICK SMITH JR.

- CBS Sports/USBWA National Freshman of the Week (12/13)
- Dick Vitale Star of the Week - Diaper Dandy (12/12)
- SEC co-Freshman of the Week (12/12)

2022-23 MISCELLANEOUS STATS

DOUBLE-FIGURE SCORING GAMES

Player	18-19	19-20	20-21	21-22	22-23	Career
Black				9	9	9
Brazile				4	5	9
Council IV			5	17	15	37
Davis			14	14	6	34
Dunning Jr.					0	0
Graham		1	9	15	4	29
Johnson	5	15	RS	1	0	21
Kel Mitchell		0	13	18	1	22
Khi Mitchell		1	1	19	4	26
Pinion				2	2	2
Smith Jr.				3	3	3
Walsh				5	5	5

20+ POINT SCORING GAMES

Player	18-19	19-20	20-21	21-22	22-23	Career
Black				3	3	3
Brazile				0	3	3
Council IV			1	3	5	9
Davis				1	1	2
Graham		0	0	0	0	0
Johnson	0	3	RS	0	0	3
Kel Mitchell		0	1	2	0	3
Khi Mitchell		0	0	0	0	0
Smith Jr.				2	2	2
Walsh				0	0	0

30+/40+ POINT SCORING GAMES

Player	18-19	19-20	20-21	21-22	22-23	Career
Council IV			0/0	1/0	-	1 / 0
Johnson	0/0	2/0	RS	0/0	-	2 / 0

3+ THREE-POINTERS IN A GAME

Player	18-19	19-20	20-21	21-22	22-23	Career
Black				1	1	1
Brazile				0	3	3
Council IV			0	3	1	4
Davis			1	1	0	2
Pinion					1	1
Smith Jr.					1	1

DOUBLE FIGURE REBOUNDING GAMES

Player	18-19	19-20	20-21	21-22	22-23	Career
Black				0	0	0
Brazile				1	2	3
Council IV			0	2	0	2
Davis			0	0	2	2
Graham		0	3	1	0	4
Johnson	1	6	RS	0	0	7
Kel Mitchell		0	3	1	0	4
Khi Mitchell		0	1	10	2	13
Walsh				1	1	1

DOUBLE FIGURE ASSISTS GAMES

Player	18-19	19-20	20-21	21-22	22-23	Career
Black				0	0	0
Davis		0	0	0	0	0

DOUBLE-DOUBLES

Player	18-19	19-20	20-21	21-22	22-23	Career
Black				0	0	0
Brazile				2	2	2
Council IV			0	2	0	2
Davis			0	0	2	2
Graham		0	3	1	0	4
Johnson	0	4	RS	0	0	4
Kel Mitchell		0	2	1	0	3
Khi Mitchell		0	1	7	1	9

TRIPLE-DOUBLES

Player	18-19	19-20	20-21	21-22	22-23	Career
Black						0

5+ ASSIST GAMES

Player	18-19	19-20	20-21	21-22	22-23	Career
Black				5	5	5
Council IV			0	1	2	3
Davis			2	6	2	10
Graham		0	0	2	0	2
Johnson	0	3	RS	0	0	3
Kel Mitchell		0	0	1	0	2
Khi Mitchell		0	0	2	0	2
Smith Jr.				1	1	1
Walsh				0	0	0

3+ STEALS IN A GAME

Player	18-19	19-20	20-21	21-22	22-23	Career
Black				3	3	3
Council IV			0	5	2	7
Davis			2	3	3	8
Graham		1	0	2	0	3
Johnson	1	0	RS	0	1	2
Kel Mitchell		0	0	1	0	1
Khi Mitchell		0	0	2	3	5
Smith Jr.				-	-	-
Walsh				2	2	2

3+ BLOCKS IN A GAME

Player	18-19	19-20	20-21	21-22	22-23	Career
Black				0	0	0
Brazile				5	1	6
Graham		2	4	2	0	8
Johnson	0	0	RS	1	0	1
Kel Mitchell		1	6	11	1	19
Khi Mitchell		0	0	6	3	9

^ The 15 steals by Arkansas vs UNCA tied for the THIRD-BEST total by any Musselman-coached college team

^ Arkansas produced double-digit steals seven times this season.

• Arkansas is 3rd in the SEC in fastbreak points (12.62).

Getting to The Charity Stripe, A Muss Must

• Arkansas LED THE NCAA by making 633 free throws and attempting 833 in last season (2021-22).

• When getting to the line last season, Arkansas LED THE SEC (32nd in the NCAA) in free throw percentage at 76.0%.

• In general, Eric Musselman's collegiate teams do a great job getting to the free throw line. In fact, his teams have either ranked 1st or 2nd in their respective leagues and among the NCAA top 25 in each of his first seven years.

• **HOWEVER, Arkansas has not gotten to line at the same rate so far in 2022-23.**

^ The Razorbacks have stayed in the mid-to-high 20's in the NCAA rankings. The Razorbacks are currently 22nd in the NCAA in FT Attempts/gm (22.9) and 27th in FT Made/game (16.1)

HOWEVER, the Hogs were just 5-of-10 at the line at LSU but attempted 23 each vs Mizzou and Bama and 32 at Auburn

^ Arkansas made a season-high 81% (17-of-21) vs San Jose State then made a season-high 26 FT vs UNCG

- Arkansas also made 26 FT versus UNCG and 22 vs Bradley

- Anthony Black made 13-of-16 free throws at Auburn ... the most makes by an SEC player this season ... **HOWEVER**, the rest of the team was just 6-of-16 at the line versus Auburn

• Below are Musselman's teams' ranking in the NCAA (first) and in their respective leagues (second) in the categories:

	'15-16	'16-17	'17-18	'18-19	'19-20	'20-21	'21-22	'22-23
FT Attempts	2 / 1	13 / 1	16 / 2	16 / 1	8 / 2	5 / 1	1 / 1	22 / 3
FT Made	1 / 1	24 / 2	9 / 2	17 / 1	3 / 1	2 / 1	1 / 1	27 / 3

INDIVIDUALLY

• 2016-17 Jordan Caroline: 10th in NCAA in FT Att (251)

• 2017-18 Jordan Caroline: 8th in NCAA in FT Att (251)

• 2019-20 Mason Jones led the NCAA in free throws made (233) and attempted (282)

• 2020-21 Moses Moody ranked 2nd in the NCAA in free throws made (151) and attempted (186)

• 2021-22 Four Razorbacks ranked among the SEC top 15 in free throws made

Hogs Rally from 17 Down to Beat Mizzou

• Versus Missouri, Arkansas erased a 17-point, first-half deficit to win 74-68.

• The Tigers were up 17 (25-8) with 9:31 left in the first half. Arkansas used an 8-0 run to end the first half and a 10-4 run to start the second half to get to within one (38-37). Later, Arkansas used a 9-0 run to take its first lead and never surrendered the advantage.

• It was Arkansas' biggest come-from-behind win this season and the third time this season Arkansas won when trailing by double digits.

Arkansas' other two games its trailed by double digits and won were:

^ San Diego St: Down 13 with 5:56 left in the 1st half Won, 78-74 in OT

^ UNC Greensboro: Down 12 with 4:54 left in the 1st half Won, 65-58

• Overall, it was the second biggest come-from-behind win for Arkansas in the Eric Musselman era. Ironically, the biggest deficit Arkansas overcame to win was 19 points versus Auburn (Jan. 20, 2021 in Fayetteville). Arkansas trailed 37-18 with 4:17 left in the first half.

Points in the Paint; Mostly at the Rim via Dunks

• Arkansas ranks 340th out of 352 NCAA Division I teams in 3-pointers attempted (16.1 avg), 343rd in 3's made (4.6 avg) and 341st in 3PT% (.284).

• However, Arkansas is having great success shooting the ball inside the arc, mostly in the paint ... specifically at the rim.

^ Overall, Arkansas ranks 2nd in the SEC (53rd in the NCAA) in field goal percentage (.472).

- Arkansas is shooting 54.4% inside the arc (368-of-677)

- Arkansas has outscored its opponents in the paint 570-432 (+138).

^ Arkansas has scored 40-plus points in the paint in 9 of 16 games including four games with 50-plus points:

- 58 vs Oklahoma • 54 vs Fordham • 52 vs San Jose State • 50 vs UNCA

^ Arkansas has out-scored its opponent in the paint 11 times in 16 games and tied its opponent twice.

• Arkansas has 74 dunks in 16 games (4.63 per game)

- including 11 versus Louisville, 8 vs UNCA, 7 vs Oklahoma and 6 each vs Creighton and at Auburn

^ Arkansas only had 103 dunks in 37 games last season (2.78 per game).

• Arkansas has 20 alley-oops in 16 games

^ Trevon Brazile (despite missing the last six games) leads the way with 6 and Ricky Council IV has 4

^ Anthony Black leads the team with eight assists on alley-oops.

Above The Rim

• THIS YEAR: Arkansas has SIX PLAYERS with wing spans over seven feet.

^ Team wing span average this year is 6-9

• Not only is the 2022-23 edition of Razorback basketball long .. they are athletic too.

• Arkansas teams under Coach Musselman have been described in many positive attributes. However, explosive has not been one of them. Yes, the Razorbacks have seen their share of explosive players, but not a team. That is a change in 2022-23.

DUNKS IN MUSS ERA

Year	Dunks	Gms	Avg.	Leader
2019-20	67	32	2.09	22 by Adrio Bailey
2020-21	95	32	2.97	36 by Justin Smith
2021-22	103	37	2.78	27 by Stanley Umude
2022-23	74	16	4.63	18 by Ricky Council IV

BLOCKED SHOTS IN MUSS ERA

Year	Blks	Gms	Avg.	Leader
2019-20	125	32	3.91	45 by Adrio Bailey
2020-21	158	32	4.94	51 by Connor Vanover
2021-22	153	37	4.14	41 by JayIn Williams
2022-23	76	16	4.75	23 by Makhii Mitchell

One Glorious Game

• Arkansas played exactly one game with all 15 players available for the whole game. It was Game 8 on Dec. 3 versus San Jose State. Ironically, all 15 Razorbacks played and, by no coincidence, it was Arkansas' best game of the season.

^ Nick Smith missed the first six games and played just six minutes in game seven versus Troy.

^ Davonte Davis missed game seven versus Troy.

^ Trevon Brazile suffered a season-ending injury in the first half of game 9 versus UNCG.

• Versus San Jose State, Arkansas won 99-58 ... its largest margin of victory this season. Also:

- ^ Arkansas shot 62.7% (37-of-59) from the field and 61.5% (8-of-13) from 3-point range.
- ^ **It was the best overall FG% shooting night by an Eric Musselman collegiate team.** The previous best was his Nevada squad making 61.5% (40-of-65) versus UMass on Nov. 23, 2018.
- (HogStats.com) **It was only the third game in history that Arkansas has shot at least 60% from 2-point range, 60% from 3 (min. 5 attempts) and 80% from the free throw line** (min. 15 atts):
- ^ 12/02/22 vs San Jose (63.0 / 61.5 / 81.0) • 1/4/1992 vs Auburn (60.0 / 62.5 / 82.1) • 1/21/1991 vs Florida St (63.0 / 62.5 / 84.0)
- **It was the best 3-point shooting percentage night by a Eric Musselman collegiate team (with at least 10 attempts).**
- ^ His best night was making 6-of-10 (60%) versus Morehead State on Mar. 30, 2016.
- ^ The previous best by an Arkansas team under Muss was 57.1% versus Georgia (Jan. 9, 2021). NOTE, Arkansas made 6-of-9 (66.7%) in a win over TCU on Jan. 25, 2020.
- **Arkansas had a season-high 22 assists.**

Smith Out Indefinitely

- For the second time this season, preseason All-American Nick Smith is on the sidelines for right knee management.
- ^ Smith missed the first six games and played six minutes in game seven of the season.
- **Smith was named National and SEC Freshman of the Week for his starts in Games 8 and 9 (Oklahoma and UNCG).**
- ^ Started Game 10 versus Bradley but only played the first half.

Brazile Out for the Season; Has Successful Surgery on Dec. 29

- Arkansas sophomore forward Trevon Brazile will miss the remainder of the season after injuring his right knee in the first half of the UNC Greensboro game on Dec. 6. Brazile tore his anterior cruciate ligament (ACL) and had surgery Dec. 29.
- The Springfield, Mo., native entered the UNCG game as Arkansas' leader in rebounds and blocked shots while ranking third on the team in scoring and free throws attempted. He was the Hogs' first player off the bench in all nine games but ranked fourth in minutes played (29.3 avg.).
- Brazile played just nine minutes with no points, two rebounds and two blocked shots before exiting the UNCG game. For the season, he is averaging 11.8 points, 6.0 rebounds and 1.2 blocked shots.
- Brazile was having a breakout season in his first year at Arkansas after spending his freshman campaign at Missouri. He recorded his first two career double-doubles and posted a career high in points (23), his first three career 20-point games and a career high 12 rebounds.
- **As a comparison,**
- | | | |
|------------------|---------------------------------------|-----------------------|
| AT ARK (9 gms): | 106 points - making 37 FG with 11 3's | Averaged 6.0 rebounds |
| AT MIZ (24 gms): | 151 points - making 57 FG with 10 3's | Averaged 5.0 rebounds |
- **THINK ABOUT THIS ... DESPITE MISSING THE LAST 7 AND A HALF GAMES, BRAZILE STILL RANKS:**
- 2nd on the team in blocked shots with 11 (Khi Mitchell has 23)
 - 3rd on the team in 3's made with 11 (Council has 17 and Black has 14)
 - 3rd on the team in FT made with 21 (Council has 63 and Black 53)

Just a Minute ... or 20 ... or 40

- Arkansas has the top two players among the SEC in minutes played.
- ^ Ricky Council IV 1st - 35.27
- ^ Anthony Black 2nd - 33.56
- Ricky Council played **all 40 minutes versus Creighton** and, the next day, **41:03 in the overtime win over San Diego State**, including all 20 minutes of the second half and all 5 in OT.
- **GAMES A RAZORBACK PLAYED ALL 40 MINUTES IN REGULATION**
- ^ Ricky Council IV 3 Creighton; Oklahoma; at LSU
- ^ Anthony Black 2 Troy; at LSU
- **GAMES A RAZORBACK PLAYED ALL 20 MINUTES IN A HALF**
- ^ Ricky Council IV 13 Fordham (1st) • vs Louisville (1st) • vs Creighton (1st & 2nd) • vs San Diego St. (2nd, plus 5 in OT) • Troy (2nd) UNCG (2nd) • Oklahoma (1st & 2nd) • UNCA (1st) • LSU (1st & 2nd) • Bama (2nd)
- ^ Anthony Black 9 vs Creighton (2nd) • vs San Diego St. (2nd, plus 5 in OT) • Troy (1st & 2nd) • UNCG (2nd) • at LSU (1st & 2nd) Mizzou (2nd) • at Auburn (2nd)
- ^ Devo Davis 5 ND State (2nd) • UNCA (1st) • at LSU (2nd) • Mizzou (2nd) • Bama (2nd)
- ^ Jordan Walsh 2 vs Creighton (2nd) • vs San Diego St. (2nd, plus 5 in OT)
- ^ Nick Smith Jr. 1 UNCG (1)
- ^ Trevon Brazile 1 vs San Diego St. (2nd, plus 5 in OT)

Emptying the Bench

- On the flip side, Arkansas has played every player available in a game five times this season including:
- Fordham (14 players), South Dakota State (14), San Jose State (15), Bradley (14), UNCA (13).

Devo Doubles Up

- Junior Davonte Davis has posted his first two career double-doubles this season.
- ^ 10 points and career-high 10 rebounds vs UNCG
- ^ Scored a team-best 16 points and tied his career-high with 10 rebounds vs Alabama
- Also versus Bama, Davis led the team with three assists and two steals ... **He also played 38:29 WITH ZERO TURNOVERS**

Slick Rick

- Ricky Council IV has scored in double figures in 15 of 16 games this season and... he ranks...
- ^ **1st IN THE SEC** in minutes played (35:27) **Played all 40 of regulation 3x; all 20 in a half 13x**
- ^ **2nd IN THE SEC** in field goals made (100)
- ^ **3rd IN THE SEC** in scoring (17.9 ppg)
- ^ **3rd IN THE SEC** in free throws made (70)
- ^ **7th in the SEC** in FG% (.467)
- ^ **11th in the SEC** in FT% (.795)
- ^ **14th in the SEC** in steals (1.50)
- In addition to his scoring prowess, Council tied his **career high with four steals** versus Louisville.
- ^ He has a steal in 13-of-16 games.
- **For the first time his career, has seen action as the point guard** and is second on the team with 41 assists.
- ^ Had a **career-high seven assists** in the Fordham win. **Amazingly, his first six assists went to six different players** (Davis, Khi Mitchell, Black, Walsh, Brazile and Graham)

2022-23 MISCELLANEOUS STATS

RECORD BREAKDOWN

At Bud Walton Arena	2022-23: 8-0	Muss Era: 55-6
On The Road	2022-23: 0-2	Muss Era: 14-18
Neutral Site	2022-23: 4-1	Muss Era: 16-7
White "Razorback" Uni	2022-23: 2-0	Muss Era: 19-0
White '94 "Razorback" Uni	2022-23: 3-0	Muss Era: 23-6
White "Hog" Uni	2022-23: 3-0	Muss Era: 16-3
White "Arkansas" Uni	2022-23: 2-1	Muss Era: 8-1
White "Hog A" Uni	2022-23: 0-1	Muss Era: 0-1
Cardinal "Arkansas" Uni	2022-23: 0-0	Muss Era: 10-14
Cardinal "Razorback" Uni	2022-23: 0-0	Muss Era: 1-3
Cardinal Camo "Arkansas" Uni	2022-23: 1-0 *	Muss Era: 3-0 ^
Cardinal "Hog" Uni	2022-23: 0-1	Muss Era: 3-2 +
Cardinal "Arkansas Razorbacks" Uni	2022-23: 1-0	Muss Era: 1-0
Anthracite Uni	2022-23: 0-1	Muss Era: 1-2

^ - wore cardinal at home vs Fordham '22 - + - wore cardinal at home vs Tenn '21

GENERAL

When ARK controls tip	2022-23: 8-2	Muss Era: 56-16
When OPP controls tip	2022-23: 4-2	Muss Era: 29-16
When ARK scores first	2022-23: 6-2	Muss Era: 49-13
When OPP scores first	2022-23: 7-2	Muss Era: 36-19

LEADS AND DEFICITS

Leading at the half	2022-23: 8-0	Muss Era: 62-3
2022-23: home: 6-0 road: 0-0 neutral: 2-0		
Trailing at the half	2022-23: 4-3	Muss Era: 19-28
2022-23: home: 3-0 road: 0-2 neutral: 1-1		
Tied at the half	2022-23: 0-1	Muss Era: 2-1
2022-23: home: 0-1 road: 0-0 neutral: 0-0		
'22-23 W/ 5:00 left	Leading: 10-0 Trailing: 2-3 Tied: 0-1	
• Muss Era	Leading: 75-3 Trailing: 8-27 Tied: 2-2	
'22-23 W/ 2:00 left	Leading: 11-0 Trailing: 1-3 Tied: 0-1	
• Muss Era	Leading: 76-5 Trailing: 7-24 Tied: 1-3	

GMS decided by 1-to-5 pts	2022-23: 1-2	Muss Era: 16-13
GMS decided by 6-to-10 pts	2022-23: 3-0	Muss Era: 21-9
GMS decided by 11+ pts	2022-23: 8-2	Muss Era: 48-10
Overtime games	2022-23: 1-0	Muss Era: 5-3

OFFENSE

Scoring less than 70 points	2022-23: 1-3	Muss Era: 15-14
Scoring 70-79 points	2022-23: 7-0	Muss Era: 34-14
Scoring 80-89 points	2022-23: 3-1	Muss Era: 22-4
Scoring 90-99 points	2022-23: 1-0	Muss Era: 11-0
Scoring 100+ points	2022-23: 0-0	Muss Era: 3-0
1-2 Hogs in Double Figures	2022-23: 0-1	Muss Era: 4-8
3 Hogs in Double Figures	2022-23: 6-2	Muss Era: 33-18
4 Hogs in Double Figures	2022-23: 6-1	Muss Era: 35-4
5-7 Hogs in Double Figures	2022-23: 0-0	Muss Era: 21-2
8+ Hogs in Double Figures	2022-23: 0-0	Muss Era: 1-0
At least 1 Hog Scores 20+	2022-23: 8-2	Muss Era: 42-15
2+ Hogs Score 20+	2022-23: 2-1	Muss Era: 17-8

FG% (Muss Era)	50%+: 5-0 (22-1) 49.9-40%: 6-2 (50-20) <40%: 1-2 (12-11)
3FG% (Muss Era)	40%+: 2-1 (18-4) 39.9-30%: 5-0 (29-11) <30%: 5-3 (38-17)

REBOUNDING/TURNOVERS

Out-rebounding opponent	2022-23: 10-2	Muss Era: 50-8
Out-rebounded by opp.	2022-23: 2-1	Muss Era: 30-23
Rebounds are even	2022-23: 0-1	Muss Era: 4-2
Grabbing 10+ off reb	2022-23: 5-4	Muss Era: 45-18
Forcing 15+ turnovers	2022-23: 9-1	Muss Era: 47-17
Committing less than 15 TO	2022-23: 7-2	Muss Era: 62-14

BY MONTH

In November	2022-23: 6-1	Muss Era: 21-1
In December	2022-23: 5-1	Muss Era: 20-5
In January	2022-23: 1-2	Muss Era: 16-11
In February	2022-23: 0-0	Muss Era: 16-7
In March	2022-23: 0-0	Muss Era: 12-6
In April	2022-23: 0-0	Muss Era: 0-0

LED HIS TEAM IN SCORING (INCLUDES TIES)

Player	18-19	19-20	20-21	21-22	22-23	Career
Black				3	3	
Brazile				0	2	2
Council IV			3	10	6	19
Davis			3	1	2	6
Graham		0	0	3	2	5
Johnson	0	5	RS	0	0	5
Kel Mitchell		0	2	11	0	13
Khi Mitchell		0	0	4	0	4
Smith					1	1
Walsh					1	1

LED HIS TEAM IN REBOUNDING (INCLUDES TIES)

Player	18-19	19-20	20-21	21-22	22-23	Career
Black				7	1	1
Brazile					5	12
Council IV			4	3	0	7
Davis			2	0	0	2
Graham		0	6	8	1	15
Johnson	2	8	RS	2	2	14
Kel Mitchell		0	5	8	1	14
Khi Mitchell		0	2	15	5	22
Walsh					1	1

ACADEMIC SUCCESS

KAMANI JOHNSON

• Graduated • Communications



CADE ARBOGAST

• SEC Winter Academic Honor Roll Eligible (2022-23)

LAWSON BLAKE

• SEC Winter Academic Honor Roll Eligible (2022-23)
• SEC First Year Academic Honor Roll (2021-22)
• Univ. of Arkansas Chancellor's List (4.0 GPA) - Fall 2022
• Athletics' Champions Honor Roll (4.0 GPA) - Fall 2022

DAVONTE DAVIS

• SEC Winter Academic Honor Roll Eligible (2022-23)
• SEC Winter Academic Honor Roll (2021-22)
• SEC First Year Academic Honor Roll (2020-21)
• Athletics' Departmental Honor Roll (3.0-3.49 GPA) - Fall 2022
• Athletics' Departmental Honor Roll (3.0-3.49 GPA) - Fall 2021
• Athletics' Departmental Honor Roll (3.0-3.49 GPA) - Spring 2021
• Athletics' Departmental Honor Roll (3.0-3.49 GPA) - Fall 2020

DERRIAN FORD

• Univ. of Arkansas Dean's List (3.5-3.99 GPA) - Fall 2022
• Athletics' AD Honor Roll (3.5-3.99 GPA) - Fall 2022

JOSEPH PINION

• Athletics' Departmental Honor Roll (3.0-3.49 GPA) - Fall 2022

Council Named SEC Player of the Week (Dec. 5)

- Ricky Council IV was named the SEC Player of the Week (Dec. 5) after averaging 22.0 points, 3.0 rebounds, and 2.0 steals in wins over Troy and San Jose State.
- He scored 19 of his 27 points, including 13 of the Hogs' final 19 points in a 19-3 run, in the second half against Troy as Arkansas erased a two-point halftime deficit.
- He only missed one shot attempt (5-of-6 FG and 6-of-6 FT) in a 17-point effort against San Jose State. Scored 10 points in a 23-7 run. He added three steals.

Black in the Rankings

- Anthony Black is a stat sheet stuffer.
 - ^ Leads the team in assists (58), steals (26)
 - ^ 2nd on the team in scoring (192 pts), rebounds (81), 3's made (14) and free throws made (54)
 - 2nd on the team and second in the SEC in minutes (33:56)
- **BLACK IS THE ONLY PLAYER TO RANK AMONG THE SEC TOP 30 IN POINTS, REBOUNDS, ASSISTS AND STEALS.**
 - ^ 9th in assists (3.6) • 12th in steals (1.62) • 22nd in scoring (12.0) • 26th in rebs (5.1)
- Black was 13-of-16 at the line at Auburn ... **the 13 makes is the most by an SEC player this season and 16 attempts ranks 2nd**

Black Breaks Out; Named SEC/NATIONAL Frosh of the Week

- Anthony Black had named to the MAUI INVITATIONAL ALL-TOURNAMENT team after **leading all scorers at 22.3 ppg.**
 - ^ **Black was additionally tabbed the SEC co-Freshman of the Week for his play at Maui while being selected the CBS Sports/USBWA National Freshman of the Week (Nov. 22) for his early-season play through Louisville at Maui.**
 - ^ GMS 1-3: 18 points (6.0 ppg) • 10 rebs • 8 assists • 6-18 FG • 2-8 3PT • 4-6 FT
 - ^ GMS 4-6: 67 points (22.3 ppg) • 14 rebs • 13 assists • 22-40 FG • 4-10 3PT • 19-22 FT
 - ^ Vs. Louisville: Scored a game and career-high 26 points with six assists ... Was 9-of-11 FG (3-5 3PT) and 5-of-5 from the line.
 - ^ Vs. Creighton: Also scored a game-high 26 points (10-of-18) with six rebounds and six assists.
 - ^ Vs. San Diego State: Was just 3-of-11 from the field but scored 15 points, with season highs in FT (9 and FTA (10).
- Black continued his strong play versus Troy, playing all 40 minutes with 14 points, eight rebounds, three assists and two steals.

Khi Five

- Makhi Mitchell is establishing himself on both ends of the court. After scoring a combined four points in 19 minutes versus Creighton and San Diego State in Maui, **Mitchell has been solid the last 10 games.**
- **After just 3 blocks in GMS 1-6 ... HAS 20 BLOCKED SHOTS IN THE LAST 10 GAMES including at least one in each game**
 - ^ **Ranks 7th in the SEC in blocked shots (1.44 avg.)**
- **After just 31 rebs (4.4) in GMS 1-7 ... HAS 59 (6.6) IN THE LAST NINE GAMES including two double-digit games**
 - ^ **Ranks 15th in the SEC in rebounds (5.63 avg.)**
 - ^ **IN SEC GAMES ONLY, ranks 5th at 7.75 rebs/gm**

BIG GAMES:

- He nearly single-handedly kept Arkansas in the game in the first half versus Troy.
 - ^ Arkansas trailed by two (33-31) at halftime thanks Khi Mitchell's 10 points (5-of-6 FG) and nine rebounds.
 - ^ In the second half, he scored four points and blocked three shots.
- Versus UNCG, Mitchell recorded his **first double-double as a Razorback** with 13 points and **14 rebounds** (seven each half)
 - ^ **added four blocked shots and two steals.**
- Versus Oklahoma, Mitchell scored 10 points with a game-high six rebounds with two blocked shots and a steal.
 - ^ **added a season-best four assists.**
- At LSU, scored eight points with 12 rebounds ... Added three blocked shots.

Razorbacks Draw Baylor Big 12/SEC Challenge

- In a rematch of the 2021 NCAA Elite 8 meeting, Arkansas will face Baylor as part of the 2023 SEC/Big 12 Challenge. The contest will be played on Jan. 28, 2023, in Waco, Texas.
- Overall, the 10th annual SEC/Big 12 Challenge will feature 10 games played on the same day (Saturday, Jan. 28, 2023) in a matchup of two premier college basketball conferences. ESPN, ESPN2 and ESPNU will once again televise the Challenge.
- Arkansas will play in its ninth consecutive Challenge. The Razorbacks are 4-4 in such games.
- Arkansas helped the SEC win last year's Challenge, 6-4, with a 77-68 home victory over West Virginia. It was the second year in a row the SEC won the Challenge. The SEC has lost the Challenge just one time in the last six years.

RAZORBACKS AND BEARS

- The Arkansas and Baylor rivalry dates back to the Razorbacks' first season of basketball (1924-24) when both schools were members of the Southwest Conference. The teams have met on 144 previous occasions, making the Bears fourth (tied) among Arkansas' most common opponents behind Texas A&M (161), Texas (155) and SMU (155) while being tied with Rice (144). Arkansas owns a 96-48 advantage in the series, including a 37-32 mark in games played in Waco. However, the teams have only played three times since 1990-91 after Arkansas left the SWC for the SEC and all three were on neutral courts - Jan. 5, 2008, in Dallas; Dec. 20, 2009, in North Little Rock; and Mar. 29, 2021, in Indianapolis.

- 12/04/14	at #20 Iowa State	L	77	95
- 01/30/16	Texas Tech	(ot) W	75	68
- 01/28/17	at Oklahoma State	L	71	99
- 01/27/18	Oklahoma State	W	66	65
- 01/26/19	at #13 Texas Tech	L	64	67
- 01/25/20	TCU	W	78	67
- 01/30/21	at Oklahoma State	L	77	81
- 01/29/22	West Virginia	W	77	68



ERIC MUSSELMAN LIVE RADIO SHOW

Once again, there will be 12 Arkansas basketball radio shows, all starting at 7 pm, at Sassy's Red House (Shows 1-2) Sassy's BBQ and Grille (Shows 3-12).

Tuesday, Nov. 8
Monday, Nov. 14
Monday, Dec. 5
Monday, Dec. 12
Monday, Dec. 19
Monday, Jan. 2

Monday, Jan. 9
Monday, Jan. 16
Monday, Jan. 23
Monday, Jan. 30
Monday, Feb. 13
Monday, Feb. 20



COURTSIDE WITH ERIC MUSSELMAN

There will be 10, 30-minute television shows featuring head coach Eric Musselman and co-host Chuck Barrett. Each show will air on Sunday. Please check local listings for times and channels in your area.

Sunday, Jan. 1
Sunday, Jan. 8
Sunday, Jan. 15
Sunday, Jan. 22
Sunday, Jan. 29

Sunday, Feb. 5
Sunday, Feb. 12
Sunday, Feb. 19
Sunday, Feb. 26
Sunday, Mar 5

ARKANSAS SIGNS TWO 5-STARs

Layden Blocker

6-2, 180, G

Little Rock, Ark. || Sunrise (Kansas) Christian Academy

Publication	Rating	National Rank	Position Rank	State Rank
247Sports Composite	5-Star	#25	#4 PG	#2 - Kansas
ESPN	4-Star	#22	#6 PG	#1 - Arkansas
On3 Consensus	4-Star	#28	#5 PG	#2 - Kansas
247Sports	4-Star	#29	#6 PG	#3 - Kansas
Rivals	4-Star	#29	#9 PG	-
On3	4-Star	#46	#6 PG	#3 - Kansas

- Named to the 2023 Jersey Mike's Naismith HS Player of the Year Watch List
- Projected by NBADraft.net to be the 20th pick in the 2024 NBA Draft
- Participated in the National Basketball Players Association Top 100 camp and was named to its 10-man All-Star team
- Participated in the USA Basketball junior National Team minicamp

Baye Fall

6-10, 210, F/C

Dakar, Senegal || Accelerated Schools (Denver, Colo.)

Publication	Rating	National Rank	Position Rank	State Rank
Rivals	5 Star	#11	2 C	--
On3 Consensus	5 Star	#12	3 C	1 Colorado
On3	5 Star	#14	3 C	1 Colorado
247SportsComposite	5 Star	#14	3 C	1 Colorado
247Sports	5 Star	#16	3 C	1 Colorado
ESPN	5 Star	#20	3 C	1 Colorado

- Named to the 2023 Jersey Mike's Naismith HS Player of the Year Watch List
- Projected by NBADraft.net as the #4 overall pick in the 2024 NBA Draft and NBADraftRoom.com has him at the 17th pick
- Was a standout at the prestigious National Basketball Players Association top 100 camp in the summer of 2022 when he led the event in scoring with 14.9 points per game in seven games ... Had a camp-leading 9.4 rebounds per game and averaged an event-leading 4.9 offensive rebounds per game ... Joined fellow Arkansas signee Layden Blocker on the 10-man All-Star squad for the event.
- Was co-MVP performance at the 2021 Pangos All-American Camp.



LAYDEN BLOCKER



BAYE FALL

ARKANSAS IN 2022-23 RANKINGS

Thru Jan. 11, 2023



TEAM IN THE NCAA/SEC	NCAA	SEC	NO.
Assist/Turnover Ratio (352 ranked)	196	8	1.01
Assists Per Game (352 ranked)	192	9	13.2
Bench Points per game (352 ranked)	158	12	21.19
Blocks Per Game (352 ranked)	42	6	4.8
Effective FG pct (352 ranked)	175	6	0.511
Fastbreak Points (352 ranked)	66	3	12.62
Field Goal Percentage (352 ranked)	53	2	47.2
Field Goal Percentage Defense (352 ranked)	111	9	41.7
Fouls Per Game (352 ranked)	255	10	17.9
Free Throw Attempts Per Game (352 ranked)	22	3	22.9
Free Throw Percentage (352 ranked)	205	8	70
Free Throws Made Per Game (352 ranked)	27	3	16.1
Rebound Margin (352 ranked)	49	5	5.2
Rebounds (Defensive) Per Game (352 ranked)	96	5	26.38
Rebounds (Offensive) Per Game (352 ranked)	192	11	10.19
Rebounds Per Game (352 ranked)	134	9	36.56
Scoring Defense (352 ranked)	54	4	64.2
Scoring Margin (352 ranked)	37	3	11.6
Scoring Offense (352 ranked)	101	4	75.8
Steals Per Game (352 ranked)	18	4	9.6
Three Point Attempts Per Game (352 ranked)	340	14	16.1
Three Point Percentage (352 ranked)	341	14	28.4
Three Point Percentage Defense (352 ranked)	49	6	30.1
Three Pointers Per Game (352 ranked)	343	14	4.6
Turnover Margin (352 ranked)	31	3	3.6
Turnovers Forced Per Game (352 ranked)	29	3	16.62
Turnovers Per Game (352 ranked)	195	8	13.1
Winning Percentage (352 ranked)	45	5	75

RAZORBACKS IN THE NCAA/SEC

RAZORBACKS IN THE NCAA/SEC	PLAYER	NCAA	SEC	NO.
Assist/Turnover Ratio (350 ranked)	Anthony Black	339	17	1.21
Assists (334 ranked)	Anthony Black	220	8	58
Assists Per Game (350 ranked)	Anthony Black	203	9	3.6
Blocks (338 ranked)	Makhi Mitchell	91	7	23
Blocks Per Game (333 ranked)	Makhi Mitchell	92	7	1.44
	Makhel Mitchell	274	14	0.92
Double Doubles (205 ranked)	Davonte Davis	205	5	2
	Trevon Brazile	205	5	2
Field Goal Attempts (344 ranked)	Ricky Council IV	125	2	214
Field Goal Percentage (334 ranked)	Ricky Council IV	174	7	46.7
Field Goals (333 ranked)	Ricky Council IV	94	2	100
Free Throw Attempts (348 ranked)	Ricky Council IV	73	5	88
	Anthony Black	147	9	78
Free Throw Percentage (346 ranked)	Ricky Council IV	209	11	79.5
Free Throws (338 ranked)	Ricky Council IV	59	3	70
	Anthony Black	188	11	54
Minutes Per Game (348 ranked)	Ricky Council IV	35	1	35:27
	Anthony Black	111	2	33:56
Points (344 ranked)	Ricky Council IV	81	3	287
Points Per Game (349 ranked)	Ricky Council IV	63	3	17.9
Rebounds (345 ranked)	--			
Rebounds (Defensive) Per Game (350 ranked)	--			
Rebounds (Offensive) Per Game (345 ranked)	--			
Rebounds Per Game (349 ranked)	--			
Steals (318 ranked)	Anthony Black	173	11	26
	Ricky Council IV	225	12	24
	Davonte Davis	268	17	23
Steals Per Game (340 ranked)	Anthony Black	159	12	1.62
	Davonte Davis	203	13	1.53
	Ricky Council IV	223	14	1.5
Three Point Attempts (343 ranked)	--			
Three Point Percentage (112 ranked)	--			
Three Pointers Per Game (347 ranked)	--			
Total 3-point FGM (336 ranked)	--			
Triple Doubles (1 ranked)	--			



2022-23 SEC STANDINGS

Through Wed • Jan 11



	SEC	PCT.	HOME	AWAY	OVERALL	PCT.	HOME	ROAD	NEUTRAL	STRK
Alabama	4-0	1.000	2-0	2-0	14-2	.875	8-0	4-0	2-2	W5
Tennessee	4-0	1.000	2-0	2-0	14-2	.875	8-0	2-1	4-1	W5
Texas A&M	3-0	1.000	2-0	1-0	11-5	.688	8-1	2-1	1-3	W5
Auburn	3-1	.750	2-0	1-1	13-3	.813	9-0	2-2	2-1	W2
Georgia	2-1	.667	2-0	0-1	12-4	.750	10-0	0-3	2-1	W1
Florida	2-2	.500	1-1	1-1	9-7	.563	5-3	2-1	2-3	W2
Missouri	2-2	.500	2-0	0-2	13-3	.813	10-1	1-2	2-0	L1
South Carolina	1-2	.333	0-1	1-1	8-8	.500	6-1	2-3	0-4	W1
Vanderbilt	1-2	.333	1-0	0-2	8-8	.600	6-3	1-3	1-2	L2
Arkansas	1-3	.250	1-1	0-2	12-4	.750	8-1	0-2	4-1	L2
Kentucky	1-3	.250	1-1	0-2	10-6	.625	9-1	0-3	1-2	L2
LSU	1-3	.250	1-1	0-2	12-4	.750	9-1	0-2	3-1	L3
Mississippi State	1-3	.250	1-1	0-2	12-4	.750	7-1	1-2	4-1	L1
Ole Miss	0-4	.000	0-2	0-2	8-8	.500	6-4	0-3	2-1	L5

AP (Jan. 9)

1	Houston (34)	16-1	1,457
2	Kansas (22)	14-1	1,440
3	Purdue (4)	15-1	1,386
4	ALABAMA	13-2	1,288
5	TENNESSEE	13-2	1,231
6	UConn	15-2	1,206
7	UCLA	14-2	1,108
8	Gonzaga	14-3	1,070
9	Arizona	14-2	1,049
10	Texas	13-2	940
11	Kansas State	14-1	818
12	Xavier	13-3	793
13	Virginia	11-3	712
14	Iowa State	12-2	697
15	ARKANSAS	12-3	613
16	Miami (Fla.)	13-2	604
17	TCU	13-2	553
18	Wisconsin	11-3	448
19	Providence	14-3	358
20	MISSOURI	13-2	317
21	AUBURN	12-3	256
22	Charleston	16-1	246
23	SAN DIEGO STATE	12-3	222
24	Duke	12-4	221
25	Marquette	13-4	131

COACHES (Jan. 9)

1	Houston (14)	16-1	774
2	Kansas (12)	14-1	767
3	Purdue (6)	15-1	734
4	ALABAMA	13-2	676
5	TENNESSEE	13-2	655
6	UCLA	14-2	603
7	Connecticut	15-2	601
8	Gonzaga	14-3	569
9	Arizona	14-2	535
10	Texas	13-2	462
11	Xavier	13-3	428
12	Virginia	11-3	395
13	Kansas State	14-1	370
14	Iowa State	12-2	332
15	Miami-Florida	13-2	329
16	ARKANSAS	12-3	290
17	Texas Christian	13-2	269
18	Wisconsin	11-3	240
19	Providence	14-3	206
20	MISSOURI	13-2	193
21	Duke	12-4	165
22	AUBURN	12-3	159
23	Marquette	13-4	123
24	Charleston	16-1	77
25	SAN DIEGO ST.	12-3	72

RECEIVING VOTES: **BAYLOR 93**, Clemson 43, FAU 33, Indiana 30, Michigan State 24, Saint Mary's 24, Northwestern 21, Rutgers 13, Illinois 13, **MISSISSIPPI STATE 13**, Ohio State 9, North Carolina State 4, **CREIGHTON 4**, North Carolina 4, **LSU 3**, Pitt 2, New Mexico 2, Nevada 1

RECEIVING VOTES: Illinois 50; **BAYLOR 48**; Clemson 45; Michigan State 38; Ohio St. 32; Saint Mary's 30; Indiana 29; Northwestern 15; Maryland 13; FAU 13; **KENTUCKY 11**; North Carolina 10; Rutgers 8; New Mexico 7; **LSU 6**; Pitt 5; Iowa 5; **MISSISSIPPI ST 4**; Texas Tech 3; Nevada 2; **TEXAS A&M 1**; Boise St. 1.

SEC SCHEDULE

SATURDAY, JANUARY 14	TV	CT
Kentucky at Tennessee	ESPN	11:00 am
Georgia at Ole Miss	SECN	12:00 pm
ARKANSAS AT VANDERBILT	ESPN2/U	1:00 pm
Missouri at Florida	SECN	2:30 pm
LSU at Alabama	ESPN2	3:00 pm
Texas A&M at South Carolina	SECN	5:00 pm
Mississippi State at Auburn	SECN	7:30 pm
TUESDAY, JANUARY 17	TV	CT
*Ole Miss at South Carolina	SECN	5:30 pm
*Tennessee at Mississippi State	ESPN2/U	6:00 pm
*Alabama at Vanderbilt	SECN	7:30 pm
*Georgia at Kentucky	ESPN	8:00 pm
WEDNESDAY, JANUARY 18		
*Auburn at LSU	ESPN2/U	6:00 pm
*Florida at Texas A&M	SECN	6:00 pm
*ARKANSAS AT MISSOURI	SECN	8:00 pm
SATURDAY, JANUARY 21	TV	CT
Ole Miss at Arkansas	ESPN2	11:00 am
Vanderbilt at Georgia	SECN	12:00 pm
Texas A&M at Kentucky	ESPN	1:00 pm
Auburn at South Carolina	SECN	2:30 pm
Tennessee at LSU	ESPN	3:00 pm
Alabama at Missouri	SECN	5:00 pm
Florida at Mississippi State	SECN	7:30 pm

HOGS RANKING BY WEEK

WEEK	AP	COACH	NET
Preseason	10	10	No Poll
Nov. 14	9	10	No Poll
Nov. 21	9	9	No Poll
Nov. 28	T11	11	No Poll
Dec. 5	9	8	25
Dec. 12	10	10	24
Dec. 19	10	8	17
Dec. 26	9	7	10
Jan. 2	13	13	12
Jan. 9	15	16	16
Jan. 16			
Jan. 23			
Jan. 30			
Feb. 6			
Feb. 13			
Feb. 20			
Feb. 27			
Mar 6			
Mar 13			
Apr. 4			

ARKANSAS IN THE POLLS

Ranking in AP Poll unless " * " indicating only ranked in the Coaches Poll

As	Overall	H	A	N	Last Meeting	Last Win
As #1	16-4	8-0	6-2	2-2	W, 97-79 vs #14 Georgetown @MEM (11/27/94)	Same
As #2	38-4	17-1	7-0	14-3	W, 76-72 vs #2 Duke @NCAA (4/4/94)	Same
As #3	29-5	13-0	10-5	6-0	W, 97-79 vs Tennessee (1/7/95)	Same
As #4	13-2	8-0	3-2	2-0	W, 94-71 at Missouri (12/3/94)	Same
As #5	13-8	1-1	2-4	10-3	L (OT), 95-93 vs #3 Kentucky @SEC (3/12/95)	69-58 vs #20 Alabama @SEC (3/11/95)
As #6	18-3	6-0	5-0	7-3	L, 89-78 vs #1 UCLA @NCAA (4/3/95)	75-68 vs #4 N. Carolina @NCAA (4/1/95)
As #7	18-1	4-0	7-0	7-1	W, 68-66 vs Auburn (3/4/95)	Same
As #8	9-10	6-1	1-5	2-4	L, 78-71 vs LSU @SEC (3/13/21)	70-64 vs Missouri @SEC (3/12/21)
As #9	27-7	7-1	6-1	14-5	L, 60-57 at LSU (12/28/22)	88-78 vs Oklahoma (12/10/22) @ Tulsa
As #10	20-4	11-1	2-1	7-2	W, 85-51 vs UNC Asheville (12/21/22)	Same
As #11	22-6	12-2	6-4	4-0	W, 99-58 vs San Jose St (12/03/22)	Same
As #12	22-9	11-0	8-5	2-4	L, 88-66 vs Oklahoma (12/11/21)	86-66 vs Charlotte (12/8/21)
As #13	18-6	12-1	3-5	3-0	L, 72-59 at #22 Auburn (1/7/23)	74-68 vs #20 Missouri (1/4/23)
As #14	29-5	13-0	8-2	8-3	L, 78-74 at #13 Tennessee (3/5/22)	77-73 vs LSU (3/2/22)
As #15	16-5	4-2	9-1	3-2	L, 84-69 vs #4 Alabama (03/12/22)	90-68 vs Tennessee State (11/17/00)
As #16	17-6	12-1	3-4	2-1	W, 93-80 vs UNI (11/17/21)	Same
As #17	18-9	5-0	5-2	****8-7	W, 69-78 vs #9 Duke @NCAA (3/26/22)	74-68 vs #1 Gonzaga @NCAA (3/24/22)
As #18	20-9	*10-4	8-4	2-1	W, 75-73 vs #6 Kentucky (2/26/22)	Same
As #19	16-7	8-2	3-3	5-2	L, 96-82 vs Ole Miss (1/17/15)	67-45 vs Wofford (11/9/07)
As #20	24-4	***11-0	10-****12-4	W, 83-75 vs LSU (2/27/21)	Same	
As #21	6-4	3-0	0-1	3-3	L, 87-78 vs #15 N. Carolina @NCAA (3/21/15)	56-53 vs Wofford @NCAA (3/19/15)
As #22	8-5	4-1	2-3	2-1	L, 78-77 at Auburn (1/6/18)	84-79 (OT) vs Miss State @SEC (3/6/99)
As #23	7-1	5-0	2-1	0-0	W, 58-48 vs #16 Tennessee (2/19/22)	Same
As #24	7-1	4-0	3-0	0-1	L, 89-81 vs Hofstra @ NLR (12/18/21)	Same
As #25	5-2	5-0	0-1	0-1	W, 94-77 vs Iona (11/30/14)	Same
TOT.	436-127	200-18	110-58	122-53	L, 84-69 vs #4 Alabama (1/11/23)	74-68 vs #20 Missouri (1/4/23)

ARKANSAS VERSUS THE POLLS

Ranking in AP Poll unless " * " indicating only ranked in the Coaches Poll

Vs	Overall	H	A	N	Last Meeting	Last Win
Vs #1	3-11	1-2	0-2	2-7	W, 74-68 vs Gonzaga @NCAA (03/24/22)	Same
Vs #2	6-8	5-2	0-5	1-1	W, 80-69 vs Florida (2/5/13)	Same
Vs #3	0-15	0-1	0-3	0-11	L, 81-72 vs Baylor @ NCAA (3/29/21)	--
Vs #4	5-13	2-3	1-7	2-3	L, 84-69 vs Alabama (1/11/23)	96-88 vs Oklahoma (12/30/08)
Vs #5	4-4	4-1	0-1	0-2	W, 74-71 vs Texas A&M (1/27/16)	Same
Vs #6	7-11	4-3	0-5	3-3	W, 75-73 vs Kentucky (2/26/22)	Same
Vs #7	1-5	1-0	0-1	0-4	W, 67-64 vs Texas (1/6/09)	Same
Vs #8	3-4	2-0	1-3	0-1	L, 82-65 vs Kentucky @SEC (3/12/17)	88-61 vs Alabama (1/6/07)
Vs #9	2-6	0-0	1-4	1-2	L, 78-69 vs Duke @NCAA (3/26/22)	91-82 vs Arizona @NCAA (4/2/94)
Vs #10	5-5	2-2	2-1	1-2	L, 90-87 vs Creighton (11/22/22)	(OT), 86-81 at Missouri (2/13/21)
Vs #11	5-8	2-2	1-4	2-2	L (OT), 79-76 vs Auburn (2/4/20)	104-93 vs Missouri (12/5/95)
Vs #12	7-9	2-2	2-4	*3-3	W, 65-58 at LSU (1/15/22)	Same
Vs #13	6-4	3-0	0-2	3-2	L, 78-74 at Tennessee (3/5/22)	87-85 vs Kentucky (1/14/14)
Vs #14	5-7	3-2	0-3	2-2	L, 67-64 at Texas Tech (1/26/19)	91-82 vs Auburn (2/27/18)
Vs #15	3-5	3-0	0-2	0-3	L, 87-78 vs N. Carolina @NCAA (3/21/15)	98-88 vs Mississippi State (1/7/12)
Vs #16	4-7	2-2	0-4	2-1	W, 58-48 vs Tennessee (2/19/22)	Same
Vs #17	4-3	1-2	1-0	2-1	W (OT), 78-74 vs San Diego St (11/23/22)	Same
Vs #18	5-7	1-2	2-3	2-2	L, 84-67 at Ole Miss (1/19/19)	80-73 at Ole Miss (1-31-10)
Vs #19	8-3	3-1	3-1	2-1	W, 90-89 at LSU (2/2/19)	Same
Vs #20	11-5	5-2	1-2	5-1	W, 74-68 vs Missouri (1/5/23)	Same
Vs #21	5-3	2-1	1-0	2-2	W, 68-66 vs TX Tech @NCAA (3/21/21)	Same
Vs #22	4-3	4-1	0-2	0-0	L, 72-59 at #22 Auburn (1/7/23)	(OT), 77-76 vs Kentucky (2/23/11)
Vs #23	3-7	1-2	0-3	2-2	W, 80-72 vs Florida @SEC (3/9/18)	Same
Vs #24	2-4	1-2	*0-1	*1-1	*L, 90-59 at Alabama (1/16/21)	*86-72 vs Indiana @NCAA (3/21/08)
Vs #25	4-4	*3-2	0-0	1-2	L, 81-72 vs Florida (12/29/16)	82-74 vs Vanderbilt (1/31/16)
TOT.	112-160	57-36	16-63	39-61	L, 72-59 at #22 Auburn (1/7/23)	74-68 vs #20 Missouri (1/4/23)

RANKED ARKANSAS VERSUS RANKED OPPONENT

Overall	H	A	N
48-50	18-4	4-16	26-30
LAST TIME: #13 ARK at #22 AUB - L, 72-59 (01/07/23) LAST W: 74-68 v #20 MIZ (01/04/23)			
LAST W at Home: #13 ARK v #20 MIZ - W, 74-68 (01/04/23)			
LAST W on Road: #10 ARK at #18 BAMA - W, 86-80 (2/15/95)			
LAST W vs Neutral: #9 ARK vs #17 AZTECS - W, 78-74 (ot) (11/23/22)			

LAST TIME HOGS WON AS TOP 25

	HOME	ROAD	NEUTRAL
#1: Miss State	3/5/94	LSU	3/2/94
#2: NW (La) St	12/4/93	Baylor	1/26/91
#3: Tennessee	1/7/95	Ole Miss	1/4/95
#4: Jackson St.	11/30/94	Missouri	12/03/94
#5: Miss State	1/1/95	Tennessee	1/29/94
#6: Montevallo	2/5/94	UAB	1/27/90
#7: Auburn	3/4/95	Florida	3/24/90
#8: Montevallo	2/25/95	LSU	2/22/95
#9: Oklahoma	12/10/22	S. Carolina	1/21/95
#10: UNCA	12/21/22	Alabama	2/15/95
#11: San Jose St	12/03/22	S. Carolina	1/29/89
#12: Charlotte	12/7/21	S. Carolina	3/2/21
#13: Missouri	01/04/23	S. Carolina	1/9/93
#14: LSU	3/2/22	Alabama	2/13/93
#15: Tenn State	11/27/00	Miss State	1/31/96
#16: UNI	11/17/21	S. Carolina	12/30/91
#17: SE Mo. State	11/27/82	Florida	2/6/93
#18: Kentucky	2/26/22	Florida	2/22/22
#19: Wofford	1/19/07	Wake Forest	12/23/98
#20: LSU	2/27/21	LSU	1/2/99
#21: North Texas	12/05/00	--	(0-1)
#22: Providence	1/23/99	Memphis	1/10/98
#23: Tennessee	2/19/22	Missouri	2/15/22
#24: Florida	2/16/21	Ole Miss	2/14/15
#25: Iona	11/30/14	--	(0-1)

LAST TIME HOGS WON VS TOP 25

	• HOME •	• ROAD •	• NEUTRAL •	
#1: Auburn	2/9/22	--	(0-2)	
#2: Florida	2/5/13	--	(0-5)	
#3: --	(0-1)	--	(0-3)	
#4: Oklahoma	12/30/08	--	(0-1)	
#5: Texas A&M	1/27/16	--	(0-1)	
#6: Kentucky	2/26/22	--	(0-5)	
#7: Texas	1/6/09	--	(0-1)	
#8: Alabama	1/6/07	Kentucky	1/25/92	
#9: --	--	Arizona	12/6/92	
#10: Florida	2/18/06	Missouri	2/13/21	
#11: Missouri	12/5/95	Texas	2/17/79	
#12: Texas	2/6/82	LSU	(2-4)	
#13: Kentucky	1/4/14	--	(0-1)	
#14: Auburn	2/27/18	--	(0-3)	
#15: Miss State	1/7/12	--	(0-2)	
#16: Tennessee	2/19/22	--	(0-4)	
#17: Ole Miss	2/5/10	Kentucky	2/27/14	
#18: Vanderbilt	3/1/08	Ole Miss	1/31/10	
#19: Auburn	3/3/05	LSU	2/21/19	
#20: Missouri	1/05/23	Alabama	2/28/01	
#21: Texas A&M	2/27/18	S. Carolina	2/15/17	
#22: Kentucky	2/13/11	--	(0-1)	
#23: LSU	3/3/92	Texas	3/3/91	
#24: UAB	1/2/00	--	(0-1*)	
#25: Vanderbilt	1/31/12	--	(0-0)	
			Gonzaga	3/12/22
			UCLA	3/16/78
			--	--
			Tennessee	3/15/08
			--	(0-2)
			Duke	4/4/94
			--	(0-0)
			--	(0-1)
			Arizona	4/2/94
			LSU	3/1/00
			Missouri	11/28/80
			Fresno St.	11/28/95
			Virginia	3/26/97
			Georgetown	11/27/94
			--	(0-3)
			Florida	3/0/04
			San Diego St	(1-1)
			Vanderbilt	3/14/08
			Alabama	3/18/91
			Marquette	3/16/96
			Texas Tech	3/21/21
			Indiana *	3/18/08
			Syracuse	3/19/95

VERSUS 2022-23 OPPONENTS

NON-CONFERENCE

School	Gms	Series Record	H	A	N	Last Meeting
Baylor	144	Arkansas Leads, 96-48	53-11	37-32	6-5	N - L, 81-72 (03/29/21) @ Elite 8
Bradley	1	Arkansas Leads, 1-0	0-0	0-0	1-0	N - W, 76-57 (12/17/22) @ NLR
Creighton	3	Creighton Leads, 2-1	0-0	0-1	2-0	N - L, 90-87 (11/22/22)
Fordham	3	Arkansas Leads, 2-1	1-0	0-0	1-1	H - W, 64-48 (11/11/22)
Louisville	8	Series Tied 4-4	0-1	1-0	3-3	N - W, 80-54 (11/21/22)
North Dakota State	2	Arkansas Leads, 2-0	2-0	0-0	0-0	H - W, 76-58 (11/07/22)
Oklahoma	30	Arkansas Leads, 19-13	8-5	3-7	6-1	N - W, 88-78 (12/10/22) @ Tulsa
San Diego State	3	Arkansas Leads, 3-0	0-0	0-0	3-0	N - W, 78-74 (ot) (11/23/22)
San Jose State	1	Arkansas Leads, 1-0	1-0	0-0	0-0	H - W, 99-58 (12/03/22)
South Dakota State	1	Arkansas Leads, 1-0	1-0	0-0	0-0	H - W, 71-56 (11/16/22)
Troy	6	Arkansas Leads, 5-1	3-1	0-0	2-0	H - W, 74-61 (11/28/22)
UNC Asheville	1	Arkansas Leads, 1-0	1-0	0-0	0-0	H - W, 85-51 (12/21/22)
UNC Greensboro	2	Arkansas Leads, 2-0	2-0	0-0	0-0	H - W, 65-58 (12/06/22)

SOUTHEASTERN CONFERENCE

School	Gms	Series Record	H	A	N	Last Meeting
Alabama	66	Arkansas Leads, 36-30	20-6	8-22	8-2	A - L, 68-67 (02/12/22)
• SEC Only	56	Arkansas Leads, 29-27	20-6	8-20	1-1	
Auburn	57	Arkansas Leads, 37-20	23-5	13-14	1-1	H - W, 80-76 OT (02/08/22)
• SEC Only	56	Arkansas Leads, 37-19	23-5	13-14	1-0	
Florida	40	Arkansas Trails, 14-26	9-7	3-14	2-5	A - W, 82-74 (02/22/22)
• SEC Only	SAME					
Georgia	41	Arkansas Leads, 25-16	12-3	6-10	6-3	A - W, 99-73 (02/02/22)
• SEC Only	SAME					
Kentucky	46	Arkansas Trails, 13-33	8-8	4-15	1-10	H - W, 75-73 (02/26/22)
• SEC Only	41	Arkansas Trails, 13-28	8-8	4-13	1-8	
LSU	76	Arkansas Leads, 41-35	22-8	13-20	6-7	A - L, 60-57 (12/28/22)
• SEC Only	67	Arkansas Leads, 37-30	22-8	12-19	3-3	
Ole Miss	84	Arkansas Leads, 51-33	17-11	10-20	24-2	A - W, 64-55 (01/26/22)
• SEC Only	55	Arkansas Leads, 29-27	17-10	10-18	1-0	
Mississippi State	67	Arkansas Leads, 35-32	23-8	7-23	5-1	H - W, 63-55 (02/05/22)
• SEC Only	58	Arkansas Leads, 30-28	22-7	6-21	2-0	
Missouri	59	Arkansas Leads, 33-26	19-10	12-16	2-0	H - W, 74-68 (01/05/23)
• SEC Only	22	Arkansas Leads, 14-8	9-2	4-6	1-0	
South Carolina	37	Arkansas Leads, 22-15	12-5	7-8	3-2	H - W, 75-59 (01/18/22)
• SEC Only	SAME					
Tennessee	46	Arkansas Trails, 22-24	12-4	4-15	6-5	A - L, 78-74 (03/05/22)
• SEC Only	42	Arkansas Trails, 19-23	12-4	4-15	3-4	
Texas A&M	164	Arkansas Leads, 105-59	60-15	38-39	7-5	N - L, 82-64 (03/12/22)
• SEC Only	18	Arkansas Leads 10-8	8-1	2-6	0-1	
Vanderbilt	42	Arkansas Leads, 29-13	16-4	8-8	5-1	H - L, 75-74 (01/04/21)
• SEC Only	40	Arkansas Leads 28-12	15-4	8-7	5-1	

AT THE SEC TOURNEY

Overall: 29-29
 1st Rd: 4-10
 2nd Rd: 1-2
 Quarterfinal: 16-2
 Semifinal: 7-9
 Final: 1-6

RECORD BY OPPONENT

Opponent	Record	Last Meeting
Alabama	1-1	1995, W, 69-58 (Semis)
Auburn	1-0	2000, W, 75-67 (Final)
Florida	2-5	2015, W, 66-50 (2nd)
Georgia	6-3	2015, W, 60-49 (Semis)
Kentucky	1-9	2017, L, 82-65 (Final)
LSU	3-3	2022, W, 79-67 (Quart)
Ole Miss	1-0	2017, W, 73-72 (Quart)
Mississippi State	2-0	2007, W, 70-64 (Semis)
Missouri	1-0	2021, W, 70-64 (Quart)
South Carolina	3-2	2018, W, 69-64 (2nd)
Tennessee	3-4	2018, L, 84-66 (Semis)
Texas A&M	0-1	2022, L, 82-64 (Semis)
Vanderbilt	5-1	2020, W, 86-73 (1st)

AT THE NCAA TOURNEY

Overall: 48-34
 1st Rd: 19-8
 2nd Rd: 11-10
 Sweet 16: 8-5
 Elite 8: 6-5
 Final Four: 2-4
 Championship: 1-1
 Regional/Final Consolations: 2-1

RECORD BY OPPONENT

Opponent	Record	Last Meeting
Alabama	1-0	1991, W, 93-70 (Sweet 16)
Arizona	1-0	1994, W, 91-82 (Final 4)
Arizona State	1-0	1991, W, 97-90 (2nd)
Baylor	0-1	2021, L, 81-72 (Elite 8)
Bucknell	0-1	2006, L, 59-55 (1st)
Butler	0-1	2018, L, 79-62 (1st)
Cal St-Fullerton	1-0	1979, W, 61-58 (Elite 8)
Cincinnati	0-1	1958, L, 97-62 (Final 4 con)
Colgate	1-0	2021, W, 85-68 (1st)
Dayton	1-0	1990, W, 86-84 (2nd)
Duke	1-2	2022, L, 78-69 (Elite 8)
Georgetown	1-1	2001, L, 63-61 (1st)
Georgia State	1-0	1991, W, 117-76 (1st)
Gonzaga	1-0	2022, W, 74-68 (Sweet 16)
Holy Cross	1-0	1993, W, 94-64 (1st)
Indiana	1-0	2008, W, 86-72 (1st)
Indiana State	0-1	1979, L, 73-71 (Elite 8)
Iowa	1-1	1999, L, 82-72 (2nd)
Kansas	0-1	1991, L, 93-71 (Elite 8)
Kansas State	0-2	1982, L, 65-64 (2nd)
Kentucky	0-1	1979, L, 64-59 (Final 4)
LSU	0-1	1981, L, 75-56 (Sweet 16)
Louisville	2-2	1989, L, 93-74 (2nd)
Loyola-Marymount	1-0	1989, W, 120-101 (1st)
Marquette	1-0	1996, W, 65-56 (2nd)
UMass	0-1	1996, L, 79-63 (Sweet 16)
Memphis	1-1	1995, W, 96-91 OT (Sweet 16)
Mercer	1-0	1981, W, 73-67 (1st)
Miami (Fla.)	0-1	2000, L, 75-71 (1st)
Michigan	1-0	1994, W, 76-68 (Elite 8)
Murray State	1-0	1992, W, 80-60 (1st)
Nebraska	1-0	1998, W, 74-65 (1st)
New Mexico State	1-0	2022, W, 53-48 (2nd)
Notre Dame	1-0	1979, W, 71-69 (Final 4)
North Carolina	2-4	2017, L, 72-65 (2nd)
N.C. A&T	1-0	1994, W, 94-79 (1st)
Oklahoma State	0-2	1958, L, 65-4 (Sweet 16)
Oral Roberts	1-0	2021, W, 72-70 (Sweet 16)
Oregon	1-0	1945, W, 79-76 (Elite 8)
Oregon State	0-1	1949, L, 56-38 (Elite 8)
Penn State	1-0	1996, W, 86-80 (1st)
Princeton	1-0	1990, W, 68-64 (1st)
Purdue	1-0	1983, W, 78-68 (2nd)
St. John's	1-1	1993, W, 80-74 (2nd)
Seton Hall	1-0	2017, W, 77-71 (1st)
Siena	1-0	1999, W, 94-80 (1st)
Southern Cal	0-1	2007, L, 77-60 (1st)
Syracuse	1-0	1995, W, 96-94 OT (2nd)
Texas	1-0	1990, W, 88-85 (Elite 8)
Texas Southern	1-0	1995, W, 79-78 (1st)
Texas Tech	1-0	2021, W, 68-66 (2nd)
Tulsa	1-0	1994, W, 103-84 (Sweet 16)
UCLA	1-1	1995, L, 89-78 (Final)
Utah	0-1	1998, L, 69-65 (2nd)
Vermont	1-0	2022, W, 75-71 (1st)
Villanova	0-1	1988, L, 82-74 (1st)
Virginia	1-1	1995, W, 68-61 (Elite 8)
Wake Forest	0-1	1977, L, 86-80 (1st)
Washington State	0-1	1941, L, 64-53 (Final 4)
Weber State	2-0	1980, W, 74-63 (2nd)
Wofford	1-0	2015, W, 56-53 (2nd*)
Wyoming	2-0	1949, W, 61-48 (Reg con)

#PROHOGS

41 NBA Draft Selections	16 All-Star Game Appearances	14 All-Defensive Team Honors
--------------------------------	-------------------------------------	-------------------------------------



PATRICK BEVERLEY

- 11th Year in NBA
- 3x NBA All-Defensive Team
- 2009 - 2nd RD/42nd overall



DANIEL GAFFORD

- 4th Year in NBA
- 2019 - 2nd RD/38th overall



MOSES MOODY

- 2nd Year in NBA
- 1st Hog to be "1 & Done"
- 2021 - 1st RD/14th Pick
- 2022 NBA Champion



ISAIAH JOE

- 3rd Year in NBA
- 2020 - 2nd RD/49th overall



BOBBY PORTIS


- 8th Year in NBA
- 2021 NBA Champion
- 2015 - 1st RD/22nd overall



JAYLIN WILLIAMS

- 1st Year in NBA
- 2022 - 2nd RD/34th overall

13 First Round Draft Picks	7 All-NBA Selections	6 NBA Champions
-----------------------------------	-----------------------------	------------------------



PROHOGS AROUND THE WORLD

Adrio Bailey #	Frankston Blues (Australia)
Jaylen Barford	Lokomotiv (Russia)
Coty Clarke	Nagoya DD (Japan)
Jeantal Cylla #	Union SF (Argentina)
Jabril Durham	Szolnok (Hungary)
Olumuyiwa Famutimi	Scarborough (Canada)
Courtney Fortson	PGE Spojnia Stargard (Poland)
Dusty Hannahs	Santa Cruz Warriors (G League)
Delvon Johnson	Usti n/Labem (Czech Republic)
Joe Johnson	Triplets (USA BIG3)
Mason Jones #	Mexico City (G League)
Chris Lykes #	Horsens IC (Denmark)
Daryl Macon	Unics (Russia)
JD Notae #	Aris (Greece)
Emeka Obukwelu #	Skriljevo (Croatia)
Michael Qualls	Al Riyadi (Lebanon)
Jalen Tate #	Peja (Kosovo)
Dustin Thomas	Prishtina (Kosovo)
Charles Thomas	Penarol (Uruguay)
Justin Smith #	Delaware Blue Coats (G League)
Au'Diese Toney #	Lakeland Magic (G League)
Stanley Umude #	Motro City Cruise (G League)
Trey Wade #	Arka Gdynia (Poland)
Sonny Weems	Shanxi Loongs (China)

- Played for Eric Musselman





ERIC MUSSELMAN

ARKANSAS HEAD COACH

San Diego, 1987

85-32 • 4th year as Arkansas head coach
195-66 • 8th year as collegiate head coach
503-291 • 14 seasons as professional head coach

- 1996 USBL Coach of the Year
- 2003 NBA Coach of the Year Runner-Up
- 2012 NBA D-League Coach of the Year
- 2016 Bleacher Report's Mountain West Coach of the Year
- 2017 USBWA District VIII Coach of the Year
- 2018 USBWA District VIII Coach of the Year
- 2018 NABC District 17 Coach of the Year
- 2018 Mountain West Coach of the Year
- 2021 Jim Phelan Coach of the Year Finalist
- 2021 Werner Ladder Naismith Coach of the Year Semifinalist
- 2021 Basketball Times Midlands District Coach of the Year

COLLEGIATE HEAD COACHING RECORD

Year	Overall	Conf	Finish	Conf Tourn	NCAA/CBI Postseason
2015-16	24-14	10-8	MW (T4th)	1-1	5-1 • CBI Champion
2016-17	28-7	14-4	MW (1st)	3-0 *	0-1 • #12 seed NCAA 1st Rd
2017-18	29-8	15-3	MW (1st)	1-1	2-1 • #7 seed NCAA Sweet 16
2018-19	29-5	15-3	MW (1st)	1-1	0-1 • #7 seed NCAA 1st Rd
2019-20	20-12	7-11	SEC (T10th)	1-0 +	Canceled
2020-21	25-7	13-4	SEC (2nd)	1-1	3-1 • #3 seed Elite 8
2021-22	28-9	13-5	SEC (4th)	1-1	3-1 • #4 seed Elite 8
2022-23	12-4	1-3			
Total	195-66	88-41		9-5	13-6 (8-5 NCAA / 5-1 CBI)

* - Tournament champion / + - SEC Tourney canceled after Rd 1 due to COVID

MUSSELMAN'S CAREER AS HEAD COACH

NOTE: Professional basketball **DOES NOT** count postseason toward season W-L record nor to head coach W-L record

Year	Team	League	Record	Note for the Season	Reg. Season Div./Conf. Finish	Postseason
1989-90	Rapid City	CBA	42-14	MOST WINS IN CBA	1st National Conf.	Finals (8-8) *
1991-92	Rapid City	CBA	37-19	2nd-most wins in CBA	1st National Conf.	Finals (9-7) *
1992-93	Rapid City	CBA	44-12	MOST WINS IN CBA	1st National Conf.	Conf. Finals (5-3) *
1993-94	Rapid City	CBA	37-19	MOST WINS IN CBA	1st National Conf.	Conf. Finals (5-5) *
1994-95	Rapid City	CBA	31-25	6th-most wins in CBA	5th National Conf.	Conf. 1st Rd (0-2) *
1995-96	Florida	CBA	41-15	MOST WINS IN CBA	1st National Conf.	Conf. Finals (5-3) *
1996-97	Florida	CBA	38-18	2nd-most wins in CBA	1st American Conf.	Finals (7-6) *
1995	Florida	USBL	25-2	MOST WINS IN USBL	1st Overall	Champion (1-0) *
1996	Florida	USBL	28-1	MOST WINS IN USBL	1st Southern Div.	Champion (3-0) *
2002-03	Golden State	NBA	38-44	6th Pacific Division	11th Western Conf.	--
2003-04	Golden State	NBA	37-45	T4th Pacific Division	11th Western Conf.	--
2006-07	Sacramento	NBA	33-49	5th Pacific Division	11th Western Conf.	--
2010-11	Reno	D-League	34-16	2nd-most wins in NBADL	1st Western Conf.	Semifinals (2-3) *
2011-12	Los Angeles	D-League	38-12	MOST WINS IN NBADL	1st Western Conf.	Finals (5-2) *
2015-16	Nevada	NCAA	24-14	Led NCAA in FT Made	T4th Mountain West	CBI Champion (5-1)
2016-17	Nevada	NCAA	28-7	T16th for Most wins NCAA	1st Mountain West	#12 seed - NCAA 1st Rd (0-1)
2017-18	Nevada	NCAA	29-8	2nd in NCAA in A-T/O ratio	1st Mountain West	#7 seed - NCAA Sweet 16 (2-1)
2018-19	Nevada	NCAA	29-5	7th in NCAA in W-L%	1st Mountain West	#7 seed - NCAA 1st Rd (0-1)
2019-20	Arkansas	NCAA	20-12	Led NCAA in 3Pt% Def	T10th SEC	Canceled
2020-21	Arkansas	NCAA	25-7	NCAA: 2nd FT/11th Scoring	2nd SEC	#3 seed - NCAA Elite 8 (3-1)
2021-22	Arkansas	NCAA	28-9	Led NCAA in FTM/FTA	4th SEC	#4 seed - NCAA Elite 8 (3-1)
2022-23	Arkansas	NCAA	12-4			
2010	Dominican Team		5-1	Silver Medal Centrobasket Championship		
2011	Venezuelan Team		12-9	5th FIBA Americas Championship		
2012	Venezuelan Team		7-4	Silver Medal FIBA South American Championship		

MUSSELMAN COMPOSITE COACHING RECORD

COLLEGIATE	7th Yr	Overall	Conf	Conf Tourn	NCAA/CBI	ALL POST
Nevada	4 yrs	110-34	54-18	6-3	2-3 / 5-1	13-7
Arkansas	4 yrs	85-32	34-23	3-2	6-2 / --	9-4
PROFESSIONAL	14 Seasons	503-291	(50-39 Postseason *)			
CBA	7 years	270-122	(39-34 Postseason*)			
Rapid City	5 years	191-89	(27-25 Postseason *)			
Florida	2 years	79-33	(12-9 Postseason *)			
USBL	2 years	53-3	(4-0 Postseason *)			
Florida	2 years	53-3	(4-0 Postseason *)			
NBA	3 years	108-138	--			
Golden State	2 years	75-89	--			
Sacramento	1 year	33-49	--			
D-League	2 years	72-28	(7-5 Postseason *)			
Reno	1 year	34-16	(2-3 Postseason *)			
Los Angeles	1 year	28-12	(5-2 Postseason *)			
INTERNATIONAL	3 Years	24-14	--			
Dominican	1 years	5-1	--			
Venezuelan	2 years	19-13	--			

* - Note, professional basketball does not include playoff results in W-L record

* - Musselman's pro record including playoffs is 553-330

MUSSELMAN STOPS BY YEAR

1989-90	Head Coach	Rapid City Thrillers	CBA
1990-91	Asst. Coach	Minnesota Timberwolves	NBA
1991-92	Head Coach	Rapid City Thrillers	CBA
1992-93	Head Coach	Rapid City Thrillers	CBA
1993-94	Head Coach	Rapid City Thrillers	CBA
1994-95	Head Coach	Rapid City Thrillers	CBA
Spring '95	Head Coach	Florida Sharks	USBL
1995-96	Head Coach	Florida Beachdogs	CBA
Spring '96	Head Coach	Florida Sharks	USBL
1996-97	Head Coach	Florida Beachdogs	CBA
1998-99	Asst. Coach	Orlando Magic	NBA
1999-00	Asst. Coach	Orlando Magic	NBA
2000-01	Asst. Coach	Atlanta Hawks	NBA
2001-02	Asst. Coach	Atlanta Hawks	NBA
2002-03	Head Coach	Golden State Warriors	NBA
2003-04	Head Coach	Golden State Warriors	NBA
2004-05	Asst. Coach	Memphis Grizzlies	NBA
2005-06	Asst. Coach	Memphis Grizzlies	NBA
2006-07	Head Coach	Sacramento Kings	NBA
2007-10	• DID NOT COACH FOR 3 SEASONS •		
2010-11	Head Coach	Reno Bighorns	NBADL
2011-12	Head Coach	Los Angeles Defenders	NBADL
2012-13	Asst. Coach	Arizona State Sun Devils	NCAA
2013-14	Assoc. HC	Arizona State Sun Devils	NCAA
2014-15	Assoc. HC	LSU Tigers	NCAA
2015-16	Head Coach	Nevada Wolf Pack	NCAA
2016-17	Head Coach	Nevada Wolf Pack	NCAA
2017-18	Head Coach	Nevada Wolf Pack	NCAA
2018-19	Head Coach	Nevada Wolf Pack	NCAA
2019-20	Head Coach	Arkansas Razorbacks	NCAA
2020-21	Head Coach	Arkansas Razorbacks	NCAA
2021-22	Head Coach	Arkansas Razorbacks	NCAA
2022-23	Head Coach	Arkansas Razorbacks	NCAA



MUSSELMAN AT A GLANCE

- Eric Musselman was named Arkansas' 13th head men's basketball coach on April 7, 2019. He has over 30 years of coaching experience, including his seven as a collegiate head coach and 14 as a professional head coach.
- In his first seven years as a collegiate head coach, Musselman has won at least 20 games each season (24, 28, 29, 29, 20, 25 and 28), advanced to all six postseasons played (including five straight NCAA tournaments) and reached three NCAA Sweet 16's, including an Elite 8 appearances with the Hogs in 2021 and '22. Prior to entering the collegiate head coaching ranks, Musselman was a head coach for seven professional teams, including two seasons with the Golden State Warriors (2002-04) and one with the Sacramento Kings (2006-07). He won over 550 games as a professional head coach with a combined pro winning percentage of .626 (553-330).
- Musselman played collegiately at the University of San Diego and helped the Toreros to NCAA Tournament berths in 1984 and 1987. He was recipient of the program's Bugelli Leadership Award as a senior.
- Musselman is married to Danyelle Sargent Musselman, who has worked at ESPN, Fox Sports and the NFL Network as a broadcaster. Musselman has two sons, Michael and Matthew, and the couple has a daughter, Mariah.
- Musselman's father Bill was also an NBA head coach and they were the first father-son combination to become head coaches in the NBA.

MUSSELMAN DID YOU KNOWS

- Named General Manager of CBA's Rapid City Thrillers at age of 22. The next year, became head coach of the Thrillers at he age of 23, the youngest coach in CBA history.
- From 1990-1997, had 26 players called up to the NBA, the highest number in the league during that span.
- Is the only person in CBA history to coach in five league All-Star Games (1990, 1992, 1993, 1994, 1997)
- The first coach in professional basketball history to win 100 games by the age of 28.
- At the age of 37, named head coach of the Golden State Warriors and was the youngest head coach ever hired by an NBA team at the time.
- He and his father, Bill, were first father-son combination to both become head coaches in NBA history.
- In 2003, was runner-up to Gregg Popovich for NBA Coach of the Year Award voting (231 points, including 26 first-place votes).
- Is the CBA's third all-time winningest coach (270-122 in seven seasons) and the most successful coach (54-3 in two seasons) in the history of the United States Basketball League.
- Led CBA in scoring (116.7 ppg) in 192-93 and was 2nd in NBA in scoring (102.4 ppg) in 2002-03.
- Only needed 130 games to win his 100th game as a collegiate head coach. He was the 27th-fastest coach in NCAA history to reach 100 wins but was the ninth-fastest since 1970.
- In his first season at Arkansas, the Razorbacks led the NCAA in 3-point field goal percentage defense while Arkansas led the NCAA in both free throws made and attempted in 2022.

MUSSELMAN VS. ALL OPPONENTS

Opponent	Overall	at Nevada	at Arkansas	Last Meeting
Abilene Christian	1-0	0-0	1-0	12/20/20
Air Force	7-0	7-0	0-0	03/05/19
Akron	1-0	1-0	0-0	12/22/18
Alabama	2-3	0-0	2-3	01/11/23
Arizona State	1-0	1-0	0-0	12/07/18
Auburn	3-2	0-0	3-2	02/08/22
Austin Peay	1-0	0-0	1-0	11/12/19
Baylor	0-1	0-0	0-1	03/29/21
Boise State	7-2	7-2	0-0	02/02/19
Bradley	2-0	1-0	1-0	12/17/22
Buffalo	1-0	1-0	0-0	11/25/16
BYU	1-0	1-0	0-0	11/06/18
Cal State Fullerton	0-1	0-1	0-0	11/28/15
California Baptist	1-0	1-0	0-0	11/19/18
Central Arkansas	2-0	0-0	2-0	12/01/21
Charlotte	1-0	0-0	1-0	12/11/21
Cincinnati	2-0	1-0	1-0	11/23/21
Coastal Carolina	1-0	1-0	0-0	11/13/15
Colgate	1-0	0-0	1-0	03/19/21
Colorado State	7-1	7-1	0-0	02/02/19
Creighton	0-1	0-0	0-1	11/22/22
Davidson	1-0	1-0	0-0	11/21/17
Drake	1-0	1-0	0-0	12/12/15
Duke	0-1	0-0	0-1	03/26/22
Eastern Washington	1-0	1-0	0-0	03/21/16
Elon	1-0	0-0	1-0	12/21/21
Florida	2-2	0-1	2-1	02/22/22
Fordham	1-0	0-0	1-0	11/11/22
Fresno Pacific	1-0	1-0	0-0	12/09/15
Fresno State	6-3	6-3	0-0	02/23/19
Gardner-Webb	1-0	0-0	1-0	11/13/21
Georgia	2-1	0-0	2-1	02/02/22
Georgia Tech	1-0	0-0	1-0	11/25/19
Grand Canyon	1-0	1-0	0-0	12/09/18
Gonzaga	1-0	0-0	1-0	03/24/22
Hawai'i	1-1	1-1	0-0	11/24/17
Hofstra	0-1	0-0	0-1	12/18/21
Holy Names	1-0	1-0	0-0	11/30/15
Idaho	1-0	1-0	0-0	11/10/17
Illinois State	1-0	1-0	0-0	11/29/17
Indiana	1-0	0-0	1-0	12/29/19
Iona	1-1	1-1	0-0	11/26/16
Iowa State	0-1	0-1	0-0	03/16/17
Kansas State	1-0	0-0	1-0	11/2/21
Kentucky	2-1	0-0	2-1	02/26/22
Little Rock	1-0	0-0	1-0	12/04/21
Lipscomb	1-0	0-0	1-0	12/05/20
Little Rock	1-0	1-0	0-0	11/16/18
LSU	5-4	0-0	5-4	03/11/22
Louisville	1-0	0-0	1-0	11/21/22
Loyola-Chicago	1-1	1-1	0-0	11/28/18
Loyola Marymount	1-0	1-0	0-0	11/14/16
Ole Miss	3-0	0-0	3-0	01/26/22
Massachusetts	1-0	1-0	0-0	11/23/18
Mercer	1-0	0-0	2-0	11/09/21
Mississippi State	2-3	0-0	2-3	02/05/22
Mississippi Valley	1-0	0-0	1-0	11/25/20
Missouri	6-2	0-0	6-2	01/04/23
Montana	2-0	1-0	1-0	11/16/19
Montana State	1-0	1-0	0-0	11/15/15
Morehead State	2-1	2-1	0-0	04/01/16
New Mexico	5-3	5-3	0-0	02/09/19
New Mexico State	1-0	0-0	1-0	03/19/22
North Dakota State	1-0	0-0	1-0	11/07/22
North Texas	2-0	0-0	2-0	11/29/20

MUSSELMAN VS. ALL OPPONENTS

Opponent	Overall	at Nevada	at Arkansas	Last Meeting
Northern Iowa	1-0	0-0	1-0	11/17/21
Northern Kentucky	1-0	0-0	1-0	11/30/19
Oakland	1-0	1-0	0-0	11/23/16
Oklahoma	1-1	0-0	1-1	12/10/22
Oklahoma State	0-1	0-0	0-1	01/30/21
Oral Roberts	2-0	0-0	2-0	03/27/21
Oregon State	1-1	1-1	0-0	11/18/16
Pacific	4-0	4-0	0-0	11/09/18
Penn	1-0	0-0	1-0	11/28/21
Portland State	1-0	1-0	0-0	11/25/15
Radford	1-0	1-0	0-0	12/17/17
Rhode Island	1-0	1-0	0-0	11/13/17
Rice	1-0	0-0	1-0	11/05/19
Saint Mary's	0-1	0-1	0-0	11/11/16
San Diego State	4-7	3-7	1-0	11/23/22
San Francisco	0-1	0-1	0-0	12/23/17
San Jose State	6-0	6-0	1-0	12/03/22
Santa Clara	2-0	2-0	0-0	11/15/17
South Carolina	2-1	0-0	2-1	01/18/22
South Dakota	1-0	0-0	1-0	11/22/19
South Dakota State	2-0	1-0	1-0	11/16/22
Southern	1-0	0-0	1-0	12/09/20
Southern Cal	1-0	1-0	0-0	12/01/18
Southern Illinois	1-0	1-0	0-0	12/22/17
Tennessee	2-3	0-0	2-3	03/05/22
Texas	1-0	1-0	0-0	03/16/18
Texas A&M	3-3	0-0	3-3	03/12/22
Texas Tech	1-0	0-0	1-0	03/21/21
TCU	1-1	0-1	1-0	01/25/20
Texas Southern	1-0	0-0	1-0	11/19/19
Texas Tech	0-1	0-1	0-0	12/05/17
Towson	1-0	1-0	0-0	12/21/16
Troy	1-0	0-0	1-0	11/28/22
Tulsa	2-0	1-0	1-0	12/14/19
UC Davis	1-0	1-0	0-0	12/19/17
UC Irvine	2-0	2-0	0-0	12/02/17
UC Santa Barbara	1-0	1-0	0-0	12/22/16
UNC Greensboro	1-0	0-0	1-0	12/06/22
UNC Asheville	1-0	0-0	1-0	12/21/22
UNLV	7-2	7-2	0-0	02/27/19
UT Arlington	1-0	0-0	1-0	12/02/20
Utah	1-0	1-0	0-0	12/29/18
Utah State	7-2	7-2	0-0	03/02/19
Valparaiso	1-0	0-0	1-0	12/21/19
Vanderbilt	3-1	0-0	3-1	01/04/22
Vermont	2-0	1-0	1-0	03/17/16
Washington	1-0	1-0	0-0	12/11/16
West Virginia	1-0	0-0	1-0	01/29/22
Western Kentucky	0-1	0-0	0-1	12/07/19
Wichita State	0-1	0-1	0-0	12/22/15
Wyoming	5-1	5-1	0-0	02/16/19
Totals	195-66	110-34	85-32	

MUSSELMAN VS. CONFERENCES

American Athletic	4-0	CAA	2-1	Ohio Valley	3-1
American East	2-0	C-USA	4-1	Pac-12	5-1
ACC	3-0	Horizon League	2-0	Patriot League	1-0
Atlantic Sun	2-0	Ind./Non D-1	2-0	SEC	36-26
Atlantic 10	4-0	Ivy League	1-0	SoCon	2-0
Big East	0-1	MAAC	1-1	Southland	2-0
Big Sky	6-0	Mid-American	1-0	SWAC	3-0
Big South	4-0	MEAC	0-0	Summit League	6-0
Big Ten	1-0	Missouri Valley	8-2	Sun Belt	5-0
Big 12	6-6	Mountain West	62-21	WCC	9-2
Big West	5-2	Northeast	0-0	WAC	3-0

MUSSELMAN RECORD BREAKDOWN

OVERALL:	195-66
- AT ARKANSAS.....	85-32
Home:.....	113-12
Away:.....	55-7 at Arkansas
Neutral:.....	48-37
	14-18 at Arkansas
Neutral:.....	34-17
	16-7 at Arkansas
CONFERENCE GAMES:	88-41
- AT ARKANSAS.....	34-23
Home:.....	54-12
Away:.....	23-7 at Arkansas
	34-29
	11-14 at Arkansas
VS RANKED TEAMS: 12-14	AS RANKED TEAM: 77-23
- AT ARKANSAS..... 10-11	- AT ARKANSAS..... 39-11
Home:.....	5-4 / 5-4 at Ark
Away:.....	2-5 / 2-4 at Ark
Neutral:.....	5-5 / 3-3 at Ark
	40-2 / 22-1 at Ark
	15-9 / 3-3 at Ark
	22-12 / 14-7 at Ark
RECORD BY MONTH:	
November:.....	46-5
December:.....	41-12
January:.....	39-19
February:.....	37-13
March:.....	29-17
April:.....	1-0
	21-1 at Arkansas
	20-5 at Arkansas
	15-13 at Arkansas
	15-7 at Arkansas
	13-6 at Arkansas
	0-0 at Arkansas
WHEN LEADING AT HALFTIME:	148-7
at Arkansas.....	64-3
WHEN TRAILING AT HALFTIME:	44-57
at Arkansas.....	19-28
WHEN TIED AT HALFTIME:	4-1
at Arkansas.....	2-1
OUT-REBOUNDING OPP:	120-18
at Arkansas.....	50-8
BEING OUT-REBOUNDED:	64-44
at Arkansas.....	31-22
REBOUNDS ARE EVEN:	11-3
at Arkansas.....	4-2
WHEN SCORING FIRST:	115-29
at Arkansas.....	49-13
WHEN OPPONENT SCORES FIRST:	80-37
at Arkansas.....	36-19
ONE-POSSESSION GAMES:	23-15
at Arkansas.....	8-7
OVERTIME GAMES:	11-6
at Arkansas.....	5-3
GAMES DECIDED BY 1-5 PTS:	40-27
at Arkansas.....	16-13
GAMES DECIDED BY 6-10 PTS:	36-17
at Arkansas.....	21-9
GAMES DECIDED BY 11-19 PTS:	60-15
at Arkansas.....	27-7
GAMES DECIDED BY 20-PLUS PTS:	49-7
at Arkansas.....	21-3
SHOOTING 50 PERCENT OR BETTER:	61-2
at Arkansas.....	23-1
SHOOTING PCT. BETTER THAN OPP:	162-11
at Arkansas.....	73-6
SHOOTING PCT. WORSE THAN OPP:	32-54
at Arkansas.....	12-26
SHOOTING PCT. SAME AS OPP:	1-1
at Arkansas.....	0-0
OUT-SCORING OPP BENCH:	95-10
at Arkansas.....	42-9
OUT-SCORED BY OPP BENCH:	94-45
at Arkansas.....	41-21
BENCH SCORING EVEN:	7-1
at Arkansas.....	3-1

MOST POINTS BY A MUSSELMAN TEAM

NOTE: MISSING RESULTS FROM RAPID CITY (CBA) AND FLORIDA (USBL)			
142	Arkansas	Mississippi Valley State	11/25/20 W, 142-62
138	LA D-Fenders	Erie BayHawks	02/06/12 W, 138-107
135	LA D-Fenders	Stockton Kings	11/28/11 W, 135-103
135	Sacramento	Charlotte Bobcats	02/28/07 W, 135-120
135	Golden State	Orlando Magic	11/16/02 W, 135-92
133	Golden State	at Milwaukee Bucks	03/08/03 L, 133-138 (OT)
132	LA D-Fenders	Rio Grande Valley Vipers	12/05/11 W, 132-126
128	Sacramento	Los Angeles Lakers	12/29/06 L, 128-132 (OT)
128	Golden State	Utah Jazz	04/08/03 W, 128-102
127	LA D-Fenders	Canton Charge	01/30/12 W, 127-87
127	Reno	Idaho Stampede	12/01/10 W, 127-117
126	Reno	Rio Grande Valley Vipers	004/20/11 L, 126-134

PLAYER GAME HIGHS:

MOST POINTS:	
at Nevada:	45 Jordan Caroline at New Mexico 01/07/17
	40 Jordan Caroline at Colorado St 02/06/19
	37 D.J. Fenner vs UNLV 02/08/17
	34 Marqueeze Coleman at Hawai'i 11/16/15
	33 Caleb Martin at Utah 12/29/18
	32 Marcus Marshall at Wyoming 01/14/17
	32 Marcus Marshall at Washington 12/11/16
	32 Tyrone Criswell vs Eastern Washington 03/21/16
	30 4x
at Arkansas:	41 Mason Jones vs Tulsa 12/14/19
	40 Mason Jones vs Auburn 02/04/20
	38 Mason Jones vs Miss State 02/15/20
	37 Mason Jones vs Tennessee 02/26/20
	36 Mason Jones vs LSU 03/04/20
	34 Mason Jones vs South Carolina 01/29/20
	34 Isaiah Joe at Ole Miss 01/11/20
	33 Isaiah Joe vs Texas Southern 11/19/19
	32 Mason Jones vs Rice 11/05/19
	31 Stanley Umude at Georgia 02/02/22
	31 JD Notae at Texas A&M 01/08/22
	30 5x - Last: JD Notae vs Kentucky 02/26/22
Season Opener: 32 Mason Jones vs Rice 11/05/19	
SEC Opener 17 Isaiah Joe & Mason Jones vs TX A&M 01/04/20	
SEC Game: 40 Mason Jones vs Auburn 02/04/20	
SEC Tourney: 28 Moses Moody vs LSU 03/13/20	
NCAA Tourney: 27, Justin Smith vs Colgate 03/19/21	
Bud Walton: 41 Mason Jones vs Tulsa 12/14/19	
Road Game: 34 Isaiah Joe at Ole Miss 01/11/20	
Neutral Site: 28 Moses Moody vs LSU 03/13/20	
Ranked Opp: 40 Mason Jones vs Auburn 02/04/20	
Frosh: 28 (4x) Moses Moody (Bama, USC, TX A&M, LSU)	
Soph: 34 Isaiah Joe at Ole Miss 01/11/20	
Junior: 41 Mason Jones vs Tulsa 12/14/19	
Senior+: 31 (2x) Notae at TX A&M and Umude at Georgia	
MOST FIELD GOALS MADE:	
at Nevada:	17 Jordan Caroline at New Mexico 01/07/17
	13 Cody Martin vs Utah State 02/17/18
	12 Jordan Caroline at UNLV 02/25/17
	12 Cameron Oliver vs Eastern Washington 03/21/16
	12 D.J. Fenner v UNLV 02/08/17
at Arkansas:	14 Jimmy Whitt Jr. vs Vanderbilt 01/15/20
	12 Ricky Council IV vs Troy 11/28/22
	12 Stanley Umude at Georgia 02/02/22
	12 Mason Jones vs Auburn 02/04/20
	12 Mason Jones vs Tulsa 12/14/19
	12 Mason Jones vs Rice 11/05/19
MOST 3-POINTERS MADE:	
at Nevada:	8 Marcus Marshall at UNLV 02/25/17
	7 6x
at Arkansas:	8 Mason Jones at Texas A&M 03/07/20
	7 Isaiah Joe at Ole Miss 01/11/20
	6 5x - LAST: Stanley Umude at Missouri 02/15/22
MOST FREE THROWS MADE:	
at Nevada:	15 Marcus Marshall vs Boise State 02/22/17
	15 Marqueeze Coleman vs UNLV 01/23/16
	15 Marqueeze Coleman at Hawai'i 11/16/15
	14 Jordan Caroline vs Rhode Island 11/13/17
	14 Marcus Marshall at Wyoming 01/14/17
at Arkansas:	18 Mason Jones vs Miss State 02/15/20
	16 Moses Moody vs Alabama 02/24/21
	15 Mason Jones vs South Carolina 01/29/20
	13 JD Notae vs Kentucky 02/26/22
	12 4x - Last Chris Lykes vs Elon 12/21/21
MOST REBOUNDS:	
at Nevada:	24 Cameron Oliver vs Fresno State 02/1/16
	21 Cameron Oliver at UNLV 02/20/16
	17 Cameron Oliver vs Colorado State 03/04/17
	6x
at Arkansas:	17 Justin Smith vs Oral Roberts 12/20/20
	16 Jaylin Williams vs Tennessee 02/19/22
	16 Connor Vanover vs North Texas 11/28/20
	15 Jaylin Williams vs New Mexico St 03/19/22
	15 Jaylin Williams vs West Virginia 01/29/22
	15 Jimmy Whitt Jr. vs LSU 03/04/20
	14 Makhi Mitchell vs UNGC 12/06/22
	14 Justin Smith vs Oral Roberts 03/27/21
Season Opener: 12 Trevon Brazile vs North Dakota State 11/07/22	
SEC Opener 6 Mason Jones vs Texas A&M 01/04/20	
SEC Game: 16 Jaylin Williams vs Tennessee 02/19/22	
SEC Tourney: 11 Jaylin Williams vs LSU 03/11/22	
NCAA Tourney: 15 Jaylin Williams vs New Mexico St 03/19/22	
Bud Walton: 17 Justin Smith vs Oral Roberts 12/20/20	
Road Game: 13 Jaylin Williams at LSU 01/15/22	
Neutral Site: 15 Jaylin Williams vs New Mexico St 03/19/22	
Ranked Opp: 16 Jaylin Williams vs #16 Tennessee 02/19/22	
Frosh: 10 (5x) last by Jaylin Williams vs Texas Tech 03/21/21	
Soph: 16 (2x) last Jaylin Williams vs Tennessee 02/19/22	
Junior: 12 Mason Jones vs South Carolina 01/29/20	
Senior+: 17 Justin Smith vs Oral Roberts 12/20/20	

MOST OFFENSIVE REBOUNDS:	
at Nevada:	11 AJ West at Pacific 11/21/15
	8 Cameron Oliver vs Fresno State 02/1/16
at Arkansas:	11 Justin Smith vs Oral Roberts 03/27/21
	10 Justin Smith vs Oral Roberts 12/12/20
	6 Au'Diese Toney vs Cincinnati 11/23/21
	6 Justin Smith vs UT Arlington 12/02/20
	6 Reggie Chaney at Missouri 02/08/20
	5 9x - Last: Au'Diese Toney vs AUB 02/08/22
MOST DEFENSIVE REBOUNDS:	
at Nevada:	16 Cameron Oliver vs Fresno State 02/1/16
	14 Cameron Oliver vs Colorado State 03/04/17
	14 Cameron Oliver at Wyoming 0/14/17
	13 Cameron Oliver vs Colorado State 03/11/17
	13 Cameron Oliver at Air Force 02/15/17
at Arkansas:	15 Jaylin Williams vs Tennessee 02/19/22
	15 Jaylin Williams vs West Virginia 01/29/22
	14 Makhi Mitchell vs UNGC 12/06/22
	14 Connor Vanover vs North Texas 11/28/20
	14 Jimmy Whitt Jr. vs LSU 03/04/20
	13 Jaylin Williams vs New Mexico St 03/19/22
	13 Jaylin Williams at LSU 01/15/22
	11 5x - LAST: Trevon Brazile vs N Dakota St 11/07/22
MOST ASSISTS:	
at Nevada:	11 Cody Martin vs BYU 11/06/18
	11 Cody Martin vs Colorado State 02/25/18
	11 Marqueeze Coleman vs Holy Names 11/30/15
	10 Cody Martin vs Little Rock 11/16/18
	10 Cody Martin vs Pacific 11/09/18
	10 Marcus Marshall vs Colorado State 03/04/17
at Arkansas:	11 Jalen Tate vs UCA 12/12/12
	10 Jalen Tate vs Georgia 01/09/21
	9 Mason Jones at Ole Miss 01/11/20
	8 JD Notae vs Kentucky 02/26/22
	8 Davonte Davis vs Charlotte 12/07/21
	8 Jalen Tate at Vanderbilt 01/23/21
	8 Mason Jones vs Vanderbilt 01/15/20
Season Opener: 7 Isaiah Joe vs Rice 11/05/19	
SEC Opener 5 Jalen Harris vs Texas A&M 01/04/20	
SEC Game: 10 Jalen Tate vs West Virginia 01/09/21	
SEC Tourney: 6 Mason Jones vs Vanderbilt 03/11/20	
NCAA Tourney: 2 (2x) last JD Notae vs Gonzaga 03/12/22	
Bud Walton: 11 Jalen Tate vs Central Arkansas 12/12/12	
Road Game: 9 Mason Jones at Ole Miss 01/11/20	
Neutral Site: 6 Jalen Tate vs Oral Roberts 03/27/21	
Ranked Opp: 6 (2x) last JD Notae vs Gonzaga 03/12/22	
Frosh: 6 Davonte Davis (2x) vs Georgia and vs LSU	
Soph: 8 Davonte Davis vs Charlotte 12/07/21	
Junior: 9 Mason Jones at Ole Miss 01/11/20	
Senior+: 11 Jalen Tate vs Central Arkansas 12/12/12	
MOST STEALS:	
at Nevada:	5 Caleb Martin vs California Baptist 11/19/18
	5 Jordan Caroline at San Diego St 02/12/17
	5 Marqueeze Coleman at New Mexico 12/30/15
	4 17x
at Arkansas:	8 JD Notae vs New Mexico St 03/19/22
	7 JD Notae vs Mercer 11/09/21
	7 JD Notae vs Vanderbilt 01/04/22
	6 Jaylin Williams vs Texas A&M 01/22/22
	5 8x: last Davonte Davis vs Bradley 12/17/22
Season Opener: 7 JD Notae vs Mercer 11/09/21	
SEC Opener 3 Mason Jones vs Texas A&M 01/04/20	
SEC Game: 7 JD Notae vs Vanderbilt 01/04/21	
SEC Tourney: 4 Notae vs LSU 03/11/22 & Davis vs LSU 03/13/20	
NCAA Tourney: 8 JD Notae vs New Mexico St 03/09/22	
Bud Walton: 7 JD Notae vs Mercer 11/09/21	
Road Game: 5 (2x) last JD Notae at South Carolina	
Neutral Site: 8 JD Notae vs New Mexico St 03/09/22	
Ranked Opp: 4 Desi Sills vs Auburn 02/04/20	
Frosh: 4 (2x) Last Jordan Walsh vs Bradley 12/17/22	
Soph: 6 Jaylin Williams vs Texas A&M 01/22/22	
Junior: 5 (5x) Last Davonte Davis vs Bradley 12/17/22	
Senior+: 8 JD Notae vs New Mexico St 03/09/22	
MOST BLOCKED SHOTS:	
at Nevada:	6 Cameron Oliver vs Morehead State 04/01/16
	5 7x
at Arkansas:	6 Connor Vanover vs North Texas 11/28/20
	5 Connor Vanover at Oklahoma St. 01/30/21
	5 Connor Vanover vs Ole Miss 01/27/21
	5 Adrio Bailey vs Valpo 12/21/19
	5 Adrio Bailey vs Texas Southern 11/19/19
	4 8x LAST Makhi Mitchell vs UNGC 12/06/22
Season Opener: 3 Connor Vanover vs Miss Valley 11/25/20	
SEC Opener: 3 Jaylin Williams at Mississippi State 12/29/21	
SEC Game: 5 Connor Vanover vs Ole Miss 01/27/21	
SEC Tourney: 4 Jaylin Williams vs Tennessee 02/19/22	
NCAA Tourney: 3 Moses Moody vs Oral Roberts 03/27/21	
Bud Walton: 6 Connor Vanover vs North Texas 11/28/20	
Road Game: 5 Connor Vanover at Oklahoma State 01/30/21	
Neutral Site: 5 Adrio Bailey vs Valpo 12/21/19	
Ranked Opp: 4 Jalen Tate vs Alabama 02/24/21	
Frosh: 4 Jaylin Williams vs LSU 02/27/21	
Soph: 6 Connor Vanover vs North Texas 11/28/20	
Junior: 3 (2x) last Ethan Henderson vs LSU 03/13/21	
Senior+: 5 Adrio Bailey 2x	

TEAM GAME HIGHS:

MOST POINTS:			
at Nevada:	119	vs Fresno State 12/09/15	W, 119-70
	110	vs UMass 11/23/18	W, 110-87
	108	vs Holy Names 11/30/15	W, 108-57
	105	at New Mexico 01/07/17	W, 105-104 (OT)
	104	vs UNLV 02/08/17	W, 104-77
	103	at Wyoming 01/24/18	L, 103-104 (20T)
	102	vs Fresno State 01/31/18	W, 102-92
	101	at UNLV 02/28/18	W, 101-75
	100	vs Colorado State 01/23/19	W, 100-60
at Arkansas:	142	vs Mississippi Valley 11/25/20	W, 142-62
	101	at South Carolina 03/02/21	W, 101-73
	100	vs Central Arkansas 12/12/12	W, 100-75
	99	vs San Jose State 12/03/22	W, 99-58
	99	at Georgia 02/02/22	W, 99-73
	99	vs Georgia 01/09/21	W, 99-69
	99	vs LSU 03/04/20	W, 99-90
	98	vs Tulsa 12/14/19	W, 98-79
	97	vs Central Arkansas 12/01/21	W, 97-60
	97	at Auburn 12/30/20	W, 97-89
MOST FIELD GOALS MADE:			
at Nevada:	40	vs UMass 11/23/18	
	40	vs Fresno State 12/09/15	
	40	vs Holy Names 11/30/15	
	38	vs San Jose State 01/09/19	
	38	vs UNLV 02/08/17	
at Arkansas:	48	vs Mississippi Valley 11/25/20	
	40	at Georgia 02/02/22	
	40	vs Central Arkansas 12/01/21	
	40	vs Central Arkansas 12/12/20	
MOST FIELD GOALS ATTEMPTED:			
at Nevada:	80	at UNLV 02/20/16	
	77	vs Colorado State 02/25/18	
	75	at New Mexico 01/07/17	
	74	3x last vs Wyoming 01/03/18	
at Arkansas:	86	vs Mississippi Valley 11/25/20	
	77	vs Oral Roberts 12/20/20	
	76	at LSU 01/13/21	
	76	vs Central Arkansas 12/12/20	
BEST FIELD GOAL PERCENTAGE:			
at Nevada:	.615 (40-65)	vs UMass 11/23/18	
	.597 (40-67)	vs Fresno State 12/09/15	
	.597 (40-67)	vs Holy Names 11/30/15	
	.593 (32-54)	at Utah State 02/17/18	
	.589 (33-56)	vs Fresno State 01/31/18	
at Arkansas:	.627 (37-59)	vs San Jose State 12/03/22	
	.593 (35-59)	vs Oklahoma 12/12/22	
	.571 (36-63)	at Vanderbilt 01/23/21	
	.569 (29-51)	vs Louisville 11/21/22	
	.567 (34-60)	vs Little Rock 12/04/21	
	.567 (34-60)	vs Tulsa 12/14/19	
	.563 (40-71)	at Georgia 02/02/22	
	.558 (48-86)	vs Mississippi Valley 11/25/20	
MOST 3-POINT FIELD GOALS MADE:			
at Nevada:	17	at Pacific 11/18/17	
	15	vs Pacific 11/09/18	
	15	at Air Force 01/06/18	
	15	at Santa Clara 11/15/17	
	15	at New Mexico 01/07/17	
at Arkansas:	20	vs Mississippi Valley 11/25/20	
	15	at Georgia 02/02/22	
	15	at South Carolina 03/02/21	
	14	at Texas A&M 03/07/20	
	13	vs Gardner-Webb 11/13/21	
MOST 3-POINT FIELD GOALS ATTEMPTED:			
at Nevada:	39	vs South Dakota State 12/15/18	
	37	at Fresno State 01/12/19	
	37	vs San Jose State 02/21/18	
	34	vs San Jose State 01/09/19	
	34	at Pacific 11/18/17	
at Arkansas:	40	vs Mississippi Valley 11/25/20	
	34	vs Lipscomb 12/05/20	
	33	at South Carolina 03/02/21	
	33	vs Southern 12/09/20	
	32	at Texas A&M 03/07/20	
BEST 3-POINT FIELD GOAL PERCENTAGE:			
at Nevada:	.600 (6-10)	vs Morehead State 03/30/16	
	.588 (10-17)	at Fresno State 12/27/17	
	.579 (11-19)	vs Southern Illinois 12/22/17	
	.550 (11-20)	vs Oakland 11/23/16	
at Arkansas:	.667 (6-9)	vs TCU 01/25/20	
	.615 (8-13)	vs San Jose State 12/03/22	
	.571 (12-21)	vs Georgia 01/09/21	
	.536 (15-28)	at Georgia 02/02/22	
	.524 (11-21)	at Missouri 02/15/22	
	.500 (20-40)	vs Mississippi Valley 11/25/20	
MOST FREE THROWS MADE:			
at Nevada:	39	vs Morehead State 04/01/16	
	36	vs Rhode Island 11/13/17	
	35	vs Tulsa 11/22/18	
	31	at Wyoming 01/14/17	

at Arkansas:	36	vs LSU 03/04/20
	29	vs Elon 12/21/21
	28	vs West Virginia 01/29/22
	28	at Missouri 02/08/20
	27	4x LAST vs South Carolina 01/18/22
MOST FREE THROWS ATTEMPTED:		
at Nevada:	45	vs Morehead State 04/01/16
	44	vs Rhode Island 11/13/17
	43	at Pacific 11/21/15
	42	vs Tulsa 11/22/18
at Arkansas:	54	vs LSU 03/04/20
	43	vs Alabama 02/24/21
	40	vs South Carolina 01/29/20
	39	at Missouri 02/08/20
	36	at Tennessee 02/11/20
BEST FREE THROW PERCENTAGE:		
at Nevada:	.929 (13-14)	vs Loyola-Chicago 03/22/18
	.929 (13-14)	at Cal State Fullerton 11/28/15
	.900 (18-20)	at Pacific 11/18/17
at Arkansas:	1.000 (11-11)	vs Duke 03/26/22
	.944 (17-18)	vs Oklahoma 12/11/21
	.944 (17-18)	at LSU 01/08/20
	.929 (13-14)	vs Mississippi State 02/02/21
	.923 (12-13)	at South Carolina 03/02/21
	.917 (11-12)	vs South Dakota 11/22/19
MOST REBOUNDS:		
at Nevada:	61	at Pacific 11/21/15
	60	vs Fresno Pacific 12/09/15
	57	vs Fresno State 02/13/16
	53	at UNLV 02/20/16
	50	vs San Jose State 12/28/16
at Arkansas:	58	Oral Roberts 12/20/20
	58	vs Mississippi Valley 11/25/20
	54	vs Lipscomb 12/05/20
	47	vs UCG 12/06/22
	47	vs Central Arkansas 12/01/21
MOST OFFENSIVE REBOUNDS:		
at Nevada:	25	at Pacific 11/21/15
	19	vs Fresno Pacific 12/09/15
	19	vs Fresno State 02/13/16
	19	vs Florida 03/21/19
at Arkansas:	24	vs Oral Roberts 12/20/20
	21	at Alabama 02/12/22
	20	at Texas A&M 01/08/22
	20	vs Mississippi Valley 11/25/20
	18	vs Cincinnati 11/23/21
	18	vs Oral Roberts 03/27/21
MOST DEFENSIVE REBOUNDS:		
at Nevada:	43	vs Fresno State 02/13/16
	42	vs San Jose State 12/28/16
	41	vs Fresno Pacific 12/09/15
	40	vs Little Rock 11/16/18
at Arkansas:	44	vs Lipscomb 12/05/20
	39	vs UCG 12/06/22
	38	vs Mississippi Valley 11/25/20
	36	vs LSU 02/27/21
	36	vs Valparaiso 12/21/19
MOST ASSISTS:		
at Nevada:	29	vs Holy Names 11/30/15
	27	at Santa Clara 11/15/17
	25	vs Illinois State 11/29/17
	25	at New Mexico 01/07/17
	24	vs UC Davis 12/19/17
at Arkansas:	26	vs Central Arkansas 12/12/20
	26	vs Mississippi Valley 11/25/20
	23	at Georgia 02/02/22
	23	vs Gardner-Webb 11/13/21
	22	vs San Jose State 12/03/22
	22	vs Central Arkansas 12/01/21
	22	at Vanderbilt 01/23/21
MOST STEALS:		
at Nevada:	15	vs San Jose State 01/09/19
	15	vs Utah State 01/02/19
	13	at New Mexico 12/30/15
	12	vs New Mexico 01/28/17
	11	4x
at Arkansas:	16	vs Bradley 12/17/22
	16	vs Central Arkansas 12/01/21
	15	vs UNC Asheville 12/21/22
	15	at Georgia Tech 11/25/19
	14	vs South Dakota State 11/16/22
	14	vs Texas A&M 01/22/22
	14	vs Auburn 02/04/20
	14	vs Rice 11/05/19
MOST BLOCKED SHOTS:		
at Nevada:	11	at Oregon State 12/05/15
	10	at Wyoming 01/20/16
	10	vs Holy Names 11/30/15
	9	vs UNLV 03/08/18
	9	at New Mexico 01/07/17
at Arkansas:	11	vs Alabama 02/24/21
	10	vs Elon 12/21/21
	10	vs Texas Southern 11/19/19
	9	vs UCG 12/06/22

MUSS TEAMS IN THE NCAA/CONFERENCE STATS											
	2015-16	2016-17	2017-18	2018-19	2019-20	2020-21	2021-22				
3-pt FG Att	176 / 8	172 / 8	51/2	51/2	115 / 5	26 / 3	105 / 7				
A-Turnover Ratio	232 / 9	13/1	2/1	15/1	140 / 4	103/2	110 / 4				
Assists/Gm	220 / 9	32/1	27/2	75 / 3	226 / 10	80 / 4	116 / 7				
Blocks/Gm	7/1	64 / 3	74 / 2	100 / 2	84 / 9	17/4	71 / 8				
Def Reb/Gm	19/1	31/2	92 / 6	31/2	287 / 12	33/2	52 / 3				
Fewest Fouls	342 / 11	105 / 3	253 / 9	184 / 6	322 / 12	329 / 13	323 / 10				
Fewest TO	335 / 11	59/1	24/1	21/1	59/1	320 / 10	291 / 7				
FG Pct	251 / 9	146 / 5	60 / 3	68 / 4	147 / 6	100 / 4	218 / 10				
FG Pct Defense	28/2	120 / 7	140 / 4	42 / 3	169 / 12	70 / 5	58 / 4				
FT Attempts	2/1	13/1	16/2	16/1	8/2	5/1	1/1				
FT Made	1/1	24/2	9/2	17/1	3/1	2/1	1/1				
FT Pct	43 / 2	159 / 6	66 / 2	167 / 6	102 / 6	68 / 4	32 / 1				
Off Reb/Gm	76 / 2	132 / 3	255 / 7	205 / 6	325 / 14	44 / 8	107 / 11				
Fouls/Gm	275 / 8	35/1	95/1	126 / 3	311 / 11	131 / 3	189 / 6				
Reb Margin	4/2	72/1	232 / 81	97 / 3	342 / 14	56 / 3	89 / 6				
Scoring Defense	177 / 5	151 / 6	191 / 6	55/1	185 / 9	189 / 8	145 / 9				
Scoring Margin	117 / 5	39/1	27/1	9/1	70 / 4	24/1	53 / 5				
Scoring Offense	113 / 5	37/1	18/2	28/1	56 / 5	11/2	50 / 4				
Steals/Gm	98 / 3	262 / 8	174 / 6	172 / 4	41/1	48 / 4	72 / 8				
3 PT FG Defense	59 / 2	18/2	28/1	113 / 3	1/1	174 / 9	125 / 11				
3 PT FG/Game	323 / 11	33/2	31 / 3	74 / 3	143 / 4	169 / 5	279 / 11				
3 PT FG Pct	314 / 11	42/1	26/2	155 / 6	175 / 5	198 / 7	320 / 11				
3 PT FGM	251 / 9	22/2	15/2	59/2	129 / 4	39 / 4	182 / 7				
Total Assists	112 / 2	30/2	10/1	69 / 2	251 / 10	12/1	40 / 4				
Total Blocks	3/1	50 / 3	44/1	88 / 2	81 / 7	3/2	37 / 5				
Total Rebounds	2/1	25/3	44 / 2	63 / 2	306 / 14	4/3	8/2				
Total Rebs/Gm	18/1	41/1	171 / 6	72 / 4	322 / 14	18/2	50 / 5				
Total Steals	40 / 3	208 / 9	85 / 2	157 / 4	34/1	5/2	25/6				
Turnover Margin	184 / 5	169 / 7	22/2	22/1	9/1	58/2	40 / 4				
Turnovers Forced	154 / 5	306 / 10	191 / 6	127 / 3	29/1	52 / 7	42 / 5				
Fewest TO/Gm	208 / 7	26/2	4/1	13/1	47/1	151 / 3	133 / 4				
W-L Pct	93 / 3	17/1	17/1	7/1	89 / 5	17/2	36 / 4				
MOST TURNOVERS:											
at Nevada:	21	at Texas Tech 12/05/17									
	21	vs Morehead State 03/30/16									
	20	vs Fresno Pacific 12/09/15									
	20	at San Diego State 03/11/16									
at Arkansas	21	vs Rice 11/05/19									
	20	vs South Dakota State 11/16/22									
	20	vs Missouri 03/12/21									
	20	at Tennessee 01/06/21									
	20	vs Austin Peay 12/03/19									
	19	at LSU 01/15/22									
	19	vs Valparaiso 12/21/19									
MOST FOULS:											
at Nevada:	38	at Wichita State 12/22/15									
	30	at New Mexico 01/07/17									
	30	at New Mexico 12/30/15									
	28	at Utah State 03/02/19									
at Arkansas	32	at Missouri 02/08/20									
	28	Missouri 01/02/21									
	28	at Texas A&M 03/07/20									
	26	2x last at Tennessee 03/05/22 & 02/11/20									
OPPONENT GAME HIGHS (at Ark):											
POINTS	99	at Georgia 02/29/20									
	92	at LSU 01/13/21									
	90	vs Creighton 11/22/22									
	90	at Alabama 01/16/21									
	90	vs LSU 03/04/20									
FG MADE	38	at Georgia 02/29/20									
	34	at LSU 01/13/21									
	32	vs Oklahoma 12/10/22									
	31	9x LAST vs Creighton 11/22/22									
FG ATTEMPTS	80	vs Auburn 02/08/22									
	76	vs LSU 02/21/27									
	72	vs LSU 03/02/22									
	72	at South Carolina 02/03/21									
	72	vs Mississippi Valley 11/25/20									
	72	vs Valparaiso 12/21/19									
FG PCT	.588 (30-51)	vs Mississippi State 02/15/20									
	.585 (31-53)	vs Creighton 11/22/22									
	.571 (32-56)	vs Oklahoma 12/10/22									
	.567 (38-67)	at Georgia 02/29/20									
	.564 (31-55)	at Texas A&M 01/09/22									
	.549 (28-51)	vs Oklahoma 12/11/21									
3 PT MADE	17	vs Northern Iowa 11/17/21									
	15	at Alabama 01/16/21									
	15	at Auburn 12/30/20									
	14	at Kentucky 02/09/21									
	13	5x: LAST vs Oklahoma 12/11/21									
3 PT ATT	39	vs Mississippi Valley 11/25/20									
	37	vs Northern Iowa 11/17/21									
	33	vs Alabama 02/24/21									
	32	vs Auburn 02/08/22									
	32	at Missouri 02/13/21									

3 PT PCT	.667 (12-18)	at Tennessee 03/05/22
	.591 (13-22)	vs Oklahoma 12/11/21
	.538 (14-26)	at Kentucky 02/09/21
	.533 (8-15)	vs Texas A&M 03/12/22
	.533 (8-15)	vs Baylor 03/29/21
FT MADE	34	at Missouri 02/08/20
	28	vs Missouri 01/02/21
	27	vs LSU 03/11/22
	27	at Mississippi State 01/22/20
	25	vs Alabama 01/11/23
	25	at Ole Miss 01/11/20
FT ATTEMPTS	44	at Missouri 02/08/20
	39	vs Missouri 01/02/21
	36	vs Alabama 01/11/23
	33	vs South Carolina 01/29/20
	31	vs LSU 03/11/22
	31	at Texas A&M 03/07/20
	31	at Mississippi State 01/22/20
FT PCT	1.000 (13-13)	at Ole Miss 01/26/22
	1.000 (14-14)	vs Florida 02/16/21
	.962 (25-26)	at Ole Miss 01/11/20
	.950 (19-20)	vs Texas A&M 10/12/22
	.947 (18-19)	vs LSU 03/02/22
REBOUNDS	60	vs Auburn 02/08/22
	53	at LSU 01/08/20
	52	at Missouri 02/08/20
	51	vs Missouri 01/02/21
OFF REB	24	vs Auburn 02/08/22
	23	at LSU 01/08/20
	22	vs LSU 03/02/22
	16	vs Kentucky 02/26/22
DEF REB	41	vs Missouri 01/02/21
	37	at Georgia Tech 11/25/19
	36	vs Auburn 02/08/22
	35	vs Kentucky 01/18/20
ASSISTS	18	vs Texas A&M 03/12/22
	18	vs Oklahoma 12/11/21
	18	at Kentucky 02/09/21
	18	at Alabama 01/16/21
	17	9x LAST vs Creighton 11/22/22
STEALS	12	at Mississippi State 12/29/21
	12	at Alabama 01/16/21
	11	vs Texas A&M 01/22/22
	10	5x - LAST: at Texas A&M 01/08/22
BLOCKS	9	at Texas A&M 01/08/22
	9	vs Auburn 01/20/21
	9	at Tennessee 01/06/21
	7	at Auburn 01/07/23
	7	at Oklahoma State 01/30/21
	7	vs Oral Roberts 12/20/20
TURNOVERS	30	vs Fordham 11/11/22
	27	vs Bradley 12/17/22
	27	vs Rice 11/05/19
	26	vs Mississippi State 02/02/21
	25	vs Central Arkansas 12/01/21
	24	at Georgia Tech 11/25/19
	24	vs Texas Southern 11/19/19
FOULS	35	vs LSU 03/04/20
	33	vs South Carolina 01/29/20
	32	vs Alabama 02/24/21
	29	vs West Virginia 01/29/22
	29	vs Missouri 01/02/21

ARK TEAM GAME LOWS (w/Muss):

FEWEST PTS	53	vs New Mexico State 03/19/22
	57	at LSU 12/28/22
	58	vs Tennessee 02/19/22
	59	at Auburn 09/10/23
	59	at Alabama 01/16/21
	59	at Florida 02/18/20
FEWEST FG	14	vs New Mexico State 03/19/22
	15	at Tennessee 02/11/20
	18	vs UNCG 12/06/22
	18	vs Tennessee 02/19/22
	19	3x LAST at Auburn 01/07/23
FEWEST FGA	45	vs North Texas 11/12/19
	46	vs Austin Peay 12/03/19
	49	at Tennessee 02/11/20
LOWEST FG%	.275 (14-51)	vs New Mexico State 03/19/22
	.268 (19-71)	vs Missouri 01/02/21
	.305 (18-59)	vs Tennessee 02/19/22
	.306 (15-49)	at Tennessee 02/11/20
	.314 (22-70)	at Alabama 02/12/22
FEWEST 3PT FG	0	vs South Carolina 01/18/22
	1	vs Oral Roberts 03/27/21
	2	vs Alabama 01/11/23
	2	at Auburn 01/07/23
	2	vs San Diego State 11/23/22
	2	vs Fordham 11/11/22
	2	vs Mississippi State 02/02/21

FEWEST 3 FGA	9	vs Oral Roberts 03/27/21
	9	vs TCU 01/25/20
	10	vs Alabama 01/11/23
	11	vs Bradley 12/17/22
	11	vs Troy 11/28/22
	11	vs South Carolina 01/18/22
	11	vs Baylor 03/29/21
LOWEST 3 PT%	.000 (0-11)	vs South Carolina 01/18/22
	.111 (1-9)	vs Oral Roberts 03/27/21
	.125 (2-16)	at Auburn 01/07/23
	.125 (2-16)	vs Fordham 11/11/22
	.118 (2-17)	vs Mississippi State 02/02/21
	.136 (3-22)	vs Kansas State 11/22/21
FEWEST FT	4	at Georgia 02/02/22
	4	at Oklahoma State 01/30/21
	5	at LSU 12/28/22
	6	at Mississippi State 01/22/20
FEWEST FTA	7	at Georgia 02/02/22
	7	at Oklahoma State 01/30/21
	8	at Ole Miss 01/26/22
	8	vs Central Arkansas 12/12/20
LOWEST FT%	.471 (8-17)	vs Southern 12/09/20
	.500 (5-10)	at LSU 12/28/22
	.500 (13-26)	vs Central Arkansas 12/01/21
	.533 (8-15)	vs South Dakota State 11/16/22
	.533 (8-15)	vs Vanderbilt 01/15/20
FEWEST REBS	23	vs Missouri 02/22/20
	24	vs North Texas 11/12/19
	24	at LSU 01/08/20
	25	vs Duke 03/26/22
	25	at Texas A&M 03/07/20
FEWEST OFF REB	2	vs Missouri 02/22/20
	3	vs New Mexico State 03/19/22
	3	at LSU 01/08/20
	3	at Georgia Tech 11/25/19
	4	at Ole Miss 01/26/22
	4	vs North Texas 11/12/19
FEWEST DEF REB	15	at Florida 02/18/20
	17	vs Oklahoma 12/10/22
	17	vs Duke 03/26/22
	18	at Tennessee 02/11/20
	18	vs TCU 01/25/20
FEWEST ASSISTS	4	vs Troy 11/28/22
	6	at Tennessee 02/11/20
	7	at LSU 12/28/22
	7	vs Kansas State 11/22/21
	7	vs Missouri 01/02/21
	7	at Alabama 02/01/20
FEWEST STEALS	0	vs Texas Tech 03/21/21
	2	vs New Mexico State 03/19/22
	2	at Tennessee 01/06/21
	4	5x - LAST: at Auburn 01/07/23
FEWEST BLOCKS	0	at Alabama 02/12/22
	1	vs New Mexico State 03/19/22
	1	vs Texas Tech 03/21/21
	1	vs Georgia 01/09/21
	1	vs Northern Kentucky 11/30/19
	1	vs South Carolina 01/29/20
	1	vs Mississippi State 02/15/20
	1	at Florida 02/18/20
FEWEST TO	5	vs New Mexico State 03/19/22
	5	vs Northern Iowa 11/17/21
	5	vs LSU 03/04/20
	6	at Florida 02/22/22
	6	vs Mississippi State 02/05/22
	6	at Kentucky 02/09/21
	6	at Georgia 02/29/20
FOULS	6	vs Mercer 11/09/21
	10	vs Southern 12/09/20
	12	vs Oklahoma 12/10/22
	12	vs Mississippi Valley 11/25/20
	14	8x: LAST at LSU 12/28/22

OPP GAME LOWS (w/Muss at ARK):

FEWEST PTS	43	vs Missouri 01/12/22
	43	vs Rice 11/05/19
	43	vs North Texas 11/12/19
	44	vs Southern 12/09/20
	45	vs Mississippi State 02/02/21
FEWEST FG	14	vs Missouri 01/12/22
	15	vs Mississippi State 02/02/21
	15	vs Lipscomb 12/05/20
	16	vs Tennessee 02/19/22
	16	vs Rice 11/05/19
FEWEST FGA	44	vs Louisville 11/21/22
	45	vs Bradley 12/17/22
	45	vs Fordham 11/11/22
	45	vs Texas A&M 01/04/20
	46	at Florida 02/18/20
LOWEST FG%	.254 (15-59)	vs Lipscomb 12/05/20
	.271 (16-59)	vs Tennessee 02/19/22
	.286 (18-63)	vs Southern 12/09/20
	.286 (16-56)	vs Rice 11/05/19
	.292 (14-48)	vs Missouri 01/12/22

FEWEST 3PT FG	1	vs Ole Miss 01/27/21
	1	vs Southern 12/09/20
	2	9x - LAST: vs UNC Asheville 12/21/22
FEWEST 3 FGA	7	vs Mississippi State 02/15/20
	10	vs Duke 03/26/22
	11	vs Texas Southern 11/19/19
	12	4x LAST vs UNC Asheville 12/21/22
LOWEST 3 PT%	.063 (1-16)	vs Ole Miss 01/27/21
	.077 (1-13)	vs Southern 12/09/20
	.080 (2-25)	vs Rice 11/05/19
	.111 (2-18)	vs San Diego State 11/23/22
	.118 (2-17)	vs North Texas 11/12/19
	.125 (2-16)	vs Missouri 01/12/22
	.125 (2-16)	vs Montana 11/16/19
FEWEST FT	3	vs Alabama 02/24/21
	3	vs Mississippi Valley 11/25/20
	5	vs Elon 12/21/21
	6	at LSU 12/28/22
	6	vs San Jose State 12/03/22
	6	vs New Mexico State 03/19/22
	6	vs LSU 02/27/21
FEWEST FTA	3	vs Alabama 02/24/21
	6	vs Mississippi Valley 11/25/20
	9	vs Elon 12/21/21
	9	vs Oklahoma 12/10/22
	10	vs New Mexico State 03/19/22
	10	vs Texas A&M 03/06/21
	10	vs Southern 12/09/20
LOWEST FT%	.375 (3-8)	vs Alabama 02/24/21
	.467 (7-15)	vs Central Arkansas 12/01/21
	.471 (8-17)	vs Auburn 02/08/22
	.500 (6-12)	at LSU 12/28/22
	.500 (9-18)	vs UNC Asheville 12/21/22
	.500 (12-24)	vs South Carolina 01/18/22
	.500 (6-12)	vs LSU 02/27/21
	.500 (9-18)	at Indiana 12/29/19
FEWEST REBS	21	vs Charlotte 12/01/21
	22	vs Mercer 11/09/21
	23	vs Missouri 01/04/23
	26	vs West Virginia 01/29/22
	27	vs Oklahoma 12/10/22
	27	vs Elon 12/21/21
	27	vs Rice 11/05/19
FEWEST OFF REBS	4	vs Charlotte 12/01/21
	4	vs Mercer 11/09/21
	4	vs Mississippi State 02/15/20
	4	vs Vanderbilt 01/15/20
	5	7x - LAST: vs New Mexico State 03/19/22
FEWEST DEF REBS	14	vs Missouri 01/04/23
	17	vs Charlotte 12/01/21
	18	vs San Jose State 12/03.22
	18	vs Mercer 11/09/21
	18	vs Baylor 03/29/21
	19	3x - LAST vs UNC Asheville 12/21/22
FEWEST ASSISTS	4	vs Louisville 11/21/22
	5	vs Southern 12/09/20
	6	vs Florida 02/16/21
	6	at Ole Miss 01/11/20
	6	at Missouri 02/08/20
	7	5x - LAST vs Fordham 11/11/22
FEWEST STEALS	0	vs Vanderbilt 01/15/20
	1	vs Vermont 03/19/22
	1	vs Cincinnati 11/23/21
	1	at Kentucky 02/09/21
	1	at LSU 01/08/20
	2	vs Mississippi State 02/05/22
	2	vs LSU 02/27/21
	2	at Georgia 02/29/20
FEWEST BLKS	0	vs Fordham 11/11/22
	0	vs Hofstra 12/18/21
	0	vs Georgia 01/09/21
	0	Southern 12/09/20
	0	vs North Texas 11/12/19
	0	vs Austin Peay 12/03/19
	1	14x - LAST: vs Oklahoma 12/10/22
FEWEST TO	5	at Tennessee 01/06/21
	6	vs Vermont 03/19/22
	7	vs Lipscomb 12/05/20
	8	at Auburn 01/07/23
	8	vs LSU 02/27/21
FEWEST FOULS	12	at Tennessee 01/06/21
	12	vs Central Arkansas 12/12/20
	14	6x - LAST: at Georgia 02/02/22

IN HIS FIRST SEVEN YEARS AS A COLLEGIATE HEAD COACH

- » Twice led the NCAA in Free Throws Made (2016 and 2022).
- » Led the NCAA in Free Throw Attempts (2022)
- » Led the NCAA in 3-pt FG Pct Defense (2020)
- » Ranked 1st (4x) or 2nd (3x) seven times in the league in FT Made
- » Ranked 1st (5x) or 2nd (2x) seven times in the league in FT Attempts
- » 7x - Ranked among NCAA top 25 in FT Made AND FT Attempts
- » 4x - Led the league in Scoring Margin (2017, '18, '19, '21)
- » 4x - Led the league in Fewest Turnovers (2017, '18, '19, '20)
- » 3x - Led the league in Overall W-L Percentage (2017, '18, '19)
- » 3x - Led the league in Assist-To-TO Ratio (2017, '18, '19)
- » 3x - In NCAA top 20 in 3PTFG% Defense (2017, '18, '20)

OTHER TEAM HIGHLIGHTS

- » 2nd in the NCAA in Assist-To-TO Ratio (2018)
- » 2nd in the NCAA in Total Rebounds (2016)
- » 2nd in the NCAA in Free Throws Made (2021)
- » 3rd in the NCAA in Total Blocked Shots (2016)
- » 4th in the NCAA in Rebound Margin (2016)
- » 4th in the NCAA in Fewest TO Per Gm (2018)
- » 7th in the NCAA in Blocks Per Game (2016)
- » 8th in the NCAA in Total Rebounds (2022)
- » 9th in the NCAA in Scoring Margin (2019)
- » 9th in the NCAA in Turnover Margin (2020)
- » 10th in the NCAA in Total Assists (2018)

PLAYER HIGHLIGHTS

- » 6 Players in the NBA over past three years
- » 4x - Players led his league in 3-PT FG Made AND 3-PT FG Attempts
- » 3x - Player led his league in points scored
- » 4 All-Americans
(Caleb Martin 2x, Mason Jones, Moses Moody, JD Notae)
- » 19 All-Conference Honors
- » 6 All-Defensive Team Honors
- » 3 Conference Newcomers of the Year
- » 2 Conference Players of the Year
- » 2 Conference Freshman of the Year
- » 1 Conference Defensive Player of the Year

MUSSELMAN MILESTONE WINS

OVERALL

1	11/13/15	vs Coastal Carolina (Honolulu, Hawaii)	73-56
100	01/24/19	Colorado State (Reno, Nev.)	100-60
150	03/02/21	at South Carolina (Columbia, S.C.)	101-73

AT ARKANSAS

1	11/05/19	Rice (Fayetteville, Ark.)	91-43
50	11/23/21	vs Cincinnati (Kansas City, Mo.)	73-67

MUSSELMAN PLAYERS OF NOTE

CODY MARTIN

NEVADA

- Charlotte Hornets (Free Agent) • 2019-pres.
- 2x All-Mountain West (2018 and 2019)

CALEB MARTIN

NEVADA

- Hornets (2019 2nd Rd / 36th pick) • Heat 2021-pres.
- 2x First Team All-America (2018 and 2019)

JORDAN CAROLINE

NEVADA

- 3x First Team All-Mountain West (2018 and 2019)

CAM OLIVER

NEVADA

- Rockets (2021 Free Agent)
- Led Australian NBL in rebounding in 2020

JALEN HARRIS

NEVADA

- Toronto Raptors (2nd Rd / 59th pick) • 2020

ISAIAH JOE

ARKANSAS

- 76ers (2nd Rd • 49th pick) 2020-22; Thunder 2022-pres.

MASON JONES

ARKANSAS

- Rockets & 76ers (2021 Free Agent) • G League 2022-pres
- 2020 All-American & 2020 SEC Player of the Year

MOSES MOODY

ARKANSAS

- Golden State Warriors (1st Rd • 14th pick) • 2021
- 1st "one-and-done" in Arkansas history
- 2021 All-American & 2021 SEC Freshman of the Year

JD NOTAE

ARKANSAS

- 2021 Bleacher Report's National & SEC 6th Man of the Year
- 2022 All-American and consensus 1st team All-SEC

JAYLIN WILLIAMS

ARKANSAS

- OKC Thunder (2nd Rd • 34th pick)
- 1st team All-SEC / Defensive All-SEC

BEST WINNING PERCENTAGE

active NCAA Division I head coaches
(min 5 yrs • Division I wins • Thru Jan. 4)

1	Mark Few, Gonzaga	673-132	.836	24 yrs
2	Bill Self, Kansas	778-230	.772	30 yrs
3	Chris Jans, Mississippi State	155-48	.764	7 yrs
4	John Calipari, Kentucky	778-245	.761	31 yrs
5	Brian Dutcher, San Diego St.	132-43	.754	6 yrs
6	ERIC MUSSELMAN, ARKANSAS	195-66	.747	8 yrs
7	Thad Matta, Butler	449-162	.735	18 yrs
8	Tony Bennett, Virginia	397-153	.722	17 yrs
9	Bruce Pearl, Auburn	627-246	.718	28 yrs
10	Tom Izzo, Michigan State	678-271	.714	28 yrs



MUSSELMAN RECORD • POINTS SCORED

Scoring Below 50 Points:	0-0
- At Arkansas	0-0
Home:	0-0
Away:	0-0
Neutral:	0-0
Scoring 50-59 Points:	1-11
- At Arkansas:	1-3
Home:	0-1
Away:	0-8
Neutral:	1-2
Scoring 60-69 Points:	21-21
- At Arkansas	13-10
Home:	12-5
Away:	5-10
Neutral:	4-6
Scoring 70-79 Points:	71-23
- At Arkansas	33-12
Home:	41-5
Away:	15-13
Neutral:	15-5
Scoring 80-89 Points:	64-6
- At Arkansas	22-4
Home:	37-0
Away:	16-3
Neutral:	11-3
Scoring 90-99 Points:	26-1
- At Arkansas	11-0
Home:	16-0
Away:	9-1
Neutral:	1-0
Scoring 100 or More Points:	11-1
- At Arkansas	3-0
Home:	7-0
Away:	3-1
Neutral:	1-0

MUSSELMAN RECORD • POINTS ALLOWED

Opponent Scores Below 50 Points:	11-0
- At Arkansas	9-0
Home:	9-0
Away:	1-0
Neutral:	1-0
Opponent Scores 50-59 Points:	38-1
- At Arkansas	20-0
Home:	26-1
Away:	9-0
Neutral:	3-0
Opponent Scores 60-69 Points:	72-8
- At Arkansas	28-2
Home:	44-0
Away:	12-4
Neutral:	16-4
Opponent Scores 70-79 Points:	54-23
- At Arkansas	22-13
Home:	28-6
Away:	16-13
Neutral:	10-4
Opponent Scores 80-89 Points:	18-22
- At Arkansas	5-12
Home:	7-4
Away:	8-13
Neutral:	3-5
Opponent Scores 90-99 Points:	2-7
- At Arkansas	1-4
Home:	2-2
Away:	0-3
Neutral:	0-2
Opponent Scores 100 or More Points:	1-2
- At Arkansas	0-0
Home:	0-0
Away:	1-2
Neutral:	0-0

0 ANTHONY BLACK

G | Fr. | 6-7 | 198 | Duncanville, Texas | Duncanville HS

 @AnthonyBlack24_

 @xanthonyblack

Including 2022-23, has **FOUR** years of collegiate eligibility
Major: TBA (Arts & Sciences)
Born on Jan. 20, 2004 in Las Colinas, Texas
The son of Terry and Jennifer Black



- Was listed as the **#1** high school point guard in the nation by 247Sports
- Member of gold-medal-winning **USA Basketball Men's U18 National Team** for the 2022 FIBA Americas U18 Championship (Tijuana, Mexico) and member of **USA Basketball's 2022 USA Nike Hoop Summit Team**
- Played in the **McDonald's All-American** and **Iverson Classic** games ... **MaxPreps All-American** (HM)

- Named the **CBS Sports/USBWA National Freshman of the Week (Nov. 22)** for his early-season play through Louisville at Maui
- Named **SEC co-Freshman of the Week (Nov. 28)** for his play at Maui
- **IN THE SEC:** 2nd in minutes (33.99) • 5th in assists (3.80) • 11th in steals (1.67) • 16th in assist/TO ratio (1.30) • 21st in scoring (12.5) • 25th in rebs (5.1)
- **IS THE ONLY PLAYER IN THE SEC TOP 25 IN: Scoring • Rebounding • Assists • Steals**
- Has played all 40 minutes in regulation twice times and all 20 minutes of a half 9 times.

2022-23 HIGHLIGHTS:

- Named to the 5-man Maui Jim **MAUI INVITATIONAL ALL-TOURNAMENT TEAM** as well as being named **SEC co-FRESHMAN OF THE WEEK...** Led all scorers (22.3 ppg) at Maui ... **Versus Louisville, scored a season-high 26 points** (9-of-11 FG; 3-5 3PT and 5-of-5 FT) with a **season-high six assists** ... **Versus Creighton, matched his season-high with 26 points** (10-of-18 FG; 1-3 3PT and 5-of-6 FT) while tying his **season-high with six assists** and leading the team with six rebounds ... Added 15 points **versus San Diego State**, making **career highs in FT (9) and FTA (10)**.
- TROY: Played all 40 minutes and recorded a season-high 8 rebounds, while scoring 14 points.
- BRADLEY: Attempted a season-high 11 free throws (making seven) and led the team in assists (4) and blocked shots (2).
- @ LSU: Played all 40 minutes and stuffed the stat sheet with seven points, eight rebounds and four assists with just two turnovers.
- @ AUBURN: Scored a game-high 23 points, going 13-of-16 at the free throw line ... **The 13 FT made is the most by an SEC player in a game this season** and 16 attempts is second-most ... Added seven rebounds and four assists.

ANTHONY BLACK 2022-23 GAME STATS

Opponent	Date	GS	Min	FG	FGA	Pct	3FG	3A	Pct	FT	FTA	Pct	O	D	Tot	Avg	PF	FO	A	TO	Blk	Stl	Pts	Avg	
NORTH DAKOTA ST.	11/07/22	*	30	1	7	.143	0	0	.000	1	2	.500	0	7	7	7.0	3	0	3	2	1	3	3	3.0	
FORDHAM	11/11/22	*	24	3	8	.375	1	6	.167	3	4	.750	2	4	6	6.5	2	0	0	4	1	2	10	6.5	
SOUTH DAKOTA ST.	11/16/22	*	30	2	3	.667	1	2	.500	0	0	.000	1	4	5	6.0	1	0	5	2	0	4	5	6.0	
vs Louisville	11/21/22	*	35	9	11	.818	3	5	.600	5	5	1.000	1	2	3	5.3	3	0	6	4	0	2	26	11.0	
vs Creighton	11/22/22	*	38	10	18	.556	1	3	.333	5	7	.714	3	3	6	5.4	3	0	6	3	0	2	26	14.0	
vs San Diego St.	11/23/22	*	39	3	11	.273	0	2	.000	9	10	.900	1	4	5	5.3	2	0	1	4	0	1	15	14.2	
TROY	11/28/22	*	40	5	8	.625	2	4	.500	2	4	.500	1	7	8	5.7	1	0	3	3	1	2	14	14.1	
SAN JOSE ST.	12/03/22	*	32	3	5	.600	1	1	1.000	1	1	1.000	1	3	4	5.5	2	0	6	2	0	0	8	13.4	
UNC GREENSBORO	12/06/22	*	33	4	8	.500	2	4	.500	1	3	.333	1	4	5	5.4	3	0	2	1	1	0	11	13.1	
vs Oklahoma	12/10/22	*	35	4	4	1.000	0	0	.000	0	0	.000	1	3	4	5.3	1	0	5	5	1	2	8	12.6	
vs Bradley	12/17/22	*	38	4	7	.571	0	1	.000	7	11	.636	1	2	3	5.1	1	0	4	2	2	2	15	12.8	
UNC ASHEVILLE	12/21/22	*	25	2	7	.286	2	5	.400	4	6	.667	0	3	3	4.9	3	0	3	2	0	2	10	12.6	
at LSU	12/28/22	*	40	3	8	.375	0	3	.000	1	2	.500	4	4	8	5.2	1	0	4	2	0	1	7	12.2	
MISSOURI	01/04/23	*	40	2	7	.286	1	4	.250	1	2	.500	0	2	2	4.9	1	0	5	4	1	1	6	11.7	
at Auburn	01/07/23	*	30	5	11	.455	0	3	.000	13	16	.813	3	4	7	5.1	4	0	4	4	1	1	23	12.5	
ALABAMA	01/11/23	*	33	2	12	.167	0	3	.000	1	5	.200	2	3	5	5.1	5	1	1	4	0	1	5	12.0	
Totals			16	542	62	135	.459	14	46	.304	54	78	.692	22	59	81	5.1	36	1	58	48	9	26	192	12.0



NATIONAL RECRUITING RANKINGS

- **#8** on the SI99 All-American list
- **247Sports** ★★★★★ **#14** nation **#1 PG**
- **ESPN** ★★★★★ **#15** nation **#8 SF**
- **247Composite** ★★★★★ **#17** nation **#2 PG**
- **Rivals** ★★★★★ **#19** nation **#5 SG**

- Led ARK in Pts: 4
- Led ARK in Rebs: 1
- Led ARK in Assists: 12
- Led ARK in Steals: 6
- Led ARK in Blocked Shots: 2
- Double-figure Pts: 9
- Double-figure Rebs: 0
- 20-pt gms - 30-pt gms: 3 - 0
- Gms with a 3PT Made: 9
- Gms with 3+ 3PT Made: 1
- Gms with 3+ Assists: 12
- Gms with 3+ Steals: 2
- Gms with 3+ Blks: 0
- Gms with 5+ Rebs: 8

BLACKS' PERSONAL BESTS

- POINTS**
Season: 26 (2x) LAST vs Creighton (11/22/22)
SEC: 23 at Auburn (01/07/23)
- FG MADE**
Season: 10 vs Creighton (11/22/22)
SEC: 5 at Auburn (01/07/23)
- FG ATTEMPTED**
Season: 18 vs Creighton (11/22/22)
SEC: 12 vs Alabama (01/11/23)
- 3-POINT FG MADE**
Season: 3 vs Louisville (11/21/22)
SEC: 1 vs Missouri (01/04/23)
- 3-PT FG ATTEMPTS**
Season: 6 vs Fordham (11/11/22)
SEC: 4 vs Missouri (01/04/23)
- FT MADE**
Season: 13 at Auburn (01/07/23)
SEC: 13 at Auburn (01/07/23)
- FT ATTEMPTED**
Season: 16 at Auburn (01/07/23)
SEC: 16 at Auburn (01/07/23)
- REBOUNDS**
Season: 8 (2x) LAST vs LSU (12/28/22)
SEC: 8 at LSU (12/28/22)
- ASSISTS**
Season: 6 (3x) LAST vs San Jose State (12/03/22)
SEC: 5 vs Missouri (01/04/23)
- STEALS**
Season: 4 vs South Dakota State (11/16/22)
SEC: 1 (3x) LAST at Auburn (01/07/23)
- BLOCKED SHOTS**
Season: 2 vs Bradley (12/17/22)
SEC: --
- MINUTES**
Season: 40:00 (2x) LAST vs LSU (12/28/22)
SEC: 40:00 at LSU (12/28/22)

ANTHONY BLACK CAREER STATISTICS

Year	GP	GS	Min	Avg	FG	FGA	Pct	3FG	3FGA	Pct	FT	FTA	Pct	Off	Def	Tot	Avg	PF	FO	Ast	TO	Blk	Stl	Pts	Avg
2022-23	16	16	542	33.9	62	135	.459	14	46	.304	54	78	.692	22	59	81	5.1	36	1	58	48	9	26	192	12.0

1 RICKY COUNCIL IV

G | Jr. | 6-6 | 205 | Durham, N.C. | Southern Durham HS / Wichita State

[@rickythe4th](#)
[@c4_hoops](#)

Including 2022-23, has **THREE** years of collegiate eligibility
Major: Recreation & Sport Management
Born on Aug. 3, 2001 in Durham, N.C.
The son of Rick and Ruth Council – has 2 older brothers, Ricky II & Ricky III



Was the **2022 American Athletic Conference Sixth Man of the Year** and made the **2021 AAC All-Freshman Team** ... Played two seasons at Wichita State and will have three years of eligibility remaining ... Was teammates with former Razorback Trey Wade at Wichita State in 2020-21 and the duo helped the Shockers win the AAC regular-season title and earn an NCAA Tournament berth.

DOUBLE-DOUBLES (2)

SOPHOMORE (at WSU)	(2)
02/02/22 • TULANE	12 pts 15 reb
02/20/22 • HOUSTON	17 Pts 10 reb

- Has led Arkansas in scoring a team-best six times ... Has scored in double digits in 15 of 16 games
- IN THE SEC: 1st Minutes (35:27; 35th NCAA) • 2nd in FG Made (100) • 3rd PPG (17.9; 62nd NCAA) • 3rd in FT Made (70)
- Named the SEC PLAYER OF THE WEEK (Dec. 5) ... Averaged 22.0 points (70% FG and 8-8 FT) in wins over Troy and San Jose State
- Has played all 40 minutes in regulation three times and all 20 minutes of a half 13 times.

2022-23 HIGHLIGHTS:

- FORDHAM: Led the team in scoring (15 points) ... For the first time in his career, saw action at point guard and responded with a **career-high seven assists**.
- LOUISVILLE: Had 15 points while **tying his career high with four steals and making 3 3-pointers**.
- CREIGHTON: Scored a season-high 24 points, attempting a career-high 19 shots, while playing all 40 minutes.
- SAN DIEGO STATE: Played 41:03 in the overtime win ... Scored 18 of his 19 points after halftime, including five of the Hogs' 1 overtime points.
- **SEC PLAYER OF THE WEEK (Dec. 5):** Versus Troy, scored a **game-high 27 (also his second-best career effort)** ... Had 19 points in the second half as Arkansas erased a two-point halftime deficit ... **Scored 11 points in a decisive 17-0 run** (all told, scored 13 in a 19-3 run to end the game) ... Made a career-high 12 field goals ... **Versus San Jose State**, scored 17 points and only missed one shot attempt (5-of-6 FG; 1-1 PT, 6-6 FT) ... Up three with 17:27 left, Arkansas went on a 23-7 runs with Council scoring all 10 of his second-half points ... Added three steals.
- OKLAHOMA: Scored a game-high 26 points - with three highlight reel dunks - and tied for the team lead with five assists.
- MISSOURI: Had a **season-high seven rebounds** and scored a game-high 25 points – **21 in the second half**.



- Led his team in Pts (ARK): 19 (6)
- Led his team in Rebs (ARK): 7 (0)
- Led his team in Assists (ARK): 5 (3)
- Double-figure Pts (ARK): 36 (14)
- Double-figure Rebs (ARK): 2 (0)
- Double-Doubles (ARK): 2 (0)
- 20-pt gms (ARK): 9 (5)
- 30-pt or more gms (ARK): 1 (0)
- Gms with a 3PT Made (ARK): 39 (12)
- Gms with 3+ 3PT Made (ARK): 4 (1)
- Gms with 3+ Assists (ARK): 13 (5)
- Gms with 3+ Blks (ARK): 0 (0)
- Gms with 3+ Steals (ARK): 8 (3)
- Gms with 5+ Rebs (ARK): 26 (2)

COUNCIL'S PERSONAL BESTS

POINTS	
Season: 27	vs Troy (11/28/22)
Career: 31	vs UCF (01/26/22)
SEC: 25	vs Missouri (01/04/23)

FG MADE	
Season: 12	vs Troy (11/28/22)
Career: 12	vs Troy (11/28/22)
SEC: 6	vs Missouri (01/04/23)

FG ATTEMPTED	
Season: 19 (2x)	LAST at LSU (12/28/22)
Career: 19	vs Creighton (11/22/22)
SEC: 19	at LSU (12/28/22)

3-POINT FG MADE	
Season: 3	vs Louisville (11/21/22)
Career: 3 (4x)	LAST vs Louisville (11/21/22)
SEC: 2 (2x)	LAST at Auburn (01/07/23)

3-PT FG ATTEMPTS	
Season: 7 (2x)	LAST vs Missouri (01/04/23)
Career: 7 (4x)	LAST vs Missouri (01/04/23)
SEC: 7	vs Missouri (01/04/23)

FT MADE	
Season: 11	vs Missouri (01/04/23)
Career: 16	vs UCF (01/26/22)
SEC: 11	vs Missouri (01/04/23)

FT ATTEMPTED	
Season: 13	vs Missouri (01/04/23)
Career: 20	vs UCF (01/26/22)
SEC: 13	vs Missouri (01/04/23)

REBOUNDS	
Season: 7	vs Missouri (01/04/23)
Career: 15	vs Tulane (01/12/22)
SEC: 7	vs Missouri (01/04/23)

ASSISTS	
Season: 7	vs Fordham (11/11/22)
Career: 7	vs Fordham (11/11/22)
SEC: 3	vs Alabama (01/11/23)

STEALS	
Season: 4	vs Louisville (11/21/22)
Career: 4 (2x)	LAST vs Louisville (11/21/22)
SEC: 3	at LSU (12/28/22)

BLOCKED SHOTS	
Season: 1 (4x)	LAST at Auburn (01/07/23)
Career: 2 (2x)	last at Tulane (01/29/22)
SEC: 1 (2x)	LAST at Auburn (01/07/23)

MINUTES	
Season: 41:03	vs San Diego State (11/23/22)
Career: 48:16	Houston (02/20/22)
SEC: 40:00	at LSU (12/28/22)

RICKY COUNCIL IV 2022-23 GAME STATS																			
Opponent	Date	GS	Min	FG	FGA	Pct	3FG	3A	Pct	FT	FTA	Pct	O	D	Tot	Avg	PF	FO	A
NORTH DAKOTA ST.	11/07/22	*	36	9	14	.643	1	2	.500	3	6	.500	1	2	3	3.0	1	0	2
FORDHAM	11/11/22	*	37	5	12	.417	1	3	.333	4	4	1.000	1	3	4	3.5	2	0	7
SOUTH DAKOTA ST.	11/16/22	*	30	8	12	.667	1	4	.250	2	3	.667	0	2	2	3.0	2	0	2
vs Louisville	11/21/22	*	35	6	13	.462	3	7	.429	0	0	.000	1	2	3	3.0	1	0	3
vs Creighton	11/22/22	*	40	9	19	.474	2	6	.333	4	4	1.000	1	2	3	3.0	3	0	3
vs San Diego St.	11/23/22	*	41	6	19	.316	0	3	.000	7	11	.636	1	2	3	3.0	3	0	4
TROY	11/28/22	*	39	12	18	.667	1	4	.250	2	2	1.000	2	1	3	3.0	2	0	2
SAN JOSE ST.	12/03/22	*	26	5	6	.833	1	1	1.000	6	6	1.000	0	3	3	3.0	1	0	1
UNC GREENSBORO	12/06/22	*	37	1	7	.143	0	3	.000	6	6	1.000	0	3	3	3.0	3	0	2
vs Oklahoma	12/10/22	*	40	10	15	.667	1	2	.500	5	7	.714	0	2	2	2.9	1	0	5
vs Bradley	12/17/22	*	36	4	10	.400	1	3	.333	7	8	.875	0	2	2	2.8	2	0	2
UNC ASHEVILLE	12/21/22	*	25	5	10	.500	0	1	.000	2	2	1.000	1	1	2	2.8	2	0	1
at LSU	12/28/22	*	40	5	19	.263	1	5	.200	2	5	.400	4	2	6	3.0	1	0	3
MISSOURI	01/04/23	*	31	6	15	.400	2	7	.286	11	13	.846	2	5	7	3.3	1	0	1
at Auburn	01/07/23	*	37	5	15	.333	2	6	.333	2	2	1.000	1	1	2	3.2	1	0	1
ALABAMA	01/11/23	*	36	4	10	.400	0	2	.000	7	9	.778	0	2	2	3.1	1	0	3
Totals			15	566	100	214	.467	17	59	.288	70	88	.795	15	35	50	3.1	27	0

RICKY COUNCIL IV CAREER STATISTICS																			
Year	GP	GS	Min	Avg	FG	FGA	Pct	3FG	3FGA	Pct	FT	FTA	Pct	Off	Def	Tot	Avg	PF	FO
2020-21 (WSU)	21	1	327	15.6	51	121	.422	12	27	.444	35	55	.636	16	56	72	3.4	18	0
2021-22 (WSU)	28	8	744	26.6	110	252	.437	26	85	.306	90	106	.849	36	115	151	5.4	38	2
2022-23 (ARK)	16	15	566	35.4	100	214	.467	17	59	.288	70	88	.795	15	35	50	3.1	27	0
All*	65	24	1637	25.2	261	587	.445	55	171	.322	195	249	.783	67	206	273	4.2	83	2

2

TREVON BRAZILE

F | So. (3) | 6-10 | 212 | Springfield, Mo. | Kickapoo HS / Missouri

@trevonbrazile2

@thetrevonbrazile

Including 2022-23, has **THREE** years of collegiate eligibility

Major: Communications

Born on Jan. 7, 2002 in Springfield, Mo.

The son of Phillip Brazile and Melissa Baldwin



DOUBLE-DOUBLES (2)


SOPHOMORE (at ARK)	(2)
11/07/22 • NORTH DAKOTA STATE	21 pts 12 reb
11/16/22 • SOUTH DAKOTA STATE	13 pts 10 reb

Trevon Brazile (*pronounced Trev-In "Brazil"*) played his freshman season (2021-22) at Missouri and has three remaining years of eligibility ... Ranked third in the SEC (47th in the NCAA) in blocked shots (1.92 avg).

- Suffered a season-ending knee (ACL) injury in the first half of the UNC Greensboro game.

2022-23 HIGHLIGHTS:

- NORTH DAKOTA STATE: In the season opener, recorded his **first career double-double** with a then career-high 21 points and a **career-high 12 rebounds** ... Was 7-of-14 FG and made a **career-high 3-of-6 3PT** ... Was also 4-of-5 FT.
- SOUTH DAKOTA STATE: Posted his **second career double-double** with 13 points (5-9 FG • 1-1 3PT • 2-2 FT) and 10 rebounds.
- CREIGHTON: Scored 17 making a career-high seven FG with a season-high three blocked shots.
- SAN DIEGO STATE: **For the first time in his career, led his team in scoring, pumping in 20** with nine rebounds ... For the third time this season, **tied his career high** with three 3's made ... Also played a **career-high 40:05 minutes** ... **Scored 18 of his 20 after halftime**, including 16 in the second half (4-of-7 FG • 3-of-4 3PT • 5-of-6 FT) ... **Tied his career high with two steals, one coming with Arkansas down two with seven seconds left** to set-up the game-tying basket.
- SAN JOSE STATE: For the second time in his career, led his team in scoring with a **career-high 23 points** ... Was 8-of-9 from the field (1-2 3PT) and 6-of-8 FT with five rebounds, two assists and two blocked shots ... Also had career highs in FG made (8) and FT made (6).



- Led his team in Pts (ARK): 2 (2)
- Led his team/ARK in Rebs: 12 (5)
- Led his team/ARK in Blk Shots: 25 (5)
- Double-figure Pts (ARK): 9 (4)
- Double-figure Rebs (ARK): 3 (2)
- 20-pt gms – 30-pt gms: (ARK) 3 (2) - 0
- Gms with a 3PT Made (ARK): 15 (5)
- Gms with 3+ 3PT Made (ARK): 3 (3)
- Gms with 3+ Blks (ARK): 6 (1)
- Gms with 5+ Rebs (ARK): 20 (6)

BRAZILE'S PERSONAL BESTS

POINTS

Season: 23	vs San Jose State (12/03/22)
Career: 23	vs San Jose State (12/03/22)
SEC: 11	at LSU (02/26/22)

FG MADE

Season: 8	vs San Jose State (12/03/22)
Career: 8	vs San Jose State (12/03/22)
SEC: 5	at LSU (02/26/22)

FG ATTEMPTED

Season: 14 (3x)	LAST vs San Diego State (11/23/22)
Career: 14 (2x)	LAST vs San Diego State (11/23/22)
SEC: 9	at LSU (02/26/22)

3-POINT FG MADE

Season: 3 (3x)	LAST vs San Diego State (11/23/22)
Career: 3 (3x)	LAST vs San Diego State (11/23/22)
SEC: 1 (7x)	vs Georgia (03/05/22)

3-PT FG ATTEMPTS

Season: 8	vs San Diego State (11/23/22)
Career: 8	vs San Diego State (11/23/22)
SEC: 2	at Georgia (02/02/22)

FT MADE

Season: 6	vs San Jose State (12/03/22)
Career: 6	vs San Jose State (12/03/22)
SEC: 3	vs Tennessee (02/22/22)

FT ATTEMPTED

Season: 8 (2x)	LAST vs San Jose State (12/03/22)
SEC: 8 (2x)	LAST vs San Jose State (12/03/22)
Career: 7	vs Ole Miss (03/09/22)

REBOUNDS

Season: 12	vs North Dakota State (11/07/22)
Career: 12	vs North Dakota State (11/07/22)
SEC: 10	vs Georgia (03/05/22)

ASSISTS

Season: 2	vs San Jose State (12/03/22)
Career: 3	vs Alabama (01/08/22)
SEC: 3	vs Alabama (01/08/22)

STEALS

Season: 2 (2x)	LAST vs Troy (11/28/22)
Career: 2 (5x)	LAST vs Troy (11/28/22)
SEC: 2	vs Texas A&M (01/15/22)

BLOCKED SHOTS

Season: 3	vs Creighton (11/22/22)
Career: 6	vs Illinois (12/22/21)
SEC: 4 (2x)	vs Georgia (03/05/22)

MINUTES

Season: 40:05	vs San Diego State (11/23/22)
Career: 40:05	vs San Diego State (11/23/22)
SEC: 28:23	at LSU (02/26/22)

TREVON BRAZILE 2022-23 GAME STATS

Opponent	Date	GS	Min	FG	FGA	Pct	3FG	3A	Pct	FT	FTA	Pct	O	D	Tot	Avg	PF	FO	A	TO	Blk	Stl	Pts	Avg
NORTH DAKOTA ST.	11/07/22	32	7	14	.500	3	6	.500	4	5	.800	1	11	12	12.0	2	0	1	2	1	0	21	21.0	
FORDHAM	11/11/22	32	3	7	.429	0	2	.000	2	3	.667	4	4	8	10.0	3	0	1	2	1	1	8	14.5	
SOUTH DAKOTA ST.	11/16/22	29	5	9	.556	1	1	1.000	2	2	1.000	2	8	10	10.0	3	0	2	4	2	1	13	14.0	
vs Louisville	11/21/22	14	0	2	.000	0	2	.000	1	2	.500	0	2	2	8.0	3	0	0	2	0	1	1	10.8	
vs Creighton	11/22/22	32	7	14	.500	3	5	.600	0	1	.000	1	5	6	7.6	5	1	2	1	3	1	17	12.0	
vs San Diego St.	11/23/22	40	6	14	.429	3	8	.375	5	8	.625	0	9	9	7.8	3	0	0	1	0	2	20	13.3	
TROY	11/28/22	25	1	5	.200	0	2	.000	1	2	.500	0	0	0	6.7	2	0	1	5	0	2	3	11.9	
SAN JOSE ST.	12/03/22	30	8	9	.889	1	2	.500	6	8	.750	0	5	5	6.5	2	0	2	2	2	1	23	13.3	
UNC GREENSBORO	12/06/22	9	0	3	.000	0	1	.000	0	0	.000	1	1	2	6.0	0	0	0	1	2	0	0	11.8	
vs Oklahoma	12/10/22	DNP-Inj																						
vs Bradley	12/17/22	DNP-Inj																						
UNC ASHEVILLE	12/21/22	DNP-Inj																						
at LSU	12/28/22	DNP-Inj																						
MISSOURI	01/04/23	DNP-Inj																						
at Auburn	01/07/23	DNP-Inj																						
ALABAMA	01/11/23	DNP-Inj																						
Totals		0	243	37	77	.481	11	29	.379	21	31	.677	9	45	54	6.0	23	1	9	20	11	9	106	11.8

TREVON BRAZILE CAREER STATISTICS

Year	GP	GS	Min	Avg	FG	FGA	Pct	3FG	3FGA	Pct	FT	FTA	Pct	Off	Def	Tot	Avg	PF	FO	Asst	TO	Blk	Stl	Pts	Avg
2021-22 (MISSOURI)	24	22	507	21.1	57	105	.543	10	31	.323	27	46	.587	28	92	120	5.0	30	0	18	27	46	10	151	6.3
2022-23 (ARK)	9	0	243	27.0	37	77	.481	11	29	.379	21	31	.677	9	45	54	6.0	23	1	9	20	11	9	106	11.8
CAREER	33	22	750	22.7	94	182	.516	21	60	.350	48	77	.623	37	137	174	5.3	53	1	27	47	57	10	257	7.8

3

NICK SMITH JR.

G | Fr. | 6-5 | 185 | Jacksonville, Ark. | North Little Rock HS

@ntsmith1402

@lif3nick

Including 2022-23, has **FOUR** years of collegiate eligibility
Major: Recreation a& Sport Management
Born on April 18, 2004 in Jacksonville, Ark.
The son of Nicholas Sr. and Candace Smith

**SMITH'S PRESEASON HONORS**

- John R. Wooden Award Preseason Watch List
- NABC Division I Player of the Year Watch List
- Jersey Mike's Naismith Trophy Men's Player of the Year Preseason Watch List
- Jerry West Award Watch List
- All-American: 2nd team (CBSsports.com) - 3rd team (Sporting News) - 4th team (Blue Ribbon Magazine)
- National Newcomer of the Year (Blue Ribbon Magazine)
- National Freshman of the Year (CBSsports.com)
- Jay Bilas Preseason Freshman All-America Team (ESPN.com)
- #1 on ESPN.com national Impact Newcomer list
- #2 on national Impact Freshmen lists by Andy Katz/NCAA.com and CBSsports.com
- SEC Freshman of the Year: CBSsports.com and Blue Ribbon Magazine
- First Team All-SEC: SEC media - SEC coaches - Blue Ribbon Magazine

Consensus Top 6 pick on the 2023 NBA mock draft websites, including most predicting him as the #1 college player selected.

**NATIONAL RECRUITING RANKINGS**

- #2 on the SI99 All-American list
- 247Sports ★★★★★ #1 nation #1 CG
- Rivals ★★★★★ #2 nation #1 PG
- ESPN ★★★★★ #3 nation #1 SG
- 247Composite ★★★★★ #3 nation #2 CG

2022 USA TODAY National High School Boy's Basketball Player of the Year

- The overall top rated high school prospect by 247Sports and consensus top-3 player in the country
- Top rated combo guard in the nation (247Sports) - Top rated point guard in the nation (Rivals) - Top rated shooting guard in the nation (ESPN)
- Played in the McDonald's All-American and was co-MVP at the Jordan Brand Classic 27 points (5-of-7 3PT)
- 1 of the top 3-highest rated players to ever sign with Arkansas trailing Corliss Williamson (ranked #1 or #2 by all the recruiting services) and Al Jefferson (ranked #3 by 247Sports and #4 by Rivals in 2004).

- Named the CBS Sports/USBWA National Freshman of the Week (Dec. 13) and Dick Vitale's "Diaper Dandy" Star of the Week (Dec. 12)
- Named SEC co-Freshman of the Week (Dec. 12)

2022-23 HIGHLIGHTS:

- TROY: After missing the first six games due to injury, saw his first official collegiate action (playing on the condition of minutes restriction) ... Checked in at 14:08 and played six full minutes but did not re-enter the game.
- SAN JOSE STATE: In his first meaningful action (and start), scored 16 points (3-of-5 3PT) with five assists and zero turnovers.
- Named **SEC co-FRESHMAN OF THE WEEK** • **CBS/USBWA NATIONAL FRESHMAN OF THE WEEK** • **DICK VITALE "DIAPER DANDY" STAR OF THE WEEK** ... Scored 22 of Arkansas' 65 points (34%) versus UNC Greensboro, including 16 in the second half in the come-from-behind win ... Was 9-of-11 at the line and led the team with three assists ... Had a steal and old-fashion 3-point play late in the game to propel the Hogs to the win ... Versus Oklahoma, scored 21 points, including 11 in the second half as Arkansas outscored the Sooners 45-38 ... All 11 of his second-half points came in a 26-15 run as the Hogs went from up five to up 14.

NICK SMITH JR. 2022-23 GAME STATS

Opponent	Date	GS	Min	FG	FGA	Pct	3FG	3A	Pct	FT	FTA	Pct	O	D	Tot	Avg	PF	FO	A	TO	Blk	Stl	Pts	Avg	
NORTH DAKOTA ST.	11/07/22	DNP-Inj																							
FORDHAM	11/11/22	DNP-Inj																							
SOUTH DAKOTA ST.	11/16/22	DNP-Inj																							
vs Louisville	11/21/22	DNP-Inj																							
vs Creighton	11/22/22	DNP-Inj																							
vs San Diego St.	11/23/22	DNP-Inj																							
TROY	11/28/22		6	0	2	.000	0	1	.000	0	0	.000	1	0	1	1.0	0	0	0	0	0	0	0	0.0	
SAN JOSE ST.	12/03/22	*	24	6	14	.429	3	5	.600	1	2	.500	0	1	1	1.0	1	0	5	0	0	0	16	8.0	
UNC GREENSBORO	12/06/22	*	39	6	14	.429	1	5	.200	9	11	.818	0	4	4	2.0	1	0	3	2	1	1	22	12.7	
vs Oklahoma	12/10/22	*	30	8	16	.500	1	5	.200	4	4	1.000	0	2	2	2.0	3	0	1	2	0	1	21	14.8	
vs Bradley	12/17/22	*	21	1	8	.125	1	4	.250	2	2	1.000	1	0	1	1.8	1	0	0	2	0	1	5	12.8	
UNC ASHEVILLE	12/21/22	DNP-Inj																							
at LSU	12/28/22	DNP-Inj																							
MISSOURI	01/04/23	DNP-Inj																							
at Auburn	01/07/23	DNP-Inj																							
ALABAMA	01/11/23	DNP-Inj																							
Totals			4	120	21	54	.389	6	20	.300	16	19	.842	2	7	9	1.8	6	0	9	6	1	3	64	12.8

SMITH'S PERSONAL BESTS

POINTS	Season: 22	vs UNC Greensboro (12/06/22)
SEC:		
FG MADE	Season: 8	vs Oklahoma (12/10/22)
SEC:		
FG ATTEMPTED	Season: 16	vs Oklahoma (12/10/22)
SEC:		
3-POINT FG MADE	Season: 3	vs San Jose State (12/03/22)
SEC:		
3-PT FG ATTEMPTS	Season: 5 (2x)	LAST vs UNC Greensboro (12/06/22)
SEC:		
FT MADE	Season: 9	vs UNC Greensboro (12/06/22)
SEC:		
FT ATTEMPTED	Season: 11	vs UNC Greensboro (12/06/22)
SEC:		
REBOUNDS	Season: 4	vs UNC Greensboro (12/06/22)
SEC:		
ASSISTS	Season: 5	vs San Jose State (12/03/22)
SEC:		
STEALS	Season: 1	vs UNC Greensboro (12/06/22)
SEC:		
BLOCKED SHOTS	Season: 1	vs UNC Greensboro (12/06/22)
SEC:		
MINUTES	Season: 38:53	vs UNC Greensboro (12/06/22)
SEC:		

NICK SMITH JR. CAREER STATISTICS

Year	GP	GS	Min	Avg	FG	FGA	Pct	3FG	3FGA	Pct	FT	FTA	Pct	Off	Def	Tot	Avg	PF	FO	Ast	TO	Blk	Stl	Pts	Avg
2022-23	5	4	120	24.0	21	54	.389	6	20	.300	16	19	.842	2	7	9	1.8	6	0	9	6	1	3	64	12.8

4

DAVONTE "DEVO" DAVIS

G | Jr. | 6-4 | 185 | Jacksonville, Ark. | Jacksonville HS

@MrDevoBuckets

@devofor3

Including 2022-23, has **THREE** years of collegiate eligibility
Major: Recreation & Sport Management
Born on Sept. 24, 2001, in Jacksonville, Ark.
The son Terrie Davis and grandson of Yvette Davis



DOUBLE-DOUBLES (2)

JUNIOR	(2)
12/06/22 • UNC GREENSBORO	10 pts 10 reb
01/11/23 • ALABAMA	16 pts 10 reb

Named to the **SEC First-Year Academic Honor Roll** (2020-21), the **2021-22 SEC Winter Academic Honor Roll** and the **2022-23 SEC Winter Academic Honor Roll**.

Made the **Department's Honor Roll** (3.0-3.49 GPA) for **Fall 2020**, **Spring 2021**, **Fall of 2021** and **Fall 2022**.

THE ONLY CURRENT RAZORBACK PLAY IN EACH OF ARKANSAS' BACK-TO-BACK ELITE 8 RUNS.

"DEVO IS PLAYING ELITE DEFENSE RIGHT NOW," HEAD COACH ERIC MUSSELMAN

• Was 2-of-23 from 3-point range in games 1-11 but is 4-of-16 from deep the last five games

2022-23 HIGHLIGHTS:

- NORTH DAKOTA ST: Scored 18 and was +20
- FORDHAM: Dished out five assists and with three steals.
- SOUTH DAKOTA ST: For the eighth time in his career, made multiple 3-pointers (7 times with 2 triples made and once with 4)
- LOUISVILLE: Played a key role in holding El Ellis to 11 points on 4-of-16 shooting.
- UNCG: Recorded his **first career double-double** with 10 points and a **career-high 10 rebounds** (9 defensive) ... Tied his season high with three steals.
- BRADLEY: Tied his career high with five steals, led the team with seven rebounds and dished out three assists.
- @ LSU: Led the Razorbacks with 16 points ... **Played a career-high 39:52**, including all 20 minutes in the second half ... Added six rebounds, two assists and two steals.
- MISSOURI: Although he had five turnovers, he tied for the team lead with five assists, adding 10 points, five rebounds and a team-best three steals ... Was +11 while tasked with holding leading scorer D'Moi Hodge to six points (2-of-4 FG, 2-of-4 FT).
- ALABAMA: Posted his **second career double-double with 16 points and career-high tying 10 rebounds** ... Drained a pair of 3 pointers ... In addition to leading the team in points and rebounds, led the team in assists (3) and steals (2) and did not commit a turnover in 38:29 played.



• Led the Razorbacks in Pts:.....	6
• Led the Razorbacks in Rebs:.....	4
• Led the Razorbacks in Assists:.....	18
• Led the Razorbacks in Steals:.....	18
• Double-figure Pts:.....	33
• Double-figure Rebs:.....	2
• Double-Doubles:.....	2
• 20-pt gms:.....	2
• Gms with a 3PT FG:.....	17
• Gms with 3+ 3PT FG:.....	1
• Gms with 3+ Assists:.....	30
• Gms with 3+ Steals:.....	8
• Gms with 5+ Rebs:.....	31

DAVIS' PERSONAL BESTS

POINTS

Season: 18	vs North Dakota State (11/07/22)
SEC: 20	vs Georgia (01/09/21)
Career: 26	vs Oklahoma (12/11/21)

FG MADE

Season: 6	vs North Dakota State (11/07/22)
Career: 9 (2x)	vs Oklahoma (12/11/21)
SEC: 9	vs Georgia (01/09/21)

FG ATTEMPTED

Season: 18	at LSU (12/28/22)
Career: 21	vs Oklahoma (12/11/21)
SEC: 18	at LSU (12/28/22)

3-POINT FG MADE

Season: 2 (3x)	LAST vs Alabama (01/11/23)
Career: 4	vs Oklahoma (12/11/21)
SEC: 2 (6x)	vs Alabama (01/11/23)

3-PT FG ATTEMPTS

Season: 8	at LSU (12/28/22)
Career: 8 (2x)	LAST at LSU (12/28/21)
SEC: 8	at LSU (12/28/22)

FT MADE

Season: 6	vs North Dakota State (11/07/22)
Career: 9	at Texas A&M (01/08/22)
SEC: 9	at Texas A&M (01/08/22)

FT ATTEMPTED

Season: 8	vs North Dakota State (11/07/22)
Career: 10	at Texas A&M (01/08/22)
SEC: 10	at Texas A&M (01/08/22)

REBOUNDS

Season: 10 (2x)	LAST vs Alabama (01/11/23)
Career: 10 (2x)	LAST vs Alabama (01/11/23)
SEC: 10	vs Alabama (01/11/23)

ASSISTS

Season: 5 (3x)	LAST vs Missouri (01/04/23)
Career: 8	vs Charlotte (12/07/21)
SEC: 7	at Texas A&M (01/08/22)

STEALS

Season: 5	vs Bradley (12/17/22)
Career: 5 (2x)	LAST vs Bradley (12/17/22)
SEC: 5	vs Auburn (02/08/22)

BLOCKED SHOTS

Season: 1 (3x)	LAST vs Alabama (01/11/23)
Career: 2	vs Colgate (03/19/21)
SEC: 1 (4x)	LAST vs Alabama (01/11/23)

MINUTES

Season: 39:52	vs LSU (12/28/22)
Career: 39:52	vs LSU (12/28/22)
SEC: 39:52	at LSU (12/28/22)

DAVONTE DAVIS 2022-23 GAME STATS

Opponent	Date	GS	Min	FG	FGA	Pct	3FG	3A	Pct	FT	FTA	Pct	O	D	Tot	Avg	PF	FO	A	TO	Blk	Stl	Pts	Avg
NORTH DAKOTA ST.	11/07/22	*	39	6	14	.429	0	2	.000	6	8	.750	0	6	6	6.0	1	0	0	5	1	2	18	18.0
FORDHAM	11/11/22	*	29	3	12	.250	0	3	.000	1	2	.500	0	3	3	4.5	1	0	5	1	0	3	7	12.5
SOUTH DAKOTA ST.	11/16/22	*	33	5	10	.500	2	5	.400	1	2	.500	0	2	2	3.7	1	0	3	1	0	1	13	12.7
vs Louisville	11/21/22	*	31	1	4	.250	0	3	.000	0	0	.000	0	0	0	2.8	4	0	5	1	0	0	2	10.0
vs Creighton	11/22/22	*	39	3	9	.333	1	4	.250	2	2	1.000	0	3	3	2.8	4	0	2	0	0	1	9	9.8
vs San Diego St.	11/23/22	*	17	1	4	.250	0	2	.000	0	0	.000	1	1	2	2.7	0	0	1	1	0	0	2	8.5
TROY	11/28/22	DNP																						
SAN JOSE ST.	12/03/22		23	0	2	.000	0	1	.000	0	0	.000	0	1	1	2.4	2	0	3	0	1	0	0	7.3
UNC GREENSBORO	12/06/22		29	3	13	.231	0	3	.000	4	4	1.000	1	9	10	3.4	4	0	0	3	0	3	10	7.6
vs Oklahoma	12/10/22		24	1	4	.250	0	0	.000	3	5	.600	1	1	2	3.2	3	0	2	0	0	1	5	7.3
vs Bradley	12/17/22		30	3	9	.333	1	2	.500	0	0	.000	3	4	7	3.6	0	0	3	1	0	5	7	7.3
UNC ASHEVILLE	12/21/22	*	28	3	5	.600	1	2	.500	2	2	1.000	1	1	2	3.5	1	0	3	2	0	0	9	7.5
at LSU	12/28/22	*	40	7	18	.389	2	8	.250	0	0	.000	0	6	6	3.7	1	0	2	1	0	2	16	8.2
MISSOURI	01/04/23	*	37	5	10	.500	0	2	.000	0	0	.000	1	4	5	3.8	3	0	5	5	0	3	10	8.3
at Auburn	01/07/23	*	24	1	5	.200	0	2	.000	0	0	.000	0	2	2	3.6	2	0	2	1	0	0	2	7.9
ALABAMA	01/11/23	*	39	6	17	.353	2	3	.667	2	2	1.000	0	10	10	4.1	2	0	3	0	1	2	16	8.4
Totals		11	462	48	136	.353	9	42	.214	21	27	.778	8	53	61	4.1	29	0	39	22	3	23	126	8.4

DAVONTE DAVIS CAREER STATISTICS

Year	GP	GS	Min	Avg	FG	FGA	Pct	3FG	3FGA	Pct	FT	FTA	Pct	Off	Def	Tot	Avg	PF	FO	Ass	TO	Blk	Stl	Pts	Avg
2020-21	30	17	716	23.9	109	229	.476	2	13	.154	34	45	.756	36	98	134	4.5	70	0	64	48	5	35	254	8.5
2021-22	37	14	1021	27.6	114	266	.429	20	74	.270	58	82	.707	42	96	138	3.7	95	1	102	67	0	35	306	8.3
2022-23	15	11	462	30.8	48	136	.353	9	42	.214	21	27	.778	8	53	61	4.1	29	0	39	22	3	23	126	8.4
CAREER	82	42	2199	26.8	271	631	.429	31	129	.240	113	154	.734	86	247	333	4.1	194	1	205	137	8	93	686	8.4

5

JOSEPH PINION

G | Fr. | 6-5 | 190 | Morrilton, Ark. | Morrilton HS

@josephpinion2

@josephpinion1

Including 2022-23, has **FOUR** years of collegiate eligibility

Major: TBA (Arts & Sciences)

Born on Nov. 17, 2003 in Russellville, Ark.

The son of Craig and Gail Pinion

Made the **Department's Honor Roll** (3.0-3.49 GPA) for **Fall 2022**.

• McDonald's All-American Nominee

• Two-time (2021 and 2022) Arkansas Democrat-Gazette first team All-Arkansas Preps (all divisions)

• **Games 1-11:** 11 points / 3-9 FG / 1-4 3PT / 0 assists / 24 minutes
Game 12 vs UNCA: 10 points / 4-6 FG / 2-4 3PT / 3 assists / 19 minutes

• **Games 1-13:** 21 points / 7-16 FG / 3-9 3PT / 3 assists / 45 minutes
Game 14 vs Mizzou: 13 points / 4-7 FG / 3-6 3PT / 0 assists / 27 minutes


2022-23 HIGHLIGHTS:

• FORDHAM: Scored his first collegiate points and added his first collegiate steal.

• SAN JOSE STATE: Had five points, making his first collegiate 3-pointer ... Added two rebounds

• UNCA: Had a breakout game with the absence of Nick Smith Jr. ... Scored points (10), assists (3), 3's made (2), FG made (4) and minutes (18:40)

• MISSOURI: Sparked Arkansas' comeback win ... Led the team with +15 to help the Hogs erase a 17-point deficit ... Pumped in a season-high 13 points, making 3-of-6 from 3-point range Played a season-high 27:28.



NATIONAL RECRUITING RANKINGS

• #95 on the SI99 All-American list
 • 247Composite ★★★★★ #94 nation #23 SF
 • ESPN ★★★★★ #89 nation #17 SG
 • Rivals ★★★★★ #131 nation #33 SF
 • 247Sports ★★★ #142 nation #32 SF

• Led ARK in Pts: 0
 • Led ARK in Rebs: 0
 • Led ARK in Assists: 0
 • Double-figure Pts:..... 2
 • Double-figure Rebs:..... 0
 • 20-pt gms - 30-pt gms:..... 0 - 0
 • Gms with a 3PT Made:..... 3
 • Gms with 3+ 3PT Made: 1
 • Gms with 3+ Assists: 1
 • Gms with 3+ Steals:..... 0
 • Gms with 3+ Blks:..... 0
 • Gms with 5+ Rebs:..... 0

JOSEPH PINION 2022-23 GAME STATS

Opponent	Date	GS	Min	FG	FGA	Pct	3FG	3A	Pct	FT	FTA	Pct	O	D	Tot	Avg	PF	FO	A	TO	Blk	Stl	Pts	Avg
NORTH DAKOTA ST.	11/07/22	3	0	0	.000	0	0	.000	0	0	.000	0	0	0	0.0	1	0	0	0	0	0	0	0	0.0
FORDHAM	11/11/22	4	1	1	1.000	0	0	.000	0	0	.000	0	0	0	0.0	1	0	0	0	0	1	2	1.0	
SOUTH DAKOTA ST.	11/16/22	5	0	4	.000	0	3	.000	2	2	1.000	0	0	0	0.0	1	0	0	0	0	0	0	2	1.3
vs Louisville	11/21/22	4	0	1	.000	0	0	.000	2	2	1.000	0	2	2	0.5	2	0	0	0	0	0	0	2	1.5
vs Creighton	11/22/22	0	0	0	.000	0	0	.000	0	0	.000	0	0	0	0.4	0	0	0	0	0	0	0	0	1.2
vs San Diego St.	11/23/22	DNP																						
TROY	11/28/22	2	0	0	.000	0	0	.000	0	0	.000	0	1	1	0.5	0	0	0	0	0	0	0	0	1.0
SAN JOSE ST.	12/03/22	5	2	3	.667	1	1	1.000	0	0	.000	1	1	2	0.7	1	0	0	0	0	0	0	5	1.6
UNC GREENSBORO	12/06/22	DNP																						
vs Oklahoma	12/10/22	DNP																						
vs Bradley	12/17/22	1	0	0	.000	0	0	.000	0	0	.000	0	1	1	0.8	0	0	0	0	0	0	0	0	1.4
UNC ASHEVILLE	12/21/22	19	4	6	.667	2	4	.500	0	0	.000	0	1	1	0.8	0	0	3	0	0	0	1	10	2.3
at LSU	12/28/22	2	0	1	.000	0	1	.000	0	0	.000	0	0	0	0.7	0	0	0	0	0	0	0	0	2.1
MISSOURI	01/04/23	27	4	7	.571	3	6	.500	2	2	1.000	1	0	1	0.7	4	0	0	0	0	1	13	3.1	
at Auburn	01/07/23	14	0	1	.000	0	1	.000	0	0	.000	0	1	1	0.8	2	0	0	0	0	1	0	2.8	
ALABAMA	01/11/23	1	0	0	.000	0	0	.000	0	0	.000	0	0	0	0.7	1	0	0	0	0	0	0	2.6	
Totals		0	87	11	24	.458	6	16	.375	6	6	1.000	2	7	9	0.7	13	0	3	0	4	34	2.6	

PINION'S PERSONAL BESTS

POINTS

Season: 13 vs Missouri (01/04/23)

SEC: 13 vs Missouri (01/04/23)

FG MADE

Season: 4 (2x) LAST vs Missouri (01/04/23)

SEC: 4 vs Missouri (01/04/23)

FG ATTEMPTED

Season: 7 vs Missouri (01/04/23)

SEC: 7 vs Missouri (01/04/23)

3-POINT FG MADE

Season: 3 vs Missouri (01/04/23)

SEC: 3 vs Missouri (01/04/23)

3-PT FG ATTEMPTS

Season: 6 vs Missouri (01/04/23)

SEC: 6 vs Missouri (01/04/23)

FT MADE

Season: 2 (3x) LAST vs Missouri (01/04/23)

SEC: 2 vs Missouri (01/04/23)

FT ATTEMPTED

Season: 2 (3x) LAST vs Missouri (01/04/23)

SEC: 2 vs Missouri (01/04/23)

REBOUNDS

Season: 2 vs San Jose State (12/03/22)

SEC: 1 vs Missouri (01/04/23)

ASSISTS

Season: 3 vs UNC Asheville (12/21/22)

SEC: --

STEALS

Season: 1 (4x) LAST at Auburn (01/07/23)

SEC: 1 (2x) LAST at Auburn (01/07/23)

BLOCKED SHOTS

Season: --

SEC: --

MINUTES

Season: 27:28 vs Missouri (01/04/23)

SEC: 27:28 vs Missouri (01/04/23)

JOSEPH PINION CAREER STATISTICS

Year	GP	GS	Min	Avg	FG	FGA	Pct	3FG	3FGA	Pct	FT	FTA	Pct	Off	Def	Tot	Avg	PF	FO	Asst	TO	Blk	Stl	Pts	Avg
2022-23	13	0	87	6.7	11	24	.458	6	16	.375	6	6	1.000	2	7	9	0.7	13	0	3	0	0	4	34	2.6

11 JALEN GRAHAM

F | Sr. | 6-9 | 225 | Phoenix, Ariz. | Mountain Pointe HS / Arizona State

 @jalengrahamm5
 @jalengrahamm

Including 2022-23, has **TWO** years of collegiate eligibility
 Major: Sociology
 Born on Born on April 4, 2001 in Le Grand, Calif.
 The son Susie Graham



DOUBLE-DOUBLES (4)

SOPHOMORE (at ASU)	(3)
01/25/21 • at Arizona State	14 pts 11 reb
02/14/21 • at Oregon State	14 pts 11 reb
02/27/21 • WASHINGTON STATE	11 pts 12 reb
JUNIOR (at ASU)	(1)
02/05/22 • UCLA	16 pts 10 reb

Joined the Razorback program after playing three seasons at Arizona State. Graham has two years of eligibility remaining ... Played in 73 career games at Arizona State, including 43 starts, and tallied 546 career points (7.0 avg.) with 315 career rebounds (4.4 avg.). He additionally recorded 90 blocked shots (1.2 per game).

•ON A 40-MINUTE BASIS: Team leader at 20.3 points and 13.0 rebounds

2022-23 HIGHLIGHTS:

- FORDHAM: Did not play in the opener and did not check into the Fordham game until the 11:29 mark of the second half ... Finished with 10 points (5-of-7 FG) with four rebounds and an assist in 11:21 minutes played.
- SOUTH DAKOTA STATE: Only played eight minutes but pulled down six rebounds – five defensive.
- SAN JOSE STATE: After playing just 27 minutes (and three DNPs) with 20 points through the first seven games, made a huge impact playing 11:39 minutes – all in the second half ... Checked in at the 13:31 mark and the Hogs were up 14 ... **Scored 11 points (4-of-5 FG and 3-of-3 FT) in his 11:39 minutes played and the Hogs led by 37 when he checked out (1:52 left)** ... Added six rebounds - tying a season high
- UNCA: Led the Razorbacks in scoring (**first time to lead UA and just fourth time in four years to lead his team**) ... Scored a season-high 16 points on 8-of-10 shooting (8 FG made was one shy of career high) ... Added two steals and drew a charge in a season-high 19:28 played.
- @ AUBURN: Had five points and six rebounds in 12:16 with a dunk.
- ALABAMA: Tied for the team lead and **tied his season high with 16 points** (8-of-10 FG) ... Added five rebounds.



- Led his team in Pts (ARK): 5 (2)
- Led his team in Rebs (ARK):15 (1)
- Led his team in Assists (ARK): 3 (0)
- Double-figure Pts (ARK):.....27 (2)
- Double-figure Rebs (ARK):..... 4 (0)
- 20-pt gms – 30-pt gms (ARK):..... 0 – 0 (0)
- Gms with a 3PT Made (ARK):..... 1 (0)
- Gms with 3+ Assists (ARK): 10 (0)
- Gms with 3+ Blks (ARK):..... 7 (0)
- Gms with 5+ Rebs (ARK):..... 31 (4)

PERSONAL BESTS

POINTS

Season: 16 (2x) LAST vs Alabama (01/11/23)
 Career: **19** vs Southern Cal (02/03/22)
 SEC: 16 vs Alabama (01/11/23)

FG MADE

Season: 8 (2x) LAST vs Alabama (01/11/23)
 Career: **9** vs Southern Cal (02/03/22)
 SEC: 8 vs Alabama (01/11/23)

FG ATTEMPTED

Season: 10 (2x) LAST vs Alabama (01/11/23)
 Career: **14 (2x) LAST vs Southern Cal (02/03/22)**
 SEC: 10 vs Alabama (01/11/23)

3-POINT FG MADE

Season: --
 Career: **1** vs Oregon (02/17/22)
 SEC: --

3-PT FG ATTEMPTS

Season: 1 vs Alabama (01/11/23)
 Career: **2 (2x) last vs Oregon (02/17/22)**
 SEC: 1 vs Alabama (01/11/23)

FT MADE

Season: 3 vs San Jose State (12/03/22)
 Career: **6 (2x) last vs Stanford (03/05/22)**
 SEC: 1 at Auburn (01/07/23)

FT ATTEMPTED

Season: 3 vs San Jose State (12/03/22)
 Career: **8 (2x) last vs Stanford (03/05/22)**
 SEC: 5 at Auburn (01/07/23)

REBOUNDS

Season: 6 (3x) LAST at Auburn (01/07/23)
 Career: **12** vs Washington State (02/27/21)
 SEC: 6 at Auburn (01/07/23)

ASSISTS

Season: 1 (3x) LAST vs Alabama (01/11/23)
 Career: **6** vs UCLA (02/05/22)
 SEC: 1 vs Alabama (01/11/23)

STEALS

Season: 2 vs UNC Asheville (12/21/22)
 Career: **3 (3x) last at Southern Cal (01/24/22)**
 SEC: --

BLOCKED SHOTS

Season: 1 (3x) LAST vs Alabama (01/11/23)
 Career: **5** vs Colorado (11/08/19)
 SEC: 1 vs Alabama (01/11/23)

MINUTES

Season: 19:28 vs UNC Asheville (12/21/22)
 Career: **39:36** vs UCLA (02/05/22)
 SEC: 19:10 vs Alabama (01/11/23)

JALEN GRAHAM 2022-23 GAME STATS

Opponent	Date	GS	Min	FG	FGA	Pct	3FG	3A	Pct	FT	FTA	Pct	O	D	Tot	Avg	PF	FO	A	TO	Blk	Stl	Pts	Avg
NORTH DAKOTA ST.	11/07/22	DNP																						
FORDHAM	11/11/22	11	5	7	.714	0	0	.000	0	0	.000	3	1	4	4.0	3	0	1	1	0	0	10	10.0	
SOUTH DAKOTA ST.	11/16/22	8	1	4	.250	0	1	.000	0	2	.000	1	5	6	5.0	1	0	2	0	0	2	6.0		
vs Louisville	11/21/22	6	4	5	.800	0	0	.000	0	0	.000	1	0	1	3.7	1	0	0	1	0	0	8	6.7	
vs Creighton	11/22/22	DNP																						
vs San Diego St.	11/23/22	2	0	0	.000	0	0	.000	0	0	.000	0	0	0	2.8	0	0	0	0	0	0	0	5.0	
TROY	11/28/22	DNP																						
SAN JOSE ST.	12/03/22	12	4	5	.800	0	0	.000	3	3	1.000	1	5	6	3.4	0	0	1	2	0	1	11	6.2	
UNC GREENSBORO	12/06/22	3	0	1	.000	0	0	.000	0	0	.000	1	0	1	3.0	0	0	0	1	0	0	0	5.2	
vs Oklahoma	12/10/22	3	0	0	.000	0	0	.000	1	2	.500	1	0	1	2.7	0	0	0	1	0	1	1	4.6	
vs Bradley	12/17/22	11	2	4	.500	0	0	.000	2	4	.500	0	2	2	2.6	3	0	1	1	1	0	6	4.8	
UNC ASHEVILLE	12/21/22	19	8	10	.800	0	0	.000	0	0	.000	1	2	3	2.7	2	0	1	1	1	2	16	6.0	
at LSU	12/28/22	3	0	0	.000	0	0	.000	0	0	.000	0	1	1	2.5	2	0	0	2	0	0	0	5.4	
MISSOURI	01/04/23	2	0	0	.000	0	0	.000	0	0	.000	0	0	0	2.3	0	0	0	0	0	0	0	4.9	
at Auburn	01/07/23	12	2	6	.333	0	0	.000	1	5	.200	3	3	6	2.6	2	0	0	1	0	0	5	4.9	
ALABAMA	01/11/23	19	8	10	.800	0	1	.000	0	0	.000	1	4	5	2.8	2	0	1	1	1	0	16	5.8	
Totals		0	111	34	52	.654	0	2	.000	7	16	.438	13	23	36	2.8	16	0	5	14	3	4	75	5.8

JALEN GRAHAM CAREER STATISTICS

Year	GP	GS	Min	Avg	FG	FGA	Pct	3FG	3FGA	Pct	FT	FTA	Pct	Off	Def	Tot	Avg	PF	FO	Ass	TO	Blk	Stl	Pts	Avg
2019-20 (ASU)	28	2	304	10.9	42	61	.689	0	0	.000	5	14	.357	34	43	77	2.8	49	0	11	21	29	6	89	3.2
2020-21 (ASU)	21	19	512	24.4	72	131	.550	0	1	.000	26	45	.578	37	69	106	5.0	68	4	9	27	34	9	170	8.1
2021-22 (ASU)	29	22	682	23.5	124	255	.486	1	18	.056	38	72	.528	35	97	132	4.6	85	2	50	52	27	23	287	9.9
2022-23 (ARK)	13	0	111	8.5	34	52	.654	0	2	.000	7	16	.438	13	23	36	2.8	16	0	5	14	3	4	75	5.8
CAREER	91	43	1609	17.7	227	499	.455	1	121	.008	76	147	.517	119	232	351	3.9	218	6	75	114	93	42	531	5.8

12

BARRY DUNNING JR.

G | Fr. | 6-6 | 195 | Mobile, Ala. | McGill-Toolen Catholic HS

@BarryDunning6

@bohndbz

Including 2022-23, has **FOUR** years of collegiate eligibility
Major: TBA (Education)Born on Oct. 26, 2003 in Mobile, Ala.
The son of Barry Sr. and Heather Dunning

- McDonald's All-American Nominee
- Two-time Gatorade Alabama Player of the Year (2021 & '22)
- 2022 MaxPreps Alabama Player of the Year
- Rated #1 player in the state of Alabama by ESPN, 247Composite, 247Sports
- 2022 Alabama Mr. Basketball and 1st team All-State by the Alabama Sports Writers Association

WINNER OF THE 2023 MAUI JIM MAUI INVITATIONAL HULA CONTEST

2022-23 HIGHLIGHTS:

- SAN DIEGO STATE: Saw his most important playing time (7:52) in the come-from-behind Didn't do much on the stat sheet but Arkansas was +2 in his minutes.
- TROY: Drew his first collegiate start versus Troy.



NATIONAL RECRUITING RANKINGS

- #73 on the SI99 All-American list
- ESPN ★★★★★ #74 nation #21 SF
- 247Composite ★★★★★ #91 nation #22 SF
- 247Sports ★★★ #126 nation #28 SF
- Rivals ★★★ #134 nation #36 SF

DUNNING'S PERSONAL BESTS

POINTS

Season: 1 vs Bradley (12/17/22)

SEC:

FG MADE

Season: --

SEC: 1 at Auburn (01/07/23)

FG ATTEMPTED

Season: 1 (2x) vs South Dakota State (11/16/22)

SEC:

3-POINT FG MADE

Season: --

SEC:

3-PT FG ATTEMPTS

Season: 1 vs South Dakota State (11/16/22)

SEC: 1 at Auburn (01/07/23)

FT MADE

Season: 1 vs Bradley (12/17/22)

SEC:

FT ATTEMPTED

Season: 2 vs Bradley (12/17/22)

SEC:

REBOUNDS

Season: 1 vs Bradley (12/17/22)

SEC:

ASSISTS

Season: 1 vs San Jose State (12/03/22)

SEC:

STEALS

Season: 1 (2x) LAST vs San Diego State (11/23/22)

SEC:

BLOCKED SHOTS

Season: --

SEC:

MINUTES

Season: 8:31 vs North Dakota State (11/07/22)

SEC: 0:40 at Auburn (01/07/23)

BARRY DUNNING JR. 2022-23 GAME STATS

Opponent	Date	GS	Min	FG	FGA	Pct	3FG	3A	Pct	FT	FTA	Pct	O	D	Tot	Avg	PF	FO	A	TO	Blk	Stl	Pts	Avg
NORTH DAKOTA ST.	11/07/22	9	0	1	.000	0	0	.000	0	0	.000	0	0	0	0.0	0	0	0	0	0	1	0	0.0	
FORDHAM	11/11/22	3	0	0	.000	0	0	.000	0	0	.000	0	0	0	0.0	1	0	0	0	0	0	0	0.0	
SOUTH DAKOTA ST.	11/16/22	6	0	1	.000	0	1	.000	0	0	.000	0	0	0	0.0	1	0	0	0	0	0	0	0.0	
vs Louisville	11/21/22	3	0	0	.000	0	0	.000	0	0	.000	0	0	0	0.0	0	0	0	0	0	0	0	0.0	
vs Creighton	11/22/22	DNP																						
vs San Diego St.	11/23/22	8	0	0	.000	0	0	.000	0	0	.000	0	0	0	0.0	1	0	0	1	0	1	0	0.0	
TROY	11/28/22	*	1	0	0	.000	0	0	.000	0	0	.000	0	0	0	0.0	0	0	0	1	0	0	0.0	
SAN JOSE ST.	12/03/22	4	0	0	.000	0	0	.000	0	0	.000	0	1	1	0.1	1	0	1	0	0	0	0	0.0	
UNC GREENSBORO	12/06/22	DNP																						
vs Oklahoma	12/10/22	DNP																						
vs Bradley	12/17/22	1	0	0	.000	0	0	.000	1	2	.500	0	1	1	0.3	0	0	0	0	0	0	1	0.1	
UNC ASHEVILLE	12/21/22	5	0	1	.000	0	0	.000	0	0	.000	0	0	0	0.2	0	0	0	0	0	0	0	0.1	
at LSU	12/28/22	DNP																						
MISSOURI	01/04/23	DNP																						
at Auburn	01/07/23	1	0	1	.000	0	1	.000	0	0	.000	0	0	0	0.2	0	0	0	0	0	0	0	0.1	
ALABAMA	01/11/23	DNP-Inj																						
Totals		1	41	0	4	.000	0	2	.000	1	2	.500	0	2	2	0.2	4	0	1	2	0	2	1	0.1

BARRY DUNNING JR. CAREER STATISTICS

Year	GP	GS	Min	Avg	FG	FGA	Pct	3FG	3FGA	Pct	FT	FTA	Pct	Off	Def	Tot	Avg	PF	FO	Ast	TO	Blk	Stl	Pts	Avg
2022-23	10	1	41	4.1	0	4	.000	0	2	.000	1	2	.500	0	2	2	0.2	4	0	1	2	0	2	1	0.1

13

JORDAN WALSH

G/F | Fr. | 6-7 | 205 | Desoto, Texas | Link (Mo.) Academy

@jordanwalshlife

@jordanwalshlife

Including 2022-23, has **FOUR** years of collegiate eligibility

Major: TBA (Arts & Sciences)

Born on Mar. 3, 2004 in Dallas, Texas.

The son of John and Sandra Walsh



THE BASKETBALL HALL OF FAME


JULIUS ERVING
AWARD

• On the 2022-23 Julius Erving Award Watch List, which goes to the nation's top small forward

- Consensus top 25 player overall, top-7 small forward and 5-Star
- Played in the McDonald's All-American and Jordan Brand Classic games
- All-American: MaxPreps (3rd team) - Sports Illustrated (3rd team) - Jersey Mike's Naismith (HM)

2022-23 HIGHLIGHTS

- NORTH DAKOTA STATE: Only played 18:20 due to foul trouble (and fouling out) in his collegiate debut ... However, tied for the team lead with three assists ... Was 1-of-1 FG and 2-of-2 FT.
- FORDHAM: Had his first double-digit scoring effort with 12 points (5-of-7 FG).
- SOUTH DAKOTA STATE: Was poised for a break-out game, but left the game early in the second half with an ankle injury.
- OKLAHOMA: Tied a then season-high with 12 points (5-of-9 FG; 2-of-5 3PT) with three rebounds and two steals ... Led the team at +11 (31:19 played)
- BRADLEY: Was the star of the game with a **game and career-high 18 points** (7-7 FG • 1-1 3PT) with a **career-high four steals** ... Scored seven points in an 11-0 run, including back-to-back fastbreak dunks and a 3-pointer ... Scored 16 of his 18 in the first half.
- UNCA: Only scored four points but his defense was stellar, helping hold Drew Pember to 1-of-7 FG.
- @ LSU: Scored 13 points, all in the second half to help Arkansas take a six point lead and out-score the Tigers ... Pulled down a **then career-high nine rebounds** (seven in the second half) and **blocked a career-high two shots**.
- MISSOURI: Had seven rebounds, three offensive, but played just 26 minutes due to foul trouble.
- @ AUBURN: Pulled down a **career-high 10 rebounds** with six points, two assists and a blocked shot



NATIONAL RECRUITING RANKINGS

- #25 on the SI99 All-American list
- ESPN ★★★★★ #11 nation #4 SF
- 247Composite ★★★★★ #18 nation #7 SF
- 247Sports ★★★★★ #19 nation #7 SF
- Rivals ★★★★★ #24 nation #7 SF

- Led ARK in Pts:1
- Led ARK in Rebs:1
- Led ARK in Assists:1
- Led ARK in Steals:1
- Led ARK in Blocked Shots:0
- Double-figure Pts:.....5
- Double-figure Rebs:.....1
- 20-pt gms - 30-pt gms:.....0 - 0
- Gms with a 3PT Made:.....6
- Gms with 3+ Assists:.....1
- Gms with 3+ Steals:.....2
- Gms with 3+ Blks:.....0
- Gms with 5+ Rebs:.....4

JORDAN WALSH 2022-23 GAME STATS

Opponent	Date	GS	Min	FG	FGA	Pct	3FG	3A	Pct	FT	FTA	Pct	O	D	Tot	Avg	PF	FO	A	TO	Blk	Stl	Pts	Avg
NORTH DAKOTA ST.	11/07/22	18	1	1	1.000	0	0	.000	2	2	1.000	0	2	2	2.0	5	1	3	0	0	0	0	4	4.0
FORDHAM	11/11/22	*	21	5	7	.714	0	2	.000	2	3	.667	1	3	4	3.0	3	0	1	1	0	0	12	8.0
SOUTH DAKOTA ST.	11/16/22	*	16	4	7	.571	2	4	.500	0	1	.000	0	1	1	2.3	0	0	1	1	1	3	10	8.7
vs Louisville	11/21/22	*	28	2	6	.333	2	5	.400	1	2	.500	0	2	2	2.3	3	0	2	2	0	1	7	8.3
vs Creighton	11/22/22	*	36	1	5	.200	1	2	.500	2	2	1.000	0	3	3	2.4	3	0	2	2	0	1	5	7.6
vs San Diego St.	11/23/22	*	34	3	7	.429	0	2	.000	1	2	.500	3	2	5	2.8	4	0	2	1	1	0	7	7.5
TROY	11/28/22	*	20	1	6	.167	0	0	.000	4	5	.800	0	4	4	3.0	3	0	0	2	1	2	6	7.3
SAN JOSE ST.	12/03/22	*	17	3	5	.600	0	0	.000	0	0	.000	1	2	3	3.0	0	0	0	0	1	1	6	7.1
UNC GREENSBORO	12/06/22	*	8	0	2	.000	0	2	.000	0	0	.000	0	0	0	2.7	1	0	1	1	0	0	0	6.3
vs Oklahoma	12/10/22	*	31	5	9	.556	2	5	.400	0	0	.000	2	1	3	2.7	0	0	1	0	1	2	12	6.9
vs Bradley	12/17/22	*	28	7	7	1.000	1	1	1.000	3	4	.750	0	3	3	2.7	5	2	1	0	0	4	18	7.9
UNC ASHEVILLE	12/21/22	*	19	1	2	.500	0	0	.000	2	2	1.000	0	4	4	2.8	4	0	1	1	0	2	4	7.6
at LSU	12/28/22	*	32	6	14	.429	1	8	.125	0	0	.000	3	6	9	3.3	4	0	0	2	2	2	13	8.0
MISSOURI	01/04/23	*	27	3	6	.500	0	2	.000	0	0	.000	3	4	7	3.6	4	0	2	1	0	1	6	7.9
at Auburn	01/07/23	*	32	2	10	.200	0	3	.000	2	4	.500	4	6	10	4.0	4	0	2	2	1	0	6	7.7
ALABAMA	01/11/23	*	17	1	5	.200	0	1	.000	0	0	.000	0	2	2	3.9	2	0	0	0	0	0	2	7.4
Totals		15	384	45	99	.455	9	37	.243	19	27	.704	17	45	62	3.9	45	3	19	16	8	19	118	7.4

WALSH'S PERSONAL BESTS

POINTS	
Season: 18	vs Bradley (12/17/22)
SEC: 13	at LSU (12/28/22)
FG MADE	
Season: 7	vs Bradley (12/17/22)
SEC: 6	at LSU (12/28/22)
FG ATTEMPTED	
Season: 9	vs Oklahoma (12/10/22)
SEC: 14	at LSU (12/28/22)
3-POINT FG MADE	
Season: 2 (3x)	LAST vs Oklahoma (12/10/22)
SEC: 1	at LSU (12/28/22)
3-PT FG ATTEMPTS	
Season: 5 (2x)	LAST vs Oklahoma (12/10/22)
SEC: 8	at LSU (12/28/22)
FT MADE	
Season: 3	vs Bradley (12/17/22)
SEC: 2	at Auburn (01/07/23)
FT ATTEMPTED	
Season: 4	vs Bradley (12/17/22)
SEC: 4	at Auburn (01/07/23)
REBOUNDS	
Season: 10	at Auburn (01/07/23)
SEC: 10	at Auburn (01/07/23)
ASSISTS	
Season: 3	vs North Dakota State (11/07/22)
SEC: 2 (2x)	LAST at Auburn (01/07/23)
STEALS	
Season: 4	vs Bradley (12/17/22)
SEC: 2	at LSU (12/28/22)
BLOCKED SHOTS	
Season: 2	at LSU (12/28/22)
SEC: 2	at LSU (12/28/22)
MINUTES	
Season: 36:04	vs Creighton (11/22/22)
SEC: 32:03	at LSU (12/28/22)

JORDAN WALSH CAREER STATISTICS

Year	GP	GS	Min	Avg	FG	FGA	Pct	3FG	3FGA	Pct	FT	FTA	Pct	Off	Def	Tot	Avg	PF	FO	Ast	TO	Blk	Stl	Pts	Avg
2022-23	16	15	384	24.0	45	99	.455	9	37	.243	19	27	.704	17	45	62	3.9	45	3	19	16	8	19	118	7.4

15

MAKHI MITCHELL

F/C | Sr. | 6-9 | 230 | Washington, D.C. | Woodrow Wilson HS / Rhode Island

@MoTheKid03

@thats_khi

Including 2022-23, has TWO years of collegiate eligibility

Major: Food, Nutrition & Health

Born on Jan. 31, 2000 in Washington, D.C.

The son of Maria Mitchell



DOUBLE-DOUBLES (9)

SOPHOMORE (at URI) (1)
 12/02/20 • SETON HALL 11 pts 11 reb

JUNIOR (at URI) (7)
 11/12/21 • BRYANT 11 pts 18 reb
 11/27/21 • GEORGIA STATE 10 pts 12 reb
 12/13/21 • at Milwaukee 16 pts 10 reb
 01/28/22 • at Dayton 12 pts 11 reb
 02/05/22 • UMASS 13 pts 13 reb
 02/12/22 • DAVIDSON 16 pts 11 reb
 02/19/22 • at George Washington 13 pts 10 reb

SENIOR (at ARK) (1)
 12/06/22 • UNC GREENSBORO 13 pts 14 reb


- Led his team in Pts (ARK): 4 (0)
- Led his team in Rebs (ARK): 21 (4)
- Led his team in Assists (ARK): 5 (1)
- Led his team in Blk Shots (ARK): 20 (6)
- Double-figure Pts (ARK): 23 (4)
- Double-figure Rebs (ARK): 12 (1)
- 20-pt gms - 30-pt gms (ARK): 0 - 0
- Gms with a 3PT Made (ARK): 7 (0)
- Gms with 3+ Assists (ARK): 8 (2)
- Gms with 3+ Blks (ARK): 8 (2)
- Gms with 3+ Steals (ARK): 5 (3)
- Gms with 5+ Rebs (ARK): 34 (7)

MAKHI'S PERSONAL BESTS

POINTS

 Season: 14 vs Troy (11/28/22)
 Career: 19 vs American Int'l (01/02/22)
 SEC: 9 at LSU (12/28/22)

FG MADE

 Season: 6 vs Troy (11/28/22)
 Career: 7 (2x) last Am International (01/02/22)
 SEC: 3 at LSU (12/28/22)

FG ATTEMPTED

 Season: 8 vs Troy (11/28/22)
 Career: 12 at VCU (02/08/22)
 SEC: 5 at LSU (12/28/22)

3-POINT FG MADE

 Season: --
 Career: 1 (7x) last vs Duquesne (03/09/22)
 SEC: --

3-PT FG ATTEMPTS

 Season: --
 Career: 3 at Saint Joseph's (03/05/22)
 SEC: --

FT MADE

 Season: 5 vs UNC Greensboro (12/06/22)
 Career: 8 vs George Mason (11/22/19)
 SEC: 4 vs Alabama (01/11/23)

FT ATTEMPTED

 Season: 7 vs UNC Greensboro (12/06/22)
 Career: 12 (2x) last vs G. Washington (01/22/22)
 SEC: 6 vs Alabama (01/11/23)

REBOUNDS

 Season: 14 vs UNC Greensboro (12/06/22)
 Career: 18 vs Bryant (11/21/21)
 SEC: 12 at LSU (12/28/22)

ASSISTS

 Season: 4 vs Oklahoma (12/10/22)
 Career: 8 at UMass (01/15/22)
 SEC: 1 (2x) LAST vs Alabama (01/11/23)

STEALS

 Season: 3 (3x) LAST - vs UNCA Asheville (12/21/22)
 Career: 3 (5x) LAST - vs UNCA (12/21/22)
 SEC: 1 vs Alabama (01/11/23)

BLOCKED SHOTS

 Season: 4 vs UNC Greensboro (12/06/22)
 Career: 6 vs Saint Louis (03/03/22)
 SEC: 3 at LSU (12/28/22)

MINUTES

 Season: 31:32 vs UNC Greensboro (12/06/22)
 Career: 30:39 at Geo Washington (02/19/22)
 SEC: 35:53 at LSU (12/28/22)

Makhi (Ma-KAI) Mitchell joined the Razorback squad with his twin Makhel for 2022-23 after playing two seasons at Rhode Island and one at Maryland ... Has two seasons of eligibility remaining ... Is the older of the twins by two minutes.

- After just three blocked shots in games 1-6 ... Has 22 blocked shots in the last 10 games
- Ranks 7th in the SEC in the category (1.44 avg.)
- Had 14 rebounds vs UNCG and 12 at LSU ... Now ranks 14th in the SEC in rebounds (5.67)

2022-23 HIGHLIGHTS:

- NORTH DAKOTA STATE: Made 4-of-5 FG and tied his career high with three steals.
- LOUISVILLE: Tied his brother for the team lead with a season-high six rebounds.
- TROY: Was bright spot for Arkansas in the first half with 10 points and nine rebounds as the Hogs trailed 33-31 ... Finished with a season-high 14 points (6-of-8 FG) with nine rebounds (all in the first half) and three blocked shots.
- UNCG: Had his first double-double as a Razorback with 13 points (4-of-5 FG; 5-of-7 FT) and 14 rebounds (all defensive) ... Added a season-high four blocked shots with two steals.
- OKLAHOMA: Had 10 points and a game-high six rebounds with a steal and two blocked shots ... Handed out a season-high four assists.
- UNCA: Scored 9 pts (4-of-5 FG) with three assists and three blocked shots
- @ LSU: Had 12 rebounds and eight points with three blocked shots ... Held KJ Williams to just 8 points (Williams entered the game averaging 19.3 ppg).

MAKHI MITCHELL 2022-23 GAME STATS

Opponent	Date	GS	Min	FG	FGA	Pct	3FG	3A	Pct	FT	FTA	Pct	O	D	Tot	Avg	PF	FO	A	TO	Blk	Stl	Pts	Avg
NORTH DAKOTA ST.	11/07/22	*	20	4	5	.800	0	0	.000	0	0	.000	1	3	4	4.0	4	0	1	0	0	3	8	8.0
FORDHAM	11/11/22	*	26	4	7	.571	0	0	.000	0	0	.000	2	2	4	4.0	3	0	2	0	2	3	8	8.0
SOUTH DAKOTA ST.	11/16/22	*	15	2	5	.400	0	0	.000	1	3	.333	1	3	4	4.0	3	0	3	2	0	1	5	7.0
vs Louisville	11/21/22	*	18	2	3	.667	0	0	.000	1	2	.500	3	3	6	4.5	3	0	1	2	1	0	5	6.5
vs Creighton	11/22/22	*	8	1	2	.500	0	0	.000	0	0	.000	1	0	1	3.8	3	0	0	2	0	1	2	5.6
vs San Diego St.	11/23/22	*	11	0	0	.000	0	0	.000	2	2	1.000	0	3	3	3.7	1	0	0	0	0	1	2	5.0
TROY	11/28/22	*	28	6	8	.750	0	0	.000	2	2	1.000	4	5	9	4.4	2	0	0	2	3	0	14	6.3
SAN JOSE ST.	12/03/22	*	12	4	6	.667	0	0	.000	0	1	.000	2	2	4	4.4	1	0	0	1	1	1	8	6.5
UNC GREENSBORO	12/06/22	*	32	4	5	.800	0	0	.000	5	7	.714	0	14	14	5.4	2	0	1	0	4	2	13	7.2
vs Oklahoma	12/10/22	*	22	5	8	.625	0	0	.000	0	0	.000	0	6	6	5.5	2	0	4	0	2	1	10	7.5
vs Bradley	12/17/22	*	17	3	5	.600	0	0	.000	0	0	.000	1	2	3	5.3	5	1	2	2	1	2	6	7.4
UNC ASHEVILLE	12/21/22	*	15	4	5	.800	0	0	.000	1	4	.250	0	1	1	4.9	2	0	3	0	2	3	9	7.5
at LSU	12/28/22	*	36	3	5	.600	0	0	.000	2	3	.667	2	10	12	5.5	3	0	1	1	3	0	8	7.5
MISSOURI	01/04/23	*	15	4	7	.571	0	0	.000	0	0	.000	3	4	7	5.6	3	0	0	1	2	0	8	7.6
at Auburn	01/07/23	*	22	3	4	.750	0	0	.000	0	3	.000	1	6	7	5.7	2	0	0	1	2	0	6	7.5
ALABAMA	01/11/23	*	27	3	5	.600	0	0	.000	4	6	.667	3	2	5	5.6	5	1	1	3	0	1	10	7.6
Totals		16	324	52	80	.650	0	0	.000	18	33	.545	24	66	90	5.6	44	2	19	17	23	19	122	7.6

MAKHI MITCHELL CAREER STATISTICS

Year	GP	GS	Min	Avg	FG	FGA	Pct	3FG	3FGA	Pct	FT	FTA	Pct	Off	Def	Tot	Avg	PF	FO	Ass	TO	Blk	Stl	Pts	Avg
2019-20 (MD)	12	6	111	9.2	12	34	.353	0	0	.000	12	22	.545	10	29	39	3.3	19	0	2	8	8	2	36	3.0
2020-21 (URI)	7	2	112	16.1	12	26	.462	0	0	.000	17	28	.607	6	28	34	4.9	22	1	2	10	4	4	41	5.9
2021-22 (URI)	31	27	749	24.1	121	232	.522	7	23	.304	59	113	.522	50	175	225	7.3	91	2	48	87	43	30	308	9.9
2022-23 (ARK)	16	16	324	20.3	52	80	.650	0	0	.000	18	33	.545	18	66	90	5.6	44	2	19	17	23	19	122	7.6
CAREER	66	51	1296	19.6	197	372	.530	7	23	.304	106	196	.541	90	298	388	5.9	176	5	71	122	78	55	507	7.7

20

KAMANI JOHNSON

F | Sr. | 6-7 | 230 | Brooklyn, N.Y. | Holy Spirit (Ga.) Prep School / Little Rock



@KamaniJohnson20

@kamani_johnson

Including 2022-23, has ONE year of collegiate eligibility

Major: Communications

Born on Mar. 10, 2000 in Brooklyn, N.Y.

The son of Makini Campbell



DOUBLE-DOUBLES (4)

SOPHOMORE @ LITTLE ROCK (2)

11/27/19 • ALCORN STATE 17 pts 12 reb

01/02/20 • TEXAS STATE 15 pts 10 reb

01/04/20 • UT ARLINGTON 30 pts 13 reb

02/22/20 • at Arkansas St. 32 pts 16 reb

^ - Back-to-Back games

Played his first two seasons at Little Rock ... Sat out 2020-21 at Arkansas as a transfer ... Played 26 games with one start for the Razorbacks in 2021-22 ... Was **third team All-Sun Belt** in 2020 ... Among the Sun Belt and NCAA leaders in rebounding and free throws attempted.

• Brings high energy and toughness off the bench ... Great offensive rebounder with a knack for drawing free throw attempts ... A solid defender and excellent passer for a big man (although he only has three assists this season ... two in his last game) ... Has only committed five turnovers (three on one game early in the season)

2022-23 HIGHLIGHTS:

- SAN DIEGO STATE: After playing just 22 minutes with zero points through the first five games, made a huge impact **playing the final 19:07 in the come-from-behind win** ... Checked in at the 14:25 mark and the Hogs were down 11 (45-34) ... **Tied the game with a tip-in at the buzzer to force overtime** ... Finished the game with seven points, seven rebounds and two steals with a +14 ... Had four points, four rebounds and two steals in overtime - **sealed the win two free throws with tree seconds left in OT and stole the inbound pass for the four-point win.**
- TROY: Saw his most playing time as a Razorback with 32:29 minutes and was second-best on the team at +14.
- OKLAHOMA: Was +7 in 15:44 played with five rebounds (three offensive), five points, one assist, one steal and one blocked shot.
- UNCA: **Perhaps his best overall game of the season** ... Had seven points and seven rebounds (five offensive) with three steals and two assists
- MISSOURI: Provided a bug spark off the bench ... **Pulled down a team-best and season-high eight rebounds** ... Drew six fouls.
- @ AUBURN: Had five rebounds and led the team with two steals.



- Led his team in Pts (ARK): 5 (0)
- Led his team in Rebs (ARK): 14 (4)
- Led his team in Assists (ARK): 7 (0)
- Led his tm in PT•REB Same Gm (ARK): 3 (0)
- Led his tm in P•R•A Same Gm (ARK): 2 (0)
- Double-figure Pts (ARK): 20 (0)
- Double-figure Rebs (ARK): 7 (0)
- 20-pt gms (ARK): 3 (0)
- 30-pt gms (ARK): 2 (0)
- Gms with a 3PT Made (ARK): 0 (0)
- Gms with 3+ Assists (ARK): 17 (0)
- Gms with 5+ Rebs (ARK): 45 (8)

JOHNSON'S PERSONAL BESTS

POINTS

Season: 8 vs Troy (11/28/22)

Career: 32 at Arkansas State (02/22/20)

SEC: 7 (2x) last vs Miss State (02/05/22)

FG MADE

Season: 2 vs San Diego State (11/23/22)

Career: 9 at Arkansas State (02/22/20)

SEC: 3 vs Mississippi State (02/05/22)

FG ATTEMPTED

Season: 3 vs Troy (11/28/22)

Career: 13 at Memphis (11/20/19)

SEC: 5 vs Mississippi State (02/05/22)

3-PT FG ATT

Season: --

Career: 1 (2x) last at Memphis (11/20/19)

SEC: --

FT MADE

Season: 3 vs San Diego State (11/23/22)

Career: 14 at Arkansas State (02/22/20)

SEC: 5 at Texas A&M (01/08/22)

FT ATTEMPTED

Season: 6 vs Troy (11/28/22)

Career: 16 at Arkansas State (02/22/20)

SEC: 8 at Tennessee (03/05/22)

REBOUNDS

Season: 8 vs Missouri (01/04/23)

Career: 20 at Arkansas State (02/22/20)

SEC: 8 (2x) last at Tennessee (03/05/22)

ASSISTS

Season: 1 vs Oklahoma (12/10/22)

Career: 6 vs App State (02/01/20)

SEC: 2 vs Mississippi State (02/05/22)

STEALS

Season: 3 vs UNC Asheville (12/21/22)

Career: 3 (2x) vs UNCA (12/21/22)

SEC: 2 at Auburn (01/07/23)

BLOCKED SHOTS

Season: 1 (2x) LAST vs Oklahoma (12/10/22)

Career: 3 vs Elon (12/21/21)

SEC: 1 at Texas A&M (01/08/22)

MINUTES

Season: 32:29 vs Troy (11/28/22)

Career: 38:42 vs UT Arlington (01/04/20)

SEC: 20:19 vs Missouri (01/04/23)

KAMANI JOHNSON 2022-23 GAME STATS

Opponent	Date	GS	Min	FG	FGA	Pct	3FG	3A	Pct	FT	FTA	Pct	O	D	Tot	Avg	PF	FO	A	TO	Blk	Stl	Pts	Avg
NORTH DAKOTA ST.	11/07/22	*	10	0	0	.000	0	0	.000	0	0	.000	0	0	0	0.0	2	0	0	1	0	1	0	0.0
FORDHAM	11/11/22		3	0	1	.000	0	0	.000	0	2	.000	1	0	1	0.5	0	0	0	0	0	0	0	0.0
SOUTH DAKOTA ST.	11/16/22		9	1	3	.333	0	0	.000	0	0	.000	3	1	4	1.7	3	0	0	3	0	1	2	0.7
vs Louisville	11/21/22	DNP																						
vs Creighton	11/22/22	DNP																						
vs San Diego St.	11/23/22		19	2	2	1.000	0	0	.000	3	5	.600	4	3	7	3.0	3	0	0	1	0	2	7	2.3
TROY	11/28/22		32	1	3	.333	0	0	.000	6	8	.750	0	3	3	3.0	2	0	0	0	0	1	8	3.4
SAN JOSE ST.	12/03/22		3	0	0	.000	0	0	.000	0	0	.000	0	0	0	2.5	1	0	0	0	0	1	0	2.8
UNC GREENSBORO	12/06/22		9	0	1	.000	0	0	.000	1	2	.500	1	4	5	2.9	0	0	0	0	1	0	1	2.6
vs Oklahoma	12/10/22		15	2	3	.667	0	0	.000	1	1	1.000	3	2	5	3.1	2	0	1	0	1	1	5	2.9
vs Bradley	12/17/22		12	1	1	1.000	0	0	.000	0	0	.000	1	1	2	3.0	2	0	0	0	1	0	2	2.8
UNC ASHEVILLE	12/21/22		22	3	6	.500	0	0	.000	1	2	.500	5	2	7	3.4	2	0	2	0	0	3	7	3.2
at LSU	12/28/22		7	0	0	.000	0	0	.000	0	0	.000	0	0	0	3.1	2	0	0	0	0	0	0	2.9
MISSOURI	01/04/23		20	2	2	1.000	0	0	.000	1	4	.250	3	5	8	3.5	3	0	0	0	0	1	5	3.1
at Auburn	01/07/23		20	0	2	.000	0	0	.000	1	2	.500	3	2	5	3.6	3	0	0	0	0	2	1	2.9
ALABAMA	01/11/23		6	0	0	.000	0	0	.000	0	0	.000	0	0	0	3.4	2	0	0	0	0	0	0	2.7
Totals		1	187	12	24	.500	0	0	.000	14	26	.538	24	23	47	3.4	27	0	3	5	3	13	38	2.7

KAMANI JOHNSON CAREER STATISTICS

Year	GP	GS	Min	Avg	FG	FGA	Pct	3FG	3FGA	Pct	FT	FTA	Pct	Off	Def	Tot	Avg	PF	FO	Ass	TO	Blk	Stl	Pts	Avg
2018-19 (UALR)	27	15	519	19.2	53	96	.552	0	1	.000	33	65	.508	51	79	130	4.8	85	5	37	41	13	14	139	5.1
2019-20 (UALR)	31	28	860	27.7	98	191	.513	0	1	.000	144	198	.727	94	113	207	6.7	99	5	68	67	15	23	340	11.0
2021-22 (ARK)	26	1	203	7.8	18	29	.621	0	0	.000	23	43	.535	34	35	69	2.7	37	0	7	16	10	6	59	2.3
2022-23 (ARK)	14	1	187	13.4	12	24	.500	0	0	.000	14	26	.538	24	23	47	3.4	27	0	3	5	3	13	38	2.7
CAREER	98	45	1769	18.1	181	340	.532	0	2	.000	214	332	.645	203	250	453	4.6	248	10	115	129	41	56	576	5.9

22

MAKHEL MITCHELL

F/C | Sr. | 6-10 | 240 | Washington, D.C. | Woodrow Wilson HS / Rhode Island

@makhelimitchell

@_kheill

Including 2022-23, has **TWO** years of collegiate eligibility
Major: Food, Nutrition & Health
Born on Jan. 31, 2000 in Washington, D.C.
The son of Maria Mitchell



DOUBLE-DOUBLES (4)

SOPHOMORE (at URI) (3)
01/16/21 • GEORGE MASON ^ 14 pts 10 reb
01/20/21 • at Duquesne ^ 16 pts 11 reb
02/16/21 • DAYTON 16 pts 12 reb

JUNIOR (at URI) (1)
02/08/22 • at VCU 12 pts 10 reb
^ - Consecutive games

Makhel (Ma-Kale) Mitchell joined the Razorback squad with his twin Makhi for 2022-23 after playing two seasons at Rhode Island and one at Maryland ... Has two seasons of eligibility remaining ... Is the younger of the twins by two minutes.

- ON A PER 40 MINUTES BASIS: 15.5 pts • 11.1 reb • 4.5 blocked shots
- Ranks 5th among active SEC players in career blocked shots (131)

2022-23 HIGHLIGHTS:

- LOUISVILLE: Tied his brother with a game and season-high six rebounds ... Also scored a season-high 12 points, making 4-of-5 FG – all four on dunks – and making 4-of-6 at the line.
- SAN DIEGO STATE: Was 3-of-3 from the field (with two dunks) and led the team with two blocked shots.
- UNCA: Was solid in his eight minutes with six points, three rebounds, three blocked shots and a steal.
- ALABAMA: **Got his first start of the season** ... Had five points and four rebounds ... Made both of his FG attempts (both dunks) and made his only FT attempt ... Rejected two shots and added a steal



- Led his tm in Pts (ARK): 13 (0)
- Led his tm in Rebs (ARK): 13 (1)
- Led his tm in Assists (ARK): 8 (0)
- Led his tm in Blocked Shots (ARK): . 38 (3)
- Double-figure Pts (ARK): 30 (0)
- Double-figure Rebs (ARK): 4 (0)
- 20-pt gms – 30-pt gms (ARK): 3 (0) - 0 (0)
- Gms with a 3PT Made (ARK): 0 (0)
- Gms with 3+ Assists (ARK): 4 (0)
- Gms with 3+ Blks (ARK): 19 (1)
- Gms with 5+ Rebs (ARK): 33 (1)

MAKHEL'S PERSONAL BESTS

POINTS

Season: 12 vs Louisville (11/21/22)
Career: 23 at UMass (01/13/21)
SEC: 5 vs Alabama (01/11/23)

FG MADE

Season: 4 vs Louisville (11/21/22)
Career: 10 at UMass (01/13/21)
SEC: 2 vs Alabama (01/11/23)

FG ATTEMPTED

Season: 5 vs Louisville (11/21/22)
Career: 16 vs Saint Louis (03/02/22)
SEC: 2 vs Alabama (01/11/23)

3-POINT FG MADE

Season: --

Career: --

SEC: --

3-PT FG ATTEMPTS

Season: --

Career: 2 (2x) LAST at Milwaukee (12/13/21)

SEC: --

FT MADE

Season: 4 vs Louisville (11/21/22)
Career: 8 vs George Mason (11/22/19)
SEC: 1 (2x) LAST vs Alabama (01/11/23)

FT ATTEMPTED

Season: 6 vs Louisville (11/21/22)
Career: 13 (2x) last vs G. Washington (01/22/22)
SEC: 2 vs Missouri (01/04/23)

REBOUNDS

Season: 6 vs Louisville (11/21/22)
Career: 12 vs Dayton (02/16/21)
SEC: 4 vs Alabama (01/11/23)

ASSISTS

Season: 3 vs Louisville (11/21/22)
Career: 5 vs Georgia State (11/27/21)
SEC: --

STEALS

Season: 2 vs Louisville (11/21/22)
Career: 3 at Fordham (02/02/22)
SEC: 1 vs Alabama (01/11/23)

BLOCKED SHOTS

Season: 3 vs UNC Asheville (12/21/22)
Career: 8 vs Boston College (11/21/21)
SEC: 2 vs Alabama (01/11/23)

MINUTES

Season: 22:15 vs Alabama (01/11/23)
Career: 33:55 at Geo Washington (02/19/22)
SEC: 22:15 vs Alabama (01/11/23)

MAKHEL MITCHELL 2022-23 GAME STATS

Opponent	Date	GS	Min	FG	FGA	Pct	3FG	3A	Pct	FT	FTA	Pct	O	D	Tot	Avg	PF	FO	A	TO	Blk	Stl	Pts	Avg
NORTH DAKOTA ST.	11/07/22	DNP																						
FORDHAM	11/11/22	4		0	1	.000	0	0	.000	0	0	.000	0	0	0	0.0	0	0	0	1	0	1	0	0.0
SOUTH DAKOTA ST.	11/16/22	6		0	1	.000	0	0	.000	0	0	.000	0	3	3	1.5	2	0	1	1	0	1	0	0.0
vs Louisville	11/21/22	20		4	5	.800	0	0	.000	4	6	.667	0	6	6	3.0	2	0	3	0	2	2	12	4.0
vs Creighton	11/22/22	7		2	3	.667	0	0	.000	0	1	.000	1	2	3	3.0	0	0	0	2	0	4	4.0	
vs San Diego St.	11/23/22	14		3	3	1.000	0	0	.000	0	0	.000	0	3	3	3.0	3	0	0	1	2	0	6	4.4
TROY	11/28/22	7		1	1	1.000	0	0	.000	0	0	.000	1	1	2	2.8	0	0	0	0	0	2	4.0	
SAN JOSE ST.	12/03/22	1		0	1	.000	0	0	.000	0	0	.000	1	0	1	2.6	0	0	0	0	0	0	0	3.4
UNC GREENSBORO	12/06/22	DNP																						
vs Oklahoma	12/10/22	DNP																						
vs Bradley	12/17/22	1		0	0	.000	0	0	.000	0	0	.000	0	0	0	2.3	0	0	0	0	0	0	0	3.0
UNC ASHEVILLE	12/21/22	8		2	4	.500	0	0	.000	2	2	1.000	1	2	3	2.3	1	0	0	2	3	1	6	3.3
at LSU	12/28/22	DNP																						
MISSOURI	01/04/23	1		0	0	.000	0	0	.000	1	2	.500	0	0	0	2.1	0	0	0	0	0	0	1	3.1
at Auburn	01/07/23	7		1	1	1.000	0	0	.000	0	0	.000	0	2	2	2.1	1	0	0	1	0	0	2	3.0
ALABAMA	01/11/23	* 22		2	2	1.000	0	0	.000	1	1	1.000	2	2	4	2.3	3	0	0	1	2	1	5	3.2
Totals		1	98	15	22	.682	0	0	.000	8	12	.667	6	21	27	2.3	12	0	4	7	11	6	38	3.2

MAKHEL MITCHELL CAREER STATISTICS

Year	GP	GS	Min	Avg	FG	FGA	Pct	3FG	3FGA	Pct	FT	FTA	Pct	Off	Def	Tot	Avg	PF	FO	Ass	T	Blk	Stl	Pts	Avg
2019-20 (MD)	10	0	67	6.7	4	8	.500	0	0	.000	2	4	.500	8	15	23	2.3	9	0	2	3	4	2	10	1.0
2020-21 (URI)	25	23	558	22.3	97	186	.522	0	2	.000	45	96	.469	47	92	139	5.6	87	7	22	49	42	10	239	9.6
2021-22 (URI)	31	27	821	26.5	135	269	.502	0	7	.000	62	118	.525	34	139	173	5.6	86	3	40	59	74	23	332	10.7
2022-23 (ARK)	12	1	98	8.2	15	22	.682	0	0	.000	8	12	.667	6	21	27	2.3	12	0	4	7	11	6	38	3.2
CAREER	78	51	1544	19.8	251	485	.518	0	9	.000	117	230	.509	95	267	362	4.6	194	10	68	118	131	41	619	7.9

23

DERRIAN FORD

G | Fr. | 6-3 | 205 | Magnolia, Ark. | Magnolia HS

@thetruthballers

@derrianford2022

Including 2022-23, has **FOUR** years of collegiate eligibility

Major: TBA (Education)

Born on Nov. 14, 2003 in Magnolia, Ark.

The son of Darnell and Tiffani Ford

Made the **University's Dean's List** (3.5-3.99 GPA) for **Fall 2022**.Made the **Department's Honor Roll** (3.5-3.99 GPA) for **Fall 2022**.

- **Two-time Gatorade Arkansas Player of the Year (2021 & '22)**
- **McDonald's All-American Nominee**
- Two-time (2021 and 2022) Class 4A Player of the Year by the Arkansas Basketball Coaches Association

2022-23 HIGHLIGHTS:

- **FORDHAM:** Scored his first two collegiate points
- **SOUTH DAKOTA STATE:** Grabbed three rebounds and had a steal in nine minutes.
- **SAN JOSE STATE:** Had three assists and two points in 7:15 played.
- **UNCA:** Dished out two assists with three rebounds.

**NATIONAL RECRUITING RANKINGS**

- **#66 on the SI99 All-American list**
- **247Sports** ★★★★★ **#69 nation** **#11 CG**
- **247Composite** ★★★★★ **#68 nation** **#12 CG**
- **ESPN** ★★★★★ **#71 nation** **#12 SF**
- **Rivals** ★★★★★ **#78 nation** **#16 SG**

DERRIAN FORD 2022-23 GAME STATS

Opponent	Date	GS	Min	FG	FGA	Pct	3FG	3A	Pct	FT	FTA	Pct	O	D	Tot	Avg	PF	FO	A	TO	Blk	Stl	Pts	Avg
NORTH DAKOTA ST.	11/07/22	3	0	1	.000	0	0	.000	0	0	.000	0	0	1	1	1.0	0	0	0	0	0	0	0	0.0
FORDHAM	11/11/22	5	1	2	.500	0	0	.000	0	0	.000	0	0	0	0	0.5	0	0	0	0	0	0	2	1.0
SOUTH DAKOTA ST.	11/16/22	9	0	0	.000	0	0	.000	0	0	.000	0	3	3	1.3	1	0	0	1	0	1	0	0	0.7
vs Louisville	11/21/22	4	1	1	1.000	0	0	.000	0	0	.000	0	0	0	0	1.0	1	0	0	0	0	0	2	1.0
vs Creighton	11/22/22	DNP																						
vs San Diego St.	11/23/22	DNP																						
TROY	11/28/22	DNP																						
SAN JOSE ST.	12/03/22	7	1	1	1.000	0	0	.000	0	0	.000	0	0	0	0	0.8	0	0	3	0	0	0	2	1.2
UNC GREENSBORO	12/06/22	1	0	0	.000	0	0	.000	0	0	.000	0	0	0	0	0.7	0	0	0	0	0	0	0	1.0
vs Oklahoma	12/10/22	DNP																						
vs Bradley	12/17/22	2	0	0	.000	0	0	.000	0	0	.000	0	0	0	0	0.6	0	0	0	1	0	0	0	0.9
UNC ASHEVILLE	12/21/22	9	0	2	.000	0	0	.000	2	2	1.000	0	3	3	0.9	0	0	2	0	0	0	0	2	1.0
at LSU	12/28/22	DNP																						
MISSOURI	01/04/23	DNP																						
at Auburn	01/07/23	1	0	0	.000	0	0	.000	0	0	.000	0	0	0	0	0.8	0	0	0	0	0	0	0	0.9
ALABAMA	01/11/23	0	0	0	.000	0	0	.000	0	0	.000	0	0	0	0	0.7	0	0	0	0	0	0	0	0.8
Totals		0	41	3	7	.429	0	0	.000	2	2	1.000	1	6	7	0.7	2	0	5	2	0	1	8	0.8

FORD'S PERSONAL BESTS**POINTS**

Season: 2 (2x) LAST vs Louisville (11/21/22)

SEC:**FG MADE**

Season: 1 LAST vs Louisville (11/21/22)

SEC:**FG ATTEMPTED**

Season: 2 vs Fordham (11/11/22)

SEC:**3-POINT FG MADE**

Season: --

SEC:**3-PT FG ATTEMPTS**

Season: --

SEC:**FT MADE**

Season: 2 vs UNC Asheville (12/21/22)

SEC:**FT ATTEMPTED**

Season: 2 vs UNC Asheville (12/21/22)

SEC:**REBOUNDS**

Season: 3 (2x) LAST vs UNC Asheville (12/21/22)

SEC:**ASSISTS**

Season: 3 vs San Jose State (12/03/22)

SEC:**STEALS**

Season: 1 vs South Dakota State (11/16/22)

SEC:**BLOCKED SHOTS**

Season: --

SEC:**MINUTES**

Season: 8:56 vs UNC Asheville (12/21/22)

SEC: 0:40 at Auburn (01/07/23)**DERRIAN FORD CAREER STATISTICS**

Year	GP	GS	Min	Avg	FG	FGA	Pct	3FG	3FGA	Pct	FT	FTA	Pct	Off	Def	Tot	Avg	PF	FO	Ass	TO	Blk	Stl	Pts	Avg
2022-23	10	0	41	4.1	3	7	.429	0	0	.000	2	2	1.000	1	6	7	0.7	2	0	5	2	0	1	8	0.8

21 CADE ARBOGAST

G | Jr. | 6-3 | 180 | Concord, Calif. | De La Salle HS / Lane (Ore.) CC

[@cadearbogast](#)
[@cadearbogast](#)

Including 2022-23, has **THREE** years of collegiate eligibility
Major: Communications
Born on Aug. 23, 2000 in Walnut Creek, Calif.
The son of Peter and Carol Arbogast



Named to the 2022-23 SEC Winter Academic Honor Roll

2021-22 (So.):

• Scored his first collegiate points – a 3-pointer (1:32 in the 2nd half) [that blew the roof off Bud Walton Arena](#) – in the San Jose State win.

2021-22 (So. at Arkansas):

• Came to Arkansas as a walkon but earned a scholarship on Jan. 21 ([watch](#)) ... Played in four games, including the NCAA second-round win over New Mexico State ... **Grabbed three rebounds and added an assist in the win at Georgia.**

CADE ARBOGAST CAREER STATISTICS

Year	GP	GS	Min	Avg	FG	FGA	Pct	3FG	3FGA	Pct	FT	FTA	Pct	Off	Def	Tot	Avg	PF	FO	Ast	TO	Blk	Stl	Pts	Avg
2021-22	4	0	3	0.8	0	4	.000	0	2	.000	0	0	.000	2	1	3	0.8	0	0	1	0	0	0	0	0.0
2022-23	6	0	9	1.5	1	4	.250	1	4	.250	0	0	.000	0	1	1	0.2	1	0	0	0	0	0	3	0.5
CAREER	10	0	12	1.2	1	8	.125	1	6	.167	0	0	.000	2	2	4	0.4	1	0	1	0	0	0	3	0.3

45 LAWSON BLAKE

F | So. | 6-10 | 235 | Fayetteville, Ark. | Fayetteville HS / Link Year (Mo.) Prep

[@lawsonblake](#)
[@lawson.blake](#)

Including 2022-23, has **THREE** years of collegiate eligibility
Major: Exercise Science
Born on an. 3, 2002 in San Antonio, Texas
The son of Larry and Allison Blake



Named to the SEC First-Year Academic Honor Roll (2021-22) and the 2022-23 SEC Winter Academic Honor Roll

Made the **University's Chancellor's List** (4.0 GPA) for **Fall 2022**.

Made the **Department's Champions Honor Roll** (4.0 GPA) for **Fall 2022**.

2022-23 (So.):

• Grabbed his first career rebound in the win over Fordham ... Had a career-high two boards versus UNC Asheville.

2021-22 (Fr.):

• Made the team as a walkon ... Played in five games, including Arkansas' second-round NCAA Tournament win over New Mexico State.

LAWSON BLAKE CAREER STATISTICS

Year	GP	GS	Min	Avg	FG	FGA	Pct	3FG	3FGA	Pct	FT	FTA	Pct	Off	Def	Tot	Avg	PF	FO	Ast	TO	Blk	Stl	Pts	Avg
2021-22	5	0	5	1.0	0	0	.000	0	0	.000	0	0	.000	0	0	0	0.0	0	0	0	0	0	0	0	0.0
2022-23	6	0	10	1.7	0	2	.000	0	0	.000	0	0	.000	1	3	4	0.7	1	0	0	1	0	0	0	0.0
CAREER	11	0	15	1.4	0	2	.000	0	0	.000	0	0	.000	1	3	4	0.4	1	0	0	1	0	0	0	0.0

ARKANSAS RAZORBACKS

2022-23 SEASON RESULTS & LEADERS

RECORD:	OVERALL	HOME	AWAY	NEUTRAL
ALL GAMES	12-4	8-1	0-2	4-1
CONFERENCE	1-3	1-1	0-2	0-0
NON-CONFERENCE	11-1	7-0	0-0	4-1

DATE	TIME (CT)	R	A	N	K	OPPONENT	TV	RESULT	ATTEND	RECORD	(SEC)	HIGH POINTS	HIGH REBOUNDS
11/07/22	7:00 pm	10/10	--/--			NORTH DAKOTA STATE	SEC Network Plus	W 78-56	19200	1-0	--	(22)Ricky Council IV	(12)Trevon Brazile
11/11/22	7:00 pm	10/10	--/--			FORDHAM	SEC Network Plus	W 74-48	19200	2-0	--	(15)Ricky Council IV	(8)Trevon Brazile
11/16/22	7:00 pm	9/10	--/--			SOUTH DAKOTA STATE	SEC Network Plus	W 71-56	19200	3-0	--	(19)Ricky Council IV	(10)Trevon Brazile
11/21/22	4:00 pm	+ 9/9	--/--			vs Louisville	ESPN2	W 80-54	2400	4-0	--	(26)Anthony Black	(6)Makhi Mitchell (6) Makhel Mitchell
11/22/22	7:00 pm	+ 9/9	10/8			vs Creighton	ESPN	87-90 L	2400	4-1	--	(26)Anthony Black	(6)Anthony Black (6)Trevon Brazile
11/23/22	9:00 pm	+ 9/9	17/19			vs San Diego State	ESPN2	(OT) W 78-74	2400	5-1	--	(20)Trevon Brazile	(9)Trevon Brazile
11/28/22	7:00 pm	11/11	--/--			TROY	SEC Network	W 74-61	19200	6-1	--	(27)Ricky Council IV	(9)Makhi Mitchell
12/03/22	3:00 pm	11/11	--/--			SAN JOSE STATE	SEC Network	W 99-58	19200	7-1	--	(23)Trevon Brazile	(6)Jalen Graham
12/06/22	6:00 pm	9/8	--/--			UNC GREENSBORO	SEC Network	W 65-58	19200	8-1	--	(22)Nick Smith Jr.	(14)Makhi Mitchell
12/10/22	Noon	@ 9/8	--/RV			vs. Oklahoma	ESPN2	W 88-78	14201	9-1	--	(26)Ricky Council IV	(6)Makhi Mitchell
12/17/22	3:00 pm	& 10/10	--/--			vs. Bradley	--	W 76-57	16675	10-1	--	(18)Jordan Walsh	(7)Davonte Davis
12/21/22	8:00 pm	10/8	--/--			UNC ASHEVILLE	SEC Network	W 85-51	19200	11-1	--	(16)Jalen Graham	(7)Kamani Johnson
12/28/22	8:00 pm	* 9/7	--/--			at LSU	ESPN2	57-60 L	10428	11-2	0-1	(16)Davonte Davis	(12)Makhi Mitchell
01/04/23	7:30 pm	* 13/13	20/21			MISSOURI	SEC Network	W 74-68	19200	12-2	1-1	(25)Ricky Council IV	(8)Kamani Johnson
01/07/23	7:30 pm	* 13/13	22/20			at Auburn	SEC Network	59-72 L	9121	12-3	1-2	(23)Anthony Black	(10)Jordan Walsh
01/11/23	6:00 pm	* 15/16	4/4			ALABAMA	ESPN2	69-84 L	19200	12-4	1-3	(16)Jalen Graham (16)Davonte Davis	(10)Davonte Davis
01/14/23	1:00 pm	* 15/16				at Vanderbilt	ESPNU						
01/18/23	8:00 pm	*				at Missouri	SEC Network						
01/21/23	11:00 am	*				OLE MISS	ESPN2						
01/24/23	6:00 pm	*				LSU	ESPN2/U						
01/28/23	3 or 5 pm	%				at Baylor	ESPN						
01/31/23	6:00 pm	*				TEXAS A&M	ESPN2/U						
02/04/23	2:30 pm	*				at South Carolina	SEC Network						
02/27/23	8:00 pm	*				at Kentucky	ESPN/2						
02/11/23	5:00 pm	*				MISSISSIPPI STATE	ESPN2/U						
02/15/23	8:00 pm	*				at Texas A&M	ESPN2/U						
02/18/23	1:00 pm	*				FLORIDA	ESPN/2						
02/21/23	8:00 pm	*				GEORGIA	SEC Network						
02/25/23	1 or 3 pm	*				at Alabama	ESPN/2						
02/28/23	8:00 pm	*				at Tennessee	ESPN2/U						
03/04/23	1:00 pm	*				KENTUCKY	CBS						
Mar. 8-12		^				SEC Tournament							

Home Games in CAPS | * - Southeastern Conference game | + Maui Jim Maui Invitational (Lahaina, Hawaii (Lahaina Civic Center) |
 @ - played in Tulsa, Okla. (BOK Center) | & - played in North Little Rock (Simmons Bank Arena) |
 % - Big 12/SEC Challenge | ^ - SEC Tournament (Nashville, Tenn. - Bridgestone Arena)

ATTENDANCE SUMMARY	GAMES	TOTALS	AVG/GAME
HOME	9	172800	19200
AWAY	2	19549	9774
NEUTRAL	5	38076	7615
TOTAL	16	230425	14402

ARKANSAS RAZORBACKS

2022-23 COMBINED REPORT

RECORD:	OVERALL	HOME	AWAY	NEUTRAL
ALL GAMES	12-4	8-1	0-2	4-1
CONFERENCE	1-3	1-1	0-2	0-0
NON-CONFERENCE	11-2	7-0	0-0	4-1

#	Player	GP	GS	Min	Avg	• TOTAL •			• 3-PTS •			• REBOUNDS •				PF FO		A TO Blk Stl				Pts Av				
						FG	FGA	Pct	3FG	FGA	Pct	FT	FTA	Pct	Off									Def	Tot	Avg
1	Ricky Council IV	16	15	566	35.4	100	214	.467	17	59	.288	70	88	.795	15	35	50	3.1	27	0	38	41	4	24	287	17.9
0	Anthony Black	16	16	542	33.9	62	135	.459	14	46	.304	54	78	.692	22	59	81	5.1	36	1	58	48	9	26	192	12.0
4	Davonte Davis	15	11	462	30.8	48	136	.353	9	42	.214	21	27	.778	8	53	61	4.1	29	0	39	22	3	23	126	8.4
15	Makhi Mitchell	16	16	324	20.3	52	80	.650	0	0	.000	18	33	.545	24	66	90	5.6	44	2	19	17	23	19	122	7.6
13	Jordan Walsh	16	15	384	24.0	45	99	.455	9	37	.243	19	27	.704	17	45	62	3.9	45	3	19	16	8	19	118	7.4
2	Trevon Brazile	9	0	243	27.0	37	77	.481	11	29	.379	21	31	.677	9	45	54	6.0	23	1	9	20	11	9	106	11.8
11	Jalen Graham	13	0	111	8.5	34	52	.654	0	2	.000	7	16	.438	13	23	36	2.8	16	0	5	14	3	4	75	5.8
3	Nick Smith Jr.	5	4	120	24.0	21	54	.389	6	20	.300	16	19	.842	2	7	9	1.8	6	0	9	6	1	3	64	12.8
20	Kamani Johnson	14	1	187	13.4	12	24	.500	0	0	.000	14	26	.538	24	23	47	3.4	27	0	3	5	3	13	38	2.7
22	Makhel Mitchell	12	1	98	8.2	15	22	.682	0	0	.000	8	12	.667	6	21	27	2.3	12	0	4	7	11	6	38	3.2
5	Joseph Pinion	13	0	87	6.7	11	24	.458	6	16	.375	6	6	1.000	2	7	9	0.7	13	0	3	0	0	4	34	2.6
23	Derrian Ford	10	0	41	4.1	3	7	.429	0	0	.000	2	2	1.000	1	6	7	0.7	2	0	5	2	0	1	8	0.8
21	Cade Arbogast	6	0	9	1.5	1	4	.250	1	4	.250	0	0	.000	0	1	1	0.2	1	0	0	0	0	0	3	0.5
12	Barry Dunning Jr.	10	1	41	4.1	0	4	.000	0	2	.000	1	2	.500	0	2	2	0.2	4	0	1	2	0	2	1	0.1
45	Lawson Blake	6	0	10	1.7	0	2	.000	0	0	.000	0	0	.000	1	3	4	0.7	1	0	0	1	0	0	0	0.0
TEAM.....															19	26	45	2.8	0		8				0	
The Razotbacks.....16						441	934	.472	73	257	.284	257	367	.700	163	422	585	36.6	286	7	212	209	76	153	1212	75.8
Opponents..... 16						364	872	.417	88	292	.301	211	306	.690	127	374	501	31.3	300	-	160	266	43	100	1027	64.2

Team Statistics	ARK	OPP
SCORING	1212	1027
Points per game	75.8	64.2
Scoring margin	+11.6	-
FIELD GOALS-ATT	441-934	364-872
Field goal pct	.472	.417
3 POINT FG-ATT	73-257	88-292
3-point FG pct	.284	.301
3-pt FG made per game	4.6	5.5
FREE THROWS-ATT	257-367	211-306
Free throw pct	.700	.690
F-Throws made per game	16.1	13.2
REBOUNDS	585	501
Rebounds per game	36.6	31.3
Rebounding margin	+5.3	-
ASSISTS	212	160
Assists per game	13.3	10.0
TURNOVERS	209	266
Turnovers per game	13.1	16.6
Turnover margin	+3.6	-
Assist/turnover ratio	1.0	0.6
STEALS	153	100
Steals per game	9.6	6.3
BLOCKS	76	43
Blocks per game	4.8	2.7
ATTENDANCE	172800	57625
Home games-Avg/Game	9-19200	2-9774
Neutral site-Avg/Game	-	5-7615

SCORE BY PERIODS:	1st	2nd	OT	Total
Arkansas	523	678	11	1212
Opponents	489	531	7	1027

Date	Ark. Rank	Opponent	Result	Score	Attend
11/07/22	10/10	NORTH DAKOTA ST.	W	76-58	19200
11/11/22	10/10	FORDHAM	W	74-48	19200
11/16/22	9/10	SOUTH DAKOTA ST.	W	71-56	19200
+ 11/21/22	9/9	vs Louisville	W	80-54	2400
+ 11/22/22	9/9	vs #10/8 Creighton	L	87-90	2400
+ 11/23/22	9/9	vs #17/19 San Diego St.	W	78-74 (OT)	2400
11/28/22	11/11	TROY	W	74-61	19200
12/03/22	11/11	SAN JOSE ST.	W	99-58	19200
12/06/22	9/8	UNC GREENSBORO	W	65-58	19200
@ 12/10/22	9/8	vs --RV Oklahoma	W	88-78	14201
& 12/17/22	10/10	vs Bradley	W	76-57	16675
12/21/22	10/8	UNC ASHEVILLE	W	85-51	19200
* 12/28/22	9/7	at LSU	L	57-60	10428
* 01/04/23	13/13	#20/21 MISSOURI	W	74-68	19200
* 01/07/22	13/13	#22/20 at Auburn	L	59-72	9121
* 01/11/23	13/13	#4/4 ALABAMA	L	69-84	19200

* = SEC game || + Maui Jim Maui Invitational (Lahaina, Hawaii (Lahaina Civic Center)) ||
 @ - played in Tulsa, Okla. (BOK Center) || & - played in North Little Rock (Simmons Bank Arena) ||
 % - Big 12/SEC Challenge | ^ - SEC Tournament (Nashville, Tenn. - Bridgestone Arena)

ARKANSAS RAZORBACKS

2022-23 SEASON STATISTICS • ALL GAMES



RECORD:	OVERALL	HOME	AWAY	NEUTRAL
ALL GAMES	12-4	8-1	0-2	4-1
CONFERENCE	1-3	1-1	0-2	0-0
NON-CONFERENCE	11-1	7-0	0-0	4-1

##	Player	GP	GS	Min	Avg	• TOTAL •			• 3-PTS •			• REBOUNDS •			PF	FO	A	TO	Blk	St	Pts	Avg
						FG	FGA	Pct	3FG	FGA	Pct	FT	FTA	Pct	Off	Def	Tot	Avg				
1	Ricky Council IV	16	15	566	35.4	100	214	.467	17	59	.288	70	88	.795	15	35	50	3.1	27	0	38	17.9
0	Anthony Black	16	16	542	33.9	62	135	.459	14	46	.304	54	78	.692	22	59	81	5.1	36	1	58	12.0
4	Davonte Davis	15	11	462	30.8	48	136	.353	9	42	.214	21	27	.778	8	53	61	4.1	29	0	39	8.4
15	Makhi Mitchell	16	16	324	20.3	52	80	.650	0	0	.000	18	33	.545	24	66	90	5.6	44	2	19	7.6
13	Jordan Walsh	16	15	384	24.0	45	99	.455	9	37	.243	19	27	.704	17	45	62	3.9	45	3	19	7.4
2	Trevon Brazile	9	0	243	27.0	37	77	.481	11	29	.379	21	31	.677	9	45	54	6.0	23	1	9	11.8
11	Jalen Graham	13	0	111	8.5	34	52	.654	0	2	.000	7	16	.438	13	23	36	2.8	16	0	5	5.8
3	Nick Smith Jr.	5	4	120	24.0	21	54	.389	6	20	.300	16	19	.842	2	7	9	1.8	6	0	9	12.8
20	Kamani Johnson	14	1	187	13.4	12	24	.500	0	0	.000	14	26	.538	24	23	47	3.4	27	0	3	2.7
22	Makhel Mitchell	12	1	98	8.2	15	22	.682	0	0	.000	8	12	.667	6	21	27	2.3	12	0	4	3.2
5	Joseph Pinion	13	0	87	6.7	11	24	.458	6	16	.375	6	6	1.000	2	7	9	0.7	13	0	3	2.6
23	Derrian Ford	10	0	41	4.1	3	7	.429	0	0	.000	2	2	1.000	1	6	7	0.7	2	0	5	0.8
21	Cade Arbogast	6	0	9	1.5	1	4	.250	1	4	.250	0	0	.000	0	1	1	0.2	1	0	0	0.5
12	Barry Dunning Jr.	10	1	41	4.1	0	4	.000	0	2	.000	1	2	.500	0	2	2	0.2	4	0	1	0.1
45	Lawson Blake	6	0	10	1.7	0	2	.000	0	0	.000	0	0	.000	1	3	4	0.7	1	0	1	0.0
TEAM.....															19	26	45	2.8	0		8	0
ARKANSAS.....				16		441	934	.472	73	257	.284	257	367	.700	163	422	585	36.6	286	7	212	75.8
Opponents.....				16		364	872	.417	88	292	.301	211	306	.690	127	374	501	31.3	300	-	160	64.2

SCORE BY PERIODS:	1st	2nd	OT	Total
Arkansas	523	678	11	1212
Opponents	489	531	7	1027

DEADBALL REBOUNDS:	OFF	DEF	TOTAL
Arkansas	58	8	66
Opponents	45	8	53

ARKANSAS RAZORBACKS

2022-23 STATISTICS • SEC GAMES ONLY



RECORD:	OVERALL	HOME	AWAY
SEC ONLY	1-3	1-1	0-2

##	Player	GP	GS	Min	Avg	• TOTAL •			• 3-PTS •			• REBOUNDS •			PF	FO	A	TO	Blk	St	Pts	Avg
						FG	FGA	Pct	3FG	FGA	Pct	FT	FTA	Pct	Off	Def	Tot	Avg				
1	Ricky Council IV	4	3	144	36.0	20	59	.339	5	20	.250	22	29	.759	7	10	17	4.3	4	0	5	16.8
4	Davonte Davis	4	4	140	35.0	19	50	.380	4	15	.267	2	2	1.000	1	22	23	5.8	8	0	12	11.0
0	Anthony Black	4	4	143	35.8	12	38	.316	1	13	.077	16	25	.640	9	13	22	5.5	11	1	14	10.3
15	Makhi Mitchell	4	4	100	25.0	13	21	.619	0	0	.000	6	12	.500	9	22	31	7.8	13	1	2	8.0
13	Jordan Walsh	4	4	108	27.0	12	35	.343	1	14	.071	2	4	.500	10	18	28	7.0	14	0	4	6.8
11	Jalen Graham	4	0	36	9.0	10	16	.625	0	1	.000	1	5	.200	4	8	12	3.0	6	0	1	5.3
5	Joseph Pinion	4	0	44	11.0	4	9	.444	3	8	.375	2	2	1.000	1	1	2	0.5	7	0	0	3.3
22	Makhel Mitchell	3	1	30	10.0	3	3	1.000	0	0	.000	2	3	.667	2	4	6	2.0	4	0	2	2.7
20	Kamani Johnson	4	0	53	13.3	2	4	.500	0	0	.000	2	6	.333	6	7	13	3.3	10	0	0	1.5
12	Barry Dunning Jr.	1	0	1	1.0	0	1	.000	0	1	.000	0	0	.000	0	0	0	0.0	0	0	0	0.0
23	Derrian Ford	2	0	1	0.5	0	0	.000	0	0	.000	0	0	.000	0	0	0	0.0	0	0	0	0.0
TEAM.....															6	6	12	3.0	0		3	0
RAZORBACKS.....				4		95	236	.403	14	72	.194	55	88	.625	55	111	166	41.5	77	2	38	64.8
Opponents.....				4		98	225	.436	26	77	.338	62	91	.681	33	98	131	32.8	78	-	45	71.0

SCORE BY PERIODS:	1st	2nd	Total
Arkansas	104	155	259
Opponents	127	157	284

DEADBALL REBOUNDS:	OFF	DEF	TOTAL
Arkansas	18	1	19
Opponents	11	3	14

2022-23 ARKANSAS RAZORBACKS GAME HIGHS AND LEADERS

Opponent	DATE	SCORE	RESULT	POINTS	REBOUNDS	ASSISTS	STEALS	BLOCKED SHOTS
NORTH DAKOTA ST.	11/07/22	76-58	W	22-Ricky Council IV	12-Trevon Brazile	3-Jordan Walsh Anthony Black	3-Makhi Mitchell Anthony Black	1-Ricky Council IV Davonte Davis Trevon Brazile Anthony Black
FORDHAM	11/11/22	74-48	W	15-Ricky Council IV	8-Trevon Brazile	7-Ricky Council IV	3-Makhi Mitchell Davonte Davis	2-Makhi Mitchell
SOUTH DAKOTA ST.	11/16/22	71-56	W	19-Ricky Council IV	10-Trevon Brazile	5-Anthony Black	4-Anthony Black	2-Trevon Brazile
vs Louisville	11/21/22	80-54	W	26-Anthony Black	6-Makhi Mitchell Makhel Mitchell	6-Anthony Black	4-Ricky Council IV	2-Makhel Mitchell
vs Creighton	11/22/22	87-90	L	26-Anthony Black	6-Trevon Brazile Anthony Black	6-Anthony Black	2-Anthony Black Ricky Council IV	3-Trevon Brazile
vs San Diego St.	11/23/22	78-74	WOT	20-Trevon Brazile	9-Trevon Brazile	4-Ricky Council IV	2-Trevon Brazile Kamani Johnson Ricky Council IV	2-Makhel Mitchell
TROY	11/28/22	74-61	W	27-Ricky Council IV	9-Makhi Mitchell	3-Anthony Black	2-Anthony Black Jordan Walsh Trevon Brazile	3-Makhi Mitchell
SAN JOSE ST.	12/03/22	99-58	W	23-Trevon Brazile	6-Jalen Graham	6-Anthony Black	3-Ricky Council IV	2-Trevon Brazile
UNC GREENSBORO	12/06/22	65-58	W	22-Nick Smith Jr.	14-Makhi Mitchell	3-Nick Smith Jr.	3-Davonte Davis	4-Makhi Mitchell
vs Oklahoma	12/10/22	88-78	W	26-Ricky Council IV	6-Makhi Mitchell	5-Ricky Council IV Anthony Black	2-Anthony Black Jordan Walsh	2-Makhi Mitchell
vs Bradley	12/17/22	76-57	W	18-Jordan Walsh	7-Davonte Davis	4-Anthony Black	5-Davonte Davis	2-Anthony Black
UNC ASHEVILLE	12/21/22	85-51	W	16-Jalen Graham	7-Kamani Johnson	3-Anthony Black Makhi Mitchell Joseph Pinion Davonte Davis	3-Makhi Mitchell Kamani Johnson	3-Makhel Mitchell
at LSU	12/28/22	57-60	L	16-Davonte Davis	12-Makhi Mitchell	4-Anthony Black	3-Ricky Council IV	3-Makhi Mitchell
MISSOURI	01/04/23	74-68	W	25-Ricky Council IV	8-Kamani Johnson	5-Davonte Davis Anthony Black	3-Davonte Davis	2-Makhi Mitchell
at Auburn	01/07/23	59-72	L	23-Anthony Black	10-Jordan Walsh	4-Anthony Black	2-Kamani Johnson	2-Makhi Mitchell
ALABAMA	01/11/23	69-84	L	16-Davonte Davis Jalen Graham	10-Davonte Davis	3-Ricky Council IV Davonte Davis	2-Davonte Davis	2-Makhel Mitchell

LED TEAM IN POINTS (including ties)	LED TEAM IN REBS (including ties)	LED TEAM IN ASSISTS (including ties)	LED TEAM IN STEALS (including ties)	LED TEAM IN BLKS (including ties)
Council 6	Khi Mitchell 5	Black 12	Black 6	Khi Mitchell 7
Black 4	Brazile 5	Council 4	Council 5	Brazile 4
Davis 2	Johnson 2	Davis 3	Davis 5	Khel Mitchell 4
Graham 2	Davis 2	Smith 1	Khi Mitchell 3	Black 2
Smith 1	Walsh 1	Walsh 1	Johnson 3	Council 1
Walsh 1	Black 1	Khi Mitchell 1	Walsh 2	Davis 1
Brazile 1	Khel Mitchell 1	Pinion 1	Brazile 1	
	Graham 1			

2022-23 RAZORBACK GAME-BY-GAME STATISTICS

Opponent	Date	Score	W/L	• TOTAL •			• 3-PTRS •			• REBOUNDS •													
				FG	FGA	Pct	3FG	FGA	Pct	FT	FTA	Pct	Off	Def	Tot	Avg	PF	A	TO	Blk	Stl	Pts	Avg
NORTH DAKOTA ST.	11/07/22	76-58	W	28	57	.491	4	10	.400	16	23	.696	6	34	40	40.0	19	10	11	4	11	76	76.0
FORDHAM	11/11/22	74-48	W	30	65	.462	2	16	.125	12	18	.667	16	22	38	39.0	19	17	13	4	13	74	75.0
SOUTH DAKOTA ST.	11/16/22	71-56	W	28	61	.459	7	22	.318	8	15	.533	9	33	42	40.0	19	17	20	4	14	71	73.7
vs Louisville	11/21/22	80-54	W	29	51	.569	8	22	.364	14	19	.737	6	22	28	37.0	23	20	16	3	10	80	75.2
vs Creighton	11/22/22	87-90	L	33	70	.471	8	20	.400	13	17	.765	10	21	31	35.8	21	15	9	5	8	87	77.6
vs San Diego St.	11/23/22	78-74	Wot	24	60	.400	3	17	.176	27	38	.711	10	30	40	36.5	20	8	16	3	9	78	77.7
TROY	11/28/22	74-61	W	27	51	.529	3	11	.273	17	23	.739	10	23	33	36.0	12	4	15	5	8	74	77.1
SAN JOSE ST.	12/03/22	99-58	W	37	59	.627	8	13	.615	17	21	.810	7	26	33	35.6	12	22	11	5	8	99	79.9
UNC GREENSBORO	12/06/22	65-58	W	18	54	.333	3	18	.167	26	33	.788	8	39	47	36.9	14	9	12	9	6	65	78.2
vs Oklahoma	12/10/22	88-78	W	35	59	.593	4	12	.333	14	19	.737	8	17	25	35.7	12	19	9	5	10	88	79.2
vs Bradley	12/17/22	76-57	W	25	51	.490	4	11	.364	22	31	.710	7	19	26	34.8	19	13	11	5	16	76	78.9
UNC ASHEVILLE	12/21/22	85-51	W	32	60	.533	5	13	.385	16	22	.727	11	25	36	34.9	19	20	10	6	15	85	79.4
at LSU	12/28/22	57-60	L	24	65	.369	4	25	.160	5	10	.500	13	31	44	35.6	14	7	10	5	8	57	77.7
MISSOURI	01/04/23	74-68	W	26	54	.481	6	21	.286	16	23	.696	15	25	40	35.9	19	13	17	4	7	74	77.4
at Auburn	01/07/23	59-72	L	19	56	.339	2	16	.125	19	32	.594	17	28	45	36.5	21	9	14	5	4	59	76.2
ALABAMA	01/11/23	69-84	L	26	61	.426	2	10	.200	15	23	.652	10	27	37	36.6	23	9	15	4	6	69	75.8
Arkansas		1212		441	934	.472	73	257	.284	257	367	.700	163	422	585	36.6	286	212	209	76	153	1212	75.8
Opponents		1027		364	872	.417	88	292	.301	211	306	.690	127	374	501	31.3	300	160	266	43	100	1027	64.2

Games played: 16

Points/game: 75.8

FG Pct: 47.2

3FG Pct: 28.4

FT Pct: 70.0

Rebounds/game: 36.6

Assists/game: 13.3

Turnovers/game: 13.1

Assist/turnover ratio: 1.0

Steals/game: 9.6

Blocks/game: 4.8

2022-23 OPPONENT GAME-BY-GAME STATISTICS

Opponent	Date	Score	W/L	• TOTAL •			• 3-PTRS •			• REBOUNDS •													
				FG	FGA	Pct	3FG	FGA	Pct	FT	FTA	Pct	Off	Def	Tot	Avg	PF	A	TO	Blk	Stl	Pts	Avg
NORTH DAKOTA ST.	11/07/22	76-58	W	19	56	.339	5	21	.238	15	23	.652	7	28	35	35.0	16	7	14	2	5	58	58.0
FORDHAM	11/11/22	74-48	W	17	45	.378	4	17	.235	10	17	.588	9	20	29	32.0	17	7	30	0	4	48	53.0
SOUTH DAKOTA ST.	11/16/22	71-56	W	18	56	.321	3	16	.188	17	20	.850	6	26	32	32.0	14	9	20	2	8	56	54.0
vs Louisville	11/21/22	80-54	W	16	44	.364	4	12	.333	18	25	.720	7	17	24	30.0	16	4	22	1	4	54	54.0
vs Creighton	11/22/22	87-90	L	31	53	.585	7	14	.500	21	29	.724	5	30	35	31.0	16	17	17	3	5	90	61.2
vs San Diego St.	11/23/22	78-74	Wot	27	62	.435	2	18	.111	18	23	.783	7	27	34	31.5	23	8	15	2	9	74	63.3
TROY	11/28/22	74-61	W	24	56	.429	9	28	.321	4	8	.500	10	16	26	30.7	19	10	18	3	6	61	63.0
SAN JOSE ST.	12/03/22	99-58	W	23	57	.404	6	19	.316	6	11	.545	11	18	29	30.5	19	8	18	3	6	58	62.4
UNC GREENSBORO	12/06/22	65-58	W	21	67	.313	9	28	.321	7	11	.636	8	31	39	31.4	26	13	9	3	8	58	61.9
vs Oklahoma	12/10/22	88-78	W	32	56	.571	7	15	.467	7	9	.778	7	20	27	31.0	17	15	15	1	5	78	63.5
vs Bradley	12/17/22	76-57	W	18	45	.400	4	15	.267	17	21	.810	8	24	32	31.1	22	8	27	2	8	57	62.9
UNC ASHEVILLE	12/21/22	85-51	W	20	50	.400	2	12	.167	9	18	.500	9	19	28	30.8	17	9	20	4	3	51	61.9
at LSU	12/28/22	57-60	L	25	62	.403	4	17	.235	6	12	.500	9	30	39	31.5	13	9	10	3	6	60	61.8
MISSOURI	01/04/23	74-68	W	24	54	.444	6	19	.316	14	21	.667	9	14	23	30.9	23	12	10	2	7	68	62.2
at Auburn	01/07/23	59-72	L	24	55	.436	7	21	.333	17	22	.773	7	25	32	30.9	20	13	8	7	8	72	62.9
ALABAMA	01/11/23	69-84	L	25	54	.463	9	20	.450	25	36	.694	8	29	37	31.3	22	11	13	5	8	84	64.2
Opponents		1027		364	872	.417	88	292	.301	211	306	.690	127	374	501	31.3	300	160	266	43	100	1027	64.2
Arkansas		1212		441	934	.472	73	257	.284	257	367	.700	163	422	585	36.6	286	212	209	76	153	1212	75.8

Games played: 16

Points/game: 64.2

FG Pct: 41.7

3FG Pct: 30.1

FT Pct: 69.0

Rebounds/game: 31.3

Assists/game: 10.0

Turnovers/game: 16.6

Assist/turnover ratio: 0.6

Steals/game: 6.3

Blocks/game: 2.7

ARKANSAS RAZORBACKS

2022-23 GAME-BY-GAME POINTS-ASSISTS-REBOUNDS

				0	1	2	3	4	5	11	12	13	15	20	21	22	23	45
Opponent	Date	Score	WL	Black	Council	Brazile	Smith	Davis	Pinion	Graham	Dunning	Walsh	Mitchell	Johnson	Arbogast	Mitchell	Ford	Blake
N. DAK ST	11/07/22	74-61	W	3-7-3	22-3-2	21-12-1	DNP-Inj	18-6-0	0-0-0	DNP	0-0-0	4-2-3	8-4-1	0-0-0	DNP	DNP	0-1-0	DNP
FORD	11/11/22	74-48	W	10-6-0	15-4-7	8-8-1	DNP-Inj	7-3-5	2-0-0	10-4-1	0-0-0	12-4-1	8-4-2	0-1-0	0-0-0	0-0-0	2-0-0	0-1-0
S. DAK ST	11/16/22	71-56	W	5-5-5	19-2-2	13-10-2	DNP-Inj	13-2-3	2-0-0	2-6-0	0-0-0	10-1-1	5-4-3	2-4-0	0-0-0	0-3-1	0-3-0	0-1-0
vs LOU	11/21/22	80-54	W	26-3-6	15-3-3	1-2-0	DNP-Inj	2-0-5	2-2-0	8-1-0	0-0-0	7-2-2	5-6-1	DNP	0-0-0	12-6-3	2-0-0	0-0-0
vs CU	11/22/22	87-90	L	26-6-6	24-3-3	17-6-2	DNP-Inj	9-3-2	0-0-0	DNP	DNP	5-3-2	2-1-0	DNP	DNP	4-3-0	DNP	DNP
vs S DIEGO ST	11/23/22	78-74	WOT	15-5-1	19-3-4	20-9-0	DNP-Inj	2-2-1	DNP	0-0-0	0-0-0	7-5-2	2-3-0	7-7-0	DNP	6-3-0	DNP	DNP
TROY	11/28/22	74-61	W	14-8-3	27-3-0	3-0-1	0-1-0	DNP	0-1-0	DNP	0-0-0	6-4-0	14-9-0	8-3-0	DNP	2-2-0	DNP	DNP
SJSU	12/03/22	99-58	W	8-4-6	17-3-1	23-5-2	16-1-5	0-1-3	5-2-0	11-6-1	0-1-1	6-3-0	8-4-0	0-0-0	3-0-0	0-1-0	2-0-3	0-0-0
UNCG	12/06/22	65-58	W	11-5-2	8-3-2	0-2-0	22-4-3	10-10-0	DNP	0-1-0	DNP	0-0-1	13-14-1	1-5-0	DNP	DNP	0-0-0	DNP
vs OU	12/10/22	88-78	W	8-4-5	26-2-5	DNP-Inj	21-2-1	5-2-2	DNP	1-1-0	DNP	12-3-1	10-6-4	5-5-1	DNP	DNP	DNP	DNP
vs BRAD	12/17/22	76-57	W	15-3-4	16-2-2	DNP-Inj	5-1-0	7-7-3	0-1-0	6-2-1	1-1-0	18-3-1	6-3-2	2-2-0	0-0-0	0-0-0	0-0-0	0-0-0
AVL	12/21/22	85-51	W	10-3-3	12-2-2	DNP-Inj	DNP-Inj	9-2-3	10-1-3	16-3-1	0-0-0	4-4-1	9-1-3	7-7-2	0-1-0	6-3-0	2-3-2	0-2-0
at LSU	12/28/22	57-60	L	7-8-4	13-6-0	DNP-Inj	DNP-Inj	16-6-2	0-0-0	0-1-0	DNP	13-9-0	8-12-1	0-0-0	DNP	DNP	DNP	DNP
MIZ	01/04/23	74-68	W	6-2-5	25-7-1	DNP-Inj	DNP-Inj	10-5-5	13-1-0	0-0-0	DNP	6-7-2	8-7-0	5-8-0	DNP	1-0-0	DNP	DNP
at AUB	01/07/23	59-72	L	23-7-4	14-2-1	DNP-Inj	DNP-Inj	2-2-2	0-1-0	5-6-0	0-0-0	6-10-2	6-7-0	1-5-0	DNP	2-2-0	0-0-0	DNP
BAMA	01/11/23	69-84	L	5-5-1	15-2-3	DNP-Inj	DNP-Inj	16-10-3	0-0-0	16-5-1	DNP	2-2-0	10-5-1	0-0-0	DNP	5-4-0	0-0-0	DNP

ARKANSAS RAZORBACKS

2022-23 STARTING LINEUPS

Date	Opponent	Black	Davis	Council	Johnson	Khi Mitchell	Brazile	Outcome
Nov. 7	N. DAK ST	Black	Davis	Council	Johnson	Khi Mitchell	Brazile	W, 76-58
Nov. 11	FORDHAM	Black	Davis	Council	Walsh	Khi Mitchell	Brazile	W, 74-48
Nov. 16	S. DAK ST	Black	Davis	Council	Walsh	Khi Mitchell	Brazile	W, 71-56
Nov. 21	vs LOU	Black	Davis	Council	Walsh	Khi Mitchell	Brazile	W, 80-54
Nov. 22	vs CU	Black	Davis	Council	Walsh	Khi Mitchell	Brazile	L, 87-90
Nov. 23	vs S DIEGO ST	Black	Davis	Council	Walsh	Khi Mitchell	Brazile	(ot) W, 78-74
Nov. 28	TROY	Black	Dunning	Council	Walsh	Khi Mitchell	Brazile	W, 74-61
Dec. 3	SJSU	Black	Smith	Council	Walsh	Khi Mitchell	Brazile	W, 99-58
Dec. 6	UNCG	Black	Smith	Council	Walsh	Khi Mitchell	Brazile	W, 65-58
Dec. 10	vs OU	Black	Smith	Council	Walsh	Khi Mitchell	Davis/Graham	W, 88-78
Dec. 17	vs BRAD	Black	Smith	Council	Walsh	Khi Mitchell	Johnson/Davis	W, 76-57
Dec. 21	vs UNCA	Black	Davis	Council	Walsh	Khi Mitchell	Johnson	W, 85-51
Dec. 28	at LSU	Black	Davis	Council	Walsh	Khi Mitchell	Johnson	L, 57-60
Jan. 4	MIZZOU	Black	Davis	Council	Walsh	Khi Mitchell	Johnson	W, 74-68
Jan. 7	at AUB	Black	Davis	Council	Walsh	Khi Mitchell	Johnson	L, 59-72
Jan. 11	BAMA	Black	Davis	Walsh	Khi Mitchell	Khi Mitchell	Council	L, 69-84

RECORD BY LINEUP:

Black	Davis	Council	Johnson	Khi Mitchell	1-0
Black	Davis	Council	Walsh	Khi Mitchell	6-3
Black	Dunning	Council	Walsh	Khi Mitchell	1-0
Black	Smith	Council	Walsh	Khi Mitchell	4-0
Black	Davis	Walsh	Khi Mitchell	Khi Mitchell	0-1

RECORD BY STARTER

Black	16	12-4
Council	16	12-4
Khi Mitchell	16	12-4
Walsh	15	11-4
Davis	11	7-4
Smith	4	4-0
Khi Mitchell	1	0-1
Johnson	1	1-0
Dunning	1	1-0

RECORD BY 1ST SUB (including ties)

Brazile	9	8-1
Johnson	5	3-2
Davis	2	2-0
Council	1	0-1
Graham	1	1-0

ARKANSAS RAZORBACKS

2022-23 SPECIALTY STATS (ARKANSAS/OPPONENT)

Opponent	Pts Off TO	Pts In Paint	2nd Chance	Fast Break	Bench	Ties	Lead Chng	Ark Largest Lead	Best Ark Run	Opp Largest Lead	Best Opp Run	Ark Led	Opp Led	Gm Tied
NORTH DAKOTA ST	20 / 11	44 / 24	8 / 9	9 / 10	25 / 12	3	0	21 11:35 2nd	11-0	-- -- --	10-0	38:10	--	1:50
FORDHAM	30 / 15	54 / 20	13 / 2	11 / 2	22 / 17	1	1	21 4:11 2nd	12-0	5 19:03 1st	7-0	33:43	4:55	1:22
SOUTH DAKOTA ST	23 / 11	32 / 30	4 / 7	12 / 12	19 / 31	1	2	27 8:39 2nd	11-0	1 16:08 1st	7-0	27:54	0:17	1:49
vs Louisville	29 / 19	38 / 16	3 / 2	15 / 9	25 / 29	0	0	27 4:29 2nd	17-0	-- -- --	7-0	39:47	--	0:13
vs Creighton	21 / 3	42 / 42	15 / 5	16 / 13	21 / 3	10	10	2 14:25 2nd	6-0	12 1:43 1st	7-0	2:08	33:45	4:07
vs San Diego St	16 / 16	32 / 34	11 / 4	10 / 9	33 / 17	5	10	4 0:03 OT	8-0	13 5:56 1st	11-0	8:52	33:47	2:15
TROY	19 / 15	46 / 26	12 / 10	14 / 10	13 / 21	6	11	14 1:03 2nd	17-0	7 6:06 1st	8-0	15:32	20:22	4:06
SAN JOSE ST	32 / 12	52 / 30	6 / 10	23 / 2	44 / 4	4	12	41 0:20 2nd	11-0	4 4:24 1st	7-0	32:34	3:01	4:25
UNC GREENSBORO	6 / 9	28 / 24	4 / 3	8 / 6	11 / 18	4	11	7 1:29 2nd	8-0	12 4:54 1st	11-0	7:47	29:06	3:07
vs Oklahoma	17 / 10	58 / 44	11 / 8	14 / 12	11 / 16	1	8	16 9:19 2nd	8-0	9 11:47 1st	7-0	23:41	16:06	9:19
vs Bradley	37 / 9	40 / 16	9 / 8	17 / 7	16 / 8	1	3	24 11:18 2nd	11-0	2 19:30 1st	6-0	36:11	2:43	1:06
vs UNC ASHEVILLE	32 / 5	50 / 26	8 / 9	19 / 5	41 / 11	1	1	35 2:42 2nd	8-0	2 19:33 1st	4-0	38:41	1:07	0:39
at LSU	4 / 13	36 / 40	11 / 6	7 / 8	0 / 25	10	7	6 9:20 2nd	6-0	6 0:17 1st	8-0	14:18	18:51	6:51
MISSOURI	8 / 21	26 / 28	17 / 8	18 / 11	19 / 29	1	1	8 8:45 2nd	10-0	17 9:31 1st	11-0	14:08	25:13	0:39
at Auburn	6 / 25	32 / 32	8 / 11	5 / 5	8 / 27	0	0	-- -- --	5-0	15 17:26 2nd	6-0	--	39:46	0:14
ALABAMA	7 / 24	40 / 32	8 / 8	4 / 24	31 / 16	5	5	3 1:18 2nd	9-0	15 1:27 2nd	13-0	4:45	32:34	2:40

□ INDICATES LARGEST LEADS / DEFICITS

BLACK INDICATES LARGEST UA LEAD IN A LOSS

RED INDICATES UA LARGEST DEFICITS IN A WIN

CHARGES DRAWN

(Deflections • Blocks • Steals)

Player	18-19	19-20	20-21	21-22	22-23	Career
Black					3	
Brazile					0	
Council					1	
Davis		2	0	2	4	
Dunning					0	
Ford					0	
Graham					4	
Johnson		RS	4	3	7	
Khel Mitchell				1	1	
Khi Mitchell				0		
Pinion				0		
Smith				0		
Walsh				1	1	

MOST IN A GAME 2022-23:

DUNKS

(Deflections • Blocks • Steals)

Player	18-19	19-20	20-21	21-22	22-23	Career
Black					10	10
Brazile					12	
Council					18	
Davis			5	6	2	13
Dunning					0	0
Ford					0	0
Graham					7	
Johnson			RS	2	0	2
Khel Mitchell					10	
Khi Mitchell					8	
Pinion					2	2
Smith					1	1
Walsh					4	4

MOST IN A GAME 2022-23:

- 4 **Khel Mitchell** (LOU) 11 vs Louisville
 3 **Brazile** (SDSU); **Graham** (SAN JOSE) 8 vs UNCA
Council (OKLA); **Council** (UNCA) 7 vs Oklahoma
 6 vs Creighton
 6 at Auburn

ALLEY-OOPS

20

NDSU	Brazile from Black
Fordham	Brazile from Council
Louisville	Council from Davis
	Khel Mitchell from Black
Creighton	Brazile from Black
	Brazile from Walsh
San Diego St	Khel Mitchell from Walsh
	Brazile from Council
Troy	Brazile from Black
San Jose	Khi Mitchell from Black
	Black from Smith
	Graham from Davis
UNCG	Khi Mitchell from Smith
Oklahoma	Council from Smith
	Black from Council
	Council from Davis
Bradley	Walsh from Black
UNCA	Council from Black
	Graham from Pinion
at Auburn	Khel Mitchell from Black

BASKETS MADE

20

Brazile	6
Council	4
Khel Mitchell	3
Khi Mitchell	2
Black	2
Graham	2
Walsh	1

ASSISTS

20

Black	8
Council	3
Davis	3
Smith	3
Walsh	2
Pinion	1

LAST TIME AN ARKANSAS PLAYER...

• SCORING •

Scored 30 Points: 31 Stanley Umude at Georgia (02/02/22)
Scored 40 Points: 40 Mason Jones vs Auburn (02/04/20)
Scored 50 Points: 51 Rotnei Clarke vs. Alcorn State (11/13/09)
RECORD: 51 Rotnei Clarke vs. Alcorn State (11/13/09)

• FIELD GOALS MADE •

Made 15 Field Goals: 15 (15-21) Rotnei Clarke vs. Alcorn State (11/13/09)
Made 20 Field Goals: 20 (2-30) Dean Tolson vs. Texas A&M (03/02/74)
RECORD: 20 (20-30) Dean Tolson vs. Texas A&M (03/02/74)

• FIELD GOALS ATTEMPTED •

Attempted 20 Field Goals: 20 (7-20) JD Notae Auburn (02/08/22)
Attempted 25 Field Goals: 26 (11-26) JD Notae vs Mercer (11/09/21)
RECORD: 30 (20-30) Dean Tolson vs. Texas A&M (03/02/74)

• FIELD GOAL PERCENTAGE •

Shot 100% FG (Min. 7 att): Daniel Gafford (7-7) at Texas Tech (01/26/19)
RECORD (min 8 att): 100% 8x - Best: Daryll Saulsberry (10-10) 1975

• 3-POINTERS MADE •

Made 7 3-pointers: 8 (8-11) Mason Jones at Texas A&M (03/07/20)
Made 10 3-pointers: 10 (10-13) by Isaiah Joe vs. FIU (12/01/18)
Made 11-Plus 3-pointers: 13 (13-17) by Rotnei Clarke vs. Alcorn State (11/13/09)
RECORD: 13 (13-17) by Rotnei Clarke vs. Alcorn State (11/13/09) (SEC record)

• 3-POINTERS ATTEMPTED •

Attempted 15 3-Pointers: 15 (6-15) Isaiah Joe at Texas A&M (03/07/20)
Attempted 20 3-Pointers: 24 (10-24) Pat Bradley vs. North Texas (12/30/98)
RECORD: 24 (10-24) Pat Bradley vs. North Texas (12/30/98) (SEC record)

• FREE THROWS MADE •

Made 10 Free Throws: 13 Anthony Black (13-16) at Auburn (01/07/23)
Made 15 Free Throws: 16 (16-19) Moses Moody vs Alabama (02/24/21)
Made 20 Plus Free Throws: 22 (22-24) Martin Terry vs. Texas A&M (01/22/72)
RECORD: 22 (22-24) by Martin Terry vs. Texas A&M (01/22/72)

• FREE THROWS ATTEMPTED •

Attempted 15 Free Throws: 16 (13-16) Anthony Black (01/07/23)
Attempted 20 Free Throws: 21 (18-21) Moses Moody vs Alabama (02/24/21)
Attempted 24 Plus Free Throws: 24 (22-24) Martin Terry vs. Texas A&M (01/22/72)
RECORD: 24 (22-24) Martin Terry vs. Texas A&M (01/22/72)

• FREE THROW PERCENTAGE •

Shot 100% FT (min 10 att): Chris Lykes (12-12) vs Elon (12/21/21)
RECORD (min. 11 att): 9x - Best: Tommy Boyer (18-18) in 1963

• REBOUNDS •

Grabbed 15-19 Rebounds: 15 Jaylin Williams vs New Mexico State (03/19/22)
Grabbed 20-Plus Rebounds: 23 Nick Davis vs. Jackson State (11/21/97)
RECORD: 23 by Nick Davis vs. Jackson State (11/21/97)
• Grabbed 10 Offensive Rebounds: 111 Justin Smith vs Oral Roberts (03/27/21)
• **Grabbed 10 Defensive Rebounds: 14 Khi Mitchell & Devo Davis vs UNCG (12/06/22)**

• ASSISTS •

Had 10 Assists: 10 by Jalen Tate vs Georgia (01/09/21)
Had 15 Assists: 15 by Dontell Jefferson vs. Portland State (11/18/05)
RECORD: 15 by Dontell Jefferson vs. Portland State (11/18/05)

• STEALS •

Had 5 Steals: 5 Davonte Davis vs Bradley (12/17/22)
Had 6-7 Steals: 6 Jaylin Williams vs Texas A&M (01/22/22)
Had 8-9 Steals: 8 JD Notae vs New Mexico State (03/19/22)
RECORD: 9 by Robert Shepard at Arizona (12/06/92)

• BLOCKED SHOTS •

Had 5 Blocks: 5 Connor Vanover at Oklahoma State (01/30/21)
Had 6-9 Blocks: 6 Connor Vanover vs North Texas (11/28/20)
Had 10 Blocks: 10 Steven Hill vs. Texas State (12/06/05)
RECORD: 10 Steven Hill vs. Texas St. (12/06/05) & Oliver Miller vs. Texas (02/04/90)

• TURNOVERS •

Committed 5-9 Turnovers: 6 JD Notae vs New Mexico State (03/19/22)
Committed 10 Plus Turnovers: 10 Courtney Fortson at South Carolina (02/21/09)

• MINUTES PLAYED •

39 Minutes (Regulation): 39:46 Anthony Black vs Missouri (01/04/23)
40 Minutes (Regulation): 40:00 Ricky Council & Anthony Black at LSU (12/28/22)
40 Minutes (OT): 2 vs San Diego St (11/23/22) - Council (41:03) - Brazile (40:05)
45 Plus Minutes: 47 by BJ Young vs. Auburn (01/16/13)

• MISCELLANEOUS •

2 Players Scored 20+ Pts In Same Game: Ricky Council IV (26) & Nick Smith Jr. (24) vs Oklahoma (12/10/22)
3 Players Scored 20+ Pts In Same Game: at South Carolina (03/02/20)
Moses Moody (28), Justin Smith (22) and JD Notae (21)
2 Players Scored 20+ Pts In Back-To-Back Gms: Mason Jones (37/26) & Isaiah Joe (22/26) vs Tennessee (02/26/20) and at Georgia (02/29/20)
2 Players Scored 20+ Pts In 3 Straight: Mason Jones (41/20/21) & Isaiah Joe (20/21/24) vs Tulsa (12/14/19), Valpo (12/21/19) and Indiana (12/29/19)
8 Players Scored in Double Digits: Mississippi Valley State (11/25/20)
Connor Vanover (25), Desi Sills (19), Moses Moody (16), Vance Jackson (15)
Khalen Robinson (15), Justin Smith (13), JD Notae (13), Jalen Tate (12)
Scored 20 or More Points in Five-Plus Consecutive Games: (5) by Mason Jones 37, 26, 36, 30, 22 (02/26/20 to 03/11/20)
Scored 20 or More Points in 10-Plus Consecutive Games: (11) by Todd Day 20, 23, 26, 26, 22, 31, 23, 21, 27, 21, 20 (12/01/90 to 01/12/91)
Scored 30 or More Points in 3 Straight Games: Mason Jones (only Razorback) 34 vs. S. Carolina (01/29/20), 30 at Alabama (02/01/20), 40 vs Auburn (02/04/20)
Most Points in Back-To-Back Games: 82 by Martin Terry 35 at TCU (02/20/73) and 47 vs. SMU (02/24/73)
Consecutive Free Throws Made: 48 by Ricky Medlock (20 gms; 12/21/74 to 03/04/75)
Double-Double: Pts/Rebs: Khi Mitchell (13 & 14) and Devo Davis (10 & 10) vs UNCG (12/06/22)
Double-Double: Pts/Assists: Jalen Tate (15 & 10) vs Georgia (01/09/21)
Two Players with Double-Double in Same Game: vs UNC Greensboro (12/06/22) Khi Mitchell (13 pts & 14 rebs) and Devo Davis (10 pts & 10 rebs)
5 Straight Double-Doubles: (7) Jaylin Williams 13 & 11 vs AUB; 22 & 10 at BAMA; 13 & 11 at MIZ; 13 & 16 vs TENN; 15 & 10 at FLA; 16 & 12 vs UK; 19 & 10 vs LSU
3+ Straight Double-Doubles in SEC: (5) Jaylin Williams (AUB/@Bama/@MIZ/TEN/@FLA/UK/LSU)
Most Consecutive Double-Doubles: 9 by Dean Tolson (1973-74) and 6 by Derek Hood (1998-99)
Three Players with Double-Double in Same Game: vs Alabama (01/16/10) - Marshawn Powell 18 pts, 10 rebs, Mike Washington (17 pts, 13 rebs) and Courtney Fortson (12 pts, 10 assists)
Had 5-Plus Assists in 5-Plus Consecutive Games: (6) by Jalen Harris 11, 6, 10, 12, 7, 10 (11/21/81 thru 12/15/18)
Had 10 or More Assists in Back-to-Back Games: Jalen Harris 10 vs. FIU (12/01/18) and 12 at Colorado State (12/05/18)
Three-Plus Players with 5-Plus Assists in a Game: vs. Montana State (11/21/18) Jalen Harris (11), Isaiah Joe (5) and Desi Sills (5)
Had 5 or More Steals in Back-to-Back Games: Ronnie Brewer 5 vs. Western Illinois (01/01/06) and 5 vs. Mississippi State (01/07/06)

LAST TIME AN OPPONENT PLAYER...

• SCORING •

Scored 30 Points: 31 Oscar Tshiebwe vs Kentucky (02/26/22)
Scored 40 Points: 45 Jodie Meeks vs. Kentucky (02/14/09)
Scored 50 Points: 56 Oscar Robertson vs. Cincinnati (03/15/58) **(most on record)**

• FIELD GOALS MADE •

Made 15 Field Goals: 17 (17-24) Jodie Meeks vs. Kentucky (02/14/09)
Made 20 Field Goals: 21 Oscar Robertson vs. Cincinnati (03/15/58) **(most on record)**

• FIELD GOALS ATTEMPTED •

Attempted 20 Field Goals: 20 (9-20) Matt Bradley (11/23/22)
Attempted 25 Field Goals: 28 (11-28) Devan Downey vs. South Carolina (02/17/10)

• FIELD GOAL PERCENTAGE •

Shot 100% FG (Min. 7 att): Adam Wing (8-8) vs. Evansville (12/08/15)

• 3-POINTERS MADE •

Made 7 3-pointers: 7 (7-15) Tyler Hall vs. Montana State (11/21/18)
Made 10 3-pointers: 10 (10-19) Lance Weems at Auburn (01/06/96)

• 3-POINTERS ATTEMPTED •

Attempted 15 3-pointers: 15 (7-15) Tyler Hall vs. Montana State (11/21/18)
Attempted 20 3-pointers: 22 (5-22) Jeff Fryer vs. Loyola Marymount (03/16/89)

• FREE THROWS MADE •

Made 10 Free Throws: 10 (10-10) Mark Sears vs Alabama (01/11/23)
Made 15 Free Throws: 15 (15-17) Keyontae Johnson at Florida (02/18/20)

• FREE THROWS ATTEMPTED •

Attempted 15 Free Throws: 15 (12-15) Xavier Pinson (01/02/21)
Attempted 20 Free Throws: 24 (18-24) Frank Williams vs. Illinois (12/08/01)

• FREE THROW PERCENTAGE •

Shot 100% FT (min 10 att): 14-14 Grant Williams at Tennessee (01/15/19)

• REBOUNDS •

Grabbed 15-19 Rebounds: 18 Oscar Tshiebwe vs Kentucky (02/26/22)
Grabbed 20 Rebounds: 20 Antonio McDyess vs. Alabama (03/11/95)
• Grabbed 10 Offensive Rebounds: 11 Tyler Davis at Texas A&M (01/30/18)
• Grabbed 10 Defensive Rebounds: 10 Oscar Tshiebwe vs Kentucky (02/26/22)

• ASSISTS •

Had 10 Assists: 11 Tremont Waters vs. LSU (01/12/19)
Had 13 Assists: 13 Chuck Evans at Mississippi State (01/27/93) **(on record)**

• STEALS •

Had 5 Steals: 6 Alpha Diallo at Providence (03/19/19)
Had 8 Steals: 8 Terry Conerway vs. Texas State (12/21/02)

• BLOCKED SHOTS •

Had 6-9 Blocks: 6 Johni Broome at Auburn (01/07/23)
Had 10 Plus Blocks: 10 P.J. Roberson vs. Grambling State (11/26/11)

• TURNOVERS •

Committed 7-9 Turnovers: 7 Wendell Green Jr vs Auburn (02/08/22)
Committed 10 Plus Turnovers: 12 Devin Gibson vs. UTSA (12/12/07)

LAST TIME ARKANSAS HIGHS...

• SCORING •

Scored 100-119 Points: 101 at South Carolina (103/02/21)
Scored 120-Plus Points: 142 vs. Mississippi Valley State (11/25/20)
Scored 50 Points in 1st Half: 53 at Georgia (02/02/22)
Scored 50 Points in 2nd Half: 59 vs San Jose State (12/03/22)
Scored 60 or More Points in a Half: 61 (1st) vs. Miss Valley State (11/25/20)
Scored 70 or More Points in a Half: 71 (1st) vs. Alcorn (11/13/09)
Scored 80 or More Points in a Half: 81 (2nd) vs. Miss Valley State (11/25/20)
Most Points in a Half: 88 (2nd) vs. U.S. International (12/09/89)

• FIELD GOALS MADE •

Made 40 Field Goals: 40 (40-71) at Georgia (02/02/22)
Made 50 Field Goals: 57 (57-99) vs. Troy (12/10/96)
RECORD: 68 (68-101) vs. U.S. International (12/09/89)

• FIELD GOALS ATTEMPTED •

Attempted 80 Field Goals: 86 (48-86) vs Miss Valley State (11/25/20)
Attempted 90 Field Goals: 99 (57-99) vs. Troy (12/10/96)
Attempted 100 Field Goals: 101 (68-101) vs. US International (12/09/89)
RECORD: 101 (68-101) vs. U.S. International (12/09/89)

• FIELD GOAL PERCENTAGE •

Shot 60% FG: 62.7 (37-59) vs San Jose State (12/03/22)
Shot 70% or Better FG: 72.7 (32-44) vs. Alabama State (12/21/83)
RECORD: 79.4 (27-34) vs. Texas Tech (1979)

• 3-POINTERS MADE •

Made 15 3-pointers: 15 (15-28) at Georgia (02/02/22)
Made 20 3-pointers: 20 (20-40) vs Miss Valley State (11/25/20)
RECORD: 21 (21-37) vs. Troy (12/10/96)

• 3-POINTERS ATTEMPTED •

Attempted 30 3-pointers: 33 (15-33) at South Carolina (02/03/21)
Attempted 40 3-pointers: 40 (20-40) vs Miss Valley State (11/25/20)
RECORD: 54 (19-54) vs. North Texas (12/30/98)

• 3-POINT PERCENTAGE •

Shot 50% 3PT FG (min. 15 att): 53.6 (15-28) at Georgia (02/02/22)
Shot 60% or Better 3PT FG (min. 15 att): 61.1 (11-18) at Vanderbilt (03/06/19)
RECORD (min. 15 att): 66.7 (16-24) vs. Mississippi State (01/09/16)

• FREE THROWS MADE •

Made 20 Free Throws: 26 (26-33) vs UNC Greensboro (12/06/22)
Made 30 Free Throws: 36 (36-54) vs LSU (03/04/20)
Made 40 Free Throws: 41 (41-49) at Kentucky (01/25/92)
RECORD: 48 (48-53) vs. Ole Miss (01/17/04)

• FREE THROW ATTEMPTS •

Attempted 40 Free Throws: 43 (27-43) vs Alabama (02/24/21)
Attempted 50 Free Throws: 54 (36-54) vs LSU (03/04/20)
Attempted 60 Free Throws: 65 vs. TCU (1955)
RECORD: 65 vs. TCU (1955)

• FREE THROW PERCENTAGE •

Shot 80% FT (min. 10 att): 88.0 (22-25) vs New Mexico State (03/19/22)
Shot 90% or Better FT (min. 10 att): 94.4 (17-18) vs. Oklahoma (12/11/21)
RECORD (min 10 att): 100 3x - Best 16-16 at Kentucky (02/27/14)

• REBOUNDS •

Grabbed 40 Rebounds: 45 at Auburn (01/07/23)
Grabbed 50 Rebounds: 54 vs Lipscomb (12/05/20)
Grabbed 55-Plus Rebounds: 58 vs Oral Roberts (12/20/20)
RECORD: 77 vs. Jackson State (01/22/02)

• ASSISTS •

Had 25 Assists: 26 vs Central Arkansas (12/12/20)
Had 30 Assists: 32 vs. Jackson State (11/22/96)
Had 40 Assists: 40 vs. Troy (12/10/96)
RECORD: 47 vs. U.S. International (12/09/89)

• STEALS •

Had 15 Steals: 16 vs Bradley (12/17/22)
Had 20 Steals: 24 vs. Maryland-Eastern Shore (01/02/01)
Had 25 Steals: 26 vs. Louisiana-Monroe (11/25/00)
RECORD: 26 vs. Louisiana-Monroe (11/25/00)

• BLOCKED SHOTS •

Had 10 Blocks: 10 vs Elon (12/21/21)
Had 13 Blocks: 14 vs. Georgia (01/29/19)
Had 15 Blocks: 15 vs. South Alabama (12/30/91)
RECORD: 18 vs. Missouri (12/05/95)

• MOST TURNOVERS •

Had 25 Turnovers: 25 at South Carolina (02/21/09)
Had 30 Turnovers: 32 vs. Providence (11/16/07)
RECORD: 32 vs. Providence (11/16/07)

• FOULS •

Committed 25 Fouls: 28 vs Missouri (01/02/21)
Committed 30 Fouls: 32 at Missouri (02/08/20)
RECORD: 38 vs. Missouri (12/04/61)

LAST TIME ARKANSAS LOWS...

• SCORING •

Held to 40-45 Points: 43 at Florida (01/22/11)
Held to 46-49 Points: 46 at Mississippi State (02/09/16)
Held to 50-55 Points: 53 vs. New Mexico State (03/19/19)
Held to 56-59 Points: 59 at Auburn (01/07/23)
Held to 19 Points or Less in a Half: 19 (1st half) at LSU (12/28/22)

• FIELD GOALS •

Held to Below 20 Field Goals Made: 19 (19-56) at Auburn (01/07/23)

• FIELD GOAL PERCENTAGE •

Held to 20-29% FG: 27.5 (14-51) vs New Mexico State (03/19/22)
Held to 30-35% FG: .339 (19-56) at Auburn (01/07/23)

• 3-POINTERS •

Did not Make a 3-pointer: 0 (0-1) vs South Carolina (01/18/22)
Held to 1-2 3-PT FG Made: 2 (2-16) at Auburn (01/07/23)
Attempted Single-Digit 3-pointers: 9 (6-9) vs TCU (01/25/20)

• 3-POINT PERCENTAGE •

Shot 10% or Worse 3PT FG: 0.0 (0-11) vs South Carolina (01/18/22)
Shot 11-19% 3PT FG: 12.5 (2-16) at Auburn (01/07/23)

• FREE THROWS •

Made Single Digit Free Throws: 5 (5-10) at LSU (02/28/22)
Attempted Single Digit Free Throws: 7 (4-7) at Georgia (02/02/22)

• FREE THROW PERCENTAGE •

Shot 40-49% FT: 47.1 (8-17) vs Southern (12/09/20)
Shot Below 40% FT: 26.7 (4-15) at Texas A&M (01/09/13)

• REBOUNDING •

Had 19 or Fewer Rebounds: 19 at Missouri (03/05/13)
Had 20-25 Rebounds: 25 vs Oklahoma (12/10/22)

• ASSISTS •

Held to 6 Assists or less: 4 vs Troy (11/28/22)

• STEALS •

Had 0 Steals: vs Texas Tech (03/21/21) **(only time on record)**
Had 1 Steal: 1 vs Florida (03/09/18)
Had 2-3 Steals: 2 vs New Mexico State (3/19/22)

• BLOCKED SHOTS •

Had No Blocked Shots: 0 vs Missouri (1/23/19)

• FEWEST TURNOVERS •

Had 1-4 Turnovers: 4 vs Georgia (01/29/19)
Had 5 Turnovers: 5 vs New Mexico State (3/19/22)

• FOULS •

Had Single Digit Fouls: 6 vs Mercer (11/09/21)

ARKANSAS MISCELLANEOUS...

Played in an OT game:	11/23/22 vs San Diego State	W, 78-74 (OT)
Played in a 2OT game:	01/23/18 at Georgia	W, 80-77 (2 OT)
Played in a 3OT game:	02/09/80 vs Houston	L, 90-84 (3 OT)

LAST TIME AN OPPONENT HIGHS...

• SCORING •

Scored 100 Points: 106 at Tennessee (01/15/19)
Scored 110 Points: 117 at Ole Miss (12/10/73)
Scored 50 Points in 1st Half: 55 at Tennessee (01/15/19)
Scored 50 Points in 2nd Half: 51 vs Alabama (01/11/23)
Scored 60 or More Points in a Half: 60 (1st half) vs. Alabama (02/28/96)

• FIELD GOALS MADE •

Made 30 Field Goals: 31 (31-61) vs Texas A&M (03/12/22)
Made 40 Field Goals: 40 (40-68) by Texas (01/05/10)
Made 45 Field Goals: 45 (45-80) vs. Pittsburgh (12/29/86)

• FIELD GOALS ATTEMPTED •

Attempted 70 Field Goals: 72 (27-72) at South Carolina (03/02/20)
Attempted 80 Field Goals: 80 (30-80) by Auburn (02/08/22)

• FIELD GOAL PERCENTAGE •

Shot 60% FG: 61.1 (15-23) vs. Auburn (02/17/16)
Shot 65% FG: 67.7 (4-65) vs. North Carolina (03/23/08)
Shot 69% FG: 69.8 (37-53) at Auburn (01/14/95)

• 3-POINTERS MADE •

Made 15 3-pointers: 15 (15-36) at Alabama (01/16/21)
Made 17 3-pointers: 17 (17-37) vs UNI (11/17/21) - **TIES RECORD BY OPP (3x)**

• 3-POINTERS ATTEMPTED •

Attempted 30 3-pointers: 32 (8-32) vs Auburn (02/08/22)
Attempted 35 3-pointers: 37 (17-7) vs UNI (11/17/21)

• 3-POINT PERCENTAGE •

Shot 50% 3PT FG (min 15 att): 53.3 (8-15) vs Texas A&M (03/12/22)
Shot 60% or Better 3PT FG (min 15 att): 66.7 (12-18) at Tennessee (03/05/22)

• FREE THROWS •

Made 20 Free Throws: 20 (25-36) vs Alabama (01/11/23)
Made 30 Free Throws: 34 (34-44) at Missouri (02/08/19)
Made 40 Free Throws: 40 (40-50) vs. UMass (11/25/94)

• FREE THROW ATTEMPTS •

Attempted 35 Free Throws: 36 (25-36) vs Alabama (01/11/23)
Attempted 40 Free Throws: 44 (34-44) at Missouri (02/08/18)
Attempted 50 Free Throws: 50 (39-50) vs. South Carolina (03/11/04)

• FREE THROW PERCENTAGE •

Shot 80% FT (min. 10 att): .886 (19-22) vs Oklahoma (02/18/20)
Shot 90% or Better FT (min. 10 att): .950 (19-20) vs Texas A&M (01/22/22)
Shot 100% (min. 10 att): 1.000 (14-14) vs Florida (02/16/21)

• REBOUNDING •

Grabbed 45 Rebounds: 48 at LSU (01/13/21)
Grabbed 50 Rebounds: 51 vs Missouri (01/02/21)
Grabbed 55-Plus Rebounds: 60 vs Auburn (02/08/22)
• Grabbed 20 Offensive Rebounds: 24 vs Auburn (02/08/22)

• ASSISTS •

Had 25 Assists: 25 vs. Louisville (11/17/09)
Had 30 Assists: 30 at UAB (01/27/90)

• STEALS •

Had 15 Steals: 15 at LSU (02/24/10)
Had 18 Steals: 18 vs. Alcorn State (12/02/95)

• BLOCKED SHOTS •

Had 10 Blocks: 10 at Tennessee (01/22/14)
Had 13 Blocks: 13 at Mississippi State (01/14/10)

• MOST TURNOVERS •

Had 20 Turnovers: 22 vs Colgate (03/19/21)
Had 25 Turnovers: 27 vs Bradley (12/17/22)
Had 30 Turnovers: 30 vs. Fordham (11/11/22)
MOST ON RECORD: 42 vs. Grambling (12/31/00) and Bethune-Cookman (12/02/97)

• FOULS •

Committed 30-plus Fouls: 32 vs Alabama (02/24/21)
RECORD: 36 vs. Centenary (12/04/82)

LAST TIME AN OPPONENT LOWS

• SCORING •

Held to 30-39 Points: 33 vs. Vanderbilt (01/12/13)
Held to 40-45 Points: 43 vs Missouri (01/12/22)
Held to 46-49 Points: 48 vs Fordham (11/11/22)
Held to 50-55 Points: 50 vs Lipscomb (12/05/20)
Held to 56-59 Points: 5x LAST 58 vs UNC Greensboro (12/06/22)
Held to 15 Points or Less in 1st Half: 15 vs Missouri (01/12/22)
Held to 18 Points or Less in 2nd Half: 18 vs Savannah State (12/12/13)

• FIELD GOAL PERCENTAGE •

Held to 21% or Worse FG: .2097 (13-62) vs. Jackson State (11/22/02)
Held to 20-29% FG: .292 (14-48) vs Missouri (01/12/22)
Held to 30-35% FG: .313 (21-67) vs UNC Greensboro (12/06/22)

• 3-POINTERS •

Did not Make a 3-pointer: 0 (0-10) by Mississippi State (02/07/15)
Held to 1 3-PT FG Made: 1 (1-13) vs Southern (12/09/20)
Held to 2-3 3-PT FG Made: 2 (2-18) vs San Diego State (11/23/22)

• 3-POINT PERCENTAGE •

Shot 10% or Worse 3PT FG: 6.3 (1-16) vs Ole Miss (01/27/21)
Shot 11-16% 3PT FG: 11.1 (2-18) vs San Deigo State (01/23/22)
Shot 17-19% 3PT FG: 18.8 (3-16) vs South Dakota State (11/16/22)

• FREE THROWS •

Made 1-5 Free Throws: 3 (3-8) vs Alabama (02/24/21)
Made 6-9 Free Throws: 6 (6-12) at LSU (12/28/22)

• FREE THROW ATTEMPTS •

Attempted Single Digit Free Throws: 8 (3-8) vs Alabama (02/24/21)

• FREE THROW PERCENTAGE •

Shot Below 40% FT: 38.1 (8-21) vs. Texas State (12/22/18)
Shot 40-49% FT: 47.1 (8-17) vs Auburn (02/08/22)

• REBOUNDING •

Had 19 or Fewer Rebounds: 19 vs. Missouri-Kansas City (12/02/06)
Had 20-25 Rebounds: 23 vs Missouri (01/04/22)

• ASSISTS •

Held 5 Assists or Fewer: 5 vs Southern (12/09/20)

• STEALS •

Had No Steals: 0 vs Vanderbilt (01/15/20)
Had 1 Steal: 1 vs Cincinnati (11/23/21)
Had 2-3 Steals: 2 vs Mississippi State (02/05/22)

• BLOCKED SHOTS •

Had No Blocked Shots: 0 vs Fordham (11/11/22)

• FEWEST TURNOVERS •

Had 0-5 Turnovers: 5 at Tennessee (01/06/21)
Had 6-9 Turnovers: 8 at Auburn (01/07/23)

• FOULS •

Had Single Digit Fouls: 8 at Michigan (12/08/12)
Committed 10-14 Fouls: 14 vs UNI (11/17/21)

GAME 1			58	North Dakota State	26	32	58	76	
				#10/10 ARKANSAS	34	42	76		
				Nov. 7, 2022 • Fayetteville, Ark. • Bud Walton Arena					

North Dakota St. 58 • 0-1

#	Player	Total		3-Ptr		Rebounds			PF	TP	A	TO	Blk	Stl	Min
		FG-FGA	FG-FGA	FT-FTA	Off	Def	Tot								
04	Grant Nelson	f	5-9	1-2	6-8	0	6	6	4	17	0	4	1	0	21
23	Andrew Morgan	f	3-8	0-1	1-4	3	4	7	2	7	0	3	1	2	25
05	Luke Yoder	g	1-3	0-1	0-0	0	4	4	0	2	4	2	0	0	30
12	Lance Waddles	g	1-9	1-7	0-0	0	4	4	1	3	2	0	0	0	22
14	Boden Skunberg	g	5-13	1-4	6-8	0	1	1	4	17	1	4	0	0	35
02	Tajavis Miller		1-6	1-3	0-0	0	3	3	2	3	0	1	0	1	19
11	Jacari White		2-6	0-1	2-3	1	1	2	0	6	0	0	0	2	15
22	Joshua Streit		0-0	0-0	0-0	3	1	4	3	0	0	0	0	0	15
33	Sam Hastreiter		1-2	1-2	0-0	0	1	1	0	3	0	0	0	0	18
	Team					0	3	3							
Totals			19-56	5-21	15-23	7	28	35	16	58	7	14	2	5	200

FG % 1st Half: 8-26 30.8% 2nd half: 11-30 36.7% Game: 19-56 33.9% Deadball Rebounds 4
 3FG % 1st Half: 2-12 16.7% 2nd half: 3-9 33.3% Game: 5-21 23.8%
 FT % 1st Half: 8-12 66.7% 2nd half: 7-11 63.6% Game: 15-23 65.2%

Arkansas 76 • 1-0

#	Player	Total		3-Ptr		Rebounds			PF	TP	A	TO	Blk	Stl	Min
		FG-FGA	FG-FGA	FT-FTA	Off	Def	Tot								
15	Makhi Mitchell	f	4-5	0-0	0-0	1	3	4	4	8	1	0	0	3	20
20	Kamani Johnson	f	0-0	0-0	0-0	0	0	0	2	0	0	1	0	1	10
00	Anthony Black	g	1-7	0-0	1-2	0	7	7	3	3	3	2	1	3	30
01	Ricky Council IV	g	9-14	1-2	3-6	1	2	3	1	22	2	1	1	1	36
04	Davonte Davis	g	6-14	0-2	6-8	0	6	6	1	18	0	5	1	2	39
02	Trevon Brazile		7-14	3-6	4-5	1	11	12	2	21	1	2	1	0	32
05	Joseph Pinion		0-0	0-0	0-0	0	0	0	1	0	0	0	0	0	3
12	Barry Dunning Jr.		0-1	0-0	0-0	0	0	0	0	0	0	0	0	1	9
13	Jordan Walsh		1-1	0-0	2-2	0	2	2	5	4	3	0	0	0	18
23	Derrian Ford		0-1	0-0	0-0	1	0	1	0	0	0	0	0	0	3
	Team					2	3	5							
Totals			28-57	4-10	16-23	6	34	40	19	76	10	11	4	11	200

FG % 1st Half: 12-30 40.0% 2nd half: 16-27 59.3% Game: 28-57 49.1% Deadball Rebounds 2
 3FG % 1st Half: 1-4 25.0% 2nd half: 3-6 50.0% Game: 4-10 40.0%
 FT % 1st Half: 9-14 64.3% 2nd half: 7-9 77.8% Game: 16-23 69.6%

Officials: Hunter Allen, Josue Nieves, Steven Anderson
 Technical fouls: North Dakota St.-None. Arkansas-Kamani Johnson.
 Attendance: 19200

Score by periods				1st	2nd	Total						
North Dakota St.				26	32	58						
Arkansas				34	42	76						

Last FG - NDSU 2nd-00:03, ARK 2nd-00:09.
 Largest lead - NDSU None, ARK by 21 2nd-11:35.
 NDSU led for 00:00. ARK led for 38:10. Game was tied for 01:50.

Score tied - 3 times.
 Lead changed - 0 times.

GAME 2			48	Fordham	21	27	48	74	
				#10/10 ARKANSAS	32	42	74		
				Nov. 11, 2022 • Fayetteville, Ark. • Bud Walton Arena					

Fordham 48 • 1-1

#	Player	Total		3-Ptr		Rebounds			PF	TP	A	TO	Blk	Stl	Min
		FG-FGA	FG-FGA	FT-FTA	Off	Def	Tot								
02	Khalid Moore	f	3-7	0-2	1-2	0	1	1	2	7	2	1	0	0	27
03	Abdus Tsimbila	f	1-2	0-0	0-0	0	6	6	2	2	0	2	0	3	21
30	Darius Quisenberry	g	2-8	1-4	5-6	0	1	1	1	10	1	3	0	1	30
10	Kyle Rose	g	2-3	2-3	0-2	3	1	4	0	6	0	4	0	0	21
24	Antrell Chariton	g	3-10	0-2	0-0	0	1	1	3	6	2	9	0	0	30
01	Will Richardson		0-2	0-0	0-0	0	2	2	1	0	1	1	0	0	17
11	Romad Dean		2-4	0-1	1-1	1	1	2	0	5	0	2	0	0	21
12	Elijah Gray		4-5	1-2	1-4	0	2	2	4	10	0	1	0	0	11
13	Zach Riley		0-0	0-0	0-0	1	0	1	0	0	1	0	0	0	6
14	Albe Evans		0-0	0-0	0-0	0	0	0	0	0	0	0	0	0	0+
15	Rostyslav Novitskiy		0-0	0-0	2-2	1	3	4	3	2	0	4	0	0	9
23	Patrick Kelly		0-4	0-3	0-0	2	0	2	1	0	0	0	0	0	7
	Team					1	2	3							
Totals			17-45	4-17	10-17	9	20	29	17	48	7	30	0	4	200

FG % 1st Half: 8-21 38.1% 2nd half: 9-24 37.5% Game: 17-45 37.8% Deadball Rebounds 4,2
 3FG % 1st Half: 2-9 22.2% 2nd half: 2-8 25.0% Game: 4-17 23.5%
 FT % 1st Half: 3-6 50.0% 2nd half: 7-11 63.6% Game: 10-17 58.8%

Arkansas 74 • 2-0

#	Player	Total		3-Ptr		Rebounds			PF	TP	A	TO	Blk	Stl	Min
		FG-FGA	FG-FGA	FT-FTA	Off	Def	Tot								
13	Jordan Walsh	f	5-7	0-2	2-3	1	3	4	3	12	1	1	0	0	21
15	Makhi Mitchell	f	4-7	0-0	0-0	2	2	4	3	8	2	0	2	3	26
00	Anthony Black	g	3-8	1-6	3-4	2	4	6	2	10	0	4	1	2	24
01	Ricky Council IV	g	5-12	1-3	4-4	1	3	4	2	15	7	2	0	2	37
04	Davonte Davis	g	3-12	0-3	1-2	0	3	3	1	7	5	1	0	3	39
02	Trevon Brazile		3-7	0-2	2-3	4	4	8	3	8	1	2	1	1	32
05	Joseph Pinion		1-1	0-0	0-0	0	0	0	1	2	0	0	0	1	4
11	Jalen Graham		5-7	0-0	0-0	3	1	4	3	10	1	1	0	0	11
12	Barry Dunning Jr.		0-0	0-0	0-0	0	0	0	1	0	0	0	0	0	3
20	Kamani Johnson		0-1	0-0	0-2	1	0	1	0	0	0	0	0	0	3
21	Cade Arbogast		0-0	0-0	0-0	0	0	0	0	0	0	0	0	0	0+
22	Makhel Mitchell		0-1	0-0	0-0	0	0	0	0	0	0	1	0	1	4
23	Derrian Ford		1-2	0-0	0-0	0	0	0	0	2	0	0	0	0	5
45	Lawson Blake		0-0	0-0	0-0	0	1	1	0	0	0	0	0	0	1
	Team					2	1	3							
Totals			30-65	2-16	12-18	16	22	38	19	74	17	13	4	13	200

FG % 1st Half: 14-36 38.9% 2nd half: 16-29 55.2% Game: 30-65 46.2% Deadball Rebounds 3
 3FG % 1st Half: 2-12 16.7% 2nd half: 0-4 0.0% Game: 2-16 12.5%
 FT % 1st Half: 2-5 40.0% 2nd half: 10-13 76.9% Game: 12-18 66.7%

Officials: Bharat Ramnanan, Chris Ford, Chuck Jones
 Technical fouls: Fordham-None. Arkansas-Trevon Brazile.
 Attendance: 19200

Score by periods				1st	2nd	Total						
Fordham				21	27	48						
Arkansas				32	42	74						

Last FG - FU 2nd-00:36, ARK 2nd-00:01.
 Largest lead - FU by 5 1st-19:03, ARK by 26 2nd-04:11.
 FU led for 04:55. ARK led for 33:43. Game was tied for 01:22.

Score tied - 1 time.
 Lead changed - 1 time.

GAME 3				56	South Dakota State	29	27	56	71				
		#9/10 ARKANSAS		41	30	71							
Nov. 16, 2022 • Fayetteville, Ark. • Bud Walton Arena													

South Dakota St. 56 • 2-2

#	Player		Total		3-Ptr		Rebounds			PF	TP	A	TO	Blk	Stl	Min
			FG	FGA	FT	FTA	Off	Def	Tot							
32	Matt Dentlinger	f	0-2	0-1	3-4	0	1	1	3	3	2	4	0	1	22	
42	William Kyle III	f	3-5	0-0	2-2	1	1	2	4	8	0	3	1	0	16	
02	Zeke Mayo	g	4-8	1-3	0-0	0	8	8	0	9	1	2	0	2	30	
30	Charlie Easley	g	1-6	0-2	0-0	1	0	1	1	2	1	2	0	0	27	
34	Alex Arians	g	1-3	0-1	1-2	0	7	7	1	3	2	2	0	0	20	
01	Matt Mims		0-6	0-2	8-8	0	1	1	0	8	1	0	0	1	19	
11	Matthew Mors		1-8	0-2	0-0	2	1	3	1	2	0	1	1	0	20	
13	Luke Appel		4-7	0-0	1-1	1	2	3	2	9	1	1	0	1	11	
15	Tanner Te Slaa		2-6	1-2	2-2	0	2	2	1	7	1	3	0	3	22	
22	Aaron Fiegen		0-0	0-0	0-0	0	0	0	0	0	0	0	0	0	2	
33	Broden Lien		2-5	1-3	0-1	1	2	3	1	5	0	1	0	0	11	
	Team					0	1	1				1				
	Totals		18-56	3-16	17-20	6	26	32	14	56	9	20	2	8	200	

GAME 5		90	#10/8 Creighton	40 50	90 80	
			#9/9 ARKANSAS	34 53	87	
Nov. 22, 2022 • Lahaina, Hawaii • Lahaina Civic Center						

Creighton 90 • 6-0

#	Player	Total		3-Ptr		Rebounds			PF	TP	A TO Blk Stl				Min
		FG-FGA	FG-FGA	FT-FTA	Off Def Tot	PF	TP	A TO Blk Stl							
24	Arthur Kaluma	f	4-8	0-1	1-2	2	4	6	2	9	2	6	1	2	30
11	Ryan Kalkbrenner	c	9-12	0-0	3-6	3	4	7	4	21	1	2	2	1	38
02	Ryan Nemhhard	g	6-12	3-4	10-12	0	6	6	1	25	5	2	0	0	36
23	Trey Alexander	g	4-6	0-0	4-5	0	5	5	3	12	6	2	0	2	32
55	Baylor Scheierman	g	7-10	3-5	3-4	0	7	7	4	20	3	2	0	0	39
04	Shereef Mitchell		0-1	0-1	0-0	0	1	1	1	0	0	1	0	0	4
05	Francisco Farabello		1-3	1-3	0-0	0	0	0	0	3	0	1	0	0	13
13	Mason Miller		0-0	0-0	0-0	0	0	0	0	0	0	0	0	0	6
33	Fredrick King		0-1	0-0	0-0	0	1	1	1	0	0	0	0	0	2
	Team					0	2	2			1				
Totals		31-53	7-14	21-29	5	30	35	16	90	17	17	3	5	200	

FG % 1st Half: 17-31 54.8% 2nd half: 14-22 63.6% Game: 31-53 58.5% Deadball Rebounds 4
 3FG % 1st Half: 5-10 50.0% 2nd half: 2-4 50.0% Game: 7-14 50.0%
 FT % 1st Half: 1-1 100.0 2nd half: 20-28 71.4% Game: 21-29 72.4%

Arkansas 87 • 4-1

#	Player	Total		3-Ptr		Rebounds			PF	TP	A TO Blk Stl				Min
		FG-FGA	FG-FGA	FT-FTA	Off Def Tot	PF	TP	A TO Blk Stl							
13	Jordan Walsh	f	1-5	1-2	2-2	0	3	4	3	5	2	2	0	1	36
15	Makhi Mitchell	f	1-2	0-0	0-0	1	0	1	3	2	0	2	0	1	11
00	Anthony Black	g	10-18	1-3	5-7	3	3	6	3	26	6	3	0	2	38
01	Ricky Council IV	g	9-19	2-6	4-4	1	2	3	3	24	3	1	0	2	40
04	Davonte Davis	g	3-9	1-4	2-2	0	3	3	4	9	2	0	0	1	39
02	Trevon Brazile		7-14	3-5	0-1	1	5	6	5	17	2	1	3	1	32
05	Joseph Pinion		0-0	0-0	0-0	0	0	0	0	0	0	0	0	0	0
22	Makhel Mitchell		2-3	0-0	0-1	1	2	3	0	4	0	0	2	0	7
	Team					3	3	6							
Totals		33-70	8-20	13-17	10	21	31	21	87	15	9	5	8	200	

FG % 1st Half: 15-34 44.1% 2nd half: 18-36 50.0% Game: 33-70 47.1% Deadball Rebounds 1
 3FG % 1st Half: 0-5 0.0% 2nd half: 8-15 53.3% Game: 8-20 40.0%
 FT % 1st Half: 4-6 66.7% 2nd half: 9-11 81.8% Game: 13-17 76.5%

Officials: Randy Richardson, Lee Cassell, Paul Szelc
 Technical fouls: Creighton-None. Arkansas-TEAM.
 Attendance: 2400

Score by periods	1st	2nd	Total
Creighton	40	50	90
Arkansas	34	53	87

Last FG - CU 2nd-01:12, ARK 2nd-00:03.
 Largest lead - CU by 12 1st-01:43, ARK by 2 2nd-14:25.
 CU led for 33:45. ARK led for 02:08. Game was tied for 04:07.

Score tied - 10 times.
 Lead changed - 10 times.

GAME 7		61	Troy	33 28	61 76	
			#11/11 ARKANSAS	31 43	74	
Nov. 28, 2022 • Fayetteville, Ark. • Bud Walton Arena						

Troy 61 • 6-2

#	Player	Total		3-Ptr		Rebounds			PF	TP	A TO Blk Stl				Min
		FG-FGA	FG-FGA	FT-FTA	Off Def Tot	PF	TP	A TO Blk Stl							
10	Zay Williams	f	5-9	0-4	1-2	1	3	4	3	11	1	2	1	1	24
30	Christian Turner	f	1-3	0-2	0-0	1	0	1	2	2	0	3	0	2	24
00	Kieffer Punter	g	0-4	0-3	0-0	0	0	0	3	0	1	3	0	0	25
02	Aamer Muhammad	g	2-7	1-3	0-0	0	3	3	2	5	3	1	0	0	32
11	Nelson Phillips	g	7-17	6-12	2-2	1	6	7	2	22	3	3	2	1	35
05	Christyone Eugene		5-10	2-3	1-2	0	1	1	2	13	0	4	0	1	28
15	Jackson Fields		0-0	0-0	0-0	0	1	1	3	0	1	1	0	1	12
21	Nate Tshimanga		1-1	0-0	0-2	0	1	1	1	2	0	1	0	0	7
32	Lydell Geffrard		3-5	0-1	0-0	2	1	3	1	6	1	0	0	0	13
	Team					5	0	5							
Totals		24-56	9-28	4-8	10	16	26	19	61	10	18	3	6	200	

FG % 1st Half: 13-26 50.0% 2nd half: 11-30 36.7% Game: 24-56 42.9% Deadball Rebounds 2
 3FG % 1st Half: 6-14 42.9% 2nd half: 3-14 21.4% Game: 9-28 32.1%
 FT % 1st Half: 1-4 25.0% 2nd half: 3-4 75.0% Game: 4-8 50.0%

Arkansas 74 • 6-1

#	Player	Total		3-Ptr		Rebounds			PF	TP	A TO Blk Stl				Min
		FG-FGA	FG-FGA	FT-FTA	Off Def Tot	PF	TP	A TO Blk Stl							
13	Jordan Walsh	f	1-6	0-0	4-5	0	4	4	3	6	0	2	1	2	20
15	Makhi Mitchell	f	6-8	0-0	2-2	4	5	9	2	14	0	2	3	0	28
00	Anthony Black	g	5-8	2-4	2-4	1	7	8	1	14	3	3	1	2	40
01	Ricky Council IV	g	12-18	1-4	2-2	2	1	3	2	27	0	2	0	1	39
02	Barry Dunning Jr.	g	0-0	0-0	0-0	0	0	0	0	0	0	1	0	0	1
12	Trevon Brazile		1-5	0-2	1-2	0	0	0	2	3	1	5	0	2	25
03	Nick Smith Jr.		0-2	0-1	0-0	1	0	1	0	0	0	0	0	0	6
05	Joseph Pinion		0-0	0-0	0-0	0	1	1	0	0	0	0	0	0	2
20	Kamani Johnson		1-3	0-0	6-8	0	3	3	2	8	0	0	0	1	32
22	Makhel Mitchell		1-1	0-0	0-0	1	1	2	0	2	0	0	0	0	7
	Team					1	1	2							
Totals		27-51	3-11	17-23	10	23	33	12	74	4	15	5	8	200	

FG % 1st Half: 11-26 42.3% 2nd half: 16-25 64.0% Game: 27-51 52.9% Deadball Rebounds 4,1
 3FG % 1st Half: 1-6 16.7% 2nd half: 2-5 40.0% Game: 3-11 27.3%
 FT % 1st Half: 8-10 80.0% 2nd half: 9-13 69.2% Game: 17-23 73.9%

Officials: Brian O'Connell, Owen Shortt, Joe Lindsay
 Technical fouls: Troy-None. Arkansas-None.
 Attendance: 19200

Score by periods	1st	2nd	Total
Troy	33	28	61
Arkansas	31	43	74

Last FG - TROY 2nd-00:55, ARK 2nd-00:43.
 Largest lead - TROY by 7 1st-06:06, ARK by 14 2nd-01:03.
 TROY led for 20:22. ARK led for 15:32. Game was tied for 04:06.

Score tied - 6 times.
 Lead changed - 11 times.

GAME 6		78	#9/9 ARKANSAS	26 41 11 78	74	
			#17/9 San Diego State	35 32 7 74		
Nov. 23, 2022 • Lahaina, Hawaii • Lahaina Civic Center						

Arkansas 78 • 5-1

#	Player	Total		3-Ptr		Rebounds			PF	TP	A TO Blk Stl				Min
		FG-FGA	FG-FGA	FT-FTA	Off Def Tot	PF	TP	A TO Blk Stl							
13	Jordan Walsh	f	3-7	0-2	1-2	3	2	5	4	7	2	1	1	0	34
15	Makhi Mitchell	f	0-0	0-0	2-2	0	3	3	1	2	0	0	0	1	11
00	Anthony Black	g	3-11	0-2	9-10	1	4	5	2	15	1	4	0	1	39
01	Ricky Council IV	g	6-19	0-3	7-11	1	2	3	3	19	4	3	0	2	41
04	Davonte Davis	g	1-4	0-2	0-0	1	1	2	0	2	1	1	0	0	17
02	Trevon Brazile		6-14	3-8	5-8	0	9	9	3	20	0	1	0	2	40
11	Jalen Graham		0-0	0-0	0-0	0	0	0	0	0	0	0	0	0	2
12	Barry Dunning Jr.		0-0	0-0	0-0	0	0	0	1	0	0	1	0	1	8
20	Kamani Johnson		2-2	0-0	3-5	4	3	7	3	7	0	1	0	2	19
22	Makhel Mitchell		3-3	0-0	0-0	0	3	3	3	6	0	1	2	0	14
	Team					0	3	3			3				
Totals		24-60	3-17	27-38	10	30	40	20	78	8	16	3	9	225	

FG % 1st Half: 9-22 40.9% 2nd half: 11-29 37.9% OT: 4-9 44.4% Game: 24-60 40.0% Deadball Rebounds 4
 3FG % 1st Half: 0-8 0.0% 2nd half: 3-8 37.5% OT: 0-1 0.0% Game: 3-17 17.6%
 FT % 1st Half: 8-12 66.7% 2nd half: 16-22 72.7% OT: 3-4 75.0% Game: 27-38 71.1%

San Diego St. 74 • 4-2

#	Player		Total		3-Ptr	Rebounds										Min
			FG-FGA	FG-FGA	FT-FTA	Off	Def	Tot	PF	TP	A	TO	Blk	Stl		
00	Keshad Johnson	f	4-6	0-1	2-3	1	6	7	5	10	1	1	1	0	36	
31	Nathan Mensah	f	1-2	0-0	0-0	1	3	4	5	2	1	2	0	1	11	
05	Lamont Butler	g	3-9	0-1	3-5	0	2	2	2	9	0	3	0	1	21	
12	Darriin Trammell	g	5-13	1-4	2-2	0	2	2	0	13	2	2	0	2	34	
20	Matt Bradley	g	9-20	1-7	4-5	0	7	7	1	23	1	1	0	3	35	
02	Adam Seiko		0-1	0-1	2-2	0	2	2	1	2	1	3	0	1	16	
03	Micah Parrish		0-4	0-4	2-2	0	1	1	2	2	1	2	0	1	29	
13	Jaedon LeDee		2-4	0-0	2-2	0	1	1	3	6	0	0	0	0	14	
33	Aguek Arop		3-3	0-0	1-2	1	2	3	4	7	1	0	1	0	29	
	Team					4	1	5			1					
Totals			27-62	2-18	18-23	7	27	34	23	74	8	15	2	9	225	

GAME 9		58	UNC Greensboro	26	32	58	65	
		#9/8 ARKANSAS		21	44	65		
Dec. 6, 2022 • Fayetteville, Ark. • Bud Walton Arena								

UNC Greensboro 58 • 4-6

#	Player		Total		3-Ptr	Rebounds					PF	TP	A	TO	Blk	Stl	Min
			FG-FGA	FG-FGA	FT-FTA	Off	Def	Tot									
04	Mohammed Abdulsalam	f	2-6	0-0	1-1	3	7	10	4	5	0	0	2	1		25	
33	Bas Leyte	f	2-8	0-2	1-2	1	2	3	2	5	1	0	0	0		25	
00	Keyshaun Langley	g	3-11	1-7	2-3	1	1	2	2	9	3	1	0	3	31		
03	Kobe Langley	g	4-14	2-5	0-0	0	8	8	4	10	7	0	0	0	0	29	
24	Dante Treacy	g	4-12	1-3	2-3	0	5	5	2	11	1	4	0	0	32		
02	Mikeal Brown-Jones		1-4	0-1	1-2	0	2	2	4	3	1	2	0	1	18		
11	Keondre Kennedy		1-6	1-4	0-0	0	2	2	4	3	0	2	1	0	15		
12	Donovan Atwell		4-6	4-6	0-0	0	0	0	3	12	0	0	0	0	3	13	
15	Cortez Johnson		0-0	0-0	0-0	0	0	0	0	0	0	0	0	0	1		
20	Joryam Saizonou		0-0	0-0	0-0	0	1	1	1	0	0	0	0	0	6		
22	Jalen Breath		0-0	0-0	0-0	0	1	1	0	0	0	0	0	0	5		
Team						3	2	5									
Totals			21-67	9-28	7-11	8	31	39	26	58	13	9	3	8	200		

FG % 1st Half:	9-31	29.0%	2nd half:	12-36	33.3%	Game:	21-67	31.3%	Deadball	
3FG % 1st Half:	4-15	26.7%	2nd half:	5-13	38.5%	Game:	9-28	32.1%	Rebounds	
FT % 1st Half:	4-7	57.1%	2nd half:	3-4	75.0%	Game:	7-11	63.6%	2	

Arkansas 65 • 8-1

#	Player		Total		3-Ptr	Rebounds							Min		
			FG-FGA	FG-FGA	FT-FTA	Off	Def	Tot	PF	TP	A	TO		Blk	Stl
13	Jordan Walsh	f	0-2	0-2	0-0	0	0	0	1	0	1	1	0	0	8
15	Makhi Mitchell	f	4-5	0-0	5-7	0	14	14	2	13	1	0	4	2	32
00	Anthony Black	g	4-8	2-4	1-3	1	4	5	3	11	2	1	1	0	33
01	Ricky Council IV	g	1-7	0-3	6-6	0	3	3	3	8	2	3	0	0	37
03	Nick Smith Jr.	g	6-14	1-5	9-11	0	4	4	1	22	3	2	1	1	39
02	Trevon Brazile		0-3	0-1	0-0	1	1	2	0	0	0	1	2	0	9
04	Davonte Davis		3-13	0-3	4-4	1	9	10	4	10	0	3	0	3	29
11	Jalen Graham		0-1	0-0	0-0	1	0	1	0	0	0	1	0	0	3
20	Kamani Johnson		0-1	0-0	1-2	1	4	5	0	1	0	0	1	0	9
23	Derrian Ford		0-0	0-0	0-0	0	0	0	0	0	0	0	0	0	1
Team						3	0	3							

FG % 1st Half:	9-30	30.0%	2nd half:	9-24	37.5%	Game:	18-54	33.3%	Deadball	
3FG % 1st Half:	0-8	0.0%	2nd half:	3-10	30.0%	Game:	3-18	16.7%	Rebounds	
FT % 1st Half:	3-6	50.0%	2nd half:	23-27	85.2%	Game:	26-33	78.8%	4,1	

Officials: Robert Felder, Rob Rorke, Tony Greene
 Technical fouls: UNC Greensboro-None. Arkansas-None.
 Attendance: 19200

Score by periods				1st	2nd	Total				
UNC Greensboro				26	32	58				
Arkansas				21	44	65				

Last FG - UNC 2nd-00:21, ARK 2nd-01:29.
 Largest lead - UNC by 12 1st-04:54, ARK by 7 2nd-01:29.
 UNC led for 29:06. ARK led for 07:47. Game was tied for 03:07.

GAME 11		57	Bradley	25	32	57	76	
		#10/10 ARKANSAS		37	39	76		
Dec. 17, 2022 • N. Little Rock, Ark. • Simmons Bank Arena								

Bradley 57 • 7-4

#	Player		Total		3-Ptr		Rebounds			PF	TP	A	TO	Blk	Stl	Min
			FG-FGA	FG-FGA	FT-FTA	Off	Def	Tot								
14	Malevy Leons	f	2-4	0-1	7-8	6	2	8	4	11	0	4	1	4	24	
51	Rienk Mast	f	5-9	0-2	7-9	0	6	6	3	17	0	6	0	1	27	
03	Zek Montgomery	g	2-5	0-0	0-0	1	3	4	1	4	0	3	0	0	24	
10	Connor Hickman	g	2-6	2-5	0-0	0	4	4	4	6	0	4	0	0	30	
21	Duke Deen	g	4-9	2-5	1-2	0	4	4	3	11	4	3	0	2	29	
01	James "Pop" Weathers		1-2	0-0	0-0	0	0	0	2	2	0	0	0	1	9	
05	Christian Davis		0-2	0-1	0-0	0	0	0	0	0	0	0	0	0	3	
22	Ja'Shon Henry		1-6	0-0	2-2	1	2	3	2	4	2	2	0	0	25	
23	Ville Tahvanainen		0-1	0-1	0-0	0	2	2	1	0	0	0	0	0	14	
35	Darius Hannah		1-1	0-0	0-0	0	1	1	2	2	2	2	1	0	15	
Team						0	0	0				3				
Totals				18-45	4-15	17-21	8	24	32	22	57	8	27	2	8	200

FG % 1st Half:	9-19	47.4%	2nd half:	9-26	34.6%	Game:	18-45	40.0%	Deadball	
3FG % 1st Half:	2-3	66.7%	2nd half:	2-12	16.7%	Game:	4-15	26.7%	Rebounds	
FT % 1st Half:	5-6	83.3%	2nd half:	12-15	80.0%	Game:	17-21	81.0%	3,1	

Arkansas 76 • 10-1

#	Player		Total		3-Ptr	Rebounds			PF	TP	A	TO	Blk	Stl	Min
			FG-FGA	FG-FGA	FT-FTA	Off	Def	Tot							
13	Jordan Walsh	f	7-7	1-1	3-4	0	3	3	5	18	1	0	0	4	28
15	Makhi Mitchell	f	3-5	0-0	0-0	1	2	3	5	6	2	2	1	2	17
00	Anthony Black	g	4-7	0-1	7-11	1	2	3	1	15	4	2	2	2	38
01	Ricky Council IV	g	4-10	1-3	7-8	0	2	2	2	16	2	2	0	2	36
03	Nick Smith Jr.	g	1-8	1-4	2-2	1	0	1	1	5	0	2	0	1	21
04	Davonte Davis		3-9	1-2	0-0	3	4	7	0	7	3	1	0	5	30
05	Joseph Pinion		0-0	0-0	0-0	0	1	1	0	0	0	0	0	0	1
11	Jalen Graham		2-4	0-0	2-4	0	2	2	3	6	1	1	1	0	11
12	Barry Dunning Jr.		0-0	0-0	1-2	0	1	1	0	1	0	0	0	0	1
20	Kamani Johnson		1-1	0-0	0-0	1	1	2	2	2	0	0	1	0	12
21	Cade Arbogast		0-0	0-0	0-0	0	0	0	0	0	0	0	0	0	1
22	Makhel Mitchell		0-0	0-0	0-0	0	0	0	0	0	0	0	0	0	1
23	Derrian Ford		0-0	0-0	0-0	0	0	0	0	0	0	1	0	0	2
45	Lawson Blake		0-0	0-0	0-0	0	0	0	0	0	0	0	0	0	1
	Team					0	1	1							
Totals			25-51	4-11	22-31	7	19	26	19	76	13	11	5	16	200

FG % 1st Half:	13-28	46.4%	2nd half:	12-23	52.2%	Game:	25-51	49.0%	Deadball	
3FG % 1st Half:	2-6	33.3%	2nd half:	2-5	40.0%	Game:	4-11	36.4%	Rebounds	
FT % 1st Half:	9-12	75.0%	2nd half:	13-19	68.4%	Game:	22-31	71.0%	3	

Officials: Keith Patterson, Josue Nieves, Rob Rorke
 Technical fouls: Bradley-TEAM. Arkansas-Jordan Walsh 2.
 Attendance: 16675

Score by periods				1st	2nd	Total				
Bradley				25	32	57				
Arkansas				37	39	76				

Last FG - BRAD 2nd-02:32, ARK 2nd-02:03.
 Largest lead - BRAD by 2 1st-19:30, ARK by 24 2nd-11:18.
 BRAD led for 02:43. ARK led for 36:11. Game was tied for 01:06.

Score tied - 1 time.
 Lead changed - 3 times.

GAME 10		78	#-RV Oklahoma	40	38	78	88	
		#9/9 ARKANSAS		43	45	88		
Dec. 10, 2022 • Tulsa, Okla. • BOK Center								

Oklahoma 78 • 7-3

Oklaoma 76-73

##	Player		Total		3-Ptr	Rebounds			PF	TP	A TO Blk Stl				Min
			FG-FGA	FG-FGA	FT-FTA	Off	Def	Tot			A	TO	Blk	Stl	
01	Jalen Hill	f	4-6	0-1	3-4	2	3	5	1	11	1	2	0	0	28
35	Tanner Groves	f	2-5	2-4	0-0	1	3	4	5	6	1	2	0	1	21
12	Milos Uzan	g	7-11	1-2	0-1	0	2	2	4	15	5	1	0	0	34
25	Grant Sherfield	g	8-14	3-6	4-4	1	1	2	2	23	3	4	0	3	34
34	Jacob Groves	g	3-4	1-1	0-0	0	2	2	0	7	1	1	0	0	24
04	Joe Bamisile		4-7	0-1	0-0	0	5	5	2	8	1	2	1	0	19
10	Sam Godwin		3-4	0-0	0-0	1	0	1	2	6	1	1	0	0	16
14	Bijan Cortes		1-5	0-0	0-0	0	1	1	1	2	2	2	0	1	22
22	CJ Noland		0-0	0-0	0-0	0	0	0	0	0	0	0	0	0	2
	Team					2	3	5							
	Totals		32-56	7-15	7-9	7	20	27	17	78	15	15	1	5	200

GAME 13			57	#9/7 ARKANSAS	19 38	57 60	60	LSU
Dec. 28, 2022 • Baton Rouge, La. • Maravich Center								

Arkansas 57 • 11-2,0-1 SEC

#	Player	Total			3-Ptr			Rebounds			PF	TP	A	TO	Blk	Stl	Min
		FG-FGA	FG-FGA	FT-FTA	Off	Def	Tot	Off	Def	Tot							
13	Jordan Walsh	f	6-14	1-8	0-0	3	6	9	4	13	0	2	2	2	32		
15	Makhi Mitchell	f	3-5	0-0	2-3	2	10	12	3	8	1	1	3	0	36		
00	Anthony Black	g	3-8	0-3	1-2	4	4	8	1	7	4	2	0	1	40		
01	Ricky Council IV	g	5-19	1-5	2-5	4	2	6	1	13	0	2	0	3	40		
04	Davonte Davis	g	7-18	2-8	0-0	0	6	6	1	16	2	1	0	2	40		
05	Joseph Pinion		0-1	0-1	0-0	0	0	0	0	0	0	0	0	0	2		
11	Jalen Graham		0-0	0-0	0-0	0	1	1	2	0	0	2	0	0	3		
20	Kamani Johnson		0-0	0-0	0-0	0	0	0	2	0	0	0	0	0	7		
Team						0	2	2									
Totals			24-65	4-25	5-10	13	31	44	14	57	7	10	5	8	200		
FG % 1st Half:		9-33	27.3%	2nd half:	15-32	46.9%	Game:	24-65	36.9%	Deadball							
3FG % 1st Half:		0-13	0.0%	2nd half:	4-12	33.3%	Game:	4-25	16.0%	Rebounds							
FT % 1st Half:		1-3	33.3%	2nd half:	4-7	57.1%	Game:	5-10	50.0%	2							

LSU 60 • 12-1,1-0 SEC

#	Player	Total			3-Ptr			Rebounds			PF	TP	A	TO	Blk	Stl	Min
		FG-FGA	FG-FGA	FT-FTA	Off	Def	Tot	Off	Def	Tot							
12	KJ Williams	f	3-7	2-5	0-0	1	4	5	3	8	0	2	1	2	33		
20	Derek Fountain	f	5-9	0-1	4-5	4	6	10	2	14	1	2	1	2	29		
01	Cam Hayes	g	2-7	0-3	0-0	0	5	5	0	4	3	0	0	1	27		
03	Justice Hill	g	1-5	0-3	0-3	0	2	2	1	2	1	1	0	0	19		
44	Adam Miller	g	2-9	1-3	2-2	0	4	4	1	7	2	1	0	0	29		
00	Trae Hannibal		9-14	1-2	0-2	1	5	6	0	19	2	1	0	0	22		
04	Kendal Coleman		0-0	0-0	0-0	0	0	0	0	0	0	0	0	0	3		
05	Mwani Wilkinson		1-1	0-0	0-0	0	0	0	2	2	0	1	1	0	11		
11	Justice Williams		2-4	0-0	0-0	0	0	0	1	4	0	2	0	1	12		
13	Jalen Reed		0-5	0-0	0-0	1	1	2	3	0	0	0	0	0	10		
34	Shawn Phillips Jr.		0-1	0-0	0-0	1	0	1	0	0	0	0	0	0	5		
Team						1	3	4									
Totals			25-62	4-17	6-12	9	30	39	13	60	9	10	3	6	200		
FG % 1st Half:		10-34	29.4%	2nd half:	15-28	53.6%	Game:	25-62	40.3%	Deadball							
3FG % 1st Half:		3-11	27.3%	2nd half:	1-6	16.7%	Game:	4-17	23.5%	Rebounds							
FT % 1st Half:		1-3	33.3%	2nd half:	5-9	55.6%	Game:	6-12	50.0%	3,1							

Officials: Ron Groover,Patrick Evans,Joe Lindsay
 Technical fouls: Arkansas-None. LSU-None.
 Attendance: 10428

Score by periods	1st	2nd	Total
Arkansas	19	38	57
LSU	24	36	60

Last FG - ARK 2nd-00:21, LSU 2nd-00:32.
 Largest lead - ARK by 6 2nd-10:21, LSU by 6 1st-00:17.
 ARK led for 14:18. LSU led for 18:51. Game was tied for 06:51.

Points	In	Off	2nd	Fast	Bench
Paint	Paint	T/O	Chance	Break	
ARK	36	4	11	7	0
LSU	40	13	6	8	25

Score tied - 10 times.
 Lead changed - 7 times.

GAME 15			59	#13/13 ARKANSAS	25 34	59 72	72	
Jan. 7, 2023 • Auburn, Ala. • Neville Arena								

Arkansas 59 • 12-3,1-2 SEC

#	Player	Total			3-Ptr			Rebounds			PF	TP	A	TO	Blk	Stl	Min
		FG-FGA	FG-FGA	FT-FTA	Off	Def	Tot	Off	Def	Tot							
13	Jordan Walsh	f	2-10	0-3	2-4	4	6	10	4	6	2	2	1	0	32		
15	Makhi Mitchell	f	3-4	0-0	0-3	1	6	7	2	6	0	1	2	0	22		
00	Anthony Black	g	5-11	0-3	13-16	3	4	7	4	23	4	4	1	1	30		
01	Ricky Council IV	g	5-15	2-6	2-2	1	1	2	1	14	1	3	1	0	37		
04	Davonte Davis	g	1-5	0-2	0-0	0	2	2	2	2	2	1	0	0	24		
05	Joseph Pinion		0-1	0-1	0-0	0	1	1	2	0	0	0	0	1	14		
11	Jalen Graham		2-6	0-0	1-5	3	3	6	2	5	0	1	0	0	12		
12	Barry Dunning Jr.		0-1	0-1	0-0	0	0	0	0	0	0	0	0	0	1		
20	Kamani Johnson		0-2	0-0	1-2	3	2	5	3	1	0	0	0	2	20		
22	Makhel Mitchell		1-1	0-0	0-0	0	2	2	1	2	0	1	0	0	7		
23	Derrian Ford		0-0	0-0	0-0	0	0	0	0	0	0	0	0	0	1		
Team						2	1	3									
Totals			19-56	2-16	19-32	17	28	45	21	59	9	14	5	4	200		
FG % 1st Half:		8-24	33.3%	2nd half:	11-32	34.4%	Game:	19-56	33.9%	Deadball							
3FG % 1st Half:		1-6	16.7%	2nd half:	1-10	10.0%	Game:	2-16	12.5%	Rebounds							
FT % 1st Half:		8-17	47.1%	2nd half:	11-15	73.3%	Game:	19-32	59.4%	8,1							

Auburn 72 • 12-3,2-1 SEC

#	Player	Total			3-Ptr			Rebounds			PF	TP	A	TO	Blk	Stl	Min
		FG-FGA	FG-FGA	FT-FTA	Off	Def	Tot	Off	Def	Tot							
02	Jaylin Williams	f	2-4	1-2	4-4	1	0	1	3	9	2	0	1	0	20		
04	Johni Broome	f	5-12	0-1	0-1	1	9	10	3	10	2	2	6	1	29		
05	Chris Moore	f	1-2	0-0	0-0	2	2	4	4	2	0	1	0	0	21		
01	Wendell Green Jr.	g	5-8	2-4	7-9	0	3	3	1	19	5	3	0	3	29		
12	Zep Jasper	g	2-5	0-2	1-2	0	1	1	4	5	1	0	0	1	20		
00	K.D. Johnson		2-10	0-4	0-0	1	1	2	1	4	1	0	0	1	20		
03	Tre Donaldson		1-3	1-1	0-0	0	0	0	1	3	0	0	0	0	11		
21	Yohan Traore		0-1	0-1	0-0	0	0	0	1	0	0	1	0	0	6		
22	Allen Flanigan		5-9	3-6	5-6	1	7	8	0	18	2	1	0	2	33		
44	Dylan Cardwell		1-1	0-0	0-0	1	0	1	2	2	0	0	0	0	11		
Team						0	2	2									
Totals			24-55	7-21	17-22	7	25	32	20	72	13	8	7	8	200		
FG % 1st Half:		12-29	41.4%	2nd half:	12-26	46.2%	Game:	24-55	43.6%	Deadball							
3FG % 1st Half:		5-12	41.7%	2nd half:	2-9	22.2%	Game:	7-21	33.3%	Rebounds							
FT % 1st Half:		7-9	77.8%	2nd half:	10-13	76.9%	Game:	17-22	77.3%	0							

Officials: Patrick Evans,Steven Anderson,Terry Oglesby
 Technical fouls: Arkansas-None. Auburn-Johni Broome.
 Attendance: 9121

Score by periods	1st	2nd	Total
Arkansas	25	34	59
Auburn	36	36	72

Last FG - ARK 2nd-01:27, AUB 2nd-02:11.
 Largest lead - ARK None, AUB by 15 2nd-07:26.
 ARK led for 00:00. AUB led for 39:31. Game was tied for 00:14.

Score tied - 0 times.
 Lead changed - 0 times.

GAME 14			68	#20/21 Missouri	34 34	68 74	74	
Jan. 4, 2023 • Fayetteville, Ark. • Bud Walton Arena								

Missouri 68 • 12-2,1-1 SEC

#	Player		Total		3-Ptr	Rebounds						PF	TP	A	TO	Blk	Stl	Min
			FG-FA	FG-FA	FT-FTA	Off	Def	Tot	Off	Def	Tot							
13	Ronnie DeGray III	f	1-4	1-4	0-0	0	1	1	1	3	0	0	0	0	0	0	6	
24	Kobe Brown	f	3-7	0-0	5-6	2	0	2	4	11	2	2	0	0	0	20		
02	Tre Gormillion	g	3-7	1-2	0-0	0	1	1	2	7	1	1	0	0	0	25		
05	D'Moi Hodge	g	2-4	0-2	2-4	1	2	3	3	6	1	1	0	3	28			
10	Nick Honor	g	3-7	2-4	4-5	0	2	2	4	12	4	0	0	2	38			
04	DeAndre Gholston		3-8	1-3	0-1	1	1	2	2	7	0	2	0	1	19			
23	Aidan Shaw		1-3	0-1	0-0	2	2	4	2	2	0	0	0	0	13			
35	Noah Carter		2-5	0-1	3-5	0	3	3	1	7	1	0	2	0	24			
55	Sean East II		6-9	1-2	0-0	2	2	4	4	13	3	3	0	1	27			
	Team					1	0	1				1						
Totals			24-54	6-19	14-21	9	14	23	23	68	12	10	2	7	200			
FG % 1st Half: 10-22 45.5%			2nd half: 14-32 43.8%		Game: 24-54 44.4%										Deadball Rebounds 3,2			
3FG % 1st Half: 4-9 44.4%			2nd half: 2-10 20.0%		Game: 6-19 31.6%													
FT % 1st Half: 10-14 71.4%			2nd half: 4-7 57.1%		Game: 14-21 66.7%													