

2022-23 SCHEDULE / RESULTS						
ARK BARK APPROACH	DATE	DAY	OPP BARK APPROACH	OPPONENT	TV	TIME (CT) / RESULT
	10/10	11/07 Mon	--	NORTH DAKOTA STATE	SEC+	W 76 58
Fayetteville, Ark. // Bud Walton Arena - Nolan Richardson Court						
	10/10	11/11 Fri	--	FORDHAM	SEC+	W 74 48
Fayetteville, Ark. // Bud Walton Arena - Nolan Richardson Court						
	9/10	11/16 Wed	--	SOUTH DAKOTA STATE	SEC+	W 71 56
Fayetteville, Ark. // Bud Walton Arena - Nolan Richardson Court						
MAUI JIM MAUI INVITATIONAL Lahaina, Hawaii // Lahaina Civic Center						
	9/9	11/21 Mon	--	vs Louisville	ESPN2	W 80 54
	9/9	11/22 Tues	10/8	vs Creighton	ESPN	L 87 90
	9/9	11/23 Wed	17/19	vs San Diego State	ESPN2 (OT)	W 78 74
	11/11	11/28 Mon	--	TROY	SEC	W 74 61
Fayetteville, Ark. // Bud Walton Arena - Nolan Richardson Court						
	11/11	12/03 Sat	--	SAN JOSE STATE	SEC	W 99 58
Fayetteville, Ark. // Bud Walton Arena - Nolan Richardson Court						
	9/8	12/06 Tues	--	UNC GREENSBORO	SEC	W 65 58
Fayetteville, Ark. // Bud Walton Arena - Nolan Richardson Court						
CRIMSON & CARDINAL CLASSIC						
	9/8	12/10 Sat	-/RV	vs Oklahoma	ESPN2	W 88 78
Tulsa, Okla. // BOK Center						
	10/10	12/17 Sat	--	vs Bradley	--	W 76 57
North Little Rock, Ark. // Simmons Bank Arena						
	10/8	12/21 Wed	--	UNC ASHEVILLE	SEC	W 85 51
Fayetteville, Ark. // Bud Walton Arena - Nolan Richardson Court						
	9/7	12/28 Wed	--	at LSU *	ESPN2	L 57 60
Baton Rouge, La. // Pete Maravich Assembly Center - Dale Brown Court						
	13/13	01/04 Wed	20/21	MISSOURI *	SEC	W 74 68
Fayetteville, Ark. // Bud Walton Arena - Nolan Richardson Court						
	13/13	01/07 Sat	22/20	at Auburn *	SEC	L 59 72
Auburn, Ala. // Neville Arena						
	15/16	01/11 Wed	4/4	ALABAMA *	ESPN2	L 69 84
Fayetteville, Ark. // Bud Walton Arena - Nolan Richardson Court						
	15/16	01/14 Sat	--	at Vanderbilt *	ESPNU	L 84 97
Nashville, Tenn. // Memorial Gymnasium - Ingram Court						
	25/25	01/18 Wed	RV / RV	at Missouri *	SEC	L 76 79
Columbia, Mo. // Mizou Arena - Norm Stewart Court						
	25/25	01/21 Sat	--	OLE MISS *	ESPN2	W 67 57
Fayetteville, Ark. // Bud Walton Arena - Nolan Richardson Court						
	RV / --	01/24 Tues	--	LSU *	ESPN2	W 60 40
Fayetteville, Ark. // Bud Walton Arena - Nolan Richardson Court						
SEC/BIG 12 CHALLENGE						
	RV / --	01/28 Sat	17/17	at Baylor	ESPN	L 64 67
Waco, Texas. // Ferrell Center						
	RV / --	01/31 Tues	RV / RV	TEXAS A&M *	ESPN2	6:00 pm
Fayetteville, Ark. // Bud Walton Arena - Nolan Richardson Court						
	02/04 Sat	--	--	at South Carolina *	SEC	2:30 pm
Columbia, S.C. // Colonial Life Arena						
	02/07 Tues	--	--	at Kentucky *	ESPN/2	8:00 pm
Lexington, Ky. // Rupp Arena at Central Bank Center - Cawood's Court						
	02/11 Sat	--	--	MISSISSIPPI STATE *	ESPN2/U	5:00 pm
Fayetteville, Ark. // Bud Walton Arena - Nolan Richardson Court						
	02/15 Wed	--	--	at Texas A&M *	ESPN2/U	8:00 pm
Bryan-College Station, Texas // Reed Arena						
	02/18 Sat	--	--	FLORIDA *	ESPN/2	1:00 pm
Fayetteville, Ark. // Bud Walton Arena - Nolan Richardson Court						
	02/21 Tues	--	--	GEORGIA *	SEC	8:00 pm
Fayetteville, Ark. // Bud Walton Arena - Nolan Richardson Court						
	02/25 Sat	--	--	at Alabama *	ESPN/2	1 or 3 pm
Tuscaloosa, Ala. // Coleman Coliseum						
	02/28 Tues	--	--	at Tennessee *	ESPN/2/U	8:00 pm
Knoxville, Tenn. // Thompson-Boling Arena - The Summit						
	03/04 Sat	--	--	KENTUCKY *	CBS	1:00 pm
Fayetteville, Ark. // Bud Walton Arena - Nolan Richardson Court						
SEC TOURNAMENT Nashville, Tenn. // Bridgestone Arena						
03/08-12		TBD			TBD	
NCAA 1st & 2nd ROUNDS						
03/16-19		TBD			TBD	
March 16 & 18 at: Birmingham • Des Moines • Orlando • Sacramento March 17 & 19 at: Albany • Columbus • Denver • Greensboro						
NCAA REGIONAL						
03/23-26		TBD			TBD	
March 23 & 25 at: WEST: Las Vegas • EAST: New York City March 24 & 26 at: MIDWEST: Kansas City • SOUTH: Louisville						
NCAA FINAL FOUR						
04/01-03		TBD			TBD	
Houston, Texas // NRG Stadium						
• Arkansas is playing its 100TH SEASON OF BASKETBALL IN 2022-23 and the fourth under head coach Eric Musselman.						
- ARKANSAS' OVERALL RECORD					1,775-9909 (.642)	
• Arkansas is playing its 30TH SEASON OF BASKETBALL IN BUD WALTON ARENA.						
- ARKANSAS' BUD WALTON ARENA ALL-TIME RECORD 416-92 (.819)						
^ Is 175-69 (.717) vs SEC opponents in Bud Walton Arena.						
^ Has won 35 straight non-conference game in Bud Walton Arena.						
^ Is 239-23 (.912) vs non-conference opponents in Bud Walton Arena.						

- Arkansas is playing its **100TH SEASON OF BASKETBALL IN 2022-23** and the fourth under head coach Eric Musselman.
- ARKANSAS' OVERALL RECORD 1,775-9909 (.642)**
- Arkansas is playing its **30TH SEASON OF BASKETBALL IN BUD WALTON ARENA.**
- ARKANSAS' BUD WALTON ARENA ALL-TIME RECORD 416-92 (.819)**
- Is 175-69 (.717) vs SEC opponents in Bud Walton Arena.
- Has won 35 straight non-conference game in Bud Walton Arena.
- Is 239-23 (.912) vs non-conference opponents in Bud Walton Arena.



ARKANSAS RAZORBACKS

GAME 22: ARKANSAS RAZORBACKS VS TEXAS A&M AGGIES

JAN. 31, 2023 • TUESDAY • 6:00 PM (CT) • FAYETTEVILLE, ARK. • BUD WALTON ARENA/NOLAN RICHARDSON COURT (19,200)

@RazorbackMBB
@EricPMusselman

@RazorbackMBB
@ericpmusselman

/RazorbackMBB

www.ArkansasRazorbacks.com



RV/-- ARKANSAS RAZORBACKS

OVERALL SEC 14-7 3-5

Eric Musselman (San Diego '87)
at UA: 87-35 (4th yr)

Collegiate: 197-69 (8th yr)



RV/RV TEXAS A&M AGGIES

OVERALL SEC 15-6 7-1

Buzz Williams (Oklahoma City '94)
at A&M: 65-42 (4th yr)

Career: 317-198 (16th yr)

- GAME COVERAGE -

TV: ESPN

Karl Ravech (PxP) // Jimmy Dykes (Analyst) // Marty Smith (Reporter)



RADIO: LEARFIELD RAZORBACK SPORTS NETWORK

Chuck Barrett (PxP) // Matt Zimmerman (Analyst) Arkansas Gameday App



SATELLITE RADIO:

Sirius: 81 // XM: 81 // SXM App: App/Online Channel 81



ONLINE:

LIVE STATS: Baylor Live Stats

STREAMING VIDEO: Watch ESPN



Versus Texas A&M

- Texas A&M is Arkansas' most common opponent. In this the 100th year of Razorback basketball, Texas A&M joins Baylor as the only team on this year's Razorback schedule that also appeared on Arkansas' first season of basketball (1924-24) when the three schools were members of the Southwest Conference.
- In Arkansas' inaugural season of basketball, Arkansas lost on back-to-back days at Texas A&M, falling 35-37 on Feb. 20 and 32-17 on Feb. 21 to the Aggies.
- Arkansas and Texas A&M have met on 164 previous occasions and will play again in 16 days (Arkansas plays at A&M on Feb. 15). The next closest, most common Razorback opponents are Texas and SMU, each at 155 games.
- The Razorbacks own a 105-59 advantage in the series. The 105 wins ties for the most wins for Arkansas versus an opponent. Arkansas also has 105 wins versus TCU. The only other team Arkansas has 100-plus wins against is Rice with 104.
- Arkansas also leads, 60-15, in games played at Fayetteville.
- The Hogs have a slight 10-8 advantage in the series since Arkansas A&M joined the SEC for the 2012-13 season. **HOWEVER, the Hogs are 8-1 against the Aggies in Bud Walton Arena since A&M joined the SEC.**

Heating Up From Deep

- In the first 4 SEC games, Arkansas was just 14-of-72 (19.4%) from 3PT.
- The last 5 games, Arkansas has made 29-of-76 (38.2%) from deep
- After the first 4 SEC games, Arkansas ranked 341st in the NCAA in 3PT% (.284).
- After the last 5 SEC games, Arkansas now ranks 315th in the NCAA in 3PT% (.307) ... A 23 percentage point improvement.

Scoring Down Last 3, Defense & Shooting Pct Up

- During Arkansas' four-game losing streak, the offense was good enough to win, but the defense was not. Arkansas's defense has picked up over the last three and, while scoring is down, Arkansas is shooting better.

4-GM LOSING STREAK

OFFENSE: 72.0 ppg 43% FG 29% 3PT
ALLOWED: 83.0 ppg 46% FG 39% 3PT

LAST THREE GAMES

OFFENSE: 64.3 ppg 47% FG 36% 3PT
ALLOWED: 54.7 ppg 34% FG 30% 3PT

Council on Oscar Robertson Trophy Watch List

- Arkansas guard Ricky Council IV is one of 50 players named to the United States Basketball Writers Association (USBWA) Oscar Robertson Trophy midseason watch list, which is presented to the organization's National Player of the Year.
- Council currently ranks third in the SEC in scoring (16.8 ppg). He additionally ranks third in the SEC in free throws made (81), fourth in field goals made (117), ninth in field goal percentage (.457), ninth in free throw percentage (.794) and 14th in steals (1.55).
- He has led the Razorbacks in scoring seven times and reached double digits in points in 18 of the Razorbacks' 20 games. On Dec. 5, Council was named the SEC Player of the Week.

SERIES INFO: ALL SEC
OVERALL (ARK-OPP) 105-59 10-8
Home: (ARK-OPP) 60-15 8-1
Away: (ARK-OPP) 38-39 2-6
Neutral: (ARK-OPP) 7-5 0-1

MOST RECENT MEETINGS:

01/27/16	-/5	W	74-71	H
01/17/17		W	62-60	A
02/22/17		W	86-77	H
01/30/18		L	80-66	A
02/17/18	-/21	W	94-75	H
01/05/19		W	73-71	A
02/23/19		L	87-80	H
01/04/20		W	69-59	H
03/07/20		L	77-69	A
03/06/21	12/-	W	87-80	H
01/08/22		L	86-81	(OT) H
01/22/22		W	76-73	
03/12/22	15/-	L	82-64	N (Tampa)

NCAA STAT COMPARISON (BOLD = Leads Conf)

74.5	120th	Scoring Off.	74.6	118th
65.1	65th	Scoring Def.	66.0	78th
+9.4	45th	Scoring Margin	+8.7	59th
.473	45th	FG%	.452	141st
.413	67th	FG% Def.	.397	26th
.307	315th	3PT%	.315	298th
5.0	342nd	3PT Made/Gm	6.1	293rd
.311	65th	3PT% Def.	.339	204th
21.8	28th	FTA/Gm	25.0	3rd
15.2	40th	FT Made/Gm	18.7	2nd
.698	230th	FT%	.745	58th
36.2	122nd	Reb./Gm	36.7	91st
+4.7	54th	Reb. Margin	+5.7	30th
1.00	206th	A/TO Ratio	1.06	164th
13.3	177th	Assists/Gm	13.2	180th
+2.3	54th	TO Margin	+2.0	73rd
15.6	37th	TO Forced	14.5	75th
13.3	233rd	TO/Gm	12.6	167th
19.0	316th	Fouls/Gm	18.9	302nd
4.7	34th	Blocks/Gm	2.5	274th
8.8	30th	Steals/Gm	7.3	100th

THE RAZORBACKS

No.	Name	Pos.	Yr.	Ht.	Wt.	Hometown	High School / Previous School	Wing Span	Standing Reach	MAX Vertical
0	Anthony Black	G	Fr. (4)	6-7	198	Duncanville, Texas	Duncanville HS	6' 8"	8' 6"	42.5"
1	Ricky Council IV	G	Jr. (3)	6-6	205	Durham, N.C.	Southern Durham HS / Wichita State	6' 9"	8' 6"	46"
2	Trevon Brazile	<i>Trev-In "Brazil"</i> F	So. (3)	6-10	212	Springfield, Mo.	Kickapoo HS / Missouri	7' 2.5"	9' 0"	42.5"
3	Nick Smith Jr.	G	Fr. (4)	6-5	185	Jacksonville, Ark.	North Little Rock HS	6' 9"	8' 3"	40.5"
4	Davonte "Devo" Davis	G	Jr. (3)	6-4	185	Jacksonville, Ark.	Jacksonville HS	6' 7"	8' 2"	36"
5	Joseph Pinion	F	Fr. (4)	6-5	190	Morrilton, Ark.	Morrilton HS	6' 6.5"	8' 2.5"	40.5"
11	Jalen Graham	F	Sr. (2)	6-9	225	Phoenix, Ariz.	Mountain Pointe HS / Arizona State	7' 2.5"	8' 11"	36"
12	Barry Dunning Jr.	G	Fr. (4)	6-6	195	Mobile, Ala.	McGill-Toolen Catholic HS	7' 0"	8' 4.5"	47"
13	Jordan Walsh	G/F	Fr. (4)	6-7	205	Desoto, Texas	Link (Mo.) Academy	7' 2"	8' 7.5"	46"
15	Makhi Mitchell	<i>Ma-ki</i> F/C	Sr. (2)	6-9	230	Washington, D.C.	Woodrow Wilson HS / Rhode Island	7' 4"	9' 0"	38.5"
20	Kamani Johnson	F	Sr. (1)	6-7	230	Brooklyn, N.Y.	Holy Spirit (Ga.) Prep School / Little Rock	6' 9.5"	8' 10"	35"
21	Cade Arbogast	G	Jr. (3)	6-3	180	Concord, Calif.	De La Salle HS / Lane (Ore.) CC	6' 2.5"	7' 11"	31"
22	Makhel Mitchell	<i>Ma-kelle</i> F/C	Sr. (2)	6-10	240	Washington, D.C.	Woodrow Wilson HS / Rhode Island	7' 4.5"	9' 1"	34"
23	Derrian Ford	G	Fr. (4)	6-3	205	Magnolia, Ark.	Magnolia HS	6' 3.5"	8' 1.5"	40.5"
45	Lawson Blake	F	So. (3)	6-10	235	Fayetteville, Ark.	Fayetteville HS / Link Year (Mo.) Prep	6' 6.5"	8' 7"	32"

() - Number in parenthesis indicates total years of eligibility remaining including this season

Head Coach: Eric Musselman (San Diego, 1987)

Assistant Coach: Anthony Ruta (Arizona State, 2012) • *pronounced ROO-tah*

Assistant Coach: Gus Argenal (UC Davis, 2004) • *pronounced Are-GIN-nal*

Assistant Coach: Keith Smart (Indiana, 1995)

Director of Operations: Michael Musselman (San Diego, 2018)

Director of Internal Operations: Riley Hall (Arkansas, 2016)

Head Athletic Trainer: Matt Townsend (Idaho, 2017)

GAs: Jake Alburtus • Markus Black • Ty McHone • Dominic Samangy • Trey Smith • Camden Taylor • Reuben Williams

Dir. of Scouting/Assistant to Head Coach: Todd Lee (South Dakota, 1986)

Special Assistant to the Head Coach: Matt Lopez (Grand Canyon, 2018)

Recruiting Coordinator: Ronnie Brewer Jr. (Arkansas, 2015)

Asst. Dir. of Recruiting & Scouting: Blake Wetherington (Murray State, 2017)

Asst. Director for Basketball Operations: Caleb Cline (South Dakota, 2020)

Head Strength Coach: Dave Richardson (Louisiana-Monroe, 1989)



0 • Anthony BLACK
TBA (Arts & Sciences)



1 • Ricky COUNCIL IV
Recreation & Sport Mgmt



2 • Trevon BRAZILE
Communications



3 • Nick SMITH Jr.
Recreation & Sport Mgmt



4 • Davonte "Devo" DAVIS
Recreation & Sport Mgmt



5 • Joseph PINION
TBA (Arts & Sciences)



11 • Jalen GRAHAM
Sociology



12 • Barry DUNNING Jr.
TBA (Education)



13 • Jordan WALSH
TBA (Arts & Sciences)



15 • Makhi MITCHELL
Food, Nutrition & Health



20 • Kamani JOHNSON
Communications



21 • Cade ARBOGAST
Communications



22 • Makhel MITCHELL
Food, Nutrition & Health



23 • Derrian FORD
TBA (Education)



45 • Lawson BLAKE
Exercise Science



Eric MUSSELMAN
Head Coach




Gus ARGENAL
Assistant Coach



Keith SMART
Assistant Coach



Anthony RUTA
Assistant Coach



Michael MUSSELMAN
Dir. of Operations



Riley HALL
Dir. of Internal Ops



Todd LEE
Dir. of Scouting/Asst to HC



Ronnie BREWER Jr.
Recruiting Coord.



Matt LOPEZ
Special Asst to HC



Blake WETHERINGTON
Asst Dir. Scouting/Recruiting



Caleb CLINE
Asst Dir. of Ops

ABOUT ARKANSAS

Location.....Fayetteville, Ark.
Enrollment.....30,936
Founded.....1871
Colors.....Cardinal (PMS 201) and White
Nickname.....Razorbacks
Conference.....Southeastern (SEC)
System President.....Dr. Donald R. Bobbitt (Arkansas, 1980)
UA Chancellor.....Dr. Charles F. Robinson (Houston, 1987)
Vice Chancellor / AD.....Hunter Yurachek (Guilford, 1990)
Faculty Representative.....Paul Adams (LSU, 1992)
Deputy AD/MBB Admin.....Clayton Hamilton (Arkansas, 1994)
Arena (Capacity).....Bud Walton Arena (19,200)

HISTORY

First Year of Basketball.....1923-24
Seasons.....100th
Head Coaches.....13
30-Win / 20-Win Seasons.....5 / 35
13-plus Conference-Win Seasons.....16
Overall Conference Championships.....24 (2 SEC, 22 SWC)
NCAA Tournament Record / App.....48-34 (.585) / 35
NIT Record / App.....6-5 / 4
SEC Tournament Record.....29-29

Most Wins Among SEC Since Muss Arrival

• Since Eric Musselman's arrival, Arkansas leads the SEC in overall wins (87) and overall home wins (57) while ranking ninth in the NCAA in overall wins (87). **Totals are thru Jan 29, 2023.**

OVERALL WINS	SEC ONLY WINS	OVERALL HOME WINS	SEC HOME WINS	MOST WINS NCAA SINCE MUSS @ ARK
ARK 87	UK 42	ARK 57	ARK 24	Gonzaga 109
AUB 82	BAMA 41	LSU 50	UK 24	Houston 102
TENN 80	AUB 40	AUB 50	AUB 24	Kansas 100
BAMA 79	TENN 40	UK 50	BAMA 24	Baylor 97
UK 74	ARK 36	TENN 50	TENN 23	Belmont 93
LSU 74	FLA 34	BAMA 45	LSU 23	San Diego State 93
MS ST 69	LSU 33	MS ST 44	FLA 20	Liberty 93
FLA 66	MS ST 28	A&M 43	MS ST 19	Arizona 90
A&M 66	A&M 28	UGA 41	A&M/MIZ 15	Southern Cal 89
<i>Arkansas and Houston are the only two teams to reach the NCAA Elite 8 in each of the last two seasons</i>				ARKANSAS 87
				UCLA 85
				Duke 85

Devo Steps Up Since Start of SEC

• Davonte Davis has scored in double figures in 8 of his last 9 games. While scoring at a career-clip, Davis has continued to show he is one of the nation's best defensive players ... and doing so while playing nearly 40 minutes each game.

▲ **LAST FOUR GAMES OFFENSIVELY: 16.5 ppg • 5.8 rpg • 53% FG • 47% 3PT • 3.5 assists**

- Last 4 games, scored 18, 16, 16 and 16 respectively ... **IS THE TEAM'S LEADING SCORER OVER LAST 4 GAMES**

- Just missed his third career double-double (and third of the season) with 18 points and 9 rebounds at Mizzou

- Tied his season-high with a team-best 18 points and tied for the team lead with nine rebounds at Mizzou

- Made three 3-pointers in both the Mizzou and Ole Miss games (just his 2nd and 3rd time to make at least three 3's)

- Led Arkansas with 16 points vs LSU (7-of-8 FG and 2-of-2 3 PT) with seven rebounds.

- Added 16 points with a pair of 3-pointers and four assists at Baylor

▲ **LAST FOUR GAMES DEFENSIVELY:**

- Held Mizzou 2nd-leading scorer D'Moi Hodge to: 7 pts (1-7 FG • 0-5 3PT • 5-6 FT)

- Held Ole Miss leading scorer Matthew Murrell to: 3 pts (1-5 FG • 0-1 3PT • 1-2 FT) - only played 5:47 of 2nd half due to injury

- Held LSU 2nd-leading scorer Adam Miller to: 9 pts (3-12 FG • 1-6 3 PT • 2-3 FT)

- Held Baylor's 2nd-leading scorer Adam Flagler to: 5 pts (1-11 FG • 0-3 3 PT • 3-4 FT)

▲ **Last 4 Games, Devo is averaging 37.2 minutes including:**

- 38:31 (before fouling out) at Mizzou, 33:53 vs Ole Miss, **his first career 40-minute game** and 36:15 at Baylor

• **Through games 1-12 to start the season, Davis ranked 7th on the team in scoring (7.5 ppg).**

In games 13-21, Davis has climbed to third on the team in scoring at 10.5 ppg).

• **Has scored in double-digits 8 of the last 9 games ... Scored in double digits three times in games 1-12**

	FG	3PT	FT	Reb	A	Stl	PTS
GAMES 1-12	29-86 (34%)	5-27 (19%)	19-25 (76%)	38 (3.5)	27 (2.5)	16 (1.5)	82 (7.5)
GAMES 13-21	51-113 (45%)	14-39 (35%)	11-14 (78%)	49 (5.4)	30 (3.3)	11 (1.2)	127 (14.1)

IN SEC GAMES ONLY, Davis ranks 7th in FG% (.450) • 9th in assists (3.25) • 13th in scoring (13.88) • 14th in rebs (5.88)

Loss at Baylor Was Rarity for Muss

• Arkansas held Baylor to a season lows in FG% (33.9) and assists (5) as well as 67 points, the Bears' 6th lowest of the year

• Arkansas lost at Baylor despite having several positive stats that usually results in wins.

▲ Arkansas led at the half Muss is 150-10 as a college coach and 66-6 at ARK when leading at the half

▲ Arkansas tied with 5 min to play Muss is 77-5 at ARK and 12-2 this year when leading with 5 minutes to play

▲ Arkansas tied Baylor in Rebs. Muss is 133-23 as a college coach and 56-12 at ARK when tying or out-rebounding opp

▲ Arkansas Shot 50.9% FG Muss is 61-3 as a college coach and 23-2 at ARK when shooting at least 50% FG

▲ Arkansas held Baylor to 33.9% FG Muss is 164-13 as a college coach and 75-6 at ARK when shooting better than the opp

Defensive Domination vs LSU

• Arkansas had its best defensive performance of the year - and one of its best overall - in a 60-40 victory over LSU Tuesday night at Bud Walton Arena.

▲ Arkansas held LSU to 40 points, which **ties for the 10th lowest by any opponent in the modern era (1970-71) and the second-fewest in an SEC game.**

▲ Arkansas held LSU to 25.9% shooting (14-of-54), which is **the fifth lowest by an SEC opponent and the lowest since holding Vanderbilt to a record-low in SEC games of 25% (14-of-56) on Feb. 10, 2018.**

▲ No LSU player scored in double digits. (Two players scored nine points).

▲ **LSU was just 3-of-25 (12%) from the field in the first half** and went from 10:47 to 5:43 with scoring a point.

▲ The **14 first-half points ties for the sixth-lowest point total by an Arkansas opponent in the shot clock era.**

▲ The **14 points are the third lowest in a half by an SEC opponent** behind 9 by Miss State (2/7/15) and 11 by Vandy (1/12/13).

▲ The 24-point halftime lead ties for the sixth-largest halftime advantage in an SEC game.

▲ While LSU did outscore the Hogs, 26-22, in the second half, the **Tigers only scored nine points in the last 13:12 of the game and were held scoreless the last 3:22.**

Black's Last 3 SEC Games Have Been Impressive

• Anthony Black threatened a triple-double in the 3-point loss at Mizzou.

▲ **15 pts • 8 rebs • 7 assists • 2 steals**

▲ The 8 rebounds tied a career high

▲ The seven assists were a then career high

• Once again, put up monster numbers in the win over Ole Miss.

▲ **17 pts • 3 rebs • 8 assists • 5 steals**

▲ The eight assists and steals were both career highs

▲ **The five steals were ties for the second-most by an SEC player in league play this season**

• Followed that with a third-straight impressive performance in the LSU win.

▲ **14 pts • 7 rebs • 3 assists • 3 steals**

• **Black banged his right knee early in the Baylor game, but gutted out a 7-point, 6-rebound, 3-assists performance while playing 35:23 and breaking even in the plus/minus.**

2023 NBA MOCK DRAFT BOARDS as of Jan. 25, 2023

Nick Smith Jr.

#3 overall • #1 college player	SportingNews.com
#4 overall • #1 college player	ESPN.com
#4 overall • #2 college player	NBADraftRoom.com
#5 overall • #1 college player	BleacherReport.com
#6 overall • #2 college player	TankAthon.com
#7 overall • #3 college player	SBNation.com
#8 overall • #4 college player	NBCSports.com
#8 overall • #5 college player	NBADraft.net
#9 overall • #5 college player	TheAthletic.com
#9 overall • #5 college player	SI.com

Anthony Black

#4 overall • #2 college player	NBADraft.net
#6 overall • #2 college player	NBCSports.com
#7 overall • #2 college player	NBADraftRoom.com
#10 overall • #6 college player	SI.com
#11 overall • #7 college player	TheAthletic.com
#12 overall • #8 college player	ESPN.com
#14 overall • #10 college player	TankAthon.com
#15 overall • #11 college player	SportingNews.com
#15 overall • #11 college player	SBNation.com
#17 overall • #13 college player	BleacherReport.com

Jordan Walsh

#27 overall • #21 college player	SBNation.com
#29 overall • #22 college player	SportingNews.com
#36 overall • #29 college player	BleacherReport.com
#36 overall • #29 college player	SI.com
#40 overall • #33 college player	TankAthon.com
#44 overall • #34 college player	ESPN.com

Ricky Council IV

#24 overall • #19 college player	NBADraft.net
#28 overall • #22 college player	SBNation.com
#32 overall • #25 college player	BleacherReport.com
#33 overall • #26 college player	SI.com
#39 overall • #29 college player	ESPN.com
#41 overall • #33 college player	TheAthletic.com

Trevon Brazille (PROIR TO INJURY)

#24 overall • #18 college player	NBADraft.net
#28 overall • #21 college player	NBCSports.com
#31 overall • #26 college player	BleacherReport.com
#50 overall • #40 college player	ESPN.com



IN-SEASON HONORS

ANTHONY BLACK

- CBS Sports/USBWA National Freshman of the Week (11/22)
- SEC co-Freshman of the Week (11/28)

RICKY COUNCIL IV

- SEC Player of the Week (12/5)

NICK SMITH JR.

- CBS Sports/USBWA National Freshman of the Week (12/13)
- Dick Vitale Star of the Week - Diaper Dandy (12/12)
- SEC co-Freshman of the Week (12/12)

2022-23 MISCELLANEOUS STATS

DOUBLE-FIGURE SCORING GAMES

Player	18-19	19-20	20-21	21-22	22-23	Career
Black					13	13
Brazile				4	5	9
Council IV			5	17	19	41
Davis			14	14	12	39
Dunning Jr.					0	0
Graham		1	9	15	4	29
Johnson	5	15	RS	1	0	21
Kel Mitchell		0	13	18	1	22
Khi Mitchell		1	1	19	6	28
Pinion					3	3
Smith Jr.					3	3
Walsh					7	7

20+ POINT SCORING GAMES

Player	18-19	19-20	20-21	21-22	22-23	Career
Black					3	3
Brazile				0	3	3
Council IV			1	3	7	11
Davis				1	1	2
Graham		0	0	0	0	0
Johnson	0	3	RS	0	0	3
Kel Mitchell		0	1	2	0	3
Khi Mitchell		0	0	0	0	0
Smith Jr.					2	2
Walsh					0	0

30+/40+ POINT SCORING GAMES

Player	18-19	19-20	20-21	21-22	22-23	Career
Council IV			0/0	1/0	-	1 / 0
Johnson	0/0	2/0	RS	0/0	-	2 / 0

3+ THREE-POINTERS IN A GAME

Player	18-19	19-20	20-21	21-22	22-23	Career
Black					2	2
Brazile				0	3	3
Council IV			0	3	2	5
Davis			0	1	2	3
Pinion					2	2
Smith Jr.					1	1

DOUBLE FIGURE REBOUNDING GAMES

Player	18-19	19-20	20-21	21-22	22-23	Career
Black					0	0
Brazile				1	2	3
Council IV			0	2	0	2
Davis			0	0	2	2
Graham		0	3	1	0	4
Johnson	1	6	RS	0	0	7
Kel Mitchell		0	3	1	0	4
Khi Mitchell		0	1	10	2	13
Walsh					1	1

DOUBLE FIGURE ASSISTS GAMES

Player	18-19	19-20	20-21	21-22	22-23	Career
Black					0	0
Davis		0	0	0	0	0

DOUBLE-DOUBLES

Player	18-19	19-20	20-21	21-22	22-23	Career
Black					0	0
Brazile					2	2
Council IV			0	2	0	2
Davis			0	0	2	2
Graham		0	3	1	0	4
Johnson	0	4	RS	0	0	4
Kel Mitchell		0	2	1	0	3
Khi Mitchell		0	1	7	1	9

TRIPLE-DOUBLES

Player	18-19	19-20	20-21	21-22	22-23	Career
Black					7	7

5+ ASSIST GAMES

Player	18-19	19-20	20-21	21-22	22-23	Career
Black					7	7
Council IV			0	1	3	4
Davis			2	6	2	10
Graham		0	0	2	0	2
Johnson	0	3	RS	0	0	3
Kel Mitchell		0	0	1	0	2
Khi Mitchell		0	0	2	0	2
Smith Jr.					1	1
Walsh					0	0

3+ STEALS IN A GAME

Player	18-19	19-20	20-21	21-22	22-23	Career
Black					5	5
Council IV			0	5	3	8
Davis			2	3	3	8
Graham		1	0	2	0	3
Johnson	1	0	RS	0	1	2
Kel Mitchell		0	0	1	0	1
Khi Mitchell		0	0	2	3	5
Smith Jr.					-	-
Walsh					2	2

3+ BLOCKS IN A GAME

Player	18-19	19-20	20-21	21-22	22-23	Career
Black					0	0
Brazile				5	1	6
Graham		2	4	2	0	8
Johnson	0	0	RS	1	0	1
Kel Mitchell		1	6	11	2	20
Khi Mitchell		0	0	6	4	10

Council Correction

- Versus Ole Miss, Ricky Council **only scored two points (1-of-6 FG) with one rebound, zero assists and three turnovers.**
- The last two games, Council has bounced back.
- **^ Vs LSU:** Scored 10 points but tied his career high with 7 assists, had 6 rebounds (one shy of season high) and 1 turnover
- **^ at Baylor:** Scored a game-high 25 points with two assists and 1 turnover
- The only other game Council scored in single digits this year (8 points with three turnovers versus UNCG), Council bounced back with 26 points, five assists and one turnover in 40 minutes vs Oklahoma.

Graham and Makhel Shine at Baylor

- Jalen Graham and Makhel Mitchell came up huge at Baylor, both coming off the bench. The pair only combined for eight points but...
- Graham played a season-high 24:47 and Khel played a season-high 23:05.
- Graham led the team with a +7 and Khel was +3 ... the only two Hogs to be in the positive for plus/minus.
- Graham had season highs – and led the team – with nine rebounds, four assists and two steals.
- Khel had a season highs with seven rebounds, three blocked shots and two assists.

Just a Minute ... or 20 ... or 40

- **In each of the last two SEC games, a Razorback has joined the 40-minute club for the first time.**
- **^ Jordan Walsh** played all 40 minutes in the win over Ole Miss.
- **^ Davonte Davis** played all 40 minutes in the win over LSU. (Ironically, his previous career-high was 39:52 vs LSU this year.)
- Arkansas has three of the top 10 players among the SEC in minutes played.
- **^ Ricky Council IV** 1st - 34:55
- **^ Anthony Black** 2nd - 34:47
- **^ Devo Davis** 9th - 32:34
- Ricky Council played **all 40 minutes versus Creighton** and, the next day, **41:03 in the overtime win over San Diego State**, including all 20 minutes of the second half and all 5 in OT.
- **GAMES A RAZORBACK PLAYED ALL 40 MINUTES IN REGULATION**
- **^ Ricky Council IV** 4 Creighton; Oklahoma; at LSU; at Vandy
- **^ Anthony Black** 2 Troy; at LSU
- **^ Jordan Walsh** 1 Ole Miss
- **^ Davonte Davis** 1 LSU
- **GAMES A RAZORBACK PLAYED ALL 20 MINUTES IN A HALF**
- **^ Ricky Council IV** 16 Fordham (1st) • vs Louisville (1st) • vs Creighton (1st & 2nd) • vs San Diego St. (2nd, plus 5 in OT) • Troy (2nd) UNCG (2nd) • Oklahoma (1st & 2nd) • UNCA (1st) • LSU (1st & 2nd) • Bama (2nd) • at Vandy (1st & 2nd) LSU (2nd) • at Baylor (2nd)
- **^ Anthony Black** 11 vs Creighton (2nd) • vs San Diego St. (2nd, plus 5 in OT) • Troy (1st & 2nd) • UNCG (2nd) • at LSU (1st & 2nd) Mizzou (2nd) • at Auburn (2nd) • at Mizzou (2nd) • LSU (2nd)
- **^ Devo Davis** 6 ND State (2nd) • UNCA (1st) • at LSU (2nd) • Mizzou (2nd) • Bama (2nd) • at Vandy (2nd) • LSU (1st & 2nd)
- **^ Jordan Walsh** 4 vs Creighton (2nd) • vs San Diego St. (2nd, plus 5 in OT) • Ole Miss (1st & 2nd)
- **^ Nick Smith Jr.** 1 UNCG (1)
- **^ Trevon Brazile** 1 vs San Diego St. (2nd, plus 5 in OT)

Defense to Offense

- **Arkansas has forced 20-plus turnovers five times (and at least 15 turnovers 13 times) in 21 games this season**
- **^ Only accomplished 20-plus total 3x in 37 gms last season • 6x in 32 gms in 2020-21 • 5x in 32 gms in 2019-20**
- **^ The Hogs are #37 in the NCAA in turnovers forced (15.57/gm)**
- **^ The Hogs are #54 in the NCAA in turnover margin (+2.3)**
- **In wins over Bradley and UNCA, Arkansas out-scored opponents 69-14 in points off turnovers (37-9 & 32-5, respectively)**
- **^ Overall, Arkansas has outscored its opponents 374-286 (+88) on points off turnovers.**
- **^ Ironically, one of Arkansas's best games in points of turnovers was a loss to Creighton, outscoring the Blue Jays 21-3.**
- **^ Arkansas has outscored its opponents in points of turnovers in 13 of 21 games**
- **Arkansas had 16 steals versus Bradley and 15 versus UNCA.**
- **^ The Hogs are #30 in the NCAA in steals (8.8 avg)**
- **^ The 16 steals by Arkansas vs Bradley were THE MOST (tied) by any Musselman-coached college team**
- **^ The 15 steals by Arkansas vs UNCA tied for the THIRD-BEST total by any Musselman-coached college team**
- **^ After getting just 34 steals (5.7 avg) in the first six SEC games, Arkansas had 12 steals in the Ole Miss win.**
- **^ Arkansas produced double-digit steals eight times this season.**
- **Arkansas is 3rd in the SEC in fastbreak points (11.33).**

Getting to The Charity Stripe, A Muss Must

- Arkansas **LED THE NCAA** by making 633 free throws and attempting 833 in last season (2021-22).
- When getting to the line last season, Arkansas **LED THE SEC** (32nd in the NCAA) in free throw percentage at 76.0%.
- In general, Eric Musselman's collegiate teams do a great job getting to the free throw line. In fact, his teams have either ranked 1st or 2nd in their respective leagues and among the NCAA top 25 in each of his first seven years.
- **HOWEVER, Arkansas has not gotten to line at the same rate so far in 2022-23.**
- **^ The Razorbacks have stayed in the 20's in the NCAA rankings a majority of the season.**
- **^ The Razorbacks are currently 28th in the NCAA in FT Attempts/gm (21.8) and 40th in FT Made/game (15.2)**
- **^ Arkansas shot a season- best 88.5% (23-of-26) from the line at Mizzou**
- **^ Arkansas shot 81% (17-of-21) vs San Jose State**
- **^ Arkansas has made 20-plus FT four times this season**
- **- 27 vs San Diego State • 26 vs UNCG • 23 at Mizzou • 22 vs Bradley**
- **- Anthony Black made 13-of-16 free throws at Auburn ... tying for the most makes by an SEC player this season ...**
- **HOWEVER, the rest of the team was just 6-of-16 at the line versus Auburn**
- Below are Musselman's teams' ranking in the **NCAA (first)** and in their respective **leagues (second)** in the categories:

	'15-16	'16-17	'17-18	'18-19	'19-20	'20-21	'21-22	'22-23
FT Attempts	2 / 1	13 / 1	16 / 2	16 / 1	8 / 2	5 / 1	1 / 1	28 / 3
FT Made	1 / 1	24 / 2	9 / 2	17 / 1	3 / 1	2 / 1	1 / 1	40 / 4

INDIVIDUALLY

- 2016-17 Jordan Caroline: 10th in NCAA in FT Att (251)
- 2017-18 Jordan Caroline: 8th in NCAA in FT Att (251)
- 2019-20 **Mason Jones led the NCAA in free throws made (233) and attempted (282)**
- 2020-21 **Moses Moody ranked 2nd in the NCAA in free throws made (151) and attempted (186)**
- 2021-22 Four Razorbacks ranked among the SEC top 15 in free throws made

Points in the Paint; Mostly at the Rim via Dunks

- Arkansas ranks in the three hundreds in 3-pointers attempted, made and percentage.
- However, Arkansas is having great success shooting the ball inside the arc, mostly in the paint ... specifically at the rim.
 - **Despite its struggles from deep, Arkansas ranks 2nd in the SEC (45th in NCAA) in field goal percentage (.473).**
 - Arkansas has shot over 50% from the field five times this season, including a season-best 62.7% versus San Jose State.
 - Arkansas is shooting 53.5% inside the arc (472-of-882)
 - **Arkansas has outscored its opponents in the paint 738-562 (+176).**
 - **Arkansas has scored 40-plus points in the paint in 10 of 20 games including four games with 50-plus points:**
 - 58 vs Oklahoma • 54 vs Fordham • 52 vs San Jose State • 50 vs UNCA
 - **Arkansas has out-scored its opponent in the paint 15 times in 21 games and tied its opponent three times.**
 - **Arkansas has 94 dunks in 21 games (4.48 per game)**
 - including 11 versus Louisville, 8 vs UNCA, 7 vs Oklahoma and 6 each vs Creighton, at Auburn and LSU
 - Arkansas only had 103 dunks in 37 games last season (2.78 per game).

Above The Rim

- **THIS YEAR: Arkansas has SIX PLAYERS with wing spans over seven feet.**
 - **Team wing span average this year is 6-9**
- Not only is the 2022-23 edition of Razorback basketball long .. they are athletic too.
- Arkansas teams under Coach Musselman have been described in many positive attributes. However, explosive has not been one of them. Yes, the Razorbacks have seen their share of explosive players, but not a team. That is a change in 2022-23.

DUNKS IN MUSS ERA

Year	Dunks	Gms	Avg.	Leader
2019-20	67	32	2.09	22 by Adrio Bailey
2020-21	95	32	2.97	36 by Justin Smith
2021-22	103	37	2.78	27 by Stanley Umude
2022-23	94	21	4.48	20 by Ricky Council IV

BLOCKED SHOTS IN MUSS ERA

Year	Blks	Gms	Avg.	Leader
2019-20	125	32	3.91	45 by Adrio Bailey
2020-21	158	32	4.94	51 by Connor Vanover
2021-22	153	37	4.14	41 by Jaylin Williams
2022-23	97	21	4.61	30 by Makhi Mitchell

One Glorious Game

- Arkansas played exactly one game with all 15 players available for the whole game. It was Game 8 on Dec. 3 versus San Jose State. Ironically, all 15 Razorbacks played and, by no coincidence, it was Arkansas' best game of the season.
 - Nick Smith missed the first six games and played just six minutes in game seven versus Troy.
 - Davonte Davis missed game seven versus Troy.
 - Trevon Brazile suffered a season-ending injury in the first half of game 9 versus UNCG.
- Versus San Jose State, Arkansas won 99-58 ... its largest margin of victory this season. Also:
 - Arkansas shot 62.7% (37-of-59) from the field and 61.5% (8-of-13) from 3-point range.
 - **It was the best overall FG% shooting night by an Eric Musselman collegiate team.** The previous best was his Nevada squad making 61.5% (40-of-65) versus UMass on Nov. 23, 2018.
- (HogStats.com) **It was only the third game in history that Arkansas has shot at least 60% from 2-point range, 60% from 3 (min. 5 attempts) and 80% from the free throw line (min. 15 atts):**
 - 12/02/22 vs San Jose (63.0 / 61.5 / 81.0) • 1/4/1992 vs Auburn (60.0 / 62.5 / 82.1) • 1/21/1991 vs Florida St (63.0 / 62.5 / 84.0)
- **It was the best 3-point shooting percentage night by a Eric Musselman collegiate team (with at least 10 attempts).**
 - His best night was making 6-of-10 (60%) versus Morehead State on Mar. 30, 2016.
 - The previous best by an Arkansas team under Muss was 57.1% versus Georgia (Jan. 9, 2021). NOTE, Arkansas made 6-of-9 (66.7%) in a win over TCU on Jan. 25, 2020.
- **Arkansas had a season-high 22 assists.**

Brazile Out for the Season; Has Successful Surgery on Dec. 29

- Arkansas sophomore forward Trevon Brazile will miss the remainder of the season after injuring his right knee in the first half of the UNC Greensboro game on Dec. 6. Brazile tore his anterior cruciate ligament (ACL) and had surgery Dec. 29.
- The Springfield, Mo., native entered the UNCG game as Arkansas' leader in rebounds and blocked shots while ranking third on the team in scoring and free throws attempted. He was the Hogs' first player off the bench in all nine games but ranked fourth in minutes played (29.3 avg.).
- Brazile played just nine minutes with no points, two rebounds and two blocked shots before exiting the UNCG game. For the season, he is averaging 11.8 points, 6.0 rebounds and 1.2 blocked shots.
- Brazile was having a breakout season in his first year at Arkansas after spending his freshman campaign at Missouri. He recorded his first two career double-doubles and posted a career high in points (23), his first three career 20-point games and a career high 12 rebounds.
 - **As a comparison,** AT ARK (9 gms): 106 points - making 37 FG with 11 3's Averaged 6.0 rebounds
 - AT MIZ (24 gms): 151 points - making 57 FG with 10 3's Averaged 5.0 rebounds

Smith Out Indefinitely

- For the second time this season, preseason All-American Nick Smith is on the sidelines for right knee management.
 - Smith missed the first six games and played six minutes in game seven of the season.
 - **Smith was named National and SEC Freshman of the Week for his starts in Games 8 and 9 (Oklahoma and UNCG).**
 - Started Game 10 versus Bradley but only played the first half and has not played since.

Devo Doubles Up

- Junior Davonte Davis has posted his first two career double-doubles this season.
 - 10 points and career-high 10 rebounds vs UNCG
 - Scored a team-best 16 points and tied his career-high with 10 rebounds vs Alabama
 - Also versus Bama, Davis led the team with three assists and two steals ... **He also played 38:29 WITH ZERO TURNOVERS**

2022-23 MISCELLANEOUS STATS

RECORD BREAKDOWN

At Bud Walton Arena	2022-23: 9-1	Muss Era: 56-7
On The Road	2022-23: 0-5	Muss Era: 14-21
Neutral Site	2022-23: 4-1	Muss Era: 16-7
White "Razorback" Uni	2022-23: 2-1 *	Muss Era: 19-1 *
White "94 "Razorback" Uni	2022-23: 3-1 !	Muss Era: 23-7 !
White "Hog" Uni	2022-23: 3-0	Muss Era: 16-3
White "Arkansas" Uni	2022-23: 2-1	Muss Era: 8-1
White "Hog A" Uni	2022-23: 0-1	Muss Era: 0-1
Pink "Arkansas" Uni	2022-23: 1-0	Muss Era: 1-0
Cardinal "Arkansas" Uni	2022-23: 0-1	Muss Era: 10-15
Cardinal "Razorback" Uni	2022-23: 0-0	Muss Era: 1-3
Cardinal Camo "Arkansas" Uni	2022-23: 2-0 ^^	Muss Era: 4-0 ^^
Cardinal "Hog" Uni	2022-23: 0-1	Muss Era: 3-2 +
Cardinal "Arkansas Razorbacks" Uni	2022-23: 1-0	Muss Era: 1-0
Anthracite Uni	2022-23: 0-1	Muss Era: 1-2

* - L at Vandy '23 • ! - L at Baylor

• - home W vs Fordham & Ole Miss '22-23 • + - home W vs Tenn '21

GENERAL

When ARK controls tip	2022-23: 9-3	Muss Era: 57-17
When OPP controls tip	2022-23: 5-4	Muss Era: 30-18
When ARK scores first	2022-23: 7-3	Muss Era: 50-14
When OPP scores first	2022-23: 8-4	Muss Era: 37-21

LEADS AND DEFICITS

Leading at the half	2022-23: 10-3	Muss Era: 66-6
2022-23: home: 8-0 road: 0-3 neutral 2-0		
Trailing at the half	2022-23: 4-3	Muss Era: 19-28
2022-23: home: 3-0 road: 0-2 neutral: 1-1		
Tied at the half	2022-23: 0-1	Muss Era: 2-1
2022-23: home: 0-1 road: 0-0 neutral 0-0		
'22-23 W/ 5:00 left	Leading: 12-2 Trailing: 2-4 Tied: 0-1	
• Muss Era	Leading: 77-5 Trailing: 8-28 Tied: 2-2	
'22-23 W/ 2:00 left	Leading: 13-0 Trailing: 1-5 Tied: 0-2	
• Muss Era	Leading: 78-5 Trailing: 7-26 Tied: 1-4	

GMS decided by 1-to-5 pts	2022-23: 1-4	Muss Era: 16-15
GMS decided by 6-to-10 pts	2022-23: 4-0	Muss Era: 22-9
GMS decided by 11+ pts	2022-23: 9-3	Muss Era: 49-11
Overtime games	2022-23: 1-0	Muss Era: 5-3

OFFENSE

Scoring less than 70 points	2022-23: 3-4	Muss Era: 17-15
Scoring 70-79 points	2022-23: 7-1	Muss Era: 34-15
Scoring 80-89 points	2022-23: 3-2	Muss Era: 22-5
Scoring 90-99 points	2022-23: 1-0	Muss Era: 11-0
Scoring 100+ points	2022-23: 0-0	Muss Era: 3-0
1-2 Hogs in Double Figures	2022-23: 0-2	Muss Era: 4-9
3 Hogs in Double Figures	2022-23: 6-2	Muss Era: 33-18
4 Hogs in Double Figures	2022-23: 8-3	Muss Era: 37-6
5-7 Hogs in Double Figures	2022-23: 0-0	Muss Era: 21-2
8+ Hogs in Double Figures	2022-23: 0-0	Muss Era: 1-0
At least 1 Hog Scores 20+	2022-23: 8-4	Muss Era: 42-17
2+ Hogs Score 20+	2022-23: 2-1	Muss Era: 17-8
FG% (Muss Era)	50%+: 5-1 (22-2) 49.9-40%: 8-3 (52-21) <40%: 1-2 (12-11)	
3FG% (Muss Era)	40%+: 3-2 (19-5) 39.9-30%: 6-0 (30-11) <30%: 5-4 (38-18)	

REBOUNDING/TURNOVERS

Out-rebounding opponent	2022-23: 12-3	Muss Era: 52-9
Out-rebounded by opp.	2022-23: 2-2	Muss Era: 30-24
Rebounds are even	2022-23: 0-2	Muss Era: 4-3
Grabbing 10+ off reb	2022-23: 5-7	Muss Era: 45-21
Forcing 15+ turnovers	2022-23: 11-1	Muss Era: 49-17
Committing less than 15 TO	2022-23: 8-3	Muss Era: 63-15

BY MONTH

In November	2022-23: 6-1	Muss Era: 21-1
In December	2022-23: 5-1	Muss Era: 20-5
In January	2022-23: 3-5	Muss Era: 18-14
In February	2022-23: 0-0	Muss Era: 16-7
In March	2022-23: 0-0	Muss Era: 12-6
In April	2022-23: 0-0	Muss Era: 0-0

LED HIS TEAM IN SCORING (INCLUDES TIES)

Player	18-19	19-20	20-21	21-22	22-23	Career
Black					4	4
Brazile				0	2	2
Council IV			3	10	8	21
Davis			3	1	4	8
Graham		0	0	3	2	5
Johnson	0	5	RS	0	0	5
Kel Mitchell		0	2	11	0	13
Khi Mitchell		0	0	4	0	4
Smith					1	1
Walsh					1	1

LED HIS TEAM IN REBOUNDING (INCLUDES TIES)

Player	18-19	19-20	20-21	21-22	22-23	Career
Black					1	1
Brazile				7	5	12
Council IV			4	3	0	7
Davis			2	0	1	3
Graham		0	6	8	2	16
Johnson	2	8	RS	2	2	14
Kel Mitchell		0	5	8	1	14
Khi Mitchell		0	2	15	8	25
Walsh					2	2

ACADEMIC SUCCESS

KAMANI JOHNSON

• Graduated • Communications



CADE ARBOGAST

• SEC Winter Academic Honor Roll Eligible (2022-23)

LAWSON BLAKE

• SEC Winter Academic Honor Roll Eligible (2022-23)
• SEC First Year Academic Honor Roll (2021-22)
• Univ. of Arkansas Chancellor's List (4.0 GPA) - Fall 2022
• Athletics' Champions Honor Roll (4.0 GPA) - Fall 2022

DAVONTE DAVIS

• SEC Winter Academic Honor Roll Eligible (2022-23)
• SEC Winter Academic Honor Roll (2021-22)
• SEC First Year Academic Honor Roll (2020-21)
• Athletics' Departmental Honor Roll (3.0-3.49 GPA) - Fall 2022
• Athletics' Departmental Honor Roll (3.0-3.49 GPA) - Fall 2021
• Athletics' Departmental Honor Roll (3.0-3.49 GPA) - Spring 2021
• Athletics' Departmental Honor Roll (3.0-3.49 GPA) - Fall 2020

DERRIAN FORD

• Univ. of Arkansas Dean's List (3.5-3.99 GPA) - Fall 2022
• Athletics' AD Honor Roll (3.5-3.99 GPA) - Fall 2022

JOSEPH PINION

• Athletics' Departmental Honor Roll (3.0-3.49 GPA) - Fall 2022

Slick Rick

• Ricky Council IV has scored in double figures in 19 of 21 games this season and he ranks...

- ^ **1st IN THE SEC** in minutes played (34:55) **Played all 40 of regulation 4x; all 20 in a half 17x**
- ^ **2nd IN THE SEC** in scoring (17.2 ppg)
- ^ **3rd IN THE SEC** in field goals made (127)
- ^ **3rd IN THE SEC** in free throws made (84)

- ^ **8th in the SEC** in FG% (.465)
- ^ **9th in the SEC** in FT% (.800)
- ^ **15th in the SEC** in steals (1.48)

HAD A STREAK OF 16 STRAIGHT FT Made snapped vs Oklahoma

• In addition to his scoring prowess, Council tied his **career high with four steals** versus Louisville.
• He has a steal in 13-of-16 games.

• **For the first time his career, has seen action as the point guard**

^ **Third on the team with 49 assists ... HIS BEST SEASON TOTAL** (had 45 last season and 20 as a freshman)

• **TWICE THIS SEASON HE SET CAREER HIGHS IN ASSISTS**

^ Had a **career-high seven assists** in the Fordham win. **Amazingly, his first six assists went to six different players**

^ Tied a **career-high seven assists** in the LSU win. Five in the first half and two on alley-oops in the second half

Black in the Rankings

• Anthony Black is a stat sheet stuffer.

^ Leads the team in assists (82), steals (37)

^ 2nd on the team in scoring (263 pts), rebounds (111 rebs), 3's made (20) and free throws made (71)

• **RANKS 2ND IN THE SEC IN MINUTES (34:47)**

• **BLACK IS 1 OF 2 PLAYERS TO RANK AMONG THE SEC TOP 25 IN POINTS, REBOUNDS, ASSISTS AND STEALS.**

^ 6th in assists (3.9) • 8th in steals (1.8) • 20th in scoring (12.7) • 23rd in rebs (5.3)

^ Missouri's Kobe Brown also ranks in the SEC top 25 in the four categories

• Black was 13-of-16 at the line at Auburn ... **the 13 makes ties the most by an SEC player this season**

Khi Five

• Makhi Mitchell had a slow start to the season. Specifically, after scoring a combined four points in 19 minutes versus Creighton and San Diego State in Maui, **Mitchell has been solid the last 15 games.**

• **After just 3 blocks in GMS 1-6 ... HAS 27 BLOCKED SHOTS IN THE LAST 15 GAMES**

^ **Ranks 6th in the SEC in blocked shots (1.4 avg.)**

• **After just 31 rebs (4.4) in GMS 1-7 ... HAS 90 (6.4) IN THE LAST 14 GAMES including two double-digit games**

^ **Overall, Ranks 14th in the SEC in rebounds (5.8 avg.)**

• **HOWEVER IN SEC GAMES ONLY, ranks 3rd in blocked shots (1.63) and 7th at 7.25 rebs/gm**

BIG GAMES:

• He nearly single-handedly kept Arkansas in the game in the first half versus Troy.

^ Arkansas trailed by two (33-31) at halftime thanks Khi Mitchell's 10 points (5-of-6 FG) and nine rebounds.

^ In the second half, he scored four points and blocked three shots.

• Versus UNCG, Mitchell recorded his **first double-double as a Razorback** with 13 points and **14 rebounds** (seven each half)

^ **added four blocked shots and two steals.**

• Versus Oklahoma, Mitchell scored 10 points with a game-high six rebounds with two blocked shots and a steal.

^ **added a season-best four assists.**

• At LSU, scored eight points with 12 rebounds ... Added three blocked shots.

• At Vanderbilt, had 11 points and 8 rebounds ... **Hit his first 3-pointer of the season (and first attempt)**

• Vs. LSU, had 10 points and eight rebounds and – for the 2nd time versus LSU this season – had three blocked shots

Lucky 13

• **#13** Jordan Walsh scored 12 points and led Arkansas with a **+13** in **13** minutes played at Mizzou.

• He backed that with a **13-point** performance in the win over Ole Miss.

• In the last three games, Walsh had a team-best +13 in the 3-point loss at Mizzou; was +12 versus Ole Miss and +15 versus LSU.

AT MIZZOU

^ Unfortunately, he only played 13 minutes due to foul trouble, fouling out with 6:48 left and the Razorbacks up 10

^ He did not miss a shot in scoring 12 points (4-4 FG • 2-2 3PT • 2-2 FT)

VS OLE MISS

^ Played all 40 minutes for the first time this season (was the only Razorback to play all 40 vs Ole Miss)

^ Scored 13 points on 5-of-9 shooting (2-of-4 from 3-point)

^ Grabbed seven rebounds

• **FIRST 5 SEC GAMES** 27 pts (5.4 avg)

12-41 FG (25%)

1-17 3PT (5%)

30 reb (6.0 avg)

LAST 3 SEC GAMES 29 pts (9.7 avg)

11-19 FG (57%)

4-7 3PT (57%)

18 reb (6.0 avg)



ERIC MUSSELMAN LIVE RADIO SHOW

Once again, there will be 12 Arkansas basketball radio shows, all starting at 7 pm, at Sassy's Red House (Shows 1-2) Sassy's BBQ and Grille (Shows 3-12).

Tuesday, Nov. 8
Monday, Nov. 14
Monday, Dec. 5
Monday, Dec. 12
Monday, Dec. 19
Monday, Jan. 2

Monday, Jan. 9
Monday, Jan. 16
Monday, Jan. 23
Monday, Jan. 30
Monday, Feb. 13
Monday, Feb. 20



COURTSIDE WITH ERIC MUSSELMAN

There will be 10, 30-minute television shows featuring head coach Eric Musselman and co-host Chuck Barrett. Each show will air on Sunday, Please check local listings for times and channels in your area.

Sunday, Jan. 1
Sunday, Jan. 8
Sunday, Jan. 15
Sunday, Jan. 22
Sunday, Jan. 29

Sunday, Feb. 5
Sunday, Feb. 12
Sunday, Feb. 19
Sunday, Feb. 26
Sunday, Mar 5

ARKANSAS SIGNS TWO 5-STARs

Layden Blocker

6-2, 180, G

Little Rock, Ark. // Sunrise (Kansas) Christian Academy

Publication	Rating	National Rank	Position Rank	State Rank
247Sports Composite	5-Star	#25	#4 PG	#2 - Kansas
ESPN	4-Star	#22	#6 PG	#1 - Arkansas
On3 Consensus	4-Star	#28	#5 PG	#2 - Kansas
247Sports	4-Star	#29	#6 PG	#3 - Kansas
Rivals	4-Star	#29	#9 PG	-
On3	4-Star	#46	#6 PG	#3 - Kansas

- **Named to the 2023 Jersey Mike's Naismith HS Player of the Year Watch List**
- **Projected by NBA Draft.net to be the 20th pick in the 2024 NBA Draft**
- Participated in the **National Basketball Players Association Top 100 camp** and was **named to its 10-man All-Star team**
- Participated in the USA Basketball junior National Team minicamp

Baye Fall

6-10, 210, F/C

Dakar, Senegal // Accelerated Schools (Denver, Colo.)



Publication	Rating	National Rank	Position Rank	State Rank
Rivals	5 Star	#11	2 C	--
On3 Consensus	5 Star	#12	3 C	1 Colorado
On3	5 Star	#14	3 C	1 Colorado
247SportsComposite	5 Star	#14	3 C	1 Colorado
247Sports	5 Star	#16	3 C	1 Colorado
ESPN	5 Star	#20	3 C	1 Colorado

- **2023 McDonald's All-American**
- **Named to the 2023 Jersey Mike's Naismith HS Player of the Year Watch List**
- **Projected by NBA Draft.net as the #4 overall pick in the 2024 NBA Draft and NBA DraftRoom.com has him at the 17th pick**
- Was a standout at the prestigious **National Basketball Players Association top 100 camp** in the summer of 2022 when he led the event in scoring with 14.9 points per game in seven games ... Had a camp-leading 9.4 rebounds per game and averaged an event-leading 4.9 offensive rebounds per game ... Joined fellow Arkansas signee Layden Blocker on the **10-man All-Star squad** for the event.
- Was co-MVP performance at the 2021 Pangos All-American Camp.



LAYDEN BLOCKER



BAYE FALL

ARKANSAS IN 2022-23 RANKINGS

Thru Jan. 29, 2023



TEAM IN THE NCAA/SEC	NCAA	SEC	NO.
Assist/Turnover Ratio (352 ranked)	206	9	1.0
Assists Per Game (352 ranked)	177	7	13.3
Bench Points per game (352 ranked)	192	12	18.86
Blocks Per Game (352 ranked)	34	5	4.7
Effective FG pct (352 ranked)	155	3	0.516
Fastbreak Points (352 ranked)	86	3	11.33
Field Goal Percentage (352 ranked)	45	2	47.3
Field Goal Percentage Defense (352 ranked)	67	7	41.3
Fouls Per Game (352 ranked)	316	13	19.0
Free Throw Attempts Per Game (352 ranked)	28	3	21.8
Free Throw Percentage (352 ranked)	230	9	69.8
Free Throws Made Per Game (352 ranked)	40	4	15.2
Rebound Margin (352 ranked)	54	5	4.7
Rebounds (Defensive) Per Game (352 ranked)	111	5	25.9
Rebounds (Offensive) Per Game (352 ranked)	179	12	10.29
Rebounds Per Game (352 ranked)	122	10	36.19
Scoring Defense (352 ranked)	65	5	65.1
Scoring Margin (352 ranked)	45	3	9.4
Scoring Offense (352 ranked)	120	5	74.5
Steals Per Game (352 ranked)	30	4	8.8
Three Point Attempts Per Game (352 ranked)	340	14	16.1
Three Point Percentage (352 ranked)	315	11	30.7
Three Point Percentage Defense (352 ranked)	65	8	31.1
Three Pointers Per Game (352 ranked)	342	14	5.0
Turnover Margin (352 ranked)	54	4	2.3
Turnovers Forced Per Game (352 ranked)	37	3	15.57
Turnovers Per Game (352 ranked)	233	12	13.3
Winning Percentage (351 ranked)	84	6	66.7

RAZORBACKS IN THE NCAA/SEC

Assist/Turnover Ratio (350 ranked)	Anthony Black	312	16	1.28
Assists (337 ranked)	Anthony Black	150	6	82
Assists Per Game (349 ranked)	Anthony Black	152	6	3.9
Blocks (349 ranked)	Makhi Mitchell	82	6	30
	Makhel Mitchell	286	14	18
Blocks Per Game (349 ranked)	Makhi Mitchell	83	6	1.43
Double Doubles (287 ranked)	Davonte Davis	287	11	2
	Trevon Brazile	287	11	2
Field Goal Attempts (348 ranked)	Ricky Council IV	143	5	273
Field Goal Percentage (340 ranked)	Ricky Council IV	173	8	46.5
Field Goals (340 ranked)	Ricky Council IV	109	2	127
Free Throw Attempts (347 ranked)	Ricky Council IV	117	6	105
	Anthony Black	144	7	101
Free Throw Percentage (349 ranked)	Ricky Council IV	189	9	80
Free Throws (336 ranked)	Ricky Council IV	92	3	84
	Anthony Black	187	12	71
Minutes Per Game (348 ranked)	Ricky Council IV	71	1	34:55
	Anthony Black	77	2	34:47
	Davonte Davis	260	9	32:34
Points (343 ranked)	Ricky Council IV	110	2	361
Points Per Game (350 ranked)	Ricky Council IV	95	2	17.2
Rebounds (344 ranked)	--	--	--	--
Rebounds (Defensive) Per Game (348 ranked)	--	--	--	--
Rebounds (Offensive) Per Game (349 ranked)	--	--	--	--
Rebounds Per Game (350 ranked)	--	--	--	--
Steals (320 ranked)	Anthony Black	109	8	37
	Ricky Council IV	216	13	31
Steals Per Game (334 ranked)	Anthony Black	100	8	1.76
	Ricky Council IV	228	15	1.48
	Davonte Davis	317	22	1.35
Three Point Attempts (343 ranked)	--	--	--	--
Three Point Percentage (107 ranked)	--	--	--	--
Three Pointers Per Game (346 ranked)	--	--	--	--
Total 3-point FGM (341 ranked)	--	--	--	--
Triple Doubles (1 ranked)	--	--	--	--



2022-23 SEC STANDINGS

THROUGH SAT • JAN 28



	SEC	PCT.	HOME	AWAY	OVERALL	PCT.	HOME	ROAD	NEUTRAL	STRK
Alabama	8-0	1.000	4-0	4-0	18-3	.857	10-0	6-1	2-2	L1
Tennessee	7-1	.875	3-1	4-0	18-3	.857	10-1	4-1	4-1	W4
Texas A&M	7-1	.875	4-0	3-1	15-6	.714	10-1	4-2	1-3	W2
Auburn	6-2	.750	3-1	3-1	16-5	.762	10-1	4-3	2-1	L2
Florida	5-3	.625	3-1	2-2	12-9	.571	7-3	3-3	2-3	L1
Kentucky	5-3	.625	3-1	2-2	14-7	.667	11-2	2-3	1-2	L1
Missouri	4-4	.500	3-1	1-3	16-5	.762	12-2	2-3	2-0	W2
Georgia	4-4	.500	3-1	1-3	14-7	.667	11-1	1-5	2-1	W1
Arkansas	3-5	.375	3-1	0-4	14-7	.667	10-1	0-5	4-1	L1
Vanderbilt	3-5	.375	2-2	1-3	10-11	.476	7-5	2-4	1-2	L2
LSU	1-7	.125	1-3	0-4	12-9	.571	9-4	0-4	3-1	L8
Ole Miss	1-7	.125	0-4	1-3	9-12	.429	6-6	1-5	2-1	L3
Mississippi State	1-7	.125	1-3	0-4	13-8	.619	8-3	1-4	4-1	W1
South Carolina	1-7	.125	0-4	1-3	8-13	.381	6-4	2-5	0-4	L5

AP (Jan. 30)

1	Purdue (62)	21-1	1,550
2	TENNESSEE	18-3	1,443
3	Houston	20-2	1,415
4	ALABAMA	18-3	1,312
5	Arizona	19-3	1,310
6	Virginia	16-3	1,258
7	Kansas State	18-3	1,190
8	Kansas	17-4	1,034
9	UCLA	17-4	993
10	Texas	17-4	939
11	BAYLOR	16-5	905
12	Gonzaga	18-4	837
13	Iowa State	15-5	832
14	Marquette	17-5	769
15	TCU	16-5	752
16	Xavier	17-5	689
17	Providence	17-5	438
18	Saint Mary's	19-4	419
19	Florida Atlantic	21-1	392
20	Clemson	18-4	340
21	Indiana	15-6	250
22	SAN DIEGO STATE	17-4	170
23	Miami (Fla.)	16-5	146
24	UConn	16-6	131
25	AUBURN	16-5	117

RECEIVING VOTES: **MISSOURI 74**, Charleston 68, Illinois 56, **CREIGHTON 51**, New Mexico 47, North Carolina 47, North Carolina State 39, Boise St 31, Duke 24, Rutgers 17, **TEXAS A&M 16**, Northwestern 13, Memphis 10, **ARKANSAS 9**, Pittsburgh 9, West Virginia 2, Nevada 2, Oral Roberts 2, Saint Louis 1

SEC SCHEDULE

TUESDAY, JANUARY 31	TV	CT
Mississippi State at South Carolina	SECN	5:30 pm
Texas A&M at Arkansas	ESPN2	6:00 pm
Vanderbilt at Alabama	SECN	7:30 pm
Kentucky at Ole Miss	ESPN	8:00 pm
WEDNESDAY, FEBRUARY 1	TV	CT
Tennessee at Florida	ESPN2	6:00 pm
Georgia at Auburn	SECN	6:00 pm
LSU at Missouri	SECN	8:00 pm
SATURDAY, FEBRUARY 4	TV	CT
Ole Miss at Vanderbilt	SECN	12:00 pm
Auburn at Tennessee	ESPN	1:00 pm
Arkansas at South Carolina	SECN	2:30 pm
Alabama at LSU	ESPN2/U	3:00 pm
Missouri at Mississippi State	SECN	5:00 pm
Florida at Kentucky	ESPN	7:30 pm
Georgia at Texas A&M	SECN	7:30 pm
TUESDAY, FEBRUARY 7	TV	CT
Auburn at Texas A&M	ESPN/2	6:00 pm
Ole Miss at Georgia	SECN	6:00 pm
Arkansas at Kentucky	ESPN/2	8:00 pm
South Carolina at Missouri	SECN	8:00 pm

COACHES (Jan. 30)

1	Purdue (32)	21-1	800
2	TENNESSEE	18-3	731
3	Houston	20-2	708
4	Virginia	16-3	662
5	ALABAMA	18-3	659
6	Kansas State	18-3	649
7	Arizona	19-3	605
8	Kansas	17-4	557
9	UCLA	17-4	508
9	Texas	17-4	508
11	BAYLOR	16-5	428
12	Marquette	17-5	411
13	Iowa State	15-5	410
14	Gonzaga	18-4	393
15	Xavier	17-5	364
16	Texas Christian	16-5	349
17	Providence	17-5	279
18	Saint Mary's	19-4	269
19	Clemson	18-4	212
20	Florida Atlantic	21-1	162
21	Miami-Florida	16-5	97
22	Indiana	15-6	93
23	AUBURN	16-5	81
	Connecticut	16-6	81
25	Illinois	15-6	67

RECEIVING VOTES: **SAN DIEGO STATE 51**; Charleston 45; Duke 38; NC State 33; **CREIGHTON 26**; Rutgers 24; **TEXAS A&M 21**; North Carolina 16; **MISSOURI 16**; New Mexico 12; Southern California 11; Northwestern 9; Boise St. 6; Michigan 31; Saint Louis 2; Pittsburgh 2; UC Santa Barbara 1; Temple 1.

HOGS RANKING BY WEEK

WEEK	AP	COACH	NET
Preseason	10	10	No Poll
Nov. 14	9	10	No Poll
Nov. 21	9	9	No Poll
Nov. 28	T11	11	No Poll
Dec. 5	9	8	25
Dec. 12	10	10	24
Dec. 19	10	8	17
Dec. 26	9	7	10
Jan. 2	13	13	12
Jan. 9	15	16	16
Jan. 16	25	25	27
Jan. 23	T33 RV (9)	--	27
Jan. 30	T39 RV (9)	--	28
Feb. 6			
Feb. 13			
Feb. 20			
Feb. 27			
Mar 6			
Mar 13			
Apr. 4			

ARKANSAS IN THE POLLS

Ranking in AP Poll unless * indicating only ranked in the Coaches Poll

As	Overall	H	A	N	Last Meeting	Last Win
As #1	16-4	8-0	6-2	2-2	W, 97-79 vs #14 Georgetown @MEM (11/27/94)	Same
As #2	38-4	17-1	7-0	14-3	W, 76-72 vs #2 Duke @NCAA (4/4/94)	Same
As #3	29-5	13-0	10-5	6-0	W, 97-79 vs Tennessee (1/7/95)	Same
As #4	13-2	8-0	3-2	2-0	W, 94-71 at Missouri (12/3/94)	Same
As #5	13-8	1-1	2-4	10-3	L (OT), 95-93 vs #3 Kentucky @SEC (3/12/95)	69-58 vs #20 Alabama @SEC (3/11/95)
As #6	18-3	6-0	5-0	7-3	L, 89-78 vs #1 UCLA @NCAA (4/3/95)	75-68 vs #4 N. Carolina @NCAA (4/1/95)
As #7	18-1	4-0	7-0	7-1	W, 68-66 vs Auburn (3/4/95)	Same
As #8	9-10	6-1	1-5	2-4	L, 78-71 vs LSU @SEC (3/13/21)	70-64 vs Missouri @SEC (3/12/21)
As #9	27-7	7-1	6-2	15-4	L, 60-57 at LSU (12/28/22)	88-78 vs Oklahoma (12/10/22) @ Tulsa
As #10	20-4	11-1	2-1	7-2	W, 85-51 vs UNC Asheville (12/21/22)	Same
As #11	22-6	12-2	6-4	4-0	W, 99-58 vs San Jose St (12/03/22)	Same
As #12	22-9	11-0	8-5	2-4	L, 88-66 vs Oklahoma (12/11/21)	86-66 vs Charlotte (12/8/21)
As #13	18-6	12-1	3-5	3-0	L, 72-59 at #22 Auburn (1/7/23)	74-68 vs #20 Missouri (1/4/23)
As #14	29-5	13-0	8-2	8-3	L, 78-74 at #13 Tennessee (3/5/22)	77-73 vs LSU (3/2/22)
As #15	16-6	4-2	9-2	3-2	L, 97-84 at Vanderbilt (1/14/23)	90-68 vs Tennessee State (11/7/00)
As #16	17-5	12-0	3-4	2-1	W, 93-80 vs UNI (11/7/21)	Same
As #17	18-9	5-0	5-2	****8-7	W, 69-78 vs #9 Duke @NCAA (3/26/22)	74-68 vs #1 Gonzaga @NCAA (3/24/22)
As #18	20-9	*10-4	8-4	2-1	W, 75-73 vs #6 Kentucky (2/26/22)	Same
As #19	16-7	8-2	3-3	5-2	L, 96-82 vs Ole Miss (1/17/15)	67-45 vs Wofford (11/9/07)
As #20	24-4	**11-0	1-0****12-4	W, 83-75 vs LSU (2/27/21)	Same	
As #21	6-4	3-0	0-1	3-3	L, 87-78 vs #15 N. Carolina @NCAA (3/21/15)	56-53 vs Wofford @NCAA (3/19/15)
As #22	8-5	4-1	2-3	2-1	L, 78-77 at Auburn (1/6/18)	84-79 (OT) vs Miss State @SEC (3/6/99)
As #23	7-1	5-0	2-1	0-0	W, 58-48 vs #16 Tennessee (2/19/22)	Same
As #24	7-1	4-0	3-0	0-1	L, 89-81 vs Hofstra @ NLR (12/18/21)	Same
As #25	6-3	6-0	0-3	0-1	W, 69-57 vs Ole Miss (01/21/23)	Same
TOT.	437-128	201-17	110-60	126-52	W, 69-57 vs Ole Miss (01/21/23)	Same

ARKANSAS VERSUS THE POLLS

Ranking in AP Poll unless * indicating only ranked in the Coaches Poll

Vs	Overall	H	A	N	Last Meeting	Last Win
Vs #1	3-11	1-2	0-2	2-7	W, 74-68 vs Gonzaga @NCAA (03/24/22)	Same
Vs #2	6-8	5-2	0-5	1-1	W, 80-69 vs Florida (2/5/13)	Same
Vs #3	0-15	0-1	0-3	0-11	L, 81-72 vs Baylor @ NCAA (3/29/21)	--
Vs #4	5-13	2-3	1-7	2-3	L, 84-69 vs Alabama (1/11/23)	96-88 vs Oklahoma (12/30/08)
Vs #5	4-4	4-1	0-1	0-2	W, 74-71 vs Texas A&M (1/27/16)	Same
Vs #6	7-11	4-3	0-5	3-3	W, 75-73 vs Kentucky (2/26/22)	Same
Vs #7	1-5	1-0	0-1	0-4	W, 67-64 vs Texas (1/6/09)	Same
Vs #8	3-4	2-0	1-3	0-1	L, 82-65 vs Kentucky @SEC (3/12/17)	88-61 vs Alabama (1/6/07)
Vs #9	2-6	0-0	1-4	1-2	L, 78-69 vs Duke @NCAA (3/26/22)	91-82 vs Arizona @NCAA (4/2/94)
Vs #10	5-5	2-2	2-1	1-2	L, 90-87 vs Creighton (11/22/22)	(OT), 86-81 at Missouri (2/13/21)
Vs #11	5-8	2-2	1-4	2-2	L (OT), 79-76 vs Auburn (2/4/20)	104-93 vs Missouri (12/5/95)
Vs #12	7-9	2-2	2-4	*3-3	W, 65-58 at LSU (1/15/22)	Same
Vs #13	6-4	3-0	0-2	3-2	L, 78-74 at Tennessee (3/5/22)	87-85 vs Kentucky (1/14/14)
Vs #14	5-7	3-2	0-3	2-2	L, 67-64 at Texas Tech (1/26/19)	91-82 vs Auburn (2/27/18)
Vs #15	3-5	3-0	0-2	0-3	L, 87-78 vs N. Carolina @NCAA (3/21/15)	98-88 vs Mississippi State (1/7/12)
Vs #16	4-7	2-2	0-4	2-1	W, 58-48 vs Tennessee (2/19/22)	Same
Vs #17	4-4	1-2	1-1	2-1	L, 67-64 at Baylor (1/28/23)	(OT), 78-74 vs San Diego St (11/23/22)
Vs #18	5-7	1-2	2-3	2-2	L, 84-67 at Ole Miss (1/19/19)	80-73 at Ole Miss (1-31-10)
Vs #19	8-3	3-1	3-1	2-1	W, 90-89 at LSU (2/2/19)	Same
Vs #20	11-5	5-2	1-2	5-1	W, 74-68 vs Missouri (1/5/23)	Same
Vs #21	5-3	2-1	1-0	2-2	W, 68-66 vs TX Tech @NCAA (3/21/21)	Same
Vs #22	4-3	4-1	0-2	0-0	L, 72-59 at #22 Auburn (1/7/23)	(OT), 77-76 vs Kentucky (2/23/11)
Vs #23	3-7	1-2	0-3	2-2	W, 80-72 vs Florida @SEC (3/9/18)	Same
Vs #24	2-4	1-2	*0-1	*1-1	*L, 90-59 at Alabama (1/16/21)	*86-72 vs Indiana @NCAA (3/21/08)
Vs #25	4-4	*3-2	0-0	1-2	L, 81-72 vs Florida (12/29/16)	82-74 vs Vanderbilt (1/31/16)
TOT.	112-161	57-36	16-64	39-61	L, 67-64 at #17 Baylor (1/28/23)	74-68 vs #20 Missouri (1/4/23)

RANKED ARKANSAS VERSUS RANKED OPPONENT

Overall	H	A	N
48-50	18-4	4-16	26-30
LAST TIME: #13 ARK at #22 AUB - L, 72-59 (01/07/23) LAST W: 74-68 v #20 MIZ (01/04/23)			
LAST W at Home: #13 ARK v #20 MIZ - W, 74-68 (01/04/23)			
LAST W on Road: #10 ARK at #18 BAMA - W, 86-80 (2/15/95)			
LAST W vs Neutral: #9 ARK vs #17 AZTECS - W, 78-74 (ot) (11/23/22)			

LAST TIME HOGS WON AS TOP 25

	HOME	ROAD	NEUTRAL
#1: Miss State	3/5/94	LSU	3/2/94
#2: NW (La) St	12/4/93	Baylor	1/26/91
#3: Tennessee	1/7/95	Ole Miss	1/4/95
#4: Jackson St.	11/30/94	Missouri	12/03/94
#5: Miss State	11/1/95	Tennessee	1/29/94
#6: Montevallo	2/5/94	UAB	1/27/90
#7: Auburn	3/4/95	Florida	2/28/95
#8: Montevallo	2/25/95	LSU	2/22/95
#9: Oklahoma	12/10/22	S. Carolina	1/21/95
#10: UNCA	12/21/22	Alabama	2/15/95
#11: San Jose St	12/03/22	S. Alabama	11/29/89
#12: Charlotte	12/7/21	S. Carolina	3/2/21
#13: Missouri	01/04/23	S. Carolina	1/9/93
#14: LSU	3/2/22	Alabama	2/13/93
#15: Tenn State	11/27/20	Miss State	1/31/98
#16: UNI	11/17/21	S. Alabama	12/30/91
#17: SE Mo. State	11/27/82	Florida	2/6/93
#18: Kentucky	2/26/22	Florida	2/22/22
#19: Wofford	11/9/07	Wake Forest	12/23/98
#20: LSU	2/27/21	LSU	1/2/99
#21: North Texas	12/05/00	--	(0-1)
#22: Providence	1/23/39	Memphis	1/10/98
#23: Tennessee	2/19/22	Missouri	2/15/22
#24: Florida	2/16/21	Ole Miss	2/14/15
#25: Iowa	11/30/14	--	(0-1)

LAST TIME HOGS WON VS TOP 25

	• HOME •	• ROAD •	• NEUTRAL •
#1: Auburn	2/9/22	--	(0-2) Gonzaga 3/124/22
#2: Florida	2/5/13	--	(0-5) UCLA 3/16/78
#3: --	(0-1)	--	(0-2) --
#4: Oklahoma	12/30/08	Kentucky 2/27/94	Tennessee 3/15/10
#5: Texas A&M	1/27/16	--	(0-1) --
#6: Kentucky	2/26/22	--	(0-5) Duke 4/4/94
#7: Texas	1/6/09	--	(0-1) --
#8 Alabama	1/6/07	Kentucky 1/25/92	--
#9: --	--	Arizona 12/6/92	Arizona 4/2/94
#10: Florida	2/18/06	Missouri 2/13/21	LSU 3/11/00
#11: Missouri	12/5/95	Texas 2/17/79	Missouri 11/28/80
#12: Texas	2/6/82	LSU (2-4)	Fresno St. 11/29/97
#13: Kentucky	1/14/14	--	(0-1) Virginia 3/26/95
#14: Auburn	2/27/18	--	(0-3) Georgetown 11/27/94
#15: Miss State	1/7/12	--	(0-2) --
#16: Tennessee	2/19/10	--	(0-4) Florida 3/20/04
#17: Ole Miss	2/5/22	Kentucky 2/27/14	San Diego St 11/23/22
#18: Vanderbilt	3/1/08	Ole Miss 1/31/10	Vanderbilt 3/14/08
#19: Auburn	3/5/00	LSU 2/21/19	Alabama 3/1/19
#20: Missouri	1/05/23	Alabama 2/28/01	Marquette 3/16/94
#21: Texas A&M	2/27/18	S. Carolina 2/15/17	Texas Tech 3/21/21
#22: Kentucky	2/23/11	--	(0-1) --
#23: LSU	3/3/92	Texas 3/3/91	Florida 3/19/18
#24: UAB	12/2/00	--	(0-1*) Indiana * 3/21/95
#25: Vanderbilt	1/31/12	--	(0-0) Syracuse 3/18/95

VERSUS 2022-23 OPPONENTS

NON-CONFERENCE

School	Gms	Series Record	H	A	N	Last Meeting
Baylor	145	Arkansas Leads, 96-49	53-11	37-33	6-5	A - L, 664 (2/28/23)
Bradley	1	Arkansas Leads, 1-0	0-0	0-0	1-0	N - W, 76-57 (12/17/22) @ NLR
Creighton	3	Creighton Leads, 2-1	0-0	0-1	2-0	N - L, 90-87 (11/22/22)
Fordham	3	Arkansas Leads, 2-1	1-0	0-0	1-1	H - W, 64-48 (11/11/22)
Louisville	8	Series Tied 4-4	0-1	1-0	3-3	N - W, 80-54 (11/21/22)
North Dakota State	2	Arkansas Leads, 2-0	2-0	0-0	0-0	H - W, 76-58 (11/07/22)
Oklahoma	30	Arkansas Leads, 19-13	8-5	3-7	6-1	N - W, 88-78 (12/10/22) @ Tulsa
San Diego State	3	Arkansas Leads, 3-0	0-0	0-0	3-0	N - W, 78-74 (ot) (11/23/22)
San Jose State	1	Arkansas Leads, 1-0	1-0	0-0	0-0	H - W, 99-58 (12/03/22)
South Dakota State	1	Arkansas Leads, 1-0	1-0	0-0	0-0	H - W, 71-56 (11/16/22)
Troy	6	Arkansas Leads, 5-1	3-1	0-0	2-0	H - W, 74-61 (11/28/22)
UNC Asheville	1	Arkansas Leads, 1-0	1-0	0-0	0-0	H - W, 85-51 (12/21/22)
UNC Greensboro	2	Arkansas Leads, 2-0	2-0	0-0	0-0	H - W, 65-58 (12/06/22)

SOUTHEASTERN CONFERENCE

School	Gms	Series Record	H	A	N	Last Meeting
Alabama	66	Arkansas Leads, 36-30	20-6	8-22	8-2	A - L, 68-67 (02/12/22)
• SEC Only	56	Arkansas Leads, 29-27	20-6	8-20	1-1	
Auburn	57	Arkansas Leads, 37-20	23-5	13-14	1-1	H - W, 80-76 OT (02/08/22)
• SEC Only	56	Arkansas Leads, 37-19	23-5	13-14	1-0	
Florida	40	Arkansas Trails, 14-26	9-7	3-14	2-5	A - W, 82-74 (02/22/22)
• SEC Only	SAME					
Georgia	41	Arkansas Leads, 25-16	12-3	6-10	6-3	A - W, 99-73 (02/02/22)
• SEC Only	SAME					
Kentucky	46	Arkansas Trails, 13-33	8-8	4-15	1-10	H - W, 75-73 (02/26/22)
• SEC Only	41	Arkansas Trails, 13-28	8-8	4-13	1-8	
LSU	77	Arkansas Leads, 42-35	23-8	13-20	6-7	H - W, 60-40 (01/24/23)
• SEC Only	68	Arkansas Leads, 38-30	23-8	12-19	3-3	
Ole Miss	85	Arkansas Leads, 52-33	18-11	10-20	24-2	H - W, 67-57 (01/21/23)
• SEC Only	56	Arkansas Leads, 30-27	18-10	10-18	1-0	
Mississippi State	67	Arkansas Leads, 35-32	23-8	7-23	5-1	H - W, 63-55 (02/05/22)
• SEC Only	58	Arkansas Leads, 30-28	22-7	6-21	2-0	
Missouri	60	Arkansas Leads, 33-27	19-10	12-17	2-0	A - L, 76-79 (01/18/23)
• SEC Only	23	Arkansas Leads, 14-9	9-2	4-7	1-0	
South Carolina	37	Arkansas Leads, 22-15	12-5	7-8	3-2	H - W, 75-59 (01/18/22)
• SEC Only	SAME					
Tennessee	46	Arkansas Trails, 22-24	12-4	4-15	6-5	A - L, 78-74 (03/05/22)
• SEC Only	42	Arkansas Trails, 19-23	12-4	4-15	3-4	
Texas A&M	164	Arkansas Leads, 105-59	60-15	38-39	7-5	N - L, 82-64 (03/12/22)
• SEC Only	18	Arkansas Leads 10-8	8-1	2-6	0-1	
Vanderbilt	43	Arkansas Leads, 29-14	16-4	8-9	5-1	A - L, 97-84 (01/14/23)
• SEC Only	41	Arkansas Leads 28-13	15-4	8-8	5-1	

AT THE SEC TOURNEY

Overall: 29-29
 1st Rd: 4-10
 2nd Rd: 1-2
 Quarterfinal: 16-2
 Semifinal: 7-9
 Final: 1-6

RECORD BY OPPONENT

Opponent	Record	Last Meeting
Alabama	1-1	1995, W, 69-58 (Semis)
Auburn	1-0	2000, W, 75-67 (Final)
Florida	2-5	2019, L, 66-50 (2nd)
Georgia	6-3	2015, W, 60-49 (Semis)
Kentucky	1-9	2017, L, 82-65 (Final)
LSU	3-3	2022, W, 79-67 (Quart)
Ole Miss	1-0	2017, W, 73-72 (Quart)
Mississippi State	2-0	2007, W, 81-72 (Semis)
Missouri	1-0	2021, W, 70-64 (Quart)
South Carolina	3-2	2018, W, 69-64 (2nd)
Tennessee	3-4	2018, L, 84-66 (Semis)
Texas A&M	0-1	2022, L, 82-64 (Semis)
Vanderbilt	5-1	2020, W, 86-73 (1st)

AT THE NCAA TOURNEY

Overall: 48-34
 1st Rd: 19-8
 2nd Rd: 11-10
 Sweet 16: 8-5
 Elite 8: 6-5
 Final Four: 2-4
 Championship: 1-1
 Regional/Final Consolations: 2-1

RECORD BY OPPONENT

Opponent	Record	Last Meeting
Alabama	1-0	1991, W, 93-70 (Sweet 16)
Arizona	1-0	1994, W, 91-82 (Final 4)
Arizona State	1-0	1991, W, 97-90 (2nd)
Baylor	0-1	2021, L, 81-72 (Elite 8)
Bucknell	0-1	2006, L, 59-55 (1st)
Butler	0-1	2018, L, 79-62 (1st)
Cal St-Fullerton	1-0	1979, W, 61-58 (Elite 8)
Cincinnati	0-1	1958, L, 97-62 (Final 4 con)
Colgate	1-0	2021, W, 85-68 (1st)
Dayton	1-0	1990, W, 86-84 (2nd)
Duke	1-2	2022, L, 78-69 (Elite 8)
Georgetown	1-1	2001, L, 63-61 (1st)
Georgia State	1-0	1991, W, 117-76 (1st)
Gonzaga	1-0	2022, W, 74-68 (Sweet 16)
Holy Cross	1-0	1993, W, 94-64 (1st)
Indiana	1-0	2008, W, 86-72 (1st)
Indiana State	0-1	1979, L, 73-71 (Elite 8)
Iowa	1-1	1999, L, 82-72 (2nd)
Kansas	0-1	1991, L, 93-71 (Elite 8)
Kansas State	0-2	1982, L, 65-64 (2nd)
Kentucky	0-1	1979, L, 64-59 (Final 4)
LSU	0-1	1981, L, 75-56 (Sweet 16)
Louisville	2-2	1989, L, 93-74 (2nd)
Loyola-Marymount	1-0	1989, W, 120-101 (1st)
Marquette	1-0	1996, W, 65-56 (2nd)
UMass	0-1	1996, L, 79-63 (Sweet 16)
Memphis	1-1	1995, W, 96-91 OT (Sweet 16)
Mercer	1-0	1981, W, 73-67 (1st)
Miami (Fla.)	0-1	2000, L, 75-71 (1st)
Michigan	1-0	1994, W, 76-68 (Elite 8)
Murray State	1-0	1992, W, 80-60 (1st)
Nebraska	1-0	1998, W, 74-65 (1st)
New Mexico State	1-0	2022, W, 53-48 (2nd)
Notre Dame	1-0	1979, W, 71-69 (Final 4)
North Carolina	2-4	2017, L, 72-65 (2nd)
N.C. A&T	1-0	1994, W, 94-79 (1st)
Oklahoma State	0-2	1958, L, 65-4 (Sweet 16)
Oral Roberts	1-0	2021, W, 72-70 (Sweet 16)
Oregon	1-0	1945, W, 79-76 (Elite 8)
Oregon State	0-1	1949, L, 56-38 (Elite 8)
Penn State	1-0	1996, W, 86-80 (1st)
Princeton	1-0	1990, W, 68-64 (1st)
Purdue	1-0	1983, W, 78-68 (2nd)
St. John's	1-1	1993, W, 80-74 (2nd)
Seton Hall	1-0	2017, W, 77-71 (1st)
Siena	1-0	1999, W, 94-80 (1st)
Southern Cal	0-1	2007, L, 77-60 (1st)
Syracuse	1-0	1995, W, 96-94 OT (2nd)
Texas	1-0	1990, W, 88-85 (Elite 8)
Texas Southern	1-0	1995, W, 79-78 (1st)
Texas Tech	1-0	2021, W, 68-66 (2nd)
Tulsa	1-0	1994, W, 103-84 (Sweet 16)
UCLA	1-1	1995, L, 89-78 (Final)
Utah	0-1	1998, L, 69-65 (2nd)
Vermont	1-0	2022, W, 75-71 (1st)
Villanova	0-1	1988, L, 82-74 (1st)
Virginia	1-1	1995, W, 68-61 (Elite 8)
Wake Forest	0-1	1977, L, 86-80 (1st)
Washington State	0-1	1941, L, 64-53 (Final 4)
Weber State	2-0	1980, W, 74-63 (2nd)
Wofford	1-0	2015, W, 56-53 (2nd*)
Wyoming	2-0	1949, W, 61-48 (Reg con)

#PROHOGS

41	NBA Draft Selections	16	All-Star Game Appearances	14	All-Defensive Team Honors
-----------	-----------------------------	-----------	----------------------------------	-----------	----------------------------------



PATRICK BEVERLEY

- 11th Year in NBA
- 3x NBA All-Defensive Team
- 2009 - 2nd RD/42nd overall



DANIEL GAFFORD

- 4th Year in NBA
- 2019 - 2nd RD/38th overall



MOSES MOODY

- 2nd Year in NBA
- 1st Hog to be "1 & Done"
- 2021 - 1st RD/14th Pick
- 2022 NBA Champion



ISAIAH JOE

- 3rd Year in NBA
- 2020 - 2nd RD/49th overall



BOBBY PORTIS


- 8th Year in NBA
- 2021 NBA Champion
- 2015 - 1st RD/22nd overall



JAYLIN WILLIAMS

- 1st Year in NBA
- 2022 - 2nd RD/34th overall

13	First Round Draft Picks	7	All-NBA Selections	6	NBA Champions
-----------	--------------------------------	----------	---------------------------	----------	----------------------



PROHOGS AROUND THE WORLD

Adrio Bailey #	Frankston Blues (Australia)
Jaylen Barford	Lokomotiv (Russia)
Coty Clarke	Nagoya DD (Japan)
Jeantal Cylla #	Union SF (Argentina)
Jabril Durham	Szolnok (Hungary)
Olumuyiwa Famutimi	Scarborough (Canada)
Courtney Fortson	PGE Spojnia Stargard (Poland)
Dusty Hannahs	Santa Cruz Warriors (G League)
Delvon Johnson	Usti n/Labem (Czech Republic)
Joe Johnson	Triplets (USA BIG3)
Mason Jones #	Mexico City (G League)
Chris Lykes #	Horsens IC (Denmark)
Daryl Macon	Unics (Russia)
JD Notae #	Aris (Greece)
Emeka Obukwelu #	Skriljevo (Croatia)
Michael Qualls	Al Riyadi (Lebanon)
Jalen Tate #	Peja (Kosovo)
Dustin Thomas	Prishtina (Kosovo)
Charles Thomas	Penarol (Uruguay)
Justin Smith #	Delaware Blue Coats (G League)
Au'Diese Toney #	Lakeland Magic (G League)
Stanley Umude #	Motro City Cruise (G League)
Trey Wade #	Arka Gdynia (Poland)
Sonny Weems	Shanxi Loongs (China)

- Played for Eric Musselman





ERIC MUSSELMAN

ARKANSAS HEAD COACH

San Diego, 1987

87-35 • 4th year as Arkansas head coach

197-69 • 8th year as collegiate head coach

503-291 • 14 seasons as professional head coach

- 1996 USBL Coach of the Year
- 2003 NBA Coach of the Year Runner-Up
- 2012 NBA D-League Coach of the Year
- 2016 Bleacher Report's Mountain West Coach of the Year
- 2017 USBWA District VIII Coach of the Year
- 2018 USBWA District VIII Coach of the Year
- 2018 NABC District 17 Coach of the Year
- 2018 Mountain West Coach of the Year
- 2021 Jim Phelan Coach of the Year Finalist
- 2021 Werner Ladder Naismith Coach of the Year Semifinalist
- 2021 Basketball Times Midlands District Coach of the Year

COLLEGIATE HEAD COACHING RECORD

Year	Overall	Conf	Finish	Conf Tourn	NCAA/CBI Postseason
2015-16	24-14	10-8	MW (T4th)	1-1	5-1 • CBI Champion
2016-17	28-7	14-4	MW (1st)	3-0 *	0-1 • #12 seed NCAA 1st Rd
2017-18	29-8	15-3	MW (1st)	1-1	2-1 • #7 seed NCAA Sweet 16
2018-19	29-5	15-3	MW (1st)	1-1	0-1 • #7 seed NCAA 1st Rd
2019-20	20-12	7-11	SEC (T10th)	1-0 +	Canceled
2020-21	25-7	13-4	SEC (2nd)	1-1	3-1 • #3 seed Elite 8
2021-22	28-9	13-5	SEC (4th)	1-1	3-1 • #4 seed Elite 8
2022-23	14-7	3-5			
Total	197-69	90-43		9-5	13-6 (8-5 NCAA / 5-1 CBI)

* - Tournament champion / + - SEC Tourney canceled after Rd 1 due to COVID

MUSSELMAN'S CAREER AS HEAD COACH

NOTE: Professional basketball **DOES NOT** count postseason toward season W-L record nor to head coach W-L record

Year	Team	League	Record	Note for the Season	Reg. Season Div./Conf. Finish	Postseason
1989-90	Rapid City	CBA	42-14	MOST WINS IN CBA	1st National Conf.	Finals (8-8) *
1991-92	Rapid City	CBA	37-19	2nd-most wins in CBA	1st National Conf.	Finals (9-7) *
1992-93	Rapid City	CBA	44-12	MOST WINS IN CBA	1st National Conf.	Conf. Finals (5-3) *
1993-94	Rapid City	CBA	37-19	MOST WINS IN CBA	1st National Conf.	Conf. Finals (5-5) *
1994-95	Rapid City	CBA	31-25	6th-most wins in CBA	5th National Conf.	Conf. 1st Rd (0-2) *
1995-96	Florida	CBA	41-15	MOST WINS IN CBA	1st National Conf.	Conf. Finals (5-3) *
1996-97	Florida	CBA	38-18	2nd-most wins in CBA	1st American Conf.	Finals (7-6) *
1995	Florida	USBL	25-2	MOST WINS IN USBL	1st Overall	Champion (1-0) *
1996	Florida	USBL	28-1	MOST WINS IN USBL	1st Southern Div.	Champion (3-0) *
2002-03	Golden State	NBA	38-44	6th Pacific Division	11th Western Conf.	--
2003-04	Golden State	NBA	37-45	T4th Pacific Division	11th Western Conf.	--
2006-07	Sacramento	NBA	33-49	5th Pacific Division	11th Western Conf.	--
2010-11	Reno	D-League	34-16	2nd-most wins in NBADL	1st Western Conf.	Semifinals (2-3) *
2011-12	Los Angeles	D-League	38-12	MOST WINS IN NBADL	1st Western Conf.	Finals (5-2) *
2015-16	Nevada	NCAA	24-14	Led NCAA in FT Made	T4th Mountain West	CBI Champion (5-1)
2016-17	Nevada	NCAA	28-7	T16th for Most wins NCAA	1st Mountain West	#12 seed - NCAA 1st Rd (0-1)
2017-18	Nevada	NCAA	29-8	2nd in NCAA in A-T/O ratio	1st Mountain West	#7 seed - NCAA Sweet 16 (2-1)
2018-19	Nevada	NCAA	29-5	7th in NCAA in W-L%	1st Mountain West	#7 seed - NCAA 1st Rd (0-1)
2019-20	Arkansas	NCAA	20-12	Led NCAA in 3Pt% Def	T10th SEC	Canceled
2020-21	Arkansas	NCAA	25-7	NCAA: 2nd FT/11th Scoring	2nd SEC	#3 seed - NCAA Elite 8 (3-1)
2021-22	Arkansas	NCAA	28-9	Led NCAA in FTM/FTA	4th SEC	#4 seed - NCAA Elite 8 (3-1)
2022-23	Arkansas	NCAA	14-7			
2010	Dominican Team		5-1	Silver Medal Centrobasket Championship		
2011	Venezuelan Team		12-9	5th FIBA Americas Championship		
2012	Venezuelan Team		7-4	Silver Medal FIBA South American Championship		

MUSSELMAN COMPOSITE COACHING RECORD

		Overall	Conf	Conf Tourn	NCAA/CBI	ALL POST
COLLEGIATE	7th Yr	197-69	90-43	9-5	8-5 / 5-1	22-11
Nevada	4 yrs	110-34	54-18	6-3	2-3 / 5-1	13-7
Arkansas	4 yrs	87-35	36-25	3-2	6-2 / --	9-4
PROFESSIONAL	14 Seasons	503-291	(50-39 Postseason *)			
CBA	7 years	270-122	(39-34 Postseason*)			
Rapid City	5 years	191-89	(27-25 Postseason *)			
Florida	2 years	79-33	(12-9 Postseason *)			
USBL	2 years	53-3	(4-0 Postseason *)			
Florida	2 years	53-3	(4-0 Postseason *)			
NBA	3 years	108-138	--			
Golden State	2 years	75-89	--			
Sacramento	1 year	33-49	--			
D-League	2 years	72-28	(7-5 Postseason *)			
Reno	1 year	34-16	(2-3 Postseason *)			
Los Angeles	1 year	28-12	(5-2 Postseason *)			
INTERNATIONAL	3 Years	24-14	--			
Dominican	1 years	5-1	--			
Venezuelan	2 years	19-13	--			

* - Note, professional basketball does not include playoff results in W-L record

* - Musselman's pro record including playoffs is 553-330

MUSSELMAN STOPS BY YEAR

1988-89	General Mgr	Rapid City Thrillers	CBA
1989-90	Head Coach	Rapid City Thrillers	CBA
1990-91	Asst. Coach	Minnesota Timberwolves	NBA
1991-92	Head Coach	Rapid City Thrillers	CBA
1992-93	Head Coach	Rapid City Thrillers	CBA
1993-94	Head Coach	Rapid City Thrillers	CBA
1994-95	Head Coach	Rapid City Thrillers	CBA
Spring '95	Head Coach	Florida Sharks	USBL
1995-96	Head Coach	Florida Beachdogs	CBA
Spring '96	Head Coach	Florida Sharks	USBL
1996-97	Head Coach	Florida Beachdogs	CBA
1998-99	Asst. Coach	Orlando Magic	NBA
1999-00	Asst. Coach	Orlando Magic	NBA
2000-01	Asst. Coach	Atlanta Hawks	NBA
2001-02	Asst. Coach	Atlanta Hawks	NBA
2002-03	Head Coach	Golden State Warriors	NBA
2003-04	Head Coach	Golden State Warriors	NBA
2004-05	Asst. Coach	Memphis Grizzlies	NBA
2005-06	Asst. Coach	Memphis Grizzlies	NBA
2006-07	Head Coach	Sacramento Kings	NBA
2007-10	- DID NOT COACH FOR 3 SEASONS -		
2010-11	Head Coach	Reno Bighorns	NBADL
2011-12	Head Coach	Los Angeles Defenders	NBADL
2012-13	Asst. Coach	Arizona State Sun Devils	NCAA
2013-14	Assoc. HC	Arizona State Sun Devils	NCAA
2014-15	Assoc. HC	LSU Tigers	NCAA
2015-16	Head Coach	Nevada Wolf Pack	NCAA
2016-17	Head Coach	Nevada Wolf Pack	NCAA
2017-18	Head Coach	Nevada Wolf Pack	NCAA
2018-19	Head Coach	Nevada Wolf Pack	NCAA
2019-20	Head Coach	Arkansas Razorbacks	NCAA
2020-21	Head Coach	Arkansas Razorbacks	NCAA
2021-22	Head Coach	Arkansas Razorbacks	NCAA
2022-23	Head Coach	Arkansas Razorbacks	NCAA



MUSSELMAN AT A GLANCE

- Eric Musselman was named Arkansas' 13th head men's basketball coach on April 7, 2019. He has over 30 years of coaching experience, including his seven as a collegiate head coach and 14 as a professional head coach.
- In his first seven years as a collegiate head coach, Musselman has won at least 20 games each season (24, 28, 29, 29, 20, 25 and 28), advanced to all six postseasons played (including five straight NCAA tournaments) and reached three NCAA Sweet 16's, including an Elite 8 appearances with the Hogs in 2021 and '22. Prior to entering the collegiate head coaching ranks, Musselman was a head coach for seven professional teams, including two seasons with the Golden State Warriors (2002-04) and one with the Sacramento Kings (2006-07). He won over 550 games as a professional head coach with a combined pro winning percentage of .626 (553-330).
- Musselman played collegiately at the University of San Diego and helped the Toreros to NCAA Tournament berths in 1984 and 1987. He was recipient of the program's Bugelli Leadership Award as a senior.
- Musselman is married to Danyelle Sargent Musselman, who has worked at ESPN, Fox Sports and the NFL Network as a broadcaster. Musselman has two sons, Michael and Matthew, and the couple has a daughter, Mariah.
- Musselman's father Bill was also an NBA head coach and they were the first father-son combination to become head coaches in the NBA.

MUSSELMAN DID YOU KNOWS

- Named General Manager of CBA's Rapid City Thrillers at age of 22. The next year, became head coach of the Thrillers at he age of 23, the youngest coach in CBA history.
- From 1990-1997, had 26 players called up to the NBA, the highest number in the league during that span.
- Is the only person in CBA history to coach in five league All-Star Games (1990, 1992, 1993, 1994, 1997)
- The first coach in professional basketball history to win 100 games by the age of 28.
- At the age of 37, named head coach of the Golden State Warriors and was the youngest head coach ever hired by an NBA team at the time.
- He and his father, Bill, were first father-son combination to both become head coaches in NBA history.
- In 2003, was runner-up to Gregg Popovich for NBA Coach of the Year Award voting (231 points, including 26 first-place votes).
- Is the CBA's third all-time winningest coach (270-122 in seven seasons) and the most successful coach (54-3 in two seasons) in the history of the United States Basketball League.
- Led CBA in scoring (116.7 ppg) in 192-93 and was 2nd in NBA in scoring (102.4 ppg) in 2002-03.
- Only needed 130 games to win his 100th game as a collegiate head coach. He was the 27th-fastest coach in NCAA history to reach 100 wins but was the ninth-fastest since 1970.
- In his first season at Arkansas, the Razorbacks led the NCAA in 3-point field goal percentage defense while Arkansas led the NCAA in both free throws made and attempted in 2022.

MUSSELMAN VS. ALL OPPONENTS

Opponent	Overall	at Nevada	at Arkansas	Last Meeting
Abilene Christian	1-0	0-0	1-0	12/20/20
Air Force	7-0	7-0	0-0	03/05/19
Akron	1-0	1-0	0-0	12/22/18
Alabama	2-3	0-0	2-3	01/11/23
Arizona State	1-0	1-0	0-0	12/07/18
Auburn	3-2	0-0	3-2	02/08/22
Austin Peay	1-0	0-0	1-0	11/12/19
Baylor	0-2	0-0	0-2	01/28/23
Boise State	7-2	7-2	0-0	02/02/19
Bradley	2-0	1-0	1-0	12/17/22
Buffalo	1-0	1-0	0-0	11/25/16
BYU	1-0	1-0	0-0	11/06/18
Cal State Fullerton	0-1	0-1	0-0	11/28/15
California Baptist	1-0	1-0	0-0	11/19/18
Central Arkansas	2-0	0-0	2-0	12/01/21
Charlotte	1-0	0-0	1-0	12/11/21
Cincinnati	2-0	1-0	1-0	11/23/21
Coastal Carolina	1-0	1-0	0-0	11/13/15
Colgate	1-0	0-0	1-0	03/19/21
Colorado State	7-1	7-1	0-0	02/02/19
Creighton	0-1	0-0	0-1	11/22/22
Davidson	1-0	1-0	0-0	11/21/17
Drake	1-0	1-0	0-0	12/12/15
Duke	0-1	0-0	0-1	03/26/22
Eastern Washington	1-0	1-0	0-0	03/21/16
Elon	1-0	0-0	1-0	12/21/21
Florida	2-2	0-1	2-1	02/22/22
Fordham	1-0	0-0	1-0	11/11/22
Fresno Pacific	1-0	1-0	0-0	12/09/15
Fresno State	6-3	6-3	0-0	02/23/19
Gardner-Webb	1-0	0-0	1-0	11/13/21
Georgia	2-1	0-0	2-1	02/02/22
Georgia Tech	1-0	0-0	1-0	11/25/19
Grand Canyon	1-0	1-0	0-0	12/09/18
Gonzaga	1-0	0-0	1-0	03/24/22
Hawai'i	1-1	1-1	0-0	11/24/17
Hofstra	0-1	0-0	0-1	12/18/21
Holy Names	1-0	1-0	0-0	11/30/15
Idaho	1-0	1-0	0-0	11/10/17
Illinois State	1-0	1-0	0-0	11/29/17
Indiana	1-0	0-0	1-0	12/29/19
Iona	1-1	1-1	0-0	11/26/16
Iowa State	0-1	0-1	0-0	03/16/17
Kansas State	1-0	0-0	1-0	11/2/21
Kentucky	2-1	0-0	2-1	02/26/22
Little Rock	1-0	0-0	1-0	12/04/21
Lipscomb	1-0	0-0	1-0	12/05/20
Little Rock	1-0	1-0	0-0	11/16/18
LSU	6-4	0-0	6-4	01/24/23
Louisville	1-0	0-0	1-0	11/21/22
Loyola-Chicago	1-1	1-1	0-0	11/28/18
Loyola Marymount	1-0	1-0	0-0	11/14/16
Ole Miss	4-0	0-0	4-0	01/21/23
Massachusetts	1-0	1-0	0-0	11/23/18
Mercer	1-0	0-0	2-0	11/09/21
Mississippi State	2-3	0-0	2-3	02/05/22
Mississippi Valley	1-0	0-0	1-0	11/25/20
Missouri	6-3	0-0	6-3	01/04/23
Montana	2-0	1-0	1-0	11/16/19
Montana State	1-0	1-0	0-0	11/15/15
Morehead State	2-1	2-1	0-0	04/01/16
New Mexico	5-3	5-3	0-0	02/09/19
New Mexico State	1-0	0-0	1-0	03/19/22
North Dakota State	1-0	0-0	1-0	11/07/22
North Texas	2-0	0-0	2-0	11/29/20

MUSSELMAN VS. ALL OPPONENTS

Opponent	Overall	at Nevada	at Arkansas	Last Meeting
Northern Iowa	1-0	0-0	1-0	11/17/21
Northern Kentucky	1-0	0-0	1-0	11/30/19
Oakland	1-0	1-0	0-0	11/23/16
Oklahoma	1-1	0-0	1-1	12/10/22
Oklahoma State	0-1	0-0	0-1	01/30/21
Oral Roberts	2-0	0-0	2-0	03/27/21
Oregon State	1-1	1-1	0-0	11/18/16
Pacific	4-0	4-0	0-0	11/09/18
Penn	1-0	0-0	1-0	11/28/21
Portland State	1-0	1-0	0-0	11/25/15
Radford	1-0	1-0	0-0	12/17/17
Rhode Island	1-0	1-0	0-0	11/13/17
Rice	1-0	0-0	1-0	11/05/19
Saint Mary's	0-1	0-1	0-0	11/11/16
San Diego State	4-7	3-7	1-0	11/23/22
San Francisco	0-1	0-1	0-0	12/23/17
San Jose State	6-0	6-0	1-0	12/03/22
Santa Clara	2-0	2-0	0-0	11/15/17
South Carolina	2-1	0-0	2-1	01/18/22
South Dakota	1-0	0-0	1-0	11/22/19
South Dakota State	2-0	1-0	1-0	11/16/22
Southern	1-0	0-0	1-0	12/09/20
Southern Cal	1-0	1-0	0-0	12/01/18
Southern Illinois	1-0	1-0	0-0	12/22/17
Tennessee	2-3	0-0	2-3	03/05/22
Texas	1-0	1-0	0-0	03/16/18
Texas A&M	3-3	0-0	3-3	03/12/22
Texas Tech	1-0	0-0	1-0	03/21/21
TCU	1-1	0-1	1-0	01/25/20
Texas Southern	1-0	0-0	1-0	11/19/19
Texas Tech	0-1	0-1	0-0	12/05/17
Towson	1-0	1-0	0-0	12/21/16
Troy	1-0	0-0	1-0	11/28/22
Tulsa	2-0	1-0	1-0	12/14/19
UC Davis	1-0	1-0	0-0	12/19/17
UC Irvine	2-0	2-0	0-0	12/02/17
UC Santa Barbara	1-0	1-0	0-0	12/22/16
UNC Greensboro	1-0	0-0	1-0	12/06/22
UNC Asheville	1-0	0-0	1-0	12/21/22
UNLV	7-2	7-2	0-0	02/27/19
UT Arlington	1-0	0-0	1-0	12/02/20
Utah	1-0	1-0	0-0	12/29/18
Utah State	7-2	7-2	0-0	03/02/19
Valparaiso	1-0	0-0	1-0	12/21/19
Vanderbilt	3-2	0-0	3-2	01/04/22
Vermont	2-0	1-0	1-0	03/17/16
Washington	1-0	1-0	0-0	12/11/16
West Virginia	1-0	0-0	1-0	01/29/22
Western Kentucky	0-1	0-0	0-1	12/07/19
Wichita State	0-1	0-1	0-0	12/22/15
Wyoming	5-1	5-1	0-0	02/16/19
Totals	197-69	110-34	87-35	

MUSSELMAN VS. CONFERENCES

American Athletic	4-0	CAA	2-1	Ohio Valley	3-1
American East	2-0	C-USA	4-1	Pac-12	5-1
ACC	3-0	Horizon League	2-0	Patriot League	1-0
Atlantic Sun	2-0	Ind./Non D-1	2-0	SEC	38-28
Atlantic 10	4-0	Ivy League	1-0	SoCon	2-0
Big East	0-1	MAAC	1-1	Southland	2-0
Big Sky	6-0	Mid-American	1-0	SWAC	3-0
Big South	4-0	MEAC	0-0	Summit League	6-0
Big Ten	1-0	Missouri Valley	8-2	Sun Belt	5-0
Big 12	6-7	Mountain West	62-21	WCC	9-2
Big West	5-2	Northeast	0-0	WAC	3-0

MUSSELMAN RECORD BREAKDOWN

OVERALL:	197-69
- AT ARKANSAS.....	87-35
Home:.....	115-12 57-7 at Arkansas
Away:.....	48-40 14-21 at Arkansas
Neutral:.....	34-17 16-7 at Arkansas

CONFERENCE GAMES:	90-43
- AT ARKANSAS.....	36-25
Home:.....	56-12 25-7 at Arkansas
Away:.....	34-31 11-16 at Arkansas

VS RANKED TEAMS: 12-15	AS RANKED TEAM:78-25
- AT ARKANSAS..... 10-12	- AT ARKANSAS.....40-13
Home:.....	5-4 / 5-4 at Ark
Away:.....	2-6 / 2-5 at Ark
Neutral:.....	5-5 / 3-3 at Ark
Home:.....	41-2 / 23-1 at Ark
Away:.....	15-11 / 3-5 at Ark
Neutral:.....	22-12 / 14-7 at Ark

RECORD BY MONTH:	
November:.....	46-5 21-1 at Arkansas
December:.....	41-12 20-5 at Arkansas
January:.....	41-22 18-14 at Arkansas
February:.....	37-13 16-7 at Arkansas
March:.....	29-17 12-6 at Arkansas
April:.....	1-0 0-0 at Arkansas

WHEN LEADING AT HALFTIME:	150-10
at Arkansas	66-6

WHEN TRAILING AT HALFTIME:	44-57
at Arkansas	19-28

WHEN TIED AT HALFTIME:	4-1
at Arkansas	2-1

OUT-REBOUNDING OPP:	122-19
at Arkansas	52-9

BEING OUT-REBOUNDED:	64-45
at Arkansas	31-23

REBOUNDS ARE EVEN:	11-4
at Arkansas	4-3

WHEN SCORING FIRST:	116-30
at Arkansas	50-14

WHEN OPPONENT SCORES FIRST:	81-39
at Arkansas	37-21

ONE-POSSESSION GAMES:	23-17
at Arkansas	8-9

OVERTIME GAMES:	11-6
at Arkansas	5-3

GAMES DECIDED BY 1-5 PTS:	40-29
at Arkansas	16-15

GAMES DECIDED BY 6-10 PTS:	37-17
at Arkansas	2-9

GAMES DECIDED BY 11-19 PTS:	60-16
at Arkansas	27-8

GAMES DECIDED BY 20-PLUS PTS:	50-7
at Arkansas	22-3

SHOOTING 50 PERCENT OR BETTER:	61-3
at Arkansas	23-2

SHOOTING PCT. BETTER THAN OPP:	164-13
at Arkansas	75-8

SHOOTING PCT. WORSE THAN OPP:	32-55
at Arkansas	12-27

SHOOTING PCT. SAME AS OPP:	1-1
at Arkansas	0-0

OUT-SCORING OPP BENCH:	95-11
at Arkansas	42-10

OUT-SCORED BY OPP BENCH:	96-47
at Arkansas	43-23

BENCH SCORING EVEN:	7-1
at Arkansas	3-1

MOST POINTS BY A MUSSELMAN TEAM

NOTE: MISSING RESULTS FROM RAPID CITY (CBA) AND FLORIDA (USBL)			
142	Arkansas	Mississippi Valley State	11/25/20 W, 142-62
138	LA D-Fenders	Erie BayHawks	02/06/12 W, 138-107
135	LA D-Fenders	Stockton Kings	11/28/11 W, 135-103
135	Sacramento	Charlotte Bobcats	02/28/07 W, 135-120
135	Golden State	Orlando Magic	11/16/02 W, 135-92
133	Golden State	at Milwaukee Bucks	03/08/03 L, 133-138 (OT)
132	LA D-Fenders	Rio Grande Valley Vipers	12/05/11 W, 132-126
128	Sacramento	Los Angeles Lakers	12/29/06 L, 128-132 (OT)
128	Golden State	Utah Jazz	04/08/03 W, 128-102
127	LA D-Fenders	Canton Charge	01/30/12 W, 127-87
127	Reno	Idaho Stampede	12/01/10 W, 127-117
126	Reno	Rio Grande Valley Vipers	004/20/11 L, 126-134

PLAYER GAME HIGHS:

MOST POINTS:	
at Nevada:	45 Jordan Caroline at New Mexico 01/07/17
	40 Jordan Caroline at Colorado St 02/06/19
	37 D.J. Fenner vs UNLV 02/08/17
	34 Marquize Coleman at Hawai'i 11/16/15
	33 Caleb Martin at Utah 12/29/18
	32 Marcus Marshall at Wyoming 01/14/17
	32 Marcus Marshall at Washington 12/11/16
	32 Tyron Criswell vs Eastern Washington 03/21/16
	30 4x

at Arkansas:	41 Mason Jones vs Tulsa 12/14/19
	40 Mason Jones vs Auburn 02/04/20
	38 Mason Jones vs Miss State 02/15/20
	37 Mason Jones vs Tennessee 02/26/20
	36 Mason Jones vs LSU 03/04/20
	34 Mason Jones vs South Carolina 01/29/20
	34 Isaiah Joe at Ole Miss 01/11/20
	33 Isaiah Joe vs Texas Southern 11/19/19
	32 Mason Jones vs Rice 11/05/19
	31 Stanley Umude at Georgia 02/02/22
	31 JD Notae at Texas A&M 01/08/22
	30 5x - Last: JD Notae vs Kentucky 02/26/22

Season Opener: 32 Mason Jones vs Rice 11/05/19
SEC Opener 17 Isaiah Joe & Mason Jones vs TX A&M 01/04/20
SEC Game: 40 Mason Jones vs Auburn 02/04/20
SEC Tourney: 28 Moses Moody vs LSU 03/13/20
NCAA Tourney: 27, Justin Smith vs Colgate 03/19/21
Bud Walton: 41 Mason Jones vs Tulsa 12/14/19
Road Game: 34 Isaiah Joe at Ole Miss 01/11/20
Neutral Site: 28 Moses Moody vs LSU 03/13/20
Ranked Opp: 40 Mason Jones vs Auburn 02/04/20
Frosh: 28 (4x) Moses Moody (Bama, USC, TX A&M, LSU)
Soph: 34 Isaiah Joe at Ole Miss 01/11/20
Junior: 41 Mason Jones vs Tulsa 12/14/19
Senior+: 31 (2x) Notae at TX A&M and Umude at Georgia

MOST FIELD GOALS MADE:	
at Nevada:	17 Jordan Caroline at New Mexico 01/07/17
	13 Cody Martin vs Utah State 02/17/18
	12 Jordan Caroline at UNLV 02/25/17
	12 Cameron Oliver vs Eastern Washington 03/21/16
	12 D.J. Fenner v UNLV 02/08/17

at Arkansas:	14 Jimmy Whitt Jr. vs Vanderbilt 01/15/20
	12 Ricky Council IV vs Troy 11/28/22
	12 Stanley Umude at Georgia 02/02/22
	12 Mason Jones vs Auburn 02/04/20
	12 Mason Jones vs Tulsa 12/14/19
	12 Mason Jones vs Rice 11/05/19

MOST 3-POINTERS MADE:	
at Nevada:	8 Marcus Marshall at UNLV 02/25/17
	7 6x
at Arkansas:	8 Mason Jones at Texas A&M 03/07/20
	7 Isaiah Joe at Ole Miss 01/11/20
	6 5x - LAST: Stanley Umude at Missouri 02/15/22

MOST FREE THROWS MADE:	
at Nevada:	15 Marcus Marshall vs Boise State 02/22/17
	15 Marquize Coleman vs UNLV 01/23/16
	15 Marquize Coleman at Hawai'i 11/16/15
	14 Jordan Caroline vs Rhode Island 11/13/17
	14 Marcus Marshall at Wyoming 01/14/17

at Arkansas:	18 Mason Jones vs Miss State 02/15/20
	16 Moses Moody vs Alabama 02/24/21
	15 Mason Jones vs South Carolina 01/29/20
	13 Anthony Black at Auburn 01/07/23
	13 JD Notae vs Kentucky 02/26/22
	12 4x - Last Chris Lykes vs Elon 12/21/21

MOST REBOUNDS:	
at Nevada:	24 Cameron Oliver vs Fresno State 02/1/16
	21 Cameron Oliver at UNLV 02/20/16
	17 Cameron Oliver vs Colorado State 03/04/17
	16 6x

at Arkansas:	17 Justin Smith vs Oral Roberts 12/20/20
	16 Jaylin Williams vs Tennessee 02/19/22
	16 Connor Vanover vs North Texas 11/28/20
	15 Jaylin Williams vs New Mexico St 03/19/22
	15 Jaylin Williams vs West Virginia 01/29/22
	15 Jimmy Whitt Jr. vs LSU 03/04/20
	14 Makhi Mitchell vs UNCg 12/06/22
	14 Justin Smith vs Oral Roberts 03/27/21

Season Opener: 12 **Trevon Brazile vs North Dakota State 11/07/22**
SEC Opener 6 Mason Jones vs Texas A&M 01/04/20
SEC Game: 16 Jaylin Williams vs Tennessee 02/19/22
SEC Tourney: 11 Jaylin Williams vs LSU 03/11/22
NCAA Tourney: 15 Jaylin Williams vs New Mexico St 03/19/22
Bud Walton: 17 Justin Smith vs Oral Roberts 12/20/20
Road Game: 13 Jaylin Williams at LSU 01/15/22
Neutral Site: 15 Jaylin Williams vs New Mexico St 03/19/22
Ranked Opp: 16 Jaylin Williams vs #16 Tennessee 02/19/22
Frosh: 10 (5x) last by Jaylin Williams vs Texas Tech 03/21/21
Soph: 16 (2x) last Jaylin Williams vs Tennessee 02/19/22
Junior: 12 Mason Jones vs South Carolina 01/29/20
Senior+: 17 Justin Smith vs Oral Roberts 12/20/20

MOST OFFENSIVE REBOUNDS:

at Nevada:	11 AJ West at Pacific 11/21/15
	8 Cameron Oliver vs Fresno State 02/1/16
at Arkansas:	11 Justin Smith vs Oral Roberts 03/27/21
	10 Justin Smith vs Oral Roberts 12/12/20
	6 Au'Diese Toney vs Cincinnati 11/23/21
	6 Justin Smith vs UT Arlington 12/02/20
	6 Reggie Chaney at Missouri 02/08/20
	5 9x - Last: Au'Diese Toney vs AUB 02/08/22

MOST DEFENSIVE REBOUNDS:

at Nevada:	16 Cameron Oliver vs Fresno State 02/1/16
	14 Cameron Oliver vs Colorado State 03/04/17
	14 Cameron Oliver at Wyoming 0/14/17
	13 Cameron Oliver vs Colorado State 03/11/17
	13 Cameron Oliver at Air Force 02/15/17
at Arkansas:	15 Jaylin Williams vs Tennessee 02/19/22
	15 Jaylin Williams vs West Virginia 01/29/22
	14 Makhi Mitchell vs UNCg 12/06/22
	14 Connor Vanover vs North Texas 11/28/20
	14 Jimmy Whitt Jr. vs LSU 03/04/20
	13 Jaylin Williams vs New Mexico St 03/19/22
	13 Jaylin Williams at LSU 01/15/22
	11 5x - LAST: Trevon Brazile vs N Dakota St 11/07/22

MOST ASSISTS:

at Nevada:	11 Cody Martin vs BYU 11/06/18
	11 Cody Martin vs Colorado State 02/25/18
	11 Marquize Coleman vs Holy Names 11/30/15
	10 Cody Martin vs Little Rock 11/16/18
	10 Cody Martin vs Pacific 11/09/18
	10 Marcus Marshall vs Colorado State 03/04/17

at Arkansas:	11 Jalen Tate vs UCA 12/12/12
	10 Jalen Tate vs Georgia 01/09/21
	9 Mason Jones at Ole Miss 01/11/20
	8 Anthony Black vs Ole Miss 01/21/23
	8 JD Notae vs Kentucky 02/26/22
	8 Davonte Davis vs Charlotte 12/07/21
	8 Jalen Tate at Vanderbilt 01/23/21
	8 Mason Jones vs Vanderbilt 01/15/20

Season Opener: 7 Isaiah Joe vs Rice 11/05/19
SEC Opener 5 Jalen Harris vs Texas A&M 01/04/20
SEC Game: 10 Jalen Tate vs Georgia 01/09/21
SEC Tourney: 6 Mason Jones vs Vanderbilt 03/11/20
NCAA Tourney: 2 (2x) last JD Notae vs Gonzaga 03/24/22
Bud Walton: 11 Jalen Tate vs Central Arkansas 12/12/12
Road Game: 9 Mason Jones at Ole Miss 01/11/20
Neutral Site: 6 Jalen Tate vs Oral Roberts 03/27/21
Ranked Opp: 6 (2x) last JD Notae vs Gonzaga 03/24/22
Frosh: 8 **Anthony Black vs Ole Miss 01/21/23**
Soph: 8 Davonte Davis vs Charlotte 12/07/21
Junior: 9 Mason Jones at Ole Miss 01/11/20
Senior+: 11 Jalen Tate vs Central Arkansas 12/12/12

MOST STEALS:

at Nevada:	5 Caleb Martin vs California Baptist 11/19/18
	5 Jordan Caroline at San Diego St 02/12/17
	5 Marquize Coleman at New Mexico 12/30/15
	4 17x

at Arkansas:	8 JD Notae vs New Mexico St 03/19/22
	7 JD Notae vs Mercer 11/09/21
	7 JD Notae vs Vanderbilt 01/04/22
	6 Jaylin Williams vs Texas A&M 01/22/22
	5 9x: last Anthony Black vs Ole Miss 01/21/23

Season Opener: 7 JD Notae vs Mercer 11/09/21
SEC Opener 3 Mason Jones vs Texas A&M 01/04/20
SEC Game: 7 JD Notae vs Vanderbilt 01/04/21
SEC Tourney: 4 Notae vs LSU 03/11/22 & Davis vs LSU 03/13/20
NCAA Tourney: 8 JD Notae vs New Mexico St 03/19/22
Bud Walton: 7 JD Notae vs Mercer 11/09/21
Road Game: 5 (2x) last JD Notae at South Carolina
Neutral Site: 8 JD Notae vs New Mexico St 03/19/22
Ranked Opp: 4 Desi Sills vs Auburn 02/04/20
Frosh: 5 **Anthony Black vs Ole Miss 01/21/23**
Soph: 6 Jaylin Williams vs Texas A&M 01/22/22
Junior: 5 (5x) **Last Davonte Davis vs Bradley 12/17/22**
Senior+: 8 JD Notae vs New Mexico St 03/19/22

MOST BLOCKED SHOTS:

at Nevada:	6 Cameron Oliver vs Morehead State 04/01/16
	5 7x

at Arkansas:	6 Connor Vanover vs North Texas 11/28/20
	5 Connor Vanover at Oklahoma St. 01/30/21
	5 Connor Vanover vs Ole Miss 01/27/21
	5 Adrio Bailey vs Valpo 12/21/19
	5 Adrio Bailey vs Texas Southern 11/19/19
	4 8x Last Makhi Mitchell vs UNCg 12/06/22

Season Opener: 3 Connor Vanover vs Miss Valley 11/25/20
SEC Opener: 3 Jaylin Williams at Mississippi State 12/29/21
SEC Game: 5 Connor Vanover vs Ole Miss 01/27/21
SEC Tourney: 4 Jaylin Williams vs Tennessee 02/19/22
NCAA Tourney: 3 Moses Moody vs Oral Roberts 03/27/21
Bud Walton: 6 Connor Vanover vs North Texas 11/28/20
Road Game: 5 Connor Vanover at Oklahoma State 01/30/21
Neutral Site: 5 Adrio Bailey vs Valpo 12/21/19
Ranked Opp: 4 Jalen Tate vs Alabama 02/24/21
Frosh: 4 Jaylin Williams vs LSU 02/27/21
Soph: 6 Connor Vanover vs North Texas 11/28/20
Junior: 3 (2x) last Ethan Henderson vs LSU 03/13/21
Senior+: 5 Adrio Bailey 2x

TEAM GAME HIGHS:

MOST POINTS:			
at Nevada:	119	vs Fresno State 12/09/15	W, 119-70
	110	vs UMass 11/23/18	W, 110-87
	108	vs Holy Names 11/30/15	W, 108-57
	105	at New Mexico 01/07/17	W, 105-104 (OT)
	104	vs UNLV 02/08/17	W, 104-77
	103	at Wyoming 01/24/18	L, 103-104 (2OT)
	102	vs Fresno State 01/31/18	W, 102-92
	101	at UNLV 02/28/18	W, 101-75
	100	vs Colorado State 01/23/19	W, 100-60
at Arkansas:	142	vs Mississippi Valley 11/25/20	W, 142-62
	101	at South Carolina 03/02/21	W, 101-73
	100	vs Central Arkansas 12/12/12	W, 100-75
	99	vs San Jose State 12/03/22	W, 99-58
	99	at Georgia 02/02/22	W, 99-73
	99	vs Georgia 01/09/21	W, 99-69
	99	vs LSU 03/04/20	W, 99-90
	98	vs Tulsa 12/14/19	W, 98-79
	97	vs Central Arkansas 12/01/21	W, 97-60
	97	at Auburn 12/30/20	W, 97-89
MOST FIELD GOALS MADE:			
at Nevada:	40	vs UMass 11/23/18	
	40	vs Fresno State 12/09/15	
	40	vs Holy Names 11/30/15	
	38	vs San Jose State 01/09/19	
	38	vs UNLV 02/08/17	
at Arkansas:	48	vs Mississippi Valley 11/25/20	
	40	at Georgia 02/02/22	
	40	vs Central Arkansas 12/01/21	
	40	vs Central Arkansas 12/12/20	
MOST FIELD GOALS ATTEMPTED:			
at Nevada:	80	at UNLV 02/20/16	
	77	vs Colorado State 02/25/18	
	75	at New Mexico 01/07/17	
	74	3x last vs Wyoming 01/03/18	
at Arkansas:	86	vs Mississippi Valley 11/25/20	
	77	vs Oral Roberts 12/20/20	
	76	at LSU 01/13/21	
	76	vs Central Arkansas 12/12/20	
BEST FIELD GOAL PERCENTAGE:			
at Nevada:	.615 (40-65)	vs UMass 11/23/18	
	.597 (40-67)	vs Fresno State 12/09/15	
	.597 (40-67)	vs Holy Names 11/30/15	
	.593 (32-54)	at Utah State 02/17/18	
	.589 (33-56)	vs Fresno State 01/31/18	
at Arkansas:	.627 (37-59)	vs San Jose State 12/03/22	
	.593 (35-59)	vs Oklahoma 12/12/22	
	.571 (36-63)	at Vanderbilt 01/23/21	
	.569 (29-51)	vs Louisville 11/21/22	
	.567 (34-60)	vs Little Rock 12/04/21	
	.567 (34-60)	vs Tulsa 12/14/19	
	.563 (40-71)	at Georgia 02/02/22	
	.558 (48-86)	vs Mississippi Valley 11/25/20	
MOST 3-POINT FIELD GOALS MADE:			
at Nevada:	17	at Pacific 11/18/17	
	15	vs Pacific 11/09/18	
	15	at Air Force 01/06/18	
	15	at Santa Clara 11/15/17	
	15	at New Mexico 01/07/17	
at Arkansas:	20	vs Mississippi Valley 11/25/20	
	15	at Georgia 02/02/22	
	15	at South Carolina 03/02/21	
	14	at Texas A&M 03/07/20	
	13	vs Gardner-Webb 11/13/21	
MOST 3-POINT FIELD GOALS ATTEMPTED:			
at Nevada:	39	vs South Dakota State 12/15/18	
	37	at Fresno State 01/12/19	
	37	vs San Jose State 02/21/18	
	34	vs San Jose State 01/09/19	
	34	at Pacific 11/18/17	
at Arkansas:	40	vs Mississippi Valley 11/25/20	
	34	vs Lipscomb 12/05/20	
	33	at South Carolina 03/02/21	
	33	vs Southern 12/09/20	
	32	at Texas A&M 03/07/20	
BEST 3-POINT FIELD GOAL PERCENTAGE:			
at Nevada:	.600 (6-10)	vs Morehead State 03/30/16	
	.588 (10-17)	at Fresno State 12/27/17	
	.579 (11-19)	vs Southern Illinois 12/22/17	
	.550 (11-20)	vs Oakland 11/23/16	
at Arkansas:	.667 (6-9)	vs TCU 01/25/20	
	.615 (8-13)	vs San Jose State 12/03/22	
	.571 (12-21)	vs Georgia 01/09/21	
	.536 (15-28)	at Georgia 02/02/22	
	.524 (11-21)	at Missouri 02/15/22	
	.500 (20-40)	vs Mississippi Valley 11/25/20	
MOST FREE THROWS MADE:			
at Nevada:	39	vs Morehead State 04/01/16	
	36	vs Rhode Island 11/13/17	
	35	vs Tulsa 11/22/18	
	31	at Wyoming 01/14/17	

at Arkansas:	36	vs LSU 03/04/20
	29	vs Elon 12/21/21
	28	vs West Virginia 01/29/22
	28	at Missouri 02/08/20
	27	4x LAST vs South Carolina 01/18/22
MOST FREE THROWS ATTEMPTED:		
at Nevada:	45	vs Morehead State 04/01/16
	44	vs Rhode Island 11/13/17
	43	at Pacific 11/21/15
	42	vs Tulsa 11/22/18
at Arkansas:	54	vs LSU 03/04/20
	43	vs Alabama 02/24/21
	40	vs South Carolina 01/29/20
	39	at Missouri 02/08/20
	36	at Tennessee 02/11/20
BEST FREE THROW PERCENTAGE:		
at Nevada:	.929 (13-14)	vs Loyola-Chicago 03/22/18
	.929 (13-14)	at Cal State Fullerton 11/28/15
	.900 (18-20)	at Pacific 11/18/17
at Arkansas:	1.000 (11-11)	vs Duke 03/26/22
	.944 (17-18)	vs Oklahoma 12/11/21
	.944 (17-18)	at LSU 01/08/20
	.929 (13-14)	vs Mississippi State 02/02/21
	.923 (12-13)	at South Carolina 03/02/21
	.917 (11-12)	vs South Dakota 11/22/19
MOST REBOUNDS:		
at Nevada:	61	at Pacific 11/21/15
	60	vs Fresno Pacific 12/09/15
	57	vs Fresno State 02/13/16
	53	at UNLV 02/20/16
	50	vs San Jose State 12/28/16
at Arkansas:	58	Oral Roberts 12/20/20
	58	vs Mississippi Valley 11/25/20
	54	vs Lipscomb 12/05/20
	47	vs UCG 12/06/22
	47	vs Central Arkansas 12/01/21
MOST OFFENSIVE REBOUNDS:		
at Nevada:	25	at Pacific 11/21/15
	19	vs Fresno Pacific 12/09/15
	19	vs Fresno State 02/13/16
	19	vs Florida 03/21/19
at Arkansas:	24	vs Oral Roberts 12/20/20
	21	at Alabama 02/12/22
	20	at Texas A&M 01/08/22
	20	vs Mississippi Valley 11/25/20
	18	vs Cincinnati 11/23/21
	18	vs Oral Roberts 03/27/21
MOST DEFENSIVE REBOUNDS:		
at Nevada:	43	vs Fresno State 02/13/16
	42	vs San Jose State 12/28/16
	41	vs Fresno Pacific 12/09/15
	40	vs Little Rock 11/16/18
at Arkansas:	44	vs Lipscomb 12/05/20
	39	vs UCG 12/06/22
	38	vs Mississippi Valley 11/25/20
	36	vs LSU 02/27/21
	36	vs Valparaiso 12/21/19
MOST ASSISTS:		
at Nevada:	29	vs Holy Names 11/30/15
	27	at Santa Clara 11/15/17
	25	vs Illinois State 11/29/17
	25	at New Mexico 01/07/17
	24	vs UC Davis 12/19/17
at Arkansas:	26	vs Central Arkansas 12/12/20
	26	vs Mississippi Valley 11/25/20
	23	at Georgia 02/02/22
	23	vs Gardner-Webb 11/13/21
	22	vs San Jose State 12/03/22
	22	vs Central Arkansas 12/01/21
	22	at Vanderbilt 01/23/21
MOST STEALS:		
at Nevada:	15	vs San Jose State 01/09/19
	15	vs Utah State 01/02/19
	13	at New Mexico 12/30/15
	12	vs New Mexico 01/28/17
	11	4x
at Arkansas:	16	vs Bradley 12/17/22
	16	vs Central Arkansas 12/01/21
	15	vs UNC Asheville 12/21/22
	15	at Georgia Tech 11/25/19
	14	vs South Dakota State 11/16/22
	14	vs Texas A&M 01/22/22
	14	vs Auburn 02/04/20
	14	vs Rice 11/05/19
MOST BLOCKED SHOTS:		
at Nevada:	11	at Oregon State 12/05/15
	10	at Wyoming 01/20/16
	10	vs Holy Names 11/30/15
	9	vs UNLV 03/08/18
	9	at New Mexico 01/07/17
at Arkansas:	11	vs Alabama 02/24/21
	10	vs Elon 12/21/21
	10	vs Texas Southern 11/19/19
	9	vs UCG 12/06/22

MUSS TEAMS IN THE NCAA/CONFERENCE STATS										
	2015-16	2016-17	2017-18	2018-19	2019-20	2020-21	2021-22			
3-pt FG Att	176 / 8	317 / 2	29 / 2	51 / 2	115 / 5	26 / 3	105 / 7			
A-Turnover Ratio	232 / 9	13 / 1	2 / 1	15 / 1	140 / 4	103 / 2	110 / 4			
Assists/Gm	220 / 9	32 / 1	27 / 2	75 / 3	226 / 10	80 / 4	116 / 7			
Blocks/Gm	7 / 1	64 / 3	74 / 2	100 / 2	84 / 9	17 / 4	71 / 8			
Def Reb/Gm	19 / 1	31 / 2	92 / 6	31 / 2	287 / 12	33 / 2	52 / 3			
Fewest Fouls	342 / 11	105 / 3	253 / 9	184 / 6	322 / 12	329 / 13	323 / 10			
Fewest TO	335 / 11	59 / 1	24 / 1	21 / 1	59 / 1	320 / 10	291 / 7			
FG Pct	251 / 9	146 / 5	60 / 3	68 / 4	147 / 6	100 / 4	218 / 10			
FG Pct Defense	28 / 2	120 / 7	140 / 4	42 / 3	169 / 12	70 / 5	58 / 4			
FT Attempts	2 / 1	13 / 1	16 / 2	16 / 1	8 / 2	5 / 1	1 / 1			
FT Made	1 / 1	24 / 2	9 / 2	17 / 1	3 / 1	2 / 1	1 / 1			
FT Pct	43 / 2	159 / 6	66 / 2	167 / 6	102 / 6	68 / 4	32 / 1			
Off Reb/Gm	76 / 2	132 / 3	255 / 7	205 / 6	325 / 14	44 / 8	107 / 11			
Fouls/Gm	275 / 8	35 / 1	95 / 1	126 / 3	311 / 11	131 / 3	189 / 6			
Reb Margin	4 / 2	72 / 1	232 / 81	97 / 3	342 / 14	56 / 3	89 / 6			
Scoring Defense	177 / 5	151 / 6	191 / 6	55 / 1	185 / 9	189 / 8	145 / 9			
Scoring Margin	117 / 5	39 / 1	27 / 1	9 / 1	70 / 4	24 / 1	53 / 5			
Scoring Offense	113 / 5	37 / 1	18 / 2	28 / 1	56 / 5	11 / 2	50 / 4			
Steals/Gm	98 / 3	262 / 8	174 / 6	172 / 4	41 / 1	48 / 4	72 / 8			
3 PT FG Defense	59 / 2	18 / 2	28 / 1	113 / 3	1 / 1	174 / 9	125 / 11			
3 PT FG/Game	323 / 11	33 / 2	31 / 3	74 / 3	143 / 4	169 / 5	279 / 11			
3 PT FG Pct	314 / 11	42 / 1	26 / 2	155 / 6	175 / 5	198 / 7	320 / 11			
3 PT FG M	251 / 9	22 / 2	15 / 2	59 / 2	129 / 4	39 / 4	182 / 7			
Total Assists	112 / 2	30 / 2	10 / 1	69 / 2	251 / 10	12 / 1	40 / 4			
Total Blocks	3 / 1	50 / 3	44 / 1	88 / 2	81 / 7	3 / 2	37 / 5			
Total Rebounds	2 / 1	25 / 3	44 / 1	63 / 2	306 / 14	4 / 3	8 / 2			
Total Rebs/Gm	18 / 1	41 / 1	171 / 6	72 / 4	322 / 14	18 / 2	50 / 5			
Total Steals	40 / 3	208 / 9	85 / 2	157 / 4	34 / 1	5 / 2	25 / 6			
Turnover Margin	184 / 5	169 / 7	22 / 2	22 / 1	9 / 1	58 / 2	40 / 4			
Turnovers Forced	154 / 5	306 / 10	191 / 6	127 / 3	29 / 1	52 / 7	42 / 5			
Fewest TO/Gm	208 / 7	26 / 2	4 / 1	13 / 1	47 / 1	151 / 3	133 / 4			
W-L Pct	93 / 3	17 / 1	17 / 1	7 / 1	89 / 5	17 / 2	36 / 4			
MOST TURNOVERS:										
at Nevada:	21	at Texas Tech 12/05/17								
	21	vs Morehead State 03/30/16								
	20	vs Fresno Pacific 12/09/15								
	20	at San Diego State 03/11/16								
at Arkansas	21	at Missouri 01/18/23								
	21	vs Rice 11/05/19								
	20	vs South Dakota State 11/16/22								
	20	vs Missouri 03/12/21								
	20	at Tennessee 01/06/21								
	20	vs Austin Peay 12/03/19								
MOST FOULS:										
at Nevada:	38	at Wichita State 12/22/15								
	30	at New Mexico 01/07/17								
	30	at New Mexico 12/30/15								
	28	at Utah State 03/02/19								
at Arkansas	33	at Missouri 01/18/23								
	32	at Missouri 02/08/20								
	30	at Vanderbilt 01/14/23								
	28	Missouri 01/02/21								
	28	at Texas A&M 03/07/20								
OPPONENT GAME HIGHS (at Ark):										
POINTS	99	at Georgia 02/29/20								
	97	at Vanderbilt 01/14/23								
	92	at LSU 01/13/21								
	90	vs Creighton 11/22/22								
	90	at Alabama 01/16/21								
	90	vs LSU 03/04/20								
FG MADE	38	at Georgia 02/29/20								
	34	at LSU 01/13/21								
	32	vs Oklahoma 12/10/22								
	31	9x LAST vs Creighton 11/22/22								
FG ATTEMPTS	80	vs Auburn 02/08/22								
	76	vs LSU 02/21/27								
	72	vs LSU 03/02/22								
	72	at South Carolina 02/03/21								
	72	vs Mississippi Valley 11/25/20								
	72	vs Valparaiso 12/21/19								
FG PCT	.588 (30-51)	vs Mississippi State 02/15/20								
	.585 (31-53)	vs Creighton 11/22/22								
	.571 (32-56)	vs Oklahoma 12/10/22								
	.567 (38-67)	at Georgia 02/29/20								
	.564 (31-55)	at Texas A&M 01/09/22								
	.549 (28-51)	vs Oklahoma 12/11/21								
3 PT MADE	17	vs Northern Iowa 11/17/21								
	15	at Alabama 01/16/21								
	15	at Auburn 12/30/20								
	14	at Kentucky 02/09/21								
	13	5x: LAST vs Oklahoma 12/11/21								
3 PT ATT	39	vs Mississippi Valley 11/25/20								
	37	vs Northern Iowa 11/17/21								
	33	vs Alabama 02/24/21								
	32	vs Auburn 02/08/22								
	32	at Missouri 02/13/21								

3 PT PCT	.667 (12-18)	at Tennessee 03/05/22
	.591 (13-22)	vs Oklahoma 12/11/21
	.556 (10-18)	at Vanderbilt 01/14/23
	.538 (14-26)	at Kentucky 02/09/21
FT MADE	34	at Missouri 02/08/20
	30	at Missouri 01/18/23
	29	at Vanderbilt 01/14/23
	28	vs Missouri 01/02/21
	27	vs LSU 03/11/22
	27	at Mississippi State 01/22/20
	25	vs Alabama 01/11/23
	25	at Ole Miss 01/11/20
FT ATTEMPTS	44	at Missouri 02/08/20
	40	at Missouri 01/18/23
	39	vs Missouri 01/02/21
	36	at Vanderbilt 01/14/23
	36	vs Alabama 01/11/23
	33	vs South Carolina 01/29/20
FT PCT	1.000 (13-13)	at Ole Miss 01/26/22
	1.000 (14-14)	vs Florida 02/16/21
	.962 (25-26)	at Ole Miss 01/11/20
	.950 (19-20)	vs Texas A&M 10/12/22
	.947 (18-19)	vs LSU 03/02/22
REBOUNDS	60	vs Auburn 02/08/22
	53	at LSU 01/08/20
	52	at Missouri 02/08/20
	51	vs Missouri 01/02/21
OFF REB	24	vs Auburn 02/08/22
	23	at LSU 01/08/20
	22	vs LSU 03/02/22
	16	vs Kentucky 02/26/22
DEF REB	41	vs Missouri 01/02/21
	37	at Georgia Tech 11/25/19
	36	vs Auburn 02/08/22
	35	vs Kentucky 01/18/20
ASSISTS	18	vs Texas A&M 03/12/22
	18	vs Oklahoma 12/11/21
	18	at Kentucky 02/09/21
	18	at Alabama 01/16/21
	17	9x LAST vs Creighton 11/22/22
STEALS	13	at Missouri 01/18/23
	12	at Mississippi State 12/29/21
	12	at Alabama 01/16/21
	11	vs Texas A&M 01/22/22
	10	5x - LAST: at Texas A&M 01/08/22
BLOCKS	9	at Texas A&M 01/08/22
	9	vs Auburn 01/20/21
	9	at Tennessee 01/06/21
	7	at Auburn 01/07/23
	7	at Oklahoma State 01/30/21
	7	vs Oral Roberts 12/20/20
TURNOVERS	30	vs Fordham 11/11/22
	27	vs Bradley 12/17/22
	27	vs Rice 11/05/19
	26	vs Mississippi State 02/02/21
	25	vs Central Arkansas 12/01/21
	24	at Georgia Tech 11/25/19
	24	vs Texas Southern 11/19/19
FOULS	35	vs LSU 03/04/20
	33	vs South Carolina 01/29/20
	32	vs Alabama 02/24/21
	29	vs West Virginia 01/29/22
	29	vs Missouri 01/02/21

ARK TEAM GAME LOWS (w/Muss):

FEWEST PTS	53	vs New Mexico State 03/19/22
	57	at LSU 12/28/22
	58	vs Tennessee 02/19/22
	59	at Auburn 09/10/23
	59	at Alabama 01/16/21
	59	at Florida 02/18/20
FEWEST FG	14	vs New Mexico State 03/19/22
	15	at Tennessee 02/11/20
	18	vs UNGC 12/06/22
	18	vs Tennessee 02/19/22
	19	3x LAST at Auburn 01/07/23
FEWEST FGA	45	vs North Texas 11/12/19
	46	vs Austin Peay 12/03/19
	49	at Tennessee 02/11/20
	50	at Missouri 01/18/23
LOWEST FG%	.275 (14-51)	vs New Mexico State 03/19/22
	.268 (19-71)	vs Missouri 01/02/21
	.305 (18-59)	vs Tennessee 02/19/22
	.306 (15-49)	at Tennessee 02/11/20
	.314 (22-70)	at Alabama 02/12/22
FEWEST 3PT FG	0	vs South Carolina 01/18/22
	1	vs Oral Roberts 03/27/21
	2	vs Alabama 01/11/23
	2	at Auburn 01/07/23
	2	vs San Diego State 11/23/22
	2	vs Fordham 11/11/22
	2	vs Mississippi State 02/02/21

FEWEST 3 FGA	9	vs Oral Roberts 03/27/21
	9	vs TCU 01/25/20
	10	vs Alabama 01/11/23
	11	vs Bradley 12/17/22
	11	vs Troy 11/28/22
	11	vs South Carolina 01/18/22
	11	vs Baylor 03/29/21
LOWEST 3 PT%	.000 (0-11)	vs South Carolina 01/18/22
	.111 (1-9)	vs Oral Roberts 03/27/21
	.125 (2-16)	at Auburn 01/07/23
	.125 (2-16)	vs Fordham 11/11/22
	.118 (2-17)	vs Mississippi State 02/02/21
	.136 (3-22)	vs Kansas State 11/22/21
FEWEST FT	4	at Georgia 02/02/22
	4	at Oklahoma State 01/30/21
	5	at LSU 12/28/22
	6	at Mississippi State 01/22/20
FEWEST FTA	7	at Georgia 02/02/22
	7	at Oklahoma State 01/30/21
	8	at Ole Miss 01/26/22
	8	vs Central Arkansas 12/12/20
LOWEST FT%	.471 (8-17)	vs Southern 12/09/20
	.500 (5-10)	at LSU 12/28/22
	.500 (13-26)	vs Central Arkansas 12/01/21
	.529 (9-17)	vs Ole Miss 01/21/23
	.533 (8-15)	vs South Dakota State 11/16/22
	.533 (8-15)	vs Vanderbilt 01/15/20
FEWEST REBS	23	vs Missouri 02/22/20
	24	vs North Texas 11/12/19
	24	at LSU 01/08/20
	25	vs Duke 03/26/22
	25	at Texas A&M 03/07/20
FEWEST OFF REB	2	vs Missouri 02/22/20
	3	vs New Mexico State 03/19/22
	3	at LSU 01/08/20
	3	at Georgia Tech 11/25/19
	4	at Ole Miss 01/26/22
	4	vs North Texas 11/12/19
FEWEST DEF REB	15	at Florida 02/18/20
	17	vs Oklahoma 12/10/22
	17	vs Duke 03/26/22
	18	at Tennessee 02/11/20
	18	vs TCU 01/25/20
FEWEST ASSISTS	4	vs Troy 11/28/22
	6	at Tennessee 02/11/20
	7	at LSU 12/28/22
	7	vs Kansas State 11/22/21
	7	vs Missouri 01/02/21
	7	at Alabama 02/01/20
FEWEST STEALS	0	vs Texas Tech 03/21/21
	2	vs New Mexico State 03/19/22
	2	at Tennessee 01/06/21
	3	at Vanderbilt 01/14/23
	4	6x - LAST: at Baylor 01/28/23
FEWEST BLOCKS	0	at Alabama 02/12/22
	1	vs New Mexico State 03/19/22
	1	vs Texas Tech 03/21/21
	1	vs Georgia 01/09/21
	1	vs Northern Kentucky 11/30/19
	1	vs South Carolina 01/29/20
	1	vs Mississippi State 02/15/20
	1	at Florida 02/18/20
FEWEST TO	5	vs New Mexico State 03/19/22
	5	vs Northern Iowa 11/17/21
	5	vs LSU 03/04/20
	6	at Florida 02/22/22
	6	vs Mississippi State 02/05/22
	6	at Kentucky 02/09/21
	6	at Georgia 02/29/20
FOULS	6	vs Mercer 11/09/21
	10	vs Southern 12/09/20
	12	vs Oklahoma 12/10/22
	12	vs Mississippi Valley 11/25/20
	14	8x: LAST at LSU 12/28/22

OPP GAME LOWS (w/Muss at ARK):

FEWEST PTS	40	vs LSU 01/24/23
	43	vs Missouri 01/12/22
	43	vs Rice 11/05/19
	43	vs North Texas 11/12/19
	44	vs Southern 12/09/20
FEWEST FG	14	vs LSU 01/24/23
	14	vs Missouri 01/12/22
	15	vs Mississippi State 02/02/21
	15	vs Lipscomb 12/05/20
	16	vs Tennessee 02/19/22
	16	vs Rice 11/05/19
FEWEST FGA	44	vs Louisville 11/21/22
	45	vs Bradley 12/17/22
	45	vs Fordham 11/11/22
	45	vs Texas A&M 01/04/20
	46	at Florida 02/18/20

LOWEST FG%	.254 (15-59)	vs Lipscomb 12/05/20
	.259 (14-54)	vs LSU 01/24/23
	.271 (16-59)	vs Tennessee 02/19/22
	.286 (18-63)	vs Southern 12/09/20
	.286 (16-56)	vs Rice 11/05/19
	.292 (14-48)	vs Missouri 01/12/22
FEWEST 3PT FG	1	vs LSU 01/24/23
	1	vs Ole Miss 01/27/21
	1	vs Southern 12/09/20
	2	9x - LAST: vs UNC Asheville 12/21/22
FEWEST 3 FGA	7	vs Mississippi State 02/15/20
	9	vs LSU 01/24/23
	10	vs Duke 03/26/22
	11	vs Texas Southern 11/19/19
LOWEST 3 PT%	.063 (1-16)	vs Ole Miss 01/27/21
	.077 (1-13)	vs Southern 12/09/20
	.080 (2-25)	vs Rice 11/05/19
	.111 (1-9)	vs LSU 01/24/23
	.111 (2-18)	vs San Diego State 11/23/22
	.118 (2-17)	vs North Texas 11/12/19
	.125 (2-16)	vs Missouri 01/12/22
	.125 (2-16)	vs Montana 11/16/19
FEWEST FT	3	vs Alabama 02/24/21
	3	vs Mississippi Valley 11/25/20
	5	vs Elon 12/21/21
	6	vs Ole Miss 01/21/23
	6	at LSU 12/28/22
	6	vs San Jose State 12/03/22
	6	vs New Mexico State 03/19/22
	6	vs LSU 02/27/21
FEWEST FTA	3	vs Alabama 02/24/21
	6	vs Mississippi Valley 11/25/20
	9	vs Elon 12/21/21
	9	vs Oklahoma 12/10/22
	10	3x LAST vs New Mexico State 03/19/22
LOWEST FT%	.375 (3-8)	vs Alabama 02/24/21
	.462 (6-13)	vs Ole Miss 01/21/23
	.467 (7-15)	vs Central Arkansas 12/01/21
	.471 (8-17)	vs Auburn 02/08/22
	.500 (6-12)	at LSU 12/28/22
	.500 (9-18)	vs UNC Asheville 12/21/22
	.500 (12-24)	vs South Carolina 01/18/22
	.500 (6-12)	vs LSU 02/27/21
	.500 (9-18)	at Indiana 12/29/19
FEWEST REBS	21	vs Charlotte 12/01/21
	22	vs Mercer 11/09/21
	23	at Missouri 01/18/23
	23	vs Missouri 01/04/23
	26	vs West Virginia 01/29/22
	27	vs Oklahoma 12/10/22
	27	vs Elon 12/21/21
	27	vs Rice 11/05/19
FEWEST OFF REBS	4	vs Charlotte 12/01/21
	4	vs Mercer 11/09/21
	4	vs Mississippi State 02/15/20
	4	vs Vanderbilt 01/15/20
	5	7x - LAST: vs New Mexico State 03/19/22
FEWEST DEF REBS	14	vs Missouri 01/04/23
	16	at Missouri 01/18/23
	17	vs Charlotte 12/01/21
	18	vs San Jose State 12/03.22
	18	vs Mercer 11/09/21
	18	vs Baylor 03/29/21
FEWEST ASSISTS	4	vs Louisville 11/21/22
	5	at Baylor 01/28/23
	5	vs Southern 12/09/20
	6	vs LSU 01/24/23
	6	vs Florida 02/16/21
	6	at Ole Miss 01/11/20
	6	at Missouri 02/08/20
FEWEST STEALS	0	vs Vanderbilt 01/15/20
	1	vs Vermont 03/19/22
	1	vs Cincinnati 11/23/21
	1	at Kentucky 02/09/21
	1	at LSU 01/08/20
	2	vs Mississippi State 02/05/22
	2	vs LSU 02/27/21
	2	at Georgia 02/29/20
FEWEST BLKS	0	vs Fordham 11/11/22
	0	vs Hofstra 12/18/21
	0	vs Georgia 01/09/21
	0	Southern 12/09/20
	0	vs North Texas 11/12/19
	0	vs Austin Peay 12/03/19
	1	14x LAST: vs Oklahoma 12/10/22
FEWEST TO	5	at Tennessee 01/06/21
	6	vs Vermont 03/19/22
	7	vs Lipscomb 12/05/20
	8	at Baylor 01/28/23
	8	at Auburn 01/07/23
	8	vs LSU 02/27/21
FEWEST FOULS	12	at Tennessee 01/06/21
	12	vs Central Arkansas 12/12/20
	14	6x - LAST: at Georgia 02/02/22

IN HIS FIRST SEVEN YEARS AS A COLLEGIATE HEAD COACH

- » Twice led the NCAA in Free Throws Made (2016 and 2022).
- » Led the NCAA in Free Throw Attempts (2022)
- » Led the NCAA in 3-pt FG Pct Defense (2020)
- » Ranked 1st (4x) or 2nd (3x) seven times in the league in FT Made
- » Ranked 1st (5x) or 2nd (2x) seven times in the league in FT Attempts
- » 7x - Ranked among NCAA top 25 in FT Made AND FT Attempts
- » 4x - Led the league in Scoring Margin (2017, '18, '19, '21)
- » 4x - Led the league in Fewest Turnovers (2017, '18, '19, '20)
- » 3x - Led the league in Overall W-L Percentage (2017, '18, '19)
- » 3x - Led the league in Assist-To-TO Ratio (2017, '18, '19)
- » 3x - In NCAA top 20 in 3PTFG% Defense (2017, '18, '20)

OTHER TEAM HIGHLIGHTS

- » 2nd in the NCAA in Assist-To-TO Ratio (2018)
- » 2nd in the NCAA in Total Rebounds (2016)
- » 2nd in the NCAA in Free Throws Made (2021)
- » 3rd in the NCAA in Total Blocked Shots (2016)
- » 4th in the NCAA in Rebound Margin (2016)
- » 4th in the NCAA in Fewest TO Per Gm (2018)
- » 7th in the NCAA in Blocks Per Game (2016)
- » 8th in the NCAA in Total Rebounds (2022)
- » 9th in the NCAA in Scoring Margin (2019)
- » 9th in the NCAA in Turnover Margin (2020)
- » 10th in the NCAA in Total Assists (2018)

PLAYER HIGHLIGHTS

- » 6 Players in the NBA over past three years
- » 4x - Players led his league in 3-PT FG Made AND 3-PT FG Attempts
- » 3x - Player led his league in points scored
- » 4 All-Americans
(Caleb Martin 2x, Mason Jones, Moses Moody, JD Notae)
- » 19 All-Conference Honors
- » 6 All-Defensive Team Honors
- » 3 Conference Newcomers of the Year
- » 3 Conference 6th Man Award
- » 2 Conference Players of the Year
- » 2 Conference Freshman of the Year
- » 1 Conference Defensive Player of the Year

MUSSELMAN MILESTONE WINS

OVERALL

1	11/13/15	vs Coastal Carolina (Honolulu, Hawaii)	73-56
100	01/24/19	Colorado State (Reno, Nev.)	100-60
150	03/02/21	at South Carolina (Columbia, S.C.)	101-73

AT ARKANSAS

1	11/05/19	Rice (Fayetteville, Ark.)	91-43
50	11/23/21	vs Cincinnati (Kansas City, Mo.)	73-67

MUSSELMAN PLAYERS OF NOTE

CODY MARTIN

NEVADA

- Charlotte Hornets (Free Agent) • 2019-pres.
- 2x All-Mountain West (2018 and 2019)

CALEB MARTIN

NEVADA

- Hornets (2019 2nd Rd / 36th pick) • Heat 2021-pres.
- 2x First Team All-America (2018 and 2019)

JORDAN CAROLINE

NEVADA

- 3x First Team All-Mountain West (2018 and 2019)

CAM OLIVER

NEVADA

- Rockets (2021 Free Agent)
- Led Australian NBL in rebounding in 2020

JALEN HARRIS

NEVADA

- Toronto Raptors (2nd Rd / 59th pick) • 2020

ISAIAH JOE

ARKANSAS

- 76ers (2nd Rd • 49th pick) 2020-22; Thunder 2022-pres.

MASON JONES

ARKANSAS

- Rockets & 76ers (2021 Free Agent) • G League 2022-pres
- 2020 All-American & 2020 SEC Player of the Year

MOSES MOODY

ARKANSAS

- Golden State Warriors (1st Rd • 14th pick) • 2021
- 1st "one-and-done" in Arkansas history
- 2021 All-American & 2021 SEC Freshman of the Year

JD NOTAE

ARKANSAS

- 2021 Bleacher Report's National & SEC 6th Man of the Year
- 2022 All-American and consensus 1st team All-SEC

JAYLIN WILLIAMS

ARKANSAS

- OKC Thunder (2nd Rd • 34th pick)
- 1st team All-SEC / Defensive All-SEC

BEST WINNING PERCENTAGE

active NCAA Division I head coaches
(min 5 yrs • Division I wins - Thru Jan. 29)

1	Mark Few, Gonzaga	675-133	.835	24 yrs
2	Bill Self, Kansas	776-233	.769	30 yrs
3	John Calipari, Kentucky	782-246	.761	31 yrs
4	Brian Dutcher, San Diego St.	136-44	.756	6 yrs
5	Chris Jans, Mississippi State	156-52	.750	7 yrs
6	ERIC MUSSELMAN, ARKANSAS	197-69	.741	8 yrs
7	Thad Matta, Butler	450-166	.731	18 yrs
8	Tony Bennett, Virginia	401-153	.724	17 yrs
9	Bruce Pearl, Auburn	630-248	.718	28 yrs
10	Tom Izzo, Michigan State	680-274	.712	28 yrs



MUSSELMAN RECORD • POINTS SCORED

Scoring Below 50 Points:	0-0
- At Arkansas	0-0
Home:	0-0
Away:	0-0
Neutral:	0-0
Scoring 50-59 Points:	1-11
- At Arkansas:	1-3
Home:	0-1
Away:	0-8
Neutral:	1-2
Scoring 60-69 Points:	23-22
- At Arkansas	15-11
Home:	14-5
Away:	5-11
Neutral:	4-6
Scoring 70-79 Points:	71-24
- At Arkansas	33-13
Home:	41-5
Away:	15-14
Neutral:	15-5
Scoring 80-89 Points:	64-7
- At Arkansas	22-5
Home:	37-0
Away:	16-4
Neutral:	11-3
Scoring 90-99 Points:	26-1
- At Arkansas	11-0
Home:	16-0
Away:	9-1
Neutral:	1-0
Scoring 100 or More Points:	11-1
- At Arkansas	3-0
Home:	7-0
Away:	3-1
Neutral:	1-0

MUSSELMAN RECORD • POINTS ALLOWED

Opponent Scores Below 50 Points:	12-0
- At Arkansas	10-0
Home:	10-0
Away:	1-0
Neutral:	1-0
Opponent Scores 50-59 Points:	39-1
- At Arkansas	21-0
Home:	27-1
Away:	9-0
Neutral:	3-0
Opponent Scores 60-69 Points:	72-9
- At Arkansas	28-3
Home:	44-0
Away:	12-5
Neutral:	16-4
Opponent Scores 70-79 Points:	54-24
- At Arkansas	22-14
Home:	28-6
Away:	16-14
Neutral:	10-4
Opponent Scores 80-89 Points:	18-22
- At Arkansas	5-12
Home:	7-4
Away:	8-13
Neutral:	3-5
Opponent Scores 90-99 Points:	2-8
- At Arkansas	1-5
Home:	2-2
Away:	0-4
Neutral:	0-2
Opponent Scores 100 or More Points:	1-2
- At Arkansas	0-0
Home:	0-0
Away:	1-2
Neutral:	0-0

0 ANTHONY BLACK

G | Fr. | 6-7 | 198 | Duncanville, Texas | Duncanville HS

@AnthonyBlack24_

@xanthonyblack

Including 2022-23, has **FOUR** years of collegiate eligibility
Major: TBA (Arts & Sciences)
Born on Jan. 20, 2004 in Las Colinas, Texas
The son of Terry and Jennifer Black



- Was listed as the **#1** high school point guard in the nation by 247Sports
- Member of gold-medal-winning **USA Basketball Men's U18 National Team** for the 2022 FIBA Americas U18 Championship (Tijuana, Mexico) and member of **USA Basketball's 2022 USA Nike Hoop Summit Team**
- Played in the **McDonald's All-American** and **Iverson Classic** games ... **MaxPreps All-American** (HM)

- Named the **CBS Sports/USBWA National Freshman of the Week (Nov. 22)** for his early-season play through Louisville at Maui
- Named **SEC co-Freshman of the Week (Nov. 28)** for his play at Maui
- **1 of 2 PLAYERS IN THE SEC TOP 25 IN: Scoring • Rebounding • Assists • Steals** (with Mizzou's Kobe Brown)
BLACK: • 6th in assists (3.9) • 8th in steals (1.8) • 20th in scoring (12.5) • 23rd in rebs (5.3)
- **SECOND IN THE SEC IN MINUTES: (34:45)** ... Has played all 40 minutes in regulation twice times and all 20 minutes of a half 11 times.

2022-23 HIGHLIGHTS:

- Named to the 5-man Maui Jim **MAUI INVITATIONAL ALL-TOURNAMENT TEAM** as well as being named **SEC co-FRESHMAN OF THE WEEK...** Led all scorers (22.3 ppg) at Maui ... **Versus Louisville, scored a season-high 26 points** (9-of-11 FG; 3-5 3PT and 5-of-5 FT) with a **season-high six assists** ... **Versus Creighton, matched his season-high with 26 points** (10-of-18 FG; 1-3 3PT and 5-of-6 FT) with six assists and leading the team with six rebounds ... Added 15 points **versus San Diego State**, making **career highs in FT (9) and FTA (10)**.
- TROY: Played all 40 minutes and recorded a season-high 8 rebounds, while scoring 14 points.
- BRADLEY: Attempted a season-high 11 free throws (making seven) and led the team in assists (4) and blocked shots (2).
- @ LSU: Played all 40 minutes and stuffed the stat sheet with seven points, eight rebounds and four assists with just two turnovers.
- @ AUBURN: Scored a game-high 23 points, going 13-of-16 at the free throw line ... **The 13 FT made is the most by an SEC player in a game this season** and 16 attempts is second-most ... Added seven rebounds and four assists.
- @ MISSOURI: Nearly recorded a triple-double with 15 points, eight rebounds and a then career-high seven assists ... Added two steals and a blocked shot ... **Eight rebounds tied his season high**.
- OLE MISS: Led Arkansas with 17 points and posted **career highs in assists (8) and steals (5)** ... Scored 11 of the 17 and had four of his five steals in the second half as Arkansas grabbed a 21-point lead.
- LSU: **Tied his career high making 3 3-pointers** (3-of-5) to score 14 points with seven rebounds, three assists and three steals.
- @ BAYLOR: Despite an early knee injury, gutted out a 7-point, 6-rebound, 3-assist performance.



NATIONAL RECRUITING RANKINGS

- **#8** on the SI99 All-American list
- **247Sports** ★★★★★ **#14** nation **#1 PG**
- **ESPN** ★★★★★ **#15** nation **#8 SF**
- **247Composite** ★★★★★ **#17** nation **#2 PG**
- **Rivals** ★★★★★ **#19** nation **#5 SG**

- Led ARK in Pts: 5
- Led ARK in Rebs: 1
- Led ARK in Assists: 14
- Led ARK in Steals: 8
- Led ARK in Blocked Shots: 3
- Double-figure Pts: 13
- Double-figure Rebs: 0
- 20-pt gms - 30-pt gms: 3 - 0
- Gms with a 3PT Made: 12
- Gms with 3+ 3PT Made: 2
- Gms with 3+ Assists: 16
- Gms with 3+ Steals: 4
- Gms with 3+ Blks: 0
- Gms with 5+ Rebs: 12

ANTHONY BLACK 2022-23 GAME STATS

Opponent	Date	GS	Min	FG	FGA	Pct	3FG	3A	Pct	FT	FTA	Pct	O	D	Tot	Avg	PF	FO	A	TO	Blk	Stl	Pts	Avg	
NORTH DAKOTA ST.	11/07/22	*	30	1	7	.143	0	0	.000	1	2	.500	0	7	7	7.0	3	0	3	2	1	3	3	3.0	
FORDHAM	11/11/22	*	24	3	8	.375	1	6	.167	3	4	.750	2	4	6	6.5	2	0	0	4	1	2	10	6.5	
SOUTH DAKOTA ST.	11/16/22	*	30	2	3	.667	1	2	.500	0	0	.000	1	4	5	6.0	1	0	5	2	0	4	5	6.0	
vs Louisville	11/21/22	*	35	9	11	.818	3	5	.600	5	5	1.000	1	2	3	5.3	3	0	6	4	0	2	26	11.0	
vs Creighton	11/22/22	*	38	10	18	.556	1	3	.333	5	7	.714	3	3	6	5.4	3	0	6	3	0	2	26	14.0	
vs San Diego St.	11/23/22	*	39	3	11	.273	0	2	.000	9	10	.900	1	4	5	5.3	2	0	1	4	0	1	15	14.2	
TROY	11/28/22	*	40	5	8	.625	2	4	.500	2	4	.500	1	7	8	5.7	1	0	3	3	1	2	14	14.1	
SAN JOSE ST.	12/03/22	*	32	3	5	.600	1	1	1.000	1	1	1.000	1	3	4	5.5	2	0	6	2	0	0	8	13.4	
UNC GREENSBORO	12/06/22	*	33	4	8	.500	2	4	.500	1	3	.333	1	4	5	5.4	3	0	2	1	1	0	11	13.1	
vs Oklahoma	12/10/22	*	35	4	4	1.000	0	0	.000	0	0	.000	1	3	4	5.3	1	0	5	5	1	2	8	12.6	
vs Bradley	12/17/22	*	38	4	7	.571	0	1	.000	7	11	.636	1	2	3	5.1	1	0	4	2	2	2	15	12.8	
UNC ASHEVILLE	12/21/22	*	25	2	7	.286	2	5	.400	4	6	.667	0	3	3	4.9	3	0	3	2	0	2	10	12.6	
at LSU	12/28/22	*	40	3	8	.375	0	3	.000	1	2	.500	4	4	8	5.2	1	0	4	2	0	1	7	12.2	
MISSOURI	01/04/23	*	40	2	7	.286	1	4	.250	1	2	.500	0	2	2	4.9	1	0	5	4	1	1	6	11.7	
at Auburn	01/07/23	*	30	5	11	.455	0	3	.000	13	16	.813	3	4	7	5.1	4	0	4	4	1	1	23	12.5	
ALABAMA	01/11/23	*	33	2	12	.167	0	3	.000	1	5	.200	2	3	5	5.1	5	1	1	4	0	1	5	12.0	
at Vanderbilt	01/14/23	*	39	7	15	.467	2	4	.500	2	4	.500	2	4	6	5.1	3	0	3	4	1	0	18	12.4	
at Missouri	01/18/23	*	39	4	9	.444	1	3	.333	6	6	1.000	2	6	8	5.3	3	0	7	5	1	2	15	12.5	
OLE MISS	01/21/23	*	37	7	17	.412	0	1	.000	3	6	.500	1	2	3	5.2	3	0	8	2	0	5	17	12.7	
LSU	01/24/23	*	37	3	9	.333	3	5	.600	5	6	.833	2	5	7	5.3	3	0	3	3	0	3	14	12.8	
at Baylor	01/28/23	*	36	3	7	.429	0	2	.000	1	1	1.000	1	5	6	5.3	0	0	3	2	0	1	7	12.5	
Totals			21	730	86	192	.448	20	61	.328	71	101	.703	30	81	111	5.3	48	1	82	64	11	37	263	12.5

BLACKS' PERSONAL BESTS

- POINTS**
Season: 26 (2x) LAST vs Creighton (11/22/22)
SEC: 23 at Auburn (01/07/23)
- FG MADE**
Season: 10 vs Creighton (11/22/22)
SEC: 7 at Vanderbilt (01/14/23)
- FG ATTEMPTED**
Season: 18 vs Creighton (11/22/22)
SEC: 17 vs Ole Miss (01/21/23)
- 3-POINT FG MADE**
Season: 3 (2x) vs LSU (01/24/23)
SEC: 3 vs LSU (01/24/23)
- 3-PT FG ATTEMPTS**
Season: 6 vs Fordham (11/11/22)
SEC: 5 vs LSU (01/24/23)
- FT MADE**
Season: 13 at Auburn (01/07/23)
SEC: 13 at Auburn (01/07/23)
- FT ATTEMPTED**
Season: 16 at Auburn (01/07/23)
SEC: 16 at Auburn (01/07/23)
- REBOUNDS**
Season: 8 (3x) LAST at Missouri (01/18/23)
SEC: 8 (2x) LAST at Missouri (01/18/23)
- ASSISTS**
Season: 8 vs Ole Miss (01/21/23)
SEC: 8 vs Ole Miss (01/21/23)
- STEALS**
Season: 5 vs Ole Miss (01/21/23)
SEC: 5 vs Ole Miss (01/21/23)
- BLOCKED SHOTS**
Season: 2 vs Bradley (12/17/22)
SEC: 1 (4x) LAST at Missouri (01/18/23)
- MINUTES**
Season: 40:00 (2x) LAST vs LSU (12/28/22)
SEC: 40:00 at LSU (12/28/22)

ANTHONY BLACK CAREER STATISTICS

Year	GP	GS	Min	Avg	FG	FGA	Pct	3FG	3FGA	Pct	FT	FTA	Pct	Off	Def	Tot	Avg	PF	FO	Ast	TO	Blk	Stl	Pts	Avg
2022-23	21	21	730	34.8	86	192	.448	20	61	.328	71	101	.703	30	81	111	5.3	48	1	82	64	11	37	263	12.5

1 RICKY COUNCIL IV

G | Jr. | 6-6 | 205 | Durham, N.C. | Southern Durham HS / Wichita State

@rickythe4th
@c4_hoops

Including 2022-23, has **THREE** years of collegiate eligibility
Major: Recreation & Sport Management
Born on Aug. 3, 2001 in Durham, N.C.
The son of Rick and Ruth Council - has 2 older brothers, Ricky II & Ricky III



DOUBLE-DOUBLES (2)

SOPHOMORE (at WSU) (2)
02/02/22 • TULANE 12 pts 15 reb
02/20/22 • HOUSTON 17 Pts 10 reb



• Named the to Midseason USBWA Oscar Robertson Trophy Watch List, awarded to the National Player of the Year.

- Has led Arkansas in scoring a team-best eight times ... Has scored in double digits in 19 of 21 games
- IN THE SEC: 1st in Minutes (34:55) • 2ND IN SCORING (17.2) • 2ND IN FG MADE (127) • 3rd in FT Made (84)
- SEC PLAYER OF THE WEEK (Dec. 5) ... Averaged 22.0 points (70% FG and 8-8 FT) in wins over Troy & San Jose State
- SEC MINUTES LEADER: Has played all 40 minutes in regulation four times and all 20 minutes of a half 17 times.

2022-23 HIGHLIGHTS:

- FORDHAM: Led the team in scoring (15 points) ... For the first time in his career, saw action at point guard and responded with a **career-high seven assists**.
- LOUISVILLE: Had 15 points while **tying his career high with four steals and making 3 3-pointers**.
- CREIGHTON: Scored a season-high 24 points, attempting a career-high 19 shots, while playing all 40 minutes.
- SAN DIEGO STATE: Played 41:03 in the overtime win ... Scored 18 of his 19 points after halftime, including five of the Hogs' 1 overtime points.
- **SEC PLAYER OF THE WEEK (Dec. 5):** Versus Troy, scored a **game-high 27 (also his second-best career effort)** ... Had 19 points in the second half as Arkansas erased a two-point halftime deficit ... **Scored 11 points in a decisive 17-0 run** (all told, scored 13 in a 19-3 run to end the game) ... Made a career-high 12 field goals ... **Versus San Jose State**, scored 17 points and only missed one shot attempt (5-of-6 FG; 1-1 3 PT, 6-6 FT) ... Up three with 17:27 left, Arkansas went on a 23-7 runs with Council scoring all 10 of his second-half points ... Added three steals.
- OKLAHOMA: Scored a game-high 26 points - with three highlight reel dunks - and tied for the team lead with five assists.
- MISSOURI: Had a **season-high seven rebounds** and scored a game-high 25 points - **21 in the second half**.
- @ VANDY: Scored a game-best 24 points (**tying a career and season-high with 3 3-pointers**) ... Added two steals.
- @ MISSOURI: Scored 13 points (4-of-4 at the line) and led the team with three steals.
- LSU: **Tied his career-high with seven assists**, including five in the first half and two in the second half on alley-ops ... Only had 11 rebounds in his previous five game but grabbed six versus the Tigers.
- @ BAYLOR: Scored a game-high 25 points (10-of-17 FG) with 14 in the first half and 11 in the second



- Led his team in Pts (ARK): 21 (8)
- Led his team in Rebs (ARK): 7 (0)
- Led his team in Assists (ARK): 6 (4)
- Double-figure Pts (ARK): 41 (19)
- Double-figure Rebs (ARK): 2 (0)
- Double-Doubles (ARK): 2 (0)
- 20-pt gms (ARK): 11 (7)
- 30-pt or more gms (ARK): 1 (0)
- Gms with a 3PT Made (ARK): 42 (15)
- Gms with 3+ 3PT Made (ARK): 5 (2)
- Gms with 3+ Assists (ARK): 14 (6)
- Gms with 3+ Blks (ARK): 0 (0)
- Gms with 3+ Steals (ARK): 9 (4)
- Gms with 5+ Rebs (ARK): 27 (3)

COUNCIL'S PERSONAL BESTS

POINTS
Season: 27 vs Troy (11/28/22)
Career: 31 vs UCF (01/26/22)
SEC: 25 vs Missouri (01/04/23)

FG MADE
Season: 12 vs Troy (11/28/22)
Career: 12 vs Troy (11/28/22)
SEC: 8 at Vanderbilt (01/14/23)

FG ATTEMPTED
Season: 19 (2x) LAST at LSU (12/28/22)
Career: 19 vs Creighton (11/22/22)
SEC: 19 at LSU (12/28/22)

3-POINT FG MADE
Season: 3 (2x) LAST at Vanderbilt (01/14/23)
Career: 3 (5x) LAST at Vanderbilt (01/14/23)
SEC: 3 at Vanderbilt (01/14/23)

3-PT FG ATTEMPTS
Season: 7 (2x) LAST vs Missouri (01/04/23)
Career: 7 (4x) LAST vs Missouri (01/04/23)
SEC: 7 vs Missouri (01/04/23)

FT MADE
Season: 11 vs Missouri (01/04/23)
Career: 16 vs UCF (01/26/22)
SEC: 11 vs Missouri (01/04/23)

FT ATTEMPTED
Season: 13 vs Missouri (01/04/23)
Career: 20 vs UCF (01/26/22)
SEC: 13 vs Missouri (01/04/23)

REBOUNDS
Season: 7 vs Missouri (01/04/23)
Career: 15 vs Tulane (01/12/22)
SEC: 7 vs Missouri (01/04/23)

ASSISTS
Season: 7 (2x) LAST vs LSU (01/24/23)
Career: 7 (2x) LAST vs LSU (01/24/23)
SEC: 3 vs Alabama (01/11/23)

STEALS
Season: 4 vs Louisville (11/21/22)
Career: 4 (2x) LAST vs Louisville (11/21/22)
SEC: 3 (2x) LAST at Missouri (01/18/23)

BLOCKED SHOTS
Season: 1 (4x) LAST at Auburn (01/07/23)
Career: 2 (2x) last at Tulane (01/29/22)
SEC: 1 (2x) LAST at Auburn (01/07/23)

MINUTES
Season: 41:03 vs San Diego State (11/23/22)
Career: 48:16 Houston (02/20/22)
SEC: 40 (2x) at Vanderbilt (01/14/23)

Opponent	Date	GS	Min	FG	FGA	Pct	3FG	3A	Pct	FT	FTA	Pct	O	D	Tot	Avg	PF	FO	A	TO	Blk	Stl	Pts	Avg
NORTH DAKOTA ST.	11/07/22	*	36	9	14	.643	1	2	.500	3	6	.500	1	2	3	3.0	1	0	2	1	1	1	22	22.0
FORDHAM	11/11/22	*	37	5	12	.417	1	3	.333	4	4	1.000	1	3	4	3.5	2	0	7	2	0	2	15	18.5
SOUTH DAKOTA ST.	11/16/22	*	30	8	12	.667	1	4	.250	2	3	.667	0	2	2	3.0	2	0	2	3	1	1	19	18.7
vs Louisville	11/21/22	*	35	6	13	.462	3	7	.429	0	0	.000	1	2	3	3.0	1	0	3	4	0	4	15	17.8
vs Creighton	11/22/22	*	40	9	19	.474	2	6	.333	4	4	1.000	1	2	3	3.0	3	0	3	1	0	2	24	19.0
vs San Diego St.	11/23/22	*	41	6	19	.316	0	3	.000	7	11	.636	1	2	3	3.0	3	0	4	3	0	2	19	19.0
TROY	11/28/22	*	39	12	18	.667	1	4	.250	2	2	1.000	2	1	3	3.0	2	0	0	2	0	1	27	20.1
SAN JOSE ST.	12/03/22	*	26	5	6	.833	1	1	1.000	6	6	1.000	0	3	3	3.0	1	0	1	3	0	3	17	19.8
UNC GREENSBORO	12/06/22	*	37	1	7	.143	0	3	.000	6	6	1.000	0	3	3	3.0	3	0	2	3	0	0	8	18.4
vs Oklahoma	12/10/22	*	40	10	15	.667	1	2	.500	5	7	.714	0	2	2	2.9	1	0	5	1	0	1	26	19.2
vs Bradley	12/17/22	*	36	4	10	.400	1	3	.333	7	8	.875	0	2	2	2.8	2	0	2	2	0	2	16	18.9
UNC ASHEVILLE	12/21/22	*	25	5	10	.500	0	1	.000	2	2	1.000	1	1	2	2.8	2	0	2	1	0	1	12	18.3
at LSU	12/28/22	*	40	5	19	.263	1	5	.200	2	5	.400	4	2	6	3.0	1	0	0	2	0	3	13	17.9
MISSOURI	01/04/23	*	31	6	15	.400	2	7	.286	11	13	.846	2	5	7	3.3	1	0	1	5	1	0	25	18.4
at Auburn	01/07/23	*	37	5	15	.333	2	6	.333	2	2	1.000	1	1	2	3.2	1	0	1	3	1	0	14	18.1
ALABAMA	01/11/23	*	36	4	10	.400	0	2	.000	7	9	.778	0	2	2	3.1	1	0	3	5	0	1	15	17.9
at Vanderbilt	01/14/23	*	40	8	12	.667	3	6	.500	5	7	.714	3	0	3	3.1	4	0	1	1	0	2	24	18.3
at Missouri	01/18/23	*	29	4	11	.364	1	4	.250	4	4	1.000	3	0	3	3.1	4	0	1	3	0	3	13	18.0
OLE MISS	01/21/23	*	19	1	6	.167	0	3	.000	0	0	.000	0	1	1	3.0	0	0	0	3	0	1	2	17.2
LSU	01/24/23	*	40	4	13	.308	0	3	.000	2	3	.667	0	6	6	3.2	0	0	7	1	0	1	10	16.8
at Baylor	01/28/23	*	39	10	17	.588	2	4	.500	3	3	1.000	1	0	1	3.0	2	0	2	1	0	0	25	17.2
Totals			20	733	127	273	.465	23	79	.291	84	105	.800	22	42	64	3.0	37	0	49	50	4	31	17.2

RICKY COUNCIL IV CAREER STATISTICS

Year	GP	GS	Min	Avg	FG	FGA	Pct	3FG	3FGA	Pct	FT	FTA	Pct	Off	Def	Tot	Avg	PF	FO	Ast	TO	Blk	Stl	Pts	Avg
2020-21 (WSU)	21	1	327	15.6	51	121	.422	12	27	.444	35	55	.636	16	56	72	3.4	18	0	20	23	3	6	149	7.1
2021-22 (WSU)	28	8	744	26.6	110	252	.437	26	85	.306	90	106	.849	36	115	151	5.4	38	2	45	60	14	32	336	12.0
2022-23 (ARK)	21	20	733	34.9	127	273	.465	23	79	.291	84	105	.800	22	42	64	3.0	37	0	49	50	4	31	361	17.2
CAREER	70	29	1804	25.8	288	646	.446	61	191	.319	209	266	.786	74	213	287	4.1	93	2	114	133	21	69	846	12.1

2

TREVON BRAZILE

F | So. (3) | 6-10 | 212 | Springfield, Mo. | Kickapoo HS / Missouri

@trevonbrazile2

@thetrevonbrazile

Including 2022-23, has **THREE** years of collegiate eligibility

Major: Communications

Born on Jan. 7, 2002 in Springfield, Mo.

The son of Phillip Brazile and Melissa Baldwin



DOUBLE-DOUBLES (2)


SOPHOMORE (at ARK)	(2)
11/07/22 • NORTH DAKOTA STATE	21 pts 12 reb
11/16/22 • SOUTH DAKOTA STATE	13 pts 10 reb

Trevon Brazile (*pronounced Trev-In "Brazil"*) played his freshman season (2021-22) at Missouri and has three remaining years of eligibility ... Ranked third in the SEC (47th in the NCAA) in blocked shots (1.92 avg).

- Suffered a season-ending knee (ACL) injury in the first half of the UNC Greensboro game.

2022-23 HIGHLIGHTS:

- NORTH DAKOTA STATE: In the season opener, recorded his **first career double-double** with a then career-high 21 points and a **career-high 12 rebounds** ... Was 7-of-14 FG and made a **career-high 3-of-6 3PT** ... Was also 4-of-5 FT.
- SOUTH DAKOTA STATE: Posted his **second career double-double** with 13 points (5-9 FG • 1-1 3PT • 2-2 FT) and 10 rebounds.
- CREIGHTON: Scored 17 making a career-high seven FG with a season-high three blocked shots.
- SAN DIEGO STATE: **For the first time in his career, led his team in scoring, pumping in 20** with nine rebounds ... For the third time this season, **tied his career high** with three 3's made ... Also played a **career-high 40:05 minutes** ... **Scored 18 of his 20 after halftime**, including 16 in the second half (4-of-7 FG • 3-of-4 3PT • 5-of-6 FT) ... **Tied his career high with two steals, one coming with Arkansas down two with seven seconds left** to set-up the game-tying basket.
- SAN JOSE STATE: For the second time in his career, led his team in scoring with a **career-high 23 points** ... Was 8-of-9 from the field (1-2 3PT) and 6-of-8 FT with five rebounds, two assists and two blocked shots ... Also had career highs in FG made (8) and FT made (6).



- Led his team in Pts (ARK): 2 (2)
- Led his team/ARK in Rebs: 12 (5)
- Led his team/ARK in Blk Shots: 25 (5)
- Double-figure Pts (ARK): 9 (4)
- Double-figure Rebs (ARK): 3 (2)
- 20-pt gms – 30-pt gms: (ARK)..... 3 (2) - 0
- Gms with a 3PT Made (ARK): 15 (5)
- Gms with 3+ 3PT Made (ARK): 3 (3)
- Gms with 3+ Blks (ARK): 6 (1)
- Gms with 5+ Rebs (ARK): 20 (6)

BRAZILE'S PERSONAL BESTS

POINTS

Season: 23	vs San Jose State (12/03/22)
Career: 23	vs San Jose State (12/03/22)
SEC: 11	at LSU (02/26/22)

FG MADE

Season: 8	vs San Jose State (12/03/22)
Career: 8	vs San Jose State (12/03/22)
SEC: 5	at LSU (02/26/22)

FG ATTEMPTED

Season: 14 (3x)	LAST vs San Diego State (11/23/22)
Career: 14 (2x)	LAST vs San Diego St (11/23/22)
SEC: 9	at LSU (02/26/22)

3-POINT FG MADE

Season: 3 (3x)	LAST vs San Diego State (11/23/22)
Career: 3 (3x)	LAST vs San Diego St (11/23/22)
SEC: 1 (7x)	vs Georgia (03/05/22)

3-PT FG ATTEMPTS

Season: 8	vs San Diego State (11/23/22)
Career: 8	vs San Diego State (11/23/22)
SEC: 2	at Georgia (02/02/22)

FT MADE

Season: 6	vs San Jose State (12/03/22)
Career: 6	vs San Jose State (12/03/22)
SEC: 3	vs Tennessee (02/22/22)

FT ATTEMPTED

Season: 8 (2x)	LAST vs San Jose State (12/03/22)
SEC: 8 (2x)	LAST vs San Jose St (12/03/22)
Career: 7	vs Ole Miss (03/09/22)

REBOUNDS

Season: 12	vs North Dakota State (11/07/22)
Career: 12	vs North Dakota State (11/07/22)
SEC: 10	vs Georgia (03/05/22)

ASSISTS

Season: 2	vs San Jose State (12/03/22)
Career: 3	vs Alabama (01/08/22)
SEC: 3	vs Alabama (01/08/22)

STEALS

Season: 2 (2x)	LAST vs Troy (11/28/22)
Career: 2 (5x)	LAST vs Troy (11/28/22)
SEC: 2	vs Texas A&M (01/15/22)

BLOCKED SHOTS

Season: 3	vs Creighton (11/22/22)
Career: 6	vs Illinois (12/22/21)
SEC: 4 (2x)	vs Georgia (03/05/22)

MINUTES

Season: 40:05	vs San Diego State (11/23/22)
Career: 40:05	vs San Diego State (11/23/22)
SEC: 28:23	at LSU (02/26/22)

TREVON BRAZILE 2022-23 GAME STATS

Opponent	Date	GS	Min	FG	FGA	Pct	3FG	3A	Pct	FT	FTA	Pct	O	D	Tot	Avg	PF	FO	A	TO	Blk	Stl	Pts	Avg
NORTH DAKOTA ST.	11/07/22	32	7	14	.500	3	6	.500	4	5	.800	1	11	12	12.0	2	0	1	2	1	0	21	21.0	
FORDHAM	11/11/22	32	3	7	.429	0	2	.000	2	3	.667	4	4	8	10.0	3	0	1	2	1	1	8	14.5	
SOUTH DAKOTA ST.	11/16/22	29	5	9	.556	1	1	1.000	2	2	1.000	2	8	10	10.0	3	0	2	4	2	1	13	14.0	
vs Louisville	11/21/22	14	0	2	.000	0	2	.000	1	2	.500	0	2	2	8.0	3	0	0	2	0	1	1	10.8	
vs Creighton	11/22/22	32	7	14	.500	3	5	.600	0	1	.000	1	5	6	7.6	5	1	2	1	3	1	17	12.0	
vs San Diego St.	11/23/22	40	6	14	.429	3	8	.375	5	8	.625	0	9	9	7.8	3	0	0	1	0	2	20	13.3	
TROY	11/28/22	25	1	5	.200	0	2	.000	1	2	.500	0	0	0	6.7	2	0	1	5	0	2	3	11.9	
SAN JOSE ST.	12/03/22	30	8	9	.889	1	2	.500	6	8	.750	0	5	5	6.5	2	0	2	2	2	1	23	13.3	
UNC GREENSBORO	12/06/22	9	0	3	.000	0	1	.000	0	0	.000	1	1	2	6.0	0	0	0	1	2	0	0	11.8	
vs Oklahoma	12/10/22	DNP-Inj																						
vs Bradley	12/17/22	DNP-Inj																						
UNC ASHEVILLE	12/21/22	DNP-Inj																						
at LSU	12/28/22	DNP-Inj																						
MISSOURI	01/04/23	DNP-Inj																						
at Auburn	01/07/23	DNP-Inj																						
ALABAMA	01/11/23	DNP-Inj																						
at Vanderbilt	01/14/23	DNP-Inj																						
at Missouri	01/18/23	DNP-Inj																						
OLE MISS	01/21/23	DNP-Inj																						
LSU	01/24/23	DNP-Inj																						
at Baylor	01/28/23	DNP-Inj																						
Totals		0	243	37	77	.481	11	29	.379	21	31	.677	9	45	54	6.0	23	1	9	20	11	9	106	11.8

TREVON BRAZILE CAREER STATISTICS

Year	GP	GS	Min	Avg	FG	FGA	Pct	3FG	3FGA	Pct	FT	FTA	Pct	Off	Def	Tot	Avg	PF	FO	Asst	TO	Blk	Stl	Pts	Avg
2021-22 (MISSOURI)	24	22	507	21.1	57	105	.543	10	31	.323	27	46	.587	28	92	120	5.0	30	0	18	27	46	10	151	6.3
2022-23 (ARK)	9	0	243	27.0	37	77	.481	11	29	.379	21	31	.677	9	45	54	6.0	23	1	9	20	11	9	106	11.8
CAREER	33	22	750	22.7	94	182	.516	21	60	.350	48	77	.623	37	137	174	5.3	53	1	27	47	57	10	257	7.8

3

NICK SMITH JR.

G | Fr. | 6-5 | 185 | Jacksonville, Ark. | North Little Rock HS

@ntsmith1402

@lif3nick

Including 2022-23, has **FOUR** years of collegiate eligibility
Major: Recreation a& Sport Management
Born on April 18, 2004 in Jacksonville, Ark.
The son of Nicholas Sr. and Candace Smith

**SMITH'S PRESEASON HONORS**

- John R. Wooden Award Preseason Watch List
- NABC Division I Player of the Year Watch List
- Jersey Mike's Naismith Trophy Men's Player of the Year Preseason Watch List
- Jerry West Award Watch List

- All-American: 2nd team (CBSsports.com) - 3rd team (Sporting News) - 4th team (Blue Ribbon Magazine)
- National Newcomer of the Year (Blue Ribbon Magazine)
- National Freshman of the Year (CBSports.com)
- Jay Bilas Preseason Freshman All-America Team (ESPN.com)
- #1 on ESPN.com national Impact Newcomer list
- #2 on national Impact Freshmen lists by Andy Katz/NCAA.com and CBSsports.com
- SEC Freshman of the Year: CBSsports.com and Blue Ribbon Magazine
- First Team All-SEC: SEC media - SEC coaches - Blue Ribbon Magazine

2022 USA TODAY National High School Boy's Basketball Player of the Year

- The **overall top rated high school prospect by 247Sports** and consensus top-3 player in the country
- *Top rated combo guard in the nation (247Sports)* - *Top rated point guard in the nation (Rivals)* - *Top rated shooting guard in the nation (ESPN)*
- Played in the **McDonald's All-American** and was co-MVP at the **Jordan Brand Classic** 27 points (5-of-7 3PT)
- 1 of the top 3-highest rated players to ever sign with Arkansas trailing Corliss Williamson (ranked #1 or #2 by all the recruiting services) and Al Jefferson (ranked #3 by 247Sports and #4 by Rivals in 2004).

- Named the **CBS Sports/USBWA National Freshman of the Week (Dec. 13)** and **Dick Vitale's "Diaper Dandy" Star of the Week (Dec. 12)**
- Named **SEC co-Freshman of the Week (Dec. 12)**

2022-23 HIGHLIGHTS:

- TROY: After missing the first six games due to injury, saw his first official collegiate action (playing on the condition of minutes restriction) ... Checked in at 14:08 and played six full minutes but did not re-enter the game.
- SAN JOSE STATE: In his first meaningful action (and start), scored 16 points (3-of-5 3PT) with five assists and zero turnovers.
- Named **SEC co-FRESHMAN OF THE WEEK** • **CBS/USBWA NATIONAL FRESHMAN OF THE WEEK** • **DICK VITALE "DIAPER DANDY" STAR OF THE WEEK** ... Scored 22 of Arkansas' 65 points (34%) versus **UNC Greensboro**, including 16 in the second half in the come-from-behind win ... Was 9-of-11 at the line and led the team with three assists ... Had a steal and old-fashion 3-point play late in the game to propel the Hogs to the win ... **Versus Oklahoma**, scored 21 points, including 11 in the second half as Arkansas outscored the Sooners 45-38 ... All 11 of his second-half points came in a 26-15 run as the Hogs went from up five to up 14.


NICK SMITH JR. 2022-23 GAME STATS

Opponent	Date	GS	Min	FG	FGA	Pct	3FG	3A	Pct	FT	FTA	Pct	O	D	Tot	Avg	PF	FO	A	TO	Blk	Stl	Pts	Avg
NORTH DAKOTA ST.	11/07/22	DNP-Inj																						
FORDHAM	11/11/22	DNP-Inj																						
SOUTH DAKOTA ST.	11/16/22	DNP-Inj																						
vs Louisville	11/21/22	DNP-Inj																						
vs Creighton	11/22/22	DNP-Inj																						
vs San Diego St.	11/23/22	DNP-Inj																						
TROY	11/28/22		6	0	2	.000	0	1	.000	0	0	.000	1	0	1	1.0	0	0	0	0	0	0	0	0.0
SAN JOSE ST.	12/03/22	*	24	6	14	.429	3	5	.600	1	2	.500	0	1	1	1.0	1	0	5	0	0	0	16	8.0
UNC GREENSBORO	12/06/22	*	39	6	14	.429	1	5	.200	9	11	.818	0	4	4	2.0	1	0	3	2	1	1	22	12.7
vs Oklahoma	12/10/22	*	30	8	16	.500	1	5	.200	4	4	1.000	0	2	2	2.0	3	0	1	2	0	1	21	14.8
vs Bradley	12/17/22	*	21	1	8	.125	1	4	.250	2	2	1.000	1	0	1	1.8	1	0	0	2	0	1	5	12.8
UNC ASHEVILLE	12/21/22	DNP-Inj																						
at LSU	12/28/22	DNP-Inj																						
MISSOURI	01/04/23	DNP-Inj																						
at Auburn	01/07/23	DNP-Inj																						
ALABAMA	01/11/23	DNP-Inj																						
at Vanderbilt	01/14/23	DNP-Inj																						
at Missouri	01/18/23	DNP-Inj																						
OLE MISS	01/21/23	DNP-Inj																						
at Baylor	01/24/23	DNP-Inj																						
at Baylor	01/28/23	DNP-Inj																						
Totals			4	120			21	54	.389	6	20	.300	16	19	.842	2	7	9	1.8	6	0	9	64	12.8

NICK SMITH JR. CAREER STATISTICS

Year	GP	GS	Min	Avg	FG	FGA	Pct	3FG	3FGA	Pct	FT	FTA	Pct	Off	Def	Tot	Avg	PF	FO	Ast	TO	Blk	Stl	Pts	Avg
2022-23	5	4	120	24.0	21	54	.389	6	20	.300	16	19	.842	2	7	9	1.8	6	0	9	6	1	3	64	12.8

Consensus Top 6 pick on the 2023 NBA mock draft websites, including most predicting him as the #1 college player selected.

**NATIONAL RECRUITING RANKINGS**

- #2 on the SI99 All-American list
- 247Sports ★★★★★ #1 nation #1 CG
- Rivals ★★★★★ #2 nation #1 PG
- ESPN ★★★★★ #3 nation #1 SG
- 247Composite ★★★★★ #3 nation #2 CG

- Led ARK in Pts:1
- Led ARK in Rebs:0
- Led ARK in Assists:1
- Led ARK in Steals:0
- Double-figure Pts:.....3
- Double-figure Rebs:.....0
- 20-pt gms - 30-pt gms:.....2 - 0
- Gms with a 3PT Made:.....3
- Gms with 3+ 3PT Made:.....2
- Gms with 3+ Assists:.....2
- Gms with 3+ Steals:.....0
- Gms with 3+ Blks:.....0
- Gms with 5+ Rebs:.....0

SMITH'S PERSONAL BESTS

- POINTS**
Season: 22 vs UNC Greensboro (12/06/22)
SEC:
- FG MADE**
Season: 8 vs Oklahoma (12/10/22)
SEC:
- FG ATTEMPTED**
Season: 16 vs Oklahoma (12/10/22)
SEC:
- 3-POINT FG MADE**
Season: 3 vs San Jose State (12/03/22)
SEC:
- 3-PT FG ATTEMPTS**
Season: 5 (2x) LAST vs UNC Greensboro (12/06/22)
SEC:
- FT MADE**
Season: 9 vs UNC Greensboro (12/06/22)
SEC:
- FT ATTEMPTED**
Season: 11 vs UNC Greensboro (12/06/22)
SEC:
- REBOUNDS**
Season: 4 vs UNC Greensboro (12/06/22)
SEC:
- ASSISTS**
Season: 5 vs San Jose State (12/03/22)
SEC:
- STEALS**
Season: 1 vs UNC Greensboro (12/06/22)
SEC:
- BLOCKED SHOTS**
Season: 1 vs UNC Greensboro (12/06/22)
SEC:
- MINUTES**
Season: 38:53 vs UNC Greensboro (12/06/22)
SEC:

4

DAVONTE "DEVO" DAVIS

G | Jr. | 6-4 | 185 | Jacksonville, Ark. | Jacksonville HS

@MrDevoBuckets

@devofor3

Including 2022-23, has **THREE** years of collegiate eligibility
Major: Recreation & Sport Management
Born on Sept. 24, 2001, in Jacksonville, Ark.
The son Terrie Davis and grandson of Yvette Davis



DOUBLE-DOUBLES (2)

JUNIOR	(2)
12/06/22 • UNC GREENSBORO	10 pts 10 reb
01/11/23 • ALABAMA	16 pts 10 reb

- **SEC Academic Honor Roll 3x:** First-Year (2020-21), Winter (2021-22) and Winter (2022-23).
- **Department's Honor Roll 4x** (3.0-3.49 GPA): Fall '20, Spring '21, Fall of '21 and Fall '22.
- **THE ONLY CURRENT RAZORBACK PLAY IN EACH OF ARKANSAS' BACK-TO-BACK ELITE 8 RUNS.**
- **"DEVO IS PLAYING ELITE DEFENSE RIGHT NOW," HEAD COACH ERIC MUSSELMAN**
- **THE FOLLOWING COMPARES DEVO'S GAMES 1-12 STATS vs GAMES 13-20 STATS**

	FG	3PT	FT	Reb	A	Stl	PTS
GAMES 1-12	29-86 (34%)	5-27 (19%)	19-25 (76%)	38 (3.5)	27 (2.5)	16 (1.5)	82 (7.5)
GAMES 13-21	51-113 (45%)	14-39 (35%)	11-14 (78)	49 (5.4)	30 (3.3)	11 (1.2)	127 (14.1)

- **IN SEC GAMES ONLY, Davis ranks 7th in FG% (.450) • 9th in assists (3.25) • 13th in scoring (13.88) • 14th in rebs (5.88)**
- **HAS SCORED IN DOUBLE FIGURES IN 8 OF HIS LAST 9**

2022-23 HIGHLIGHTS:

- **NORTH DAKOTA ST:** Scored 18 and was +20
- **LOUISVILLE:** Played a key role in holding El Ellis to 11 points on 4-of-16 shooting.
- **UNCG:** Recorded his **first career double-double** with 10 points and a **career-high 10 rebounds** (9 defensive) ... Added three steals.
- **BRADLEY:** Tied his **career high with five steals**, led the team with seven rebounds and dished out three assists.
- **@ LSU:** Led the Razorbacks with 16 points ... **Played a career-high 39:52**, including all 20 minutes in the second half ... Added six rebounds, two assists and two steals.
- **MISSOURI:** Although he had five turnovers, he tied for the team lead with five assists, adding 10 points, five rebounds and a team-best three steals ... Was +11 while tasked with holding leading scorer D'Moi Hodge to six points (2-of-4 FG, 2-of-4 FT).
- **ALABAMA:** Posted his **second career double-double with 16 points and career-high tying 10 rebounds** ... Drained a pair of 3 pointers ... In addition to leading the team in points and rebounds, led the team in assists (3) and steals (2) and did not commit a turnover in 38:29 played ... Guarded SEC leading scorer Brandon Miller and held him without a FG attempt in the first half and just 4 for the game.
- **@ VANDY:** Was 5-of-5 at the free throw line and led the team with four assists (and just two turnovers in 38:45).
- **@ MISSOURI:** Led the team with **18 points, tying a season-high**, and tied for the team lead with nine rebounds ... **Sank a season-high and SEC career-best three 3's**, only his second career game to make at least three 3's (Made a career-high 4 triples versus Oklahoma last season).
- **OLE MISS:** For the second-straight game, sank three 3's (3-of-5) and scored 16 points with five rebounds ... Also held Ole Miss leading scorer Matthew Murrell to just three points in 24:04 (his only basket was a fastbreak dunk ... only played 5:47 on second half due to injury).
- **LSU:** Led Arkansas with 16 points, adding seven rebounds, and held LSU's Adam Miller to 3-of-12 shooting (1-of-6 3PT) **all while playing all 40 minutes for the first time in his career.**
- **@ BAYLOR:** Scored 16 points, making a pair to 3-pointers, while playing a key role in Adam Flagler shooting just 1-of-11 and scoring five points.

DAVONTE DAVIS 2022-23 GAME STATS

Opponent	Date	GS	Min	FG	FGA	Pct	3FG	3A	Pct	FT	FTA	Pct	O	D	Tot	Avg	PF	FO	A	TO	Blk	Stl	Pts	Avg	
NORTH DAKOTA ST.	11/07/22	*	39	6	14	.429	0	2	.000	6	8	.750	0	6	6	6.0	1	0	0	5	1	2	18	18.0	
FORDHAM	11/11/22	*	29	3	12	.250	0	3	.000	1	2	.500	0	3	3	4.5	1	0	5	1	0	3	7	12.5	
SOUTH DAKOTA ST.	11/16/22	*	33	5	10	.500	2	5	.400	1	2	.500	0	2	2	3.7	1	0	3	1	0	1	13	12.7	
vs Louisville	11/21/22	*	31	1	4	.250	0	3	.000	0	0	.000	0	0	0	2.8	4	0	5	1	0	0	2	10.0	
vs Creighton	11/22/22	*	39	3	9	.333	1	4	.250	2	2	1.000	0	3	3	2.8	4	0	2	0	0	1	9	9.8	
vs San Diego St.	11/23/22	*	17	1	4	.250	0	2	.000	0	0	.000	1	1	2	2.7	0	0	1	1	0	0	2	8.5	
TROY	11/28/22	DNP																							
SAN JOSE ST.	12/03/22		23	0	2	.000	0	1	.000	0	0	.000	0	1	1	2.4	2	0	3	0	1	0	0	7.3	
UNC GREENSBORO	12/06/22		29	3	13	.231	0	3	.000	4	4	1.000	1	9	10	3.4	4	0	0	3	0	3	10	7.6	
vs Oklahoma	12/10/22		24	1	4	.250	0	0	.000	3	5	.600	1	1	2	3.2	3	0	2	0	0	1	5	7.3	
vs Bradley	12/17/22		30	3	9	.333	1	2	.500	0	0	.000	3	4	7	3.6	0	0	3	1	0	5	7	7.3	
UNC ASHEVILLE	12/21/22	*	28	3	5	.600	1	2	.500	2	2	1.000	1	1	2	3.5	1	0	3	2	0	0	9	7.5	
at LSU	12/28/22	*	40	7	18	.389	2	8	.250	0	0	.000	0	6	6	3.7	1	0	2	1	0	2	16	8.2	
MISSOURI	01/04/23	*	37	5	10	.500	0	2	.000	0	0	.000	1	4	5	3.8	3	0	5	5	0	3	10	8.3	
at Auburn	01/07/23	*	24	1	5	.200	0	2	.000	0	0	.000	0	2	2	3.6	2	0	2	1	0	0	2	7.9	
ALABAMA	01/11/23	*	39	6	17	.353	2	3	.667	2	2	1.000	0	10	10	4.1	2	0	3	0	1	2	16	8.4	
at Vanderbilt	01/14/23	*	39	6	14	.429	0	3	.000	5	5	1.000	1	2	3	4.0	4	0	4	2	0	0	17	8.9	
at Missouri	01/18/23	*	38	7	17	.412	3	7	.429	1	2	.500	2	7	9	4.3	5	1	3	6	0	1	18	9.5	
OLE MISS	01/21/23	*	34	6	11	.545	3	5	.600	1	2	.500	1	4	5	4.3	4	0	4	3	0	1	16	9.8	
LSU	01/24/23	*	40	7	8	.875	2	2	1.000	0	0	.000	0	7	7	4.5	0	0	3	2	0	2	16	10.2	
at Baylor	01/28/23	*	37	6	13	.462	2	7	.286	2	3	.667	1	1	2	4.4	2	0	4	5	0	0	16	10.5	
Totals			16	650	80	199	.402	19	66	.288	30	39	.769	13	74	87	4.4	44	1	57	40	3	27	209	10.5



- **Led the Razorbacks in Pts:..... 8**
- **Led the Razorbacks in Rebs:..... 5**
- **Led the Razorbacks in Assists:..... 20**
- **Led the Razorbacks in Steals:..... 18**
- **Double-figure Pts:..... 38**
- **Double-figure Rebs:..... 2**
- **Double-Doubles:..... 2**
- **20-pt gms:..... 2**
- **Gms with a 3PT FG:..... 21**
- **Gms with 3+ 3PT FG:..... 3**
- **Gms with 3+ Assists:..... 35**
- **Gms with 3+ Steals:..... 8**
- **Gms with 5+ Rebs:..... 33**

DAVIS' PERSONAL BESTS

POINTS

Season: 18 (2x) LAST at Missouri (0-1/18/23)

SEC: 20 vs Georgia (01/09/21)

Career: 26 vs Oklahoma (12/11/21)

FG MADE

Season: 7 (3x) LAST vs LSU (01/24/23)

Career: 9 (2x) LAST vs Oklahoma (12/11/21)

SEC: 9 vs Georgia (01/09/21)

FG ATTEMPTED

Season: 18 at LSU (12/28/22)

Career: 21 vs Oklahoma (12/11/21)

SEC: 18 at LSU (12/28/22)

3-POINT FG MADE

Season: 3 (2x) LAST vs Ole Miss (01/21/23)

Career: 4 vs Oklahoma (12/11/21)

SEC: 3 (2x) LAST Ole Miss (01/21/23)

3-PT FG ATTEMPTS

Season: 8 at LSU (12/28/22)

Career: 8 (2x) LAST at LSU (12/28/21)

SEC: 8 at LSU (12/28/22)

FT MADE

Season: 6 vs North Dakota State (11/07/22)

Career: 9 at Texas A&M (01/08/22)

SEC: 9 at Texas A&M (01/08/22)

FT ATTEMPTED

Season: 8 vs North Dakota State (11/07/22)

Career: 10 at Texas A&M (01/08/22)

SEC: 10 at Texas A&M (01/08/22)

REBOUNDS

Season: 10 (2x) LAST vs Alabama (01/11/23)

Career: 10 (2x) LAST vs Alabama (01/11/23)

SEC: 10 vs Alabama (01/11/23)

ASSISTS

Season: 5 (3x) LAST vs Missouri (01/04/23)

Career: 8 vs Charlotte (12/07/21)

SEC: 7 at Texas A&M (01/08/22)

STEALS

Season: 5 vs Bradley (12/17/22)

Career: 5 (2x) LAST vs Bradley (12/17/22)

SEC: 5 vs Auburn (02/08/22)

BLOCKED SHOTS

Season: 1 (3x) LAST vs Alabama (01/11/23)

Career: 2 vs Colgate (03/19/21)

SEC: 1 (4x) LAST vs Alabama (01/11/23)

MINUTES

Season: 40:00 vs LSU (01/24/23)

Career: 40:00 vs LSU (01/24/23)

SEC: 40:00 vs LSU (01/24/23)

DAVONTE DAVIS CAREER STATISTICS

Year	GP	GS	Min	Avg	FG	FGA	Pct	3FG	3FGA	Pct	FT	FTA	Pct	Off	Def	Tot	Avg	PF	FO	Ast	TO	Blk	Stl	Pts	Avg
2020-21	30	17	716	23.9	109	229	.476	2	13	.154	34	45	.756	36	98	134	4.5	70	0	64	48	5	35	254	8.5
2021-22	37	14	1021	27.6	114	266	.429	20	74	.270	58	82	.707	42	96	138	3.7	95	1	102	67	0	35	306	8.3
2022-23	20	16	650	32.5	80	199	.402	19	66	.288	30	39	.769	13	74	87	4.4	44	1	57	40	3	27	209	10.5
CAREER	87	47	2387	27.4	303	694	.437	41	153	.268	122	166	.735	91	268	359	4.1	209	2	223	155	8	97	769	8.8

5

JOSEPH PINION

G | Fr. | 6-5 | 190 | Morrilton, Ark. | Morrilton HS

@josephpinion2

@josephpinion1

Including 2022-23, has **FOUR** years of collegiate eligibility

Major: TBA (Arts & Sciences)

Born on Nov. 17, 2003 in Russellville, Ark.

The son of Craig and Gail Pinion

Made the **Department's Honor Roll** (3.0-3.49 GPA) for **Fall 2022**.

• McDonald's High School All-American Nominee

• Two-time (2021 and 2022) Arkansas Democrat-Gazette first team All-Arkansas Preps (all divisions)

• Game 12 vs UNCA:	10 points	4-6 FG	2-4 3PT	3 assists	19 minutes
Game 14 vs Mizzou:	13 points	4-7 FG	3-6 3PT	0 assists	27 minutes
Game 19 vs Ole Miss:	13 points	5-10 FG	3-6 3PT	0 assists	22 minutes
3-GAME TOTALS:	36 points	13-23 FG	8-16 3PT	3 assists	68 minutes
Other 18 Games:	17 points	5-17 FG	2-11 3PT	0 assists	61 minutes

RAZORBACK FACT

Most free throws attempted in a season without a miss, since 1947-48:

7 - Joseph Pinion, 2022-23

6 - DeQuavious Wagner, 2013-14

6 - Willie Cutts, 1983-84

4 - Derrian Ford, 2022-23

4 - Three others

2022-23 HIGHLIGHTS:


• FORDHAM: Scored his first collegiate points and added his first collegiate steal.

• SAN JOSE STATE: Had five points, making his first collegiate 3-pointer ... Added two rebounds

• UNCA: Had a breakout game with the absence of Nick Smith Jr. ... Scored points (10), assists (3), 3's made (2), FG made (4) and minutes (18:40)

• MISSOURI: Sparked Arkansas' comeback win ... Led the team with +15 to help the Hogs erase a 17-point deficit ... Pumped in a **career-high 13 points**, making 3-of-6 from 3-point range Played a season-high 27:28.

• @ VANDY: Did not miss a shot (2-2 FG; 1-1 3 PT; 1-1 FT) in scoring six points.

• OLE MISS: Was +17 in **tying his career high with 13 points** ... Made a career-high five FG, took a career-gh 10 shot and tied his career-high by going 3-of-6 from 3PT ... Grabbed a **career-high five rebounds**.

NATIONAL RECRUITING RANKINGS

• #95 on the S199 All-American list		
• 247Composite ★★★★★	#94 nation	#23 SF
• ESPN ★★★★★	#89 nation	#17 SG
• Rivals ★★★★★	#131 nation	#33 SF
• 247Sports ★★★	#142 nation	#32 SF

• Led ARK in Pts:	0
• Led ARK in Rebs:	0
• Led ARK in Assists:	0
• Double-figure Pts:.....	3
• Double-figure Rebs:.....	0
• 20-pt gms - 30-pt gms:.....	0 - 0
• Gms with a 3PT Made:.....	5
• Gms with 3+ 3PT Made:	2
• Gms with 3+ Assists:	1
• Gms with 3+ Steals:.....	0
• Gms with 3+ Blks:.....	0
• Gms with 5+ Rebs:.....	1

JOSEPH PINION 2022-23 GAME STATS

Opponent	Date	GS	Min	FG	FGA	Pct	3FG	3A	Pct	FT	FTA	Pct	O	D	Tot	Avg	PF	FO	A	T	Blk	Stl	Pts	Avg
NORTH DAKOTA ST.	11/07/22	3	0	0	0	.000	0	0	.000	0	0	.000	0	0	0	0.0	1	0	0	0	0	0	0	0.0
FORDHAM	11/11/22	4	1	1	1	1.000	0	0	.000	0	0	.000	0	0	0	0.0	1	0	0	0	0	1	2	1.0
SOUTH DAKOTA ST.	11/16/22	5	0	4	0	.000	0	3	.000	2	2	1.000	0	0	0	0.0	1	0	0	0	0	0	2	1.3
vs Louisville	11/21/22	4	0	1	0	.000	0	0	.000	2	2	1.000	0	2	2	0.5	2	0	0	0	0	0	2	1.5
vs Creighton	11/22/22	0	0	0	0	.000	0	0	.000	0	0	.000	0	0	0	0.4	0	0	0	0	0	0	0	1.2
vs San Diego St.	11/23/22	DNP																						
TROY	11/28/22	2	0	0	0	.000	0	0	.000	0	0	.000	0	1	1	0.5	0	0	0	0	0	0	0	1.0
SAN JOSE ST.	12/03/22	5	2	3	.667		1	1	1.000	0	0	.000	1	1	2	0.7	1	0	0	0	0	0	5	1.6
UNC GREENSBORO	12/06/22	DNP																						
vs Oklahoma	12/10/22	DNP																						
vs Bradley	12/17/22	1	0	0	0	.000	0	0	.000	0	0	.000	0	1	1	0.8	0	0	0	0	0	0	0	1.4
UNC ASHEVILLE	12/21/22	19	4	6	.667		2	4	.500	0	0	.000	0	1	1	0.8	0	0	3	0	0	1	10	2.3
at LSU	12/28/22	2	0	1	.000		0	1	.000	0	0	.000	0	0	0	0.7	0	0	0	0	0	0	0	2.1
MISSOURI	01/04/23	27	4	7	.571		3	6	.500	2	2	1.000	1	0	1	0.7	4	0	0	0	0	1	13	3.1
at Auburn	01/07/23	14	0	1	.000		0	1	.000	0	0	.000	0	1	1	0.8	2	0	0	0	0	1	0	2.8
ALABAMA	01/11/23	1	0	0	0	.000	0	0	.000	0	0	.000	0	0	0	0.7	1	0	0	0	0	0	0	2.6
at Vanderbilt	01/14/23	9	2	2	1.000		1	1	1.000	1	1	1.000	0	0	0	0.6	1	0	0	0	0	0	6	2.9
at Missouri	01/18/23	2	0	1	.000		0	1	.000	0	0	.000	0	0	0	0.6	3	0	0	0	0	0	0	2.7
OLE MISS	01/21/23	21	5	10	.500		3	6	.500	0	0	.000	1	4	5	0.9	0	0	0	0	1	1	13	3.3
LSU	01/24/23	6	0	2	.000		0	2	.000	0	0	.000	0	0	0	0.8	1	0	0	0	0	0	0	3.1
at Baylor	01/28/23	3	0	1	.000		0	1	.000	0	0	.000	1	0	1	0.8	0	0	0	0	0	0	0	2.9
Totals		0	128	18	40	.450	10	27	.370	7	7	1.000	4	11	15	0.8	18	0	3	0	1	5	53	2.9

PINION'S PERSONAL BESTS

POINTS	
Season: 13 (2x) LAST vs Ole Miss (01/21/23)	
SEC: 13 (2x) vs Ole Miss (01/21/23)	
FG MADE	
Season: 5 vs Ole Miss (01/21/23)	
SEC: 5 vs Ole Miss (01/21/23)	
FG ATTEMPTED	
Season: 10 vs Ole Miss (01/21/23)	
SEC: 10 vs Ole Miss (01/21/23)	
3-POINT FG MADE	
Season: 3 (2x) LAST vs Ole Miss (01/21/23)	
SEC: 3 (2x) LAST vs Ole Miss (01/21/23)	
3-PT FG ATTEMPTS	
Season: 6 (2x) LAST vs Ole Miss (01/21/23)	
SEC: 6 (2x) LAAT vs Ole Miss (01/21/23)	
FT MADE	
Season: 2 (3x) LAST vs Missouri (01/04/23)	
SEC: 2 vs Missouri (01/04/23)	
FT ATTEMPTED	
Season: 2 (3x) LAST vs Missouri (01/04/23)	
SEC: 2 vs Missouri (01/04/23)	
REBOUNDS	
Season: 5 vs Ole Miss (01/21/23)	
SEC: 5 vs Ole Miss (01/21/23)	
ASSISTS	
Season: 3 vs UNC Asheville (12/21/22)	
SEC: --	
STEALS	
Season: 1 (5x) LAST vs Ole Miss (01/21/23)	
SEC: 1 (3x) LAST vs Ole Miss (01/21/23)	
BLOCKED SHOTS	
Season: 1 vs Ole Miss (01/21/23)	
SEC: 1 vs Ole Miss (01/21/23)	
MINUTES	
Season: 27:28 vs Missouri (01/04/23)	
SEC: 27:28 vs Missouri (01/04/23)	

JOSEPH PINION CAREER STATISTICS

Year	GP	GS	Min	Avg	FG	FGA	Pct	3FG	3FGA	Pct	FT	FTA	Pct	Off	Def	Tot	Avg	PF	FO	Ast	TO	Blk	Stl	Pts	Avg
2022-23	18	0	128	7.1	18	40	.450	10	27	.370	7	7	1.000	4	11	15	0.8	18	0	3	0	1	5	53	2.9

11 JALEN GRAHAM

F | Sr. | 6-9 | 225 | Phoenix, Ariz. | Mountain Pointe HS / Arizona State

[@jalengrahamm5](#)
[@jalengrahamm](#)

Including 2022-23, has **TWO** years of collegiate eligibility
 Major: Sociology
 Born on Born on April 4, 2001 in Le Grand, Calif.
 The son Susie Graham



DOUBLE-DOUBLES (4)


SOPHOMORE (at ASU)		(3)
01/25/21 • at Arizona State	14 pts 11 reb	
02/14/21 • at Oregon State	14 pts 11 reb	
02/27/21 • WASHINGTON STATE	11 pts 12 reb	
JUNIOR (at ASU)		(1)
02/05/22 • UCLA	16 pts 10 reb	

Joined the Razorback program after playing three seasons at Arizona State. **Graham has two years of eligibility remaining** ... Played in 73 career games at Arizona State, including 43 starts, and tallied 546 career points (7.0 avg.) with 315 career rebounds (4.4 avg.). He additionally recorded 90 blocked shots (1.2 per game).

•ON A 40-MINUTE BASIS: Team leader at 21.14 points and 11.9 rebounds

2022-23 HIGHLIGHTS:

- FORDHAM: Did not play in the opener and did not check into the Fordham game until the 11:29 mark of the second half ... Finished with 10 points (5-of-7 FG) with four rebounds and an assist in 11:21 minutes played.
- SOUTH DAKOTA STATE: Only played eight minutes but pulled down six rebounds – five defensive.
- SAN JOSE STATE: After playing just 27 minutes (and three DNP's) with 20 points through the first seven games, made a huge impact playing 11:39 minutes – all in the second half ... Checked in at the 13:31 mark and the Hogs were up 14 ... **Scored 11 points (4-of-5 FG and 3-of-3 FT) in his 11:39 minutes played and the Hogs led by 37 when he checked out (1:52 left)** ... Added six rebounds - tying a season high
- UNCA: Led the Razorbacks in scoring (**first time to lead UA and just fourth time in four years to lead his team**) ... Scored a season-high 16 points on 8-of-10 shooting (8 FG made was one shy of career high) ... Added two steals and drew a charge in a season-high 19:28 played.
- @ AUBURN: Had five points and six rebounds in 12:16 with a dunk.
- ALABAMA: Tied for the team lead and **tied his season high with 16 points** (8-of-10 FG) ... Added five rebounds.
- LSU: Scored six points, all on dunks, off the bench ... Was the only six bench points by the Hogs.
- @ BAYLOR: Only scored four points, but had his most impactful game ... Produced season highs in rebounds (9), assists (4), steals (2) and minutes (24:27 ... Was a team-best +7



- Led his team in Pts (ARK): 5 (2)
- Led his team in Rebs (ARK): 16 (2)
- Led his team in Assists (ARK): 3 (0)
- Double-figure Pts (ARK): 27 (2)
- Double-figure Rebs (ARK): 4 (0)
- 20-pt gms – 30-pt gms (ARK): 0 - 0 (0)
- Gms with a 3PT Made (ARK): 1 (0)
- Gms with 3+ Assists (ARK): 10 (0)
- Gms with 3+ Blks (ARK): 7 (0)
- Gms with 5+ Rebs (ARK): 32 (5)

PERSONAL BESTS

POINTS

Season: 16 (2x) LAST vs Alabama (01/11/23)
 Career: 19 vs Southern Cal (02/03/22)
 SEC: 16 vs Alabama (01/11/23)

FG MADE

Season: 8 (2x) LAST vs Alabama (01/11/23)
 Career: 9 vs Southern Cal (02/03/22)
 SEC: 8 vs Alabama (01/11/23)

FG ATTEMPTED

Season: 10 (2x) LAST vs Alabama (01/11/23)
 Career: 14 (2x) LAST vs Southern Cal (02/03/22)
 SEC: 10 vs Alabama (01/11/23)

3-POINT FG MADE

Season: --
 Career: 1 vs Oregon (02/17/22)
 SEC: --

3-PT FG ATTEMPTS

Season: 1 vs Alabama (01/11/23)
 Career: 2 (2x) last vs Oregon (02/17/22)
 SEC: 1 vs Alabama (01/11/23)

FT MADE

Season: 3 vs San Jose State (12/03/22)
 Career: 6 (2x) last vs Stanford (03/05/22)
 SEC: 1 at Auburn (01/07/23)

FT ATTEMPTED

Season: 5 at Auburn (01/07/23)
 Career: 8 (2x) last vs Stanford (03/05/22)
 SEC: 5 at Auburn (01/07/23)

REBOUNDS

Season: 9 at Baylor (01/28/23)
 Career: 12 vs Washington State (02/27/21)
 SEC: 6 at Auburn (01/07/23)

ASSISTS

Season: 4 at Baylor (01/28/23)
 Career: 6 vs UCLA (02/05/22)
 SEC: 1 vs Alabama (01/11/23)

STEALS

Season: 2 (2x) LAST at Baylor (01/28/23)
 Career: 3 (3x) last at Southern Cal (01/24/22)
 SEC: 1 at Vanderbilt (01/14/23)

BLOCKED SHOTS

Season: 1 (3x) LAST vs Alabama (01/11/23)
 Career: 5 vs Colorado (11/08/19)
 SEC: 1 vs Alabama (01/11/23)

MINUTES

Season: 24:47 at Baylor (01/28/23)
 Career: 39:36 vs UCLA (02/05/22)
 SEC: 19:10 vs Alabama (01/11/23)

JALEN GRAHAM 2022-23 GAME STATS

Opponent	Date	GS	Min	FG	FGA	Pct	3FG	3A	Pct	FT	FTA	Pct	O	D	Tot	Avg	PF	FO	A	TO	Blk	Stl	Pts	Avg
NORTH DAKOTA ST.	11/07/22	DNP																						
FORDHAM	11/11/22	11	5	7	.714	0	0	.000		0	0	.000	3	1	4	4.0	3	0	1	1	0	0	10	10.0
SOUTH DAKOTA ST.	11/16/22	8	1	4	.250	0	1	.000		0	2	.000	1	5	6	5.0	1	0	0	2	0	0	2	6.0
vs Louisville	11/21/22	6	4	5	.800	0	0	.000		0	0	.000	1	0	1	3.7	1	0	0	1	0	0	8	6.7
vs Creighton	11/22/22	DNP																						
vs San Diego St.	11/23/22	2	0	0	.000	0	0	.000		0	0	.000	0	0	0	2.8	0	0	0	0	0	0	0	5.0
TROY	11/28/22	DNP																						
SAN JOSE ST.	12/03/22	12	4	5	.800	0	0	.000		3	3	1.000	1	5	6	3.4	0	0	1	2	0	1	11	6.2
UNC GREENSBORO	12/06/22	3	0	1	.000	0	0	.000		0	0	.000	1	0	1	3.0	0	0	0	1	0	0	0	5.2
vs Oklahoma	12/10/22	3	0	0	.000	0	0	.000		1	2	.500	1	0	1	2.7	0	0	0	1	0	1	1	4.6
vs Bradley	12/17/22	11	2	4	.500	0	0	.000		2	4	.500	0	2	2	2.6	3	0	1	1	1	0	6	4.8
UNC ASHEVILLE	12/21/22	19	8	10	.800	0	0	.000		0	0	.000	1	2	3	2.7	2	0	1	1	1	2	16	6.0
at LSU	12/28/22	3	0	0	.000	0	0	.000		0	0	.000	0	1	1	2.5	2	0	0	2	0	0	0	5.4
MISSOURI	01/04/23	2	0	0	.000	0	0	.000		0	0	.000	0	0	0	2.3	0	0	0	0	0	0	0	4.9
at Auburn	01/07/23	12	2	6	.333	0	0	.000		1	5	.200	3	3	6	2.6	2	0	0	1	0	0	5	4.9
ALABAMA	01/11/23	19	8	10	.800	0	1	.000		0	0	.000	1	4	5	2.8	2	0	1	1	1	0	16	5.8
at Vanderbilt	01/14/23	5	0	2	.000	0	0	.000		0	0	.000	0	0	0	2.6	1	0	0	1	0	1	0	5.4
at Missouri	01/18/23	4	0	0	.000	0	0	.000		0	0	.000	0	0	0	2.4	2	0	0	2	0	0	0	5.0
OLE MISS	01/21/23	DNP																						
LSU	01/24/23	17	3	7	.429	0	0	.000		0	1	.000	0	3	3	2.4	1	0	0	1	1	1	6	5.1
at Baylor	01/28/23	24	2	6	.333	0	0	.000		0	4	.000	3	6	9	2.8	4	0	4	3	0	2	4	5.0
Totals		0	161	39	67	.582	0	2	.000	7	21	.333	16	32	48	2.8	24	0	9	21	4	8	85	5.0

JALEN GRAHAM CAREER STATISTICS

Year	GP	GS	Min	Avg	FG	FGA	Pct	3FG	3FGA	Pct	FT	FTA	Pct	Off	Def	Tot	Avg	PF	FO	Ass	TO	Blk	Stl	Pts	Avg
2019-20 (ASU)	28	2	304	10.9	42	61	.689	0	0	.000	5	14	.357	34	43	77	2.8	49	0	11	21	29	6	89	3.2
2020-21 (ASU)	21	19	512	24.4	72	131	.550	0	1	.000	26	45	.578	37	69	106	5.0	68	4	9	27	34	9	170	8.1
2021-22 (ASU)	29	22	682	23.5	124	255	.486	1	18	.056	38	72	.528	35	97	132	4.6	85	2	50	52	27	23	287	9.9
2022-23 (ARK)	17	0	161	9.5	39	67	.582	0	2	.000	7	21	.333	16	32	48	2.8	24	0	9	21	4	8	85	5.0
CAREER	95	43	1659	17.5	232	514	.451	1	121	.008	76	152	.500	122	241	363	3.8	226	6	79	121	94	46	541	5.7

12

BARRY DUNNING JR.

G | Fr. | 6-6 | 195 | Mobile, Ala. | McGill-Toolen Catholic HS

@BarryDunning6

@bohndbz

Including 2022-23, has **FOUR** years of collegiate eligibility
Major: TBA (Education)Born on Oct. 26, 2003 in Mobile, Ala.
The son of Barry Sr. and Heather Dunning

- McDonald's All-American Nominee
- Two-time Gatorade Alabama Player of the Year (2021 & '22)
- 2022 MaxPreps Alabama Player of the Year
- Rated #1 player in the state of Alabama by ESPN, 247Composite, 247Sports
- 2022 Alabama Mr. Basketball and 1st team All-State by the Alabama Sports Writers Association

WINNER OF THE 2023 MAUI JIM MAUI INVITATIONAL HULA CONTEST

2022-23 HIGHLIGHTS:

- SAN DIEGO STATE: Saw his most important playing time (7:52) in the come-from-behind Didn't do much on the stat sheet but Arkansas was +2 in his minutes.
- TROY: Drew his first collegiate start versus Troy.



NATIONAL RECRUITING RANKINGS

- #73 on the SI99 All-American list
- ESPN ★★★★★ #74 nation #21 SF
- 247Composite ★★★★★ #91 nation #22 SF
- 247Sports ★★★ #126 nation #28 SF
- Rivals ★★★ #134 nation #36 SF

DUNNING'S PERSONAL BESTS

POINTS

Season: 1 vs Bradley (12/17/22)

SEC:

FG MADE

Season: --

SEC: 1 at Auburn (01/07/23)

FG ATTEMPTED

Season: 1 (2x) vs South Dakota State (11/16/22)

SEC:

3-POINT FG MADE

Season: --

SEC:

3-PT FG ATTEMPTS

Season: 1 vs South Dakota State (11/16/22)

SEC: 1 at Auburn (01/07/23)

FT MADE

Season: 1 vs Bradley (12/17/22)

SEC:

FT ATTEMPTED

Season: 2 vs Bradley (12/17/22)

SEC:

REBOUNDS

Season: 1 vs Bradley (12/17/22)

SEC:

ASSISTS

Season: 1 vs San Jose State (12/03/22)

SEC:

STEALS

Season: 1 (2x) LAST vs San Diego State (11/23/22)

SEC:

BLOCKED SHOTS

Season: --

SEC:

MINUTES

Season: 8:31 vs North Dakota State (11/07/22)

SEC: 0:40 at Auburn (01/07/23)

BARRY DUNNING JR. 2022-23 GAME STATS

Opponent	Date	GS	Min	FG	FGA	Pct	3FG	3A	Pct	FT	FTA	Pct	O	D	Tot	Avg	PF	FO	A	TO	Blk	Stl	Pts	Avg
NORTH DAKOTA ST.	11/07/22	9	0	1	.000	0	0	.000	0	0	.000	0	0	0	0.0	0	0	0	0	0	1	0	0.0	
FORDHAM	11/11/22	3	0	0	.000	0	0	.000	0	0	.000	0	0	0	0.0	1	0	0	0	0	0	0	0.0	
SOUTH DAKOTA ST.	11/16/22	6	0	1	.000	0	1	.000	0	0	.000	0	0	0	0.0	1	0	0	0	0	0	0	0.0	
vs Louisville	11/21/22	3	0	0	.000	0	0	.000	0	0	.000	0	0	0	0.0	0	0	0	0	0	0	0	0.0	
vs Creighton	11/22/22	DNP																						
vs San Diego St.	11/23/22	8	0	0	.000	0	0	.000	0	0	.000	0	0	0	0.0	1	0	0	1	0	1	0	0.0	
TROY	11/28/22	*	1	0	0	.000	0	0	.000	0	0	.000	0	0	0	0.0	0	0	1	0	0	0	0.0	
SAN JOSE ST.	12/03/22	4	0	0	.000	0	0	.000	0	0	.000	0	1	1	0.1	1	0	1	0	0	0	0	0.0	
UNC GREENSBORO	12/06/22	DNP																						
vs Oklahoma	12/10/22	DNP																						
vs Bradley	12/17/22	1	0	0	.000	0	0	.000	1	2	.500	0	1	1	0.3	0	0	0	0	0	0	1	0.1	
UNC ASHEVILLE	12/21/22	5	0	1	.000	0	0	.000	0	0	.000	0	0	0	0.2	0	0	0	0	0	0	0	0.1	
at LSU	12/28/22	DNP																						
MISSOURI	01/04/23	DNP																						
at Auburn	01/07/23	1	0	1	.000	0	1	.000	0	0	.000	0	0	0	0.2	0	0	0	0	0	0	0	0.1	
ALABAMA	01/11/23	DNP																						
at Vanderbilt	01/14/23	1	0	0	.000	0	0	.000	0	0	.000	0	0	0	0.2	0	0	0	0	0	0	0	0.1	
at Missouri	01/18/23	DNP																						
OLE MISS	01/21/23	2	0	0	.000	0	0	.000	0	0	.000	0	0	0	0.2	0	0	0	0	0	0	0	0.1	
LSU	01/24/23	DNP																						
at Baylor	01/28/23	0	0	0	.000	0	0	.000	0	0	.000	0	0	0	0.2	0	0	0	0	0	0	0	0.1	
Totals		1	44	0	4	.000	0	2	.000	1	2	.500	0	2	2	0.2	4	0	1	2	0	2	1	0.1

BARRY DUNNING JR. CAREER STATISTICS

Year	GP	GS	Min	Avg	FG	FGA	Pct	3FG	3FGA	Pct	FT	FTA	Pct	Off	Def	Tot	Avg	PF	FO	Ast	TO	Blk	Stl	Pts	Avg
2022-23	13	1	44	3.4	0	4	.000	0	2	.000	1	2	.500	0	2	2	0.2	4	0	1	2	0	2	1	0.1

13

JORDAN WALSH

G/F | Fr. | 6-7 | 205 | Desoto, Texas | Link (Mo.) Academy

@jordanwalshlife

@jordanwalshlife

Including 2022-23, has **FOUR** years of collegiate eligibility
Major: TBA (Arts & Sciences)
Born on Mar. 3, 2004 in Dallas, Texas.
The son of John and Sandra Walsh



• On the 2022-23 Julius Erving Award Watch List, which goes to the nation's top small forward

- Consensus top 25 player overall, top-7 small forward and 5-Star
- Played in the McDonald's All-American and Jordan Brand Classic games
- All-American: MaxPreps (3rd team) - Sports Illustrated (3rd team) - Jersey Mike's Naismith (HM)

FIRST 5 SEC GAMES just 1-of-17 from 3-point range
LAST 4 GAMES 4-of-7 from deep

PRIOR TO BRAZILE'S INJURY (1st 9 gms): Averaged 6.3 pts - 2.7 rebs // 43% FG (20-46) - 29% 3PT (5-17)

Next 4 GMS (GMS 10-13): Averaged 11.8 pts - 4.8 rebs // 59% FG (19- 32) - 28% 3PT (4-14)

Next 4 GMS (GMS 14-17): Averaged 3.5 pts - 5.3 rebs // 22% FG (6-27) - 0% 3PT (0-9)


LAST 3 GMS (18-20): Averaging 11.7 pts - 4.1 rebs // 65% FG (11-17) - 66% 3PT (4-6)

2022-23 HIGHLIGHTS

- NORTH DAKOTA STATE: Only played 18:20 due to foul trouble (and fouling out) in his collegiate debut ... However, tied for the team lead with three assists ... Was 1-of-1 FG and 2-of-2 FT.
- FORDHAM: Had his first double-digit scoring effort with 12 points (5-of-7 FG).
- SOUTH DAKOTA STATE: Was poised for a break-out game, but left the game early in the second half with an ankle injury.
- OKLAHOMA: Tied a then season-high with 12 points (5-of-9 FG; 2-of-5 3PT) with three rebounds and two steals ... Led the team at +11 (31:19 played)
- BRADLEY: Was the star of the game with a **game and career-high 18 points** (7-7 FG • 1-1 3PT) with a **career-high four steals** ... Scored seven points in an 11-0 run, including back-to-back fastbreak dunks and a 3-pointer ... Scored 16 of his 18 in the first half.
- UNCA: Only scored four points but his defense was stellar, helping hold Drew Pember to 1-of-7 FG.
- @ LSU: Scored 13 points, all in the second half to help Arkansas take a six point lead and out-score the Tigers ... Pulled down a **then career-high nine rebounds** (seven in the second half) and **blocked a career-high two shots**.
- MISSOURI: Had seven rebounds, three offensive, but played just 26 minutes due to foul trouble.
- @ AUBURN: Pulled down a **career-high 10 rebounds** with six points, two assists and a blocked shot
- @ VANDY: Was 0-of-6 FG, but was a team-best +10 in 16:43 played
- @ MISSOURI: Broke a mini slump, scoring 12 points and did not miss a shot (4-of-4 FG; 2-2 3PT; 2-2 FT) ... Only played 13 minutes before fouling out ... However, Arkansas was +13 with Walsh on the floor.
- OLE MISS: For the first time, **played all 40 minutes** ... Scored 13 points, making 5-of-9 FG / 2-of-4 3PT ... Added seven rebounds

JORDAN WALSH 2022-23 GAME STATS

Opponent	Date	GS	Min	FG	FGA	Pct	3FG	3A	Pct	FT	FTA	Pct	O	D	Tot	Avg	PF	FO	A	TO	Blk	Stl	Pts	Avg
NORTH DAKOTA ST.	11/07/22	18	1	1	1.000	0	0	.000	2	2	1.000	0	2	2	2.0	5	1	3	0	0	0	0	4	4.0
FORDHAM	11/11/22	*	21	5	7	.714	0	2	.000	2	3	.667	1	3	4	3.0	3	0	1	1	0	0	12	8.0
SOUTH DAKOTA ST.	11/16/22	*	16	4	7	.571	2	4	.500	0	1	.000	0	1	1	2.3	0	0	1	1	1	3	10	8.7
vs Louisville	11/21/22	*	28	2	6	.333	2	5	.400	1	2	.500	0	2	2	2.3	3	0	2	2	0	1	7	8.3
vs Creighton	11/22/22	*	36	1	5	.200	1	2	.500	2	2	1.000	0	3	3	2.4	3	0	2	2	0	1	5	7.6
vs San Diego St.	11/23/22	*	34	3	7	.429	0	2	.000	1	2	.500	3	2	5	2.8	4	0	2	1	1	0	7	7.5
TROY	11/28/22	*	20	1	6	.167	0	0	.000	4	5	.800	0	4	4	3.0	3	0	0	2	1	2	6	7.3
SAN JOSE ST.	12/03/22	*	17	3	5	.600	0	0	.000	0	0	.000	1	2	3	3.0	0	0	0	0	1	1	6	7.1
UNC GREENSBORO	12/06/22	*	8	0	2	.000	0	2	.000	0	0	.000	0	0	0	2.7	1	0	1	1	0	0	0	6.3
vs Oklahoma	12/10/22	*	31	5	9	.556	2	5	.400	0	0	.000	2	1	3	2.7	0	0	1	0	1	2	12	6.9
vs Bradley	12/17/22	*	28	7	7	1.000	1	1	1.000	3	4	.750	0	3	3	2.7	5	2	1	0	0	4	18	7.9
UNC ASHEVILLE	12/21/22	*	19	1	2	.500	0	0	.000	2	2	1.000	0	4	4	2.8	4	0	1	1	0	2	4	7.6
at LSU	12/28/22	*	32	6	14	.429	1	8	.125	0	0	.000	3	6	9	3.3	4	0	0	2	2	2	13	8.0
MISSOURI	01/04/23	*	27	3	6	.500	0	2	.000	0	0	.000	3	4	7	3.6	4	0	2	1	0	1	6	7.9
at Auburn	01/07/23	*	32	2	10	.200	0	3	.000	2	4	.500	4	6	10	4.0	4	0	2	2	1	0	6	7.7
ALABAMA	01/11/23	*	17	1	5	.200	0	1	.000	0	0	.000	0	2	2	3.9	2	0	0	0	0	0	2	7.4
at Vanderbilt	01/14/23	*	17	0	6	.000	0	3	.000	0	0	.000	0	2	2	3.8	3	0	2	1	1	0	0	6.9
at Missouri	01/18/23	*	13	4	4	1.000	2	2	1.000	2	2	1.000	0	2	2	3.7	5	1	0	1	0	0	12	7.2
OLE MISS	01/21/23	*	40	5	9	.556	2	4	.500	1	3	.333	1	6	7	3.8	1	0	0	3	0	1	13	7.5
LSU	01/24/23	*	25	2	6	.333	0	1	.000	0	0	.000	0	1	1	3.7	2	0	0	1	0	0	4	7.4
at Baylor	01/28/23	*	18	2	4	.500	0	0	.000	0	0	.000	0	1	1	3.6	5	1	0	1	2	1	4	7.2
Totals		18	497	58	128	.453	13	47	.277	22	32	.688	18	57	75	3.6	61	5	21	23	11	21	151	7.2



NATIONAL RECRUITING RANKINGS

- #25 on the SI99 All-American list
- ESPN ★★★★★ #11 nation #4 SF
- 247Composite ★★★★★ #18 nation #7 SF
- 247Sports ★★★★★ #19 nation #7 SF
- Rivals ★★★★★ #24 nation #7 SF

- Led ARK in Pts:1
- Led ARK in Rebs:1
- Led ARK in Assists:1
- Led ARK in Steals:1
- Led ARK in Blocked Shots:0
- Double-figure Pts:.....6
- Double-figure Rebs:.....1
- 20-pt gms - 30-pt gms:.....0 - 0
- Gms with a 3PT Made:.....7
- Gms with 3+ Assists:.....1
- Gms with 3+ Steals:.....2
- Gms with 3+ Blks:.....0
- Gms with 5+ Rebs:.....4

WALSH'S PERSONAL BESTS

- POINTS**
Season: 18 vs Bradley (12/17/22)
SEC: 13 (2x) LAST vs Ole Miss (01/21/23)
- FG MADE**
Season: 7 vs Bradley (12/17/22)
SEC: 6 at LSU (12/28/22)
- FG ATTEMPTED**
Season: 14 at LSU (12/28/22)
SEC: 14 at LSU (12/28/22)
- 3-POINT FG MADE**
Season: 2 (5x) LAST vs Ole Miss (01/21/23)
SEC: 2 (2x) LAAT vs Ole Miss (01/21/23)
- 3-PT FG ATTEMPTS**
Season: 5 (2x) LAST vs Oklahoma (12/10/22)
SEC: 8 at LSU (12/28/22)
- FT MADE**
Season: 4 vs Troy (11/28/22)
SEC: 2 (2x) LAST at Missouri (01/18/23)
- FT ATTEMPTED**
Season: 5 vs Troy (11/28/22)
SEC: 4 at Auburn (01/07/23)
- REBOUNDS**
Season: 10 at Auburn (01/07/23)
SEC: 10 at Auburn (01/07/23)
- ASSISTS**
Season: 3 vs North Dakota State (11/07/22)
SEC: 2 (3x) LAST at Vanderbilt (01/14/23)
- STEALS**
Season: 4 vs Bradley (12/17/22)
SEC: 2 at LSU (12/28/22)
- BLOCKED SHOTS**
Season: 2 (2x) LAST at Baylor (01/28/23)
SEC: 2 at LSU (12/28/22)
- MINUTES**
Season: 40:00 vs Ole Miss (01/21/23)
SEC: 40:00 vs Ole Miss (01/21/23)

JORDAN WALSH CAREER STATISTICS

Year	GP	GS	Min	Avg	FG	FGA	Pct	3FG	3FGA	Pct	FT	FTA	Pct	Off	Def	Tot	Avg	PF	FO	Ast	TO	Blk	Stl	Pts	Avg
2022-23	21	18	497	23.7	58	128	.453	13	47	.277	22	32	.688	18	57	75	3.6	61	5	21	23	11	21	151	7.2

15

MAKHI MITCHELL

F/C | Sr. | 6-9 | 230 | Washington, D.C. | Woodrow Wilson HS / Rhode Island

@MoTheKid03

@thats_khi

Including 2022-23, has TWO years of collegiate eligibility

Major: Food, Nutrition & Health

Born on Jan. 31, 2000 in Washington, D.C.

The son of Maria Mitchell



DOUBLE-DOUBLES (9)

SOPHOMORE (at URI) (1)
12/02/20 • SETON HALL 11 pts 11 reb

JUNIOR (at URI) (7)
11/12/21 • BRYANT 11 pts 18 reb
11/27/21 • GEORGIA STATE 10 pts 12 reb
12/13/21 • at Milwaukee 16 pts 10 reb
01/28/22 • at Dayton 12 pts 11 reb
02/05/22 • UMASS 13 pts 13 reb
02/12/22 • DAVIDSON 16 pts 11 reb
02/19/22 • at George Washington 13 pts 10 reb

SENIOR (at ARK) (1)
12/06/22 • UNC GREENSBORO 13 pts 14 reb



• Led his team in Pts (ARK): 4 (0)
• Led his team in Rebs (ARK): 25 (8)
• Led his team in Assists (ARK): 5 (1)
• Led his team in Blk Shots (ARK): 21 (7)
• Double-figure Pts (ARK): 25 (6)
• Double-figure Rebs (ARK): 12 (1)
• 20-pt gms - 30-pt gms (ARK): 0 - 0
• Gms with a 3PT Made (ARK): 7 (1)
• Gms with 3+ Assists (ARK): 8 (2)
• Gms with 3+ Blks (ARK): 9 (3)
• Gms with 3+ Steals (ARK): 5 (3)
• Gms with 5+ Rebs (ARK): 37 (10)

MAKHI'S PERSONAL BESTS

POINTS

Season: 14 vs Troy (11/28/22)
Career: 19 vs American Int'l (01/02/22)
SEC: 11 at Vanderbilt (01/14/23)

FG MADE

Season: 6 vs Troy (11/28/22)
Career: 7 (2x) last Am International (01/02/22)
SEC: 4 at Vanderbilt (01/14/23)

FG ATTEMPTED

Season: 8 vs Troy (11/28/22)
Career: 12 at VCU (02/08/22)
SEC: 7 at Vanderbilt (01/14/23)

3-POINT FG MADE

Season: 1 at Vanderbilt (01/14/23)
Career: 1 (8x) LAST at Vanderbilt (01/14/23)
SEC: 1 at Vanderbilt (01/14/23)

3-PT FG ATTEMPTS

Season: 1 at Vanderbilt (01/14/23)
Career: 3 at Saint Joseph's (03/05/22)
SEC: 1 at Vanderbilt (01/14/23)

FT MADE

Season: 5 (2x) LAST at Missouri (01/18/23)
Career: 8 vs George Mason (11/22/19)
SEC: 5 at Missouri (01/18/23)

FT ATTEMPTED

Season: 7 vs UNC Greensboro (12/06/22)
Career: 12 (2x) last vs G. Washington (01/22/22)
SEC: 6 (2x) LAST at Missouri (01/18/23)

REBOUNDS

Season: 14 vs UNC Greensboro (12/06/22)
Career: 18 vs Bryant (11/21/21)
SEC: 12 at LSU (12/28/22)

ASSISTS

Season: 4 vs Oklahoma (12/10/22)
Career: 8 at UMass (01/15/22)
SEC: 1 (2x) LAST vs Alabama (01/11/23)

STEALS

Season: 3 (3x) LAST - vs UNCA Asheville (12/21/22)
Career: 3 (5x) LAST - vs UNCA (12/21/22)
SEC: 1 (2x) LAST vs Ole Miss (01/21/23)

BLOCKED SHOTS

Season: 4 vs UNC Greensboro (12/06/22)
Career: 6 vs Saint Louis (03/03/22)
SEC: 3 (2x) LAST vs LSU (01/24/23)

MINUTES

Season: 35:53 at LSU (12/28/22)
Career: 30:39 at Geo Washington (02/19/22)
SEC: 35:53 at LSU (12/28/22)

Makhi (Ma-KAI) Mitchell joined the Razorback squad with his twin Makhel for 2022-23 after playing two seasons at Rhode Island and one at Maryland ... Has two seasons of eligibility remaining ... Is the older of the twins by two minutes.

- After just three blocked shots in games 1-6 ... Has 27 blocked shots in the last 15 games
^ 6th in the SEC in BLKS (1.4 avg.) ... IN SEC GAMES ONLY: 3rd in BLKS (1.63)
- Had 14 rebounds vs UNCG and 12 at LSU ... IN SEC GAMES ONLY, ranks 7th in rebs (7.25)

2022-23 HIGHLIGHTS:

- NORTH DAKOTA STATE: Made 4-of-5 FG and tied his career high with three steals.
- LOUISVILLE: Tied his brother for the team lead with a season-high six rebounds.
- TROY: Was bright spot for Arkansas in the first half with 10 points and nine rebounds as the Hogs trailed 33-31 ... Finished with a season-high 14 points (6-of-8 FG) with nine rebounds (all in the first half) and three blocked shots.
- UNCG: Had his first double-double as a Razorback with 13 points (4-of-5 FG; 5-of-7 FT) and 14 rebounds (all defensive) ... Added a season-high four blocked shots with two steals.
- OKLAHOMA: Had 10 points and a game-high six rebounds with a steal and two blocked shots ... Handed out a season-high four assists.
- UNCA: Scored 9 pts (4-of-5 FG) with three assists and three blocked shots
- @ LSU: Had 12 rebounds and eight points with three blocked shots ... Held KJ Williams to just 8 points (Williams entered the game averaging 19.3 ppg).
- @ VANDY: Just missed a double-double with 11 pints and 8 rebounds ... Took and made his first 3-point shot of the year.
- @ MISSOURI: Tied for the team lead with nine rebounds ... Made 5-of-6 at the line.
- LSU: Scored 10 points and led the team with eight rebounds ... For the second time vs LSU this season, had three blocked shots.

MAKHI MITCHELL 2022-23 GAME STATS

Opponent	Date	GS	Min	FG	FGA	Pct	3FG	3A	Pct	FT	FTA	Pct	O	D	Tot	Avg	PF	FO	A	TO	Blk	Stl	Pts	Avg
NORTH DAKOTA ST.	11/07/22	*	20	4	5	.800	0	0	.000	0	0	.000	1	3	4	4.0	4	0	1	0	0	3	8	8.0
FORDHAM	11/11/22	*	26	4	7	.571	0	0	.000	0	0	.000	2	2	4	4.0	3	0	2	0	2	3	8	8.0
SOUTH DAKOTA ST.	11/16/22	*	15	2	5	.400	0	0	.000	1	3	.333	1	3	4	4.0	3	0	3	2	0	1	5	7.0
vs Louisville	11/21/22	*	18	2	3	.667	0	0	.000	1	2	.500	3	3	6	4.5	3	0	1	2	1	0	5	6.5
vs Creighton	11/22/22	*	8	1	2	.500	0	0	.000	0	0	.000	1	0	1	3.8	3	0	0	2	0	1	2	5.6
vs San Diego St.	11/23/22	*	11	0	0	.000	0	0	.000	2	2	1.000	0	3	3	3.7	1	0	0	0	0	1	2	5.0
TROY	11/28/22	*	28	6	8	.750	0	0	.000	2	2	1.000	4	5	9	4.4	2	0	0	2	3	0	14	6.3
SAN JOSE ST.	12/03/22	*	12	4	6	.667	0	0	.000	0	1	.000	2	2	4	4.4	1	0	0	1	1	1	8	6.5
UNC GREENSBORO	12/06/22	*	32	4	5	.800	0	0	.000	5	7	.714	0	14	14	5.4	2	0	1	0	4	2	13	7.2
vs Oklahoma	12/10/22	*	22	5	8	.625	0	0	.000	0	0	.000	0	6	6	5.5	2	0	4	0	2	1	10	7.5
vs Bradley	12/17/22	*	17	3	5	.600	0	0	.000	0	0	.000	1	2	3	5.3	5	1	2	2	1	2	6	7.4
UNC ASHEVILLE	12/21/22	*	15	4	5	.800	0	0	.000	1	4	.250	0	1	1	4.9	2	0	3	0	2	3	9	7.5
at LSU	12/28/22	*	36	3	5	.600	0	0	.000	2	3	.667	2	10	12	5.5	3	0	1	1	3	0	8	7.5
MISSOURI	01/04/23	*	15	4	7	.571	0	0	.000	0	0	.000	3	4	7	5.6	3	0	0	1	2	0	8	7.6
at Auburn	01/07/23	*	22	3	4	.750	0	0	.000	0	3	.000	1	6	7	5.7	2	0	0	1	2	0	6	7.5
ALABAMA	01/11/23	*	27	3	5	.600	0	0	.000	4	6	.667	3	2	5	5.6	5	1	1	3	0	1	10	7.6
at Vanderbilt	01/14/23	*	22	4	7	.571	1	1	1.000	2	4	.500	3	5	8	5.8	5	1	0	0	1	0	11	7.8
at Missouri	01/18/23	*	36	1	3	.333	0	0	.000	5	6	.833	1	8	9	5.9	5	1	1	2	1	0	7	7.8
OLE MISS	01/21/23	*	16	1	1	1.000	0	0	.000	2	2	1.000	0	2	2	5.7	2	0	1	0	1	1	4	7.6
LSU	01/24/23	*	28	4	6	.667	0	0	.000	2	2	1.000	3	5	8	5.9	2	0	1	3	3	0	10	7.7
at Baylor	01/28/23	*	16	2	2	1.000	0	0	.000	0	0	.000	1	3	4	5.8	5	1	1	1	1	0	4	7.5
Totals			20	442	64	99	.646	1	11	1.000	29	47	.617	32	89	121	5.8	63	5	23	23	30	158	7.5

MAKHI MITCHELL CAREER STATISTICS

Year	GP	GS	Min	Avg	FG	FGA	Pct	3FG	3FGA	Pct	FT	FTA	Pct	Off	Def	Tot	Avg	PF	FO	Ast	TO	Blk	Stl	Pts	Avg
2019-20 (MD)	12	6	111	9.2	12	34	.353	0	0	.000	12	22	.545	10	29	39	3.3	19	0	2	8	8	2	36	3.0
2020-21 (URI)	7	2	112	16.1	12	26	.462	0	0	.000	17	28	.607	6	28	34	4.9	22	1	2	10	4	4	41	5.9
2021-22 (URI)	31	27	749	24.1	121	232	.522	7	23	.304	59	113	.522	50	175	225	7.3	91	2	48	87	43	30	308	9.9
2022-23 (ARK)	21	20	442	21.0	64	99	.646	1	1	1.000	29	47	.617	32	89	121	5.8	63	5	23	23	30	20	158	7.5
CAREER	71	55	1414	19.9	209	391	.535	8	24	.333	117	210	.557	98	321	419	5.9	195	8	75	128	85	56	543	7.6

20

KAMANI JOHNSON

F | Sr. | 6-7 | 230 | Brooklyn, N.Y. | Holy Spirit (Ga.) Prep School / Little Rock



@KamaniJohnson20

@kamani_johnson

Including 2022-23, has ONE year of collegiate eligibility

Major: Communications

Born on Mar. 10, 2000 in Brooklyn, N.Y.

The son of Makini Campbell



DOUBLE-DOUBLES (4)

SOPHOMORE @ LITTLE ROCK (2)

11/27/19 • ALCORN STATE 17 pts 12 reb

01/02/20 • TEXAS STATE 15 pts 10 reb

01/04/20 • UT ARLINGTON 30 pts 13 reb

02/22/20 • at Arkansas St. 32 pts 16 reb

^ - Back-to-Back games

Played his first two seasons at Little Rock ... Sat out 2020-21 at Arkansas as a transfer ... Played 26 games with one start for the Razorbacks in 2021-22 ... Was **third team All-Sun Belt in 2020** ... Among the Sun Belt and NCAA leaders in rebounding and free throws attempted.

• Brings high energy and toughness off the bench ... Great offensive rebounder with a knack for drawing free throw attempts ... A solid defender and excellent passer for a big man (although he only has three assists this season ... two in his last game) ... Has only committed five turnovers (three on one game early in the season)

2022-23 HIGHLIGHTS:

- SAN DIEGO STATE: After playing just 22 minutes with zero points through the first five games, made a huge impact **playing the final 19:07 in the come-from-behind win** ... Checked in at the 14:25 mark and the Hogs were down 11 (45-34) ... **Tied the game with a tip-in at the buzzer to force overtime** ... Finished the game with seven points, seven rebounds and two steals with a +14 ... Had four points, four rebounds and two steals in overtime - **sealed the win two free throws with tree seconds left in OT and stole the inbound pass for the four-point win.**
- TROY: Saw his most playing time as a Razorback with 32:29 minutes and was second-best on the team at +14.
- OKLAHOMA: Was +7 in 15:44 played with five rebounds (three offensive), five points, one assist, one steal and one blocked shot.
- UNCA: **Perhaps his best overall game of the season** ... Had seven points and seven rebounds (five offensive) with three steals and two assists
- MISSOURI: Provided a bug spark off the bench ... **Pulled down a team-best and season-high eight rebounds** ... Drew six fouls.
- @ AUBURN: Had five rebounds and led the team with two steals.



- Led his team in Pts (ARK): 5 (0)
- Led his team in Rebs (ARK): 14 (4)
- Led his team in Assists (ARK): 7 (0)
- Led his tm in PT•REB Same Gm (ARK): 3 (0)
- Led his tm in P•R•A Same Gm (ARK): 2 (0)
- Double-figure Pts (ARK): 20 (0)
- Double-figure Rebs (ARK): 7 (0)
- 20-pt gms (ARK): 3 (0)
- 30-pt gms (ARK): 2 (0)
- Gms with a 3PT Made (ARK): 0 (0)
- Gms with 3+ Assists (ARK): 17 (0)
- Gms with 5+ Rebs (ARK): 46 (9)

JOHNSON'S PERSONAL BESTS

POINTS

Season: 8 vs Troy (11/28/22)

Career: 32 at Arkansas State (02/22/20)

SEC: 7 (2x) last vs Mississippi State (02/05/22)

FG MADE

Season: 2 vs San Diego State (11/23/22)

Career: 9 at Arkansas State (02/22/20)

SEC: 3 vs Mississippi State (02/05/22)

FG ATTEMPTED

Season: 3 vs Troy (11/28/22)

Career: 13 at Memphis (11/20/19)

SEC: 5 vs Mississippi State (02/05/22)

3-PT FG ATT

Season: --

Career: 1 (2x) last at Memphis (11/20/19)

SEC: --

FT MADE

Season: 3 vs San Diego State (11/23/22)

Career: 14 at Arkansas State (02/22/20)

SEC: 5 at Texas A&M (01/08/22)

FT ATTEMPTED

Season: 6 vs Troy (11/28/22)

Career: 16 at Arkansas State (02/22/20)

SEC: 8 at Tennessee (03/05/22)

REBOUNDS

Season: 8 vs Missouri (01/04/23)

Career: 20 at Arkansas State (02/22/20)

SEC: 8 (2x) last at Tennessee (03/05/22)

ASSISTS

Season: 1 (4x) LAST vs LSU (01/24/23)

Career: 6 vs App State (02/01/20)

SEC: 2 vs Mississippi State (02/05/22)

STEALS

Season: 3 vs UNC Asheville (12/21/22)

Career: 3 (2x) vs UNCA (12/21/22)

SEC: 2 at Auburn (01/07/23)

BLOCKED SHOTS

Season: 1 (3x) LAST at Vanderbilt (01/14/23)

Career: 3 vs Elon (12/21/21)

SEC: 1 (2x) LAST at Vanderbilt (01/14/23)

MINUTES

Season: 32:29 vs Troy (11/28/22)

Career: 38:42 vs UT Arlington (01/04/20)

SEC: 30:29 at Missouri (01/18/23)

KAMANI JOHNSON 2022-23 GAME STATS

Opponent	Date	GS	Min	FG	FGA	Pct	3FG	3A	Pct	FT	FTA	Pct	O	D	Tot	Avg	PF	FO	A	TO	Blk	Stl	Pts	Avg
NORTH DAKOTA ST.	11/07/22	*	10	0	0	.000	0	0	.000	0	0	.000	0	0	0	0.0	2	0	0	1	0	1	0	0.0
FORDHAM	11/11/22		3	0	1	.000	0	0	.000	0	2	.000	1	0	1	0.5	0	0	0	0	0	0	0	0.0
SOUTH DAKOTA ST.	11/16/22		9	1	3	.333	0	0	.000	0	0	.000	3	1	4	1.7	3	0	0	3	0	1	2	0.7
vs Louisville	11/21/22	DNP																						
vs Creighton	11/22/22	DNP																						
vs San Diego St.	11/23/22		19	2	2	1.000	0	0	.000	3	5	.600	4	3	7	3.0	3	0	0	1	0	2	7	2.3
TROY	11/28/22		32	1	3	.333	0	0	.000	6	8	.750	0	3	3	3.0	2	0	0	0	0	1	8	3.4
SAN JOSE ST.	12/03/22		3	0	0	.000	0	0	.000	0	0	.000	0	0	0	2.5	1	0	0	0	0	1	0	2.8
UNC GREENSBORO	12/06/22		9	0	1	.000	0	0	.000	1	2	.500	1	4	5	2.9	0	0	0	0	1	0	1	2.6
vs Oklahoma	12/10/22		15	2	3	.667	0	0	.000	1	1	1.000	3	2	5	3.1	2	0	1	0	1	1	5	2.9
vs Bradley	12/17/22		12	1	1	1.000	0	0	.000	0	0	.000	1	1	2	3.0	2	0	0	0	1	0	2	2.8
UNC ASHEVILLE	12/21/22		22	3	6	.500	0	0	.000	1	2	.500	5	2	7	3.4	2	0	2	0	0	3	7	3.2
at LSU	12/28/22		7	0	0	.000	0	0	.000	0	0	.000	0	0	0	3.1	2	0	0	0	0	0	0	2.9
MISSOURI	01/04/23		20	2	2	1.000	0	0	.000	1	4	.250	3	5	8	3.5	3	0	0	0	0	1	5	3.1
at Auburn	01/07/23		20	0	2	.000	0	0	.000	1	2	.500	3	2	5	3.6	3	0	0	0	0	2	1	2.9
ALABAMA	01/11/23		6	0	0	.000	0	0	.000	0	0	.000	0	0	0	3.4	2	0	0	0	0	0	0	2.7
at Vanderbilt	01/14/23		8	0	0	.000	0	0	.000	0	0	.000	1	0	1	3.2	5	1	0	0	1	0	0	2.5
at Missouri	01/18/23	*	31	2	4	.500	0	0	.000	3	4	.750	3	4	7	3.4	5	1	0	1	0	0	7	2.8
OLE MISS	01/21/23	*	3	0	1	.000	0	0	.000	0	0	.000	0	0	0	3.2	2	0	0	0	0	0	0	2.6
LSU	01/24/23		7	0	0	.000	0	0	.000	0	0	.000	1	0	1	3.1	3	0	1	1	1	0	0	2.5
at Baylor	01/28/23		3	0	0	.000	0	0	.000	0	0	.000	0	1	1	3.0	1	0	0	0	0	0	0	2.4
Totals		3	239	14	29	.483	0	0	.000	17	30	.567	29	28	57	3.0	43	2	4	7	5	13	45	2.4

KAMANI JOHNSON CAREER STATISTICS

Year	GP	GS	Min	Avg	FG	FGA	Pct	3FG	3FGA	Pct	FT	FTA	Pct	Off	Def	Tot	Avg	PF	FO	Ass	TO	Blk	Stl	Pts	Avg
2018-19 (VALR)	27	15	519	19.2	53	96	.552	0	1	.000	33	65	.508	51	79	130	4.8	85	5	37	41	13	14	139	5.1
2019-20 (VALR)	31	28	860	27.7	98	191	.513	0	1	.000	144	198	.727	94	113	207	6.7	99	5	68	67	15	23	340	11.0
2021-22 (ARK)	26	1	203	7.8	18	29	.621	0	0	.000	23	43	.535	34	35	69	2.7	37	0	7	16	10	6	59	2.3
2022-23 (ARK)	19	3	239	12.6	14	29	.483	0	0	.000	17	30	.567	29	28	57	3.0	43	2	4	7	5	13	45	2.4
CAREER	103	47	1821	17.7	183	345	.530	0	2	.000	217	336	.646	208	255	463	4.5	264	12	116	131	43	56	583	5.7

22

MAKHEL MITCHELL

F/C | Sr. | 6-10 | 240 | Washington, D.C. | Woodrow Wilson HS / Rhode Island

@makhelmitchell

@_kheill

Including 2022-23, has **TWO** years of collegiate eligibility
Major: Food, Nutrition & Health
Born on Jan. 31, 2000 in Washington, D.C.
The son of Maria Mitchell



DOUBLE-DOUBLES (4)

SOPHOMORE (at URI) (3)
01/16/21 • GEORGE MASON ^ 14 pts 10 reb
01/20/21 • at Duquesne ^ 16 pts 11 reb
02/16/21 • DAYTON 16 pts 12 reb

JUNIOR (at URI) (1)
02/08/22 • at VCU 12 pts 10 reb
^ - Consecutive games

Makhel (Ma-Kale) Mitchell joined the Razorback squad with his twin Makhi for 2022-23 after playing two seasons at Rhode Island and one at Maryland ... Has two seasons of eligibility remaining ... Is the younger of the twins by two minutes.

• ON A PER 40 MINUTES BASIS: 13.5 pts • 10.2 reb • 4.5 blocked shots

• Ranks 5th among active SEC players (40th among NCAA) in career blocked shots (138)

2022-23 HIGHLIGHTS:

- LOUISVILLE: Tied his brother with a game and season-high six rebounds ... Also scored a season-high 12 points, making 4-of-5 FG – all four on dunks – and making 4-of-6 at the line.
- SAN DIEGO STATE: Was 3-of-3 from the field (with two dunks) and led the team with two blocked shots.
- UNCA: Was solid in his eight minutes with six points, three rebounds, three blocked shots and a steal.
- ALABAMA: **Got his first start of the season** ... Had five points and four rebounds ... Made both of his FG attempts (both dunks) and made his only FT attempt ... Rejected two shots and added a steal
- OLE MISS: After not playing at Mizzou the previous game, was having one of his most impactful games of the season ... Only played 21:08 before leaving the game with a foot injury ... Scored four points with five rebounds (SEC high and 2nd-best total of the season), two steals (tying as season high), two blocked shots and an assist.
- @ BAYLOR: After missing a game with a foot injury, provided a big spark off the bench ... Was 1 of 2 players in the positive in +/- +3 ... Had season highs in minutes (23:05), rebounds (7) and blocked shots (3).



- Led his tm in Pts (ARK): 13 (0)
- Led his tm in Rebs (ARK): 13 (1)
- Led his tm in Assists (ARK): 8 (0)
- Led his tm in BLK Shots (ARK): 40 (5)
- Double-figure Pts (ARK): 30 (0)
- Double-figure Rebs (ARK): 4 (0)
- 20-pt gms – 30-pt gms (ARK): 3 (0) - 0 (0)
- Gms with a 3PT Made (ARK): 0 (0)
- Gms with 3+ Assists (ARK): 4 (0)
- Gms with 3+ Blks (ARK): 20 (2)
- Gms with 5+ Rebs (ARK): 34 (2)

MAKHEL'S PERSONAL BESTS

POINTS

Season: 12 vs Louisville (11/21/22)

Career: 23 at UMass (01/13/21)

SEC: 5 vs Alabama (01/11/23)

FG MADE

Season: 4 vs Louisville (11/21/22)

Career: 10 at UMass (01/13/21)

SEC: 2 vs Alabama (01/11/23)

FG ATTEMPTED

Season: 5 vs Louisville (11/21/22)

Career: 16 vs Saint Louis (03/02/22)

SEC: 2 vs Alabama (01/11/23)

3-POINT FG MADE

Season: --

Career: --

SEC: --

3-PT FG ATTEMPTS

Season: --

Career: 2 (2x) LAST at Milwaukee (12/13/21)

SEC: --

FT MADE

Season: 4 vs Louisville (11/21/22)

Career: 8 vs George Mason (11/22/19)

SEC: 2 vs Ole Miss (01/21/23)

FT ATTEMPTED

Season: 6 vs Louisville (11/21/22)

Career: 13 (2x) last vs G. Washington (01/22/22)

SEC: 4 vs Ole Miss (01/21/23)

REBOUNDS

Season: 7 at Baylor (01/28/23)

Career: 12 vs Dayton (02/16/21)

SEC: 5 vs Ole Miss (01/21/23)

ASSISTS

Season: 3 vs Louisville (11/21/22)

Career: 5 vs Georgia State (11/27/21)

SEC: 1 (2x) LAST vs Ole Miss (01/21/23)

STEALS

Season: 2 (2x) LAST vs Ole Miss (01/21/23)

Career: 3 at Fordham (02/02/22)

SEC: 2 vs Ole Miss (01/21/23)

BLOCKED SHOTS

Season: 3 (2x) LAST at Baylor (01/28/23)

Career: 8 vs Boston College (11/21/21)

SEC: 2 (3x) LAST vs Ole Miss (01/21/23)

MINUTES

Season: 23:05 at Baylor (01/28/23)

Career: 33:55 at Geo Washington (02/19/22)

SEC: 22:15 vs Alabama (01/11/23)

MAKHEL MITCHELL 2022-23 GAME STATS

Opponent	Date	GS	Min	FG	FGA	Pct	3FG	3A	Pct	FT	FTA	Pct	O	D	Tot	Avg	PF	FO	A	T	Blk	Stl	Pts	Avg
NORTH DAKOTA ST.	11/07/22	DNP																						
FORDHAM	11/11/22	4		0	1	.000	0	0	.000	0	0	.000	0	0	0	0.0	0	0	0	1	0	1	0	0.0
SOUTH DAKOTA ST.	11/16/22	6		0	1	.000	0	0	.000	0	0	.000	0	3	3	1.5	2	0	1	1	0	1	0	0.0
vs Louisville	11/21/22	20		4	5	.800	0	0	.000	4	6	.667	0	6	6	3.0	2	0	3	0	2	2	12	4.0
vs Creighton	11/22/22	7		2	3	.667	0	0	.000	0	1	.000	1	2	3	3.0	0	0	0	0	2	0	4	4.0
vs San Diego St.	11/23/22	14		3	3	1.000	0	0	.000	0	0	.000	0	3	3	3.0	3	0	0	1	2	0	6	4.4
TROY	11/28/22	7		1	1	1.000	0	0	.000	0	0	.000	1	1	2	2.8	0	0	0	0	0	0	2	4.0
SAN JOSE ST.	12/03/22	1		0	1	.000	0	0	.000	0	0	.000	1	0	1	2.6	0	0	0	0	0	0	0	3.4
UNC GREENSBORO	12/06/22	DNP																						
vs Oklahoma	12/10/22	DNP																						
vs Bradley	12/17/22	1		0	0	.000	0	0	.000	0	0	.000	0	0	0	2.3	0	0	0	0	0	0	0	3.0
UNC ASHEVILLE	12/21/22	8		2	4	.500	0	0	.000	2	2	1.000	1	2	3	2.3	1	0	0	2	3	1	6	3.3
at LSU	12/28/22	DNP																						
MISSOURI	01/04/23	1		0	0	.000	0	0	.000	1	2	.500	0	0	0	2.1	0	0	0	0	0	0	1	3.1
at Auburn	01/07/23	7		1	1	1.000	0	0	.000	0	0	.000	0	2	2	2.1	1	0	0	1	0	0	2	3.0
ALABAMA	01/11/23	* 22		2	2	1.000	0	0	.000	1	1	1.000	2	2	4	2.3	3	0	0	1	2	1	5	3.2
at Vanderbilt	01/14/23	* 17		4	5	.800	0	0	.000	0	3	.000	1	1	2	2.2	3	0	1	1	2	0	8	3.5
at Missouri	01/18/23	DNP																						
OLE MISS	01/21/23	21		1	1	1.000	0	0	.000	2	4	.500	2	3	5	2.4	3	0	1	0	2	2	4	3.6
LSU	01/24/23	DNP-Inj																						
at Baylor	01/28/23	24		2	3	.667	0	0	.000	0	0	.000	2	5	7	2.7	4	0	2	1	3	0	4	3.6
Totals		2	160	22	31	.710	0	0	.000	10	19	.526	11	30	41	2.7	22	0	8	9	18	8	54	3.6

MAKHEL MITCHELL CAREER STATISTICS

Year	GP	GS	Min	Avg	FG	FGA	Pct	3FG	3FGA	Pct	FT	FTA	Pct	Off	Def	Tot	Avg	PF	FO	Ass	TO	Blk	Stl	Pts	Avg
2019-20 (MD)	10	0	67	6.7	4	8	.500	0	0	.000	2	4	.500	8	15	23	2.3	9	0	2	3	4	2	10	1.0
2020-21 (URI)	25	23	558	22.3	97	186	.522	0	2	.000	45	96	.469	47	92	139	5.6	87	7	22	49	42	10	239	9.6
2021-22 (URI)	31	27	821	26.5	135	269	.502	0	7	.000	62	118	.525	34	139	173	5.6	86	3	40	59	74	23	332	10.7
2022-23 (ARK)	15	2	160	10.7	22	31	.710	0	0	.000	10	19	.526	11	30	41	2.7	22	0	8	9	18	8	54	3.6
CAREER	81	52	1606	19.8	258	494	.522	0	9	.000	119	237	.502	100	276	376	4.6	204	10	72	120	138	43	635	7.8

23

DERRIAN FORD

G | Fr. | 6-3 | 205 | Magnolia, Ark. | Magnolia HS

@thetruthballers

@derrianford2022

Including 2022-23, has **FOUR** years of collegiate eligibility

Major: TBA (Education)

Born on Nov. 14, 2003 in Magnolia, Ark.

The son of Darnell and Tiffani Ford

Made the **University's Dean's List** (3.5-3.99 GPA) for **Fall 2022**.Made the **Department's Honor Roll** (3.5-3.99 GPA) for **Fall 2022**.

- **Two-time Gatorade Arkansas Player of the Year (2021 & '22)**
- **McDonald's High school All-American Nominee**
- Two-time (2021 and 2022) Class 4A Player of the Year by the Arkansas Basketball Coaches Association

2022-23 HIGHLIGHTS:

- **FORDHAM:** Scored his first two collegiate points
- **SOUTH DAKOTA STATE:** Grabbed three rebounds and had a steal in nine minutes.
- **SAN JOSE STATE:** Had three assists and two points in 7:15 played.
- **UNCA:** Dished out two assists with three rebounds.
- **@ MISSOURI:** Saw his most significant minutes of the season ... Scored four points (1-of-1 FG and 2-of-2 FT) in 9:29 played.
- **OLE MISS:** Was the first sub off the bench for the first time this season.

**NATIONAL RECRUITING RANKINGS**

- **#66 on the SI99 All-American list**
- **247Sports** ★★★★★ **#69 nation** **#11 CG**
- **247Composite** ★★★★★ **#68 nation** **#12 CG**
- **ESPN** ★★★★★ **#71 nation** **#12 SF**
- **Rivals** ★★★★★ **#78 nation** **#16 SG**

DERRIAN FORD 2022-23 GAME STATS

Opponent	Date	GS	Min	FG	FGA	Pct	3FG	3A	Pct	FT	FTA	Pct	O	D	Tot	Avg	PF	FO	A	TO	Blk	Stl	Pts	Avg
NORTH DAKOTA ST.	11/07/22	3		0	1	.000	0	0	.000	0	0	.000	1	0	1	1.0	0	0	0	0	0	0	0	0.0
FORDHAM	11/11/22	5		1	2	.500	0	0	.000	0	0	.000	0	0	0	0.5	0	0	0	0	0	0	2	1.0
SOUTH DAKOTA ST.	11/16/22	9		0	0	.000	0	0	.000	0	0	.000	0	3	3	1.3	1	0	0	1	0	1	0	0.7
vs Louisville	11/21/22	4		1	1	1.000	0	0	.000	0	0	.000	0	0	0	1.0	1	0	0	0	0	0	2	1.0
vs Creighton	11/22/22	DNP																						
vs San Diego St.	11/23/22	DNP																						
TROY	11/28/22	DNP																						
SAN JOSE ST.	12/03/22	7		1	1	1.000	0	0	.000	0	0	.000	0	0	0	0.8	0	0	3	0	0	0	2	1.2
UNC GREENSBORO	12/06/22	1		0	0	.000	0	0	.000	0	0	.000	0	0	0	0.7	0	0	0	0	0	0	0	1.0
vs Oklahoma	12/10/22	DNP																						
vs Bradley	12/17/22	2		0	0	.000	0	0	.000	0	0	.000	0	0	0	0.6	0	0	0	1	0	0	0	0.9
UNC ASHEVILLE	12/21/22	9		0	2	.000	0	0	.000	2	2	1.000	0	3	3	0.9	0	0	2	0	0	0	2	1.0
at LSU	12/28/22	DNP																						
MISSOURI	01/04/23	DNP																						
at Auburn	01/07/23	1		0	0	.000	0	0	.000	0	0	.000	0	0	0	0.8	0	0	0	0	0	0	0	0.9
ALABAMA	01/11/23	0		0	0	.000	0	0	.000	0	0	.000	0	0	0	0.7	0	0	0	0	0	0	0	0.8
at Vanderbilt	01/14/23	3		0	0	.000	0	0	.000	0	0	.000	0	0	0	0.6	1	0	0	1	0	0	0	0.7
at Missouri	01/18/23	9		1	1	1.000	0	0	.000	2	2	1.000	0	0	0	0.6	1	0	0	1	0	0	4	1.0
OLE MISS	01/21/23	7		0	1	.000	0	1	.000	0	0	.000	0	0	0	0.5	1	0	0	0	0	0	0	0.9
LSU	01/24/23	DNP																						
at Baylor	01/28/23	DNP																						
Totals		0	60	4	9	.444	0	1	.000	4	4	1.000	1	6	7	0.5	5	0	5	4	0	1	12	0.9

FORD'S PERSONAL BESTS

POINTS	
Season: 4	at Missouri (01/18/23)
SEC: 4	at Missouri (01/18/23)
FG MADE	
Season: 1 (4x)	LAST at Missouri (01/18/23)
SEC: 1	at Missouri (01/18/23)
FG ATTEMPTED	
Season: 2	vs Fordham (11/11/22)
SEC: 1	at Missouri (01/18/23)
3-POINT FG MADE	
Season: --	
SEC:	
3-PT FG ATTEMPTS	
Season: --	
SEC:	
FT MADE	
Season: 2 (2x)	LAST at Missouri (01/18/23)
SEC: 2	at Missouri (01/18/23)
FT ATTEMPTED	
Season: 2 (2x)	LAST at Missouri (01/18/23)
SEC: 2	at Missouri (01/18/23)
REBOUNDS	
Season: 3 (2x)	LAST vs UNC Asheville (12/21/22)
SEC:	
ASSISTS	
Season: 3	vs San Jose State (12/03/22)
SEC:	
STEALS	
Season: 1	vs South Dakota State (11/16/22)
SEC:	
BLOCKED SHOTS	
Season: --	
SEC:	
MINUTES	
Season: 9:29	at Missouri (01/18/23)
SEC: 9:29	at Missouri (01/18/23)

DERRIAN FORD CAREER STATISTICS

Year	GP	GS	Min	Avg	FG	FGA	Pct	3FG	3FGA	Pct	FT	FTA	Pct	Off	Def	Tot	Avg	PF	FO	Asst	TO	Blk	Stl	Pts	Avg
2022-23	13	0	60	4.6	4	9	.444	0	1	.000	4	4	1.000	1	6	7	0.5	5	0	5	4	0	1	12	0.9

21 CADE ARBOGAST

G | Jr. | 6-3 | 180 | Concord, Calif. | De La Salle HS / Lane (Ore.) CC

[@cadearbogast](#)
[@cadearbogast](#)

Including 2022-23, has **THREE** years of collegiate eligibility
Major: Communications
Born on Aug. 23, 2000 in Walnut Creek, Calif.
The son of Peter and Carol Arbogast



Named to the 2022-23 SEC Winter Academic Honor Roll

2021-22 (So.):

• Scored his first collegiate points – a 3-pointer (1:32 in the 2nd half) [that blew the roof off Bud Walton Arena](#) – in the San Jose State win.

2021-22 (So. at Arkansas):

• Came to Arkansas as a walkon but earned a scholarship on Jan. 21 ([watch](#)) ... Played in four games, including the NCAA second-round win over New Mexico State ... **Grabbed three rebounds and added an assist in the win at Georgia.**

CADE ARBOGAST CAREER STATISTICS

Year	GP	GS	Min	Avg	FG	FGA	Pct	3FG	3FGA	Pct	FT	FTA	Pct	Off	Def	Tot	Avg	PF	FO	Ast	TO	Blk	Stl	Pts	Avg
2021-22	4	0	3	0.8	0	4	.000	0	2	.000	0	0	.000	2	1	3	0.8	0	0	1	0	0	0	0	0.0
2022-23	6	0	9	1.5	1	4	.250	1	4	.250	0	0	.000	0	1	1	0.2	1	0	0	0	0	0	3	0.5
CAREER	10	0	12	1.2	1	8	.125	1	6	.167	0	0	.000	2	2	4	0.4	1	0	1	0	0	0	3	0.3

45 LAWSON BLAKE

F | So. | 6-10 | 235 | Fayetteville, Ark. | Fayetteville HS / Link Year (Mo.) Prep

[@lawsonblake](#)
[@lawson.blake](#)

Including 2022-23, has **THREE** years of collegiate eligibility
Major: Exercise Science
Born on an. 3, 2002 in San Antonio, Texas
The son of Larry and Allison Blake



Named to the SEC First-Year Academic Honor Roll (2021-22) and the 2022-23 SEC Winter Academic Honor Roll

Made the **University's Chancellor's List** (4.0 GPA) for **Fall 2022**.

Made the **Department's Champions Honor Roll** (4.0 GPA) for **Fall 2022**.

2022-23 (So.):

• Grabbed his first career rebound in the win over Fordham ... Had a career-high two boards versus UNC Asheville.

2021-22 (Fr.):

• Made the team as a walkon ... Played in five games, including Arkansas' second-round NCAA Tournament win over New Mexico State.

LAWSON BLAKE CAREER STATISTICS

Year	GP	GS	Min	Avg	FG	FGA	Pct	3FG	3FGA	Pct	FT	FTA	Pct	Off	Def	Tot	Avg	PF	FO	Ast	TO	Blk	Stl	Pts	Avg
2021-22	5	0	5	1.0	0	0	.000	0	0	.000	0	0	.000	0	0	0	0.0	0	0	0	0	0	0	0	0.0
2022-23	6	0	10	1.7	0	2	.000	0	0	.000	0	0	.000	1	3	4	0.7	1	0	0	1	0	0	0	0.0
CAREER	11	0	15	1.4	0	2	.000	0	0	.000	0	0	.000	1	3	4	0.4	1	0	0	1	0	0	0	0.0

ARKANSAS RAZORBACKS

2022-23 SEASON RESULTS & LEADERS

RECORD:	OVERALL	HOME	AWAY	NEUTRAL
ALL GAMES	14-7	10-1	0-5	4-1
CONFERENCE	3-5	3-1	0-4	0-0
NON-CONFERENCE	11-2	7-0	0-1	4-1

DATE	TIME (CT)	R	A	N	K	OPPONENT	TV	RESULT	ATTEND	RECORD	(SEC)	HIGH POINTS	HIGH REBOUNDS
11/07/22	7:00 pm	10/10	--/--			NORTH DAKOTA STATE	SEC Network Plus	W 78-56	19200	1-0	--	(22)Ricky Council IV	(12)Trevon Brazile
11/11/22	7:00 pm	10/10	--/--			FORDHAM	SEC Network Plus	W 74-48	19200	2-0	--	(15)Ricky Council IV	(8)Trevon Brazile
11/16/22	7:00 pm	9/10	--/--			SOUTH DAKOTA STATE	SEC Network Plus	W 71-56	19200	3-0	--	(19)Ricky Council IV	(10)Trevon Brazile
11/21/22	4:00 pm	+ 9/9	--/--			vs Louisville	ESPN2	W 80-54	2400	4-0	--	(26)Anthony Black	(6)Makhi Mitchell (6) Makhel Mitchell
11/22/22	7:00 pm	+ 9/9	10/8			vs Creighton	ESPN	87-90 L	2400	4-1	--	(26)Anthony Black	(6)Anthony Black (6)Trevon Brazile
11/23/22	9:00 pm	+ 9/9	17/19			vs San Diego State	ESPN2	(OT) W 78-74	2400	5-1	--	(20)Trevon Brazile	(9)Trevon Brazile
11/28/22	7:00 pm	11/11	--/--			TROY	SEC Network	W 74-61	19200	6-1	--	(27)Ricky Council IV	(9)Makhi Mitchell
12/03/22	3:00 pm	11/11	--/--			SAN JOSE STATE	SEC Network	W 99-58	19200	7-1	--	(23)Trevon Brazile	(6)Jalen Graham
12/06/22	6:00 pm	9/8	--/--			UNC GREENSBORO	SEC Network	W 65-58	19200	8-1	--	(22)Nick Smith Jr.	(14)Makhi Mitchell
12/10/22	Noon	@ 9/8	--/RV			vs. Oklahoma	ESPN2	W 88-78	14201	9-1	--	(26)Ricky Council IV	(6)Makhi Mitchell
12/17/22	3:00 pm	& 10/10	--/--			vs. Bradley	--	W 76-57	16675	10-1	--	(18)Jordan Walsh	(7)Davonte Davis
12/21/22	8:00 pm	10/8	--/--			UNC ASHEVILLE	SEC Network	W 85-51	19200	11-1	--	(16)Jalen Graham	(7)Kamani Johnson
12/28/22	8:00 pm	* 9/7	--/--			at LSU	ESPN2	57-60 L	10428	11-2	0-1	(16)Davonte Davis	(12)Makhi Mitchell
01/04/23	7:30 pm	* 13/13	20/21			MISSOURI	SEC Network	W 74-68	19200	12-2	1-1	(25)Ricky Council IV	(8)Kamani Johnson
01/07/23	7:30 pm	* 13/13	22/20			at Auburn	SEC Network	59-72 L	9121	12-3	1-2	(23)Anthony Black	(10)Jordan Walsh
01/11/23	6:00 pm	* 15/16	4/4			ALABAMA	ESPN2	69-84 L	19200	12-4	1-3	(16)Jalen Graham (16)Davonte Davis	(10)Davonte Davis
01/14/23	1:00 pm	* 15/16	--/--			at Vanderbilt	ESPNU	84-97 L	9362	12-5	1-4	(24)Ricky Council IV	(8)Makhi Mitchell
01/18/23	8:00 pm	* 25/25	RV/RV			at Missouri	SEC Network	76-79 L	14448	12-6	1-5	(18)Davonte Davis	(9)Davonte Davis (9)Makhi Mitchell
01/21/23	11:00 am	* 25/25	--/--			OLE MISS	ESPN2	W 69-57	19200	13-6	2-5	(17)Anthony Black	(7)Jordan Walsh
01/24/23	6:00 pm	* RV/--	--/--			LSU	ESPN2	W 60-40	19200	14-6	3-5	(16)Davonte Davis	(8)Makhi Mitchell
01/28/23	3 or 5 pm	% RV/--	17/17			at Baylor	ESPN	64-67 L	10627	14-7	--	(25)Ricky Council IV	(9)Jalen Graham
01/31/23	6:00 pm	*				TEXAS A&M	ESPN2						
02/04/23	2:30 pm	*				at South Carolina	SEC Network						
02/27/23	8:00 pm	*				at Kentucky	ESPN/2						
02/11/23	5:00 pm	*				MISSISSIPPI STATE	ESPN2/U						
02/15/23	8:00 pm	*				at Texas A&M	ESPN2/U						
02/18/23	1:00 pm	*				FLORIDA	ESPN/2						
02/21/23	8:00 pm	*				GEORGIA	SEC Network						
02/25/23	1 or 3 pm	*				at Alabama	ESPN/2						
02/28/23	8:00 pm	*				at Tennessee	ESPN/2/U						
03/04/23	1:00 pm	*				KENTUCKY	CBS						
Mar. 8-12		^				SEC Tournament							

Home Games in CAPS | * - Southeastern Conference game | + Maui Jim Maui Invitational (Lahaina, Hawaii (Lahaina Civic Center) |
 @ - played in Tulsa, Okla. (BOK Center) | & - played in North Little Rock (Simmons Bank Arena) |
 % - Big 12/SEC Challenge | ^ - SEC Tournament (Nashville, Tenn. - Bridgestone Arena)

ATTENDANCE SUMMARY	GAMES	TOTALS	AVG/GAME
HOME	11	211200	19200
AWAY	5	53986	10797
NEUTRAL	5	38076	7615
TOTAL	21	303262	14441

ARKANSAS RAZORBACKS

2022-23 COMBINED REPORT

RECORD:	OVERALL	HOME	AWAY	NEUTRAL
ALL GAMES	14-7	10-1	0-5	4-1
CONFERENCE	3-5	3-1	0-4	0-0
NON-CONFERENCE	11-2	7-0	0-1	4-1

#	Player	GP	GS	Min	Avg	• TOTAL •			• 3-PTS •			• REBOUNDS •				PF FO		A TO Blk Stl					Pts Av					
						FG	FGA	Pct	3FG	FGA	Pct	FT	FTA	Pct	Off										Def	Tot	Avg	
1	Ricky Council IV	21	20	733	34.9	127	273	.465	23	79	.291	84	105	.800	22	42	64	3.0	37	0	49	50	4	31	361	17.2		
0	Anthony Black	21	21	730	34.8	86	192	.448	20	61	.328	71	101	.703	30	81	111	5.3	48	1	82	64	11	37	263	12.5		
4	Davonte Davis	20	16	650	32.5	80	199	.402	19	66	.288	30	39	.769	13	74	87	4.4	44	1	57	40	3	27	209	10.5		
15	Makhi Mitchell	21	20	442	21.0	64	99	.646	1	1	1.000	29	47	.617	32	89	121	5.8	63	5	23	23	30	20	158	7.5		
13	Jordan Walsh	21	18	497	23.7	58	128	.453	13	47	.277	22	32	.688	18	57	75	3.6	61	5	21	23	11	21	151	7.2		
2	Trevon Brazile	9	0	243	27.0	37	77	.481	11	29	.379	21	31	.677	9	45	54	6.0	23	1	9	20	11	9	106	11.8		
11	Jalen Graham	17	0	161	9.5	39	67	.582	0	2	.000	7	21	.333	16	32	48	2.8	24	0	9	21	4	8	85	5.0		
3	Nick Smith Jr.	5	4	120	24.0	21	54	.389	6	20	.300	16	19	.842	2	7	9	1.8	6	0	9	6	1	3	64	12.8		
22	Makhel Mitchell	15	2	160	10.7	22	31	.710	0	0	.000	10	19	.526	11	30	41	2.7	22	0	8	9	18	8	54	3.6		
5	Joseph Pinion	18	0	128	7.1	18	40	.450	10	27	.370	7	7	1.000	4	11	15	0.8	18	0	3	0	1	5	53	2.9		
20	Kamani Johnson	19	3	239	12.6	14	29	.483	0	0	.000	17	30	.567	29	28	57	3.0	43	2	4	7	5	13	45	2.4		
23	Derrian Ford	13	0	60	4.6	4	9	.444	0	1	.000	4	4	1.000	1	6	7	0.5	5	0	5	4	0	1	12	0.9		
21	Cade Arbogast	6	0	9	1.5	1	4	.250	1	4	.250	0	0	.000	0	1	1	0.2	1	0	0	0	0	0	3	0.5		
12	Barry Dunning Jr.	13	1	44	3.4	0	4	.000	0	2	.000	1	2	.500	0	2	2	0.2	4	0	1	2	0	2	1	0.1		
45	Lawson Blake	6	0	10	1.7	0	2	.000	0	0	.000	0	0	.000	1	3	4	0.7	1	0	0	1	0	0	0	0.0		
TEAM.....																28 36		64 3.0		0		9					0	
THE HOGS.....		21				571	1208	.473	104	339	.307	319	457	.698	216	544	760	36.2	400	15	280	279	99	185	1565	74.5		
Opponents.....		21				472	1142	.413	115	370	.311	308	435	.708	185	477	662	31.5	394	-	201	327	60	136	1367	65.1		

Team Statistics	ARK	OPP
SCORING	1565	1367
Points per game	74.5	65.1
Scoring margin	+9.4	-
FIELD GOALS-ATT	571-1208	472-1142
Field goal pct	.473	.413
3 POINT FG-ATT	104-339	115-370
3-point FG pct	.307	.311
3-pt FG made per game	5.0	5.5
FREE THROWS-ATT	319-457	308-435
Free throw pct	.698	.708
F-Throws made per game	15.2	14.7
REBOUNDS	760	662
Rebounds per game	36.2	31.5
Rebounding margin	+4.7	-
ASSISTS	280	201
Assists per game	13.3	9.6
TURNOVERS	279	327
Turnovers per game	13.3	15.6
Turnover margin	+2.3	-
Assist/turnover ratio	1.0	0.6
STEALS	185	136
Steals per game	8.8	6.5
BLOCKS	99	60
Blocks per game	4.7	2.9
ATTENDANCE	211200	92062
Home games-Avg/Game	11-19200	5-10797
Neutral site-Avg/Game	-	5-7615

SCORE BY PERIODS:	1st	2nd	OT	Total
Arkansas	703	851	11	1565
Opponents	627	733	7	1367

Date	Ark. Rank	Opponent	Result	Score	Attend
11/07/22	10/10	NORTH DAKOTA ST.	W	76-58	19200
11/11/22	10/10	FORDHAM	W	74-48	19200
11/16/22	9/10	SOUTH DAKOTA ST.	W	71-56	19200
+ 11/21/22	9/9	vs Louisville	W	80-54	2400
+ 11/22/22	9/9	vs #10/8 Creighton	L	87-90	2400
+ 11/23/22	9/9	vs #17/19 San Diego St.	W	78-74 (OT)	2400
11/28/22	11/11	TROY	W	74-61	19200
12/03/22	11/11	SAN JOSE ST.	W	99-58	19200
12/06/22	9/8	UNC GREENSBORO	W	65-58	19200
@ 12/10/22	9/8	vs --/RV Oklahoma	W	88-78	14201
& 12/17/22	10/10	vs Bradley	W	76-57	16675
12/21/22	10/8	UNC ASHEVILLE	W	85-51	19200
* 12/28/22	9/7	at LSU	L	57-60	10428
* 01/04/23	13/13	#20/21 MISSOURI	W	74-68	19200
* 01/07/23	13/13	#22/20 at Auburn	L	59-72	9121
* 01/11/23	15/16	#4/4 ALABAMA	L	69-84	19200
* 01/14/23	15/16	at Vanderbilt	L	84-97	9362
* 01/18/23	25/25	at Missouri	L	76-79	14448
* 01/21/23	25/25	OLE MISS	W	69-57	19200
* 01/24/23	RV/--	LSU	W	60-40	19200
% 01/28/23	RV/--	at #17/17 Baylor	L	64-67	10627

* = SEC game || + Maui Jim Maui Invitational (Lahaina, Hawaii (Lahaina Civic Center)) ||
 @ - played in Tulsa, Okla. (BOK Center) || & - played in North Little Rock (Simmons Bank Arena) ||
 % - Big 12/SEC Challenge | ^ - SEC Tournament (Nashville, Tenn. - Bridgestone Arena)

ARKANSAS RAZORBACKS

2022-23 SEASON STATISTICS • ALL GAMES



RECORD:	OVERALL	HOME	AWAY	NEUTRAL
ALL GAMES	14-7	10-1	0-5	4-1
CONFERENCE	3-5	3-1	0-4	0-0
NON-CONFERENCE	11-2	7-0	0-1	4-1

#	Player	GP	GS	• TOTAL •			• 3-PTS •			• REBOUNDS •																
				Min	Avg	FG	FGA	Pct	3FG	FGA	Pct	FT	FTA	Pct	Off	Def	Tot	Avg	PFFO	A	TO	Blk	St	Pts	Avg	
1	Ricky Council IV	21	20	733	34.9	127	273	.465	23	79	.291	84	105	.800	22	42	64	3.0	37	0	49	50	4	31	361	17.2
0	Anthony Black	21	21	730	34.8	86	192	.448	20	61	.328	71	101	.703	30	81	111	5.3	48	1	82	64	11	37	263	12.5
4	Davonte Davis	20	16	650	32.5	80	199	.402	19	66	.288	30	39	.769	13	74	87	4.4	44	1	57	40	3	27	209	10.5
15	Makhi Mitchell	21	20	442	21.0	64	99	.646	1	1	1.000	29	47	.617	32	89	121	5.8	63	5	23	23	30	20	158	7.5
13	Jordan Walsh	21	18	497	23.7	58	128	.453	13	47	.277	22	32	.688	18	57	75	3.6	61	5	21	23	11	21	151	7.2
2	Trevon Brazile	9	0	243	27.0	37	77	.481	11	29	.379	21	31	.677	9	45	54	6.0	23	1	9	20	11	9	106	11.8
11	Jalen Graham	17	0	161	9.5	39	67	.582	0	2	.000	7	21	.333	16	32	48	2.8	24	0	9	21	4	8	85	5.0
3	Nick Smith Jr.	5	4	120	24.0	21	54	.389	6	20	.300	16	19	.842	2	7	9	1.8	6	0	9	6	1	3	64	12.8
22	Makhel Mitchell	15	2	160	10.7	22	31	.710	0	0	.000	10	19	.526	11	30	41	2.7	22	0	8	9	18	8	54	3.6
5	Joseph Pinion	18	0	128	7.1	18	40	.450	10	27	.370	7	7	1.000	4	11	15	0.8	18	0	3	0	1	5	53	2.9
20	Kamani Johnson	19	3	239	12.6	14	29	.483	0	0	.000	17	30	.567	29	28	57	3.0	43	2	4	7	5	13	45	2.4
23	Derrian Ford	13	0	60	4.6	4	9	.444	0	1	.000	4	4	1.000	1	6	7	0.5	5	0	5	4	0	1	12	0.9
21	Cade Arbogast	6	0	9	1.5	1	4	.250	1	4	.250	0	0	.000	0	1	1	0.2	1	0	0	0	0	0	3	0.5
12	Barry Dunning Jr.	13	1	44	3.4	0	4	.000	0	2	.000	1	2	.500	0	2	2	0.2	4	0	1	2	0	2	1	0.1
45	Lawson Blake	6	0	10	1.7	0	2	.000	0	0	.000	0	0	.000	1	3	4	0.7	1	0	0	1	0	0	0	0.0
TEAM.....															28	36	64	3.0	0			9			0	
ARKANSAS.....				21		571	1208	.473	104	339	.307	319	457	.698	216	544	760	36.2	400	15	280	279	99	185	1565	74.5
Opponents.....				21		472	1142	.413	115	370	.311	308	435	.708	185	477	662	31.5	394	-	201	327	60	136	1367	65.1

SCORE BY PERIODS:	1st	2nd	OT	Total
Arkansas	703	851	11	1565
Opponents	627	733	7	1367

DEADBALL REBOUNDS:	OFF	DEF	TOTAL
Arkansas	70	8	78
Opponents	59	12	71

ARKANSAS RAZORBACKS

2022-23 STATISTICS • SEC GAMES ONLY



RECORD:	OVERALL	HOME	AWAY
SEC ONLY	3-5	3-1	0-4

##	Player	GP	GS	• TOTAL •			• 3-PTS •			• REBOUNDS •																
				Min	Avg	FG	FGA	Pct	3FG	FGA	Pct	FT	FTA	Pct	Off	Def	Tot	Avg	PF	FO	A	TO	Blk	St	Pts	Avg
1	Ricky Council IV	8	7	272	34.0	37	101	.366	9	36	.250	33	43	.767	13	17	30	3.8	12	0	14	23	2	11	116	14.5
4	Davonte Davis	8	8	291	36.4	45	100	.450	12	32	.375	9	11	.818	5	42	47	5.9	21	1	26	20	1	11	111	13.9
0	Anthony Black	8	8	295	36.9	33	88	.375	7	26	.269	32	47	.681	16	30	46	5.8	23	1	35	28	4	14	105	13.1
15	Makhi Mitchell	8	7	202	25.3	23	38	.605	1	1	1.000	17	26	.654	16	42	58	7.3	27	3	5	11	13	2	64	8.0
13	Jordan Walsh	8	6	203	25.4	23	60	.383	5	24	.208	5	9	.556	11	29	40	5.0	25	1	6	11	4	4	56	7.0
5	Joseph Pinion	8	0	82	10.3	11	24	.458	7	18	.389	3	3	1.000	2	5	7	0.9	12	0	0	0	1	3	32	4.0
11	Jalen Graham	7	0	62	8.9	13	25	.520	0	1	.000	1	6	.167	4	11	15	2.1	10	0	1	8	2	2	27	3.9
22	Makhel Mitchell	5	2	68	13.6	8	9	.889	0	0	.000	4	10	.400	5	8	13	2.6	10	0	2	3	6	3	20	4.0
20	Kamani Johnson	8	2	102	12.8	4	9	.444	0	0	.000	5	10	.500	11	11	22	2.8	25	2	1	2	2	3	13	1.6
23	Derrian Ford	5	0	20	4.0	1	2	.500	0	1	.000	2	2	1.000	0	0	0	0.0	3	0	0	2	0	0	4	0.8
12	Barry Dunning Jr.	3	0	4	1.3	0	1	.000	0	1	.000	0	0	.000	0	0	0	0.0	0	0	0	0	0	0	0	0.0
TEAM.....															15	13	28	3.5	0		3				0	
RAZORBACKS.....				8		198	457	.433	41	140	.293	111	167	.665	98	208	306	38.2	168	8	90	111	35	53	548	68.5
Opponents.....				8		186	436	.427	47	137	.343	138	196	.704	76	181	257	32.1	153	-	81	94	33	58	557	69.6

SCORE BY PERIODS:	1st	2nd	Total
Arkansas	251	297	548
Opponents	238	319	557

DEADBALL REBOUNDS:	OFF	DEF	TOTAL
Arkansas	29	1	30
Opponents	23	7	30

2022-23 ARKANSAS RAZORBACKS GAME HIGHS AND LEADERS

Opponent	DATE	SCORE	RESULT	POINTS	REBOUNDS	ASSISTS	STEALS	BLOCKED SHOTS
NORTH DAKOTA ST.	11/07/22	76-58	W	22-Ricky Council IV	12-Trevon Brazile	3-Jordan Walsh Anthony Black	3-Makhi Mitchell Anthony Black	1-Ricky Council IV Davonte Davis Trevon Brazile Anthony Black
FORDHAM	11/11/22	74-48	W	15-Ricky Council IV	8-Trevon Brazile	7-Ricky Council IV	3-Makhi Mitchell Davonte Davis	2-Makhi Mitchell
SOUTH DAKOTA ST.	11/16/22	71-56	W	19-Ricky Council IV	10-Trevon Brazile	5-Anthony Black	4-Anthony Black	2-Trevon Brazile
vs Louisville	11/21/22	80-54	W	26-Anthony Black	6-Makhi Mitchell Makhel Mitchell	6-Anthony Black	4-Ricky Council IV	2-Makhel Mitchell
vs Creighton	11/22/22	87-90	L	26-Anthony Black	6-Trevon Brazile Anthony Black	6-Anthony Black	2-Anthony Black Ricky Council IV	3-Trevon Brazile
vs San Diego St.	11/23/22	78-74	WOT	20-Trevon Brazile	9-Trevon Brazile	4-Ricky Council IV	2-Trevon Brazile Kamani Johnson Ricky Council IV	2-Makhel Mitchell
TROY	11/28/22	74-61	W	27-Ricky Council IV	9-Makhi Mitchell	3-Anthony Black	2-Anthony Black Jordan Walsh Trevon Brazile	3-Makhi Mitchell
SAN JOSE ST.	12/03/22	99-58	W	23-Trevon Brazile	6-Jalen Graham	6-Anthony Black	3-Ricky Council IV	2-Trevon Brazile
UNC GREENSBORO	12/06/22	65-58	W	22-Nick Smith Jr.	14-Makhi Mitchell	3-Nick Smith Jr.	3-Davonte Davis	4-Makhi Mitchell
vs Oklahoma	12/10/22	88-78	W	26-Ricky Council IV	6-Makhi Mitchell	5-Ricky Council IV Anthony Black	2-Anthony Black Jordan Walsh	2-Makhi Mitchell
vs Bradley	12/17/22	76-57	W	18-Jordan Walsh	7-Davonte Davis	4-Anthony Black	5-Davonte Davis	2-Anthony Black
UNC ASHEVILLE	12/21/22	85-51	W	16-Jalen Graham	7-Kamani Johnson	3-Anthony Black Makhi Mitchell Joseph Pinion Davonte Davis	3-Makhi Mitchell Kamani Johnson	3-Makhel Mitchell
at LSU	12/28/22	57-60	L	16-Davonte Davis	12-Makhi Mitchell	4-Anthony Black	3-Ricky Council IV	3-Makhi Mitchell
MISSOURI	01/04/23	74-68	W	25-Ricky Council IV	8-Kamani Johnson	5-Davonte Davis Anthony Black	3-Davonte Davis	2-Makhi Mitchell
at Auburn	01/07/23	59-72	L	23-Anthony Black	10-Jordan Walsh	4-Anthony Black	2-Kamani Johnson	2-Makhi Mitchell
ALABAMA	01/11/23	69-84	L	16-Davonte Davis Jalen Graham	10-Davonte Davis	3-Ricky Council IV Davonte Davis	2-Davonte Davis	2-Makhel Mitchell
at Vanderbilt	01/14/23	84-97	L	24-Ricky Council IV	8-Makhi Mitchell	4-Davonte Davis	2-Ricky Council IV	2-Makhel Mitchell
at Missouri	01/18/23	76-79	L	18-Davonte Davis	9-Makhi Mitchell Davonte Davis	7-Anthony Black	3-Ricky Council IV	1-Makhi Mitchell Anthony Black
OLE MISS	01/21/23	69-57	W	17-Anthony Black	7-Jordan Walsh	8-Anthony Black	5-Anthony Black	2-Makhel Mitchell
LSU	01/24/23	60-40	W	16-Davonte Davis	8-Makhi Mitchell	7-Ricky Council IV	3-Anthony Black	3-Makhi Mitchell
at Baylor	01/28/23	64-67	L	25-Ricky Council IV	9-Jalen Graham	4-Davonte Davis Jalen Graham	2-Jalen Graham	3-Makhel Mitchell

LED TEAM IN POINTS (including ties)		LED TEAM IN REBS (including ties)		LED TEAM IN ASSISTS (including ties)		LED TEAM IN STEALS (including ties)		LED TEAM IN BLKS (including ties)	
Council	8	Khi Mitchell	8	Black	14	Black	8	Khi Mitchell	9
Black	5	Brazile	5	Council	5	Council	7	Khel Mitchell	7
Davis	4	Davis	3	Davis	5	Davis	5	Brazile	4
Graham	2	Johnson	2	Smith	1	Khi Mitchell	3	Black	3
Smith	1	Walsh	2	Walsh	1	Johnson	3	Council	1
Walsh	1	Graham	2	Khi Mitchell	1	Walsh	2	Davis	1
Brazile	1	Black	1	Pinion	1	Brazile	1		
		Khel Mitchell	1	Graham	1	Graham	1		

2022-23 RAZORBACK GAME-BY-GAME STATISTICS

Opponent	Date	Score	W/L	• TOTAL •			• 3-PTRS •						• REBOUNDS •										
				FG	FGA	Pct	3FG	FGA	Pct	FT	FTA	Pct	Off	Def	Tot	Avg	PF	A	TO	Blk	Stl	Pts	Avg
NORTH DAKOTA ST.	11/07/22	76-58	W	28	57	.491	4	10	.400	16	23	.696	6	34	40	40.0	19	10	11	4	11	76	76.0
FORDHAM	11/11/22	74-48	W	30	65	.462	2	16	.125	12	18	.667	16	22	38	39.0	19	17	13	4	13	74	75.0
SOUTH DAKOTA ST.	11/16/22	71-56	W	28	61	.459	7	22	.318	8	15	.533	9	33	42	40.0	19	17	20	4	14	71	73.7
vs Louisville	11/21/22	80-54	W	29	51	.569	8	22	.364	14	19	.737	6	22	28	37.0	23	20	16	3	10	80	75.2
vs Creighton	11/22/22	87-90	L	33	70	.471	8	20	.400	13	17	.765	10	21	31	35.8	21	15	9	5	8	87	77.6
vs San Diego St.	11/23/22	78-74	Wot	24	60	.400	3	17	.176	27	38	.711	10	30	40	36.5	20	8	16	3	9	78	77.7
TROY	11/28/22	74-61	W	27	51	.529	3	11	.273	17	23	.739	10	23	33	36.0	12	4	15	5	8	74	77.1
SAN JOSE ST.	12/03/22	99-58	W	37	59	.627	8	13	.615	17	21	.810	7	26	33	35.6	12	22	11	5	8	99	79.9
UNC GREENSBORO	12/06/22	65-58	W	18	54	.333	3	18	.167	26	33	.788	8	39	47	36.9	14	9	12	9	6	65	78.2
vs Oklahoma	12/10/22	88-78	W	35	59	.593	4	12	.333	14	19	.737	8	17	25	35.7	12	19	9	5	10	88	79.2
vs Bradley	12/17/22	76-57	W	25	51	.490	4	11	.364	22	31	.710	7	19	26	34.8	19	13	11	5	16	76	78.9
UNC ASHEVILLE	12/21/22	85-51	W	32	60	.533	5	13	.385	16	22	.727	11	25	36	34.9	19	20	10	6	15	85	79.4
at LSU	12/28/22	57-60	L	24	65	.369	4	25	.160	5	10	.500	13	31	44	35.6	14	7	10	5	8	57	77.7
MISSOURI	01/04/23	74-68	W	26	54	.481	6	21	.286	16	23	.696	15	25	40	35.9	19	13	17	4	7	74	77.4
at Auburn	01/07/23	59-72	L	19	56	.339	2	16	.125	19	32	.594	17	28	45	36.5	21	9	14	5	4	59	76.2
ALABAMA	01/11/23	69-84	L	26	61	.426	2	10	.200	15	23	.652	10	27	37	36.6	23	9	15	4	6	69	75.8
at Vanderbilt	01/14/23	84-97	L	31	63	.492	7	18	.389	15	24	.625	15	16	31	36.2	30	11	11	6	3	84	76.2
at Missouri	01/18/23	76-79	L	23	50	.460	7	17	.412	23	26	.885	13	29	42	36.6	33	12	21	2	6	76	76.2
OLE MISS	01/21/23	69-57	W	26	57	.456	8	20	.400	9	17	.529	8	23	31	36.3	16	14	11	4	12	69	75.8
LSU	01/24/23	60-40	W	23	51	.451	5	13	.385	9	12	.750	7	29	36	36.2	12	15	12	5	7	60	75.1
at Baylor	01/28/23	64-67	L	27	53	.509	4	14	.286	6	11	.545	10	25	35	36.2	23	16	15	6	4	64	74.5
Arkansas		1565		571	1208	.473	104	339	.307	319	457	.698	216	544	760	36.2	400	280	279	99	185	1565	74.5
Opponents		1367		472	1142	.413	115	370	.311	308	435	.708	185	477	662	31.5	394	201	327	60	136	1367	65.1

Games played: 21

Points/game: 74.5

FG Pct: 47.3

3FG Pct: 30.7

FT Pct: 69.8

Rebounds/game: 36.2

Assists/game: 13.3

Turnovers/game: 13.3

Assist/turnover ratio: 1.0

Steals/game: 8.8

Blocks/game: 4.7

2022-23 OPPONENT GAME-BY-GAME STATISTICS

Opponent	Date	Score	W/L	• TOTAL •			• 3-PTRS •			• REBOUNDS •				PF	A	TO	Blk	Stl	Pts	Avg			
				FG	FGA	Pct	3FG	FGA	Pct	FT	FTA	Pct	Off								Def	Tot	Avg
NORTH DAKOTA ST.	11/07/22	76-58	W	19	56	.339	5	21	.238	15	23	.652	7	28	35	35.0	16	7	14	2	5	58	58.0
FORDHAM	11/11/22	74-48	W	17	45	.378	4	17	.235	10	17	.588	9	20	29	32.0	17	7	30	0	4	48	53.0
SOUTH DAKOTA ST.	11/16/22	71-56	W	18	56	.321	3	16	.188	17	20	.850	6	26	32	32.0	14	9	20	2	8	56	54.0
vs Louisville	11/21/22	80-54	W	16	44	.364	4	12	.333	18	25	.720	7	17	24	30.0	16	4	22	1	4	54	54.0
vs Creighton	11/22/22	87-90	L	31	53	.585	7	14	.500	21	29	.724	5	30	35	31.0	16	17	17	3	5	90	61.2
vs San Diego St.	11/23/22	78-74	Wot	27	62	.435	2	18	.111	18	23	.783	7	27	34	31.5	23	8	15	2	9	74	63.3
TROY	11/28/22	74-61	W	24	56	.429	9	28	.321	4	8	.500	10	16	26	30.7	19	10	18	3	6	61	63.0
SAN JOSE ST.	12/03/22	99-58	W	23	57	.404	6	19	.316	6	11	.545	11	18	29	30.5	19	8	18	3	6	58	62.4
UNC GREENSBORO	12/06/22	65-58	W	21	67	.313	9	28	.321	7	11	.636	8	31	39	31.4	26	13	9	3	8	58	61.9
vs Oklahoma	12/10/22	88-78	W	32	56	.571	7	15	.467	7	9	.778	7	20	27	31.0	17	15	15	1	5	78	63.5
vs Bradley	12/17/22	76-57	W	18	45	.400	4	15	.267	17	21	.810	8	24	32	31.1	22	8	27	2	8	57	62.9
UNC ASHEVILLE	12/21/22	85-51	W	20	50	.400	2	12	.167	9	18	.500	9	19	28	30.8	17	9	20	4	3	51	61.9
at LSU	12/28/22	57-60	L	25	62	.403	4	17	.235	6	12	.500	9	30	39	31.5	13	9	10	3	6	60	61.8
MISSOURI	01/04/23	74-68	W	24	54	.444	6	19	.316	14	21	.667	9	14	23	30.9	23	12	10	2	7	68	62.2
at Auburn	01/07/23	59-72	L	24	55	.436	7	21	.333	17	22	.773	7	25	32	30.9	20	13	8	7	8	72	62.9
ALABAMA	01/11/23	69-84	L	25	54	.463	9	20	.450	25	36	.694	8	29	37	31.3	22	11	13	5	8	84	64.2
at Vanderbilt	01/14/23	84-97	L	29	56	.518	10	18	.556	29	36	.806	15	23	38	31.7	20	10	9	5	5	97	66.1
at Missouri	01/18/23	76-79	L	22	49	.449	5	20	.250	30	40	.750	7	16	23	31.2	23	8	12	2	13	79	66.8
OLE MISS	01/21/23	69-57	W	23	52	.442	5	13	.385	6	13	.462	7	23	30	31.2	17	12	17	6	6	57	66.3
LSU	01/24/23	60-40	W	14	54	.259	1	9	.111	11	16	.688	14	21	35	31.4	15	6	15	3	5	40	65.0
at Baylor	01/28/23	64-67	L	20	59	.339	6	18	.333	21	24	.875	15	20	35	31.5	19	5	8	1	7	67	65.1
Opponents		1367		472	1142	.413	115	370	.311	308	435	.708	185	477	662	31.5	394	201	327	60	136	1367	65.1
Arkansas		1565		571	1208	.473	104	339	.307	319	457	.698	216	544	760	36.2	400	280	279	99	185	1565	74.5

Games played: 21

Points/game: 65.1

FG Pct: 41.3

3FG Pct: 31.1

FT Pct: 70.8

Rebounds/game: 31.5

Assists/game: 9.6

Turnovers/game: 15.6

Assist/turnover ratio: 0.6

Steals/game: 6.5

Blocks/game: 2.9

ARKANSAS RAZORBACKS

2022-23 GAME-BY-GAME POINTS-ASSISTS-REBOUNDS

				0	1	2	3	4	5	11	12	13	15	20	21	22	23	45
Opponent	Date	Score	WL	Black	Council	Brazile	Smith	Davis	Pinion	Graham	Dunning	Walsh	Mitchell	Johnson	Arbogast	Mitchell	Ford	Blake
N. DAK ST	11/07/22	74-61	W	3-7-3	22-3-2	21-12-1	DNP-Inj	18-6-0	0-0-0	DNP	0-0-0	4-2-3	8-4-1	0-0-0	DNP	DNP	0-1-0	DNP
FORD	11/11/22	74-48	W	10-6-0	15-4-7	8-8-1	DNP-Inj	7-3-5	2-0-0	10-4-1	0-0-0	12-4-1	8-4-2	0-1-0	0-0-0	0-0-0	2-0-0	0-1-0
S. DAK ST	11/16/22	71-56	W	5-5-5	19-2-2	13-10-2	DNP-Inj	13-2-3	2-0-0	2-6-0	0-0-0	10-1-1	5-4-3	2-4-0	0-0-0	0-3-1	0-3-0	0-1-0
vs LOU	11/21/22	80-54	W	26-3-6	15-3-3	1-2-0	DNP-Inj	2-0-5	2-2-0	8-1-0	0-0-0	7-2-2	5-6-1	DNP	0-0-0	12-6-3	2-0-0	0-0-0
vs CU	11/22/22	87-90	L	26-6-6	24-3-3	17-6-2	DNP-Inj	9-3-2	0-0-0	DNP	DNP	5-3-2	2-1-0	DNP	DNP	4-3-0	DNP	DNP
vs S DIEGO ST	11/23/22	78-74	WOT	15-5-1	19-3-4	20-9-0	DNP-Inj	2-2-1	DNP	0-0-0	0-0-0	7-5-2	2-3-0	7-7-0	DNP	6-3-0	DNP	DNP
TROY	11/28/22	74-61	W	14-8-3	27-3-0	3-0-1	0-1-0	DNP	0-1-0	DNP	0-0-0	6-4-0	14-9-0	8-3-0	DNP	2-2-0	DNP	DNP
SJSU	12/03/22	99-58	W	8-4-6	17-3-1	23-5-2	16-1-5	0-1-3	5-2-0	11-6-1	0-1-1	6-3-0	8-4-0	0-0-0	3-0-0	0-1-0	2-0-3	0-0-0
UNCG	12/06/22	65-58	W	11-5-2	8-3-2	0-2-0	22-4-3	10-10-0	DNP	0-1-0	DNP	0-0-1	13-14-1	1-5-0	DNP	DNP	0-0-0	DNP
vs OU	12/10/22	88-78	W	8-4-5	26-2-5	DNP-Inj	21-2-1	5-2-2	DNP	1-1-0	DNP	12-3-1	10-6-4	5-5-1	DNP	DNP	DNP	DNP
vs BRAD	12/17/22	76-57	W	15-3-4	16-2-2	DNP-Inj	5-1-0	7-7-3	0-1-0	6-2-1	1-1-0	18-3-1	6-3-2	2-2-0	0-0-0	0-0-0	0-0-0	0-0-0
AVL	12/21/22	85-51	W	10-3-3	12-2-2	DNP-Inj	DNP-Inj	9-2-3	10-1-3	16-3-1	0-0-0	4-4-1	9-1-3	7-7-2	0-1-0	6-3-0	2-3-2	0-2-0
at LSU	12/28/22	57-60	L	7-8-4	13-6-0	DNP-Inj	DNP-Inj	16-6-2	0-0-0	0-1-0	DNP	13-9-0	8-12-1	0-0-0	DNP	DNP	DNP	DNP
MIZ	01/04/23	74-68	W	6-2-5	25-7-1	DNP-Inj	DNP-Inj	10-5-5	13-1-0	0-0-0	DNP	6-7-2	8-7-0	5-8-0	DNP	1-0-0	DNP	DNP
at AUB	01/07/23	59-72	L	23-7-4	14-2-1	DNP-Inj	DNP-Inj	2-2-2	0-1-0	5-6-0	0-0-0	6-10-2	6-7-0	1-5-0	DNP	2-2-0	0-0-0	DNP
BAMA	01/11/23	69-84	L	5-5-1	15-2-3	DNP-Inj	DNP-Inj	16-10-3	0-0-0	16-5-1	DNP	2-2-0	10-5-1	0-0-0	DNP	5-4-0	0-0-0	DNP
at VANDY	01/14/23	84-97	L	18-6-3	24-3-1	DNP-Inj	DNP-Inj	17-3-4	6-0-0	0-0-0	0-0-0	0-2-2	11-8-0	0-1-0	DNP	8-2-1	0-0-0	DNP
at MIZ	01/18/23	76-79	L	15-8-7	13-3-1	DNP-Inj	DNP-Inj	18-9-3	0-0-0	0-0-0	DNP	12-2-0	7-9-1	7-7-0	DNP	DNP	4-0-0	DNP
OM	01/21/23	69-57	W	17-3-8	2-1-0	DNP-Inj	DNP-Inj	16-5-4	13-5-0	DNP	0-0-0	13-7-0	4-2-1	0-0-0	DNP	4-5-1	0-0-0	DNP
LSU	01/24/23	60-40	W	14-7-3	10-6-7	DNP-Inj	DNP-Inj	16-7-3	0-0-0	6-3-0	DNP	4-1-0	10-8-1	0-1-1	DNP	DNP-Inj	DNP	DNP
at BAYLOR	01/28/23	64-67	L	7-6-3	25-1-2	DNP-Inj	DNP-Inj	16-2-4	0-1-0	4-9-4	0-0-0	4-1-0	4-4-1	0-1-0	DNP	4-7-2	DNP	DNP

ARKANSAS RAZORBACKS

2022-23 STARTING LINEUPS

Date	Opponent						1st SUB(S)	Outcome										
Nov. 7	N. DAK ST	Black	Davis	Council	Johnson	Khi Mitchell	Brazile	W, 76-58										
Nov. 11	FORDHAM	Black	Davis	Council	Walsh	Khi Mitchell	Brazile	W, 74-48										
Nov. 16	S. DAK ST	Black	Davis	Council	Walsh	Khi Mitchell	Brazile	W, 71-56										
Nov. 21	vs LOU	Black	Davis	Council	Walsh	Khi Mitchell	Brazile	W, 80-54										
Nov. 22	vs CU	Black	Davis	Council	Walsh	Khi Mitchell	Brazile	L, 87-90										
Nov. 23	vs S DIEGO ST	Black	Davis	Council	Walsh	Khi Mitchell	Brazile	(ot) W, 78-74										
Nov. 28	TROY	Black	Dunning	Council	Walsh	Khi Mitchell	Brazile	W, 74-61										
Dec. 3	SJSU	Black	Smith	Council	Walsh	Khi Mitchell	Brazile	W, 99-58										
Dec. 6	UNCG	Black	Smith	Council	Walsh	Khi Mitchell	Brazile	W, 65-58										
Dec. 10	vs OU	Black	Smith	Council	Walsh	Khi Mitchell	Davis/Graham	W, 88-78										
Dec. 17	vs BRAD	Black	Smith	Council	Walsh	Khi Mitchell	Johnson/Davis	W, 76-57										
Dec. 21	vs UNCA	Black	Davis	Council	Walsh	Khi Mitchell	Johnson	W, 85-51										
Dec. 28	at LSU	Black	Davis	Council	Walsh	Khi Mitchell	Johnson	L, 57-60										
Jan. 4	MIZZOU	Black	Davis	Council	Walsh	Khi Mitchell	Johnson	W, 74-68										
Jan. 7	at AUB	Black	Davis	Council	Walsh	Khi Mitchell	Johnson	L, 59-72										
Jan. 11	BAMA	Black	Davis	Walsh	Khel Mitchell	Khi Mitchell	Council	L, 69-84										
Jan. 14	at VANDY	Black	Davis	Council	Khel Mitchell	Khi Mitchell	Johnson	L, 84-97										
Jan. 18	at MIZZOU	Black	Davis	Council	Johnson	Khi Mitchell	Walsh	L, 76-79										
Jan. 21	OLE MISS	Black	Davis	Council	Walsh	Johnson	Ford/Khel Mitchell	W, 69-57										
Jan. 24	LSU	Black	Davis	Council	Walsh	Khi Mitchell	Kamani	W, 60-40										
Jan. 28	at BAYLOR	Black	Davis	Council	Walsh	Khi Mitchell	Kamani	L, 64-67										

RECORD BY LINEUP:
Black Davis Council Johnson Khi Mitchell 1-1
Black Davis Council Walsh Khi Mitchell 8-3
Black Dunning Council Walsh Khi Mitchell 1-0
Black Smith Council Walsh Khi Mitchell 4-0
Black Davis Walsh Khel Mitchell Khi Mitchell 0-1
Black Davis Council Khel Mitchell Khi Mitchell 0-1
Black Davis Council Walsh Johnson 1-0

RECORD BY STARTER
Black 21 14-7
Council 20 14-6
Khi Mitchell 20 13-7
Walsh 18 13-5
Davis 16 9-7
Smith 4 4-0
Johnson 3 2-1
Khel Mitchell 2 0-2
Dunning 1 1-0

RECORD BY 1ST SUB (including ties)
Brazile 9 8-1
Johnson 8 4-4
Davis 2 2-0
Walsh 1 0-1
Council 1 0-1
Graham 1 1-0
Ford 1 1-0
Khel Mitchell 1 1-0

ARKANSAS RAZORBACKS

2022-23 SPECIALTY STATS (ARKANSAS/OPPONENT)

Opponent	Pts Off TO	Pts In Paint	2nd Chance	Fast Break	Bench	Ties	Lead Chng	Ark Largest Lead	Best Ark Run	Opp Largest Lead	Best Opp Run	Ark Led	Opp Led	Gm Tied
NORTH DAKOTA ST	20 / 11	44 / 24	8 / 9	9 / 10	25 / 12	3	0	21 11:35 2nd	11-0	-- -- --	10-0	38:10	--	1:50
FORDHAM	30 / 15	54 / 20	13 / 2	11 / 2	22 / 17	1	1	21 4:11 2nd	12-0	5 19:03 1st	7-0	33:43	4:55	1:22
SOUTH DAKOTA ST	23 / 11	32 / 30	4 / 7	12 / 12	19 / 31	1	2	27 8:39 2nd	11-0	1 16:08 1st	7-0	27:54	0:17	1:49
vs Louisville	29 / 19	38 / 16	3 / 2	15 / 9	25 / 29	0	0	27 4:29 2nd	17-0	-- -- --	7-0	39:47	--	0:13
vs Creighton	21 / 3	42 / 42	15 / 5	16 / 13	21 / 3	10	10	2 14:25 2nd	6-0	12 1:43 1st	7-0	2:08	33:45	4:07
vs San Diego St	16 / 16	32 / 34	11 / 4	10 / 9	33 / 17	5	10	4 0:03 OT	8-0	13 5:56 1st	11-0	8:52	33:47	2:15
TROY	19 / 15	46 / 26	12 / 10	14 / 10	13 / 21	6	11	14 1:03 2nd	17-0	7 6:06 1st	8-0	15:32	20:22	4:06
SAN JOSE ST	32 / 12	52 / 30	6 / 10	23 / 2	44 / 4	4	12	41 0:20 2nd	11-0	4 4:24 1st	7-0	32:34	3:01	4:25
UNC GREENSBORO	6 / 9	28 / 24	4 / 3	8 / 6	11 / 18	4	11	7 1:29 2nd	8-0	12 4:54 1st	11-0	7:47	29:06	3:07
vs Oklahoma	17 / 10	58 / 44	11 / 8	14 / 12	11 / 16	1	8	16 9:19 2nd	8-0	9 11:47 1st	7-0	23:41	16:06	9:19
vs Bradley	37 / 9	40 / 16	9 / 8	17 / 7	16 / 8	1	3	24 11:18 2nd	11-0	2 19:30 1st	6-0	36:11	2:43	1:06
vs UNC ASHEVILLE	32 / 5	50 / 26	8 / 9	19 / 5	41 / 11	1	1	35 2:42 2nd	8-0	2 19:33 1st	4-0	38:41	1:07	0:39
at LSU	4 / 13	36 / 40	11 / 6	7 / 8	0 / 25	10	7	6 9:20 2nd	6-0	6 0:17 1st	8-0	14:18	18:51	6:51
MISSOURI	8 / 21	26 / 28	17 / 8	18 / 11	19 / 29	1	1	8 8:45 2nd	10-0	17 9:31 1st	11-0	14:08	25:13	0:39
at Auburn	6 / 25	32 / 32	8 / 11	5 / 5	8 / 27	0	0	-- -- --	5-0	15 17:26 2nd	6-0	--	39:46	0:14
ALABAMA	7 / 24	40 / 32	8 / 8	4 / 24	31 / 16	5	5	3 1:18 2nd	9-0	15 1:27 2nd	13-0	4:45	32:34	2:40
at Vanderbilt	13 / 12	42 / 32	16 / 14	5 / 7	6 / 40	6	6	10 17:37 2nd	8-0	14 7:43 2nd	12-0	14:25	20:27	5:08
at Missouri	13 / 31	26 / 26	8 / 3	4 / 9	16 / 48	11	17	10 5:07 2nd	8-0	6 16:39 2nd	10-0	26:40	09:14	4:06
OLE MISS	15 / 8	36 / 28	7 / 6	12 / 7	28 / 21	4	9	21 6:16 2nd	9-0	5 13:37 2nd	8-0	24:39	12:42	2:39
LSU	18 / 4	28 / 22	5 / 9	15 / 7	6 / 8	1	0	25 3:36 1st	15-0	-- -- --	9-0	38:09	--	1:51
at Baylor	8 / 13	34 / 22	5 / 12	5 / 10	8 / 5	4	6	8 19:33 2nd	13-0	11 10:36 1st	10-0	14:57	22:23	2:40

□ INDICATES LARGEST LEADS / DEFICITS

BLACK INDICATES LARGEST UA LEAD IN A LOSS

RED INDICATES UA LARGEST DEFICITS IN A WIN

CHARGES DRAWN

(Deflections • Blocks • Steals)

Player	18-19	19-20	20-21	21-22	22-23	Career
Black					5	5
Brazile					0	
Council					2	
Davis		2	0	2	4	
Dunning					0	
Ford					0	
Graham					4	
Johnson		RS	4	3	7	
Khel Mitchell					1	
Khi Mitchell					0	
Pinion					0	
Smith					0	
Walsh					1	1

MOST IN A GAME 2022-23:

DUNKS

(Deflections • Blocks • Steals)

Player	18-19	19-20	20-21	21-22	22-23	Career
Black					13	13
Brazile					12	
Council					20	
Davis			5	6	3	14
Dunning					0	
Ford					0	
Graham					10	
Johnson			RS	2	1	
Khel Mitchell					13	
Khi Mitchell					13	
Pinion					2	2
Smith					1	1
Walsh					6	6

MOST IN A GAME 2022-23:

- 4 **Khel Mitchell** (LOU) 11 vs Louisville
 3 **Brazile** (SDSU); **Graham** (SAN JOSE) 8 vs UNCA
Council (OKLA); **Council** (UNCA) 7 vs Oklahoma
 6 vs Creighton
 6 at Auburn
 6 vs LSU

ALLEY-OOPS

23

NDSU	Brazile from Black
Fordham	Brazile from Council
Louisville	Council from Davis
	Khel Mitchell from Black
Creighton	Brazile from Black
	Brazile from Walsh
San Diego St	Khel Mitchell from Walsh
	Brazile from Council
Troy	Brazile from Black
San Jose	Khi Mitchell from Black
	Black from Smith
	Graham from Davis
UNCG	Khi Mitchell from Smith
Oklahoma	Council from Smith
	Black from Council
	Council from Davis
Bradley	Walsh from Black
UNCA	Council from Black
	Graham from Pinion
at Auburn	Khel Mitchell from Black
LSU	Graham from Council
	Khi Mitchell from Davis
	Khi Mitchell from Council

BASKETS MADE

23

Brazile	6
Council	4
Khi Mitchell	4
Khel Mitchell	3
Graham	3
Black	2
Walsh	1

ASSISTS

23

Black	8
Council	5
Davis	4
Smith	3
Walsh	2
Pinion	1

LAST TIME AN ARKANSAS PLAYER...

• SCORING •

Scored 30 Points: 31 Stanley Umude at Georgia (02/02/22)
Scored 40 Points: 40 Mason Jones vs Auburn (02/04/20)
Scored 50 Points: 51 Rotnei Clarke vs. Alcorn State (11/13/09)
RECORD: 51 Rotnei Clarke vs. Alcorn State (11/13/09)

• FIELD GOALS MADE •

Made 15 Field Goals: 15 (15-21) Rotnei Clarke vs. Alcorn State (11/13/09)
Made 20 Field Goals: 20 (2-30) Dean Tolson vs. Texas A&M (03/02/74)
RECORD: 20 (20-30) Dean Tolson vs. Texas A&M (03/02/74)

• FIELD GOALS ATTEMPTED •

Attempted 20 Field Goals: 20 (7-20) JD Notae Auburn (02/08/22)
Attempted 25 Field Goals: 26 (11-26) JD Notae vs Mercer (11/09/21)
RECORD: 30 (20-30) Dean Tolson vs. Texas A&M (03/02/74)

• FIELD GOAL PERCENTAGE •

Shot 100% FG (Min. 7 att): Daniel Gafford (7-7) at Texas Tech (01/26/19)
RECORD (min 8 att): 100% 8x - Best: Daryll Saulsberry (10-10) 1975

• 3-POINTERS MADE •

Made 7 3-pointers: 8 (8-11) Mason Jones at Texas A&M (03/07/20)
Made 10 3-pointers: 10 (10-13) by Isaiah Joe vs. FIU (12/01/18)
Made 11-Plus 3-pointers: 13 (13-17) by Rotnei Clarke vs. Alcorn State (11/13/09)
RECORD: 13 (13-17) by Rotnei Clarke vs. Alcorn State (11/13/09) (SEC record)

• 3-POINTERS ATTEMPTED •

Attempted 15 3-Pointers: 15 (6-15) Isaiah Joe at Texas A&M (03/07/20)
Attempted 20 3-Pointers: 24 (10-24) Pat Bradley vs. North Texas (12/30/98)
RECORD: 24 (10-24) Pat Bradley vs. North Texas (12/30/98) (SEC record)

• FREE THROWS MADE •

Made 10 Free Throws: 13 Anthony Black (13-16) at Auburn (01/07/23)
Made 15 Free Throws: 16 (16-19) Moses Moody vs Alabama (02/24/21)
Made 20 Plus Free Throws: 22 (22-24) Martin Terry vs. Texas A&M (01/22/72)
RECORD: 22 (22-24) by Martin Terry vs. Texas A&M (01/22/72)

• FREE THROWS ATTEMPTED •

Attempted 15 Free Throws: 16 (13-16) Anthony Black (01/07/23)
Attempted 20 Free Throws: 21 (18-21) Moses Moody vs Alabama (02/24/21)
Attempted 24 Plus Free Throws: 24 (22-24) Martin Terry vs. Texas A&M (01/22/72)
RECORD: 24 (22-24) Martin Terry vs. Texas A&M (01/22/72)

• FREE THROW PERCENTAGE •

Shot 100% FT (min 10 att): Chris Lykes (12-12) vs Elon (12/21/21)
RECORD (min. 11 att): 9x - Best: Tommy Boyer (18-18) in 1963

• REBOUNDS •

Grabbed 15-19 Rebounds: 15 Jaylin Williams vs New Mexico State (03/19/22)
Grabbed 20-Plus Rebounds: 23 Nick Davis vs. Jackson State (11/21/97)
RECORD: 23 by Nick Davis vs. Jackson State (11/21/97)
• Grabbed 10 Offensive Rebounds: 111 Justin Smith vs Oral Roberts (03/27/21)
• **Grabbed 10 Defensive Rebounds: 14 Khi Mitchell & Devo Davis vs UNCG (12/06/22)**

• ASSISTS •

Had 10 Assists: 10 by Jalen Tate vs Georgia (01/09/21)
Had 15 Assists: 15 by Dontell Jefferson vs. Portland State (11/18/05)
RECORD: 15 by Dontell Jefferson vs. Portland State (11/18/05)

• STEALS •

Had 5 Steals: 5 Davonte Davis vs Bradley (12/17/22)
Had 6-7 Steals: 6 Jaylin Williams vs Texas A&M (01/22/22)
Had 8-9 Steals: 8 JD Notae vs New Mexico State (03/19/22)
RECORD: 9 by Robert Shepard at Arizona (12/06/92)

• BLOCKED SHOTS •

Had 5 Blocks: 5 Connor Vanover at Oklahoma State (01/30/21)
Had 6-9 Blocks: 6 Connor Vanover vs North Texas (11/28/20)
Had 10 Blocks: 10 Steven Hill vs. Texas State (12/06/05)
RECORD: 10 Steven Hill vs. Texas St. (12/06/05) & Oliver Miller vs. Texas (02/04/90)

• TURNOVERS •

Committed 5-9 Turnovers: 6 Black & 5 Davis at Missouri (01/18/23)
Committed 10 Plus Turnovers: 10 Courtney Fortson at South Carolina (02/21/09)

• MINUTES PLAYED •

39 Minutes (Regulation): 39:46 Anthony Black vs Missouri (01/04/23)
40 Minutes (Regulation): 40:00 Jordan Walsh (01/21/23)
40 Minutes (OT): 2 vs San Diego St (11/23/22) – Council (41:03) - Brazile (40:05)
45 Plus Minutes: 47 by BJ Young vs. Auburn (01/16/13)

• MISCELLANEOUS •

2 Players Scored 20+ Pts In Same Game: Ricky Council IV (26) & Nick Smith Jr. (24) vs Oklahoma (12/10/22)
3 Players Scored 20+ Pts In Same Game: at South Carolina (03/02/20)
Moses Moody (28), Justin Smith (22) and JD Notae (21)
2 Players Scored 20+ Pts In Back-To-Back Gms: Mason Jones (37/26) & Isaiah Joe (22/26) vs Tennessee (02/26/20) and at Georgia (02/29/20)
2 Players Scored 20+ Pts In 3 Straight: Mason Jones (41/20/21) & Isaiah Joe (20/21/24) vs Tulsa (12/14/19), Valpo (12/21/19) and Indiana (12/29/19)
8 Players Scored in Double Digits: Mississippi Valley State (11/25/20)
Connor Vanover (25), Desi Sills (19), Moses Moody (16), Vance Jackson (15), Khalel Robinson (15), Justin Smith (13), JD Notae (13), Jalen Tate (12)
Scored 20 or More Points in Five-Plus Consecutive Games: (5) by Mason Jones 37, 26, 36, 30, 22 (02/26/20 to 03/11/20)
Scored 20 or More Points in 10-Plus Consecutive Games: (11) by Todd Day 20, 23, 26, 26, 22, 31, 23, 21, 27, 21, 20 (12/01/90 to 01/12/91)
Scored 30 or More Points in 3 Straight Games: Mason Jones (only Razorback) 34 vs. S. Carolina (01/29/20), 30 at Alabama (02/01/20), 40 vs Auburn (02/04/20)
Most Points in Back-To-Back Games: 82 by Martin Terry 35 at TCU (02/20/73) and 47 vs. SMU (02/24/73)
Consecutive Free Throws Made: 48 by Ricky Medlock (20 gms; 12/21/74 to 03/04/75)
Double-Double: Pts/Rebs: Khi Mitchell (13 & 14) and Devo Davis (10 & 10) vs UNCG (12/06/22)
Double-Double: Pts/Assists: Jalen Tate (15 & 10) vs Georgia (01/09/21)
Two Players with Double-Double in Same Game: vs UNC Greensboro (12/06/22) Khi Mitchell (13 pts & 14 rebs) and Devo Davis (10 pts & 10 rebs)
5 Straight Double-Doubles: (7) Jaylin Williams 13 & 11 vs AUB; 22 & 10 at BAMA; 13 & 11 at MIZ; 13 & 16 vs TENN; 15 & 10 at FLA; 16 & 12 vs UK; 19 & 10 vs LSU
3+ Straight Double-Doubles in SEC: (5) Jaylin Williams (AUB/@Bama/@MIZ/TEN/@FLA/UK/LSU)
Most Consecutive Double-Doubles: 9 by Dean Tolson (1973-74) and 6 by Derek Hood (1998-99)
Three Players with Double-Double in Same Game: vs Alabama (01/16/10) – Marshawn Powell 18 pts, 10 rebs, Mike Washington (17 pts, 13 rebs) and Courtney Fortson (12 pts, 10 assists)
Had 5-Plus Assists in 5-Plus Consecutive Games: (6) by Jalen Harris 11, 6, 10, 12, 7, 10 (11/21/81 thru 12/15/18)
Had 10 or More Assists in Back-to-Back Games: Jalen Harris 10 vs. FIU (12/01/18) and 12 at Colorado State (12/05/18)
Three-Plus Players with 5-Plus Assists in a Game: vs. Montana State (11/21/18) Jalen Harris (11), Isaiah Joe (5) and Desi Sills (5)
Had 5 or More Steals in Back-to-Back Games: Ronnie Brewer 5 vs. Western Illinois (01/01/06) and 5 vs. Mississippi State (01/07/06)

LAST TIME AN OPPONENT PLAYER...

• SCORING •

Scored 30 Points: 31 Oscar Tshiebwe vs Kentucky (02/26/22)
Scored 40 Points: 45 Jodie Meeks vs. Kentucky (02/14/09)
Scored 50 Points: 56 Oscar Robertson vs. Cincinnati (03/15/58) **(most on record)**

• FIELD GOALS MADE •

Made 15 Field Goals: 17 (17-24) Jodie Meeks vs. Kentucky (02/14/09)
Made 20 Field Goals: 21 Oscar Robertson vs. Cincinnati (03/15/58) **(most on record)**

• FIELD GOALS ATTEMPTED •

Attempted 20 Field Goals: 20 (9-20) Matt Bradley (11/23/22)
Attempted 25 Field Goals: 28 (11-28) Devan Downey vs. South Carolina (02/17/10)

• FIELD GOAL PERCENTAGE •

Shot 100% FG (Min. 7 att): Adam Wing (8-8) vs. Evansville (12/08/15)

• 3-POINTERS MADE •

Made 7 3-pointers: 7 (7-15) Tyler Hall vs. Montana State (11/21/18)
Made 10 3-pointers: 10 (10-19) Lance Weems at Auburn (01/06/96)

• 3-POINTERS ATTEMPTED •

Attempted 15 3-pointers: 15 (7-15) Tyler Hall vs. Montana State (11/21/18)
Attempted 20 3-pointers: 22 (5-22) Jeff Fryer vs. Loyola Marymount (03/16/89)

• FREE THROWS MADE •

Made 10 Free Throws: 10 (10-10) Mark Sears vs Alabama (01/11/23)
Made 15 Free Throws: 15 (15-17) Keyontae Johnson at Florida (02/18/20)

• FREE THROWS ATTEMPTED •

Attempted 15 Free Throws: 15 (12-15) Xavier Pinson (01/02/21)
Attempted 20 Free Throws: 24 (18-24) Frank Williams vs. Illinois (12/08/01)

• FREE THROW PERCENTAGE •

Shot 100% FT (min 10 att): 14-14 Grant Williams at Tennessee (01/15/19)

• REBOUNDS •

Grabbed 15-19 Rebounds: 18 Oscar Tshiebwe vs Kentucky (02/26/22)
Grabbed 20 Rebounds: 20 Antonio McDyess vs. Alabama (03/11/95)
• Grabbed 10 Offensive Rebounds: 11 Tyler Davis at Texas A&M (01/30/18)
• Grabbed 10 Defensive Rebounds: 10 Oscar Tshiebwe vs Kentucky (02/26/22)

• ASSISTS •

Had 10 Assists: 11 Tremont Waters vs. LSU (01/12/19)
Had 13 Assists: 13 Chuck Evans at Mississippi State (01/27/93) **(on record)**

• STEALS •

Had 5 Steals: 6 Alpha Diallo at Providence (03/19/19)
Had 8 Steals: 8 Terry Conerway vs. Texas State (12/21/02)

• BLOCKED SHOTS •

Had 6-9 Blocks: 6 Johni Broome at Auburn (01/07/23)
Had 10 Plus Blocks: 10 P.J. Roberson vs. Grambling State (11/26/11)

• TURNOVERS •

Committed 7-9 Turnovers: 7 Wendell Green Jr vs Auburn (02/08/22)
Committed 10 Plus Turnovers: 12 Devin Gibson vs. UTSA (12/12/07)

LAST TIME ARKANSAS HIGHS...

• SCORING •

Scored 100-119 Points: 101 at South Carolina (103/02/21)
Scored 120-Plus Points: 142 vs. Mississippi Valley State (11/25/20)
Scored 50 Points in 1st Half: 53 at Georgia (02/02/22)
Scored 50 Points in 2nd Half: 59 vs San Jose State (12/03/22)
Scored 60 or More Points in a Half: 61 (1st) vs. Miss Valley State (11/25/20)
Scored 70 or More Points in a Half: 71 (1st) vs. Alcorn (11/13/09)
Scored 80 or More Points in a Half: 81 (2nd) vs. Miss Valley State (11/25/20)
Most Points in a Half: 88 (2nd) vs. U.S. International (12/09/89)

• FIELD GOALS MADE •

Made 40 Field Goals: 40 (40-71) at Georgia (02/02/22)
Made 50 Field Goals: 57 (57-99) vs. Troy (12/10/96)
RECORD: 68 (68-101) vs. U.S. International (12/09/89)

• FIELD GOALS ATTEMPTED •

Attempted 80 Field Goals: 86 (48-86) vs Miss Valley State (11/25/20)
Attempted 90 Field Goals: 99 (57-99) vs. Troy (12/10/96)
Attempted 100 Field Goals: 101 (68-101) vs. US International (12/09/89)
RECORD: 101 (68-101) vs. U.S. International (12/09/89)

• FIELD GOAL PERCENTAGE •

Shot 60% FG: 62.7 (37-59) vs San Jose State (12/03/22)
Shot 70% or Better FG: 72.7 (32-44) vs. Alabama State (12/21/83)
RECORD: 79.4 (27-34) vs. Texas Tech (1979)

• 3-POINTERS MADE •

Made 15 3-pointers: 15 (15-28) at Georgia (02/02/22)
Made 20 3-pointers: 20 (20-40) vs Miss Valley State (11/25/20)
RECORD: 21 (21-37) vs. Troy (12/10/96)

• 3-POINTERS ATTEMPTED •

Attempted 30 3-pointers: 33 (15-33) at South Carolina (02/03/21)
Attempted 40 3-pointers: 40 (20-40) vs Miss Valley State (11/25/20)
RECORD: 54 (19-54) vs. North Texas (12/30/98)

• 3-POINT PERCENTAGE •

Shot 50% 3PT FG (min. 15 att): 53.6 (15-28) at Georgia (02/02/22)
Shot 60% or Better 3PT FG (min. 15 att): 61.1 (11-18) at Vanderbilt (03/06/19)
RECORD (min. 15 att): 66.7 (16-24) vs. Mississippi State (01/09/16)

• FREE THROWS MADE •

Made 20 Free Throws: 26 (26-33) vs UNC Greensboro (12/06/22)
Made 30 Free Throws: 36 (36-54) vs LSU (03/04/20)
Made 40 Free Throws: 41 (41-49) at Kentucky (01/25/92)
RECORD: 48 (48-53) vs. Ole Miss (01/17/04)

• FREE THROW ATTEMPTS •

Attempted 40 Free Throws: 43 (27-43) vs Alabama (02/24/21)
Attempted 50 Free Throws: 54 (36-54) vs LSU (03/04/20)
Attempted 60 Free Throws: 65 vs. TCU (1955)
RECORD: 65 vs. TCU (1955)

• FREE THROW PERCENTAGE •

Shot 80% FT (min. 10 att): 88.0 (22-25) vs New Mexico State (03/19/22)
Shot 90% or Better FT (min. 10 att): 94.4 (17-18) vs. Oklahoma (12/11/21)
RECORD (min 10 att): 100 3x - Best 16-16 at Kentucky (02/27/14)

• REBOUNDS •

Grabbed 40 Rebounds: 42 at Missouri (01/18/23)
Grabbed 50 Rebounds: 54 vs Lipscomb (12/05/20)
Grabbed 55-Plus Rebounds: 58 vs Oral Roberts (12/20/20)
RECORD: 77 vs. Jackson State (01/22/02)

• ASSISTS •

Had 25 Assists: 26 vs Central Arkansas (12/12/20)
Had 30 Assists: 32 vs. Jackson State (11/22/96)
Had 40 Assists: 40 vs. Troy (12/10/96)
RECORD: 47 vs. U.S. International (12/09/89)

• STEALS •

Had 15 Steals: 16 vs Bradley (12/17/22)
Had 20 Steals: 24 vs. Maryland-Eastern Shore (01/02/01)
Had 25 Steals: 26 vs. Louisiana-Monroe (11/25/00)
RECORD: 26 vs. Louisiana-Monroe (11/25/00)

• BLOCKED SHOTS •

Had 10 Blocks: 10 vs Elon (12/21/21)
Had 13 Blocks: 14 vs. Georgia (01/29/19)
Had 15 Blocks: 15 vs. South Alabama (12/30/91)
RECORD: 18 vs. Missouri (12/05/95)

• MOST TURNOVERS •

Had 25 Turnovers: 25 at South Carolina (02/21/09)
Had 30 Turnovers: 32 vs. Providence (11/16/07)
RECORD: 32 vs. Providence (11/16/07)

• FOULS •

Committed 25 Fouls: 28 vs Missouri (01/02/21)
Committed 30 Fouls: 33 at Missouri (01/18/23)
RECORD: 38 vs. Missouri (12/04/61)

LAST TIME ARKANSAS LOWS...

• SCORING •

Held to 40-45 Points: 43 at Florida (01/22/11)
Held to 46-49 Points: 46 at Mississippi State (02/09/16)
Held to 50-55 Points: 53 vs. New Mexico State (03/19/19)
Held to 56-59 Points: 59 at Auburn (01/07/23)
Held to 19 Points or Less in a Half: 19 (1st half) at LSU (12/28/22)

• FIELD GOALS •

Held to Below 20 Field Goals Made: 19 (19-56) at Auburn (01/07/23)

• FIELD GOAL PERCENTAGE •

Held to 20-29% FG: 27.5 (14-51) vs New Mexico State (03/19/22)
Held to 30-35% FG: .339 (19-56) at Auburn (01/07/23)

• 3-POINTERS •

Did not Make a 3-pointer: 0 (0-1) vs South Carolina (01/18/22)
Held to 1-2 3-PT FG Made: 2 (2-16) at Auburn (01/07/23)
Attempted Single-Digit 3-pointers: 9 (6-9) vs TCU (01/25/20)

• 3-POINT PERCENTAGE •

Shot 10% or Worse 3PT FG: 0.0 (0-11) vs South Carolina (01/18/22)
Shot 11-19% 3PT FG: 12.5 (2-16) at Auburn (01/07/23)

• FREE THROWS •

Made Single Digit Free Throws: 6 (6-11) at Baylor (01/28/23)
Attempted Single Digit Free Throws: 7 (4-7) at Georgia (02/02/22)

• FREE THROW PERCENTAGE •

Shot 40-49% FT: 47.1 (8-17) vs Southern (12/09/20)
Shot Below 40% FT: 26.7 (4-15) at Texas A&M (01/09/13)

• REBOUNDING •

Had 19 or Fewer Rebounds: 19 at Missouri (03/05/13)
Had 20-25 Rebounds: 25 vs Oklahoma (12/10/22)

• ASSISTS •

Held to 6 Assists or less: 4 vs Troy (11/28/22)

• STEALS •

Had 0 Steals: vs Texas Tech (03/21/21) **(only time on record)**
Had 1 Steal: 1 vs Florida (03/09/18)
Had 2-3 Steals: 3 at Vanderbilt (01/14/23)

• BLOCKED SHOTS •

Had No Blocked Shots: 0 vs Missouri (1/23/19)

• FEWEST TURNOVERS •

Had 1-4 Turnovers: 4 vs Georgia (01/29/19)
Had 5 Turnovers: 5 vs New Mexico State (3/19/22)

• FOULS •

Had Single Digit Fouls: 6 vs Mercer (11/09/21)

ARKANSAS MISCELLANEOUS...

Played in an OT game:	11/23/22 vs San Diego State	W, 78-74 (OT)
Played in a 2OT game:	01/23/18 at Georgia	W, 80-77 (2 OT)
Played in a 3OT game:	02/09/80 vs Houston	L, 90-84 (3 OT)

LAST TIME AN OPPONENT HIGHS...

• SCORING •
Scored 100 Points: 106 at Tennessee (01/15/19) Scored 110 Points: 117 at Ole Miss (12/10/73) Scored 50 Points in 1st Half: 55 at Tennessee (01/15/19) Scored 50 Points in 2nd Half: 63 at Vanderbilt (01/14/23) Scored 60 or More Points in a Half: 63 (2nd half) at Vanderbilt (01/14/23)
• FIELD GOALS MADE •
Made 30 Field Goals: 31 (31-61) vs Texas A&M (03/12/22) Made 40 Field Goals: 40 (40-68) by Texas (01/05/10) Made 45 Field Goals: 45 (45-80) vs. Pittsburgh (12/29/86)
• FIELD GOALS ATTEMPTED •
Attempted 70 Field Goals: 72 (27-72) at South Carolina (03/027/20) Attempted 80 Field Goals: 80 (30-80) by Auburn (02/08/22)
• FIELD GOAL PERCENTAGE •
Shot 60% FG: 61.1 (15-23) vs. Auburn (02/17/16) Shot 65% FG: 67.7 (4-65) vs. North Carolina (03/23/08) Shot 69% FG: 69.8 (37-53) at Auburn (01/14/95)
• 3-POINTERS MADE •
Made 15 3-pointers: 15 (15-36) at Alabama (01/16/21) Made 17 3-pointers: 17 (17-37) vs UNI (11/17/21) - TIES RECORD BY OPP (3x)
• 3-POINTERS ATTEMPTED •
Attempted 30 3-pointers: 32 (8-32) vs Auburn (02/08/22) Attempted 35 3-pointers: 37 (17-7) vs UNI (11/17/21)
• 3-POINT PERCENTAGE •
Shot 50% 3PT FG (min 15 att): 53.3 (8-15) vs Texas A&M (03/12/22) Shot 60% or Better 3PT FG (min 15 att): 66.7 (12-18) at Tennessee (03/05/22)
• FREE THROWS •
Made 20 Free Throws: 29 (29-36) at Vanderbilt (01/14/23) Made 30 Free Throws: 30 (30-40) at Missouri (01/18/23) Made 40 Free Throws: 40 (40-50) vs. UMass (11/25/94)
• FREE THROW ATTEMPTS •
Attempted 35 Free Throws: 36 (29-36) at Vanderbilt (01/14/23) Attempted 40 Free Throws: 40 (30-40) at Missouri (01/18/23) Attempted 50 Free Throws: 50 (39-50) vs. South Carolina (03/11/04)
• FREE THROW PERCENTAGE •
Shot 80% FT (min. 10 att): .886 (19-22) vs Oklahoma (02/18/20) Shot 90% or Better FT (min. 10 att): .950 (19-20) vs Texas A&M (01/22/22) Shot 100% (min. 10 att): 1.000 (14-14) vs Florida (02/16/21)
• REBOUNDING •
Grabbed 45 Rebounds: 48 at LSU (01/13/21) Grabbed 50 Rebounds: 51 vs Missouri (01/02/21) Grabbed 55-Plus Rebounds: 60 vs Auburn (02/08/22) • Grabbed 20 Offensive Rebounds: 24 vs Auburn (02/08/22)
• ASSISTS •
Had 25 Assists: 25 vs. Louisville (11/17/09) Had 30 Assists: 30 at UAB (01/27/90)
• STEALS •
Had 15 Steals: 15 at LSU (02/24/10) Had 18 Steals: 18 vs. Alcorn State (12/02/95)
• BLOCKED SHOTS •
Had 10 Blocks: 10 at Tennessee (01/22/14) Had 13 Blocks: 13 at Mississippi State (01/14/10)
• MOST TURNOVERS •
Had 20 Turnovers: 22 vs Colgate (03/19/21) Had 25 Turnovers: 27 vs Bradley (12/17/22) Had 30 Turnovers: 30 vs. Fordham (11/11/22) MOST ON RECORD: 42 vs. Grambling (12/31/00) and Bethune-Cookman (12/02/97)
• FOULS •
Committed 30-plus Fouls: 32 vs Alabama (02/24/21) RECORD: 36 vs. Centenary (12/04/82)

LAST TIME AN OPPONENT LOWS

• SCORING •
Held to 30-39 Points: 33 vs. Vanderbilt (01/12/13) Held to 40-45 Points: 40 vs LSU (01/24/23) Held to 46-49 Points: 48 vs Fordham (11/11/22) Held to 50-55 Points: 50 vs Lipscomb (12/05/20) Held to 56-59 Points: 5x LAST 58 vs UNC Greensboro (12/06/22) Held to 15 Points or Less in 1st Half: 14 vs LSU (01/24/23) Held to 18 Points or Less in 2nd Half: 18 vs Savannah State (12/12/13) No Opponent Player Scored in Double-Digits: vs LSU (01/24/23)
• FIELD GOAL PERCENTAGE •
Held to 21% or Worse FG: .2097 (13-62) vs. Jackson State (11/22/02) Held to 20-29% FG: .259 (14-54) vs LSU (01/24/23) Held to 30-35% FG: .333 (20-59) at Baylor (01/28/23)
• 3-POINTERS •
Did not Make a 3-pointer: 0 (0-10) by Mississippi State (02/07/15) Held to 1 3-PT FG Made: 1 (1-9) vs LSU (01/24/23) Held to 2-3 3-PT FG Made: 2 (2-18) vs San Diego State (11/23/22)
• 3-POINT PERCENTAGE •
Shot 10% or Worse 3PT FG: 6.3 (1-16) vs Ole Miss (01/27/21) Shot 11-16% 3PT FG: 11.1 (1-9) vs LSU (01/24/23) Shot 17-19% 3PT FG: 18.8 (3-16) vs South Dakota State (11/16/22)
• FREE THROWS •
Made 1-5 Free Throws: 5 (5-13) vs Ole Miss (01/21/23) Made 6-9 Free Throws: 6 (6-12) at LSU (12/28/22)
• FREE THROW ATTEMPTS •
Attempted Single Digit Free Throws: 8 (3-8) vs Alabama (02/24/21)
• FREE THROW PERCENTAGE •
Shot Below 40% FT: 38.1 (8-21) vs. Texas State (12/22/18) Shot 40-49% FT: 46.2 (5-13) vs Ole Miss (01/21/23)
• REBOUNDING •
Had 19 or Fewer Rebounds: 19 vs. Missouri-Kansas City (12/02/06) Had 20-25 Rebounds: 23 at Missouri (01/18/22)
• ASSISTS •
Held 5 Assists or Fewer: 5 at Baylor (01/28/23)
• STEALS •
Had No Steals: 0 vs Vanderbilt (01/15/20) Had 1 Steal: 1 vs Cincinnati (11/23/21) Had 2-3 Steals: 2 vs Mississippi State (02/05/22)
• BLOCKED SHOTS •
Had No Blocked Shots: 0 vs Fordham (11/11/22)
• FEWEST TURNOVERS •
Had 0-5 Turnovers: 5 at Tennessee (01/06/21) Had 6-9 Turnovers: 8 at Baylor (01/28/23)
• FOULS •
Had Single Digit Fouls: 8 at Michigan (12/08/12) Committed 10-14 Fouls: 14 vs UNI (11/17/21)

GAME 1		58 North Dakota State	26 32	58 76	
		#10/10 ARKANSAS	34 42	76	
Nov. 7, 2022 • Fayetteville, Ark. • Bud Walton Arena					

North Dakota St. 58 • 0-1

#	Player	Total		3-Ptr		Rebounds			PF	TP	A	TO	Blk	Stl	Min
		FG-FGA	FG-FGA	FT-FTA	Off	Def	Tot								
04	Grant Nelson	f	5-9	1-2	6-8	0	6	6	4	17	0	4	1	0	21
23	Andrew Morgan	f	3-8	0-1	1-4	3	4	7	2	7	0	3	1	2	25
05	Luke Yoder	g	1-3	0-1	0-0	0	4	4	0	2	4	2	0	0	30
12	Lance Waddles	g	1-9	1-7	0-0	0	4	4	1	3	2	0	0	0	22
14	Boden Skunberg	g	5-13	1-4	6-8	0	1	1	4	17	1	4	0	0	35
02	Tajavis Miller		1-6	1-3	0-0	0	3	3	2	3	0	1	0	1	19
11	Jacari White		2-6	0-1	2-3	1	1	2	0	6	0	0	0	2	15
22	Joshua Streit		0-0	0-0	0-0	3	1	4	3	0	0	0	0	0	15
33	Sam Hastreiter		1-2	1-2	0-0	0	1	1	0	3	0	0	0	0	18
	Team					0	3	3							
Totals			19-56	5-21	15-23	7	28	35	16	58	7	14	2	5	200

FG % 1st Half: 8-26 30.8% 2nd half: 11-30 36.7% Game: 19-56 33.9% Deadball Rebounds 4
 3FG % 1st Half: 2-12 16.7% 2nd half: 3-9 33.3% Game: 5-21 23.8%
 FT % 1st Half: 8-12 66.7% 2nd half: 7-11 63.6% Game: 15-23 65.2%

Arkansas 76 • 1-0

#	Player	Total		3-Ptr		Rebounds			PF	TP	A	TO	Blk	Stl	Min
		FG-FGA	FG-FGA	FT-FTA	Off	Def	Tot								
15	Makhi Mitchell	f	4-5	0-0	0-0	1	3	4	4	8	1	0	0	3	20
20	Kamani Johnson	f	0-0	0-0	0-0	0	0	0	2	0	0	1	0	1	10
00	Anthony Black	g	1-7	0-0	1-2	0	7	7	3	3	3	2	1	3	30
01	Ricky Council IV	g	9-14	1-2	3-6	1	2	3	1	22	2	1	1	1	36
04	Davonte Davis	g	6-14	0-2	6-8	0	6	6	1	18	0	5	1	2	39
02	Trevon Brazile		7-14	3-6	4-5	1	11	12	2	21	1	2	1	0	32
05	Joseph Pinion		0-0	0-0	0-0	0	0	0	1	0	0	0	0	0	3
12	Barry Dunning Jr.		0-1	0-0	0-0	0	0	0	0	0	0	0	0	1	9
13	Jordan Walsh		1-1	0-0	2-2	0	2	2	5	4	3	0	0	0	18
23	Derrian Ford		0-1	0-0	0-0	1	0	1	0	0	0	0	0	0	3
	Team					2	3	5							
Totals			28-57	4-10	16-23	6	34	40	19	76	10	11	4	11	200

FG % 1st Half: 12-30 40.0% 2nd half: 16-27 59.3% Game: 28-57 49.1% Deadball Rebounds 2
 3FG % 1st Half: 1-4 25.0% 2nd half: 3-6 50.0% Game: 4-10 40.0%
 FT % 1st Half: 9-14 64.3% 2nd half: 7-9 77.8% Game: 16-23 69.6%

Officials: Hunter Allen, Josue Nieves, Steven Anderson
 Technical fouls: North Dakota St.-None. Arkansas-Kamani Johnson.
 Attendance: 19200

Score by periods	1st	2nd	Total					
North Dakota St.	26	32	58	Points	In	Off	2nd	Fast
Arkansas	34	42	76	NDSU	Paint	T/O	Chance	Break
				ARK	24	11	8	10
					44	22	8	9

Last FG - NDSU 2nd-00:03, ARK 2nd-00:09.
 Largest lead - NDSU None, ARK by 21 2nd-11:35.
 NDSU led for 00:00. ARK led for 38:10. Game was tied for 01:50.
 Score tied - 3 times.
 Lead changed - 0 times.

GAME 2		48 Fordham	21 27	48 74	
		#10/10 ARKANSAS	32 42	74	
Nov. 11, 2022 • Fayetteville, Ark. • Bud Walton Arena					

Fordham 48 • 1-1

#	Player	Total		3-Ptr		Rebounds			PF	TP	A	TO	Blk	Stl	Min
		FG-FGA	FG-FGA	FT-FTA	Off	Def	Tot								
02	Khalid Moore	f	3-7	0-2	1-2	0	1	1	2	7	2	1	0	0	27
03	Abdus Tsimbila	f	1-2	0-0	0-0	0	6	6	2	2	0	2	0	3	21
30	Darius Quisenberry	g	2-8	1-4	5-6	0	1	1	1	10	1	3	0	1	30
10	Kyle Rose	g	2-3	2-3	0-2	3	1	4	0	6	0	4	0	0	21
24	Antrell Chariton	g	3-10	0-2	0-0	0	1	1	3	6	2	9	0	0	30
01	Will Richardson		0-2	0-0	0-0	0	2	2	1	0	1	1	0	0	17
11	Romad Dean		2-4	0-1	1-1	1	1	2	0	5	0	2	0	0	21
12	Elijah Gray		4-5	1-2	1-4	0	2	2	4	10	0	1	0	0	11
13	Zach Riley		0-0	0-0	0-0	1	0	1	0	0	1	0	0	0	6
14	Albe Evans		0-0	0-0	0-0	0	0	0	0	0	0	0	0	0	0+
15	Rostyslav Novitskiy		0-0	0-0	2-2	1	3	4	3	2	0	4	0	0	9
23	Patrick Kelly		0-4	0-3	0-0	2	0	2	1	0	0	0	0	0	7
	Team					1	2	3							
Totals			17-45	4-17	10-17	9	20	29	17	48	7	30	0	4	200

FG % 1st Half: 8-21 38.1% 2nd half: 9-24 37.5% Game: 17-45 37.8% Deadball Rebounds 4,2
 3FG % 1st Half: 2-9 22.2% 2nd half: 2-8 25.0% Game: 4-17 23.5%
 FT % 1st Half: 3-6 50.0% 2nd half: 7-11 63.6% Game: 10-17 58.8%

Arkansas 74 • 2-0

#	Player	Total		3-Ptr		Rebounds			PF	TP	A	TO	Blk	Stl	Min
		FG-FGA	FG-FGA	FT-FTA	Off	Def	Tot								
13	Jordan Walsh	f	5-7	0-2	2-3	1	3	4	3	12	1	1	0	0	21
15	Makhi Mitchell	f	4-7	0-0	0-0	2	2	4	3	8	2	0	2	3	26
00	Anthony Black	g	3-8	1-6	3-4	2	4	6	2	10	0	4	1	2	24
01	Ricky Council IV	g	5-12	1-3	4-4	1	3	4	2	15	7	2	0	2	37
04	Davonte Davis	g	3-12	0-3	1-2	0	3	3	1	7	5	1	0	3	39
02	Trevon Brazile		3-7	0-2	2-3	4	4	8	3	8	1	2	1	1	32
05	Joseph Pinion		1-1	0-0	0-0	0	0	0	1	2	0	0	0	1	4
11	Jalen Graham		5-7	0-0	0-0	3	1	4	3	10	1	1	0	0	11
12	Barry Dunning Jr.		0-0	0-0	0-0	0	0	0	1	0	0	0	0	0	3
20	Kamani Johnson		0-1	0-0	0-2	1	0	1	0	0	0	0	0	0	3
21	Cade Arbogast		0-0	0-0	0-0	0	0	0	0	0	0	0	0	0	0+
22	Makhi Mitchell		0-1	0-0	0-0	0	0	0	0	0	0	1	0	1	4
23	Derrian Ford		1-2	0-0	0-0	0	0	0	0	2	0	0	0	0	5
45	Lawson Blake		0-0	0-0	0-0	0	1	1	0	0	0	0	0	0	1
	Team					2	1	3							
Totals			30-65	2-16	12-18	16	22	38	19	74	17	13	4	13	200

FG % 1st Half: 14-36 38.9% 2nd half: 16-29 55.2% Game: 30-65 46.2% Deadball Rebounds 3
 3FG % 1st Half: 2-12 16.7% 2nd half: 0-4 0.0% Game: 2-16 12.5%
 FT % 1st Half: 2-5 40.0% 2nd half: 10-13 76.9% Game: 12-18 66.7%

Officials: Bharat Ramnanan, Chris Ford, Chuck Jones
 Technical fouls: Fordham-None. Arkansas-Trevon Brazile.
 Attendance: 19200

Score by periods	1st	2nd	Total					
Fordham	21	27	48	Points	In	Off	2nd	Fast
Arkansas	32	42	74	FU	Paint	T/O	Chance	Break
				ARK	20	15	2	17
					54	30	13	11

Last FG - FU 2nd-00:36, ARK 2nd-00:01.
 Largest lead - FU by 5 1st-19:03, ARK by 26 2nd-04:11.
 FU led for 04:55. ARK led for 33:43. Game was tied for 01:22.
 Score tied - 1 time.
 Lead changed - 1 time.

GAME 3		56 South Dakota State	29 27	56 71	
		#9/10 ARKANSAS	41 30	71	
Nov. 16, 2022 • Fayetteville, Ark. • Bud Walton Arena					

South Dakota St. 56 • 2-2

#	Player	Total		3-Ptr		Rebounds			PF	TP	A	TO	Blk	Stl	Min
		FG-FGA	FG-FGA	FT-FTA	Off	Def	Tot								
32	Matt Dentlinger	f	0-2	0-1	3-4	0	1	1	3	3	2	4	0	1	22
42	William Kyle III	f	3-5	0-0	2-2	1	1	2	4	8	0	3	1	0	16
02	Zeke Mayo	g	4-8	1-3	0-0	0	8	8	0	9	1	2	0	2	30
30	Charlie Easley	g	1-6	0-2	0-0	1	0	1	1	2	1	2	0	0	27
34	Alex Arians	g	1-3	0-1	1-2	0	7	7	1	3	2	2	0	0	20
01	Matt Mims		0-6	0-2	8-8	0	1	1	0	8	1	0	0	1	19
11	Matthew Mors		1-8	0-2	0-0	2	1	3	1	2	0	1	1	0	20
13	Luke Appel		4-7	0-0	1-1	1	2	3	2	9	1	1	0	1	11
15	Tanner Te Slaa		2-6	1-2	2-2	0	2	2	1	7	1	3	0	3	22
22	Aaron Fiegen		0-0	0-0	0-0	0	0	0	0	0	0	0	0	0	2
33	Broden Lien		2-5	1-3	0-1	1	2	3	1	5	0	1	0	0	11
	Team					0	1	1							
Totals			18-56	3-16	17-20	6	26	32	14	56	9	20	2	8	200

FG % 1st Half: 11-28 39.3% 2nd half: 7-28 25.0% Game: 18-56 32.1% Deadball Rebounds 1
 3FG % 1st Half: 2-7 28.6% 2nd half: 1-9 11.1% Game: 3-16 18.8%
 FT % 1st Half: 5-6 83.3% 2nd half: 12-14 85.7% Game: 17-20 85.0%

Arkansas 71 • 3-0

#	Player
---	--------

GAME 5		90	#10/8 Creighton	40 50	90 80	
			#9/9 ARKANSAS	34 53	87	
Nov. 22, 2022 • Lahaina, Hawaii • Lahaina Civic Center						

Creighton 90 • 6-0

#	Player	Total		3-Ptr		Rebounds			PF	TP	A TO Blk Stl				Min
		FG-FGA	FG-FGA	FT-FTA	Off Def Tot	PF	TP	A TO Blk Stl							
24	Arthur Kaluma	f	4-8	0-1	1-2	2	4	6	2	9	2	6	1	2	30
11	Ryan Kalkbrenner	c	9-12	0-0	3-6	3	4	7	4	21	1	2	2	1	38
02	Ryan Nemhhard	g	6-12	3-4	10-12	0	6	6	1	25	5	2	0	0	36
23	Trey Alexander	g	4-6	0-0	4-5	0	5	5	3	12	6	2	0	2	32
55	Baylor Scheierman	g	7-10	3-5	3-4	0	7	7	4	20	3	2	0	0	39
04	Shereef Mitchell	g	0-1	0-1	0-0	0	1	1	1	0	0	1	0	0	4
05	Francisco Farabello	g	1-3	1-3	0-0	0	0	0	0	3	0	1	0	0	13
13	Mason Miller	g	0-0	0-0	0-0	0	0	0	0	0	0	0	0	0	6
33	Fredrick King	g	0-1	0-0	0-0	0	1	1	1	0	0	0	0	0	2
Team					0	2	2				1				
Totals			31-53	7-14	21-29	5	30	35	16	90	17	17	3	5	200

FG % 1st Half: 17-31	54.8%	2nd half: 14-22	63.6%	Game: 31-53	58.5%	Deadball
3FG % 1st Half: 5-10	50.0%	2nd half: 2-4	50.0%	Game: 7-14	50.0%	Rebounds 4
FT % 1st Half: 1-1	100.0	2nd half: 20-28	71.4%	Game: 21-29	72.4%	

Arkansas 87 • 4-1

#	Player	Total		3-Ptr		Rebounds			PF	TP	A TO Blk Stl				Min
		FG-FGA	FG-FGA	FT-FTA	Off Def Tot	PF	TP	A TO Blk Stl							
13	Jordan Walsh	f	1-5	1-2	2-2	0	3	4	3	5	2	2	0	1	36
15	Makhi Mitchell	f	1-2	0-0	0-0	1	0	1	3	2	0	2	0	1	11
00	Anthony Black	g	10-18	1-3	5-7	3	3	6	3	26	6	3	0	2	38
01	Ricky Council IV	g	9-19	2-6	4-4	1	2	3	3	24	3	1	0	2	40
04	Davonte Davis	g	3-9	1-4	2-2	0	3	3	4	9	2	0	0	1	39
02	Trevon Brazile	g	7-14	3-5	0-1	1	5	6	5	17	2	1	3	1	32
05	Joseph Pinion	g	0-0	0-0	0-0	0	0	0	0	0	0	0	0	0	0
22	Makhel Mitchell	g	2-3	0-0	0-1	1	2	3	0	4	0	0	2	0	7
Team					3	3	6								
Totals			33-70	8-20	13-17	10	21	31	21	87	15	9	5	8	200

FG % 1st Half: 15-34	44.1%	2nd half: 18-36	50.0%	Game: 33-70	47.1%	Deadball
3FG % 1st Half: 0-5	0.0%	2nd half: 8-15	53.3%	Game: 8-20	40.0%	Rebounds 1
FT % 1st Half: 4-6	66.7%	2nd half: 9-11	81.8%	Game: 13-17	76.5%	

Officials: Randy Richardson, Lee Cassell, Paul Szelc
Technical fouls: Creighton-None. Arkansas-TEAM.
Attendance: 2400

Score by periods			1st	2nd	Total						
Creighton			40	50	90						
Arkansas			34	53	87						

Last FG - CU 2nd-01:12, ARK 2nd-00:03.
Largest lead - CU by 12 1st-01:43, ARK by 2 2nd-14:25.
CU led for 33:45. ARK led for 02:08. Game was tied for 04:07.

Score tied - 10 times.
Lead changed - 10 times.

GAME 7		61	Troy	33 28	61 76	
			#11/11 ARKANSAS	31 43	74	
Nov. 28, 2022 • Fayetteville, Ark. • Bud Walton Arena						

Troy 61 • 6-2

#	Player	Total		3-Ptr		Rebounds			PF	TP	A TO Blk Stl				Min
		FG-FGA	FG-FGA	FT-FTA	Off Def Tot	PF	TP	A TO Blk Stl							
10	Zay Williams	f	5-9	0-4	1-2	1	3	4	3	11	1	2	1	1	24
30	Christian Turner	f	1-3	0-2	0-0	1	0	1	2	2	0	3	0	2	24
00	Kieffer Punter	g	0-4	0-3	0-0	0	0	0	3	0	1	3	0	0	25
02	Aamer Muhammad	g	2-7	1-3	0-0	0	3	3	2	5	3	1	0	0	32
11	Nelson Phillips	g	7-17	6-12	2-2	1	6	7	2	22	3	3	2	1	35
05	Christyone Eugene	g	5-10	2-3	1-2	0	1	1	2	13	0	4	0	1	28
15	Jackson Fields	g	0-0	0-0	0-0	0	1	1	3	0	1	1	0	1	12
21	Nate Tshimanga	g	1-1	0-0	0-2	0	1	1	1	2	0	1	0	0	7
32	Lydell Geffrard	g	3-5	0-1	0-0	2	1	3	1	6	1	0	0	0	13
Team					5	0	5								
Totals			24-56	9-28	4-8	10	16	26	19	61	10	18	3	6	200

FG % 1st Half: 13-26	50.0%	2nd half: 11-30	36.7%	Game: 24-56	42.9%	Deadball
3FG % 1st Half: 6-14	42.9%	2nd half: 3-14	21.4%	Game: 9-28	32.1%	Rebounds 2
FT % 1st Half: 1-4	25.0%	2nd half: 3-4	75.0%	Game: 4-8	50.0%	

Arkansas 74 • 6-1

#	Player	Total		3-Ptr		Rebounds			PF	TP	A TO Blk Stl				Min
		FG-FGA	FG-FGA	FT-FTA	Off Def Tot	PF	TP	A TO Blk Stl							
13	Jordan Walsh	f	1-6	0-0	4-5	0	4	4	3	6	0	2	1	2	20
15	Makhi Mitchell	f	6-8	0-0	2-2	4	5	9	2	14	0	2	3	0	28
00	Anthony Black	g	5-8	2-4	2-4	1	7	8	1	14	3	3	1	2	40
01	Ricky Council IV	g	12-18	1-4	2-2	2	1	3	2	27	0	2	0	1	39
12	Barry Dunning Jr.	g	0-0	0-0	0-0	0	0	0	0	0	0	1	0	0	1
02	Trevon Brazile	g	1-5	0-2	1-2	0	0	0	2	3	1	5	0	2	25
03	Nick Smith Jr.	g	0-2	0-1	0-0	1	0	1	0	0	0	0	0	0	6
05	Joseph Pinion	g	0-0	0-0	0-0	0	1	1	0	0	0	0	0	0	2
20	Kamani Johnson	g	1-3	0-0	6-8	0	3	3	2	8	0	0	0	1	32
22	Makhel Mitchell	g	1-1	0-0	0-0	1	1	2	0	2	0	0	0	0	7
Team					1	1	2								
Totals			27-51	3-11	17-23	10	23	33	12	74	4	15	5	8	200

FG % 1st Half: 11-26	42.3%	2nd half: 16-25	64.0%	Game: 27-51	52.9%	Deadball
3FG % 1st Half: 1-6	16.7%	2nd half: 2-5	40.0%	Game: 3-11	27.3%	Rebounds 4,1
FT % 1st Half: 8-10	80.0%	2nd half: 9-13	69.2%	Game: 17-23	73.9%	

Officials: Brian O'Connell, Owen Shortt, Joe Lindsay
Technical fouls: Troy-None. Arkansas-None.
Attendance: 19200

Score by periods			1st	2nd	Total						
Troy			33	28	61						
Arkansas			31	43	74						

Last FG - TROY 2nd-00:55, ARK 2nd-00:43.
Largest lead - TROY by 7 1st-06:06, ARK by 14 2nd-01:03.
TROY led for 20:22. ARK led for 15:32. Game was tied for 04:06.

Score tied - 6 times.
Lead changed - 11 times.

GAME 6		78	#9/9 ARKANSAS	26 41 11 78	74	
			#17/9 San Diego State	35 32 7 74		
Nov. 23, 2022 • Lahaina, Hawaii • Lahaina Civic Center						

Arkansas 78 • 5-1

#	Player	Total		3-Ptr		Rebounds			PF	TP	A TO Blk Stl				Min
		FG-FGA	FG-FGA	FT-FTA	Off Def Tot	PF	TP	A TO Blk Stl							
13	Jordan Walsh	f	3-7	0-2	1-2	3	2	5	4	7	2	1	1	0	34
15	Makhi Mitchell	f	0-0	0-0	2-2	0	3	3	1	2	0	0	0	1	11
00	Anthony Black	g	3-11	0-2	9-10	1	4	5	2	15	1	4	0	1	39
01	Ricky Council IV	g	6-19	0-3	7-11	1	2	3	3	19	4	3	0	2	41
04	Davonte Davis	g	1-4	0-2	0-0	1	1	2	0	2	1	1	0	0	17
02	Trevon Brazile	g	6-14	3-8	5-8	0	9	9	3	20	0	1	0	2	40
11	Jalen Graham	g	0-0	0-0	0-0	0	0	0	0	0	0	0	0	0	2
12	Barry Dunning Jr.	g	0-0	0-0	0-0	0	0	0	1	0	0	1	0	1	8
20	Kamani Johnson	g	2-2	0-0	3-5	4	3	7	3	7	0	1	0	2	19
22	Makhi Mitchell	g	3-3	0-0	0-0	0	3	3	3	6	0	1	2	0	14
Team					0	3	3				3				
Totals			24-60	3-17	27-38	10	30	40	20	78	8	16	3	9	225

FG % 1st Half: 9-22	40.9%	2nd half: 11-29	37.9%	OT: 4-9	44.4%	Game: 24-60	40.0%	Deadball
3FG % 1st Half: 0-8	0.0%	2nd half: 3-8	37.5%	OT: 0-1	0.0%	Game: 3-17	17.6%	Rebounds 9,1
FT % 1st Half: 8-12	66.7%	2nd half: 16-22	72.7%	OT: 3-4	75.0%	Game: 27-38	71.1%	

San Diego St. 74 • 4-2

#	Player	Total		3-Ptr		Rebounds		
---	--------	-------	--	-------	--	----------	--	--

GAME 9		58	UNC Greensboro	26	32	58	65	
		#9/8 ARKANSAS		21	44	65		
Dec. 6, 2022 • Fayetteville, Ark. • Bud Walton Arena								

UNC Greensboro 58 • 4-6

#	Player		Total		3-Ptr	Rebounds					PF	TP	A	TO	Blk	Stl	Min
			FG-FGA	FG-FGA	FT-FTA	Off	Def	Tot									
04	Mohammed Abdulsalam	f	2-6	0-0	1-1	3	7	10	4	5	0	0	2	1		25	
33	Bas Leyte	f	2-8	0-2	1-2	1	2	3	2	5	1	0	0	0		25	
00	Keyshaun Langley	g	3-11	1-7	2-3	1	1	2	2	9	3	1	0	3	31		
03	Kobe Langley	g	4-14	2-5	0-0	0	8	8	4	10	7	0	0	0	0	29	
24	Dante Treacy	g	4-12	1-3	2-3	0	5	5	2	11	1	4	0	0	32		
02	Mikeal Brown-Jones		1-4	0-1	1-2	0	2	2	4	3	1	2	0	1	18		
11	Keondre Kennedy		1-6	1-4	0-0	0	2	2	4	3	0	2	1	0	15		
12	Donovan Atwell		4-6	4-6	0-0	0	0	0	3	12	0	0	0	0	3	13	
15	Cortez Johnson		0-0	0-0	0-0	0	0	0	0	0	0	0	0	0	1		
20	Joryam Saizonou		0-0	0-0	0-0	0	1	1	1	0	0	0	0	0	6		
22	Jalen Breath		0-0	0-0	0-0	0	1	1	0	0	0	0	0	0	5		
Team						3	2	5									
Totals			21-67	9-28	7-11	8	31	39	26	58	13	9	3	8	200		

FG % 1st Half:	9-31	29.0%	2nd half:	12-36	33.3%	Game:	21-67	31.3%	Deadball	
3FG % 1st Half:	4-15	26.7%	2nd half:	5-13	38.5%	Game:	9-28	32.1%	Rebounds	2
FT % 1st Half:	4-7	57.1%	2nd half:	3-4	75.0%	Game:	7-11	63.6%		

Arkansas 65 • 8-1

#	Player		Total		3-Ptr	Rebounds							Min		
			FG-FGA	FG-FGA	FT-FTA	Off	Def	Tot	PF	TP	A	TO		Blk	Stl
13	Jordan Walsh	f	0-2	0-2	0-0	0	0	0	1	0	1	1	0	0	8
15	Makhi Mitchell	f	4-5	0-0	5-7	0	14	14	2	13	1	0	4	2	32
00	Anthony Black	g	4-8	2-4	1-3	1	4	5	3	11	2	1	1	0	33
01	Ricky Council IV	g	1-7	0-3	6-6	0	3	3	3	8	2	3	0	0	37
03	Nick Smith Jr.	g	6-14	1-5	9-11	0	4	4	1	22	3	2	1	1	39
02	Trevon Brazile		0-3	0-1	0-0	1	1	2	0	0	0	1	2	0	9
04	Davonte Davis		3-13	0-3	4-4	1	9	10	4	10	0	3	0	3	29
11	Jalen Graham		0-1	0-0	0-0	1	0	1	0	0	0	1	0	0	3
20	Kamani Johnson		0-1	0-0	1-2	1	4	5	0	1	0	0	1	0	9
23	Derrian Ford		0-0	0-0	0-0	0	0	0	0	0	0	0	0	0	1
Team						3	0	3							

FG % 1st Half:	9-30	30.0%	2nd half:	9-24	37.5%	Game:	18-54	33.3%	Deadball	
3FG % 1st Half:	0-8	0.0%	2nd half:	3-10	30.0%	Game:	3-18	16.7%	Rebounds	4,1
FT % 1st Half:	3-6	50.0%	2nd half:	23-27	85.2%	Game:	26-33	78.8%		

Officials: Robert Felder, Rob Rorke, Tony Greene
 Technical fouls: UNC Greensboro-None. Arkansas-None.
 Attendance: 19200

Score by periods				1st	2nd	Total				
UNC Greensboro				26	32	58				
Arkansas				21	44	65				

Last FG - UNC 2nd-00:21, ARK 2nd-01:29.
 Largest lead - UNC by 12 1st-04:54, ARK by 7 2nd-01:29.
 UNC led for 29:06. ARK led for 07:47. Game was tied for 03:07.

GAME 11		57	Bradley	25	32	57	76	
		#10/10 ARKANSAS		37	39	76		
Dec. 17, 2022 • N. Little Rock, Ark. • Simmons Bank Arena								

Bradley 57 • 7-4

#	Player		Total		3-Ptr	Rebounds			PF	TP	A	TO	Blk	Stl	Min	
			FG-FGA	FG-FGA	FT-FTA	Off	Def	Tot								
14	Malevy Leons	f	2-4	0-1	7-8	6	2	8	4	11	0	4	1	4	24	
51	Rienk Mast	f	5-9	0-2	7-9	0	6	6	3	17	0	6	0	1	27	
03	Zek Montgomery	g	2-5	0-0	0-0	1	3	4	1	4	0	3	0	0	24	
10	Connor Hickman	g	2-6	2-5	0-0	0	4	4	4	6	0	4	0	0	30	
21	Duke Deen	g	4-9	2-5	1-2	0	4	4	3	11	4	3	0	2	29	
01	James "Pop" Weathers		1-2	0-0	0-0	0	0	0	2	2	0	0	0	1	9	
05	Christian Davis		0-2	0-1	0-0	0	0	0	0	0	0	0	0	0	3	
22	Ja'Shon Henry		1-6	0-0	2-2	1	2	3	2	4	2	2	0	0	25	
23	Ville Tahvanainen		0-1	0-1	0-0	0	2	2	1	0	0	0	0	0	14	
35	Darius Hannah		1-1	0-0	0-0	0	1	1	2	2	2	2	1	0	15	
Team						0	0	0				3				
Totals				18-45	4-15	17-21	8	24	32	22	57	8	27	2	8	200

FG % 1st Half:	9-19	47.4%	2nd half:	9-26	34.6%	Game:	18-45	40.0%	Deadball	
3FG % 1st Half:	2-3	66.7%	2nd half:	2-12	16.7%	Game:	4-15	26.7%	Rebounds	3,1
FT % 1st Half:	5-6	83.3%	2nd half:	12-15	80.0%	Game:	17-21	81.0%		

Arkansas 76 • 10-1

#	Player		Total		3-Ptr	Rebounds			PF	TP	A	TO	Blk	Stl	Min
			FG-FGA	FG-FGA	FT-FTA	Off	Def	Tot							
13	Jordan Walsh	f	7-7	1-1	3-4	0	3	3	5	18	1	0	0	4	28
15	Makhi Mitchell	f	3-5	0-0	0-0	1	2	3	5	6	2	2	1	2	17
00	Anthony Black	g	4-7	0-1	7-11	1	2	3	1	15	4	2	2	2	38
01	Ricky Council IV	g	4-10	1-3	7-8	0	2	2	2	16	2	2	0	2	36
03	Nick Smith Jr.	g	1-8	1-4	2-2	1	0	1	1	5	0	2	0	1	21
04	Davonte Davis		3-9	1-2	0-0	3	4	7	0	7	3	1	0	5	30
05	Joseph Pinion		0-0	0-0	0-0	0	1	1	0	0	0	0	0	0	1
11	Jalen Graham		2-4	0-0	2-4	0	2	2	3	6	1	1	1	0	11
12	Barry Dunning Jr.		0-0	0-0	1-2	0	1	1	0	1	0	0	0	0	1
20	Kamani Johnson		1-1	0-0	0-0	1	1	2	2	2	0	0	1	0	12
21	Cade Arbogast		0-0	0-0	0-0	0	0	0	0	0	0	0	0	0	1
22	Makhel Mitchell		0-0	0-0	0-0	0	0	0	0	0	0	0	0	0	1
23	Derrian Ford		0-0	0-0	0-0	0	0	0	0	0	0	1	0	0	2
45	Lawson Blake		0-0	0-0	0-0	0	0	0	0	0	0	0	0	0	1
	Team					0	1	1							
Totals			25-51	4-11	22-31	7	19	26	19	76	13	11	5	16	200

FG % 1st Half:	13-28	46.4%	2nd half:	12-23	52.2%	Game:	25-51	49.0%	Deadball	
3FG % 1st Half:	2-6	33.3%	2nd half:	2-5	40.0%	Game:	4-11	36.4%	Rebounds	3
FT % 1st Half:	9-12	75.0%	2nd half:	13-19	68.4%	Game:	22-31	71.0%		

Officials: Keith Patterson, Josue Nieves, Rob Rorke
 Technical fouls: Bradley-TEAM. Arkansas-Jordan Walsh 2.
 Attendance: 16675

Score by periods				1st	2nd	Total				
Bradley				25	32	57				
Arkansas				37	39	76				

Last FG - BRAD 2nd-02:32, ARK 2nd-02:03.
 Largest lead - BRAD by 2 1st-19:30, ARK by 24 2nd-11:18.
 BRAD led for 02:43. ARK led for 36:11. Game was tied for 01:06.

GAME 10		78	#-RV Oklahoma	40	38	78	88	
		#9/9 ARKANSAS		43	45	88		
Dec. 10, 2022 • Tulsa, Okla. • BOK Center								

Oklahoma 78 • 7-3

		Total	3-Ptr		Rebounds										
##	Player	FG-FGA	FG-FGA	FT-FTA	Off	Def	Tot	PF	TP	A	TO	Blk	Stl	Min	
01	Jalen Hill	f	4-6	0-1	3-4	2	3	5	1	11	1	2	0	0	28
35	Tanner Groves	f	2-5	2-4	0-0	1	3	4	5	6	1	2	0	1	21
12	Milos Uzan	g	7-11	1-2	0-1	0	2	2	4	15	5	1	0	0	34
25	Grant Sherfield	g	8-14	3-6	4-4	1	1	2	2	23	3	4	0	3	34
34	Jacob Groves	g	3-4	1-1	0-0	0	2	2	0	7	1	1	0	0	24
04	Joe Bamisile		4-7	0-1	0-0	0	5	5	2	8	1	2	1	0	19
10	Sam Godwin		3-4	0-0	0-0	1	0	1	2	6	1	1	0	0	16
14	Bijan Cortes		1-5	0-0	0-0	0	1	1	1	2	2	2	0	1	22
22	CJ Noland		0-0	0-0	0-0	0	0	0	0	0	0	0	0	0	2
	Team					2	3	5							
Totals			32-56	7-15	7-9	7	20	27	17	78	15	15	1	5	200

GAME 13			57 #9/7 ARKANSAS	19 38	57 60	60 LSU
Dec. 28, 2022 • Baton Rouge, La. • Maravich Center						

Arkansas 57 • 11-2,0-1 SEC

#	Player	Total		3-Ptr		Rebounds			PF	TP	A TO Blk Stl				Min
		FG-FGA	FG-FGA	FT-FTA	Off Def Tot	PF	TP	A TO Blk Stl							
13	Jordan Walsh	f	6-14	1-8	0-0	3	6	9	4	13	0	2	2	2	32
15	Makhi Mitchell	f	3-5	0-0	2-3	2	10	12	3	8	1	1	3	0	36
00	Anthony Black	g	3-8	0-3	1-2	4	4	8	1	7	4	2	0	1	40
01	Ricky Council IV	g	5-19	1-5	2-5	4	2	6	1	13	0	2	0	3	40
04	Davonte Davis	g	7-18	2-8	0-0	0	6	6	1	16	2	1	0	2	40
05	Joseph Pinion		0-1	0-1	0-0	0	0	0	0	0	0	0	0	0	2
11	Jalen Graham		0-0	0-0	0-0	0	1	1	2	0	0	2	0	0	3
20	Kamani Johnson		0-0	0-0	0-0	0	0	0	2	0	0	0	0	0	7
Team						0	2	2							
Totals			24-65	4-25	5-10	13	31	44	14	57	7	10	5	8	200
FG % 1st Half:		9-33	27.3%	2nd half:	15-32	46.9%	Game:	24-65	36.9%	Deadball Rebounds 2					
3FG % 1st Half:		0-13	0.0%	2nd half:	4-12	33.3%	Game:	4-25	16.0%						
FT % 1st Half:		1-3	33.3%	2nd half:	4-7	57.1%	Game:	5-10	50.0%						

LSU 60 • 12-1,1-0 SEC

#	Player	Total		3-Ptr		Rebounds			PF	TP	A TO Blk Stl				Min
		FG-FGA	FG-FGA	FT-FTA	Off Def Tot	PF	TP	A TO Blk Stl							
12	KJ Williams	f	3-7	2-5	0-0	1	4	5	3	8	0	2	1	2	33
20	Derek Fountain	f	5-9	0-1	4-5	4	6	10	2	14	1	2	1	2	29
01	Cam Hayes	g	2-7	0-3	0-0	0	5	5	0	4	3	0	0	1	27
03	Justice Hill	g	1-5	0-3	0-3	0	2	2	1	2	1	1	0	0	19
44	Adam Miller	g	2-9	1-3	2-2	0	4	4	1	7	2	1	0	0	29
00	Trae Hannibal		9-14	1-2	0-2	1	5	6	0	19	2	1	0	0	22
04	Kendal Coleman		0-0	0-0	0-0	0	0	0	0	0	0	0	0	0	3
05	Mwani Wilkinson		1-1	0-0	0-0	0	0	0	2	2	0	1	1	0	11
11	Justice Williams		2-4	0-0	0-0	0	0	0	1	4	0	2	0	1	12
13	Jalen Reed		0-5	0-0	0-0	1	1	2	3	0	0	0	0	0	10
34	Shawn Phillips Jr.		0-1	0-0	0-0	1	0	1	0	0	0	0	0	0	5
Team						1	3	4							
Totals			25-62	4-17	6-12	9	30	39	13	60	9	10	3	6	200
FG % 1st Half:		10-34	29.4%	2nd half:	15-28	53.6%	Game:	25-62	40.3%	Deadball Rebounds 3,1					
3FG % 1st Half:		3-11	27.3%	2nd half:	1-6	16.7%	Game:	4-17	23.5%						
FT % 1st Half:		1-3	33.3%	2nd half:	5-9	55.6%	Game:	6-12	50.0%						

Officials: Ron Groover,Patrick Evans,Joe Lindsay
 Technical fouls: Arkansas-None. LSU-None.
 Attendance: 10428

Score by periods	1st	2nd	Total
Arkansas	19	38	57
LSU	24	36	60

Last FG - ARK 2nd-00:21, LSU 2nd-00:32.
 Largest lead - ARK by 6 2nd-10:21, LSU by 6 1st-00:17.
 ARK led for 14:18. LSU led for 18:51. Game was tied for 06:51.

Points	In Paint	Off T/O	2nd Chance	Fast Break	Bench
Ark	36	4	11	7	0
LSU	40	13	6	8	25

Score tied - 10 times.
 Lead changed - 7 times.

GAME 14			68 #20/21 Missouri	34 34	68 74	74 ARKANSAS
Jan. 4, 2023 • Fayetteville, Ark. • Bud Walton Arena						

Missouri 68 • 12-2,1-1 SEC

#	Player	Total		3-Ptr		Rebounds			PF	TP	A TO Blk Stl				Min
		FG-FGA	FG-FGA	FT-FTA	Off Def Tot	PF	TP	A TO Blk Stl							
13	Ronnie DeGray III	f	1-4	1-4	0-0	0	1	1	1	3	0	0	0	0	6
24	Kobe Brown	f	3-7	0-0	5-6	2	0	2	4	11	2	2	0	0	20
02	Tre Gomillion	g	3-7	1-2	0-0	0	1	1	2	7	1	1	0	0	25
05	D'Moi Hodge	g	2-4	0-2	2-4	1	2	3	3	6	1	1	0	3	28
10	Nick Honor	g	3-7	2-4	4-5	0	2	2	4	12	4	0	0	2	38
04	DeAndre Gholston		3-8	1-3	0-1	1	1	2	2	7	0	2	0	1	19
23	Aidan Shaw		1-3	0-1	0-0	2	2	4	2	2	0	0	0	0	13
35	Noah Carter		2-5	0-1	3-5	0	3	3	1	7	1	0	2	0	24
55	Sean East II		6-9	1-2	0-0	2	2	4	4	13	3	3	0	1	27
Team						1	0	1							
Totals			24-54	6-19	14-21	9	14	23	23	68	12	10	2	7	200
FG % 1st Half:		10-22	45.5%	2nd half:	14-32	43.8%	Game:	24-54	44.4%	Deadball Rebounds 3,2					
3FG % 1st Half:		4-9	44.4%	2nd half:	2-10	20.0%	Game:	6-19	31.6%						
FT % 1st Half:		10-14	71.4%	2nd half:	4-7	57.1%	Game:	14-21	66.7%						

Arkansas 74 • 12-2,1-1 SEC

#	Player	Total		3-Ptr		Rebounds			PF	TP	A TO Blk Stl				Min
		FG-FGA	FG-FGA	FT-FTA	Off Def Tot	PF	TP	A TO Blk Stl							
13	Jordan Walsh	f	3-6	0-2	0-0	3	4	7	4	6	2	1	0	1	27
15	Makhi Mitchell	f	4-7	0-0	0-0	3	4	7	3	8	0	1	2	0	15
00	Anthony Black	g	2-7	1-4	1-2	0	2	2	1	6	5	4	1	1	40
01	Ricky Council IV	g	6-15	2-7	11-13	2	5	7	1	25	1	5	1	0	31
04	Davonte Davis	g	5-10	0-2	0-0	1	4	5	3	10	5	5	0	3	37
05	Joseph Pinion		4-7	3-6	2-2	1	0	1	4	13	0	0	0	1	27
11	Jalen Graham		0-0	0-0	0-0	0	0	0	0	0	0	0	0	0	2
20	Kamani Johnson		2-2	0-0	1-4	3	5	8	3	5	0	0	0	1	20
22	Makhi Mitchell		0-0	0-0	1-2	0	0	0	1	0	0	0	0	0	1
Team						2	1	3							
Totals			26-54	6-21	16-23	15	25	40	19	74	13	17	4	7	200
FG % 1st Half:		10-28	35.7%	2nd half:	16-26	61.5%	Game:	26-54	48.1%	Deadball Rebounds 4					
3FG % 1st Half:		2-12	16.7%	2nd half:	4-9	44.4%	Game:	6-21	28.6%						
FT % 1st Half:		5-10	50.0%	2nd half:	11-13	84.6%	Game:	16-23	69.6%						

Officials: Todd Austin,Olandis Poole,Don Daily
 Technical fouls: Missouri-None. Arkansas-None.
 Attendance: 19200

Score by periods	1st	2nd	Total
Missouri	34	34	68
Arkansas	27	47	74

Points	In Paint	Off T/O	2nd Chance	Fast Break	Bench
MIZ	28	21	8	11	29
ARK	26	8	14	18	19

Last FG - MIZ 2nd-00:20, ARK 2nd-03:11.
 Largest lead - MIZ by 17 1st-09:31, ARK by 8 2nd-08:45.
 MIZ led for 25:13. ARK led for 14:04. Game was tied for 00:39.

Score tied - 1 time.
 Lead changed - 1 time.

GAME 15			59 #13/13 ARKANSAS	25 34	59 72	72 AUBURN
Jan. 7, 2023 • Auburn, Ala. • Neville Arena						

Arkansas 59 • 12-3,1-2 SEC

#	Player		Total		3-Ptr		Rebounds			PF	TP	A TO Blk Stl				Min
			FG-FGA	FG-FGA	FT-FTA	Off	Def	Tot								
13	Jordan Walsh	f	2-10	0-3	2-4	4	6	10	4	6	2	2	1	0	32	
15	Makhi Mitchell	f	3-4	0-0	0-3	1	6	7	2	6	0	1	2	0	22	
00	Anthony Black	g	5-11	0-3	13-16	3	4	7	4	23	4	4	1	1	30	
01	Ricky Council IV	g	5-15	2-6	2-2	1	1	2	1	14	1	3	1	0	37	
04	Davonte Davis	g	1-5	0-2	0-0	0	2	2	2	2	2	1	0	0	24	
05	Joseph Pinion		0-1	0-1	0-0	0	1	1	2	0	0	0	0	1	14	
11	Jalen Graham		2-6	0-0	1-5	3	3	6	2	5	0	1	0	0	12	
12	Barry Dunning Jr.		0-1	0-1	0-0	0	0	0	0	0	0	0	0	0	1	
20	Kamani Johnson		0-2	0-0	1-2	3	2	5	3	1	0	0	0	2	20	
22	Makheil Mitchell		1-1	0-0	0-0	0	2	2	1	2	0	1	0	0	7	
23	Derrian Ford		0-0	0-0	0-0	0	0	0	0	0	0	0	0	0	1	
Team						2	1	3								
Totals			19-56	2-16	19-32	17	28	45	21	59	9	14	5	4	200	
FG % 1st Half: 8-24			33.3%	2nd half: 11-32	34.4%	Game: 19-56			33.9%						Deadball Rebounds 8,1	
3FG % 1st Half: 1-6			16.7%	2nd half: 1-10	10.0%	Game: 2-16			12.5%							
FT % 1st Half: 8-17			47.1%	2nd half: 11-15	73.3%	Game: 2-19			59.4%							

GAME 17		84	#15/16 ARKANSAS	42 42	84 97	
Vanderbilt						
Jan. 14, 2023 • Nashville, Tenn. • Memorial Gym						

Arkansas 84 • 12-5,1-4 SEC

#	Player		Total		3-Ptr		Rebounds			PF	TP	A TO Blk			Stl	Min		
			FG-FGA	FG-FGA	FT-FTA	Off	Def	Tot										
15	Makhi Mitchell	f	4-7	1-1	2-4	3	5	8	5	11	0	0	1	0	22			
22	Makhi Mitchell	f	4-5	0-0	0-3	1	1	2	3	8	1	1	2	0	17			
00	Anthony Black	g	7-15	2-4	2-4	2	4	6	3	18	3	4	1	0	39			
01	Ricky Council IV	g	8-12	3-6	5-7	3	0	3	4	24	1	1	0	2	40			
04	Davonte Davis	g	6-14	0-3	5-5	1	2	3	4	17	4	2	0	0	39			
05	Joseph Pinion		2-2	1-1	1-1	0	0	0	1	6	0	0	0	0	9			
11	Jalen Graham		0-2	0-0	0-0	0	0	0	1	0	0	1	0	1	5			
12	Barry Dunning Jr.		0-0	0-0	0-0	0	0	0	0	0	0	0	0	0	1			
13	Jordan Walsh		0-6	0-3	0-0	0	2	2	3	0	2	1	1	0	17			
20	Kamani Johnson		0-0	0-0	0-0	1	0	1	5	0	0	0	1	0	8			
23	Derrian Ford		0-0	0-0	0-0	0	0	0	1	0	0	1	0	0	3			
Team						4	2	6										
Totals				31-63	7-18	15-24	15	16	31	30	84	11	11	6	3	200		
FG % 1st Half: 16-29			55.2%	2nd half: 15-34		44.1%	Game: 31-63		49.2%	3FG % 1st Half: 2-6		33.3%	2nd half: 5-12		41.7%	Game: 7-18		38.9%
FT % 1st Half: 8-14			57.1%	2nd half: 7-10		70.0%	Game: 15-24		62.5%	Deadball Rebounds		3						

Vanderbilt 97 • 9-8,2-2 SEC

#	Player		Total		3-Ptr		Rebounds			PF	TP	A TO Blk			Stl	Min
			FG-FGA	FG-FGA	FT-FTA	Off	Def	Tot								
01	Colin Smith	f	2-3	2-2	0-1	1	0	1	1	6	0	1	0	0	17	
10	Myles Stute	f	3-8	1-4	8-8	2	5	7	2	15	3	1	1	2	32	
42	Quentin Millora-Brow	f	0-2	0-0	1-2	2	3	5	2	1	0	0	0	0	12	
00	Tyrin Lawrence	g	7-14	2-2	6-8	2	3	5	1	22	2	1	0	1	30	
12	Trey Thomas	g	4-7	3-4	2-2	0	2	2	3	13	1	2	0	1	33	
02	Noah Shelby		1-3	0-2	0-0	0	0	0	1	2	0	0	0	0	14	
04	Jordan Wright		5-9	1-2	6-7	0	2	2	2	17	1	1	0	1	24	
05	Ezra Manjon		1-3	0-0	1-2	1	0	1	2	3	2	1	0	0	11	
21	Liam Robbins		4-5	1-2	5-5	1	2	3	5	14	1	1	3	0	19	
34	Lee Dort		2-2	0-0	0-1	3	2	5	1	4	0	0	1	0	8	
Team						3	4	7				1				
Totals				29-56	10-18	29-36	15	23	38	20	97	10	9	5	5	200
FG % 1st Half: 11-30			36.7%	2nd half: 18-26		69.2%	Game: 29-56		51.8%							Deadball Rebounds 3
3FG % 1st Half: 4-9			44.4%	2nd half: 6-9		66.7%	Game: 10-18		55.6%							
FT % 1st Half: 8-13			61.5%	2nd half: 21-23		91.3%	Game: 29-36		80.6%							

Officials: Jason Baker,K.B. Burdett,Doug Shows

Technical fouls: Arkansas-Kamani Johnson. Vanderbilt-Ezra Manjon 2.

Attendance: 9362

Score by periods	1st	2nd	Total
Arkansas	42	42	84
Vanderbilt	34	63	97

	Points	In Paint	Off T/O	2nd Chance	Fast Break	Bench
ARK	42	15	16	5	6	6
VANDY	32	12	14	7	40	

Last FG - ARK 2nd-00:47, VANDY 2nd-01:12.

Largest lead - ARK by 10 1st-00:49, VANDY by 14 2nd-07:03.

ARK led for 14:25. VANDY led for 20:27. Game was tied for 05:08.

Score tied - 6 times.
Lead changed - 6 times.

GAME 19		57	Ole Miss	29 28	57 69	
#25/25 ARKANSAS						
Jan. 21, 2023 • Fayetteville, Ark. • Bud Walton Arena						

Ole Miss 57 • 9-10,1-6 SEC

#	Player		Total		3-Ptr		Rebounds			PF	TP	A TO Blk			Stl	Min
			FG-FGA	FG-FGA	FT-FTA	Off	Def	Tot	A			TO	Blk			
00	Jayveous McKinnis	f	5-6	0-0	0-2	1	5	6	1	10	1	1	1	0	28	
04	Jaemyn Brakefield	f	3-4	2-2	0-0	1	0	1	1	8	1	1	0	0	29	
01	Amaree Abram	g	2-8	0-3	0-0	0	4	4	3	4	3	4	1	2	23	
05	James White	g	2-6	0-1	0-0	0	3	3	1	4	3	4	0	1	22	
11	Matthew Murrell	g	1-5	0-1	1-2	0	0	0	2	3	0	4	0	1	24	
03	Myles Burns		3-8	0-1	2-2	2	5	7	1	8	1	0	0	2	23	
10	Theo Akwuba		0-0	0-0	0-0	0	0	0	1	0	0	0	1	0	3	
14	Tye Fagan		2-4	1-2	0-0	0	2	2	2	5	0	0	1	0	10	
21	Robert Allen		2-2	0-0	1-2	0	1	1	2	5	1	1	1	0	12	
24	Daeshun Ruffin		3-9	2-3	2-5	0	1	1	1	10	2	1	0	0	20	
33	Josh Mballa		0-0	0-0	0-0	0	0	0	2	0	0	1	1	0	6	
Team						3	2	5								
Totals			23-52	5-13	6-13	7	23	30	17	57	12	17	6	6	200	
FG % 1st Half: 12-23			52.2%	2nd half: 11-29		37.9%	Game: 23-52		44.2%				Deadball Rebounds			
3FG % 1st Half: 1-2			50.0%	2nd half: 4-11		36.4%	Game: 5-13		38.5%				6,3			
FT % 1st Half: 4-6			66.7%	2nd half: 2-7		28.6%	Game: 6-13		46.2%							

Arkansas 69 • 13-6,2-5 SEC

#	Player		Total		3-Ptr		Rebounds			PF	TP	A TO Blk			Stl	Min
			FG-FGA	FG-FGA	FT-FTA	Off	Def	Tot	PF			TP	A	TO		
13	Jordan Walsh	f	5-9	2-4	1-3	1	6	7	1	13	0	3	0	1	40	
20	Kamani Johnson	f	0-1	0-0	0-0	0	0	0	2	0	0	0	0	0	3	
00	Anthony Black	g	7-17	0-1	3-6	1	2	3	3	17	8	2	0	5	37	
01	Ricky Council IV	g	1-6	0-3	0-0	0	1	1	0	2	0	3	0	1	19	
04	Davonte Davis	g	6-11	3-5	1-2	1	4	5	4	16	4	3	0	1	34	
05	Joseph Pinion		5-10	3-6	0-0	1	4	5	0	13	0	0	1	1	21	
12	Barry Dunning Jr.		0-0	0-0	0-0	0	0	0	0	0	0	0	0	0	2	
15	Makhi Mitchell		1-1	0-0	2-2	0	2	2	2	4	1	0	1	1	16	
22	Makhel Mitchell		1-1	0-0	2-4	2	3	5	3	4	1	0	2	2	21	
23	Derrian Ford		0-1	0-1	0-0	0	0	0	1	0	0	0	0	0	7	
	Team					2	1	3								
Totals			26-57	8-20	9-17	8	23	31	16	69	14	11	4	12	200	
FG % 1st Half: 13-30			43.3%	2nd half: 13-27		48.1%	Game: 26-57		45.6%	Deadball Rebounds 5						
3FG % 1st Half: 3-11			27.3%	2nd half: 5-9		55.6%	Game: 8-20		40.0%							
FT % 1st Half: 3-8			37.5%	2nd half: 6-9		66.7%	Game: 9-17		52.9%							

Officials: Patrick Evans,Mike Nance,Don Daily

Technical fouls: Ole Miss-None. Arkansas-None.

Attendance: 19200

Score by periods	1st	2nd	Total
Ole Miss	29	28	57
Arkansas	32	37	69

Last FG - OM 2nd-00:59, ARK 2nd-00:06.

Largest lead - OM by 5 1st-13:37, ARK by 21 2nd-06:16.

OM led for 12:42. ARK led for 24:39. Game was tied for 02:39.

Score tied - 4 times.
Lead changed - 9 times.

GAME 18		76	#25/25 ARKANSAS	35 41	76 79	
Missouri						
Jan. 18, 2023 • Columbia, Mo. • Mizzou Arena						

Arkansas 76 • 12-6,1-5 SEC

#	Player		Total		3-Ptr		Rebounds				PF	TP	A	TO	Blk	Stl	Min	
			FG-FA	FG-FGA	FT-FTA	Off	Def	Tot										
15	Makhi Mitchell	f	1-3	0-0	5-6	1	8	9	5	7	1	2	1	0	0	36		
20	Kamani Johnson	f	2-4	0-0	3-4	3	4	7	5	7	0	1	0	0	0	31		
00	Anthony Black	g	4-9	1-3	6-6	2	6	8	3	15	7	5	1	2	2	39		
01	Ricky Council IV	g	4-11	1-4	4-4	3	0	3	4	13	1	3	0	3	3	29		
04	Davonte Davis	g	7-17	3-7	1-2	2	7	9	5	18	3	6	0	1	1	38		
05	Joseph Pinion		0-1	0-1	0-0	0	0	0	3	0	0	0	0	0	0	2		
11	Jalen Graham		0-0	0-0	0-0	0	0	0	2	0	2	0	2	0	0	4		
13	Jordan Walsh		4-4	2-2	2-2	0	2	2	5	12	0	1	0	0	0	13		
23	Derrian Ford		1-1	0-0	2-2	0	0	0	1	4	0	1	0	0	0	9		
Team							2		2									
Totals			23-50		7-17		23-26		13		29		42		33		76	
FG % 1st Half: 10-17			58.8%		2nd half: 13-33		39.4%		Game: 23-50		46.0%						Deadball	
3FG % 1st Half: 4-8			50.0%		2nd half: 3-9		33.3%		Game: 7-17		41.2%						Rebounds	
FT % 1st Half: 11-12			91.7%		2nd half: 12-14		85.7%		Game: 23-26		88.5%						1	

GAME 20

ESPN

64

#RV/-- ARKANSAS

33 31

64 67

67

BU

#17/17 Baylor

27 40

SEC/Big 12 Challenge • Jan. 28, 2023 • Waco, Texas • Farrell Center

Arkansas 64 • 14-7

#	Player		Total		3-Ptr	Rebounds			PF	TP	A	TO	Blk	Stl	Min
			FG-FGA	FG-FGA	FT-FTA	Off	Def	Tot							
13	Jordan Walsh	f	2-4	0-0	0-0	0	1	1	5	4	0	1	2	1	18
15	Makhi Mitchell	f	2-2	0-0	0-0	1	3	4	5	4	1	1	1	0	16
00	Anthony Black	g	3-7	0-2	1-1	1	5	6	0	7	3	2	0	1	36
01	Ricky Council IV	g	10-17	2-4	3-3	1	0	1	2	25	2	1	0	0	39
04	Davonte Davis	g	6-13	2-7	2-3	1	1	2	2	16	4	5	0	0	37
05	Joseph Pinion		0-1	0-1	0-0	1	0	1	0	0	0	0	0	0	3
11	Jalen Graham		2-6	0-0	0-4	3	6	9	4	4	4	3	0	2	24
12	Barry Dunning Jr.		0-0	0-0	0-0	0	0	0	0	0	0	0	0	0	0+
20	Kamani Johnson		0-0	0-0	0-0	0	1	1	1	0	0	0	0	0	3
22	Makhel Mitchell		2-3	0-0	0-0	2	5	7	4	4	2	1	3	0	24
Team						0	3	3				1			
Totals			27-53	4-14	6-11	10	25	35	23	64	16	15	6	4	200
FG % 1st Half: 14-23 60.9% 2nd half: 13-30 43.3% Game: 27-53 50.9%															
3FG % 1st Half: 2-6 33.3% 2nd half: 2-8 25.0% Game: 4-14 28.6%															
FT % 1st Half: 3-7 42.9% 2nd half: 3-4 75.0% Game: 6-11 54.5%															
															Deadball Rebounds 1

Baylor 67 • 16-5

##	Player		Total	3-Ptr	Rebounds						PF	TP	A	TO	Blk	Stl	Min
			FG-FGA	FG-FGA	FT-FTA	Off	Def	Tot									
00	Flo Thamba	f	0-0	0-0	3-4	2	4	6	2	3	0	0	1	1	26		
11	Jalen Bridges	f	3-5	1-1	3-4	5	2	7	3	10	0	0	0	2	26		
01	Keyonte George	g	8-20	2-5	6-6	0	3	3	3	24	3	3	0	1	33		
04	LJ Cryer	g	6-13	2-4	6-6	1	1	2	2	20	1	2	0	0	36		
10	Adam Flagler	g	1-11	0-3	3-4	0	3	3	2	5	0	1	0	1	34		
03	Dale Bonner		0-1	0-1	0-0	0	0	0	1	0	0	0	0	0	1		
13	Langston Love		1-6	1-3	0-0	1	0	1	3	3	0	0	0	0	19		
15	Josh Ojianwuna		0-0	0-0	0-0	0	3	3	1	0	1	2	0	2	15		
33	Caleb Lohnner		1-3	0-1	0-0	2	2	4	2	2	0	0	0	0	10		
Team						4	2	6									
Totals			20-59	6-18	21-24	15	20	35	19	67	5	8	1	7	200		
FG % 1st Half: 8-33 24.2% 2nd half: 12-26 46.2% Game: 20-59 33.9%																	
3FG % 1st Half: 3-12 25.0% 2nd half: 3-6 50.0% Game: 6-18 33.3%																	
FT % 1st Half: 8-9 88.9% 2nd half: 13-15 86.7% Game: 21-24 87.5%																	
															Deadball	Rebounds	
																2	

Officials: Darron George,Keith Kimble,Kipp Kissinger
Technical fouls: Arkansas-TEAM. Baylor-None.
Attendance: 10627

Score by periods	1st	2nd	Total										
Arkansas	33	31	64	Points	Paint	In	Off	2nd	Fast				
Baylor	27	40	67	ARK	34	8	5	5	5				Bench
				BAYLOR	22	13	12	10	5				

Last FG - ARK 2nd-00:04, BAYLOR 2nd-01:21.
Largest lead - ARK by 8 2nd-19:33, BAYLOR by 11 1st-10:36.
ARK led for 14:57, BAYLOR led for 22:23. Game was tied for 02:40.
Score tied - 4 times.
Lead changed - 6 times.