



**Arkansas at Auburn**

01/07/23 Neville Arena, Auburn  
2022-23 Men's Basketball

Game Time: 7:30 PM  
Game Duration: 1:59  
Attendance: 9,121

Officials: Terry Oglesby, Steven Anderson, Patrick Evans

Arkansas - 59

Record: 12-3 (1-2)

NO.	Name	F	Min	FG			3P			FT			Rebounds			Fouls		TP	AS	TO	ST	Blocks		+/-
				M-A	M-A	M-A	OR	DR	TOT	PF	FD	OR	DR	TOT	BS	BA								
13	Jordan Walsh	F	32:01	2-10	0-3	2-4	4	6	10	4	3	6	2	2	0	1	2	0	1	2	-5			
15	Makhi Mitchell	F	22:22	3-4	0-0	0-3	1	6	7	2	3	6	0	1	0	2	1	0	2	1	-5			
0	Anthony Black	G	30:11	5-11	0-3	13-16	3	4	7	4	7	23	4	4	1	1	0	1	0	-10				
1	Ricky Council IV	G	36:05	5-15	2-6	2-2	1	1	2	1	1	14	1	3	0	1	1	0	0	-3				
4	Davonte Davis	G	24:43	1-5	0-2	0-0	0	2	2	2	0	2	2	1	0	0	0	0	0	-6				
20	Kamani Johnson		19:55	0-2	0-0	1-2	3	2	5	3	2	1	0	0	2	0	2	0	2	-5				
22	Makhel Mitchell		06:43	1-1	0-0	0-0	0	2	2	1	0	2	0	1	0	0	0	0	0	-8				
5	Joseph Pinion		14:24	0-1	0-1	0-0	0	1	1	2	0	0	0	0	1	0	0	0	0	-15				
11	Jalen Graham		12:16	2-6	0-0	1-5	3	3	6	2	3	5	0	1	0	0	1	0	1	-4				
12	Barry Dunning Jr.		00:40	0-1	0-1	0-0	0	0	0	0	0	0	0	0	0	0	0	0	0	-2				
23	Derrian Ford		00:40	0-0	0-0	0-0	0	0	0	0	0	0	0	0	0	0	0	0	0	-2				
Team										2 1 3					0			1						
<b>Totals</b>				19-56	2-16	19-32	17	28	45	21	19	59	9	14	4	5	7	-13						

Shooting By Period		
1 <sup>st</sup> FG%	8-24	33.3%
3PT%	1-6	16.7%
FT%	8-17	47.1%
2 <sup>nd</sup> FG%	11-32	34.4%
3PT%	1-10	10.0%
FT%	11-15	73.3%
GM FG%	19-56	33.9%
3PT%	2-16	12.5%
FT%	19-32	59.4%

Dead Ball Rebounds: 8, 1

Technical Fouls::NONE

Auburn - 72

Record: 12-3 (2-1)

NO.	Name	F	Min	FG			3P			FT			Rebounds			Fouls		TP	AS	TO	ST	Blocks		+/-
				M-A	M-A	M-A	OR	DR	TOT	PF	FD	OR	DR	TOT	BS	BA								
2	Jaylin Williams	F	20:22	2-4	1-2	4-4	1	0	1	3	4	9	2	0	0	1	0	11						
4	Johni Broome	F	29:58	5-12	0-1	0-1	1	9	10	3	2	10	2	2	1	6	2	14						
5	Chris Moore	F	21:11	1-2	0-0	0-0	2	2	4	4	2	2	0	1	0	0	0	10						
1	Wendell Green Jr.	G	28:38	5-8	2-4	7-9	0	3	3	1	7	19	5	3	3	0	1	15						
12	Zep Jasper	G	20:05	2-5	0-2	1-2	0	1	1	4	1	5	1	0	1	0	0	2						
0	K.D. Johnson		19:55	2-10	0-4	0-0	1	1	2	1	2	4	1	0	1	0	1	11						
22	Allen Flanigan		32:24	5-9	3-6	5-6	1	7	8	0	3	18	2	1	2	0	0	3						
44	Dylan Cardwell		10:02	1-1	0-0	0-0	1	0	1	2	0	2	0	0	0	0	0	-1						
21	Yohan Traore		06:03	0-1	0-1	0-0	0	0	0	1	0	0	0	1	0	0	0	2						
3	Tre Donaldson		11:22	1-3	1-1	0-0	0	0	0	1	0	3	0	0	0	0	1	-2						
Team							0 2 2					0			0									
<b>Totals</b>				24-55	7-21	17-22	7	25	32	20	21	72	13	8	8	7	5	13						

Shooting By Period		
1 <sup>st</sup> FG%	12-29	41.4%
3PT%	5-12	41.7%
FT%	7-9	77.8%
2 <sup>nd</sup> FG%	12-26	46.2%
3PT%	2-9	22.2%
FT%	10-13	76.9%
GM FG%	24-55	43.6%
3PT%	7-21	33.3%
FT%	17-22	77.3%

Dead Ball Rebounds: 0, 0

Technical Fouls:Broome 2<sup>nd</sup>2:04

	ARK	AUB
Biggest lead	0 (1 <sup>st</sup> 20:00)	15 (2 <sup>nd</sup> 17:26)
Best Scoring Run	5(1 <sup>st</sup> 8:56)	6(1 <sup>st</sup> 10:53)
Lead Changes	0	
Times Tied	0	
Time with Lead	00:00	39:46

Points from	ARK	AUB
Turnovers	6	25
Paint	32	32
Second Chance	8	11
Fast Breaks	5	5
Bench	8	27

	Period by Period Scoring		
	1st	2nd	TOT
ARK	25	34	59
AUB	36	36	72



**Arkansas at Auburn**

01/07/23 Neville Arena, Auburn  
2022-23 Men's Basketball

**Game Time:** 7:30 PM  
**Game Duration:** 1:59  
**Attendance:** 9,121

**Officials:** Terry Oglesby, Steven Anderson, Patrick Evans

**Period 1**

**Quarter Starters:**

<b>AUB</b>	1 Green Jr. W	2 Williams J	4 Broome J	5 Moore C	12 Jasper Z
<b>ARK</b>	0 Black A	1 Council IV R	4 Davis D	13 Walsh J	15 Mitchell M

Game Time	AUB	Score	Diff	ARK
20:00	4 BROOME J jumpball won			15 MITCHELL M jumpball lost
19:46	1 GREEN JR. W 3pt FG , jump shot made (3)	<b>3-0</b>	<b>3</b>	
19:46	4 BROOME J assist (1)			
19:46	1 GREEN JR. W foul drawn (1)			4 DAVIS D foul shooting (1 - 1)
19:46	1 GREEN JR. W free throw 1 - 1 made (4)	<b>4-0</b>	<b>4</b>	
19:34		<b>4-2</b>	<b>2</b>	1 COUNCIL IV R 2pt FG in the paint, jump shot made (2)
19:34				0 BLACK A assist (1)
19:04	4 BROOME J 2pt FG outside the paint, jump shot blocked			
19:04				15 MITCHELL M block (1)
18:59				1 COUNCIL IV R defensive rebound (1)
18:56	5 MOORE C foul drawn (1)			0 BLACK A foul offensive (1 - 2)
18:56				0 BLACK A turnover offensive (1)
18:33	1 GREEN JR. W 3pt FG from turnover, jump shot made (7)	<b>7-2</b>	<b>5</b>	
18:06		<b>7-4</b>	<b>3</b>	0 BLACK A 2pt FG in the paint, dunk, made (2)
17:42	4 BROOME J 2pt FG in the paint, jump shot made (2)	<b>9-4</b>	<b>5</b>	
17:12		<b>9-7</b>	<b>2</b>	1 COUNCIL IV R 3pt FG , jump shot made (5)
17:12				13 WALSH J assist (1)
16:56	5 MOORE C 2pt FG in the paint, layup missed			
16:54	4 BROOME J offensive rebound (1)			
16:54	12 JASPER Z substitution out			
16:54	0 JOHNSON K substitution in			
16:50	1 GREEN JR. W foul drawn (2)			4 DAVIS D foul personal (2 - 3)
16:50				4 DAVIS D substitution out
16:50				20 JOHNSON K substitution in
16:43	1 GREEN JR. W 3pt FG second chance, jump shot missed			
16:36	5 MOORE C offensive rebound (1)			
16:36	5 MOORE C 2pt FG second chance in the paint, layup made (2)	<b>11-7</b>	<b>4</b>	
16:19				13 WALSH J 2pt FG in the paint, jump shot missed
16:18				13 WALSH J offensive rebound (1)
16:18	5 MOORE C foul personal (1 - 1)			13 WALSH J foul drawn (1)
16:12				1 COUNCIL IV R 3pt FG second chance, jump shot missed
16:08				20 JOHNSON K offensive rebound (1)
16:06				20 JOHNSON K 2pt FG second chance in the paint, layup blocked
16:06	2 WILLIAMS J block (1)			
16:06				13 WALSH J offensive rebound (2)
15:59				13 WALSH J 2pt FG second chance in the paint, layup missed
15:57				13 WALSH J offensive rebound (3)
15:57				13 WALSH J 2pt FG second chance in the paint, layup missed
15:57				20 JOHNSON K offensive rebound (2)
15:57	jump ball situation			
15:57	Timeout media			
15:57	4 BROOME J substitution out			



**Arkansas at Auburn**

01/07/23 Neville Arena, Auburn  
2022-23 Men's Basketball

**Game Time:** 7:30 PM  
**Game Duration:** 1:59  
**Attendance:** 9,121

**Officials:** Terry Oglesby, Steven Anderson, Patrick Evans

Game Time	AUB	Score	Diff	ARK
15:57	5 MOORE C substitution out			
15:57	22 FLANIGAN A substitution in			
15:57	44 CARDWELL D substitution in			
15:39		<b>11-9</b>	<b>2</b>	13 WALSH J 2pt FG second chance in the paint, driving layup made (2)
15:21	22 FLANIGAN A 2pt FG in the paint, layup made (2)	<b>13-9</b>	<b>4</b>	
15:21	2 WILLIAMS J assist (1)			
15:02	2 WILLIAMS J foul shooting (1 - 2)			0 BLACK A foul drawn (1)
15:02		<b>13-10</b>	<b>3</b>	0 BLACK A free throw 1 - 2 made (3)
15:02				15 MITCHELL M substitution out
15:02				22 MITCHELL M substitution in
15:02				0 BLACK A free throw 2 - 2 missed
14:58	22 FLANIGAN A defensive rebound (1)			
14:47	0 JOHNSON K 2pt FG in the paint, jump shot missed			
14:44				22 MITCHELL M defensive rebound (1)
14:39	1 GREEN JR. W steal (1)			0 BLACK A turnover bad pass (2)
14:32	22 FLANIGAN A 3pt FG fast break from turnover, jump shot made (5)	<b>16-10</b>	<b>6</b>	
14:32	0 JOHNSON K assist (1)			
14:06				0 BLACK A 3pt FG , jump shot missed
14:01	1 GREEN JR. W defensive rebound (1)			
13:39	22 FLANIGAN A 3pt FG , jump shot missed			
13:37				defensive rebound (8)
13:10	44 CARDWELL D foul shooting (1 - 3)			0 BLACK A foul drawn (2)
13:10		<b>16-11</b>	<b>5</b>	0 BLACK A free throw 1 - 2 made (4)
13:10		<b>16-12</b>	<b>4</b>	0 BLACK A free throw 2 - 2 made (5)
12:57	2 WILLIAMS J 3pt FG , jump shot missed			
12:52				0 BLACK A defensive rebound (1)
12:43				1 COUNCIL IV R 2pt FG outside the paint, jump shot missed
12:40	22 FLANIGAN A defensive rebound (2)			
12:29	1 GREEN JR. W 2pt FG in the paint, layup made (9)	<b>18-12</b>	<b>6</b>	
12:29	22 FLANIGAN A assist (1)			
12:21		<b>18-14</b>	<b>4</b>	22 MITCHELL M 2pt FG fast break in the paint, alleyoop made (2)
12:21				0 BLACK A assist (2)
11:52	1 GREEN JR. W foul drawn (3)			22 MITCHELL M foul shooting (1 - 4)
11:52				Timeout media
11:52	2 WILLIAMS J substitution out			
11:52	44 CARDWELL D substitution out			
11:52	4 BROOME J substitution in			
11:52	21 TRAORE Y substitution in			
11:52				1 COUNCIL IV R substitution out
11:52				5 PINION J substitution in
11:52	1 GREEN JR. W free throw 1 - 2 made (10)	<b>19-14</b>	<b>5</b>	
11:52	1 GREEN JR. W free throw 2 - 2 missed			
11:50				20 JOHNSON K defensive rebound (3)
11:37	1 GREEN JR. W steal (2)			0 BLACK A turnover lost ball (3)
11:32	4 BROOME J 2pt FG fast break from turnover in the paint, dunk, made (4)	<b>21-14</b>	<b>7</b>	
11:32	1 GREEN JR. W assist (1)			



**Arkansas at Auburn**

01/07/23 Neville Arena, Auburn  
2022-23 Men's Basketball

**Game Time:** 7:30 PM  
**Game Duration:** 1:59  
**Attendance:** 9,121

**Officials:** Terry Oglesby, Steven Anderson, Patrick Evans

Game Time	AUB	Score	Diff	ARK
11:08	22 FLANIGAN A steal (1)			22 MITCHELL M turnover lost ball (1)
11:08	1 GREEN JR. W substitution out			
11:08	3 DONALDSON T substitution in			
11:08				22 MITCHELL M substitution out
11:08				15 MITCHELL M substitution in
10:59	4 BROOME J foul drawn (1)			15 MITCHELL M foul personal (1 - 5)
10:53	22 FLANIGAN A 3pt FG from turnover, jump shot made (8)	<b>24-14</b>	<b>10</b>	
10:53	4 BROOME J assist (2)			
10:38	3 DONALDSON T foul shooting (1 - 4)			13 WALSH J foul drawn (2)
10:38				13 WALSH J free throw 1 - 2 missed
10:38				offensive dead ball rebound (1)
10:38				0 BLACK A substitution out
10:38				1 COUNCIL IV R substitution in
10:38		<b>24-15</b>	<b>9</b>	13 WALSH J free throw 2 - 2 made (3)
10:17	21 TRAORE Y 3pt FG , jump shot missed			
10:14				15 MITCHELL M defensive rebound (1)
09:57				13 WALSH J substitution out
09:57				0 BLACK A substitution in
09:51		<b>24-17</b>	<b>7</b>	15 MITCHELL M 2pt FG in the paint, dunk, made (2)
09:51				0 BLACK A assist (3)
09:36	4 BROOME J turnover lost ball (1)			0 BLACK A steal (1)
09:27	0 JOHNSON K steal (1)			1 COUNCIL IV R turnover lost ball (1)
09:27	0 JOHNSON K foul drawn (1)			0 BLACK A foul personal (2 - 6)
09:27	3 DONALDSON T substitution out			
09:27	21 TRAORE Y substitution out			
09:27	1 GREEN JR. W substitution in			
09:27	2 WILLIAMS J substitution in			
09:27				1 COUNCIL IV R substitution out
09:27				13 WALSH J substitution in
09:08	4 BROOME J turnover 3 seconds (2)			
09:08				0 BLACK A substitution out
09:08				1 COUNCIL IV R substitution in
08:56	4 BROOME J foul shooting (1 - 5)			1 COUNCIL IV R foul drawn (1)
08:56		<b>24-18</b>	<b>6</b>	1 COUNCIL IV R free throw 1 - 2 made (6)
08:56		<b>24-19</b>	<b>5</b>	1 COUNCIL IV R free throw 2 - 2 made (7)
08:56	Timeout 30 Sec			
08:35	22 FLANIGAN A 3pt FG , jump shot missed			
08:32	2 WILLIAMS J offensive rebound (1)			
08:32	2 WILLIAMS J foul drawn (1)			20 JOHNSON K foul personal (1 - 7)
08:32	2 WILLIAMS J 1&1 free throw 1 made (1)	<b>25-19</b>	<b>6</b>	
08:32	2 WILLIAMS J 1&1 free throw 2 made (2)	<b>26-19</b>	<b>7</b>	
08:09				15 MITCHELL M turnover travel (1)
07:58	2 WILLIAMS J foul drawn (2)			20 JOHNSON K foul personal (2 - 8)
07:58				Timeout media
07:58	22 FLANIGAN A substitution out			
07:58	12 JASPER Z substitution in			
07:58	0 JOHNSON K substitution out			
07:58	5 MOORE C substitution in			
07:58				20 JOHNSON K substitution out



**Arkansas at Auburn**

01/07/23 Neville Arena, Auburn  
2022-23 Men's Basketball

**Game Time:** 7:30 PM  
**Game Duration:** 1:59  
**Attendance:** 9,121

**Officials:** Terry Oglesby, Steven Anderson, Patrick Evans

Game Time	AUB	Score	Diff	ARK
07:58				11 GRAHAM J substitution in
07:58				11 GRAHAM J substitution out
07:58				20 JOHNSON K substitution in
07:58	2 WILLIAMS J 1&1 free throw 1 made (3)	<b>27-19</b>	<b>8</b>	
07:58				20 JOHNSON K substitution out
07:58				11 GRAHAM J substitution in
07:58	2 WILLIAMS J 1&1 free throw 2 made (4)	<b>28-19</b>	<b>9</b>	
07:46				13 WALSH J 3pt FG , jump shot missed
07:43				11 GRAHAM J offensive rebound (1)
07:38	2 WILLIAMS J foul shooting (2 - 6)			15 MITCHELL M foul drawn (1)
07:38				15 MITCHELL M free throw 1 - 2 missed
07:38				offensive dead ball rebound (2)
07:38	2 WILLIAMS J substitution out			
07:38	22 FLANIGAN A substitution in			
07:38				15 MITCHELL M free throw 2 - 2 missed
07:36	4 BROOME J defensive rebound (2)			
07:22	1 GREEN JR. W turnover travel (1)			
07:11				5 PINION J 3pt FG from turnover, jump shot missed
07:07				13 WALSH J offensive rebound (4)
06:54				1 COUNCIL IV R 2pt FG from turnover second chance outside the paint, jump shot missed
06:49				11 GRAHAM J offensive rebound (2)
06:49				11 GRAHAM J 2pt FG from turnover second chance in the paint, layup missed
06:46	5 MOORE C defensive rebound (2)			
06:46	jump ball situation			
06:35	1 GREEN JR. W 2pt FG in the paint, driving layup blocked			
06:35				1 COUNCIL IV R block (1)
06:35				15 MITCHELL M defensive rebound (2)
06:29	5 MOORE C foul drawn (2)			13 WALSH J foul offensive (1 - 9)
06:29				13 WALSH J turnover offensive (1)
06:29	1 GREEN JR. W substitution out			
06:29	4 BROOME J substitution out			
06:29	3 DONALDSON T substitution in			
06:29	44 CARDWELL D substitution in			
06:12	22 FLANIGAN A 2pt FG from turnover outside the paint, jump shot missed			
06:08				13 WALSH J defensive rebound (5)
06:07		<b>28-21</b>	<b>7</b>	1 COUNCIL IV R 2pt FG fast break in the paint, dunk, made (9)
06:07				13 WALSH J assist (2)
05:38	22 FLANIGAN A turnover bad pass (1)			5 PINION J steal (1)
05:20		<b>28-23</b>	<b>5</b>	15 MITCHELL M 2pt FG from turnover in the paint, jump shot made (4)
05:05	3 DONALDSON T 2pt FG outside the paint, jump shot missed			
05:04				defensive dead ball rebound (3)
05:04	44 CARDWELL D foul personal (2 - 7)			15 MITCHELL M foul drawn (2)
05:04	44 CARDWELL D substitution out			
05:04	4 BROOME J substitution in			
05:04				15 MITCHELL M 1&1 free throw 1 missed
05:03	4 BROOME J defensive rebound (3)			



**Arkansas at Auburn**

01/07/23 Neville Arena, Auburn  
2022-23 Men's Basketball

**Game Time:** 7:30 PM  
**Game Duration:** 1:59  
**Attendance:** 9,121

**Officials:** Terry Oglesby, Steven Anderson, Patrick Evans

Game Time	AUB	Score	Diff	ARK
04:36	4 BROOME J 2pt FG in the paint, layup missed			
04:32				11 GRAHAM J defensive rebound (3)
04:14	12 JASPER Z foul shooting (1 - 8)			11 GRAHAM J foul drawn (1)
04:14				11 GRAHAM J free throw 1 - 2 missed
04:14				offensive dead ball rebound (4)
04:14		<b>28-24</b>	<b>4</b>	11 GRAHAM J free throw 2 - 2 made (1)
03:52	3 DONALDSON T 2pt FG in the paint, layup blocked			
03:52				15 MITCHELL M block (2)
03:48				5 PINION J defensive rebound (1)
03:33				1 COUNCIL IV R 2pt FG in the paint, jump shot missed
03:30	4 BROOME J defensive rebound (4)			
03:09	3 DONALDSON T 3pt FG , jump shot made (3)	<b>31-24</b>	<b>7</b>	
03:09	12 JASPER Z assist (1)			
02:50				13 WALSH J 3pt FG , jump shot missed
02:49	defensive rebound (11)			
02:49	Timeout media			
02:49	3 DONALDSON T substitution out			
02:49	12 JASPER Z substitution out			
02:49	0 JOHNSON K substitution in			
02:49	1 GREEN JR. W substitution in			
02:49				15 MITCHELL M substitution out
02:49				22 MITCHELL M substitution in
02:35	22 FLANIGAN A foul drawn (1)			5 PINION J foul personal (1 - 10)
02:35	22 FLANIGAN A free throw 1 - 2 made (9)	<b>32-24</b>	<b>8</b>	
02:13	5 MOORE C foul shooting (2 - 9)			13 WALSH J foul drawn (3)
02:35	22 FLANIGAN A free throw 2 - 2 missed			
02:34				11 GRAHAM J defensive rebound (4)
02:13				13 WALSH J free throw 1 - 2 missed
02:13				offensive dead ball rebound (5)
02:13		<b>32-25</b>	<b>7</b>	13 WALSH J free throw 2 - 2 made (4)
02:13				13 WALSH J substitution out
02:13				4 DAVIS D substitution in
01:57	4 BROOME J 2pt FG in the paint, layup missed			
01:54				11 GRAHAM J defensive rebound (5)
01:50	1 GREEN JR. W steal (3)			1 COUNCIL IV R turnover lost ball (2)
01:44	0 JOHNSON K 2pt FG from turnover in the paint, driving layup missed			
01:41	22 FLANIGAN A offensive rebound (3)			
01:37	1 GREEN JR. W 2pt FG from turnover second chance in the paint, driving layup made (12)	<b>34-25</b>	<b>9</b>	
01:16	1 GREEN JR. W foul personal (1 - 10)			11 GRAHAM J foul drawn (2)
01:16				11 GRAHAM J free throw 1 - 2 missed
01:16				offensive dead ball rebound (6)
01:16				11 GRAHAM J free throw 2 - 2 missed
01:16	22 FLANIGAN A defensive rebound (4)			
01:03	0 JOHNSON K 2pt FG in the paint, driving layup made (2)	<b>36-25</b>	<b>11</b>	
00:51				4 DAVIS D 2pt FG outside the paint, jump shot missed
00:51				11 GRAHAM J offensive rebound (6)
00:47				11 GRAHAM J 2pt FG second chance in the paint, layup missed
00:47	1 GREEN JR. W defensive rebound (2)			



Official Basketball Play by Play - First Half

### Arkansas at Auburn

01/07/23 Neville Arena, Auburn  
2022-23 Men's Basketball

Game Time: 7:30 PM

Game Duration: 1:59

Attendance: 9,121

Officials: Terry Oglesby, Steven Anderson, Patrick Evans

Game Time	AUB	Score	Diff	ARK
00:32	0 JOHNSON K 3pt FG , jump shot missed			
00:32				22 MITCHELL M defensive rebound (2)
00:16				11 GRAHAM J 2pt FG in the paint, layup blocked
00:16	4 BROOME J block (1)			
00:16	defensive rebound (15)			
00:05	4 BROOME J 3pt FG , jump shot missed			
00:01	5 MOORE C offensive rebound (3)			
<b>END OF PERIOD</b>				
<b>AUB 36-25 ARK</b>				



**Arkansas at Auburn**

01/07/23 Neville Arena, Auburn  
2022-23 Men's Basketball

Game Time: 7:30 PM  
Game Duration: 1:59  
Attendance: 9,121

Officials: Terry Oglesby, Steven Anderson, Patrick Evans

**Arkansas - 25**

NO.	Name	F	Min	FG			Rebounds			Fouls		TP	AS	TO	ST	Blocks		+/-
				M-A	3P	FT	OR	DR	TOT	PF	FD					BS	BA	
13	Jordan Walsh	F	17:17	1-6	0-2	2-4	4	1	5	1	3	4	2	1	0	0	0	-9
15	Makhi Mitchell	F	13:17	2-2	0-0	0-3	0	2	2	1	2	4	0	1	0	2	0	-3
0	Anthony Black	G	10:11	1-2	0-1	3-4	0	1	1	2	2	5	3	3	1	0	0	-8
1	Ricky Council IV	G	18:27	3-7	1-2	2-2	0	1	1	0	1	9	0	2	0	1	0	-5
4	Davonte Davis	G	05:23	0-1	0-0	0-0	0	0	0	2	0	0	0	0	0	0	0	-6
20	Kamani Johnson		08:52	0-1	0-0	0-0	2	1	3	2	0	0	0	0	0	0	1	-6
22	Makhel Mitchell		06:43	1-1	0-0	0-0	0	2	2	1	0	2	0	1	0	0	0	-8
5	Joseph Pinion		11:52	0-1	0-1	0-0	0	1	1	1	0	0	0	0	1	0	0	-7
11	Jalen Graham		07:58	0-3	0-0	1-4	3	3	6	0	2	1	0	0	0	0	1	-3
Team							0	1	1			0		0				
<b>Totals</b>				8-24	1-6	8-17	9	13	22	10	10	25	5	8	2	3	2	-11

Shooting By Period		
1st FG%	8-24	33.3%
3PT%	1-6	16.7%
FT%	8-17	47.1%
GM FG%	8-24	33.3%
3PT%	1-6	16.7%
FT%	8-17	47.1%

Dead Ball Rebounds: 5, 1

Technical Fouls::NONE

**Auburn - 36**

NO.	Name	F	Min	FG			Rebounds			Fouls		TP	AS	TO	ST	Blocks		+/-
				M-A	3P	FT	OR	DR	TOT	PF	FD					BS	BA	
2	Jaylin Williams	F	09:57	0-1	0-1	4-4	1	0	1	2	2	4	1	0	0	1	0	6
4	Johni Broome	F	14:30	2-6	0-1	0-0	1	3	4	1	1	4	2	2	0	1	1	15
5	Chris Moore	F	12:01	1-2	0-0	0-0	2	1	3	2	2	2	0	0	0	0	0	8
1	Wendell Green Jr.	G	14:39	4-6	2-3	2-3	0	2	2	1	3	12	1	1	3	0	1	13
12	Zep Jasper	G	08:15	0-0	0-0	0-0	0	0	0	1	0	0	1	0	0	0	0	2
0	K.D. Johnson		11:45	1-4	0-1	0-0	0	0	0	0	1	2	1	0	1	0	0	9
22	Allen Flanigan		15:37	3-6	2-4	1-2	1	3	4	0	1	9	1	1	1	0	0	5
44	Dylan Cardwell		05:30	0-0	0-0	0-0	0	0	0	2	0	0	0	0	0	0	0	-4
21	Yohan Traore		02:25	0-1	0-1	0-0	0	0	0	0	0	0	0	0	0	0	0	3
3	Tre Donaldson		05:21	1-3	1-1	0-0	0	0	0	1	0	3	0	0	0	0	1	-2
Team							0	2	2			0		0				
<b>Totals</b>				12-29	5-12	7-9	5	11	16	10	10	36	7	4	5	2	3	11

Shooting By Period		
1st FG%	12-29	41.4%
3PT%	5-12	41.7%
FT%	7-9	77.8%
GM FG%	12-29	41.4%
3PT%	5-12	41.7%
FT%	7-9	77.8%

Dead Ball Rebounds: 0, 0

Technical Fouls::NONE

	ARK	AUB
Biggest lead	0 (1st 20:00)	11 (1st 1:03)
Best Scoring Run	5(1st 8:56)	6(1st 10:53)
Lead Changes	0	
Times Tied	0	
Time with Lead	00:00	19:46

	ARK	AUB
Points from		
Turnovers	4	15
Paint	14	14
Second Chance	2	6
Fast Breaks	4	5
Bench	3	14

	Period by Period Scoring		
	1st	2nd	TOT
ARK	25	34	59
AUB	36	36	72



**Arkansas at Auburn**01/07/23 Neville Arena, Auburn  
2022-23 Men's Basketball

Game Time: 7:30 PM

Game Duration: 1:59

Attendance: 9,121

Officials: Terry Oglesby, Steven Anderson, Patrick Evans

**Period 2****Quarter Starters:**

<b>AUB</b>	1 Green Jr. W	2 Williams J	4 Broome J	5 Moore C	12 Jasper Z
<b>ARK</b>	0 Black A	1 Council IV R	4 Davis D	13 Walsh J	15 Mitchell M

Game Time	AUB	Score	Diff	ARK
20:00	0 JOHNSON K substitution out			
20:00	22 FLANIGAN A substitution out			
20:00	2 WILLIAMS J substitution in			
20:00	12 JASPER Z substitution in			
20:00				5 PINION J substitution out
20:00				11 GRAHAM J substitution out
20:00				22 MITCHELL M substitution out
20:00				0 BLACK A substitution in
20:00				13 WALSH J substitution in
20:00				15 MITCHELL M substitution in
19:32		<b>36-27</b>	<b>9</b>	15 MITCHELL M 2pt FG in the paint, driving layup made (6)
19:15	4 BROOME J 2pt FG in the paint, dunk, made (6)	<b>38-27</b>	<b>11</b>	
19:15	1 GREEN JR. W assist (2)			
18:57				4 DAVIS D 2pt FG outside the paint, jump shot missed
18:53	5 MOORE C defensive rebound (4)			
18:30	2 WILLIAMS J 2pt FG in the paint, layup missed			
18:26				15 MITCHELL M defensive rebound (3)
18:19	2 WILLIAMS J foul drawn (3)			13 WALSH J foul offensive (2 - 1)
18:19				13 WALSH J turnover offensive (2)
18:19				13 WALSH J substitution out
18:19				5 PINION J substitution in
18:05	12 JASPER Z 2pt FG from turnover in the paint, jump shot made (2)	<b>40-27</b>	<b>13</b>	
17:48				15 MITCHELL M 2pt FG in the paint, layup blocked
17:48	4 BROOME J block (2)			
17:44	4 BROOME J defensive rebound (5)			
17:26	12 JASPER Z 2pt FG outside the paint, jump shot made (4)	<b>42-27</b>	<b>15</b>	
17:18				1 COUNCIL IV R 3pt FG , jump shot missed
17:14	4 BROOME J defensive rebound (6)			
17:02	12 JASPER Z 3pt FG , jump shot missed			
16:58				15 MITCHELL M defensive rebound (4)
16:47	2 WILLIAMS J foul shooting (3 - 1)			0 BLACK A foul drawn (3)
16:47				0 BLACK A free throw 1 - 2 missed
16:47				offensive dead ball rebound (7)
16:47	2 WILLIAMS J substitution out			
16:47	22 FLANIGAN A substitution in			
16:47				5 PINION J substitution out
16:47				13 WALSH J substitution in
16:47		<b>42-28</b>	<b>14</b>	0 BLACK A free throw 2 - 2 made (6)
16:30	12 JASPER Z 2pt FG in the paint, jump shot missed			
16:26				0 BLACK A defensive rebound (2)
16:16	12 JASPER Z foul shooting (2 - 2)			0 BLACK A foul drawn (4)
16:16		<b>42-29</b>	<b>13</b>	0 BLACK A free throw 1 - 2 made (7)



**Arkansas at Auburn**

01/07/23 Neville Arena, Auburn  
2022-23 Men's Basketball

**Game Time:** 7:30 PM  
**Game Duration:** 1:59  
**Attendance:** 9,121

**Officials:** Terry Oglesby, Steven Anderson, Patrick Evans

Game Time	AUB	Score	Diff	ARK
16:16		<b>42-30</b>	<b>12</b>	0 BLACK A free throw 2 - 2 made (8)
16:01	4 BROOME J 2pt FG in the paint, layup missed			
15:56				13 WALSH J defensive rebound (6)
15:41		<b>42-32</b>	<b>10</b>	0 BLACK A 2pt FG in the paint, layup made (10)
15:22	1 GREEN JR. W foul drawn (4)			15 MITCHELL M foul shooting (2 - 2)
15:22	Timeout media			
15:22	4 BROOME J substitution out			
15:22	12 JASPER Z substitution out			
15:22	0 JOHNSON K substitution in			
15:22	44 CARDWELL D substitution in			
15:22	1 GREEN JR. W free throw 1 - 2 made (13)	<b>43-32</b>	<b>11</b>	
15:22				15 MITCHELL M substitution out
15:22				11 GRAHAM J substitution in
15:22	1 GREEN JR. W free throw 2 - 2 made (14)	<b>44-32</b>	<b>12</b>	
15:07	1 GREEN JR. W foul drawn (5)			11 GRAHAM J foul offensive (1 - 3)
15:07				11 GRAHAM J turnover offensive (1)
14:52	44 CARDWELL D 2pt FG from turnover in the paint, alleyoop made (2)	<b>46-32</b>	<b>14</b>	
14:52	1 GREEN JR. W assist (3)			
14:37				1 COUNCIL IV R 2pt FG outside the paint, jump shot missed
14:33	22 FLANIGAN A defensive rebound (5)			
14:29	1 GREEN JR. W 3pt FG , jump shot missed			
14:25				0 BLACK A defensive rebound (3)
14:20	0 JOHNSON K foul shooting (1 - 3)			0 BLACK A foul drawn (5)
14:20		<b>46-33</b>	<b>13</b>	0 BLACK A free throw 1 - 2 made (11)
14:20				11 GRAHAM J substitution out
14:20				20 JOHNSON K substitution in
14:20		<b>46-34</b>	<b>12</b>	0 BLACK A free throw 2 - 2 made (12)
14:05	0 JOHNSON K 2pt FG in the paint, driving layup missed			
14:01	0 JOHNSON K offensive rebound (1)			
13:59	0 JOHNSON K 2pt FG second chance in the paint, jump shot made (4)	<b>48-34</b>	<b>14</b>	
13:48				0 BLACK A 2pt FG in the paint, driving layup missed
13:43				0 BLACK A offensive rebound (4)
13:43		<b>48-36</b>	<b>12</b>	0 BLACK A 2pt FG second chance in the paint, layup made (14)
13:30	1 GREEN JR. W turnover lost ball (2)			20 JOHNSON K steal (1)
13:15				0 BLACK A 2pt FG from turnover outside the paint, jump shot missed
13:13	0 JOHNSON K defensive rebound (2)			
13:13	0 JOHNSON K foul drawn (2)			20 JOHNSON K foul personal (3 - 4)
13:13	1 GREEN JR. W substitution out			
13:13	3 DONALDSON T substitution in			
13:13				1 COUNCIL IV R substitution out
13:13				15 MITCHELL M substitution in
13:01	5 MOORE C foul offensive (3 - 4)			20 JOHNSON K foul drawn (1)
13:01	5 MOORE C turnover offensive (1)			
12:35				13 WALSH J 3pt FG from turnover, jump shot missed
12:31				15 MITCHELL M offensive rebound (5)
12:30				turnover shot clock (11)
12:30				13 WALSH J substitution out



**Arkansas at Auburn**

01/07/23 Neville Arena, Auburn  
2022-23 Men's Basketball

**Game Time:** 7:30 PM  
**Game Duration:** 1:59  
**Attendance:** 9,121

**Officials:** Terry Oglesby, Steven Anderson, Patrick Evans

Game Time	AUB	Score	Diff	ARK
12:30				1 COUNCIL IV R substitution in
12:10	0 JOHNSON K 2pt FG from turnover outside the paint, jump shot blocked			
12:10				0 BLACK A block (1)
12:05				0 BLACK A defensive rebound (5)
12:00		<b>48-38</b>	<b>10</b>	0 BLACK A 2pt FG in the paint, driving layup made (16)
11:38	0 JOHNSON K 3pt FG , jump shot missed			
11:33	44 CARDWELL D offensive rebound (1)			
11:24	22 FLANIGAN A 3pt FG second chance, jump shot made (12)	<b>51-38</b>	<b>13</b>	
11:05				4 DAVIS D 3pt FG , jump shot missed
11:02	22 FLANIGAN A defensive rebound (6)			
10:57	0 JOHNSON K 3pt FG , jump shot missed			
10:54				4 DAVIS D defensive rebound (1)
10:50	5 MOORE C foul shooting (4 - 5)			15 MITCHELL M foul drawn (3)
10:50	Timeout media			
10:50	5 MOORE C substitution out			
10:50	44 CARDWELL D substitution out			
10:50	4 BROOME J substitution in			
10:50	21 TRAORE Y substitution in			
10:50				15 MITCHELL M substitution out
10:50				13 WALSH J substitution in
10:50				20 JOHNSON K free throw fast break 1 - 2 missed
10:50				offensive dead ball rebound (8)
10:50		<b>51-39</b>	<b>12</b>	20 JOHNSON K free throw fast break 2 - 2 made (1)
10:31	4 BROOME J 2pt FG in the paint, jump shot missed			
10:28				20 JOHNSON K defensive rebound (4)
10:12	4 BROOME J foul shooting (2 - 6)			0 BLACK A foul drawn (6)
10:12		<b>51-40</b>	<b>11</b>	0 BLACK A free throw 1 - 2 made (17)
10:12		<b>51-41</b>	<b>10</b>	0 BLACK A free throw 2 - 2 made (18)
09:49	22 FLANIGAN A foul drawn (2)			13 WALSH J foul shooting (3 - 5)
09:49	22 FLANIGAN A free throw 1 - 2 made (13)	<b>52-41</b>	<b>11</b>	
09:49	22 FLANIGAN A free throw 2 - 2 made (14)	<b>53-41</b>	<b>12</b>	
09:33				1 COUNCIL IV R 3pt FG , jump shot missed
09:33	22 FLANIGAN A defensive rebound (7)			
09:15	22 FLANIGAN A 3pt FG , jump shot missed			
09:12				13 WALSH J defensive rebound (7)
09:02				0 BLACK A 2pt FG in the paint, layup missed
08:58				0 BLACK A offensive rebound (6)
08:43				0 BLACK A 3pt FG second chance, jump shot missed
08:38				1 COUNCIL IV R offensive rebound (2)
08:38				1 COUNCIL IV R 2pt FG second chance in the paint, layup missed
08:36	4 BROOME J defensive rebound (7)			
08:19	0 JOHNSON K 3pt FG , jump shot missed			
08:14				13 WALSH J defensive rebound (8)
08:00				20 JOHNSON K 2pt FG in the paint, layup blocked
08:00	4 BROOME J block (3)			
07:56	4 BROOME J defensive rebound (8)			
07:37	22 FLANIGAN A 2pt FG in the paint, driving layup made (16)	<b>55-41</b>	<b>14</b>	
07:22		<b>55-43</b>	<b>12</b>	13 WALSH J 2pt FG in the paint, dunk, made (6)



**Arkansas at Auburn**

01/07/23 Neville Arena, Auburn  
2022-23 Men's Basketball

**Game Time:** 7:30 PM  
**Game Duration:** 1:59  
**Attendance:** 9,121

**Officials:** Terry Oglesby, Steven Anderson, Patrick Evans

Game Time	AUB	Score	Diff	ARK
07:22				1 COUNCIL IV R assist (1)
07:12	21 TRAORE Y foul offensive (1 - 7)			20 JOHNSON K foul drawn (2)
07:12	21 TRAORE Y turnover offensive (1)			
07:12	Timeout media			
07:12				20 JOHNSON K substitution out
07:12				11 GRAHAM J substitution in
07:12	0 JOHNSON K substitution out			
07:12	3 DONALDSON T substitution out			
07:12	21 TRAORE Y substitution out			
07:12	1 GREEN JR. W substitution in			
07:12	2 WILLIAMS J substitution in			
07:12	12 JASPER Z substitution in			
06:55		<b>55-45</b>	<b>10</b>	11 GRAHAM J 2pt FG from turnover in the paint, dunk, made (3)
06:55				4 DAVIS D assist (1)
06:55	12 JASPER Z foul shooting (3 - 8)			11 GRAHAM J foul drawn (3)
06:54				11 GRAHAM J free throw 1 - 1 missed
06:52	22 FLANIGAN A defensive rebound (8)			
06:34	12 JASPER Z 3pt FG , jump shot missed			
06:31				13 WALSH J defensive rebound (9)
06:20				11 GRAHAM J 2pt FG in the paint, layup missed
06:17	4 BROOME J defensive rebound (9)			
05:54	4 BROOME J 2pt FG in the paint, layup blocked			
05:54				13 WALSH J block (1)
05:49				13 WALSH J defensive rebound (10)
05:49	22 FLANIGAN A steal (2)			1 COUNCIL IV R turnover lost ball (3)
05:19	2 WILLIAMS J 3pt FG from turnover, jump shot made (7)	<b>58-45</b>	<b>13</b>	
05:19	22 FLANIGAN A assist (2)			
04:58		<b>58-47</b>	<b>11</b>	11 GRAHAM J 2pt FG in the paint, jump shot made (5)
04:58				4 DAVIS D assist (2)
04:35	2 WILLIAMS J foul drawn (4)			13 WALSH J foul personal (4 - 6)
04:35				1 COUNCIL IV R substitution out
04:35				20 JOHNSON K substitution in
04:31	4 BROOME J 2pt FG in the paint, layup made (8)	<b>60-47</b>	<b>13</b>	
04:31	2 WILLIAMS J assist (2)			
04:19		<b>60-49</b>	<b>11</b>	4 DAVIS D 2pt FG outside the paint, jump shot made (2)
03:56	4 BROOME J foul drawn (2)			11 GRAHAM J foul personal (2 - 7)
03:56	Timeout media			
03:56				11 GRAHAM J substitution out
03:56				1 COUNCIL IV R substitution in
03:56	4 BROOME J 1&1 free throw 1 missed			
03:55				4 DAVIS D defensive rebound (2)
03:42		<b>60-51</b>	<b>9</b>	1 COUNCIL IV R 2pt FG in the paint, driving layup made (11)
03:24	2 WILLIAMS J 2pt FG in the paint, driving layup made (9)	<b>62-51</b>	<b>11</b>	
03:24	1 GREEN JR. W assist (4)			
03:08				13 WALSH J 2pt FG in the paint, driving layup blocked
03:08	4 BROOME J block (4)			
03:02				20 JOHNSON K offensive rebound (5)
03:01				0 BLACK A 3pt FG second chance, jump shot missed
02:57	12 JASPER Z defensive rebound (1)			



**Arkansas at Auburn**

01/07/23 Neville Arena, Auburn  
2022-23 Men's Basketball

**Game Time:** 7:30 PM  
**Game Duration:** 1:59  
**Attendance:** 9,121

**Officials:** Terry Oglesby, Steven Anderson, Patrick Evans

Game Time	AUB	Score	Diff	ARK
02:42	4 BROOME J 2pt FG in the paint, dunk, made (10)	<b>64-51</b>	<b>13</b>	
02:42	1 GREEN JR. W assist (5)			
02:28		<b>64-54</b>	<b>10</b>	1 COUNCIL IV R 3pt FG , jump shot made (14)
02:28				0 BLACK A assist (4)
02:11	1 GREEN JR. W 2pt FG in the paint, driving layup made (16)	<b>66-54</b>	<b>12</b>	
02:05				13 WALSH J 2pt FG in the paint, layup blocked
02:05	4 BROOME J block (5)			
02:04				offensive rebound (41)
02:04	4 BROOME J foul class A technical (3 - 9)			
02:04				13 WALSH J substitution out
02:04				15 MITCHELL M substitution in
02:04		<b>66-55</b>	<b>11</b>	0 BLACK A free throw 1 - 2 made (19)
02:04		<b>66-56</b>	<b>10</b>	0 BLACK A free throw 2 - 2 made (20)
01:57				1 COUNCIL IV R 2pt FG in the paint, driving layup blocked
01:57	4 BROOME J block (6)			
01:57				offensive rebound (42)
01:44	12 JASPER Z steal (1)			0 BLACK A turnover lost ball (4)
01:44	12 JASPER Z foul drawn (1)			0 BLACK A foul personal (3 - 8)
01:44	12 JASPER Z 1&1 free throw 1 made (5)	<b>67-56</b>	<b>11</b>	
01:44	12 JASPER Z 1&1 free throw 2 missed			
01:42				15 MITCHELL M defensive rebound (6)
01:35				4 DAVIS D 3pt FG , jump shot missed
01:27				0 BLACK A offensive rebound (7)
01:27		<b>67-58</b>	<b>9</b>	0 BLACK A 2pt FG second chance in the paint, layup made (22)
01:10	1 GREEN JR. W turnover lost ball (3)			20 JOHNSON K steal (2)
01:02				1 COUNCIL IV R 3pt FG from turnover, jump shot missed
00:59	1 GREEN JR. W defensive rebound (3)			
00:59	1 GREEN JR. W foul drawn (6)			1 COUNCIL IV R foul personal (1 - 9)
00:59				1 COUNCIL IV R substitution out
00:59				5 PINION J substitution in
00:59	Timeout 30 Sec			
00:59	1 GREEN JR. W 1&1 free throw 1 made (17)	<b>68-58</b>	<b>10</b>	
00:59	1 GREEN JR. W 1&1 free throw 2 missed			
00:59				15 MITCHELL M defensive rebound (7)
00:48	4 BROOME J steal (1)			4 DAVIS D turnover bad pass (1)
00:40	1 GREEN JR. W foul drawn (7)			5 PINION J foul personal (2 - 10)
00:40	1 GREEN JR. W free throw 1 - 2 made (18)	<b>69-58</b>	<b>11</b>	
00:40				4 DAVIS D substitution out
00:40				20 JOHNSON K substitution out
00:40				12 DUNNING JR. B substitution in
00:40				23 FORD D substitution in
00:40	1 GREEN JR. W free throw 2 - 2 made (19)	<b>70-58</b>	<b>12</b>	
00:33	12 JASPER Z foul shooting (4 - 10)			0 BLACK A foul drawn (7)
00:33				0 BLACK A free throw 1 - 2 missed
00:33				offensive dead ball rebound (9)
00:33		<b>70-59</b>	<b>11</b>	0 BLACK A free throw 2 - 2 made (23)
00:32	22 FLANIGAN A foul drawn (3)			0 BLACK A foul personal (4 - 11)
00:32	22 FLANIGAN A free throw 1 - 2 made (17)	<b>71-59</b>	<b>12</b>	
00:32	22 FLANIGAN A free throw 2 - 2 made (18)	<b>72-59</b>	<b>13</b>	



Official Basketball Play by Play - Second Half

### Arkansas at Auburn

01/07/23 Neville Arena, Auburn  
2022-23 Men's Basketball

Game Time: 7:30 PM

Game Duration: 1:59

Attendance: 9,121

Officials: Terry Oglesby, Steven Anderson, Patrick Evans

Game Time	AUB	Score	Diff	ARK
00:27				12 DUNNING JR. B 3pt FG , jump shot missed
00:23	4 BROOME J defensive rebound (10)			
END OF GAME				
AUB 72-59 ARK				



**Arkansas at Auburn**

01/07/23 Neville Arena, Auburn  
2022-23 Men's Basketball

Game Time: 7:30 PM  
Game Duration: 1:59  
Attendance: 9,121

Officials: Terry Oglesby, Steven Anderson, Patrick Evans

**Arkansas - 34**

NO.	Name	Min	FG			Rebounds			Fouls		TP	AS	TO	ST	Blocks		+/-
			M-A	M-A	M-A	OR	DR	TOT	PF	FD					BS	BA	
13	Jordan Walsh	F 14:44	1-4	0-1	0-0	0	5	5	3	0	2	0	1	0	1	2	4
15	Makhi Mitchell	F 09:05	1-2	0-0	0-0	1	4	5	1	1	2	0	0	0	0	1	-2
0	Anthony Black	G 20:00	4-9	0-2	10-12	3	3	6	2	5	18	1	1	0	1	0	-2
1	Ricky Council IV	G 17:38	2-8	1-4	0-0	1	0	1	1	0	5	1	1	0	0	1	2
4	Davonte Davis	G 19:20	1-4	0-2	0-0	0	2	2	0	0	2	2	1	0	0	0	0
22	Makhel Mitchell	00:00	0-0	0-0	0-0	0	0	0	0	0	0	0	0	0	0	0	0
5	Joseph Pinion	02:32	0-0	0-0	0-0	0	0	0	1	0	0	0	0	0	0	0	-8
11	Jalen Graham	04:18	2-3	0-0	0-1	0	0	0	2	1	4	0	1	0	0	0	-1
20	Kamani Johnson	11:03	0-1	0-0	1-2	1	1	2	1	2	1	0	0	2	0	1	1
12	Barry Dunning Jr.	00:40	0-1	0-1	0-0	0	0	0	0	0	0	0	0	0	0	0	-2
23	Derrian Ford	00:40	0-0	0-0	0-0	0	0	0	0	0	0	0	0	0	0	0	-2
Team						2	0	2			0			1			
<b>Totals</b>			11-32	1-10	11-15	8	15	23	11	9	34	4	6	2	2	5	-2

Shooting By Period		
2 <sup>nd</sup> FG%	11-32	34.4%
3PT%	1-10	10.0%
FT%	11-15	73.3%
GM FG%	11-32	34.4%
3PT%	1-10	10.0%
FT%	11-15	73.3%

Dead Ball Rebounds: 3, 0

Technical Fouls::NONE

**Auburn - 36**

NO.	Name	Min	FG			Rebounds			Fouls		TP	AS	TO	ST	Blocks		+/-
			M-A	M-A	M-A	OR	DR	TOT	PF	FD					BS	BA	
2	Jaylin Williams	F 10:25	2-3	1-1	0-0	0	0	0	1	2	5	1	0	0	0	0	5
4	Johni Broome	F 15:28	3-6	0-0	0-1	0	6	6	2	1	6	0	0	1	5	1	-1
5	Chris Moore	F 09:10	0-0	0-0	0-0	0	1	1	2	0	0	0	1	0	0	0	2
1	Wendell Green Jr.	G 13:59	1-2	0-1	5-6	0	1	1	0	4	7	4	2	0	0	0	2
12	Zep Jasper	G 11:50	2-5	0-2	1-2	0	1	1	3	1	5	0	0	1	0	0	0
22	Allen Flanigan	16:47	2-3	1-2	4-4	0	4	4	0	2	9	1	0	1	0	0	-2
0	K.D. Johnson	08:10	1-6	0-3	0-0	1	1	2	1	1	2	0	0	0	0	1	2
44	Dylan Cardwell	04:32	1-1	0-0	0-0	1	0	1	0	0	2	0	0	0	0	0	3
3	Tre Donaldson	06:01	0-0	0-0	0-0	0	0	0	0	0	0	0	0	0	0	0	0
21	Yohan Traore	03:38	0-0	0-0	0-0	0	0	0	1	0	0	0	1	0	0	0	-1
Team						0	0	0			0			0			
<b>Totals</b>			12-26	2-9	10-13	2	14	16	10	11	36	6	4	3	5	2	2

Shooting By Period		
2 <sup>nd</sup> FG%	12-26	46.2%
3PT%	2-9	22.2%
FT%	10-13	76.9%
GM FG%	12-26	46.2%
3PT%	2-9	22.2%
FT%	10-13	76.9%

Dead Ball Rebounds: 0, 0

Technical Fouls:Broome 2<sup>nd</sup>2:04

	ARK	AUB
<b>Biggest lead</b>	0 (1 <sup>st</sup> 20:00)	15 (2 <sup>nd</sup> 17:26)
<b>Best Scoring Run</b>	5(2 <sup>nd</sup> 15:41)	6(2 <sup>nd</sup> 17:26)
<b>Lead Changes</b>	0	
<b>Times Tied</b>	0	
<b>Time with Lead</b>	00:00	19:32

Points from	ARK	AUB
<b>Turnovers</b>	2	10
<b>Paint</b>	18	18
<b>Second Chance</b>	6	5
<b>Fast Breaks</b>	1	0
<b>Bench</b>	5	13

	Period by Period Scoring		
	1st	2nd	TOT
<b>ARK</b>	25	34	59
<b>AUB</b>	36	36	72



**Arkansas at Auburn**

01/07/23 Neville Arena, Auburn  
2022-23 Men's Basketball

**Game Time:** 7:30 PM  
**Game Duration:** 1:59  
**Attendance:** 9,121


**Officials:** Terry Oglesby, Steven Anderson, Patrick Evans

{ Players => All; } FG Types => All; Results => All;

{ Players => 0, 1, 2, 3, 4, 5, 11, 12, 13, 15, 20, 21, 22, 23, 45; } FG  
Types => All; Results => All;

**Auburn**

**Arkansas**



Auburn	M/A	%
Field Goals	24/55	44
2 Points	17/34	50
3 Points	7/21	33
Free Throws	17/22	77

Arkansas	M/A	%
Field Goals	19/56	34
2 Points	17/40	42
3 Points	2/16	12
Free Throws	19/32	59





**Arkansas at Auburn**

01/07/23 Neville Arena, Auburn  
2022-23 Men's Basketball

**Game Time:** 7:30 PM  
**Game Duration:** 1:59  
**Attendance:** 9,121

**Officials:** Terry Oglesby, Steven Anderson, Patrick Evans

**Arkansas**

No	Name	Mins		Score		Points Diff		Points per Min		Assists		Rebounds		Steals		Turnovers	
		On	Off	On	Off	On	Off	On	Off	On	Off	On	Off	On	Off	On	Off
0	Anthony Black	30:11	09:49	50 - 60	9 - 12	-10	-3	1.66	0.92	8	1	33	12	3	1	11	3
1	Ricky Council IV	36:05	03:55	56 - 59	3 - 13	-3	-10	1.55	0.77	9	0	42	3	4	0	10	4
4	Davonte Davis	24:43	15:17	40 - 46	19 - 26	-6	-7	1.62	1.24	6	3	27	18	2	2	8	6
5	Joseph Pinion	14:24	25:36	12 - 27	47 - 45	-15	2	0.83	1.84	2	7	15	30	2	2	7	7
11	Jalen Graham	12:16	27:44	13 - 17	46 - 55	-4	-9	1.06	1.66	3	6	14	31	1	3	4	10
12	Barry Dunning Jr.	00:40	39:20	1 - 3	58 - 69	-2	-11	1.50	1.47	0	9	0	45	0	4	0	14
13	Jordan Walsh	32:01	07:59	50 - 55	9 - 17	-5	-8	1.56	1.13	8	1	35	10	2	2	10	4
15	Makhi Mitchell	22:22	17:38	34 - 39	25 - 33	-5	-8	1.52	1.42	4	5	25	20	3	1	8	6
20	Kamani Johnson	19:55	20:05	33 - 38	26 - 34	-5	-8	1.66	1.29	4	5	26	19	3	1	8	6
22	Makhel Mitchell	06:43	33:17	5 - 13	54 - 59	-8	-5	0.74	1.62	1	8	8	37	0	4	4	10
23	Derrian Ford	00:40	39:20	1 - 3	58 - 69	-2	-11	1.50	1.47	0	9	0	45	0	4	0	14

**Auburn**

No	Name	Mins		Score		Points Diff		Points per Min		Assists		Rebounds		Steals		Turnovers	
		On	Off	On	Off	On	Off	On	Off	On	Off	On	Off	On	Off	On	Off
0	K.D. Johnson	19:55	20:05	35 - 24	37 - 35	11	2	1.76	1.84	6	7	18	14	5	3	5	3
1	Wendell Green Jr.	28:38	11:22	59 - 44	13 - 15	15	-2	2.06	1.14	11	2	24	8	7	1	4	4
2	Jaylin Williams	20:22	19:38	45 - 34	27 - 25	11	2	2.21	1.38	9	4	14	18	4	4	2	6
3	Tre Donaldson	11:22	28:38	13 - 15	59 - 44	-2	15	1.14	2.06	2	11	8	24	1	7	4	4
4	Johni Broome	29:58	10:02	56 - 42	16 - 17	14	-1	1.87	1.59	9	4	24	8	7	1	5	3
5	Chris Moore	21:11	18:49	36 - 26	36 - 33	10	3	1.70	1.91	4	9	20	12	1	7	4	4
12	Zep Jasper	20:05	19:55	37 - 35	35 - 24	2	11	1.84	1.76	7	6	14	18	3	5	3	5
21	Yohan Traore	06:03	33:57	10 - 8	62 - 51	2	11	1.65	1.83	2	11	3	29	3	5	2	6
22	Allen Flanigan	32:24	07:36	53 - 50	19 - 9	3	10	1.64	2.50	11	2	27	5	8	0	8	0
44	Dylan Cardwell	10:02	29:58	16 - 17	56 - 42	-1	14	1.59	1.87	4	9	8	24	1	7	3	5



**Arkansas at Auburn**

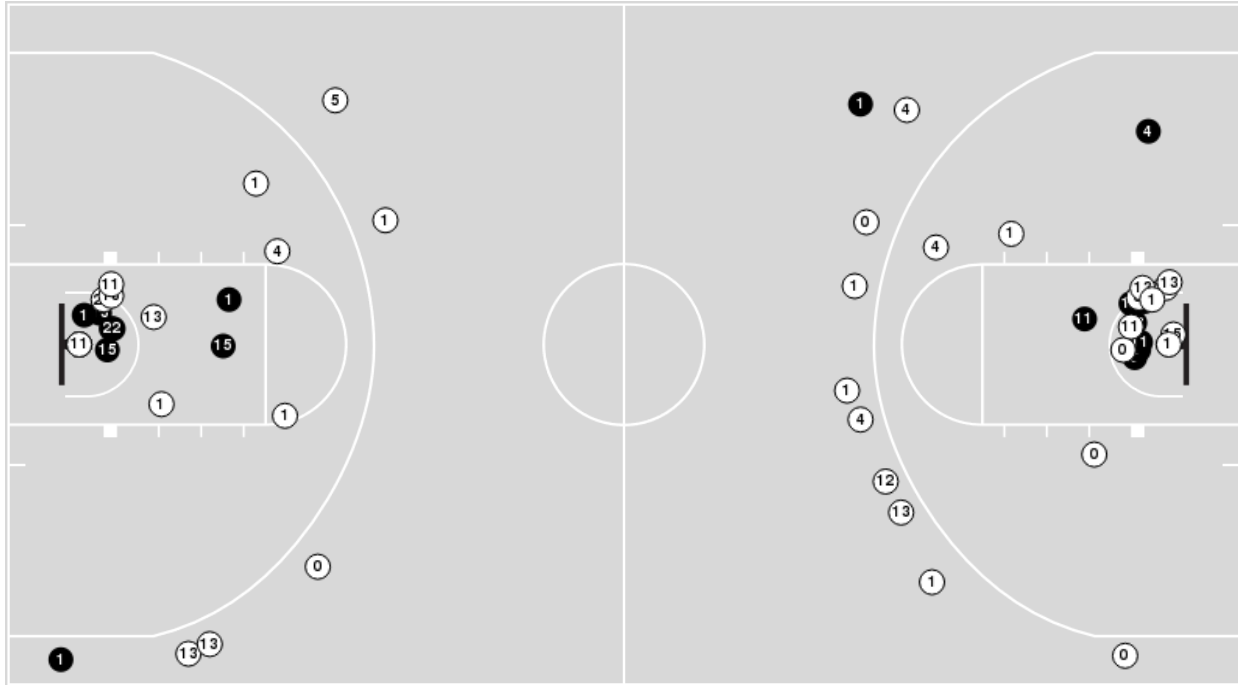
01/07/23 Neville Arena, Auburn  
2022-23 Men's Basketball

Officials: Terry Oglesby, Steven Anderson, Patrick Evans

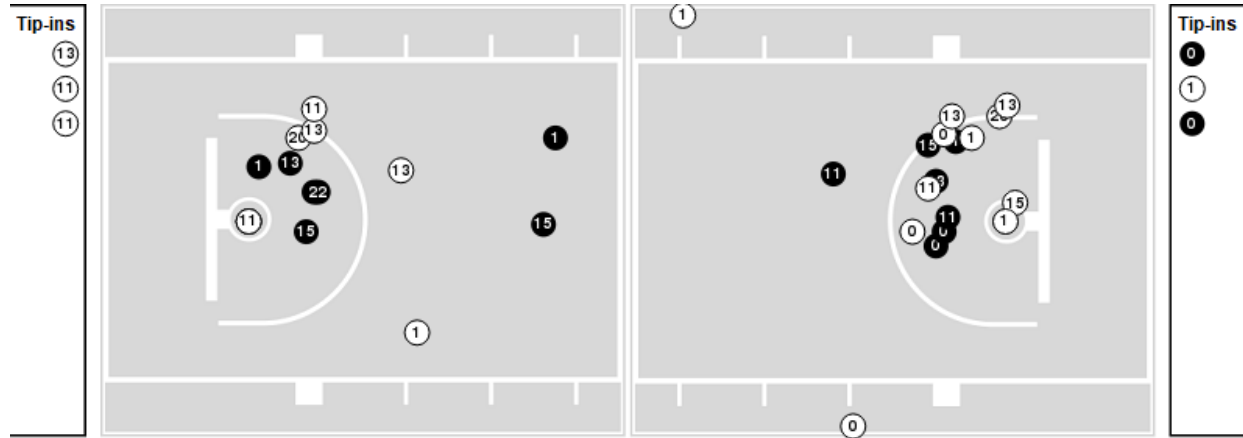
Players => 0, 1, 2, 3, 4, 5, 11, 12, 13, 15, 20, 21, 22, 23, 45 FG Types=>All Results=>All

**Arkansas**

**All Field Goals**



**Blow Up Chart**



● Made ○ Missed N - Player Number

Arkansas	M/A	%
Field Goals	19/56	34
2 Points	17/40	42
3 Points	2/16	12
Free Throws	19/32	59

Arkansas	M/A	%
Points in the Paint	32 (16 / 33)	48
Fast Break Points	5 (3/4)	75
Second Chance Points	8 (5/17)	29
Effective FG%	36	



**Arkansas at Auburn**

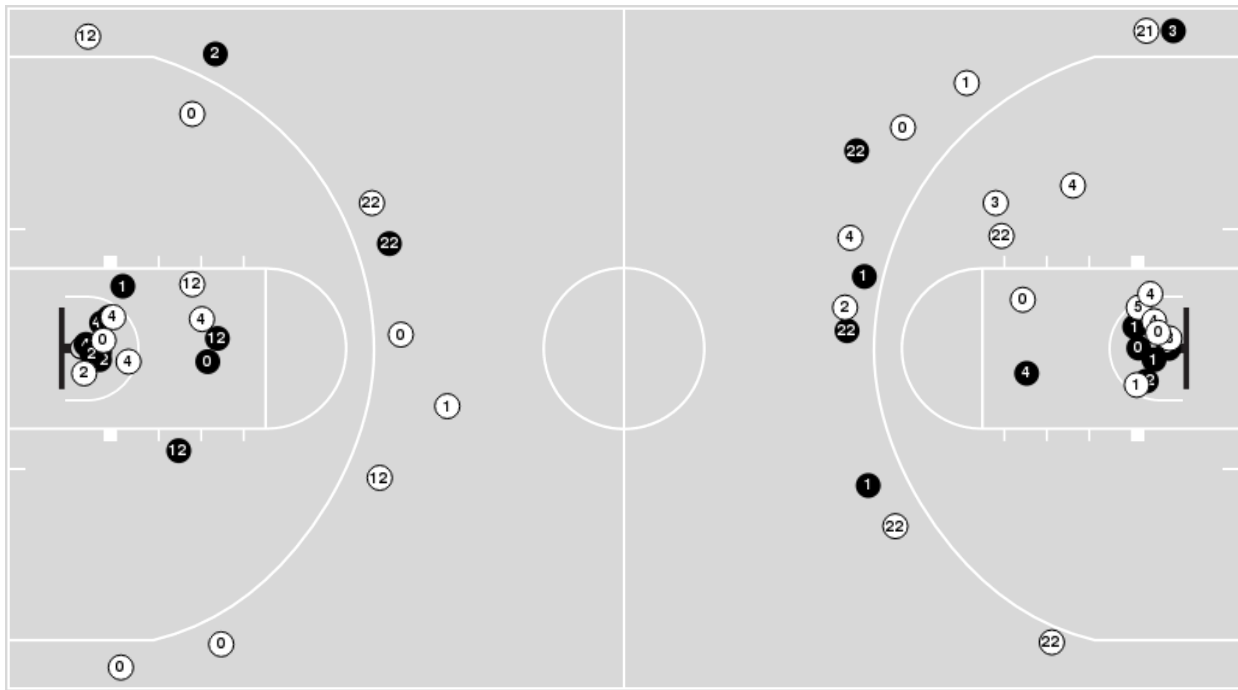
01/07/23 Neville Arena, Auburn  
2022-23 Men's Basketball

Officials: Terry Oglesby, Steven Anderson, Patrick Evans

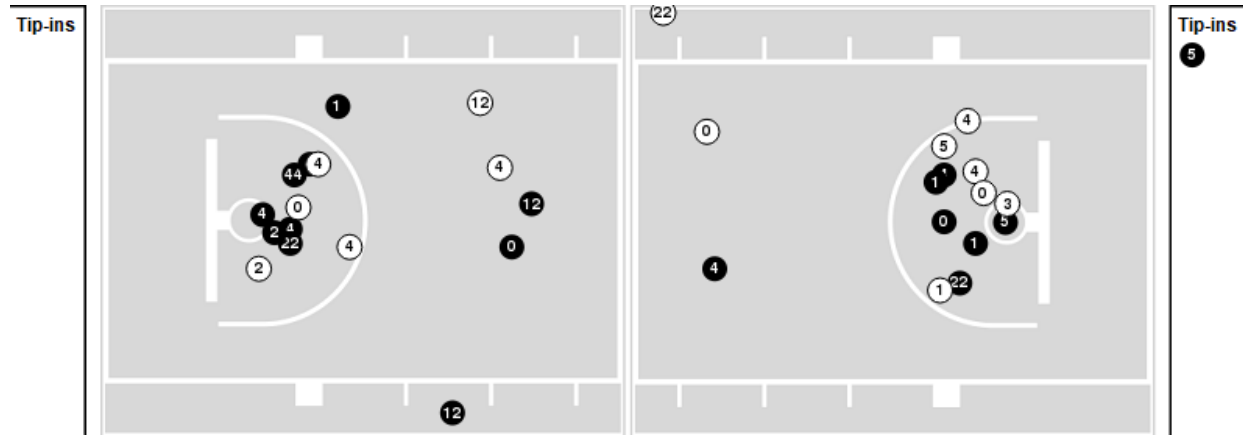
Players => AllFG Types=>AllResults=>All

**Auburn**

**All Field Goals**



**Blow Up Chart**



● Made ○ Missed N - Player Number

Auburn	M/A	%
Field Goals	24/55	44
2 Points	17/34	50
3 Points	7/21	33
Free Throws	17/22	77

Auburn	M/A	%
Points in the Paint	32 (16 / 29)	55
Fast Break Points	5 (2/2)	100
Second Chance Points	11 (6/7)	86
Effective FG%	50	



**Arkansas at Auburn**

01/07/23 Neville Arena, Auburn  
2022-23 Men's Basketball

**Game Time:** 7:30 PM  
**Game Duration:** 1:59  
**Attendance:** 9,121

**Officials:** Terry Oglesby, Steven Anderson, Patrick Evans

**Arkansas**

Lineup	Quarter On	Time On	Quarter Off	Time Off	Time on Court	Score	Score Diff	Reb	Stl	Tov	Ass	PPP
0- Black A/ 1- Council IV R/ 4- Davis D/ 13- Walsh J/ 15- Mitchell M/	1	20:00	1	16:50	03:10	7-9	-2	1	0	1	2	1.7500
0- Black A/ 1- Council IV R/ 13- Walsh J/ 15- Mitchell M/ 20- Johnson K/	1	16:50	1	15:02	01:48	3-4	-1	5	0	0	0	2.0833
0- Black A/ 1- Council IV R/ 13- Walsh J/ 20- Johnson K/ 22- Mitchell M/	1	15:02	1	11:52	03:10	4-5	-1	3	0	1	1	0.7519
0- Black A/ 5- Pinion J/ 13- Walsh J/ 20- Johnson K/ 22- Mitchell M/	1	11:52	1	11:08	00:44	0-3	-3	1	0	2	0	0.0000
0- Black A/ 5- Pinion J/ 13- Walsh J/ 15- Mitchell M/ 20- Johnson K/	1	11:08	1	10:38	00:30	0-3	-3	0	0	0	0	0.0000
1- Council IV R/ 5- Pinion J/ 13- Walsh J/ 15- Mitchell M/ 20- Johnson K/	1	10:38	1	09:57	00:41	1-0	1	1	0	0	0	2.2727
0- Black A/ 1- Council IV R/ 5- Pinion J/ 15- Mitchell M/ 20- Johnson K/	1	09:57	1	09:27	00:30	2-0	2	0	1	1	1	1.0000
0- Black A/ 5- Pinion J/ 13- Walsh J/ 15- Mitchell M/ 20- Johnson K/	1	09:27	1	09:08	00:19	0-0	0	0	0	0	0	0.0000
1- Council IV R/ 5- Pinion J/ 13- Walsh J/ 15- Mitchell M/ 20- Johnson K/	1	09:08	1	07:58	01:10	2-2	0	0	0	1	0	1.0638
1- Council IV R/ 5- Pinion J/ 11- Graham J/ 13- Walsh J/ 15- Mitchell M/	1	07:58	1	07:58	00:00	0-0	0	0	0	0	0	0.0000
1- Council IV R/ 5- Pinion J/ 13- Walsh J/ 15- Mitchell M/ 20- Johnson K/	1	07:58	1	07:58	00:00	0-1	-1	0	0	0	0	0.0000
1- Council IV R/ 5- Pinion J/ 11- Graham J/ 13- Walsh J/ 15- Mitchell M/	1	07:58	1	02:49	05:09	5-4	1	7	1	1	1	0.6098
1- Council IV R/ 5- Pinion J/ 11- Graham J/ 13- Walsh J/ 22- Mitchell M/	1	02:49	1	02:13	00:36	1-1	0	1	0	0	0	1.1364
1- Council IV R/ 4- Davis D/ 5- Pinion J/ 11- Graham J/ 22- Mitchell M/	1	02:13	2	20:00	02:13	0-4	-4	3	0	1	0	0.0000
0- Black A/ 1- Council IV R/ 4- Davis D/ 13- Walsh J/ 15- Mitchell M/	2	20:00	2	18:19	01:41	2-2	0	1	0	1	0	0.6667
0- Black A/ 1- Council IV R/ 4- Davis D/ 5- Pinion J/ 15- Mitchell M/	2	18:19	2	16:47	01:32	0-4	-4	1	0	0	0	0.0000
0- Black A/ 1- Council IV R/ 4- Davis D/ 13- Walsh J/ 15- Mitchell M/	2	16:47	2	15:22	01:25	5-1	4	2	0	0	0	2.1552
0- Black A/ 1- Council IV R/ 4- Davis D/ 11- Graham J/ 13- Walsh J/	2	15:22	2	14:20	01:02	1-3	-2	1	0	1	0	0.4098
0- Black A/ 1- Council IV R/ 4- Davis D/ 13- Walsh J/ 20- Johnson K/	2	14:20	2	13:13	01:07	3-2	1	1	1	0	0	1.2295
0- Black A/ 4- Davis D/ 13- Walsh J/ 15- Mitchell M/ 20- Johnson K/	2	13:13	2	12:30	00:43	0-0	0	1	0	1	0	0.0000
0- Black A/ 1- Council IV R/ 4- Davis D/ 15- Mitchell M/ 20- Johnson K/	2	12:30	2	10:50	01:40	2-3	-1	2	0	0	0	1.0000
0- Black A/ 1- Council IV R/ 4- Davis D/ 13- Walsh J/ 20- Johnson K/	2	10:50	2	07:12	03:38	5-4	1	5	0	0	1	0.8681
0- Black A/ 1- Council IV R/ 4- Davis D/ 11- Graham J/ 13- Walsh J/	2	07:12	2	04:35	02:37	4-3	1	2	0	1	2	0.9009
0- Black A/ 4- Davis D/ 11- Graham J/ 13- Walsh J/ 20- Johnson K/	2	04:35	2	03:56	00:39	2-2	0	0	0	0	0	2.0000
0- Black A/ 1- Council IV R/ 4- Davis D/ 13- Walsh J/ 20- Johnson K/	2	03:56	2	02:04	01:52	5-6	-1	3	0	0	1	1.6667
0- Black A/ 1- Council IV R/ 4- Davis D/ 15- Mitchell M/ 20- Johnson K/	2	02:04	2	00:59	01:04	4-1	3	3	1	1	0	1.0309
0- Black A/ 4- Davis D/ 5- Pinion J/ 15- Mitchell M/ 20- Johnson K/	2	00:59	2	00:40	00:20	0-2	-2	1	0	1	0	0.0000
0- Black A/ 5- Pinion J/ 12- Dunning Jr. B/ 15- Mitchell M/ 23- Ford D/	2	00:40	2	00:00	00:40	1-3	-2	0	0	0	0	0.5319



**Arkansas at Auburn**

01/07/23 Neville Arena, Auburn  
2022-23 Men's Basketball

**Game Time:** 7:30 PM  
**Game Duration:** 1:59  
**Attendance:** 9,121

**Officials:** Terry Oglesby, Steven Anderson, Patrick Evans

**Auburn**

Lineup	Quarter On	Time On	Quarter Off	Time Off	Time on Court	Score	Score Diff	Reb	Stl	Tov	Ass	PPP
1- Green Jr. W/ 2- Williams J/ 4- Broome J/ 5- Moore C/ 12- Jasper Z/	1	20:00	1	16:54	03:06	9-7	2	1	0	0	1	2.0270
0- Johnson K/ 1- Green Jr. W/ 2- Williams J/ 4- Broome J/ 5- Moore C/	1	16:54	1	15:57	00:57	2-0	2	1	0	0	0	2.0000
0- Johnson K/ 1- Green Jr. W/ 2- Williams J/ 22- Flanigan A/ 44- Cardwell D/	1	15:57	1	11:52	04:05	7-7	0	3	1	0	3	1.1667
0- Johnson K/ 1- Green Jr. W/ 4- Broome J/ 21- Traore Y/ 22- Flanigan A/	1	11:52	1	11:08	00:44	3-0	3	0	2	0	1	1.5957
0- Johnson K/ 3- Donaldson T/ 4- Broome J/ 21- Traore Y/ 22- Flanigan A/	1	11:08	1	09:27	01:41	3-3	0	0	1	1	1	1.0000
0- Johnson K/ 1- Green Jr. W/ 2- Williams J/ 4- Broome J/ 22- Flanigan A/	1	09:27	1	07:58	01:29	2-2	0	1	0	1	0	1.0638
0- Johnson K/ 1- Green Jr. W/ 2- Williams J/ 4- Broome J/ 12- Jasper Z/	1	07:58	1	07:58	00:00	0-0	0	0	0	0	0	0.0000
1- Green Jr. W/ 2- Williams J/ 4- Broome J/ 5- Moore C/ 12- Jasper Z/	1	07:58	1	07:38	00:20	2-0	2	0	0	0	0	2.2727
1- Green Jr. W/ 4- Broome J/ 5- Moore C/ 12- Jasper Z/ 22- Flanigan A/	1	07:38	1	06:29	01:09	0-0	0	2	0	1	0	0.0000
3- Donaldson T/ 5- Moore C/ 12- Jasper Z/ 22- Flanigan A/ 44- Cardwell D/	1	06:29	1	05:04	01:25	0-4	-4	0	0	1	0	0.0000
3- Donaldson T/ 4- Broome J/ 5- Moore C/ 12- Jasper Z/ 22- Flanigan A/	1	05:04	1	02:49	02:15	3-1	2	3	0	0	1	1.0000
0- Johnson K/ 1- Green Jr. W/ 4- Broome J/ 5- Moore C/ 22- Flanigan A/	1	02:49	2	20:00	02:49	5-1	4	5	1	0	0	1.0246
1- Green Jr. W/ 2- Williams J/ 4- Broome J/ 5- Moore C/ 12- Jasper Z/	2	20:00	2	16:47	03:13	6-2	4	3	0	0	1	1.2000
1- Green Jr. W/ 4- Broome J/ 5- Moore C/ 12- Jasper Z/ 22- Flanigan A/	2	16:47	2	15:22	01:25	0-5	-5	0	0	0	0	0.0000
0- Johnson K/ 1- Green Jr. W/ 5- Moore C/ 22- Flanigan A/ 44- Cardwell D/	2	15:22	2	13:13	02:09	6-4	2	3	0	1	1	1.2295
0- Johnson K/ 3- Donaldson T/ 5- Moore C/ 22- Flanigan A/ 44- Cardwell D/	2	13:13	2	10:50	02:23	3-2	1	2	0	1	0	0.7500
0- Johnson K/ 3- Donaldson T/ 4- Broome J/ 21- Traore Y/ 22- Flanigan A/	2	10:50	2	07:12	03:38	4-5	-1	3	0	1	0	0.6803
1- Green Jr. W/ 2- Williams J/ 4- Broome J/ 12- Jasper Z/ 22- Flanigan A/	2	07:12	2	00:00	07:12	17-16	1	5	3	1	4	1.4214



**Arkansas at Auburn**

01/07/23 Neville Arena, Auburn  
2022-23 Men's Basketball

**Game Time:** 7:30 PM  
**Game Duration:** 1:59  
**Attendance:** 9,121

**Officials:** Terry Oglesby, Steven Anderson, Patrick Evans

**Arkansas**

Lineup	Time	Score	Score Diff	Pts/Min	Reb	Stl	Tov	Ass	PPP
0- Black A/ 1- Council IV R/ 4- Davis D/ 13- Walsh J/ 20- Johnson K/	06:37	13-12	1	1.9647	9	1	0	2	1.1607
0- Black A/ 1- Council IV R/ 4- Davis D/ 13- Walsh J/ 15- Mitchell M/	06:16	14-12	2	2.2340	4	0	2	2	1.5021
1- Council IV R/ 5- Pinion J/ 11- Graham J/ 13- Walsh J/ 15- Mitchell M/	05:09	5-4	1	0.9709	7	1	1	1	0.6098
0- Black A/ 1- Council IV R/ 4- Davis D/ 11- Graham J/ 13- Walsh J/	03:39	5-6	-1	1.3699	3	0	2	2	0.7267
0- Black A/ 1- Council IV R/ 13- Walsh J/ 20- Johnson K/ 22- Mitchell M/	03:10	4-5	-1	1.2632	3	0	1	1	0.7519
0- Black A/ 1- Council IV R/ 4- Davis D/ 15- Mitchell M/ 20- Johnson K/	02:44	6-4	2	2.1951	5	1	1	0	1.0204
1- Council IV R/ 4- Davis D/ 5- Pinion J/ 11- Graham J/ 22- Mitchell M/	02:13	0-4	-4	0.0000	3	0	1	0	0.0000
1- Council IV R/ 5- Pinion J/ 13- Walsh J/ 15- Mitchell M/ 20- Johnson K/	01:51	3-3	0	1.6216	1	0	1	0	1.2931
0- Black A/ 1- Council IV R/ 13- Walsh J/ 15- Mitchell M/ 20- Johnson K/	01:48	3-4	-1	1.6667	5	0	0	0	2.0833
0- Black A/ 1- Council IV R/ 4- Davis D/ 5- Pinion J/ 15- Mitchell M/	01:32	0-4	-4	0.0000	1	0	0	0	0.0000
0- Black A/ 5- Pinion J/ 13- Walsh J/ 15- Mitchell M/ 20- Johnson K/	00:49	0-3	-3	0.0000	0	0	0	0	0.0000
0- Black A/ 5- Pinion J/ 13- Walsh J/ 20- Johnson K/ 22- Mitchell M/	00:44	0-3	-3	0.0000	1	0	2	0	0.0000
0- Black A/ 4- Davis D/ 13- Walsh J/ 15- Mitchell M/ 20- Johnson K/	00:43	0-0	0	0.0000	1	0	1	0	0.0000
0- Black A/ 5- Pinion J/ 12- Dunning Jr. B/ 15- Mitchell M/ 23- Ford D/	00:40	1-3	-2	1.5000	0	0	0	0	0.5319
0- Black A/ 4- Davis D/ 11- Graham J/ 13- Walsh J/ 20- Johnson K/	00:39	2-2	0	3.0769	0	0	0	0	2.0000
1- Council IV R/ 5- Pinion J/ 11- Graham J/ 13- Walsh J/ 22- Mitchell M/	00:36	1-1	0	1.6667	1	0	0	0	1.1364
0- Black A/ 1- Council IV R/ 5- Pinion J/ 15- Mitchell M/ 20- Johnson K/	00:30	2-0	2	4.0000	0	1	1	1	1.0000
0- Black A/ 4- Davis D/ 5- Pinion J/ 15- Mitchell M/ 20- Johnson K/	00:20	0-2	-2	0.0000	1	0	1	0	0.0000



**Arkansas at Auburn**

01/07/23 Neville Arena, Auburn  
2022-23 Men's Basketball

**Game Time:** 7:30 PM  
**Game Duration:** 1:59  
**Attendance:** 9,121

**Officials:** Terry Oglesby, Steven Anderson, Patrick Evans

**Auburn**

Lineup	Time	Score	Score Diff	Pts/Min	Reb	Stl	Tov	Ass	PPP
1- Green Jr. W/ 2- Williams J/ 4- Broome J/ 12- Jasper Z/ 22- Flanigan A/	07:12	17-16	1	2.3611	5	3	1	4	1.4214
1- Green Jr. W/ 2- Williams J/ 4- Broome J/ 5- Moore C/ 12- Jasper Z/	06:39	17-9	8	2.5564	4	0	0	2	1.6473
0- Johnson K/ 3- Donaldson T/ 4- Broome J/ 21- Traore Y/ 22- Flanigan A/	05:19	7-8	-1	1.3166	3	1	2	1	0.7883
0- Johnson K/ 1- Green Jr. W/ 2- Williams J/ 22- Flanigan A/ 44- Cardwell D/	04:05	7-7	0	1.7143	3	1	0	3	1.1667
0- Johnson K/ 1- Green Jr. W/ 4- Broome J/ 5- Moore C/ 22- Flanigan A/	02:49	5-1	4	1.7751	5	1	0	0	1.0246
1- Green Jr. W/ 4- Broome J/ 5- Moore C/ 12- Jasper Z/ 22- Flanigan A/	02:34	0-5	-5	0.0000	2	0	1	0	0.0000
0- Johnson K/ 3- Donaldson T/ 5- Moore C/ 22- Flanigan A/ 44- Cardwell D/	02:23	3-2	1	1.2587	2	0	1	0	0.7500
3- Donaldson T/ 4- Broome J/ 5- Moore C/ 12- Jasper Z/ 22- Flanigan A/	02:15	3-1	2	1.3333	3	0	0	1	1.0000
0- Johnson K/ 1- Green Jr. W/ 5- Moore C/ 22- Flanigan A/ 44- Cardwell D/	02:09	6-4	2	2.7907	3	0	1	1	1.2295
0- Johnson K/ 1- Green Jr. W/ 2- Williams J/ 4- Broome J/ 22- Flanigan A/	01:29	2-2	0	1.3483	1	0	1	0	1.0638
3- Donaldson T/ 5- Moore C/ 12- Jasper Z/ 22- Flanigan A/ 44- Cardwell D/	01:25	0-4	-4	0.0000	0	0	1	0	0.0000
0- Johnson K/ 1- Green Jr. W/ 2- Williams J/ 4- Broome J/ 5- Moore C/	00:57	2-0	2	2.1053	1	0	0	0	2.0000
0- Johnson K/ 1- Green Jr. W/ 4- Broome J/ 21- Traore Y/ 22- Flanigan A/	00:44	3-0	3	4.0909	0	2	0	1	1.5957
0- Johnson K/ 1- Green Jr. W/ 2- Williams J/ 4- Broome J/ 12- Jasper Z/	00:00	0-0	0	NaN	0	0	0	0	0.0000