



MIZZOU

2022-23 MEN'S BASKETBALL GAME NOTES

28 NCAA TOURNAMENT APPEARANCES • 23 CONFERENCE CHAMPIONSHIPS • 21 ALL-AMERICANS • 45 NBA DRAFT SELECTIONS

2022-23 SCHEDULE

November

Thu	3	Washington Univ. (Ex)	W, 89-61
Mon	7	SOUTHERN INDIANA	W, 97-91
Fri	11	PENN	W, 92-85
Sun	13	LINDENWOOD	W, 82-53
Tue	15	SIU EDWARDSVILLE	W, 105-80
Sun	20	MISSISSIPPI VALLEY STATE	W, 83-62
Wed	23	COASTAL CAROLINA	W, 89-51
Sat	26	HOUSTON CHRISTIAN	W, 105-69
Tue	29	at Wichita State (ot)	W, 88-84

December

Sun	4	SE MISSOURI STATE	W, 96-89
Sat	10	~ #6/6 KANSAS	L, 67-95
Sat	17	@ vs. UCF	W, 68-66
Thu	22	^ vs. #16/16 Illinois	W, 93-71
Wed	28	* #19/17 KENTUCKY	W, 89-75

January

Wed	4	* at #13/13 Arkansas (SECN)	7:30 p.m.
Sat	7	* VANDERBILT (CBS)	11 a.m.
Wed	11	* at Texas A&M (SECN)	7:30 p.m.
Sat	14	* at Florida (SECN)	2:30 p.m.
Wed	18	* ARKANSAS (SECN)	8 p.m.
Sat	21	* ALABAMA (SECN)	5 p.m.
Tue	24	* at Ole Miss (SECN)	6 p.m.
Sat	28	# IOWA STATE (ESPN/2/U)	1 p.m.

February

Wed	1	* LSU (SECN)	8 p.m.
Sat	4	* at Mississippi State (SECN)	5 p.m.
Tue	7	* SOUTH CAROLINA (SECN)	8 p.m.
Sat	11	* at Tennessee (SECN)	5 p.m.
Tue	14	* at Auburn (ESPN/2/U)	6 p.m.
Sat	18	* TEXAS A&M (ESPN/2/U)	5 p.m.
Tue	21	* MISSISSIPPI STATE (SECN)	6 p.m.
Sat	25	* at Georgia (SECN)	Noon

March

Wed	1	* at LSU (SECN)	8 p.m.
Sat	4	* OLE MISS (SECN)	2:30 p.m.
	8-12	! SEC Tournament	TBA

* - Southeastern Conference Game

! - SEC Tournament (Nashville, Tenn.)

~ - Hy-Vee Hoops Border Showdown

@ - AutoNation Orange Bowl Classic (Sunrise, Fla.)

^ - McBride Homes Braggin' Rights (St. Louis, Mo.)

- SEC/Big 12 Challenge



MISSOURI TIGERS

12-1, 1-0 SEC

Head Coach: Dennis Gates

Career Record: 62-41

Record vs. Arkansas: 0-0

AP Rank: No. 20

Coaches: No. 21



ARKANSAS

11-2, 0-1 SEC

Head Coach: Eric Musselman

Career Record: 194-64

Record vs. Mizzou: 5-2

AP Rank: No. 13

Coaches: No. 13

MISSOURI AT ARKANSAS

Fayetteville, Ark. • Bud Walton Arena (19,200)

Wednesday, Jan 4 • 7:30 p.m.

TELEVISION

Station SEC Network

Play-by-Play Dave Neal

Analyst Pat Bradley

RADIO

Station Tiger Radio Network

Satellite XM: 388 / SXM App: 978

Play-by-Play Mike Kelly

Analyst Chris Gervino

SERIES HISTORY

Overall Arkansas, 32-26

at Arkansas Arkansas, 18-10

Under Dennis Gates First Meeting

Last Meeting Arkansas 76, Mizzou 57 (2/15/22)

Last 10 Games Arkansas, 6-4

MEDIA INFORMATION

Basketball SID Jason Veniskey

Office (573) 882-7826

Cell (585) 615-5316

E-mail jveniskey@mizzouri.edu

The Missouri Strategic Communications staff is available to assist home and visiting media. Contact Jason Veniskey for credentials, releases, statistics or general basketball info and for assistance arranging interviews with players and/or coaches.

A matchup of two top-20 programs is set for Wednesday night as No. 20 Missouri takes on No. 13 Arkansas on the road in Fayetteville. Tipoff is set for 7:30 p.m. on SEC Network.

KEY MIZZOU NUMBERS

1

Kobe Brown is just one point shy of becoming the 48th player in school history with 1,000 career points at Mizzou.

2

Now in its 11th season in the SEC, MU is aiming for its first 2-0 start in conference play.

3

The Tigers are attempting to defeat a ranked team in three-straight contests for the first time in school history.

20

Mizzou entered the national rankings for the first time this season at No. 20 in the AP poll.

30

Kobe Brown is just the third Division I player in the last 25 years with back-to-back 30-point games in wins over ranked teams.

47.1

Mizzou has made 47.1 percent of its 3-point attempts (33-70) during its three-game winning streak.

MISSOURI'S LAST GAME STARTERS




10 HONOR
Gr • PG

10.0 PPG

3.7 APG

48.8 FG%

44.6 3P%




2 GOMILLION
Gr • G

5.7 PPG

3.2 RPG

2.3 APG

53.6 FG%



5 HODGE
Gr • G

16.5 PPG

2.8 SPG

52.0 FG%

41.8 3P%




13 DEGRAY III
Jr • F

2.5 PPG

2.1 RPG

0.6 SPG

45.5 FG%



24 BROWN
Sr • F

15.6 PPG

5.7 RPG

60.6 FG%

45.7 3P%


PHOTO ROSTER



0 Mohamed Diarra
Jr • F • 6-10 • 215
Montreuil, France



1 Kaleb Brown
So • G • 6-7 • 250
Huntsville, Ala.



2 Tre Gomillion
Gr • G • 6-4 • 210
Augusta, Ga.



4 DeAndre Gholston
Gr • G • 6-5 • 215
Gary, Ind.



5 D'Moi Hodge
5Yr • G • 6-4 • 180
Tortola, BVI



10 Nick Honor
Gr • PG • 5-10 • 200
Orlando, Fla.



11 Isiah Mosley
Sr • G • 6-5 • 205
Columbia, Mo.



12 Jackson Francois
Fr • G • 6-5 • 160
Las Vegas, Nev.




13 Ronnie DeGray III
Jr • F • 6-6 • 225
Parker, Colo.



23 Aidan Shaw
Fr • F • 6-8 • 195
Overland Park, Kan.



24 Kobe Brown
Sr • G/F • 6-8 • 250
Huntsville, Ala.



31 Ben Sternberg
Gr • G • 6-0 • 165
Cleveland, Ohio



35 Noah Carter
Sr • F • 6-6 • 235
Dubuque, Iowa



45 Mabor Majak
Jr • C • 7-2 • 245
Juba, South Sudan



55 Sean East II
Sr • PG • 6-3 • 180
Louisville, Ky.

2022-23 MISSOURI TIGERS ROSTER

#	Name	Pos	Yr	Ht	Wt	Hometown/Last School
0	Mohamed Diarra	F	Jr.	6-10	215	Montreuil, France / Garden City
1	Kaleb Brown	G	So.	6-7	250	Huntsville, Ala. / Lee
2	Tre Gomillion	G	Gr.	6-4	210	Augusta, Ga. / Cleveland State
4	DeAndre Gholston	G	Gr.	6-5	215	Gary, Ind. / Milwaukee
5	D'Moi Hodge	G	Gr.	6-4	180	Tortola, British Virgin Islands / Cleveland State
10	Nick Honor	PG	Gr.	5-10	200	Orlando, Fla. / Clemson
11	Isiah Mosley	G	Sr.	6-5	205	Columbia, Mo. / Missouri State
12	Jackson Francois	G	Fr.	6-5	160	Las Vegas, Nev. / Bishop Gorman
13	Ronnie DeGray III	F	Jr.	6-6	225	Parker, Colo. / Massachusetts
23	Aidan Shaw	F	Fr.	6-8	195	Overland Park, Kan. / Blue Valley
24	Kobe Brown	G/F	Sr.	6-8	250	Huntsville, Ala. / Lee
31	Ben Sternberg	G	Gr.	6-0	165	Cleveland, Ohio / Cleveland State
35	Noah Carter	F	Sr.	6-6	235	Dubuque, Iowa / Northern Iowa
45	Mabor Majak	C	Jr.	7-2	245	Juba, South Sudan / Cleveland State
55	Sean East II	PG	Sr.	6-3	180	Louisville, Ky. / John A. Logan

MISSOURI COACHING & SUPPORT STAFF



Dennis Gates

Whitten Family Men's Basketball Head Coach
California '01
Overall Record: 62-41 (Fourth year)
Record at Mizzou: 12-1 (First year)



Charlton "C.Y." Young
Associate Head Coach



David "Dickey" Nutt
Assistant Coach



Kyle Smithpeters
Assistant Coach

Support Staff

Ryan Sharbaugh, Special Asst. to Head Coach
Matt Cline, Chief of Staff
Michael Fly, Director of Scouting & Analytics
Chase Goldstein, Director of Operations

Sean Conaty, Director of Athletic Perf.
Dalon King, Scouting Coordinator
Perin Foote, Player Development Coord.
Chris Perrin, Asst. Director of Sports Medicine

PRONUNCIATION GUIDE

Name	Pronunciation
Mohamed Diarra	DEE-r-ah
D'Moi Hodge	DA-moy
Jackson Francois	FRAN-swa
Mabor Majak	ma-BORE MA-jock

BY THE NUMBERS

Mizzou	Stats	Arkansas
88.8	<<< Scoring	77.7
51.1	<<< FG Pct	48.5
37.1	<<< 3FG Pct	30.0
75.1	<<< FT Pct	71.6
32.9	Rebounds >>>	35.6
19.8	<<< Assists	13.9
12.3	<<< Turnovers	12.5
74.7	Scoring Def. >>>	61.8
43.6	FG% Def. >>>	41.0
36.0	3FG% Def. >>>	28.4
3.4	Blocks >>>	4.8
12.5	<<< Steals	10.5

SERIES FACTS & FIGURES

All-Time Series	Arkansas, 32-26
at Missouri	Missouri, 16-12
at Arkansas	Arkansas, 18-10
Neutral Site	Arkansas, 2-0
SEC Tournament	Arkansas, 1-0
Current Streak	Arkansas, 4
Last 10 Games	Arkansas, 6-4

Missouri Superlatives

Most Points	93, Two Times
Fewest Points Allowed	32, 12/18/50
Largest Win	30, 3/5/13

Arkansas Superlatives

Most Points	120, 12/2/93
Fewest Points Allowed	43, Two Times
Largest Win	52, 12/2/93

SERIES RESULTS

12/18/50 H W, 54-32	12/1/70 A W, 80-78	2/13/14 H W, 86-85
12/20/51 A L, 43-49	12/4/71 H W, 74-73	1/24/15 H L, 60-61
12/16/52 H L, 64-65	11/28/80 N L, 73-81	2/18/15 A L, 69-84
12/19/53 A L, 63-64	12/28/88 H W, 83-78	1/12/16 H L, 61-94
12/15/54 H W, 77-58	12/13/89 A W, 89-88	2/20/16 A L, 72-84
1/2/56 A W, 51-50	12/8/90 H L, 82-95	1/14/17 A L, 73-92
12/15/56 H W, 72-52	12/7/91 A W, 87-76	2/14/17 H W, 83-78
12/20/57 A L, 45-55	12/19/92 H L, 68-73	1/13/18 A L, 63-65
12/3/58 H W, 74-71	12/2/93 A L, 68-120	3/3/18 H W, 77-67
12/4/59 A W, 75-71	12/3/94 H L, 71-94	1/23/19 A L, 62-70
12/3/60 H L, 75-84	12/5/95 A L, 93-104	2/12/19 H W, 79-78
12/4/61 A L, 68-72	12/7/96 H L, 76-80	2/8/20 H W, 83-79
12/8/62 H L, 61-70	12/6/97 A L, 46-75	2/22/20 A L, 68-78
12/2/63 A W, 76-74	12/7/04 H L, 52-62	1/2/21 A W, 81-68
12/5/64 H W, 81-71	12/2/05 A L, 63-66	2/13/21 H L, 81-86
12/4/65 A L, 62-75	11/30/06 H W, 86-64	3/12/21 N L, 64-70
12/3/66 H W, 73-66	11/28/07 A L, 91-94	1/12/22 A L, 43-87
12/2/67 A W, 74-58	2/16/13 A L, 71-73	2/15/22 H L, 57-76
11/30/68 A W, 60-59	3/5/13 H W, 93-63	
12/1/69 H W, 58-51	1/28/14 A W, 75-71	

TIGERS vs RAZORBACKS

No.	Player	GP	Pts	Reb	Asst	Other
0	Mohamed Diarra	0	--	--	--	--
1	Kaleb Brown	2	1.5	1.0	1.5	--
2	Tre Gomillion	0	--	--	--	--
4	DeAndre Gholston	0	--	--	--	--
5	D'Moi Hodge	0	--	--	--	--
10	Nick Honor	0	--	--	--	--
11	Isiah Mosley	0	--	--	--	--
12	Jackson Francois	0	--	--	--	--
13	Ronnie DeGray III	2	4.0	3.5	0.5	1.5 BPG
23	Aidan Shaw	0	--	--	--	--
24	Kobe Brown	7	7.3	7.4	0.6	0.7 SPG
31	Ben Sternberg	0	--	--	--	--
35	Noah Carter	1	8.0	3.0	1.0	2-3 3FG
45	Mabor Majak	0	--	--	--	--
55	Sean East II	0	--	--	--	--

ABOUT THE TIGERS

- Missouri is 12-1 during the 2022-23 season with a 1-0 record in SEC play. Mizzou is ranked No. 20 in the AP poll and No. 21 in the coaches poll.
- The Tigers are coming off back-to-back wins against nationally-ranked foes, defeating No. 16 Illinois and No. 19 Kentucky.
- Kobe Brown** led MU to both wins – scoring a combined 61 points versus the Illini and Wildcats.
- Overall, five Tigers average in double figures – led by **D'Moi Hodge** with 16.5 points and Brown with 15.6 points.
- Brown also leads the Tigers with 5.7 rebounds, while **Nick Honor** has a team-leading 3.7 assists.
- Mizzou ranks third nationally with 88.8 points per game, while allowing 74.7 on defense.

ABOUT THE RAZORBACKS

- Arkansas is ranked 13th in both national polls after an 11-2 start to the year.
- The Razorbacks lost their SEC opener last Wednesday, falling at LSU by three, 60-57.
- Ricky Council IV leads Arkansas with 17.9 points.
- Anthony Black also chips in 12.2 points with a team-leading 3.7 assists per game.
- Makhi Mitchell leads all active players on the team with 5.5 rebounds per game.
- Arkansas is averaging 77.7 points per game, while allowing 61.8 defensively.

SERIES HISTORY

- In a series that dates back to the 1950-51 season, Arkansas holds a 32-26 advantage over Mizzou.
- The Razorbacks are also 13-8 versus the Tigers since Missouri joined the SEC prior to the 2012-13 campaign with an 18-10 all-time mark in Fayetteville versus MU.
- Arkansas has won its last four meetings in the series with Mizzou's last win an 81-68 road victory in 2021.

12-1 START

- The Tigers are currently enjoying one of their best starts in years.
- Mizzou's 12-1 start is tied for its second-best in the last 40 seasons – only the 2011-12 team had a better start by winning its first 14 games.
- Overall, it marks the fifth time in the last 40 years that MU has won at least 12 of its first 13.

Last 40 Years	First 13	Gm 14	Final	Post.
1989-90	12-1	W	26-6	NCAA
2010-11	12-1	W	23-11	NCAA
2011-12	13-0	W	30-5	NCAA
2013-14	12-1	L	23-12	NIT
2022-23	12-1	--	--	--

- It is also the 21st time in the last 50 seasons that MU has won at least 11 non-conference games (first since 2013-14) – 18 of the 21 previous occurrences resulted in NCAA Tournament bids.

RANKED TIGERS

- With its 12-1 start to the 2022-23 campaign, Mizzou is now ranked for the first time this year.
- The Tigers enter Wednesday's game ranked No. 20 in the AP poll and No. 21 in the coaches poll.
- MU is ranked for the first time since an 11-week run ended in February 2021.

RANKED WINS

- A large reason why MU earned its first spot in the national poll was due to a pair of recent top-20 wins against No. 16 Illinois and No. 19 Kentucky.
- It marks the first time the Tigers defeated a nationally-ranked school in back-to-back games since the 2009 NCAA Tournament and the first time in the regular season since 2001-02.
- With a win Wednesday, Mizzou will own wins over a ranked-team in three-straight games for the first time in school history.

DOMINANT VICTORIES

- Not only has Mizzou won consecutive games over ranked foes but its done it in dominant fashion.
- MU defeated the Illini (93-71) and Wildcats (89-75) by a combined 36 points, trailing for only 1:41 with double-digit halftime leads in both games.
- The 22-point win over Illinois is its biggest over its rival (previous high was 18 in 1994), while also marking MU's largest win over a ranked team since a 92-53 victory versus No. 20 Cal in 2011.
- Mizzou then scored 89 points in the win versus UK – the most allowed by a John Calipari-coached Kentucky team in SEC play (228 games).

TIGERS IN THE SEC

- Mizzou will now aim to keep its winning ways going with a rare unbeaten SEC start.
- In its 11th season of play in the SEC, the Tigers have never started with two-straight league wins in their first 10 years in the conference.
- Mizzou's victory over UK ended a four-game losing streak in SEC openers and improved the team to 4-7 overall – MU has followed its previous three opening-day victories with a loss, however.

A PAIR OF 30 PIECES

- The key for Mizzou's nationally-ranked wins was the performance of senior **Kobe Brown**.
- Brown scored 61 points in the two victories – shooting 60.6 percent from the field (20-33) and 58.3 percent from 3-point range (7-12).
- The senior is the first Tiger with back-to-back 30-point games since Thomas Gardner in 2005-06.
- In fact, Brown is just the third Division I player in the last 25 years to score at least 30 points in back-to-back wins against ranked teams – joining Davidson's Stephen Curry (2007-08) and Iowa's Matt Gatens (2011-12).

QUICK FACTS

BASIC INFORMATION

Location

Columbia, Mo.

Founded

1839

Enrollment

31,121

Nickname

Tigers

Colors

Black & Gold

Mascot

Truman the Tiger

Conference

Southeastern Conference

Chancellor

Mun Choi

Director of Athletics

Desiree Reed-Francois

Faculty Athletic Rep

Pamela Bruzina

Official Website

MUTigers.com

HOME ARENA

Arena

Mizzou Arena

Court

Norm Stewart Court

Capacity

15,061

Opened

2004

TEAM INFORMATION

2021-22 Final Record

12-21 (.364)

SEC Record/Finish

5-13 / 11th

SEC Tournament

1-1

Postseason

n/a

Lettermen Returning/Lost

3/9

Starters Returning/Lost

1/4

Newcomers

12

Social Media

@MizzouHoops

MISSOURI HISTORY

First Season

1906-07

All-Time Record *

1,670 - 1,212 (.579)

All-Time SEC Record *

55 - 115 (.324)

Conference Regular-Season Titles

15

1918, 1920, 1921, 1922, 1930, 1939, 1940, 1976, 1980, 1981, 1982, 1983, 1987, 1990, 1994

Conference Tournament Titles

Eight

1978, 1982, 1987, 1989, 1991, 1993, 2009, 2012

NCAA Tournaments *

27

1944, 1976, 1978, 1980, 1981, 1982, 1983, 1986, 1987, 1988, 1989, 1990, 1992, 1993, 1994*, 1995, 1999, 2000, 2001, 2002, 2003, 2009, 2010, 2011, 2012, 2013, 2018, 2021

* - record reflects 23 vacated wins from the 2013-14 season (nine SEC victories) and three vacated tournament wins from 1993-94 season

1,000-POINT CLUB

- After two 30-plus point games, senior **Kobe Brown** is now nearing a milestone.
- Brown is just one point shy of reaching 1,000 for his career, becoming the 48th player in school history to score 1,000 points for Mizzou.
- Overall, Brown is aiming to become the fourth active MU player with 1,000 points, while an additional three are within striking distance.

Career Points Leaders	Points	Date Reached 1K
Isiah Mosley	1,497	Jan. 2, 2022
Nick Honor	1,069	Nov. 23, 2022
Noah Carter	1,014	Dec. 17, 2022
Kobe Brown	999	--
D'Moi Hodge	968	--
DeAndre Gholston	950	--
Tre Gomillion	938	--

NO. 3 IN SCORING OFFENSE

- The Tigers own one of the nation's top attacks this season.
- Mizzou enters the game ranked third nationally with a scoring offense of 88.8.

Top Scoring Offense			
1. James Madison	89.7	3. Missouri	88.8
2. Southern Utah	89.5	4. Arizona	88.7

SHOOTING 50 PERCENT

- One reason for the Tigers' strong start offensively is due to efficient and effective shooting.
- MU leads the SEC and is third in the country in effective field goal percentage (58.9) and fourth in overall field goal percentage (51.1).
- In fact, Mizzou has made at least 50 percent of its field goals in 7-of-13 games this season, going a perfect 7-0 in those matchups.
- Despite being just 13 contests into the year, it is already the most times MU has made at least half of its baskets since doing so nine times during the 2017-18 campaign.

BUILDING A RESUME

- Nearly halfway through the 2022-23 season, the Tigers have put together a nice resume so far.
- Mizzou is tied for 13th nationally four combined quad one and quad two wins in the NET rankings.
- Only Alabama (six) and Tennessee (five) have more wins in the top two quads from the SEC than Missouri.
- Overall, the Tigers rank 32nd in the latest NET ratings.

ROAD WARRIORS

- While Wednesday marks Mizzou's first SEC road game of the season, the Tigers have enjoyed a lot of success away from home this season.
- The Tigers are a perfect 3-0 away from Mizzou Arena this season, marking just the third time in the last 20 seasons MU has won its first three games away from home.

- Mizzou now looks to join the 2011-12 team, who won its first five road and neutral contests, as the only teams in the last 20 years to win their first four games away from home.

TEMPO TEMPO

- One of the biggest changes in the Tigers' attack this season that has led to an increased scoring offense is in its tempo.
- MU ranks 29th nationally in adjusted tempo with 72.5 possessions per game, while placing 27th with 15.7 seconds per offensive possession.
- Missouri hasn't ranked in the top 100 nationally in tempo since 2012-13 (94th) and in the top 50 since 2010-11 (14th).

NO. 4 NATIONALLY IN ASSISTS

- Another area where the Tigers rank among the nation's elite is in assists.
- Mizzou currently ranks fourth of 363 schools nationally with 19.9 assists per game.

Assists Per Game Leaders			
1. Xavier	21.0	3. Cornell	20.0
2. Arizona	20.4	4. Missouri	19.9

- The Tigers recorded at least 20 assists in the first seven games of the season – the team's longest streak in school history.

ASSISTS WITHOUT TURNOVERS

- Perhaps what is most impressive about the Mizzou's high assist number is doing it while limiting turnovers.
- MU is second in the SEC with 12.3 turnovers per game and is sixth in the country with an assist-to-turnover ratio of 1.62.
- Nick Honor** leads the Tigers with 3.7 assists, while leading the SEC and ranking 14th in the country with an assist-to-turnover ratio of 3.20.
- Five times, MU has recorded at least 10 more assists than turnovers – including its last two games versus Illinois and Kentucky when it totaled 42 assists to just 18 turnovers (2.33 ratio).

NO. 4 IN TURNOVER MARGIN

- With MU's ability to limit turnover on its end and cause miscues on the defensive end, Mizzou has been able to take advantage on the scoreboard.
- The Tigers rank fourth nationally with a turnover margin of +7.1.

Turnover Margin Leaders			
1. UNLV	+8.0	3. UCLA	+7.5
2. Iowa State	+7.8	4. Missouri	+7.1

- The Tigers have won or tied the turnover battle in all 12 victories this season, including by at least 10 in 6-of-12 wins.
- Prior to the season, the Tigers finished plus-10 in turnovers six times in the last 364 games.
- It has led to MU posting a 327-172 advantage in points off turnovers (average of 25.2 to 13.2).

SPECIALTY STATS					
Opp.	Off TO	Paint	2nd Ch	Fast Br	Bench
S. Indiana	22	50	15	22	37
Penn	29	24	14	10	19
Lindenwood	20	50	6	15	24
SIUE	26	64	22	21	44
MVSU	27	42	6	21	27
Coastal Car.	32	42	7	28	39
HCU	33	62	8	26	29
Wichita St.	29	48	15	26	27
SEMO	29	44	7	31	29
Kansas	15	28	4	10	10
UCF	18	14	5	10	22
Illinois	33	42	13	18	20
Kentucky	14	34	11	17	33
TOTAL	327	544	133	255	360
Avg	25.2	41.8	10.2	19.6	27.7

LARGEST LEADS & DEFICITS	
Victory	38, vs. Coastal Carolina, 11/23
Defeat	29, vs. Kansas, 12/10
Lead	41, vs. SIUE (11/15)
Lead Blown	14, 2x (last vs. UCF, 12/17)
Lead in Loss	2, vs. Kansas, 12/10
Halftime Lead	24, 2x (last vs. Illinois, 12/22)
Halftime Lead Blown ...	7, at Wichita State, 11/29
Halftime Lead in Loss	n/a
Deficit	29, vs. Kansas, 12/10
Deficit Overcome	10, 2x (last vs. UCF, 12/17)
Deficit in Win	10, 2x (last vs. UCF, 12/17)
Halftime Deficit	17, vs. Kansas, 12/10
Halftime Deficit Overcome	1, vs. UCF, 12/17
Halftime Deficit in Win	1, vs. UCF, 12/17

ACTIVE CAREER LEADERS	
Games Played	Tre Gomillion 103
.....	Kobe Brown/Nick Honor.... 102
Games Started	Kobe Brown 98
.....	Tre Gomillion 93
Minutes	Nick Honor 2,924
.....	Tre Gomillion 2,774
Points	Isiah Mosley 1,497
.....	Nick Honor 1,069
3-Pointers	Nick Honor 172
.....	D'Moi Hodge 143
Rebounds	Kobe Brown 599
.....	Isiah Mosley 493
Assists	Sean East II 279
.....	Nick Honor 274
Blocks	Kobe Brown 57
.....	D'Moi Hodge 46
Steals	D'Moi Hodge 149
.....	Nick Honor 117
Field Goal Pct.	Aidan Shaw 55.9
.....	Tre Gomillion 50.0
3-Point Pct.	Isiah Mosley 40.1
.....	Nick Honor 35.1
FT Pct.	Isiah Mosley 86.9
.....	Nick Honor 83.2

FASTBREAK POINTS	
•	An increased tempo, strong passing team and one that forces turnovers is a recipe for high fastbreak numbers.
•	Missouri is averaging 19.6 points per game via fastbreak – ranking third nationally.
•	In fact, 22.1 percent of team team's points this season have come via the fastbreak.
•	The Tigers have outscored their opponent in fastbreak points by a total margin of 255-109 (average of 19.6 to 8.4).

WEEKLY HONORS	
•	After its back-to-back impressive wins, the Tigers and Kobe Brown have both collected accolades.
•	The Tigers were named Team of the Week on Dec. 26 by NCAA.com and Andy Katz and followed with Team of the Week honors by ESPN on Jan. 2.
•	Brown collected both Lute Olson Award National Player of the Week and SEC Player of the Week accolades on Dec. 26, while being named Field of 68 National Player of the Week on Jan. 2.

TRIPLE THE SUCCESS	
•	Missouri has been one of the nation's top teams from beyond the arc this season.
•	The Tigers enter Wednesday's game second in the SEC in both 3-pointers per game (10.0) and 3-point percentage (37.1) – ranking 13th and 56th, respectively, in the country.
•	During the team's three-game winning streak, Mizzou has hit on 47.1 percent of its shots from beyond the arc (33-70).

WHAT CAN BROWN DO FOR YOU?	
•	Kobe Brown has done a little bit of everything for the Tigers the last two weeks.
•	In the wins over Illinois and Kentucky, Brown is averaging 30.5 points, 5.5 rebounds, 5.0 assists and 3.0 steals.
•	He scored a MU Braggin' Rights-record 31 points against the Illini to go with a career-best eight assists – the first Tiger with 30 points and eight helpers in a game since Clarence Gilbert in 2001.
•	Brown then added the third career 30-point game versus UK to go with six boards and two assists.
•	Overall, Brown is second on MU with 15.6 points, first with 5.7 boards and adds 2.7 assists and 1.3 steals per game.

HIGH SHOOTING MARKS FOR BROWN	
•	Senior Kobe Brown has been one of the most efficient players for the Tigers this year.
•	Brown leads the SEC and ranks 27th nationally with a field goal percentage of 60.6, while also adding a 3-point clip of 45.7.

- In fact, Brown is the only player in the country making at least 60 percent of his field goals (5.0 FGM per game) and 40 percent of his 3-pointers (1.0 3PM per game).

SHOOTING IMPROVEMENT

- Senior **Kobe Brown** has shown a tremendous amount of improvement during his career with his shooting touch.
- Brown has raised his shooting percentage by 14.7 percent from his first three years, while increasing his 3-point mark by 22.0 percent.

Kobe Shooting	First 3 Years		2022-23	
Field Goals	293-639	45.9	77-127	60.6
3-Pointers	49-207	23.7	16-35	45.7

DEPTH IN NUMBERS	
•	Overall, Behind Mizzou's productive offense is a number of weapons.
•	Through 13 games, nine different Tigers have scored in double figures already this year with six different players leading the team in scoring.
•	Additionally, MU has had six players eclipse 20 points in a game this year, while seven different players have recorded at least five assists.
•	Mizzou is one of just 14 schools in the nation to feature five players averaging at least 10.0 points per game – a first for the team since 2012-13.

TRANSFER SUCCESS	
•	The new coaching staff has taken advantage of the transfer portal during their short time on campus.
•	Players with past Division I experience and in their first year at Mizzou are accounting for 75.4 percent of its points, 66.2 percent of rebounds, 82.6 percent of assists, 43.2 percent of blocks and 80.2 percent of steals.

Class Stats	Pts	Rebs	Asts	Blks	Stls
Transfers	870	259	213	19	130
Returners	237	100	42	16	28
First-Year Players	47	32	3	9	4

HIGH-SCORING TRANSFER

- Graduate transfer **D'Moi Hodge** is one that is making quite the first impression at Mizzou.
- Hodge leads MU with 16.5 points per game – the second-highest total by a Tiger in his first year at MU during the shot-clock era (last 38 seasons).

Highest Scoring First-Year Players (Shot Clock Era)

Player	Prev. School	Year	Points
1. Jordan Clarkson	Tulsa	2013-14	17.5
2. D'Moi Hodge	Cleveland St.	2022-23	16.5
3. Kassius Robertson	Canisius	2017-18	16.3

- Hodge also leads the Tigers with 2.8 steals, while adding 3.9 rebounds and 2.2 assists.

Statistic Rankings			
Team	Stat	SEC	NCAA
Scoring Offense			
Field Goal Pct.	51.1	1st	4th
Effective Field Goal Pct.	58.9	1st	3rd
3-Point FG Per Game	10.0	2nd	13th
3-Point Pct.	37.1	2nd	56th
Free Throw Pct.	75.1	1st	45th
Offensive Rebounds	10.5	11th	177th
Assists	19.9	1st	4th
Turnovers Per Game	12.3	2nd	110th
Fastbreak Points	19.6	1st	3rd
Scoring Defense			
Field Goal Pct. Def.	43.6	13th	226th
3-Point Pct. Def.	36.0	13th	297th
Defensive Rebounds	22.4	14th	334th
Blocks	3.4	11th	165th
Steals	12.5	1st	1st
Turnovers Forced	19.4	1st	7th
Scoring Margin			
Rebounds Per Game	32.9	14th	304th
Rebound Margin	-2.9	14th	304th
Assist-Turnover Ratio	1.62	1st	6th
Turnover Margin	+7.1	1st	4th
Personal Fouls	18.4	11th	279th
Individual			
Points Per Game	Stat	SEC	NCAA
D'Moi Hodge	16.5	6th	128th
Kobe Brown	15.6	7th	193rd
Field Goal Percentage			
Kobe Brown	60.6	1st	27th
D'Moi Hodge	52.0	5th	91st
3-Point Field Goals Per Game			
D'Moi Hodge	3.15	2nd	19th
3-Point Percentage			
D'Moi Hodge	41.8	4th	42nd
Free-Throw Percentage			
Kobe Brown	80.5	5th	176th
DeAndre Gholston	80.5	5th	176th
Assists Per Game			
Nick Honor	3.7	9th	189th
Assist/Turnover Ratio			
Nick Honor	3.20	1st	14th
Steals Per Game			
D'Moi Hodge	2.77	1st	4th
Nick Honor	2.23	7th	38th

as of Jan. 1

SEC Standings									
School	SEC			Overall			Home	Away	Neutral
	W	L	Pct.	W	L	Pct.			
LSU	1	0	1.000	12	1	.923	9-0	0-0	3-1
Missouri	1	0	1.000	12	1	.923	9-1	1-0	2-0
Alabama	1	0	1.000	11	2	.846	6-0	3-0	2-2
Auburn	1	0	1.000	11	2	.846	8-0	1-1	2-1
Tennessee	1	0	1.000	11	2	.846	6-0	1-1	4-1
Georgia	0	0	.000	10	3	.769	7-0	0-2	2-1
Texas A&M	0	0	.000	8	5	.615	6-1	1-1	1-3
South Carolina	0	0	.000	7	6	.539	6-0	1-2	0-4
Vanderbilt	0	0	.000	7	6	.539	5-3	1-1	1-2
Arkansas	0	1	.000	11	2	.846	8-0	0-1	3-1
Mississippi State	0	1	.000	11	2	.846	6-1	1-0	4-1
Kentucky	0	1	.000	9	4	.692	8-0	0-2	1-2
Ole Miss	0	1	.000	8	5	.615	6-3	0-1	2-1
Florida	0	1	.000	7	6	.539	4-2	1-1	2-3

Defensive Disruption

- On the defensive end, the Tigers have excelled forcing turnovers en route to their strong start.
- The Tigers currently lead the country with 12.5 steals per game, while placing seventh overall by forcing 19.4 turnovers per game.

Steals Per Game Leaders

1. Missouri	12.5	3. James Madison	11.6
2. Morgan State	12.3	4. Iowa State	10.8

- MU posted at least 14 steals in six-straight games from Nov. 15 to Dec. 4 – its longest run of at least 12 swipes in school history.

A Theft in Hodge

- The 2022 Horizon League Defensive Player of the Year, **D'Moi Hodge** is replicating his success at MU.
- Through 13 contests, Hodge is first in the SEC and fourth nationally with 2.77 steals per game.
- Hodge became the third Tiger to record five-plus steals in three-straight games from Nov. 20 to Nov. 26 – joining Lynn Hardy (1985-86) and Stefhon Hannah (2006-07).

High Ranks for Hodge

- Steals aren't the only thing that **D'Moi Hodge** ranks highly in.
- In addition to leading the SEC in steals, Hodge currently ranks sixth in the SEC in scoring (16.5), fifth in field goal percentage (52.0), fourth in 3-point percentage (41.8) and second in 3-point makes per game (3.15).

Aiming for 70 Points

- While the Tigers are averaging nearly 90 points this season, the magic number is just 70 for MU.
- The Tigers have won their last 15 games when scoring at least 70 points, including a perfect 11-0 mark this season.
- On the opposite end, Mizzou's 68-66 win over

UCF on Dec. 17 was the team's first victory in its last 20 games with less than 70 points.

Efficient Inside

- Another area where Mizzou has been successful is scoring inside.
- Missouri ranks second nationally by making 61.3 percent of its 2-point baskets.
- D'Moi Hodge** leads the Tigers and ranks 28th nationally with 71.2 percent shooting inside the arc, while **Kobe Brown** is 87th at 66.3 percent.

New SEC Coaches

- Coach **Dennis Gates** is among a group of six new coaches at SEC schools, currently tied for first with a 12-1 start to his tenure.

New SEC Coaches	School	Record	Pct.
Dennis Gates	Missouri	12-1	.923
Matt McMahon	LSU	12-1	.923
Chris Jans	Mississippi State	11-2	.846
Mike White	Georgia	10-3	.769
Todd Golden	Florida	7-6	.539
Lamont Paris	South Carolina	7-6	.539

- Gates won his first nine games at Mizzou – the fourth-best start by a Tigers coach in school history and the fourth-best start by an SEC coach during the shot-clock era.

Best Start (SEC)	School	Year	Start
1. John Calipari	Kentucky	2009-10	19-0
2. Chris Jans	Mississippi State	2022-23	11-0
3. Jerry Green	Tennessee	1997-98	10-0
4. Dennis Gates	Missouri	2022-23	9-0

First Ranking for Gates

- With the Tigers entering the national rankings this week, it marks the first time **Dennis Gates** has earned a ranking as head coach.
- Gates becomes just the second Tiger coach to earn a spot in his debut season since the AP poll was introduced. He joins Frank Haith in 2011-12 among the eight eligible Mizzou coaches.

MISSOURI RECORD WHEN...

	2022-23	Streak
Overall	12-1	W3
Home	9-1	W1
Road	1-0	W1
Neutral	2-0	W2
SEC Games	1-0	W2
Home	1-0	W2
Road	--	L4
Non-Conference	11-1	W2
Home	8-1	L1
Road	1-0	W1
Neutral	2-0	W2
vs. Ranked Teams	2-1	W2
vs. Unranked Teams	10-0	W10
November	8-0	W9
December	4-1	W3
January	--	L3
February	--	L5
March	--	L1
Monday	1-0	W2
Tuesday	2-0	W2
Wednesday	2-0	W3
Thursday	1-0	W1
Friday	1-0	W1
Saturday	2-1	W1
Sunday	3-0	W3
Leading at Halftime	10-0	W12
Trailing at Halftime	1-1	W1
Tied at Halftime	1-0	W2
Leading w/ 5:00 Left	11-0	W14
Trailing/Tied w/ 5:00 Left	1-1	L1
Overtime	1-0	W2
Decided by less than 5 points	2-0	W2
Decided by 5-9 points	3-0	W3
Decided by 10 or more points	7-1	W2
Scoring 100+ Points	2-0	W46
Scoring 90-99	4-0	W20
Scoring 80-89	5-0	W7
Scoring 70-79	--	W4
Scoring 60-69	1-1	W1
Scoring 59 or less	--	L11
Opponent scores 100+	--	L7
Opp. Scores 90-99	1-1	L1
Opp. Scores 80-89	4-0	W4
Opp. Scores 70-79	2-0	W2
Opp. Scores 60-69	3-0	W5
Opp. Scores 59 or less	2-0	W2
Missouri FG% ≥ 50.0	7-0	W10
Opp. FG% ≥ 50.0	2-1	L1
Missouri FG% < 40.0	--	L10
Opp. FG% < 40.0	4-0	W4
MU Outshoots Opp.	9-0	W11
Opp. Outshoots MU	3-1	L1
Attempts More FTs	5-1	W1
Attempts Fewer FTs	7-0	W7
FTs Even	--	L1
Outrebound Opponent	2-0	W2
Outrebounded	10-1	W3
Rebounds Equal	--	L1
Commits Fewer Turnovers	11-0	W11
Commits More Turnovers	0-1	L2
Turnovers Even	1-0	W1
Commits Fewer Fouls	5-0	W6
Commits More Fouls	7-1	W2
Fouls Even	--	W3

GHOLSTON GAME WINNER

- The Tigers improved to 10-1 thanks to a buzzer-beating winner from senior **DeAndre Gholston** on Dec. 17 versus UCF.
- The graduate student sunk a near 40-footer as time expired to lead Mizzou to the 68-66 win.
- The winner ranked as the No. 2 play of the day on SportCenter's Top 10.
- It is the second game-winner for Gholston during his college career with, ironically, the first coming against Coach Gates and Cleveland State – a layup with 3.2 seconds left in a 81-80 win (Jan. 23, 2021).

ADVANCED METRICS LEADERS

- A number of Tigers rank among the best in advanced metrics this season.
- **D'Moi Hodge** is 10th nationally in offensive rating (137.8), while **Nick Honor** is 14th (134.1) and **Kobe Brown** is 46th (128.8).
- The trio also ranks in the top 50 in effective field goal percentage – Brown is 18th (66.9), Hodge is 27th (65.7) and Honor is 48th (63.7).
- Overall, Mizzou is fourth in the country with 1.176 points per offensive possession.

DOUBLING UP

- Senior **Kobe Brown** highlighted the season-opening win versus Southern Indiana.
- Brown recorded his eighth-career double-double in the victory with 20 points and 14 rebounds.
- The senior is just the second Tiger in the last 17 years to register a double-double in the season opener (also Mark Smith in 2018-19).
- Brown is also the first Mizzou player to collect at least 20 points and 10 boards in the opener since Kareem Rush had 24 points and 15 boards versus Savannah State to open the 2000-01 campaign.
- Brown leads Mizzou in rebounding this season (5.7), while ranking second in points (15.6).

ALL-CONFERENCE PLAYERS

- Despite returning only three players from last year's team, Missouri features an experienced roster with numerous accolades.
- Five Tigers earned all-conference honors in their respective leagues last season – **Kobe Brown** (second-team All-SEC), **Noah Carter** (second-team All-MVC), **Tre Gomillion** (third-team All-Horizon), **D'Moi Hodge** (first-team All-Horizon) and **Isiah Mosley** (first-team All-MVC).

HODGE NAMED SEC POTW

- Graduate student **D'Moi Hodge** was the first Tiger to earn SEC Player of the Week honors, collecting the accolade on Nov. 21.
- Hodge led MU to a 2-0 week, averaging 24.0 points, 5.5 rebounds and 5.0 steals per game.

- He scored 30 points in the win over SIUE before adding 18 points and a career-best six steals versus MVSU.

PRESEASON ALL-SEC

- Senior **Kobe Brown** was recognized as one of the top players in the SEC by earning first-team preseason all-conference honors as voted on by the league's coaches.
- Brown is the first Tiger in five years to collect the first-team accolade – Michael Porter, Jr. earned the honor prior to the 2017-18 season.
- A second-team All-SEC selection last season, Brown led MU in scoring (12.5 per game), rebounds (7.6) and steals (40), while ranking second in assists (81).

DEBUT SEASON FOR GATES

- After leading Cleveland State to a successful three-year run, **Dennis Gates** is in his first season as the Missouri Whitten Family Head Coach.
- Gates becomes the 20th head coach in 117 years of Missouri basketball.
- In his three years with the Vikings, Gates posted a 50-40 overall record – including a 39-19 mark the last two years and two regular-season Horizon League titles, one Horizon League Tournament championship and one NCAA Tournament trip.
- Gates was named Horizon League Coach of the Year following both the 2019-20 and 2020-21 seasons.

BUILDING A STAFF

- Joining **Dennis Gates** on the bench is a veteran staff that includes multiple years of head coaching experience.
- All three bench assists have enjoyed time leading a college program: **Charlton "C.Y." Young** (Georgia Southern, 2009-13), **David "Dickey" Nutt** (Arkansas State, 1995-08; Southeast Missouri State, 2009-15) and **Kyle Smithpeters** (John A. Logan CC, 2012-22).
- Additionally, director of scouting and analytics **Michael Fly** spent the last four seasons as head coach at Florida Gulf Coast (2018-22).

OH CAPTAIN! MY CAPTAIN!

- Four Tigers are set to serve as team captains during the 2022-23 campaign.
- Graduate students **Tre Gomillion**, **Nick Honor** and **Ben Sternberg** plus senior **Kobe Brown** are all set to take on the top leadership roles with Mizzou this season.

TIGER RADIO NETWORK

City	Call Letters	Station
Ava	KKOZ	92.1 FM
Ava	KKOZ	1430 AM
Bethany	KAAN	95.5 FM
Cameron	KMRN	99.3 FM
Cameron	KMRN	1360 AM
Cape Girardeau	KGIR	93.5 FM
Cape Girardeau	KGIR	1220 AM
Caruthersville	KCRV	105.1 FM
Columbia	KCMQ	96.7 FM
Columbia	KTGR	105.1 FM
Columbia	KTGR	1580 AM
Farmington	KREI	800 AM
Festus	KJFF	1400 AM
Hannibal	KHMO	1070 AM
Houston	KBTC	105.7 FM
Houston	KBTC	1250 AM
Joplin	WMBH	101.3 FM
Joplin	WMBH	1560 AM
Kansas City	KMBZ	980 AM
Kennett	KMIS	1050 AM
Kirkville	KTUF	93.7 FM
Marceline	KDWD	99.1 FM
Marshall	KMMO	102.9 FM
Marshall	KMMO	1300 AM
Mexico	KXEO	1340 AM
Moberly	KWIX	1230 AM
Monett	KRMO	990 AM
Monroe City	KWBZ	107.5 FM
Nevada	KNEM	1240 AM
Nevada	KNMO	97.5 FM
Poplar Bluff	KLID	1340 AM
Rolla	KDAA	103.1 FM
Salem	KSMO	1340 AM
Sedalia	KSIS	1050 AM
Springfield	KBFL	96.9 FM
Springfield	KBFL	1060 AM
St. Louis	KTRS	550 AM
Sullivan	KTUI	102.1 FM
Trenton	KTTN	92.3 FM
Troy	KYRO	1280 AM
Versailles	KTKS	95.1 FM
West Plains	KSPQ	93.9 FM

THE RETURNING PIECES

- Missouri is returning only three letterwinners from a season ago in **Kaleb Brown**, **Kobe Brown** and **Ronnie DeGray III**.
- Mizzou's three players to feature on both this year's and last year's roster are the fewest in the SEC with Arkansas (four) the only other school with less than five.
- Kobe Brown led MU in scoring (12.5) and rebounding a year ago (7.6), while DeGray added 8.3 points and Kaleb Brown scored 24 total points.

WELCOME HOME

- After spending the last three years at Missouri State, senior **Isiah Mosley** has returned home.
- A native of Columbia, Mosley led Rock Bridge High School to a Class 5A state title in 2019.
- Mosley averaged 23.2 points and 6.9 rebounds with the Bruins en route to earning Mr. Show-Me Basketball honors.

20 POINTS & 50-40-90 CLUB

- Senior **Isiah Mosley** joined an elite club last season as just the third player in the last 20 years to average 20 points, while shooting 50-40-90.
- Mosley averaged 20.4 points at Missouri State in 2021-22 – making 50.4 percent of his attempts from the field, 42.7 percent from beyond the arc and 90.2 percent from the charity stripe.
- He joined Utah State's Jaycee Carroll (2007-08) and Nevada's Luke Babbitt (2009-10) as the only three players to accomplish the feat during the last 20 seasons.

TRANSFER RECRUITING RANKINGS

- With nine players and four starters departing from last year's roster, the Tigers had to hit the transfer portal to build its 2022-23 roster.
- Mizzou responded by compiling the No. 2 class in the nation among incoming transfers, according to EvanMiya.com.
- Senior **Isiah Mosley** highlighted the transfer newcomers and was a top-10 recruit from both CBS Sports (No. 4) and ESPN (No. 6).
- Noah Carter** (No. 34 ESPN) and **D'Moi Hodge** (No. 70 Stadium) were also top-100 transfers.
- Mosley and Hodge were both first-team all-conference selections at Missouri State and Cleveland State, respectively, while Carter was a second-team honoree at Northern Iowa.

CLEVELAND STATE CONNECTIONS

- Coach Gates brought some familiar faces with him from his time at Cleveland State.
- Fifth-year players **Ben Sternberg**, **Tre Gomillion** and **D'Moi Hodge** plus junior **Mabor Majak** all moved West with Gates.

- Gomillion (2020-21) and Hodge (2021-22) are the last two Horizon League Defensive Players of the Year, while Hodge was also a first-team all-conference selection last season.
- Additionally, six members of the current staff was also with Gates at Cleveland State – assistant coach **Dickey Nutt**, special assistant to the head coach **Ryan Sharbaugh**, chief of staff **Matt Cline**, director of operations **Chase Goldstein**, scouting coordinator **Dalon King** and player development coordinator **Perin Foote**.

ADDITIONAL TRANSFERS

- The Tigers also add two additional transfers with Division I experience.
- DeAndre Gholston** is a graduate transfer from Milwaukee who tallied 14.3 points per game last year in his second season with the Panthers.
- Graduate **Nick Honor** joins MU after spending the last three years at Clemson – averaging 7.7 points last season.

NO. 1 JUNIOR COLLEGE PLAYERS

- Mizzou can also take advantage of adding two of the best junior college players in the country this offseason.
- Mohamed Diarra** was named the No.1 rated JUCO recruit in the 2022 class by JUCOREcruiting.com.
- Diarra averaged 17.8 points, while leading the NJCAA with 12.6 rebounds at Garden City.
- Sean East II** was also named the 2022 NJCAA Player of the Year after averaging 20.9 points, 4.3 rebounds and 5.7 assists at John A. Logan.

TRUE FRESHMEN

- Mizzou completes its roster with the addition of two true freshmen in **Aidan Shaw** and **Jackson Francois**.
- Shaw was a four-star recruit and is the highest-ranked recruit by 247Sports.com for Mizzou since 2017.
- Shaw averaged 21.2 points with 11.1 rebounds and 3.5 blocks at Blue Valley High School.

EIGHT CORE VALUES

- One goal of Coach Gates in building a program is to instill eight core values in the student-athletes that they carry into the classroom, on the court and into the community.
- The eight core values are: friendship, love, accountability, trust, discipline, unselfishness, enthusiasm and toughness.

MIZZOU LANDS TOP-25 CLASS

- The Tigers signed a top-25 class nationally during the early signing period in November.
- Mizzou inked top-100 recruits in forward Jordan Butler, wing Trent Pierce and point guard Anthony Robinson II. Danny Stephens also joined the Tigers as a preferred walk-on.
- The Class of 2023 currently ranks No. 21 by 247Sports – the Tigers' top class since landing the No. 4 group in 2017.

MU SLATED 10TH IN SEC POLL

- Missouri is slated to finish 11th in the SEC this season, as voted on by the league's media.
- Kentucky was picked first in the preseason rankings, followed by Alabama, Arkansas, Tennessee and Auburn in the top five.

CLIMBING ATTENDANCE

- Through the first 10 home games of the 2022-23 campaign, Mizzou has averaged 9,648 fans.
- Overall attendance is currently up 28.3 percent from last season after 10 home games at Mizzou Arena.

VOICE OF THE TIGERS

- The Voice of the Tigers, **Mike Kelly** is in his 32nd season calling games for the Missouri men's basketball team.
- In fact, Kelly has called 983 games and is currently on target to call his 1,000th contest this season – just 17 games shy of the milestone.
- Kelly has also served as the school's football play-by-play announcer since 1994.

AP POLL

1. Purdue (60)	13-0	1524
2. Houston	14-1	1417
3. Kansas	12-1	1351
4. UConn (1)	14-1	1342
5. Arizona	13-1	1334
6. Texas	12-1	1185
7. Alabama	11-2	1132
8. Tennessee	11-2	1114
9. Gonzaga	12-3	1003
10. UCLA	13-2	993
11. Virginia	10-2	926
12. Miami	13-1	814
13. Arkansas	11-2	717
14. Wisconsin	10-2	639
15. Indiana	10-3	558
16. Duke	11-3	554
17. TCU	12-1	545
18. Xavier	12-3	531
19. Baylor	10-3	520
20. Missouri	12-1	329
21. New Mexico	14-0	290
22. Auburn	11-2	287
23. Charleston	14-1	116
24. Ohio State	10-3	114
25. Iowa State	10-2	94

RV: LSU (83), San Diego State (72), Mississippi State (62), Kentucky (53), Kansas State (41), Illinois (21), Marquette (20), Providence (14), Virginia Tech (7), Memphis (6), West Virginia (5), Michigan State (5), Saint Mary's (3), Florida Atlantic (3), Creighton (1).

USA TODAY COACHES POLL

1. Purdue (30)	13-0	798
2. Houston (2)	14-1	740
3. Kansas	12-1	720
4. Arizona	13-1	693
5. UConn	14-1	659
6. Texas	12-1	652
7. Alabama	11-2	560
8. UCLA	13-2	559
9. Tennessee	11-2	556
10. Gonzaga	12-3	510
11. Virginia	10-2	494
12. Miami	13-1	380
13. Arkansas	11-2	377
14. Duke	11-3	370
15. Wisconsin	10-2	326
16. Baylor	10-3	290
17. TCU	12-1	273
18. Xavier	12-3	246
19. Indiana	10-3	226
20. Auburn	11-2	131
21. Missouri	12-1	130
22. New Mexico	14-0	118
23. Ohio State	10-3	112
24. Illinois	9-4	65
25. Kentucky	9-4	62
Iowa State	10-2	62

RV: Mississippi State (47), Kansas State (38), LSU (35), Providence (30), West Virginia (28), Charleston (24), San Diego State (17), Marquette (14), Michigan State (14), Saint Mary's (12), Penn State (11), Maryland (9), Virginia Tech (6), Florida Atlantic (3), UAB (2), Texas Tech (1).

MIZZOU WEEK-BY-WEEK

	PRE	N14	N21	N28	D05	D12	D19	D26	J02	J09	J16	J23	J30	F06	F13	F20	F27	M06	M13	FINAL
AP Poll	--	--	--	RV	RV	--	--	RV	20											
Coaches	--	--	--	--	RV	--	--	RV	21											

MIZZOU vs AP TOP 25

Rank	Overall	Home	Away	Neutral	Streak	Last Win
#1	4-19	3-6	1-7	0-6	L10	96-94 vs. Kansas (2/4/97)
#2	1-15	0-6	0-7	1-2	L10	98-86 vs. Oklahoma (3/12/89)
#3	8-20	5-5	2-10	1-5	L2	89-88 at Baylor (1/21/12)
#4	7-20	5-10	1-6	1-4	L2	73-64 vs. Oklahoma (3/4/09)
#5	3-8	2-1	0-3	1-4	W1	63-60 vs. Florida (2/19/13)
Top Five	23-82	15-28	4-33	4-21	L9	63-60 vs. Florida (2/19/13)
#6	4-17	3-5	1-7	0-5	L1	73-64 at Tennessee (1/23/21)
#7	8-13	4-5	2-6	2-2	L4	72-68 vs. Kansas (3/6/05)
#8	7-10	6-2	1-5	0-3	L3	74-71 vs. Kansas (2/4/12)
#9	2-12	0-4	0-4	2-4	L3	78-77 vs. Iowa (11/21/01)
#10	5-6	3-0	1-3	1-3	W1	68-65 vs. Alabama (2/6/21)
No. 6-10	26-58	16-16	5-25	5-17	L3	73-64 at Tennessee (1/23/21)
#11	9-5	5-2	3-2	1-1	W1	85-73 vs. Auburn (2/15/20)
#12	5-7	2-1	1-2	2-4	L1	90-75 vs. Baylor (3/10/12)
#13	4-5	2-0	1-4	1-1	L1	72-69 at Oklahoma State (2/25/02)
#14	5-4	2-1	1-2	2-1	L2	83-67 vs. Ohio State (3/16/02)
#15	6-11	4-2	0-5	2-4	W1	92-86 vs. Alabama (1/8/22)
No. 11-15	29-32	15-6	6-15	8-11	W2	92-86 vs. Alabama (1/8/22)
#16	7-7	3-3	1-2	3-2	W1	93-71 vs. Illinois (12/22/22)
#17	6-10	4-5	0-3	2-2	L5	91-74 vs. Temple (12/2/88)
#18	4-12	2-4	1-7	1-1	L2	80-71 vs. UCLA (12/7/13)
#19	10-7	4-1	2-5	4-1	W1	89-75 vs. Kentucky (12/28/22)
#20	5-10	3-3	1-4	1-3	L2	92-53 vs. California (11/22/11)
No. 16-20	32-46	16-16	5-21	11-9	W2	89-75 vs. Kentucky (12/28/22)
#21	8-7	3-2	1-4	4-1	W1	83-75 vs. Oregon (12/2/20)
#22	4-6	1-2	2-3	1-1	L2	77-74 vs. Kansas State (2/2/08)
#23	5-8	2-2	0-4	3-2	L4	98-79 vs. Ole Miss (2/9/13)
#24	1-3	1-0	0-3	0-0	L3	81-79 vs. Oklahoma State (2/11/95)
#25	2-4	1-1	0-2	1-1	L1	78-74 vs. Illinois (12/22/11)
No. 21-24	20-28	8-7	3-16	9-5	L2	83-75 vs. Oregon (12/2/20)
OVERALL	130-246	70-73	23-110	37-63	W2	89-75 vs. Kentucky (12/28/22)

RANKED MEETINGS WITH ARKANSAS

Date	Winner	Loser	Location
12/15/54	#6 Missouri 77	Arkansas 58	Columbia, Mo.
11/28/80	#20 Arkansas 81	#11 Missouri 73	Anchorage, Alaska
12/28/88	#11 Missouri 83	Arkansas 78	Columbia, Mo.
12/13/89	#4 Missouri 89	#7 Arkansas 88	Fayetteville, Ark.
12/8/90	#3 Arkansas 95	Missouri 82	Columbia, Mo.
12/7/91	Missouri 82	#11 Arkansas 76	Fayetteville, Ark.
12/19/92	#12 Arkansas 73	Missouri 68	Columbia, Mo.
12/2/93	#2 Arkansas 120	Missouri 68	Fayetteville, Ark.
12/3/94	#4 Arkansas 94	Missouri 71	Columbia, Mo.
12/5/95	Arkansas 104	#11 Missouri 95	Fayetteville, Ark.
12/7/96	#22 Arkansas 80	Missouri 76	Columbia, Mo.
12/6/97	#18 Arkansas 75	Missouri 46	Fayetteville, Ark.
2/18/15	#18 Arkansas 84	Missouri 69	Fayetteville, Ark.
1/2/21	#12 Missouri 81	Arkansas 68	Fayetteville, Ark.
2/13/21	Arkansas 86	#10 Missouri	Columbia, Mo.
3/12/21	#8 Arkansas 70	Missouri 64	Nashville, Tenn.
2/15/22	#23 Arkansas 76	Missouri 57	Columbia, Mo.

Both Teams Ranked: Tied, 1-1
Only Mizzou Ranked: Missouri, 3-2
Only Arkansas Ranked: Arkansas, 9-1

Opponent	Score	1H	2H	OTs	FGM	FGA	PCT.	3PM	3PA	PCT.	FTM	FTA	PCT.	OFF	DEF	REB	PF	A	TO	STL	BLK
Missouri	W, 97-91	47	50	--	35	73	47.9	7	28	25.0	20	28	71.4	16	24	40	20	20	11	12	4
vs. Southern Indiana		31	60	--	29	60	48.3	15	30	50.0	18	24	75.0	11	24	35	24	15	22	7	5
Missouri	W, 92-85	43	49	--	28	61	45.9	16	35	45.7	20	26	76.9	12	17	29	13	20	9	15	0
vs. Penn		43	42	--	29	59	49.2	16	32	50.0	11	11	100.0	13	24	37	21	16	19	7	3
Missouri	W, 82-53	40	42	--	34	63	54.0	8	27	29.6	6	8	75.0	9	32	41	19	24	16	7	4
vs. Lindenwood		25	28	--	15	56	26.8	5	24	20.8	18	23	78.3	12	21	33	14	5	19	9	3
Missouri	W, 105-80	52	53	--	43	72	59.7	9	22	40.9	10	13	76.9	13	21	34	28	22	15	15	3
vs. SIU Edwardsville		31	49	--	23	58	39.7	4	21	19.0	30	35	85.7	17	18	35	15	9	21	6	1
Missouri	W, 83-62	40	43	--	32	64	50.0	10	30	33.3	9	10	90.0	9	23	32	17	21	13	16	8
vs. Mississippi Valley State		37	25	--	22	59	37.3	6	19	31.6	12	15	80.0	15	24	39	13	10	23	10	0
Missouri	W, 89-51	45	44	--	35	75	46.7	12	33	36.4	7	8	87.5	11	29	40	18	27	9	16	6
vs. Coastal Carolina		32	19	--	15	61	24.6	6	23	26.1	15	16	93.8	17	29	46	8	9	27	5	2
Missouri	W, 105-69	54	51	--	43	67	64.2	11	25	44.0	8	10	80.0	8	20	28	17	29	11	16	5
vs. Houston Christian		30	39	--	25	56	44.6	5	25	20.0	14	20	70.0	14	18	32	12	13	23	8	2
Missouri	W, 88-84	43	32	13	33	78	42.3	7	33	21.2	15	21	71.4	15	25	40	15	14	8	16	2
at Wichita State		36	39	9	33	61	54.1	12	29	41.4	6	14	42.9	7	34	41	21	19	20	3	4
Missouri	W, 96-89	50	46	--	34	61	55.7	11	27	40.7	17	23	73.9	8	21	29	16	17	14	14	1
vs. SE Missouri State		40	49	--	34	63	54.0	13	26	50.0	8	15	53.3	8	22	30	19	16	18	5	3
Missouri	L, 67-95	33	34	--	23	57	40.4	6	20	30.0	15	23	65.2	12	21	33	20	8	21	5	2
vs. Kansas		50	45	--	35	61	57.4	10	22	45.5	15	19	78.9	8	27	35	19	24	14	13	1
Missouri	W, 68-66	35	33	--	23	46	50.0	13	25	52.0	9	13	69.2	6	20	26	18	15	15	8	3
vs. UCF (Sunrise, Fla.)		36	30	--	22	52	42.3	13	28	46.4	9	15	60.0	10	19	29	12	17	15	10	3
Missouri	W, 93-71	51	42	--	35	59	59.3	10	20	50.0	13	18	72.2	9	19	28	20	23	10	13	2
vs. Illinois (St. Louis)		27	44	--	25	62	40.3	7	31	22.6	14	19	73.7	19	18	37	16	10	17	6	1
Missouri	W, 89-75	42	47	--	28	57	49.1	10	25	40.0	23	28	82.1	9	19	28	18	19	8	9	4
vs. Kentucky		30	45	--	26	56	46.4	8	23	34.8	15	24	62.5	14	23	37	21	15	14	5	1
Missouri																					
at Arkansas																					
Missouri																					
vs. Vanderbilt																					
Missouri																					
at Texas A&M																					
Missouri																					
at Florida																					
Missouri																					
vs. Arkansas																					
Missouri																					
vs. Alabama																					
Missouri																					
at Ole Miss																					
Missouri																					
vs. Iowa State																					
Missouri																					
vs. LSU																					
Missouri																					
at Mississippi State																					
Missouri																					
vs. South Carolina																					
Missouri																					
at Tennessee																					
Missouri																					
at Auburn																					
Missouri																					
vs. Texas A&M																					
Missouri																					
vs. Mississippi State																					
Missouri																					
at Georgia																					
Missouri																					
at LSU																					
Missouri																					
vs. Ole Miss																					

DATE	OPPONENT	RESULT	RECORD	SEC	HIGH POINTS	HIGH REBOUNDS	HIGH ASSISTS	ATTEND.
Nov. 7	SOUTHERN INDIANA	W, 97-91	1-0	--	Kobe Brown (20)	Kobe Brown (14)	East / Honor (5)	10,723
Nov. 11	PENN	W, 92-85	2-0	--	Noah Carter (28)	Noah Carter (8)	Tre Gomillion (5)	8,463
Nov. 13	LINDENWOOD	W, 82-53	3-0	--	Kobe Brown (15)	Kobe Brown (9)	Kobe Brown (7)	7,914
Nov. 15	SIU EDWARDSVILLE	W, 105-80	4-0	--	D'Moi Hodge (30)	D'Moi Hodge (7)	Sean East II (5)	8,241
Nov. 20	MISSISSIPPI VALLEY ST.	W, 83-62	5-0	--	Hodge / Mosley (18)	Kobe Brown / Shaw (6)	Nick Honor (6)	7,052
Nov. 23	COASTAL CAROLINA	W, 89-51	6-0	--	Isiah Mosley (23)	Kobe Brown (7)	D'Moi Hodge (7)	7,459
Nov. 26	HOUSTON CHRISTIAN	W, 105-69	7-0	--	DeAndre Gholston (22)	Six Players (3)	Cater / Gomillion (5)	7,610
Nov. 29	at Wichita State	W, 88-84	8-0	--	Noah Carter (20)	Noah Carter (8)	East / Hodge (4)	7,401
Dec. 4	SE MISSOURI STATE	W, 96-89	9-0	--	Kobe Brown (25)	Kobe Brown (8)	Sean East II (6)	8,873
Dec. 10	#6/6 KANSAS	L, 67-95	9-1	--	Hodge / Honor (15)	Carter / Hodge (7)	Nick Honor (5)	15,061
Dec. 17	vs. UCF	W, 68-66	10-1	--	Nick Honor (17)	Kobe Brown / DeGray (5)	Isiah Mosley (4)	6,897
Dec. 22	vs. #16/16 Illinois	W, 93-71	11-1	--	Kobe Brown (31)	Kobe Brown (5)	Kobe Brown (8)	18,452
Dec. 28	#19/17 KENTUCKY	W, 89-75	12-1	1-0	Kobe Brown (30)	Kobe Brown (6)	Nick Honor (7)	15,061
Jan. 4	at Arkansas							
Jan. 7	VANDERBILT							
Jan. 11	at Texas A&M							
Jan. 14	at Florida							
Jan. 18	ARKANSAS							
Jan. 21	ALABAMA							
Jan. 24	at Ole Miss							
Jan. 28	IOWA STATE							
Feb. 1	LSU							
Feb. 4	at Mississippi State							
Feb. 7	SOUTH CAROLINA							
Feb. 11	at Tennessee							
Feb. 14	at Auburn							
Feb. 18	TEXAS A&M							
Feb. 21	MISSISSIPPI STATE							
Feb. 25	at Georgia							
March 1	at LSU							
March 4	OLE MISS							

MISSOURI GAME LEADERS

Points	Rebounds	Assists
Kobe Brown 5	Kobe Brown 8	Sean East II 4
D'Moi Hodge..... 3	Noah Carter 4	Nick Honor 4
Noah Carter 2	D'Moi Hodge..... 3	Kobe Brown 2
Nick Honor..... 2	Ronnie DeGray..... 2	Tre Gomillion 2
Isiah Mosley..... 2	DeAndre Gholston..... 1	D'Moi Hodge..... 2
DeAndre Gholston 1	Tre Gomillion 1	Noah Carter 1
	Isiah Mosley..... 1	Isiah Mosley..... 1
	Aidan Shaw..... 1	

MISCELLANEOUS STATS

10+ Points

D'Moi Hodge..... 12	Sean East II 5
Kobe Brown 8	Tre Gomillion 3
DeAndre Gholston 7	Isiah Mosley..... 3
Nick Honor..... 7	Ronnie DeGray III..... 1
Noah Carter 5	

20+ Points

Kobe Brown 4	Sean East II 1
Noah Carter 2	DeAndre Gholston..... 1
D'Moi Hodge..... 2	Isiah Mosley..... 1

10+ Rebounds

Kobe Brown 1

Double-Doubles

Kobe Brown 1

5+ Assists

Nick Honor..... 4	Noah Carter 1
Sean East II 3	D'Moi Hodge..... 1
Kobe Brown 2	Isiah Mosley..... 1
Tre Gomillion 2	

TEAM HIGHS & LOWS

		MISSOURI		OPPONENT	
Points, 1st Half	High	54	vs. Houston Christian, 11/26	50	Kansas, 12/10
	Low	33	vs. Kansas, 12/10	25	Lindenwood, 11/13
Points, 2nd Half	High	53	vs. SIU Edwardsville, 11/15	60	Southern Indiana, 11/7
	Low	32	vs. Wichita State, 11/29	19	Coastal Carolina, 11/23
Total Points	High	105	2x (last: Houston Christian, 11/26)	95	Kansas, 12/10
	Low	67	vs. Kansas, 12/10	51	Coastal Carolina, 11/23
Field Goals Made	High	43	2x (last: Houston Christian, 11/26)	35	Kansas, 12/10
	Low	23	2x (last: UCF, 12/17)	15	2x (last: Coastal Carolina, 11/23)
Field Goals Attempted	High	78	vs. Wichita State, 11/29	63	Southeast Missouri State, 12/4
	Low	46	vs. UCF, 12/17	52	UCF, 12/17
Field Goal Pct.	High	64.2	vs. Houston Christian, 11/26	57.4	Kansas, 12/10 (35-61)
	Low	40.4	vs. Kansas, 12/10	24.6	Coastal Carolina, 11/23 (15-61)
3-Pointers Made	High	16	vs. Penn, 11/11	16	Penn, 11/11
	Low	6	vs. Kansas, 12/10	4	SIU Edwardsville, 11/15
3-Pointers Attempted	High	35	vs. Penn, 11/11	32	Penn, 11/11
	Low	20	2x (last vs. Illinois, 12/22)	19	Mississippi Valley State, 11/20
3-Point Pct.	High	52.0	vs. UCF, 12/17 (13-25)	50.0	3x (last: Southeast Missouri State, 12/4)
	Low	21.2	vs. Wichita State, 11/29 (7-33)	19.0	SIU Edwardsville, 11/15 (4-21)
Free Throws Made	High	23	vs. Kentucky, 12/28	30	SIU Edwardsville, 11/15
	Low	6	vs. Lindenwood, 11/13	6	Wichita State, 11/29
Free Throws Attempted	High	28	2x (last vs. Kentucky, 12/28)	35	SIU Edwardsville, 11/15
	Low	8	2x (last: Coastal Carolina, 11/23)	11	Penn, 11/11
Free Throws Pct.	High	90.0	vs. Mississippi Valley State, 11/20 (9-10)	100.0	Penn, 11/11 (11-11)
	Low	65.2	vs. Kansas, 12/10 (15-23)	42.9	Wichita State, 11/29 (6-14)
Offensive Rebounds	High	16	vs. Southern Indiana, 11/7	19	Illinois, 12/22
	Low	6	vs. UCF, 12/17	7	Wichita State, 11/29
Total Rebounds	High	41	vs. Lindenwood, 11/13	46	Coastal Carolina, 11/23
	Low	28	3x (last vs. Kentucky, 12/28)	29	UCF, 12/17
Rebound Margin	High	+8	vs. Lindenwood, 11/13	+9	2x (last: Kentucky, 12/28)
	Low	-9	2x (last vs. Kentucky, 12/28)	-8	Lindenwood, 11/13
Fouls	High	28	vs. SIU Edwardsville, 11/15	24	Southern Indiana, 11/7
	Low	13	vs. Penn, 11/11	8	Coastal Carolina, 11/23
Assists	High	29	vs. Houston Christian, 11/26	24	Kansas, 12/10
	Low	8	vs. Kansas, 12/10	5	Lindenwood, 11/13
Turnovers	High	21	vs. Kansas, 12/10	27	Coastal Carolina, 11/23
	Low	8	2x (last vs. Kentucky, 12/28)	14	2x (last: Kentucky, 12/28)
Steals	High	16	4x (last: Wichita State, 11/29)	13	Kansas, 12/10
	Low	5	vs. Kansas, 12/10	3	Wichita State, 11/29
Blocks	High	8	vs. Mississippi Valley State, 11/20	5	Southern Indiana, 11/7
	Low	0	vs. Penn, 11/11	0	Mississippi Valley State, 11/20

INDIVIDUAL HIGHS

	MISSOURI		OPPONENT	
Points	31	Kobe Brown, vs. Illinois, 12/22	27	Terry Collins, Mississippi Valley State, 11/20
Field Goals Made	11	D'Moi Hodge, vs. SIU Edwardsville, 11/15	10	2x (last: Phillip Russell, SE Missouri State, 12/4)
Field Goals Attempted	19	D'Moi Hodge, vs. SIU Edwardsville, 11/15	22	Terry Collins, Mississippi Valley State, 11/20
Field Goal Pct. (min 5 made)	83.3	2x (last: Kobe Brown & Tre Gomillion, vs. SIUE, 11/15)	81.8	KJ Adams, Jr., Kansas, 12/10 (9-11)
3-Pointers Made	6	Noah Carter, vs. Penn, 11/11	6	2x (last: Ithiel Horton, UCF, 12/17)
3-Pointers Attempted	11	D'Moi Hodge, vs. Wichita State, 11/29	13	2x (last: Carson Wallace, Kentucky, 12/28)
3-Point Pct. (min 3 made)	75.0	Kobe Brown, vs. Illinois, 12/22 (3-4)	62.5	Jelani Simmons, Southern Indiana, 11/7 (5-8)
Free Throws Made	8	Kobe Brown, vs. Illinois, 12/22	11	Oscar Tshiebwe, Kentucky, 12/28
Free Throws Attempted	8	5x (last: Kobe Brown & D. Gholston, vs. Kentucky, 12/28)	17	Oscar Tshiebwe, Kentucky, 12/28
Free Throws Pct. (min 5 made)	100.0	Kobe Brown, vs. Illinois, 12/22 (8-8)	100.0	Chris Childs, Lindenwood, 11/13 (9-9)
Offensive Rebounds	7	Noah Carter, vs. Penn, 11/11	9	Oscar Tshiebwe, Kentucky, 12/28
Total Rebounds	14	Kobe Brown, vs. Southern Indiana, 11/7	19	Oscar Tshiebwe, Kentucky, 12/28
Assists	8	Kobe Brown, vs. Illinois, 12/22	9	Dajuan Harris, Kansas, 12/10
Steals	6	D'Moi Hodge, vs. Mississippi Valley State, 11/20	6	Darius Johnson, UCF, 12/17
Blocks	3	Kobe Brown, vs. Mississippi Valley State, 11/20	3	2x (last: Craig Porter Jr., Wichita State, 11/29)



DENNIS GATES

@coachdgates

Whitten Family Men's Basketball Head Coach

The program's 20th head coach, Gates joined the Tigers in March 2022, following a three-year run as the head coach at Cleveland State. At Cleveland State he led the Vikings to two Horizon League Championships and back-to-back postseason appearances.

CLEVELAND STATE

Gates rebuilt the Vikings program, winning fifty games, earning a 39-19 (.672) mark over the past two seasons. CSU won two Horizon League regular-season titles (2020, 2021), the 2021 Horizon League Tournament Championship and berths in the NCAA Tournament (2021) and Postseason NIT (2022). The Vikings' trip to the 2021 NCAA Tournament was just the third in program history and the first since the 2009 campaign.

A native of Chicago, Gates was tabbed as the Horizon League Coach of the Year in 2019-20 and 2020-21. CSU broke the 20-win plateau in 2021-22, a first for the program since 2013-14.

During his three seasons in Cleveland, Gates mentored two Defensive Players of the Year, five all-conference honorees and five All-Defensive Team selections.

FLORIDA STATE

Gates, who has 17 years of Division I coaching experience, came to Cleveland State after eight seasons on Leonard Hamilton's staff at Florida State. Gates' tenure at Florida State mirrored the Seminoles rise to national prominence. With Gates on the staff, the Seminoles played in four NCAA Tournaments, advanced to the Elite Eight of the 2018 NCAA Tournament and advanced to the Sweet 16 in both 2012 and 2019.

He was instrumental in recruiting four straight Top-15 classes at Florida State, which produced five NBA Draft picks over four years – Jonathan Isaac (No. 9 selection in 2017), Malik Beasley (No. 19 in 2016), Mfiondu Kabengele (No. 27 in 2019), Dwayne Bacon (No. 40 in 2017) and Terance Mann (Nov. 48 in 2019). He helped recruit seven Top-100 players, overall, to the Seminoles during his tenure in Tallahassee.

EARLY COACHING POSITIONS

Before joining the staff at Florida State, Gates worked at Marquette, Cal, Northern Illinois and Nevada. During his coaching career, he has served on coaching staffs which have made 10 postseason appearances. Gates also worked as a skill development coach with the NBA's Los Angeles Clippers (2002-03).

PLAYING CAREER

A combo guard for the Cal Golden Bears, Gates served as a three-year captain, helping lead the team to three 20-win seasons. He played in 114 career games with 34 starting assignments, totaling 432 points, 140 rebounds, 148 assists and 100 steals.

Gates was a two-time Pac-10 First Team All-Academic Team selection during his tenure with the Bears, was named Cal's Most Inspirational Player in 2001 and was named the team's Outstanding Student-Athlete in 1999 and 2001. In addition, he was awarded the 2002 Pac-10 Medal of Honor, which is presented to the Pac-10 Universities Top Graduating Student-Athlete.

PERSONAL

BIRTHDAY

January 14

EDUCATION

California '01 (Bachelor's)
Sociology
Florida State '05 (Master's)
Adult Education and Human
Resource Development

WIFE

Jocelyn

CHILDREN

Avery, Duke and Denver

COACHING CAREER

2003-04	Marquette (Grad Asst)
2004-05	Florida State (Grad Asst)
2005-07	California (Assistant)
2007-09	Northern Illinois (Assistant)
2009-11	Nevada (Assistant)
2011-19	Florida State (Assistant)
2019-22	Cleveland St. (Head Coach)
2022-	Missouri (Head Coach)

HONORS

- 2019-20 Horizon League Coach of the Year
- 2020-21 Horizon League Coach of the Year
- 2020-21 HoopDirt.com Division I Coach of the Year

YEAR-BY-YEAR RECORD

CLEVELAND STATE

YEAR	RECORD	PCT.	HORIZON	PCT.	PLACE	NOTES
2019-20	11-21	34.4	7-11	88.8	t-7th	Earned first career win versus Edinboro, 79-54 (Nov. 9)
2020-21	19- 8	70.4	16- 4	80.0	1st	Horizon League Tournament Champions / NCAA Tournament First Round
2021-22	20-11	64.5	15- 6	71.4	1st	NIT First Round
CSU TOTALS	50-40	55.6	38-21	64.4		Two Horizon League Regular-Season Titles / One Horizon Tournament Title

MISSOURI

YEAR	RECORD	PCT.	SEC	PCT.	PLACE	NOTES
2022-23	12- 1	92.3	1-0	100.0	--	
MU TOTALS	12- 1	92.3	1-0	100.0		

CAREER 62-41 60.2 39-21 65.0



BIRTHDAY

CAREER AMBITIONS

POINTS

REBOUNDS

ASSISTS

BLOCKED SHOTS

STEALS

MINUTES

FIELD GOALS MADE

3-POINT FIELD GOALS MADE

FREE THROWS MADE

SEASON	CAREER
--------	--------

Led MU in Points	0	0
Led MU in Rebounds	0	0
Led MU in Assists	0	0
20+ Points	0	0
10+ Points	0	0
10+ Rebounds	0	0
5+ Assists	0	0
Double-Doubles	0	0

Season	GP-GS	Min/Avg	FG	FGA	FG%	3FG	3FGA	3P%	FTM	FTA	FT%	O	D	REB	AVG	PF	FO	AST	TO	BLK	STL	PTS	AVG
2022-23	5-0	19/3.8	1	5	20.0	0	2	0.0	0	0	0.0	2	2	4	0.8	2	0	2	2	2	1	2	0.4

- Named the No. 1 rated JUCO recruit in the Class of 2022 by JUCORecruiting.com.
- Averaged 17.8 points at Garden City, while leading the NJCAA with 12.6 rebounds.

[illegible]



1 KALEB BROWN

 @igb_kaleb

 @4low__

Guard | 6-7 | 250 | So. | Huntsville, Ala. | Lee HS

CAREER STATISTICS

Season	GP-GS	Min/Avg	FG	FGA	FG%	3FG	3FGA	3P%	FTM	FTA	FT%	O	D	REB	AVG	PF	FO	AST	TO	BLK	STL	PTS	AVG
2021-22	27-0	261/9.7	9	29	31.0	04	14	28.6	2	9	22.2	5	35	40	1.5	18	0	30	24	5	9	24	0.9
2022-23	6-0	54/9.1	3	7	42.9	0	4	0.0	0	0	0.0	1	2	3	0.5	4	0	3	5	1	4	6	1.0
TOTAL	33-0	316/9.6	12	36	33.3	4	18	22.2	2	9	22.2	6	37	43	1.3	22	0	33	29	6	13	30	0.9

2022-23 NOTES

- One of three Tigers returning from the 2021-22 roster.

PERSONAL

BIRTHDAY

May 13, 2003

CAREER AMBITIONS

Working in the field of neuroscience

SEASON & CAREER BESTS

POINTS

S: 4, vs. SIU Edwardsville, 11/15/22

C: 7, at Vanderbilt, 2/8/22

REBOUNDS

S: 1, 2x (last vs. Lindenwood, 11/13)

C: 6, at Texas A&M, 2/5/22

ASSISTS

S: 1, 2x (last vs. SIUE, 11/15/22)

C: 5, vs. LSU, 3/10/22

BLOCKED SHOTS

S: 1, vs. Houston Christian, 11/26/22

C: 1, 6x (last vs. HCU, 11/26/22)

STEALS

S: 2, vs. Coastal Carolina, 11/23/22

C: 2, 3x (last vs. Coastal Car., 11/23/22)

MINUTES

S: 14, vs. SIU Edwardsville, 11/15/22

C: 28, at Texas A&M, 2/5/22

FIELD GOALS MADE

S: 2, vs. SIU Edwardsville, 11/15/22

C: 2, 2x (last at Vanderbilt, 2/8/22)

3-POINT FIELD GOALS MADE

S: n/a

C: 2, at Vanderbilt, 2/8/22

FREE THROWS MADE

S: n/a


C: 1, 2x (last at Vanderbilt, 2/8/22)

MISCELLANEOUS

	SEASON	CAREER
Led MU in Points	0	0
Led MU in Rebounds	0	1
Led MU in Assists	0	4
20+ Points	0	0
10+ Points	0	0
10+ Rebounds	0	0
5+ Assists	0	1
Double-Doubles	0	0

2022-23 GAME-BY-GAME STATISTICS

Opponent	GS	Min	FG	FGA	3FG	3FGA	FT	FTA	OFF	DEF	REB	PF	AST	TO	STL	BLK	PTS
SOUTHERN INDIANA	10	0	1	0	1	0	0	1	0	0	1	1	0	2	1	0	0
PENN	9	0	1	0	1	0	0	0	0	0	0	0	1	1	0	0	0
LINDENWOOD	4	0	0	0	0	0	0	0	1	1	1	1	0	0	0	0	0
SIU EDWARDSVILLE	14	2	2	0	0	0	0	0	0	0	0	2	1	2	1	0	4
MISSISSIPPI VALLEY ST.																	
COASTAL CAROLINA	9	0	1	0	1	0	0	0	0	0	0	0	1	0	2	0	0
HOUSTON CHRISTIAN	8	1	2	0	1	0	0	0	1	1	1	0	0	0	0	1	2
at Wichita State																	
SE MISSOURI STATE																	
KANSAS																	
vs. UCF																	
vs. Illinois																	
KENTUCKY																	
at Arkansas																	
VANDERBILT																	
at Texas A&M																	
at Florida																	
ARKANSAS																	
ALABAMA																	
at Ole Miss																	
IOWA STATE																	
LSU																	
at Mississippi State																	
SOUTH CAROLINA																	
at Tennessee																	
at Auburn																	
TEXAS A&M																	
MISSISSIPPI STATE																	
at Georgia																	
at LSU																	
OLE MISS																	



2 TRE GOMILLION

@Tre_Gomillion

@tregomillion

Guard | 6-4 | 210 | Gr. | Augusta, Ga. | Cleveland State

CAREER STATISTICS

Season	GP-GS	Min/Avg	FG	FGA	FG%	3FG	3FGA	3P%	FTM	FTA	FT%	O	D	REB	AVG	PF	FO	AST	TO	BLK	STL	PTS	AVG
2019-20	32-32	874/27.3	94	202	46.5	8	30	26.7	65	87	74.7	42	110	152	4.8	99	6	57	45	8	35	261	8.2
2020-21	27-27	767/28.4	112	224	50.0	3	20	15.0	52	82	63.4	52	84	136	5.0	72	2	65	48	5	23	279	10.3
2021-22	31-31	886/28.6	125	240	52.1	18	45	40.0	56	83	67.5	45	100	145	4.7	96	5	91	64	8	36	324	10.5
2022-23	13- 3	247/19.0	30	56	53.6	4	11	36.4	10	16	62.5	16	25	41	3.2	27	0	30	13	3	14	74	5.7
TOTAL	103-93	2774/26.9	361	722	50.0	33	106	31.1	183	268	68.3	155	319	474	4.6	294	13	243	170	24	108	938	9.1

PERSONAL

BIRTHDAY

August 18, 2000

CAREER AMBITIONS

Coaching or sport performance training

SEASON & CAREER BESTS

POINTS

S: 12, vs. Southern Indiana, 11/7/22

C: 27, at Green Bay, 2/20/22

REBOUNDS

S: 5, 2x (last vs. Penn, 11/11/22)

C: 16, vs. Eastern Kentucky, 11/23/19

ASSISTS

S: 5, 2x (last vs. HCU, 11/26/22)

C: 9, 2x (last at Green Bay, 2/20/22)

BLOCKED SHOTS

S: 1, 3x (last vs. SIUE, 11/15/22)

C: 2, vs. Green Bay, 2/4/22

STEALS

S: 4, at Wichita State, 11/29/22

C: 4, 3x (last at Wichita St, 11/29/22)

MINUTES

S: 28, at Wichita State, 11/29/22

C: 54, vs. Purdue Fort Wayne, 3/2/21

FIELD GOALS MADE

S: 5, vs. SIU Edwardsville, 11/15/22

C: 11, 2x (last vs Green Bay, 2/20/22)

3-POINT FIELD GOALS MADE

S: 2, vs. Penn, 11/11/22

C: 3, 2x (last at Milwaukee, 2/18/22)

FREE THROWS MADE

S: 3, 2x (last vs. Penn, 11/11/22)

C: 11, vs. Eastern Kentucky, 11/23/19

MISCELLANEOUS

	SEASON	CAREER
Led MU in Points	0	0
Led MU in Rebounds	1	1
Led MU in Assists	2	2
20+ Points	0	5
10+ Points	3	41
10+ Rebounds	0	4
5+ Assists	2	11
Double-Doubles	0	3

CAREER HONORS

- 2022 All-Horizon League Third Team
- 2021 Horizon League Defensive Player of the Year
- Two-Time Horizon League All-Defensive Team

2022-23 NOTES

- Team captain.
- Just 62 points shy of reaching 1,000 for his career.
- One of four players that followed Coach Gates to Missouri from Cleveland State.
- Earned All-Horizon League and Defensive Player of the Year honors during his time with the Vikings.

2022-23 GAME-BY-GAME STATISTICS

Opponent	GS	Min	FG	FGA	3FG	3FGA	FT	FTA	OFF	DEF	REB	PF	AST	TO	STL	BLK	PTS
SOUTHERN INDIANA		19	4	8	1	1	3	4	3	2	5	3	3	0	1	1	12
PENN		26	3	6	2	2	3	5	2	3	5	1	5	1	3	0	11
LINDENWOOD		24	3	5	0	0	2	2	0	1	1	1	2	1	0	1	8
SIU EDWARDSVILLE		21	5	6	0	0	0	0	1	3	4	2	4	0	1	1	10
MISSISSIPPI VALLEY ST.		13	0	3	0	1	0	0	1	1	2	3	0	1	0	0	0
COASTAL CAROLINA		18	0	1	0	0	0	0	1	3	4	3	2	0	1	0	0
HOUSTON CHRISTIAN		18	3	4	0	0	0	0	2	1	3	3	5	0	0	0	6
at Wichita State		28	1	5	0	3	0	0	1	1	2	3	3	1	4	0	2
SE MISSOURI STATE		27	2	3	0	1	0	0	1	3	4	2	1	2	3	0	4
KANSAS		16	2	5	0	1	2	5	2	1	3	1	1	6	0	0	6
vs. UCF	*	10	0	1	0	1	0	0	0	1	1	1	0	0	0	0	0
vs. Illinois	*	11	4	5	0	0	0	0	1	2	3	2	2	1	0	0	8
KENTUCKY	*	20	3	4	1	1	0	0	1	3	4	2	2	0	1	0	7
at Arkansas																	
VANDERBILT																	
at Texas A&M																	
at Florida																	
ARKANSAS																	
ALABAMA																	
at Ole Miss																	
IOWA STATE																	
LSU																	
at Mississippi State																	
SOUTH CAROLINA																	
at Tennessee																	
at Auburn																	
TEXAS A&M																	
MISSISSIPPI STATE																	
at Georgia																	
at LSU																	
OLE MISS																	



4 DEANDRE GHOLSTON



@DreeGholston4



@dreegholston4

Guard | 6-5 | 215 | Gr. | Gary, Ind. | Milwaukee

CAREER STATISTICS

Season	GP-GS	Min/Avg	FG	FGA	FG%	3FG	3FGA	3P%	FTM	FTA	FT%	O	D	REB	AVG	PF	FO	AST	TO	BLK	STL	PTS	AVG
2020-21	22-22	729/33.1	127	289	43.9	46	123	37.4	69	86	80.2	12	102	114	5.2	35	0	30	43	7	25	369	16.8
2021-22	31-30	1008/32.5	154	427	36.1	56	175	32.0	80	102	78.4	20	116	136	4.4	67	0	65	66	5	24	444	14.3
2022-23	13-10	261/20.1	46	104	44.2	12	37	32.4	33	41	80.5	6	23	29	2.2	22	2	23	24	1	13	137	10.5
TOTAL	66-62	1997/30.3	327	820	39.9	114	335	34.0	182	229	79.5	38	241	279	4.2	124	2	118	133	13	62	950	14.4

2022-23 NOTES

- Scored 16 points (all in the second half) in Mizzou's win versus UCF, including the game-winning basket from nearly 40 feet out as time expired (Dec. 17).
- His game-winner over the Knights was the No. 2 Play of the Day on SportsCenter.
- Had his most-productive game of the season versus Houston Christian, scoring 22 points on just 10 field-goal attempts (Nov. 26).
- Just 50 points shy of reaching 1,000 for his career.

PERSONAL

BIRTHDAY

July 8, 2000

CAREER AMBITIONS

Coaching or sports analyst

SEASON & CAREER BESTS

POINTS

S: 22, vs. Houston Christian, 11/26/22

C: 31, at Wright State, 3/2/21

REBOUNDS

S: 5, at Wichita State, 11/29/22

C: 10, at Green Bay, 12/20/20

ASSISTS

S: 4, 2x (last vs. HCU, 11/26/22)

C: 6, at Youngstown State, 1/29/22

BLOCKED SHOTS

S: 1, vs. Coastal Carolina, 11/23/22

C: 2, 2x (last vs. Oakland, 2/20/21)

STEALS

S: 3, vs. Southern Indiana, 11/7/22

C: 4, 3x (last vs. St. Xavier, 12/23/21)

MINUTES

S: 24, vs. Illinois, 12/22/22

C: 48, vs. Oakland, 2/20/21

FIELD GOALS MADE

S: 6, 3x (last vs. Illinois, 12/22/22)

C: 10, 2x (last at Wright St, 12/30/21)

3-POINT FIELD GOALS MADE

S: 3, vs. Houston Christian, 11/26/22

C: 5, 2x (last vs. IUPUI, 1/15/22)

FREE THROWS MADE

S: 7, 2x (last vs. Kentucky, 12/28/22)

C: 9, at Wright State, 3/2/21

MISCELLANEOUS

SEASON CAREER

	SEASON	CAREER
Led MU in Points	1	1
Led MU in Rebounds	1	1
Led MU in Assists	0	0
20+ Points	1	16
10+ Points	7	52
10+ Rebounds	0	1
5+ Assists	0	5
Double-Doubles	0	1

2022-23 GAME-BY-GAME STATISTICS

Opponent	GS	Min	FG	FGA	3FG	3FGA	FT	FTA	OFF	DEF	REB	PF	AST	TO	STL	BLK	PTS
SOUTHERN INDIANA	*	22	4	10	1	3	2	4	1	0	1	0	2	0	3	0	11
PENN	*	15	2	7	0	3	0	0	0	4	4	0	2	1	0	0	4
LINDENWOOD	*	18	4	10	0	3	1	2	0	2	2	1	2	1	1	0	9
SIU EDWARDSVILLE	*	16	2	2	1	1	0	0	0	2	2	5	2	5	1	0	5
MISSISSIPPI VALLEY ST.	*	18	4	11	1	5	4	4	0	1	1	3	4	1	0	0	13
COASTAL CAROLINA	*	18	1	5	0	3	0	0	1	1	2	1	2	3	1	1	2
HOUSTON CHRISTIAN	*	22	6	10	3	5	7	7	0	3	3	0	4	2	2	0	22
at Wichita State	*	23	3	10	0	4	2	4	2	3	5	0	1	1	1	0	8
SE MISSOURI STATE	*	19	1	3	1	2	4	4	0	4	4	1	0	2	0	0	7
KANSAS	*	23	4	11	0	1	3	4	1	1	2	4	0	4	1	0	11
vs. UCF		23	6	10	2	3	2	2	1	1	2	2	0	2	2	0	16
vs. Illinois		24	6	9	2	3	1	2	0	1	1	5	3	1	1	0	15
KENTUCKY		19	2	5	1	1	7	8	0	0	0	0	1	1	0	0	12
at Arkansas																	
VANDERBILT																	
at Texas A&M																	
at Florida																	
ARKANSAS																	
ALABAMA																	
at Ole Miss																	
IOWA STATE																	
LSU																	
at Mississippi State																	
SOUTH CAROLINA																	
at Tennessee																	
at Auburn																	
TEXAS A&M																	
MISSISSIPPI STATE																	
at Georgia																	
at LSU																	
OLE MISS																	



5 D'MOI HODGE

 @Dmoi_VI

 @d_moi5

Guard | 6-4 | 180 | Gr. | Tortola, British Virgin Islands | Cleveland State

CAREER STATISTICS

Season	GP-GS	Min/Avg	FG	FGA	FG%	3FG	3FGA	3P%	FTM	FTA	FT%	O	D	REB	AVG	PF	FO	AST	TO	BLK	STL	PTS	AVG
2020-21	26-26	673/25.9	104	257	40.5	41	137	29.9	24	37	64.9	18	78	96	3.7	61	1	40	39	17	45	273	10.5
2021-22	31-31	885/28.6	174	360	48.3	61	181	33.7	71	94	75.5	25	72	97	3.1	82	3	43	44	24	68	480	15.5
2022-23	13-13	364/28.0	78	150	52.0	41	98	41.8	18	27	66.7	10	41	51	3.9	28	0	29	6	5	36	215	16.5
TOTAL	70-70	1922/27.5	356	767	46.4	143	416	34.4	113	158	71.5	53	191	244	3.5	171	4	112	89	46	149	968	13.8

CAREER HONORS

- SEC Player of the Week (Nov. 21, 2022)
- 2022 Horizon League Defensive Player of the Year
- 2022 All-Horizon League First Team
- 2022 Horizon League All-Defensive Team

2022-23 NOTES

- Ranks fourth nationally with 2.77 steals per game and is just the third Tiger in school history (first since 2006-07) with five steals in three-straight games (Nov. 20-26).
- Also ranks sixth in the SEC in scoring (16.5), fifth in field goal percentage (52.0), fourth in 3-point percentage (41.8) and second in 3-point field goals per game (3.15).
- His 16.5 points are the second-most by a MU first-year MU player during the shot-clock era.
- Named SEC Player of the Week on Nov. 21 after leading the team to wins over SIUE and Mississippi Valley State.
- Scored a season-high 30 points in Mizzou's win against SIU Edwardsville (Nov. 15).
- Registered a career-best six steals versus MVSU – the most by a Tiger in two years and tied for the eighth-most in school history (Nov. 20).
- Just 32 points shy of reaching 1,000 for his career.
- One of four players that followed Coach Gates to Missouri from Cleveland State.
- Earned All-Horizon League and Defensive Player of the Year honors last season with the Vikings.

2022-23 GAME-BY-GAME STATISTICS

Opponent	GS	Min	FG	FGA	3FG	3FGA	FT	FTA	OFF	DEF	REB	PF	AST	TO	STL	BLK	PTS
SOUTHERN INDIANA	*	21	4	9	2	7	1	2	1	2	3	3	1	2	1	1	11
PENN	*	31	5	12	3	9	4	5	1	1	2	0	1	0	3	0	17
LINDENWOOD	*	19	4	8	1	5	0	0	1	3	4	2	0	1	0	0	9
SIU EDWARDSVILLE	*	27	11	19	4	9	4	4	2	5	7	2	3	0	4	0	30
MISSISSIPPI VALLEY ST.	*	30	7	12	4	9	0	0	1	3	4	2	2	1	6	1	18
COASTAL CAROLINA	*	25	7	11	4	6	0	0	0	5	5	3	7	1	5	1	18
HOUSTON CHRISTIAN	*	22	5	9	3	6	0	0	0	3	3	3	3	0	5	0	13
at Wichita State	*	38	7	18	4	11	1	2	2	4	6	3	4	0	1	0	19
SE MISSOURI STATE	*	26	5	10	3	7	2	2	0	1	1	3	2	0	0	0	15
KANSAS	*	28	4	10	4	9	3	6	1	6	7	3	1	1	2	0	15
vs. UCF	*	31	5	7	3	5	2	3	0	4	4	1	3	0	3	0	15
vs. Illinois	*	30	8	13	4	9	0	2	1	2	3	1	0	0	4	1	20
KENTUCKY	*	31	6	12	2	6	1	1	0	2	2	2	2	0	2	1	15
at Arkansas																	
VANDERBILT																	
at Texas A&M																	
at Florida																	
ARKANSAS																	
ALABAMA																	
at Ole Miss																	
IOWA STATE																	
LSU																	
at Mississippi State																	
SOUTH CAROLINA																	
at Tennessee																	
at Auburn																	
TEXAS A&M																	
MISSISSIPPI STATE																	
at Georgia																	
at LSU																	
OLE MISS																	

PERSONAL

BIRTHDAY

December 20, 1998

CAREER AMBITIONS

Entrepreneurship

SEASON & CAREER BESTS

POINTS

S: 30, vs. SIU Edwardsville, 11/15/22
C: 46, at Purdue Fort Wayne, 12/20/20

REBOUNDS

S: 7, 2x (last vs. Kansas, 12/10/22)
C: 8, 2x (last vs. Oakland, 3/9/21)

ASSISTS

S: 7, vs. Coastal Carolina, 11/23/22
C: 7, vs. Coastal Carolina, 11/23/22

BLOCKED SHOTS

S: 1, 5x (last vs. Kentucky, 12/28/22)
C: 3, 3x (last vs. Wright State, 3/7/22)

STEALS

S: 6, vs. Miss. Valley State, 11/20/22
C: 6, vs. Miss. Valley State, 11/20/22

MINUTES

S: 38, at Wichita State, 11/29/22
C: 43, at Youngstown State, 1/9/22

FIELD GOALS MADE

S: 11, vs. SIU Edwardsville, 11/15/22
C: 15, at Purdue Fort Wayne, 12/20/20

3-POINT FIELD GOALS MADE

S: 4, 6x (last vs. Illinois, 12/22/22)
C: 10, at Purdue Fort Wayne, 12/20/20

FREE THROWS MADE

S: 4, 2x (last vs. SIUE, 11/15/22)
C: 9, at Xavier, 3/15/22

MISCELLANEOUS

	SEASON	CAREER
Led MU in Points	3	3
Led MU in Rebounds	3	3
Led MU in Assists	2	2
30+ Points	1	5
20+ Points	2	12
10+ Points	12	48
10+ Rebounds	0	0
5+ Assists	1	1
Double-Doubles	0	0



10 NICK HONOR

@NickHonor3

@nickhonor3

Point Guard | 5-10 | 200 | Gr. | Orlando, Fla. | Clemson

CAREER STATISTICS

Season	GP-GS	Min/Avg	FG	FGA	FG%	3FG	3FGA	3P%	FTM	FTA	FT%	O	D	REB	AVG	PF	FO	AST	TO	BLK	STL	PTS	AVG
2018-19	32-32	1154/36.1	174	467	37.3	70	211	33.2	71	87	81.6	18	58	76	2.4	60	0	95	54	0	28	489	15.3
2020-21	24-10	560/23.3	69	176	39.2	40	109	36.7	17	23	73.9	8	22	30	1.3	34	0	53	24	1	32	195	8.1
2021-22	33-25	839/25.4	90	228	39.5	37	114	32.5	38	42	90.5	9	36	45	1.4	43	1	79	31	2	28	255	7.7
2022-23	13-13	371/28.5	41	84	48.8	25	56	44.6	23	27	85.2	8	18	26	2.0	25	0	48	15	0	29	130	10.0
TOTAL	102-80	2924/28.7	374	955	39.2	172	490	35.1	149	179	83.2	43	134	177	1.7	162	1	275	124	3	117	1069	10.5

PERSONAL

BIRTHDAY

October 3, 1999

CAREER AMBITIONS

Coach basketball

SEASON & CAREER BESTS

POINTS

S: 17, vs. UCF, 12/17/22

C: 30, vs. Rutgers, 12/8/18

REBOUNDS

S: 5, 2x (last vs. Coastal Car., 11/23/22)

C: 6, vs. George Washington, 3/6/19

ASSISTS

S: 7, vs. Kentucky, 12/28/22

C: 7, 3x (last vs. Kentucky, 12/28/22)

BLOCKED SHOTS

S: n/a

C: 1, 3x (last at NC State, 1/8/22)

STEALS

S: 4, 2x (last vs. SE Missouri St, 12/4/22)

C: 5, vs. Wofford, 11/12/21

MINUTES

S: 36, vs. SE Missouri State, 12/4/22

C: 45, at Rhode Island, 2/16/19

FIELD GOALS MADE

S: 6, 2x (last vs. UCF, 12/17/22)

C: 10, vs. Rutgers, 12/8/18

3-POINT FIELD GOALS MADE

S: 5, vs. UCF, 12/17/22

C: 6, at St. Bonaventure, 1/12/19

FREE THROWS MADE

S: 7, vs. Southern Indiana, 11/7/22

C: 7, 2x (last vs. S Indiana, 11/7/22)

MISCELLANEOUS

	SEASON	CAREER
Led MU in Points	2	2
Led MU in Rebounds	0	0
Led MU in Assists	4	4
20+ Points	0	6
10+ Points	7	56
10+ Rebounds	0	0
5+ Assists	4	17
Double-Doubles	0	0

CAREER HONORS

- 2022 Orange Bowl Basketball Classic MVP
- 2019 Atlantic 10 All-Rookie Team

2022-23 NOTES

- Team captain.
- Leads the Tigers with 3.7 assists per game, while ranking second with 2.23 steals per game.
- Places 14th nationally in assist-to-turnover ratio (3.20) and 38th in steals per game.
- Matched his career high with seven assists, with zero turnovers, in Mizzou's most-recent win versus No. 19 Kentucky (Dec. 28).
- Also ranks 14th nationally in offensive rating (134.1).
- Named Orange Bowl Basketball Classic MVP after leading Mizzou with a season-best 17 points in a two-point win versus UCF (Dec. 17).
- Recorded his 1,000th career point against Coastal Carolina (Nov. 23).

2022-23 GAME-BY-GAME STATISTICS

Opponent	GS	Min	FG	FGA	3FG	3FGA	FT	FTA	OFF	DEF	REB	PF	AST	TO	STL	BLK	PTS
SOUTHERN INDIANA	*	23	1	5	1	4	7	8	0	2	2	3	5	1	2	0	10
PENN	*	33	4	8	3	6	5	6	0	1	1	2	4	1	3	0	16
LINDENWOOD	*	25	3	10	3	8	2	2	2	3	5	3	4	1	1	0	11
SIU EDWARDSVILLE	*	21	3	4	1	2	0	0	1	1	2	1	1	1	2	0	7
MISSISSIPPI VALLEY ST.	*	25	4	5	2	3	0	0	1	1	2	0	6	0	3	0	10
COASTAL CAROLINA	*	21	3	8	3	6	0	0	2	3	5	2	2	0	2	0	9
HOUSTON CHRISTIAN	*	21	3	3	2	2	0	0	0	1	1	1	4	1	2	0	8
at Wichita State	*	35	2	8	1	6	3	4	1	1	2	1	1	2	4	0	8
SE MISSOURI STATE	*	36	4	8	3	6	0	1	0	0	0	1	2	2	4	0	11
KANSAS	*	32	6	8	1	2	2	2	0	0	0	2	5	3	1	0	15
vs. UCF	*	34	6	9	5	8	0	0	0	2	2	4	3	2	1	0	17
vs. Illinois	*	30	2	5	0	1	0	0	0	2	2	3	4	1	2	0	4
KENTUCKY	*	35	0	3	0	2	4	4	1	1	2	2	7	0	2	0	4
at Arkansas																	
VANDERBILT																	
at Texas A&M																	
at Florida																	
ARKANSAS																	
ALABAMA																	
at Ole Miss																	
IOWA STATE																	
LSU																	
at Mississippi State																	
SOUTH CAROLINA																	
at Tennessee																	
at Auburn																	
TEXAS A&M																	
MISSISSIPPI STATE																	
at Georgia																	
at LSU																	
OLE MISS																	



11 ISIAIH MOSLEY

@Isiahletrellm1
 @isiaihmosley

Guard | 6-5 | 205 | Sr. | Columbia, Mo. | Missouri State

CAREER STATISTICS

Season	GP-GS	Min/Avg	FG	FGA	FG%	3FG	3FGA	3P%	FTM	FTA	FT%	O	D	REB	AVG	PF	FO	AST	TO	BLK	STL	PTS	AVG
2019-20	32-10	700/21.9	103	218	47.2	29	72	40.3	32	37	86.5	21	93	114	3.6	57	0	35	40	8	19	267	8.3
2020-21	24-24	810/33.7	168	333	50.5	34	88	38.6	105	124	84.7	14	136	150	6.3	55	0	74	82	3	25	475	19.8
2021-22	34-32	1072/31.5	251	498	50.4	70	164	42.7	120	133	90.2	34	178	212	6.2	69	0	78	92	6	40	692	20.4
2022-23	8-0	135/16.9	28	59	47.5	5	20	25.0	2	4	50.0	6	11	17	2.1	13	0	24	19	3	9	63	7.9
TOTAL	98-66	2717/27.7	550	1108	49.6	138	344	40.1	259	298	86.9	75	418	493	5.0	194	0	211	233	20	93	1497	15.3

PERSONAL

BIRTHDAY

May 3, 2000

CAREER AMBITIONS

Therapist

SEASON & CAREER BESTS

POINTS

S: 23, vs. Coastal Carolina, 11/23/22

C: 43, vs. Northern Iowa, 1/8/22

REBOUNDS

S: 4, vs. Lindenwood, 11/13/22

C: 12, 2x (last at Indiana St., 1/25/22)

ASSISTS

S: 5, vs. Lindenwood, 11/13/22

C: 7, 2x (last vs. Bradley, 2/13/21)

BLOCKED SHOTS

S: 2, vs. Miss. Valley State, 11/20/22

C: 2, 2x (last vs. MVSU, 11/20/22)

STEALS

S: 2, 3x (last vs. Coastal Car., 11/23/22)

C: 4, vs. Illinois State, 2/5/20

MINUTES

S: 23, vs. SIU Edwardsville, 11/15/22

C: 45, vs. Drake, 3/5/22

FIELD GOALS MADE

S: 10, vs. Coastal Carolina, 11/23/22

C: 16, vs. Northern Iowa, 1/8/22

3-POINT FIELD GOALS MADE

S: 3, vs. Coastal Carolina, 11/23/22

C: 6, vs. Central Arkansas, 12/18/21

FREE THROWS MADE

S: 2, vs. Miss. Valley State, 11/20/22

C: 12, vs. Indiana State, 1/3/21

MISCELLANEOUS

	SEASON	CAREER
Led MU in Points	2	2
Led MU in Rebounds	1	1
Led MU in Assists	1	1
40+ Points	0	2
30+ Points	0	6
20+ Points	1	36
10+ Points	3	65
10+ Rebounds	0	9
5+ Assists	1	10
Double-Doubles	0	8

CAREER HONORS

- 2022-23 Jerry West Award Watch List
- Two-Time NABC All-District First Team (2020-21, 2021-22)
- Two-Time All-Missouri Valley Conference First Team (2020-21, 2021-22)
- 2020-21 Missouri Valley Conference Most Improved Player
- 2022 MVC All-Tournament Team

2022-23 NOTES

- Tallied a season-high 23 points versus Coastal Carolina (Nov. 23).
- One of 20 players selected to the Jerry West Award Watch List in the preseason, award to the nation's top shooting guard.
- During the 2021-22 campaign, became just the third player nationally in the last 20 seasons to average 20 points, while shooting 50 percent from the field, 40 percent from 3-point range and 90 percent from the free-throw line.

2022-23 GAME-BY-GAME STATISTICS

Opponent	GS	Min	FG	FGA	3FG	3FGA	FT	FTA	OFF	DEF	REB	PF	AST	TO	STL	BLK	PTS
SOUTHERN INDIANA	16	2	7	0	3		0	0	1	1	2	0	2	2	2	0	4
PENN																	
LINDENWOOD	14	2	2	0	0		0	0	2	2	4	2	5	4	1	0	4
SIU EDWARDSVILLE	23	5	11	0	1		0	1	1	2	3	2	3	2	2	1	10
MISSISSIPPI VALLEY ST.	20	7	14	2	5		2	2	1	0	1	3	2	5	0	2	18
COASTAL CAROLINA	22	10	15	3	6		0	0	0	2	2	2	4	3	2	0	23
HOUSTON CHRISTIAN	23	2	4	0	2		0	1	1	2	3	2	3	1	1	0	4
at Wichita State																	
SE MISSOURI STATE	6	0	2	0	1		0	0	0	2	2	0	1	0	0	0	0
KANSAS																	
vs. UCF	10	0	4	0	2		0	0	0	0	0	2	4	2	1	0	0
vs. Illinois																	
KENTUCKY																	
at Arkansas																	
VANDERBILT																	
at Texas A&M																	
at Florida																	
ARKANSAS																	
ALABAMA																	
at Ole Miss																	
IOWA STATE																	
LSU																	
at Mississippi State																	
SOUTH CAROLINA																	
at Tennessee																	
at Auburn																	
TEXAS A&M																	
MISSISSIPPI STATE																	
at Georgia																	
at LSU																	
OLE MISS																	



13 RONNIE DEGRAY III

 @Ronnie_DeGray23

 @ronnie.degray

Guard | 6-6 | 225 | Jr. | Parker, Colo. | Massachusetts

CAREER STATISTICS

Season	GP-GS	Min/Avg	FG	FGA	FG%	3FG	3FGA	3P%	FTM	FTA	FT%	O	D	REB	AVG	PF	FO	AST	TO	BLK	STL	PTS	AVG
2020-21	15-14	409/27.3	51	94	54.3	10	27	37.0	19	31	61.3	20	49	69	4.6	35	2	21	22	4	5	131	8.7
2021-22	33- 4	837/25.4	93	208	44.7	23	81	28.4	64	84	76.2	65	86	151	4.6	76	0	33	37	22	29	273	8.3
2022-23	11- 3	124/11.3	10	22	45.5	2	7	28.6	6	8	75.0	13	10	23	2.1	10	0	4	4	7	7	28	2.5
TOTAL	59-21	1371/23.2	154	324	47.5	35	115	30.4	89	123	72.4	98	145	243	4.1	121	2	58	63	33	41	432	7.3

2022-23 NOTES

- One of three Tigers returning from the 2021-22 roster.
- Started the last three games – all Mizzou wins – averaging 26.0 minutes with 5.0 points, 3.3 rebounds and 1.7 blocks.
- Overall, has played in 118 minutes with 26 points and 22 boards during the last eight games – appeared in just seven combined minutes in the seasons first five games.

PERSONAL

BIRTHDAY

December 20, 2000

CAREER AMBITIONS

Work in the front office of an NBA office

SEASON & CAREER BESTS

POINTS

S: 10, vs. Illinois, 12/22/22

C: 21, vs. Rhode Island

REBOUNDS

S: 5, vs. UCF, 12/17/22

C: 12, vs. Central Michigan, 11/9/21

ASSISTS

S: 2, vs. Kentucky, 12/28/22

C: 5, vs. La Salle, 1/9/21

BLOCKED SHOTS

S: 2, 2x (last vs. Kentucky, 12/28/22)

C: 3, 3x (last vs. SMU, 11/21/21)

STEALS

S: 2, vs. Houston Christian, 11/26/22

C: 3, 2x (last at Vanderbilt, 2/8/22)

MINUTES

S: 33, vs. Illinois, 12/22/22

C: 43, vs. George Mason, 12/30/20

FIELD GOALS MADE

S: 3, vs. Illinois, 12/22/22

C: 8, vs. Saint Joseph's, 3/4/21

3-POINT FIELD GOALS MADE

S: 1, 2x (last vs. Illinois, 12/22/22)

C: 3, vs. Ole Miss, 3/9/22

FREE THROWS MADE

S: 3, 2x (last vs. Illinois, 12/22/22)

C: 6, 3x (last vs. SMU, 11/21/21)

MISCELLANEOUS

	SEASON	CAREER
Led MU in Points	0	3
Led MU in Rebounds	2	4
Led MU in Assists	0	1
20+ Points	0	1
10+ Points	1	18
10+ Rebounds	0	2
5+ Assists	0	1
Double-Doubles	0	1

2022-23 GAME-BY-GAME STATISTICS

Opponent	GS	Min	FG	FGA	3FG	3FGA	FT	FTA	OFF	DEF	REB	PF	AST	TO	STL	BLK	PTS
SOUTHERN INDIANA	2		0	0	0	0	0	0	0	0	0	0	0	0	0	0	0
PENN	Did Not Play																
LINDENWOOD	Did Not Play																
SIU EDWARDSVILLE	3	1	1		0	0	0	0	1	0	1	1	0	0	0	0	2
MISSISSIPPI VALLEY ST.	2		0	0	0	0	0	0	0	0	0	0	0	0	0	0	0
COASTAL CAROLINA	8	2	3	1	2	0	0	2	2	4	1	0	0	1	0	5	
HOUSTON CHRISTIAN	10	1	2	0	0	0	0	2	1	3	0	0	0	2	1	2	
at Wichita State	12	2	4	0	2	0	0	2	0	2	0	0	0	1	1	4	
SE MISSOURI STATE	1	0	0	0	0	0	0	0	0	0	0	0	0	0	0	0	
KANSAS	9	0	2	0	0	0	0	2	1	3	0	0	0	0	0	0	
vs. UCF	*	28	1	3	0	0	3	4	3	2	5	2	1	1	1	2	5
vs. Illinois	*	33	3	6	1	2	3	4	0	4	4	2	1	2	1	1	10
KENTUCKY	*	17	0	1	0	1	0	0	1	0	1	4	2	1	1	2	0
at Arkansas																	
VANDERBILT																	
at Texas A&M																	
at Florida																	
ARKANSAS																	
ALABAMA																	
at Ole Miss																	
IOWA STATE																	
LSU																	
at Mississippi State																	
SOUTH CAROLINA																	
at Tennessee																	
at Auburn																	
TEXAS A&M																	
MISSISSIPPI STATE																	
at Georgia																	
at LSU																	
OLE MISS																	



23 AIDAN SHAW

@TheAidanShaw

@aidanxshaw

Forward | 6-8 | 195 | Fr. | Overland Park, Kan. | Blue Valley HS

CAREER STATISTICS

Season	GP-GS	Min/Avg	FG	FGA	FG%	3FG	3FGA	3P%	FTM	FTA	FT%	O	D	REB	AVG	PF	FO	AST	TO	BLK	STL	PTS	AVG
2022-23	13-0	157/12.1	19	34	55.9	2	9	22.2	5	7	71.4	8	20	28	2.2	18	0	1	5	7	2	45	3.5

2022-23 NOTES

- Only true freshman scholarship player on Missouri's roster.
- Scored nine points in his first collegiate game – the most by a Mizzou freshman since current teammate Kobe Brown also had nine in 2019.
- Mizzou's highest-ranked recruit by 247Sports.com since 2017.

PERSONAL

BIRTHDAY

September 17, 2003

CAREER AMBITIONS

Architecture and design homes

CAREER BESTS

POINTS

9, vs. Southern Indiana, 11/7/22

REBOUNDS

6, vs. Miss. Valley State, 11/20/22

ASSISTS

1, vs. Houston Christian, 11/26/22

BLOCKED SHOTS

2, 2x (last vs. HCU, 11/26/22)

STEALS

1, 2x (last vs. Kansas, 12/10/22)

MINUTES

22, vs. Kansas, 12/10/22

FIELD GOALS MADE

4, vs. Southern Indiana, 11/7/22

3-POINT FIELD GOALS MADE

1, 2x (last vs. MVSU, 11/20/22)

FREE THROWS MADE

2, 2x (last vs. MVSU, 11/20/22)

MISCELLANEOUS

	SEASON	CAREER
Led MU in Points	0	0
Led MU in Rebounds	1	1
Led MU in Assists	0	0
20+ Points	0	0
10+ Points	0	0
10+ Rebounds	0	0
5+ Assists	0	0
Double-Doubles	0	0

2022-23 GAME-BY-GAME STATISTICS

Opponent	GS	Min	FG	FGA	3FG	3FGA	FT	FTA	OFF	DEF	REB	PF	AST	TO	STL	BLK	PTS
SOUTHERN INDIANA	12	4	5	1	2	0	0	0	2	2	2	1	0	0	0	0	9
PENN	18	1	1	0	0	0	0	1	2	3	1	0	0	0	0	0	2
LINDENWOOD	18	3	6	0	1	1	2	0	4	4	3	0	1	0	1	1	7
SIU EDWARDSVILLE	14	0	2	0	1	2	2	2	1	3	2	0	0	0	0	0	2
MISSISSIPPI VALLEY ST.	21	2	2	1	1	2	2	1	5	6	2	0	3	0	2	7	7
COASTAL CAROLINA	12	2	3	0	1	0	0	1	1	2	1	0	0	0	1	4	4
HOUSTON CHRISTIAN	11	2	3	0	0	0	0	0	2	2	1	1	1	1	0	2	4
at Wichita State	9	2	2	0	0	0	0	2	2	4	0	0	0	1	0	4	4
SE MISSOURI STATE	6	2	4	0	1	0	1	0	1	1	2	0	0	0	0	0	4
KANSAS	22	1	3	0	1	0	0	0	0	0	0	1	0	0	1	1	2
vs. UCF	3	0	0	0	0	0	0	0	0	0	0	1	0	0	0	0	0
vs. Illinois	4	0	0	0	0	0	0	0	0	0	0	1	0	0	0	0	0
KENTUCKY	8	0	3	0	1	0	0	1	0	1	2	0	0	0	0	0	0
at Arkansas																	
VANDERBILT																	
at Texas A&M																	
at Florida																	
ARKANSAS																	
ALABAMA																	
at Ole Miss																	
IOWA STATE																	
LSU																	
at Mississippi State																	
SOUTH CAROLINA																	
at Tennessee																	
at Auburn																	
TEXAS A&M																	
MISSISSIPPI STATE																	
at Georgia																	
at LSU																	
OLE MISS																	



24 KOBE BROWN

@TheKobe24Brown
 @TheKobe24Brown

Guard/Forward | 6-8 | 250 | Sr. | Huntsville, Ala. | Lee HS

CAREER STATISTICS

Season	GP-GS	Min/Avg	FG	FGA	FG%	3FG	3FGA	3P%	FTM	FTA	FT%	O	D	REB	AVG	PF	FO	AST	TO	BLK	STL	PTS	AVG
2019-20	30-26	544/18.1	63	157	40.1	19	75	25.3	29	39	74.4	32	80	112	3.7	59	0	16	39	11	29	174	5.8
2021-21	26-26	553/21.3	81	172	47.1	16	64	25.0	31	57	54.4	46	116	162	6.2	72	2	22	34	10	15	209	8.0
2021-22	33-33	988/29.9	149	310	48.1	14	68	20.6	101	127	79.5	70	181	251	7.6	101	1	81	77	28	40	413	12.5
2022-23	13-13	331/25.5	77	127	60.6	16	35	45.7	33	41	80.5	24	50	74	5.7	29	0	35	25	8	17	203	15.6
TOTAL	102-98	2416/23.7	370	766	48.3	65	242	26.9	194	264	73.5	172	427	599	5.9	261	3	154	175	57	101	999	9.8

CAREER HONORS

- Lute Olson Award National Player of the Week (Dec. 26, 2022)
- Two-Time SEC Player of the Week (Jan. 10, 2022; Dec. 27, 2022)
- 2022-23 Preseason All-SEC First Team
- 2021-22 All-SEC Second Team

2022-23 NOTES

- Team captain.
- First Tiger in five seasons to be named to the preseason All-SEC First Team.
- Ranks second on the team in scoring (15.6), while leading MU with 5.7 rebounds.
- Only player in the nation shooting 60 percent from the field and 40 percent from 3-point range.
- Places 27th overall in field goal percentage at 60.6 – 14.7 percent increase from his first three seasons on campus. Has also increased his 3-point percentage from 23.7 his first three years to 45.7 percent this year (22.0 percent increase).
- Became just the third Division I player in the last 25 years to record back-to-back 30-point games in wins over ranked teams. Scored a Mizzou Braggin-Rights record with 31 points against No. 16 Illinois (Dec. 22) with 30 points versus No. 19 Kentucky (Dec. 28).
- Earned National and SEC Player of the Week honors after the Illinois victory, where he also added a career-best eight assists to become the first Tiger with at least 30 points and eight assists in a game in 22 seasons.
- Started the last 82 games for Mizzou.
- Just one point shy of reaching 1,000 for his career.

2022-23 GAME-BY-GAME STATISTICS

Opponent	GS	Min	FG	FGA	3FG	3FGA	FT	FTA	OFF	DEF	REB	PF	AST	TO	STL	BLK	PTS
SOUTHERN INDIANA	*	29	9	14	0	2	2	3	5	9	14	3	2	2	0	1	20
PENN	*	20	3	5	2	3	0	0	0	0	0	2	3	2	2	0	8
LINDENWOOD	*	29	7	10	1	3	0	0	4	5	9	2	7	1	3	1	15
SIU EDWARDSVILLE	*	8	5	6	1	2	1	2	1	1	2	2	1	1	1	1	12
MISSISSIPPI VALLEY ST.	*	32	4	7	0	1	1	2	2	4	6	1	3	1	1	3	9
COASTAL CAROLINA	*	23	5	11	0	1	7	8	3	4	7	1	3	1	0	2	17
HOUSTON CHRISTIAN	*	18	9	12	1	3	0	0	0	2	2	3	0	0	0	0	19
at Wichita State	*	19	3	7	0	1	0	0	0	4	4	3	0	2	1	0	6
SE MISSOURI STATE	*	34	9	12	2	3	5	6	3	5	8	3	4	3	3	0	25
KANSAS	*	20	1	5	0	1	2	2	2	4	6	3	0	3	0	0	4
vs. UCF	*	26	3	6	2	3	1	2	0	5	5	1	2	4	0	0	9
vs. Illinois	*	37	10	15	3	4	8	8	4	1	5	2	8	3	4	0	31
KENTUCKY	*	35	10	18	4	8	6	8	0	6	6	3	2	2	2	0	30
at Arkansas																	
VANDERBILT																	
at Texas A&M																	
at Florida																	
ARKANSAS																	
ALABAMA																	
at Ole Miss																	
IOWA STATE																	
LSU																	
at Mississippi State																	
SOUTH CAROLINA																	
at Tennessee																	
at Auburn																	
TEXAS A&M																	
MISSISSIPPI STATE																	
at Georgia																	
at LSU																	
OLE MISS																	

PERSONAL

BIRTHDAY

January 1, 2000

CAREER AMBITIONS

Working in the field of psychology

SEASON & CAREER BESTS

POINTS

S: 31, vs. Illinois, 12/22/22

C: 31, vs. Illinois, 12/22/22

REBOUNDS

S: 14, vs. Southern Indiana, 11/7/22

C: 23, vs. Paul Quinn, 11/29/21

ASSISTS

S: 8, vs. Illinois, 12/22/22

C: 8, vs. Illinois, 12/22/22

BLOCKED SHOTS

S: 3, vs. Miss. Valley State, 11/20/22

C: 4, vs. Northern Illinois, 11/18/21

STEALS

S: 4, vs. Illinois, 12/22/22

C: 5, vs. Eastern Illinois, 12/7/21

MINUTES

S: 37, vs. Illinois, 12/22/22

C: 38, at Texas A&M, 2/5/22

FIELD GOALS MADE

S: 10, 2x (last vs. Kentucky, 12/28/22)

C: 10, 2x (last vs. Kentucky, 12/28/22)

3-POINT FIELD GOALS MADE

S: 4, vs. Kentucky, 12/28/22

C: 4, vs. Kentucky, 12/28/22

FREE THROWS MADE

S: 8, vs. Illinois, 12/22/22

C: 11, 2x (last at Texas A&M, 2/5/22)

MISCELLANEOUS

SEASON CAREER

Led MU in Points	5	18
Led MU in Rebounds	8	40
Led MU in Assists	2	14
30+ Points	2	3
20+ Points	4	11
10+ Points	8	38
10+ Rebounds	1	11
5+ Assists	2	5
Double-Doubles	1	8



35 NOAH CARTER

@noah3carter

@noah3carter

Forward | 6-6 | 235 | Sr. | Dubuque, Iowa | Northern Iowa

CAREER STATISTICS

Season	GP-GS	Min/Avg	FG	FGA	FG%	3FG	3FGA	3P%	FTM	FTA	FT%	O	D	REB	AVG	PF	FO	AST	TO	BLK	STL	PTS	AVG
2019-20	27- 0	222/8.2	43	78	55.1	20	49	40.8	9	11	81.8	11	35	46	1.7	14	0	4	8	2	4	115	4.3
2020-21	25-14	685/27.4	101	213	47.4	34	109	31.2	45	58	77.6	27	115	142	5.7	46	0	26	32	11	19	281	11.2
2021-22	32-21	853/26.7	170	353	48.2	40	134	29.9	100	126	79.4	19	113	132	4.1	65	0	58	44	12	19	480	15.0
2022-23	13-10	263/20.2	50	97	51.5	17	47	36.2	21	30	70.0	23	40	63	4.8	31	0	21	17	7	7	138	10.6
TOTAL	97-45	2024/20.9	364	741	49.1	111	339	32.7	175	225	77.8	80	303	383	3.9	156	0	109	101	32	49	1014	10.5

CAREER HONORS

2021-22 All-Missouri Valley Conference Second Team

2022-23 NOTES

- Ranks third on the team in scoring (10.6) and second in rebounding (4.8).
- Tallied his 1,000th career point versus UCF (Dec. 17).
- Scored 28 points in the win over Penn, connecting on 6-of-9 from 3-point range. Was also a +26 in his 27 minutes of action, while the Tigers were -19 in his 13 minutes off the court (Nov. 11).
- Added 20 points in an overtime win against Wichita State, scoring 14 in the final five minutes of regulation and in the extra session to lead MU to the victory (Nov. 29).

2022-23 GAME-BY-GAME STATISTICS

Opponent	GS	Min	FG	FGA	3FG	3FGA	FT	FTA	OFF	DEF	REB	PF	AST	TO	STL	BLK	PTS
SOUTHERN INDIANA	*	22	3	8	0	4	2	3	2	4	6	2	0	1	1	1	8
PENN	*	27	8	15	6	9	6	6	7	1	8	3	3	0	2	0	28
LINDENWOOD	*	25	6	9	2	5	0	0	0	4	4	1	1	1	0	0	14
SIU EDWARDSVILLE	*	23	2	5	1	3	2	2	1	3	4	3	2	1	1	0	7
MISSISSIPPI VALLEY ST.	*	18	3	5	0	2	0	0	2	2	4	2	2	1	1	0	6
COASTAL CAROLINA	*	18	2	8	0	4	0	0	1	3	4	1	2	1	0	1	4
HOUSTON CHRISTIAN	*	18	6	8	1	3	1	2	2	1	3	1	5	1	1	0	14
at Wichita State	*	29	7	11	2	4	4	5	3	5	8	4	1	0	1	1	20
SE MISSOURI STATE	*	17	3	7	2	5	1	4	1	3	4	3	1	3	0	1	9
KANSAS	*	23	4	8	1	3	3	4	2	5	7	3	0	2	0	1	12
vs. UCF		20	2	4	1	1	1	2	0	3	3	4	1	4	0	1	6
vs. Illinois		8	1	2	0	0	0	0	1	2	3	2	1	1	0	0	2
KENTUCKY		15	3	7	1	4	1	2	1	4	5	2	2	1	0	1	8
at Arkansas																	
VANDERBILT																	
at Texas A&M																	
at Florida																	
ARKANSAS																	
ALABAMA																	
at Ole Miss																	
IOWA STATE																	
LSU																	
at Mississippi State																	
SOUTH CAROLINA																	
at Tennessee																	
at Auburn																	
TEXAS A&M																	
MISSISSIPPI STATE																	
at Georgia																	
at LSU																	
OLE MISS																	

PERSONAL

BIRTHDAY

November 13, 2000

CAREER AMBITIONS

Coach or Athletic Director

SEASON & CAREER BESTS

POINTS

S: 28, vs. Penn, 11/11/22

C: 33, at Valparaiso, 1/19/22

REBOUNDS

S: 8, 2x (last at Wichita St, 11/29/22)

C: 13, vs. Indiana State, 2/7/21

ASSISTS

S: 5, vs. Houston Christian, 11/26/22

C: 5, 4x (last vs. HCU, 11/26/22)

BLOCKED SHOTS

S: 1, 6x (last vs. Kentucky, 12/28/22)

C: 2, 3x (last at Drake, 2/5/22)

STEALS

S: 2, vs. Penn, 11/11/22

C: 4, vs. Valparaiso, 2/14/21

MINUTES

S: 29, at Wichita State, 11/29/22

C: 40, vs. Indiana State, 2/7/21

FIELD GOALS MADE

S: 8, vs. Penn, 11/11/22

C: 11, at Valparaiso, 1/19/22

3-POINT FIELD GOALS MADE

S: 6, vs. Penn, 11/11/22

C: 9, vs. Western Kentucky, 11/25/20

FREE THROWS MADE

S: 6, vs. Penn, 11/11/22

C: 9, at Drake, 2/5/22

MISCELLANEOUS

	SEASON	CAREER
Led MU in Points	2	2
Led MU in Rebounds	4	4
Led MU in Assists	0	0
20+ Points	2	16
10+ Points	5	45
10+ Rebounds	0	3
5+ Assists	1	4
Double-Doubles	0	3



45 MABOR MAJAK

 @MaborMajak

Center | 7-2 | 245 | Jr. | Juba, South Sudan | Cleveland State

CAREER STATISTICS

Season	GP-GS	Min/Avg	FG	FGA	FG%	3FG	3FGA	3P%	FTM	FTA	FT%	O	D	REB	AVG	PF	FO	AST	TO	BLK	STL	PTS	AVG
2020-21	12-0	64/5.3	3	10	30.0	0	0	0.0	3	3	100.0	5	4	9	0.8	17	1	0	6	1	1	9	0.8
2021-22	23-0	101/4.4	5	12	41.7	0	0	0.0	2	5	40.0	11	8	19	0.8	13	0	4	3	2	3	12	0.5
2022-23	4-0	4/1.4	0	1	0.0	0	0	0.0	0	0	0.0	0	0	0	0.0	2	0	0	1	0	0	0	0.0
TOTAL	39-0	170/4.4	8	23	34.8	0	0	0.0	5	8	62.5	16	12	28	0.7	32	1	4	10	3	4	21	0.5

2022-23 NOTES

- One of four players that followed Coach Gates to Missouri from Cleveland State.

PERSONAL

BIRTHDAY

August 27, 2000

CAREER AMBITIONS

Start a business

SEASON & CAREER BESTS

POINTS

S: n/a

C: 6, vs. Penn St-Behrend, 11/27/21

REBOUNDS

S: n/a

C: 4, vs. Youngstown State, 1/21/22

ASSISTS

S: n/a

C: 2, vs. IUPUI, 2/12/22

BLOCKED SHOTS

S: n/a

C: 1, 3x (last vs. Youngstown St, 1/21/22)

STEALS

S: n/a

C: 1, 4x (last vs. Wright State, 3/7/22)

MINUTES

S: 2, 2x (last vs. HCU, 11/26/22)

C: 18, at Ohio, 12/6/20

FIELD GOALS MADE

S: n/a

C: 2, 2x (last vs Penn St-Behrend, 11/27/21)

3-POINT FIELD GOALS MADE

S: n/a

C: n/a

FREE THROWS MADE

S: n/a

C: 2, 2x (last vs Penn St-Behrend, 11/27/21)

MISCELLANEOUS

	SEASON	CAREER
Led MU in Points	0	0
Led MU in Rebounds	0	0
Led MU in Assists	0	0
20+ Points	0	0
10+ Points	0	0
10+ Rebounds	0	0
5+ Assists	0	0
Double-Doubles	0	0

2022-23 GAME-BY-GAME STATISTICS

Opponent	GS	Min	FG	FGA	3FG	3FGA	FT	FTA	OFF	DEF	REB	PF	AST	TO	STL	BLK	PTS
SOUTHERN INDIANA																	
PENN																	
LINDENWOOD	1		0	0	0	0	0	0	0	0	0	0	0	0	0	0	0
SIU EDWARDSVILLE	2		0	0	0	0	0	0	0	0	0	2	0	1	0	0	0
MISSISSIPPI VALLEY ST.																	
COASTAL CAROLINA	1		0	1	0	0	0	0	0	0	0	0	0	0	0	0	0
HOUSTON CHRISTIAN	2		0	0	0	0	0	0	0	0	0	0	0	0	0	0	0
at Wichita State																	
SE MISSOURI STATE																	
KANSAS																	
vs. UCF																	
vs. Illinois																	
KENTUCKY																	
at Arkansas																	
VANDERBILT																	
at Texas A&M																	
at Florida																	
ARKANSAS																	
ALABAMA																	
at Ole Miss																	
IOWA STATE																	
LSU																	
at Mississippi State																	
SOUTH CAROLINA																	
at Tennessee																	
at Auburn																	
TEXAS A&M																	
MISSISSIPPI STATE																	
at Georgia																	
at LSU																	
OLE MISS																	



55 SEAN EAST II

@Rise_Shine_55

@rise_shine_55

Point Guard | 6-3 | 180 | Sr. | Louisville, Ky. | John A. Logan CC

CAREER STATISTICS

Season	GP-GS	Min/Avg	FG	FGA	FG%	3FG	3FGA	3P%	FTM	FTA	FT%	O	D	REB	AVG	PF	FO	AST	TO	BLK	STL	PTS	AVG
2019-20	31-20	872/28.1	106	266	39.8	26	81	32.1	50	64	78.1	21	56	77	2.5	67	1	153	83	1	34	288	9.3
2020-21	24-20	673/28.0	87	205	42.4	22	63	34.9	20	24	83.3	16	61	77	3.2	45	0	88	38	2	24	216	9.0
2022-23	13- 0	280/21.5	41	80	51.3	5	22	22.7	20	25	80.0	6	25	31	2.4	28	0	38	19	0	22	107	8.2
TOTAL	68-40	1826/26.9	234	551	42.5	53	166	31.9	90	113	79.6	43	142	185	2.7	140	1	279	140	3	80	611	9.0

2022-23 NOTES

- Ranks second on Mizzou with 2.9 assists per game.
- Tallied a season-best 21 points versus Southeast Missouri State (Dec. 4) – his first 20-point game in nearly three years.
- Helped lead the Tigers to an overtime win at Wichita State, scoring 12 points in the final five minutes of regulation and in the extra session (Nov. 29).
- Recorded a career-best five steals versus Mississippi Valley State (Nov. 20).
- Named the 2022 NJCAA National Player of the Year after averaging 20.9 points, 4.3 rebounds and 5.7 assists at John A. Logan.

PERSONAL

BIRTHDAY

November 17, 1999

CAREER AMBITIONS

Undecided

SEASON & CAREER BESTS

POINTS

S: 21, vs. SE Missouri State, 12/4/22

C: 26, at Akron, 12/30/19

REBOUNDS

S: 5, at Wichita State, 11/29/22

C: 6, 4x (last vs. Drake, 2/27/21)

ASSISTS

S: 6, vs. SE Missouri State, 12/4/22

C: 9, vs. Yale, 12/11/19

BLOCKED SHOTS

S: n/a

C: 1, 3x (last vs. So. Illinois, 3/4/21)

STEALS

S: 5, vs. Miss. Valley State, 11/20/22

C: 5, vs. Miss. Valley State, 11/20/22

MINUTES

S: 33, at Wichita State, 11/29/22

C: 41, at Saint Louis, 1/5/20

FIELD GOALS MADE

S: 8, vs. SE Missouri State, 12/4/22

C: 11, at Akron, 12/30/19

3-POINT FIELD GOALS MADE

S: 1, 5x (last vs. Kentucky, 12/28/22)

C: 3, 5x (last at Missouri St, 2/14/21)

FREE THROWS MADE

S: 5, 2x (last vs. SE Missouri St, 12/4/22)

C: 9, at La Salle, 3/4/20

MISCELLANEOUS

	SEASON	CAREER
Led MU in Points	0	0
Led MU in Rebounds	0	0
Led MU in Assists	4	4
20+ Points	1	2
10+ Points	5	31
10+ Rebounds	0	0
5+ Assists	3	30
Double-Doubles	0	0

2022-23 GAME-BY-GAME STATISTICS

Opponent	GS	Min	FG	FGA	3FG	3FGA	FT	FTA	OFF	DEF	REB	PF	AST	TO	STL	BLK	PTS
SOUTHERN INDIANA		23	4	6	1	1	3	4	0	2	2	4	5	1	1	0	12
PENN		15	2	4	0	1	2	4	0	1	1	3	1	3	1	0	6
LINDENWOOD		20	1	2	0	1	0	0	0	4	4	3	3	3	1	0	2
SIU EDWARDSVILLE		20	6	9	1	1	1	1	2	2	4	4	5	2	2	0	14
MISSISSIPPI VALLEY ST.		20	1	5	0	3	0	0	0	2	2	1	2	0	5	0	2
COASTAL CAROLINA		21	3	6	1	3	0	0	0	4	4	3	3	0	2	0	7
HOUSTON CHRISTIAN		18	4	8	1	3	0	0	0	0	0	2	3	3	2	0	9
at Wichita State		33	6	13	0	2	5	6	0	5	5	1	4	1	2	0	17
SE MISSOURI STATE		28	8	12	0	1	5	5	2	2	4	1	6	1	4	0	21
KANSAS		26	1	5	0	2	0	0	0	1	1	3	1	2	0	0	2
vs. UCF		12	0	2	0	2	0	0	0	0	0	0	0	0	0	0	0
vs. Illinois		23	1	4	0	1	1	2	1	2	3	2	4	1	1	0	3
KENTUCKY		20	4	4	1	1	3	3	1	0	1	1	1	2	1	0	12
at Arkansas																	
VANDERBILT																	
at Texas A&M																	
at Florida																	
ARKANSAS																	
ALABAMA																	
at Ole Miss																	
IOWA STATE																	
LSU																	
at Mississippi State																	
SOUTH CAROLINA																	
at Tennessee																	
at Auburn																	
TEXAS A&M																	
MISSISSIPPI STATE																	
at Georgia																	
at LSU																	
OLE MISS																	



12 JACKSON FRANCOIS



@JacksonFrancoi3



@jacksonfrancoiss

Guard | 6-5 | 160 | Fr. | Las Vegas, Nev. | Bishop Gorman HS

CAREER STATISTICS

Season	GP-GS	Min/Avg	FG	FGA	FG%	3FG	3FGA	3P%	FTM	FTA	FT%	O	D	REB	AVG	PF	FO	AST	TO	BLK	STL	PTS	AVG
2022-23	6-0	5/0.9	0	2	0.0	0	1	0.0	0	1	0.0	0	0	0	0.0	0	0	0	0	0	1	0	0.0

2022-23 NOTES

- Son of Missouri Athletic Director, Desiree Reed-Francois.

PERSONAL

BIRTHDAY

May 20, 2004

CAREER AMBITIONS

College Sports Administration

MISCELLANEOUS

	SEASON	CAREER
Led MU in Points	0	0
Led MU in Rebounds	0	0
Led MU in Assists	0	0
20+ Points	0	0
10+ Points	0	0
10+ Rebounds	0	0
5+ Assists	0	0
Double-Doubles	0	0

CAREER BESTS

POINTS

n/a

ASSISTS

n/a

STEALS

1, vs. Houston Christian, 11/26/22

REBOUNDS


n/a

BLOCKED SHOTS

n/a

MINUTES

1, 5x (last vs. Houston Christian, 11/26/22)



31 BEN STERNBERG



@souljabenny



@bensternberg1

Guard | 6-0 | 165 | Gr. | Cleveland, Ohio | Cleveland State

CAREER STATISTICS

Season	GP-GS	Min/Avg	FG	FGA	FG%	3FG	3FGA	3P%	FTM	FTA	FT%	O	D	REB	AVG	PF	FO	AST	TO	BLK	STL	PTS	AVG
2020-21	3-0	4/1.4	1	2	50.0	1	2	50.0	2	2	100.0	0	0	0	0.0	0	0	0	0	0	0	5	1.7
2021-22	8-0	11/1.4	1	5	20.0	0	2	0.0	4	6	66.7	0	0	0	0.0	0	0	0	2	0	1	6	0.8
2022-23	7-0	9/1.2	2	5	40.0	1	1	100.0	1	2	50.0	0	1	1	0.1	0	0	1	1	0	0	6	0.9
TOTAL	18-0	24/1.3	4	12	33.3	2	5	40.0	7	10	70.0	0	1	1	0.1	0	0	1	3	0	1	17	0.9

2022-23 NOTES

- Team captain.
- One of four players that followed Coach Gates to Missouri from Cleveland State.

PERSONAL

BIRTHDAY

February 26, 1999

CAREER AMBITIONS

Entertainment/Entrepreneur/Real Estate

MISCELLANEOUS

	SEASON	CAREER
Led MU in Points	0	0
Led MU in Rebounds	0	0
Led MU in Assists	0	0
20+ Points	0	0
10+ Points	0	0
10+ Rebounds	0	0
5+ Assists	0	0
Double-Doubles	0	0

CAREER BESTS

POINTS

4, vs. Penn State-Behrend, 11/27/21

ASSISTS

1, vs. Coastal Carolina, 11/23/22

STEALS

1, vs. Penn State-Behrend, 11/27/21

REBOUNDS

1, vs. Mississippi Valley State, 11/20/22

BLOCKED SHOTS

n/a

MINUTES

5, vs. IUPUI, 2/12/22

Game Records

Record	Overall	Home	Away	Neutral
ALL GAMES	12-1	9-1	1-0	2-0
CONFERENCE	1-0	1-0	0-0	0-0
NON-CONFERENCE	11-1	8-1	1-0	2-0

Score by Periods

Team	1st	2nd	OT	TOT
Missouri	575	566	13	1154
Opponents	448	514	9	971

Team Box Score

No.	Player				Total		3-Point		F-Throw		Rebounds											
		GP-GS	MIN	AVG	FG-FGA	FG%	3FG-3FGA	3FG%	FT-FTA	FT%	OFF	DEF	TOT	AVG	PF	DQ	A	TO	BLK	STL	PTS	AVG
5	HODGE, D'Moi	13-13	363:38	28.0	78-150	.520	41-98	.418	18-27	.667	10	41	51	3.9	28	0	29	6	5	36	215	16.5
24	BROWN, Kobe	13-13	330:57	25.5	77-127	.606	16-35	.457	33-41	.805	24	50	74	5.7	29	0	35	25	8	17	203	15.6
35	CARTER, Noah	13-10	263:06	20.2	50-97	.515	17-47	.362	21-30	.700	23	40	63	4.8	31	0	21	17	7	7	138	10.6
4	GHOLSTON, DeAndre	13-10	260:39	20.1	46-104	.442	12-37	.324	33-41	.805	6	23	29	2.2	22	2	23	24	1	13	137	10.5
10	HONOR, Nick	13-13	370:31	28.5	41-84	.488	25-56	.446	23-27	.852	8	18	26	2.0	25	0	47	15	0	29	130	10.0
55	EAST II, Sean	13-0	280:09	21.5	41-80	.513	5-22	.227	20-25	.800	6	25	31	2.4	28	0	38	19	0	22	107	8.2
11	MOSLEY, Isiah	8-0	134:50	16.9	28-59	.475	5-20	.250	2-4	.500	6	11	17	2.1	13	0	24	19	3	9	63	7.9
2	GOMILLION, Tre	13-3	247:22	19.0	30-56	.536	4-11	.364	10-16	.625	16	25	41	3.2	27	0	30	13	3	14	74	5.7
23	SHAW, Aidan	13-0	156:49	12.1	19-34	.559	2-9	.222	5-7	.714	8	20	28	2.2	18	0	1	5	7	2	45	3.5
13	DEGRAY III, Ronnie	11-3	124:26	11.3	10-22	.455	2-7	.286	6-8	.750	13	10	23	2.1	10	0	4	4	7	7	28	2.5
1	BROWN, Kaleb	6-0	54:20	9.1	3-7	.429	0-4	.000	0-0	.000	1	2	3	0.5	4	0	3	5	1	4	6	1.0
31	STERNBERG, Ben	7-0	08:44	1.2	2-5	.400	1-1	1.000	1-2	.500	0	1	1	0.1	0	0	1	1	0	0	6	0.9
0	DIARRA, Mohamed	5-0	18:53	3.8	1-5	.200	0-2	.000	0-0	.000	2	2	4	0.8	2	0	2	2	2	1	2	0.4
12	FRANCOIS, Jackson	6-0	05:09	0.9	0-2	.000	0-1	.000	0-1	.000	0	0	0	0.0	0	0	0	0	0	1	0	0.0
45	MAJAK, Mabor	4-0	05:26	1.4	0-1	.000	0-0	.000	0-0	.000	0	0	0	0.0	2	0	0	1	0	0	0	0.0
Team											14	23	37				4					
Total		13	2625		426-833	.511	130-350	.371	172-229	.751	137	291	428	32.9	239	2	258	160	44	162	1154	88.8
Opponents		13	2625		333-764	.436	120-333	.360	185-250	.740	165	301	466	35.8	215	7	178	252	29	94	971	74.7

Team Statistics

	MIZ	OPP
Scoring	1154	971
Points per game	88.8	74.7
Scoring margin	+14.1	-
Field goals-att	426-833	333-764
Field goal pct	.511	.436
3 point fg-att	130-350	120-333
3-point FG pct	.371	.360
3-pt FG made per game	10.0	9.2
Free throws-att	172-229	185-250
Free throw pct	.751	.740
F-Throws made per game	13.2	14.2
Rebounds	428	466
Rebounds per game	32.9	35.8
Rebounding margin	-2.9	-
Assists	258	178
Assists per game	19.8	13.7
Turnovers	160	252
Turnovers per game	12.3	19.4
Turnover margin	+7.1	-
Assist/turnover ratio	1.6	0.7
Steals	162	94
Steals per game	12.5	7.2
Blocks	44	29
Blocks per game	3.4	2.2
Winning streak	3	-
Home win streak	1	-
Attendance	96477	7401
Home games-Avg/Game	10-9648	1-7401
Neutral site-Avg/Game	-	2-12675

Team Results

Date	Opponent		Score	Att.
11/07/2022	Southern Ind.	W	97-91	10723
11/11/2022	Penn	W	92-85	8483
11/13/2022	Lindenwood	W	82-53	7914
11/15/2022	SIUE	W	105-80	8241
11/20/2022	Mississippi Val.	W	83-62	7052
11/23/2022	Coastal Carolina	W	89-51	7459
11/26/2022	Houston Christian	W	105-69	7610
11/29/2022	at Wichita St.	Wot	88-84	7401
12/04/2022	Southeast Mo. St.	W	96-89	8873
12/10/2022	Kansas	L	67-95	15061
12/17/2022	vs UCF	W	68-66	6897
12/22/2022	vs Illinois	W	93-71	18452
12/28/2022	Kentucky	W	89-75	15061

Game Records

Record	Overall	Home	Away	Neutral
ALL GAMES	1-0	1-0	0-0	0-0
CONFERENCE	1-0	1-0	0-0	0-0
NON-CONFERENCE	0-0	0-0	0-0	0-0

Score by Periods

Team	1st	2nd	OT	TOT
Missouri	42	47	0	89
Opponents	30	45	0	75

Team Box Score

No.	Player				Total		3-Point		F-Throw		Rebounds													
		GP-GS	MIN	AVG	FG-FGA	FG%	3FG-3FGA	3FG%	FT-FTA	FT%	OFF	DEF	TOT	AVG	PF	DQ	A	TO	BLK	STL	PTS	AVG		
24	BROWN, Kobe	1-1	34:32	34.5	10-18	.556	4-8	.500	6-8	.750	0	6	6	6.0	3	0	2	2	0	2	30	30.0		
5	HODGE, D'Moi	1-1	31:29	31.5	6-12	.500	2-6	.333	1-1	1.000	0	2	2	2.0	2	0	2	0	1	2	15	15.0		
4	GHOLSTON, DeAndre	1-0	19:19	19.3	2-5	.400	1-1	1.000	7-8	.875	0	0	0	0.0	0	0	1	1	0	0	12	12.0		
55	EAST II, Sean	1-0	19:30	19.5	4-4	1.000	1-1	1.000	3-3	1.000	1	0	1	1.0	1	0	1	2	0	1	12	12.0		
35	CARTER, Noah	1-0	14:56	14.9	3-7	.429	1-4	.250	1-2	.500	1	4	5	5.0	2	0	2	1	1	0	8	8.0		
2	GOMILLION, Tre	1-1	19:47	19.8	3-4	.750	1-1	1.000	0-0	.000	1	3	4	4.0	2	0	2	0	0	1	7	7.0		
10	HONOR, Nick	1-1	35:09	35.2	0-3	.000	0-2	.000	4-4	1.000	1	1	2	2.0	2	0	6	0	0	2	4	4.0		
31	STERNBERG, Ben	1-0	00:10	0.2	0-0	.000	0-0	.000	1-2	.500	0	0	0	0.0	0	0	0	0	0	0	1	1.0		
12	FRANCOIS, Jackson	1-0	00:10	0.2	0-0	.000	0-0	.000	0-0	.000	0	0	0	0.0	0	0	0	0	0	0	0	0.0		
23	SHAW, Aidan	1-0	08:28	8.5	0-3	.000	0-1	.000	0-0	.000	1	0	1	1.0	2	0	0	0	0	0	0	0.0		
13	DEGRAY III, Ronnie	1-1	16:30	16.5	0-1	.000	0-1	.000	0-0	.000	1	0	1	1.0	4	0	2	1	2	1	0	0.0		
Team											3	3	6					1						
Total		1	200		28-57	.491	10-25	.400	23-28	.821	9	19	28	28.0	18	0	18	8	4	9	89	89.0		
Opponents		1	200		26-56	.464	8-23	.348	15-24	.625	14	23	37	37.0	21	1	15	14	1	5	75	75.0		

Team Statistics

	MIZ	OPP
Scoring	89	75
Points per game	89.0	75.0
Scoring margin	+14.0	-
Field goals-att	28-57	26-56
Field goal pct	.491	.464
3 point fg-att	10-25	8-23
3-point FG pct	.400	.348
3-pt FG made per game	10.0	8.0
Free throws-att	23-28	15-24
Free throw pct	.821	.625
F-Throws made per game	23.0	15.0
Rebounds	28	37
Rebounds per game	28.0	37.0
Rebounding margin	-9.0	-
Assists	18	15
Assists per game	18.0	15.0
Turnovers	8	14
Turnovers per game	8.0	14.0
Turnover margin	+6.0	-
Assist/turnover ratio	2.3	1.1
Steals	9	5
Steals per game	9.0	5.0
Blocks	4	1
Blocks per game	4.0	1.0
Winning streak	1	-
Home win streak	1	-
Attendance	15061	0
Home games-Avg/Game	1-15061	0-0
Neutral site-Avg/Game	-	0-0

Team Results

Date	Opponent		Score	Att.
12/28/2022	Kentucky	W	89-75	15061