



2022-23 TEXAS A&M BASKETBALL

NEXT 2 GM

Game 22 at ARKANSAS

Tuesday, Jan. 31, 2023 | 6 p.m. (ESPN2)

Bud Walton Arena, Fayetteville, Ark. (19,200)

Game 23 vs. GEORGIA

Saturday, Feb. 4, 2023 | 7:30 p.m. (SEC Network)

Reed Arena, Bryan-College Station, Texas (12,989 cap.)

TWITTER: @AGGIEMBK /// INSTAGRAM: @AGGIEMBK /// FACEBOOK: /AGGIEMBK /// #GIGEM /// #getBETTER

2022-23 SCHEDULE

November

| | | |
|----|------------------------------|-----------|
| 7 | ULM (SECN+) | W, 87-54 |
| 11 | ABILENE CHRISTIAN (SECN+) | W, 77-58 |
| 17 | ! Murray State (ESPN2) | L, 88-79 |
| 18 | ! vs. Colorado (ESPN) | L, 103-75 |
| 20 | ! vs. Loyola Chicago (ESPN+) | W, 67-51 |
| 25 | at DePaul (FS1) | W, 82-66 |
| 30 | SMU (SECN+) | W, 83-64 |

December

| | | |
|----|---------------------------|----------|
| 3 | # vs. Boise State (ESPN) | L, 86-71 |
| 11 | OREGON STATE (ESPN2) | W, 72-54 |
| 17 | at Memphis (ESPN) | L, 83-79 |
| 20 | WOFFORD (SECN+) | L, 67-62 |
| 27 | NORTHWESTERN STATE (SECN) | W, 64-52 |
| 30 | PRAIRIE VIEW A&M (SECN+) | W, 86-66 |

January

| | | |
|----|-----------------------------|----------|
| 4 | * at Florida (ESPN) | W, 66-63 |
| 7 | * LSU (SECN) | W, 69-56 |
| 11 | * #20/#20 MISSOURI (SECN) | W, 82-64 |
| 14 | * at South Carolina (SECN) | W, 94-53 |
| 18 | * FLORIDA (SECN) | W, 54-52 |
| 21 | * at Kentucky (ESPN) | L, 76-67 |
| 25 | * at #15/#16 Auburn (ESPN2) | W, 79-63 |
| 28 | * VANDERBILT (SECN) | W, 72-66 |
| 31 | * at Arkansas (ESPN2) | 6 p.m. |

TV: Karl Ravech (PxP) + Jimmy Dykes (Analyst) + Marty Smith (Reporter)
Radio: Andrew Monaco (PxP) + Dr. John Thornton (Analyst)

February

| | | |
|----|-------------------------------|-----------|
| 4 | * GEORGIA (SECN) | 7:30 p.m. |
| 7 | * AUBURN (ESPN2/ESPN) | 6 p.m. |
| 11 | * at LSU (SECN) | 7:30 p.m. |
| 15 | * ARKANSAS (ESPN2/ESPN) | 8 p.m. |
| 18 | * at Missouri (ESPN2/ESPN) | 5 p.m. |
| 21 | * TENNESSEE (ESPN/ESPN2/ESPN) | 6 p.m. |
| 25 | * at Mississippi State (SECN) | 2:30 p.m. |
| 28 | * OLE MISS (ESPN/ESPN2/ESPN) | 8 p.m. |

March

| | | |
|-------|-----------------------------------|---------|
| 4 | * ALABAMA (CBS) | 11 a.m. |
| 8-12 | SEC Tournament (Nashville, Tenn.) | |
| 16-19 | NCAA 1st & 2nd Rounds | |
| 23-26 | NCAA Regionals | |

April

| | | |
|-----|----------------------------------|--|
| 1-3 | NCAA Final Four (Houston, Texas) | |
|-----|----------------------------------|--|

* - SEC Game

! - Myrtle Beach Invitational (HTC Center, Conway, S.C.)

- Dickies Arena (Fort Worth, Texas)

NEXT UP:



ARKANSAS
RAZORBACKS

TEAM RECORD: 14-7

SEC RECORD: 3-5 (t9th)

STREAK: L1

RANKING: TBD

LAST GAME: Jan. 28, 2023
at Baylor 67, Arkansas 64 (SEC/Big 12 Challenge)

HEAD COACH: Eric Musselman (4th season)



| NET | RPI | KenPom | KPI | Torvik | Sagarin | BPI | SOR | Q1 | Q2 | Q3 | Q4 |
|-----|-----|--------|-----|--------|---------|-----|-----|-----|-----|-----|-----|
| 44 | 53 | 40 | 46 | 29 | 38 | 27 | 54 | 2-3 | 2-1 | 3-1 | 8-1 |

AGGIES AT RAZORBACKS:

The Texas A&M men's basketball team takes on the Arkansas Razorbacks in a road SEC matchup at 6 p.m. on Saturday at Bud Walton Arena in Fayetteville, Ark.

- The Aggies have just a single victory on the Hogs' home court in the past 35 seasons (Aggies are 1-14 in that span). The lone win was an 87-80 victory on Feb. 23, 2019.
- Arkansas is a "mirror opponent" with the Hogs making a return trip to Aggieland in two weeks on Feb. 15.

ANATOMY OF A TURNAROUND:

Since a demoralizing 67-62 loss to Wofford prior to the holiday break, the Aggies have reeled off nine wins in their last 10 games, while improving from 6-5 to 15-6.

Notable First 11 G --> Last 10 G Improvements

| | |
|--------------------------|-------------------------------|
| Tyrece Radford scoring | 10.8 pts/G --> 16.6 pts/G |
| Julius Marble scoring | 8.3 pts/G --> 11.4 pts/G |
| Dexter Dennis rebounding | 4.1 rebs/G --> 7.0 rebs/G |
| Team Defense | 70.4 pts/G --> 61.1 pts/G |
| Opponent FG% | 42.2% --> 37.2% |
| Opponent 3FG% | 36.2% --> 31.7% |
| Total Rebounds | 35.1 rebs/G --> 38.8 rebs/G |
| Defensive Rebounds | 23.1 rebs/G --> 26.9 rebs/G |
| Personal Fouls | 21.0 fouls/G --> 16.5 fouls/G |

STARTING 5 (MOST RECENT GAME):



DEXTER DENNIS 0
Baker, La.



WADE TAYLOR IV 4
Dallas, Texas



HENRY COLEMAN III 15
Richmond, Va.



TYRECE RADFORD 23
Baton Rouge, La.



JULIUS MARBLE 34
Dallas, Texas

TEXAS A&M
AGGIES



TEAM RECORD: 15-6

SEC RECORD: 7-1 (T2nd)

STREAK: W2

RANKING: TBD

LAST GAME: Jan. 28, 2023
at Texas A&M 72, Vanderbilt 66

HEAD COACH: Buzz Williams (4th season)

TRENDS & STREAKS:

- Tyrece Radford has scored 14 or more points in eight of 10 games, including four games with 20 or more.
- Radford's FG% in the first 11 games of the season was 31.5% and is 50.9% in the last 10.
- Wade Taylor IV has averaged 6.0 assists/G over his last three contests.
- Andersson Garcia's "per 40" rebounds average is 10.8.
- The Aggies have earned a rebounds advantage in eight of past 10 games.
- Texas A&M has matched its season low of nine turnovers in its last two games.
- The Aggies are averaging an 11-point scoring margin advantage in the first half over the past 10 games. In the first 11 games, the Aggies outscored their opponents by just four points in the first half (376-372).
- In SEC play, the Aggies are allowing an average of 24.3 first-half points in SEC play, while limiting opponents to 31.9% FG-FGA / 26.0% 3FG-3FGA in the first stanza.
- Texas A&M ranks No. 2 in scoring defense in SEC play, allowing an average of 61.6 points/g. The Aggies have lopped nearly nine full points off their average vs. non-conference opponents (70.4) to SEC foes.



TEXAS A&M QUICK FACTS

| | |
|----------------------------------|--|
| Location | Bryan-College Station, Texas 77842 |
| Founded | 1872 (opened 1876) |
| Enrollment | 74,829 (Fall 2021) |
| Nickname | Aggies |
| Colors | Maroon and White |
| Conference | Southeastern |
| Home Court | Reed Arena (12,989) |
| Chancellor | John Sharp (Texas A&M '72) |
| President | M. Katherine Banks (Florida '82) |
| Dir. of Athletics | Ross Bjork (Emporia State '95) |
| Faculty Athletics Representative | Dr. Paul Batista |
| Head Coach | Buzz Williams (Oklahoma City '94) |
| Assoc. Head Coach | Devin Johnson (UNO '08) |
| Assistant Coaches | Steve Roccaforte (Lamar '89) Lyle Wolf (Transylvania '10) |
| Special Asst to HC | Dale Layer (Eckerd College '80) |
| Director of Ops | Vince Walden (Longwood '01) |
| Chief of Staff | Luke Hillin (Texas A&M '15) |
| Dir. of Sport Perf. | Steve Gephardt (Arizona St. '04) |
| Dir. of Scouting | TJ Ryan (Franklin College '18) |
| Dir. of Player Relations | Antonio McKenzie (UNT '04) |
| Sr. Assoc. AT | Eddie Benion (Missouri '95) |
| Admin. Coord. | Landry Moffett (Texas A&M '22) |
| Graduate Assistant | Cal Furgal (Texas A&M '22) |
| Program Aide | Wabissa Bede (Virginia Tech '20) |
| 2021-22 Record | 27-13, 9-9 SEC (t5th) Home: 16-4 Away: 5-5 Neutral: 6-4 Lettermen Returning/Lost 8/3 Starters Returning/Lost 4/1 2022 Postseason NIT Championship Game |

POSTSEASON HISTORY

| | |
|------------------------------|---|
| NCAA Appearances |14 (1951, 64, 69, 75, 80, 87, 2006, 07, 08, 09, 10, 11, 16, 18) |
| All-Time NCAA Tourney Record |13-145 |
| Sweet 16 Appearances |1951*, 69†, 80, 07, 16, 18 * 16-team field † 25-team field |
| NIT Appearances | ...8 (1979, 82, 85, 86, 94, 05, 15, 22) |
| All-Time NIT Record |11-8 |
| CBI Appearances |1 (2014) |
| All-Time CBI Record |1-1 |

GETTING TO THE LINE:

The Aggies rank No. 2 nationally in free throws made per game and No. 3 in FTs attempted. Texas A&M has shot 100+ more free throws than nine SEC teams.

- The Aggies average 18.7 - 25.0 FTM-FTA per game, which is well ahead of the pace set by ALL Texas A&M squads after 1970.
- Texas A&M has been to the line 25 or more times in 14 of 21 games and has hit 20 or more FTs nine times.
- Tyrece Radford and Wade Taylor IV are in the SEC top 10 in free throw makes and attempts.

NCAA Team Free Throw Leaders

(Sorted by FT Made)

| Rk | School | FT | FTA |
|----|----------------------|------|------|
| 1. | UTRGV | 19.0 | 27.0 |
| 2. | Texas A&M | 18.7 | 25.0 |
| 3. | North Carolina | 18.4 | 24.8 |
| 4. | UAB | 18.2 | 25.0 |
| 5. | Alabama | 18.2 | 25.2 |

TALKING TURKEY:

The Aggies are 13-1 when posting six or more "turkeys" in a game. In Aggie Hoops vernacular, a "turkey" is when an opponent is held scoreless on three straight possessions. The Aggies have had five or more turkeys for 10 straight games.

(See Turkey chart on page 5)

STRAW STIRS DRINK:

Sophomore guard Wade Taylor IV, the 6-foot do-it-all dynamo from Dallas, Texas, ranks in the top 10 in the SEC in a wide array of statistical categories:

| Statistic | Average | SEC Rank |
|------------------|-----------|----------|
| Points | 14.8 | No. 10 |
| Assists | 4.0 | No. 5 |
| Assist/TO Ratio | 1.58 | No. 10 |
| Steals | 1.8 | No. 8 |
| Free Throws | 80 total | No. 6 |
| FT Attempts | 96 total | No. 9 |
| FT% | 83.3% | No. 2 |
| 3-pointers | 2.1 | No. 9 |
| 3-point attempts | 126 total | No. 8 |

WHAT'S UNIQUE ABOUT AGGIE HOOPS?

- During gameday shoot-arounds, the Aggies traditionally vibe to **The Commodores** Pandora station on the team Turtlebox bluetooth speaker. This may have changed **Bruno Mars**.
- "Shooting with Buzz" is a staple of the Aggies' practice regimen. As described by the Bryan-College Station Eagle: *"Each player must move their way through 18 shooting spots – some straight catch and shoot and some off of movement – and make 7 of 10 shots. The clock starts after the player's first make and stops once the whole circuit is done. Managers rebound the shots and pass a ball to Williams, who stands near the player, handing the ball off for each shot. On the sideline, a manager stands in front of a giant white board, keeping tallies of the players score at each position. On the other side, a record book of times it took to complete the course are logged."*

Williams told the Eagle the impetus for "Shooting with Buzz" was, *"I wanted to try to figure out a way, coming off of COVID and all the protocols and having, in essence, a completely revamped roster – how could I find some time working, while at the same time not screaming, while, in an unspoken way, they know I'm trying to invest in their life and in their game."*

- **Buzz Williams** is a voracious reader, generally completing 4-5 books every month. On Jan. 2, 2023, he tweeted from @TeamCoachBuzz his "2022 Reads" which listed the 53 books he consumed throughout the year. For the last 11 years, Williams has selected and gifted a book to every player, staff member and their family on the initial road trip of the season. Describing his commitment to reading, Williams said, *"Who you are today and who you will be five years from today are the people you meet and the books that you read. Regardless of the genre of book that you read, they say it's worth five years of experience."* (Source: @AggieMBK/Dec. 16)

- Last fall, Williams presented four lectures to Texas A&M students for **SOMS 380 (School of Military Science)**, in collaboration with the Corps of Cadets and the Hollingsworth Center for Ethical Leadership.
- Williams' coaching/support staff has been together for a combined **80 seasons of experience**.
- On the occasion of a player or staff member's birthday, Williams honors the occasion with an emoji-filled tweet that always includes a wrong number of birthdays for the celebrator.
- **#getBETTER** is the long-time mantra for Buzz Williams and his teams. It refers to *"the continual improvement in all facets of life. Always finding something to work on, to make progress on. Never being satisfied. Always looking for ways to grow."*
- A staple of every road trip are the Aggies' **Thank You** letters. Each coach/player/staff member on the trip writes a Thank You letter to someone in their life at the first team meal of the roadie.
- **"Buzz's Bunch"** was implemented by Williams as a way to bring together children with special needs and allow them to fall in love with basketball through an annual free camp and free tickets to a game.
- **Quote Shirts** have been a pillar in the culture of Buzz Williams' programs throughout his career as a head coach. So far in 2022-23, seven Quote Shirts have made their debuts:
 - *'We Are Always Choosing'*
 - *'Be Allergic to the Big Meal'*
 - *'Never Let That Influence This'*
 - *'Airtime Equals Our Time'*
 - *'In Order To Climb the Ladder, You Must Go One Step At a Time'*
 - *'HUNT'*
 - *'Where there's love, there's magic'*



ABOUT THE NICKNAME:

Tyrece Radford was dubbed "Boots" by Buzz Williams as a freshman at Virginia Tech because he was "as tough as boot leather."

SUCCEEDING IN THE TREES:

There are 10 total players in the SEC averaging 13.0+ points and 5.0+ rebounds per game. Texas A&M's 6-foot-2 Tyrece Radford is the SEC's only 13.0+/5.0+ player under 6-foot-8.



- Radford is one of nine 6-foot-2 and shorter players nationally to average 13.0+ points and 5.0+ rebounds.

SEC's 13.0 Pts./G + 5.0 Rebs/G Players

(Sorted by Pts./G)

| Rk | Player, School | Ht. | Pts | Reb |
|-----|--------------------------------------|--------|------|------|
| 1. | Brandon Miller, Alabama | 6' 9" | 19.0 | 8.1 |
| 2. | KJ Williams, LSU | 6' 10" | 17.2 | 7.4 |
| 3. | Oscar Tshiebwe, Kentucky | 6' 9" | 16.6 | 13.7 |
| 4. | Gregory Jackson, S. Carolina | 6' 9" | 16.2 | 7.0 |
| 5. | Kobe Brown, Missouri | 6' 8" | 16.0 | 5.9 |
| 6. | Colin Castleton, Florida | 6' 11" | 14.9 | 7.6 |
| 7. | Tolu Smith, Mississippi State | 6' 11" | 14.4 | 8.2 |
| 8. | Tyrece Radford, Texas A&M | 6' 2" | 13.6 | 5.3 |
| 9. | Johni Broome, Auburn | 6' 10" | 13.4 | 8.5 |
| 10. | Liam Robbins, Vanderbilt | 7' 0" | 13.2 | 5.9 |

NCAA's 13.0 Pts./G + 5.0 Rebs/G Players

(6-foot-2 and Shorter | Sorted by Pts./G)

| Rk | Player, School | Ht. | Pts | Reb |
|----|--------------------------------------|-------|------|-----|
| 1. | Jameer Nelson Jr., Delaware | 6' 1" | 19.7 | 5.2 |
| 2. | Cam Shelton, Loyola Marymount | 6' 2" | 19.3 | 5.8 |
| 3. | Trenton Massner, W. Illinois | 6' 2" | 18.7 | 5.6 |
| 4. | Dayvion McKnight, WKU | 6' 1" | 17.2 | 5.1 |
| 5. | Jahmir Young, Maryland | 6' 1" | 16.0 | 5.0 |
| 6. | Khalil Shabazz, San Francisco | 6' 0" | 15.3 | 5.5 |
| 7. | Tyrece Radford, Texas A&M | 6' 2" | 13.6 | 5.3 |
| 8. | Marcus Shaver Jr., Boise State | 6' 2" | 13.2 | 6.3 |
| 9. | Geronimo Rubio De La Rosa, Columbia | 6' 2" | 13.0 | 5.5 |

ONE OF A KIND:

Tyrece Radford is the NCAA's ONLY active 6-2 or shorter player hitting more than 50.0% of his field goal attempts for his career (minimum 500 attempts).

Active 6' 2" or Shorter Shooting Pct. Leaders

(Minimum 500 FGA)

| Rk | Player, School | FGM-FGA | FG% |
|----|--------------------------------------|---------|------|
| 1. | Tyrece Radford, Texas A&M | 466-911 | .512 |
| 2. | Jayden Saddler, Saint Peter's | 421-849 | .496 |
| 3. | Demarius Jacobs, Ball State | 273-555 | .492 |
| 3. | Brandon Whitney, Montana | 289-589 | .491 |
| 5. | Dwayne Cohill, Youngstown St. | 373-765 | .488 |

INJURIES UPDATE:

- Super sub **Manny Obaseki** has missed the past seven games due to a fractured pinkie on his shooting hand (left) suffered vs. Florida on 1/4.
- Freshman **Solomon Washington** has missed the last three games after suffering a concussion vs. Florida on 1/18.

HONORING ALISE SVIHLA:

- Tyrece Radford** shaved off his trademark dreadlocks prior to the Aggies' Jan. 11 matchup with Missouri to honor his academic mentor at Virginia Tech, Alisa Svihla (Ah-LEASE Aah-VILL-ah), who is battling stage 4 colon cancer.
- An academic redshirt as a freshman, Radford, with Svihla's guidance, earned his degree from Virginia Tech in three years. He will leave Texas A&M with a master's degree.
- At last Saturday's "breast cancer awareness" game, the Aggies wore special uniforms with pink accents. Radford's jersey had "SVIHLA" on the back rather than "RADFORD."

LITTLE BIG MAN:

Despite generally being one of the shorter players on the court, the 6-foot-2 Tyrece Radford makes a huge impact in the paint.

SEC Rebounds Leaders (6' 2" or shorter)

| Rk | Player, School | Ht. | Rebs |
|----|--------------------------------------|------|------|
| 1. | Tyrece Radford, Texas A&M | 6-2 | 5.3 |
| 2. | Trae Hannibal, LSU | 6-2 | 4.4 |
| 3. | Meechie Johnson Jr., South Carolina | 6-2 | 4.1 |
| 4. | Mark Sears, Alabama | 6-1 | 4.0 |
| 5. | Wendell Green Jr., Auburn | 5-11 | 3.3 |

MARKED IMPROVEMENT:

Tyrece Radford is getting to the line and hitting the freebies at a significantly higher rate in his fourth season as a collegian.

- After averaging only 2.5 free throw attempts per game for the first three years of his career, Radford is making 5.7 trips to the charity stripe per game in 2022-23.
- Radford has already hit 97 free throws in just 21 games. His previous high season total was 56 from his freshman season at Virginia Tech (56-of-81) when he played 32 games.
- Radford's 80.8 FT% is markedly improved from last year when he hit 67.1% from the line. Radford's three-year FT% entering 2022-23 was 70.6%.

SEC Free Throw Leaders

| Rk | Player, School | FTM/G |
|----|--------------------------------------|-------|
| 1. | Wendell Green Jr., Auburn | 4.9 |
| 2. | Tyrece Radford, Texas A&M | 4.6 |
| 3. | Liam Robbins, Vanderbilt | 4.2 |
| 4. | Ricky Council IV, Arkansas | 4.0 |
| 5. | Oscar Tshiebwe, Kentucky | 3.9 |

TRANSLATING BUZZ:

Buzz Williams generally refers to his players by a nickname. Here's a handy guide:

Javonte Brown = 'JB'

Henry Coleman = 'Hank' or 'Hen'

Dexter Dennis = 'Dex'

Andre Gordon = 'Dre'

Hayden Hefner = 'H'

Ethan Henderson = 'E'

Andersson Garcia = 'Andy'

Jaelyn Lee = 'J Lee'

Julius Marble = 'Bug' or 'Ju'

Manny Obaseki = 'Mo'

Erik Pratt = 'EP'

Tyrece Radford = 'Boots'

Khalen "KK" Robinson = 'K'

Ashton Smith = 'Ash'

Wade Taylor = '4'

Solomon Washington = 'Solo'

Davin Watkins = 'D Baby'

Jordan Williams = 'Jordan'

ATHLETICS COMMUNICATIONS



BRAD MARQUARDT

ASST. AD/ATHCOMM (MBKB)



MARISSA AVANZATO

COMMS COOR. (MBKB #2)

bmarquardt@athletics.tamu.edu | 979.229.8651 cell

mavanzato@athletics.tamu.edu | 979.845-5725 office

MID-WEEK MEDIA AVAILABILITY: Texas A&M conducts regular mid-week media availabilities for Coach Williams + selected players in conjunction with upcoming games. An email alert will be sent in advance of availabilities. **Occasional** short interviews with players outside the regular media opportunities may be granted, depending on availability.

Tentative media availabilities for February are: TBD

POSTGAME INTERVIEWS: At home games, players will be brought to the interview room. **Buzz Williams** will meet the media after completing his Texas A&M Radio Network responsibilities. For road games, Texas A&M's media policy will be determined on a game-by-game basis. The locker room is always closed to media.

CREDENTIALS: Request credentials for home games at least five days prior to the game via www.sportssystems.com/seccredentials. Granted credentials will be available at the loading dock entrance of Reed Arena.





BASKETBALL RADIO CREW:

Veteran radio broadcasters Andrew Monaco (right) and Dr. John Thornton describe the action for the 25-station Texas A&M Radio Network.

- The "Voice of the Aggies," Andrew Monaco is entering his fifth season as the play-by-play voice for the Texas A&M men's basketball, football and baseball teams, as well as the host of the coach's radio show for those teams. Prior to Texas A&M, Monaco spent 16 seasons with the San Antonio Spurs and was a part of the broadcast crew covering two NBA titles.
- A team captain on the Aggies' SWC Championship team in 1974-75, Dr. John Thornton has served as the color analyst for the men's basketball team for many years. Also the SEC Newcomer of the Year in 1973-74, Thornton was an assistant coach from 1981-90 and served as interim head coach in 1990 before embarking on a long career as an administrator for Texas A&M Athletics.

TEXAS A&M RADIO NETWORK:

Fans can listen to all Aggie Basketball games, as well as the Buzz Williams Radio Show, across the state of Texas on the Texas A&M Radio Network or worldwide inside the 12th Man Mobile app.

| Coverage Area | Station | Freq # | Game | Coach's Show |
|------------------|---------|------------|------|--------------|
| Abilene/Stamford | KLGD | 106.9 FM | X | X |
| Atlanta | KPYN | 103.9 FM | X | X |
| Atlanta | KPYN | 900 AM | X | X |
| Austin | KJCE | 1370 AM | X | X |
| Austin | KKMJ | 95.5-2 HD2 | X | X |
| Brenham | KWHI | 101.7 FM | X | X |
| Brenham | KWHI | 1280 AM | X | X |
| Carthage | KGAS | 104.3 FM | X | X |
| College Station | WTAW | 94.5 FM | X | X |
| College Station | WTAW | 1620 AM | X | X |
| Dallas | KXEZ | 92.1 FM | X | X |
| El Campo | KULP | 106.7 FM | X | X |
| El Campo | KULP | 1390 AM | X | X |
| Granbury | KPIR | 1420 AM | X | X |
| Hamilton | KCLW | 900 AM | X | X |
| Henderson | KWRD | 98.5 FM | X | X |
| Henderson | KWRD | 1470 AM | X | X |
| Houston | KFNC | 92.5 FM | | X |
| Houston | KFNC | 97.5 FM | X | X |
| Levelland | KLVT | 1230 AM | | X |
| Marshall | KMHT | 103.9 FM | X | X |
| San Antonio | KZDC | 94.5 FM | X | X |
| San Antonio | KZDC | 1250 AM | X | X |
| Texarkana | KTRG | 94.1 FM | X | X |
| Victoria | KVNN | 1340 AM | X | |

HCIII LEADING THE WAY:

Junior F Henry Coleman III, along with women's basketball player Jada Malone, represent Texas A&M as members of the SEC Basketball Leadership Council. The council serves as a conduit of communication from student-athletes to the conference office on issues related to student-athlete experience and wellness and to provide feedback on proposed rules governing the SEC and NCAA.



- Coleman is an avid fisher and hunter. "Fishing and hunting teach you to be calm under pressure," Coleman said. "When you set that hook on that fish, you can't just start reeling it in. You've got to be a little bit calm and kind of work it in. When you're hunting and you see a buck right in front of you, you have to wait a little bit. I know you want to pull the trigger as soon as you see it, but you have to wait for the right time. It teaches you to be calm in the moment and stay in the moment." (Source: 12thMan.com)
- Coleman's father, Hank, was a standout defensive end for Virginia Tech and started for the Hokies' 1995 Sugar Bowl Champion team. HCIII told the Bryan-College Station Eagle (Jan., 7, 2022), "Enter Sandman" is one of my favorite traditions. A&M football is fun, but Virginia Tech football is deep in my heart."
- Coleman transferred to Texas A&M from Duke prior to the 2021-22. Former Duke head coach Mike Krzyzewski said of HCIII: "I hope I'm around when he's stopped playing to see who he becomes, not just as a player. I just think he's going to be a very special guy in our country. He's that good." (Source: USA Today Network, Nov. 18, 2020)
- In SEC play, HCIII is averaging 2.4 offensive rebounds per game.

SEC Offensive Rebounds Leaders

(SEC games only)

| Rk | Player, School | ORes/G |
|----|-----------------------------------|--------|
| 1. | Oscar Tshiebwe, Kentucky | 6.1 |
| 2. | Tolu Smith, Mississippi State | 3.9 |
| 3. | Johni Broome, Auburn | 2.6 |
| 4. | Derek Fountain, LSU | 2.5 |
| 5. | Henry Coleman III, Texas A&M | 2.4 |
| | Josh Gray, South Carolina | 2.4 |
| | Matthew Moncrief, Georgia | 2.4 |
| | Quentin Millora-Brown, Vanderbilt | 2.4 |

CRASHING THE BOARDS:

Texas A&M's tandem of Dexter Dennis and Tyrece "Boots" Radford is the ONLY 6-foot-5 or shorter pair nationally with 600-plus career rebounds.

6-5 and Under Tandems With 600+ Rebounds

| School | Player (Height) | Rebounds |
|------------|-----------------------|----------|
| Texas A&M | Tyce Radford (6-2) | 667 |
| | Dexter Dennis (6-5) | 672 |
| Close... | | |
| Penn State | Jalen Pickett (6-4) | 665 |
| | Camren Wynter (6-2) | 549 |
| Towson | Nygal Russell (6-4) | 575 |
| | Cameron Holden (6-5) | 573 |
| UAB | Ledarius Brewer (6-5) | 605 |
| | Tavin Lovan (6-4) | 565 |



EARLY SIGNEE LINDSAY:

Texas A&M announced the addition of standout guard prospect Bryce Lindsay (Baltimore, Md.), who will join the Aggies for the 2023-24 season.

- Associate Head Coach Devin Johnson said, "We are thrilled to add Bryce Lindsay to our program. His toughness, shot-making ability and high IQ are going to fit well here in Aggieland. Bryce will continue to help Coach Buzz (Williams) build something special here at Texas A&M!"
- The 6-foot-4 Lindsay, who is playing a post-graduate season at IMG Academy in Bradenton, Fla., averaged 19.6 points, 3.0 rebounds and 3.0 assists for St. Frances Academy (Md.) in 2021-22 while leading the Panthers to a 35-6 record. He was coached by Nick Myles at St. Frances. Rated a four-star prospect by Rivals.com, Lindsay chose Texas A&M over Villanova, West Virginia and South Carolina.












































RANDOM NOTABLES:

- Dexter Dennis' 16 rebounds vs. Florida on 1/18 were the most by an Aggie vs. a SEC opponent since Robert Williams had 16 vs. Missouri on 2/8/2017. Interestingly, Texas A&M Radio Network analyst John Thornton had 17 rebounds against Baylor on 2/14/1974.
- Easily the Aggies' most prolific shooter from deep, Wade Taylor IV has improved his 3-point % significantly from last year. Taylor is hitting 34.9% in 2022-23 after making 27.8% as a freshman.
- The Aggies' starting lineup has a definite Pelican State flavor with at least two Louisiana natives in it for every game so far this season - Tyrece Radford (Baton Rouge) and Dexter Dennis (Baker).
- The Aggies have used the same starting lineup (Coleman III, Dennis, Marble, Radford and Taylor IV) for the last 10 games. For the season, the fivesome is 10-2 with losses to Boise State and Kentucky.
- The defensive-minded duo of Andersson Garcia and Andre Gordon have been the first players off the bench either individually or as a pair for the last nine games.
- The Aggies' 2022-23 roster was bolstered by the addition of six newcomers in the offseason -- five transfers and one scholarship freshman. Headlining the group was Dexter Dennis, who was the American Athletic Conference Defensive Player of the Year at Wichita State in 2021-22, and Julius Marble, who helped Michigan State advance to the second round of the NCAA tournament. Both have earned spots in the starting five.



SOCK LEADERBOARD:










































Aggie Basketball rewards each 'Charge Taken' with a pair of socks. Here's the leaderboard:

| | |
|-------------------|---|
| Henry Coleman III |         |
| Andersson Garcia |         |
| Dexter Dennis |       |
| Julius Marble |       |
| Wade Taylor IV |      |
| Andre Gordon |     |
| Tyrece Radford |    |
| Manny Obaseki |   |
| KK Robinson |  |



































TALKING TURKEY:

In Aggie Basketball vernacular, a "turkey" is three defensive stops in a row:

































































November

| | |
|-----------|---|
| ULM |         |
| ACU |         |
| vs. MSU |     |
| vs. CU |   |
| vs. LCU |         |
| at DePaul |         |
| SMU |    |

December

| | |
|---------------|---|
| vs. Boise St. |   |
| Oregon St. |         |
| at Memphis |       |
| Wofford |     |
| NW State |         |
| PVA&M |       |

January

| | |
|-------------|---|
| at Florida |         |
| LSU |         |
| Missouri |         |
| at SC |         |
| Florida |         |
| Kentucky |         |
| at Auburn |         |
| Vanderbilt |         |
| at Arkansas | |

February

| | |
|----------------------|--|
| Georgia | |
| Auburn | |
| at LSU | |
| Arkansas | |
| at Missouri | |
| Tennessee | |
| at Mississippi State | |
| Ole Miss | |

March

| | |
|---------|--|
| Alabama | |
|---------|--|

— SEC — STANDINGS

| As of Jan. 28, 2023 | Conference | | | | Overall | | | | | |
|----------------------|------------|-------------|------------|------------|-------------|-------------|-------------|------------|------------|-----------|
| | W-L | Pct. | H | A | W-L | Pct. | H | A | N | Strk |
| Alabama | 8-0 | 1.000 | 4-0 | 4-0 | 18-3 | .857 | 10-0 | 6-1 | 2-2 | L1 |
| Tennessee | 7-1 | .875 | 3-1 | 4-0 | 18-3 | .857 | 10-1 | 4-1 | 4-1 | W4 |
| Texas A&M | 7-1 | .875 | 4-0 | 3-1 | 15-6 | .714 | 10-1 | 4-2 | 1-3 | W2 |
| Auburn | 6-2 | .750 | 3-1 | 3-1 | 16-5 | .762 | 10-1 | 4-3 | 2-1 | L2 |
| Florida | 5-3 | .625 | 3-1 | 2-2 | 12-9 | .571 | 7-3 | 3-3 | 2-3 | L1 |
| Kentucky | 5-3 | .625 | 3-1 | 2-2 | 14-7 | .667 | 11-2 | 2-3 | 1-2 | L1 |
| Georgia | 4-4 | .500 | 3-1 | 1-3 | 14-7 | .667 | 11-1 | 1-5 | 2-1 | W1 |
| Missouri | 4-4 | .500 | 3-1 | 1-3 | 16-5 | .762 | 12-2 | 2-3 | 2-0 | W2 |
| Arkansas | 3-5 | .375 | 3-1 | 0-4 | 14-7 | .667 | 11-1 | 0-5 | 3-1 | L1 |
| Vanderbilt | 3-5 | .375 | 2-2 | 1-3 | 10-11 | .476 | 7-5 | 2-4 | 1-2 | L2 |
| LSU | 1-7 | .125 | 1-3 | 0-4 | 12-9 | .571 | 9-4 | 0-4 | 3-1 | L8 |
| Ole Miss | 1-7 | .125 | 0-4 | 1-3 | 9-12 | .429 | 6-6 | 1-5 | 2-1 | L3 |
| Mississippi State | 1-7 | .125 | 1-3 | 0-4 | 13-8 | .619 | 8-3 | 1-4 | 4-1 | W1 |
| South Carolina | 1-7 | .125 | 0-4 | 1-3 | 8-13 | .381 | 6-4 | 2-5 | 0-4 | L5 |

ABOUT THOSE QUOTE SHIRTS

Quote Shirts have been a pillar in the culture of Buzz Williams' programs throughout his career as a head coach.

- Coach Williams gives Quote Shirts to the players and staff throughout the season to show them that he loves them, and also the shirts serve a bigger purpose with stories and seminars within its context.
- Twelve Quote Shirts are given out annually. So far in 2022-23, nine Quote Shirts have made their debuts:

'We Are Always Choosing'

'Be Allergic to the Big Meal'

'Never Let That Influence This'

Airtime Equals Our Time'

'In Order To Climb the Ladder, You Must Go One Step At a Time'

'HUNT'

'Where's there's love, there's magic'

'All Success Is A Lagging Indicator'

'Embrace the Metamorphosis'

- Each individual Quote Shirt carries a life lesson or story behind its design for which the people within the men's basketball family can relate.
- Whether the shirt reminds the players of a moment, value or just a simple sentence or phrase designed to help them #getBETTER, it carries a deeper meaning.
- These shirts forever serve as a reminder for all involved with the program to do right for the rest of their lives.



— NUMERICAL / ALPHABETICAL ROSTER —

TEXAS A&M BASKETBALL

NUMERICAL

| # | Player | Pos. | Ht. | Wt. | Cl.-Exp. | Hometown / High School / Previous School |
|----|--------------------|------|-----|-----|----------|---|
| 0 | Dexter Dennis | G | 6-5 | 210 | Gr.-TR | Baker, La. / Believe Academy (S.C.) / Wichita State |
| 1 | Khalen Robinson | G | 6-0 | 180 | Jr.-TR | Little Rock, Ark. / Oak Hill Academy (Va.) / Arkansas |
| 2 | Hayden Hefner | G | 6-6 | 185 | Jr.-2L | Nederland, Texas / Nederland |
| 3 | Erik Pratt | G | 6-5 | 185 | Jr.-TR | Lake Worth, Fla. / Park Vista / Seward County CC |
| 4 | Wade Taylor IV | G | 6-0 | 185 | So.-1L | Dallas, Texas / Lancaster |
| 5 | Jordan Williams | G | 6-3 | 215 | Fr.-HS | Houston, Texas / Second Baptist |
| 10 | Ethan Henderson | F | 6-8 | 205 | 5th-1L | Little Rock, Ark. / Parkview Magnet / Arkansas |
| 11 | Andersson Garcia | F | 6-7 | 210 | Jr.-TR | Moca, Dominican Republic / Hamilton Heights (Tenn.) / Mississippi State |
| 13 | Solomon Washington | F | 6-7 | 225 | Fr.-HS | New Orleans, La. / Carver |
| 15 | Henry Coleman III | F | 6-8 | 245 | Jr.-1L | Richmond, Va. / Trinity Episcopal School / Duke |
| 20 | Andre Gordon | G | 6-2 | 185 | Sr.-3L | Sidney, Ohio / Sidney |
| 22 | Davin Watkins | G | 6-1 | 193 | So.-1L | Nolensville, Tenn. / Nolensville |
| 23 | Tyrece Radford | G | 6-2 | 195 | Sr.-1L | Baton Rouge, La. / McKinley / Virginia Tech |
| 24 | Jaelyn Lee | G | 6-6 | 195 | Fr.-HS | Paris, Texas / Paris |
| 31 | Javonte Brown | F | 7-0 | 255 | So.-1L | Toronto, Ontario / Thornlea Secondary School / UConn |
| 32 | Ashton Smith | F | 6-9 | 270 | R-Fr.-SQ | Spring, Texas / Legacy The School of Sport Sciences |
| 34 | Julius Marble | F | 6-9 | 245 | Jr.-TR | Dallas, Texas / Dallas Jesuit / Michigan State |
| 35 | Manny Obaseki | G | 6-4 | 189 | So.-1L | Allen, Texas / John Paul II |

ALPHABETICAL

| # | Player | Pos. | Ht. | Wt. | Cl.-Exp. | Hometown / High School / Previous School |
|----|--------------------|------|-----|-----|----------|---|
| 31 | Javonte Brown | F | 7-0 | 255 | So.-1L | Toronto, Ontario / Thornlea Secondary School / UConn |
| 15 | Henry Coleman III | F | 6-8 | 245 | Jr.-1L | Richmond, Va. / Trinity Episcopal School / Duke |
| 0 | Dexter Dennis | G | 6-5 | 210 | Gr.-TR | Baker, La. / Believe Academy (S.C.) / Wichita State |
| 11 | Andersson Garcia | F | 6-7 | 210 | Jr.-TR | Moca, Dominican Republic / Hamilton Heights (Tenn.) / Mississippi State |
| 20 | Andre Gordon | G | 6-2 | 185 | Sr.-3L | Sidney, Ohio / Sidney |
| 10 | Ethan Henderson | F | 6-8 | 205 | 5th-1L | Little Rock, Ark. / Parkview Magnet / Arkansas |
| 2 | Hayden Hefner | G | 6-6 | 185 | Jr.-2L | Nederland, Texas / Nederland |
| 24 | Jaelyn Lee | G | 6-6 | 195 | Fr.-HS | Paris, Texas / Paris |
| 34 | Julius Marble | F | 6-9 | 245 | Jr.-TR | Dallas, Texas / Dallas Jesuit / Michigan State |
| 35 | Manny Obaseki | G | 6-4 | 189 | So.-1L | Allen, Texas / John Paul II |
| 3 | Erik Pratt | G | 6-5 | 185 | Jr.-TR | Lake Worth, Fla. / Park Vista / Seward County CC |
| 23 | Tyrece Radford | G | 6-2 | 195 | Sr.-1L | Baton Rouge, La. / McKinley / Virginia Tech |
| 1 | Khalen Robinson | G | 6-0 | 180 | Jr.-TR | Little Rock, Ark. / Oak Hill Academy (Va.) / Arkansas |
| 32 | Ashton Smith | F | 6-9 | 270 | R-Fr.-SQ | Spring, Texas / Legacy The School of Sport Sciences |
| 4 | Wade Taylor IV | G | 6-0 | 185 | So.-1L | Dallas, Texas / Lancaster |
| 13 | Solomon Washington | F | 6-7 | 225 | Fr.-HS | New Orleans, La. / Carver |
| 22 | Davin Watkins | G | 6-1 | 193 | So.-1L | Nolensville, Tenn. / Nolensville |
| 5 | Jordan Williams | G | 6-3 | 215 | Fr.-HS | Houston, Texas / Second Baptist |

COACHING STAFF

Head Coach: Buzz Williams (4th season)

Associate Head Coach: Devin Johnson (4th season)

Assistant Coach: Steve Roccaforte (2nd season)

Assistant Coach: Lyle Wolf (4th season)

Special Assistant to the Head Coach: Dale Layer (4th season)

Chief of Staff: Luke Hillin (6th season)

Director of Basketball Operations: Vince Walden (4th season)

Director of Creative Design and Branding: Josh Chambers (4th season)

Director of Scouting: TJ Ryan (4th season)

Senior Associate Athletic Trainer: Eddie Benion (4th season)

Director of Sports Performance: Steve Gephardt (3rd season)

PRONUNCIATION GUIDE

| | |
|----------------------|-----------------------------|
| Manny Obaseki | oh-bass-uh-key |
| Khalen Robinson | KAH-lin (but use KK) |
| Tyrece Radford | tie-reese |
| Davin Watkins | DAH-vin (rhymes with Gavin) |
| Wabissa Bede (staff) | wa-BEE-sah BEE-dee |

Director of Player Relations: Antonio McKenzie (2nd season)

Administrative Coordinator: Landry Moffett

Program Aide: Wabissa Bede (2nd Season)

Graduate Assistant: Cal Furgal



— HEAD COACH — BUZZ WILLIAMS



THE WILLIAMS FILE

HOMETOWN Van Alstyne, Texas
WIFE the former Corey Norman
CHILDREN Zera, Calvin, Mason and Addyson
COLLEGE Oklahoma City University
(Bachelor's degree in kinesiology, 1994)

HEAD COACHING RECORD

NEW ORLEANS (1 year) 14-17
2006-07 14-17 --

MARQUETTE (6 years) 139-69
2008-09 25-10 NCAA (2nd Rd)
2009-10 22-12 NCAA (1st Rd)
2010-11 22-15 NCAA (Sweet 16)
2011-12 27-8 Big East Champs/NCAA (Sweet 16)
2012-13 26-9 Big East Co-Champs/NCAA (Elite 8)
2013-14 17-15 --

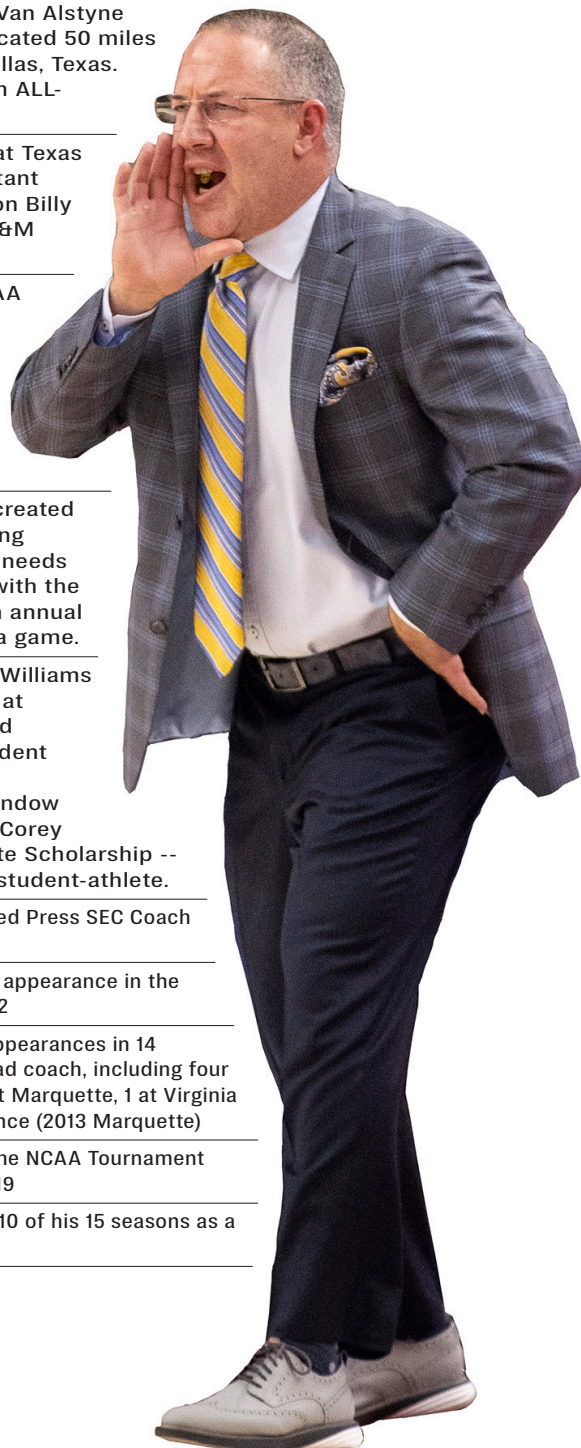
VIRGINIA TECH (5 years) 100-69
2014-15 11-22 --
2015-16 20-15 NIT (2nd Rd)
2016-17 22-11 NCAA (1st Rd)
2017-18 21-12 NCAA (1st Rd)
2018-19 26-9 NCAA (Sweet 16)

TEXAS A&M (4th year) 65-42
2019-20 16-14 *No postseason due to COVID-19*
2020-21 8-10 --
2021-22 27-13 NIT (Finalist)
2022-23 15-6
TOTAL (16th year) 317-198

*The first two games of the 2021-22 season are not reflected in Williams' record.

BUZZ WILLIAMS AT A GLANCE

- Buzz Williams is in his fourth season as the head coach at Texas A&M and his 16th year as a collegiate head coach.
- Prior to being named head coach of the Aggies on April 3, 2019, Williams served as head coach at Virginia Tech (5 years, 2014-19), Marquette (6 years, 2008-14) and New Orleans (1 year, 2006-07).
- He received the nickname "Buzz" while working as an energetic student assistant for longtime Navarro Junior College coach and mentor Lewis Orr. Brent Langdon Williams or "Buzz" was inducted into the Navarro College Bulldog Hall of Fame in 2021.
- Williams was born in Greenville, Texas and grew up in the small Texas town of Van Alstyne (population 4,369), which is located 50 miles north of the Cotton Bowl in Dallas, Texas. Van Alstyne is pronounced Van ALL-steen.
- This is Williams' second stint at Texas A&M - he also served as assistant coach/recruiting coordinator on Billy Gillispie's first staff at Texas A&M from 2004-06.
- Williams is one of the few NCAA Div. I head coaches that did not play college basketball. Instead, he was a student/graduate assistant at Navarro JC, Oklahoma City University and TAMU-Kingsville.
- While at Marquette, Williams created "Buzz's Bunch" as a way to bring together children with special needs and allow them to fall in love with the game of basketball through an annual free camp and free tickets to a game.
- As part of "Buzz's Bunch," the Williams family endowed a scholarship at Virginia Tech, which is awarded annually to a Virginia Tech student with a disability. Additionally, Williams' wife, Corey, helped endow a scholarship -- The Buzz and Corey Williams Family Student-Athlete Scholarship -- which is awarded to a female student-athlete.
- Williams was named the Associated Press SEC Coach of the Year in 2019-20
- He guided the Aggies to first-ever appearance in the NIT championship game in 2021-22
- He has eight NCAA Tournament appearances in 14 postseason opportunities as a head coach, including four career Sweet 16 appearances (3 at Marquette, 1 at Virginia Tech) and one Elite Eight appearance (2013 Marquette)
- Williams guided Virginia Tech to the NCAA Tournament three straight seasons from 2017-19
- He has won 20-or-more games in 10 of his 15 seasons as a head coach.





MOLDING YOUNG MINDS:

Buzz Williams presented a trio of lectures to the SOMS (School of Military Science) 380: Workshop in Leadership Education class this fall semester in a collaboration with Texas A&M's Corps of Cadets and the Hollingsworth Center for Ethical Leadership.

- Dr. Dave Keller, Director of the Hollingsworth Center, said, "The Hollingsworth Center works primarily with students who are not going into the military upon graduation, although we certainly have several that do. Our SOMS [School of Military Science] program of study begins during the spring semester of their sophomore year, where we focus on helping cadets find their strengths and lead from a perspective of authenticity."
- Keller added, "SOMS 380 is the second course for our students. It focuses heavily on finding their leadership constraints and blind spots, and then developing an action plan to intentionally improve in these critical areas. In later semesters, students learn more about the science of leadership, along with how to lead teams and organizations more effectively."
- Dr. Darin Paine, Associate Director for the Hollingsworth Center, said, "Whenever cadets can learn from a presenter such as Coach Buzz Williams, there are many opportunities for personal and professional gain. It could reinforce what they are already learning in SOMS, or present a new concept, or allow them to hear something that applies to their life right now. There are countless opportunities to benefit from an experience like this. Coach Williams is a high achiever, lifelong learner, and very enthusiastic about teaching. He has so much to offer and we are thrilled with this partnership."
- One of the class attendees, sophomore Luke White, told the Bryan-College Station Eagle: "I think it's really cool that he's doing this. He's going beyond being just a coach. He's really trying to connect with us as students."
- For more information about SOMS 380 and the Hollingsworth Center for Ethical Leadership, go to: corps.tamu.edu.



— COACHING / SUPPORT STAFF —

TEXAS A&M BASKETBALL



BUZZ WILLIAMS
HEAD COACH
4TH SEASON



DEVIN JOHNSON
ASSOCIATE HEAD COACH
4TH SEASON



STEVE ROCCAFORTE
ASSISTANT COACH
2ND SEASON



LYLE WOLF
ASSISTANT COACH
4TH SEASON



DALE LAYER
SPECIAL ASST. TO THE HEAD COACH
4TH SEASON



LUKE HILLIN
CHIEF OF STAFF
6TH SEASON



VINCE WALDEN
DIR. OF BASKETBALL OPERATIONS
4TH SEASON



JOSH CHAMBERS
DIR. OF CREATIVE DESIGN & BRANDING
4TH SEASON



TJ RYAN
DIR. OF SCOUTING
4TH SEASON



EDDIE BENION
SENIOR ASSOC. ATHLETIC TRAINER
4TH SEASON



STEVE GEPHARDT
DIR. OF SPORTS PERFORMANCE
3RD SEASON



ANTONIO MCKENZIE
DIR. OF PLAYER RELATIONS
2ND SEASON



LANDRY MOFFETT
ADMINISTRATIVE COORDINATOR
1ST SEASON



STUDENT MANAGERS

(L-R) MASON FULLER, JELANI SPAIN, HEAD COACH BUZZ WILLIAMS, PAYTON WRINKLE, JACK LEVIS



WABISSA BEDE
PROGRAM AIDE
2ND SEASON



CAL FURGAL
GRADUATE ASSISTANT
1ST SEASON



SEASON STATS

Game Records

| Record | Overall | Home | Away | Neutral |
|----------------|---------|------|------|---------|
| ALL GAMES | 15-6 | 10-1 | 4-2 | 1-3 |
| CONFERENCE | 7-1 | 4-0 | 3-1 | 0-0 |
| NON-CONFERENCE | 8-5 | 6-1 | 1-1 | 1-3 |

Score by Periods

| Team | 1st | 2nd | OT | TOT |
|-----------|-----|-----|----|------|
| Texas A&M | 747 | 820 | 0 | 1567 |
| Opponents | 631 | 754 | 0 | 1385 |

Team Box Score

| No. | Player | | | | Total | | 3-Point | | F-Throw | | Rebounds | | | | | | | | | | | |
|-----------|---------------------|-------|--------|------|----------|------|----------|------|---------|------|----------|-----|-----|------|-----|----|-----|-----|-----|-----|------|------|
| | | GP-GS | MIN | AVG | FG-FGA | FG% | 3FG-3FGA | 3FG% | FT-FTA | FT% | OFF | DEF | TOT | AVG | PF | DQ | A | TO | BLK | STL | PTS | AVG |
| 4 | TAYLOR IV, Wade | 21-19 | 563:44 | 26.8 | 93-222 | .419 | 44-126 | .349 | 80-96 | .833 | 10 | 53 | 63 | 3.0 | 57 | 1 | 84 | 53 | 1 | 37 | 310 | 14.8 |
| 23 | RADFORD, Tyrece | 21-21 | 627:28 | 29.9 | 82-195 | .421 | 24-74 | .324 | 97-120 | .808 | 39 | 73 | 112 | 5.3 | 32 | 0 | 43 | 35 | 7 | 16 | 285 | 13.6 |
| 15 | COLEMAN III, Henry | 21-17 | 556:52 | 26.5 | 82-149 | .550 | 0-1 | .000 | 47-69 | .681 | 43 | 78 | 121 | 5.8 | 41 | 1 | 23 | 30 | 4 | 19 | 211 | 10.0 |
| 34 | MARBLE, Julius | 21-16 | 445:57 | 21.2 | 83-145 | .572 | 0-7 | .000 | 39-67 | .582 | 28 | 57 | 85 | 4.0 | 54 | 2 | 8 | 25 | 7 | 11 | 205 | 9.8 |
| 0 | DENNIS, Dexter | 21-21 | 570:50 | 27.2 | 56-151 | .371 | 23-88 | .261 | 36-46 | .783 | 28 | 87 | 115 | 5.5 | 47 | 1 | 24 | 23 | 12 | 20 | 171 | 8.1 |
| 35 | OBASEKI, Manny | 14-0 | 236:55 | 16.9 | 33-72 | .458 | 5-12 | .417 | 25-32 | .781 | 3 | 21 | 24 | 1.7 | 27 | 1 | 18 | 26 | 2 | 7 | 96 | 6.9 |
| 2 | HEFNER, Hayden | 18-1 | 232:04 | 12.9 | 27-62 | .435 | 15-41 | .366 | 17-21 | .810 | 1 | 14 | 15 | 0.8 | 25 | 0 | 12 | 17 | 4 | 5 | 86 | 4.8 |
| 13 | WASHINGTON, Solomon | 17-4 | 224:03 | 13.2 | 18-37 | .486 | 4-11 | .364 | 17-24 | .708 | 24 | 31 | 55 | 3.2 | 36 | 0 | 8 | 10 | 10 | 8 | 57 | 3.4 |
| 11 | GARCIA, Andersson | 20-1 | 284:37 | 14.2 | 16-32 | .500 | 0-3 | .000 | 18-25 | .720 | 35 | 42 | 77 | 3.9 | 44 | 2 | 17 | 15 | 4 | 12 | 50 | 2.5 |
| 1 | ROBINSON, Khalel | 13-0 | 87:58 | 6.8 | 9-17 | .529 | 2-8 | .250 | 11-17 | .647 | 2 | 8 | 10 | 0.8 | 11 | 0 | 7 | 9 | 0 | 6 | 31 | 2.4 |
| 20 | GORDON, Andre | 21-5 | 321:13 | 15.3 | 17-52 | .327 | 10-30 | .333 | 4-7 | .571 | 3 | 27 | 30 | 1.4 | 19 | 0 | 32 | 12 | 0 | 11 | 48 | 2.3 |
| 31 | BROWN, Javonte | 5-0 | 17:60 | 3.6 | 5-9 | .556 | 0-0 | .000 | 0-0 | .000 | 5 | 5 | 10 | 2.0 | 1 | 0 | 1 | 1 | 2 | 0 | 10 | 2.0 |
| 22 | WATKINS, Davin | 1-0 | 01:57 | 2.0 | 0-0 | .000 | 0-0 | .000 | 1-2 | .500 | 0 | 0 | 0 | 0.0 | 0 | 0 | 0 | 0 | 0 | 1 | 1 | 1.0 |
| 3 | PRATT, Erik | 7-0 | 28:21 | 4.1 | 2-13 | .154 | 2-9 | .222 | 0-0 | .000 | 0 | 1 | 1 | 0.1 | 2 | 0 | 2 | 1 | 0 | 1 | 6 | 0.9 |
| Team | | | | | | | | | | | 30 | 26 | 56 | | | | | 7 | | | | |
| Total | | 21 | 4200 | | 523-1156 | .452 | 129-410 | .315 | 392-526 | .745 | 251 | 523 | 774 | 36.9 | 396 | 8 | 279 | 264 | 53 | 154 | 1567 | 74.6 |
| Opponents | | 21 | 4200 | | 451-1135 | .397 | 176-519 | .339 | 307-424 | .724 | 213 | 441 | 654 | 31.1 | 424 | 11 | 271 | 305 | 70 | 146 | 1385 | 66.0 |

Team Statistics

| | TA&M | OPP |
|------------------------|-----------------|-----------------|
| Scoring | 1567 | 1385 |
| Points per game | 74.6 | 66.0 |
| Scoring margin | +8.7 | - |
| Field goals-att | 523-1156 | 451-1135 |
| Field goal pct | .452 | .397 |
| 3 point fg-att | 129-410 | 176-519 |
| 3-point FG pct | .315 | .339 |
| 3-pt FG made per game | 6.1 | 8.4 |
| Free throws-att | 392-526 | 307-424 |
| Free throw pct | .745 | .724 |
| F-Throws made per game | 18.7 | 14.6 |
| Rebounds | 774 | 654 |
| Rebounds per game | 36.9 | 31.1 |
| Rebounding margin | +5.7 | - |
| Assists | 279 | 271 |
| Assists per game | 13.3 | 12.9 |
| Turnovers | 264 | 305 |
| Turnovers per game | 12.6 | 14.5 |
| Turnover margin | +2.0 | - |
| Assist/turnover ratio | 1.1 | 0.9 |
| Steals | 154 | 146 |
| Steals per game | 7.3 | 7.0 |
| Blocks | 53 | 70 |
| Blocks per game | 2.5 | 3.3 |
| Winning streak | 2 | - |
| Home win streak | 6 | - |
| Attendance | 88294 | 61291 |
| Home games-Avg/Game | 11-8027 | 6-10215 |
| Neutral site-Avg/Game | - | 4-980 |

Team Results

| Date | Opponent | | Score | Att. |
|------------|-------------------|---|--------|-------|
| 11/07/2022 | ULM | W | 87-54 | 6262 |
| 11/11/2022 | Abilene Christian | W | 77-58 | 6782 |
| 11/17/2022 | vs Murray St. | L | 79-88 | 1321 |
| 11/18/2022 | vs Colorado | L | 75-103 | 1332 |
| 11/20/2022 | vs Loyola Chicago | W | 67-51 | 1267 |
| 11/25/2022 | at DePaul | W | 82-66 | 2703 |
| 11/30/2022 | SMU | W | 83-64 | 6956 |
| 12/03/2022 | vs Boise St. | L | 71-86 | 0 |
| 12/11/2022 | Oregon St. | W | 72-54 | 7044 |
| 12/17/2022 | at Memphis | L | 79-83 | 11544 |
| 12/20/2022 | Wofford | L | 62-67 | 6518 |
| 12/27/2022 | Northwestern St. | W | 64-52 | 6551 |
| 12/30/2022 | Prairie View | W | 86-66 | 7174 |
| 01/04/2023 | at Florida | W | 66-63 | 7023 |
| 01/07/2023 | LSU | W | 69-56 | 9319 |
| 01/11/2023 | Missouri | W | 82-64 | 6916 |
| 01/14/2023 | at South Carolina | W | 94-53 | 10883 |
| 01/18/2023 | Florida | W | 54-52 | 12126 |
| 01/21/2023 | at Kentucky | L | 67-76 | 20017 |
| 01/25/2023 | at Auburn | W | 79-63 | 9121 |
| 01/28/2023 | Vanderbilt | W | 72-66 | 12646 |



SEC ONLY STATS

Game Records

| Record | Overall | Home | Away | Neutral |
|----------------|---------|------|------|---------|
| ALL GAMES | 7-1 | 4-0 | 3-1 | 0-0 |
| CONFERENCE | 7-1 | 4-0 | 3-1 | 0-0 |
| NON-CONFERENCE | 0-0 | 0-0 | 0-0 | 0-0 |

Score by Periods

| Team | 1st | 2nd | OT | TOT |
|-----------|-----|-----|----|-----|
| Texas A&M | 290 | 293 | 0 | 583 |
| Opponents | 194 | 299 | 0 | 493 |

Team Box Score

| No. | Player | | | | Total | | 3-Point | | F-Throw | | Rebounds | | | | | | | | | | | | | |
|-----------|---------------------|-------|--------|------|---------|------|----------|------|---------|------|----------|-----|-----|------|-----|----|----|-----|-----|-----|-----|------|--|--|
| | | GP-GS | MIN | AVG | FG-FGA | FG% | 3FG-3FGA | 3FG% | FT-FTA | FT% | OFF | DEF | TOT | AVG | PF | DQ | A | TO | BLK | STL | PTS | AVG | | |
| 23 | RADFORD, Tyrece | 8-8 | 257:46 | 32.2 | 40-89 | .449 | 9-29 | .310 | 36-48 | .750 | 12 | 32 | 44 | 5.5 | 10 | 0 | 19 | 12 | 1 | 6 | 125 | 15.6 | | |
| 4 | TAYLOR IV, Wade | 8-8 | 235:17 | 29.4 | 37-92 | .402 | 13-46 | .283 | 22-23 | .957 | 4 | 26 | 30 | 3.8 | 21 | 0 | 38 | 26 | 0 | 7 | 109 | 13.6 | | |
| 34 | MARBLE, Julius | 8-8 | 203:34 | 25.4 | 40-73 | .548 | 0-3 | .000 | 25-35 | .714 | 11 | 19 | 30 | 3.8 | 27 | 2 | 2 | 11 | 5 | 4 | 105 | 13.1 | | |
| 0 | DENNIS, Dexter | 8-8 | 237:06 | 29.6 | 26-68 | .382 | 10-38 | .263 | 16-19 | .842 | 16 | 44 | 60 | 7.5 | 18 | 0 | 5 | 12 | 4 | 10 | 78 | 9.8 | | |
| 15 | COLEMAN III, Henry | 8-8 | 231:25 | 28.9 | 28-50 | .560 | 0-0 | .000 | 12-16 | .750 | 19 | 33 | 52 | 6.5 | 21 | 1 | 6 | 10 | 1 | 7 | 68 | 8.5 | | |
| 35 | OBASEKI, Manny | 1-0 | 13:46 | 13.8 | 1-3 | .333 | 0-0 | .000 | 2-4 | .500 | 0 | 3 | 3 | 3.0 | 0 | 0 | 2 | 0 | 0 | 0 | 4 | 4.0 | | |
| 2 | HEFNER, Hayden | 8-0 | 92:12 | 11.5 | 10-20 | .500 | 8-16 | .500 | 4-7 | .571 | 0 | 8 | 8 | 1.0 | 6 | 0 | 8 | 6 | 1 | 1 | 32 | 4.0 | | |
| 1 | ROBINSON, Khalen | 3-0 | 11:56 | 4.0 | 3-4 | .750 | 0-1 | .000 | 6-7 | .857 | 1 | 2 | 3 | 1.0 | 3 | 0 | 1 | 2 | 0 | 0 | 12 | 4.0 | | |
| 20 | GORDON, Andre | 8-0 | 130:34 | 16.3 | 8-19 | .421 | 3-8 | .375 | 4-7 | .571 | 0 | 11 | 11 | 1.4 | 4 | 0 | 10 | 4 | 0 | 5 | 23 | 2.9 | | |
| 11 | GARCIA, Andersson | 8-0 | 120:48 | 15.1 | 6-11 | .545 | 0-1 | .000 | 7-9 | .778 | 16 | 13 | 29 | 3.6 | 19 | 1 | 7 | 10 | 2 | 4 | 19 | 2.4 | | |
| 31 | BROWN, Javonte | 1-0 | 03:56 | 3.9 | 1-3 | .333 | 0-0 | .000 | 0-0 | .000 | 2 | 0 | 2 | 2.0 | 0 | 0 | 0 | 0 | 0 | 0 | 2 | 2.0 | | |
| 13 | WASHINGTON, Solomon | 5-0 | 55:47 | 11.2 | 1-3 | .333 | 0-1 | .000 | 3-6 | .500 | 7 | 11 | 18 | 3.6 | 10 | 0 | 1 | 1 | 3 | 1 | 5 | 1.0 | | |
| 22 | WATKINS, Davin | 1-0 | 01:57 | 2.0 | 0-0 | .000 | 0-0 | .000 | 1-2 | .500 | 0 | 0 | 0 | 0.0 | 0 | 0 | 0 | 0 | 0 | 1 | 1 | 1.0 | | |
| 3 | PRATT, Erik | 1-0 | 03:57 | 4.0 | 0-2 | .000 | 0-2 | .000 | 0-0 | .000 | 0 | 0 | 0 | 0.0 | 0 | 0 | 0 | 0 | 0 | 0 | 0 | 0.0 | | |
| Team | | | | | | | | | | | 7 | 11 | 18 | | | | | 3 | | | | | | |
| Total | | 8 | 1600 | | 201-437 | .460 | 43-145 | .297 | 138-183 | .754 | 95 | 213 | 308 | 38.5 | 139 | 4 | 99 | 97 | 17 | 46 | 583 | 72.9 | | |
| Opponents | | 8 | 1600 | | 164-437 | .375 | 61-200 | .305 | 104-145 | .717 | 80 | 161 | 241 | 30.1 | 155 | 4 | 93 | 101 | 33 | 51 | 493 | 61.6 | | |

Team Statistics

| | TA&M | OPP |
|------------------------|---------|---------|
| Scoring | 583 | 493 |
| Points per game | 72.9 | 61.6 |
| Scoring margin | +11.3 | - |
| Field goals-att | 201-437 | 164-437 |
| Field goal pct | .460 | .375 |
| 3 point fg-att | 43-145 | 61-200 |
| 3-point FG pct | .297 | .305 |
| 3-pt FG made per game | 5.4 | 7.6 |
| Free throws-att | 138-183 | 104-145 |
| Free throw pct | .754 | .717 |
| F-Throws made per game | 17.3 | 13.0 |
| Rebounds | 308 | 241 |
| Rebounds per game | 38.5 | 30.1 |
| Rebounding margin | +8.4 | - |
| Assists | 99 | 93 |
| Assists per game | 12.4 | 11.6 |
| Turnovers | 97 | 101 |
| Turnovers per game | 12.1 | 12.6 |
| Turnover margin | +0.5 | - |
| Assist/turnover ratio | 1.0 | 0.9 |
| Steals | 46 | 51 |
| Steals per game | 5.8 | 6.4 |
| Blocks | 17 | 33 |
| Blocks per game | 2.1 | 4.1 |
| Winning streak | 2 | - |
| Home win streak | 4 | - |
| Attendance | 41007 | 47044 |
| Home games-Avg/Game | 4-10252 | 4-11761 |
| Neutral site-Avg/Game | - | 0-0 |

Team Results

| Date | Opponent | | Score | Att. |
|------------|-------------------|---|-------|-------|
| 01/04/2023 | at Florida | W | 66-63 | 7023 |
| 01/07/2023 | LSU | W | 69-56 | 9319 |
| 01/11/2023 | Missouri | W | 82-64 | 6916 |
| 01/14/2023 | at South Carolina | W | 94-53 | 10883 |
| 01/18/2023 | Florida | W | 54-52 | 12126 |
| 01/21/2023 | at Kentucky | L | 67-76 | 20017 |
| 01/25/2023 | at Auburn | W | 79-63 | 9121 |
| 01/28/2023 | Vanderbilt | W | 72-66 | 12646 |

DOUBLE TROUBLE

DOUBLE-DOUBLES (6)

Henry Coleman III.....vs ACU (13 points, 11 rebounds)
 Tyrece Radford.....vs Northwestern State (21 Points, 10 rebounds)
 Henry Coleman III.....vs Missouri (10, points, 10 rebounds)
 Dexter Dennis.....vs Missouri (13 points, 12 rebounds)
 Henry Coleman III.....at South Carolina (12 points, 11 rebounds)
 Dexter Dennis.....vs Florida (11 points, 16 rebounds)

THREE PLAYERS FINISHED IN DOUBLES FIGURES (6)

Murray State.....Hefner (13), Marble (12), Washington (12)
 Loyola Chicago.....Coleman III (13), Marble (11), Taylor IV (10)
 DePaul.....Radford (31), Taylor IV (21), Coleman III (12)
 SMU.....Coleman III (23), Taylor IV (13), Marble (10)
 Florida.....Marble (17), Radford (17), Taylor IV (17)
 Vanderbilt.....Coleman III (18), Radford (14), Taylor IV (14)

FOUR PLAYERS FINISHED IN DOUBLE FIGURES (7)

ACU.....Taylor IV (21), Coleman III (13), Radford (13), Dennis (13)
 Murray State.....Radford (19), Taylor IV (16), Obaseki (12), Marble (11)
 Oregon State.....Dennis (16), Radford (12), Marble (11), Obaseki (11)
 Memphis.....Taylor IV (25), Marble (16), Obaseki (14), Coleman III (12)
 Prairie View A&M.....Radford (20), Taylor IV (17), Obaseki (13), Coleman III (12)
 LSU.....Dennis (17), Marble (17), Radford (14), Taylor IV (13)
 Kentucky.....Radford (22), Marble (12), Coleman III (10), Dennis (10)

FIVE PLAYERS FINISHED IN DOUBLE FIGURES (3)

ULM.....Taylor IV (18), Coleman III (14), Hefner (12), Dennis (11), Obaseki (10)
 Boise State... Taylor IV (16), Coleman III (12), Radford (11), Dennis (10), Washington (10)
 South Carolina.. Taylor IV (20), Marble (14), Dennis (13), Coleman III (12), Robinson (12)

SIX PLAYERS FINISHED IN DOUBLE FIGURES (1)

Missouri Radford (16), Taylor IV (14), Dennis (13), Hefner (12), Marble (11), Coleman III (10)

OVERTIME GAMES

Overall Overtime Record.....42-57 (0-0 This Season)
 Home Overtime Record.....14-19
 Reed Arena Overtime Record.....6-9
 Road Overtime Record.....21-31
 Double Overtime Record.....8-12
 Triple Overtime Record.....0-2
 Quadruple Overtime Record.....0-1
 Five-Overtime Record.....0-1
 Postseason Overtime Record.....1-3
 Last OT Played.....vs Florida (W, 83-80, 3/10/22)
 Last Double OT (2 OT).....vs Abilene Christian (W, 81-80, 11/12/21)
 Last Triple OT (4 OT).....vs Tennessee (L, 85-93, 2/23/13)

| PLAYER | 1+1 | 3-PT. (OR 4-PT.) | CRUNCH |
|-------------|--------------------|---------------------|--------------------|
| Brown | 0-0 | 0-0 | 0-0 |
| Coleman III | 0-3 | 3-3 | 3-1 |
| Dennis | 1-0 | 1-0 | 1-3 |
| Garcia | 2-0 | 1-0 | 1-1 |
| Gordon | 0-1 | 0-0 | 1-1 |
| Hefner | 1-2 | 1-0 | 0-0 |
| Henderson | 0-0 | 0-0 | 0-0 |
| Marble | 1-1 | 4-3 | 0-0 |
| Obaseki | 1-0 | 2-1 | 0-0 |
| Pratt | 0-0 | 0-0 | 0-0 |
| Radford | 3-1 | 5-1 | 4-2 |
| Robinson | 1-0 | 0-1 | 0-0 |
| Taylor IV | 7-0 | 1-1 | 10-0 |
| Washington | 2-0 | 0-0 | 0-0 |
| TEAM | 19-8 (.704) | 18-10 (.643) | 20-8 (.714) |

KEY: 1+1, first free throw of one-and-one; 3-Pt., free throw to complete 3-point (or 4-point) play;
 Crunch, free throws in final two minutes of games within 10 points and in overtime.

TEXAS A&M MISCELLANEOUS STATISTICS (SEASON / CAREER)

| PLAYER | 10+ POINTS | 20+ POINTS | 30+ POINTS | 10+ REB. | 15+ REB. | 10+ ASSISTS | DUNKS | DOUBLE-DOUBLES | POINTS | INDIVIDUAL GAME LEADERS | | |
|--------------------|------------|------------|------------|----------|----------|-------------|---------|----------------|--------|-------------------------|---------|-------|
| | | | | | | | | | | REBOUNDS | ASSISTS | |
| BROWN | - / - | - / - | - / - | - / - | - / - | - / - | 1 / 5 | - / - | - / - | - / - | - / - | - / - |
| COLEMAN III | 11 / 30 | 2 / 5 | - / - | 3 / 9 | - / - | - / - | 15 / 45 | 3 / 8 | 4 / 10 | 6 / 24 | 4 / 4 | |
| DENNIS | 9 / 56 | - / 3 | - / - | 1 / 9 | 1 / 1 | - / - | 4 / 33 | 2 / 7 | 2 / 13 | 7 / 32 | 3 / 9 | |
| GARCIA | - / 2 | - / - | - / - | - / 2 | - / - | - / - | 2 / 11 | - / - | - / - | 3 / 9 | 3 / 3 | |
| GORDON | - / 19 | - / - | - / - | - / - | - / - | - / - | 1 / 15 | - / - | - / 6 | - / 1 | 3 / 18 | |
| HEFNER | 3 / 5 | - / - | - / - | - / - | - / - | - / - | 1 / 4 | - / - | 1 / 2 | - / 1 | - / 1 | |
| HENDERSON | - / 1 | - / - | - / - | - / - | - / - | - / - | - / 15 | - / - | - / - | - / 1 | - / - | |
| LEE | - / - | - / - | - / - | - / - | - / - | - / - | - / - | - / - | - / - | - / - | - / - | |
| MARBLE | 12 / 20 | - / - | - / - | - / 1 | - / - | - / - | 11 / 30 | - / - | 3 / 3 | 6 / 6 | - / - | |
| OBASEKI | 5 / 9 | - / - | - / - | - / - | - / - | - / - | 6 / 12 | - / - | - / 1 | - / 1 | 3 / 3 | |
| PRATT | - / - | - / - | - / - | - / - | - / - | - / - | - / - | - / - | - / - | - / - | - / - | |
| RADFORD | 8 / 59 | 3 / 10 | 2 / 2 | 2 / 13 | - / - | - / - | 2 / 7 | 1 / 6 | 7 / 23 | 7 / 39 | 3 / 12 | |
| ROBINSON | 1 / 2 | - / - | - / - | - / - | - / - | - / - | - / - | - / - | - / - | - / - | 1 / 2 | |
| SMITH | - / - | - / - | - / - | - / - | - / - | - / - | - / - | - / - | - / - | - / - | - / - | |
| TAYLOR IV | 11 / 25 | 5 / 6 | - / - | - / - | - / - | - / - | - / - | - / - | 7 / 11 | 1 / 1 | 14 / 26 | |
| WASHINGTON | 2 / 2 | - / - | - / - | - / - | - / - | - / - | 4 / 4 | - / - | - / - | 1 / 1 | - / - | |
| WATKINS | - / - | - / - | - / - | - / - | - / - | - / - | - / - | - / - | - / - | - / - | - / - | |
| WILLIAMS | - / - | - / - | - / - | - / - | - / - | - / - | - / - | - / - | - / - | - / - | - / - | |



THE LAST TIME...

TEXAS A&M...

| | |
|--|--|
| Scored 100 Points | 102 vs Dallas Christian, 12/27/21 |
| Shot 60 Percent From the Field | 61.1% vs Penn State, 11/21/17 |
| Shot 50 Percent From 3-Point Range (more than 10 attempts) | 53.3% vs Arkansas, 3/12/22 |
| Did Not Make a 3-Pointer | 0-for-13 vs Hartford, 1/3/15 |
| Had 40 Free Throw Attempts | 41 vs South Carolina, 1/18/20 |
| Made 30 Free Throws | 31 vs Tarleton State, 12/2/20 |
| Had 50 Rebounds | 54 vs Marshall, 12/22/18 |
| Had 30 Assists | 32 vs Savannah State, 12/13/17 |
| Had 15 Steals | 16 vs Loyola Chicago, 11/20/22 |
| Had 10 Blocked Shots | 12 vs Northwestern State, 12/3/18 |
| Had Four Players Score in Double Figures | at Kentucky, 1/21/23 |
| Had Five Players Score in Double Figures | at South Carolina, 1/14/23 |
| Had Two Players Score 20 Points | Henry Coleman III (24) & Tyrece Radford (21) vs Northwestern State, 12/27/22 |
| Had 30 Fouls | 33 vs Missouri, 3/13/14 |
| Had 30 Turnovers | 30 vs Texas, 2/3/99 |
| Won on a Buzzer Beater | 81-80 on a running three by TJ Starks at Alabama, 1/12/19 |

A TEXAS A&M PLAYER...

| | |
|-----------------------------------|--|
| Had a Double-Double | Dexter Dennis (11 pt./16 reb.) vs Florida, 1/18/23 |
| Had a Triple-Double | Bernard King (20 pt/10 reb/10 ast) vs Texas Tech, 1/9/02 |
| Scored 40 Points | 40, Elston Turner at Kentucky, 1/12/13 |
| Scored 30 Points | 30, Tyrece Radford at Auburn, 1/25/23 |
| Scored 20 Points with 20 Rebounds | 27 points & 21 rebounds, Rynn Wright vs UNLV, 12/15/78 |
| Made 5 Three-Pointers | 5, Tyrece Radford vs Auburn, 3/11/22 |
| Had 20 Rebounds | 21, Vernon Smith and Rynn Wright vs UNLV, 12/15/78 |
| Had 15 Rebounds | 16, Dexter Dennis vs Florida, 1/18/23 |
| Had 10 Assists | 11, Duane Wilson vs Buffalo, 12/21/17 |
| Had 5 Steals | 6, Wade Taylor IV at DePaul, 11/25/22 |
| Had 5 Blocks | 8, Josh Nebo vs Oregon State, 12/21/19 |
| Made 10 Field Goals | 10, Henry Coleman III vs SMU, 11/30/22 |
| Had 20 Field Goal Attempts | 20, Jay Jay Chandler vs LSU, 1/26/21 |
| Made 10 Free Throws | 11, Tyrece Radford at Auburn, 1/25/23 |
| Had 15 Free Throw Attempts | 16, Emmanuel Miller vs Tarleton State, 12/2/20 |

AN OPPOSING TEAM...

| | |
|--------------------------------------|------------------------------------|
| Scored 100 Points | 103 (103-75) by Colorado, 11/18/22 |
| Shot 60 Percent From the Field | 60.0% by Georgia, 2/22/22 |
| Shot Under 30 Percent From the Field | 26.2% by Florida, 1/18/23 |
| Had 40 Free Throw Attempts | 53 by Missouri, 3/13/14 |
| Made 30 Free Throws | 40 by Missouri, 3/13/14 |
| Had 50 Rebounds | 50 by Auburn, 1/16/19 |
| Had 30 Assists | 30 by Arkansas, 2/23/91 |
| Had 15 Steals | 19 by LSU, 1/23/13 |
| Had 10 Blocked Shots | 10 by Auburn, 1/25/23 |
| Had 30 Fouls | 30 by Missouri, 2/4/20 |
| Had 30 Turnovers | 33 by Dallas Christian, 12/27/21 |

AN OPPOSING PLAYER...

| | |
|-----------------------|---|
| Had a Triple-Double | Walker Kessler of Auburn (12 pts./11 reb./12 blk.), 2/12/22 |
| Scored 40 Points | 43, Mike Singletary of Texas Tech, 3/11/09 |
| Scored 30 Points | 30, KJ Simpson of Colorado, 11/18/22 |
| Made 5 Three-Pointers | 7, Myles Stute of Vanderbilt, 1/28/23 |
| Had 20 Rebounds | 20, Eric Chenoweth of Kansas, 1/14/98 |
| Had 15 Rebounds | 17, Oscar Tshiebwe of Kentucky, 1/21/23 |
| Had 10 Assists | 10, Umoja Gibson of DePaul, 11/25/22 |
| Had 5 Steals | 5, Justice Hall of LSU, 1/7/23 |
| Had 5 Blocks | 7, Johni Broome of Auburn, 1/25/23 |



2022-23 SEASON SUPERLATIVES

TEXAS A&M

TEAM GAME HIGHS

| | | |
|----------------------------|---------------|-----------------------------------|
| Points..... | 94 | at South Carolina (1/14/23) |
| Field Goals Made..... | 34 | at South Carolina (1/14/23) |
| Field Goal Attempts..... | 71 | vs Murray State (1/17/22) |
| Field Goal Percentage..... | .548 (34-62) | at South Carolina (1/14/23) |
| 3 Pt Field Goals Made..... | 12 | vs ULM (11/7/22) |
| 3 Pt Fg Attempts..... | 27 | vs Murray State (11/17/22) |
| 3 Pt Fg Percentage..... | .462 (12-26) | vs ULM (11/7/22) |
| Free Throws Made..... | 27 | at Memphis (12/17/22) |
| Free Throw Attempts..... | 36 | vs Vanderbilt (1/28/23) |
| Free Throw Percentage..... | 1.000 (16-16) | at Kentucky (1/21/23) |
| Rebounds..... | 1.000 (7-7) | vs Florida (1/18/23) |
| Assists..... | 48 | at South Carolina (1/14/23) |
| Steals..... | 21 | vs ULM (11/7/22) |
| Blocked Shots..... | 16 | vs Loyola Chicago (11/20/22) |
| Turnovers..... | 6 | vs Wofford (12/20/22) |
| Fouls..... | 19 | vs ACU (11/11/22) |
| | 26 | 2x, last vs Boise State (12/3/22) |

TEAM GAME LOWS

| | | |
|----------------------------|--------------|-----------------------------------|
| Points..... | 54 | vs Florida (1/18/23) |
| Field Goals Made..... | 21 | vs Northwestern State (12/27/22) |
| Field Goal Attempts..... | 44 | ACU (11/11/22) |
| Field Goal Percentage..... | .355 (22-62) | vs Florida (1/18/23) |
| 3 Pt Field Goals Made..... | 1 | vs Northwestern State (12/27/22) |
| 3 Pt Fg Attempts..... | 12 | vs Northwestern State (12/27/22) |
| 3 Pt Fg Percentage..... | .083 (1-12) | vs Northwestern State (12/27/22) |
| Free Throws Made..... | 7 | vs Florida (1/18/23) |
| Free Throw Attempts..... | 7 | vs Florida (1/18/23) |
| Free Throw Percentage..... | .600 (9-15) | vs Wofford (12/20/22) |
| Rebounds..... | 28 | 2x, last vs Boise State (12/3/22) |
| Assists..... | 7 | ACU (11/11/22) |
| Steals..... | 1 | vs Florida (1/18/23) |
| Blocked Shots..... | 0 | 2x, last at Kentucky (1/21/23) |
| Turnovers..... | 9 | 3x, last vs Vanderbilt (1/28/23) |
| Fouls..... | 9 | vs Oregon State (12/11/22) |

PLAYER GAME HIGHS

| | | |
|-------------------------------|---------------|--|
| Points..... | 31 | Tyrece Radford at DePaul (11/25/22) |
| Field Goals Made..... | 10 | Henry Coleman III vs SMU (11/30/22) |
| Field Goal Att..... | 18 | 2x, last by Dexter Dennis vs Florida (1/18/23) |
| Fg Pct (MIN 5 MADE)..... | 1.000 (6-6) | Julius Marble at Memphis (12/17/22) |
| 3-Point Fg Made..... | 5 | Wade Taylor IV vs Wofford (12/20/22) |
| 3-Point Fg Att..... | 11 | at Memphis (12/17/22) |
| 3-Pt Fg Pct (MIN 5 MADE)..... | 1.000 (4-4) | Tyrece Radford vs PVAMU (12/30/22) |
| | 1.000 (3-3) | Hayden Hefner vs Missouri (1/11/23) |
| | 1.000 (3-3) | Wade Taylor IV vs ACU (11/11/22) |
| | 1.000 (2-2) | Andre Gordon vs Colorado (11/18/22) |
| | 1.000 (2-2) | Solomon Washington vs Murray State (11/17/22) |
| Free Throws Made..... | 11 | Tyrece Radford, 2x, last at Auburn (1/23/22) |
| Free Throw Att..... | 13 | Tyrece Radford at DePaul (11/25/22) |
| Ft Pct (MIN 10 MADE)..... | 1.000 (10-10) | Tyrece Radford vs Murray State (11/17/22) |
| Rebounds..... | 16 | Dexter Dennis vs Florida (1/18/23) |
| Assists..... | 9 | Wade Taylor IV vs SMU (11/30/22) |
| Steals..... | 6 | Wade Taylor IV at DePaul (11/25/22) |
| Blocked Shots..... | 2...7x | last by Dexter Dennis vs Vanderbilt (1/28/23) |

OPPONENTS

TEAM GAME HIGHS

| | | |
|----------------------------|--------------|-----------------------------------|
| Points..... | 103 | Colorado (11/18/22) |
| Field Goals Made..... | 34 | Colorado (11/18/22) |
| Field Goal Attempts..... | 67 | Kentucky (1/21/23) |
| Field Goal Percentage..... | .576 (34-59) | Colorado (11/18/22) |
| 3 Pt Field Goals Made..... | 16 | Colorado (11/18/22) |
| 3 Pt Fg Attempts..... | 40 | Northwestern State (12/27/22) |
| 3 Pt Fg Percentage..... | .500 (16-32) | Colorado (11/18/22) |
| Free Throws Made..... | 29 | Boise State (12/3/22) |
| Free Throw Attempts..... | 36 | 2x, last by Boise State (12/3/22) |
| Free Throw Percentage..... | .833 (10-12) | ACU (11/11/22) |
| Rebounds..... | 41 | Florida (1/18/23) |
| Assists..... | 22 | vs Colorado (11/18/22) |
| Steals..... | 11 | 3x, last by LSU (1/7/23) |
| Blocked Shots..... | 10 | Auburn (11/25/23) |
| Turnovers..... | 27 | Loyola Chicago (11/20/22) |
| Fouls..... | 29 | Missouri (1/11/23) |

TEAM GAME LOWS

| | | |
|----------------------------|--------------|-------------------------------|
| Points..... | 51 | Loyola Chicago (11/20/22) |
| Field Goals Made..... | 15 | Loyola Chicago (11/20/22) |
| Field Goal Attempts..... | 36 | Loyola Chicago (11/20/22) |
| Field Goal Percentage..... | .262 (16-61) | Florida (1/18/23) |
| 3 Pt Field Goals Made..... | 2 | ULM (11/7/22) |
| 3 Pt Fg Attempts..... | 14 | Memphis (12/17/22) |
| 3 Pt Fg Percentage..... | .100 (2-20) | ULM (11/7/22) |
| Free Throws Made..... | 3 | Northwestern State (12/27/22) |
| Free Throw Attempts..... | 11 | Oregon State (12/11/22) |
| Free Throw Percentage..... | .333 (3-9) | Northwestern State (12/27/22) |
| Rebounds..... | 16 | South Carolina (1/14/23) |
| Assists..... | 6 | ULM (11/7/22) |
| Steals..... | 2 | SMU (11/30/22) |
| Blocked Shots..... | 0 | ACU (11/11/22) |
| Turnovers..... | 8 | Wofford (12/20/22) |
| Fouls..... | 13 | Kentucky (1/21/23) |

PLAYER GAME HIGHS

| | | |
|-------------------------------|-------------|--|
| Points..... | 30 | KJ Simpson of Colorado (11/18/22) |
| Field Goals Made..... | 11 | KJ Simpson of Colorado (11/18/22) |
| Field Goal Att..... | 21 | Ja'Monta Black of NWST (12/27/22) |
| Fg Pct (MIN 5 MADE)..... | .857 (6-7) | DeAndre Williams of Memphis (12/17/22) |
| 3-Point Fg Made..... | 7 | Myles Stute of Vanderbilt (1/28/23) |
| 3-Point Fg Att..... | 18 | Ja'Monta Black of NWST (12/27/22) |
| 3-Pt Fg Pct (MIN 2 MADE)..... | 1.000 (3-3) | Jonathan Lawson at Memphis (12/17/22) |
| Free Throws Made..... | 14 | Kendric Davis of Memphis (12/17/22) |
| Free Throw Att..... | 16 | Kendric Davis of Memphis (12/17/22) |
| Ft Pct (MIN 9 MADE)..... | 1.000 (9-9) | JaCobi Wood of Murray State (11/17/22) |
| Rebounds..... | 17 | Oscar Tshiebwe of Kentucky (1/21/23) |
| Assists..... | 10 | Umoja Gibson at DePaul (11/25/22) |
| Steals..... | 6 | Umoja Gibson at DePaul (11/25/22) |
| | 6 | KJ Simpson of Colorado (11/18/22) |
| Blocked Shots..... | 7 | Johni Broome of Auburn (1/25/23) |



RESULTS AND LEADERS

| <u>RECORD</u> | <u>OVERALL</u> | <u>HOME</u> | <u>AWAY</u> | <u>NEUTRAL</u> |
|----------------|----------------|-------------|-------------|----------------|
| ALL GAMES | 15-6 | 10-1 | 4-2 | 1-3 |
| CONFERENCE | 7-1 | 4-0 | 3-1 | 0-0 |
| NON-CONFERENCE | 8-5 | 6-1 | 1-1 | 1-3 |

| <u>DATE</u> | <u>OPPONENT</u> | <u>RESULT</u> | <u>SCORE</u> | <u>ATT.</u> | <u>HIGH POINTS</u> | <u>HIGH REBOUNDS</u> | <u>HIGH ASSISTS</u> |
|-------------|------------------------|---------------|--------------|-------------|-------------------------------|----------------------------------|--|
| Nov. 7 | ULM | W | 87-54 | 6,262 | Taylor IV (18) | Coleman III (7) | Coleman III (4) |
| Nov. 11 | ACU | W | 77-58 | 6,782 | Taylor IV (21) | Coleman III (11) | Taylor IV (2) |
| Nov. 17 | ! vs Murray State | L | 79-88 | 1,321 | Radford (19) | Four Players | Radford (6) |
| Nov. 18 | ! vs Colorado | L | 75-103 | 1,332 | Hefner (13) | Washington/Marble (5) | Dennis/Taylor IV (3) |
| Nov. 20 | ! vs Loyola (Chicago) | W | 67-51 | 1,267 | Coleman III (13) | Garcia (6) | Dennis/Gordon/Garcia (2) |
| Nov. 25 | at DePaul | W | 82-66 | 2,703 | Radford (31) | Dennis/Garcia (7) | Coleman III (6) |
| Nov. 30 | SMU | W | 83-64 | 6,956 | Coleman III (23) | Radford (6) | Taylor IV (9) |
| Dec. 3 | ^ vs Boise State | L | 71-86 | ----- | Taylor IV (16) | Marble/Radford (5) | Taylor IV (6) |
| Dec. 11 | Oregon State | W | 72-54 | 7,044 | Dennis (16) | Marble/Radford (7) | Taylor IV (6) |
| Dec. 17 | at Memphis | L | 79-83 | 11,544 | Taylor IV (25) | Radford (10) | Dennis/Obaseki (3) |
| Dec. 20 | Wofford | L | 62-67 | 6,518 | Taylor IV (20) | Dennis (6) | Gordon/Taylor IV (3) |
| Dec. 27 | Northwestern State | W | 64-52 | 6,551 | Coleman III (24) | Radford (10) | Garcia/Gordon/Taylor IV (3) |
| Dec. 30 | Prairie View A&M | W | 86-66 | 7,174 | Radford (20) | Coleman III (6) | Coleman III/Obaseki (3) |
| Jan. 4 | * at Florida | W | 66-63 | 7,023 | Marble/Radford/Taylor IV (17) | Dennis/Marble (6) | Garcia/Obaseki/Taylor IV (2) |
| Jan. 7 | * LSU | W | 69-56 | 9,319 | Dennis/Marble (17) | Marble (9) | Taylor IV (6) |
| Jan. 11 | * Missouri | W | 82-64 | 6,916 | Radford (16) | Dennis (12) | Radford (6) |
| Jan. 14 | * at South Carolina | W | 94-53 | 10,883 | Taylor IV (20) | Coleman III (11) | Coleman III/Radford/Robinson/Taylor IV (3) |
| Jan. 18 | * Florida | W | 54-52 | 12,126 | Marble (19) | Marble (16) | Taylor IV (5) |
| Jan. 21 | * at Kentucky | L | 67-76 | 20,017 | Radford (22) | Coleman III/Dennis/Taylor IV (6) | Taylor IV (7) |
| Jan. 25 | * at Auburn | W | 79-63 | 9,121 | Radford (30) | Radford (9) | Taylor IV (4) |
| Jan. 28 | * Vanderbilt | W | 72-66 | 12,646 | Coleman III (18) | Garcia (8) | Taylor IV (7) |
| Jan. 31 | * at Arkansas | | | | | | |
| Feb. 4 | * Georgia | | | | | | |
| Feb. 7 | * Auburn | | | | | | |
| Feb. 11 | * at LSU | | | | | | |
| Feb. 15 | * Arkansas | | | | | | |
| Feb. 18 | * at Missouri | | | | | | |
| Feb. 21 | * Tennessee | | | | | | |
| Feb. 25 | * at Mississippi State | | | | | | |
| Feb. 28 | * at Ole Miss | | | | | | |
| Mar. 4 | * Alabama | | | | | | |

! - Myrtle Beach Invitational (Conway, S.C.); ^ - Game held at Dickies Arena (Fort Worth); * - SEC Game;

| ATTENDANCE | | GAMES | | | | | | | | TOTALS | | | | AVG/GAME | | | | | | | | | | | | | | | |
|---------------------|---|---------|---|---|---|------------------------|---|---|---|--------------|----|--------------------------------|----|----------|----|----|----|----------------------------|----|----|----|----|----|----|----|-----|-----|-----|--|
| HOME | | 11..... | | | | | | | | 88,657..... | | | | 8,060 | | | | | | | | | | | | | | | |
| SEC HOME | | 4..... | | | | | | | | 36,007..... | | | | 9,002 | | | | | | | | | | | | | | | |
| AWAY | | 6..... | | | | | | | | 61,291..... | | | | 10,215 | | | | | | | | | | | | | | | |
| NEUTRAL | | 4..... | | | | | | | | 3,920..... | | | | 1,306 | | | | | | | | | | | | | | | |
| OVERALL..... | | 21..... | | | | | | | | 153,505..... | | | | 7,310 | | | | | | | | | | | | | | | |
| MARGIN | 1 | 2 | 3 | 4 | 5 | 6 | 7 | 8 | 9 | 10 | 11 | 12 | 13 | 14 | 15 | 16 | 17 | 18 | 19 | 20 | 21 | 22 | 23 | 24 | 25 | 25+ | 30+ | 35+ | |
| Victory | — | 1 | 1 | — | — | 1 | — | — | — | — | — | 1 | 1 | — | — | 3 | — | 2 | 2 | 1 | — | — | — | — | — | — | 1 | 1 | |
| Defeat | — | — | — | 1 | 1 | — | — | — | 2 | — | — | — | — | — | 1 | — | — | — | — | — | — | — | — | — | — | 1 | — | — | |
| Largest Home Win: | | | | | | Largest Home Loss: | | | | | | Largest Road/Neutral Win: | | | | | | Largest Road/Neutral Loss: | | | | | | | | | | | |
| 33 (A&M 77, ULM 54) | | | | | | 5 (Wofford 67, A&M 62) | | | | | | 41 (A&M 94, South Carolina 53) | | | | | | 28 (Colorado 103, A&M 75) | | | | | | | | | | | |



STARTING LINEUPS

| DATE | OPPONENT | | | | | | W-L | FIRST OFF BENCH |
|---------|----------------------|-------------|--------|---------|-----------|------------|------|--|
| Nov. 7 | ULM | Coleman III | Dennis | Radford | Taylor IV | Washington | 1-0 | 5 players (1 st - 15:52) |
| Nov. 11 | ACU | Coleman III | Dennis | Radford | Taylor IV | Washington | 2-0 | Garcia (1 st - 16:24) |
| Nov. 17 | vs Murray State | Coleman III | Dennis | Radford | Taylor IV | Washington | 2-1 | 5 players (1 st - 15:14) |
| Nov. 18 | vs Colorado | Coleman III | Dennis | Radford | Taylor IV | Washington | 2-2 | Garcia/Marble (1 st - 15:56) |
| Nov. 20 | vs Loyola (Chicago) | Dennis | Gordon | Hefner | Marble | Radford | 1-0 | Taylor IV/Garcia (1 st - 16:56) |
| Nov. 25 | at DePaul | Coleman III | Dennis | Garcia | Gordon | Radford | 1-0 | Washington/Taylor IV (1 st - 16:29) |
| Nov. 30 | SMU | Coleman III | Dennis | Marble | Radford | Taylor IV | 1-0 | Garcia (1 st - 15:11) |
| Dec. 3 | vs Boise State | Coleman III | Dennis | Marble | Radford | Taylor IV | 1-1 | Garcia (1 st - 14:40) |
| Dec. 11 | Oregon State | Dennis | Gordon | Marble | Radford | Taylor IV | 1-0 | Coleman III (1 st - 16:23) |
| Dec. 17 | at Memphis | Dennis | Gordon | Marble | Radford | Taylor IV | 1-0 | Obaseki/Washington (1 st - 15:00) |
| Dec. 20 | Wofford | Dennis | Gordon | Marble | Radford | Taylor IV | 1-2 | Coleman III (1 st - 17:59) |
| Dec. 27 | Northwestern State | Coleman III | Dennis | Marble | Radford | Taylor IV | 2-1 | Washington (1 st - 15:31) |
| Dec. 30 | Prairie View A&M | Coleman III | Dennis | Marble | Radford | Taylor IV | 3-1 | Gordon/Garcia (1 st - 14:59) |
| Jan. 4 | at Florida | Coleman III | Dennis | Marble | Radford | Taylor IV | 4-1 | Gordon/Garcia (1 st - 15:03) |
| Jan. 7 | LSU | Coleman III | Dennis | Marble | Radford | Taylor IV | 5-1 | Gordon/Garcia (1 st - 15:01) |
| Jan. 11 | Missouri | Coleman III | Dennis | Marble | Radford | Taylor IV | 6-1 | Gordon/Garcia (1 st - 13:25) |
| Jan. 14 | at South Carolina | Coleman III | Dennis | Marble | Radford | Taylor IV | 7-1 | Gordon/Garcia (1 st - 13:07) |
| Jan. 18 | Florida | Coleman III | Dennis | Marble | Radford | Taylor IV | 8-1 | Garcia (1 st - 16:36) |
| Jan. 21 | at Kentucky | Coleman III | Dennis | Marble | Radford | Taylor IV | 8-2 | Gordon (1 st - 15:56) |
| Jan. 25 | at Auburn | Coleman III | Dennis | Marble | Radford | Taylor IV | 9-2 | Gordon/Garcia (1 st - 14:50) |
| Jan. 28 | Vanderbilt | Coleman III | Dennis | Marble | Radford | Taylor IV | 10-2 | Gordon/Garcia (1 st - 15:07) |
| Jan. 31 | at Arkansas | | | | | | | |
| Feb. 4 | Georgia | | | | | | | |
| Feb. 7 | Auburn | | | | | | | |
| Feb. 11 | at LSU | | | | | | | |
| Feb. 15 | Arkansas | | | | | | | |
| Feb. 18 | at Missouri | | | | | | | |
| Feb. 21 | Tennessee | | | | | | | |
| Feb. 25 | at Mississippi State | | | | | | | |
| Feb. 28 | at Ole Miss | | | | | | | |
| Mar. 4 | Alabama | | | | | | | |

Starting Combinations: 5

1st Off Bench Leader: Garcia (15), Gordon (8), Obaseki (3), Washington (3), Robinson (2), Hefner (2), Marble (2), Coleman III (2), Taylor IV (1)



TEXAS A&M / OPPONENT GAME-BY-GAME STATS

| Date | Texas A&M/Opponent | ----- TOTAL ----- | | ----- 3-PTRS ----- | | ----- REBOUNDS ----- | | | | | | | | | | |
|-----------|--------------------|-------------------|------|--------------------|------|----------------------|-------|-------------|------|-----|-----|-----|-----|-----|------|------|
| | | FG-FGA | Pct | 3FG-FGA | Pct | FT-FTA | Pct | Off-Def-Tot | Avg | PF | A | TO | Blk | Stl | Pts | Avg |
| N 7 | Texas A&M | 32-63 | .508 | 12-26 | .462 | 11-18 | .611 | 10-37-47 | 47.0 | 25 | 21 | 14 | 3 | 3 | 87 | 87.0 |
| | ULM | 16-59 | .271 | 2-20 | .100 | 20-28 | .714 | 10-26-36 | 36.0 | 18 | 6 | 16 | 4 | 10 | 54 | 54.0 |
| N 11 | Texas A&M | 23-44 | .523 | 6-16 | .375 | 25-35 | .714 | 12-23-35 | 41.0 | 17 | 7 | 19 | 3 | 11 | 77 | 82.0 |
| | ACU | 20-52 | .385 | 8-18 | .444 | 10-12 | .833 | 9-15-24 | 30.0 | 22 | 12 | 21 | 0 | 11 | 58 | 56.0 |
| N 17 | Texas A&M | 27-71 | .380 | 6-27 | .222 | 19-28 | .679 | 20-22-42 | 41.3 | 26 | 12 | 11 | 3 | 10 | 79 | 81.0 |
| | Murray State | 25-50 | .500 | 10-22 | .455 | 28-36 | .778 | 9-28-37 | 32.2 | 22 | 15 | 17 | 4 | 8 | 88 | 66.7 |
| N 18 | Texas A&M | 24-60 | .400 | 7-20 | .350 | 20-25 | .800 | 13-15-28 | 38.0 | 24 | 13 | 11 | 0 | 9 | 75 | 79.5 |
| | Colorado | 34-59 | .576 | 16-32 | .500 | 19-24 | .79.2 | 10-25-35 | 33.0 | 22 | 22 | 13 | 2 | 7 | 103 | 75.8 |
| N 20 | Texas A&M | 22-9 | .449 | 4-17 | .235 | 19-27 | .704 | 11-18-29 | 36.2 | 21 | 11 | 12 | 3 | 16 | 67 | 77.0 |
| | Loyola (Chicago) | 15-36 | .417 | 8-21 | .389 | 13-24 | .542 | 11-22-33 | 33.0 | 2 | 8 | 27 | 3 | 7 | 51 | 70.8 |
| N 25 | Texas A&M | 25-55 | .455 | 7-21 | .333 | 25-31 | .806 | 10-25-35 | 36.0 | 24 | 18 | 12 | 4 | 9 | 82 | 77.8 |
| | DePaul | 19-56 | .339 | 7-25 | .280 | 21-27 | .778 | 13-21-34 | 33.2 | 23 | 13 | 16 | 3 | 8 | 66 | 70.0 |
| N 30 | Texas A&M | 30-61 | .492 | 6-17 | .353 | 17-25 | .680 | 12-23-35 | 35.9 | 24 | 17 | 9 | 4 | 11 | 83 | 78.6 |
| | SMU | 19-55 | .345 | 8-24 | .333 | 18-25 | .720 | 15-22-37 | 33.7 | 20 | 10 | 19 | 3 | 2 | 64 | 69.1 |
| D 3 | Texas A&M | 24-58 | .414 | 5-21 | .238 | 18-26 | .692 | 11-17-28 | 34.9 | 26 | 13 | 9 | 2 | 8 | 71 | 77.6 |
| | Boise State | 23-44 | .523 | 11-25 | .440 | 29-36 | .806 | 9-24-33 | 33.6 | 20 | 19 | 15 | 1 | 4 | 86 | 71.3 |
| D 11 | Texas A&M | 22-50 | .440 | 9-23 | .391 | 19-25 | .760 | 11-28-39 | 35.3 | 9 | 16 | 12 | 1 | 7 | 72 | 77.0 |
| | Oregon State | 19-52 | .365 | 9-28 | .321 | 7-11 | .626 | 6-19-25 | 32.7 | 18 | 12 | 12 | 3 | 7 | 54 | 69.3 |
| D 17 | Texas A&M | 22-58 | .379 | 8-24 | .333 | 27-33 | .818 | 15-22-37 | 35.5 | 22 | 15 | 17 | 2 | 6 | 79 | 77.2 |
| | Memphis | 29-52 | .558 | 5-14 | .357 | 20-30 | .667 | 6-20-26 | 32.0 | 27 | 21 | 15 | 7 | 11 | 83 | 70.7 |
| D 20 | Texas A&M | 23-50 | .460 | 7-23 | .304 | 9-15 | .600 | 7-24-31 | 35.1 | 13 | 11 | 13 | 6 | 6 | 62 | 75.8 |
| | Wofford | 25-63 | .397 | 10-31 | .323 | 7-7 | 1.00 | 11-25-36 | 32.4 | 14 | 13 | 8 | 2 | 7 | 67 | 70.4 |
| D 27 | Texas A&M | 21-50 | .420 | 1-12 | .083 | 21-27 | .778 | 15-30-45 | 35.9 | 11 | 14 | 11 | 2 | 6 | 64 | 74.8 |
| | Northwestern State | 18-60 | .300 | 13-40 | .325 | 3-9 | .333 | 14-16-30 | 32.2 | 18 | 12 | 9 | 1 | 4 | 52 | 68.8 |
| D 30 | Texas A&M | 27-50 | .540 | 8-18 | .444 | 24-28 | .857 | 9-26-35 | 35.8 | 15 | 12 | 17 | 3 | 6 | 86 | 75.7 |
| | Prairie View A&M | 25-60 | .417 | 8-19 | .421 | 8-10 | .800 | 10-17-27 | 31.8 | 21 | 15 | 16 | 4 | 9 | 66 | 68.6 |
| J 4 | Texas A&M | 23-61 | .377 | 2-16 | .125 | 18-28 | .643 | 13-21-34 | 35.7 | 19 | 9 | 10 | 1 | 10 | 66 | 75.0 |
| | Florida | 20-44 | .455 | 7-19 | .368 | 16-22 | .727 | 6-29-35 | 32.0 | 24 | 10 | 20 | 4 | 4 | 63 | 68.2 |
| J 7 | Texas A&M | 26-54 | .481 | 4-16 | .250 | 13-19 | .684 | 12-26-38 | 35.9 | 17 | 12 | 13 | 1 | 6 | 69 | 74.6 |
| | LSU | 17-49 | .347 | 9-22 | .409 | 13-18 | .722 | 8-19-27 | 31.7 | 16 | 11 | 15 | 3 | 11 | 56 | 67.4 |
| J 11 | Texas A&M | 24-45 | .533 | 10-23 | .435 | 24-32 | .750 | 10-32-42 | 36.3 | 18 | 17 | 18 | 4 | 3 | 82 | 75.1 |
| | Missouri | 21-59 | .356 | 7-31 | .226 | 15-21 | .714 | 9-16-25 | 31.3 | 29 | 11 | 9 | 1 | 9 | 64 | 67.2 |
| J 14 | Texas A&M | 34-62 | .548 | 9-20 | .450 | 17-21 | .810 | 20-28-48 | 36.9 | 16 | 16 | 11 | 4 | 8 | 94 | 76.2 |
| | South Carolina | 19-50 | .380 | 6-22 | .273 | 9-13 | .692 | 5-11-16 | 30.4 | 17 | 9 | 12 | 2 | 7 | 53 | 66.4 |
| J 18 | Texas A&M | 22-62 | .355 | 3-16 | .188 | 7-7 | 1.000 | 15-30-45 | 37.4 | 19 | 12 | 11 | 3 | 1 | 54 | 74.9 |
| | Florida | 16-61 | .262 | 6-26 | .231 | 14-19 | .737 | 17-24-41 | 30.9 | 14 | 8 | 9 | 7 | 6 | 52 | 65.6 |
| J 21 | Texas A&M | 24-49 | .490 | 3-16 | .188 | 16-16 | 1.000 | 4-27-31 | 37.1 | 18 | 10 | 16 | 0 | 6 | 67 | 74.5 |
| | Kentucky | 27-67 | .403 | 11-32 | .344 | 11-17 | .647 | 17-21-38 | 31.3 | 13 | 14 | 12 | 4 | 6 | 76 | 66.1 |
| J 25 | Texas A&M | 26-55 | .473 | 7-19 | .368 | 20-24 | .833 | 9-24-33 | 36.9 | 18 | 11 | 9 | 1 | 8 | 79 | 74.8 |
| | Auburn | 21-49 | .429 | 3-16 | .188 | 18-24 | .750 | 7-21-28 | 31.2 | 18 | 14 | 13 | 10 | 3 | 63 | 66.0 |
| J 28 | Texas A&M | 22-49 | .449 | 5-19 | .263 | 23-36 | .639 | 12-25-37 | 26.9 | 14 | 12 | 9 | 3 | 4 | 72 | 74.6 |
| | Vanderbilt | 23-58 | .397 | 12-32 | .375 | 8-11 | .727 | 11-20-31 | 31.1 | 24 | 16 | 11 | 2 | 5 | 66 | 66.0 |
| J 31 | Texas A&M | | | | | | | | | | | | | | | |
| | Arkansas | | | | | | | | | | | | | | | |
| F 4 | Texas A&M | | | | | | | | | | | | | | | |
| | Georgia | | | | | | | | | | | | | | | |
| F 7 | Texas A&M | | | | | | | | | | | | | | | |
| | Auburn | | | | | | | | | | | | | | | |
| F 11 | Texas A&M | | | | | | | | | | | | | | | |
| | LSU | | | | | | | | | | | | | | | |
| F 15 | Texas A&M | | | | | | | | | | | | | | | |
| | Arkansas | | | | | | | | | | | | | | | |
| F 18 | Texas A&M | | | | | | | | | | | | | | | |
| | Missouri | | | | | | | | | | | | | | | |
| F 21 | Texas A&M | | | | | | | | | | | | | | | |
| | Tennessee | | | | | | | | | | | | | | | |
| F 25 | Texas A&M | | | | | | | | | | | | | | | |
| | Mississippi State | | | | | | | | | | | | | | | |
| F 28 | Texas A&M | | | | | | | | | | | | | | | |
| | Ole Miss | | | | | | | | | | | | | | | |
| M 4 | Texas A&M | | | | | | | | | | | | | | | |
| | Alabama | | | | | | | | | | | | | | | |
| TEXAS A&M | | 523-1156 | .452 | 129-410 | .315 | 392-526 | .745 | 251-523-774 | 36.9 | 396 | 279 | 264 | 53 | 154 | 1567 | 74.6 |
| OPPONENTS | | 451-1135 | .397 | 176-519 | .339 | 307-424 | .724 | 213-441-654 | 31.1 | 424 | 271 | 305 | 70 | 146 | 1385 | 66.0 |





DEXTER DENNIS

GRADUATE (TR) • GUARD • 6-5 • 210

BAKER, LA. • BELIEVE ACADEMY (S.C.) • WICHITA STATE

MAJOR: RECREATION & YOUTH DEVELOPMENT

Idl_dex Idl_dex

0

SEASON HIGHS

CAREER HIGHS

| | | | | | |
|------------|----|----------------------------------|------------|----|--------------------------|
| PTS | 17 | vs LSU (1/7/23) | PTS | 25 | at SMU (3/1/20) |
| RBS | 16 | vs Florida (1/18/23) | RBS | 16 | vs Florida (1/18/23) |
| AST | 3 | 3x, last at Memphis (12/17/22) | AST | 5 | at UCF (2/13/20) |
| STL | 3 | vs LSU (1/7/23) | STL | 3 | 5x, last vs LSU (1/7/23) |
| BLK | 2 | 4x, last vs Vanderbilt (1/28/23) | BLK | 6 | at Indiana (3/26/19) |
| 3PM | 4 | vs Oregon State (12/11/22) | 3PM | 7 | at SMU (3/1/20) |
| MIN | 38 | at Kentucky (1/21/23) | MIN | 39 | 3x, last at SMU (3/1/20) |

GAME-BY-GAME STATISTICS

| | | Min | FG-A-Pct | 3FG-A-Pct | FT-A-Pct | O-D-Tot | PF | A | TO | Blk | Stl | Pts |
|-------|----------------------|-----|-----------|-----------|-----------|---------|----|---|----|-----|-----|-----|
| 11/7 | ULM | 20 | 4-6-.667 | 3-4-.750 | 0-0-.000 | 1-4-5 | 1 | 3 | 0 | 1 | 0 | 11 |
| 11/11 | ACU | 26 | 5-7-.714 | 2-4-.500 | 1-2-.500 | 1-1-2 | 0 | 0 | 1 | 0 | 1 | 13 |
| 11/17 | vs Murray State | 27 | 2-7-.286 | 1-5-.200 | 0-0-.000 | 2-4-6 | 3 | 1 | 0 | 0 | 0 | 5 |
| 11/18 | vs Colorado | 20 | 4-6-.667 | 1-3-.333 | 0-0-.000 | 1-1-2 | 3 | 3 | 2 | 0 | 1 | 9 |
| 11/20 | vs Loyola (Chicago) | 28 | 1-6-.167 | 0-2-.000 | 3-4-.750 | 0-3-3 | 1 | 2 | 1 | 2 | 1 | 5 |
| 11/25 | at DePaul | 30 | 3-11-.273 | 0-6-.000 | 0-0-.000 | 1-6-7 | 4 | 1 | 3 | 0 | 0 | 6 |
| 11/30 | SMU | 25 | 0-4-.000 | 0-3-.000 | 2-2-1.000 | 0-4-4 | 1 | 0 | 1 | 0 | 2 | 2 |
| 12/3 | vs Boise State | 28 | 2-6-.333 | 1-5-.200 | 5-7-.714 | 1-2-3 | 4 | 2 | 0 | 2 | 1 | 10 |
| 12/11 | Oregon State | 28 | 5-9-.556 | 4-7-.571 | 2-2-1.000 | 1-3-4 | 1 | 2 | 2 | 0 | 0 | 16 |
| 12/17 | at Memphis | 22 | 1-4-.250 | 1-2-.500 | 0-0-.000 | 2-2-4 | 5 | 3 | 0 | 1 | 1 | 3 |
| 12/20 | Wofford | 26 | 1-6-.167 | 0-4-.000 | 1-2-.500 | 1-5-6 | 2 | 1 | 1 | 2 | 1 | 3 |
| 12/27 | Northwestern State | 34 | 1-9-.111 | 0-4-.000 | 4-6-.667 | 1-6-7 | 3 | 1 | 0 | 0 | 2 | 6 |
| 12/30 | Prairie View A&M | 20 | 1-2-.500 | 0-1-.000 | 2-2-1.000 | 1-2-3 | 1 | 0 | 0 | 0 | 0 | 4 |
| 1/4 | at Florida | 25 | 0-8-.000 | 0-5-.000 | 4-4-1.000 | 2-4-6 | 2 | 1 | 1 | 0 | 1 | 4 |
| 1/7 | LSU | 28 | 6-8-.750 | 2-4-.500 | 3-4-.750 | 2-4-6 | 3 | 1 | 2 | 0 | 3 | 17 |
| 1/11 | Missouri | 36 | 4-11-.364 | 3-9-.333 | 2-2-1.000 | 1-11-12 | 1 | 1 | 4 | 1 | 0 | 13 |
| 1/14 | at South Carolina | 25 | 5-7-.714 | 2-4-.500 | 1-1-1.000 | 3-5-8 | 0 | 0 | 1 | 0 | 1 | 13 |
| 1/18 | Florida | 34 | 5-11-.455 | 1-2-.500 | 0-0-.000 | 5-11-16 | 2 | 0 | 1 | 1 | 0 | 11 |
| 1/21 | at Kentucky | 38 | 2-9-.222 | 0-6-.000 | 6-6-1.000 | 1-5-6 | 2 | 0 | 1 | 0 | 2 | 10 |
| 1/25 | at Auburn | 26 | 2-7-.286 | 1-4-.250 | 0-0-.000 | 2-2-4 | 4 | 1 | 0 | 0 | 1 | 5 |
| 1/28 | Vanderbilt | 25 | 2-7-.286 | 1-4-.250 | 0-2-.000 | 0-2-2 | 4 | 1 | 2 | 2 | 2 | 5 |
| 1/31 | at Arkansas | | | | | | | | | | | |
| 2/4 | Georgia | | | | | | | | | | | |
| 2/7 | Auburn | | | | | | | | | | | |
| 2/11 | at LSU | | | | | | | | | | | |
| 2/15 | Arkansas | | | | | | | | | | | |
| 2/18 | at Missouri | | | | | | | | | | | |
| 2/21 | Tennessee | | | | | | | | | | | |
| 2/25 | at Mississippi State | | | | | | | | | | | |
| 2/28 | at Ole Miss | | | | | | | | | | | |
| 3/4 | Alabama | | | | | | | | | | | |

CAREER STATISTICS - ALL GAMES

| | GP-GS | Min | Avg | FG-A | Pct | 3FG-A | Pct | FT-A | Pct | O-D-Tot | Avg | PF | FO | A | TO | Blk | Stl | Pts | Avg |
|---------|---------|------|------|----------|------|---------|------|---------|------|-------------|-----|-----|----|-----|-----|-----|-----|------|-----|
| 2018-19 | 35-25 | 909 | 26.0 | 101-253 | .399 | 54-135 | .400 | 39-59 | .661 | 51-135-186 | 5.3 | 83 | 1 | 30 | 40 | 19 | 12 | 295 | 8.4 |
| 2019-20 | 28-20 | 721 | 25.8 | 87-250 | .348 | 51-152 | .336 | 33-39 | .846 | 42-98-140 | 5.0 | 63 | 1 | 30 | 29 | 10 | 15 | 258 | 9.2 |
| 2020-21 | 22-22 | 631 | 28.7 | 66-180 | .367 | 36-107 | .336 | 43-54 | .796 | 29-68-97 | 4.4 | 47 | 2 | 18 | 30 | 17 | 16 | 211 | 9.6 |
| 2021-22 | 27-27 | 841 | 31.1 | 72-204 | .353 | 35-118 | .297 | 48-61 | .787 | 40-94-134 | 5.0 | 58 | 0 | 42 | 38 | 24 | 24 | 227 | 8.4 |
| 2022-23 | 21-21 | 571 | 27.2 | 56-151 | .371 | 23-88 | .261 | 36-46 | .783 | 29-87-116 | 5.5 | 47 | 1 | 24 | 23 | 12 | 20 | 171 | 8.1 |
| TOTAL | 133-115 | 3671 | 27.6 | 382-1038 | .368 | 199-600 | .332 | 199-259 | .768 | 190-482-672 | 5.1 | 298 | 5 | 144 | 160 | 82 | 87 | 1162 | 8.7 |

*Spent the 2018-22 seasons at Wichita State

2022-23 SEASON NOTES

Has started in all 21 games ... Logged double-digit points in back-to-back games against ULM (11/7) and ACU (11/11) ... Drained four 3-pointers en route to 16 points against Oregon State (12/11) ... Registered a season-high 17 points and six rebounds against LSU (1/7) ... Recorded a double-double against No. 20 Missouri after finishing with 13 points and 12 rebounds ... Tallied 12 points and five rebounds at South Carolina (1/14) ... Recorded his second double-double of the season after finishing with 11 points and a career-high 16 rebounds against Florida (1/18) ... Scored 10 points and hauled in six rebounds at Kentucky (1/21).

2021-22 SEASON NOTES AT WICHITA STATE

AAC Defensive Player of the Year ... Started all 27 games in which he appeared and averaged 8.4 points and 5.0 rebounds in 31.2 minutes ... Blocked 24 shots and tallied 24 steals.

2020-21 SEASON NOTES AT WICHITA STATE

Started all 22 games and averaged 9.6 points and 4.4 rebounds in 28.6 minutes ... Collected 16 blocks and 17 steals ... Made 36 threes on 33.6 percent accuracy and converted 43-of-54 free throw tries (.796) ... Voted Defensive Player of the Year by the WSU staff ... Scored in double-figures 10 times and recorded two double-doubles.

2019-20 SEASON NOTES AT WICHITA STATE

Averaged 9.2 points ... Appeared in 28 games with 20 starts ... Ranked second on the team in minutes-per-game (25.8) ... Made 84.6 percent of his free throws (33-of-39).

2018-19 SEASON NOTES AT WICHITA STATE

Voted to the American Athletic Conference All-Freshman Team ... Team's fourth-leading scorer (8.4) and most-accurate volume 3-point shooter (.400) ... Scored 10 points in 28 minutes off the bench in his collegiate debut vs. LA Tech (Nov. 6).





KHALEEN ROBINSON

1

JUNIOR • GUARD • 6-0 • 180

LITTLE ROCK, ARK. • OAK HILL ACADEMY (VA.) • ARKANSAS

MAJOR: RECREATION, PARK & TOURISM SCIENCE

onekrob2 khal2n

SEASON HIGHS

CAREER HIGHS

| | | | | | |
|------------|----|-------------------------------|------------|----|----------------------------------|
| PTS | 12 | at South Carolina (1/14/23) | PTS | 15 | vs Mississippi Valley (11/25/20) |
| RBS | 3 | at South Carolina (1/14/23) | RBS | 3 | at South Carolina (1/14/23) |
| AST | 2 | vs ULM (11/7/22) | AST | 4 | 2x, last vs Hofstra (12/18/21) |
| STL | 3 | vs Colorado (11/18/22) | STL | 3 | vs Colorado (11/18/22) |
| BLK | - | - | BLK | 1 | vs Oral Roberts (12/20/20) |
| 3PM | 1 | 2x, last vs Loyola (11/20/22) | 3PM | 3 | vs Mississippi Valley (11/25/20) |
| MIN | 18 | vs ULM (11/7/22) | MIN | 20 | vs Lipscomb (12/5/20) |

GAME-BY-GAME STATISTICS

| | | Min | FG-A-Pct | 3FG-A-Pct | FT-A-Pct | O-D-Tot | PF | A | TO | Blk | Stl | Pts |
|-------|----------------------|-----|-----------|-----------|----------|---------|----|---|----|-----|-----|-----|
| 11/7 | ULM | 18 | 2-3-.667 | 1-1-1.00 | 1-2-.500 | 0-0-0 | 1 | 2 | 1 | 0 | 0 | 6 |
| 11/11 | ACU | 9 | 0-0-.000 | 0-0-.000 | 2-4-.500 | 0-2-2 | 1 | 0 | 1 | 0 | 1 | 2 |
| 11/17 | vs Murray State | 5 | 0-1-.000 | 0-1-.000 | 0-0-.000 | 0-1-1 | 0 | 0 | 1 | 0 | 1 | 0 |
| 11/18 | vs Colorado | 16 | 2-3-.667 | 0-1-.000 | 0-0-.000 | 0-1-1 | 2 | 1 | 1 | 0 | 3 | 4 |
| 11/20 | vs Loyola (Chicago) | 10 | 1-1-1.000 | 1-1-1.00 | 1-2-.500 | 0-1-1 | 3 | 1 | 0 | 0 | 1 | 4 |
| 11/25 | at DePaul | 4 | 0-1-.000 | 0-0-.000 | 0-0-.000 | 1-0-1 | 0 | 0 | 2 | 0 | 0 | 0 |
| 11/30 | SMU | DNP | | | | | | | | | | |
| 12/3 | vs Boise State | DNP | | | | | | | | | | |
| 12/11 | Oregon State | 4 | 1-2-.500 | 0-1-.000 | 0-0-.000 | 0-1-1 | 0 | 0 | 0 | 0 | 0 | 2 |
| 12/17 | at Memphis | 4 | 0-0-.000 | 0-0-.000 | 1-2-.500 | 0-0-0 | 0 | 1 | 1 | 0 | 0 | 1 |
| 12/20 | Wofford | 4 | 0-1-.000 | 0-1-.000 | 0-0-.000 | 0-0-0 | 0 | 0 | 0 | 0 | 0 | 0 |
| 12/27 | Northwestern State | DNP | | | | | | | | | | |
| 12/30 | Prairie View A&M | 3 | 0-1-.000 | 0-1-.000 | 0-0-.000 | 0-0-0 | 1 | 1 | 0 | 0 | 0 | 0 |
| 1/4 | at Florida | DNP | | | | | | | | | | |
| 1/7 | LSU | DNP | | | | | | | | | | |
| 1/11 | Missouri | DNP | | | | | | | | | | |
| 1/14 | at South Carolina | 10 | 3-4-.750 | 0-1-.000 | 6-7-.857 | 1-2-3 | 2 | 1 | 2 | 0 | 0 | 12 |
| 1/18 | Florida | DNP | | | | | | | | | | |
| 1/21 | at Kentucky | DNP | | | | | | | | | | |
| 1/25 | at Auburn | DNP | | | | | | | | | | |
| 1/28 | Vanderbilt | DNP | | | | | | | | | | |
| 1/31 | at Arkansas | | | | | | | | | | | |
| 2/4 | Georgia | | | | | | | | | | | |
| 2/7 | Auburn | | | | | | | | | | | |
| 2/11 | at LSU | | | | | | | | | | | |
| 2/15 | Arkansas | | | | | | | | | | | |
| 2/18 | at Missouri | | | | | | | | | | | |
| 2/21 | Tennessee | | | | | | | | | | | |
| 2/25 | at Mississippi State | | | | | | | | | | | |
| 2/28 | at Ole Miss | | | | | | | | | | | |
| 3/4 | Alabama | | | | | | | | | | | |

CAREER STATISTICS - ALL GAMES

| | GP-GS | Min | Avg | FG-A | Pct | 3FG-A | Pct | FT-A | Pct | O-D-Tot | Avg | PF | FO | A | TO | Blk | Stl | Pts | Avg |
|---------|-------|-----|-----|-------|------|-------|------|-------|------|---------|-----|----|----|----|----|-----|-----|-----|-----|
| 2020-21 | 11-0 | 91 | 8.3 | 9-21 | .429 | 5-12 | .417 | 6-8 | .750 | 0-10-10 | 0.9 | 16 | 1 | 11 | 6 | 1 | 3 | 29 | 2.6 |
| 2021-22 | 19-2 | 94 | 4.9 | 9-28 | .321 | 6-17 | .353 | 4-7 | .571 | 2-6-8 | 0.4 | 22 | 0 | 12 | 11 | 0 | 6 | 28 | 1.5 |
| 2022-23 | 12-0 | 88 | 7.3 | 9-17 | .529 | 2-8 | .250 | 11-17 | .647 | 2-8-10 | 0.8 | 11 | 0 | 7 | 9 | 0 | 6 | 31 | 2.6 |
| TOTAL | 42-2 | 272 | 6.5 | 27-66 | .409 | 13-37 | .351 | 21-32 | .656 | 4-24-28 | 0.7 | 49 | 1 | 31 | 26 | 1 | 15 | 88 | 2.1 |

*Spent the 2020-22 seasons at Arkansas

2022-23 SEASON NOTES

Has played in 12 games ... Scored six points in the season opener against ULM (11/7) ... Collected a pair of rebounds against ACU (11/11) ... Recorded a career-high three steals against Colorado (11/18) ... Registered a season-high 12 points and a career-high three rebounds in 10 minutes at South Carolina (1/14).

2021-22 SEASON NOTES AT ARKANSAS

Played in 18 games with two starts ... Averaged 1.9 points with 24 assists ... Dished out a season-high three assists against Gardner-Webb (11/13) ... Scored a season-high six points against Central Arkansas (12/1) ... Recorded a career-high four steals in 4:04 against Missouri (1/12).

2020-21 SEASON NOTES AT ARKANSAS

Played in the first 11 games of the season before having season-ending foot surgery ... Scored 15 points in his collegiate debut with three assists, three rebounds and a steal against Mississippi Valley State (11/25) ... Tallied four assists and five points with zero turnovers in a season-high 21 minutes against Lipscomb (12/5).





HAYDEN HEFNER

JUNIOR • GUARD • 6-6 • 185

NEDERLAND, TEXAS • NEDERLAND HIGH SCHOOL

MAJOR: MARKETING

haydenhefner5 haydenhefner_

2

SEASON HIGHS

CAREER HIGHS

| | | | | | |
|------------|----|--------------------------------|------------|----|--------------------------------------|
| PTS | 13 | vs Colorado (11/18/22) | PTS | 17 | vs Missouri (2/5/22) |
| RBS | 3 | vs Vanderbilt (1/28/23) | RBS | 5 | at South Carolina (1/6/21) |
| AST | 3 | at South Carolina (1/14/23) | AST | 3 | 3x, last at South Carolina (1/14/23) |
| STL | 2 | vs Loyola (11/20/22) | STL | 3 | vs Mississippi State (3/5/22) |
| BLK | 1 | 4x, last vs Missouri (1/11/23) | BLK | 1 | 6x, last vs Missouri (1/11/23) |
| 3PM | 3 | vs Missouri (1/11/23) | 3PM | 5 | vs Missouri (2/5/22) |
| MIN | 20 | vs Colorado (11/18/22) | MIN | 24 | vs New Orleans (11/29/20) |

GAME-BY-GAME STATISTICS

| | | Min | FG-A-Pct | 3FG-A-Pct | FT-A-Pct | O-D-Tot | PF | A | TO | Blk | Stl | Pts |
|-------|----------------------|-----|-----------|-----------|-----------|---------|----|---|----|-----|-----|-----|
| 11/7 | ULM | 19 | 4-8-.500 | 2-5-.400 | 2-2-1.000 | 0-2-2 | 1 | 0 | 3 | 1 | 0 | 12 |
| 11/11 | ACU | 17 | 2-5-.400 | 1-2-.500 | 0-0-.000 | 0-0-0 | 3 | 0 | 0 | 1 | 0 | 5 |
| 11/17 | vs Murray State | 13 | 1-3-.333 | 0-2-.000 | 2-2-1.00 | 0-1-1 | 1 | 1 | 2 | 0 | 1 | 4 |
| 11/18 | vs Colorado | 20 | 4-8-.500 | 1-3-.333 | 4-4-1.000 | 0-1-1 | 3 | 1 | 1 | 0 | 0 | 13 |
| 11/20 | vs Loyola (Chicago) | 12 | 2-3-.667 | 2-3-.667 | 2-2-1.000 | 0-1-1 | 2 | 1 | 2 | 0 | 2 | 8 |
| 11/25 | at DePaul | DNP | | | | | | | | | | |
| 11/30 | SMU | DNP | | | | | | | | | | |
| 12/3 | vs Boise State | DNP | | | | | | | | | | |
| 12/11 | Oregon State | 13 | 0-3-.000 | 0-3-.000 | 2-2-1.00 | 0-1-1 | 3 | 0 | 1 | 0 | 0 | 2 |
| 12/17 | at Memphis | 10 | 0-3-.000 | 0-2-.000 | 0-0-.000 | 1-0-1 | 1 | 0 | 0 | 0 | 0 | 0 |
| 12/20 | Wofford | 18 | 3-6-.500 | 1-3-.333 | 0-0-.000 | 0-0-0 | 4 | 0 | 2 | 0 | 0 | 7 |
| 12/27 | Northwestern State | 9 | 0-1-.000 | 0-1-.000 | 0-1-.000 | 0-0-0 | 0 | 1 | 0 | 0 | 0 | 0 |
| 12/30 | Prairie View A&M | 10 | 1-2-.500 | 0-1-.000 | 1-1-1.000 | 0-0-0 | 1 | 0 | 0 | 1 | 1 | 3 |
| 1/4 | at Florida | 0 | 0-0-.000 | 0-0-.000 | 0-0-.000 | 0-0-0 | 0 | 0 | 0 | 0 | 0 | 0 |
| 1/7 | LSU | 9 | 0-3-.000 | 0-3-.000 | 1-2-.500 | 0-0-0 | 1 | 0 | 0 | 0 | 0 | 1 |
| 1/11 | Missouri | 17 | 3-3-1.000 | 3-3-1.000 | 3-4-.750 | 0-1-1 | 3 | 2 | 1 | 1 | 0 | 12 |
| 1/14 | at South Carolina | 15 | 2-4-.500 | 2-4-.500 | 0-0-.000 | 0-1-1 | 1 | 3 | 1 | 0 | 1 | 6 |
| 1/18 | Florida | 13 | 2-4-.500 | 2-3-.667 | 0-0-.000 | 0-1-1 | 1 | 1 | 1 | 0 | 0 | 6 |
| 1/21 | at Kentucky | 8 | 0-0-.000 | 0-0-.000 | 0-0-.000 | 0-1-1 | 0 | 0 | 1 | 0 | 0 | 0 |
| 1/25 | at Auburn | 14 | 1-3-.333 | 0-2-.000 | 0-0-.000 | 0-1-1 | 0 | 1 | 1 | 0 | 0 | 2 |
| 1/28 | Vanderbilt | 16 | 2-3-.667 | 1-1-1.000 | 0-1-.000 | 0-3-3 | 0 | 1 | 1 | 0 | 0 | 5 |
| 1/31 | at Arkansas | | | | | | | | | | | |
| 2/4 | Georgia | | | | | | | | | | | |
| 2/7 | Auburn | | | | | | | | | | | |
| 2/11 | at LSU | | | | | | | | | | | |
| 2/15 | Arkansas | | | | | | | | | | | |
| 2/18 | at Missouri | | | | | | | | | | | |
| 2/21 | Tennessee | | | | | | | | | | | |
| 2/25 | at Mississippi State | | | | | | | | | | | |
| 2/28 | at Ole Miss | | | | | | | | | | | |
| 3/4 | Alabama | | | | | | | | | | | |

CAREER STATISTICS - ALL GAMES

| | GP-GS | Min | Avg | FG-A | Pct | 3FG-A | Pct | FT-A | Pct | O-D-Tot | Avg | PF | FO | A | TO | Blk | Stl | Pts | Avg |
|---------|-------|-----|------|--------|------|--------|------|-------|------|----------|-----|----|----|----|----|-----|-----|-----|-----|
| 2020-21 | 15-4 | 176 | 11.7 | 10-31 | .323 | 8-26 | .308 | 3-4 | .750 | 0-15-15 | 1.0 | 18 | 1 | 8 | 5 | 0 | 3 | 31 | 2.1 |
| 2021-22 | 29-0 | 322 | 11.1 | 36-93 | .387 | 17-56 | .304 | 12-19 | .632 | 15-16-31 | 1.1 | 27 | 1 | 17 | 21 | 3 | 18 | 101 | 3.5 |
| 2022-23 | 18-1 | 233 | 12.9 | 27-62 | .435 | 15-41 | .366 | 17-21 | .810 | 1-14-15 | 0.8 | 25 | 0 | 12 | 17 | 4 | 5 | 86 | 4.8 |
| TOTAL | 62-5 | 731 | 11.8 | 73-186 | .392 | 40-123 | .325 | 32-44 | .727 | 16-45-61 | 1.0 | 70 | 2 | 37 | 43 | 7 | 26 | 218 | 3.5 |

2022-23 SEASON NOTES

Has appeared in 18 games with one start ... Logged a season-high 13 points in 30 minutes of action against Colorado (11/18) ... Made three 3-pointers, recorded a block and two assists against No. 20 Missouri (1/11) ... Dished out a career-high three assists at South Carolina and drained two triples (1/14).

2021-22 SEASON NOTES

Appeared in 29 games ... Averaged 3.5 points and 1.1 rebounds per game in 11.0 minutes of action ... Scored a career-high 17 points against Missouri (2/5) while hitting five 3-pointers ... Registered 10 points against Dallas Christian (12/27) ... Poured in nine points in the win over Arkansas at the SEC Tournament.

2020-21 SEASON NOTES

Buried three 3-pointers to account for all nine of his points in his collegiate debut in the season-opening win over New Orleans ... Returned to the court for the first time since Dec. 12 and put up six points in the win over Auburn ... Hauled in a season-high five rebounds at South Carolina ... Dished out a pair of assists at Ole Miss ... Hit a three at Ole Miss and LSU.





ERIK PRATT

JUNIOR • GUARD • 6-5 • 185

LAKE WORTH, FLA. • PARK VISTA • SEWARD COUNTY CC

MAJOR: RECREATION, PARK & TOURISM SCIENCE

erikpratt_1 ep3.___

3

SEASON HIGHS

CAREER HIGHS

| | | | | | |
|------------|---|----------------------------|------------|----|------------------------------|
| PTS | 3 | 2x, last vs SMU (11/30/22) | PTS | 34 | vs Pratt CC (3/31/22) |
| RBS | 1 | vs PVAMU (12/30/22) | RBS | 11 | at Allen County CC (1/27/22) |
| AST | 2 | vs ULM (11/7/22) | AST | 4 | at Garden City CC (3/27/22) |
| STL | 1 | vs ULM (11/7/22) | STL | 2 | vs Dodge City CC (3/17/22) |
| BLK | - | - | BLK | 2 | vs Dodge City CC (3/17/22) |
| 3PM | 1 | 2x, last vs SMU (11/30/22) | 3PM | 10 | vs Pratt CC (3/31/22) |
| MIN | 8 | vs Colorado (11/18/22) | MIN | 46 | vs Dodge City CC (3/17/22) |

GAME-BY-GAME STATISTICS

| | | Min | FG-A-Pct | 3FG-A-Pct | FT-A-Pct | O-D-Tot | PF | A | TO | Blk | Stl | Pts |
|-------|----------------------|-----|----------|-----------|----------|---------|----|---|----|-----|-----|-----|
| 11/7 | ULM | 3 | 0-2-.000 | 0-2-.000 | 0-0-.000 | 0-0-0 | 1 | 2 | 0 | 0 | 1 | 0 |
| 11/11 | ACU | DNP | | | | | | | | | | |
| 11/17 | vs Murray State | DNP | | | | | | | | | | |
| 11/18 | vs Colorado | 8 | 1-3-.333 | 1-2-.500 | 0-0-.000 | 0-0-0 | 1 | 0 | 1 | 0 | 0 | 3 |
| 11/20 | vs Loyola (Chicago) | 1 | 0-0-.000 | 0-0-.000 | 0-0-.000 | 0-0-0 | 0 | 0 | 0 | 0 | 0 | 0 |
| 11/25 | at DePaul | DNP | | | | | | | | | | |
| 11/30 | SMU | 3 | 1-3-.333 | 1-2-.500 | 0-0-.000 | 0-0-0 | 0 | 0 | 0 | 0 | 0 | 3 |
| 12/3 | vs Boise State | 5 | 0-1-.000 | 0-0-.000 | 0-0-.000 | 0-0-0 | 0 | 0 | 0 | 0 | 0 | 0 |
| 12/11 | Oregon State | DNP | | | | | | | | | | |
| 12/17 | at Memphis | DNP | | | | | | | | | | |
| 12/20 | Wofford | DNP | | | | | | | | | | |
| 12/27 | Northwestern State | DNP | | | | | | | | | | |
| 12/30 | Prairie View A&M | 4 | 0-2-.000 | 0-1-.000 | 0-0-.000 | 0-1-1 | 0 | 0 | 0 | 0 | 0 | 0 |
| 1/4 | at Florida | DNP | | | | | | | | | | |
| 1/7 | LSU | DNP | | | | | | | | | | |
| 1/11 | Missouri | DNP | | | | | | | | | | |
| 1/14 | at South Carolina | 4 | 0-2-.000 | 0-2-.000 | 0-0-.000 | 0-0-0 | 0 | 0 | 0 | 0 | 0 | 0 |
| 1/18 | Florida | DNP | | | | | | | | | | |
| 1/21 | at Kentucky | DNP | | | | | | | | | | |
| 1/25 | at Auburn | DNP | | | | | | | | | | |
| 1/28 | Vanderbilt | DNP | | | | | | | | | | |
| 1/31 | at Arkansas | | | | | | | | | | | |
| 2/4 | Georgia | | | | | | | | | | | |
| 2/7 | Auburn | | | | | | | | | | | |
| 2/11 | at LSU | | | | | | | | | | | |
| 2/15 | Arkansas | | | | | | | | | | | |
| 2/18 | at Missouri | | | | | | | | | | | |
| 2/21 | Tennessee | | | | | | | | | | | |
| 2/25 | at Mississippi State | | | | | | | | | | | |
| 2/28 | at Ole Miss | | | | | | | | | | | |
| 3/4 | Alabama | | | | | | | | | | | |

CAREER STATISTICS - ALL GAMES

| | GP-GS | Min | Avg | FG-A | Pct | 3FG-A | Pct | FT-A | Pct | O-D-Tot | Avg | PF | FO | A | TO | Blk | Stl | Pts | Avg |
|---------|-------|-----|-----|------|------|-------|------|------|------|---------|-----|----|----|---|----|-----|-----|-----|-----|
| 2022-23 | 7-0 | 28 | 4.0 | 2-13 | .154 | 2-9 | .222 | 0-0 | .000 | 0-1-1 | 0.1 | 2 | 0 | 2 | 1 | 0 | 1 | 6 | 0.9 |
| TOTAL | 7-0 | 28 | 4.0 | 2-13 | .154 | 2-9 | .222 | 0-0 | .000 | 0-1-1 | 0.1 | 2 | 0 | 2 | 1 | 0 | 1 | 6 | 0.9 |

2022-23 SEASON NOTES

Has seen action in seven games ... Drained a three against Colorado (11/18) and SMU (11/30) ... Played a season-high eight minutes against Colorado (11/18) ... Collected a rebound against Prairie View A&M (12/30).

NOTES AT SEWARD COUNTY CC

Ranked as the No. 7 JUCO recruit and No. 2 shooting guard by 247Sports ... Appeared in 33 games in two seasons with 23 starts and averaged 15.8 points in 27.2 minutes per game ... In 2019-20, averaged 13.9 points and connected on 46.5% shooting from 3-point range ... Scored a career-high 34 points against Pratt Community College (3/31) and buried 10 3-pointers ... Added 28 points on 9-of-16 shooting in the win over Barton Community College (3/15) ... Poured in 25 points against Dodge City Community College (3/17) ... In 2021-22, averaged 18.1 points per game in 15 games played ... Scored a season-high 30 points against Polk State College *12/29) ... Added 29 points at Barton Community College (1/5) ... Drained five 3-pointers and scored 26 points against Western Nebraska Community College (11/13).





WADE TAYLOR IV

SOPHOMORE • GUARD • 6-0 • 185

DALLAS, TEXAS • LANCASTER HIGH SCHOOL

MAJOR: COMMUNICATION

wadetaylorIV thewadetayloriv

4

SEASON HIGHS

CAREER HIGHS

| | | | | | |
|------------|----|-------------------------|------------|----|--------------------------------|
| PTS | 25 | at Memphis (12/17/22) | PTS | 25 | 2x, last at Memphis (12/17/22) |
| RBS | 7 | at Vanderbilt (1/28/23) | RBS | 7 | at Vanderbilt (1/28/23) |
| AST | 9 | vs SMU (11/30/22) | AST | 9 | vs SMU (11/30/22) |
| STL | 6 | at DePaul (11/25/22) | STL | 6 | at DePaul (11/25/22) |
| BLK | 1 | at DePaul (11/25/22) | BLK | 1 | 3x, last at DePaul (11/25/22) |
| 3PM | 5 | vs Wofford (12/20/22) | 3PM | 5 | 3x, last vs Wofford (12/20/22) |
| MIN | 35 | vs LSU (1/7/23) | MIN | 35 | vs LSU (1/7/23) |

GAME-BY-GAME STATISTICS

| | | Min | FG-A-Pct | 3FG-A-Pct | FT-A-Pct | O-D-Tot | PF | A | TO | Blk | Stl | Pts |
|-------|----------------------|-----|-----------|-----------|-----------|---------|----|---|----|-----|-----|-----|
| 11/7 | ULM | 21 | 5-7-.714 | 4-6-.667 | 4-5-.800 | 0-5-5 | 3 | 2 | 2 | 0 | 0 | 18 |
| 11/11 | ACU | 23 | 5-7-.714 | 3-3-1.00 | 8-8-1.000 | 0-1-1 | 3 | 2 | 2 | 0 | 2 | 21 |
| 11/17 | vs Murray State | 20 | 5-15-.333 | 1-8-.125 | 5-7-.714 | 1-0-1 | 5 | 2 | 1 | 0 | 3 | 16 |
| 11/18 | vs Colorado | 21 | 1-8-.125 | 1-4-.250 | 3-4-.750 | 2-2-4 | 3 | 3 | 2 | 0 | 2 | 6 |
| 11/20 | vs Loyola (Chicago) | 27 | 4-9-.444 | 0-4-.000 | 2-4-.500 | 0-2-2 | 2 | 1 | 3 | 0 | 4 | 10 |
| 11/25 | at DePaul | 27 | 7-14-.500 | 3-7-.429 | 4-4-1.000 | 0-1-1 | 3 | 5 | 3 | 1 | 6 | 21 |
| 11/30 | SMU | 31 | 3-9-.333 | 2-6-.333 | 5-7-.714 | 0-4-4 | 3 | 9 | 0 | 0 | 3 | 13 |
| 12/3 | vs Boise State | 28 | 4-13-.308 | 3-8-.375 | 5-7-.714 | 0-1-1 | 4 | 6 | 2 | 0 | 1 | 16 |
| 12/11 | Oregon State | 26 | 2-5-.400 | 1-4-.250 | 4-4-1.000 | 1-2-3 | 3 | 6 | 3 | 0 | 1 | 9 |
| 12/17 | at Memphis | 33 | 6-16-.375 | 4-11-.364 | 9-10-.900 | 2-2-4 | 4 | 2 | 2 | 0 | 2 | 25 |
| 12/20 | Wofford | 25 | 7-11-.636 | 5-9-.556 | 1-2-.500 | 0-1-1 | 1 | 3 | 3 | 0 | 3 | 20 |
| 12/27 | Northwestern State | 25 | 2-9-.222 | 1-5-.200 | 4-5-.800 | 0-2-2 | 1 | 3 | 2 | 0 | 1 | 9 |
| 12/30 | Prairie View A&M | 21 | 5-7-.714 | 3-5-.600 | 4-6-.667 | 0-4-4 | 1 | 2 | 2 | 0 | 2 | 17 |
| 1/4 | at Florida | 28 | 6-15-.400 | 1-6-.167 | 4-4-1.000 | 0-1-1 | 4 | 2 | 2 | 0 | 2 | 17 |
| 1/7 | LSU | 35 | 4-10-.400 | 1-4-.250 | 4-4-1.000 | 0-2-2 | 4 | 6 | 4 | 0 | 0 | 13 |
| 1/11 | Missouri | 29 | 4-9-.444 | 3-8-.375 | 3-4-.750 | 1-2-3 | 3 | 4 | 5 | 0 | 0 | 14 |
| 1/14 | at South Carolina | 23 | 8-10-.800 | 4-6-.667 | 0-0-.000 | 2-3-5 | 1 | 3 | 2 | 0 | 0 | 20 |
| 1/18 | Florida | 33 | 2-15-.133 | 0-5-.000 | 4-4-1.000 | 0-4-4 | 2 | 5 | 2 | 0 | 0 | 8 |
| 1/21 | at Kentucky | 34 | 4-11-.364 | 0-5-.000 | 0-0-.000 | 0-6-6 | 2 | 7 | 4 | 0 | 3 | 8 |
| 1/25 | at Auburn | 20 | 6-9-.667 | 3-5-.600 | 0-0-.000 | 0-2-2 | 4 | 4 | 4 | 0 | 1 | 15 |
| 1/28 | Vanderbilt | 34 | 3-13-.231 | 1-7-.143 | 7-7-1.000 | 1-6-7 | 1 | 7 | 3 | 0 | 1 | 14 |
| 1/31 | at Arkansas | | | | | | | | | | | |
| 2/4 | Georgia | | | | | | | | | | | |
| 2/7 | Auburn | | | | | | | | | | | |
| 2/11 | at LSU | | | | | | | | | | | |
| 2/15 | Arkansas | | | | | | | | | | | |
| 2/18 | at Missouri | | | | | | | | | | | |
| 2/21 | Tennessee | | | | | | | | | | | |
| 2/25 | at Mississippi State | | | | | | | | | | | |
| 2/28 | at Ole Miss | | | | | | | | | | | |
| 3/4 | Alabama | | | | | | | | | | | |

CAREER STATISTICS - ALL GAMES

| | GP-GS | Min | Avg | FG-A | Pct | 3FG-A | Pct | FT-A | Pct | O-D-Tot | Avg | PF | FO | A | TO | Blk | Stl | Pts | Avg |
|---------|-------|------|------|---------|------|--------|------|---------|------|------------|-----|-----|----|-----|-----|-----|-----|-----|------|
| 2021-22 | 40-14 | 699 | 17.5 | 106-311 | .341 | 44-158 | .278 | 73-94 | .777 | 13-59-72 | 1.8 | 80 | 0 | 87 | 70 | 3 | 47 | 329 | 8.2 |
| 2022-23 | 21-19 | 564 | 26.9 | 93-222 | .419 | 44-126 | .349 | 80-96 | .833 | 10-53-63 | 3.0 | 57 | 1 | 84 | 53 | 1 | 37 | 310 | 14.8 |
| TOTAL | 61-33 | 1263 | 20.7 | 199-533 | .373 | 88-284 | .310 | 153-190 | .805 | 23-112-135 | 2.2 | 137 | 1 | 171 | 123 | 4 | 84 | 639 | 10.5 |

2022-23 SEASON NOTES

Has appeared in all 21 games, making 19 starts ... Drained four 3-pointers and finished 5-of-7 from the field to finish with 18 points against ULM (11/7) ... Logged 21 points going a perfect 8-of-8 at the charity stripe against ACU (11/11) ... Swiped a career-high six steals and scored 21 points at DePaul (11/25) ... Dished out a career-high nine assists against SMU (11/30) ... Registered a career-high 25 points at Memphis (12/17) ... Swished a career-high five 3-pointers against Wofford (12/20) ... Hauled in five rebounds with 20 points at South Carolina (1/14) ... Registered 15 points and dished out two assists at Auburn (1/25) ... Finished with 14 points, seven assists and a career-high seven rebounds against Vanderbilt (1/28).

2021-22 SEASON NOTES

Appeared in all 40 games with 14 starts, including the last 13 games ... Averaged 8.2 points, 2.2 assists and 1.8 rebounds per game ... Was named SEC Freshman of the Week after scoring 19 points with five 3-pointers in the win at Oregon State (12/18) ... Scored a season-high 25 points at Arkansas (1/22) ... Scored in double figures in 15 games ... Dished out a season-high six assists against Dallas Christian (12/27).

BEFORE TEXAS A&M

Ranked as a four-star prospect in the 247Sports Composite ... Tabbed as the No. 119 player nationally and No. 18 point guard in the country ... Ranked as the No. 7 player in the state of Texas ... Scored over 2,000 points in his high school career ... Helped lead Lancaster High School to a No. 1 ranking in 5A in 2020 ... Averaged 15.7 points, 4.3 assists and 3.3 steals per game as a junior.





ANDERSSON GARCIA

JUNIOR • FORWARD • 6-7 • 210

MOCA, DOMINICAN REPUBLIC • HAMILTON HEIGHTS (TN) • MISS. STATE

MAJOR: RECREATION, PARK & TOURISM SCIENCE

mamba__11 _mamba11_

11

| SEASON HIGHS | | | CAREER HIGHS | | |
|--------------|----|-------------------------------|--------------|----|--------------------------------------|
| PTS | 7 | at Auburn (1/25/23) | PTS | 14 | at Texas A&M (3/5/22) |
| RBS | 8 | vs Vanderbilt (1/28/23) | RBS | 14 | vs South Carolina (3/10/22) |
| AST | 3 | vs Northwestern St (12/27/22) | AST | 4 | 3x, last vs South Carolina (3/10/22) |
| STL | 2 | 3x, last at Florida (1/4/23) | STL | 4 | vs Furman (12/17/21) |
| BLK | 1 | 4x, last at Auburn (1/25/23) | BLK | 2 | 2x, last vs South Carolina (3/10/22) |
| 3PM | - | - | 3PM | 1 | 7x, last vs Virginia (3/16/22) |
| MIN | 26 | at Auburn (1/25/23) | MIN | 29 | vs Auburn (3/2/22) |

GAME-BY-GAME STATISTICS

| | | Min | FG-A-Pct | 3FG-A-Pct | FT-A-Pct | O-D-Tot | PF | A | TO | Blk | Stl | Pts |
|-------|----------------------|-----|-----------|-----------|-----------|---------|----|---|----|-----|-----|-----|
| 11/7 | ULM | 14 | 1-4-.250 | 0-1-.000 | 1-2-.500 | 2-4-6 | 4 | 0 | 0 | 0 | 0 | 3 |
| 11/11 | ACU | 17 | 1-2-.500 | 0-1-.000 | 0-0-.000 | 0-4-4 | 2 | 0 | 1 | 0 | 1 | 2 |
| 11/17 | vs Murray State | 9 | 0-1-.000 | 0-0-.000 | 0-0-.000 | 0-3-3 | 2 | 0 | 0 | 0 | 0 | 0 |
| 11/18 | vs Colorado | 11 | 1-1-1.000 | 0-0-.000 | 0-0-.000 | 2-0-2 | 5 | 1 | 0 | 0 | 1 | 2 |
| 11/20 | vs Loyola (Chicago) | 18 | 3-4-.750 | 0-0-.000 | 0-0-.000 | 5-1-6 | 3 | 2 | 1 | 0 | 2 | 6 |
| 11/25 | at DePaul | 19 | 0-0-.000 | 0-0-.000 | 3-4-.750 | 1-6-7 | 3 | 1 | 0 | 0 | 0 | 3 |
| 11/30 | SMU | 15 | 2-3-.667 | 0-0-.000 | 2-2-1.000 | 1-3-4 | 4 | 1 | 1 | 0 | 1 | 6 |
| 12/3 | vs Boise State | 14 | 0-1-.000 | 0-0-.000 | 1-2-.500 | 3-1-4 | 1 | 0 | 1 | 0 | 0 | 1 |
| 12/11 | Oregon State | DNP | | | | | | | | | | |
| 12/17 | at Memphis | 2 | 0-0-.000 | 0-0-.000 | 0-0-.000 | 0-0-0 | 0 | 0 | 0 | 0 | 0 | 0 |
| 12/20 | Wofford | 12 | 1-1-1.000 | 0-0-.000 | 2-4-.500 | 1-3-4 | 0 | 1 | 0 | 1 | 0 | 4 |
| 12/27 | Northwestern State | 16 | 0-2-.000 | 0-0-.000 | 0-0-.000 | 2-4-6 | 0 | 3 | 0 | 1 | 1 | 0 |
| 12/30 | Prairie View A&M | 19 | 1-2-.500 | 0-0-.000 | 2-2-1.000 | 2-0-2 | 1 | 1 | 1 | 0 | 2 | 4 |
| 1/4 | at Florida | 17 | 1-2-.500 | 0-0-.000 | 1-2-.500 | 2-1-3 | 5 | 2 | 0 | 0 | 2 | 3 |
| 1/7 | LSU | 11 | 0-0-.000 | 0-0-.000 | 0-0-.000 | 0-2-2 | 1 | 1 | 2 | 0 | 0 | 0 |
| 1/11 | Missouri | 6 | 0-0-.000 | 0-0-.000 | 0-0-.000 | 2-0-2 | 2 | 0 | 3 | 0 | 0 | 0 |
| 1/14 | at South Carolina | 16 | 0-0-.000 | 0-0-.000 | 2-2-1.000 | 2-1-3 | 2 | 2 | 0 | 0 | 0 | 2 |
| 1/18 | Florida | 9 | 0-1-.000 | 0-1-.000 | 0-0-.000 | 1-1-2 | 3 | 2 | 3 | 1 | 0 | 0 |
| 1/21 | at Kentucky | 13 | 1-3-.333 | 0-0-.000 | 0-0-.000 | 1-2-3 | 3 | 0 | 1 | 0 | 0 | 2 |
| 1/25 | at Auburn | 26 | 2-3-.667 | 0-0-.000 | 3-3-1.000 | 2-4-6 | 2 | 0 | 0 | 1 | 1 | 7 |
| 1/28 | Vanderbilt | 21 | 2-2-1.000 | 0-0-.000 | 1-2-.500 | 6-2-8 | 1 | 0 | 1 | 0 | 1 | 5 |
| 1/31 | at Arkansas | | | | | | | | | | | |
| 2/4 | Georgia | | | | | | | | | | | |
| 2/7 | Auburn | | | | | | | | | | | |
| 2/11 | at LSU | | | | | | | | | | | |
| 2/15 | Arkansas | | | | | | | | | | | |
| 2/18 | at Missouri | | | | | | | | | | | |
| 2/21 | Tennessee | | | | | | | | | | | |
| 2/25 | at Mississippi State | | | | | | | | | | | |
| 2/28 | at Ole Miss | | | | | | | | | | | |
| 3/4 | Alabama | | | | | | | | | | | |

CAREER STATISTICS - ALL GAMES

| | GP | GS | Min | Avg | FG-A | Pct | 3FG-A | Pct | FT-A | Pct | O-D-Tot | Avg | PF | FO | A | TO | Blk | Stl | Pts | Avg |
|---------|----|----|-----|------|--------|------|-------|------|-------|------|------------|-----|-----|----|----|----|-----|-----|-----|-----|
| 2020-21 | 11 | 0 | 35 | 3.2 | 11-18 | .611 | 2-4 | .500 | 1-4 | .250 | 8-4-12 | 1.1 | 2 | 0 | 4 | 3 | 1 | 4 | 25 | 2.3 |
| 2021-22 | 33 | 3 | 486 | 14.7 | 49-90 | .544 | 5-16 | .313 | 40-69 | .580 | 47-93-140 | 4.2 | 54 | 1 | 46 | 41 | 7 | 37 | 143 | 4.3 |
| 2022-23 | 20 | 1 | 285 | 14.3 | 16-32 | .500 | 0-3 | .000 | 18-25 | .720 | 35-42-77 | 3.9 | 44 | 2 | 17 | 15 | 4 | 12 | 50 | 2.5 |
| TOTAL | 64 | 4 | 808 | 12.6 | 76-140 | .543 | 7-23 | .304 | 59-98 | .602 | 90-139-229 | 3.6 | 100 | 3 | 67 | 59 | 12 | 53 | 218 | 3.4 |

*Spent the 2020-22 seasons at Mississippi State

2022-23 SEASON NOTES

Has earned one start in 20 appearances ... Scored six points in a pair of games against Loyola (11/20) and SMU (11/30) ... Hauled in seven rebounds at DePaul (11/25) ... Swiped a pair of steals in back-to-back games against Prairie View A&M (12/30) and at Florida (1/4) ... Recorded a season-high seven points and hauled in six rebounds at Auburn (1/25) ... Collected a season-high eight rebounds against Vanderbilt (1/28).

2021-22 SEASON NOTES AT MISS. STATE

Garcia saw action in 33 games where he broke into the starting lineup during State's three postseason contests (March 10-16) ... Improved his season averages to 4.3 points, 4.2 rebounds, 1.4 assists and 1.1 steals per game ... Eight of his top nine scoring efforts came against SEC opponents ... State won 10 of 13 games when Garcia scored at least six points ... Grabbed five or more rebounds 14 times, handed out multiple assists on 13 occasions and collected multiple steals 12 times ... Amassed 6.9 points, 7.3 rebounds, 2.3 assists and 1.7 steals per game over his last nine appearances (Feb. 18-March 16).

2020-21 SEASON NOTES AT MISS. STATE

Garcia made 11 appearances off the bench where he averaged 2.3 points, 1.1 rebounds, 0.4 assists and 0.4 steals per game ... Scored points in seven of his 11 outings, highlighted by seven of his last eight efforts (Dec. 8-March 28) and five-plus points on two occasions ... Connected on 11-of-18 from the field (61.1 percent), 2-of-4 from three-point territory (50.0 percent) and 1-of-4 at the foul line (25.0 percent) ... First career basket was a layup with 2:04 left during MSU's 82-59 win over Jackson State (Dec. 8).





SOLOMON WASHINGTON

FRESHMAN • FORWARD • 6-7 • 225

NEW ORLEANS, LA. • CARVER HIGH SCHOOL

MAJOR: BUSINESS ADMINISTRATION

nolimitssa_1 nolimit_sa

13

| SEASON HIGHS | | | | CAREER HIGHS | | | |
|--------------|----|--------------------------------------|--|--------------|----|--------------------------------------|--|
| PTS | 12 | vs Colorado (11/18/22) | | PTS | 12 | vs Colorado (11/18/22) | |
| RBS | 6 | at South Carolina (1/14/23) | | RBS | 6 | at South Carolina (1/14/23) | |
| AST | 2 | vs ULM (11/7/22) | | AST | 2 | vs ULM (11/7/22) | |
| STL | 2 | 2x, last vs SMU (11/30/22) | | STL | 2 | 2x, last vs SMU (11/30/22) | |
| BLK | 2 | 2x, last at South Carolina (1/14/23) | | BLK | 2 | 2x, last at South Carolina (1/14/23) | |
| 3PM | 2 | vs Murray State (11/17/22) | | 3PM | 2 | vs Murray State (11/17/22) | |
| MIN | 19 | 2x, last vs Oregon State (12/11/22) | | MIN | 19 | 2x, last vs Oregon State (12/11/22) | |

GAME-BY-GAME STATISTICS

| | | Min | FG-A-Pct | 3FG-A-Pct | FT-A-Pct | O-D-Tot | PF | A | TO | Blk | Stl | Pts |
|-------|----------------------|-----|----------|-----------|-----------|---------|----|---|----|-----|-----|-----|
| 11/7 | ULM | 17 | 0-1-.000 | 0-0-.000 | 0-0-.000 | 2-2-4 | 3 | 2 | 1 | 0 | 0 | 0 |
| 11/11 | ACU | 15 | 0-1-.000 | 0-1-.000 | 0-2-.000 | 1-1-2 | 3 | 1 | 1 | 0 | 2 | 0 |
| 11/17 | vs Murray State | 16 | 3-4-.750 | 2-2-1.00 | 0-0-.000 | 2-1-3 | 2 | 0 | 1 | 2 | 0 | 8 |
| 11/18 | vs Colorado | 14 | 2-7-.286 | 1-2-.500 | 7-8-.875 | 2-3-5 | 1 | 1 | 0 | 0 | 1 | 12 |
| 11/20 | vs Loyola (Chicago) | DNP | | | | | | | | | | |
| 11/25 | at DePaul | 5 | 0-1-.000 | 0-1-.000 | 0-0-.000 | 2-0-2 | 2 | 0 | 0 | 0 | 0 | 0 |
| 11/30 | SMU | 18 | 1-3-.333 | 0-0-.000 | 2-2-1.000 | 1-2-3 | 4 | 0 | 0 | 1 | 2 | 4 |
| 12/3 | vs Boise State | 19 | 5-7-.714 | 0-1-.000 | 0-0-.000 | 1-1-2 | 2 | 1 | 0 | 0 | 1 | 10 |
| 12/11 | Oregon State | 19 | 2-2-1.00 | 1-1-1.000 | 2-2-1.000 | 2-3-5 | 1 | 1 | 0 | 0 | 1 | 7 |
| 12/17 | at Memphis | 7 | 0-1-.000 | 0-0-.000 | 0-0-.000 | 0-1-1 | 3 | 0 | 1 | 1 | 0 | 0 |
| 12/20 | Wofford | 13 | 3-4-.750 | 0-0-.000 | 1-2-.500 | 2-1-3 | 0 | 1 | 1 | 1 | 0 | 7 |
| 12/27 | Northwestern State | 10 | 1-2-.500 | 0-1-.000 | 0-0-.000 | 2-1-3 | 2 | 0 | 1 | 1 | 0 | 2 |
| 12/30 | Prairie View A&M | 14 | 0-1-.000 | 0-1-.000 | 2-2-1.00 | 0-4-4 | 3 | 0 | 3 | 1 | 0 | 2 |
| 1/4 | at Florida | 10 | 0-0-.000 | 0-0-.000 | 1-2-.500 | 2-2-4 | 2 | 0 | 0 | 0 | 0 | 1 |
| 1/7 | LSU | 6 | 0-0-.000 | 0-0-.000 | 0-0-.000 | 0-1-1 | 1 | 0 | 0 | 0 | 1 | 0 |
| 1/11 | Missouri | 9 | 0-0-.000 | 0-0-.000 | 1-2-.500 | 1-1-2 | 3 | 1 | 0 | 1 | 0 | 1 |
| 1/14 | at South Carolina | 18 | 1-2-.500 | 0-0-.000 | 1-2-.500 | 2-4-6 | 2 | 0 | 1 | 2 | 0 | 3 |
| 1/18 | Florida | 14 | 0-1-.000 | 0-1-.000 | 0-0-.000 | 2-3-5 | 2 | 0 | 0 | 0 | 0 | 0 |
| 1/21 | at Kentucky | DNP | | | | | | | | | | |
| 1/25 | at Auburn | DNP | | | | | | | | | | |
| 1/28 | Vanderbilt | DNP | | | | | | | | | | |
| 1/31 | at Arkansas | | | | | | | | | | | |
| 2/4 | Georgia | | | | | | | | | | | |
| 2/7 | Auburn | | | | | | | | | | | |
| 2/11 | at LSU | | | | | | | | | | | |
| 2/15 | Arkansas | | | | | | | | | | | |
| 2/18 | at Missouri | | | | | | | | | | | |
| 2/21 | Tennessee | | | | | | | | | | | |
| 2/25 | at Mississippi State | | | | | | | | | | | |
| 2/28 | at Ole Miss | | | | | | | | | | | |
| 3/4 | Alabama | | | | | | | | | | | |

CAREER STATISTICS - ALL GAMES

| | GP-GS | Min | Avg | FG-A | Pct | 3FG-A | Pct | FT-A | Pct | O-D-Tot | Avg | PF | FO | A | TO | Blk | Stl | Pts | Avg |
|---------|-------|-----|------|-------|------|-------|------|-------|------|----------|-----|----|----|---|----|-----|-----|-----|-----|
| 2022-23 | 17-4 | 224 | 13.2 | 18-37 | .486 | 4-11 | .364 | 17-24 | .708 | 24-31-55 | 3.2 | 36 | 0 | 8 | 10 | 10 | 8 | 57 | 3.4 |
| TOTAL | 17-4 | 224 | 13.2 | 18-37 | .486 | 4-11 | .364 | 17-24 | .708 | 24-31-55 | 3.2 | 36 | 0 | 8 | 10 | 10 | 8 | 57 | 3.4 |

2022-23 SEASON NOTES

Has appeared in 17 games with four starts ... Drained two triples against Murray State (11/17) ... Recorded a career-high 12 points against Colorado (11/18) ... Swatted a pair of blocks against Murray State (11/17) and at South Carolina (1/14) ... Hauled in a career-high six rebounds at South Carolina (1/14).

BEFORE TEXAS A&M

Was named the 2022 Gatorade Louisiana Boys Basketball Player of the Year ... Rated as a three-start prospect and the No. 1 ranked recruit from Louisiana in the 247Sports Composite ... Led the George Washington Carver Collegiate Academy to a 33-5 record and a Class 4A state championship after averaging 14.9 points, 11.1 rebounds, 3.0 assists, 2.6 blocks and 2.4 steals per game in 2021-22 ... Recorded 23 double-doubles, including a 14-point, 20-rebound performance in the state championship game in which he also had nine assists and six blocks ... Was a two-time first team all-state selection and amassed 1,642 points and 1,435 rebounds in his career ... Maintained a 3.05 GPA in the classroom, and volunteered locally with Thrive New Orleans and as a youth camp counselor.



HENRY COLEMAN III 15

JUNIOR • FORWARD • 6-8 • 245
RICHMOND, VA. • TRINITY EPISCOPAL SCHOOL • DUKE
MAJOR: POLITICAL SCIENCE
🐦 hencoleman3 📷 henrycoleman3

| SEASON HIGHS | | | | CAREER HIGHS | | | |
|--------------|----|--------------------------------------|--|--------------|----|-----------------------------|--|
| PTS | 24 | vs Northwestern St (12/27/22) | | PTS | 27 | vs North Florida (11/10/21) | |
| RBS | 11 | 2x, last at South Carolina (1/14/23) | | RBS | 15 | vs South Carolina (1/29/22) | |
| AST | 6 | at DePaul (11/25/22) | | AST | 6 | at DePaul (11/25/22) | |
| STL | 4 | vs ACU (11/11/22) | | STL | 5 | vs Florida (3/10/22) | |
| BLK | 1 | 4x, last at Florida (1/4/23) | | BLK | 2 | 3x, last at LSU (1/26/22) | |
| 3PM | - | - | | 3PM | - | - | |
| MIN | 37 | 2x, last vs Vanderbilt (1/28/23) | | MIN | 41 | vs Florida (3/10/22) | |

GAME-BY-GAME STATISTICS

| | | Min | FG-A-Pct | 3FG-A-Pct | FT-A-Pct | O-D-Tot | PF | A | TO | Blk | Stl | Pts |
|-------|----------------------|-----|------------|-----------|-----------|---------|----|---|----|-----|-----|-----|
| 11/7 | ULM | 22 | 6-11-.545 | 0-1-.000 | 2-5-.400 | 1-6-7 | 2 | 4 | 2 | 0 | 1 | 14 |
| 11/11 | ACU | 30 | 5-7-.714 | 0-0-.000 | 3-6-.500 | 6-5-11 | 0 | 1 | 4 | 1 | 4 | 13 |
| 11/17 | vs Murray State | 21 | 1-6-.167 | 0-0-.000 | 0-2-.000 | 1-5-6 | 3 | 0 | 3 | 0 | 1 | 2 |
| 11/18 | vs Colorado | 14 | 1-2-.500 | 0-0-.000 | 0-0-.000 | 0-1-1 | 0 | 0 | 1 | 0 | 0 | 2 |
| 11/20 | vs Loyola (Chicago) | 21 | 4-7-.571 | 0-0-.000 | 5-6-.833 | 2-3-5 | 2 | 0 | 0 | 0 | 2 | 13 |
| 11/25 | at DePaul | 30 | 5-8-.625 | 0-0-.000 | 2-4-.500 | 1-2-3 | 3 | 6 | 0 | 1 | 0 | 12 |
| 11/30 | SMU | 31 | 10-18-.556 | 0-0-.000 | 3-6-.500 | 3-2-5 | 0 | 0 | 0 | 0 | 0 | 23 |
| 12/3 | vs Boise State | 32 | 5-9-.556 | 0-0-.000 | 2-2-1.000 | 0-4-4 | 3 | 0 | 2 | 0 | 1 | 12 |
| 12/11 | Oregon State | 19 | 0-3-.000 | 0-0-.000 | 2-4-.500 | 1-4-5 | 0 | 0 | 0 | 0 | 1 | 2 |
| 12/17 | at Memphis | 26 | 3-6-.500 | 0-0-.000 | 6-7-.857 | 3-2-5 | 3 | 1 | 3 | 0 | 1 | 12 |
| 12/20 | Wofford | 24 | 1-2-.500 | 0-0-.000 | 0-0-.000 | 1-3-4 | 3 | 1 | 1 | 1 | 0 | 2 |
| 12/27 | Northwestern State | 33 | 8-13-.615 | 0-0-.000 | 8-8-1.000 | 2-5-7 | 1 | 1 | 3 | 0 | 1 | 24 |
| 12/30 | Prairie View A&M | 22 | 5-7-.714 | 0-0-.000 | 2-3-.667 | 3-3-6 | 0 | 3 | 1 | 0 | 0 | 12 |
| 1/4 | at Florida | 22 | 1-4-.250 | 0-0-.000 | 0-0-.000 | 2-1-3 | 0 | 0 | 0 | 1 | 1 | 2 |
| 1/7 | LSU | 31 | 3-9-.333 | 0-0-.000 | 1-2-.500 | 2-4-6 | 2 | 0 | 2 | 0 | 2 | 7 |
| 1/11 | Missouri | 35 | 4-5-.800 | 0-0-.000 | 2-2-1.000 | 3-7-10 | 3 | 2 | 1 | 0 | 0 | 10 |
| 1/14 | at South Carolina | 25 | 6-9-.667 | 0-0-.000 | 0-0-.000 | 5-6-11 | 1 | 3 | 1 | 0 | 2 | 12 |
| 1/18 | Florida | 14 | 1-2-.500 | 0-0-.000 | 0-0-.000 | 3-2-5 | 5 | 0 | 0 | 0 | 0 | 2 |
| 1/21 | at Kentucky | 37 | 5-7-.714 | 0-0-.000 | 0-0-.000 | 1-5-6 | 4 | 0 | 5 | 0 | 0 | 10 |
| 1/25 | at Auburn | 31 | 2-5-.400 | 0-0-.000 | 3-4-.750 | 0-5-5 | 4 | 1 | 1 | 0 | 2 | 7 |
| 1/28 | Vanderbilt | 37 | 6-9-.667 | 0-0-.000 | 6-8-.750 | 3-3-6 | 2 | 0 | 0 | 0 | 0 | 18 |
| 1/31 | at Arkansas | | | | | | | | | | | |
| 2/4 | Georgia | | | | | | | | | | | |
| 2/7 | Auburn | | | | | | | | | | | |
| 2/11 | at LSU | | | | | | | | | | | |
| 2/15 | Arkansas | | | | | | | | | | | |
| 2/18 | at Missouri | | | | | | | | | | | |
| 2/21 | Tennessee | | | | | | | | | | | |
| 2/25 | at Mississippi State | | | | | | | | | | | |
| 2/28 | at Ole Miss | | | | | | | | | | | |
| 3/4 | Alabama | | | | | | | | | | | |

CAREER STATISTICS - ALL GAMES

| | GP | GS | Min | Avg | FG-A | Pct | 3FG-A | Pct | FT-A | Pct | O-D-Tot | Avg | PF | FO | A | TO | Blk | Stl | Pts | Avg |
|---------|----|----|------|------|---------|------|-------|------|---------|------|-------------|-----|-----|----|----|----|-----|-----|-----|------|
| 2020-21 | 19 | 0 | 95 | 5.0 | 10-20 | .500 | 0-1 | .000 | 1-5 | .200 | 13-13-26 | 1.4 | 5 | 0 | 3 | 5 | 6 | 3 | 21 | 1.1 |
| 2021-22 | 39 | 36 | 1043 | 26.7 | 160-285 | .561 | 0-3 | .000 | 109-159 | .686 | 102-140-242 | 6.2 | 90 | 3 | 24 | 40 | 16 | 50 | 429 | 11.0 |
| 2022-23 | 21 | 17 | 557 | 26.5 | 82-149 | .550 | 0-1 | .000 | 47-69 | .681 | 43-78-121 | 5.8 | 41 | 1 | 23 | 30 | 4 | 19 | 211 | 10.0 |
| TOTAL | 79 | 53 | 1697 | 21.5 | 252-454 | .555 | 0-5 | .000 | 157-233 | .674 | 158-232-390 | 4.9 | 136 | 4 | 50 | 75 | 26 | 72 | 661 | 8.4 |

*Spent the 2020-21 season at Duke

2022-23 SEASON NOTES

Has appeared in all 21 games with 17 starts ... Registered a double-double after finishing with 13 points and 11 rebounds against ACU (11/11) ... Dished out a career-high six assists at DePaul (11/25) ... Poured in 23 points and five rebounds against SMU (11/30) ... Recorded a career-high 24 points against Northwestern State (12/27) ... Logged his second double-double of the season after tallying 10 points and 10 rebounds against Missouri (1/11) ... Registered his second consecutive double-double and third of the season after pouring in 12 points and 11 rebounds at South Carolina (1/14) ... Scored 12 points and collected six rebounds at Kentucky (1/21) ... Finished with a team-high 18 points and hauled in six rebounds against Vanderbilt (1/28).

2021-22 SEASON NOTES

Appeared in 39 games making 26 starts ... Ranked second on the team in scoring at 11.0 points per game and tied for the team lead with 6.2 rebounds per game ... Scored a career-high 27 points in the season-opening win over North Florida (11/10) ... Registered five double-doubles, all of which came against SEC teams ... Poured in 22 points to go along with eight rebounds against Florida (3/10) in the SEC Tournament ... Helped the Aggies upset No. 5 Auburn in the SEC Tournament (3/11) with 16 points and 10 rebounds ... Hauled in a career-high 15 rebounds against South Carolina (1/29).

2020-21 SEASON NOTES AT DUKE

Appeared in 19 games as a freshman, including each of the final 11 contests of the season ... Shot 10-of-20 (.500) from the field and averaged 1.1 points with 1.4 rebounds per contest ... Provided a spark off the bench against North Carolina (2/6), scoring four points, dishing out two assists, grabbing two boards and blocking a shot in 13 minutes ... Scored four points on 2-of-2 from the field, collected two rebounds and had a blocked shot in five minutes in the win over No. 7 Virginia (2/20) ... Brought down a career-high five rebounds and added another blocked shot versus Syracuse (2/22) ... Contributed four points, five rebounds and two blocks off the bench in the ACC Tournament win over Boston College (3/9) ... Matched career highs of four points and five boards, while setting a career high in minutes (15) in the Boston College victory.





ANDRE GORDON

20

SENIOR • GUARD • 6-2 • 185
SIDNEY, OHIO • SIDNEY HIGH SCHOOL
MAJOR: UNIVERSITY STUDIES

20dre

iamdrejr

SEASON HIGHS

CAREER HIGHS

| | | | | | |
|------------|----|------------------------------|------------|----|---|
| PTS | 6 | 2x, last vs SMU (11/30/22) | PTS | 19 | vs Missouri (1/16/21) |
| RBS | 3 | 4x, last at Florida (1/4/23) | RBS | 7 | vs Florida (2/15/22) |
| AST | 3 | 5x, last vs LSU (1/7/23) | AST | 5 | 4x, last vs Dallas Christian (12/27/21) |
| STL | 2 | vs Boise State (12/3/22) | STL | 4 | 3x, last vs Florida (2/15/21) |
| BLK | - | - | BLK | 2 | vs Arkansas (1/8/22) |
| 3PM | 2 | 2x, last vs SMU (11/30/22) | 3PM | 4 | 2x, last at LSU (1/26/22) |
| MIN | 23 | vs Colorado (11/18/22) | MIN | 42 | vs ACU (11/12/21) |

GAME-BY-GAME STATISTICS

| | | Min | FG-A-Pct | 3FG-A-Pct | FT-A-Pct | O-D-Tot | PF | A | TO | Blk | Stl | Pts |
|-------|----------------------|-----|-----------|-----------|----------|---------|----|---|----|-----|-----|-----|
| 11/7 | ULM | 12 | 1-4-.250 | 1-4-.250 | 0-0-.000 | 0-0-0 | 0 | 1 | 0 | 0 | 0 | 3 |
| 11/11 | ACU | 10 | 0-2-.000 | 0-1-.000 | 0-0-.000 | 0-2-2 | 2 | 1 | 2 | 0 | 0 | 0 |
| 11/17 | vs Murray State | 8 | 1-2-.500 | 0-1-.000 | 0-0-.000 | 0-0-0 | 2 | 0 | 0 | 0 | 0 | 2 |
| 11/18 | vs Colorado | 23 | 2-3-.667 | 2-2-1.000 | 0-0-.000 | 1-1-2 | 1 | 1 | 2 | 0 | 0 | 6 |
| 11/20 | vs Loyola (Chicago) | 20 | 1-3-.333 | 1-2-.500 | 0-0-.000 | 1-1-2 | 0 | 2 | 0 | 0 | 1 | 3 |
| 11/25 | at DePaul | 10 | 0-3-.000 | 0-2-.000 | 0-0-.000 | 0-1-1 | 1 | 2 | 0 | 0 | 1 | 0 |
| 11/30 | SMU | 16 | 2-4-.500 | 2-4-.500 | 0-0-.000 | 0-0-0 | 3 | 3 | 1 | 0 | 0 | 6 |
| 12/3 | vs Boise State | 11 | 0-0-.000 | 0-0-.000 | 0-0-.000 | 1-0-1 | 3 | 0 | 0 | 0 | 2 | 0 |
| 12/11 | Oregon State | 12 | 0-1-.000 | 0-1-.000 | 0-0-.000 | 0-3-3 | 0 | 3 | 0 | 0 | 1 | 0 |
| 12/17 | at Memphis | 14 | 0-0-.000 | 0-0-.000 | 0-0-.000 | 0-0-0 | 0 | 2 | 0 | 0 | 0 | 0 |
| 12/20 | Wofford | 17 | 2-6-.333 | 1-4-.250 | 0-0-.000 | 0-3-3 | 1 | 3 | 1 | 0 | 0 | 5 |
| 12/27 | Northwestern State | 16 | 0-0-.000 | 0-0-.000 | 0-0-.000 | 0-2-2 | 1 | 3 | 0 | 0 | 0 | 0 |
| 12/30 | Prairie View A&M | 21 | 0-5-.000 | 0-1-.000 | 0-0-.000 | 0-3-3 | 1 | 1 | 2 | 0 | 1 | 0 |
| 1/4 | at Florida | 20 | 0-2-.000 | 0-2-.000 | 1-2-.500 | 0-3-3 | 1 | 0 | 3 | 0 | 1 | 1 |
| 1/7 | LSU | 17 | 0-2-.000 | 0-1-.000 | 0-0-.000 | 0-2-2 | 0 | 3 | 0 | 0 | 0 | 0 |
| 1/11 | Missouri | 7 | 2-2-1.00 | 1-1-1.000 | 0-0-.000 | 0-0-0 | 0 | 1 | 1 | 0 | 0 | 5 |
| 1/14 | at South Carolina | 17 | 2-4-.500 | 1-1-1.000 | 0-0-.000 | 0-1-1 | 2 | 1 | 0 | 0 | 1 | 5 |
| 1/18 | Florida | 10 | 0-1-.000 | 0-1-.000 | 0-0-.000 | 0-0-0 | 1 | 1 | 0 | 0 | 1 | 0 |
| 1/21 | at Kentucky | 19 | 1-1-1.000 | 1-1-1.000 | 0-0-.000 | 0-2-2 | 0 | 1 | 0 | 0 | 1 | 3 |
| 1/25 | at Auburn | 22 | 1-4-.250 | 0-1-.000 | 2-3-.667 | 0-1-1 | 0 | 2 | 0 | 0 | 1 | 4 |
| 1/28 | Vanderbilt | 18 | 2-3-.667 | 0-0-.000 | 1-2-.500 | 0-2-2 | 0 | 1 | 0 | 0 | 0 | 5 |
| 1/31 | at Arkansas | | | | | | | | | | | |
| 2/4 | Georgia | | | | | | | | | | | |
| 2/7 | Auburn | | | | | | | | | | | |
| 2/11 | at LSU | | | | | | | | | | | |
| 2/15 | Arkansas | | | | | | | | | | | |
| 2/18 | at Missouri | | | | | | | | | | | |
| 2/21 | Tennessee | | | | | | | | | | | |
| 2/25 | at Mississippi State | | | | | | | | | | | |
| 2/28 | at Ole Miss | | | | | | | | | | | |
| 3/4 | Alabama | | | | | | | | | | | |

CAREER STATISTICS - ALL GAMES

| | GP-GS | Min | Avg | FG-A | Pct | 3FG-A | Pct | FT-A | Pct | O-D-Tot | Avg | PF | FO | A | TO | Blk | Stl | Pts | Avg |
|---------|--------|------|------|---------|------|--------|------|-------|------|------------|-----|-----|----|-----|-----|-----|-----|-----|-----|
| 2019-20 | 28-18 | 674 | 24.1 | 68-198 | .343 | 22-81 | .272 | 19-26 | .731 | 6-52-58 | 2.1 | 25 | 0 | 44 | 53 | 1 | 24 | 177 | 6.3 |
| 2020-21 | 18-18 | 501 | 27.8 | 55-153 | .359 | 19-62 | .306 | 21-30 | .700 | 8-36-44 | 2.4 | 17 | 0 | 49 | 38 | 2 | 18 | 150 | 8.3 |
| 2021-22 | 39-23 | 797 | 20.4 | 77-182 | .423 | 39-104 | .375 | 18-25 | .720 | 10-76-86 | 2.2 | 44 | 0 | 60 | 33 | 5 | 45 | 211 | 5.4 |
| 2022-23 | 21-5 | 320 | 15.2 | 17-52 | .327 | 10-30 | .333 | 4-7 | .571 | 3-27-30 | 1.4 | 19 | 0 | 32 | 12 | 0 | 11 | 48 | 2.3 |
| TOTAL | 106-64 | 2292 | 21.6 | 217-585 | .371 | 90-277 | .325 | 62-88 | .705 | 27-191-218 | 2.1 | 105 | 0 | 185 | 136 | 8 | 98 | 586 | 5.5 |

2022-23 SEASON NOTES

Has played in all 21 games with five starts ... Drained a pair of 3-pointers vs Colorado (11/18) and vs SMU (11/30) ... Swiped two steals against Boise State (12/3) ... Hauled in three rebounds four times ... Scored four points and handed out two assists at Auburn (1/25).

2021-22 SEASON NOTES

Appeared in 39 games with 23 starts ... Averaged 5.4 points and 2.2 rebounds in 20.5 minutes per game ... Scored a season-high 18 points at LSU (1/26) ... Added 17 points and four assists in the win over Abilene Christian (11/12) ... Scored seven points and hauled in six rebounds in the win at Missouri (1/15).

2020-21 SEASON NOTES

Was the only Aggie to start in all 18 games ... Led the team in assists (49) and ranked fourth in scoring (8.3 ppg) ... Put up 15 points, shooting 3-of-5 from beyond the arc in the season-opening win over New Orleans ... Recorded career-highs in points (18) and assists (5) in the win over UTRGV ... Scored eight points and matched his season-high in steals with two at LSU ... Put up 10 points, including the game-winning jumper with 1.6 seconds remaining, and matched his season high with four rebounds in the win over Auburn ... Scored a career-high 19 points, shooting 3-of-3 from beyond the arc against Missouri ... Registered 10 points and dished out a team-high three assists in the win at Kansas State ... Grabbed a season-high five rebounds and matched his career high in assists with five against Mississippi State.

2019-20 SEASON NOTES

Played in 28 games, making 18 starts ... Registered nine points and three rebounds in his collegiate debut against Northwestern State ... Dropped 17 points against ULM as he earned his first career start ... Led the Aggies in scoring with 15 points while dishing out a season-high three assists against Arkansas.





TYRECE RADFORD 23

SENIOR • GUARD • 6-2 • 195

BATON ROUGE, LA. • MCKINLEY • VIRGINIA TECH

MAJOR: RECREATION & YOUTH DEVELOPMENT

[tyreceradford23](#) [23oots](#)

SEASON HIGHS

CAREER HIGHS

| | | | | | |
|------------|----|--|------------|----|--------------------------------------|
| PTS | 31 | at DePaul (11/25/22) | PTS | 31 | at DePaul (11/25/22) |
| RBS | 10 | 2x, last vs Northwestern St (12/27/22) | RBS | 14 | vs Alcorn (3/15/22) |
| AST | 6 | 2x, last vs Missouri (1/11/23) | AST | 6 | 2x, last vs Missouri (1/11/23) |
| STL | 3 | 2x, last vs Loyola (11/20/22) | STL | 4 | at Wake Forest (1/14/20) |
| BLK | 1 | 7x, last vs Vanderbilt (1/28/23) | BLK | 2 | 6x, last vs South Carolina (1/19/22) |
| 3PM | 4 | 2x, last vs PVAMU (12/30/22) | 3PM | 5 | vs Auburn (3/11/22) |
| MIN | 38 | vs Missouri (1/11/23) | MIN | 50 | vs Miami (2/19/20) |

GAME-BY-GAME STATISTICS

| | | Min | FG-A-Pct | 3FG-A-Pct | FT-A-Pct | O-D-Tot | PF | A | TO | Blk | Stl | Pts |
|-------|----------------------|-----|-----------|-----------|-------------|---------|----|---|----|-----|-----|-----|
| 11/7 | ULM | 15 | 0-1-.000 | 0-1-.000 | 0-0-.000 | 1-3-4 | 3 | 1 | 1 | 0 | 0 | 0 |
| 11/11 | ACU | 28 | 2-6-.333 | 0-2-.000 | 9-11-.818 | 2-6-8 | 0 | 1 | 3 | 0 | 0 | 13 |
| 11/17 | vs Murray State | 31 | 4-13-.308 | 1-6-.167 | 10-10-1.000 | 4-2-6 | 1 | 6 | 1 | 1 | 3 | 19 |
| 11/18 | vs Colorado | 20 | 0-5-.000 | 0-2-.000 | 4-4-1.000 | 0-1-1 | 0 | 2 | 1 | 0 | 0 | 4 |
| 11/20 | vs Loyola (Chicago) | 28 | 1-6-.167 | 0-4-.000 | 5-6-.833 | 1-0-1 | 3 | 1 | 2 | 1 | 3 | 7 |
| 11/25 | at DePaul | 33 | 8-11-.727 | 4-5-.800 | 11-13-.846 | 2-3-5 | 3 | 0 | 2 | 1 | 1 | 31 |
| 11/30 | SMU | 24 | 4-6-.667 | 1-2-.500 | 0-2-.000 | 3-3-6 | 2 | 1 | 2 | 1 | 0 | 9 |
| 12/3 | vs Boise State | 33 | 3-13-.231 | 1-6-.167 | 4-6-.667 | 3-2-5 | 3 | 3 | 2 | 0 | 2 | 11 |
| 12/11 | Oregon State | 34 | 3-11-.273 | 3-5-.600 | 3-4-.750 | 2-5-7 | 1 | 3 | 1 | 1 | 1 | 12 |
| 12/17 | at Memphis | 33 | 1-13-.077 | 1-5-.200 | 5-6-.833 | 3-7-10 | 3 | 2 | 3 | 0 | 0 | 8 |
| 12/20 | Wofford | 32 | 2-4-.500 | 0-2-.000 | 1-1-1.000 | 1-3-4 | 0 | 1 | 2 | 1 | 0 | 5 |
| 12/27 | Northwestern State | 36 | 8-10-.800 | 0-1-.000 | 5-5-1.000 | 4-6-10 | 2 | 2 | 3 | 0 | 0 | 21 |
| 12/30 | Prairie View A&M | 23 | 6-7-.857 | 4-4-1.000 | 4-4-1.000 | 1-0-1 | 1 | 1 | 0 | 0 | 0 | 20 |
| 1/4 | at Florida | 34 | 6-13-.462 | 1-2-.500 | 4-6-.667 | 0-3-3 | 2 | 1 | 3 | 0 | 2 | 17 |
| 1/7 | LSU | 32 | 6-10-.600 | 1-3-.333 | 1-2-.500 | 3-2-5 | 1 | 1 | 2 | 0 | 0 | 14 |
| 1/11 | Missouri | 38 | 4-9-.444 | 0-2-.000 | 8-12-.667 | 1-5-6 | 1 | 6 | 1 | 0 | 2 | 16 |
| 1/14 | at South Carolina | 24 | 2-9-.222 | 0-1-.000 | 0-0-.000 | 3-3-6 | 2 | 3 | 1 | 0 | 1 | 4 |
| 1/18 | Florida | 36 | 3-9-.333 | 0-3-.000 | 2-2-1.000 | 1-6-7 | 0 | 3 | 1 | 0 | 0 | 8 |
| 1/21 | at Kentucky | 24 | 7-11-.636 | 2-4-.500 | 6-6-1.000 | 1-3-4 | 2 | 1 | 2 | 0 | 0 | 22 |
| 1/25 | at Auburn | 37 | 8-17-.471 | 3-7-.429 | 11-12-.917 | 3-6-9 | 1 | 2 | 1 | 0 | 1 | 30 |
| 1/28 | Vanderbilt | 33 | 4-11-.364 | 2-7-.286 | 4-8-.500 | 0-4-4 | 1 | 2 | 1 | 1 | 0 | 14 |
| 1/31 | at Arkansas | | | | | | | | | | | |
| 2/4 | Georgia | | | | | | | | | | | |
| 2/7 | Auburn | | | | | | | | | | | |
| 2/11 | at LSU | | | | | | | | | | | |
| 2/15 | Arkansas | | | | | | | | | | | |
| 2/18 | at Missouri | | | | | | | | | | | |
| 2/21 | Tennessee | | | | | | | | | | | |
| 2/25 | at Mississippi State | | | | | | | | | | | |
| 2/28 | at Ole Miss | | | | | | | | | | | |
| 3/4 | Alabama | | | | | | | | | | | |

CAREER STATISTICS - ALL GAMES

| | GP-GS | Min | Avg | FG-A | Pct | 3FG-A | Pct | FT-A | Pct | O-D-Tot | Avg | PF | FO | A | TO | Blk | Stl | Pts | Avg |
|---------|---------|------|------|---------|------|--------|------|---------|------|-------------|-----|-----|----|-----|-----|-----|-----|------|------|
| 2019-20 | 32-29 | 847 | 26.5 | 134-222 | .604 | 1-12 | .083 | 56-81 | .691 | 70-129-199 | 6.2 | 47 | 0 | 55 | 25 | 10 | 31 | 325 | 10.2 |
| 2020-21 | 18-18 | 583 | 32.4 | 82-149 | .550 | 7-24 | .292 | 49-64 | .766 | 35-72-107 | 5.9 | 28 | 0 | 37 | 18 | 7 | 10 | 220 | 12.2 |
| 2021-22 | 40-40 | 1203 | 30.1 | 168-345 | .487 | 47-117 | .402 | 51-76 | .671 | 91-158-249 | 6.2 | 54 | 1 | 57 | 52 | 12 | 46 | 434 | 10.9 |
| 2022-23 | 21-21 | 628 | 29.9 | 82-195 | .421 | 24-74 | .324 | 97-120 | .808 | 39-73-112 | 5.3 | 32 | 0 | 43 | 35 | 7 | 16 | 285 | 13.6 |
| TOTAL | 111-108 | 3260 | 29.4 | 466-911 | .512 | 79-227 | .348 | 253-341 | .742 | 235-432-667 | 6.0 | 161 | 1 | 192 | 130 | 36 | 103 | 1264 | 11.4 |

*Spent the 2019-21 seasons at Virginia Tech

2022-23 SEASON NOTES

Has started in all 21 games ... Poured in a career-high 31 points at DePaul (11/25) ... Collected 10 rebounds to go along with eight points at Memphis (12/17) ... Registered a double-double against Northwestern State after finishing with 21 points and 10 rebounds (12/27) ... Drained a season-high four 3-pointers against Prairie View A&M (12/30) ... Dished out a career-high six assists and finished with 16 points against Missouri (1/11) ... Poured in a team-high 22 points at Kentucky (1/21) ... Recorded a team-high 30 points and hauled in nine rebounds at Auburn (1/25) ... Finished with 14 points and four rebounds against Vanderbilt (1/28).

2021-22 SEASON NOTES

Started in all 40 games and tied for the team lead in rebounding at 6.2 per game ... Averaged 10.9 points per game, which ranked third on the team ... Scored in double figures in 26 games ... Registered a double-double in the win over Alcorn (3/15) in the first round of the NIT with 14 points and 14 rebounds ... Scored a season-high 22 points to go along with eight rebounds in the upset-victory at No. 25 Alabama (3/2) ... Hauled in 11 rebounds and scored eight points in the win over Oregon (3/19) ... Added 11 rebounds and nine points at Arkansas (1/22).

2020-21 SEASON NOTES AT VIRGINIA TECH

Played in 18 games, drawing 18 starts ... Dropped 18 points against seventh-seeded Florida (3/19) in the first round of the NCAA Tournament, while posting four rebounds and two assists.

2019-20 SEASON NOTES AT VIRGINIA TECH

Played in all 32 games, drawing 29 starts ... Finished with the 17th-best offensive efficiency rating (no minimum usage rate) in the nation at 126.1, according to KenPom ... Was one of only two ACC players and one of seven high-majors to finish the season averaging more than 10 points, six rebounds and shooting over 60 percent.

2018-19 SEASON NOTES AT VIRGINIA TECH

Redshirted.





JULIUS MARBLE

34

JUNIOR • FORWARD • 6-9 • 245

DALLAS, TEXAS • DALLAS JESUIT • MICHIGAN STATE

MAJOR: GEOLOGY

julius_marble jujizu_

SEASON HIGHS

CAREER HIGHS

| | | | | | |
|------------|----|-----------------------------|------------|----|--------------------------------------|
| PTS | 19 | vs Florida (1/18/23) | PTS | 19 | vs Florida (1/18/23) |
| RBS | 9 | vs LSU (1/7/23) | RBS | 10 | vs Illinois (2/19/22) |
| AST | 2 | vs ULM (11/7/22) | AST | 2 | 2x, last vs ULM (11/7/22) |
| STL | 2 | vs SMU (11/30/22) | STL | 2 | 2x, last vs SMU (11/30/22) |
| BLK | 2 | at South Carolina (1/24/23) | BLK | 2 | 4x, last at South Carolina (1/14/23) |
| 3PM | - | - | 3PM | 1 | at Rutgers (1/28/21) |
| MIN | 37 | vs Florida (1/18/23) | MIN | 37 | vs Florida (1/18/23) |

GAME-BY-GAME STATISTICS

| | | Min | FG-A-Pct | 3FG-A-Pct | FT-A-Pct | O-D-Tot | PF | A | TO | Blk | Stl | Pts |
|-------|----------------------|-----|-----------|-----------|-----------|---------|----|---|----|-----|-----|-----|
| 11/7 | ULM | 17 | 3-6-.500 | 0-0-.000 | 0-0-.000 | 0-2-2 | 4 | 2 | 2 | 0 | 0 | 6 |
| 11/11 | ACU | 13 | 2-4-.500 | 0-1-.000 | 0-0-.000 | 0-1-1 | 0 | 0 | 1 | 1 | 0 | 4 |
| 11/17 | vs Murray State | 22 | 5-10-.500 | 0-0-.000 | 1-5-.200 | 5-1-6 | 4 | 1 | 0 | 0 | 1 | 11 |
| 11/18 | vs Colorado | 21 | 6-9-.667 | 0-1-.000 | 0-3-.000 | 2-3-5 | 4 | 0 | 0 | 0 | 1 | 12 |
| 11/20 | vs Loyola (Chicago) | 21 | 5-7-.714 | 0-0-.000 | 1-3-.333 | 2-3-5 | 3 | 0 | 1 | 0 | 0 | 11 |
| 11/25 | at DePaul | 16 | 1-2-.500 | 0-0-.000 | 1-2-.500 | 0-3-3 | 3 | 0 | 0 | 0 | 0 | 3 |
| 11/30 | SMU | 18 | 5-7-.714 | 0-0-.000 | 0-0-.000 | 1-3-4 | 2 | 0 | 2 | 1 | 2 | 10 |
| 12/3 | vs Boise State | 13 | 1-2-.500 | 0-1-.000 | 1-2-.500 | 2-3-5 | 2 | 1 | 0 | 0 | 0 | 3 |
| 12/11 | Oregon State | 21 | 4-6-.667 | 0-1-.000 | 3-5-.600 | 2-5-7 | 0 | 1 | 2 | 0 | 0 | 11 |
| 12/17 | at Memphis | 24 | 6-6-1.000 | 0-0-.000 | 4-6-.667 | 1-4-5 | 1 | 1 | 3 | 0 | 1 | 16 |
| 12/20 | Wofford | 19 | 1-3-.333 | 0-0-.000 | 2-2-1.000 | 0-3-3 | 2 | 0 | 1 | 0 | 1 | 4 |
| 12/27 | Northwestern State | 18 | 1-4-.250 | 0-0-.000 | 0-2-.000 | 0-3-3 | 1 | 0 | 0 | 0 | 1 | 2 |
| 12/30 | Prairie View A&M | 18 | 3-6-.500 | 0-0-.000 | 1-2-.500 | 1-4-5 | 1 | 0 | 2 | 0 | 0 | 7 |
| 1/4 | at Florida | 30 | 8-14-.571 | 0-1-.000 | 1-4-.250 | 3-3-6 | 3 | 1 | 1 | 0 | 1 | 17 |
| 1/7 | LSU | 30 | 7-12-.583 | 0-1-.000 | 3-5-.600 | 3-6-9 | 3 | 0 | 1 | 1 | 0 | 17 |
| 1/11 | Missouri | 23 | 3-6-.500 | 0-0-.000 | 5-6-.833 | 1-4-5 | 2 | 0 | 2 | 1 | 1 | 11 |
| 1/14 | at South Carolina | 17 | 4-8-.500 | 0-1-.000 | 6-7-.857 | 0-0-0 | 3 | 0 | 1 | 2 | 1 | 14 |
| 1/18 | Florida | 37 | 9-18-.500 | 0-0-.000 | 1-1-1.000 | 1-0-1 | 3 | 0 | 2 | 1 | 0 | 19 |
| 1/21 | at Kentucky | 27 | 4-7-.571 | 0-0-.000 | 4-4-1.000 | 0-1-1 | 5 | 1 | 1 | 0 | 0 | 12 |
| 1/25 | at Auburn | 23 | 4-7-.571 | 0-0-.000 | 1-2-.500 | 1-2-3 | 3 | 0 | 2 | 0 | 1 | 9 |
| 1/28 | Vanderbilt | 16 | 1-1-1.000 | 0-0-.000 | 4-6-.667 | 2-3-5 | 5 | 0 | 1 | 0 | 0 | 6 |
| 1/31 | at Arkansas | | | | | | | | | | | |
| 2/4 | Georgia | | | | | | | | | | | |
| 2/7 | Auburn | | | | | | | | | | | |
| 2/11 | at LSU | | | | | | | | | | | |
| 2/15 | Arkansas | | | | | | | | | | | |
| 2/18 | at Missouri | | | | | | | | | | | |
| 2/21 | Tennessee | | | | | | | | | | | |
| 2/25 | at Mississippi State | | | | | | | | | | | |
| 2/28 | at Ole Miss | | | | | | | | | | | |
| 3/4 | Alabama | | | | | | | | | | | |

CAREER STATISTICS - ALL GAMES

| | GP | GS | Min | Avg | FG-A | Pct | 3FG-A | Pct | FT-A | Pct | O-D-Tot | Avg | PF | FO | A | TO | Blk | Stl | Pts | Avg |
|---------|-----|----|------|------|---------|------|-------|------|---------|------|------------|-----|-----|----|----|----|-----|-----|-----|-----|
| 2019-20 | 27 | 0 | 150 | 5.6 | 18-32 | .563 | 0-1 | .000 | 11-18 | .611 | 12-29-41 | 1.5 | 20 | 0 | 3 | 7 | 2 | 1 | 47 | 1.7 |
| 2020-21 | 27 | 9 | 252 | 9.3 | 41-71 | .577 | 1-1 | 1.00 | 26-38 | .684 | 19-38-57 | 2.1 | 60 | 1 | 2 | 19 | 4 | 3 | 109 | 4.0 |
| 2022-23 | 36 | 4 | 520 | 14.4 | 90-152 | .592 | 0-1 | .000 | 49-64 | .766 | 30-90-120 | 3.3 | 85 | 3 | 9 | 41 | 19 | 12 | 229 | 6.4 |
| 2022-23 | 21 | 16 | 444 | 21.1 | 83-145 | .572 | 0-7 | .000 | 39-67 | .582 | 27-57-84 | 4.0 | 54 | 2 | 8 | 25 | 7 | 11 | 205 | 9.8 |
| TOTAL | 111 | 29 | 1368 | 12.3 | 232-400 | .580 | 1-10 | .100 | 125-187 | .668 | 89-214-303 | 2.7 | 219 | 6 | 22 | 92 | 32 | 27 | 590 | 5.3 |

*Spent the 2019-22 seasons at Michigan State

2022-23 SEASON NOTES

Has appeared in all 21 games with 16 starts ... Scored in double figures in each game at the Myrtle Beach Invitational (11/17-20) ... Swatted two steals and added in 10 points against SMU (11/30) ... Poured in 16 points at Memphis (12/17) ... Recorded 17 points and six rebounds at Florida (1/4) ... Tallied his second straight 17-point performance and collected a season-high nine rebounds against LSU (1/7) ... Logged 11 points and five rebounds against Missouri (1/11) ... Swatted a career-high two blocks and scored 14 points at South Carolina (1/14) ... Registered a career-high 19 points against Florida (1/18) ... Finished with 12 points at Kentucky (1/21).

2021-22 SEASON NOTES AT MICHIGAN STATE

Appeared in all 36 games making four starts ... Averaged 6.4 points and 3.4 rebounds ... Accumulated 19 blocks and 12 steals ... Scored a career-high 18 points on 7-of-7 shooting from floor ... Poured in 13 points and added seven rebounds against Kansas (11/9) ... Hauled in a career-high eight rebounds and scored eight points versus Illinois (2/19) ... Was 6-of-7 from the field and scored 14 points and grabbed eight rebounds at Penn State (2/15).

2020-21 SEASON NOTES AT MICHIGAN STATE

Appeared in 27 games, starting the final nine games of the season ... Finished the season averaging 4.0 points and 2.1 rebounds per game ... Shot 57.7 percent from the floor (41-of-71) ... Connected on 68.4 percent of his free throws (26-of-38) ... Averaged 9.3 minutes per game ... Had a career-high 12 points, connecting on all five of his shots from the floor and a pair of free throws, in a win at Duke (12/1) ... Scored a Big Ten career-high 10 points and had three rebounds at Purdue (2/16) ... Grabbed a career-high five rebounds three times, against Detroit Mercy (12/4), at Ohio State (1/31) and versus Penn State (2/9).

2019-20 SEASON NOTES AT MICHIGAN STATE

Appeared in 27 games ... Finished the season averaging 1.7 points and 1.5 rebounds in 5.6 minutes per game ... In Big Ten games, averaged 0.9 points and 1.4 rebounds in 5.1 minutes ... Played a career-high 11 minutes against Charleston Southern (11/18) ... Scored a career-high nine points twice, first against Charleston Southern (11/18) and matched that against Eastern Michigan (12/21) ... Grabbed a career-high four rebounds against Minnesota (1/9).





MANNY OBASEKI 35

SOPHOMORE • GUARD • 6-4 • 189

ALLEN, TEXAS • JOHN PAUL II

MAJOR: BUSINESS ADMINISTRATION

mannyobaseki aisoxxsa

SEASON HIGHS

CAREER HIGHS

| | | | | | |
|------------|----|------------------------------|------------|----|-------------------------------------|
| PTS | 14 | at Memphis (12/17/22) | PTS | 19 | vs Northwestern State (12/21/21) |
| RBS | 5 | vs Murray State (11/17/22) | RBS | 9 | vs Northwestern State (12/21/21) |
| AST | 3 | 4x, last vs PVAMU (12/30/22) | AST | 4 | vs Georgia (2/22/22) |
| STL | 2 | vs Oregon State (12/11/22) | STL | 2 | 4x, last vs Oregon State (12/11/22) |
| BLK | 1 | 2x, last vs PVAMU (12/30/22) | BLK | 2 | vs Auburn (3/11/22) |
| 3PM | 2 | at Memphis (12/17/22) | 3PM | 2 | 3x, last at Memphis (12/17/22) |
| MIN | 28 | vs Murray State (11/17/22) | MIN | 30 | vs Washington State (3/29/22) |

GAME-BY-GAME STATISTICS

| | | Min | FG-A-Pct | 3FG-A-Pct | FT-A-Pct | O-D-Tot | PF | A | TO | Blk | Stl | Pts |
|-------|----------------------|-----|----------|-----------|-----------|---------|----|---|----|-----|-----|-----|
| 11/7 | ULM | 14 | 4-6-.667 | 1-1-1.000 | 1-2-.500 | 0-3-3 | 2 | 1 | 1 | 0 | 1 | 10 |
| 11/11 | ACU | 12 | 1-3-.333 | 0-1-.000 | 2-2-1.000 | 0-0-0 | 3 | 1 | 3 | 0 | 0 | 4 |
| 11/17 | vs Murray State | 28 | 5-9-.556 | 1-2-.500 | 1-2-.500 | 1-4-5 | 3 | 1 | 2 | 0 | 0 | 12 |
| 11/18 | vs Colorado | 9 | 0-5-.000 | 0-0-.000 | 2-2-1.000 | 1-0-1 | 0 | 0 | 0 | 0 | 0 | 2 |
| 11/20 | vs Loyola (Chicago) | 14 | 0-3-.000 | 0-1-.000 | 0-0-.000 | 0-1-1 | 2 | 1 | 1 | 0 | 0 | 0 |
| 11/25 | at DePaul | 26 | 1-4-.250 | 0-0-.000 | 4-4-1.000 | 0-1-1 | 2 | 3 | 2 | 1 | 1 | 6 |
| 11/30 | SMU | 18 | 2-4-.500 | 0-0-.000 | 3-4-.750 | 0-1-1 | 5 | 3 | 2 | 0 | 1 | 7 |
| 12/3 | vs Boise State | 17 | 4-6-.667 | 0-0-.000 | 0-0-.000 | 0-2-2 | 4 | 0 | 2 | 0 | 0 | 8 |
| 12/11 | Oregon State | 24 | 5-8-.625 | 0-0-.000 | 1-2-.500 | 1-0-1 | 0 | 0 | 2 | 0 | 2 | 11 |
| 12/17 | at Memphis | 25 | 5-9-.556 | 2-4-.500 | 2-2-1.000 | 0-3-3 | 2 | 3 | 4 | 0 | 1 | 14 |
| 12/20 | Wofford | 10 | 2-6-.333 | 0-0-.000 | 1-2-.500 | 0-1-1 | 0 | 0 | 1 | 0 | 1 | 5 |
| 12/27 | Northwestern State | 3 | 0-0-.000 | 0-0-.000 | 0-0-.000 | 0-0-0 | 0 | 0 | 0 | 0 | 0 | 0 |
| 12/30 | Prairie View A&M | 22 | 3-6-.500 | 1-3-.333 | 6-6-1.000 | 0-2-2 | 4 | 3 | 6 | 1 | 0 | 13 |
| 1/4 | at Florida | 14 | 1-3-.333 | 0-0-.000 | 2-4-.500 | 0-3-3 | 0 | 2 | 0 | 0 | 0 | 4 |
| 1/7 | LSU | DNP | | | | | | | | | | |
| 1/11 | Missouri | DNP | | | | | | | | | | |
| 1/14 | at South Carolina | DNP | | | | | | | | | | |
| 1/18 | Florida | DNP | | | | | | | | | | |
| 1/21 | at Kentucky | DNP | | | | | | | | | | |
| 1/25 | at Auburn | DNP | | | | | | | | | | |
| 1/28 | Vanderbilt | DNP | | | | | | | | | | |
| 1/31 | at Arkansas | | | | | | | | | | | |
| 2/4 | Georgia | | | | | | | | | | | |
| 2/7 | Auburn | | | | | | | | | | | |
| 2/11 | at LSU | | | | | | | | | | | |
| 2/15 | Arkansas | | | | | | | | | | | |
| 2/18 | at Missouri | | | | | | | | | | | |
| 2/21 | Tennessee | | | | | | | | | | | |
| 2/25 | at Mississippi State | | | | | | | | | | | |
| 2/28 | at Ole Miss | | | | | | | | | | | |
| 3/4 | Alabama | | | | | | | | | | | |

CAREER STATISTICS - ALL GAMES

| | GP | GS | Min | Avg | FG-A | Pct | 3FG-A | Pct | FT-A | Pct | O-D-Tot | Avg | PF | FO | A | TO | Blk | Stl | Pts | Avg |
|---------|----|----|-----|------|--------|------|-------|------|-------|------|----------|-----|----|----|----|----|-----|-----|-----|-----|
| 2021-22 | 38 | 17 | 497 | 13.1 | 48-136 | .353 | 7-29 | .241 | 32-54 | .593 | 21-48-69 | 1.8 | 43 | 1 | 28 | 24 | 11 | 18 | 135 | 3.6 |
| 2022-23 | 14 | 0 | 237 | 16.9 | 33-72 | .458 | 5-12 | .417 | 25-32 | .781 | 3-21-24 | 1.7 | 27 | 1 | 18 | 26 | 2 | 7 | 96 | 6.9 |
| TOTAL | 52 | 17 | 732 | 14.1 | 81-208 | .389 | 12-41 | .293 | 57-86 | .663 | 24-69-93 | 1.8 | 70 | 2 | 46 | 50 | 13 | 25 | 231 | 4.4 |

2022-23 SEASON NOTES

Has played in 14 games ... Averages 6.9 points off the bench ... Collected a season-high five rebounds against Murray State (11/17) ... Scored a season-high 14 points at Memphis, while draining a career-high two 3-pointers (12/17) ... Recorded two steals against Oregon State (12/11).

2021-22 SEASON NOTES

Played in 38 games with 17 starts ... Averaged 3.6 points and 1.8 rebounds ... Registered season highs in points (19) and rebounds (9) in the win over Northwestern State (12/21) ... Tallied 19 points in the win over Georgia (2/22) ... Poured in 14 points against Washington State (3/29) in the NIT semifinal ... Added 11 points and seven rebounds against Oregon (3/19) in the second round of the NIT.



— RADIO-TV ROSTER —

TEXAS A&M BASKETBALL



**DEXTER
DENNIS**

G | 6-5 | 210 | GR.-TR
BAKER, LA.

0



**KHALEEN
ROBINSON**

G | 6-0 | 180 | JR.-TR
LITTLE ROCK, ARK.

1



**HAYDEN
HEFNER**

G | 6-6 | 185 | JR.-2L
NEDERLAND, TEXAS

2



**ERIK
PRATT**

G | 6-5 | 185 | JR.-TR
LAKE WORTH, FLA.

3



**WADE
TAYLOR IV**

G | 6-0 | 185 | SO.-1L
DALLAS, TEXAS

4



**JORDAN
WILLIAMS**

G | 6-3 | 215 | FR.-HS
HOUSTON, TEXAS

5



**ETHAN
HENDERSON**

F | 6-8 | 205 | 5TH YEAR-1L
LITTLE ROCK, ARK.

10



**ANDERSSON
GARCIA**

F | 6-7 | 210 | JR.-TR
MOCA, DOMINICAN REPUBLIC

11



**SOLOMON
WASHINGTON**

F | 6-7 | 225 | FR.-HS
NEW ORLEANS, LA.

13



**HENRY
COLEMAN III**

F | 6-8 | 245 | JR.-1L
RICHMOND, VA.

15



**ANDRE
GORDON**

G | 6-2 | 185 | SR.-3L
SIDNEY, OHIO

20



**DAVIN
WATKINS**

G | 6-1 | 193 | SO.-1L
NOLANSVILLE, TENN.

22



**TYRECE
RADFORD**

G | 6-2 | 195 | SR.-1L
BATON ROUGE, LA.

23



**JAELYN
LEE**

G | 6-6 | 195 | FR.-HS
PARIS, TEXAS

24



**JAVONTE
BROWN**

F | 7-0 | 255 | SO.-1L
TORONTO, ONTARIO

31



**ASHTON
SMITH**

F | 6-9 | 270 | FR.-RS
SPRING, TEXAS

32



**JULIUS
MARBLE**

F | 6-9 | 245 | JR.-TR
DALLAS, TEXAS

34



**MANNY
OBASEKI**

G | 6-4 | 189 | SO.-1L
ALLEN, TEXAS

35

PRONUNCIATION GUIDE

| | |
|------------------|----------------------|
| Manny Obaseki | oh-bass-uh-key |
| Khaleen Robinson | KAH-lin (but use KK) |
| Tyrece Radford | tie-reese |
| Davin Watkins | (rhymes with Gavin) |

