



RAZORBACKS®

2022-23 Women's Basketball Game Notes

Kylie Magar | Assistant Director, Communications
E: kmagar@uark.edu | ArkansasRazorbacks.com

2022-23 SCHEDULE

Date	Opponent	Time	TV/RESULT
Nov. 2	vs. UAFS (exhibition)	7 PM	W, 92-62
Nov. 7	at UAPB	6 PM	W, 70-50
Nov. 11	Central Arkansas	10:30 AM	W, 72-34
Nov. 14	Tulsa	7 PM	W, 79-70
Nov. 17	Kent State	7 PM	W, 80-59
Nov. 20	at Little Rock	1 PM	W, 93-49
Nov. 24	Northern Arizona\$	5:45 PM	W, 82-73
Nov. 25	Clemson\$	8 PM	W, 76-62
Nov. 26	No. 25 Kansas State\$	8 PM	W, 69-53
Dec. 1	Troy	7 PM	W, 87-70
Dec. 4	Oral Roberts	2 PM	W, 92-58
Dec. 8	Lamar	7 PM	W, 63-50
Dec. 11	Arkansas State	3 PM	W, 77-63
Dec. 17	at No. 16/16 Creighton	1 PM	W, 83-75
Dec. 20	No. 16/15 Oregon+	3 PM	L, 85-78
Dec. 21	USF+	3 PM	L (OT), 66-65
Dec. 29	No. 9/9 LSU*	6 PM	L, 69-45
Jan. 1	at Kentucky*	1 PM	W, 71-50
Jan. 5	Florida*	7 PM	W, 102-74
Jan. 8	at Missouri*	2 PM	W, 77-55
Jan. 16	Vanderbilt*	6 PM	W, 84-81
Jan. 19	at No. 3/4 LSU*	8 PM	L, 79-76
Jan. 22	at No. 1/1 South Carolina*	2 PM	L, 92-46
Jan. 26	Alabama*	6 PM	L, 69-66
Jan. 29	Ole Miss*	4 PM	L (OT), 76-73
Feb. 5	at Auburn*	2 PM	W, 54-51
Feb. 9	at Vanderbilt*	8 PM	L, 78-70
Feb. 12	Missouri*	2 PM	SECN+
Feb. 16	Tennessee*	6 PM	SECN
Feb. 19	at Georgia*	11 AM	SECN
Feb. 23	at Mississippi State*	8 PM	SECN
Feb. 26	Texas A&M*	11 AM	SECN

*-SEC Contest

\$-Paradise Jam (St. Thomas, U.S. Virgin Islands)

+ -San Diego Invitational (San Diego, Calif.)

27 ARKANSAS VS. MISSOURI | BUD WALTON ARENA | FEB. 12 | SECN+

Arkansas
Razorbacks



VS.



Missouri
Tigers

Record 18-8
Conference Record 5-6
AP Poll N/A
USA Today Coaches Poll N/A
Head Coach Mike Neighbors
HC Record at UofA (Yrs) 114-72 (6th season)
HC Career Record (Yrs) 212-113 (10th season)
Neighbors' Record vs. Missouri 9-4

Record 15-9
Conference Record 4-7
AP Poll N/A
USA Today Coaches Poll N/A
Head Coach Robin Pingeton
HC Record at Missouri (Yrs) 222-176 (13th season)
HC Career Record (Yrs) 557-333 (28th season)
Pingeton's Record vs. UofA 8-13

LAST STARTING 5



#43 MAKAYLA DANIELS

Sr. | G | 5-8 | Frederick, Md.

PPG	RPG	APG	MPG
13.7	4.0	2.7	31.9



#2 SAMARA SPENCER

So. | G | 5-7 | Fort Lauderdale, Fla.

PPG	RPG	APG	MPG
14.3	4.1	4.4	34.0



#0 SAYLOR POFFENBARGER

R-Fr. | F | 6-2 | Middletown, Md.

PPG	RPG	APG	MPG
9.0	6.8	2.3	32.3



#34 CHRISSY CARR

R-Sr. | G | 6-1 | Edern Prairie, Minn.

PPG	RPG	APG	MPG
10.9	3.6	0.6	27.8



#4 ERYNN BARNUM

R-Sr. | F | 6-2 | Little Rock, Ark.

PPG	RPG	APG	MPG
16.5	6.9	2.0	27.4

SNAPSHOT:

- Scored season-high 31 points at Vanderbilt
- Jumped up to No. 17 on all-time scoring list (1,328), surpassing three players in one game
- No. 6 in 3-point% (.341) & 8 in 3-PT (2.0) in SEC
- Preseason All-SEC Second Team choice

SNAPSHOT:

- Held to two points & had four assists at Vandy
- Has 114 assists, 16th most in a single season
- No. 5 in assists and No. 12 in scoring in SEC
- Tabbed the 2022 SEC Freshman of the Year

SNAPSHOT:

- Held to seven points at Vandy
- Five-time SEC Freshman of the Week
- No. 2 in single-season def. rebounds at Arkansas (154)
- No. 4 in def. RPG & No. 10 in rebounding in the SEC

SNAPSHOT:

- Coming off 18 points and five boards at Vandy
- Leads team with 56 triples
- Has started in 139 career games
- No. 6 in 3-pointers per game (2.2) and 7 in 3-point percentage (.333) in SEC

SNAPSHOT:

- Coming off 12 points & seven rebounds at Vandy
- Logged career-high 37 points vs. Ole Miss
- Katrina McClain Midseason Top 10 selection
- Second in FG% (.585), sixth in scoring and ninth in rebounds per game in the SEC
- 19th in FG% in NCAA

FOLLOW, WATCH & LISTEN



@RAZORBACKWBB

TV: SECN+

On the Call: Brett Dolan and Matt Zimmerman

Razorback Sports Network from Learfield (Radio)

Phil Elson - <http://143.223.155.160/audio>
Fayetteville - KQSM-FM-92.1 /// KYNG-AM - 1590*
Fort Smith - KFPW-AM-1230 /// KHGG-AM-1580



NEIGHBORHOOD WATCH

→ Arkansas is coming off a disappointing 78–70 loss at Vanderbilt, marking the team's fifth loss in the last six games. The Razorbacks are looking to turn things around in the final five games of SEC play

→ Arkansas will face Missouri for the second time this season, a team the Razorbacks beat by 22, 77–55, in early January and have eight straight wins against

→ The Razorbacks are 18–7 overall, with its win total matching last season's amount

→ A win would give the Razorbacks an opportunity to get back to .500 in SEC play

→ The team finished the non-conference slate at 13–2, with its win total leading the country for majority of the non-conference season. Arkansas played the maximum allotted games in the non-conference slate with 15

→ **Erynn Barnum** leads the team in scoring and rebounding with 16.5 points per game and 6.9 rebounds per game. Her .585 field goal percentage is the second best in the SEC

→ **Barnum** is one of 10 candidates for the Katrina McClain Award, given to the best power forward in the country

→ **Samara Spencer** is the second leading scorer with 14.3 points per game and leads the team in assists with 114 (4.4 assists per game)

→ **Makayla Daniels** leads the team in steals with 42 and averages 13.7 points per game

→ **Chrissy Carr** logs 10.8 points per game and leads the squad with 56 3-pointers

→ **Saylor Poffenbarger** leads the team with 29 blocks and averages 9.0 points and 6.8 boards per game

→ The team is second in least turnovers committed per game in the SEC with 14.0 per game

→ Arkansas gets to the line 24.42 times per game, which is second in the conference and third in the country. The Razorbacks' 16.08 makes from the free throw line per game is second in the SEC and ninth in the NCAA

→ Arkansas leads the SEC in 3-point attempts per game (26.1), which is 18th in the country, and is No. 2 in 3-pointers per game (8.0) in the league

→ The Razorbacks' 29.4 defensive rebounds per game is No. 3 in the SEC

→ Head coach **Mike Neighbors** earned his 200th win in late November at the Paradise Jam in the Virgin Islands versus Northern Arizona (W, 82–73) and surpassed 100 wins at Arkansas following the team's 80–59 win over Kent State

→ With **Neighbors** in charge, the Hogs are coming off back-to-back NCAA Tournament appearances (should be back-to-back-to-back had the COVID-19 pandemic have not cancelled the 2020 tournament) and four consecutive winning seasons. **Neighbors** also has the most wins of any collegiate coach with 10 years of experience

→ The Razorbacks were projected to finish fourth in the SEC Preseason Media Poll and tied for fifth in the SEC Preseason Coaches Poll. **Daniels** represents Arkansas on the Preseason Second Team (Coaches Poll)

HEADLINERS

→ Arkansas is looking to catch some momentum in the later part of the SEC slate, losing five of the last six games

→ The Razorbacks have an eight-game winning streak against Missouri, coming off a 77–55 win in Columbia in early January

→ A win would put the Razorbacks back to .500 in league play

→ **Erynn Barnum** is one of 10 candidates for the Katrina McClain Award, given to the best power forward in the country

→ **Makayla Daniels'** 31 points against Vanderbilt moved her up three spots on the all-time scoring list at Arkansas, moving ahead of **Amber Ramirez**, **India Lewis** and **Malica Monk**, to now sit at No. 17 with 1,328 points. She is also No. 6 in career starts (111), No. 9 in career 3-pointers (156) and No. 15 in career assists (279)

→ **Saylor Poffenbarger** is No. 2 in school history in individual season defensive rebounds with 154. She needs 190 to tie the record set by **Lauren Ervin**

SCOUTING MISSOURI ABOUT THE TIGERS

→ Missouri is 15–9 and 4–7 in SEC play, while coming off a bye on Thursday

→ **Hayley Frank** leads the way with 15.8 points per game and 17 blocks

→ **Sara-Rose Smith** pulls down a team's most 7.0 rebounds per game

→ **Mama Dembele** has a team's most 72 assists, while **Lauren Hansen** has 27 steals to lead the team

→ Missouri was projected to finish 12th in the SEC Media and Coaches polls

ABOUT THE HEAD COACH

→ **Robin Pingeton** is in 13th year at the helm, having led the Tigers to four NCAA Tournament berths and nine postseason appearances

→ As one of 34 active Division 1 head coaches with 500+ wins, **Pingeton** is just one of 16 at the helm of a Power Five program to do so

→ Before Missouri, **Pingeton** was the head coach at Illinois State and her alma mater St. Ambrose

SERIES HISTORY OF MISSOURI VS. ARKANSAS

→ Arkansas holds the 19–12 advantage over Missouri in the all-time series

→ The Razorbacks are on an eight-game winning streak over the Tigers

→ The first game of the series was in 1986 in Arkansas' first NCAA Tournament appearance, resulting in a 66–65 loss in Columbia

BENCHMARK PERFORMANCES

10+ POINTS	19-20	20-21	21-22	22-23	TOT
Makayla Daniels	12	19	19	19	69
Erynn Barnum	4	9	6	22	41
Samara Spencer	-	-	20	18	38
Chrissy Carr	-	-	-	15	15
Jersey Wolfenbarger	-	-	12	2	14
Saylor Poffenbarger	-	-	-	12	12
Maryam Dauda	-	-	-	4	4
Rylee Langerman	-	0	1	1	2
Emrie Ellis	-	-	1	0	1

20+ POINTS	19-20	20-21	21-22	22-23	TOT
Makayla Daniels	2	1	5	3	11
Samara Spencer	-	-	3	6	9
Erynn Barnum	0	0	0	8	8
Chrissy Carr	-	-	-	1	1
Saylor Poffenbarger	-	-	-	1	1

30+ POINTS	19-20	20-21	21-22	22-23	TOT
Makayla Daniels	0	0	2	1	3
Erynn Barnum	0	0	0	1	1
Samara Spencer	-	-	0	1	1

5+ 3-POINTERS	19-20	20-21	21-22	22-23	TOT
Samara Spencer	-	-	1	2	3
Makayla Daniels	1	0	1	0	2
Chrissy Carr	-	-	-	1	1
Rylee Langerman	-	0	1	0	1

50% FG (8 ATT.)	19-20	20-21	21-22	22-23	TOT
Erynn Barnum	3	6	3	16	28
Makayla Daniels	4	3	10	3	20
Samara Spencer	-	-	8	7	15
Jersey Wolfenbarger	-	-	6	1	7
Chrissy Carr	-	-	-	4	4
Saylor Poffenbarger	-	-	-	4	4
Rylee Langerman	-	0	1	0	1

10+ REBOUNDS	19-20	20-21	21-22	22-23	TOT
Saylor Poffenbarger	-	-	-	6	6
Erynn Barnum	1	1	1	2	5
Jersey Wolfenbarger	-	-	2	1	3
Makayla Daniels	0	0	1	0	1
Rylee Langerman	-	0	1	0	1

5+ ASSISTS	19-20	20-21	21-22	22-23	TOT
Samara Spencer	-	-	5	10	15
Makayla Daniels	3	2	6	3	14
Saylor Poffenbarger	-	-	-	4	4
Erynn Barnum	0	0	0	3	3

3+ BLOCKS	19-20	20-21	21-22	22-23	TOT
Erynn Barnum	3	1	0	2	6
Jersey Wolfenbarger	-	-	2	2	4
Emrie Ellis	-	-	2	0	2
Saylor Poffenbarger	-	-	-	2	2
Chrissy Carr	-	-	-	1	1
Maryam Dauda	-	-	-	1	1

5+ STEALS	19-20	20-21	21-22	22-23	TOT
Makayla Daniels	4	1	1	0	6
Erynn Barnum	0	0	2	1	3
Rylee Langerman	-	0	1	0	1
Samara Spencer	-	-	1	0	1

DOUBLE-DOUBLES	19-20	20-21	21-22	22-23	TOT
Saylor Poffenbarger	-	-	-	4	4
Erynn Barnum	1	1	0	2	4
Jersey Wolfenbarger	-	-	2	0	2
Makayla Daniels	0	0	1	-	1

Stat Comparison

UA	Mizzou
74.2	Scoring68.7
65.0	Opp. Scoring.....62.1
.410	FG %......441
.364	Def. FG%......398
.306	3-pt. %......354
8.0	3-pt./gm......7.6
.658	FT%......731
39.3	Reb./gm......34.5
13.3	Assists/gm......14.1
14.0	TO/gm......15.8
+3.0	TO Margin.....-.0.8
7.1	Steals/gm......7.1
4.4	Blocks/gm......2.8

2022-23 SOUTHEASTERN CONFERENCE STANDINGS

CONFERENCE STANDINGS														
	CONFERENCE				OVERALL					AP				COACHES
	W-L	Pct.	H	A	W-L	Pct.	H	A	N	Streak	vs T10	vs T25	vs T10	vs T25
LSU	11-0	1.000	6-0	5-0	23-0	1.000	13-0	6-0	4-0	W23	0-0	1-0	0-0	1-0
South Carolina	11-0	1.000	4-0	4-0	24-0	1.000	12-0	11-0	1-0	W24	2-0	4-0	2-0	5-0
Tennessee	9-2	.818	5-0	4-2	17-9	.654	12-5	4-4	1-2	L1	0-4	0-6	0-4	0-6
Ole Miss	8-3	.727	4-1	4-2	19-5	.792	12-1	6-3	1-1	W1	0-0	0-1	0-0	1-1
Alabama	7-4	.636	2-3	5-1	18-6	.750	9-3	8-2	1-1	W2	0-2	0-3	0-2	1-3
Mississippi State	6-5	.545	3-2	3-3	17-7	.708	11-2	3-4	3-1	W2	0-1	0-1	0-1	0-2
Arkansas	5-6	.455	2-3	3-3	18-8	.692	9-3	6-3	3-2	L1	0-3	2-2	0-3	1-2
Georgia	5-6	.455	3-2	2-4	16-9	.640	10-3	3-4	3-2	W1	0-3	0-3	0-2	0-3
Missouri	4-7	.364	2-4	2-3	15-9	.625	9-5	4-3	2-1	L1	0-2	0-3	0-3	0-3
Auburn	3-8	.273	2-4	1-4	13-10	.565	11-5	1-4	1-1	L2	0-4	0-4	0-4	0-4
Florida	3-8	.273	2-4	1-4	14-10	.583	9-4	3-5	2-1	L2	0-0	0-1	0-0	0-1
Kentucky	2-9	.182	1-5	1-4	10-13	.435	7-8	2-4	1-1	L2	0-3	0-5	0-3	0-6
Vanderbilt	2-9	.182	2-4	0-5	11-14	.440	8-6	3-6	0-2	W1	0-2	0-3	0-2	0-4
Texas A&M	1-10	.091	1-5	0-5	6-15	.286	6-7	0-8	0-0	L3	0-2	0-2	0-2	0-2

2022-23 SEC Preseason
Media Poll

1. South Carolina
2. Tennessee
3. LSU
4. **Arkansas**
5. Ole Miss
6. Florida
7. Kentucky
8. Mississippi State
9. Georgia
10. Alabama
11. Texas A&M
12. Missouri
13. Auburn
14. Vanderbilt

2022-23 SEC Preseason
Coaches' Poll

1. South Carolina
2. Tennessee
3. LSU
4. Alabama
5. **Arkansas**
6. Mississippi State
7. Florida
8. Ole Miss
9. Georgia
10. Kentucky
11. Texas A&M
12. Missouri
13. Auburn
14. Vanderbilt

→ Arkansas is 9-4 in Fayetteville and 13-8 as SEC opponents against Missouri
 → In last month's meeting, Arkansas defeated Missouri, 77-55. **Saylor Poffenbarger** logged a career-high 24 points, while holding the Tigers' leading scorer **Hayley Frank** to just five points. **Erynn Barnum** followed with a double-double with 21 points and 11 rebounds. **Chrissy Carr** added 16 points

LAST TIME OUT

- Arkansas' struggles of playing at Memorial Gymnasium continued, as the Razorbacks lost 78-70 to Vanderbilt
- **Makayla Daniels** logged a game-leading 31 points, which also marked a season high. She added three steals
- **Chrissy Carr** made big shots and followed with 18 points and five rebounds
- **Erynn Barnum** registered 12 points and seven boards
- Arkansas registered seven 3-pointers and shot 41.9 percent (26-of-62) from the field

AN ARKANSAS WIN MEANS...

- A much-needed win
- Nine straight wins over Missouri
- Surpassing last season's win total
- A sweep over Missouri
- Getting back to .500 in SEC play
- One win away from **Mike Neighbors'** third 20-win season at Arkansas

MIDSEASON TOP 10

- **Erynn Barnum** was named one of 10 chosen to the Katrina McClain Power Forward of the Year Midseason Top 10 list, becoming the first Razorback to be named to this award's watch list or midseason list
- The list will be narrowed down to five in late February and the finalists will be chosen in late March to be then presented to Katrina McClain and the selection committee
- Being one of 20 on the original preseason watch list, she became the first Arkansas player to make a preseason watch list for an award since the 2020-21 season

BARNUM BUCKETS

- **Erynn Barnum** is playing all-conference level type of basketball, while also capturing national eyes
- She has surpassed all season highs in every statistical category except one (blocks) with games remaining in the season
- Coming off 10th consecutive double-digit scoring game with 12 points and seven rebounds at Vanderbilt
- Tallied an incredible 37-point performance against Ole Miss, tying for the seventh most points scored in a game by a Razorback. She also surpassed 500 rebounds, becoming the 30th member of the 500-rebound club at Arkansas
- Never had a 20-point game prior to her fourth year with the Razorbacks, but now has eight this season
- In the last four games, **Barnum** has averaged 20.8 points and 7.8 rebounds per game
- Only player to have two perfect shooting days in the SEC this year, going 8-of-8 vs. Arkansas State and 5-of-5 at Little Rock
- Among active SEC players, sits No. 9 in career rebounds (519), No. 10 in blocks (90) and No. 13 in scoring (946)
- SEC statistical rankings: second in field goal percentage (.585) and free throw attempts (155), sixth in scoring (16.50), eighth in offensive rebounds (2.65), ninth in rebounding (6.88), 14th in blocks (1.04) and 15th in free throw percentage (.619)
- NCAA statistical rankings: 12th in free throw attempts, 19th in field goal percentage and 39th in total points (429)
- Getting close to 1,000 points with 946
- Longest tenured Razorback, with this being her fifth year (redshirted in 2018-19)
- Last season averaged 7.6 points and 4.8 rebounds per game. She started in 10 of 22 games, missing a large part of year due to injury

MAK ATTACK

- This team is four-year veteran **Makayla Daniels'** team
- Coming off the third 30-point game of her career with a season-high 31 points off 11-of-23 shooting at Vanderbilt
- The last four games have seen **Daniels** averaging 16.8 points, 4.8 rebounds and 2.8 steals per game
- Moved up three spots on the all-time scoring list on Thursday, surpassing then-No. 19 **Amber Ramirez** (1,298), No. 18 **India Lewis** (1,308) and No. 17 **Malica Monk** (1,320). With 1,328 career points, **Daniels** is the 17th highest scorer in program history and needs 19 more points to surpass **Lyndsay Harris** (1,347) and move up to No. 16

→ Also ranks No. 6 in career starts (111), No. 9 career 3-pointers (156) and No. 15 in career assists (279)

→ Has fourth most steals (178), fifth most points and seventh most assists among active SEC players

→ SEC statistical rankings: sixth in 3-point percentage (.341), seventh in minutes (31.95), eighth in 3-pointers per game (2.04) and steals (1.8), ninth in free throw percentage (.761) and 17th in scoring (13.65)

→ Won Paradise Jam Reef Tournament MVP, averaging 17.3 points, 5.7 rebounds, 2.7 assists and 2.0 steals per game

→ Was No. 1 on Sportscenter for her buzzer beater against Vanderbilt in game where she finished with 16 points

→ Earned a spot on the SEC Preseason Second Team, her first recognition by the league since she was SEC Freshman of the Week in 2019-20

→ Last season averaged 14.0 points and a team-leading 5.3 rebounds. **Daniels** also averaged 2.9 assists and 1.8 steals per game

KEEPING IT 100!

→ **Makayla Daniels** is one of 23 players in collegiate women's basketball to start in all games they have appeared in with a minimum 100 contests

→ Notable names on the list

- 147 - Ashley Joens (Iowa State)
- 145 - Cate Reese (Arizona)
- 132- Jasmine Smith (SMU/Rice)
- 131 - Lindsey Thall (Kent State)
- 128 - Ciaja Harbison (Vanderbilt/Saint Louis)
- 125 - Aliyah Boston (South Carolina)
- 124 - Zia Cooke (South Carolina)
- **111 - Makayla Daniels (Arkansas)**
- 111 - Lauren Park-Lane (Seton Hall)
- 110 - Amari Young (Old Dominion)
- 109 - Elizabeth Kitley (Virginia Tech)

SPEEDY SAM

→ **Samara Spencer** was named the 2022 SEC Freshman of the Year, and has continued to be big for the team in her sophomore campaign

→ Dominates the paint with her speed to the basket, can get to the free throw line and can shoot the 3-pointer with great accuracy

→ Held to just two points, but logged four boards and four assists against Vanderbilt

→ Has earned 18 double-digit scoring games, six 20+ point contests, as well as one 30-point game and a double-double

→ In the last seven games, has tallied 12.6 points, 3.6 rebounds and 3.7 assists per game

→ Against Oregon at the San Diego Invitational, earned a near triple-double with 20 points, a career-high 10 assists and seven rebounds

→ Logged a career-high 32 points against Oral Roberts, shooting 10-of-17 from the field with a career-high six 3-pointers

→ SEC statistical rankings: fourth in minutes (34.02), fifth in assists (4.38) and free throw attempts (128), seventh in field goal attempts (317), 10th in assist/turnover ratio (1.44), 12th in scoring (14.35) and 14th in 3-pointers per game (1.69)

→ NCAA statistical rankings: 37th in total assists (114) and 47th in free throw attempts

→ Already surpassed last season's assist total, as she leads the team with 114, which is the 16th most in a season in school history

→ **Spencer** averaged 12.2 points, 3.7 rebounds, 3.1 assists, 1.2 steals and 30.1 minutes per game last season, while leading team with 96 assists

WHAT'S HE SAYIN'?

Trying to figure out what Coach Neighbors is saying on the bench? Don't worry - he has a language all his own.

Coach Neighbors plays Positionless Basketball. Instead of having guards, forwards and centers, he has Rabbits, Rackers, Locks and Dragons.



Rabbits run the floor and look to score quickly with a layup.



Rackers bring the ball up the floor, and are trying to get to the rack.



Locks, generally good three-point shooters, are trying to win the race to the corners.



The Dragon is the last player down the court, dragging behind the others.

POFFEN OFF!

→ **Saylor Poffenbarger** is the textbook definition of a big guard. If you need her to play any position one through five, she can handle it

→ Held to seven points at Vanderbilt

→ Logged her fourth double-double of the season at Auburn, registering 10 points and 10 rebounds. Her four double-doubles ties the most by a Razorback since **Taylah Thomas**, who also had four, in 2019-20

→ Leads the league in SEC weekly awards with five. She has the third most weekly awards among active players in the league

→ Recorded a career-high 24 points with six rebounds at Missouri, while holding the Tigers' best scorer, **Hayley Frank**, to just five points

→ No. 2 in single-season defensive rebounds (154) at Arkansas. The record is 190 held by **Lauren Ervin** (2006-07)

→ SEC statistical rankings: fourth in defensive rebounds (5.92), sixth in minutes (32.29), 10th in rebounds (6.81) and 13th in blocks (1.12)

→ Joined the team midway through last year after transferring from UConn. She was the No. 30th-ranked recruit in the 2021 class

TRANSFER PORTAL JACKPOT

→ **Chrissy Carr** has started in all but two collegiate games she has appeared in during her fifth collegiate season with 139 starts

→ Reached double digits in scoring 15 times this season and has led the team in points in four different contests (including ties)

→ Shot the ball well vs. Vanderbilt, finishing with 18 points off 7-of-13 shooting and five rebounds

→ Named to the Paradise Jam All-Tournament Team, averaging 14.7 points and 5.0 rebounds per game

→ Delivered a season-high 22 points off 7-of-10 shooting and four 3-pointers at Little Rock

→ SEC statistical rankings: second in 3-point attempts (168), sixth in 3-pointers per game (2.15) and seventh in 3-point percentage (.333)

→ NCAA statistical rankings: 35th in 3-point

OUR RECORD WHEN ...

Overall	18-8
Home / Away / Neutral	9-3/6-3/3-2
SEC	5-6
Home / Away	2-3/3-3
White Uniforms	11-4
Cardinal Uniforms	6-2
Anthracite Uniforms	1-2

LEADS/QUARTERS/HALFTIME/OT

Leading after the 1st quarter	13-3
Leading after the 2nd quarter/Half	16-2
Leading after the 3rd quarter	17-3
Leading at the half, home	7-1
Leading at the half, road/neutral	9-1
Tied at the half, home	0-0
Tied at the half, road/neutral	1-0
Games decided by 5 points or fewer	2-4
Games decided by 10 points or fewer	5-5
Leading with 5:00 left	18-3
Leading with 2:00 left	18-2
Overtime games	0-2

OFFENSE

Scoring less than 70 points	3-4
Scoring 70-79 points	7-4
Scoring 80-89 points	5-0
Scoring 90-99 points	2-0
Scoring 100+ points	1-0
2 Players Or Less in Double Figures	0-2
3 Players in Double Figures	8-4
4 Players in Double Figures	6-1
5 Players in Double Figures	3-1
5+ Players in Double Figures	1-0
When shooting 50 percent or higher	1-0
When shooting less than 50 percent	17-8

REBOUNDING/TURNOVERS

When outrebounding opponent	14-0
When outrebounded	3-8
When rebounds are even	1-0
When grabbing 10+ offensive reb	13-3
When forcing 15+ turnovers	11-6
When committing less than 15 turnovers	12-6
When committing 15+ turnovers	6-2

Top Scorers (Includes Ties)

Barnum ...	@UAPB, UCA, TU, UO, USF, @UK, @LSU, Bama, Ole Miss, @AUB
Carr	@LR, K-ST, LU, UF
Daniels	LSU, Ole Miss, UF, @Vandy
Spencer ..	@UABP, Kent, NAU, Troy, ORU, A-St., CU, LSU, UF, Vandy, @SC
Poffenbarger	@UK, UF, @MIZ

Top Rebounders (Includes Ties)

Barnum	@UAPB, UCA, @LR, NAU, CLEM, Troy, @UK, UF, @MIZ, Vandy, @LSU, Bama, Ole Miss, @Vandy
Carr	NAU
Daniels	LSU, Ole Miss
Poffenbarger ...	TU, @LR, CLEM, ORU, LU, A-St., CU, UO, USF, UF, @AUB
Spencer	Kent, K-ST
Team	@SC
Wolfenbarger	LSU

Months

November	8-0
December	5-3
January	4-4
February	1-1

attempts and 60th in total 3-pointers (56). Among active NCAA DI players, she is 13th in 3-pointers made (282) and No. 62 in scoring (1,593)

→ An overall well-rounded player, **Carr** can shoot, attack the basket to get to her midrange, rebound, defend and lead as a veteran player

→ Averaged double digits, or near to it, all four years thus far with 9.8 PPG as a freshman and sophomore at Kansas State and a career-high 15.2 points and 4.9 rebounds per game as a junior. In her one year at Syracuse, averaged 11.7 points and 4.6 boards per game, while leading the team in 3-pointers (60) and shooting 36.3 percent from deep

TAKING ONE FOR THE TEAM

→ Being told to play in a position you have never played before is quite tough, especially as a freshman in college, but **Jersey Wolfenbarger** handled that task with ease

→ **Wolfenbarger** played down low in just about every start last season, setting her up to play against some of the best bigs in the country

→ Played seven minutes off the bench at Vanderbilt

→ Started in three games this season with one of those starts coming against Arkansas State, where she logged a season-high 15 points off 4-of-8 shooting with six boards

→ Averaged 9.3 points, 8.0 rebounds and 2.7 blocks per game during that three-game stretch she started (ORU, Lamar and A-State)

→ Last season, averaged 7.6 points, 4.3 rebounds and 0.9 blocks per game and named to the All-SEC Freshman Team

→ Double-doubled twice last season with 12 points/11 rebounds at Missouri and 12 points/10 boards at Texas A&M

→ High school accolades: McDonald's All-American, two-time Arkansas Gatorade Player of the Year, No. 7 overall recruit in the country and No. 1 wing player in ESPN HoopGurlz, Naismith HS Player of the Year and FIBA U19 World Cup medalist

THE GLUE

→ **Rylee Langerman** is a hustler and team player. She is willing to do the dirty work or anything her team needs to win

→ Often called "the glue girl" and a player everyone needs on a team to be successful

→ Hustle-type or game-changing type plays are called "Rylees"

→ Logged nearly 11 bench minutes and pulled down four rebounds at Vanderbilt

→ Leads the bench in minutes with 18.2 per game

→ Registered her second career double-digit scoring contest with 10 points, five boards and four steals against Tulsa

→ **Langerman** was named to the 2022 SEC Community Service Team. She is a role model in the NWA community and beyond, as well as a positive light to those also affected by Alopecia

→ Her stats don't always show up on the box score, but if there's a loose ball, a ball going out of bounds or a tie-up, you can bet she's involved

→ Averaged 3.2 points and 3.7 rebounds across 19.2 minutes per game last season

NICE, YET INTIMIDATING

→ **Maryam Dauda** is primed to be one of the top bigs in the SEC in the near future. The scariest thing about her is she can not only take care of business down low, but she can shoot 3-pointers and make them too

→ Performed well against top competition, delivering five points, three boards and two blocks at No. 1/1 South Carolina and matched a career-high 11 points, while also tallying four rebounds (three offensive), two assists and two blocks in 13 minutes at No. 3/4 LSU

→ Registered a 3-pointer in six games and at least one block in 10

→ Recovered from an ACL injury she suffered from in high school last season

→ Was a top player out of high school, as the No. 13 player in the country according to ESPN HoopGurlz. She was also a McDonald's All-American

SE OKLAHOMA'S BEST KEPT SECRET

→ **Emrie Ellis** was a key component to last year's freshman class, logging a handful of minutes off the bench

→ Played over 14 minutes and logged five rebounds and an assist at Vanderbilt

→ Registered five points off a perfect 1-of-1 shooting from 3-point and two free throws against Florida. Her first of two free throws elevated the Razorbacks to 100 points

→ Playing 7.2 minutes per game with 17 game appearances

→ **Ellis** saw a lot of time on the court as a rookie, appearing off the bench in 27 games to average 2.9 points, 2.1 rebounds, 0.8 blocks and 10.8 minutes per game

→ Her career-best game came when the team needed her the most against Auburn last season, tallying 11 points and five boards in the thrilling win

VETERAN PRESENCE

→ The team has three players who have been on the team for 4+ years

→ Those three student-athletes are **Erynn Barnum**, **Makayla Daniels** and **Avery Hughes**

→ **Hughes** is a former walk-on, she earned a scholarship ahead of last season. She became the first walk-on for **Coach Neighbors** and staff at Arkansas. She logged a

BY THE NUMBERS

1,328

Makayla Daniels moved up three spots to No. 17 on the all-time career scoring list at Arkansas with 1,328 points.

She needs 19 more to move up to No. 16

154

Saylor Poffenbarger has 154 defensive rebounds this season, which is No. 2 all-time in a single season. She needs

36 more to tie Lauren Ervin for the record at 190

37

Erynn Barnum logged 37 points against Ole Miss, which went down as a career-high and the seventh most points scored by a Razorback in a game in school history

18

The team has 18 wins, which matched last season's win total. With two more wins, Mike Neighbors will achieve his third 20-win season at Arkansas

GAME-BY-GAME STARTERS IN 2022-23 (ALPHABETICAL)

OPPONENT	1	2	3	4	5
UAPB	Barnum	Carr	Daniels	Poffenbarger	Spencer
Central Arkansas	Barnum	Carr	Daniels	Poffenbarger	Spencer
Tulsa	Barnum	Carr	Daniels	Poffenbarger	Spencer
Kent State	Barnum	Carr	Daniels	Poffenbarger	Spencer
Little Rock	Barnum	Carr	Daniels	Poffenbarger	Spencer
Northern Arizona	Barnum	Carr	Daniels	Poffenbarger	Spencer
Clemson	Barnum	Carr	Daniels	Poffenbarger	Spencer
Kansas State	Barnum	Carr	Daniels	Poffenbarger	Spencer
Troy	Barnum	Carr	Daniels	Poffenbarger	Spencer
Oral Roberts	Barnum	Carr	Poffenbarger	Spencer	Wolfenbarger
Lamar	Barnum	Carr	Poffenbarger	Spencer	Wolfenbarger
Arkansas State	Barnum	Carr	Poffenbarger	Spencer	Wolfenbarger
Creighton	Barnum	Carr	Daniels	Poffenbarger	Spencer
Oregon	Barnum	Carr	Daniels	Poffenbarger	Spencer
USF	Barnum	Carr	Daniels	Poffenbarger	Spencer
LSU	Barnum	Carr	Daniels	Poffenbarger	Spencer
Kentucky	Barnum	Carr	Daniels	Poffenbarger	Spencer
Florida	Barnum	Carr	Daniels	Poffenbarger	Spencer
Missouri	Barnum	Carr	Daniels	Poffenbarger	Spencer
Vanderbilt	Barnum	Carr	Daniels	Poffenbarger	Spencer
LSU	Barnum	Carr	Daniels	Poffenbarger	Spencer
South Carolina	Barnum	Carr	Daniels	Poffenbarger	Spencer
Alabama	Barnum	Carr	Daniels	Poffenbarger	Spencer
Ole Miss	Barnum	Carr	Daniels	Poffenbarger	Spencer
Auburn	Barnum	Carr	Daniels	Poffenbarger	Spencer
Vanderbilt	Barnum	Carr	Daniels	Poffenbarger	Spencer
Missouri					
Tennessee					
Georgia					
Mississippi State					
Texas A&M					

season-high four points against Troy and has appeared in nine games this year
 → She also appeared in 14 games last year and is known for being one of the hardest workers on the team

THE FRESHIES

→ The Razorbacks have two true freshmen on the roster
 → **Karley Johnson** was the lone member of the fall signing class and has appeared in seven games, logging her first collegiate point off a free throw shot at Little Rock
 → **Johnson** is McDonald's All-American nominee and four-time Oklahoman's Super 5 Honorable Mention choice
 → **Loren Lindsey** is a 5-11 local product by way of Fayetteville High School. She joins the team as a walk-on
 → **Lindsey** has appeared in six games

WE LOVE SASHA

→ **Sasha Goforth** has made the decision to sit out from playing basketball this season. She is redshirting during the 2022-23 season and is still on scholarship, engages in team activities and supports the players and coaches on the bench
 → During the fall semester, she earned a 4.0 GPA with 18 credit hours as a human development & family sciences major
 → Last season after transferring from Oregon State, Goforth was the only Hog to start in all 32 games. She logged 11.5 points, 4.8 rebounds and 2.1 blocks per game last season

SEC SAYLOR

→ **Saylor Poffenbarger** has won SEC Freshman of the Week five times this season, with her first two honors coming in back-to-back weeks and the most recent two also coming on consecutive weeks
 → Her five weekly honors is a league's most
 → The fifth award she won was against Vanderbilt with 13 points and five boards
 → She had her fourth weekly award after averaging 20.0 points and 7.0 rebounds in Arkansas' big wins vs. Florida and Missouri. She logged a career-high 24 points at Mizzou
 → The first time, she won the award following an impressive showing at the Paradise Jam, averaging 12.3 points, 6.7 rebounds, 3.0 assists and 1.0 steal per game, while being instrumental to the team's Paradise Jam Reef Tournament Championship
 → Her second honor came after averaging a near double-double of 11.5 points and 8.0 rebounds per game across the team's wins over Troy (87-70) and Oral Roberts (92-58)
 → The third award came after her third double-double of the season in Arkansas' huge road win at No. 16 Creighton, where she recorded 16 points and 11 rebounds

BACKCOURT MATES

→ **Samara Spencer** and **Makayla Daniels** can be looked at as one of the top point guard duos in the country
 → Together this year, the two are averaging a combined 28.0 PPG, 8.2 RPG and 7.2 APG
 → The two have combined for 37 double digit scoring games and nine 20+-point contests
 → Last season, they combined for 39 double digit scoring games and eight 20+ point contests

CLEAN GAME

→ The team has been limiting turnovers to 14.0 per game, which is second in the SEC
 → Arkansas has committed less than 15 turnovers in 19 games
 → Although Arkansas does not turn over the ball a ton, the team had a tough 20 turnovers against Alabama, 17 vs. Ole Miss and 19 at Auburn

GETTING TO THE LINE

→ Arkansas is third in the country in free throw attempts (24.42) and No. 9 in free throw makes per game (16.08)
 → The Razorbacks are No. 2 in makes and attempts in the SEC
 → Arkansas went to the line a season-high 39 times at Auburn, but the squad made just 23 of those free throws
 → Arkansas just missed one free throw at No. 3/4 LSU, to finish 10-for-11 for 90.9 percent

DRIP, DRIP, SPLASH

→ One thing about Arkansas women's basketball that hasn't changed is the team's ability to shoot from the outside
 → Arkansas is leading the SEC in 3-point attempts per game (26.1), which is 18th in the country
 → The team is also second in the SEC in 3-pointers per game (8.0), which is 39th in the NCAA
 → Arkansas' 208 total 3-pointers is the sixth most in school history
 → The Razorbacks have launched 10+ 3-pointers in eight games this year with a season-high 12 against Creighton, Oregon and Florida

ON THE BOARDS

→ Arkansas is No. 3 in defensive rebounds per game (29.0)
 → In the NCAA, Arkansas is 25th in defensive rebounds per game
 → Had its best rebounding performance against Oral Roberts with a season-high 57

DEFENSIVE IMPROVEMENTS

→ Arkansas has improved on defense from last season
 → The team holds opponents to a defensive field goal percentage of 36.4 (fifth in the SEC and 32nd in the NCAA)
 → Held Missouri to a season-low 55 points off 29 percent shooting from the field. The point total was also the lowest scored by the Tigers in Mizzou Arena since 2019
 → The Razorbacks held Lamar to just 17 second-half points off 17.2 percent shooting to hold the Cardinals to 50 points, which is tied with Kentucky's 50 for a season's best for the Razorbacks on defense
 → Held a hot-shooting Creighton team to 22.9 percent from 3-point (8-for-35) and 33.3 percent from the field (23-for-66)
 → Last season, Arkansas' defense held opponents to 66.5 points per game (11th in the SEC, 242nd in NCAA) and a 39.6 field goal percentage (seventh in SEC, 160th in NCAA)

TALLER BALLERS

→ Six of the 12 Razorback players are above 6 feet
 → Arkansas fans can see a lineup consist of

four players above 6-0 on the roster

ALL-AMERICAN TALIAH

→ **Taliah Scott** was announced as a McDonald's All-American on Tuesday. She becomes one of six Arkansas signees under the **Mike Neighbors** era at Arkansas to be named an All-American
 → She is No. 4 in the country in scoring with 36.9 points per game, according to MaxPreps
 → Named to the Jersey Mike's Naismith High School Girls Midseason Team, one of 25, as well as a McDonald's All-American Game nominee
 → She surpassed 2,000 points in her high school career, playing at Saint John's Country Day School

CLASS OF 2023 SIGNEES

→ The Razorbacks added two talented players on National Signing Day and three more papers came through on Wednesday, Nov. 16
 → This class was ranked No. 14 prior to Signing Day, according to ESPN
 → **Maryn Archer** is from Derby, Kansas and is ranked by Prep Girls as the 29th-ranked player in the nation. She is a sharpshooter and will add depth to the Razorbacks' backcourt. She has enrolled early and can be seen on the bench this season
 → **Jenna Lawrence** will stay in Northwest Arkansas with this 6-3 forward getting ready to eclipse 2,000 points in her high school career. She is a four-star recruit and currently ranked No. 61 in the 2023 HoopGurlz Recruiting Rankings. **Lawrence** was also named as a McDonald's All-American game nominee
 → **Taliah Scott** is listed as the No. 11 player in the country, according to the 2023 HoopGurlz Recruiting Rankings and is a consensus 5-star guard out of North Florida. She just surpassed 2,000 points in her high school career early this week (12/5)
 → **Carly Keats** is a junior college product from Jones College and averaged 14.2 points and 4.0 assists per game as a senior in high school
 → **Cristina Sanchez** is just the seventh ever international signee in Arkansas women's basketball history. She is a member of the Spanish National Team



2022 Paradise Jam Reef Champions

RECORDS TO WATCH

CAREER POINTS

1	Bettye Fiscus (81–85)	2,073
2	Shameka Christon (00–04)	1,951
3	Chelsea Dungee (19–21)	1,903
4	Jessica Jackson (14–17)	1,865
5	Delmonica DeHorney (87–91)	1,785
...		
15	Sytia Messer (95–99)	1,379
16	Lyndsey Harris (09–12)	1,347
17	Makayla Daniels	1,328
18	Malica Monk (16–19)	1,320
19	India Lewis (99–03)	1,308
20	Amber Ramirez (19–22)	1,298
...		
34	Erynn Barnum	946

CAREER ASSISTS

1	Amy Wright (98–02)	717
2	Cali Berna (12–15)	667
3	Amber Nicholas (88–92)	538
4	C'eira Ricketts (09–12)	516
5	Christy Smith (94–98)	507
...		
13	Juliet Jackson (86–90)	313
14	Jailyn Mason (16–21)	284
15	Makayla Daniels	279
16	India Lewis (99–03)	276
...		
20	Shea Henderson (90–94)	252
Outside looking in: Samara Spencer		210

CAREER STARTS

1	C'eira Ricketts (09–12)	128
2	Amy Wright (99–02)	125
3	Malica Monk (16–19)	122
4	Jessica Jackson (14–17)	113
	Shameka Christon (01–04)	113
6	Makayla Daniels	111
7	Bettye Fiscus (1982–85)	110
	Christy Smith (95–98)	110
9	Cali Berna (11–15)	109
10	Lyndsey Harris (09–12)	107

CAREER REBOUNDS

1	Shelly Wallace (85–89)	1,013
2	Bettye Fiscus (81–85)	785
3	Jessica Jackson (14–17)	750
4	Melissa Wolff (13–16)	729
5	Ashley Daniels (09–10)	715
...		
25	Kelly Johnson (92–96)	534
26	Monica Van Parys (78–82)	527
27	Erynn Barnum	519
28	Cali Berna (12–15)	512
29	Jhasmin Bowen (12–15)	503
30	Sarah Pfeifer (02–08)	502

CAREER 3-POINTERS

1	Wendi Willits (97–01)	316
2	Lyndsay Harris (09–12)	283
3	Kinberly Wilson (93–97)	267
	India Lewis (99–03)	267
5	Amber Ramirez (19–22)	261
6	Jessica Jackson (14–17)	198
7	Chelsea Dungee (19–21)	177
8	Alexis Tolefree (18–20)	168
9	Makayla Daniels	156
	Christy Smith (94–98)	156

SEASON DEFENSIVE REBOUNDS

1	Lauren Ervin (06–07)	190
2	Saylor Poffenbarger (21-22)	154
3	Melissa Wolff (14–15)	150
	Ashley Daniels (10–11)	150
5	Cali Berna (14–15)	147
6	Devin Cosper (17–18)	144
	Whitney Jones (08–09)	144
...		
20	Whitney Jones (07–08)	129
Outside looking in: Erynn Barnum		110

SEASON ASSISTS

1	Cali Berna (12–13)	208
2	Cali Berna (13–14)	205
	Amy Wright (01–02)	205
4	Brittney Vaughn (06–07)	176
5	Cali Berna (14–15)	166
6	Rochelle Vaughn (03–04)	156
7	Lakishia Harper (02–03)	150
...		
11	C'eira Ricketts (10–11)	127
12	C'eira Ricketts (08–09)	125
13	Malica Monk (17–18)	122
14	Brittney Vaughn (05–06)	119
15	Malica Monk (18–19)	117
16	Samara Spencer (22-23)	114
	Destiny Slocum (20–21)	106
18	A'tyanna Gaulden (19–20)	100
	Rochelle Vaughn (05–06)	100

SEASON FIELD GOAL PERCENTAGE

1	Delmonica DeHorney (90–91)	.632
2	Delmonica DeHorney (89–90)	.628
3	Shelly Wallace (88–89)	.627
4	Karen Jones (94–95)	.608
5	Kiara Williams (18–19)	.605
6	Delmonica DeHorney (87–88)	.601
7	Lonnaya Braagg (99–00)	.594
8	Erynn Barnum (20-21)	.586
9	Erynn Barnum (22-23)	.585
10	Shaka Massey (95–96)	.571

SEASON FREE THROW ATTEMPTS

1	Chelsea Dungee (18–19)	275
2	Chelsea Dungee (20–21)	224
3	Kelsey Brooks (14–15)	199
4	Chelsea Dungee (19–20)	189
5	Shameka Christon (03–04)	166
6	Kristin Peoples (2004–05)	163
7	Erynn Barnum (22-23)	155
8	Jhasmin Bowen (2014–15)	154
9	C'eira Ricketts (2010–11)	148
10	Malica Monk (2017–18)	146
...		
14	Chelsea Dungee (18–19)	130
15	Sarah Watkins (12–13)	129
16	Samara Spencer	128
	Jessica Jackson (16–17)	128
18	Dana Cherry (01–02)	127
19	Jessica Jackson (2014–15)	126
	Sarah Pfeifer (2004–05)	126

TEAM 3-POINT FG MADE

1	2019–20	314 (32 games)
2	2018–19	296 (37 games)
3	2020–21	267 (28 games)
4	2021–22	258 (32 games)
5	2017–18	237 (31 games)
6	2022-23	208 (26 games)
7	2005–06	202 (29 games)
	2000–01	202 (33 games)
9	2008–09	200 (32 games)
10	1998–99	198 (34 games)

TEAM 3-POINT FG ATTEMPTS

1	2018–19	922 (37 games)
2	2017–18	826 (31 games)
3	2021–22	809 (32 games)
4	2019–20	808 (32 games)
5	2022-23	679 (25 games)
6	2008–09	658 (28 games)
7	2020–21	636 (28 games)
8	2005–06	604 (29 games)
9	2000–01	593 (33 games)
10	2011–12	580 (33 games)



HOMEGROWN HOGS

ERYNN BARNUM
R-SR. | F | LITTLE ROCK, ARKANSAS

LOREN LINDSEY
FR. | G | FAYETTEVILLE, ARKANSAS

AVERY HUGHES
SR. | G | BENTONVILLE, ARKANSAS

JERSEY WOLFENBARGER
SO. | G/F | FORT SMITH, ARKANSAS

MARYAM DAUDA
R-FR. | F | BENTONVILLE, ARKANSAS

- The Hogs' roster is Arkansas heavy, and that starts from the top down, as Head Coach Mike Neighbors, a University of Arkansas Alum, was born and raised in Greenwood, Arkansas
- Erynn Barnum, now in her redshirt senior season, is the oldest of the Arkansas clan. Barnum was playing the best basketball of her career last season during the non-conference slate until an injury sidelined her for a large portion of the SEC slate. In her nine appearances during non-conference play, Barnum averaged 11.2 points and 5.9 rebounds per game
- Loren Lindsey is a true freshman out of Fayetteville High School. She has joined the team as a walk-on after a successful career with the Bulldogs
- Senior Avery Hughes of Bentonville was the first walk-on of the Neighbors era at Arkansas and was put on scholarship prior to last season. She played in 14 games off the bench
- Jersey Wolfenbarger is one of the highest recruited players in the program's history. The 6-5 wing ranked No. 7 in the 2021 Hoopgurlz rankings was the Arkansas Gatorade Player of the Year twice in a row. She was named to the SEC All-Freshman Team and started in 23 contests
- After having to sit out last season with an ACL injury, Maryam Dauda is destined for a great year. She was a McDonald's All-American and Jordan Brand Classic Invitee and was ranked as the top-ranked post player in the ESPN Hoopgurlz rankings
- Not pictured: Sasha Goforth (redshirting) started all 32 games, averaging 11.5 points, 4.8 rebounds and 2.1 blocks per game last year



OKLAHOMIES

RYLEE LANGERMAN
JR. | G | NORMAN, OKLAHOMA

KARLEY JOHNSON
FR. | G | MUSTANG, OKLAHOMA

EMRIE ELLIS
SO. | F | VANOSS, OKLAHOMA

- On the Arkansas women's basketball roster, 75 percent are either from Arkansas or its bordering state of Oklahoma
- Rylee Langerman out of Norman, Oklahoma is the eldest of the Oklahoma bunch, going into her junior year. She played in all 32 games with seven starts, averaging 3.2 points and 3.7 rebounds per game

- Emrie Ellis appeared in 27 games last season to tally 2.9 points and 2.1 boards per game along with 22 blocks. Ellis is from Vanoss, a small town in the southeastern part of the state
- Karley Johnson is a true freshman and product of Mustang, just southwest of Oklahoma City. She was a McDonald's All-American nominee
- Not pictured: Ashlyn Sage (redshirting), who played in 15 games as a freshman last season and comes to Arkansas from Weatherford, Oklahoma



MARYLAND MAGIC

MAKAYLA DANIELS
SR. | G | FREDERICK, MARYLAND

SAYLOR POFFENBARGER
R-FR. | G | MIDDLETOWN, MARYLAND

- Makayla Daniels was the first ever Maryland signee in Arkansas women's basketball history
- Now, the Razorbacks have two from Little America with the addition of Saylor Poffenbarger in winter 2022
- Daniels has started in all 88 collegiate games she has appeared in, coming off last year as the leading returner in scoring and rebounding
- Poffenbarger, a UConn transfer, brings along a great deal of versatility. She was the No. 30 player in the ESPN Hoopgurlz rankings

2022-23 ROSTER @RAZORBACKWBB

NUMERICAL

NO.	NAME	POS	HT	CL	HOMETOWN/PREVIOUS SCHOOL	TWITTER
0	Saylor Poffenbarger	G	6-2	R-Fr.	Middletown, Md./UConn	@saylorpoff
2	Samara Spencer	G	5-7	So.	Fort Lauderdale, Fla./St. Thomas Aquinas	@samaraaspen
4	Erynn Barnum	F	6-2	R-Sr.	Little Rock, Ark./Little Rock Central	@erynnbee_
11	Rylee Langerman	G	5-9	Jr.	Norman, Okla./Christian Heritage	@rylang2
13	Sasha Goforth*	G	6-1	Jr.	Fayetteville, Ark./Oregon State	@goforthsasha
15	Ashlyn Sage*	G	6-2	So.	Weatherford, Okla./Weatherford	@ashlynsage15
20	Karley Johnson	G	5-9	Fr.	Mustang, Okla./Mustang	@karleyjohnsonOK
21	Loren Lindsey	G	5-11	Fr.	Fayetteville, Ark./Fayetteville	@lorenbailey7766
22	Avery Hughes	G	5-7	Sr.	Bentonville, Ark./Bentonville	@averyhughes00
24	Jersey Wolfenbarger	G	6-5	So.	Fort Smith, Ark./Northside	@jerseywolf4
30	Maryam Dauda	F	6-4	R-Fr.	Bentonville, Ark./Bentonville	@maryamdada30
34	Chrissy Carr	G	6-1	R-Sr.	Eden Prairie, Minn./Syracuse	@chrissycarr4
43	Makayla Daniels	G	5-8	Sr.	Frederick, Md./Frederick	@makayladaniels5
55	Emrie Ellis	F	6-3	So.	Vanoss, Okla./Vanoss	@ellisemrie

* Redshirting 2022-23 season

COACHING STAFF

Title	Name	Year	Alma Mater
Head Coach	Mike Neighbors	6th Season	Arkansas, 1993
Associate Head Coach	Todd Schaefer	6th Season	Thomas More College, 1995
Assistant Coach	Pauline Love	6th Season	Southern Miss, 2010
Assistant Coach	Lacey Goldwire	4th Season	Oklahoma State, 2010
Director of Operations	Amber Shirey	35th Season	Arkansas, 1992
Special Assistant to the HC	Jeff Brazil	16th Season	Arkansas, 2010
Dir. of Student-Athlete Devel.	Jayci Stone	1st Season	Kansas State, 2008

ELIGIBILITY

Seniors (4)

Erynn Barnum
Chrissy Carr
Makayla Daniels
Avery Hughes

Juniors (1)

Rylee Langerman

Sophomores (4)

Emrie Ellis
Sasha Goforth (RS)
Samara Spencer
Jersey Wolfenbarger

Freshman (5)

Maryam Dauda (RS)
Karley Johnson
Loren Lindsey
Saylor Poffenbarger (RS)
Ashlyn Sage (RS)

BY STATE

ARKANSAS (6)

Erynn Barnum	Little Rock
Maryam Dauda	Bentonville
Sasha Goforth	Fayetteville
Avery Hughes	Bentonville
Loren Lindsey	Fayetteville
Jersey Wolfenbarger	Fort Smith

FLORIDA (1)

Samara Spencer	Fort Lauderdale
----------------	-----------------

MARYLAND (2)

Makayla Daniels	Frederick
Saylor Poffenbarger	Middletown

MINNESOTA (1)

Chrissy Carr	Manhattan (Kan.)
--------------	------------------

OKLAHOMA (4)

Emrie Ellis	Vanoss
Rylee Langerman	Norman
Karley Johnson	Mustang
Ashlyn Sage	Weatherford

ALPHABETICAL

NO.	NAME	POS	HT	CL	HOMETOWN/PREVIOUS SCHOOL
4	Erynn Barnum	F	6-2	R-Sr.	Little Rock, Ark./LR Central HS
34	Chrissy Carr	G	6-1	R-Sr.	Eden Prairie, Minn./Syracuse
43	Makayla Daniels	G	5-8	Sr.	Frederick, Md./Frederick HS
30	Maryam Dauda	F	6-4	R-Fr.	Bentonville, Ark./Bentonville HS
55	Emrie Ellis	F	6-3	So.	Vanoss, Okla./Vanoss HS
13	Sasha Goforth*	G	6-1	Jr.	Fayetteville, Ark./Oregon State
22	Avery Hughes	G	5-7	Sr.	Bentonville, Ark./Bentonville HS
20	Karley Johnson	G	5-9	Fr.	Mustang, Okla./Mustang
11	Rylee Langerman	G	5-9	Jr.	Norman, Okla./Christian Heritage HS
0	Saylor Poffenbarger	G	6-2	R-Fr.	Middletown, Md./Middletown HS/UConn
15	Ashlyn Sage*	G	6-2	So.	Weatherford, Okla./Weatherford
2	Samara Spencer	G	5-7	So.	Fort Lauderdale, Fla./St. Thomas Aquinas HS
24	Jersey Wolfenbarger	G	6-5	So.	Fort Smith, Ark./Northside HS

FA-NETIK

PRONUNCIATIONS

2	Suh-MARE-uh
30	DOW-duh
55	em-REE



OFFENSE

Scored 110+-----	110, vs. Providence (11-16-98)
Scored 100+ points at home -----	102, vs. Florida (1-5-23)
Scored 100+ points on the road -----	108, at Ole Miss (2-16-20) 108, Baylor (3-6-91)
Scored 90-99 points -----	92, vs. Oral Roberts (12-4-22)
Scored 90+ points at home -----	92, vs. Oral Roberts (12-4-22)
Scored 90+ points on the road -----	93, at Little Rock (11-20-22)
Scored 80-89 points -----	84, vs. Vanderbilt (1-16-23)
Scored 80-89 points at home -----	84, vs. Vanderbilt (1-16-23)
Scored 80-89 points on the road -----	83, at Creighton (12-17-22)
Was held to 50-59-----	54, at Auburn (2-5-23)
Was held to 49-40-----	46 at No. 1/1 South Carolina (1-22-23)
Was held to 39-20-----	34, at LSU, 2-7-19
Was held to 20 or less -----	N/A
Made 40+ field goals -----	40, vs. UCA (12-13-20)
Made 17+ three-point field goals -----	19, vs. Alabama (2-28-21)
Made 10+ three-point field goals -----	12, vs. Florida (1-5-23)
Did not make 3-pointer (since 1986)-----	0-10, at LSU, (2-7-19)
Made 30 free throws -----	30 (30-39), vs. No. 4 Baylor (12-6-20)
Made 25 free throws -----	25 (25-35), vs. Vanderbilt (1-16-23)
Shot 50-59 or better -----	50.0, vs. No. 12 LSU (1-27-22)
Shot 60 percent or better -----	.625 (30-48), vs. Little Rock (11-20-22)
Held to less than 30 percent -----	.269 (14-52), at Auburn (2-5-23)
Held to less than 20 percent -----	.182 (10-55), vs. No. 6 Tennessee (1-8-12; L, 38-69)
Had 20 or more assists in a game -----	22, at Kentucky (1-1-23)

DEFENSE

Allowed 100 points-----	104, at No. 4 South Carolina (1-18-21)
Allowed 80-99 points-----	92, at No. 1/1 South Carolina (1-22-23)
Held opponent to 40-49 points -----	49, at Little Rock (11-20-22)
Held opponent to 39-30 -----	34, vs. UCA (11-11-22)
Held an SEC opponent under 50 points in 3 cons. games -----	47, vs. Auburn (1-29-15; W, 52-47), Alabama (2-1-15; W, 53-42), #24/21 Georgia (2-9-15; W, 54-48)
Held opponent to 29 points or less -----	23, vs. Binghamton, 11-30-13
Held an opponent under 15 points in a half -----	14, vs. UCA (11-11-22)
Held an opponent to 2 points in a quarter -----	2, vs. UCA (12-13-20)
Held opponent under 15 field goals -----	12, vs. UCA (11-11-22)
Held opponent to less than 30 percent shooting -----	29.0 (18-62), at Missouri (1-8-23)
Held opponent to less than 20 percent shooting -----	19.7 (13-66), vs. Northwestern State (12-15-19)
Held opponent under 15 percent from 3-point -----	7.1 (1-14), at Auburn (2-5-23)
Opponent did not make a 3-pointer -----	0, vs. Tulsa (12-11-19)
Had 70+ rebounds -----	74, vs. Mississippi Valley State (11-24-89)
Had 60-69 rebounds -----	64, vs. Prairie View A&M (12-16-18)
Had 50-59 rebounds -----	57, vs. Oral Roberts (12-4-22)
Had 10 or more blocked shots in a game -----	11, vs. No. 1 South Carolina (3-4-22)
Had 20 or more steals in a game -----	20, vs. ORU (11-13-13)
Had 15 or more steals in a game -----	18, vs. UT Martin (12-29-19)
Forced 25+ turnovers in a game -----	28, vs. Northern Arizona (11-24-22)

OTHER

Won an overtime game -----	61-52, vs. Missouri (3-3-22)
Lost an overtime game -----	76-73, vs. Ole Miss (1-29-23)
Won a double overtime game -----	73-72, vs. Florida (1-29-12)
Lost a double overtime game -----	N/A
Won a triple overtime game -----	91-80 Win in 3OT, 2-10-13, at Alabama
Won at the buzzer -----	84-81, vs. Vanderbilt (Makayla Daniels, 1-16-23)
Played consecutive OT games -----	1-24-16 at Auburn (lost); 1-28-16 vs. Florida (lost)
Won regular season tournament -----	Paradise Jam (St. Thomas, U.S. Virgin Islands, Nov. 24-26, 2022)
Defeated ranked team -----	83-75, at No. 16 Creighton (12-17-22)
Defeated a ranked team on the road -----	83-75 at No. 16 Creighton (12-17-22)
All-time SEC win streak -----	8 games (1-15-12: Auburn through 2-15-12: at Auburn)
All-time SEC home win streak -----	5 games (1-15-12: Auburn -- 2-9-12: South Carolina)
-----	5 games (1-14-21: Florida -- 2-28-21: Alabama)

A RAZORBACK PLAYER ...

Scored 20-24 points -----	20, Erynn Banrum vs. Alabama (1-26-23)
Scored 25-29 points -----	26, Samara Spencer, at Creighton (12-17-22)
Scored 30+ points -----	31, Makayla Daniels at Vanderbilt (2-9-23)
Scored 40+ points -----	41, Chelsea Dungee vs. Auburn (2-10-19)
Scored 20+ points 10 times in a season -----	Chelsea Dungee (20x 2018-19) ----- Chelsea Dungee (11x 2019-20) ----- Chelsea Dungee (17x 2020-21)
Double figures in 15 consecutive games (season) -----	Jessica Jackson, 11/11/16, LSU 1-8-17 ----- Chelsea Dungee, 26 games, (2018-19 & 2019-20) ----- Chelsea Dungee, 31 games, (2019-20 & 2020-21) ----- Amber Ramirez, 16 games (2021-22)
Five players scored double figures in 1 game -----	vs. No. 3/4 LSU (1-19-23) ----- Barnum (20), Spencer (13), Carr (12), Daniels (11), Dauda (11)
Five starters in double figures -----	vs. Vanderbilt (1-16-23) ----- Spencer (23), Barnum (18), Daniels (16), Poffenbarger (13), Carr (11)
Seven players scored in double figures in 1 game -----	vs. Northwestern State (11-9-18) ----- (Tolefree 19, Gaulden 16, Monk 12, Dombia 11, Dungee 11, Thomas 11, Williams 10)
Made 10+ field goals in a game -----	11, Makayla Daniels, at Vanderbilt (2-9-23)
Attempted 20+ field goals in a game -----	23, Makayla Daniels, at Vanderbilt (2-9-23)
Made 10 free throws in a game -----	11, Amber Ramirez, vs. Missouri (1-9-22)
Made 7 or more 3-pt FG in a game -----	8, Amber Ramirez, Alabama (2-28-21)
Attempted 10 or more 3-pt FG in a game -----	11, Makayla Daniels, at Vanderbilt (2-9-23)
Had 10-14 rebounds -----	10, Saylor Poffenbarger, at Auburn (2-5-23)
Had 15-19 rebounds -----	21, Taylah Thomas, vs. New Orleans, 11-8-19
Had 20+ rebounds -----	21, Taylah Thomas, vs. New Orleans, 11-8-19
Had 10 offensive reb - Records go back to 05-06 -----	11, Melissa Wolff ----- vs. New Orleans (1-30-15)
Had 10+ defensive reb - Records go back to 05-06 -----	10, Saylor Poffenbarger, at Auburn (2-5-23)
Had 10+ assists -----	10, Samara Spencer, vs. No. 16/15 Oregon (12-20-22)
Had 10+ assists in consecutive games -----	Jailyn Mason (11 vs. HBU, 12-28-16 and 10 at Ole ----- Miss, 1-1-17), Calli Berna (11 vs. No. 10/8 Kentucky, 2/7/13 and 11 at Alabama, 2/10/13)
Had 5+ blocks in a game -----	5, Sasha Goforth, vs. Missouri (3-3-22)
Had 9+ blocks in a game -----	9, Robyn Irwin vs. SMSU, 12-19-88 (school record)
Had 5 or more steals in a game -----	5, Erynn Barnum, vs. Clemson (11-25-22)
Had a double-double -----	10 points and 10 rebounds, Saylor Poffenbarger, at Auburn (1-5-23)
Had a double-double in two consecutive games -----	Saylor Poffenbarger, vs. Oral Roberts, vs. Lamar (2022) ----- 14 & 13 vs. ORU/17 & 12 vs. Lamar
Had two players record a double-double -----	Kiara Williams (12 pts/16 reb) & ----- Malica Monk (10 pts/10 reb), vs. Grambling State (12-28-17)
Had seven double-doubles in a season -----	Devin Cosper, 2017-18 ----- (SHSU, ORU, NMSU, Char., Tulsa, OM, AL)
Had 10+ double-doubles in a season -----	2006-07, Lauren Ervin (14)
Had a triple-double -----	14 pts, 13 reb, 12 asts, C'eira Ricketts vs. Auburn (1-18-09)

MORE ABOUT MIKE

Hometown: Greenwood, Ark. (Greenwood HS)
 Family: Daughter Abby; Sons Alec, Bowen and Barrett
 Alma Mater: Arkansas, 1993

NEIGHBORS BY THE NUMBERS

- 194 Wins (194–105, 9 seasons)
- 5 Players drafted in the WNBA (HC)
- 14 Signed McDonalds' All-Americans
- 10 Years as a head coach
- 8 Postseason appearances
- 1 Final Four appearance



LEARN MORE

Sign up for Mike Neighbors' newsletter and listen to his podcasts at CoachNeighbors.com

NABES FAVES

TOP 10 MOVIES

1. A Few Good Men
2. The Hunt For Red October
3. The Silence Of The Lambs
4. Hoosiers
5. Moneyball
6. Pretty Woman
7. Top Gun
8. JFK
9. The Lion King
10. Purple Rain

See the entire list here: <http://imdb.to/2royaEO>

TOP 10 SONGS

1. Sweet Child O' Mine (Guns N' Roses)
2. You Shook Me All Night Long (AC/DC)
3. Man In The Mirror (Michael Jackson)
4. Amarillo By Morning (George Strait)
5. Jessie's Girl (Rick Springfield)
6. Hysteria (Def Leppard)
7. Fishin' In The Dark (Nitty Gritty Dirt Band)
8. The Ballad of Curtis Loew (Lynyrd Skynyrd)
9. Wanted Dead Or Alive (Bon Jovi)
10. Let's Go Crazy (Prince)

TOP 10 TV SHOWS

1. West Wing (first three seasons)
2. Ted Lasso
3. The Wire
4. Breaking Bad
5. Seinfeld
6. The Newsroom
7. Prison Break
8. Arrested Development
9. Game of Thrones
10. The Goldbergs



MIKE NEIGHBORS

THE MOST INTERESTING COACH IN COLLEGE BASKETBALL
 Sixth Season | Career Record: 212-113 (10) | Arkansas Record: 114-72 (6)

Arkansas women's basketball has been transformed into a nationally recognized program in just five short years thanks to head coach Mike Neighbors. During his time back home at his alma mater, Neighbors has guided his Hogs to the best five-year period of sustained success in program history. The proof of his success, and the success of his system, lies in the numbers - Neighbors has accumulated 194 wins during his nine seasons as a head coach, which is the most of any Division I head coach who has been a head coach for nine years.

Entering his sixth season on the bench for Arkansas, the program is coming off its fourth consecutive winning season and second straight NCAA Tournament appearance (would be three had the 2020 NCAA Tournament not have been cancelled due to the COVID-19 pandemic). The Hogs' NCAA Tournament appearance in 2022 marked the first time since 2003 the program had played in back-to-back NCAA Tournaments (2002 and 2003). Arkansas finished yet another season with one of the most prolific offenses in the Southeastern Conference, leading the league in 3-pointers per game (8.1) and 3-point attempts (810), while finishing second in scoring offense (73.6 PPG). Neighbors' 2021-22 team was efficient at taking care of the basketball, leading the league in assist/turnover ratio (1.12) and fewest turnovers per game (11.1), which was fourth in the country. The Hogs were just one of six teams in the nation to commit two turnovers in a game (vs. Missouri on Jan. 9, 2022), which led the country.

Under Neighbors' leadership, Samara Spencer became the first Hog to win SEC Freshman of the Year since 2009, while Amber Ramirez was named an All-SEC Second Team choice and Jersey Wolfenbarger was tabbed to the SEC All-Freshman Team. Ramirez, who played three stellar seasons on the court as a Hog, finished the season second in 3-pointers per game (2.6) and 3-point percentage (40.2), as well as ninth in points per game (15.4) in the SEC. The Hogs were also just one of four SEC schools with 4+ players who averaged double digits (Ramirez [15.4], Makayla Daniels [14.0], Spencer [12.2] and Sasha Goforth [11.5]).

TIMELINE

- Bentonville HS Head Coach 1994–98
- Cabot HS Head Coach 1998–99
- Arkansas Director of Ops 1999–01
- Tulsa Univ. Assistant Coach 2001–05
- Univ. of Colorado Assistant Coach 2005–06
- Univ. of Arkansas Assistant Coach 2006–07
- Xavier Assistant Coach 2007–11
- Univ. of Washington Assistant Coach 2011–13
- Univ. of Washington Head Coach 2013–17
- Univ. of Arkansas Head Coach 2017–present

COACHING DEVELOPMENT

Coach	w/Nabes	Now
Chantel Osahor	'20, '21	AC Oklahoma
Fred Castro	'14, '15, '16	HC Eastern Michigan
Adia Barnes	'14, '15	HC Arizona
Adam Call	'14	AC George Washington
Morgan Valley	'16	AC UConn
Todd Schaefer	'16–Pres.	AHC Arkansas

COACHING HISTORY

Year	Overall	Pac-12	Finish
2013–14	20–14 (.588)	10–8 (.556)	6
2014–15	23–10 (.697)	11–7 (.611)	5
2015–16	26–11 (.703)	11–7 (.611)	5
2016–17	29–6 (.829)	15–3 (.833)	T-2
UW	98–41 (.705)	47–25 (.662)	

Year	Overall	SEC	Finish
2017–18	13–18 (.419)	3–13 (.188)	T-11
2018–19	22–15 (.611)	6–10 (.375)	10
2019–20	24–8 (.750)	10–6 (.625)	T3
2020–21	19–9 (.679)	9–6 (.600)	T5
2021–22	18–14 (.563)	7–9 (.438)	T8
2022–23	18–8 (.692)	5–6 (.455)	–
Ark	114–72 (.613)	40–50 (.444)	

Totals 212–113 (.652) 87–75 (.537) 10 yrs

PLAYER DEVELOPMENT

YEAR	UNIVERSITY	PLAYER	ROUND	OVERALL	TEAM NOTE
2021	Arkansas	Chelsea Dungee	1	5	Dallas Wings ! @
2021	Arkansas	Destiny Slocum	2	14	Las Vegas Aces ! @
2021	Arizona	Aari McDonald	1	3	Atlanta Dream @
2017	Washington	Kelsey Plum	1	1	San Antonio Stars ! @ Las Vegas Aces Chicago Sky ! @
2016	Washington	Chantel Osahor	2	21	Los Angeles Sparks ! @
2011	Xavier	Talia Walton	3	29	Minnesota Lynx ! #
	Xavier	Amber Harris	1	4	Atlanta Dream ! #
	TAMU/UAFS	Ta'Shia Phillips	1	8	Seattle Storm #
	Colorado	Tanisha Smith	2	22	Phoenix Mercury *
2009	Arkansas	Brittany Spears	2	19	New York Liberty S
2008	Arkansas	Shameka Christon	1	5	Connecticut Sun ! #
2006	Tulsa	Lauren Ervin	3	37	Houston Comets Free Agent #
		Megan Moody	–	–	Traded to Detroit Shock
2003	Tulsa	Allison Curtin	1	12	Houston Comets ! #
	Arkansas	Dana Cherry	2	23	Charlotte Sting S

*– Signed but did not coach

!– At the school when player was drafted

@– Worked with player as a head coach

#– Worked with player as an assistant coach

\$– Worked with player as other (GA, etc)

NABES VS. ARKANSAS HISTORY

Category	NABES	All Others In Program History
Winning Record In SEC Play	2 Seasons	2 Seasons
SEC Tourney Finals	1	0
Top 5 Wins	2	2
Weeks Ranked in AP Top 25	38	63
Top 15 WNBA Draft Picks	2	1
McDonald's AAs Signed	6	1
WBCA AAs	1	1

THE MOST INTERESTING MAN IN COLLEGE BASKETBALL

→ **Movies:** His expansive movie collection includes digital, disk and VHS copies. Did you know he used to work at BlockBuster? On a related note, he also collects books that have been turned into movies.

→ Baseballs autographed by movie stars: Ask him about this collection – talk about some good stories.

→ Lunch Boxes: Coach collects tin lunch boxes that he carried to school and has them displayed in his home. His first lunch box had KISS on it.


→ Hamilton: Nabes is a huge Hamilton fan, and routinely quotes the Broadway musical to players, fans and media alike.

→ Athens City Champion: Coach stumbled upon a dart tournament while on a trip to Athens, Georgia. He joined in and was one of the two-man winning team.

→ Ask him about shoes, music, movies, guitars, basketball nostalgia – just about anything!



NEIGHBORS VERSUS ...	Furman	1	0	Northwestern State	2	0	Tennessee Martin	1	0		
Abilene Christian	2	0	Georgia	1	6	Notre Dame	0	1	Tennessee State	1	0
Alabama	5	2	Grambling State	2	0	Oklahoma	1	2	Tennessee Tech	1	0
Arizona State	2	6	Grand Canyon	1	0	Ole Miss	5	3	Texas A&M	3	8
Arizona	6	0	Hartford	1	0	Oral Roberts	5	0	Texas Tech	1	0
Arkansas State	2	0	Hawai'i	1	0	Oregon State	1	6	Troy	1	0
Auburn	7	1	Houston	2	0	Oregon	5	4	Tulsa	4	0
Baylor	1	0	Idaho	1	0	Pennsylvania	1	0	UAB	1	0
Belmont	2	0	Iowa State	0	1	Pittsburgh	1	1	UAPB	3	0
Boise State	1	0	Jackson State	2	0	Portland	3	1	UC Irvine	1	0
BYU	1	0	Kansas	0	1	Prairie View A&M	1	0	UC Riverside	2	0
California	5	4	Kansas State	2	0	Saint Mary's	0	1	UCLA	4	2
Central Arkansas	3	0	Kent State	1	0	Sam Houston	2	0	USC	6	0
Central Florida	0	1	Kentucky	3	5	Samford	1	0	USF	0	1
Charlotte	1	0	Lamar	1	0	San Diego State	2	0	Utah	7	4
Clemson	1	0	Little Rock	4	0	San Diego	1	0	UT-Arlington	2	0
Colorado State	1	0	Louisiana-Monroe	2	0	Santa Clara	1	0	UTEP	0	2
Colorado	9	0	LSU	3	4	Savannah State	1	0	Vanderbilt	4	3
Connecticut	1	1	McNeese State	1	0	Seattle	4	0	Wake Forest	1	0
Creighton	1	1	Maryland	1	1	SMU	2	0	Washington State	5	3
CSUN	1	0	Miami	0	1	South Carolina	1	9	Weber State	1	0
DePaul	0	1	Mississippi State	3	5	South Dakota	2	0	Wisconsin	3	0
Eastern Washington	1	0	Missouri	9	4	Stanford	3	5	Wright State	0	1
Florida State	1	0	Montana State	2	0	Stony Brook	1	0	Yale	1	0
Florida	4	3	Nebraska	1	1	Syracuse	0	2	TOTALS	212	113
FGCU	1	0	New Mexico State	1	0	Tarleton State	1	0			
Fordham	1	0	New Orleans	1	0	TCU	0	1			
Fresno State	2	0	Northern Arizona	1	0	Tennessee	2	4			





2022-23 Arkansas Women's Basketball Combined Team Statistics All games

Page 1/1
as of Feb 10, 2023

Game Records

Record	Overall	Home	Away	Neutral
ALL GAMES	18-8	9-3	6-3	3-2
CONFERENCE	5-6	2-3	3-3	0-0
NON-CONFERENCE	13-2	7-0	3-0	3-2

Score by Periods

Team	1st	2nd	3rd	4th	OT	TOT
Arkansas	446	474	511	487	12	1930
Opponents	397	348	436	494	16	1691

Team Box Score

No.	Player				Total		3-Point		F-Throw		Rebounds													
		GP-GS	MIN	AVG	FG-FGA	FG%	3FG-3FGA	3FG%	FT-FTA	FT%	OFF	DEF	TOT	AVG	PF	DQ	A	TO	BLK	STL	PTS	AVG		
4	BARNUM, Erynn	26-26	712:45	27.4	162-277	.585	9-28	.321	96-155	.619	69	110	179	6.9	63	0	51	55	27	37	429	16.5		
2	SPENCER, Samara	26-26	884:24	34.0	129-317	.407	44-136	.324	71-128	.555	3	104	107	4.1	53	1	114	79	7	29	373	14.3		
43	DANIELS, Makayla	23-23	734:47	31.9	89-248	.359	47-138	.341	89-117	.761	19	74	93	4.0	62	1	63	53	4	42	314	13.7		
34	CARR, Chrissy	26-26	722:41	27.8	92-243	.379	56-168	.333	43-52	.827	18	76	94	3.6	54	1	15	28	9	17	283	10.9		
0	POFFENBARGER, Saylor	26-26	839:26	32.3	80-229	.349	24-104	.231	51-73	.699	23	154	177	6.8	63	2	62	63	29	14	235	9.0		
30	DAUDA, Maryam	25-0	308:37	12.3	40-96	.417	6-22	.273	17-25	.680	33	37	70	2.8	48	0	16	35	19	8	103	4.1		
24	WOLFENBARGER, Jersey	24-3	392:18	16.3	32-93	.344	7-35	.200	21-31	.677	26	62	88	3.7	31	0	6	18	16	7	92	3.8		
11	LANGERMAN, Rylee	26-0	474:09	18.2	23-66	.348	13-41	.317	19-36	.528	31	59	90	3.5	53	0	15	18	2	28	78	3.0		
22	HUGHES, Avery	9-0	22:24	2.5	1-4	.250	0-0	.000	7-10	.700	0	0	0	0.0	3	0	1	3	0	0	9	1.0		
55	ELLIS, Emrie	17-0	123:09	7.2	4-18	.222	2-7	.286	3-6	.500	4	16	20	1.2	12	0	1	6	1	1	13	0.8		
20	JOHNSON, Karley	7-0	22:27	3.2	0-1	.000	0-0	.000	1-2	.500	1	1	2	0.3	1	0	1	0	0	2	1	0.1		
21	LINDSEY, Loren	6-0	12:51	2.1	0-0	.000	0-0	.000	0-0	.000	0	0	0	0.0	0	0	0	0	0	0	0	0.0		
Team											42	60	102					5						
Total		26	5250		652-1592	.410	208-679	.306	418-635	.658	269	753	1022	39.3	443	5	345	363	114	185	1930	74.2		
Opponents		26	5250		592-1628	.364	154-505	.305	353-514	.687	340	737	1077	41.4	569	18	269	441	85	172	1691	65.0		

Team Statistics

	ARK	OPP
Scoring	1930	1691
Points per game	74.2	65.0
Scoring margin	+9.2	-
Field goals-att	652-1592	592-1628
Field goal pct	.410	.364
3 point fg-att	208-679	154-505
3-point FG pct	.306	.305
3-pt FG made per game	8.0	5.9
Free throws-att	418-635	353-514
Free throw pct	.658	.687
F-Throws made per game	16.1	13.6
Rebounds	1022	1077
Rebounds per game	39.3	41.4
Rebounding margin	-2.1	-
Assists	345	269
Assists per game	13.3	10.3
Turnovers	363	441
Turnovers per game	14.0	17.0
Turnover margin	+3.0	-
Assist/turnover ratio	1.0	0.6
Steals	185	172
Steals per game	7.1	6.6
Blocks	114	85
Blocks per game	4.4	3.3
Winning streak	0	-
Home win streak	0	-
Attendance	47631	39795
Home games-Avg/Game	12-3969	9-4422
Neutral site-Avg/Game	-	5-1079

Team Results

Date	Opponent		Score	Att.
11/07/2022	at Ark.-Pine Bluff	W	70-50	3128
11/11/2022	Central Ark.	W	72-34	7410
11/14/2022	Tulsa	W	79-70	2511
11/17/2022	Kent St.	W	80-59	2265
11/20/2022	at Little Rock	W	93-49	2879
11/24/2022	vs Northern Ariz.	W	82-73	1024
11/25/2022	vs Clemson	W	76-62	1724
11/26/2022	vs Kansas St.	W	69-53	2024
12/01/2022	Troy	W	87-70	3019
12/04/2022	Oral Roberts	W	92-58	2947
12/08/2022	Lamar University	W	63-50	2268
12/11/2022	Arkansas St.	W	77-63	3826
12/17/2022	at Creighton	W	83-75	1050
12/20/2022	vs Oregon	L	78-85	321
12/21/2022	vs South Fla.	Lot	65-66	303
12/29/2022	LSU	L	45-69	5285
01/01/2023	at Kentucky	W	71-50	3284
01/05/2023	Florida	W	102-74	4524
01/08/2023	at Missouri	W	77-55	4260
01/16/2023	Vanderbilt	W	84-81	3693
01/19/2023	at LSU	L	76-79	7298
01/22/2023	at South Carolina	L	46-92	13349
01/26/2023	Alabama	L	66-69	3206
01/29/2023	Ole Miss	Lot	73-76	6677
02/05/2023	at Auburn	W	54-51	2569
02/09/2023	at Vanderbilt	L	70-78	1978



2022-23 Arkansas Women's Basketball Combined Team Statistics In Conference games

Page 1/1
as of Feb 10, 2023

Game Records

Record	Overall	Home	Away	Neutral
ALL GAMES	5-6	2-3	3-3	0-0
CONFERENCE	5-6	2-3	3-3	0-0
NON-CONFERENCE	0-0	0-0	0-0	0-0

Score by Periods

Team	1st	2nd	3rd	4th	OT	TOT
Arkansas	159	193	194	209	9	764
Opponents	166	169	205	222	12	774

Team Box Score

No. Player					Total		3-Point		F-Throw		Rebounds													
		GP-GS	MIN	AVG	FG-FGA	FG%	3FG-3FGA	3FG%	FT-FTA	FT%	OFF	DEF	TOT	AVG	PF	DQ	A	TO	BLK	STL	PTS	AVG		
4	BARNUM, Erynn	11-11	328:14	29.8	70-133	.526	5-17	.294	47-75	.627	32	48	80	7.3	31	0	27	28	11	15	192	17.5		
43	DANIELS, Makayla	11-11	371:13	33.7	40-122	.328	22-76	.289	45-58	.776	7	35	42	3.8	34	1	27	25	3	20	147	13.4		
2	SPENCER, Samara	11-11	390:17	35.5	48-123	.390	15-49	.306	18-25	.720	1	40	41	3.7	20	0	44	32	3	13	129	11.7		
34	CARR, Chrissy	11-11	313:34	28.5	38-97	.392	23-64	.359	11-16	.688	5	29	34	3.1	32	1	9	14	8	10	110	10.0		
0	POFFENBARGER, Saylor	11-11	353:53	32.2	37-96	.385	8-35	.229	25-33	.758	8	43	51	4.6	31	2	18	28	12	2	107	9.7		
30	DAUDA, Maryam	10-0	93:04	9.3	11-30	.367	2-11	.182	4-4	1.000	7	7	14	1.4	13	0	6	11	7	2	28	2.8		
24	WOLFENBARGER, Jersey	11-0	137:09	12.5	10-27	.370	0-7	.000	5-6	.833	7	22	29	2.6	14	0	3	10	6	2	25	2.3		
11	LANGERMAN, Rylee	11-0	181:59	16.5	5-21	.238	4-13	.308	5-9	.556	9	22	31	2.8	24	0	5	6	1	13	19	1.7		
55	ELLIS, Emrie	6-0	46:08	7.7	1-5	.200	1-3	.333	2-4	.500	3	6	9	1.5	4	0	1	1	1	0	5	0.8		
22	HUGHES, Avery	4-0	06:01	1.5	0-0	.000	0-0	.000	2-4	.500	0	0	0	0.0	0	0	0	1	0	0	2	0.5		
21	LINDSEY, Loren	1-0	01:38	1.6	0-0	.000	0-0	.000	0-0	.000	0	0	0	0.0	0	0	0	0	0	0	0	0.0		
20	JOHNSON, Karley	1-0	01:50	1.8	0-0	.000	0-0	.000	0-0	.000	0	0	0	0.0	1	0	0	0	0	0	0	0.0		
Team											16	22	38					2						
Total		11	2225		260-654	.398	80-275	.291	164-234	.701	95	274	369	33.5	204	4	140	158	52	77	764	69.5		
Opponents		11	2225		266-696	.382	57-177	.322	185-258	.717	178	311	489	44.5	230	7	120	183	43	87	774	70.4		

Team Statistics

	ARK	OPP
Scoring	764	774
Points per game	69.5	70.4
Scoring margin	-0.9	-
Field goals-att	260-654	266-696
Field goal pct	.398	.382
3 point fg-att	80-275	57-177
3-point FG pct	.291	.322
3-pt FG made per game	7.3	5.2
Free throws-att	164-234	185-258
Free throw pct	.701	.717
F-Throws made per game	14.9	16.8
Rebounds	369	489
Rebounds per game	33.5	44.5
Rebounding margin	-10.9	-
Assists	140	120
Assists per game	12.7	10.9
Turnovers	158	183
Turnovers per game	14.4	16.6
Turnover margin	+2.3	-
Assist/turnover ratio	0.9	0.7
Steals	77	87
Steals per game	7.0	7.9
Blocks	52	43
Blocks per game	4.7	3.9
Winning streak	0	-
Home win streak	0	-
Attendance	23385	32738
Home games-Avg/Game	5-4677	6-5456
Neutral site-Avg/Game	-	0-0

Team Results

Date	Opponent		Score	Att.
12/29/2022	LSU	L	45-69	5285
01/01/2023	at Kentucky	W	71-50	3284
01/05/2023	Florida	W	102-74	4524
01/08/2023	at Missouri	W	77-55	4260
01/16/2023	Vanderbilt	W	84-81	3693
01/19/2023	at LSU	L	76-79	7298
01/22/2023	at South Carolina	L	46-92	13349
01/26/2023	Alabama	L	66-69	3206
01/29/2023	Ole Miss	Lot	73-76	6677
02/05/2023	at Auburn	W	54-51	2569
02/09/2023	at Vanderbilt	L	70-78	1978



2022-23 Arkansas Women's Basketball
Team High/Low Analysis
All games

Page 1/4
as of Feb 10, 2023

Arkansas - Game Highs

POINTS	102	Florida (01/05/2023)
	93	at Little Rock (11/20/2022)
	92	Oral Roberts (12/04/2022)
	87	Troy (12/01/2022)
	84	Vanderbilt (01/16/2023)
FIELD GOALS MADE	33	Oral Roberts (12/04/2022)
	32	Florida (01/05/2023)
FIELD GOAL ATTEMPTS	77	vs Oregon (N) (12/20/2022)
	74	Oral Roberts (12/04/2022)
FIELD GOAL PERCENTAGE	.625 (30-48)	at Little Rock (11/20/2022)
	.492 (32-65)	Florida (01/05/2023)
3 PT FG MADE	12	Florida (01/05/2023)
	12	vs Oregon (N) (12/20/2022)
	12	at Creighton (12/17/2022)
3 PT FG ATTEMPTS	39	Tulsa (11/14/2022)
	37	Troy (12/01/2022)
3 PT FG PERCENTAGE	.526 (10-19)	at Little Rock (11/20/2022)
	.462 (12-26)	at Creighton (12/17/2022)
FREE THROWS MADE	26	Florida (01/05/2023)
	25	Vanderbilt (01/16/2023)
FREE THROW ATTEMPTS	46	at Ark.-Pine Bluff (11/07/2022)
	39	at Auburn (02/05/2023)
FREE THROW PERCENTAGE	.909 (10-11)	at LSU (01/19/2023)
	.818 (9-11)	at Kentucky (01/01/2023)
REBOUNDS	57	Oral Roberts (12/04/2022)
	56	at Ark.-Pine Bluff (11/07/2022)
ASSISTS	23	Florida (01/05/2023)
	22	at Kentucky (01/01/2023)
STEALS	12	at Ark.-Pine Bluff (11/07/2022)
	11	Ole Miss (01/29/2023)
BLOCKED SHOTS	9	at South Carolina (01/22/2023)
	9	Lamar University (12/08/2022)
	9	Oral Roberts (12/04/2022)
TURNOVERS	23	vs Clemson (N) (11/25/2022)
	22	at Little Rock (11/20/2022)
FOULS	27	at Auburn (02/05/2023)
	22	at Vanderbilt (02/09/2023)
	22	Florida (01/05/2023)
	22	at Little Rock (11/20/2022)



2022-23 Arkansas Women's Basketball Team High/Low Analysis All games

Page 3/4
as of Feb 10, 2023

Arkansas - Game Lows

POINTS	45		LSU (12/29/2022)
	46		at South Carolina (01/22/2023)
	54		at Auburn (02/05/2023)
	63		Lamar University (12/08/2022)
	65		vs South Fla. (N) (12/21/2022)
FIELD GOALS MADE	14		at Auburn (02/05/2023)
	17		at South Carolina (01/22/2023)
	17		LSU (12/29/2022)
FIELD GOAL ATTEMPTS	48		Lamar University (12/08/2022)
	48		vs Clemson (N) (11/25/2022)
	48		at Little Rock (11/20/2022)
FIELD GOAL PERCENTAGE	.269	(14-52)	at Auburn (02/05/2023)
	.279	(17-61)	at South Carolina (01/22/2023)
	.279	(17-61)	LSU (12/29/2022)
3 PT FG MADE	3		at Auburn (02/05/2023)
	5		at South Carolina (01/22/2023)
	5		vs Northern Ariz. (N) (11/24/2022)
	5		at Ark.-Pine Bluff (11/07/2022)
3 PT FG ATTEMPTS	18		Ole Miss (01/29/2023)
	19		at Little Rock (11/20/2022)
3 PT FG PERCENTAGE	.130	(3-23)	at Auburn (02/05/2023)
	.167	(5-30)	at South Carolina (01/22/2023)
FREE THROWS MADE	5		LSU (12/29/2022)
	7		at South Carolina (01/22/2023)
FREE THROW ATTEMPTS	9		at South Carolina (01/22/2023)
	11		at LSU (01/19/2023)
	11		at Kentucky (01/01/2023)
FREE THROW PERCENTAGE	.417	(5-12)	LSU (12/29/2022)
	.452	(14-31)	Lamar University (12/08/2022)
REBOUNDS	17		at South Carolina (01/22/2023)
	26		at LSU (01/19/2023)
ASSISTS	6		at South Carolina (01/22/2023)
	7		at Auburn (02/05/2023)
	7		LSU (12/29/2022)
STEALS	3		at Little Rock (11/20/2022)
	4		at South Carolina (01/22/2023)
	4		Florida (01/05/2023)
	4		at Kentucky (01/01/2023)
	4		vs Oregon (N) (12/20/2022)
BLOCKED SHOTS	1		at Auburn (02/05/2023)
	1		vs Clemson (N) (11/25/2022)
TURNOVERS	8		Oral Roberts (12/04/2022)
	9		at South Carolina (01/22/2023)
	9		vs Oregon (N) (12/20/2022)
	9		Tulsa (11/14/2022)
FOULS	11		Arkansas St. (12/11/2022)
	12		at Missouri (01/08/2023)
	12		Kent St. (11/17/2022)



**2022-23 Arkansas Women's Basketball
Category Leaders
All games**

Page 1/3
as of Feb 10, 2023

Points

##	Player	G	Pts	Pts/G
4	Barnum, Erynn	26	429	16.5
2	Spencer, Samara	26	373	14.3
43	Daniels, Makayla	23	314	13.7
34	Carr, Chrissy	26	283	10.9
0	Poffenbarger, Saylor	26	235	9.0
30	Dauda, Maryam	25	103	4.1
24	Wolfenbarger, Jersey	24	92	3.8
11	Langerman, Rylee	26	78	3.0
55	Ellis, Emrie	17	13	0.8
22	Hughes, Avery	9	9	1.0
20	Johnson, Karley	7	1	0.1

Scoring Average

##	Player	G	Pts	Pts/G
4	Barnum, Erynn	26	429	16.5
2	Spencer, Samara	26	373	14.3
43	Daniels, Makayla	23	314	13.7
34	Carr, Chrissy	26	283	10.9
0	Poffenbarger, Saylor	26	235	9.0
30	Dauda, Maryam	25	103	4.1
24	Wolfenbarger, Jersey	24	92	3.8
11	Langerman, Rylee	26	78	3.0
22	Hughes, Avery	9	9	1.0
55	Ellis, Emrie	17	13	0.8
20	Johnson, Karley	7	1	0.1

Field Goal Percentage

##	Player	FG	Att	Pct
4	Barnum, Erynn	162	277	.585
30	Dauda, Maryam	40	96	.417
2	Spencer, Samara	129	317	.407
34	Carr, Chrissy	92	243	.379
43	Daniels, Makayla	89	248	.359
0	Poffenbarger, Saylor	80	229	.349
11	Langerman, Rylee	23	66	.348
24	Wolfenbarger, Jersey	32	93	.344
22	Hughes, Avery	1	4	.250
55	Ellis, Emrie	4	18	.222

Field Goal Attempts

##	Player	G	Att	Att/G
2	Spencer, Samara	26	317	12.2
4	Barnum, Erynn	26	277	10.7
43	Daniels, Makayla	23	248	10.8
34	Carr, Chrissy	26	243	9.3
0	Poffenbarger, Saylor	26	229	8.8

Field Goals Made

##	Player	G	Made	Made/G
4	Barnum, Erynn	26	162	6.2
2	Spencer, Samara	26	129	5.0
34	Carr, Chrissy	26	92	3.5
43	Daniels, Makayla	23	89	3.9
0	Poffenbarger, Saylor	26	80	3.1

3-Point FG Percentage

##	Player	3FG	Att	Pct
43	Daniels, Makayla	47	138	.341
34	Carr, Chrissy	56	168	.333
2	Spencer, Samara	44	136	.324
4	Barnum, Erynn	9	28	.321
11	Langerman, Rylee	13	41	.317
55	Ellis, Emrie	2	7	.286
30	Dauda, Maryam	6	22	.273
0	Poffenbarger, Saylor	24	104	.231
24	Wolfenbarger, Jersey	7	35	.200

3-Point FG Attempts

##	Player	G	Att	Att/G
34	Carr, Chrissy	26	168	6.5
43	Daniels, Makayla	23	138	6.0
2	Spencer, Samara	26	136	5.2
0	Poffenbarger, Saylor	26	104	4.0
11	Langerman, Rylee	26	41	1.6

3-Point FG Made

##	Player	G	Made	Made/G
34	Carr, Chrissy	26	56	2.2
43	Daniels, Makayla	23	47	2.0
2	Spencer, Samara	26	44	1.7
0	Poffenbarger, Saylor	26	24	0.9
11	Langerman, Rylee	26	13	0.5

Free Throw Percentage

##	Player	Made	Att	Pct
34	Carr, Chrissy	43	52	.827
43	Daniels, Makayla	89	117	.761
22	Hughes, Avery	7	10	.700
0	Poffenbarger, Saylor	51	73	.699
30	Dauda, Maryam	17	25	.680
24	Wolfenbarger, Jersey	21	31	.677
4	Barnum, Erynn	96	155	.619
2	Spencer, Samara	71	128	.555
11	Langerman, Rylee	19	36	.528
55	Ellis, Emrie	3	6	.500
20	Johnson, Karley	1	2	.500

Rebounds

##	Player	G	Reb	Reb/G
4	Barnum, Erynn	26	179	6.9
0	Poffenbarger, Saylor	26	177	6.8
2	Spencer, Samara	26	107	4.1
34	Carr, Chrissy	26	94	3.6
43	Daniels, Makayla	23	93	4.0

Rebounds Average

##	Player	G	Reb	Reb/G
4	Barnum, Erynn	26	179	6.9
0	Poffenbarger, Saylor	26	177	6.8
2	Spencer, Samara	26	107	4.1
43	Daniels, Makayla	23	93	4.0
24	Wolfenbarger, Jersey	24	88	3.7

Offensive Rebounds

##	Player	G	OReb	OReb/G
4	Barnum, Erynn	26	69	2.7
30	Dauda, Maryam	25	33	1.3
11	Langerman, Rylee	26	31	1.2
24	Wolfenbarger, Jersey	24	26	1.1
0	Poffenbarger, Saylor	26	23	0.9

Defensive Rebounds

##	Player	G	DReb	DReb/G
0	Poffenbarger, Saylor	26	154	5.9
4	Barnum, Erynn	26	110	4.2
2	Spencer, Samara	26	104	4.0
34	Carr, Chrissy	26	76	2.9
43	Daniels, Makayla	23	74	3.2

Fouls

##	Player	G	PF	PF/G
4	Barnum, Erynn	26	63	2.4
0	Poffenbarger, Saylor	26	63	2.4
43	Daniels, Makayla	23	62	2.7
34	Carr, Chrissy	26	54	2.1
2	Spencer, Samara	26	53	2.0

Foul Outs

##	Player	G	FO
0	Poffenbarger, Saylor	26	2
2	Spencer, Samara	26	1
43	Daniels, Makayla	23	1
34	Carr, Chrissy	26	1

Free Throw Attempts

##	Player	G	Att	Att/G
4	Barnum, Erynn	26	155	6.0
2	Spencer, Samara	26	128	4.9
43	Daniels, Makayla	23	117	5.1
0	Poffenbarger, Saylor	26	73	2.8
34	Carr, Chrissy	26	52	2.0

Free Throws Made

##	Player	G	Made	Made/G
4	Barnum, Erynn	26	96	3.7
43	Daniels, Makayla	23	89	3.9
2	Spencer, Samara	26	71	2.7
0	Poffenbarger, Saylor	26	51	2.0
34	Carr, Chrissy	26	43	1.7

Assists

##	Player	G	Asst	Asst/G
2	Spencer, Samara	26	114	4.4
43	Daniels, Makayla	23	63	2.7
0	Poffenbarger, Saylor	26	62	2.4
4	Barnum, Erynn	26	51	2.0
30	Dauda, Maryam	25	16	0.6

Steals

##	Player	G	Stl	Stl/G
43	Daniels, Makayla	23	42	1.8
4	Barnum, Erynn	26	37	1.4
2	Spencer, Samara	26	29	1.1
11	Langerman, Rylee	26	28	1.1
34	Carr, Chrissy	26	17	0.7

Blocked Shots

##	Player	G	Blk	Blk/G
0	Poffenbarger, Saylor	26	29	1.1
4	Barnum, Erynn	26	27	1.0
30	Dauda, Maryam	25	19	0.8
24	Wolfenbarger, Jersey	24	16	0.7
34	Carr, Chrissy	26	9	0.3

Minutes

##	Player	G	Min	Min/G
2	Spencer, Samara	26	884	34:01
0	Poffenbarger, Saylor	26	839	32:17
43	Daniels, Makayla	23	735	31:57
34	Carr, Chrissy	26	723	27:48
4	Barnum, Erynn	26	713	27:25

Turnovers

##	Player	G	TO	TO/G
2	Spencer, Samara	26	79	3.0
0	Poffenbarger, Saylor	26	63	2.4
4	Barnum, Erynn	26	55	2.1
43	Daniels, Makayla	23	53	2.3
30	Dauda, Maryam	25	35	1.4



2022-23 Arkansas Women's Basketball Points-rebounds-assists All games

Page 1/2
as of Feb 10, 2023

Opponent	Date	Score		0	2	4	11	20	21	22	24	30	34	43
				POFFENBARG	SPENCER,SA	BARNUM,ERY	LANGERMAN,	JOHNSON,KA	LINDSEY,LO	HUGHES,AVE	WOLFENBARG	DAUDA,MARY	CARR,CHRIS	DANIELS,MA
at Ark.-Pine Bluff	11/07/2022	70-50	W	11-8-2	15-4-4	15-11-1	4-6-0	DNP	DNP	DNP	7-7-0	4-3-1	10-3-0	4-6-1
Central Ark.	11/11/2022	72-34	W	2-7-1	5-2-3	19-9-2	9-4-0	0-0-0	0-0-0	DNP	5-1-0	10-5-0	8-8-0	14-2-4
Tulsa	11/14/2022	79-70	W	2-10-3	13-3-4	27-8-0	10-5-1	DNP	DNP	DNP	2-0-0	3-3-0	3-6-0	19-9-3
Kent St.	11/17/2022	80-59	W	2-6-1	22-7-7	20-6-1	5-2-2	0-1-0	DNP	0-0-1	4-6-0	6-5-1	12-4-1	9-2-5
at Little Rock	11/20/2022	93-49	W	9-9-1	11-7-6	15-9-1	3-0-0	1-0-1	0-0-0	2-0-0	6-5-1	7-4-2	22-2-0	12-3-4
vs Northern Ariz.	11/24/2022	82-73	W	13-5-2	27-4-2	7-7-2	3-2-1	DNP	DNP	DNP	2-4-0	5-4-1	7-7-0	18-6-4
vs Clemson	11/25/2022	76-62	W	15-9-1	3-5-6	14-9-1	3-0-0	DNP	DNP	DNP	1-4-1	0-3-0	19-4-1	21-5-2
vs Kansas St.	11/26/2022	69-53	W	9-6-6	6-8-4	17-4-1	0-4-0	0-0-0	0-0-0	0-0-0	1-2-0	5-4-0	18-4-0	13-6-2
Troy	12/01/2022	87-70	W	9-3-5	19-3-6	18-8-2	1-5-3	0-1-0	0-0-0	4-0-0	11-3-0	0-7-0	14-3-0	10-3-4
Oral Roberts	12/04/2022	92-58	W	14-13-5	32-2-3	6-5-4	3-5-1	0-0-0	0-0-0	1-0-0	9-12-1	10-8-1	15-5-1	DNP
Lamar University	12/08/2022	63-50	W	17-12-3	17-0-4	5-8-3	0-6-0	DNP	DNP	DNP	4-6-0	2-0-0	18-2-0	DNP
Arkansas St.	12/11/2022	77-63	W	1-9-5	19-4-4	16-1-0	5-5-1	DNP	DNP	DNP	15-6-0	11-8-1	10-6-0	DNP
at Creighton	12/17/2022	83-75	W	16-11-3	26-4-4	15-2-4	6-5-0	DNP	DNP	DNP	0-3-0	4-1-1	4-2-0	12-2-3
vs Oregon	12/20/2022	78-85	L	5-11-3	20-7-10	22-9-0	7-7-0	DNP	DNP	DNP	DNP	6-1-1	3-1-3	15-3-1
vs South Fla.	12/21/2022	65-66	Lot	3-7-3	9-6-3	21-3-2	0-3-1	DNP	DNP	DNP	DNP	2-0-1	10-3-0	20-4-3
LSU	12/29/2022	45-69	L	1-3-1	17-1-1	7-4-1	0-2-0	DNP	DNP	0-0-0	1-6-0	3-2-0	6-4-1	10-6-3
at Kentucky	01/01/2023	71-50	W	17-7-3	6-2-5	17-8-7	6-7-1	DNP	DNP	0-0-0	4-3-0	2-3-1	8-4-1	11-2-4
Florida	01/05/2023	102-74	W	16-8-2	16-4-6	15-8-6	8-3-2	0-0-0	0-0-0	2-0-0	8-7-1	0-1-3	16-1-1	16-1-2
at Missouri	01/08/2023	77-55	W	24-6-1	2-9-6	21-11-2	3-4-0	DNP	DNP	DNP	2-3-0	0-1-0	16-4-1	9-5-2
Vanderbilt	01/16/2023	84-81	W	13-5-1	23-5-3	18-9-5	1-3-0	DNP	DNP	DNP	0-1-1	2-1-0	11-4-0	16-6-4
at LSU	01/19/2023	76-79	L	5-2-1	13-2-6	20-7-1	0-2-0	DNP	DNP	DNP	4-3-0	11-4-2	12-2-2	11-3-3
at South Carolina	01/22/2023	46-92	L	0-1-2	15-1-1	11-2-2	0-2-0	DNP	DNP	DNP	2-3-1	5-2-0	6-2-0	7-0-0
Alabama	01/26/2023	66-69	L	12-5-3	12-2-2	20-9-0	0-0-0	DNP	DNP	DNP	0-0-0	3-0-0	6-2-2	13-6-5
Ole Miss	01/29/2023	73-76	Lot	2-3-2	16-5-6	37-6-3	0-3-0	DNP	DNP	DNP	0-1-0	2-0-0	4-3-0	12-6-3
at Auburn	02/05/2023	54-51	W	10-10-1	7-6-4	14-9-0	1-1-1	DNP	DNP	0-0-0	4-2-0	0-0-0	7-3-1	11-4-0
at Vanderbilt	02/09/2023	70-78	L	7-1-1	2-4-4	12-7-0	0-4-1	DNP	DNP	DNP	0-0-0	DNP	18-5-0	31-3-1

2022-23 SPECIALTY STATS (ARKANSAS/OPPONENT)

Opponent	Result	Pts Off	Pts In	2nd	Fast	Bench	Ties	Lead	Best Ark	Opp Best	Ark	Opp
		TO	Paint	Chance	Break			Chng	Run	Run	Led	Led
at Ark - Pine Bluff	W, 70-50	18 / 7	32 / 24	15 / 11	16 / 8	15 / 12	0	2	34	2:48	3rd	17-0
CENTRAL ARK.	W, 72-34	16 / 2	32 / 14	5 / 3	7 / 3	24 / 14	2	1	40	0:56	4th	15-0
TULSA	W, 79-70	19 / 7	26 / 28	9 / 0	21 / 5	15 / 13	2	3	15	1:38	1st	9-0
KENT STATE	W, 80-59	11 / 7	38 / 28	12 / 2	13 / 10	15 / 26	2	3	27	8:04	4th	14-0
at Little Rock	W, 93-49	19 / 16	38 / 16	10 / 3	9 / 8	24 / 10	1	1	45	9:05	4th	11-0
NAU!	W, 82-73	29 / 19	44 / 30	10 / 5	9 / 20	10 / 28	2	9	18	0:18	3rd	12-0
Clemson!	W, 76-62	16 / 144	28 / 28	7 / 6	21 / 0	4 / 16	7	2	21	6:58	4th	12-0
#25 Kansas State!	W, 69-53	10 / 4	30 / 14	7 / 6	6 / 7	6 / 10	3	1	24	1:02	3rd	9-0
TROY	W, 87-70	25 / 13	40 / 20	9 / 14	20 / 17	17 / 13	3	0	27	4:18	3rd	9-0
ORAL ROBERTS	W, 92-58	15 / 7	42 / 36	10 / 10	20 / 13	16 / 8	1	3	36	2:06	4th	14-0
LAMAR	W, 63-50	12 / 9	26 / 20	8 / 10	11 / 14	2 / 14	7	7	13	0:13	4th	9-0
ARKANSAS ST.	W, 77-63	21 / 13	40 / 18	16 / 4	5 / 4	16 / 18	1	0	16	8:05	3rd	9-0
at #16 Creighton	W, 83-75	11 / 12	26 / 24	11 / 14	10 / 9	10 / 17	1	4	11	2:35	3rd	11-0
#16 Oregon\$	L, 85-78	15 / 8	26 / 40	12 / 18	11 / 15	13 / 13	9	7	7	5:05	2nd	6-0
USF\$	L (OT), 66-65	11 / 10	26 / 28	4 / 12	10 / 6	2 / 11	9	14	10	9:30	3rd	11-0
#9 LSU*	L, 69-45	10 / 9	22 / 30	7 / 22	9 / 15	4 / 10	1	4	1	8:09	1st	5-0
at Kentucky*	W, 71-50	33 / 10	34 / 28	9 / 9	4 / 10	12 / 8	4	2	27	2:45	3rd	16-0
FLORIDA*	W, 102-74	12 / 10	34 / 28	16 / 16	12 / 9	23 / 23	5	7	29	0:59	4th	11-0
at Missouri*	W, 77-55	10 / 6	40 / 22	11 / 8	0 / 7	5 / 10	0	1	25	2:17	4th	15-0
VANDERBILT*	W, 84-81	11 / 9	38 / 26	6 / 15	21 / 17	3 / 13	9	5	9	7:14	4TH	8-0
at #3 LSU*	L, 79-76	13 / 10	34 / 42	10 / 23	20 / 12	15 / 5	2	2	3	6:23	4th	7-0
at #1 South Carolina*	L, 92-46	4 / 13	22 / 40	0 / 37	10 / 15	7 / 38	0	4	1	9:27	1st	5-0
ALABAMA*	L, 69-66	15 / 14	22 / 34	7 / 6	12 / 7	3 / 18	6	10	6	6:50	1st	11-0
OLE MISS*	L (OT), 76-73	17 / 17	34 / 52	3 / 21	5 / 5	2 / 18	8	11	19	1:47	2nd	13-0
at Auburn	W, 54-51	12 / 8	20 / 16	10 / 8	7 / 9	5 / 25	2	0	15	7:14	2nd	8-0
at Vanderbilt	L, 78-70	18 / 16	36 / 36	8 / 14	6 / 8	0 / 8	1	7	2	8:47	1st	8-0

! - Paradise Jam (St. Thomas, Virgin Islands)
- San Diego Invitational (San Diego, Calif.)
* - SEC



**2022-23 Arkansas Women's Basketball
Player Highs Analysis
All games**

Page 1/4
as of Feb 10, 2023

Arkansas - Individual Game Highs

POINTS	37		Erynn Barnum vs Ole Miss (01/29/2023)
	32		Samara Spencer vs Oral Roberts (12/04/2022)
	31		Makayla Daniels at Vanderbilt (02/09/2023)
	27		Samara Spencer vs Northern Ariz. (N) (11/24/2022)
	27		Erynn Barnum vs Tulsa (11/14/2022)
FIELD GOALS MADE	13		Erynn Barnum vs Ole Miss (01/29/2023)
	11		Makayla Daniels at Vanderbilt (02/09/2023)
FIELD GOAL ATTEMPTS	23		Makayla Daniels at Vanderbilt (02/09/2023)
	21		Erynn Barnum vs Ole Miss (01/29/2023)
	21		Samara Spencer vs Northern Ariz. (N) (11/24/2022)
FIELD GOAL PERCENTAGE (min 5 made)	1.000	(8-8)	Erynn Barnum vs Arkansas St. (12/11/2022)
	1.000	(5-5)	Erynn Barnum at Little Rock (11/20/2022)
3 PT FG MADE	6		Samara Spencer vs Oral Roberts (12/04/2022)
	5		Samara Spencer at Creighton (12/17/2022)
	5		Chrissy Carr vs Clemson (N) (11/25/2022)
3 PT FG ATTEMPTS	12		Chrissy Carr vs Oral Roberts (12/04/2022)
	11		Makayla Daniels at Vanderbilt (02/09/2023)
	11		Makayla Daniels vs South Fla. (N) (12/21/2022)
	11		Samara Spencer vs Tulsa (11/14/2022)
3 PT FG PERCENTAGE (min 2 made)	1.000	(2-2)	Rylee Langerman vs Oregon (N) (12/20/2022)
	.750	(6-8)	Samara Spencer vs Oral Roberts (12/04/2022)
	.750	(3-4)	Erynn Barnum vs Oregon (N) (12/20/2022)
	.750	(3-4)	Makayla Daniels at Little Rock (11/20/2022)
FREE THROWS MADE	9		Erynn Barnum vs Central Ark. (11/11/2022)
	8		Erynn Barnum vs Ole Miss (01/29/2023)
	8		Makayla Daniels vs Alabama (01/26/2023)
	8		Makayla Daniels vs Vanderbilt (01/16/2023)
	8		Makayla Daniels vs Northern Ariz. (N) (11/24/2022)
FREE THROW ATTEMPTS	16		Samara Spencer vs Lamar University (12/08/2022)
	13		Erynn Barnum vs Ole Miss (01/29/2023)
	13		Erynn Barnum at Ark.-Pine Bluff (11/07/2022)
FREE THROW PERCENTAGE (min 3 made)	1.000	(9-9)	Erynn Barnum vs Central Ark. (11/11/2022)
	1.000	(5-5)	Erynn Barnum at LSU (01/19/2023)
	1.000	(5-5)	Jersey Wolfenbarger vs Oral Roberts (12/04/2022)
	1.000	(4-4)	Erynn Barnum at Vanderbilt (02/09/2023)
	1.000	(4-4)	Chrissy Carr at Creighton (12/17/2022)
	1.000	(4-4)	Makayla Daniels vs Troy (12/01/2022)
	1.000	(4-4)	Chrissy Carr at Little Rock (11/20/2022)
	1.000	(3-3)	Saylor Poffenbarger vs Florida (01/05/2023)
	1.000	(3-3)	Makayla Daniels vs Kansas St. (N) (11/26/2022)
REBOUNDS	13		Saylor Poffenbarger vs Oral Roberts (12/04/2022)
	12		Saylor Poffenbarger vs Lamar University (12/08/2022)
	12		Jersey Wolfenbarger vs Oral Roberts (12/04/2022)
ASSISTS	10		Samara Spencer vs Oregon (N) (12/20/2022)
	7		Erynn Barnum at Kentucky (01/01/2023)
	7		Samara Spencer vs Kent St. (11/17/2022)
STEALS	5		Erynn Barnum vs Clemson (N) (11/25/2022)
	4		Makayla Daniels at LSU (01/19/2023)
	4		Rylee Langerman vs South Fla. (N) (12/21/2022)
	4		Samara Spencer vs Northern Ariz. (N) (11/24/2022)
	4		Makayla Daniels vs Kent St. (11/17/2022)
	4		Rylee Langerman vs Tulsa (11/14/2022)
	4		Makayla Daniels vs Central Ark. (11/11/2022)
	4		Rylee Langerman at Ark.-Pine Bluff (11/07/2022)
	4		Erynn Barnum at Ark.-Pine Bluff (11/07/2022)
BLOCKED SHOTS	4		Jersey Wolfenbarger vs Oral Roberts (12/04/2022)
	3		Chrissy Carr at South Carolina (01/22/2023)
	3		Erynn Barnum at Kentucky (01/01/2023)
	3		Jersey Wolfenbarger vs Lamar University (12/08/2022)
	3		Saylor Poffenbarger vs Lamar University (12/08/2022)
	3		Maryam Dauda vs Northern Ariz. (N) (11/24/2022)
	3		Saylor Poffenbarger vs Kent St. (11/17/2022)
	3		Erynn Barnum vs Central Ark. (11/11/2022)
TURNOVERS	8		Samara Spencer vs Clemson (N) (11/25/2022)
	7		Samara Spencer at Auburn (02/05/2023)
	7		Samara Spencer vs Alabama (01/26/2023)
FOULS	5		Saylor Poffenbarger at Vanderbilt (02/09/2023)
	5		Saylor Poffenbarger at Auburn (02/05/2023)
	5		Makayla Daniels vs Ole Miss (01/29/2023)
	5		Chrissy Carr vs Ole Miss (01/29/2023)
	5		Samara Spencer vs Oregon (N) (12/20/2022)



0 Saylor Poffenbarger | R-Fr. | 6-2 | G | Middletown, Conn. (Middletown HS | UConn)

POFFENBARGER BENCHMARK STATS

2022-23 SEASON HIGHS

Points	24	at Missouri	1-8-23
FG Made	8	at Missouri	1-8-23*
FG Att.	17	at Kentucky	1-1-23
3FG Made	3	vs. Alabama	1-26-23
3FG Att.	9	at UAPB	11-7-22
FT Made	7	vs. Vanderbilt	1-16-23
FT Att.	8	vs. Vanderbilt	1-16-23
Off. Reb.	4	at #16 Creighton	12-17-22
Def. Reb.	13	vs. Oral Roberts	12-4-22
Rebounds	13	vs. Oral Roberts	12-14-22
Assists	6	vs. #25 K-State	11-26-22
Blocks	3	vs. Lamar	12-8-22*
Steals	2	at #16 Creighton	12-17-22*
Minutes	43	vs. Ole Miss	1-29-23

CAREER HIGHS

Points	24	at Missouri	1-8-23
FG Made	8	at Missouri	1-8-23*
FG Att.	17	at Kentucky	1-1-23
3FG Made	3	vs. Alabama	1-26-23
3FG Att.	9	at UAPB	11-7-22
FT Made	6	at Missouri	1-8-23
FT Att.	7	at Missouri	1-8-23
Off. Reb.	4	at #16 Creighton	12-17-22
Def. Reb.	13	vs. Oral Roberts	12-4-22
Rebounds	13	vs. Oral Roberts	12-14-22
Assists	6	vs. #25 K-State	11-26-22
Blocks	3	vs. Lamar	12-8-22*
Steals	2	at #16 Creighton	12-17-22*
Minutes	43	vs. Ole Miss	1-29-23

SEC HIGHS

Points	24	at Missouri	1-8-23
FG Made	8	at Missouri	1-8-23*
FG Att.	17	at Kentucky	1-1-23
3FG Made	3	vs. Alabama	1-26-23
3FG Att.	7	at Missouri	1-8-23
FT Made	7	vs. Vanderbilt	1-16-23
FT Att.	8	vs. Vanderbilt	1-16-23
Off. Reb.	2	vs. Alabama	1-26-23*
Def. Reb.	10	at Auburn	2-5-23
Rebounds	10	at Auburn	2-5-23
Assists	3	at Kentucky	1-1-23
Blocks	2	vs. Ole Miss	1-29-23*
Steals	1	at Auburn	2-5-23*
Minutes	43	vs. Ole Miss	1-29-23

NOTABLES

Stat	22-23	Career
Double Figure Pts	12	12
Double Figure Rebs	6	6
Double-Doubles	4	4
5+ Assists	4	4
5+ Blocks	-	-
5+ Steals	-	-
Led Team in Pts	3	3
Led Team in Reb	11	11
20+ Points	1	1
30+ Points	-	-

* Most Recent

GAME NOTES

- Registered seven points at Vanderbilt
- Her four double-doubles is tied for the most in a season with Taylah Thomas (2019-20)
- Moved to No. 2 in single-season def. rebs in school history (154)
- Leads league in weekly honors with five SEC Freshman of the Week titles
- Tallied career-high 24 points and six rebounds at Missouri
- Ranks fourth in defensive rebounds/game (5.9), 10th in rebounding (6.8) and 13th in blocks (1.1) in SEC
- A versatile player who can be put in positions one through five during a game
- Believed to be one of two three-year freshmen in the country (Ellie Foster from UNI the other one)
- Enrolled early at UConn in Jan. 2021
- Won gold at the 2019 FIBA Americas U16 Championship

WHO IS SAYLOR POFFENBARGER?

- Majoring in recreation and sport management
- Plays for her little brother that passed away
- Comes from an athletic family: mother, Amy, played basketball at Missouri and was a huge influence on Saylor's basketball journey, and three of her brothers play quarterback: Reese (21) – starting quarterback for Albany, Brittinn (15) – freshman in HS football and Higgins (10) – fourth grade football player
- Played against teammate Makayla Daniels a few times and was on the same AAU team as her at one point
- Favorite movie: Legally Blonde

#0 POFFENBARGER, Saylor

Opponent	Date	GS	MIN	Total		3-Pointers		Free throws		Rebounds		PF	A	TO	BLK	STL	PTS	AVG			
				FG-FGA	PCT	3FG-3FGA	PCT	FT-FTA	PCT	OFF	DEF								TOT	AVG	
at Ark.-Pine Bluff	11/07/2022	*	27:35	3-14	.214	2-9	.222	3-6	.500	2	6	8	8.0	1	2	2	1	0	11	11.0	
Central Ark.	11/11/2022	*	30:24	0-5	.000	0-3	.000	2-4	.500	0	7	7	7.5	1	1	2	2	0	2	6.5	
Tulsa	11/14/2022	*	28:35	1-4	.250	0-2	.000	0-0	.000	2	8	10	8.3	4	3	0	0	1	2	5.0	
Kent St.	11/17/2022	*	29:51	0-7	.000	0-3	.000	2-2	1.000	1	5	6	7.8	0	1	1	3	1	2	4.3	
at Little Rock	11/20/2022	*	27:53	3-4	.750	0-1	.000	3-4	.750	0	9	9	8.0	3	1	3	0	0	9	5.2	
vs Northern Ariz.	11/24/2022	*	31:41	4-10	.400	2-6	.333	3-4	.750	2	3	5	7.5	3	2	4	1	1	13	6.5	
vs Clemson	11/25/2022	*	37:48	5-8	.625	2-4	.500	3-4	.750	0	9	9	7.7	2	1	4	0	1	15	7.7	
vs Kansas St.	11/26/2022	*	35:26	3-8	.375	2-4	.500	1-2	.500	1	5	6	7.5	2	6	2	2	1	9	7.9	
Troy	12/01/2022	*	24:18	3-8	.375	1-4	.250	2-2	1.000	0	3	3	7.0	1	5	3	1	0	9	8.0	
Oral Roberts	12/04/2022	*	26:09	5-11	.455	1-3	.333	3-4	.750	0	13	13	7.6	4	5	0	1	0	14	8.6	
Lamar University	12/08/2022	*	37:37	7-13	.538	2-5	.400	1-3	.333	2	10	12	8.0	3	3	5	3	2	17	9.4	
Arkansas St.	12/11/2022	*	36:55	0-11	.000	0-8	.000	1-2	.500	0	9	9	8.1	1	5	1	1	1	1	8.7	
at Creighton	12/17/2022	*	37:44	6-16	.375	2-7	.286	2-3	.667	4	7	11	8.3	3	3	6	0	2	16	9.2	
vs Oregon	12/20/2022	*	34:09	2-9	.222	1-6	.167	0-0	.000	1	10	11	8.5	3	3	2	1	1	5	8.9	
vs South Fla.	12/21/2022	*	39:28	1-5	.200	1-4	.250	0-0	.000	0	7	7	8.4	1	3	0	1	1	3	8.5	
LSU	12/29/2022	*	20:03	0-5	.000	0-1	.000	1-2	.500	0	3	3	8.1	4	1	1	0	0	1	8.1	
at Kentucky	01/01/2023	*	33:57	8-17	.471	0-3	.000	1-1	1.000	2	5	7	8.0	2	3	6	2	0	17	8.6	
Florida	01/05/2023	*	17:42	6-8	.750	1-2	.500	3-3	1.000	1	7	8	8.0	3	2	2	1	0	16	9.0	
at Missouri	01/08/2023	*	35:36	8-16	.500	2-7	.286	6-7	.857	1	5	6	7.9	1	2	1	0	24	9.8		
Vanderbilt	01/16/2023	*	36:15	3-11	.273	0-4	.000	7-8	.875	1	4	5	7.8	3	1	2	0	1	13	10.0	
at LSU	01/19/2023	*	32:44	2-4	.500	1-2	.500	0-0	.000	0	2	2	7.5	4	1	2	2	0	5	9.7	
at South Carolina	01/22/2023	*	27:14	0-3	.000	0-1	.000	0-0	.000	0	1	1	7.2	1	2	2	1	0	0	9.3	
Alabama	01/26/2023	*	38:21	3-9	.333	3-5	.600	3-4	.750	2	3	5	7.1	2	3	5	2	0	12	9.4	
Ole Miss	01/29/2023	*	43:22	1-7	.143	0-2	.000	0-0	.000	1	2	3	6.9	1	2	2	2	0	2	9.1	
at Auburn	02/05/2023	*	37:57	3-10	.300	1-5	.200	3-6	.500	0	10	10	7.0	5	1	3	0	1	10	9.1	
at Vanderbilt	02/09/2023	*	30:42	3-6	.500	0-3	.000	1-2	.500	0	1	1	6.8	5	1	1	1	0	7	9.0	
Totals			26	839:26	80-229	.349	24-104	.231	51-73	.699	23	154	177	6.8	63	62	63	29	14	235	9.0

Player Averages

Games Played	Minutes/game	Points/game	FG Pct	3FG Pct	FT Pct	Rebounds/game	Assists/game	Turnovers/game	Assist/Turnover ratio	Steals/game	Blocks/game
26	32.3	9.0	34.9	23.1	69.9	6.8	2.4	2.4	1.0	0.5	1.1

CAREER STATISTICS

				Field Goals		3-Point		F-Throws		Rebounds										Scoring	
SEASON	TEAM	GP-GS	MIN/AVG	FG-FGA	FG%	3FG-3FGA	3FG%	FT-FTA	FT%	OFF	DEF	TOT	AVG	PF-FO	A	TO	BLK	STL	PTS	AVG	
2020-21	UConn	12-0	33/2.7	2-15	.133	1-11	.091	1-1	1.000	1	3	4	0.3	2-0	0	0	1	0	6	0.5	
2022-23	Ark	26-26	839/32.3	80-229	.349	24-104	.231	51-73	.699	23	154	177	6.8	63-2	62	63	29	14	235	9.0	
TOTAL FOR Ark		26-26	839/32.3	80-229	.349	24-104	.231	51-73	.699	23	154	177	6.8	63-2	62	63	29	14	235	9.0	
TOTAL		38-26	872/23.0	82-244	.336	25-115	.217	52-74	.703	24	157	181	4.8	65-2	62	63	30	14	241	6.3	



2 Samara Spencer | So. | 5-7 | G | Fort Lauderdale, Fla. (St. Thomas Aquinas HS)

SPENCER BENCHMARK STATS

Points	32	vs. Oral Roberts	12-4-22
FG Made	10	at #16 Creighton	12-17-22*
FG Att.	21	vs. NAU	11-24-22
3FG Made	6	vs. Oral Roberts	12-4-22
3FG Att.	11	vs. Tulsa	11-14-22
FT Made	7	vs. USF	12-21-22*
FT Att.	16	vs. Lamar	12-8-22
Off. Reb.	1	vs. Vanderbilt	1-16-23*
Def. Reb.	9	at Missouri	1-8-23
Rebounds	9	at Missouri	1-8-23
Assists	10	vs. #16 Oregon	12-20-22
Blocks	2	vs. USF	12-21-22
Steals	4	vs. NAU	11-24-22
Minutes	43	vs. Ole Miss	1-29-23

GAME NOTES

- Held to two points, but registered four rebounds and four assists at Vanderbilt
- Recorded a near triple-double with 20 points, 10 assists and seven rebounds vs. No. 16/15 Oregon
- Went off on her 20th birthday vs. Oral Roberts with a career-high 32 points off 17 shots
- Fifth in assists (4.4) and free throw attempts (128), seventh in field goal attempts (317), 10th in assist/turnover ratio (1.4) and 12th in scoring (14.4) in the SEC
- In the NCAA, 37th in total assists (114) and 47th in free throw attempts
- Named 2022 SEC Freshman of the Year, first Arkansas player since 2009 (C'eria Ricketts)
- Won SEC Freshman of the Week four times last season
- Has registered nine career 20-point games, including six this season (one of those 30+)
- Finished third on the team in scoring and led the way in assists (96) as a freshman
- Led St. Thomas Aquinas to a state title during her senior season

WHO IS SAMARA SPENCER?

- Majoring in recreation and sport management
- First Floridan to make up an Arkansas WBB roster since 2010
- Favorite foods: Steak or lasagna
- Favorite place to eat in Fayetteville: Tacos 4 Life
- Proudest accomplishment in basketball: winning SEC Freshman of the year last year

#2 SPENCER, Samara

Opponent	Date	GS	MIN	Total		3-Pointers		Free throws		Rebounds				PF	A	TO	BLK	STL	PTS	AVG	
				FG-FGA	PCT	3FG-3FGA	PCT	FT-FTA	PCT	OFF	DEF	TOT	AVG								
at Ark.-Pine Bluff	11/07/2022	*	31:00	6-16	.375	1-7	.143	2-8	.250	0	4	4	4.0	4	4	1	0	15	15.0		
Central Ark.	11/11/2022	*	18:51	1-5	.200	0-2	.000	3-7	.429	0	2	2	3.0	3	2	0	0	5	10.0		
Tulsa	11/14/2022	*	39:04	3-16	.188	3-11	.273	4-6	.667	0	3	3	3.0	2	4	2	0	13	11.0		
Kent St.	11/17/2022	*	28:15	8-13	.615	3-6	.500	3-4	.750	0	7	7	4.0	1	7	2	1	22	13.8		
at Little Rock	11/20/2022	*	30:08	4-9	.444	0-4	.000	3-4	.750	0	7	7	4.6	1	6	6	0	11	13.2		
vs Northern Ariz.	11/24/2022	*	39:29	10-21	.476	3-7	.429	4-6	.667	0	4	4	4.5	1	2	2	0	4	27	15.5	
vs Clemson	11/25/2022	*	27:30	1-5	.200	0-2	.000	1-6	.167	0	5	5	4.6	3	6	8	0	0	3	13.7	
vs Kansas St.	11/26/2022	*	30:17	3-11	.273	0-6	.000	0-0	.000	1	7	8	5.0	3	4	3	0	3	6	12.8	
Troy	12/01/2022	*	27:47	8-15	.533	3-8	.375	0-3	.000	0	3	3	4.8	1	6	3	0	1	19	13.4	
Oral Roberts	12/04/2022	*	30:40	10-17	.588	6-8	.750	6-12	.500	1	1	2	4.5	1	3	2	1	3	32	15.3	
Lamar University	12/08/2022	*	33:45	5-10	.500	1-3	.333	6-16	.375	0	0	0	4.1	4	4	5	0	0	17	15.5	
Arkansas St.	12/11/2022	*	40:00	5-12	.417	2-5	.400	7-10	.700	0	4	4	4.1	0	4	4	1	2	19	15.8	
at Creighton	12/17/2022	*	36:38	10-17	.588	5-7	.714	1-4	.250	0	4	4	4.3	5	10	2	0	0	26	16.5	
vs Oregon	12/20/2022	*	38:40	6-18	.333	2-6	.333	6-8	.750	0	7	7	4.3	5	10	2	1	20	16.8		
vs South Fla.	12/21/2022	*	42:03	1-9	.111	0-5	.000	7-9	.778	0	6	6	4.4	1	3	4	2	1	9	16.3	
LSU	12/29/2022	*	34:09	7-15	.467	3-7	.429	0-4	.000	0	1	1	4.2	2	1	4	0	1	17	16.3	
at Kentucky	01/01/2023	*	33:22	1-8	.125	1-4	.250	3-4	.750	0	2	2	4.1	2	5	1	0	2	6	15.7	
Florida	01/05/2023	*	34:19	6-11	.545	3-5	.600	1-1	1.000	0	4	4	4.1	2	6	4	0	0	16	15.7	
at Missouri	01/08/2023	*	34:29	1-5	.200	0-4	.000	0-0	.000	0	9	9	4.3	1	6	0	0	2	2	15.0	
Vanderbilt	01/16/2023	*	37:55	9-15	.600	2-6	.333	3-4	.750	1	4	5	4.4	2	3	3	1	0	23	15.4	
at LSU	01/19/2023	*	35:27	5-15	.333	1-6	.167	2-2	1.000	0	2	2	4.2	3	6	0	0	1	13	15.3	
at South Carolina	01/22/2023	*	29:26	7-15	.467	1-3	.333	0-0	.000	0	1	1	4.1	0	1	0	1	0	15	15.3	
Alabama	01/26/2023	*	34:53	4-10	.400	2-3	.667	2-2	1.000	0	2	2	4.0	2	2	7	0	2	12	15.1	
Ole Miss	01/29/2023	*	42:57	6-13	.462	2-5	.400	2-2	1.000	0	5	5	4.0	1	6	3	1	3	16	15.2	
at Auburn	02/05/2023	*	35:48	1-8	.125	0-4	.000	5-6	.833	0	6	6	4.1	3	4	7	0	1	7	14.8	
at Vanderbilt	02/09/2023	*	37:31	1-8	.125	0-2	.000	0-0	.000	0	4	4	4.1	2	4	3	0	1	2	14.3	
Totals			26	884:24	129-317	.407	44-136	.324	71-128	.555	3	104	107	4.1	53	114	79	7	29	373	14.3

Player Averages

Games Played	Minutes/game	Points/game	FG Pct	3FG Pct	FT Pct	Rebounds/game	Assists/game	Turnovers/game	Assist/Turnover ratio	Steals/game	Blocks/game
26	34.0	14.3	40.7	32.4	55.5	4.1	4.4	3.0	1.4	1.1	0.3

2022-23 SEASON HIGHS

Points	32	vs. Oral Roberts	12-4-22
FG Made	10	at #16 Creighton	12-17-22*
FG Att.	21	vs. NAU	11-24-22*
3FG Made	6	vs. Oral Roberts	12-4-22
3FG Att.	11	vs. Tulsa	11-14-22
FT Made	7	vs. USF	12-21-22*
FT Att.	16	vs. Lamar	12-8-22
Off. Reb.	2	vs. #1 SC	3-4-22*
Def. Reb.	9	at Missouri	1-8-23
Rebounds	9	at Missouri	1-8-23
Assists	10	vs. #16 Oregon	12-20-22
Blocks	2	vs. USF	12-21-22
Steals	4	vs. NAU	11-24-22*
Minutes	43	vs. Ole Miss	1-29-23*

CAREER HIGHS

Points	23	vs. Vanderbilt	1-16-23
FG Made	9	vs. Vanderbilt	1-16-23*
FG Att.	21	at Missouri	2-13-22*
3FG Made	5	vs. Miss. State	1-23-22
3FG Att.	8	at #7 Tennessee	1-31-22*
FT Made	6	at Miss. State	2-27-22*
FT Att.	8	at Miss. State	2-27-22*
Off. Reb.	2	vs. #1 SC	3-4-22*
Def. Reb.	9	at Missouri	1-8-23
Rebounds	9	at Missouri	1-8-23
Assists	6	vs. Ole Miss	1-29-23*
Blocks	1	vs. Ole Miss	1-29-23*
Steals	3	vs. Ole Miss	1-29-23
Minutes	43	vs. Ole Miss	1-29-23*

SEC HIGHS

NOTABLES

Stat	21-22	22-23	Career
Double Figure Pts	20	18	38
Double Figure Rebs	-	-	-
Double-Doubles	-	1	1
5+ Assists	5	10	15
5+ Blocks	-	-	-
5+ Steals	-	-	-
Led Team in Pts	5	11	16
Led Team in Reb	1	2	3
20+ Points	3	6	9
30+ Points	-	1	1

* Most Recent

CAREER STATISTICS

				Field Goals		3-Point		F-Throws		Rebounds										Scoring	
SEASON	TEAM	GP-GS	MIN/AVG	FG-FGA	FG%	3FG-3FGA	3FG%	FT-FTA	FT%	OFF	DEF	TOT	AVG	PF-FO	A	TO	BLK	STL	PTS	AVG	
2021-22	Ark	31-27	930/30.0	138-325	.425	44-128	.344	59-98	.602	18	96	114	3.7	49-0	96	82	8	36	379	12.2	
2022-23	Ark	26-26	884/34.0	129-317	.407	44-136	.324	71-128	.555	3	104	107	4.1	53-1	114	79	7	29	373	14.3	
TOTAL		57-53	1815/31.8	267-642	.416	88-264	.333	130-226	.575	21	200	221	3.9	102-1	210	161	15	65	752	13.2	



4 Erynn Barnum | R-Sr. | 6-2 | F | Little Rock, Ark. (Little Rock Central HS)

BARNUM BENCHMARK STATS

2022-23 SEASON HIGHS

Points	37	vs. Ole Miss	1-29-23
FG Made	13	vs. Ole Miss	1-29-23
FG Att.	21	vs. Ole Miss	1-29-23
3FG Made	3	vs. Ole Miss	1-29-23*
3FG Att.	5	vs. Ole Miss	1-29-23
FT Made	9	vs. UCA	11-11-22
FT Att.	13	vs. Ole Miss	1-29-23*
Off. Reb.	6	at Vanderbilt	2-9-23*
Def. Reb.	9	at Little Rock	11-20-22
Rebounds	11	at Missouri	1-8-23*
Assists	7	at Kentucky	1-1-23
Blocks	3	at Kentucky	1-1-23*
Steals	5	vs. Clemson	11-25-22
Minutes	43	vs. Ole Miss	1-29-23

CAREER HIGHS

Points	37	vs. Ole Miss	1-29-23
FG Made	13	vs. Ole Miss	1-29-23
FG Att.	21	vs. Ole Miss	1-29-23
3FG Made	3	vs. Ole Miss	1-29-23*
3FG Att.	5	vs. Ole Miss	1-29-23
FT Made	9	vs. UCA	11-11-22
FT Att.	13	vs. Ole Miss	1-29-23*
Off. Reb.	6	at UAPB	11-7-22*
Def. Reb.	9	at Little Rock	11-20-22
Rebounds	12	vs. Utah	3-18-22*
Assists	7	at Kentucky	1-1-23
Blocks	4	vs. Little Rock	12-21-19*
Steals	5	vs. Clemson	11-25-22
Minutes	43	vs. Ole Miss	1-29-23

SEC HIGHS

Points	37	vs. Ole Miss	1-29-23
FG Made	13	vs. Ole Miss	1-29-23
FG Att.	21	vs. Ole Miss	1-29-23
3FG Made	3	vs. Ole Miss	1-29-23
3FG Att.	5	vs. Ole Miss	1-29-23
FT Made	6	vs. Vanderbilt	1-16-23
FT Att.	11	vs. Vanderbilt	1-16-23
Off. Reb.	6	at Vanderbilt	2-9-23*
Def. Reb.	7	at Missouri	1-8-23
Rebounds	11	at Missouri	1-8-23
Assists	7	at Kentucky	1-1-23
Blocks	3	at Kentucky	1-1-23*
Steals	3	vs. Ole Miss	1-29-23*
Minutes	43	vs. Ole Miss	1-29-23

NOTABLES

Stat	19-20	20-21	21-22	22-23	Career
Double Figure Pts	4	9	5	22	40
Double Figure Rebs	1	1	1	2	6
Double-Doubles	1	1	-	2	4
5+ Assists	-	-	-	3	3
5+ Blocks	-	-	-	-	-
5+ Steals	-	-	-	1	1
Led Team in Pts	1	-	3	10	14
Led Team in Reb	4	7	7	14	32
20+ Points	-	-	-	8	8
30+ Points	-	-	-	1	1

* Most Recent

GAME NOTES

- One of 10 candidates for the Katrina McClain Award, given to the best power forward in the country
- Registered 12 points and seven boards, including six offensive rebounds at Vanderbilt
- Recorded career-high 37 points vs. Ole Miss to be the seventh most points scored by a Razorback in school history, while also surpassing 500 career rebounds
- Leads the team with eight 20-point games, never having one prior to this season
- Was a perfect 8-of-8 vs. Arkansas State and 5-for-5 vs. Little Rock, only player in SEC to have to perfect performances from the field this season
- Second in FG percentage (.585), sixth in scoring (16.5) and ninth in rebounding (6.9) in the SEC
- In NCAA, sits 12th in free throw attempts (151), 19th in FG percentage & 39th in total points (429)
- Ended 2021-22 season by matching a career-high 12 rebounds vs. Utah at the NCAA Tournament
- Averaged 7.6 points, 4.8 rebounds and 17.5 minutes per game last season

WHO IS ERYNN BARNUM?

- Majoring in recreation and sport management
- Played volleyball and was player of the year in high school
- Does her hair before every game
- One of eight siblings
- Born in Pasadena, Calif. and moved to Little Rock when she was 6
- Favorite food: shrimp alfredo

#4 BARNUM, Erynn

Opponent	Date	GS	MIN	Total		3-Pointers		Free throws		Rebounds				PF	A	TO	BLK	STL	PTS	AVG	
				FG-FGA	PCT	3FG-3FGA	PCT	FT-FTA	PCT	OFF	DEF	TOT	AVG								
at Ark.-Pine Bluff	11/07/2022	*	25:04	6-14	.429	0-0	.000	3-13	.231	6	5	11	11.0	2	1	2	0	4	15	15.0	
Central Ark.	11/11/2022	*	22:29	5-8	.625	0-1	.000	9-9	1.000	4	5	9	10.0	2	2	1	3	0	19	17.0	
Tulsa	11/14/2022	*	30:32	10-12	.833	0-0	.000	7-12	.583	3	5	8	9.3	3	0	1	1	2	27	20.3	
Kent St.	11/17/2022	*	21:02	9-13	.692	1-2	.500	1-1	1.000	2	4	6	8.5	0	1	1	1	0	20	20.3	
at Little Rock	11/20/2022	*	20:40	5-5	1.000	0-0	.000	5-6	.833	0	9	9	8.6	3	1	5	1	0	15	19.2	
vs Northern Ariz.	11/24/2022	*	23:03	3-9	.333	0-1	.000	1-2	.500	3	4	7	8.3	3	2	2	0	2	7	17.2	
vs Clemson	11/25/2022	*	25:33	4-5	.800	0-0	.000	6-9	.667	2	7	9	8.4	1	1	1	1	5	14	16.7	
vs Kansas St.	11/26/2022	*	28:44	7-9	.778	0-0	.000	3-5	.600	2	2	4	7.9	1	1	3	2	3	17	16.8	
Troy	12/01/2022	*	19:10	8-9	.889	0-1	.000	2-2	1.000	3	5	8	7.9	1	2	1	0	2	18	16.9	
Oral Roberts	12/04/2022	*	19:43	3-5	.600	0-0	.000	0-0	.000	2	3	5	7.6	3	4	1	1	0	6	15.8	
Lamar University	12/08/2022	*	33:51	2-4	.500	0-1	.000	1-4	.250	3	5	8	7.6	2	3	5	2	1	5	14.8	
Arkansas St.	12/11/2022	*	18:25	8-8	1.000	0-0	.000	0-0	.000	0	1	1	7.1	3	0	2	1	0	16	14.9	
at Creighton	12/17/2022	*	29:35	5-9	.556	0-0	.000	5-7	.714	1	1	2	6.7	2	4	0	2	2	15	14.9	
vs Oregon	12/20/2022	*	27:14	8-17	.471	3-4	.750	3-4	.750	5	4	9	6.9	4	0	0	1	0	22	15.4	
vs South Fla.	12/21/2022	*	39:26	9-17	.529	0-1	.000	3-6	.500	1	2	3	6.6	2	2	2	0	1	21	15.8	
LSU	12/29/2022	*	23:38	3-9	.333	0-2	.000	1-2	.500	0	4	4	6.4	3	1	1	0	0	7	15.3	
at Kentucky	01/01/2023	*	29:17	7-11	.636	0-0	.000	3-4	.750	4	4	8	6.5	2	7	3	3	0	17	15.4	
Florida	01/05/2023	*	24:35	5-8	.625	1-1	1.000	4-8	.500	2	6	8	6.6	4	6	1	1	1	15	15.3	
at Missouri	01/08/2023	*	36:41	9-13	.692	0-1	.000	3-7	.429	4	7	11	6.8	1	2	2	1	1	21	15.6	
Vanderbilt	01/16/2023	*	34:29	6-12	.500	0-0	.000	6-11	.545	4	5	9	7.0	2	5	1	2	3	18	15.8	
at LSU	01/19/2023	*	28:39	7-14	.500	1-4	.250	5-5	1.000	1	6	7	7.0	4	1	3	2	1	20	16.0	
at South Carolina	01/22/2023	*	20:00	3-11	.273	0-3	.000	5-6	.833	0	2	2	6.7	2	2	2	0	2	11	15.7	
Alabama	01/26/2023	*	33:58	8-14	.571	0-1	.000	4-6	.667	4	5	9	6.8	4	0	2	0	2	20	15.9	
Ole Miss	01/29/2023	*	42:42	13-21	.619	3-5	.600	8-13	.615	1	5	6	6.8	2	3	4	1	3	37	16.8	
at Auburn	02/05/2023	*	28:42	5-12	.417	0-0	.000	4-9	.444	6	3	9	6.9	3	0	4	0	1	14	16.7	
at Vanderbilt	02/09/2023	*	25:33	4-8	.500	0-0	.000	4-4	1.000	6	1	7	6.9	4	0	5	1	1	12	16.5	
Totals			26	712:45	162-277	.585	9-28	.321	96-155	.619	69	110	179	6.9	63	51	55	27	37	429	16.5

Player Averages

Games Played	Minutes/ game	Points/ game	FG Pct	3FG Pct	FT Pct	Rebounds/ game	Assists/ game	Turnovers/ game	Assist/Turnover ratio	Steals/ game	Blocks/ game
26	27.4	16.5	58.5	32.1	61.9	6.9	2.0	2.1	0.9	1.4	1.0

CAREER STATISTICS

		Field Goals				3-Point		F-Throws		Rebounds								Scoring		
SEASON	TEAM	GP-GS	MIN/AVG	FG-FGA	FG%	3FG-3FGA	3FG%	FT-FTA	FT%	OFF	DEF	TOT	AVG	PF-FO	A	TO	BLK	STL	PTS	AVG
2019-20	Ark	27-0	306/11.3	50-98	.510	3-7	.429	31-52	.596	31	76	107	4.0	26-0	5	11	28	15	134	5.0
2020-21	Ark	28-0	455/16.3	85-145	.586	1-7	.143	44-87	.506	34	94	128	4.6	56-0	11	30	23	21	215	7.7
2021-22	Ark	22-10	385/17.5	55-134	.410	3-16	.188	55-80	.688	35	70	105	4.8	32-0	18	26	12	20	168	7.6
2022-23	Ark	26-26	713/27.4	162-277	.585	9-28	.321	96-155	.619	69	110	179	6.9	63-0	51	55	27	37	429	16.5
TOTAL		103-36	1860/18.1	352-654	.538	16-58	.276	226-374	.604	169	350	519	5.0	177-0	85	122	90	93	946	9.2



11 Rylee Langerman | Jr. | 5-9 | G | Norman, Okla. (Christian Heritage HS)

LANGERMAN BENCHMARK STATS

2022-23 SEASON HIGHS

Points	10	vs. Tulsa	11-14-22
FG Made	3	vs. UCA	11-11-22
FG Att.	7	vs. Tulsa	11-14-22
3FG Made	2	at Kentucky	1-1-23*
3FG Att.	5	vs. Tulsa	11-14-22
FT Made	4	vs. Tulsa	11-14-22
FT Att.	6	vs. Tulsa	11-14-22
Off. Reb.	4	vs. #16 Oregon	12-21-22*
Def. Reb.	5	at Kentucky	1-1-23*
Rebounds	7	at Kentucky	1-1-23*
Assists	3	vs. Troy	12-1-22
Blocks	1	vs. Vanderbilt	1-16-23
Steals	4	vs. USF	12-21-22*
Minutes	25	vs. #16 Oregon	12-20-22*

CAREER HIGHS

Points	17	vs. Missouri	1-9-22
FG Made	6	vs. Missouri	1-9-22
FG Att.	10	vs. Missouri	1-9-22
3FG Made	5	vs. Missouri	1-9-22
3FG Att.	6	vs. Missouri	1-9-22
FT Made	4	vs. Tulsa	11-14-22*
FT Att.	6	vs. Tulsa	11-14-22
Off. Reb.	5	vs. Auburn	2-10-22
Def. Reb.	7	at Texas A&M	2-3-22*
Rebounds	11	at Texas A&M	2-3-22
Assists	4	vs. UCA	12-13-20
Blocks	2	vs. Missouri	3-3-22
Steals	4	vs. USF	12-20-22*
Minutes	34	at Florida	2-17-22

SEC HIGHS

Points	17	vs. Missouri	1-9-22
FG Made	6	vs. Missouri	1-9-22
FG Att.	10	vs. Missouri	1-9-22
3FG Made	5	vs. Missouri	1-9-22
3FG Att.	6	vs. Missouri	1-9-22
FT Made	3	vs. Florida	1-5-23
FT Att.	5	vs. Florida	1-5-23
Off. Reb.	5	vs. Auburn	2-10-22
Def. Reb.	7	at Texas A&M	2-3-22
Rebounds	11	at Texas A&M	2-3-22
Assists	3	vs. #12/11 LSU	1-27-2
Blocks	2	vs. Missouri	3-3-22
Steals	4	at Missouri	2-13-22
Minutes	34	at Florida	2-17-22

NOTABLES

Stat	20-21	21-22	22-23	Career
Double Figure Pts	-	1	1	2
Double Figure Rebs	-	1	-	1
Double-Doubles	-	-	-	-
5 + Assists	-	-	-	-
5 + Blocks	-	-	-	-
5 + Steals	-	-	-	-
Led Team in Pts	-	-	-	-
Led Team in Reb	-	2	-	2
20 + Points	-	-	-	-
30+ Points	-	-	-	-

* Most Recent

GAME NOTES

- Glue girl on the team, known for being the player that holds everything together
- Hustle-type or game changing plays are called "Rylees"
- Played nearly 11 minutes and pulled down four rebounds at Vanderbilt
- Has matched a career-high four steals in three games this season
- Logged 10 points, five rebounds and four steals against Tulsa
- Leads the bench with minutes logged per game, averaging 18.2 per game
- Lit up Mizzou, going for a career-best 17 points off 5-for-6 shooting from 3-point off the bench last season
- Averaged 3.2 points and 3.7 rebounds across 19.2 minutes played per game last season

WHO IS RYLEE LANGERMAN?

- Majoring in biology
- Easily a fan favorite for the work she has done in the community, serving as an inspiration especially for those who also have Alopecia
- Has a twin brother named Ryan who played basketball and golf
- Chose Arkansas because of the atmosphere and culture
- Can play the guitar
- Favorite place to eat in Fayetteville: Sassy's BBQ

#11 LANGERMAN, Rylee

			Total			3-Pointers		Free throws		Rebounds											
Opponent	Date	GS	MIN	FG-FGA	PCT	3FG-3FGA	PCT	FT-FTA	PCT	OFF	DEF	TOT	AVG	PF	A	TO	BLK	STL	PTS	AVG	
at Ark.-Pine Bluff	11/07/2022		22:50	1-1	1.000	0-0	.000	2-4	.500	4	2	6	6.0	3	0	2	0	0	4	4.0	
Central Ark.	11/11/2022		24:26	3-5	.600	2-4	.500	1-3	.333	0	4	4	5.0	2	0	1	0	0	9	6.5	
Tulsa	11/14/2022		22:35	2-7	.286	2-5	.400	4-6	.667	2	3	5	5.0	3	1	0	0	4	10	4.0	
Kent St.	11/17/2022		19:11	2-5	.400	1-3	.333	0-0	.000	1	1	2	4.3	1	2	1	0	0	0	5.7	
at Little Rock	11/20/2022		13:45	1-1	1.000	0-0	.000	1-2	.500	0	0	0	3.4	1	0	0	0	0	3	6.2	
vs Northern Ariz.	11/24/2022		20:56	1-3	.333	0-1	.000	1-2	.500	0	2	2	3.2	1	1	1	0	0	0	3.5	
vs Clemson	11/25/2022		18:49	1-1	1.000	0-0	.000	1-2	.500	0	0	0	2.7	4	0	0	0	0	3	5.3	
vs Kansas St.	11/26/2022		11:39	0-0	.000	0-0	.000	0-0	.000	0	4	4	2.9	2	0	0	0	0	0	4.6	
Troy	12/01/2022		15:55	0-2	.000	0-2	.000	1-2	.500	1	4	5	3.1	2	3	2	0	0	1	4.2	
Oral Roberts	12/04/2022		16:32	1-4	.250	0-2	.000	1-2	.500	3	2	5	3.3	2	1	0	0	2	3	4.1	
Lamar University	12/08/2022		18:13	0-2	.000	0-2	.000	0-0	.000	1	5	6	3.5	0	0	1	1	1	0	3.7	
Arkansas St.	12/11/2022		18:56	2-5	.400	0-2	.000	1-2	.500	3	2	5	3.7	2	1	1	0	0	5	3.8	
at Creighton	12/17/2022		25:27	2-3	.667	2-3	.667	0-0	.000	1	4	5	3.8	1	0	0	0	0	6	4.0	
vs Oregon	12/20/2022		24:57	2-4	.500	2-2	1.000	1-2	.500	4	3	7	4.0	2	0	3	0	0	7	4.2	
vs South Fla.	12/21/2022		17:59	0-2	.000	0-2	.000	0-0	.000	2	1	3	3.9	3	1	0	0	4	0	3.9	
LSU	12/29/2022		17:16	0-1	.000	0-0	.000	0-0	.000	1	1	2	3.8	2	0	1	0	2	0	3.7	
at Kentucky	01/01/2023		22:54	2-4	.500	2-3	.667	0-0	.000	2	5	7	4.0	0	1	1	0	1	6	3.8	
Florida	01/05/2023		18:46	2-4	.500	1-2	.500	3-5	.600	1	2	3	3.9	3	2	1	0	2	8	4.1	
at Missouri	01/08/2023		17:08	1-3	.333	1-2	.500	0-0	.000	2	2	4	3.9	2	0	0	0	2	3	4.0	
Vanderbilt	01/16/2023		15:35	0-3	.000	0-2	.000	1-2	.500	1	2	3	3.9	2	0	0	1	1	1	3.9	
at LSU	01/19/2023		14:59	0-2	.000	0-1	.000	0-0	.000	0	2	2	3.8	1	0	0	0	1	0	3.7	
at South Carolina	01/22/2023		20:05	0-1	.000	0-1	.000	0-0	.000	1	1	2	3.7	4	0	1	0	0	0	3.5	
Alabama	01/26/2023		15:23	0-2	.000	0-1	.000	0-0	.000	0	0	0	3.6	1	0	0	0	1	0	3.3	
Ole Miss	01/29/2023		15:16	0-0	.000	0-0	.000	0-0	.000	0	3	3	3.5	4	0	0	0	2	0	3.2	
at Auburn	02/05/2023		13:57	0-1	.000	0-1	.000	1-2	.500	0	1	1	3.4	4	1	1	0	1	1	3.1	
at Vanderbilt	02/09/2023		10:40	0-0	.000	0-0	.000	0-0	.000	1	3	4	3.5	1	1	1	0	0	0	3.0	
Totals		0	474:09	23-66	.348	13-41	.317	19-36	.528	31	59	90	3.5	53	15	18	2	28	78	3.0	

Player Averages

Games Played	Minutes/game	Points/game	FG Pct	3FG Pct	FT Pct	Rebounds/game	Assists/game	Turnovers/game	Assist/Turnover ratio	Steals/game	Blocks/game
26	18.2	3.0	34.8	31.7	52.8	3.5	0.6	0.7	0.8	1.1	0.1

CAREER STATISTICS

				Field Goals		3-Point		F-Throws		Rebounds											Scoring	
SEASON	TEAM	GP-GS	MIN/AVG	FG-FGA	FG%	3FG-3FGA	3FG%	FT-FTA	FT%	OFF	DEF	TOT	AVG	PF-FO	A	TO	BLK	STL	PTS	AVG		
2020-21	Ark	13-0	91/7.0	5-16	.313	4-10	.400	2-4	.500	2	12	14	1.1	10-0	7	9	1	1	16	1.2		
2021-22	Ark	32-7	613/19.2	36-97	.371	16-50	.320	13-23	.565	41	78	119	3.7	83-2	30	31	11	28	101	3.2		
2022-23	Ark	26-0	474/18.2	23-66	.348	13-41	.317	19-36	.528	31	59	90	3.5	53-0	15	18	2	28	78	3.0		
TOTAL		71-7	1178/16.6	64-179	.358	33-101	.327	34-63	.540	74	149	223	3.1	146-2	52	58	14	57	195	2.7		



20 Karley Johnson | Fr. | 5-9 | G | Mustang, Okla. (Mustang HS)

JOHNSON BENCHMARK STATS

2022-23 SEASON HIGHS

Points	1	at Little Rock	11-20-22
FG Made	N/A		
FG Att.	1	vs. Oral Roberts	12-4-22
3FG Made	N/A		
3FG Att.	N/A		
FT Made	1	at Little Rock	11-20-22
FT Att.	1	at Little Rock	11-20-22
Off. Reb.	1	vs. Troy	12-1-22
Def. Reb.	1	vs. Kent State	11-17-22
Rebounds	1	vs. Troy	12-1-22*
Assists	1	at Little Rock	11-20-22
Blocks	N/A		
Steals	1	at Little Rock	11-20-22*
Minutes	6	vs. Troy	12-1-22*

CAREER HIGHS

Points	1	at Little Rock	11-20-22
FG Made	N/A		
FG Att.	1	vs. Oral Roberts	12-4-22
3FG Made	N/A		
3FG Att.	N/A		
FT Made	1	at Little Rock	11-20-22
FT Att.	1	at Little Rock	11-20-22
Off. Reb.	1	vs. Troy	12-1-22
Def. Reb.	1	vs. Kent State	11-17-22
Rebounds	1	vs. Troy	12-1-22*
Assists	1	at Little Rock	11-20-22
Blocks	N/A		
Steals	1	at Little Rock	11-20-22*
Minutes	6	vs. Troy	12-1-22*

SEC HIGHS

Points	N/A		
FG Made	N/A		
FG Att.	N/A		
3FG Made	N/A		
3FG Att.	N/A		
FT Made	N/A		
FT Att.	N/A		
Off. Reb.	N/A		
Def. Reb.	N/A		
Rebounds	N/A		
Assists	N/A		
Blocks	N/A		
Steals	N/A		
Minutes	2	vs. Florida	1-5-23

NOTABLES

Stat	22-23	Career
Double Figure Pts	-	-
Double Figure Rebs	-	-
Double-Doubles	-	-
5 + Assists	-	-
5 + Blocks	-	-
5 + Steals	-	-
Led Team in Pts	-	-
Led Team in Reb	-	-
20 + Points	-	-
30+ Points	-	-

* Most Recent

GAME NOTES

- Scored first collegiate point at Little Rock where she had a free throw in six minutes played
- Has appeared in seven games as a true freshman, most recently against Florida
- Lone member of the fall 2021 signing class
- Recognized as a 2022 McDonald's All-American nominee
- Tabbed a four-time Oklahoman's Super 5 Honorable Mention choice
- As a senior at Mustang, averaged 12.3 points, 4.3 rebounds and 3.1 assists per game
- Only needed two years to eclipse 1,000 points, doing so as a sophomore

WHO IS KARLEY JOHNSON?

- One of eight children
- Hidden talent: can juggle
- Favorite TV show: Criminal Minds
- Pregame ritual: puts everything on left to right
- Has English bulldogs named Roxie and Gus and a cat named Toast

#20 JOHNSON, Karley

Opponent	Date	GS	MIN	Total		3-Pointers		Free throws		Rebounds				PF	A	TO	BLK	STL	PTS	AVG
				FG-FGA	PCT	3FG-3FGA	PCT	FT-FTA	PCT	OFF	DEF	TOT	AVG							
Central Ark.	11/11/2022		02:37	0-0	.000	0-0	.000	0-0	.000	0	0	0	0.0	0	0	0	0	0	0	0.0
Kent St.	11/17/2022		02:33	0-0	.000	0-0	.000	0-0	.000	0	1	1	0.5	0	0	0	0	0	0	0.0
at Little Rock	11/20/2022		06:19	0-0	.000	0-0	.000	1-2	.500	0	0	0	0.3	0	1	0	0	1	1	0.3
vs Kansas St.	11/26/2022		00:47	0-0	.000	0-0	.000	0-0	.000	0	0	0	0.3	0	0	0	0	0	0	0.3
Troy	12/01/2022		05:38	0-0	.000	0-0	.000	0-0	.000	1	0	1	0.4	0	0	0	0	0	0	0.2
Oral Roberts	12/04/2022		02:43	0-1	.000	0-0	.000	0-0	.000	0	0	0	0.3	0	0	0	0	0	0	0.2
Florida	01/05/2023		01:50	0-0	.000	0-0	.000	0-0	.000	0	0	0	0.3	1	0	0	0	0	0	0.1
Totals		0	22:27	0-1	.000	0-0	.000	1-2	.500	1	1	2	0.3	1	1	0	0	2	1	0.1

Player Averages

Games Played	Minutes/game	Points/game	FG Pct	3FG Pct	FT Pct	Rebounds/game	Assists/game	Turnovers/game	Assist/Turnover ratio	Steals/game	Blocks/game
7	3.2	0.1	0.0	0.0	50.0	0.3	0.1	0.0	1.0	0.3	0.0

CAREER STATISTICS

				Field Goals		3-Point		F-Throws		Rebounds									Scoring	
SEASON	TEAM	GP-GS	MIN/AVG	FG-FGA	FG%	3FG-3FGA	3FG%	FT-FTA	FT%	OFF	DEF	TOT	AVG	PF-FO	A	TO	BLK	STL	PTS	AVG
2022-23	Ark	7-0	22/3.2	0-1	.000	0-0	.000	1-2	.500	1	1	2	0.3	1-0	1	0	0	2	1	0.1
TOTAL		7-0	22/3.2	0-1	.000	0-0	.000	1-2	.500	1	1	2	0.3	1-0	1	0	0	2	1	0.1



21 Loren Lindsey | Fr. | 5-11 | G | Fayetteville, Ark. (Fayetteville HS)

LINDSEY BENCHMARK STATS

2022-23 SEASON HIGHS	Points	N/A
	FG Made	N/A
	FG Att.	N/A
	3FG Made	N/A
	3FG Att.	N/A
	FT Made	N/A
	FT Att.	N/A
	Off. Reb.	N/A
	Def. Reb.	N/A
	Rebounds	N/A
	Assists	N/A
	Blocks	N/A
	Steals	N/A
	Minutes	5 at Little Rock 11-20-22

CAREER HIGHS	Points	N/A
	FG Made	N/A
	FG Att.	N/A
	3FG Made	N/A
	3FG Att.	N/A
	FT Made	N/A
	FT Att.	N/A
	Off. Reb.	N/A
	Def. Reb.	N/A
	Rebounds	N/A
	Assists	N/A
	Blocks	N/A
	Steals	N/A
	Minutes	5 at Little Rock 11-20-22

SEC HIGHS	Points	N/A
	FG Made	N/A
	FG Att.	N/A
	3FG Made	N/A
	3FG Att.	N/A
	FT Made	N/A
	FT Att.	N/A
	Off. Reb.	N/A
	Def. Reb.	N/A
	Rebounds	N/A
	Assists	N/A
	Blocks	N/A
	Steals	N/A
	Minutes	2 vs. Florida 1-5-23

NOTABLES	Stat	22-23	Career
	Double Figure Pts	-	-
	Double Figure Rebs	-	-
	Double-Doubles	-	-
	5 + Assists	-	-
	5 + Blocks	-	-
	5 + Steals	-	-
	Led Team in Pts	-	-
	Led Team in Reb	-	-
	20 + Points	-	-
	30+ Points	-	-

* Most Recent

GAME NOTES

- Played season-high five minutes at Little Rock
- Made first collegiate appearance versus UCA and has appeared in six games this season
- One of two freshmen on the team
- Talented player out of Fayetteville High School, coming to Arkansas as a walk-on
- Tabbed to All-Conference 6A West All-Defensive Team
- Northwest Arkansas Democrat Gazette Player of the Week (Feb. 2, 2022)

WHO IS LOREN LINDSEY?

- Finance major
- Grew up in Northwest Arkansas so it was always a dream to play for the Razorbacks, especially with her granddad, dad, uncle and cousins all playing football here
- Favorite pair of shoes she owns is her Jordans
- Favorite food is hibachi and best restaurant in Fayetteville is Kobe
- Favorite movie: Hoosiers

#21 LINDSEY, Loren

Opponent	Date	GS	MIN	Total		3-Pointers		Free throws		Rebounds				PF	A	TO	BLK	STL	PTS	AVG
				FG-FGA	PCT	3FG-3FGA	PCT	FT-FTA	PCT	OFF	DEF	TOT	AVG							
Central Ark.	11/11/2022		01:11	0-0	.000	0-0	.000	0-0	.000	0	0	0	0.0	0	0	0	0	0	0	0.0
at Little Rock	11/20/2022		04:56	0-0	.000	0-0	.000	0-0	.000	0	0	0	0.0	0	0	0	0	0	0	0.0
vs Kansas St.	11/26/2022		00:47	0-0	.000	0-0	.000	0-0	.000	0	0	0	0.0	0	0	0	0	0	0	0.0
Troy	12/01/2022		02:13	0-0	.000	0-0	.000	0-0	.000	0	0	0	0.0	0	0	0	0	0	0	0.0
Oral Roberts	12/04/2022		02:06	0-0	.000	0-0	.000	0-0	.000	0	0	0	0.0	0	0	0	0	0	0	0.0
Florida	01/05/2023		01:38	0-0	.000	0-0	.000	0-0	.000	0	0	0	0.0	0	0	0	0	0	0	0.0
Totals		0	12:51	0-0	.000	0-0	.000	0-0	.000	0	0	0	0.0	0	0	0	0	0	0	0.0

Player Averages

Games Played	Minutes/game	Points/game	FG Pct	3FG Pct	FT Pct	Rebounds/game	Assists/game	Turnovers/game	Assist/Turnover ratio	Steals/game	Blocks/game
6	2.1	0.0	0.0	0.0	0.0	0.0	0.0	0.0	0.0	0.0	0.0

CAREER STATISTICS

				Field Goals		3-Point		F-Throws		Rebounds				Scoring						
SEASON	TEAM	GP-GS	MIN/AVG	FG-FGA	FG%	3FG-3FGA	3FG%	FT-FTA	FT%	OFF	DEF	TOT	AVG	PF-FO	A	TO	BLK	STL	PTS	AVG
2022-23	Ark	6-0	13/2.1	0-0	.000	0-0	.000	0-0	.000	0	0	0	0.0	0-0	0	0	0	0	0	0.0
TOTAL		6-0	13/2.1	0-0	.000	0-0	.000	0-0	.000	0	0	0	0.0	0-0	0	0	0	0	0	0.0



22 Avery Hughes | Sr. | 5-7 | G | Bentonville, Ark. (Bentonville HS)

HUGHES BENCHMARK STATS

2022-23 SEASON HIGHS

Points	4	vs. Troy	12-1-22
FG Made	1	vs. Troy	12-1-22
FG Att.	2	vs. Kent State	11-17-22
3FG Made	N/A		
3FG Att.	N/A		
FT Made	2	vs. Florida	1-5-22*
FT Att.	4	vs. Florida	1-5-22
Off. Reb.	N/A		
Def. Reb.	N/A		
Rebounds	N/A		
Assists	1	vs. Kent State	11-17-22
Blocks	N/A		
Steals	N/A		
Minutes	5	at Little Rock	11-20-22

CAREER HIGHS

Points	6	vs. UAPB	12-21-20*
FG Made	2	vs. UAPB	12-21-20*
FG Att.	4	vs. Tulsa	12-11-19
3FG Made	2	vs. UAPB	12-21-20*
3FG Att.	3	vs. Tulsa	12-11-19
FT Made	2	vs. Troy	12-1-22*
FT Att.	2	vs. Oral Roberts	12-4-22*
Off. Reb.	N/A		
Def. Reb.	1	vs. Kentucky	2-20-22*
Rebounds	1	vs. Kentucky	2-20-22*
Assists	2	vs. UAPB	12-21-20*
Blocks	N/A		
Steals	1	vs. ULM	12-3-20*
Minutes	10	vs. UAPB	12-21-20*

SEC HIGHS

Points	3	vs. Alabama	2-28-21
FG Made	1	at Ole Miss	2-16-20
FG Att.	1	vs. LSU	1-27-22*
3FG Made	N/A		
3FG Att.	1	vs. LSU	1-27-22*
FT Made	3	vs. Alabama	2-28-21
FT Att.	3	vs. Alabama	2-28-21
Off. Reb.	N/A		
Def. Reb.	1	vs. Kentucky	2-20-22
Rebounds	1	vs. Kentucky	2-20-22
Assists	N/A		
Blocks	N/A		
Steals	N/A		
Minutes	4	at Vanderbilt	1-19-20

NOTABLES

Stat	19-20	20-21	21-22	22-23	Career
Double Figure Pts	-	-	-	-	-
Double Figure Rebs	-	-	-	-	-
Double-Doubles	-	-	-	-	-
5 + Assists	-	-	-	-	-
5 + Blocks	-	-	-	-	-
5 + Steals	-	-	-	-	-
Led Team in Pts	-	-	-	-	-
Led Team in Reb	-	-	-	-	-
20 + Points	-	-	-	-	-
30+ Points	-	-	-	-	-

* Most Recent

GAME NOTES

- Appeared in the game at end of the first quarter at Auburn for her ninth appearance of the year
- Logged two points against Florida, gathering her points at the free throw line
- Former walk-on who earned a scholarship prior to the 2021-22 season
- Appeared in 14 games last season
- Dropped a career-best six points on UAPB, hitting two threes in 2020-21
- Finished her career as Bentonville's second leading scorer and set single game records for points (34) and free throws (20-for-22)
- Honors include All-Arkansas Second-Team, All-Northwest Arkansas First-Team, Gatorade Player of the Week, two KURM Dream Team selections and team captain honors as a senior

WHO IS AVERY HUGHES?

- Nursing major
- Her proudest accomplishment is earning a scholarship as a walk-on
- Mother played basketball at Arkansas State
- Ran track and was a two-time state champion
- Calls the Arkansas faithful the best fans in the world
- Loves playing for Coach Neighbors because he lets the team make decisions for themselves, which helps her grow into the person she wants to be

#22 HUGHES, Avery


Opponent	Date	GS	MIN	Total		3-Pointers		Free throws		Rebounds				PF	A	TO	BLK	STL	PTS	AVG
				FG-FGA	PCT	3FG-3FGA	PCT	FT-FTA	PCT	OFF	DEF	TOT	AVG							
Kent St.	11/17/2022		03:17	0-2	.000	0-0	.000	0-0	.000	0	0	0	0.0	0	1	1	0	0	0	0.0
at Little Rock	11/20/2022		05:04	0-1	.000	0-0	.000	2-2	1.000	0	0	0	0.0	2	0	0	0	0	2	1.0
vs Kansas St.	11/26/2022		00:47	0-0	.000	0-0	.000	0-0	.000	0	0	0	0.0	1	0	0	0	0	0	0.7
Troy	12/01/2022		03:22	1-1	1.000	0-0	.000	2-2	1.000	0	0	0	0.0	0	0	0	0	0	4	1.5
Oral Roberts	12/04/2022		03:52	0-0	.000	0-0	.000	1-2	.500	0	0	0	0.0	0	1	0	0	0	1	1.4
LSU	12/29/2022		02:31	0-0	.000	0-0	.000	0-0	.000	0	0	0	0.0	0	0	0	0	0	0	1.2
at Kentucky	01/01/2023		00:40	0-0	.000	0-0	.000	0-0	.000	0	0	0	0.0	0	0	0	0	0	0	1.0
Florida	01/05/2023		02:43	0-0	.000	0-0	.000	2-4	.500	0	0	0	0.0	0	0	0	0	0	2	1.1
at Auburn	02/05/2023		00:08	0-0	.000	0-0	.000	0-0	.000	0	0	0	0.0	0	0	0	0	0	0	1.0
Totals		0	22:24	1-4	.250	0-0	.000	7-10	.700	0	0	0	0.0	3	1	3	0	0	9	1.0

Player Averages

Games Played	Minutes/game	Points/game	FG Pct	3FG Pct	FT Pct	Rebounds/game	Assists/game	Turnovers/game	Assist/Turnover ratio	Steals/game	Blocks/game
9	2.5	1.0	25.0	0.0	70.0	0.0	0.1	0.3		0.3	0.0

CAREER STATISTICS

				Field Goals		3-Point		F-Throws		Rebounds										Scoring	
SEASON	TEAM	GP-GS	MIN/AVG	FG-FGA	FG%	3FG-3FGA	3FG%	FT-FTA	FT%	OFF	DEF	TOT	AVG	PF-FO	A	TO	BLK	STL	PTS	AVG	
2019-20	Ark	14-0	50/3.6	8-16	.500	3-9	.333	1-1	1.000	0	0	0	0.0	8-0	2	8	0	0	20	1.4	
2020-21	Ark	7-0	45/6.4	3-7	.429	3-6	.500	3-3	1.000	0	2	2	0.3	2-0	5	3	0	2	12	1.7	
2021-22	Ark	14-0	38/2.7	0-4	.000	0-2	.000	1-2	.500	0	2	2	0.1	3-0	2	2	0	1	1	0.1	
2022-23	Ark	9-0	22/2.5	1-4	.250	0-0	.000	7-10	.700	0	0	0	0.0	3-0	1	3	0	0	9	1.0	
TOTAL		44-0	156/3.5	12-31	.387	6-17	.353	12-16	.750	0	4	4	0.1	16-0	10	16	0	3	42	1.0	



24 Jersey Wolfenbarger | So. | 6-5 | G/F | Fort Smith, Ark. (Northside HS)

WOLFENBARGER BENCHMARK STATS

Points	15	vs. A-State	12-11-22
FG Made	4	vs. A-State	12-11-22*
FG Att.	9	vs. Lamar	12-8-22
3FG Made	3	vs. Troy	12-1-22
3FG Att.	5	vs. Troy	12-1-22
FT Made	5	vs. A-State	12-11-22*
FT Att.	6	vs. A-State	12-11-22
Off. Reb.	4	at UAPB	11-7-22
Def. Reb.	9	vs. Oral Roberts	12-4-22
Rebounds	12	vs. Oral Roberts	12-4-22
Assists	1	at #1/1 SC	1-22-23*
Blocks	4	vs. Oral Roberts	12-4-22
Steals	2	vs. Lamar	12-8-22
Minutes	36	vs. A-State	12-11-22

Points	16	vs. UCA	12-18-21*
FG Made	7	vs. UCA	12-18-21
FG Att.	14	vs. #25 Georgia	2-24-22
3FG Made	3	vs. Troy	12-1-22*
3FG Att.	11	at #7 Tennessee	1-31-22
FT Made	5	vs. A-State	12-11-22*
FT Att.	6	at A-State	12-11-22*
Off. Reb.	4	at UAPB	11-7-22*
Def. Reb.	9	vs. Oral Roberts	12-4-22
Rebounds	12	vs. Oral Roberts	12-4-22
Assists	4	vs. #12 LSU	1-27-22
Blocks	4	vs. Oral Roberts	12-4-22
Steals	3	vs. Missouri	3-3-22*
Minutes	36	vs. A-State	12-11-21

Points	13	at Miss. State	2-27-22
FG Made	6	at Miss. State	2-27-22*
FG Att.	14	vs. #25 Georgia	2-24-22
3FG Made	3	at #7 Tennessee	1-31-22*
3FG Att.	11	at #7 Tennessee	1-31-22
FT Made	3	vs. Missouri	3-3-22*
FT Att.	6	at Florida	2-17-22
Off. Reb.	3	vs. #9/9 LSU	12-29-22*
Def. Reb.	8	at Missouri	2-13-22
Rebounds	11	at Missouri	2-13-22
Assists	4	vs. #12 LSU	1-27-22
Blocks	3	vs. #1 SC	3-4-22
Steals	3	vs. Missouri	3-3-22*
Minutes	30	at Missouri	2-13-22

Stat	21-22	22-23	Career
Double Figure Pts	12	2	14
Double Figure Rebs	2	1	3
Double-Doubles	2	-	2
5+ Assists	-	-	-
5+ Blocks	-	-	-
5+ Steals	-	-	-
Led Team in Pts	-	-	-
Led Team in Reb	4	1	5
20+ Points	-	-	-
30+ Points	-	-	-

* Most Recent

GAME NOTES

- Logged seven minutes at Vanderbilt
- Back at her normal position this season after playing post all year as a freshman
- Started in three games and averaged 9.3 points, 8.0 rebounds and 2.7 blocks per game through that stretch
- Tabbed to the SEC All-Freshman team
- Registered back-to-back double-doubles (at Missouri, 12p-11r and at Texas A&M, 12p-10r)
- Averaged 7.5 points, 4.3 rebounds, 1.1 assists and 0.9 blocks per game in her first season
- No. 7 overall recruit and No. 1 wing player in the ESPN HoopGurlz 2021 recruiting rankings at the time of her signing and a consensus five-star player out of Northside High School
- Arkansas' first McDonald's All-American signee since 2016
- One of five finalists for the Jersey Mike's Naismith High School Player of the Year Award
- Arkansas' Gatorade Player of the year in 2020 and 2021

WHO IS JERSEY WOLFENBARGER?

- Started playing when she was 5 at a local rec team in Missouri and her parents coached her
- Grew 13 inches from the time she was offered by Mike Neighbors to when she stepped foot on campus
- Most proud accomplishments in basketball are playing for Team USA at the Fiba World Championship and being a Razorback
- Her favorite thing about last season was Coach Todd saying his favorite thing about freshmen is they become sophomores
- Chose Arkansas because of the genuine coaching staff and to play for one of the best fanbases in the SEC
- Loves all thing natural like hiking, swimming and anything outdoors

#24 WOLFENBARGER, Jersey

Opponent	Date	GS	MIN	Total		3-Pointers		Free throws		Rebounds				PF	A	TO	BLK	STL	PTS	AVG	
				FG-FGA	PCT	3FG-3FGA	PCT	FT-FTA	PCT	OFF	DEF	TOT	AVG								
at Ark.-Pine Bluff	11/07/2022		20:37	2-7	.286	0-0	.000	3-4	.750	4	3	7	7.0	1	0	2	0	1	7	7.0	
Central Ark.	11/11/2022		20:20	2-6	.333	1-3	.333	0-1	.000	0	1	1	4.0	2	0	0	0	0	5	6.0	
Tulsa	11/14/2022		10:31	1-3	.333	0-2	.000	0-0	.000	0	0	0	2.7	2	0	0	0	0	2	4.7	
Kent St.	11/17/2022		18:13	2-6	.333	0-2	.000	0-0	.000	1	5	6	3.5	1	0	0	0	1	4	4.5	
at Little Rock	11/20/2022		17:05	2-6	.333	1-2	.500	1-2	.500	1	4	5	3.8	1	1	0	0	0	6	4.8	
vs Northern Ariz.	11/24/2022		10:44	1-4	.250	0-2	.000	0-1	.000	1	3	4	3.8	1	0	0	0	0	2	4.3	
vs Clemson	11/25/2022		10:51	0-2	.000	0-2	.000	1-2	.500	1	3	4	3.9	1	1	2	0	0	1	3.9	
vs Kansas St.	11/26/2022		10:33	0-2	.000	0-1	.000	1-2	.500	0	2	2	3.6	2	0	0	0	0	1	3.5	
Troy	12/01/2022		20:46	4-7	.571	3-5	.600	0-2	.000	2	1	3	3.6	1	0	0	2	1	11	4.3	
Oral Roberts	12/04/2022	*	32:30	2-5	.400	0-2	.000	5-5	1.000	3	9	12	4.4	1	1	2	4	0	9	4.8	
Lamar University	12/08/2022	*	32:20	2-9	.222	0-3	.000	0-0	.000	3	3	6	4.5	1	0	1	3	2	4	4.7	
Arkansas St.	12/11/2022	*	35:49	4-8	.500	2-3	.667	5-6	.833	2	4	6	4.7	2	0	1	1	0	15	5.6	
at Creighton	12/17/2022		14:51	0-1	.000	0-1	.000	0-0	.000	1	2	3	4.5	1	0	0	0	0	0	5.2	
LSU	12/29/2022		24:09	0-4	.000	0-1	.000	1-2	.500	3	3	6	4.6	1	0	2	2	1	1	4.9	
at Kentucky	01/01/2023		14:55	2-5	.400	0-0	.000	0-0	.000	0	3	3	4.5	2	0	2	0	0	4	4.8	
Florida	01/05/2023		17:47	3-5	.600	0-1	.000	2-2	1.000	1	6	7	4.7	3	1	1	1	1	8	5.0	
at Missouri	01/08/2023		12:47	1-3	.333	0-1	.000	0-0	.000	1	2	3	4.6	0	0	0	1	0	2	4.8	
Vanderbilt	01/16/2023		09:35	0-0	.000	0-0	.000	0-0	.000	0	1	1	4.4	1	1	0	0	0	0	4.6	
at LSU	01/19/2023		12:47	2-3	.667	0-0	.000	0-0	.000	1	2	3	4.3	3	0	1	0	0	4	4.5	
at South Carolina	01/22/2023		19:13	1-4	.250	0-2	.000	0-0	.000	0	3	3	4.3	1	1	2	2	0	2	4.4	
Alabama	01/26/2023		07:44	0-0	.000	0-0	.000	0-0	.000	0	0	0	4.0	0	0	0	0	0	0	4.2	
Ole Miss	01/29/2023		03:05	0-0	.000	0-0	.000	0-0	.000	0	1	1	3.9	1	0	2	0	0	0	4.0	
at Auburn	02/05/2023		08:11	1-1	1.000	0-0	.000	2-2	1.000	1	1	2	3.8	2	0	0	0	0	4	4.0	
at Vanderbilt	02/09/2023		06:56	0-2	.000	0-2	.000	0-0	.000	0	0	0	3.7	0	0	0	0	0	0	3.8	
Totals			3	392:18	32-93	.344	7-35	.200	21-31	.677	26	62	88	3.7	31	6	18	16	7	92	3.8

Player Averages

Games Played	Minutes/game	Points/game	FG Pct	3FG Pct	FT Pct	Rebounds/game	Assists/game	Turnovers/game	Assist/Turnover ratio	Steals/game	Blocks/game
24	16.3	3.8	34.4	20.0	67.7	3.7	0.3	0.8	0.3	0.3	0.7

CAREER STATISTICS

				Field Goals		3-Point		F-Throws		Rebounds								Scoring		
SEASON	TEAM	GP-GS	MIN/AVG	FG-FGA	FG%	3FG-3FGA	3FG%	FT-FTA	FT%	OFF	DEF	TOT	AVG	PF-FO	A	TO	BLK	STL	PTS	AVG
2021-22	Ark	30-23	666/22.2	87-215	.405	17-70	.243	34-71	.479	37	93	130	4.3	76-2	32	37	27	21	225	7.5
2022-23	Ark	24-3	392/16.3	32-93	.344	7-35	.200	21-31	.677	26	62	88	3.7	31-0	6	18	16	7	92	3.8
TOTAL		54-26	1059/19.6	119-308	.386	24-105	.229	55-102	.539	63	155	218	4.0	107-2	38	55	43	28	317	5.9



30 Maryam Dauda | R-Fr. | 6-4 | F | Bentonville, Ark. (Bentonville HS)

DAUDA BENCHMARK STATS			
Points	11	at #3/4 LSU	1-19-23*
FG Made	5	at #3/4 LSU	1-19-23*
FG Att.	11	vs. Oral Roberts	12-4-22
3FG Made	1	at #3/4 LSU	1-19-23*
3FG Att.	4	at #1/1 SC	1-22-23*
FT Made	3	vs. A-State	12-11-22
FT Att.	4	vs. A-State	12-11-22*
Off. Reb.	6	vs. A-State	12-11-22
Def. Reb.	7	vs. Troy	12-1-22
Rebounds	8	vs. A-State	12-11-22*
Assists	3	vs. Florida	1-5-23
Blocks	2	at #1/1 SC	1-22-23*
Steals	2	vs. Lamar	12-8-22
Minutes	22	vs. A-State	12-11-22*

2021-22 SEASON HIGHS			
Points	11	vs. A-State	12-11-22
FG Made	5	vs. Oral Roberts	12-4-22
FG Att.	11	vs. Oral Roberts	12-4-22
3FG Made	1	vs. #9/9 LSU	12-29-22*
3FG Att.	3	vs. Oral Roberts	12-4-22
FT Made	3	vs. A-State	12-11-22
FT Att.	4	vs. A-State	12-11-22*
Off. Reb.	6	vs. A-State	12-11-22
Def. Reb.	7	vs. Troy	12-1-22
Rebounds	8	vs. A-State	12-11-22*
Assists	3	vs. Florida	1-5-23
Blocks	2	at Kentucky	1-1-23*
Steals	2	vs. Lamar	12-8-22
Minutes	22	vs. A-State	12-11-22*

CAREER HIGHS			
Points	11	at #3/4 LSU	1-19-23
FG Made	5	at #3/4 LSU	1-19-23
FG Att.	8	at #1/1 SC	1-22-23
3FG Made	1	at #3/4 LSU	1-19-23*
3FG Att.	4	at #1/1 SC	1-22-23
FT Made	2	vs. Ole Miss	1-29-23
FT Att.	2	vs. Ole Miss	1-29-23
Off. Reb.	3	at #3/4 LSU	1-19-23
Def. Reb.	2	at #1/1 SC	1-22-23
Rebounds	4	at #3/4 LSU	1-19-23
Assists	3	vs. Florida	1-5-23
Blocks	2	at #1/1 SC	1-22-23*
Steals	1	vs. Alabama	1-26-23
Minutes	16	vs. #9/9 LSU	12-29-22

SEC HIGHS			
Points	11	at #3/4 LSU	1-19-23
FG Made	5	at #3/4 LSU	1-19-23
FG Att.	8	at #1/1 SC	1-22-23
3FG Made	1	at #3/4 LSU	1-19-23*
3FG Att.	4	at #1/1 SC	1-22-23
FT Made	2	vs. Ole Miss	1-29-23
FT Att.	2	vs. Ole Miss	1-29-23
Off. Reb.	3	at #3/4 LSU	1-19-23
Def. Reb.	2	at #1/1 SC	1-22-23
Rebounds	4	at #3/4 LSU	1-19-23
Assists	3	vs. Florida	1-5-23
Blocks	2	at #1/1 SC	1-22-23*
Steals	1	vs. Alabama	1-26-23
Minutes	16	vs. #9/9 LSU	12-29-22

NOTABLES			
Stat	21-22	22-23	Career
Double Figure Pts	-	4	4
Double Figure Rebs	-	-	-
Double-Doubles	-	-	-
5 + Assists	-	-	-
5 + Blocks	-	-	-
5 + Steals	-	-	-
Led Team in Pts	-	-	-
Led Team in Reb	-	-	-
20 + Points	-	-	-
30+ Points	-	-	-

* Most Recent

GAME NOTES

- Did not see action at Vanderbilt
- Played her most efficient game of the year at No. 3/4 LSU, matching career-high 11 points with four rebounds (three offensive), two assists and two blocks in 13 minutes
- Has scored in all but five games this season
- Logged 11 points and eight rebounds against Arkansas State for her third double-digit scoring game
- Sat out during the 2021-22 season, recovering from ACL injury
- The 13th ranked player and top ranked post player in the ESPN HoopGurlz 2021 recruiting rankings at the time of her signing
- Consensus five star recruit out of Bentonville High School
- McDonald's All-American in 2021
- Naismith High School Player of the Year Semifinalist following her senior season

WHO IS MARYAM DAUDA?

- Majoring in international business
- Born in Nigeria and moved to the U.S. when she was 12
- Father played professional basketball in Belgium
- Favorite pair of shoes: Air Jordan 11 'Cool Grey'
- Favorite TV show: Gilmore Girls

#30 DAUDA, Maryam

Opponent	Date	GS	MIN	Total		3-Pointers		Free throws		Rebounds				PF	A	TO	BLK	STL	PTS	AVG	
				FG-FGA	PCT	3FG-3FGA	PCT	FT-FTA	PCT	OFF	DEF	TOT	AVG								
at Ark.-Pine Bluff	11/07/2022		14:30	1-3	.333	0-0	.000	2-4	.500	2	1	3	3.0	4	1	1	1	1	4	4.0	
Central Ark.	11/11/2022		17:06	4-6	.667	0-0	.000	2-3	.667	3	2	5	4.0	3	0	2	1	1	10	7.0	
Tulsa	11/14/2022		09:28	1-2	.500	1-2	.500	0-0	.000	2	1	3	3.7	1	0	2	0	0	3	5.7	
Kent St.	11/17/2022		18:58	2-5	.400	0-0	.000	2-4	.500	2	3	5	4.0	3	1	2	0	0	6	5.8	
at Little Rock	11/20/2022		14:55	3-5	.600	1-1	1.000	0-0	.000	1	3	4	4.0	4	2	2	1	1	7	6.0	
vs Northern Ariz.	11/24/2022		16:23	2-3	.667	0-1	.000	1-2	.500	2	2	4	4.0	1	1	2	3	0	5	5.8	
vs Clemson	11/25/2022		14:27	0-2	.000	0-0	.000	0-0	.000	2	1	3	3.9	0	0	0	0	0	0	5.0	
vs Kansas St.	11/26/2022		11:16	1-2	.500	1-1	1.000	2-2	1.000	2	2	4	3.9	2	0	2	0	0	5	5.0	
Troy	12/01/2022		20:50	0-6	.000	0-1	.000	0-0	.000	0	7	7	4.2	4	0	1	0	0	0	4.4	
Oral Roberts	12/04/2022		22:08	5-11	.455	0-3	.000	0-0	.000	3	5	8	4.6	3	1	0	2	0	10	5.0	
Lamar University	12/08/2022		06:09	1-1	1.000	0-0	.000	0-0	.000	0	0	0	4.2	1	0	2	0	2	2	4.7	
Arkansas St.	12/11/2022		21:35	4-10	.400	0-0	.000	3-4	.750	6	2	8	4.5	1	1	2	0	1	11	5.3	
at Creighton	12/17/2022		10:25	1-2	.500	1-2	.500	1-2	.500	0	1	1	4.2	1	1	3	0	0	4	5.2	
vs Oregon	12/20/2022		11:49	3-7	.429	0-0	.000	0-0	.000	1	0	1	4.0	3	1	0	2	0	6	5.2	
vs South Fla.	12/21/2022		05:33	1-1	1.000	0-0	.000	0-0	.000	0	0	0	3.7	4	1	3	2	0	2	5.0	
LSU	12/29/2022		16:22	1-6	.167	1-2	.500	0-0	.000	1	1	2	3.6	2	0	1	0	1	3	4.9	
at Kentucky	01/01/2023		10:43	1-1	1.000	0-0	.000	0-0	.000	1	2	3	3.6	1	1	0	2	0	2	4.7	
Florida	01/05/2023		15:20	0-3	.000	0-1	.000	0-0	.000	0	1	1	3.4	2	3	0	0	0	0	4.4	
at Missouri	01/08/2023		03:19	0-1	.000	0-0	.000	0-0	.000	1	0	1	3.3	1	0	2	0	0	0	4.2	
Vanderbilt	01/16/2023		05:31	1-1	1.000	0-0	.000	0-0	.000	1	0	1	3.2	1	0	1	1	0	2	4.1	
at LSU	01/19/2023		12:57	5-7	.714	1-3	.333	0-0	.000	3	1	4	3.2	2	2	2	2	0	11	4.4	
at South Carolina	01/22/2023		19:02	2-8	.250	0-4	.000	1-1	1.000	0	2	2	3.2	2	0	1	2	0	5	4.5	
Alabama	01/26/2023		06:02	1-3	.333	0-1	.000	1-1	1.000	0	0	0	3.0	0	0	0	0	1	3	4.4	
Ole Miss	01/29/2023		02:18	0-0	.000	0-0	.000	2-2	1.000	0	0	0	2.9	0	0	2	0	0	2	4.3	
at Auburn	02/05/2023		01:30	0-0	.000	0-0	.000	0-0	.000	0	0	0	2.8	2	0	2	0	0	0	4.1	
Totals			0	308:37	40-96	.417	6-22	.273	17-25	.680	33	37	70	2.8	48	16	35	19	8	103	4.1

Player Averages

Games Played	Minutes/ game	Points/ game	FG Pct	3FG Pct	FT Pct	Rebounds/ game	Assists/ game	Turnovers/ game	Assist/Turnover ratio	Steals/ game	Blocks/ game
25	12.3	4.1	41.7	27.3	68.0	2.8	0.6	1.4	0.5	0.3	0.8

CAREER STATISTICS

				Field Goals		3-Point		F-Throws		Rebounds									Scoring	
SEASON	TEAM	GP-GS	MIN/AVG	FG-FGA	FG%	3FG-3FGA	3FG%	FT-FTA	FT%	OFF	DEF	TOT	AVG	PF-FO	A	TO	BLK	STL	PTS	AVG
2022-23	Ark	25-0	309/12.3	40-96	.417	6-22	.273	17-25	.680	33	37	70	2.8	48-0	16	35	19	8	103	4.1
TOTAL		25-0	309/12.3	40-96	.417	6-22	.273	17-25	.680	33	37	70	2.8	48-0	16	35	19	8	103	4.1



34 Chrissy Carr | R-Sr. | 6-1 | G | Eden Prairie, Minn. (Manhattan [Kan.]) | Syracuse

CARR BENCHMARK STATS

Points	22	at Little Rock	11-20-22
FG Made	7	at Vanderbilt	2-9-23*
FG Att.	17	vs. Oral Roberts	12-4-22
3FG Made	5	vs. #25 K-State	11-26-22
3FG Att.	12	vs. Oral Roberts	12-4-22
FT Made	6	vs. Lamar	12-8-22
FT Att.	8	vs. Lamar	12-8-22
Off. Reb.	3	vs. NAU	11-24-22
Def. Reb.	8	vs. UCA	11-11-22
Rebounds	8	vs. UCA	11-11-22
Assists	3	vs. #16 Oregon	12-20-22
Blocks	3	at #1/1 SC	1-22-23
Steals	2	at #3/4 LSU	1-19-23*
Minutes	37	at Vanderbilt	2-9-23

GAME NOTES

- Shot the ball well at Vanderbilt with 18 points and five rebounds
- Surpassed 500 rebounds in her career during first game vs. Vanderbilt
- Leads team with 56 3-pointers with her 2.2 triples per game ranked sixth in the SEC and her 168 3-point attempts second in the conference and No. 35 in the country
- Among active NCAA players, sits No. 13 in career 3-pointers (282) and 62 in scoring (1,593)
- Tabbed to Paradise Jam Reef All-Tournament Team, averaging 14.7 points and 5.0 rebounds per game
- Named No. 24 best transfer, according to ESPN
- Across five seasons, has started in 139 of 141 career games
- Was third on the team in scoring at Syracuse (11.7 PPG)
- Her best season came in her junior year at Kansas State, averaging 15.2 points, 4.9 rebounds and 1.8 assists per game
- Career-high of 31 points against TCU (3-1-21) marked one of 14 games she has launched 20+ points

WHO IS CHRISSY CARR?

- Wears #34 because it's #43 flipped and it was her dad's (Chris Carr) number in the NBA
- Comes from a basketball family, as her father, Chris, played six seasons in the NBA and lost to Kobe Bryant in the 1997 dunk contest, and her brother, Cameron, just signed to play basketball at Tennessee
- If she feels like she isn't playing well, she'll change her hair at halftime
- Chose Arkansas for family atmosphere and coaches and loved Fayetteville
- Favorite pair of shoes: Nike Dunks
- Favorite TV show: How to Get Away with Murder

2022-23 SEASON HIGHS

Points	31	vs. TCU^	3-1-21
FG Made	9	at Kansas^	1-23-21
FG Att.	20	at West Virginia^	3-3-21*
3FG Made	5	vs. Clemson	11-25-22*
3FG Att.	13	at TCU^	2-2-20
FT Made	11	vs. TCU^	3-1-21
FT Att.	12	vs. TCU^	3-1-21
Off. Reb.	4	at Kansas^	1-23-21
Def. Reb.	10	vs. Texas Tech^	2-24-21
Rebounds	15	vs. Morgan St. #	11-17-21
Assists	5	vs. Iowa State^	1-28-21
Blocks	3	at #1/1 SC	1-22-23*
Steals	4	vs. Morgan St. #	11-17-21*
Minutes	43	vs. UTRGV^	12-28-19
^ at Kansas State	# at Syracuse		

CAREER HIGHS

Points	18	at Vanderbilt	2-9-23
FG Made	7	at Vanderbilt	2-9-23
FG Att.	15	vs. Florida	1-5-23
3FG Made	4	at Missouri	1-8-23*
3FG Att.	8	at Vanderbilt	2-9-23*
FT Made	3	at #3/4 LSU	1-19-23
FT Att.	4	at Auburn	2-5-23*
Off. Reb.	2	at Auburn	2-5-23
Def. Reb.	4	at Vanderbilt	2-9-23*
Rebounds	5	at Vanderbilt	2-9-23
Assists	2	vs. Alabama	1-26-23*
Blocks	3	at #1/1 SC	1-22-23
Steals	2	at #3/4 LSU	1-19-23*
Minutes	37	at Vanderbilt	2-9-23

SEC HIGHS

Stat	18-19	19-20	20-21	21-22	22-23	Career
Double Figure Pts	13	13	20	18	15	79
Double Figure Rebs	-	-	2	1	-	3
Double-Doubles	-	-	2	1	-	3
5+ Assists	-	-	3	-	-	3
5+ Blocks	-	-	-	-	-	-
5+ Steals	-	-	-	-	-	-
Led Team in Pts	3	5	9	9	4	30
Led Team in Reb	2	-	6	4	1	13
20+ Points	4	4	5	-	1	14
30+ Points	-	-	1	-	-	1

NOTABLES

* Most Recent

#34 CARR, Chrissy

			Total			3-Pointers		Free throws		Rebounds											
Opponent	Date	GS	MIN	FG-FGA	PCT	3FG-3FGA	PCT	FT-FTA	PCT	OFF	DEF	TOT	AVG	PF	A	TO	BLK	STL	PTS	AVG	
at Ark.-Pine Bluff	11/07/2022	*	19:49	3-8	.375	2-5	.400	2-2	1.000	2	1	3	3.0	0	0	0	0	0	10.0	10.0	
Central Ark.	11/11/2022	*	25:25	2-8	.250	2-6	.333	2-2	1.000	0	8	8	5.5	1	0	3	0	1	8	9.0	
Tulsa	11/14/2022	*	22:32	1-9	.111	1-8	.125	0-0	.000	2	4	6	5.7	0	0	2	1	0	3	7.0	
Kent St.	11/17/2022	*	25:55	4-7	.571	2-4	.500	2-2	1.000	0	4	4	5.3	2	1	0	0	0	12	8.3	
at Little Rock	11/20/2022	*	23:57	7-10	.700	4-6	.667	4-4	1.000	1	1	2	4.6	2	0	2	0	0	22	11.0	
vs Northern Ariz.	11/24/2022	*	25:46	2-8	.250	0-4	.000	3-4	.750	3	4	7	5.0	3	0	2	0	0	7	10.3	
vs Clemson	11/25/2022	*	30:43	6-13	.462	5-10	.500	2-2	1.000	1	3	4	4.9	3	1	1	0	1	19	11.6	
vs Kansas St.	11/26/2022	*	29:54	7-12	.583	3-8	.375	1-2	.500	0	4	4	4.8	0	0	0	0	0	18	12.4	
Troy	12/01/2022	*	25:43	5-14	.357	2-9	.222	2-2	1.000	1	2	3	4.6	2	0	0	0	1	14	12.6	
Oral Roberts	12/04/2022	*	35:04	6-17	.353	3-12	.250	0-0	.000	1	4	5	4.6	2	1	2	0	0	15	12.8	
Lamar University	12/08/2022	*	35:42	4-9	.444	4-9	.444	6-8	.750	1	1	2	4.4	2	0	1	0	0	18	13.3	
Arkansas St.	12/11/2022	*	28:20	3-14	.214	2-10	.200	2-2	1.000	0	6	6	4.5	2	0	0	0	1	10	13.0	
at Creighton	12/17/2022	*	15:20	0-3	.000	0-3	.000	4-4	1.000	0	2	2	4.3	2	0	0	0	1	4	12.3	
vs Oregon	12/20/2022	*	28:27	1-5	.200	1-5	.200	0-0	.000	0	1	1	4.1	0	3	1	0	1	3	11.6	
vs South Fla.	12/21/2022	*	36:32	3-9	.333	2-5	.400	2-2	1.000	1	2	3	4.0	1	0	0	0	1	10	11.5	
LSU	12/29/2022	*	29:00	3-10	.300	0-6	.000	0-0	.000	1	3	4	4.0	3	1	2	0	2	6	11.2	
at Kentucky	01/01/2023	*	24:55	3-10	.300	2-8	.250	0-0	.000	0	4	4	4.0	2	1	3	0	1	8	11.0	
Florida	01/05/2023	*	31:18	6-15	.400	2-7	.286	2-2	1.000	1	0	1	3.8	2	1	1	0	0	16	11.3	
at Missouri	01/08/2023	*	27:25	5-10	.500	4-6	.667	2-2	1.000	0	4	4	3.8	2	1	0	0	0	16	11.5	
Vanderbilt	01/16/2023	*	27:54	4-7	.571	3-6	.500	0-0	.000	0	4	4	3.9	3	0	1	2	1	11	11.5	
at LSU	01/19/2023	*	29:34	3-8	.375	3-6	.500	3-4	.750	0	2	2	3.8	2	2	2	1	2	12	11.5	
at South Carolina	01/22/2023	*	23:39	2-8	.250	2-7	.286	0-0	.000	0	2	2	3.7	3	0	0	3	1	6	11.3	
Alabama	01/26/2023	*	24:37	2-6	.333	2-4	.500	0-0	.000	0	2	2	3.6	3	2	1	1	1	6	11.0	
Ole Miss	01/29/2023	*	33:38	1-3	.333	1-2	.500	1-2	.500	0	3	3	3.6	5	0	1	1	0	4	10.8	
at Auburn	02/05/2023	*	24:45	2-7	.286	1-4	.250	2-4	.500	2	1	3	3.6	4	1	1	0	1	7	10.6	
at Vanderbilt	02/09/2023	*	36:48	7-13	.538	3-8	.375	1-2	.500	1	4	5	3.6	3	0	2	0	1	18	10.9	
Totals			26	722:41	92-243	.379	56-168	.333	43-52	.827	18	76	94	3.6	54	15	28	9	17	283	10.9

Player Averages

Games Played	Minutes/game	Points/game	FG Pct	3FG Pct	FT Pct	Rebounds/game	Assists/game	Turnovers/game	Assist/Turnover ratio	Steals/game	Blocks/game
26	27.8	10.9	37.9	33.3	82.7	3.6	0.6	1.1	0.5	0.7	0.3

CAREER STATISTICS

SEASON	TEAM	GP-GS	MIN/AVG	FG-FGA	FG%	3FG-3FGA	3FG%	FT-FTA	FT%	OFF	DEF	TOT	AVG	PF-FO	A	TO	BLK	STL	PTS	AVG
2018-19	KState	33-31	967/29.3	109-339	.322	56-194	.289	51-71	.718	22	69	91	2.8	81-1	24	68	14	30	325	9.8
2019-20	KState	29-29	796/27.5	94-316	.297	55-195	.282	40-56	.714	12	69	81	2.8	57-0	50	66	9	16	283	9.8
2020-21	KState	24-24	776/32.3	127-327	.388	55-157	.350	55-71	.775	18	100	118	4.9	50-0	43	71	9	12	364	15.2
2021-22	SU	29-29	877/30.2	117-322	.363	60-175	.343	44-48	.917	27	107	134	4.6	80-1	39	58	18	30	338	11.7
2022-23	Ark	26-26	723/27.8	92-243	.379	56-168	.333	43-52	.827	18	76	94	3.6	54-1	15	28	9	17	283	10.9
TOTAL FOR Ark		26-26	723/27.8	92-243	.379	56-168	.333	43-52	.827	18	76	94	3.6	54-1	15	28	9	17	283	10.9
TOTAL		141-139	4139/29.4	539-1547	.348	282-889	.317	233-298	.782	97	421	518	3.7	322-3	171	291	59	105	1593	11.3



43 Makayla Daniels | Sr. | 5-8 | G | Frederick, Md. (Frederick HS)

DANIELS BENCHMARK STATS

Points	31	at Vanderbilt	2-9-23
FG Made	11	at Vanderbilt	2-9-23
FG Att.	23	at Vanderbilt	2-9-23
3FG Made	4	at Vanderbilt	2-9-23*
3FG Att.	11	at Vanderbilt	2-9-23*
FT Made	8	vs. Alabama	1-26-23*
FT Att.	10	at Auburn	2-5-23*
Off. Reb.	4	vs. Tulsa	11-14-22
Def. Reb.	6	vs. Ole Miss	1-29-23*
Rebounds	9	vs. Tulsa	11-14-22
Assists	5	vs. Alabama	1-26-23*
Blocks	1	at Vanderbilt	2-9-23*
Steals	4	at No. 3/4 LSU	1-19-23*
Minutes	42	vs. Ole Miss	1-29-23

Points	34	vs. Creighton	12-21-21
FG Made	11	at Vanderbilt	2-9-23*
FG Att.	23	at Vanderbilt	2-9-23
3FG Made	6	vs. Oral Roberts	11-14-19
3FG Att.	11	at Vanderbilt	2-9-23*
FT Made	8	vs. Alabama	1-26-23*
FT Att.	10	vs. Alabama	1-26-23*
Off. Reb.	5	at Vanderbilt	1-6-22
Def. Reb.	11	vs. Missouri	3-3-22
Rebounds	14	vs. Missouri	3-3-22
Assists	7	at SMU	12-9-20
Blocks	1	at Vanderbilt	2-9-23*
Steals	6	vs. UCA	12-18-21
Minutes	43	vs. Missouri	3-3-22

Points	31	at Vanderbilt	2-9-23
FG Made	11	at Vanderbilt	2-9-23
FG Att.	23	at Vanderbilt	2-9-23
3FG Made	4	at Vanderbilt	2-9-23
3FG Att.	11	at Vanderbilt	2-9-23
FT Made	8	vs. Alabama	1-26-23*
FT Att.	10	at Auburn	2-5-23*
Off. Reb.	5	at Vanderbilt	1-6-22
Def. Reb.	11	vs. Missouri	3-3-22
Rebounds	14	vs. Missouri	3-3-22
Assists	5	vs. Alabama	1-26-23*
Blocks	1	at Vanderbilt	2-9-23*
Steals	4	at No. 3/4 LSU	1-19-23*
Minutes	43	vs. Missouri	3-3-22

Stat	19-20	20-21	21-22	22-23	Career
Double Figure Pts	10	18	17	19	63
Double Figure Rebs	-	-	1	-	1
Double-Doubles	-	-	1	-	1
5+ Assists	3	2	6	2	13
5+ Blocks	-	-	-	-	-
5+ Steals	1	-	1	-	2
Led Team in Pts	3	1	8	3	15
Led Team in Reb	-	1	7	2	10
20+ Points	2	1	5	3	11
30+ Points	-	-	2	1	3

* Most Recent

GAME NOTES

- Registered season-high 31 points for third 30-point game of career at Vanderbilt
- Came up with the game-winning shot at the buzzer to defeat Vanderbilt the first time, finishing that game with 16 points, six rebounds and four assists
- One of 23 players in the country to start in every game she has appeared in (minimum 100 games)
- Named Paradise Jam Reef Tournament MVP, averaging 17.3 points, 5.7 rebounds, 2.7 assists and 2.0 steals per game across those three contests
- Sits at No. 17 on the all-time scoring list (1,328), 16 in assists (279), No. 6 in career starts (111) and No. 9 in career 3-pointers (156) at Arkansas
- No. 6 in 3-point perc. (.341), 8 in 3-pointers (2.0) and steals (1.8) and 17 in scoring (13.7) in SEC
- Earned a spot on the SEC Preseason Second Team
- Leading returning scorer (14.0 PPG) and rebounder (5.3 RPG) from the 2021-22 team
- Became the 31st member of the 1,000-point club last season at the NCAA Tournament vs. Utah
- Registered her first career double-double against Mizzou in the SECT (13 points, 14 rebounds)

WHO IS MAKAYLA DANIELS?

- Graduated college in three years
- Lived in Japan for seven years, as well as Arizona, North Carolina and Maryland
- Played with Saylor Poffenbarger's brother in AAU for a stint
- Wears #43 because 4+3=7 and 7 is her favorite number
- One of the most interesting things about her is she loves piercings
- Favorite part about playing in Bud Walton Arena: the Hog Call

#43 DANIELS, Makayla

Opponent	Date	GS	MIN	Total		3-Pointers		Free throws		Rebounds				PF	A	TO	BLK	STL	PTS	AVG	
				FG-FGA	PCT	3FG-3FGA	PCT	FT-FTA	PCT	OFF	DEF	TOT	AVG								
at Ark.-Pine Bluff	11/07/2022	*	23:11	0-5	.000	0-0	.000	4-5	.800	1	5	6	6.0	1	1	2	0	1	4	4.0	
Central Ark.	11/11/2022	*	24:18	5-8	.625	1-2	.500	3-6	.500	0	2	2	4.0	0	4	0	0	4	14	9.0	
Tulsa	11/14/2022	*	36:43	6-19	.316	4-9	.444	3-4	.750	4	5	9	5.7	1	3	2	0	0	19	12.3	
Kent St.	11/17/2022	*	24:02	3-6	.500	2-3	.667	1-3	.333	1	1	2	4.8	3	5	2	1	4	9	11.5	
at Little Rock	11/20/2022	*	22:29	3-4	.750	3-4	.750	3-4	.750	1	2	3	4.4	2	4	1	0	1	12	11.6	
vs Northern Ariz.	11/24/2022	*	30:01	5-10	.500	0-1	.000	8-9	.889	1	5	6	4.7	4	4	4	0	2	18	12.7	
vs Clemson	11/25/2022	*	34:19	6-12	.500	2-5	.400	7-10	.700	0	5	5	4.7	4	2	6	0	2	21	13.9	
vs Kansas St.	11/26/2022	*	37:39	4-15	.267	2-10	.200	3-3	1.000	0	6	6	4.9	0	2	3	0	2	13	13.8	
Troy	12/01/2022	*	25:36	2-6	.333	2-6	.333	4-4	1.000	0	3	3	4.7	4	4	3	0	3	10	13.3	
at Creighton	12/17/2022	*	30:00	3-7	.429	2-3	.667	4-6	.667	1	1	2	4.4	4	3	3	0	0	12	13.2	
vs Oregon	12/20/2022	*	33:47	6-17	.353	3-8	.375	0-0	.000	1	2	3	4.3	3	1	1	0	1	15	13.4	
vs South Fla.	12/21/2022	*	41:28	6-17	.353	4-11	.364	4-5	.800	2	2	4	4.3	2	3	1	0	2	20	13.9	
LSU	12/29/2022	*	30:21	3-11	.273	2-7	.286	2-2	1.000	0	6	6	4.4	3	3	2	0	3	10	13.6	
at Kentucky	01/01/2023	*	26:22	3-8	.375	3-7	.429	2-2	1.000	1	1	2	4.2	4	4	2	0	0	11	13.4	
Florida	01/05/2023	*	30:20	3-10	.300	3-10	.300	7-8	.875	0	1	1	4.0	2	2	1	0	0	16	13.6	
at Missouri	01/08/2023	*	32:35	4-11	.364	1-3	.333	0-0	.000	3	2	5	4.1	4	2	4	0	0	9	13.3	
Vanderbilt	01/16/2023	*	32:46	3-7	.429	2-5	.400	8-10	.800	2	4	6	4.2	1	4	2	0	1	16	13.5	
at LSU	01/19/2023	*	32:53	4-10	.400	3-7	.429	0-0	.000	0	3	3	4.1	1	3	3	0	4	11	13.3	
at South Carolina	01/22/2023	*	28:36	2-10	.200	2-8	.250	1-2	.500	0	0	0	3.9	4	0	0	0	1	7	13.0	
Alabama	01/26/2023	*	39:02	2-10	.200	1-6	.167	8-10	.800	1	5	6	4.0	2	5	5	1	2	13	13.0	
Ole Miss	01/29/2023	*	41:41	3-10	.300	0-4	.000	6-8	.750	0	6	6	4.1	5	3	3	1	3	12	13.0	
at Auburn	02/05/2023	*	39:14	2-12	.167	1-8	.125	6-10	.600	0	4	4	4.1	4	0	1	0	3	11	12.9	
at Vanderbilt	02/09/2023	*	37:22	11-23	.478	4-11	.364	5-6	.833	0	3	3	4.0	4	1	2	1	3	31	13.7	
Totals			23	734:47	89-248	.359	47-138	.341	89-117	.761	19	74	93	4.0	62	63	53	4	42	314	13.7

Player Averages

Games Played	Minutes/game	Points/game	FG Pct	3FG Pct	FT Pct	Rebounds/game	Assists/game	Turnovers/game	Assist/Turnover ratio	Steals/game	Blocks/game
23	31.9	13.7	35.9	34.1	76.1	4.0	2.7	2.3	1.2	1.8	0.2

CAREER STATISTICS

			Field Goals		3-Point		F-Throws		Rebounds									Scoring		
SEASON	TEAM	GP-GS	MIN/AVG	FG-FGA	FG%	3FG-3FGA	3FG%	FT-FTA	FT%	OFF	DEF	TOT	AVG	PF-FO	A	TO	BLK	STL	PTS	AVG
2019-20	Ark	32-32	720/22.5	107-216	.495	25-56	.446	60-77	.779	7	48	55	1.7	67-1	77	44	2	45	299	9.3
2020-21	Ark	28-28	801/28.6	101-256	.395	44-120	.367	78-97	.804	9	74	83	3.0	75-2	61	43	4	41	324	11.6
2021-22	Ark	28-28	845/30.2	126-307	.410	40-136	.294	99-125	.792	51	98	149	5.3	74-1	78	42	4	50	391	14.0
2022-23	Ark	23-23	735/31.9	89-248	.359	47-138	.341	89-117	.761	19	74	93	4.0	62-1	63	53	4	42	314	13.7
TOTAL		111-111	3101/27.9	423-1027	.412	156-450	.347	326-416	.784	86	294	380	3.4	278-5	279	182	14	178	1328	12.0



55 Emrie Ellis | So. | 6-3 | F | Vanoss, Okla. | Vanoss HS

ELLIS BENCHMARK STATS

Points	5	vs. Florida	1-5-23*
FG Made	2	at Little Rock	11-20-22
FG Att.	3	vs. Oral Roberts	12-4-22*
3FG Made	1	vs. Florida	1-5-23*
3FG Att.	1	at Auburn	2-5-23*
FT Made	2	vs. Florida	1-5-23
FT Att.	2	at Vanderbilt	2-9-23*
Off. Reb.	3	at Vanderbilt	2-9-23
Def. Reb.	3	vs. UCA	11-11-22
Rebounds	5	at Vanderbilt	2-9-23
Assists	1	at Vanderbilt	2-9-23
Blocks	1	at Auburn	2-5-23
Steals	1	at UAPB	11-7-22
Minutes	15	at UAPB	11-7-22

GAME NOTES

- Played 14 minutes and tallied five boards at Vanderbilt
- Matched a season-high five points off a perfect shooting day against Florida
- Registered a season-high five points at Little Rock after going 2-of-3 from the field
- Blocked five shots against UAPB, the most by a freshman Razorback since 2014
- Played in 27 games off the bench in her debut season
- Best performance came against Auburn, tallying 11 points and five boards in 27 minutes
- VYPE Top 100 in all four of her high school seasons
- Led the state of Oklahoma in rebounds and blocks in 2018

WHO IS EMRIE ELLIS?

- Majoring in recreation and sport management
- Wears #55 because it was her dad's number
- Favorite thing to do in Fayetteville: swim or go to the lake
- Favorite game from last season: the team's win over Auburn
- Would tell people she wanted to be a nurse when she grew up

2022-23 SEASON HIGHS

Points	11	vs. Auburn	2-10-22
FG Made	4	vs. Auburn	2-10-22
FG Att.	7	vs. Auburn	2-10-22*
3FG Made	1	vs. Florida	1-5-23*
3FG Att.	3	vs. 1/1 SC	1-17-22*
FT Made	3	vs. Auburn	2-10-22
FT Att.	4	vs. Auburn	2-10-22
Off. Reb.	3	at Vanderbilt	2-9-23*
Def. Reb.	5	at Missouri	2-13-22
Rebounds	8	at Missouri	2-13-22
Assists	2	at Vanderbilt	1-6-22*
Blocks	5	vs. UAPB	11-12-21
Steals	1	at UAPB	11-7-22*
Minutes	27	vs. Auburn	2-10-22

CAREER HIGHS

Points	11	vs. Auburn	2-10-22
FG Made	4	vs. Auburn	2-10-22
FG Att.	7	vs. Auburn	2-10-22*
3FG Made	1	vs. Florida	1-5-23*
3FG Att.	3	vs. 1/1 SC	1-17-22
FT Made	3	vs. Auburn	2-10-22
FT Att.	4	vs. Auburn	2-10-22
Off. Reb.	3	at Vanderbilt	2-9-23*
Def. Reb.	5	at Missouri	2-13-22
Rebounds	8	at Missouri	2-13-22
Assists	2	vs. Vanderbilt	1-6-22*
Blocks	2	vs. Auburn	2-10-22
Steals	1	at Alabama	1-20-22
Minutes	27	vs. Auburn	2-10-22

SEC HIGHS

Stat	21-22	22-23	Career
Double Figure Pts	1	-	1
Double Figure Rebs	-	-	-
Double-Doubles	-	-	-
5+ Assists	-	-	-
5+ Blocks	1	-	1
5+ Steals	-	-	-
Led Team in Pts	-	-	-
Led Team in Reb	-	-	-
20+ Points	-	-	-
30+ Points	-	-	-

NOTABLES

* Most Recent

#55 ELLIS, Emrie

Opponent	Date	GS	MIN	Total		3-Pointers		Free throws		Rebounds				PF	A	TO	BLK	STL	PTS	AVG
				FG-FGA	PCT	3FG-3FGA	PCT	FT-FTA	PCT	OFF	DEF	TOT	AVG							
at Ark.-Pine Bluff	11/07/2022		15:24	0-2	.000	0-0	.000	0-0	.000	0	2	2	2.0	2	0	0	0	1	0	0.0
Central Ark.	11/11/2022		12:53	0-1	.000	0-1	.000	0-0	.000	1	3	4	3.0	0	0	0	0	0	0	0.0
Kent St.	11/17/2022		08:43	0-2	.000	0-1	.000	0-0	.000	0	1	1	2.3	1	0	0	0	0	0	0.0
at Little Rock	11/20/2022		12:49	2-3	.667	1-1	1.000	0-0	.000	0	2	2	2.3	3	0	3	0	0	5	1.3
vs Northern Ariz.	11/24/2022		01:57	0-0	.000	0-0	.000	0-0	.000	0	0	0	1.8	0	0	1	0	0	0	1.0
vs Kansas St.	11/26/2022		02:11	0-0	.000	0-0	.000	0-0	.000	0	0	0	1.5	1	0	1	0	0	0	0.8
Troy	12/01/2022		08:42	0-2	.000	0-1	.000	1-2	.500	0	0	0	1.3	1	0	0	0	0	1	0.9
Oral Roberts	12/04/2022		08:33	1-3	.333	0-0	.000	0-0	.000	0	1	1	1.3	0	0	0	0	0	2	1.0
Lamar University	12/08/2022		02:23	0-0	.000	0-0	.000	0-0	.000	0	0	0	1.1	0	0	0	0	0	0	0.9
vs Oregon	12/20/2022		00:56	0-0	.000	0-0	.000	0-0	.000	0	1	1	1.1	0	0	0	0	0	0	0.8
vs South Fla.	12/21/2022		02:31	0-0	.000	0-0	.000	0-0	.000	0	0	0	1.0	0	0	0	0	0	0	0.7
LSU	12/29/2022		02:31	0-0	.000	0-0	.000	0-0	.000	0	0	0	0.9	0	0	0	0	0	0	0.7
at Kentucky	01/01/2023		02:55	0-0	.000	0-0	.000	0-0	.000	0	1	1	0.9	0	0	0	0	0	0	0.6
Florida	01/05/2023		03:42	1-1	1.000	1-1	1.000	2-2	1.000	0	1	1	0.9	0	0	0	0	0	5	0.9
at South Carolina	01/22/2023		12:45	0-1	.000	0-1	.000	0-0	.000	0	0	0	0.9	1	0	0	0	0	0	0.9
at Auburn	02/05/2023		09:48	0-1	.000	0-1	.000	0-0	.000	0	2	2	0.9	0	0	0	1	0	0	0.8
at Vanderbilt	02/09/2023		14:27	0-2	.000	0-0	.000	0-2	.000	3	2	5	1.2	3	1	1	0	0	0	0.8
Totals		0	123:09	4-18	.222	2-7	.286	3-6	.500	4	16	20	1.2	12	1	6	1	1	13	0.8

Player Averages

Games Played	Minutes/game	Points/game	FG Pct	3FG Pct	FT Pct	Rebounds/game	Assists/game	Turnovers/game	Assist/Turnover ratio	Steals/game	Blocks/game
17	7.2	0.8	22.2	28.6	50.0	1.2	0.1	0.4	0.2	0.1	0.1

CAREER STATISTICS

				Field Goals		3-Point		F-Throws		Rebounds										Scoring	
SEASON	TEAM	GP-GS	MIN/AVG	FG-FGA	FG%	3FG-3FGA	3FG%	FT-FTA	FT%	OFF	DEF	TOT	AVG	PF-FO	A	TO	BLK	STL	PTS	AVG	
2021-22	Ark	27-0	293/10.9	33-85	.388	3-24	.125	9-13	.692	19	37	56	2.1	40-1	15	22	22	2	78	2.9	
2022-23	Ark	17-0	123/7.2	4-18	.222	2-7	.286	3-6	.500	4	16	20	1.2	12-0	1	6	1	1	13	0.8	
TOTAL		44-0	416/9.5	37-103	.359	5-31	.161	12-19	.632	23	53	76	1.7	52-1	16	28	23	3	91	2.1	

#SIDEBYSIDE



Official Basketball Box Score - Final
Arkansas at Ark-Pine Bluff
11/07/22 H.O. Clemmons Arena, Pine Bluff
2022-23 Women's Basketball

Game Time: 6:00 PM
Game Duration: 4:04
Attendance: 3,128

Officials: Eric Baker, LaShonda Kidd, Randy Robertson

Arkansas - 70

Record: 2-9

NO. Name	Min	FG M-A	3P M-A	FT M-A	Rebounds OR DR TOT	Fouls PF FD	TP	AS	TO	ST	Blocks BS BA	+/-
4 Erynn Barnum	F 25:04	6-14	0-0	3-13	6 5 11	2 9	15	1	2	4	0	2 18
0 Saylor Poffenbarger	G 27:35	3-14	2-9	3-6	2 6 8	1 4	11	2	2	0	1 1 23	
2 Samara Spencer	G 31:00	6-16	1-7	2-8	0 4 4	4 4	15	4	1	0	0 0 1	
34 Chrissy Carr	G 19:49	3-8	2-5	2-2	2 1 3	0 1	10	0	0	0	0 0 23	
43 Makayla Daniels	G 23:11	0-5	0-0	4-5	1 5 6	1 6	4	1	2	1	0 1 29	
11 Rylee Langerman	22:50	1-1	0-0	2-4	4 2 6	3 3	4	0	2	4	0 0 0	
24 Jersey Wollenbarger	20:37	2-7	0-0	3-4	4 3 7	1 2	7	0	2	1	0 0 -2	
30 Maryam Dauda	14:30	1-3	0-0	2-4	2 1 3	4 2	4	1	1	1	0 0 1	
55 Emrie Ellis	15:24	0-2	0-0	0-0	0 2 2	2 0	0	0	0	1	0 1 -10	
Team					3 3 6		0					
Totals		22-70	5-21	21-46	24 32 56	18 31	70	9	12	12	2 5 20	

Technical Fouls: NONE

Shooting By Period		
1 st FG%	6-16	37.5%
3PT%	2-8	25.0%
FT%	1-6	16.7%
2 nd FG%	9-24	37.5%
3PT%	3-5	60.0%
FT%	6-15	40%
3 rd FG%	5-13	38.5%
3PT%	0-2	0.0%
FT%	9-17	52.9%
4 th FG%	2-17	11.8%
3PT%	0-6	0.0%
FT%	5-8	62.5%
GM FG%	22-70	31.4%
3PT%	5-21	23.8%
FT%	21-46	45.7%

Dead Ball Rebounds: 13, 0

Ark-Pine Bluff - 50

Record: 0-2

NO. Name	Min	FG M-A	3P M-A	FT M-A	Rebounds OR DR TOT	Fouls PF FD	TP	AS	TO	ST	Blocks BS BA	+/-
23 Maori Davenport	C 27:57	3-10	0-1	9-13	6 8 14	3 7	15	2	4	3	2 1 2	
2 Shayla Boule	G 18:12	2-2	0-0	1-4	1 1 2	4 3	5	0	3	0	0 0 1	
5 Jellisa Reese	G 17:06	1-4	0-1	2-2	0 3 3	4 2	4	0	0	0	0 0 -23	
15 Coriah Beck	G 30:06	3-12	1-5	1-2	0 2 2	3 1	8	0	3	0	0 0 -13	
24 Raziya Potter	G 25:38	3-10	0-1	0-2	2 2 4	1 4	6	2	4	0	1 1 -11	
21 Takaylyn Busby	12:53	0-1	0-1	0-0	1 3 4	1 0	0	0	1	0	0 0 -12	
54 Maya Peat	14:53	0-4	0-2	0-2	1 3 4	3 1	0	0	4	0	1 0 -19	
3 Demetria Shephard	12:07	1-6	1-3	0-0	0 2 2	3 0	3	0	0	0	0 0 -14	
11 Tia Morgan	17:08	1-4	1-2	0-0	1 1 2	3 2	3	0	2	0	0 0 0	
10 Azaria Robinson	02:35	0-0	0-0	0-0	0 0 0	0 0	0	0	0	0	0 0 -1	
33 Breazia Robinson	01:01	0-0	0-0	0-0	0 0 0	0 0	0	0	0	0	0 0 0	
4 Kourtney Rittenberry	11:58	2-4	0-1	0-0	0 6 6	2 0	4	0	1	1	1 0 -6	
1 Markisha Body	06:46	1-1	0-0	0-0	0 1 1	2 0	2	0	0	0	0 0 -3	
32 Stephanie Okowi	01:40	0-0	0-0	0-0	0 0 0	0 1	0	0	0	0	0 0 -3	
Team					2 3 5		0					
Totals		17-58	3-17	13-25	14 35 49	32 18	50	4	22	4	5 2 -20	

Technical Fouls: Reese 3rd 6:36

Shooting By Period		
1 st FG%	3-14	21.4%
3PT%	1-4	25.0%
FT%	3-4	75%
2 nd FG%	2-13	15.4%
3PT%	0-7	0.0%
FT%	3-8	37.5%
3 rd FG%	5-13	38.5%
3PT%	1-3	33.3%
FT%	7-13	53.8%
4 th FG%	7-18	38.9%
3PT%	1-3	33.3%
FT%	0-0	0%
GM FG%	17-58	29.3%
3PT%	3-17	17.6%
FT%	13-25	52.0%

Dead Ball Rebounds: 7, 1

	ARK	UAPB					Period by Period Scoring				
Biggest lead	34 (3 rd 2:48)	1 (1 st 6:41)	Points from	ARK	UAPB						
Turnovers	18	7	Paint	32	24						
Best Scoring Run	17(2 nd 6:19)	12(4 th 7:28)	Second Chance	15	11	ARK	15	27	19	9	70
Lead Changes	2		Fast Breaks	16	8						
Times Tied	0		Bench	15	12	UAPB	10	7	18	15	50
Time with Lead	37:44	01:20									



Official Basketball Box Score - Final
Central Ark at Arkansas
11/11/22 Bud Walton Arena, Fayetteville
2022-23 Women's Basketball

Game Time: 10:30 AM
Game Duration: 1:56
Attendance: 7,410

Officials: Brian Hall, Kristen Bel, Kaz Beverley

Central Ark - 34

Record: 0-2

NO. Name	Min	FG M-A	3P M-A	FT M-A	Rebounds OR DR TOT	Fouls PF FD	TP	AS	TO	ST	Blocks BS BA	+/-
11 Kyjai Miles	F 20:24	2-7	0-0	0-2	2 3 5	3 2	4	1	0	0	1 -24	
1 Kinley Fisher	G 24:15	3-9	1-5	0-0	0 3 3	0 0	7	0	2	1	0 0 -22	
10 Gloria Fornah	G 25:35	0-4	0-0	2-4	2 4 6	5 2	2	0	2	0	0 4 -21	
12 Siera Carter	G 09:57	0-2	0-1	2-3	0 1 1	2 2	2	0	2	1	0 0 -14	
20 Kayla Mitchell	G 19:34	2-3	1-2	0-0	0 2 2	5 1	5	1	4	0	0 0 -14	
3 Randrea Wright	19:37	0-5	0-3	1-2	0 1 1	2 2	1	1	3	0	0 0 -24	
15 Paris Atkins	31:39	3-16	0-5	1-4	1 4 5	2 3	7	1	1	1	0 1 -30	
43 Jenny Peakie	11:05	0-5	0-3	0-0	3 1 4	1 0	0	0	0	1	0 0 -7	
30 Keerra Peakie	27:48	2-3	0-0	2-4	4 5 9	4 2	6	0	2	1	1 0 -22	
5 Lashiyah Fowler	06:33	0-1	0-0	0-0	0 0 0	2 0	0	0	0	0	0 0 -8	
2 Leah Perry	01:41	0-0	0-0	0-0	0 0 0	0 0	0	0	0	0	0 0 -4	
4 Jada Wilmington	01:52	0-0	0-0	0-0	0 1 1	0 0	0	0	0	0	0 0 0	
Team					2 2 4		0		1			
Totals		12-55	2-19	8-19	14 27 41	26 14	34	3	18	5	1 6 -38	

Technical Fouls: NONE

Dead Ball Rebounds: 5, 2

Arkansas - 72

Record: 2-0

NO. Name	Min	FG M-A	3P M-A	FT M-A	Rebounds OR DR TOT	Fouls PF FD	TP	AS	TO	ST	Blocks BS BA	+/-
4 Erynn Barnum	F 22:29	5-8	0-1	9-9	4 5 9	2 5	19	2	1	0	3 0 22	
0 Saylor Poffenbarger	G 30:24	0-5	0-3	2-4	0 0 0	7 7	1	2	2	1	2 0 31	
2 Samara Spencer	G 18:51	1-5	0-2	3-7	0 2 2	3 5	5	3	2	0	0 1 20	
34 Chrissy Carr	G 25:25	2-8	2-6	2-2	0 8 8	1 1	8	0	3	1	0 0 20	
43 Makayla Daniels	G 24:18	5-8	1-2	3-6	0 2 2	0 6	14	0	4	0	0 0 23	
11 Rylee Langerman	24:26	3-5	2-4	1-3	0 4 4	2 2	9	0	1	0	0 0 19	
24 Jersey Wollenbarger	20:20	2-6	1-3	0-1	0 1 1	2 2	5	0	0	0	0 0 18	
30 Maryam Dauda	17:06	4-6	0-0	2-3	3 2 5	3 3	10	0	2	1	1 0 17	
55 Emrie Ellis	12:53	0-1	0-1	0-0	1 3 4	0 0	0	0	0	0	0 0 17	
20 Karley Johnson	02:37	0-0	0-0	0-0	0 0 0	0 0	0	0	0	1	0 0 3	
21 Loren Lindsey	01:11	0-0	0-0	0-0	0 0 0	0 0	0	0	0	0	0 0 0	
Team					1 1 2		0					
Totals		22-52	6-22	22-35	9 35 44	14 26	72	10	11	7	6 1 38	

Technical Fouls: NONE

Dead Ball Rebounds: 5, 0

	UCA		ARK										
Biggest lead	2 (1 st 8:51)		40 (4 th 0:56)		Points from	UCA	ARK	Period by Period Scoring					
Best Scoring Run	3 (3 rd 8:17)		15 (4 th 0:56)		Turnovers	2	16	1st	2nd	3rd	4th	TOT	
Lead Changes	1				Paint	14	32	UCA	9	5	10	10	34
Times Tied	2				Second Chance	3	5	ARK	16	19	17	20	72
Time with Lead	01:06	37:29			Fast Breaks	3	7						
					Bench	14	24						



Official Basketball Box Score - Final
Tulsa at Arkansas
11/14/22 Bud Walton Arena, Fayetteville
2022-23 Women's Basketball

Game Time: 7:00 PM
Game Duration: 2:54
Attendance: 2,511

Officials: Dee Karler, Michael McConnell, Talisa Green

Tulsa - 70

Record: 2-1

NO. Name	Min	FG M-A	3P M-A	FT M-A	Rebounds OR DR TOT	Fouls PF FD	TP	AS	TO	ST	Blocks BS BA	+/-
2 Temira Poindexter	F 26:10	9-18	2-7	1-2	0 3 3	1 4	21	3	2	0	1 1 -3	
20 Katelyn Levings	F 27:38	5-10	1-4	0-0	3 4 7	5 2	11	1	1	0	0 0 1	
0 Katia Gallegos	G 11:55	0-0	0-0	0-0	0 2 2	1 1	0	4	1	0	0 0 0	
10 Maya Mayberry	G 34:06	6-11	4-6	1-4	0 4 4	3 5	17	2	3	2	0 0 -3	
11 Maddie Bittle	G 28:50	3-10	2-4	0-0	1 4 5	4 1	8	3	6	0	0 0 -2	
5 Delanie Crawford	24:47	2-5	2-4	1-2	0 3 3	4 1	7	3	0	0	0 0 -10	
35 Athray Young	23:21	1-6	0-3	1-4	0 2 2	1 2	3	1	1	2	0 1 -10	
13 Jessika Evans	09:51	1-1	1-1	0-0	0 2 2	4 0	3	0	2	0	0 0 -9	
30 Caroline Lyles	02:37	0-0	0-0	0-0	1 1 1	1 0	0	0	1	0	0 0 -6	
1 Cam Mathews	00:10	0-0	0-0	0-0	0 0 0	0 0	0	0	0	0	0 0 -1	
21 Hadley Periman	00:35	0-0	0-0	0-0	0 0 0	0 0	1	0	0	0	0 0 -2	
Team					0 6 6		0					
Totals		27-61	12-29	4-12	4 31 35	25 16	70	17	17	4	4 2 -9	

Technical Fouls: NONE

Shooting By Period		
1 st FG%	6-17	35.3%
3PT%	2-7	28.6%
FT%	1-2	50%
2 nd FG%	7-14	50.0%
3PT%	4-7	57.1%
FT%	1-6	16.7%
3 rd FG%	4-13	30.8%
3PT%	4-8	50.0%
FT%	2-4	50%
4 th FG%	10-17	58.8%
3PT%	2-7	28.6%
FT%	0-0	0%
GM FG%	27-61	44.3%
3PT%	12-29	41.4%
FT%	4-12	33.3%

Dead Ball Rebounds: 6, 4

Arkansas - 79

Record: 3-0

NO. Name	Min	FG M-A	3P M-A	FT M-A	Rebounds OR DR TOT	Fouls PF FD	TP	AS	TO	ST	Blocks BS BA	+/-
4 Erynn Barnum	F 30:32	10-12	0-0	7-12	3 5 8	3 7	27	0	1	2	1	1 3
0 Saylor Poffenbarger	G 28:35	1-4	0-2	0-0	2 8 10	4 2	2	3	0	1	0	0 13
2 Samara Spencer	G 39:04	3-16	3-11	4-6	0 3 3	2 9 13	4	2	0	0	2	0 7
34 Chrissy Carr	G 22:32	1-9	0-0	2-4	2 4 6	0 1 3	4	3	0	2	1	0 7
43 Makayla Daniels	G 36:43	6-19	4-9	3-4	4 5 9	3 1 19	3	2	0	0	1	5
11 Rylee Langerman	22:35	2-7	2-5	4-6	2 3 5	3 3 10	1	0	4	0	0	1
30 Maryam Dauda	09:28	1-2	1-2	0-0	2 1 3	1 0 3	0	3	2	0	0	6
24 Jersey Wolfenbarger	10:31	1-3	0-2	0-0	0 0 0	2 0 2	0	0	0	0	0	3
Team				2 1 3			0	0				
Totals		25-72	11-39	18-28	17 30 47	16 25 79	11	9	7	2	4	9



Official Basketball Box Score - Final
Arkansas at Little Rock
11/20/22 Jack Stephens Center, Little Rock
2022-23 Women's Basketball

Game Time: 1:00 PM
Game Duration: 1:56
Attendance: 2,879

Officials: Ty Bitts, Nadi Carey, Daniel Drake

Arkansas - 93 Record: 5-9

NO. Name	Min	FG M-A	3P M-A	FT M-A	Rebounds OR DR TOT	Fouls PF FD	TP	AS	TO	ST	Blocks BS BA	+/-
4 Erynn Barnum	F 20:40	5-5	0-0	5-6	0 9 9	3 4	15	1	5	0	1 0	23
0 Saylor Poffenbarger	G 27:53	3-4	0-1	3-4	0 9 9	3 4	9	1	3	0	0 0	32
2 Samara Spencer	G 30:08	4-9	0-4	3-4	0 7 7	1 4	11	6	6	0	0 0	39
3 Chrissy Carr	G 23:57	7-10	4-6	4-4	1 1 2	2 2	22	0	2	0	0 0	39
4 Makayla Daniels	G 22:29	3-4	3-4	3-4	1 2 3	2 5	12	4	1	1	0 0	34
11 Rylee Langerman	13:45	1-1	0-0	1-2	0 0 0	1 1	3	0	0	0	0 0	15
24 Jersey Wolfenbarger	17:05	2-6	1-2	1-2	1 4 5	1 1	6	1	0	0	0 0	20
30 Maryam Dauda	14:55	3-5	1-1	0-0	1 3 4	4 0	7	2	1	1	0 0	13
55 Emrie Ellis	12:49	2-3	1-1	0-0	0 2 2	3 0	5	0	3	0	0 0	9
22 Avery Hughes	05:04	0-1	0-0	2-2	0 0 0	2 1	2	0	0	0	0 0	-4
20 Karley Johnson	06:19	0-0	0-0	1-2	0 0 0	0 1	1	1	1	0	0 0	1
21 Loren Lindsey	04:56	0-0	0-0	0-0	0 0 0	0 0	0	0	0	0	0 0	5
Team					1 3 4		0	0				
Totals		30-48	10-19	23-30	5 40 45	22 23	93	16	22	3	2 0	44

Technical Fouls:NONE

Dead Ball Rebounds: 4, 0

Shooting By Period	
1 st FG%	8-11 72.7%
3PT%	2-3 66.7%
FT%	2-4 50%
2 nd FG%	7-12 58.3%
3PT%	2-5 40.0%
FT%	8-10 80%
3 rd FG%	8-13 61.5%
3PT%	4-9 44.4%
FT%	5-6 83.3%
4 th FG%	7-12 58.3%
3PT%	2-2 100.0%
FT%	8-10 80%
GM FG%	30-48 62.5%
3PT%	10-19 52.6%
FT%	23-30 76.7%



Official Basketball Box Score - Final
Northern Ariz. at Arkansas
11/24/22 UVI Sports and Fitness Center, Charlotte Amalie, USVI
2022 Paradise Jam Women's Basketball REEF DIVISION

Game Time: 6:45 PM
Game Duration: 2:00

Officials: Tim Resch, Tommi Paris, Sarah Williams

Northern Ariz. - 73 Record: 3-3

NO. Name		Min	FG M-A	3P M-A	FT M-A	OR DR	TOT	Fouls PF FD	TP	AS	TO	ST	BS BLA	+/-
2 Nyah Moran	F	20:20	6-12	2-6	2-4	1	0 1	4 5	16	2	5	3	1	0 -5
12 Sophie Glancey	F	23:06	0-5	0-1	0-0	2	3 5	4 1	0	0	3	0	0	1 -10
25 Montana Oltrogge	F	31:03	1-9	0-4	0-0	1	10 11	3 0	2	1	5	0	0	2 -10
1 Regan Schenck	G	35:44	3-8	1-3	4-4	0	5 5	4 2	11	5	7	1	0	1 -4
21 Emily Rodabaugh	G	38:11	6-13	4-8	0-0	0	6 6	3 1	16	0	2	3	0	0 -2
22 Olivia Moran		20:35	6-9	3-3	2-2	2	0 2	5 3	17	0	3	0	0	0 -4
45 Fatoumata Jaiteh		16:54	3-3	0-0	2-2	1	2 3	3 4	8	1	1	1	1	0 0
5 Taylor Feldman		10:05	1-2	0-0	0-0	0	0 0	3 0	2	1	1	0	0	0 -7
4 Mary McMorris		04:02	0-1	0-0	1-2	1	0 1	2 1	1	0	1	1	0	0 -4
Team						0	4 4		0	0	0			
Totals			26-62	10-25	11-14	8	30 38	32 17	73	10	28	9	2 4	-9

Technical Fouls:NONE

Dead Ball Rebounds: 1, 1

Shooting By Period	
1 st FG%	6-14 42.9%
3PT%	1-5 20.0%
FT%	5-5 100%
2 nd FG%	4-12 33.3%
3PT%	2-4 50.0%
FT%	2-4 50%
3 rd FG%	6-15 40.0%
3PT%	3-7 42.9%
FT%	2-4 50%
4 th FG%	10-21 47.6%
3PT%	4-9 44.4%
FT%	3-3 100%
GM FG%	26-62 41.9%
3PT%	10-25 40.0%
FT%	11-14 78.6%

Little Rock - 49 Record: 1-2

NO. Name		Min	FG M-A	3P M-A	FT M-A	Rebounds OR DR TOT	Fouls PF TD	TP	AS	TO	ST	BS BA	+/-
11 Faith Lee	F	23:32	1-9	0-0	3-4	0 0 0	4 3	5	0	3	0	0	-35
32 Nikki Metcalfe	F	31:37	6-11	0-0	0-0	0 4 4	2 2	12	1	3	0	0	-37
3 Jayla Brooks	G	17:58	0-2	0-0	1-2	0 0 0	4 1	1	0	0	1	0	-21
10 Jaylah Harris-Smith	G	36:41	2-4	0-0	3-3	2 3 5	4 3	7	6	4	1	0	-37
12 Tia Harvey	G	25:55	6-22	0-1	2-2	0 0 0	2 3	14	1	3	2	0	-35
34 Angelique Francis		16:18	1-2	0-0	0-2	1 1 2	3 5	2	0	1	0	0	-2
0 Toyosi Abiola		21:05	2-9	1-6	1-2	1 0 1	2 4	6	1	0	0	0	-25
22 Mesh Triplett		10:16	0-2	0-0	0-2	1 1 2	1 1	0	0	0	0	0	-11
4 Sha'nequa Henry		13:18	1-2	0-0	0-0	1 2 3	1 0	2	0	1	1	0	-12
1 Mira Hanna		03:20	0-0	0-0	0-0	0 1 1	0 0	0	0	0	0	0	-5
Team						1 4 5		0	1				
Totals		19:63	1-7	1-7	10-17	7 16 23	22 49	9	16	5	0	2	-44

Technical Fouls:NONE

Dead Ball Rebounds: 4, 0

Shooting By Period	
1 st FG%	4-12 33.3%
3PT%	0-0 0.0%
FT%	2-3 66.7%
2 nd FG%	4-20 20.0%
3PT%	1-3 33.3%
FT%	0-0 0%
3 rd FG%	2-14 14.3%
3PT%	0-2 0.0%
FT%	3-4 75%
4 th FG%	9-17 52.9%
3PT%	0-2 0.0%
FT%	5-10 50%
GM FG%	19-63 30.2%
3PT%	1-7 14.3%
FT%	10-17 58.8%

	ARK	LR
Biggest lead	45 (4 th 9:05)	2 (1 st 9:14)
Best Scoring Run	11 (3 rd 2:43)	4 (4 th 7:19)
Lead Changes	1	
Times Tied	1	
Time with Lead	37:22	00:20

Points from	ARK	LR
Turnovers	19	16
Paint	38	16
Second Chance	10	3
Fast Breaks	9	8
Bench	24	10

Period by Period Scoring	1st	2nd	3rd	4th	TOT
ARK	20	24	25	24	93
LR	10	9	7	23	49

	NAU	ARK
Biggest lead	4 (1 st 4:09)	18 (3 rd 0:18)
Best Scoring Run	6 (2 nd 8:58)	12 (2 nd 0:01)
Lead Changes	9	
Times Tied	2	
Time with Lead	10:10	28:08

Points from	NAU	ARK
Turnovers	19	29
Paint	30	44
Second Chance	5	10
Fast Breaks	20	9
Bench	28	10

Technical Fouls:Coach 3rd 3:22

Dead Ball Rebounds: 6, 0

Shooting By Period	
1 st FG%	8-23 34.8%
3PT%	2-11 18.2%
FT%	2-4 50%
2 nd FG%	5-14 35.7%
3PT%	2-6 33.3%
FT%	6-8 75%
3 rd FG%	8-16 50.0%
3PT%	0-2 0.0%
FT%	7-10 70%
4 th FG%	7-15 46.7%
3PT%	1-4 25.0%
FT%	6-8 75%
GM FG%	28-68 41.2%
3PT%	5-23 21.7%
FT%	21-30 70.0%



Official Basketball Box Score - Final
Arkansas at Clemson
11/25/22 UVI Sports and Fitness Center, Charlotte Amalie, USVI
2022-23 Women's Basketball

Game Time: 9:35 PM
Game Duration: 2:06
Attendance: 1,724

Officials: Mark McDienny, Brandon Entenrie, Whitney Armstrong

Arkansas - 76 Record: 7-0

NO. Name	Min	FG M-A	3P M-A	FT M-A	Rebounds OR DR TOT	Fouls PF FD	TP	AS	TO	ST	BS BA	+/-
4 Erynn Barnum	F 25:33	4-5	0-0	6-9	2 7 9	1 6	14	1	1	5	1 0	28
0 Saylor Poffenbarger	G 37:48	5-8	2-4	3-4	0 9 9	2 2	15	1	4	1	0 0	14
2 Samara Spencer	G 27:30	1-5	0-2	1-6	0 5 5	3 3	6	8	0	0	1 14	
34 Chrissy Carr	G 30:43	6-13	5-10	2-2	1 3 4	3 2	19	1	1	1	0 0	14
43 Makayla Daniels	G 34:19	6-12	2-5	7-10	0 5 5	4 8	21	2	6	2	0 0	18
11 Rylee Langerman	18:49	1-1	0-0	1-2	0 0 0	4 1	3	0	0	0	0 0	4
24 Jersey Wolfenbarger	10:51	0-2	0-2	1-2	1 3 4	1 1	1	2	0	0	0 -8	
30 Maryam Dauda	14:27	0-2	0-0	0-0	2 1 3	0 1	0	0	0	0	0 -14	
Team					3 2 5		0	1				
Totals		23-48	9-23	21-35	9 35 44	19 26	76	12	23	9	1 1	14

Technical Fouls:Daniels 4th 4:04Daniels 4th 4:04Coach 4th 4:04

Shooting By Period	
1 st FG%	4-12 33.3%
3PT%	2-5 40.0%
FT%	5-6 83.3%
2 nd FG%	3-12 25.0%
3PT%	1-8 12.5%
FT%	2-7 28.6%
3 rd FG%	10-16 62.5%
3PT%	2-5 40.0%
FT%	3-4 75%
4 th FG%	6-8 75.0%
3PT%	4-5 80.0%
FT%	11-18 61.1%
GM FG%	23-48 47.9%
3PT%	9-23 39.1%
FT%	21-35 60.0%

Dead Ball Rebounds: 5, 0

Clemson - 62 Record: 3-3

NO. Name	Min	FG M-A	3P M-A	FT M-A	Rebounds OR DR TOT	Fouls PF FD	TP	AS	TO	ST	Blocks BS BA	+/-
5 Amari Robinson	F 25:09	3-11	1-3	0-0	2 3 5	4 1	7	1	4	1	0 0	-5
12 Hannah Hank	C 31:25	2-4	2-3	3-4	1 8 9	4 4	9	0	1	1	0 0	-13
2 Daisha Bradford	G 20:32	3-10	0-3	1-2	0 0 0	5 3	7	3	1	0	0 0	-8
22 Ruby Whitehorn	G 27:32	4-11	0-1	2-3	1 4 5	3 4	10	2	4	0	0 0	-12
24 AleJah Douglas	G 19:55	5-11	2-4	1-4	1 2 3	5 2	13	0	5	3	0 0	2
0 Brie Perpinjan	24:44	1-6	0-2	2-2	1 1 2	1 2	4	4	0	3	0 0	-16
3 Makayla Elmore	17:15	1-1	0-0	1-2	3 1 0	3 1	4	0	1	1	0 0	-10
15 Kionna Gaines	12:28	2-5	0-0	0-0	1 2 3	1 1	4	0	1	0	0 0	-1
30 Madi Ott	14:49	1-4	1-4	0-0	0 0 0	1 0	3	1	0	0	0 0	-7
21 Eno Iiyang	06:11	1-1	0-0	0-0	0 1 1	1 0	2	0	1	0	0 0	0
Team					1 2 3		0	0				
Totals		23-64	7-21	9-15	9 25 34	27 16	62	12	17	9	1 1	-14

Technical Fouls:Bradford 4th 4:04

3PT%	7-21	33.3%
FT%	9-15	60.0%

Dead Ball Rebounds: 2.0

#SIDEBYSIDE



Official Basketball Box Score - Final
Troy at Arkansas
12/01/22 Bud Walton Arena, Fayetteville
2022-23 Women's Basketball

Game Time: 7:00 PM
Game Duration: 2:02
Attendance: 3,019

Officials: William (Bily) Smith, Meadow Overstreet, Teresa Luck

Troy - 70

Record: 3-4

NO.	Name	Min	FG	3P	FT	Rebounds	Fouls	TP	AS	TO	ST	Blocks	+/-
			M-A	M-A	M-A	OR DR TOT	PF FD					BS BA	
10	Tai'Sheka Porchia	F 24:52	3-10	0-0	4-5	1 4 5	1 3	10	1	3	1	1 1	-1
11	Ja'Mia Hollings	F 24:28	4-9	0-1	0-0	3 5 8	2 0	8	1	3	1	0 0	-24
3	Makayia Hallmon	G 25:13	9-23	4-7	3-4	0 1 1	3 2	25	1	1	0	0 0	-17
5	Jada Walton	G 21:37	4-13	2-5	0-1	4 0 4	1 2	10	2	1	0	0 0	-16
22	Sharonica Hartsfield	G 15:32	0-2	0-2	4-6	2 0 2	5 4	4	1	2	0	0 0	-11
12	Nia Daniel	13:55	1-4	0-2	0-0	2 2 4	0 0	2	0	1	0	1 0	2
20	Janeen Camp	15:47	1-5	0-0	1-2	3 7 10	4 2	3	0	5	1	2 1	-9
4	Jashanti Simmons	08:13	0-0	0-0	1-2	3 0 3	2 0	0	1	0	0	0 0	1
0	Gabri Cartagena	14:45	1-4	0-3	1-1	1 1 2	1 2	3	0	0	0	0 0	5
1	Mary Delgado	13:33	2-3	1-1	0-0	0 1 1	3 1	5	3	2	1	0 0	-2
21	Ke'Aja Williams	10:44	0-0	0-0	0-0	1 3 4	2 0	0	0	0	0	1 0	1
23	Shaniah Nunn	06:52	0-2	0-1	0-2	1 2 3	0 1	0	0	2	0	0 0	-6
31	Jamila Nansombi-Gunter	04:48	0-1	0-0	0-0	1 0 1	0 0	0	0	0	0	0 0	-8
Team						4 1 5		0	1				
Totals		25:77	7-22	13-21	24	29	53	25	17	70	10	21 5	5 3 -17

Technical Fouls:Coach 2nd3rd5thHallmon 4th0:01

Arkansas - 87

Record: 9-0

NO.	Name	Min	FG	3P	FT	Rebounds	Fouls	TP	AS	TO	ST	Blocks	+/-
			M-A	M-A	M-A	OR DR TOT	PF FD					BS BA	
4	Erynn Barnum	F 19:10	8-9	0-1	2-2	3 5 8	1 2	18	2	1	2	0 0	12
0	Saylor Poffenbarger	G 24:18	3-8	1-4	2-2	0 3 3	1 3	9	5	3	0	1 0	1
2	Samara Spencer	G 27:47	8-15	3-8	0-3	0 3 3	1 4	19	6	3	1	0 2	26
3	Chrissy Carr	G 25:43	5-14	2-9	2-2	1 2 3	2 1	14	0	0	1	0 0	23
43	Makayia Daniels	G 25:36	2-6	2-6	4-4	0 3 3	4 7	10	4	3	3	0 0	10
11	Rylee Langerman	15:55	0-2	0-2	1-2	1 4 5	2 2	1	3	2	0	0 0	20
24	Jersey Wollenbarger	20:46	4-7	3-5	0-2	2 1 3	1 1	11	0	0	1	2 0	9
30	Maryam Dauda	20:50	0-6	0-1	0-0	0 7 7	4 1	0	0	1	0	0 0	5
55	Emmie Ellis	08:42	0-2	0-1	1-2	0 0 0	1 1	1	0	0	0	0 0	-10
20	Karley Johnson	05:38	0-0	0-0	0-0	1 0 1	0 0	0	0	0	0	0 0	1
22	Avery Hughes	03:22	1-1	0-0	2-2	0 0 0	0 1	4	0	0	0	0 0	-6
21	Loren Lindsey	02:13	0-0	0-0	0-0	0 0 0	0 0	0	0	0	0	0 0	-1
Team						2 3 5		0	1				
Totals		31:70	11-37	14-21	10	31	41	19	23	87	20	14 8	3 5 17

Technical Fouls:Coach 3rd1:43Coach 4th0:01

	TROY	ARK
Biggest lead	0 (1 st 10:00)	27 (3 rd 4:18)
Best Scoring Run	6 (4 th 5:38)	9 (2 nd 2:54)
Lead Changes	0	
Times Tied	3	
Time with Lead	00:00	38:50

Points from	TROY	ARK
Turnovers	13	25
Paint	20	40
Second Chance	14	9
Fast Breaks	17	20
Bench	13	17

Period by Period Scoring
1st 2nd 3rd 4th TOT
TROY 17 7 20 26 70
ARK 27 17 23 20 87

Shooting By Period
1 st FG% 9-14 60.0%
3PT% 3-9 33.3%
FT% 6-7 85.7%
2 nd FG% 5-16 31.3%
3PT% 3-12 25.0%
FT% 4-4 100%
3 rd FG% 9-19 47.4%
3PT% 4-10 40.0%
FT% 1-4 25%
4 th FG% 8-20 40.0%
3PT% 1-6 16.7%
FT% 3-6 50%
GM FG% 31-70 44.3%
3PT% 11-37 29.7%
FT% 14-21 66.7%

Dead Ball Rebounds: 4, 1



Official Basketball Box Score - Final
Oral Roberts at Arkansas
12/04/22 Bud Walton Arena, Fayetteville
2022-23 Women's Basketball

Game Time: 2:00 PM
Game Duration: 1:48
Attendance: 2,947

Officials: Katie Lukanich, Sal Esho, Eric Baker

Oral Roberts - 58

Record: 2-7

NO.	Name	Min	FG	3P	FT	Rebounds	Fouls	TP	AS	TO	ST	Blocks	+/-
			M-A	M-A	M-A	OR DR TOT	PF FD					BS BA	
22	Ruthie Udumoh	F 32:26	0-8	0-2	4-6	2 3 5	4 3	0	4	0	0	0 2	-34
32	Tirzah Moore	F 32:17	7-12	0-0	2-2	5 6 11	3 3	16	0	1	0	2 3	-40
2	Hannah Cooper	G 38:07	7-19	0-1	1-3	0 3 3	4 3	15	4	4	4	0 4	-36
11	Ariel Walker	G 24:06	4-11	1-5	4-6	3 2 5	2 4	13	0	1	2	0 0	-21
14	Delaney Nix	G 25:41	1-8	0-7	0-0	0 3 3	1 0	2	1	0	0	0 0	-21
20	Lauren Ramey	16:29	1-6	0-5	0-0	0 3 3	0 0	2	0	0	0	1 0	-9
30	Sara Rodrigues	19:51	1-4	1-3	3-4	0 4 4	3 3	6	1	1	0	0 0	0
23	Talia Pogi	09:10	0-3	0-3	0-0	0 1 1	1 0	0	0	1	0	0 0	-12
1	Maggie Sockey	01:53	0-0	0-0	0-0	0 0 0	1 0	0	0	1	0	0 0	2
Team						2 4 6		0	1				
Totals		21:71	2-26	14-21	12	29	41	19	16	58	6	13 6	3 9 -34

Technical Fouls:NONE

Shooting By Period
1 st FG% 6-23 26.1%
3PT% 0-7 0.0%
FT% 4-6 66.7%
2 nd FG% 7-15 46.7%
3PT% 1-5 20.0%
FT% 6-8 75%
3 rd FG% 4-20 20.0%
3PT% 0-9 0.0%
FT% 2-5 40%
4 th FG% 4-13 30.8%
3PT% 1-5 20.0%
FT% 2-2 100%
GM FG% 21-71 29.6%
3PT% 2-26 7.7%
FT% 14-21 66.7%

Dead Ball Rebounds: 3, 0

Arkansas - 92

Record: 10-0

NO.	Name	Min	FG	3P	FT	Rebounds	Fouls	TP	AS	TO	ST	Blocks	+/-
			M-A	M-A	M-A	OR DR TOT	PF FD					BS BA	
4	Erynn Barnum	F 19:43	3-5	0-0	0-0	2 3 5	3 0	6	4	1	0	1 0	14
0	Saylor Poffenbarger	G 26:09	5-11	1-3	3-4	0 13 13	4 5	14	5	0	0	1 0	35
2	Samara Spencer	G 30:40	10-17	6-8	6-12	1 1 2	1 6	32	3	2	3	1 0	36
24	Jersey Wollenbarger	G 32:30	2-5	0-2	5-5	3 9 12	1 3	9	1	2	0	4 0	29
34	Chrissy Carr	G 35:04	6-17	3-12	0-0	1 4 5	2 1	15	1	2	0	0 0	33
11	Rylee Langerman	16:32	1-4	0-2	1-2	3 3 5	2 1	3	1	0	2	0 0	5
30	Maryam Dauda	22:08	5-11	0-3	0-0	3 5 8	3 0	10	1	0	0	2 1	14
55	Emmie Ellis	08:33	1-3	0-0	0-0	0 1 1	0 1	2	0	0	0	0 0	1
22	Avery Hughes	03:52	0-0	0-0	1-2	0 0 0	0 1	1	0	1	0	0 0	1
20	Karley Johnson	02:43	0-1	0-0	0-0	0 0 0	0 0	1	0	0	0	0 0	1
21	Loren Lindsey	02:06	0-0	0-0	0-0	0 0 0	0 0	0	0	0	0	0 0	-2
Team						2 4 6		0	0				
Totals		33:74	10-30	16-25	15	42	57	16	19	92	16	8 5	9 3 34

Technical Fouls:NONE

	ORU	ARK
Biggest lead	2 (1 st 9:14)	36 (4 th 2:06)
Best Scoring Run	6 (2 nd 3:18)	14 (4 th 8:21)
Lead Changes	3	
Times Tied	1	
Time with Lead	01:14	37:53

Points from	ORU	ARK
Turnovers	7	15
Paint	36	42
Second Chance	10	10
Fast Breaks	13	20
Bench	8	16

Period by Period Scoring
1st 2nd 3rd 4th TOT
ORU 16 21 10 11 58
ARK 22 19 32 19 92

Dead Ball Rebounds: 6, 0



Official Basketball Box Score - Final
Lamar University at Arkansas
12/08/22 Bud Walton Arena, Fayetteville
2022-23 Women's Basketball

Game Time: 7:00 PM
Game Duration: 1:52
Attendance: 2,268

Officials: Putari Spurlock-Welsh, Nykesha Thompson, Eric Brewster

Lamar University - 50

Record: 4-4

NO.	Name	Min	FG	3P	FT	Rebounds	Fouls	TP	AS	TO	ST	Blocks	+/-
			M-A	M-A	M-A	OR DR TOT	PF FD					BS BA	
14	Emma Imevbore	F 07:08	1-2	0-0	0-0	2 2 4	4 0	2	0	1	0	1 0	-4
22	NJ Weems	F 14:32	0-1	0-1	2-3	0 1 1	3 1	2	0	4	0	0 0	-1
3	Sabria Dean	G 37:53	3-11	3-6	2-2	3 4 7	3 3	11	1	5	3	0 2	-10
11	Portia Adams	G 30:57	5-12	2-3	0-0	1 4 5	4 3	12	0	1	1	0 0	-2
30	RT'Mari Taylor	G 35:49	4-12	1-2	0-0	0 1 1	1 2	9	5	3	2	0 3	-11
2	Alyiah Craft	15:21	1-3	0-1	0-0	0 1 1	2 0	2	0	2	0	0 0	-6
41	Akasha Davis	24:01	3-10	0-0	2-3	3 2 5	2 8	0	2	1	1	0 0	-5
13	Taliah Hill	08:51	1-2	0-0	2-2	1 1 2	4 1	4	0	0	0	0 0	-1
33	Anaya Bernard	25:28	0-2	0-0	0-0	1 6 7	3 1	0	0	0	2	0 1	-14
Team						1 2 3		0	2				
Totals		18:55	6-13	8-10	12	24	36	26	13	50	6	20 9	2 9 -13

Technical Fouls:NONE

Shooting By Period
1 st FG% 7-12 58.3%
3PT% 2-4 50.0%
FT% 0-0 0%
2 nd FG% 6-14 42.9%
3PT% 2-3 66.7%
FT% 3-3 100%
3 rd FG% 3-16 18.8%
3PT% 1-3 33.3%
FT% 3-5 60%
4 th FG% 2-13 15.4%
3PT% 1-3 33.3%
FT% 2-2 100%
GM FG% 18-55 32.7%
3PT% 6-13 46.2%
FT% 8-10 80.0%

Dead Ball Rebounds: 1, 1

Arkansas - 63

Record: 11-0

NO.	Name	Min	FG	3P	FT	Rebounds			Fouls		TP	AS	TO	ST	Blocks		+/-	
			M-A	M-A	M-A	OR	DR	TOT	PF	FD					BS	BA		
4	Erynn Barnum	F 33:51	2-4	0-1	1-4	3	5	8	2	5	5	3	5	1	2	0	15	
0	Saylor Poffenbarger	G 37:37	7-13	2-5	1-3	2	10	12	3	4	17	3	5	2	3	2	19	
2	Samara Spencer	G 33:45	5-10	1-3	6-16	0	0	0	4	11	17	4	5	0	0	0	7	
24	Jersey Wollenbarger	G 32:40	2-9	0-3	0-0	3	3	6	1	0	14	0	1	2	3	0	11	
3	Chrissy Carr	G 35:42	4-9	4-9	6-8	1	1	2	2	4	18	0	1	0	0	0	13	
11	Rylee Langerman	18:13	0-2	0-2	0-0	1	5	6	0	2	0	0	1	1	1	0	8	
30	Maryam Dauda	06:09	1-1	0-0	0-0	0	0	0	1	0	2	0	2	2	0	0	-2	
55	Emrie Ellis	02:23	0-0	0-0	0-0	0	0	0	0	0	0	0	0	0	0	0	-6	
Team						2	1	3						0				
Totals			21-48	7-23	14-31	12	25	37	13	26	63	10	20	8	9	2	13	
Technical Fouls:NONN																		



Official Basketball Box Score - Final
Arkansas at Creighton
12/17/22 D.J. Sokol Arena, Omaha, Neb.
2022-23 Women's Basketball

Game Time: 1:00 PM
Game Duration: 2:03
Attendance: 1,050

Officials: Tiara Cruise, Dee Kantner, Pualani Spurlock-Welsh

Arkansas - 83 Record: 13-0

NO. Name	Min	FG M-A	3P M-A	FT M-A	Rebounds OR DR TOT	Fouls PF FD	TP	AS	TO	ST	Blocks BS BA	+/-
4 Erynn Barnum	F 29:35	5-9	0-0	5-7	1 1 2	2 4	15	4	0	2	2 0	8
0 Saylor Poffenbarger	G 37:44	6-16	2-7	2-3	4 7 11	3 2	16	3	6	2	0 1	5
2 Samara Spencer	G 36:38	10-17	5-7	1-4	0 4 4	3 4	26	4	1	0	0 2	13
34 Chrissy Carr	G 15:21	0-3	0-3	2-2	0 2 2	2 2	2	0	0	1	0 0	3
43 Makayla Daniels	G 30:00	3-7	2-3	6-8	1 1 2	4 6	14	3	3	0	0 0	1
11 Rylee Langerman	25:26	2-3	2-3	0-0	1 4 5	1 0	6	0	0	0	0 0	2
24 Jersey Wolfenbarger	14:51	0-1	0-1	0-0	1 2 3	1 0	0	0	0	0	0 0	8
30 Maryam Dauda	10:25	1-2	1-2	1-2	0 1 1	1 1	4	1	3	0	0 0	0
Team					1 5 6	0	0	0	0	0	0 0	0
Totals		27-58	12-26	17-26	9 27 36	17 19	83	15	13	5	2 3	8

Technical Fouls: NONE

Shooting By Period	
1st FG%	5-13 38.5%
3PT%	2-7 28.6%
FT%	1-6 16.7%
2nd FG%	9-16 56.3%
3PT%	4-6 66.7%
FT%	2-4 50%
3rd FG%	7-18 38.9%
3PT%	4-11 36.4%
FT%	6-8 75%
4th FG%	6-11 54.5%
3PT%	2-2 100.0%
FT%	8-8 100%
GM FG%	27-58 46.6%
3PT%	12-26 46.2%
FT%	17-26 65.4%

Dead Ball Rebounds: 3, 0

Creighton - 75 Record: 8-2

NO. Name	Min	FG M-A	3P M-A	FT M-A	Rebounds OR DR TOT	Fouls PF FD	TP	AS	TO	ST	Blocks BS BA	+/-
31 Emma Ronsiek	F 26:02	5-11	1-5	2-2	2 5 7	5 2	13	2	2	0	0 0	-2
13 Rachael Saunders	G 15:51	2-2	0-0	0-0	1 2 3	4 0	4	2	1	2	0 0	-6
15 Lauren Jensen	G 30:15	4-16	1-8	4-5	1 3 4	3 4	13	1	3	1	0 0	-11
21 Molly Mogensen	G 31:27	1-9	1-8	1-2	0 4 4	2 2	4	1	3	1	0 0	-13
30 Morgan Maly	G 28:43	5-13	2-8	12-12	5 4 9	1 6	24	3	3	0	0 0	-9
14 Mallory Brake	13:44	0-0	0-0	0-2	2 0 2	0 1	0	1	0	1	1 0	6
22 Carly Bachelor	27:55	3-8	0-1	0-0	5 6 11	3 2	6	1	0	0	0 0	-9
11 Kiani Lockett	08:11	0-1	0-1	0-0	0 0 0	1 0	0	2	1	0	0 0	7
2 Kennedy Townsend	06:11	0-1	0-1	0-0	0 0 0	0 0	0	1	0	0	0 0	-6
12 Jayme Horan	11:41	3-5	3-4	2-2	1 3 4	1 1	11	0	0	0	0 0	3
Team					1 1 2	0	0	1	0	0	0 0	0
Totals		23-66	8-35	21-25	18 28 46	20 17	75	14	14	5	3 2	-8

Technical Fouls: Saunders 3rd 9:11

Shooting By Period	
1st FG%	7-19 36.8%
3PT%	3-13 23.1%
FT%	0-0 0%
2nd FG%	3-12 25.0%
3PT%	3-7 42.9%
FT%	3-10 70%
3rd FG%	8-20 40.0%
3PT%	2-10 20.0%
FT%	2-2 100%
4th FG%	5-15 33.3%
3PT%	0-5 0.0%
FT%	12-13 92.3%
GM FG%	23-66 34.8%
3PT%	8-35 22.9%
FT%	21-25 84.0%

Dead Ball Rebounds: 2, 0

	ARK	CRE
Biggest lead	11 (3 rd 2:35)	6 (2 nd 7:00)
Best Scoring Run	11 (3 rd 9:41)	7 (3 rd 7:10)
Lead Changes	4	
Times Tied	9	
Time with Lead	26:10	12:53

Points from Turnovers	ARK	CRE
	11	12
Paint	26	24
Second Chance	11	14
Fast Breaks	10	9
Bench	10	17

Period by Period Scoring	1st	2nd	3rd	4th	TOT
ARK	13	24	24	22	83
CRE	17	16	20	22	75



Official Basketball Box Score - Final
Oregon at Arkansas
12/20/22 Pechanga Arena, San Diego
2022-23 Women's Basketball

Game Time: 1:00 PM
Game Duration: 1:46
Attendance: 321

Officials: Kim Hobbs, Salf Escho, Scott Osborn

Oregon - 85 Record: 10-1

NO. Name	Min	FG M-A	3P M-A	FT M-A	Rebounds OR DR TOT	Fouls PF FD	TP	AS	TO	ST	Blocks BS BA	+/-
40 Grace VanSlooten	F 31:00	10-19	0-0	6-10	3 3 6	3 6	26	1	3	0	2 3	5
15 Philipina Kyel	C 25:30	3-6	0-0	0-2	5 9 14	1 2	6	1	1	0	1 1	0
2 Chance Gray	G 28:31	3-11	2-5	0-0	0 1 1	1 0	8	1	1	0	0 0	14
4 Endyia Rogers	G 33:47	6-13	1-3	7-10	0 3 3	2 9	20	6	1	2	1 0	12
12 Te-Hina Paopao	G 32:06	4-10	3-6	1-2	0 5 5	2 1	12	4	2	1	2 0	3
0 Tayla Hanson	18:01	3-5	1-3	1-2	1 4 5	1 1	8	2	1	0	0 0	-6
3 Ahise Hurst	23:04	2-6	1-3	0-0	0 4 4	2 1	5	2	0	0	0 0	10
11 Taylor Hosendove	08:01	0-0	0-0	0-0	2 3 5	2 0	0	0	1	0	0 0	-3
Team					3 4 7	0	0	0	0	0	0 0	0
Totals		31-70	8-20	15-26	14 36 50	14 20	85	17	10	3	6 4	7

Technical Fouls: NONE

Shooting By Period	
1st FG%	10-20 50.0%
3PT%	2-5 40.0%
FT%	0-0 0%
2nd FG%	4-12 33.3%
3PT%	0-3 0.0%
FT%	8-14 57.1%
3rd FG%	7-20 35.0%
3PT%	1-3 33.3%
FT%	2-2 100%
4th FG%	10-18 55.6%
3PT%	5-9 55.6%
FT%	5-10 50%
GM FG%	31-70 44.3%
3PT%	8-20 40.0%
FT%	15-26 57.7%

Dead Ball Rebounds: 6, 0

Arkansas - 78 Record: 13-1

NO. Name	Min	FG M-A	3P M-A	FT M-A	Rebounds OR DR TOT	Fouls PF FD	TP	AS	TO	ST	Blocks BS BA	+/-
4 Erynn Barnum	F 27:14	8-17	3-4	3-4	5 4 9	4 2	22	0	0	0	1 1	-8
0 Saylor Poffenbarger	G 34:09	2-9	1-6	0-0	1 10 11	3 0	5	3	2	1	1 0	0
2 Samara Spencer	G 38:40	6-18	2-6	6-8	0 7 7	5 7	20	2	1	0	0 3	-6
34 Chrissy Carr	G 28:27	1-5	1-5	0-0	0 1 1	0 0	3	3	1	1	0 0	1
43 Makayla Daniels	G 33:47	6-17	3-8	0-0	1 2 3	3 3	15	1	1	0	0 1	-13
11 Rylee Langerman	24:58	2-4	2-2	1-2	4 3 7	2 2	7	0	3	0	0 0	-10
30 Maryam Dauda	11:49	3-7	0-0	0-0	1 0 1	0 0	6	1	0	0	0 0	0
55 Emrie Ellis	00:56	0-0	0-0	0-0	0 1 1	0 0	0	0	0	0	0 0	1
Team					3 2 5	0	0	0	0	0	0 0	0
Totals		28-77	12-31	10-14	15 30 45	20 14	78	18	9	4	4 6	-7

Technical Fouls: NONE

Shooting By Period	
1st FG%	10-21 47.6%
3PT%	4-5 80.0%
FT%	1-2 50%
2nd FG%	5-16 31.3%
3PT%	1-9 11.1%
FT%	1-2 50%
3rd FG%	9-23 39.1%
3PT%	4-9 44.4%
FT%	0-0 0%
4th FG%	4-17 23.5%
3PT%	3-8 37.5%
FT%	3-10 80%
GM FG%	28-77 36.4%
3PT%	12-31 38.7%
FT%	10-14 71.4%

Dead Ball Rebounds: 2, 0

	ORG	ARK
Biggest lead	7 (4 th 0:28)	7 (2 nd 5:05)
Best Scoring Run	9 (2 nd 0:56)	6 (1 st 4:25)
Lead Changes	7	
Times Tied	9	
Time with Lead	13:38	20:50

Points from Turnovers	ORG	ARK
	8	15
Paint	40	26
Second Chance	18	12
Fast Breaks	15	11
Bench	13	13

Period by Period Scoring	1st	2nd	3rd	4th	TOT
ORG	22	16	17	30	85
ARK	25	12	22	19	78



Official Basketball Box Score - Final
South Fla. at Arkansas
12/21/22 Pechanga Arena, San Diego
2022 NCAA W San Diego Invitational

Game Time: 1:00 PM
Game Duration: 2:07
Attendance: 303

Officials: Doug Knight, Kim Hobbs, Scott Osborn

South Fla. - 66 Record: 11-4

NO. Name	Min	FG M-A	3P M-A	FT M-A	Rebounds OR DR TOT	Fouls PF FD	TP	AS	TO	ST	Blocks BS BA	+/-
32 Dulcy Fankam Mendjiadeu	F 29:56	8-11	0-0	0-0	2 10 12	4 2	16	0	2	0	0 1	13
55 Carla Brito	F 15:32	2-5	1-1	3-4	0 3 3	0 3	8	1	1	0	1 0	6
3 Sammie Puits	G 44:02	2-11	1-7	0-0	2 3 5	0 2	5	2	3	0	0 0	1
5 Elena Tsineke	G 40:28	9-17	3-6	2-2	2 0 2	4 3	23	3	7	3	1 2	3
22 Aerial Wilson	G 22:13	1-1	1-1	0-2	0 3 3	5 1	3	5	2	0	1 0	9
12 Marina Asensio	09:08	0-0	0-0	0-0	0 3 3	0 0	0	2	0	0	0 0	0
20 Daniela Gonzalez	29:28	1-6	1-2	0-0	1 0 1	4 1	3	1	0	0	0 2	-5
2 Priscilla Williams	03:21	0-1	0-0	0-0	0 0 0	0 0	0	0	1	0	0 0	-2
14 Emma Johansson	13:45	1-2	0-1	0-0	0 3 3	2 1	2	1	1	1	1 0	-10
1 Maria Alvarez	15:16	1-4	1-3	3-3	1 1 2	1 1	6	0	2	0	0 0	-7
0 Caitlin McGee	01:19	0-0	0-0	0-0	0 1 1	0 0	0	0	0	0	1 0	-2
10 Janelle Aarnio	00:32	0-0	0-0	0-0	0 0 0	0 0	0	0	0	0	0 0	-1
Team					2 3 5	0	0	0	0	0	0 0	0
Totals		25-58	8-21	8-11	10 30 40	21 14	66	15	19	4	5 5	1

Technical Fouls: NONE

Shooting By Period	
1st FG%	6-14 42.9%
3PT%	1-1 100.0%
FT%	0-0 0%
2nd FG%	2-13 15.4%
3PT%	1-6 16.7%
FT%	0-0 0%
3rd FG%	10-14 71.4%
3PT%	4-7 57.1%
FT%	3-6 50%
4th FG%	6-13 46.2%
3PT%	2-5 40.0%
FT%	3-3 100%
-OT FG%	1-4 25.0%
3PT%	0-2 0.0%
FT%	2-2 100%
GM FG%	25-58 43.1%
3PT%	8-21 38.1%
FT%	8-11 72.7%

Dead Ball Rebounds: 2, 0

Arkansas - 65 Record: 13-2

NO. Name		Min	FG M-A	3P M-A	FT M-A	Rebounds OR DR TOT	Fouls PF FD	TP	AS	TO	ST	Blocks BS BA	+/-
4	Erynyn Barnum	F 39:26	9-17	0-1	3-6	1 2 3	2 6	21	2	2	1	0 1	4
0	Saylor Poffenbarger	G 39:28	1-5	1-4	0-0	0 7 7	1 2	3	3	0	1	1 0	-5
2	Samara Spencer	G 42:03	1-9	0-5	7-9	0 6 6	1 8	9	3	4	1	2 2	-4
34	Chrissy Carr	G 36:31	3-9	2-5	2-2	1 2 3	1 1	10	0	0	1	0 0	-10
43	Makayla Daniels	G 41:28	6-17	4-11	4-5	2 2 4	2 4	20	3	1	2	0 5	0
30	Maryam Dauda	05:33	1-1	0-0	0-0	0 0 0	0 0	2	1	3	0	2 0	-5
11	Rylee Langerman	18:00	0-2	0-2	0-0	2 1 3	3 0	4	0	1	0	4 0	6
55	Emmie Ellis	02:31	0-0	0-0	0-0	0 0 0	0 0	0	0	0	0	0 0	4
Team						1 4 5	0		1				
Totals			21:60	7-28	16-22	7 24 31	14 21	65	13	11	10	5 5	-1
Technical Fouls: NONE													

#SIDEBYSIDE



Official Basketball Box Score - Final
Arkansas at Kentucky
01/01/23 Memorial Coliseum, Lexington
2022-23 Women's Basketball

Game Time: 2:00 PM
Game Duration: 1:52
Attendance: 3,284

Officials: Gina Cross, Karen Preato, Frank Sliatore

Arkansas - 71

Record: 14-3 (1-1)

NO.	Name	Min	FG	3P	FT	Rebounds	Fouls	TP	AS	TO	ST	Blocks	+/
			M-A	M-A	M-A	OR DR TOT	PF FD					BS BA	
4	Erynn Barnum	F 29:17	7-11	0-0	3-4	4 4 8	2 4	17	7	3	0	3 1	20
0	Saylor Poffenbarger	G 33:57	8-17	0-3	1-1	2 5 7	2 4	17	3	6	0	2 0	15
2	Samara Spencer	G 33:22	1-8	1-4	3-4	0 2 2	2 3	6	5	1	2	0 1	22
34	Chrissy Carr	G 24:55	3-10	2-8	0-0	0 4 4	2 3	8	1	3	1	0 0	18
43	Makayla Daniels	G 26:22	3-8	3-7	2-2	1 1 2	4 2	11	4	2	0	0 1	15
11	Rylee Langerman	G 22:54	2-4	2-3	0-0	2 5 7	0 0	6	1	1	1	0 0	23
24	Jersey Wollenbarger	14:55	2-5	0-0	0-0	0 3 3	2 2	4	0	2	0	0 1	-2
30	Maryam Dauda	10:43	1-1	0-0	0-0	1 2 3	1 0	2	1	0	0	2 0	1
55	Emrie Ellis	02:55	0-0	0-0	0-0	0 1 1	0 0	0	0	0	0	0 0	-5
22	Avery Hughes	00:40	0-0	0-0	0-0	0 0 0	0 0	0	0	1	0	0 0	-2
Team						2 2 4				0			
Totals			27-64	8-25	9-11	12 29 41	15 18	71	22	19	4	7 4	21

Technical Fouls:NONE

Shooting By Period		
1 st FG%	7-16	43.8%
3PT%	1-7	14.3%
FT%	1-1	100%
2 nd FG%	8-21	38.1%
3PT%	2-9	22.2%
FT%	0-0	0%
3 rd FG%	7-17	41.2%
3PT%	4-6	66.7%
FT%	1-2	50%
4 th FG%	5-10	50.0%
3PT%	1-3	33.3%
FT%	7-8	87.5%
GM FG%	27-64	42.2%
3PT%	8-25	32.0%
FT%	9-11	81.8%

Dead Ball Rebounds: 4, 0

Kentucky - 50

Record: 8-6 (0-2)

NO.	Name	Min	FG	3P	FT	Rebounds	Fouls	TP	AS	TO	ST	Blocks	+/
			M-A	M-A	M-A	OR DR TOT	PF FD					BS BA	
21	Niyah Leveretter	F 18:52	1-4	0-0	3-6	6 3 9	2 3	5	0	3	1	1 0	-7
5	Blair Green	G 33:00	5-19	2-6	2-2	1 1 2	3 1	14	1	3	2	0 1	-13
11	Jada Walker	G 33:17	6-14	0-1	1-2	1 0 1	2 2	13	2	4	2	0 0	-12
22	Maddie Scherr	G 37:51	1-11	0-5	6-7	4 6 10	2 4	8	3	5	5	0 1	-15
34	Emma King	G 17:41	1-3	0-1	0-0	0 1 1	1 0	2	0	0	1	2 0	-1
13	Ajae Petty	14:21	2-7	0-0	0-0	3 5 8	0 2	4	0	3	2	1 3	-22
25	Adeola Adeyeye	13:47	0-1	0-0	0-0	2 1 3	4 0	0	0	2	0	0 0	-0
4	Eniya Russell	13:10	0-1	0-0	0-0	0 3 3	1 1	0	1	3	0	0 0	-19
3	Kennedy Cambridge	05:01	0-0	0-0	0-0	0 0 0	1 0	0	0	0	1	0 0	-4
20	Amiya Jenkins	13:00	1-5	0-1	2-2	1 1 2	2 2	4	1	0	0	0 0	-3
Team						1 1 2				0			
Totals			17-65	2-14	14-19	19 22 41	18 15	50	8	23	14	4 7	-21

Technical Fouls:NONE

Shooting By Period		
1 st FG%	3-12	25.0%
3PT%	0-2	0.0%
FT%	2-3	66.7%
2 nd FG%	5-17	29.4%
3PT%	1-3	33.3%
FT%	0-0	0%
3 rd FG%	4-14	28.6%
3PT%	0-4	0.0%
FT%	1-2	50%
4 th FG%	5-22	22.7%
3PT%	1-5	20.0%
FT%	11-14	78.6%
GM FG%	17-65	26.2%
3PT%	2-14	14.3%
FT%	14-19	73.7%

Dead Ball Rebounds: 5, 1

	AR	UK
Biggest lead	27 (3 rd 2:45)	2 (1 st 5:33)
Best Scoring Run	16 (2 nd 7:03)	9 (3 rd 9:16)
Lead Changes	2	
Times Tied	4	
Time with Lead	36:09	00:35
Points from Turnovers	33	10
Paint	34	28
Second Chance	9	9
Fast Breaks	4	10
Bench	12	8
Period by Period Scoring		
1st	18	18
2nd	18	19
3rd	11	9
4th	22	50



Official Basketball Box Score - Final
Florida at Arkansas
01/05/23 Bud Walton Arena, Fayetteville
2022-23 Women's Basketball

Game Time: 7:00 PM
Game Duration: 2:05
Attendance: 4,524

Officials: Roy Gubeyan, Ashlee Goode, Brian Garland

Florida - 74

Record: 12-4 (1-2)

NO.	Name	Min	FG	3P	FT	Rebounds	Fouls	TP	AS	TO	ST	Blocks	+/
			M-A	M-A	M-A	OR DR TOT	PF FD					BS BA	
25	Faith Dut	F 11:28	0-2	0-1	1-2	0 4 4	5 1	1	0	1	0	1 0	-5
24	Ra Shaya Kyle	C 22:40	6-11	0-0	5-6	2 3 5	2 4	17	0	1	0	0 1	-11
3	Kirsten Deans	G 27:56	4-14	1-7	9-11	0 3 3	3 6	18	1	0	1	0 0	-11
5	Alberte Rimdal	G 25:37	4-10	1-2	0-0	3 1 4	5 0	9	3	2	1	0 0	-18
15	Nina Rickards	G 24:20	1-7	0-2	4-4	1 0 1	4 3	6	0	4	2	0 1	-9
1	Myka Perry	26:18	6-11	2-4	3-5	0 3 3	1 3	17	1	1	0	0 0	-23
2	Talyah Wyche	16:42	1-3	0-0	2-2	0 1 1	3 3	4	0	0	0	1 0	-17
00	Talyah Wyche	15:12	0-0	0-0	3-2	5	2	0	0	1	1	0 1	-8
20	Jeriah Warren	21:58	0-2	0-2	2-2	1 4 5	0 1	2	1	0	1	0 0	-15
22	Paige Clausen	07:49	0-1	0-0	0-0	0 1 1	2 0	0	0	0	0	0 0	-13
Team						0 1 1				0			
Totals			22-64	4-18	26-32	10 23 33	27 21	74	7	10	6	2 3	-28

Technical Fouls:Rickards 3rd6:30

Shooting By Period		
1 st FG%	7-16	43.8%
3PT%	2-3	66.7%
FT%	3-4	75%
2 nd FG%	2-16	12.5%
3PT%	1-5	20.0%
FT%	3-4	75%
3 rd FG%	7-17	41.2%
3PT%	0-5	0.0%
FT%	14-16	87.5%
4 th FG%	6-15	40.0%
3PT%	1-5	20.0%
FT%	6-8	75%
GM FG%	22-64	34.4%
3PT%	4-18	22.2%
FT%	26-32	81.3%

Dead Ball Rebounds: 4, 1

Arkansas - 102

Record: 15-3 (2-1)

NO.	Name	Min	FG	3P	FT	Rebounds	Fouls	TP	AS	TO	ST	Blocks	+/
			M-A	M-A	M-A	OR DR TOT	PF FD					BS BA	
4	Erynn Barnum	F 24:35	5-8	1-1	4-8	2 6 8	4 5	15	6	1	1	1 1	16
0	Saylor Poffenbarger	G 17:42	6-8	1-2	3-3	1 7 8	3 2	16	2	2	0	1 0	4
2	Samara Spencer	G 34:19	6-11	3-5	1-1	0 4 4	2 2	16	6	4	0	0 0	27
34	Chrissy Carr	G 31:18	6-15	2-7	2-2	1 0 1	2 1	16	1	1	0	1 23	
43	Makayla Daniels	G 30:20	3-10	1-0	7-8	0 1 1	2 8	16	2	1	0	0 0	21
11	Rylee Langerman	18:46	2-4	1-2	3-5	1 2 3	3 3	8	2	1	2	0 0	17
24	Jersey Wollenbarger	17:47	3-5	0-1	2-2	1 6 7	3 2	8	1	1	1	0 0	9
30	Maryam Dauda	15:20	0-3	0-1	0-0	0 1 1	2 0	0	3	0	0	0 0	11
55	Emrie Ellis	03:42	1-1	1-1	2-2	0 1 1	0 1	5	0	0	0	0 0	6
22	Avery Hughes	02:43	0-0	0-0	2-4	0 0 0	2 2	0	0	0	0	0 0	2
20	Karley Johnson	01:50	0-0	0-0	0-0	0 0 0	1 0	0	0	0	0	0 0	3
21	Loren Lindsey	01:38	0-0	0-0	0-0	0 0 0	0 0	0	0	0	0	0 0	1
Team						5 3 8				0			
Totals			32-65	12-20	26-35	11 31 42	22 26	102	23	11	4	3 2	28

Technical Fouls:Barnum 3rd6:30

Shooting By Period		
1 st FG%	8-19	42.1%
3PT%	3-10	30.0%
FT%	5-7	71.4%
2 nd FG%	9-14	64.3%
3PT%	2-3	66.7%
FT%	4-6	66.7%
3 rd FG%	6-16	37.5%
3PT%	4-10	40.0%
FT%	8-11	72.7%
4 th FG%	9-16	56.3%
3PT%	3-7	42.9%
FT%	9-11	81.8%
GM FG%	32-65	49.2%
3PT%	12-30	40.0%
FT%	26-35	74.3%

Dead Ball Rebounds: 7, 3

	UF	ARK
Biggest lead	2 (1 st 9:43)	29 (4 th 0:59)
Best Scoring Run	5 (3 rd 7:22)	11 (2 nd 7:30)
Lead Changes	7	
Times Tied	5	
Time with Lead	01:29	35:50
Points from Turnovers	10	12
Paint	28	34
Second Chance	16	16
Fast Breaks	9	12
Bench	23	23
Period by Period Scoring		
1st	19	8
2nd	28	19
3rd	24	24
4th	30	102



Official Basketball Box Score - Final
Arkansas at Missouri
01/09/23 Mizzou Arena, Columbia
2022-23 Women's Basketball

Game Time: 2:00 PM
Game Duration: 1:51
Attendance: 4,560

Officials: Pualani Spurlock-Welsh, Carla Fountain, Timothy Greene

Arkansas - 77

Record: 16-3 (3-1)

NO.	Name		Min	FG	3P	FT	Rebounds	Fouls	TP	AS	TO	ST	Blocks	+/
				M-A	M-A	M-A	OR DR TOT	PF FD					BS BA	
4	Erynn Barnum	F	36:41	9-13	0-1	3-7	4 7 11	1 5	21	2	2	1	1 0	24
0	Saylor Poffenbarger	G	35:36	8-16	2-7	6-7	1 5 6	1 5	24	1	2	0	1 0	23
2	Samara Spencer	G	34:29	1-5	0-4	0-0	0 9 9	1 0	2	6	0	2	0 0	17
34	Chrissy Carr	G	27:25	5-10	4-6	2-2	0 4 4	2 3	16	1	0	0	0 0	26
43	Makayla Daniels	G	32:35	4-11	1-3	0-0	2 3 5	4 3	9	2	4	0	0 2	20
11	Rylee Langerman		17:08	1-3	1-2	0-0	2 2 4	2 0	3	0	0	2	0 0	1
24	Jersey Wollenbarger		12:47	1-3	0-1	0-0	1 2 3	0 0	2	0	0	0	1 0	1
30	Maryam Dauda		03:19	0-1	0-0	0-0	1 0 1	1 1	0	0	2	0	0 0	-2
Team							0 2 2			0				
Totals			29:62	8:24	11:16	12	33 45	12 17 77	12	10	5	3	2 22	
Technical Fouls: NONE														



LSU

Official Basketball Box Score - Final
Arkansas at LSU
01/19/23 Maravich Assembly Center, Baton Rouge
2022-23 Women's Basketball

Game Time: 8:00 PM
Game Duration: 2:02
Attendance: 7,298

Officials: Denise Brooks, Angelica Sutfren, Tiffany Bird

Arkansas - 76

Record: 17-4 (4-2)

NO. Name	Min	FG M-A	3P M-A	FT M-A	Rebounds OR DR TOT	Fouls PF FD	TP	AS	TO	ST	Blocks BS BA	+/-
4 Erynn Barnum	F 28:39	7-14	1-4	5-5	1 6 7	4 5	20	1	3	1	2 2	-11
0 Saylor Poffenbarger	G 32:44	2-4	1-2	0-0	0 2 2	4 0	5	1	2	0	2 0	4
2 Samara Spencer	G 35:27	5-15	1-6	2-2	0 2 2	3 5	13	6	0	1	0 1	-13
34 Chrissy Carr	G 29:35	3-8	3-6	3-4	0 2 2	2 1	12	2	2	2	1 0	-13
43 Makayla Daniels	G 32:53	4-10	3-7	0-0	0 3 3	1 3	11	3	3	4	0 1	-8
11 Rylee Langerman	14:59	0-2	0-1	0-0	0 2 2	1 0	0	0	0	1	0 0	14
24 Jersey Wollenbarger	12:46	2-3	0-0	0-0	1 2 3	3 0	4	0	1	0	0 1	4
30 Maryam Dauda	12:57	5-7	1-3	0-0	3 1 4	2 1	11	2	2	0	2 0	8
Team					0 1 1		0		1			
Totals		26-63	10-29	10-11	5 21 26	20 15	76	15	14	9	7 5	-3

Technical Fouls:NONE

Shooting By Period	
1 st FG%	6-17 33.3%
3PT%	4-12 33.3%
FT%	0-0 0%
2 nd FG%	5-17 29.4%
3PT%	1-6 16.7%
FT%	3-4 75%
3 rd FG%	10-17 58.8%
3PT%	2-5 40.0%
FT%	5-5 100%
4 th FG%	7-12 58.3%
3PT%	3-6 50.0%
FT%	2-2 100%
GM FG%	28-63 44.4%
3PT%	10-29 34.5%
FT%	10-11 90.9%

Dead Ball Rebounds: 1, 0

LSU - 79

Record: 19-0 (7-0)

NO. Name	Min	FG M-A	3P M-A	FT M-A	Rebounds OR DR TOT	Fouls PF FD	TP	AS	TO	ST	Blocks BS BA	+/-
0 LaDazhia Williams	F 30:14	5-14	0-0	1-3	5 7 12	5 2	11	1	1	3	3 1	11
10 Angel Reese	F 36:43	10-21	0-0	10-17	13 6 19	3 13	30	3	3	1	1 3	8
2 Jasmine Carson	G 31:07	3-7	2-4	2-2	0 2 2	3 2	10	4	2	0	0 0	7
4 Flau'jae Johnson	G 31:17	7-9	1-1	4-4	1 5 6	2 2	19	1	5	1	0 0	6
13 Last-Tear Poa	G 13:18	2-6	0-0	0-0	0 2 2	0 0	4	2	0	0	1 2	4
5 Sa'Myah Smith	04:52	0-0	0-0	0-0	0 1 1	0 0	0	0	2	0	0 0	-3
45 Alexis Morris	25:46	2-8	1-3	0-0	1 3 4	1 0	5	0	3	3	0 0	9
55 Kateri Poole	26:43	0-2	0-2	0-0	0 2 2	2 1	0	3	1	0	0 1	-9
Team					2 1 3		0		0			
Totals		29-67	4-10	17-26	22 29 51	16 20	79	14	17	10	5 7	3

Technical Fouls:Reese 3rd5:02

Shooting By Period	
1 st FG%	9-19 47.4%
3PT%	2-3 66.7%
FT%	2-4 50%
2 nd FG%	4-13 30.8%
3PT%	1-2 50.0%
FT%	1-1 100%
3 rd FG%	10-19 52.6%
3PT%	0-3 0.0%
FT%	3-5 60%
4 th FG%	6-16 37.5%
3PT%	1-2 50.0%
FT%	5-7 71.4%
GM FG%	29-67 43.3%
3PT%	4-10 40.0%
FT%	17-26 65.4%

Dead Ball Rebounds: 4, 1

	ARK	LSU
Biggest lead	3 (4 th 6:23)	14 (1 st 5:12)
Best Scoring Run	7 (1 st 4:01)	7 (1 st 9:05)
Lead Changes	2	
Times Tied	2	
Time with Lead	03:56	35:15

Points from	ARK	LSU
Turnovers	13	10
Paint	34	42
Second Chance	10	23
Fast Breaks	20	12
Bench	15	5

Period by Period Scoring	1st	2nd	3rd	4th	TOT
ARK	16	14	27	19	76
LSU	22	16	23	18	79

#SIDEBYSIDE



Official Basketball Box Score - Final
Arkansas at South Carolina
01/22/23 Colonial Life Arena, Columbia
2022-23 Women's Basketball

Game Time: 3:00 PM
Game Duration: 1:50
Attendance: 13,349

Officials: Dee Kanter, Meadow Overstreet, Timothy Greene

Arkansas - 46

Record: 17-5 (4-3)

NO. Name	Min	FG M-A	3P M-A	FT M-A	Rebounds OR DR TOT	Fouls PF FD	TP	AS	TO	ST	Blocks BS BA	+/-
4 Erynn Barnum	F 20:00	3-11	0-3	5-6	0 2 2	2 6	11	2	2	2	0 4	-19
0 Saylor Poffenbarger	G 27:14	0-3	0-1	0-0	0 1 1	1 0	0	2	2	0	1 0	-30
2 Samara Spencer	G 29:26	7-15	1-3	0-0	1 1 2	0 2	15	1	0	0	1 3	-45
34 Chrissy Carr	G 23:39	2-8	2-7	0-0	0 2 2	3 0	6	0	0	1	3 0	-31
43 Makayla Daniels	G 28:36	2-10	2-8	1-2	0 0 0	4 1	7	0	0	1	0 0	-31
11 Rylee Langerman	20:05	0-1	0-1	0-0	1 2 3	4 0	0	0	1	0	0 0	-18
30 Maryam Dauda	19:02	2-8	0-4	1-1	0 2 2	2 3	5	0	1	0	2 0	-22
24 Jersey Wollenbarger	19:13	1-4	0-2	0-0	0 3 3	1 0	2	1	2	0	2 1	-21
55 Emrie Ellis	12:45	0-1	0-1	0-0	0 0 0	1 1	0	0	0	0	0 0	-13
Team					1 3 4		0		1			
Totals		17-61	5-30	7-9	2 15 17	18 13	46	6	9	4	9 8	-46

Technical Fouls:NONE

Shooting By Period	
1 st FG%	5-18 27.8%
3PT%	3-10 30.0%
FT%	4-5 80%
2 nd FG%	3-15 20.0%
3PT%	0-5 0.0%
FT%	1-1 100%
3 rd FG%	4-13 30.8%
3PT%	1-6 16.7%
FT%	1-2 50%
4 th FG%	5-15 33.3%
3PT%	1-9 11.1%
FT%	1-1 100%
GM FG%	17-61 27.9%
3PT%	5-30 16.7%
FT%	7-9 77.8%

Dead Ball Rebounds: 2, 1

South Carolina - 92

Record: 20-0 (8-0)

NO.	Name	Min	FG M-A	3P M-A	FT M-A	Rebounds OR DR TOT	Fouls PF FD	TP	AS	TO	ST	Blocks BS BA	+/-
4	Aliyah Boston	F 22:58	5-11	0-1	3-3	7 7 14	1 3 13	3	0	0	1	1	32
5	Victoria Saxton	F 18:04	1-7	0-0	2-2	4 1 5	1 1 4	1	2	1	0	2	23
1	Zia Cooke	G 24:25	8-11	4-5	4-4	1 1 2	1 2 24	3	1	0	0	1	32
12	Brea Beal	G 21:25	1-7	1-1	2-2	0 3 3	0 1 5	0	1	0	0	3	28
41	Kierra Fletcher	G 15:13	2-4	1-1	4-4	0 3 3	2 2 8	1	0	0	1	0	24
10	Kamilla Cardoso	15:08	3-8	0-0	6-8	8 16	1 4 12	2	0	3	0	24	
25	Raven Johnson	16:50	2-3	0-0	0-0	0 3 3	2 0 4	1	2	1	0	1	18
2	Ashlyn Watkins	12:27	3-4	0-0	0-0	2 2 4	1 0 6	0	1	2	1	0	5
15	Laeticia Amihore	19:29	2-7	0-0	5-8	1 5 6	2 4 9	3	2	0	0	0	19
23	Bree Hall	12:40	0-3	0-0	1-2	2 1 3	0 1 1	1	0	0	0	1	8
21	Chloe Kitts	09:58	0-4	0-0	0-0	1 3 4	0 0 1	0	1	0	0	0	9
20	Sania Feagin	09:45	3-7	0-0	0-0	2 1 3	2 0 6	0	0	1	1	1	6
0	Olivia Thompson	01:38	0-0	0-0	0-0	0 0 0	0 0 0	0	0	0	0	0	2
Team						4 4 8		0		0			

Technical Fouls:NONE

	ARK	USC
Biggest lead	1 (1 st 9:27)	48 (4 th 3:12)
Best Scoring Run	5 (4 th 6:58)	15 (2 nd 3:24)
Lead Changes	4	
Times Tied	0	
Time with Lead	00:38	39:03

Points from	ARK	USC
Turnovers	4	13
Paint	22	40
Second Chance	0	37
Fast Breaks	10	15
Bench	7	38

Period by Period Scoring	1st	2nd	3rd	4th	TOT
ARK	17	7	10	12	46
USC	25	28	24	15	92



Official Basketball Box Score - Final
Alabama at Arkansas
01/26/23 Bud Walton Arena, Fayetteville
2022-23 Women's Basketball

Game Time: 6:00 PM
Game Duration: 2:03
Attendance: 3,306

Officials: Roy Gubeyan, Brian Garland, Karen Presto

Alabama - 69

Record: 16-5 (3-3)

NO. Name	Min	FG M-A	3P M-A	FT M-A	Rebounds OR DR TOT	Fouls PF FD	TP	AS	TO	ST	Blocks BS BA	+/-
31 Jada Rice	C 29:23	3-7	0-0	6-6	0 7 7	4 3	12	1	6	1	2 0	4
3 Sarah Ashlee Barker	G 18:23	1-2	0-0	0-0	0 1 1	4 1	2	5	5	2	0 0	-7
5 Hannah Barber	G 34:31	3-5	2-3	0-0	1 1 2	3 2	8	3	4	4	0 0	4
23 Brittany Davis	G 36:19	9-15	4-7	0-0	0 4 4	4 1	22	1	1	2	0 1	-3
32 Aaliyah Nye	G 26:40	2-5	1-4	2-2	0 3 3	4 2	7	1	0	3	1 0	6
10 Ryan Cobbins	26:05	2-2	0-0	0-0	0 4 4	2 0	4	1	2	1	0 0	10
0 Loyal McQueen	12:36	2-8	0-1	3-4	0 0 0	4 3	7	3	1	0	0 2	-4
13 JeAnna Cunningham	04:33	1-1	0-0	0-0	0 0 0	2 0	2	0	0	0	0 0	1
22 Karly Weathers	11:30	2-5	1-2	0-0	1 1 2	1 2	5	0	0	1	0 1	4
Team					3 4 7		0		2			
Totals		25-50	8-17	11-12	5 25 30	28 14	69	15	21	14	3 4	3

Technical Fouls:NONE

Shooting By Period	
1 st FG%	7-11 63.6%
3PT%	4-4 100.0%
FT%	0-0 0%
2 nd FG%	6-12 50.0%
3PT%	2-7 28.6%
FT%	4-4 100%
3 rd FG%	5-13 38.5%
3PT%	1-3 33.3%
FT%	4-4 100%
4 th FG%	7-14 50.0%
3PT%	1-3 33.3%
FT%	3-4 75%
GM FG%	25-50 50.0%
3PT%	8-17 47.1%
FT%	11-12 91.7%

Dead Ball Rebounds: 1, 0

Arkansas - 66

Record: 17-6 (4-4)

NO. Name	Min	FG M-A	3P M-A	FT M-A	Rebounds OR DR TOT	Fouls PF FD	TP	AS	TO	ST	Blocks BS BA	+/-
4 Erynn Barnum	F 33:58	8-14	0-1	4-6	4 5 9	4 7	20	0	2	2	0 1	4
0 Saylor Poffenbarger	G 38:21	3-9	3-5	3-4	2 3 5	2 5	12	3	5	0	2 1	2
2 Samara Spencer	G 34:53	4-10	2-3	2-2	0 2 2	2 5	12	2	7	2	0 0	-3
34 Chrissy Carr	G 24:37	2-6	2-4	0-0	0 2 2	3 1	6	2	1	1	1 0	5
43 Makayla Daniels	G 39:02	2-10	1-6	8-10	1 5 6	2 9	13	5	5	2	1 0	-3
11 Rylee Langerman	15:23	0-2	0-1	0-0	0 0 0	1 0 0	0	0	0	1	0 1	-6
23 Jersey Wolfenbarger	07:44	0-0	0-0	0-0	0 0 0	0 0 0	0	0	0	0	0 0	-7
30 Maryam Dauda	06:02	1-3	0-1	1-1	0 0 0	0 1 3	0	0	0	1	0 0	-7
Team					4 1 5			0	0			
Totals		20-54	8-21	18-23	11 18 29	14 28	66	12	20	9	4 3	-3



Official Basketball Box Score - Final
Arkansas at Auburn
02/05/23 Neville Arena, Auburn, Ala.
2022-23 Women's Basketball

Game Time: 2:00 PM
Game Duration: 2:17
Attendance: 2,569

Officials: Brian Hall, Natasha Camy, Carla Fountain

Arkansas - 54 Record: 18-7 (5-5)

NO.	Name	Min	FG		3P		FT		Rebounds		Fouls		TP	AS	TO	ST	Blocks		+/-	Shooting By Period			
			M-A	M-A	M-A	M-A	OR	DR	TOT	PF	FD	BS					BA	1 st		2 nd	3 rd		
4	Erynn Barnum	F 28:42	5-12	0-0	4-9	6	3	9	3	5	14	0	4	1	0	2	-2			1 st	FG%	3-8	37.5%
0	Saylor Poffenbarger	G 37:57	3-10	1-5	3-6	0	10	10	5	4	10	1	3	1	0	0	3			3PT%	1-5	20.0%	
2	Samara Spencer	G 35:48	1-8	0-4	5-6	0	6	6	3	5	7	4	7	1	0	1	1			FT%	9-10	90%	
34	Chrissy Carr	G 24:45	2-7	1-4	2-4	2	1	3	4	4	7	1	1	1	0	1	-8			2 nd	FG%	6-16	37.5%
43	Makayla Daniels	G 39:14	2-12	1-8	6-10	0	4	4	4	7	11	0	1	3	0	0	4			3PT%	1-8	12.5%	
11	Rylee Langerman	13:57	0-1	0-1	1-2	0	1	1	4	1	1	1	1	1	0	0	2			FT%	3-7	42.9%	
24	Jersey Woffenbarger	08:11	1-1	0-0	2-2	1	1	2	2	1	4	0	0	0	0	0	8			3 rd	FG%	3-12	25.0%
30	Maryam Dauda	01:30	0-0	0-0	0-0	0	0	0	2	0	0	0	2	0	0	0	4			3PT%	1-5	20.0%	
55	Emmie Ellis	09:48	0-1	0-1	0-0	0	2	2	0	0	0	0	0	0	0	1	0			FT%	3-6	50%	
22	Avery Hughes	00:08	0-0	0-0	0-0	0	0	0	0	0	0	0	0	0	0	0	2			4 th	FG%	2-16	12.5%
Team						2	4	6												3PT%	0-5	0.0%	
Totals			14-52	3-23	23-39	11	32	43	27	27	54	7	19	8	1	4	3			FT%	8-16	50%	
GM FG%																					14-52	26.9%	
3PT%																					3-23	13.0%	
FT%																					23-39	59.0%	
Technical Fouls: NONE																							
Dead Ball Rebounds: 9, 0																							

Auburn - 51

Record: 13-9 (3-7)

NO.	Name		Min	FG		3P		FT		Rebounds		Fouls		TP	AS	TO	ST	Blocks		+/-	
				M-A	P-A	M-A	P-A	M-A	P-A	OR	DR	PF	FD					BS	BA		
33	Kharyssa Richardson	F	19:08	2-3	0-0	1-2	2	3	5	3	3	5	0	2	0	1	0	-7	1 st FG%	1-16	6.3%
2	Sania Wells	G	09:23	0-3	0-1	0-0	0	2	2	0	2	0	0	2	0	0	0	-6	3PT%	0-4	0.0%
3	Jakayla Johnson	G	24:23	4-6	1-1	0-2	0	1	1	4	1	9	0	5	0	0	0	3	FT%	3-6	50.0%
5	Aicha Coulibaly	G	26:19	0-8	0-1	1-4	2	4	6	2	6	1	2	5	2	0	0	-11	2 nd FG%	7-13	53.8%
23	Honesty Scott-Grayson	G	30:21	3-11	0-3	5-8	0	3	3	5	5	11	2	1	2	0	0	-5	3PT%	0-5	0.0%
11	Romi Levy	19:43	3-5	0-2	3-4	1	4	5	3	2	9	1	1	1	0	1	0	10	FT%	0-1	0.0%
10	Sydney Shaw	15:29	2-7	0-4	0-0	0	1	1	3	2	4	0	0	1	0	0	0	-10	3 rd FG%	5-16	31.3%
4	Kaitlyn Duhon	24:30	2-6	0-2	2-4	2	5	7	2	4	6	1	2	1	2	0	5	1	3PT%	1-3	33.3%
1	Mya Pratcher	13:04	0-3	0-0	0-0	0	6	6	1	0	0	0	0	0	0	1	1	3	FT%	4-6	66.7%
12	Mar'shaun Bostic	14:11	2-4	0-0	2-3	1	1	2	4	2	6	1	1	1	0	0	5	4 th FG%	5-11	45.5%	
20	Oyindamola Akinbolawa	03:29	0-0	0-0	0-0	0	0	0	0	0	0	0	0	1	0	0	0	-2	3PT%	0-2	0.0%
Team																			FT%	7-14	50.0%
Totals				18-56	1-14	14-27	8	32	40	27	27	51	7	22	8	4	1	-3	GM FG%	18-56	32.1%
																			3PT%	1-14	7.1%
																			FT%	14-27	51.9%
Technical Fouls: NONE																					

	ARK	AUB
Biggest lead	15 (2 nd 7:14)	0 (1 st 10:00)
Best Scoring Run	8 (2 nd 7:14)	6 (2 nd 3:41)
Lead Changes	0	
Times Tied	2	
Time with Lead	36:06	00:00

Points from	ARK	AUB
Turnovers	12	8
Paint	20	16
Second Chance	10	8
Fast Breaks	7	9
Bench	5	25















Period by Period Scoring	1st	2nd	3rd	4th	TOT
ARK	16	16	10	12	54
AUB	5	14	15	17	51



Official Basketball Box Score - Final
Arkansas at Vanderbilt
02/09/23 Memorial Gymnasium, Nashville
2022-23 Women's Basketball

Game Time: 8:00 PM
Game Duration: 2:08
Attendance: 1,978

TV/RADIO CHART

0		<div>Saylor Poffenbarger</div> <div>R-Fr. G TR 6-2 Middletown, Md. UConn Major: Recreation & Sport Management</div>	<table><tr><th></th><th>GP-GS</th><th>PPG</th><th>RPG</th><th>APG</th><th>MPG</th></tr><tr><td>Season</td><td>26-26</td><td>9.0</td><td>6.8</td><td>2.4</td><td>32.3</td></tr><tr><td>Career</td><td>38-26</td><td>6.3</td><td>4.8</td><td>1.6</td><td>23.0</td></tr></table>		GP-GS	PPG	RPG	APG	MPG	Season	26-26	9.0	6.8	2.4	32.3	Career	38-26	6.3	4.8	1.6	23.0	<ul style="list-style-type: none">Tallied seven points at VanderbiltHer four double-doubles is most since Taylah Thomas in 2019-20No. 2 in single season defensive rebounds at Arkansas (154)Five-time SEC Freshman of the Week, which leads the leagueA versatile player who can be put in positions one through fiveTransferred to Arkansas in the winter of 2022 from UConnNo. 4 in defensive rebounds/gm (5.9) and 10 in rebounds in SEC
	GP-GS	PPG	RPG	APG	MPG																	
Season	26-26	9.0	6.8	2.4	32.3																	
Career	38-26	6.3	4.8	1.6	23.0																	
2		<div>Samara Spencer</div> <div>So. G 1L 5-7 Fort Lauderdale, Fla. St. Thomas Aquinas Major: Recreation & Sport Management</div>	<table><tr><th></th><th>GP-GS</th><th>PPG</th><th>RPG</th><th>APG</th><th>MPG</th></tr><tr><td>Season</td><td>26-26</td><td>14.3</td><td>4.1</td><td>4.4</td><td>34.0</td></tr><tr><td>Career</td><td>57-52</td><td>13.2</td><td>3.9</td><td>3.7</td><td>31.8</td></tr></table>		GP-GS	PPG	RPG	APG	MPG	Season	26-26	14.3	4.1	4.4	34.0	Career	57-52	13.2	3.9	3.7	31.8	<ul style="list-style-type: none">Had two points, four rebounds and four assists at VanderbiltLogged career-high 32 points w/ 6 3-pointers on her b-day vs. ORUNo. 5 in assists and free throw attempts (128), 7 in FG attempts (317) and 12 in scoring, in SEC, and No. 37 in total assists (114) in NCAANamed SEC Freshman of the Year, first for Arkansas since 2009Won SEC Freshman of the Week four times last seasonLed St. Thomas to state title as a senior
	GP-GS	PPG	RPG	APG	MPG																	
Season	26-26	14.3	4.1	4.4	34.0																	
Career	57-52	13.2	3.9	3.7	31.8																	
4		<div>Erynn Barnum</div> <div>R-Sr. F 3L 6-2 Little Rock, Ark. Little Rock Central Major: Recreation & Sport Management</div>	<table><tr><th></th><th>GP-GS</th><th>PPG</th><th>RPG</th><th>APG</th><th>MPG</th></tr><tr><td>Season</td><td>26-26</td><td>16.5</td><td>6.9</td><td>2.0</td><td>27.4</td></tr><tr><td>Career</td><td>103-36</td><td>9.2</td><td>5.0</td><td>0.8</td><td>18.1</td></tr></table>		GP-GS	PPG	RPG	APG	MPG	Season	26-26	16.5	6.9	2.0	27.4	Career	103-36	9.2	5.0	0.8	18.1	<ul style="list-style-type: none">One of 10 candidates for Katrina McClain AwardRegistered 12 points and seven rebounds vs. VanderbiltRecorded career-high 37 points vs. Ole Miss, 7th most points scored in a game in school history & surpassed 500 career reboundsNever had a 20-point game prior to this year and now has eightNo. 2 in SEC in FG percentage (.585), as well as 6 in scoring and 9 in rebounding, and No. 19 nationally in FG percentage
	GP-GS	PPG	RPG	APG	MPG																	
Season	26-26	16.5	6.9	2.0	27.4																	
Career	103-36	9.2	5.0	0.8	18.1																	
11		<div>Rylee Langerman</div> <div>Jr. G 2L 5-9 Norman, Okla. Christian Heritage Major: Biology</div>	<table><tr><th></th><th>GP-GS</th><th>PPG</th><th>RPG</th><th>APG</th><th>MPG</th></tr><tr><td>Season</td><td>26-0</td><td>3.0</td><td>3.5</td><td>0.6</td><td>18.2</td></tr><tr><td>Career</td><td>71-7</td><td>2.7</td><td>3.1</td><td>0.7</td><td>16.6</td></tr></table>		GP-GS	PPG	RPG	APG	MPG	Season	26-0	3.0	3.5	0.6	18.2	Career	71-7	2.7	3.1	0.7	16.6	<ul style="list-style-type: none">Played over 10 minutes at VanderbiltLogged 10 points, five rebounds and four steals vs. TulsaFinding her shot with 13 3-pointers this seasonHas been involved in several tie ups that have been big in gamesAppeared in all 32 games last seasonDominated vs. Mizzou for career-high 17 points (5-for-6 from 3-point)Averaged 3.2 points and 3.7 rebounds per game last season
	GP-GS	PPG	RPG	APG	MPG																	
Season	26-0	3.0	3.5	0.6	18.2																	
Career	71-7	2.7	3.1	0.7	16.6																	
13		<div>Sasha Goforth</div> <div>R-So. G 1L 6-1 Fayetteville, Ark. Oregon State Major: Human Development and Family Sciences</div>	<table><tr><th></th><th>GP-GS</th><th>PPG</th><th>RPG</th><th>APG</th><th>MPG</th></tr><tr><td>Season</td><td>N/A</td><td>N/A</td><td>N/A</td><td>N/A</td><td>N/A</td></tr><tr><td>Career</td><td>52-52</td><td>11.5</td><td>4.3</td><td>1.5</td><td>29.5</td></tr></table>		GP-GS	PPG	RPG	APG	MPG	Season	N/A	N/A	N/A	N/A	N/A	Career	52-52	11.5	4.3	1.5	29.5	<ul style="list-style-type: none">Won't see the floor this season, as she will be redshirtingHad a 4.0 with 18 credit hours during the fall semesterOnly Hog to start all 32 games last seasonOne of four players who averaged double digits in scoring, logging 11.5 points and 4.8 boards per game last seasonLed the team with 66 blocks, third most in program historyHighly recruited player out of Fayetteville HS, No. 7 nationally
	GP-GS	PPG	RPG	APG	MPG																	
Season	N/A	N/A	N/A	N/A	N/A																	
Career	52-52	11.5	4.3	1.5	29.5																	
15		<div>Ashlyn Sage</div> <div>R-Fr. G 1L 6-2 Weatherford, Okla. Weatherford Major: Psychology</div>	<table><tr><th></th><th>GP-GS</th><th>PPG</th><th>RPG</th><th>APG</th><th>MPG</th></tr><tr><td>Season</td><td>N/A</td><td>N/A</td><td>N/A</td><td>N/A</td><td>N/A</td></tr><tr><td>Career</td><td>15-0</td><td>1.2</td><td>0.8</td><td>0.1</td><td>5.2</td></tr></table>		GP-GS	PPG	RPG	APG	MPG	Season	N/A	N/A	N/A	N/A	N/A	Career	15-0	1.2	0.8	0.1	5.2	<ul style="list-style-type: none">Won't play in 2022-23Started out collegiate career with a bang, going 2-of-2 from beyond the arc for six points vs. Tarleton StatePlayed 15 games off the bench, seven of those SEC gamesNo. 84 overall recruit in Premier Basketball's 2021 rankings
	GP-GS	PPG	RPG	APG	MPG																	
Season	N/A	N/A	N/A	N/A	N/A																	
Career	15-0	1.2	0.8	0.1	5.2																	
20		<div>Karley Johnson</div> <div>Fr. G FR 5-9 Mustang, Okla. Mustang Major: Undecided</div>	<table><tr><th></th><th>GP-GS</th><th>PPG</th><th>RPG</th><th>APG</th><th>MPG</th></tr><tr><td>Season</td><td>7-0</td><td>0.1</td><td>0.3</td><td>0.1</td><td>3.2</td></tr><tr><td>Career</td><td>7-0</td><td>0.1</td><td>0.3</td><td>0.1</td><td>3.2</td></tr></table>		GP-GS	PPG	RPG	APG	MPG	Season	7-0	0.1	0.3	0.1	3.2	Career	7-0	0.1	0.3	0.1	3.2	<ul style="list-style-type: none">Only signee in fall classScored first collegiate point off FT at Little RockMade collegiate debut vs. UCA and has appeared in seven gamesTabbed a 2022 McDonald's All-American nomineeAs a senior at Mustang HS, averaged 12.3 points, 4.3 rebounds and 3.1 assists per game
	GP-GS	PPG	RPG	APG	MPG																	
Season	7-0	0.1	0.3	0.1	3.2																	
Career	7-0	0.1	0.3	0.1	3.2																	
21		<div>Loren Lindsey</div> <div>Fr. G FR 5-11 Fayetteville, Ark. Fayetteville Major: Finance</div>	<table><tr><th></th><th>GP-GS</th><th>PPG</th><th>RPG</th><th>APG</th><th>MPG</th></tr><tr><td>Season</td><td>6-0</td><td>0.0</td><td>0.0</td><td>0.0</td><td>2.1</td></tr><tr><td>Career</td><td>6-0</td><td>0.0</td><td>0.0</td><td>0.0</td><td>2.1</td></tr></table>		GP-GS	PPG	RPG	APG	MPG	Season	6-0	0.0	0.0	0.0	2.1	Career	6-0	0.0	0.0	0.0	2.1	<ul style="list-style-type: none">Local standout player out of Fayetteville HSMade collegiate debut versus UCA and has played in six gamesTabbed to the All-Conference 6A West All-Defensive TeamNamed Northwest Arkansas Democrat Gazette Player of the WeekLed team to state semifinals in 2020 with 55-53 win, and the championship game was not played due to Covid-19
	GP-GS	PPG	RPG	APG	MPG																	
Season	6-0	0.0	0.0	0.0	2.1																	
Career	6-0	0.0	0.0	0.0	2.1																	
22		<div>Avery Hughes</div> <div>Sr. G 3L 5-7 Bentonville, Ark. Bentonville Major: Nursing</div>	<table><tr><th></th><th>GP-GS</th><th>PPG</th><th>RPG</th><th>APG</th><th>MPG</th></tr><tr><td>Season</td><td>9-0</td><td>1.0</td><td>0.0</td><td>0.1</td><td>2.5</td></tr><tr><td>Career</td><td>44-0</td><td>1.0</td><td>0.1</td><td>0.2</td><td>3.5</td></tr></table>		GP-GS	PPG	RPG	APG	MPG	Season	9-0	1.0	0.0	0.1	2.5	Career	44-0	1.0	0.1	0.2	3.5	<ul style="list-style-type: none">Played at the end of the first quarter at AuburnLogged season-high four points in three minutes against TroyFormer walk-on, earned a scholarship prior to 2021-22 seasonExpect more minutes played by Hughes this seasonHas appeared in nine games this seasonBentonville HS's second leading scorer
	GP-GS	PPG	RPG	APG	MPG																	
Season	9-0	1.0	0.0	0.1	2.5																	
Career	44-0	1.0	0.1	0.2	3.5																	
24		<div>Jersey Wolfenbarger</div> <div>So. F 1L 6-5 Fort Smith, Ark. Northside Major: Psychology</div>	<table><tr><th></th><th>GP-GS</th><th>PPG</th><th>RPG</th><th>APG</th><th>MPG</th></tr><tr><td>Season</td><td>24-3</td><td>3.8</td><td>3.7</td><td>0.3</td><td>16.3</td></tr><tr><td>Career</td><td>54-26</td><td>5.9</td><td>4.0</td><td>0.7</td><td>19.6</td></tr></table>		GP-GS	PPG	RPG	APG	MPG	Season	24-3	3.8	3.7	0.3	16.3	Career	54-26	5.9	4.0	0.7	19.6	<ul style="list-style-type: none">Played seven minutes off the bench at VanderbiltLogged season-high 15 points with six rebounds vs. Arkansas StatePulled down a career-high 12 boards against Oral RobertsNamed to SEC All-Freshman TeamRecorded two double-doubles as a freshman, started in all SEC gamesNo. 7 overall recruit and No. 1 wing player in the ESPN HoopGurlz 2021 recruiting rankings at the time of her signing
	GP-GS	PPG	RPG	APG	MPG																	
Season	24-3	3.8	3.7	0.3	16.3																	
Career	54-26	5.9	4.0	0.7	19.6																	
30		<div>Maryam Dauda</div> <div>R-Fr. F FR 6-4 Bentonville, Ark. Bentonville Major: International Business</div>	<table><tr><th></th><th>GP-GS</th><th>PPG</th><th>RPG</th><th>APG</th><th>MPG</th></tr><tr><td>Season</td><td>25-0</td><td>4.1</td><td>2.8</td><td>0.6</td><td>12.3</td></tr><tr><td>Career</td><td>25-0</td><td>4.1</td><td>2.8</td><td>0.6</td><td>12.3</td></tr></table>		GP-GS	PPG	RPG	APG	MPG	Season	25-0	4.1	2.8	0.6	12.3	Career	25-0	4.1	2.8	0.6	12.3	<ul style="list-style-type: none">Did not see action at VanderbiltMatched career-high 11 points with four rebounds, two assists and two blocks at No. 3/4 LSUSat out during 2021-22 season recovering from ACL injury13th-ranked player and top post player in the ESPN HoopGurlz 2021 recruiting class at her time of signingConsensus five-star recruit and McDonald's All-American
	GP-GS	PPG	RPG	APG	MPG																	
Season	25-0	4.1	2.8	0.6	12.3																	
Career	25-0	4.1	2.8	0.6	12.3																	
34		<div>Chrissy Carr</div> <div>R-Sr. G TR 6-1 Eden Prairie, Minn. Syracuse Major: Operations Management</div>	<table><tr><th></th><th>GP-GS</th><th>PPG</th><th>RPG</th><th>APG</th><th>MPG</th></tr><tr><td>Season</td><td>26-26</td><td>10.8</td><td>3.6</td><td>0.6</td><td>27.8</td></tr><tr><td>Career</td><td>141-139</td><td>11.3</td><td>3.7</td><td>1.2</td><td>29.4</td></tr></table>		GP-GS	PPG	RPG	APG	MPG	Season	26-26	10.8	3.6	0.6	27.8	Career	141-139	11.3	3.7	1.2	29.4	<ul style="list-style-type: none">Recorded 18 points off 7-of-13 shooting at VanderbiltSurpassed 500 rebounds in her career vs. VanderbiltLeads team with 56 3-pointersNamed to Paradise Jam All-Tournament TeamLogged season-high 22 points at Little RockSecond in 3PT att. (168), sixth in 3-PT% (.333) & seventh in 3PT (2.2) in SECAcross five seasons, has started in all but two games in her career
	GP-GS	PPG	RPG	APG	MPG																	
Season	26-26	10.8	3.6	0.6	27.8																	
Career	141-139	11.3	3.7	1.2	29.4																	
43		<div>Makayla Daniels</div> <div>Sr. G 3L 5-8 Frederick, Md. Frederick Major: Recreation & Sport Management</div>	<table><tr><th></th><th>GP-GS</th><th>PPG</th><th>RPG</th><th>APG</th><th>MPG</th></tr><tr><td>Season</td><td>23-23</td><td>13.7</td><td>4.0</td><td>2.7</td><td>31.9</td></tr><tr><td>Career</td><td>111-111</td><td>12.0</td><td>3.4</td><td>2.5</td><td>27.9</td></tr></table>		GP-GS	PPG	RPG	APG	MPG	Season	23-23	13.7	4.0	2.7	31.9	Career	111-111	12.0	3.4	2.5	27.9	<ul style="list-style-type: none">Logged season-high 31 points at VanderbiltRecorded buzzer beating first game vs. Vanderbilt, tallying 16 pointsNo. 6 in 3 PT% (.341) & 8 in 3-pointers (2.0) and steals (1.8) in SECOne of 22 nationally to start in every collegiate game (min. 100 games)All-SEC Preseason Second Team choiceTabbed Paradise Jam Reef Tournament MVPNo. 17 all-time career scorer at Arkansas (1,328)Leading returning scorer (14.0) and rebounder (5.3) from 2021-22 team
	GP-GS	PPG	RPG	APG	MPG																	
Season	23-23	13.7	4.0	2.7	31.9																	
Career	111-111	12.0	3.4	2.5	27.9																	
55		<div>Emrie Ellis</div> <div>So. F 1L 6-3 Vanoss, Okla. Vanoss Major: Exercise Science</div>	<table><tr><th></th><th>GP-GS</th><th>PPG</th><th>RPG</th><th>APG</th><th>MPG</th></tr><tr><td>Season</td><td>17-0</td><td>0.8</td><td>1.2</td><td>0.1</td><td>7.2</td></tr><tr><td>Career</td><td>44-0</td><td>2.1</td><td>1.7</td><td>0.4</td><td>9.5</td></tr></table>		GP-GS	PPG	RPG	APG	MPG	Season	17-0	0.8	1.2	0.1	7.2	Career	44-0	2.1	1.7	0.4	9.5	<ul style="list-style-type: none">Played 14 minutes & logged season-high five boards at VanderbiltMatched season-high five points vs. Florida off perfect shooting dayPlayed in 27 games during her freshman seasonHer five blocks vs. UAPB in 2021 was most by a freshman Hog since 2014Had 11 points and five boards in 27 minutes vs. Auburn last yearNo. 48 overall recruit in ASGR's 2021 recruiting rankings
	GP-GS	PPG	RPG	APG	MPG																	
Season	17-0	0.8	1.2	0.1	7.2																	
Career	44-0	2.1	1.7	0.4	9.5																	

HC
Mike Neighbors
 Sixth season, 10th overall
 Alma Mater: Arkansas '93

Career: 212-113 (10th)
AR: 114-72 (6)
 • Started season 13-0
 • Passed 100 wins at Arkansas and 200 in his career
 • Proud Arkansas native

AHC
Todd Schaefer
 Sixth Season

AC
Pauline Love
 Sixth Season

Lacey Goldwire
 Fourth Season

40 - Social | @RazorbackWBB



Saylor Poffenbarger
R-Fr. | 6-2 | G
Middletown, Md.




Samara Spencer
So. | 5-7 | G
Fort Lauderdale, Fla.



Erynn Barnum
R-Sr. | 6-2 | F
Little Rock, Ark.



Rylee Langerman
Jr. | 5-9 | G
Norman, Okla.



Sasha Goforth
Jr. | 6-1 | G
Fayetteville, Ark.



Ashlyn Sage
So. | 6-2 | G
Weatherford, Okla.



Karley Johnson
Fr. | 5-9 | G
Mustang, Okla.



Loren Lindsey
Fr. | 5-11 | G
Fayetteville, Ark.



Avery Hughes
Sr. | 5-7 | G
Bentonville, Ark.



Jersey Wolfenbarger
So. | 6-5 | G/F
Fort Smith, Ark.




Maryam Dauda
R-Fr. | 6-4 | F
Bentonville, Ark.



Chrissy Carr
R-Sr. | 6-1 | G
Eden Prairie, Minn.



Makayla Daniels
Sr. | 5-9 | G
Frederick, Md.



Emrie Ellis
So. | 6-3 | F
Vanoss, Okla.



Mike Neighbors
Head Coach
Sixth Season



Todd Schaefer
Associate Head Coach
Sixth Season



Pauline Love
Assistant Coach
Sixth Season



Lacey Goldwire
Assistant Coach
Fourth Season



Amber Shirey
Director of Operations



Jayci Stone
Director of SA Development



Jeff Brazil
Special Assistant to the HC



Simone Rush
Head Athletic Trainer