



RAZORBACKS®

2022-23 Women's Basketball Game Notes

Kylie Magar | Assistant Director, Communications
E: kmagar@uark.edu | ArkansasRazorbacks.com

2022-23 SCHEDULE

Date	Opponent	Time	TV/RESULT
Nov. 2	vs. UAFS (exhibition)	7 PM	W, 92-62
Nov. 7	at UAPB	6 PM	W, 70-50
Nov. 11	Central Arkansas	10:30 AM	W, 72-34
Nov. 14	Tulsa	7 PM	W, 79-70
Nov. 17	Kent State	7 PM	W, 80-59
Nov. 20	at Little Rock	1 PM	W, 93-49
Nov. 24	Northern Arizona\$	5:45 PM	W, 82-73
Nov. 25	Clemson\$	8 PM	W, 76-62
Nov. 26	No. 25 Kansas State\$	8 PM	W, 69-53
Dec. 1	Troy	7 PM	W, 87-70
Dec. 4	Oral Roberts	2 PM	W, 92-58
Dec. 8	Lamar	7 PM	W, 63-50
Dec. 11	Arkansas State	3 PM	W, 77-63
Dec. 17	at No. 16/16 Creighton	1 PM	W, 83-75
Dec. 20	No. 16/15 Oregon+	3 PM	L, 85-78
Dec. 21	USF+	3 PM	L (OT), 66-65
Dec. 29	No. 9/9 LSU*	6 PM	L, 69-45
Jan. 1	at Kentucky*	1 PM	W, 71-50
Jan. 5	Florida*	7 PM	W, 102-74
Jan. 8	at Missouri*	2 PM	W, 77-55
Jan. 16	Vanderbilt*	6 PM	W, 84-81
Jan. 19	at No. 3/4 LSU*	8 PM	L, 79-76
Jan. 22	at No. 1/1 South Carolina*	2 PM	L, 92-46
Jan. 26	Alabama*	6 PM	L, 69-66
Jan. 29	Ole Miss*	4 PM	L (OT), 76-73
Feb. 5	at Auburn*	2 PM	W, 54-51
Feb. 9	at Vanderbilt*	8 PM	L, 78-70
Feb. 12	Missouri*	2 PM	W, 61-33
Feb. 16	Tennessee*	6 PM	L, 87-67
Feb. 19	at Georgia*	11 AM	L, 71-48
Feb. 23	at Mississippi State*	8 PM	SECN
Feb. 26	Texas A&M*	11 AM	SECN

*-SEC Contest

\$-Paradise Jam (St. Thomas, U.S. Virgin Islands)

+ -San Diego Invitational (San Diego, Calif.)

30 ARKANSAS AT MISSISSIPPI STATE | HUMPHREY COLISEUM | FEB. 23 | SECN

Arkansas
Razorbacks



VS.



Mississippi State
Bulldogs

Record 19-10
Conference Record 6-8
AP Poll N/A
USA Today Coaches Poll N/A
Head Coach Mike Neighbors
HC Record at UofA (Yrs) 115-74 (sixth season)
HC Career Record (Yrs) 213-115 (10th season)
Neighbors' Record vs. Mississippi State 3-5

Record 19-8
Conference Record 8-6
AP Poll N/A
USA Today Coaches Poll N/A
Head Coach Sam Purcell
HC Record at State (Yrs) 19-8 (first season)
HC Career Record (Yrs) Same
Purcell's Record vs. UofA 0-0

LAST STARTING 5



#43 MAKAYLA DANIELS

Sr. | G | 5-8 | Frederick, Md.

PPG	RPG	APG	MPG
12.8	4.0	3.0	32.0



#2 SAMARA SPENCER

So. | G | 5-7 | Fort Lauderdale, Fla.

PPG	RPG	APG	MPG
13.4	3.8	4.4	33.9



#0 SAYLOR POFFENBARGER

R-Fr. | F | 6-2 | Middletown, Md.

PPG	RPG	APG	MPG
8.7	6.6	2.3	32.5



#34 CHISSY CARR

R-Sr. | G | 6-1 | Edern Prairie, Minn.

PPG	RPG	APG	MPG
11.6	3.5	0.6	27.9



#4 ERYNN BARNUM

R-Sr. | F | 6-2 | Little Rock, Ark.

PPG	RPG	APG	MPG
16.7	6.8	1.8	27.3

SNAPSHOT:

- Logged three points, four rebounds and six assists at Georgia
- Sits No. 16 (1,347) on the all-time scoring list
- No. 7 in steals (2.0) and FT% (.770) in the SEC
- Preseason All-SEC Second Team choice

SNAPSHOT:

- Did not score vs. UGA, but had a near double-double vs. Tennessee w/ 10 points & nine assists
- Has 127 assists, 11th most in a single season
- No. 4 in assists and No. 17 in scoring in SEC
- Tabbled the 2022 SEC Freshman of the Year

SNAPSHOT:

- Logged six points, seven rebounds and three assists at Georgia
- Five-time SEC Freshman of the Week
- No. 2 in single-season def. rebounds at Arkansas (166)
- No. 5 in def. RPG & No. 12 in rebounding in the SEC

SNAPSHOT:

- Led team in scoring with 21 points and a career-best five 3-pointers vs. Georgia
- Leads with 69 triples, 15th most in single season
- Has started in 142 career games
- No. 2 in 3-pointers per game (2.4) in SEC

SNAPSHOT:

- Reached 1,000 career-points at Georgia, finishing with 16 points and seven rebounds
- Katrina McClain Midseason Top 10 selection
- Leads SEC in FG% (.581), fifth in scoring and 11th in rebounding
- 19th in FG% in NCAA

FOLLOW, WATCH & LISTEN



@RAZORBACKWBB

TV: SECN

On the Call: Tiffany Greene and Matthew Mitchell

Razorback Sports Network from Learfield (Radio)

Phil Elson - <http://143.223.155.160/audio>
Fayetteville - KQSM-FM-92.1 /// KYNG-AM - 1590*
Fort Smith - KFPW-AM-1230 /// KHGG-AM-1580



NEIGHBORHOOD WATCH

→ Arkansas' game against Mississippi State, two bubble teams, is almost a must-win for the Razorbacks in earning a bid to the NCAA Tournament

→ The Razorbacks started out the season 13-0, but has since gone 6-11, including 6-8 in SEC play

→ Arkansas and Mississippi State have played an even series, as the Bulldogs have a slight 22-21 edge, but the Razorbacks are going into Starkville with three straight wins over State

→ The team is 19-10 with the opportunity to earn the program's 22nd 20-win season in program history, third under head coach **Mike Neighbors**

→ The team finished the non-conference slate at 13-2, with its win total leading the country for majority of the non-conference season. Arkansas played the maximum allotted games in the non-conference slate with 15

→ **Erynn Barnum** leads the team in scoring and rebounding with 16.7 points and 6.8 rebounds per game. Her .581 field goal percentage leads the SEC, as it has majority of the season. She is coming off achieving 1,000 points in her career and became the 18th Razorback to join the 1,000 points/500 rebound club

→ **Barnum** is one of 10 candidates for the Katrina McClain Award, given to the best power forward in the country

→ Also having reached 500 career rebounds last month, becoming the 32nd member of the 1,000-point club would also make **Barnum** one of 18 Razorbacks to reach 1,000 points/500 rebounds in their career

→ **Samara Spencer** is the second leading scorer with 13.4 points per game and leads the team in assists with 12.7. Her 4.4 assists per game is the fourth most in the SEC

→ **Makayla Daniels** leads the team in steals with 50 and averages 12.8 points per game

→ **Daniels** keeps moving up in career top 10-20 lists, sitting No. 16 in points (1,347), No. 4 in career starts (114), No. 9 in career 3-pointers (157) and No. 14 in career assists (293)

→ **Chrissy Carr** logs 11.6 points per game and leads the squad with 69 3-pointers

→ **Saylor Poffenbarger** has a team's most 33 blocks and with 166 defensive rebounds. She needs 25 more to earn the individual season defensive rebound record

→ The team is second in least turnovers committed per game in the SEC with 14.0 per game

→ Arkansas gets to the line 23.2 times per game, which is second in the conference and sixth in the country. The Razorbacks' 15.5 makes from the free throw line per game is third in the SEC and 16th in the NCAA

→ Arkansas leads the SEC in 3-point attempts per game (26.5), which is 12th in the country, and No. 2 in 3-pointers per game (7.9) in the league

→ Head coach **Neighbors** earned his 200th win in late November at the Paradise Jam in the Virgin Islands versus Northern Arizona (W, 82-73) and surpassed 100 wins at Arkansas following the team's 80-59 win over Kent State

→ With **Neighbors** in charge, the Hogs are coming off back-to-back NCAA Tournament appearances (should be back-to-back-to-back had the COVID-19 pandemic have not cancelled the 2020 tournament) and four consecutive winning seasons. **Neighbors** also has the most wins of any collegiate coach with 10 years of experience

→ The Razorbacks were projected to finish fourth in the SEC Preseason Media Poll and tied for fifth in the SEC Preseason Coaches Poll. **Daniels** represents Arkansas on the Preseason Second Team (Coaches Poll)

SCOUTING MISSISSIPPI STATE ABOUT THE BULLDOGS

→ Mississippi State is 19-8, also searching for 20 wins like the Razorbacks, along with 8-6 in SEC play

→ **Jessika Carter** paces the Bulldogs with 14.8 points and 7.6 rebounds per game along with 55 blocks

→ **Anastasia Hayes** has a team's most 116 assists

→ **JerKaila Jordan** leads the way in steals with 59, while also averaging double digits with 11.5 points per game

→ In the SEC Preseason Coaches Poll, Mississippi State was picked to finish in a tie for fifth (with Arkansas), as well as eighth in the Media Poll

→ **Hayes** was tabbed to the Preseason Coaches All-SEC First Team, while **Carter** was picked to the Second Team. Both were picked to the Second Team by the media

ABOUT THE HEAD COACH

→ **Sam Purcell** is undergoing a successful first year at Mississippi State as a first-year head coach

→ **Purcell** has 19 years of coaching experience, including the previous nine years at Louisville

→ Got his start in coaching as a student coach at Auburn, his alma mater

SERIES HISTORY OF MISSISSIPPI STATE VS. ARKANSAS

→ Arkansas is behind slightly in the series, 21-22, but in SEC regular season games, the Razorbacks have a 20-18 edge

→ The first game of the series was in 1992, which ended in favor of Mississippi State with a 76-66 loss for Arkansas in Starkville

→ Arkansas is on a three-game winning streak against Mississippi State after previously losing 10 straight to the Bulldogs

→ The Razorbacks are 7-12 in games played in Starkville

→ Arkansas saw Mississippi State twice last season, picking up two wins, including an important 87-79 road victory to clinch an NCAA Tournament bid. In that win when the team's back was

BENCHMARK PERFORMANCES

10+ POINTS	19-20	20-21	21-22	22-23	TOT
Makayla Daniels	12	19	19	20	70
Erynn Barnum	4	9	6	25	44
Samara Spencer	-	-	20	19	39
Chrissy Carr	-	-	-	18	18
Jersey Wolfenbarger	-	-	12	2	14
Saylor Poffenbarger	-	-	-	12	12
Maryam Dauda	-	-	-	4	4
Rylee Langerman	-	0	1	1	2
Emrie Ellis	-	-	1	0	1

20+ POINTS	19-20	20-21	21-22	22-23	TOT
Makayla Daniels	2	1	5	3	11
Erynn Barnum	0	0	0	9	9
Samara Spencer	-	-	3	6	9
Chrissy Carr	-	-	-	2	2
Saylor Poffenbarger	-	-	-	1	1

30+ POINTS	19-20	20-21	21-22	22-23	TOT
Makayla Daniels	0	0	2	1	3
Erynn Barnum	0	0	0	1	1
Samara Spencer	-	-	0	1	1

5+ 3-POINTERS	19-20	20-21	21-22	22-23	TOT
Chrissy Carr	-	-	-	3	3
Samara Spencer	-	-	1	2	3
Makayla Daniels	1	0	1	0	2
Rylee Langerman	-	0	1	0	1

50% FG (8 ATT.)	19-20	20-21	21-22	22-23	TOT
Erynn Barnum	3	6	3	18	30
Makayla Daniels	4	3	10	3	20
Samara Spencer	-	-	8	7	15
Jersey Wolfenbarger	-	-	6	1	7
Chrissy Carr	-	-	-	5	5
Saylor Poffenbarger	-	-	-	4	4
Rylee Langerman	-	0	1	0	1

10+ REBOUNDS	19-20	20-21	21-22	22-23	TOT
Saylor Poffenbarger	-	-	-	6	6
Erynn Barnum	1	1	1	2	5
Jersey Wolfenbarger	-	-	2	1	3
Makayla Daniels	0	0	1	0	1
Rylee Langerman	-	0	1	0	1

5+ ASSISTS	19-20	20-21	21-22	22-23	TOT
Samara Spencer	-	-	5	11	16
Makayla Daniels	3	2	6	5	16
Saylor Poffenbarger	-	-	-	4	4
Erynn Barnum	0	0	0	3	3

3+ BLOCKS	19-20	20-21	21-22	22-23	TOT
Erynn Barnum	3	1	0	3	7
Jersey Wolfenbarger	-	-	2	2	4
Saylor Poffenbarger	-	-	-	3	3
Emrie Ellis	-	-	2	0	2
Chrissy Carr	-	-	-	1	1
Maryam Dauda	-	-	-	1	1

5+ STEALS	19-20	20-21	21-22	22-23	TOT
Makayla Daniels	4	1	1	1	7
Erynn Barnum	0	0	2	1	3
Rylee Langerman	-	0	1	0	1
Samara Spencer	-	-	1	0	1

DOUBLE-DOUBLES	19-20	20-21	21-22	22-23	TOT
Saylor Poffenbarger	-	-	-	4	4
Erynn Barnum	1	1	0	2	4
Jersey Wolfenbarger	-	-	2	0	2
Makayla Daniels	0	0	1	-	1

Stat Comparison

UA	MSU
72.6	71.4
64.9	57.3
.404	.450
.371	.351
.297	.354
7.9	5.8
.668	.655
38.1	40.7
13.2	16.0
14.0	16.6
+3.0	+1.4
6.9	9.7
4.3	5.0

2022-23 SOUTHEASTERN CONFERENCE STANDINGS

CONFERENCE STANDINGS														
	CONFERENCE				OVERALL					AP				COACHES
	W-L	Pct.	H	A	W-L	Pct.	H	A	N	Streak	vs T10	vs T25	vs T10	vs T25
South Carolina	14-0	1.000	7-0	7-0	27-0	1.000	14-0	12-0	1-0	W27	3-0	5-0	3-0	6-0
LSU	13-1	.929	7-0	6-1	25-1	.962	14-0	7-1	4-0	W2	0-1	1-1	0-1	1-1
Tennessee	12-2	.857	7-0	5-2	20-9	.690	14-3	5-4	1-2	W3	0-4	0-6	0-4	0-6
Alabama	9-5	.643	4-3	5-2	20-7	.741	11-3	8-3	1-1	L1	0-2	0-3	0-2	1-3
Ole Miss	9-5	.643	5-2	4-3	20-7	.741	13-2	6-4	1-1	L2	0-2	0-3	0-2	1-3
Georgia	8-6	.571	5-2	3-4	19-9	.679	12-3	4-4	3-2	W4	0-3	0-3	0-2	0-3
Mississippi State	8-6	.571	5-2	3-4	19-8	.704	13-2	3-5	3-1	W1	0-1	0-1	0-1	0-2
Arkansas	6-8	.429	3-4	3-4	19-10	.655	10-4	6-4	3-2	L2	0-3	2-4	0-3	1-2
Missouri	6-8	.429	3-4	3-4	17-10	.630	10-5	5-4	2-1	W2	0-2	0-3	0-3	0-3
Auburn	4-10	.286	3-4	1-6	14-12	.538	12-5	1-6	1-1	L1	0-4	0-4	0-4	0-4
Florida	3-11	.214	2-5	1-6	14-13	.519	9-5	3-7	2-1	L5	0-0	0-1	0-0	0-1
Vanderbilt	3-11	.214	3-4	0-7	12-16	.429	9-6	3-8	0-2	W1	0-2	0-3	0-2	0-4
Kentucky	2-12	.143	1-6	1-6	10-16	.385	7-9	2-6	1-1	L5	0-3	0-5	0-3	0-6
Texas A&M	1-13	.071	1-6	0-7	6-18	.250	6-8	0-10	0-0	L6	0-3	0-3	0-3	0-3

2022-23 SEC Preseason
Media Poll

1. South Carolina
2. Tennessee
3. LSU
4. **Arkansas**
5. Ole Miss
6. Florida
7. Kentucky
8. Mississippi State
9. Georgia
10. Alabama
11. Texas A&M
12. Missouri
13. Auburn
14. Vanderbilt

2022-23 SEC Preseason
Coaches' Poll

1. South Carolina
2. Tennessee
3. LSU
4. Alabama
5. **Arkansas**
6. Mississippi State
7. Florida
8. Ole Miss
9. Georgia
10. Kentucky
11. Texas A&M
12. Missouri
13. Auburn
14. Vanderbilt

against the wall, all five starters reached double digits in scoring. **Sasha Goforth** led Arkansas with 20 points and three blocks, while **Jersey Wolfenbarger** logged 13 points and six rebounds, **Makayla Daniels** had 14 points and **Samara Spencer** put up 12 points

LAST TIME OUT

- Arkansas was down by six to Georgia with nine minutes remaining in the game, but suffered a complete meltdown in the fourth quarter, being outscored 23-8 in the frame to drop the game, 71-48
- **Chrissy Carr** led the Razorbacks with 21 points and making all of Arkansas' five 3-pointers to tie a career-high
- **Erynn Barnum** joined the 1,000-point club in the fourth quarter and finished the game with 16 points, seven rebounds and a block
- **Saylor Poffenbarger** pulled down seven defensive rebounds and **Makayla Daniels** logged an SEC-high six assists

AN ARKANSAS WIN MEANS...

- Getting back in the win column, which would be great
- Extending a winning streak over Mississippi State to four games
- The team's seventh road win of the season
- A 20-win season, marking **Mike Neighbors'** third at Arkansas
- Big resume builder for the Razorbacks' NCAA Tournament chances

MIDSEASON TOP 10

- **Erynn Barnum** was named one of 10 chosen to the Katrina McClain Power Forward of the Year Midseason Top 10 list, becoming the first Razorback to be named to this award's watch list or midseason list
- The list will be narrowed down to five in late February and the finalists will be chosen in late March to be then presented to Katrina McClain and the selection committee
- Being one of 20 on the original preseason watch list, she became the first Arkansas player to make a preseason watch list for an award since the 2020-21 season

BARNUM BUCKETS

- **Erynn Barnum** is playing all-conference level type of basketball, while also capturing national eyes
- She has surpassed all season highs in every statistical category and reached 1,000 points and 500 rebounds in her career this year
- Recorded 13th consecutive double-digit scoring game with 16 points, seven rebounds and a block at Georgia. She surpassed 1,000 points in the fourth quarter of that game
- She is the 32nd member of the 1,000-point club and 18th of the 1,000-point, 500-rebound group
- Tallied an incredible 37-point performance against Ole Miss, tying for the seventh most points scored in a game by a Razorback. She also surpassed 500 rebounds, becoming the 30th member of the 500-rebound club at Arkansas
- Leads the team with nine 20-point games, never having one prior to this season
- In the last seven games, **Barnum** has averaged 19.7 points and 6.9 rebounds per game
- Only player to have two perfect shooting days in the SEC this year, going 8-of-8 vs. Arkansas State and 5-of-5 at Little Rock
- Among active SEC players, sits No. 9 in career rebounds (536) and No. 13 in scoring (1,001)
- SEC statistical rankings: first in field goal percentage (.581), third in free throw attempts (172), fifth in scoring (16.7), eighth in offensive rebounds (2.7), 11th in rebounds (6.8), 14th in blocks (1.1) and 15th in free throw percentage (.634)
- In SEC games, she is averaging 17.64 points per game
- NCAA statistical rankings: 19th in field goal percentage and free throw attempts and 40th in total points (484)
- Longest tenured Razorback, with this being her fifth year (redshirted in 2018-19)
- Last season averaged 7.6 points and 4.8 rebounds per game. She started in 10 of 22 games, missing a large part of year due to injury

MAK ATTACK

- This team is four-year veteran **Makayla Daniels'** team
- Limited to just three points but delivered six assists and four rebounds at Georgia
- Registered the third 30-point game of her career with a season-high 31 points off 11-of-23 shooting at Vanderbilt
- Sits No. 16 on the all-time scoring list with 1,347 points, needing 32 more to surpass **Sytia Messer** (1,379) at No. 15
- Also ranks No. 4 in career starts (114), No. 9 career 3-pointers (157) and No. 15 in career assists (288)
- Has fourth most steals (186), as well as fifth most points and most assists among active SEC players

→ SEC statistical rankings: seventh in free throw percentage (.770), steals (1.92) and minutes (31.97), as well as 11th in 3-pointers made per game (1.85) and 15th in assists (2.96)
 → Won Paradise Jam Reef Tournament MVP, averaging 17.3 points, 5.7 rebounds, 2.7 assists and 2.0 steals per game
 → Was No. 1 on Sportscenter for her buzzer beater against Vanderbilt in game where she finished with 16 points
 → Earned a spot on the SEC Preseason Second Team, her first recognition by the league since she was SEC Freshman of the Week in 2019-20
 → Last season averaged 14.0 points and a team-leading 5.3 rebounds. **Daniels** also averaged 2.9 assists and 1.8 steals per game

KEEPING IT 100!

→ **Makayla Daniels** is one of 23 players in collegiate women's basketball to start in all games they have appeared in with a minimum 100 contests
 → Notable names on the list
 ■ 150 - Ashley Joens (Iowa State)
 ■ 148 - Cate Reese (Arizona)
 ■ 147 - Thelma Dis Agustsdottir (Ball State)
 ■ 134 - Lindsey Thall (Kent State)
 ■ 131 - Cijaja Harbison (Vanderbilt/Saint Louis)
 ■ 128 - Aliyah Boston (South Carolina)
 ■ 127 - Zia Cooke (South Carolina)
 ■ 127 - Lou Lopez-Senechal (UConn/Fairfield)
 ■ **114 - Makayla Daniels (Arkansas)**
 ■ 114 - Lauren Park-Lane (Seton Hall)
 ■ 113 - Amari Young (Old Dominion)
 ■ 112 - Elizabeth Kitley (Virginia Tech)

SPEEDY SAM

→ **Samara Spencer** was named the 2022 SEC Freshman of the Year, and has continued to be big for the team in her sophomore campaign
 → Dominates the paint with her speed to the basket, can get to the free throw line and can shoot the 3-pointer with great accuracy
 → Tough day at Georgia, going 0-for-8 from the field, but tallied two assists
 → Logged a near double-double with 10 points and nine assists against Tennessee. She had just two turnovers in that game
 → Has earned 19 double-digit scoring games, six 20+ point contests, as well as one 30-point game and a double-double
 → Logged a career-high 32 points against Oral Roberts, shooting 10-of-17 from the field with a career-high six 3-pointers
 → SEC statistical rankings: fourth in assists (4.38) and minutes (33.88), sixth in free throw attempts (132), ninth in assist/turnover ratio (1.46) and field goal attempts (344), 14th in 3-pointers made per game (1.55) and 17th in scoring (13.41)
 → NCAA statistical rankings: 41st in total assists (125)
 → Already surpassed last season's assist total, as she leads the team with 127, which is the 11th most in a season in school history
 → **Spencer** averaged 12.2 points, 3.7 rebounds, 3.1 assists, 1.2 steals and 30.1 minutes per game last season, while leading team with 96 assists

POFFEN OFF!

→ **Saylor Poffenbarger** is a big guard. If you need her to play any position one through five, she can handle it
 → Coming off six points, seven defensive rebounds and three assists at Georgia
 → Logged her fourth double-double of the season at Auburn, registering 10 points and 10 rebounds. Her four double-doubles ties the most

WHAT'S HE SAYIN'?

Trying to figure out what Coach Neighbors is saying on the bench? Don't worry - he has a language all his own.

Coach Neighbors plays Positionless Basketball. Instead of having guards, forwards and centers, he has Rabbits, Rackers, Locks and Dragons.



Rabbits run the floor and look to score quickly with a layup.



Rackers bring the ball up the floor, and are trying to get to the rack.



Locks, generally good three-point shooters, are trying to win the race to the corners.



The Dragon is the last player down the court, dragging behind the others.

by a Razorback since **Taylah Thomas**, who also had four, in 2019-20

→ Leads the league in SEC Freshman of the Week awards with five

→ Recorded a career-high 24 points with six rebounds at Missouri, while holding the Tigers' best scorer, **Hayley Frank**, to just five points
 → Usually is put up against the opposing team's leading scorer, and has done a great job limiting their productivity

→ No. 2 in single-season defensive rebounds (166) at Arkansas. The record is 190 held by **Lauren Ervin** (2006-07)

→ SEC statistical rankings: fifth in defensive rebounds (5.72), sixth in minutes (32.49), 12th in rebounds (6.55) and 13th in blocks (1.14)

→ Joined the team midway through last year after transferring from UConn. She was the No. 30th-ranked recruit in the 2021 class

TRANSFER PORTAL JACKPOT

→ **Chrissy Carr** has started in all but two collegiate games she has appeared in during her fifth collegiate season with 142 starts

→ Reached double digits in scoring 18 times this season and has led the team in points in six different contests (including ties)

→ Coming off 21 points off matching a career-high five 3-pointers at Georgia

→ Has scored double digits in scoring in each of the last four games. She has led the team with 17.8 points per game along with 3.3 rebounds per game during that four-game stretch, while knocking down 16 3-pointers

→ Named to the Paradise Jam All-Tournament Team, averaging 14.7 points and 5.0 rebounds per game

→ Delivered a season-high 22 points off 7-of-10 shooting and four 3-pointers at Little Rock

→ SEC statistical rankings: first in 3-point attempts (197), second in 3-pointers made per game (2.38), sixth in 3-point percentage (.350)

→ NCAA statistical rankings: 22nd in 3-point attempts and 31st in total 3-pointers (69)

→ Among active NCAA players, has 61st most points (1,646) and 12th most made 3-pointers (295)

OUR RECORD WHEN ...

Overall	19-10
Home / Away / Neutral	10-4/6-4/3-2
SEC	6-8
Home / Away	3-4/3-4
White Uniforms	12-5
Cardinal Uniforms	6-3
Anthracite Uniforms	1-2

LEADS/QUARTERS/HALFTIME/OT

Leading after the 1st quarter	14-3
Leading after the 2nd quarter/Half	17-2
Leading after the 3rd quarter	18-3
Leading at the half, home	8-1
Leading at the half, road/neutral	9-1
Tied at the half, home	0-0
Tied at the half, road/neutral	1-0
Games decided by 5 points or fewer	2-4
Games decided by 10 points or fewer	5-5
Leading with 5:00 left	19-3
Leading with 2:00 left	19-2
Overtime games	0-2

OFFENSE

Scoring less than 70 points	4-6
Scoring 70-79 points	7-4
Scoring 80-89 points	5-0
Scoring 90-99 points	2-0
Scoring 100+ points	1-0
2 Players Or Less in Double Figures	0-3
3 Players in Double Figures	9-5
4 Players in Double Figures	6-1
5 Players in Double Figures	3-1
5+ Players in Double Figures	1-0
When shooting 50 percent or higher	1-0
When shooting less than 50 percent	18-10

REBOUNDING/TURNOVERS

When outrebounding opponent	15-0
When outrebounded	3-10
When rebounds are even	1-0
When grabbing 10+ offensive reb	13-4
When forcing 15+ turnovers	12-8
When committing less than 15 turnovers	12-7
When committing 15+ turnovers	7-3

Top Scorers (Includes Ties)

Barnum ... @UAPB, UCA, TU, UO, USF, @UK, @LSU, Bama, Ole Miss, @AUB, Tenn	
Carr	@LR, K-ST, LU, UF, MIZ, @UGA
Daniels	CLEM, UF, @Vandy
Spencer ... @UABP, Kent, NAU, Troy, ORU, A-St., CU, LSU, UF, Vandy, @SC	
Poffenbarger	@UK, UF, @MIZ

Top Rebounders (Includes Ties)

Barnum	
@UAPB, UCA, @LR, NAU, CLEM, Troy, @UK, UF, @MIZ, Vandy, @LSU, Bama, Ole Miss, @Vandy, MIZ, @UGA	
Carr	NAU
Daniels	LSU, Ole Miss, Tenn
Poffenbarger ... TU, @LR, CLEM, ORU, LU, A-St., CU, UO, USF, UF, @AUB, @UGA	
Spencer	Kent, K-ST
Team	@SC
Wolfenbarger	LSU, Tenn

Months

November	8-0
December	5-3
January	4-4
February	2-3

→ An overall well-rounded player, **Carr** can shoot, attack the basket to get to her midrange, rebound, defend and lead as a veteran player
 → Averaged double digits, or near to it, all four years thus far with 9.8 PPG as a freshman and sophomore at Kansas State and a career-high 15.2 points and 4.9 rebounds per game as a junior. In her one year at Syracuse, averaged 11.7 points and 4.6 boards per game, while leading the team in 3-pointers (60) and shooting 36.3 percent from deep

TAKING ONE FOR THE TEAM

→ Being told to play in a position you have never played before is quite tough, especially as a freshman in college, but **Jersey Wolfenbarger** handled that task with ease
 → **Wolfenbarger** played down low in just about every start last season, setting her up to play against some of the best bigs in the country
 → Played nearly 12 minutes at Georgia
 → Started in three games this season with one of those starts coming against Arkansas State, where she logged a season-high 15 points off 4-of-8 shooting with six boards
 → Averaged 9.3 points, 8.0 rebounds and 2.7 blocks per game during that three-game stretch she started (ORU, Lamar and A-State)
 → Last season, averaged 7.6 points, 4.3 rebounds and 0.9 blocks per game and named to the All-SEC Freshman Team
 → Double-doubled twice last season with 12 points/11 rebounds at Missouri and 12 points/10 boards at Texas A&M
 → High school accolades: McDonald's All-American, two-time Arkansas Gatorade Player of the Year, No. 7 overall recruit in the country and No. 1 wing player in ESPN HoopGurlz, Naismith HS Player of the Year and FIBA U19 World Cup medalist

THE GLUE

→ **Rylee Langerman** is a hustler and team player. She is willing to do the dirty work or anything her team needs to win
 → Often called "the glue girl" and a player everyone needs on a team to be successful
 → Hustle-type or game-changing type plays are called "Rylees"
 → Registered 12.5 minutes and pulled down a rebound at Georgia
 → Leads the bench in minutes with 17.8 per game
 → Registered second career double-digit scoring contest with 10 points, five boards and four steals against Tulsa
 → **Langerman** was named to the 2023 and 2022 SEC Community Service Team. She is a role model in the NWA community and beyond, as well as a positive light to those also affected by Alopecia
 → Her stats don't always show up on the box score, but if there's a loose ball, a ball going out of bounds or a tie-up, you can bet she's involved
 → Averaged 3.2 points and 3.7 rebounds across 19.2 minutes per game last season

NICE, YET INTIMIDATING

→ **Maryam Dauda** is primed to be one of the top bigs in the SEC in the near future. The scariest thing about her is she can not only take care of business down low, but she can shoot 3-pointers and make them too

→ Performed well against top competition, delivering five points, three boards and two blocks at No. 1/1 South Carolina and matched a career-high 11 points, while also tallying four rebounds, two assists and two blocks in 13 minutes at No. 3/4 LSU
 → Registered a 3-pointer in six games and at least one block in 10
 → Recovered from an ACL injury she suffered from in high school last season
 → Was a top player out of high school, as the No. 13 player in the country according to ESPN HoopGurlz. She was also a McDonald's All-American

SE OKLAHOMA'S BEST KEPT SECRET

→ **Emrie Ellis** was a key component to last year's freshman class, logging a handful of minutes off the bench
 → Playing more as of late as the back-up post player, coming off two points and three rebounds in 13 minutes at Georgia
 → Has averaged 12.1 minutes per game in last three game appearances
 → Registered five points off a perfect 1-of-1 shooting from 3-point and two free throws against Florida. Her first of two free throws elevated the Razorbacks to 100 points
 → Playing 8.0 minutes per game with 20 game appearances
 → **Ellis** saw a lot of time on the court as a rookie, appearing off the bench in 27 games to average 2.9 points, 2.1 rebounds, 0.8 blocks and 10.8 minutes per game
 → Her career-best game came when the team needed her the most against Auburn last season, tallying 11 points and five boards in the thrilling win

VETERAN PRESENCE

→ The team has three players who have been on the team for 4+ years
 → Those three student-athletes are **Erynn Barnum**, **Makayla Daniels** and **Avery Hughes**
 → **Hughes** is a former walk-on, she earned a scholarship ahead of last season. She became the first walk-on for **Coach Neighbors** and staff at Arkansas. She logged a season-high four points against Troy and has appeared in 11 games this year
 → She also appeared in 14 games last year and is known for

BY THE NUMBERS

1,347 Makayla Daniels is No. 16 on the all-time career scoring list at Arkansas with 1,347 points. She needs 32 more points to move up to No. 15 (1,379)

1,001 Erynn Barnum became the 32nd member of the 1,000-point club at Arkansas on Sunday, scoring almost half of those points in this season alone. She also achieved 500 career rebounds earlier this season to be the 18th Razorback to achieve 1,000 points and 500 rebounds in their career

166 Saylor Poffenbarger has 159 defensive rebounds this season, which is No. 2 all-time in a single season. She needs 24 more to tie Lauren Ervin for the record at 190

19 The team has 19 wins, which has surpassed last season's total. With one more win, Mike Neighbors will achieve his third 20-win season at Arkansas

GAME-BY-GAME STARTERS IN 2022-23 (ALPHABETICAL)

OPPONENT	1	2	3	4	5
UAPB	Barnum	Carr	Daniels	Poffenbarger	Spencer
Central Arkansas	Barnum	Carr	Daniels	Poffenbarger	Spencer
Tulsa	Barnum	Carr	Daniels	Poffenbarger	Spencer
Kent State	Barnum	Carr	Daniels	Poffenbarger	Spencer
Little Rock	Barnum	Carr	Daniels	Poffenbarger	Spencer
Northern Arizona	Barnum	Carr	Daniels	Poffenbarger	Spencer
Clemson	Barnum	Carr	Daniels	Poffenbarger	Spencer
Kansas State	Barnum	Carr	Daniels	Poffenbarger	Spencer
Troy	Barnum	Carr	Daniels	Poffenbarger	Spencer
Oral Roberts	Barnum	Carr	Poffenbarger	Spencer	Wolfenbarger
Lamar	Barnum	Carr	Poffenbarger	Spencer	Wolfenbarger
Arkansas State	Barnum	Carr	Poffenbarger	Spencer	Wolfenbarger
Creighton	Barnum	Carr	Daniels	Poffenbarger	Spencer
Oregon	Barnum	Carr	Daniels	Poffenbarger	Spencer
USF	Barnum	Carr	Daniels	Poffenbarger	Spencer
LSU	Barnum	Carr	Daniels	Poffenbarger	Spencer
Kentucky	Barnum	Carr	Daniels	Poffenbarger	Spencer
Florida	Barnum	Carr	Daniels	Poffenbarger	Spencer
Missouri	Barnum	Carr	Daniels	Poffenbarger	Spencer
Vanderbilt	Barnum	Carr	Daniels	Poffenbarger	Spencer
LSU	Barnum	Carr	Daniels	Poffenbarger	Spencer
South Carolina	Barnum	Carr	Daniels	Poffenbarger	Spencer
Alabama	Barnum	Carr	Daniels	Poffenbarger	Spencer
Ole Miss	Barnum	Carr	Daniels	Poffenbarger	Spencer
Auburn	Barnum	Carr	Daniels	Poffenbarger	Spencer
Vanderbilt	Barnum	Carr	Daniels	Poffenbarger	Spencer
Missouri	Barnum	Carr	Daniels	Poffenbarger	Spencer
Tennessee	Barnum	Carr	Daniels	Poffenbarger	Spencer
Georgia	Barnum	Carr	Daniels	Poffenbarger	Spencer
Mississippi State					
Texas A&M					

being one of the hardest workers on the team

THE FRESHIES

→ The Razorbacks have two true freshmen on the roster

→ **Karley Johnson** was the lone member of the fall signing class and has appeared in eight games, logging her first collegiate point off a free throw shot at Little Rock

→ **Johnson** is McDonald's All-American nominee and four-time Oklahoman's Super 5 Honorable Mention choice

→ **Loren Lindsey** is a 5-11 local product by way of Fayetteville High School. She joins the team as a walk-on

→ **Lindsey** has appeared in seven games

WE LOVE SASHA

→ **Sasha Goforth** has made the decision to sit out from playing basketball this season. She is redshirting during the 2022-23 season and is still on scholarship, engages in team activities and supports the players and coaches on the bench

→ During the fall semester, she earned a 4.0 GPA with 18 credit hours as a human development & family sciences major

→ Last season after transferring from Oregon State, Goforth was the only Hog to start in all 32 games. She logged 11.5 points, 4.8 rebounds and 2.1 blocks per game last season

SEC SAYLOR

→ **Saylor Poffenbarger** has won SEC Freshman of the Week five times this season, with her first two honors coming in back-to-back weeks and the most recent two also coming on consecutive weeks

→ Her five weekly honors is the most among freshmen

→ The fifth award she won was against Vanderbilt with 13 points and five boards

→ She had her fourth weekly award after averaging 20.0 points and 7.0 rebounds in Arkansas' big wins vs. Florida and Missouri. She logged a career-high 24 points at Mizzou

→ The first time, she won the award following an impressive showing at the Paradise Jam, averaging 12.3 points, 6.7 rebounds, 3.0 assists and 1.0 steal per game, while being instrumental to the team's Paradise Jam Reef Tournament Championship

→ Her second honor came after averaging a near double-double of 11.5 points and 8.0 rebounds per game across the team's wins over Troy (87-70) and Oral Roberts (92-58)

→ The third award came after her third double-double of the season in Arkansas' huge road win at No. 16 Creighton, where she recorded 16 points and 11 rebounds

BACKCOURT MATES

→ **Samara Spencer** and **Makayla Daniels** can be looked at as one of the top point guard duos in the country

→ Together this year, the two are averaging a combined 26.3 PPG, 7.8 RPG and 7.4 APG

→ The two have combined for 39 double digit scoring games and nine 20+-point contests

→ Last season, they combined for 39 double digit scoring games and eight 20+ point contests

CLEAN GAME

→ The team has been limiting turnovers to 14.0 per game, which is second in the SEC

→ Arkansas has committed less than 15 turnovers in 20 games

→ The Razorbacks logged just five turnovers against Tennessee, a season's best

GETTING TO THE LINE

→ Arkansas is sixth in the country in free throw attempts (23.24) and No. 16 in free throw makes per game (15.52)

→ The Razorbacks are No. 2 in attempts and No. 3 in makes in the SEC

→ Arkansas went to the line a season-high 39 times at Auburn, but the squad made just 23 of those free throws

→ Arkansas just missed one free throw at No. 3/4 LSU, to finish 10-for-11 for 90.9 percent

DRIP, DRIP, SPLASH

→ One thing about Arkansas women's basketball that hasn't changed is the team's ability to shoot from the outside

→ Arkansas is leading the SEC in 3-point attempts per game (26.5), which is 12th in the country

→ The team is also second in the SEC in 3-pointers per game (7.9), which is 47th in the NCAA

→ Arkansas' 228 total 3-pointers is the sixth most in school history

→ The Razorbacks have launched 10+ 3-pointers in eight games this year with a season-high 12 against Creighton, Oregon and Florida

DEFENSIVE IMPROVEMENTS

→ Arkansas has improved on defense from last season

→ The team holds opponents to a defensive field goal percentage of 37.1 (fifth in the SEC and 44th in the NCAA)

→ Broke a new record in defensive points allowed with 33 against Missouri the second time, holding the Tigers to 28.3 percent (1

→ Held Missouri to a then season-low 55 points off 29 percent shooting from the field in the first meeting

→ The Razorbacks held Lamar to just 17 second-half points off 17.2 percent shooting to hold the Cardinals to 50 points, which is tied with Kentucky's 50 for a season's best for the Razorbacks on defense

→ Held a hot-shooting Creighton team to 22.9 percent from 3-point (8-for-35) and 33.3 percent from the field (23-for-66)

→ Last season, Arkansas' defense held opponents to 66.5 points per game (11th in the SEC, 242nd in NCAA) and a 39.6 field goal percentage (seventh in SEC, 160th in NCAA)

TALLER BALLERS

→ Six of the 12 Razorback players are above 6 feet

→ Arkansas fans can see a lineup consist of four players above 6-0 on the roster

ALL-AMERICAN TALIAH

→ **Taliah Scott** was announced as a McDonald's All-American. She becomes one of six Arkansas signees under the **Mike Neighbors** era at Arkansas to be named an All-American

→ She is No. 5 in the country in scoring with 35.8 points per game, according to MaxPreps

→ Named to the Jersey Mike's Naismith High

School Girls Midseason Team, one of 25, as well as a McDonald's All-American Game nominee

→ She surpassed 2,000 points in her high school career, playing at Saint John's Country Day School

CLASS OF 2023 SIGNEES

→ The Razorbacks added two talented players on National Signing Day and three more papers came through on Wednesday, Nov. 16

→ This class was ranked No. 14 prior to Signing Day, according to ESPN

→ **Maryn Archer** is from Derby, Kansas and is ranked by Prep Girls as the 29th-ranked player in the nation. She is a sharpshooter and will add depth to the Razorbacks' backcourt. She has enrolled early and can be seen on the bench this season

→ **Jenna Lawrence** will stay in Northwest Arkansas with this 6-3 forward getting ready to eclipse 2,000 points in her high school career. She is a four-star recruit and currently ranked No. 61 in the 2023 HoopGurlz Recruiting Rankings. **Lawrence** was also named as a McDonald's All-American game nominee

→ **Taliah Scott** is listed as the No. 11 player in the country, according to the 2023 HoopGurlz Recruiting Rankings and is a consensus 5-star guard out of North Florida. She just surpassed 2,000 points in her high school career early this week (12/5)

→ **Carly Keats** is a junior college product from Jones College and averaged 14.2 points and 4.0 assists per game as a senior in high school

→ **Cristina Sanchez** is just the seventh ever international signee in Arkansas women's basketball history. She is a member of the Spanish National Team



2022 Paradise Jam Reef Champions

RECORDS TO WATCH

CAREER POINTS

1	Bettye Fiscus (81–85)	2,073
2	Shameka Christon (00–04)	1,951
3	Chelsea Dungee (19–21)	1,903
4	Jessica Jackson (14–17)	1,865
5	Delmonica DeHorney (87–91)	1,785
...		
14	Sarah Watkins (10–13)	1,386
15	Sytia Messer (95–99)	1,379
16	Makayla Daniels	1,347
17	Lyndsey Harris (09–12)	1,347
18	Malica Monk (16–19)	1,320
...		
30	Kim Bunge (79–83)	1,047
31	Lonniya Bragg (97–01)	1,036
32	Erynn Barnum	1,001

CAREER ASSISTS

1	Amy Wright (98–02)	717
2	Cali Berna (12–15)	667
3	Amber Nicholas (88–92)	538
4	C'eira Ricketts (09–12)	516
5	Christy Smith (94–98)	507
...		
12	Cheryl Orcholski (80–84)	323
13	Juliet Jackson (86–90)	313
14	Makayla Daniels	293
15	Jailyn Mason (16–21)	284
16	India Lewis (99–03)	276
...		
20	Shea Henderson (90–94)	252
Outside looking in: Samara Spencer		223

CAREER STARTS

1	C'eira Ricketts (09–12)	128
2	Amy Wright (99–02)	125
3	Malica Monk (16–19)	122
4	Makayla Daniels	114
5	Jessica Jackson (14–17)	113
	Shameka Christon (01–04)	113
7	Bettye Fiscus (1982–85)	110
	Christy Smith (95–98)	110
9	Cali Berna (11–15)	109
10	Lyndsey Harris (09–12)	107

CAREER REBOUNDS

1	Shelly Wallace (85–89)	1,013
2	Bettye Fiscus (81–85)	785
3	Jessica Jackson (14–17)	750
4	Melissa Wolff (13–16)	729
5	Ashley Daniels (09–10)	715
...		
23	Kiara Williams (16–20)	557
24	Quistelle Williams (10–13)	548
25	Erynn Barnum	536
26	Kelly Johnson (92–96)	534
27	Monica Van Parys (78–82)	527
28	Cali Berna (12–15)	512

CAREER 3-POINTERS

1	Wendi Willits (97–01)	316
2	Lyndsay Harris (09–12)	283
3	Kimberly Wilson (93–97)	267
	India Lewis (99–03)	267
5	Amber Ramirez (19–22)	261
6	Jessica Jackson (14–17)	198
7	Chelsea Dungee (19–21)	177
8	Alexis Tolefree (18–20)	168
9	Makayla Daniels	157
10	Christy Smith (94–98)	156

SEASON DEFENSIVE REBOUNDS

1	Lauren Ervin (06–07)	190
2	Saylor Poffenbarger (21-22)	166
3	Melissa Wolff (14–15)	150
	Ashley Daniels (10–11)	150
5	Cali Berna (14–15)	147
6	Devin Cosper (17–18)	144
	Whitney Jones (08–09)	144
...		
20	Whitney Jones (07–08)	129
Outside looking in: Erynn Barnum		119

SEASON ASSISTS

1	Cali Berna (12–13)	208
2	Cali Berna (13–14)	205
	Amy Wright (01–02)	205
4	Brittney Vaughn (06–07)	176
5	Cali Berna (14–15)	166
6	Rochelle Vaughn (03–04)	156
7	Lakishia Harper (02–03)	150
8	C'eira Ricketts (11–12)	143
9	C'eira Ricketts (09–10)	128
	Brittney Vaughn (07–08)	128
11	Samara Spencer (22-23)	127
12	C'eira Ricketts (10–11)	127
13	C'eira Ricketts (08–09)	125

SEASON FIELD GOAL PERCENTAGE

1	Delmonica DeHorney (90–91)	.632
2	Delmonica DeHorney (89–90)	.628
3	Shelly Wallace (88–89)	.627
4	Karen Jones (94–95)	.608
5	Kiara Williams (18–19)	.605
6	Delmonica DeHorney (87–88)	.601
7	Lonniya Bragg (99–00)	.594
8	Erynn Barnum (20-21)	.586
9	Erynn Barnum (22-23)	.581
10	Shaka Massey (95–96)	.571

SEASON FREE THROW ATTEMPTS

1	Chelsea Dungee (18–19)	275
2	Chelsea Dungee (20–21)	224
3	Kelsey Brooks (14–15)	199
4	Chelsea Dungee (19–20)	189
5	Erynn Barnum (22-23)	172
5	Shameka Christon (03–04)	166
6	Kristin Peoples (2004–05)	163
8	Jhasmin Bowen (2014–15)	154
9	C'eira Ricketts (2010–11)	148
10	Malica Monk (2017–18)	146
11	Sarah Watkins (10–11)	141
12	Jessica Jackson (13–14)	138
13	Shameka Christon (01–02)	133
14	Samara Spencer	132
	Chelsea Dungee (18–19)	130

SEASON 3-POINTERS MADE

1	Amber Ramirez (19–20)	106
2	Wendi Willits (98–99)	104
3	Alexis Tolefree (19–20)	91
4	India Lewis (01–02)	89
	Kimberly Wilson (95–96)	89
...		
13	Wendi Willits (99–00)	73
14	Lindsay Harris (09–10)	71
15	Chrissy Carr (22-23)	69
16	Chelsea Dungee (18–19)	66
17	Devin Cosper (17–18)	65

SEASON BLOCKS

1	Delmonica DeHorney (89–90)	83
2	Lauren Ervin (06–07)	76
3	Delmonica DeHorney (90–91)	70
4	Sasha Goforth (21–22)	66
5	Sarah Watkins (11–12)	63
6	Sarah Watkins (03–04)	58
...		
11	Shameka Christon (03–04)	46
12	Jessica Jackson (13–14)	45
13	Sarah Watkins (09–10)	41
14	Sarah Watkins (12–13)	40
15	Shameka Christon (02–03)	35
16	Saylor Poffenbarger (22-23)	33
	Jessica Jackson (15–16)	33
	Jessica Jackson (14–15)	33
	Ayanna Brereton (07–08)	33
	Whitney Jones (06–07)	33
21	Erynn Barnum (22-23)	32

TEAM 3-POINT FG MADE

1	2019–20	314 (32 games)
2	2018–19	296 (37 games)
3	2020–21	267 (28 games)
4	2021–22	258 (32 games)
5	2017–18	237 (31 games)
6	2022-23	228 (29 games)
7	2005–06	202 (29 games)
	2000–01	202 (33 games)
9	2008–09	200 (32 games)
10	1998–99	198 (34 games)

TEAM 3-POINT FG ATTEMPTS

1	2018–19	922 (37 games)
2	2017–18	826 (31 games)
3	2021–22	809 (32 games)
4	2019–20	808 (32 games)
5	2022-23	768 (29 games)
6	2008–09	658 (28 games)
7	2020–21	636 (28 games)
8	2005–06	604 (29 games)
9	2000–01	593 (33 games)
10	2011–12	580 (33 games)



HOMEGROWN HOGS

ERYNN BARNUM
R-SR. | F | LITTLE ROCK, ARKANSAS

LOREN LINDSEY
FR. | G | FAYETTEVILLE, ARKANSAS

AVERY HUGHES
SR. | G | BENTONVILLE, ARKANSAS

JERSEY WOLFENBARGER
SO. | G/F | FORT SMITH, ARKANSAS

MARYAM DAUDA
R-FR. | F | BENTONVILLE, ARKANSAS

- The Hogs' roster is Arkansas heavy, and that starts from the top down, as Head Coach Mike Neighbors, a University of Arkansas Alum, was born and raised in Greenwood, Arkansas
- Erynn Barnum, now in her redshirt senior season, is the oldest of the Arkansas clan. Barnum was playing the best basketball of her career last season during the non-conference slate until an injury sidelined her for a large portion of the SEC slate. In her nine appearances during non-conference play, Barnum averaged 11.2 points and 5.9 rebounds per game
- Loren Lindsey is a true freshman out of Fayetteville High School. She has joined the team as a walk-on after a successful career with the Bulldogs
- Senior Avery Hughes of Bentonville was the first walk-on of the Neighbors era at Arkansas and was put on scholarship prior to last season. She played in 14 games off the bench
- Jersey Wolfenbarger is one of the highest recruited players in the program's history. The 6-5 wing ranked No. 7 in the 2021 Hoopgurlz rankings was the Arkansas Gatorade Player of the Year twice in a row. She was named to the SEC All-Freshman Team and started in 23 contests
- After having to sit out last season with an ACL injury, Maryam Dauda is destined for a great year. She was a McDonald's All-American and Jordan Brand Classic Invitee and was ranked as the top-ranked post player in the ESPN Hoopgurlz rankings
- Not pictured: Sasha Goforth (redshirting) started all 32 games, averaging 11.5 points, 4.8 rebounds and 2.1 blocks per game last year



OKLAHOMIES


RYLEE LANGERMAN
JR. | G | NORMAN, OKLAHOMA

KARLEY JOHNSON
FR. | G | MUSTANG, OKLAHOMA

EMRIE ELLIS
SO. | F | VANOSS, OKLAHOMA

- On the Arkansas women's basketball roster, 75 percent are either from Arkansas or its bordering state of Oklahoma
- Rylee Langerman out of Norman, Oklahoma is the eldest of the Oklahoma bunch, going into her junior year. She played in all 32 games with seven starts, averaging 3.2 points and 3.7 rebounds per game

- Emrie Ellis appeared in 27 games last season to tally 2.9 points and 2.1 boards per game along with 22 blocks. Ellis is from Vanoss, a small town in the southeastern part of the state
- Karley Johnson is a true freshman and product of Mustang, just southwest of Oklahoma City. She was a McDonald's All-American nominee
- Not pictured: Ashlyn Sage (redshirting), who played in 15 games as a freshman last season and comes to Arkansas from Weatherford, Oklahoma



MARYLAND MAGIC

MAKAYLA DANIELS
SR. | G | FREDERICK, MARYLAND

SAYLOR POFFENBARGER
R-FR. | G | MIDDLETOWN, MARYLAND

- Makayla Daniels was the first ever Maryland signee in Arkansas women's basketball history
- Now, the Razorbacks have two from Little America with the addition of Saylor Poffenbarger in winter 2022
- Daniels has started in all 88 collegiate games she has appeared in, coming off last year as the leading returner in scoring and rebounding
- Poffenbarger, a UConn transfer, brings along a great deal of versatility. She was the No. 30 player in the ESPN Hoopgurlz rankings

2022-23 ROSTER @RAZORBACKWBB

NUMERICAL

NO.	NAME	POS	HT	CL	HOMETOWN/PREVIOUS SCHOOL	TWITTER
0	Saylor Poffenbarger	G	6-2	R-Fr.	Middletown, Md./UConn	@saylorpoff
2	Samara Spencer	G	5-7	So.	Fort Lauderdale, Fla./St. Thomas Aquinas	@samaraaspencer
4	Erynn Barnum	F	6-2	R-Sr.	Little Rock, Ark./Little Rock Central	@erynnbee_
11	Rylee Langerman	G	5-9	Jr.	Norman, Okla./Christian Heritage	@rylang2
13	Sasha Goforth*	G	6-1	Jr.	Fayetteville, Ark./Oregon State	@goforthsasha
15	Ashlyn Sage*	G	6-2	So.	Weatherford, Okla./Weatherford	@ashlynsage15
20	Karley Johnson	G	5-9	Fr.	Mustang, Okla./Mustang	@karleyjohnsonOK
21	Loren Lindsey	G	5-11	Fr.	Fayetteville, Ark./Fayetteville	@lorenbailey7766
22	Avery Hughes	G	5-7	Sr.	Bentonville, Ark./Bentonville	@averyhughes00
24	Jersey Wolfenbarger	G	6-5	So.	Fort Smith, Ark./Northside	@jerseywolf4
30	Maryam Dauda	F	6-4	R-Fr.	Bentonville, Ark./Bentonville	@maryamdada30
34	Chrissy Carr	G	6-1	R-Sr.	Eden Prairie, Minn./Syracuse	@chrissycarr4
43	Makayla Daniels	G	5-8	Sr.	Frederick, Md./Frederick	@makayladaniels5
55	Emrie Ellis	F	6-3	So.	Vanoss, Okla./Vanoss	@ellisemrie

* Redshirting 2022-23 season

COACHING STAFF

Title	Name	Year	Alma Mater
Head Coach	Mike Neighbors	6th Season	Arkansas, 1993
Associate Head Coach	Todd Schaefer	6th Season	Thomas More College, 1995
Assistant Coach	Pauline Love	6th Season	Southern Miss, 2010
Assistant Coach	Lacey Goldwire	4th Season	Oklahoma State, 2010
Director of Operations	Amber Shirey	35th Season	Arkansas, 1992
Special Assistant to the HC	Jeff Brazil	16th Season	Arkansas, 2010
Dir. of Student-Athlete Devel.	Jayci Stone	1st Season	Kansas State, 2008

ELIGIBILITY

Seniors (4)

Erynn Barnum
Chrissy Carr
Makayla Daniels
Avery Hughes

Juniors (1)

Rylee Langerman

Sophomores (4)

Emrie Ellis
Sasha Goforth (RS)
Samara Spencer
Jersey Wolfenbarger

Freshman (5)

Maryam Dauda (RS)
Karley Johnson
Loren Lindsey
Saylor Poffenbarger (RS)
Ashlyn Sage (RS)

ALPHABETICAL

NO.	NAME	POS	HT	CL	HOMETOWN/PREVIOUS SCHOOL
4	Erynn Barnum	F	6-2	R-Sr.	Little Rock, Ark./LR Central HS
34	Chrissy Carr	G	6-1	R-Sr.	Eden Prairie, Minn./Syracuse
43	Makayla Daniels	G	5-8	Sr.	Frederick, Md./Frederick HS
30	Maryam Dauda	F	6-4	R-Fr.	Bentonville, Ark./Bentonville HS
55	Emrie Ellis	F	6-3	So.	Vanoss, Okla./Vanoss HS
13	Sasha Goforth*	G	6-1	Jr.	Fayetteville, Ark./Oregon State
22	Avery Hughes	G	5-7	Sr.	Bentonville, Ark./Bentonville HS
20	Karley Johnson	G	5-9	Fr.	Mustang, Okla./Mustang
11	Rylee Langerman	G	5-9	Jr.	Norman, Okla./Christian Heritage HS
0	Saylor Poffenbarger	G	6-2	R-Fr.	Middletown, Md./Middletown HS/UConn
15	Ashlyn Sage*	G	6-2	So.	Weatherford, Okla./Weatherford
2	Samara Spencer	G	5-7	So.	Fort Lauderdale, Fla./St. Thomas Aquinas HS
24	Jersey Wolfenbarger	G	6-5	So.	Fort Smith, Ark./Northside HS

BY STATE

ARKANSAS (6)

Erynn Barnum	Little Rock
Maryam Dauda	Bentonville
Sasha Goforth	Fayetteville
Avery Hughes	Bentonville
Loren Lindsey	Fayetteville
Jersey Wolfenbarger	Fort Smith

FLORIDA (1)

Samara Spencer	Fort Lauderdale
----------------	-----------------

MARYLAND (2)

Makayla Daniels	Frederick
Saylor Poffenbarger	Middletown

MINNESOTA (1)

Chrissy Carr	Manhattan (Kan.)
--------------	------------------

OKLAHOMA (4)

Emrie Ellis	Vanoss
Rylee Langerman	Norman
Karley Johnson	Mustang
Ashlyn Sage	Weatherford

FA-NETIK

PRONUNCIATIONS

2 Suh-MARE-uh

30 DOW-duh

55 em-REE



OFFENSE

Scored 110+-----	110, vs. Providence (11-16-98)
Scored 100+ points at home -----	102, vs. Florida (1-5-23)
Scored 100+ points on the road -----	108, at Ole Miss (2-16-20) 108, Baylor (3-6-91)
Scored 90-99 points -----	92, vs. Oral Roberts (12-4-22)
Scored 90+ points at home -----	92, vs. Oral Roberts (12-4-22)
Scored 90+ points on the road -----	93, at Little Rock (11-20-22)
Scored 80-89 points -----	84, vs. Vanderbilt (1-16-23)
Scored 80-89 points at home -----	84, vs. Vanderbilt (1-16-23)
Scored 80-89 points on the road -----	83, at Creighton (12-17-22)
Was held to 50-59-----	54, at Auburn (2-5-23)
Was held to 49-40-----	48 at Georgia (2-19-23)
Was held to 39-20-----	34, at LSU, 2-7-19
Was held to 20 or less -----	N/A
Made 40+ field goals -----	40, vs. UCA (12-13-20)
Made 17+ three-point field goals -----	19, vs. Alabama (2-28-21)
Made 10+ three-point field goals -----	12, vs. Florida (1-5-23)
Did not make 3-pointer (since 1986)-----	0-10, at LSU, (2-7-19)
Made 30 free throws -----	30 (30-39), vs. No. 4 Baylor (12-6-20)
Made 25 free throws -----	25 (25-35), vs. Vanderbilt (1-16-23)
Shot 50-59 or better -----	50.0, vs. No. 12 LSU (1-27-22)
Shot 60 percent or better -----	.625 (30-48), vs. Little Rock (11-20-22)
Held to less than 30 percent -----	.269 (14-52), at Auburn (2-5-23)
Held to less than 20 percent -----	.182 (10-55), vs. No. 6 Tennessee (1-8-12; L, 38-69)
Had 20 or more assists in a game -----	22, at Kentucky (1-1-23)

DEFENSE

Allowed 100 points-----	104, at No. 4 South Carolina (1-18-21)
Allowed 80-99 points-----	87, vs. Tennessee (2-16-23)
Held opponent to 40-49 points -----	49, at Little Rock (11-20-22)
Held opponent to 39-30 -----	33, vs. Missouri (2-12-23)
Held an SEC opponent under 50 points in 3 cons. games -----	47, vs. Auburn (1-29-15; W, 52-47), Alabama (2-1-15; W, 53-42), #24/21 Georgia (2-9-15; W, 54-48)
Held opponent to 29 points or less -----	23, vs. Binghamton, 11-30-13
Held an opponent under 15 points in a half -----	13, vs. Missouri (2-12-23)
Held an opponent to 2 points in a quarter -----	2, vs. UCA (12-13-20)
Held opponent under 15 field goals -----	13, vs. Missouri (2-12-23)
Held opponent to less than 30 percent shooting -----	28.3 (13-46), vs. Missouri (2-12-23)
Held opponent to less than 20 percent shooting -----	19.7 (13-66), vs. Northwestern State (12-15-19)
Held opponent under 15 percent from 3-point -----	6.7 (1-15), vs. Missouri (2-12-23)
Opponent did not make a 3-pointer -----	0, vs. Tulsa (12-11-19)
Had 70+ rebounds -----	74, vs. Mississippi Valley State (11-24-89)
Had 60-69 rebounds -----	64, vs. Prairie View A&M (12-16-18)
Had 50-59 rebounds -----	57, vs. Oral Roberts (12-4-22)
Had 10 or more blocked shots in a game -----	11, vs. No. 1 South Carolina (3-4-22)
Had 20 or more steals in a game -----	20, vs. ORU (11-13-13)
Had 15 or more steals in a game -----	18, vs. UT Martin (12-29-19)
Forced 25+ turnovers in a game -----	28, vs. Northern Arizona (11-24-22)

OTHER

Won an overtime game -----	61-52, vs. Missouri (3-3-22)
Lost an overtime game -----	76-73, vs. Ole Miss (1-29-23)
Won a double overtime game -----	73-72, vs. Florida (1-29-12)
Lost a double overtime game -----	N/A
Won a triple overtime game -----	91-80 Win in 3OT, 2-10-13, at Alabama
Won at the buzzer -----	84-81, vs. Vanderbilt (Makayla Daniels, 1-16-23)
Played consecutive OT games -----	1-24-16 at Auburn (lost); 1-28-16 vs. Florida (lost)
Won regular season tournament -----	Paradise Jam (St. Thomas, U.S. Virgin Islands, Nov. 24-26, 2022)
Defeated ranked team -----	83-75, at No. 16 Creighton (12-17-22)
Defeated a ranked team on the road -----	83-75 at No. 16 Creighton (12-17-22)
All-time SEC win streak -----	8 games (1-15-12: Auburn through 2-15-12: at Auburn)
All-time SEC home win streak -----	5 games (1-15-12: Auburn -- 2-9-12: South Carolina)
-----	5 games (1-14-21: Florida -- 2-28-21: Alabama)

A RAZORBACK PLAYER ...

Scored 20-24 points -----	21, Chrissy Carr at Georgia (2-19-23)
Scored 25-29 points -----	25, Erynn Barnum, vs. Tennessee (2-16-23)
Scored 30+ points -----	31, Makayla Daniels at Vanderbilt (2-9-23)
Scored 40+ points -----	41, Chelsea Dungee vs. Auburn (2-10-19)
Scored 20+ points 10 times in a season -----	Chelsea Dungee (20x 2018-19) ----- Chelsea Dungee (11x 2019-20) ----- Chelsea Dungee (17x 2020-21)
Double figures in 15 consecutive games (season) -----	Jessica Jackson, 11/11/16, LSU 1-8-17 ----- Chelsea Dungee, 26 games, (2018-19 & 2019-20) ----- Chelsea Dungee, 31 games, (2019-20 & 2020-21) ----- Amber Ramirez, 16 games (2021-22)
Five players scored double figures in 1 game -----	vs. No. 3/4 LSU (1-19-23) ----- Barnum (20), Spencer (13), Carr (12), Daniels (11), Dauda (11)
Five starters in double figures -----	vs. Vanderbilt (1-16-23) ----- Spencer (23), Barnum (18), Daniels (16), Poffenbarger (13), Carr (11)
Seven players scored in double figures in 1 game -----	vs. Northwestern State (11-9-18) ----- (Tolefree 19, Gaulden 16, Monk 12, Dombia 11, Dungee 11, Thomas 11, Williams 10)
Made 10+ field goals in a game -----	10, Erynn Barnum, vs. Tennessee (2-16-23)
Attempted 20+ field goals in a game -----	23, Makayla Daniels, at Vanderbilt (2-9-23)
Made 10 free throws in a game -----	11, Amber Ramirez, vs. Missouri (1-9-22)
Made 7 or more 3-pt FG in a game -----	8, Amber Ramirez, Alabama (2-28-21)
Attempted 10 or more 3-pt FG in a game -----	13, Chrissy Carr, at Georgia (2-16-23)
Had 10-14 rebounds -----	10, Saylor Poffenbarger, at Auburn (2-5-23)
Had 15-19 rebounds -----	21, Taylah Thomas, vs. New Orleans, 11-8-19
Had 20+ rebounds -----	21, Taylah Thomas, vs. New Orleans, 11-8-19
Had 10 offensive reb - Records go back to 05-06 -----	11, Melissa Wolff ----- vs. New Orleans (1-30-15)
Had 10+ defensive reb - Records go back to 05-06 -----	10, Saylor Poffenbarger, at Auburn (2-5-23)
Had 10+ assists -----	10, Samara Spencer, vs. No. 16/15 Oregon (12-20-22)
Had 10+ assists in consecutive games -----	Jailyn Mason (11 vs. HBU, 12-28-16 and 10 at Ole ----- Miss, 1-1-17), Calli Berna (11 vs. No. 10/8 Kentucky, 2/7/13 and 11 at Alabama, 2/10/13)
Had 5+ blocks in a game -----	5, Sasha Goforth, vs. Missouri (3-3-22)
Had 9+ blocks in a game -----	9, Robyn Irwin vs. SMSU, 12-19-88 (school record)
Had 5 or more steals in a game -----	5, Makayla Daniels, vs. Tennessee (2-16-23)
Had a double-double -----	10 points and 10 rebounds, Saylor Poffenbarger, at Auburn (1-5-23)
Had a double-double in two consecutive games -----	Saylor Poffenbarger, vs. Oral Roberts, vs. Lamar (2022) ----- 14 & 13 vs. ORU/17 & 12 vs. Lamar
Had two players record a double-double -----	Kiara Williams (12 pts/16 reb) & ----- Malica Monk (10 pts/10 reb), vs. Grambling State (12-28-17)
Had seven double-doubles in a season -----	Devin Cosper, 2017-18 ----- (SHSU, ORU, NMSU, Char., Tulsa, OM, AL)
Had 10+ double-doubles in a season -----	2006-07, Lauren Ervin (14)
Had a triple-double -----	14 pts, 13 reb, 12 asts, C'eira Ricketts vs. Auburn (1-18-09)

MORE ABOUT MIKE

Hometown: Greenwood, Ark. (Greenwood HS)
 Family: Daughter Abby; Sons Alec, Bowen and Barrett
 Alma Mater: Arkansas, 1993

NEIGHBORS BY THE NUMBERS

- 194 Wins (194–105, 9 seasons)
- 5 Players drafted in the WNBA (HC)
- 14 Signed McDonalds' All-Americans
- 10 Years as a head coach
- 8 Postseason appearances
- 1 Final Four appearance



LEARN MORE

Sign up for Mike Neighbors' newsletter and listen to his podcasts at CoachNeighbors.com

NABES FAVES

TOP 10 MOVIES

1. A Few Good Men
2. The Hunt For Red October
3. The Silence Of The Lambs
4. Hoosiers
5. Moneyball
6. Pretty Woman
7. Top Gun
8. JFK
9. The Lion King
10. Purple Rain

See the entire list here: <http://imdb.to/2royaEO>

TOP 10 SONGS

1. Sweet Child O' Mine (Guns N' Roses)
2. You Shook Me All Night Long (AC/DC)
3. Man In The Mirror (Michael Jackson)
4. Amarillo By Morning (George Strait)
5. Jessie's Girl (Rick Springfield)
6. Hysteria (Def Leppard)
7. Fishin' In The Dark (Nitty Gritty Dirt Band)
8. The Ballad of Curtis Loew (Lynyrd Skynyrd)
9. Wanted Dead Or Alive (Bon Jovi)
10. Let's Go Crazy (Prince)

TOP 10 TV SHOWS

1. West Wing (first three seasons)
2. Ted Lasso
3. The Wire
4. Breaking Bad
5. Seinfeld
6. The Newsroom
7. Prison Break
8. Arrested Development
9. Game of Thrones
10. The Goldbergs



MIKE NEIGHBORS

THE MOST INTERESTING COACH IN COLLEGE BASKETBALL
 Sixth Season | Career Record: 213-115 (10) | Arkansas Record: 115-74 (6)

Arkansas women's basketball has been transformed into a nationally recognized program in just five short years thanks to head coach Mike Neighbors. During his time back home at his alma mater, Neighbors has guided his Hogs to the best five-year period of sustained success in program history. The proof of his success, and the success of his system, lies in the numbers - Neighbors has accumulated 194 wins during his nine seasons as a head coach, which is the most of any Division I head coach who has been a head coach for nine years.

Entering his sixth season on the bench for Arkansas, the program is coming off its fourth consecutive winning season and second straight NCAA Tournament appearance (would be three had the 2020 NCAA Tournament not have been cancelled due to the COVID-19 pandemic). The Hogs' NCAA Tournament appearance in 2022 marked the first time since 2003 the program had played in back-to-back NCAA Tournaments (2002 and 2003). Arkansas finished yet another season with one of the most prolific offenses in the Southeastern Conference, leading the league in 3-pointers per game (8.1) and 3-point attempts (810), while finishing second in scoring offense (73.6 PPG). Neighbors' 2021-22 team was efficient at taking care of the basketball, leading the league in assist/turnover ratio (1.12) and fewest turnovers per game (11.1), which was fourth in the country. The Hogs were just one of six teams in the nation to commit two turnovers in a game (vs. Missouri on Jan. 9, 2022), which led the country.

Under Neighbors' leadership, Samara Spencer became the first Hog to win SEC Freshman of the Year since 2009, while Amber Ramirez was named an All-SEC Second Team choice and Jersey Wolfenbarger was tabbed to the SEC All-Freshman Team. Ramirez, who played three stellar seasons on the court as a Hog, finished the season second in 3-pointers per game (2.6) and 3-point percentage (40.2), as well as ninth in points per game (15.4) in the SEC. The Hogs were also just one of four SEC schools with 4+ players who averaged double digits (Ramirez [15.4], Makayla Daniels [14.0], Spencer [12.2] and Sasha Goforth [11.5]).

TIMELINE

- Bentonville HS Head Coach 1994–98
- Cabot HS Head Coach 1998–99
- Arkansas Director of Ops 1999–01
- Tulsa Univ. Assistant Coach 2001–05
- Univ. of Colorado Assistant Coach 2005–06
- Univ. of Arkansas Assistant Coach 2006–07
- Xavier Assistant Coach 2007–11
- Univ. of Washington Assistant Coach 2011–13
- Univ. of Washington Head Coach 2013–17
- Univ. of Arkansas Head Coach 2017–present

COACHING DEVELOPMENT

Coach	w/Nabes	Now
Chantel Osahor	'20, '21	AC Oklahoma
Fred Castro	'14, '15, '16	HC Eastern Michigan
Adia Barnes	'14, '15	HC Arizona
Adam Call	'14	AC George Washington
Morgan Valley	'16	AC UConn
Todd Schaefer	'16–Pres.	AHC Arkansas

COACHING HISTORY

University	Year	Overall	Pac-12	Finish
University of Washington	2013–14	20–14 (.588)	10–8 (.556)	6
	2014–15	23–10 (.697)	11–7 (.611)	5
	2015–16	26–11 (.703)	11–7 (.611)	5
	2016–17	29–6 (.829)	15–3 (.833)	T-2
	UW	98–41 (.705)	47–25 (.662)	

University	Year	Overall	SEC	Finish
University of Arkansas	2017–18	13–18 (.419)	3–13 (.188)	T-11
	2018–19	22–15 (.611)	6–10 (.375)	10
	2019–20	24–8 (.750)	10–6 (.625)	T3
	2020–21	19–9 (.679)	9–6 (.600)	T5
	2021–22	18–14 (.563)	7–9 (.438)	T8
	2022–23	19–10 (.655)	6–8 (.429)	–
	Ark	115–74 (.608)	41–52 (.441)	

Totals 213–115 (.649) 88–77 (.533) 10 yrs

PLAYER DEVELOPMENT

YEAR	UNIVERSITY	PLAYER	ROUND	OVERALL	TEAM NOTE
2021	Arkansas	Chelsea Dungee	1	5	Dallas Wings ! @
2021	Arkansas	Destiny Slocum	2	14	Las Vegas Aces ! @
2021	Arizona	Aari McDonald	1	3	Atlanta Dream @
2017	Washington	Kelsey Plum	1	1	San Antonio Stars ! @
					Las Vegas Aces
	Washington	Chantel Osahor	2	21	Chicago Sky ! @
2016	Washington	Talia Walton	3	29	Los Angeles Sparks ! @
2011	Xavier	Amber Harris	1	4	Minnesota Lynx ! #
	Xavier	Ta'Shia Phillips	1	8	Atlanta Dream ! #
	TAMU/UAFS	Tanisha Smith	2	22	Seattle Storm #
	Colorado	Brittany Spears	2	19	Phoenix Mercury *
2009	Arkansas	Shameka Christon	1	5	New York Liberty S
2008	Arkansas	Lauren Ervin	3	37	Connecticut Sun ! #
2006	Tulsa	Megan Moody	–	–	Houston Comets
					Free Agent #
2003	Tulsa	Allison Curtin	1	12	Houston Comets ! #
					Traded to Detroit Shock
	Arkansas	Dana Cherry	2	23	Charlotte Sting S

*– Signed but did not coach

!– At the school when player was drafted

@– Worked with player as a head coach

#– Worked with player as an assistant coach

\$– Worked with player as other (GA, etc)

NABES VS. ARKANSAS HISTORY

Category	NABES	All Others In Program History
Winning Record In SEC Play	2 Seasons	2 Seasons
SEC Tourney Finals	1	0
Top 5 Wins	2	2
Weeks Ranked in AP Top 25	38	63
Top 15 WNBA Draft Picks	2	1
McDonald's AAs Signed	6	1
WBCA AAs	1	1

THE MOST INTERESTING MAN IN COLLEGE BASKETBALL

→ Movies: His expansive movie collection includes digital, disk and VHS copies. Did you know he used to work at BlockBuster? On a related note, he also collects books that have been turned into movies.

→ Baseballs autographed by movie stars: Ask him about this collection – talk about some good stories.

→ Lunch Boxes: Coach collects tin lunch boxes that he carried to school and has them displayed in his home. His first lunch box had KISS on it.


→ Hamilton: Nabes is a huge Hamilton fan, and routinely quotes the Broadway musical to players, fans and media alike.

→ Athens City Champion: Coach stumbled upon a dart tournament while on a trip to Athens, Georgia. He joined in and was one of the two-man winning team.

→ Ask him about shoes, music, movies, guitars, basketball nostalgia – just about anything!



NEIGHBORS VERSUS ...			Furman	1	0	Northwestern State	2	0	Tennessee Martin	1	0
Abilene Christian	2	0	Georgia	1	7	Notre Dame	0	1	Tennessee State	1	0
Alabama	5	2	Grambling State	2	0	Oklahoma	1	2	Tennessee Tech	1	0
Arizona State	2	6	Grand Canyon	1	0	Ole Miss	5	3	Texas A&M	3	8
Arizona	6	0	Hartford	1	0	Oral Roberts	5	0	Texas Tech	1	0
Arkansas State	2	0	Hawai'i	1	0	Oregon State	1	6	Troy	1	0
Auburn	7	1	Houston	2	0	Oregon	5	4	Tulsa	4	0
Baylor	1	0	Idaho	1	0	Pennsylvania	1	0	UAB	1	0
Belmont	2	0	Iowa State	0	1	Pittsburgh	1	1	UAPB	3	0
Boise State	1	0	Jackson State	2	0	Portland	3	1	UC Irvine	1	0
BYU	1	0	Kansas	0	1	Prairie View A&M	1	0	UC Riverside	2	0
California	5	4	Kansas State	2	0	Saint Mary's	0	1	UCLA	4	2
Central Arkansas	3	0	Kent State	1	0	Sam Houston	2	0	USC	6	0
Central Florida	0	1	Kentucky	3	5	Samford	1	0	USF	0	1
Charlotte	1	0	Lamar	1	0	San Diego State	2	0	Utah	7	4
Clemson	1	0	Little Rock	4	0	San Diego	1	0	UT-Arlington	2	0
Colorado State	1	0	Louisiana-Monroe	2	0	Santa Clara	1	0	UTEP	0	2
Colorado	9	0	LSU	3	4	Savannah State	1	0	Vanderbilt	4	3
Connecticut	1	1	McNeese State	1	0	Seattle	4	0	Wake Forest	1	0
Creighton	1	1	Maryland	1	1	SMU	2	0	Washington State	5	3
CSUN	1	0	Miami	0	1	South Carolina	1	9	Weber State	1	0
DePaul	0	1	Mississippi State	3	5	South Dakota	2	0	Wisconsin	3	0
Eastern Washington	1	0	Missouri	10	4	Stanford	3	5	Wright State	0	1
Florida State	1	0	Montana State	2	0	Stony Brook	1	0	Yale	1	0
Florida	4	3	Nebraska	1	1	Syracuse	0	2	TOTALS	213	115
FGCU	1	0	New Mexico State	1	0	Tarleton State	1	0			
Fordham	1	0	New Orleans	1	0	TCU	0	1			
Fresno State	2	0	Northern Arizona	1	0	Tennessee	2	5			





2022-23 Arkansas Women's Basketball Combined Team Statistics All games

Page 1/1
as of Feb 19, 2023

Game Records

Record	Overall	Home	Away	Neutral
ALL GAMES	19-10	10-4	6-4	3-2
CONFERENCE	6-8	3-4	3-4	0-0
NON-CONFERENCE	13-2	7-0	3-0	3-2

Score by Periods

Team	1st	2nd	3rd	4th	OT	TOT
Arkansas	479	521	565	529	12	2106
Opponents	443	390	480	553	16	1882

Team Box Score

No.	Player				Total		3-Point		F-Throw		Rebounds											
		GP-GS	MIN	AVG	FG-FGA	FG%	3FG-3FGA	3FG%	FT-FTA	FT%	OFF	DEF	TOT	AVG	PF	DQ	A	TO	BLK	STL	PTS	AVG
4	BARNUM, Erynn	29-29	792:31	27.3	182-313	.581	11-34	.324	109-172	.634	77	119	196	6.8	70	0	53	69	32	37	484	16.7
2	SPENCER, Samara	29-29	982:28	33.9	135-344	.392	45-153	.294	74-132	.561	3	107	110	3.8	57	1	127	87	7	33	389	13.4
43	DANIELS, Makayla	26-26	831:09	32.0	94-270	.348	48-152	.316	97-126	.770	23	82	105	4.0	69	1	77	60	5	50	333	12.8
34	CARR, Chrissy	29-29	808:49	27.9	110-284	.387	69-197	.350	47-56	.839	21	81	102	3.5	59	1	16	30	9	19	336	11.6
0	POFFENBARGER, Saylor	29-29	942:06	32.5	88-258	.341	25-116	.216	52-75	.693	24	166	190	6.6	68	2	66	66	33	15	253	8.7
30	DAUDA, Maryam	27-0	312:25	11.6	40-97	.412	6-22	.273	17-25	.680	34	38	72	2.7	50	0	16	35	19	8	103	3.8
24	WOLFENBARGER, Jersey	27-3	442:52	16.4	35-101	.347	7-38	.184	22-32	.688	28	68	96	3.6	32	0	7	19	17	7	99	3.7
11	LANGERMAN, Rylee	29-0	515:02	17.8	24-71	.338	14-46	.304	19-36	.528	33	64	97	3.3	59	0	16	20	2	29	81	2.8
55	ELLIS, Emrie	20-0	159:35	8.0	5-23	.217	3-10	.300	5-8	.625	4	23	27	1.4	15	0	2	6	1	1	18	0.9
22	HUGHES, Avery	11-0	24:52	2.3	1-4	.250	0-0	.000	7-10	.700	0	0	0	0.0	4	0	1	4	0	0	9	0.8
20	JOHNSON, Karley	8-0	23:52	3.0	0-1	.000	0-0	.000	1-2	.500	1	1	2	0.3	1	0	1	0	0	2	1	0.1
21	LINDSEY, Loren	7-0	14:16	2.0	0-0	.000	0-0	.000	0-0	.000	0	0	0	0.0	0	0	0	0	0	0	0	0.0
Team											47	62	109					10				
Total		29	5850		714-1766	.404	228-768	.297	450-674	.668	295	811	1106	38.1	484	5	382	406	125	201	2106	72.6
Opponents		29	5850		667-1799	.371	166-552	.301	382-558	.685	376	821	1197	41.3	612	18	315	493	92	197	1882	64.9

Team Statistics

	ARK	OPP
Scoring	2106	1882
Points per game	72.6	64.9
Scoring margin	+7.7	-
Field goals-att	714-1766	667-1799
Field goal pct	.404	.371
3 point fg-att	228-768	166-552
3-point FG pct	.297	.301
3-pt FG made per game	7.9	5.7
Free throws-att	450-674	382-558
Free throw pct	.668	.685
F-Throws made per game	15.5	13.2
Rebounds	1106	1197
Rebounds per game	38.1	41.3
Rebounding margin	-3.1	-
Assists	382	315
Assists per game	13.2	10.9
Turnovers	406	493
Turnovers per game	14.0	17.0
Turnover margin	+3.0	-
Assist/turnover ratio	0.9	0.6
Steals	201	197
Steals per game	6.9	6.8
Blocks	125	92
Blocks per game	4.3	3.2
Winning streak	0	-
Home win streak	0	-
Attendance	55366	43904
Home games-Avg/Game	14-3955	10-4390
Neutral site-Avg/Game	-	5-1079

Team Results

Date	Opponent		Score	Att.
11/07/2022	at Ark.-Pine Bluff	W	70-50	3128
11/11/2022	Central Ark.	W	72-34	7410
11/14/2022	Tulsa	W	79-70	2511
11/17/2022	Kent St.	W	80-59	2265
11/20/2022	at Little Rock	W	93-49	2879
11/24/2022	vs Northern Ariz.	W	82-73	1024
11/25/2022	vs Clemson	W	76-62	1724
11/26/2022	vs Kansas St.	W	69-53	2024
12/01/2022	Troy	W	87-70	3019
12/04/2022	Oral Roberts	W	92-58	2947
12/08/2022	Lamar University	W	63-50	2268
12/11/2022	Arkansas St.	W	77-63	3826
12/17/2022	at Creighton	W	83-75	1050
12/20/2022	vs Oregon	L	78-85	321
12/21/2022	vs South Fla.	Lot	65-66	303
12/29/2022	LSU	L	45-69	5285
01/01/2023	at Kentucky	W	71-50	3284
01/05/2023	Florida	W	102-74	4524
01/08/2023	at Missouri	W	77-55	4260
01/16/2023	Vanderbilt	W	84-81	3693
01/19/2023	at LSU	L	76-79	7298
01/22/2023	at South Carolina	L	46-92	13349
01/26/2023	Alabama	L	66-69	3206
01/29/2023	Ole Miss	Lot	73-76	6677
02/05/2023	at Auburn	W	54-51	2569
02/09/2023	at Vanderbilt	L	70-78	1978
02/12/2023	Missouri	W	61-33	4492
02/16/2023	Tennessee	L	67-87	3243
02/19/2023	at Georgia	L	48-71	4109



2022-23 Arkansas Women's Basketball Combined Team Statistics In Conference games

Page 1/1
as of Feb 19, 2023

Game Records

Record	Overall	Home	Away	Neutral
ALL GAMES	6-8	3-4	3-4	0-0
CONFERENCE	6-8	3-4	3-4	0-0
NON-CONFERENCE	0-0	0-0	0-0	0-0

Score by Periods

Team	1st	2nd	3rd	4th	OT	TOT
Arkansas	192	240	248	251	9	940
Opponents	212	211	249	281	12	965

Team Box Score

No. Player					Total		3-Point		F-Throw		Rebounds													
		GP-GS	MIN	AVG	FG-FGA	FG%	3FG-3FGA	3FG%	FT-FTA	FT%	OFF	DEF	TOT	AVG	PF	DQ	A	TO	BLK	STL	PTS	AVG		
4	BARNUM, Erynn	14-14	408:00	29.1	90-169	.533	7-23	.304	60-92	.652	40	57	97	6.9	38	0	29	42	16	15	247	17.6		
43	DANIELS, Makayla	14-14	467:36	33.4	45-144	.313	23-90	.256	53-67	.791	11	43	54	3.9	41	1	41	32	4	28	166	11.9		
34	CARR, Chrissy	14-14	399:41	28.5	56-138	.406	36-93	.387	15-20	.750	8	34	42	3.0	37	1	10	16	8	12	163	11.6		
2	SPENCER, Samara	14-14	488:21	34.9	54-150	.360	16-66	.242	21-29	.724	1	43	44	3.1	24	0	57	40	3	17	145	10.4		
0	POFFENBARGER, Saylor	14-14	456:33	32.6	45-125	.360	9-47	.191	26-35	.743	9	55	64	4.6	36	2	22	31	16	3	125	8.9		
30	DAUDA, Maryam	12-0	96:52	8.1	11-31	.355	2-11	.182	4-4	1.000	8	8	16	1.3	15	0	6	11	7	2	28	2.3		
24	WOLFENBARGER, Jersey	14-0	187:43	13.4	13-35	.371	0-10	.000	6-7	.857	9	28	37	2.6	15	0	4	11	7	2	32	2.3		
11	LANGERMAN, Rylee	14-0	222:52	15.9	6-26	.231	5-18	.278	5-9	.556	11	27	38	2.7	30	0	6	8	1	14	22	1.6		
55	ELLIS, Emrie	9-0	82:34	9.2	2-10	.200	2-6	.333	4-6	.667	3	13	16	1.8	7	0	2	1	1	0	10	1.1		
22	HUGHES, Avery	6-0	08:30	1.4	0-0	.000	0-0	.000	2-4	.500	0	0	0	0.0	1	0	0	2	0	0	2	0.3		
21	LINDSEY, Loren	2-0	03:03	1.5	0-0	.000	0-0	.000	0-0	.000	0	0	0	0.0	0	0	0	0	0	0	0	0.0		
20	JOHNSON, Karley	2-0	03:15	1.6	0-0	.000	0-0	.000	0-0	.000	0	0	0	0.0	1	0	0	0	0	0	0	0.0		
Team											21	24	45					7						
Total		14	2825		322-828	.389	100-364	.275	196-273	.718	121	332	453	32.4	245	4	177	201	63	93	940	67.1		
Opponents		14	2825		341-867	.393	69-224	.308	214-302	.709	214	395	609	43.5	273	7	166	235	50	112	965	68.9		

Team Statistics

	ARK	OPP
Scoring	940	965
Points per game	67.1	68.9
Scoring margin	-1.8	-
Field goals-att	322-828	341-867
Field goal pct	.389	.393
3 point fg-att	100-364	69-224
3-point FG pct	.275	.308
3-pt FG made per game	7.1	4.9
Free throws-att	196-273	214-302
Free throw pct	.718	.709
F-Throws made per game	14.0	15.3
Rebounds	453	609
Rebounds per game	32.4	43.5
Rebounding margin	-11.1	-
Assists	177	166
Assists per game	12.6	11.9
Turnovers	201	235
Turnovers per game	14.4	16.8
Turnover margin	+2.4	-
Assist/turnover ratio	0.9	0.7
Steals	93	112
Steals per game	6.6	8.0
Blocks	63	50
Blocks per game	4.5	3.6
Winning streak	0	-
Home win streak	0	-
Attendance	31120	36847
Home games-Avg/Game	7-4446	7-5264
Neutral site-Avg/Game	-	0-0

Team Results

Date	Opponent		Score	Att.
12/29/2022	LSU	L	45-69	5285
01/01/2023	at Kentucky	W	71-50	3284
01/05/2023	Florida	W	102-74	4524
01/08/2023	at Missouri	W	77-55	4260
01/16/2023	Vanderbilt	W	84-81	3693
01/19/2023	at LSU	L	76-79	7298
01/22/2023	at South Carolina	L	46-92	13349
01/26/2023	Alabama	L	66-69	3206
01/29/2023	Ole Miss	Lot	73-76	6677
02/05/2023	at Auburn	W	54-51	2569
02/09/2023	at Vanderbilt	L	70-78	1978
02/12/2023	Missouri	W	61-33	4492
02/16/2023	Tennessee	L	67-87	3243
02/19/2023	at Georgia	L	48-71	4109



2022-23 Arkansas Women's Basketball
Team High/Low Analysis
All games

Page 1/4
as of Feb 21, 2023

Arkansas - Game Highs

POINTS	102	Florida (01/05/2023)
	93	at Little Rock (11/20/2022)
	92	Oral Roberts (12/04/2022)
	87	Troy (12/01/2022)
	84	Vanderbilt (01/16/2023)
FIELD GOALS MADE	33	Oral Roberts (12/04/2022)
	32	Florida (01/05/2023)
FIELD GOAL ATTEMPTS	77	vs Oregon (N) (12/20/2022)
	74	Oral Roberts (12/04/2022)
FIELD GOAL PERCENTAGE	.625 (30-48)	at Little Rock (11/20/2022)
	.492 (32-65)	Florida (01/05/2023)
3 PT FG MADE	12	Florida (01/05/2023)
	12	vs Oregon (N) (12/20/2022)
	12	at Creighton (12/17/2022)
3 PT FG ATTEMPTS	39	Tulsa (11/14/2022)
	37	Troy (12/01/2022)
3 PT FG PERCENTAGE	.526 (10-19)	at Little Rock (11/20/2022)
	.462 (12-26)	at Creighton (12/17/2022)
FREE THROWS MADE	26	Florida (01/05/2023)
	25	Vanderbilt (01/16/2023)
FREE THROW ATTEMPTS	46	at Ark.-Pine Bluff (11/07/2022)
	39	at Auburn (02/05/2023)
FREE THROW PERCENTAGE	.909 (10-11)	at LSU (01/19/2023)
	.900 (9-10)	at Georgia (02/19/2023)
REBOUNDS	57	Oral Roberts (12/04/2022)
	56	at Ark.-Pine Bluff (11/07/2022)
ASSISTS	23	Florida (01/05/2023)
	22	at Kentucky (01/01/2023)
STEALS	12	at Ark.-Pine Bluff (11/07/2022)
	11	Ole Miss (01/29/2023)
BLOCKED SHOTS	9	at South Carolina (01/22/2023)
	9	Lamar University (12/08/2022)
	9	Oral Roberts (12/04/2022)
TURNOVERS	23	vs Clemson (N) (11/25/2022)
	22	at Little Rock (11/20/2022)
FOULS	27	at Auburn (02/05/2023)
	22	at Vanderbilt (02/09/2023)
	22	Florida (01/05/2023)
	22	at Little Rock (11/20/2022)



2022-23 Arkansas Women's Basketball Team High/Low Analysis All games

Page 3/4
as of Feb 21, 2023

Arkansas - Game Lows

POINTS	45		LSU (12/29/2022)
	46		at South Carolina (01/22/2023)
	48		at Georgia (02/19/2023)
	54		at Auburn (02/05/2023)
	61		Missouri (02/12/2023)
FIELD GOALS MADE	14		at Auburn (02/05/2023)
	17		at Georgia (02/19/2023)
	17		at South Carolina (01/22/2023)
	17		LSU (12/29/2022)
FIELD GOAL ATTEMPTS	45		Missouri (02/12/2023)
	48		Lamar University (12/08/2022)
	48		vs Clemson (N) (11/25/2022)
	48		at Little Rock (11/20/2022)
FIELD GOAL PERCENTAGE	.269	(14-52)	at Auburn (02/05/2023)
	.279	(17-61)	at South Carolina (01/22/2023)
	.279	(17-61)	LSU (12/29/2022)
3 PT FG MADE	3		at Auburn (02/05/2023)
	5		at Georgia (02/19/2023)
	5		at South Carolina (01/22/2023)
	5		vs Northern Ariz. (N) (11/24/2022)
	5		at Ark.-Pine Bluff (11/07/2022)
3 PT FG ATTEMPTS	18		Ole Miss (01/29/2023)
	19		at Little Rock (11/20/2022)
3 PT FG PERCENTAGE	.130	(3-23)	at Auburn (02/05/2023)
	.152	(5-33)	at Georgia (02/19/2023)
FREE THROWS MADE	5		LSU (12/29/2022)
	7		at South Carolina (01/22/2023)
FREE THROW ATTEMPTS	9		at South Carolina (01/22/2023)
	10		at Georgia (02/19/2023)
FREE THROW PERCENTAGE	.417	(5-12)	LSU (12/29/2022)
	.452	(14-31)	Lamar University (12/08/2022)
REBOUNDS	17		at South Carolina (01/22/2023)
	25		Tennessee (02/16/2023)
ASSISTS	6		at South Carolina (01/22/2023)
	7		at Auburn (02/05/2023)
	7		LSU (12/29/2022)
STEALS	3		at Georgia (02/19/2023)
	3		at Little Rock (11/20/2022)
BLOCKED SHOTS	1		at Georgia (02/19/2023)
	1		at Auburn (02/05/2023)
	1		vs Clemson (N) (11/25/2022)
TURNOVERS	5		Tennessee (02/16/2023)
	8		Oral Roberts (12/04/2022)
FOULS	11		Arkansas St. (12/11/2022)
	12		Missouri (02/12/2023)
	12		at Missouri (01/08/2023)
	12		Kent St. (11/17/2022)



2022-23 Arkansas Women's Basketball
Category Leaders
All games

Page 1/3
as of Feb 21, 2023

Points

##	Player	G	Pts	Pts/G
4	Barnum, Erynn	29	484	16.7
2	Spencer, Samara	29	389	13.4
34	Carr, Chrissy	29	336	11.6
43	Daniels, Makayla	26	333	12.8
0	Poffenbarger, Saylor	29	253	8.7
30	Dauda, Maryam	27	103	3.8
24	Wolfenbarger, Jersey	27	99	3.7
11	Langerman, Rylee	29	81	2.8
55	Ellis, Emrie	20	18	0.9
22	Hughes, Avery	11	9	0.8
20	Johnson, Karley	8	1	0.1

Scoring Average

##	Player	G	Pts	Pts/G
4	Barnum, Erynn	29	484	16.7
2	Spencer, Samara	29	389	13.4
43	Daniels, Makayla	26	333	12.8
34	Carr, Chrissy	29	336	11.6
0	Poffenbarger, Saylor	29	253	8.7
30	Dauda, Maryam	27	103	3.8
24	Wolfenbarger, Jersey	27	99	3.7
11	Langerman, Rylee	29	81	2.8
55	Ellis, Emrie	20	18	0.9
22	Hughes, Avery	11	9	0.8
20	Johnson, Karley	8	1	0.1

Field Goal Percentage

##	Player	FG	Att	Pct
4	Barnum, Erynn	182	313	.581
30	Dauda, Maryam	40	97	.412
2	Spencer, Samara	135	344	.392
34	Carr, Chrissy	110	284	.387
43	Daniels, Makayla	94	270	.348
24	Wolfenbarger, Jersey	35	101	.347
0	Poffenbarger, Saylor	88	258	.341
11	Langerman, Rylee	24	71	.338
22	Hughes, Avery	1	4	.250
55	Ellis, Emrie	5	23	.217

Field Goal Attempts

##	Player	G	Att	Att/G
2	Spencer, Samara	29	344	11.9
4	Barnum, Erynn	29	313	10.8
34	Carr, Chrissy	29	284	9.8
43	Daniels, Makayla	26	270	10.4
0	Poffenbarger, Saylor	29	258	8.9

Field Goals Made

##	Player	G	Made	Made/G
4	Barnum, Erynn	29	182	6.3
2	Spencer, Samara	29	135	4.7
34	Carr, Chrissy	29	110	3.8
43	Daniels, Makayla	26	94	3.6
0	Poffenbarger, Saylor	29	88	3.0

3-Point FG Percentage

##	Player	3FG	Att	Pct
34	Carr, Chrissy	69	197	.350
4	Barnum, Erynn	11	34	.324
43	Daniels, Makayla	48	152	.316
11	Langerman, Rylee	14	46	.304
55	Ellis, Emrie	3	10	.300
2	Spencer, Samara	45	153	.294
30	Dauda, Maryam	6	22	.273
0	Poffenbarger, Saylor	25	116	.216
24	Wolfenbarger, Jersey	7	38	.184

3-Point FG Attempts

##	Player	G	Att	Att/G
34	Carr, Chrissy	29	197	6.8
2	Spencer, Samara	29	153	5.3
43	Daniels, Makayla	26	152	5.8
0	Poffenbarger, Saylor	29	116	4.0
11	Langerman, Rylee	29	46	1.6

3-Point FG Made

##	Player	G	Made	Made/G
34	Carr, Chrissy	29	69	2.4
43	Daniels, Makayla	26	48	1.8
2	Spencer, Samara	29	45	1.6
0	Poffenbarger, Saylor	29	25	0.9
11	Langerman, Rylee	29	14	0.5

Free Throw Percentage

##	Player	Made	Att	Pct
34	Carr, Chrissy	47	56	.839
43	Daniels, Makayla	97	126	.770
22	Hughes, Avery	7	10	.700
0	Poffenbarger, Saylor	52	75	.693
24	Wolfenbarger, Jersey	22	32	.688
30	Dauda, Maryam	17	25	.680
4	Barnum, Erynn	109	172	.634
55	Ellis, Emrie	5	8	.625
2	Spencer, Samara	74	132	.561
11	Langerman, Rylee	19	36	.528
20	Johnson, Karley	1	2	.500

Rebounds

##	Player	G	Reb	Reb/G
4	Barnum, Erynn	29	196	6.8
0	Poffenbarger, Saylor	29	190	6.6
2	Spencer, Samara	29	110	3.8
43	Daniels, Makayla	26	105	4.0
34	Carr, Chrissy	29	102	3.5

Rebounds Average

##	Player	G	Reb	Reb/G
4	Barnum, Erynn	29	196	6.8
0	Poffenbarger, Saylor	29	190	6.6
43	Daniels, Makayla	26	105	4.0
2	Spencer, Samara	29	110	3.8
24	Wolfenbarger, Jersey	27	96	3.6

Offensive Rebounds

##	Player	G	OReb	OReb/G
4	Barnum, Erynn	29	77	2.7
30	Dauda, Maryam	27	34	1.3
11	Langerman, Rylee	29	33	1.1
24	Wolfenbarger, Jersey	27	28	1.0
0	Poffenbarger, Saylor	29	24	0.8

Defensive Rebounds

##	Player	G	DReb	DReb/G
0	Poffenbarger, Saylor	29	166	5.7
4	Barnum, Erynn	29	119	4.1
2	Spencer, Samara	29	107	3.7
43	Daniels, Makayla	26	82	3.2
34	Carr, Chrissy	29	81	2.8

Fouls

##	Player	G	PF	PF/G
4	Barnum, Erynn	29	70	2.4
43	Daniels, Makayla	26	69	2.7
0	Poffenbarger, Saylor	29	68	2.3
34	Carr, Chrissy	29	59	2.0
11	Langerman, Rylee	29	59	2.0

Foul Outs

##	Player	G	FO
0	Poffenbarger, Saylor	29	2
2	Spencer, Samara	29	1
43	Daniels, Makayla	26	1
34	Carr, Chrissy	29	1

Free Throw Attempts

##	Player	G	Att	Att/G
4	Barnum, Erynn	29	172	5.9
2	Spencer, Samara	29	132	4.6
43	Daniels, Makayla	26	126	4.8
0	Poffenbarger, Saylor	29	75	2.6
34	Carr, Chrissy	29	56	1.9

Free Throws Made

##	Player	G	Made	Made/G
4	Barnum, Erynn	29	109	3.8
43	Daniels, Makayla	26	97	3.7
2	Spencer, Samara	29	74	2.6
0	Poffenbarger, Saylor	29	52	1.8
34	Carr, Chrissy	29	47	1.6

Assists

##	Player	G	Ast	Ast/G
2	Spencer, Samara	29	127	4.4
43	Daniels, Makayla	26	77	3.0
0	Poffenbarger, Saylor	29	66	2.3
4	Barnum, Erynn	29	53	1.8
34	Carr, Chrissy	29	16	0.6

Steals

##	Player	G	Stl	Stl/G
43	Daniels, Makayla	26	50	1.9
4	Barnum, Erynn	29	37	1.3
2	Spencer, Samara	29	33	1.1
11	Langerman, Rylee	29	29	1.0
34	Carr, Chrissy	29	19	0.7

Blocked Shots

##	Player	G	Blk	Blk/G
0	Poffenbarger, Saylor	29	33	1.1
4	Barnum, Erynn	29	32	1.1
30	Dauda, Maryam	27	19	0.7
24	Wolfenbarger, Jersey	27	17	0.6
34	Carr, Chrissy	29	9	0.3

Minutes

##	Player	G	Min	Min/G
2	Spencer, Samara	29	982	33:53
0	Poffenbarger, Saylor	29	942	32:29
43	Daniels, Makayla	26	831	31:58
34	Carr, Chrissy	29	809	27:53
4	Barnum, Erynn	29	793	27:20

Turnovers

##	Player	G	TO	TO/G
2	Spencer, Samara	29	87	3.0
4	Barnum, Erynn	29	69	2.4
0	Poffenbarger, Saylor	29	66	2.3
43	Daniels, Makayla	26	60	2.3
30	Dauda, Maryam	27	35	1.3



2022-23 Arkansas Women's Basketball
Points-rebounds-assists
All games

Page 1/2
as of Feb 21, 2023

Opponent	Date	Score		0	2	4	11	20	21	22	24	30	34	43	55
				POFFENBARG	SPENCER, SA	BARNUM, ERY	LANGERMAN,	JOHNSON, KA	LINDSEY, LO	HUGHES, AVE	WOLFENBARG	DAUDA, MARY	CARR, CHRIS	DANIELS, MA	ELLIS, EMRI
at Ark.-Pine Bluff	11/07/2022	70-50	W	11-8-2	15-4-4	15-11-1	4-6-0	DNP	DNP	DNP	7-7-0	4-3-1	10-3-0	4-6-1	0-2-0
Central Ark.	11/11/2022	72-34	W	2-7-1	5-2-3	19-9-2	9-4-0	0-0-0	0-0-0	DNP	5-1-0	10-5-0	8-8-0	14-2-4	0-4-0
Tulsa	11/14/2022	79-70	W	2-10-3	13-3-4	27-8-0	10-5-1	DNP	DNP	DNP	2-0-0	3-3-0	3-6-0	19-9-3	DNP
Kent St.	11/17/2022	80-59	W	2-6-1	22-7-7	20-6-1	5-2-2	0-1-0	DNP	0-0-1	4-6-0	6-5-1	12-4-1	9-2-5	0-1-0
at Little Rock	11/20/2022	93-49	W	9-9-1	11-7-6	15-9-1	3-0-0	1-0-1	0-0-0	2-0-0	6-5-1	7-4-2	22-2-0	12-3-4	5-2-0
vs Northern Ariz.	11/24/2022	82-73	W	13-5-2	27-4-2	7-7-2	3-2-1	DNP	DNP	DNP	2-4-0	5-4-1	7-7-0	18-6-4	0-0-0
vs Clemson	11/25/2022	76-62	W	15-9-1	3-5-6	14-9-1	3-0-0	DNP	DNP	DNP	1-4-1	0-3-0	19-4-1	21-5-2	DNP
vs Kansas St.	11/26/2022	69-53	W	9-6-6	6-8-4	17-4-1	0-4-0	0-0-0	0-0-0	0-0-0	1-2-0	5-4-0	18-4-0	13-6-2	0-0-0
Troy	12/01/2022	87-70	W	9-3-5	19-3-6	18-8-2	1-5-3	0-1-0	0-0-0	4-0-0	11-3-0	0-7-0	14-3-0	10-3-4	1-0-0
Oral Roberts	12/04/2022	92-58	W	14-13-5	32-2-3	6-5-4	3-5-1	0-0-0	0-0-0	1-0-0	9-12-1	10-8-1	15-5-1	DNP	2-1-0
Lamar University	12/08/2022	63-50	W	17-12-3	17-0-4	5-8-3	0-6-0	DNP	DNP	DNP	4-6-0	2-0-0	18-2-0	DNP	0-0-0
Arkansas St.	12/11/2022	77-63	W	1-9-5	19-4-4	16-1-0	5-5-1	DNP	DNP	DNP	15-6-0	11-8-1	10-6-0	DNP	DNP
at Creighton	12/17/2022	83-75	W	16-11-3	26-4-4	15-2-4	6-5-0	DNP	DNP	DNP	0-3-0	4-1-1	4-2-0	12-2-3	DNP
vs Oregon	12/20/2022	78-85	L	5-11-3	20-7-10	22-9-0	7-7-0	DNP	DNP	DNP	DNP	6-1-1	3-1-3	15-3-1	0-1-0
vs South Fla.	12/21/2022	65-66	Lot	3-7-3	9-6-3	21-3-2	0-3-1	DNP	DNP	DNP	DNP	2-0-1	10-3-0	20-4-3	0-0-0
LSU	12/29/2022	45-69	L	1-3-1	17-1-1	7-4-1	0-2-0	DNP	DNP	0-0-0	1-6-0	3-2-0	6-4-1	10-6-3	0-0-0
at Kentucky	01/01/2023	71-50	W	17-7-3	6-2-5	17-8-7	6-7-1	DNP	DNP	0-0-0	4-3-0	2-3-1	8-4-1	11-2-4	0-1-0
Florida	01/05/2023	102-74	W	16-8-2	16-4-6	15-8-6	8-3-2	0-0-0	0-0-0	2-0-0	8-7-1	0-1-3	16-1-1	16-1-2	5-1-0
at Missouri	01/08/2023	77-55	W	24-6-1	2-9-6	21-11-2	3-4-0	DNP	DNP	DNP	2-3-0	0-1-0	16-4-1	9-5-2	DNP
Vanderbilt	01/16/2023	84-81	W	13-5-1	23-5-3	18-9-5	1-3-0	DNP	DNP	DNP	0-1-1	2-1-0	11-4-0	16-6-4	DNP
at LSU	01/19/2023	76-79	L	5-2-1	13-2-6	20-7-1	0-2-0	DNP	DNP	DNP	4-3-0	11-4-2	12-2-2	11-3-3	DNP
at South Carolina	01/22/2023	46-92	L	0-1-2	15-1-1	11-2-2	0-2-0	DNP	DNP	DNP	2-3-1	5-2-0	6-2-0	7-0-0	0-0-0
Alabama	01/26/2023	66-69	L	12-5-3	12-2-2	20-9-0	0-0-0	DNP	DNP	DNP	0-0-0	3-0-0	6-2-2	13-6-5	DNP
Ole Miss	01/29/2023	73-76	Lot	2-3-2	16-5-6	37-6-3	0-3-0	DNP	DNP	DNP	0-1-0	2-0-0	4-3-0	12-6-3	DNP
at Auburn	02/05/2023	54-51	W	10-10-1	7-6-4	14-9-0	1-1-1	DNP	DNP	0-0-0	4-2-0	0-0-0	7-3-1	11-4-0	0-2-0
at Vanderbilt	02/09/2023	70-78	L	7-1-1	2-4-4	12-7-0	0-4-1	DNP	DNP	DNP	0-0-0	DNP	18-5-0	31-3-1	0-5-1
Missouri	02/12/2023	61-33	W	6-2-0	6-2-2	14-9-2	3-4-1	0-0-0	0-0-0	0-0-0	3-1-0	0-0-0	18-5-0	11-3-3	0-3-1
Tennessee	02/16/2023	67-87	L	6-4-1	10-1-9	25-1-0	0-2-0	DNP	DNP	0-0-0	4-5-0	0-2-0	14-3-0	5-5-5	3-1-0
at Georgia	02/19/2023	48-71	L	6-7-3	0-0-2	16-7-0	0-1-0	DNP	DNP	DNP	0-2-1	DNP	21-0-1	3-4-6	2-3-0

2022-23 SPECIALTY STATS

(ARKANSAS/OPPONENT)

Opponent	Result	Pts Off TO	Pts In Paint	2nd Chance	Fast Break	Bench	Ties	Lead Chng	Ark Largest Lead	Best Ark Run	Opp Largest Lead	Opp Best Run	Ark Led	Opp Led				
at Ark - Pine Bluff	W, 70-50	18 / 7	32 / 24	15 / 11	16 / 8	15 / 12	0	2	34	2:48	3rd	17-0	1	6:41	1st	12-0	37:44	1:20
CENTRAL ARK.	W, 72-34	16 / 2	32 / 14	5 / 3	7 / 3	24 / 14	2	1	40	0:56	4th	15-0	2	8:51	1st	3-0	37:29	1:06
TULSA	W, 79-70	19 / 7	26 / 28	9 / 0	21 / 5	15 / 13	2	3	15	1:38	1st	9-0	2	9:36	1st	9-0	37:07	1:11
KENT STATE	W, 80-59	11 / 7	38 / 28	12 / 2	13 / 10	15 / 26	2	3	27	8:04	4th	14-0	3	6:50	1st	5-0	37:51	1:27
at Little Rock	W, 93-49	19 / 16	38 / 16	10 / 3	9 / 8	24 / 10	1	1	45	9:05	4th	11-0	2	9:14	1st	4-0	37:22	0:20
NAU!	W, 82-73	29 / 19	44 / 30	10 / 5	9 / 20	10 / 28	2	9	18	0:18	3rd	12-0	4	4:09	1st	6-0	28:08	10:10
Clemson!	W, 76-62	16 / 144	28 / 28	7 / 6	21 / 0	4 / 16	7	2	21	6:58	4th	12-0	2	1:14	2nd	10-0	31:29	2:18
#25 Kansas State!	W, 69-53	10 / 4	30 / 14	7 / 6	6 / 7	6 / 10	3	1	24	1:02	3rd	9-0	4	8:00	1st	5-0	31:40	4:40
TROY	W, 87-70	25 / 13	40 / 20	9 / 14	20 / 17	17 / 13	3	0	27	4:18	3rd	9-0	0	10:00	1st	6-0	38:50	0:00
ORAL ROBERTS	W, 92-58	15 / 7	42 / 36	10 / 10	20 / 13	16 / 8	1	3	36	2:06	4th	14-0	2	9:14	1st	6-0	37:54	1:14
LAMAR	W, 63-50	12 / 9	26 / 20	8 / 10	11 / 14	2 / 14	7	7	13	0:13	4th	9-0	4	6:27	2nd	5-0	24:04	10:24
ARKANSAS ST.	W, 77-63	21 / 13	40 / 18	16 / 4	5 / 4	16 / 18	1	0	16	8:05	3rd	9-0	0	10:00	1st	5-0	37:51	0:00
at #16 Creighton	W, 83-75	11 / 12	26 / 24	11 / 14	10 / 9	10 / 17	1	4	11	2:35	3rd	11-0	6	7:00	2nd	7-0	26:10	12:53
#16 Oregon\$	L, 85-78	15 / 8	26 / 40	12 / 18	11 / 15	13 / 13	9	7	7	5:05	2nd	6-0	7	0:28	4th	9-0	20:50	13:38
USF\$	L (OT), 66-65	11 / 10	26 / 28	4 / 12	10 / 6	2 / 11	9	14	10	9:30	3rd	11-0	5	2:12	3rd	12-0	23:51	15:41
#9 LSU*	L, 69-45	10 / 9	22 / 30	7 / 22	9 / 15	4 / 10	1	4	1	8:09	1st	5-0	25	5:40	4th	9-0	3:55	34:31
at Kentucky*	W, 71-50	33 / 10	34 / 28	9 / 9	4 / 10	12 / 8	4	2	27	2:45	3rd	16-0	2	5:33	1st	9-0	36:09	0:35
FLORIDA*	W, 102-74	12 / 10	34 / 28	16 / 16	12 / 9	23 / 23	5	7	29	0:59	4th	11-0	2	9:41	1st	5-0	35:50	1:29
at Missouri*	W, 77-55	10 / 6	40 / 22	11 / 8	0 / 7	5 / 10	0	1	25	2:17	4th	15-0	5	4:24	1st	5-0	29:04	10:06
VANDERBILT*	W, 84-81	11 / 9	38 / 26	6 / 15	21 / 17	3 / 13	9	5	9	7:14	4TH	8-0	3	7:41	1st	5-0	27:00	5:55
at #3 LSU*	L, 79-76	13 / 10	34 / 42	10 / 23	20 / 12	15 / 5	2	2	3	6:23	4th	7-0	14	5:12	1st	7-0	3:56	35:15
at #1 South Carolina*	L, 92-46	4 / 13	22 / 40	0 / 37	10 / 15	7 / 38	0	4	1	9:27	1st	5-0	48	3:12	4th	15-0	0:38	39:03
ALABAMA*	L, 69-66	15 / 14	22 / 34	7 / 6	12 / 7	3 / 18	6	10	6	6:50	1st	11-0	12	5:32	2nd	15-0	4:39	33:56
OLE MISS*	L (OT), 76-73	17 / 17	34 / 52	3 / 21	5 / 5	2 / 18	8	11	19	1:47	2nd	13-0	5	0:08	OT	10-0	34:53	6:01
at Auburn	W, 54-51	12 / 8	20 / 16	10 / 8	7 / 9	5 / 25	2	0	15	7:14	2nd	8-0	0	10:00	1st	6-0	36:06	0:00
at Vanderbilt	L, 78-70	18 / 16	36 / 36	8 / 14	6 / 8	0 / 8	1	7	2	8:47	1st	8-0	10	5:39	4th	7-0	1:54	36:53
MISSOURI	W, 61-33	24 / 16	18 / 18	5 / 8	5 / 4	6 / 13	1	1	32	8:50	4th	12-0	2	9:24	1st	4-0	37:38	0:54
TENNESSEE	L, 87-67	15 / 7	36 / 34	9 / 17	10 / 10	7 / 22	0	0	0	10:00	1st	6-0	29	7:41	4th	12-0	39:46	0:00
at Georgia	L, 71-48	14 / 18	18 / 38	11 / 18	0 / 5	2 / 27	3	2	1	8:35	1st	7-0	25	2:37	4th	16-0	0:51	37:13

! - Paradise Jam (St. Thomas, Virgin Islands)
- San Diego Invitational (San Diego, Calif.)
* - SEC



**2022-23 Arkansas Women's Basketball
Player Highs Analysis
All games**

Page 1/4
as of Feb 21, 2023

Arkansas - Individual Game Highs

POINTS	37		Erynn Barnum vs Ole Miss (01/29/2023)
	32		Samara Spencer vs Oral Roberts (12/04/2022)
	31		Makayla Daniels at Vanderbilt (02/09/2023)
	27		Samara Spencer vs Northern Ariz. (N) (11/24/2022)
	27		Erynn Barnum vs Tulsa (11/14/2022)
FIELD GOALS MADE	13		Erynn Barnum vs Ole Miss (01/29/2023)
	11		Makayla Daniels at Vanderbilt (02/09/2023)
FIELD GOAL ATTEMPTS	23		Makayla Daniels at Vanderbilt (02/09/2023)
	21		Erynn Barnum vs Ole Miss (01/29/2023)
	21		Samara Spencer vs Northern Ariz. (N) (11/24/2022)
FIELD GOAL PERCENTAGE (min 5 made)	1.000	(8-8)	Erynn Barnum vs Arkansas St. (12/11/2022)
	1.000	(5-5)	Erynn Barnum at Little Rock (11/20/2022)
3 PT FG MADE	6		Samara Spencer vs Oral Roberts (12/04/2022)
	5		Chrissy Carr at Georgia (02/19/2023)
	5		Chrissy Carr vs Missouri (02/12/2023)
	5		Samara Spencer at Creighton (12/17/2022)
	5		Chrissy Carr vs Clemson (N) (11/25/2022)
3 PT FG ATTEMPTS	13		Chrissy Carr at Georgia (02/19/2023)
	12		Chrissy Carr vs Oral Roberts (12/04/2022)
3 PT FG PERCENTAGE (min 2 made)	1.000	(2-2)	Rylee Langerman vs Oregon (N) (12/20/2022)
	.750	(6-8)	Samara Spencer vs Oral Roberts (12/04/2022)
	.750	(3-4)	Erynn Barnum vs Oregon (N) (12/20/2022)
	.750	(3-4)	Makayla Daniels at Little Rock (11/20/2022)
FREE THROWS MADE	9		Erynn Barnum vs Central Ark. (11/11/2022)
	8		Erynn Barnum vs Ole Miss (01/29/2023)
	8		Makayla Daniels vs Alabama (01/26/2023)
	8		Makayla Daniels vs Vanderbilt (01/16/2023)
	8		Makayla Daniels vs Northern Ariz. (N) (11/24/2022)
FREE THROW ATTEMPTS	16		Samara Spencer vs Lamar University (12/08/2022)
	13		Erynn Barnum vs Ole Miss (01/29/2023)
	13		Erynn Barnum at Ark.-Pine Bluff (11/07/2022)
FREE THROW PERCENTAGE (min 3 made)	1.000	(9-9)	Erynn Barnum vs Central Ark. (11/11/2022)
	1.000	(5-5)	Erynn Barnum at LSU (01/19/2023)
	1.000	(5-5)	Jersey Wolfenbarger vs Oral Roberts (12/04/2022)
	1.000	(4-4)	Erynn Barnum at Vanderbilt (02/09/2023)
	1.000	(4-4)	Chrissy Carr at Creighton (12/17/2022)
	1.000	(4-4)	Makayla Daniels vs Troy (12/01/2022)
	1.000	(4-4)	Chrissy Carr at Little Rock (11/20/2022)
	1.000	(3-3)	Makayla Daniels vs Tennessee (02/16/2023)
	1.000	(3-3)	Saylor Poffenbarger vs Florida (01/05/2023)
	1.000	(3-3)	Makayla Daniels vs Kansas St. (N) (11/26/2022)
REBOUNDS	13		Saylor Poffenbarger vs Oral Roberts (12/04/2022)
	12		Saylor Poffenbarger vs Lamar University (12/08/2022)
	12		Jersey Wolfenbarger vs Oral Roberts (12/04/2022)
ASSISTS	10		Samara Spencer vs Oregon (N) (12/20/2022)
	9		Samara Spencer vs Tennessee (02/16/2023)
STEALS	5		Makayla Daniels vs Tennessee (02/16/2023)
	5		Erynn Barnum vs Clemson (N) (11/25/2022)
BLOCKED SHOTS	4		Jersey Wolfenbarger vs Oral Roberts (12/04/2022)
	3		Saylor Poffenbarger vs Tennessee (02/16/2023)
	3		Erynn Barnum vs Missouri (02/12/2023)
	3		Chrissy Carr at South Carolina (01/22/2023)
	3		Erynn Barnum at Kentucky (01/01/2023)
	3		Jersey Wolfenbarger vs Lamar University (12/08/2022)
	3		Saylor Poffenbarger vs Lamar University (12/08/2022)
	3		Maryam Dauda vs Northern Ariz. (N) (11/24/2022)
	3		Saylor Poffenbarger vs Kent St. (11/17/2022)
	3		Erynn Barnum vs Central Ark. (11/11/2022)
	3		Erynn Barnum vs Missouri (02/12/2023)
TURNOVERS	12		Erynn Barnum vs Missouri (02/12/2023)
FOULS	8		Samara Spencer vs Clemson (N) (11/25/2022)
	5		Saylor Poffenbarger at Vanderbilt (02/09/2023)
	5		Saylor Poffenbarger at Auburn (02/05/2023)
	5		Makayla Daniels vs Ole Miss (01/29/2023)
	5		Chrissy Carr vs Ole Miss (01/29/2023)
	5		Samara Spencer vs Oregon (N) (12/20/2022)



0 Saylor Poffenbarger | R-Fr. | 6-2 | G | Middletown, Conn. (Middletown HS | UConn)

POFFENBARGER BENCHMARK STATS

2022-23 SEASON HIGHS

Points	24	at Missouri	1-8-23
FG Made	8	at Missouri	1-8-23*
FG Att.	17	at Kentucky	1-1-23
3FG Made	3	vs. Alabama	1-26-23
3FG Att.	9	at UAPB	11-7-22
FT Made	7	vs. Vanderbilt	1-16-23
FT Att.	8	vs. Vanderbilt	1-16-23
Off. Reb.	4	at #16 Creighton	12-17-22
Def. Reb.	13	vs. Oral Roberts	12-4-22
Rebounds	13	vs. Oral Roberts	12-14-22
Assists	6	vs. #25 K-State	11-26-22
Blocks	3	vs. Tennessee	2-16-23*
Steals	2	at #16 Creighton	12-17-22*
Minutes	43	vs. Ole Miss	1-29-23

CAREER HIGHS

Points	24	at Missouri	1-8-23
FG Made	8	at Missouri	1-8-23*
FG Att.	17	at Kentucky	1-1-23
3FG Made	3	vs. Alabama	1-26-23
3FG Att.	9	at UAPB	11-7-22
FT Made	6	at Missouri	1-8-23
FT Att.	7	at Missouri	1-8-23
Off. Reb.	4	at #16 Creighton	12-17-22
Def. Reb.	13	vs. Oral Roberts	12-4-22
Rebounds	13	vs. Oral Roberts	12-14-22
Assists	6	vs. #25 K-State	11-26-22
Blocks	3	vs. Tennessee	2-16-23*
Steals	2	at #16 Creighton	12-17-22*
Minutes	43	vs. Ole Miss	1-29-23

SEC HIGHS

Points	24	at Missouri	1-8-23
FG Made	8	at Missouri	1-8-23*
FG Att.	17	at Kentucky	1-1-23
3FG Made	3	vs. Alabama	1-26-23
3FG Att.	7	at Missouri	1-8-23
FT Made	7	vs. Vanderbilt	1-16-23
FT Att.	8	vs. Vanderbilt	1-16-23
Off. Reb.	2	vs. Alabama	1-26-23*
Def. Reb.	10	at Auburn	2-5-23
Rebounds	10	at Auburn	2-5-23
Assists	3	at Georgia	2-19-23*
Blocks	3	vs. Tennessee	2-16-23
Steals	1	at Georgia	2-19-23*
Minutes	43	vs. Ole Miss	1-29-23

NOTABLES

Stat	22-23	Career
Double Figure Pts	12	12
Double Figure Rebs	6	6
Double-Doubles	4	4
5+ Assists	4	4
5+ Blocks	-	-
5+ Steals	-	-
Led Team in Pts	3	3
Led Team in Reb	12	12
20+ Points	1	1
30+ Points	-	-

* Most Recent

GAME NOTES

- Logged six points, seven defensive rebounds and three assists at Georgia
- Held Missouri's leading scorer to eight and five points the two times Arkansas has played the Tigers
- Her four double-doubles is tied for the most in a season with Taylah Thomas (2019-20)
- Sits at No. 2 in single-season defensive rebounds in school history (166)
- Tied for most league SEC Freshman of the Week honors with five
- Tallied career-high 24 points and six rebounds at Missouri
- Ranks fifth in defensive rebounds/game (5.7), 12th in rebounding (6.6) and 13th in blocks (1.1) in SEC
- A versatile player who can be put in positions one through five during a game
- Believed to be one of two three-year freshmen in the country (Ellie Foster from UNI the other one)
- Enrolled early at UConn in Jan. 2021
- Won gold at the 2019 FIBA Americas U16 Championship

WHO IS SAYLOR POFFENBARGER?

- Majoring in recreation and sport management
- Plays for her little brother that passed away
- Comes from an athletic family: mother, Amy, played basketball at Missouri and was a huge influence on Saylor's basketball journey, and three of her brothers play quarterback: Reese (21) – starting quarterback for Albany, Brittinn (15) – freshman in HS football and Higgins (10) – fourth grade football player
- Played against teammate Makayla Daniels a few times and was on the same AAU team as her at one point
- Favorite movie: Legally Blonde

#0 POFFENBARGER, Saylor

Opponent	Date	GS	MIN	Total		3-Pointers		Free throws		Rebounds		PF	A	TO	BLK	STL	PTS	AVG			
				FG-FGA	PCT	3FG-3FGA	PCT	FT-FTA	PCT	OFF	DEF								TOT	AVG	
at Ark.-Pine Bluff	11/07/2022	*	27:35	3-14	.214	2-9	.222	3-6	.500	2	6	8	8.0	1	2	2	1	0	11	11.0	
Central Ark.	11/11/2022	*	30:24	0-5	.000	0-3	.000	2-4	.500	0	7	7	7.5	1	1	2	0	2	6.5		
Tulsa	11/14/2022	*	28:35	1-4	.250	0-2	.000	0-0	.000	2	8	10	8.3	4	3	0	0	1	2	5.0	
Kent St.	11/17/2022	*	29:51	0-7	.000	0-3	.000	2-2	1.000	1	5	6	7.8	0	1	1	3	1	2	4.3	
at Little Rock	11/20/2022	*	27:53	3-4	.750	0-1	.000	3-4	.750	0	9	9	8.0	3	1	3	0	0	9	5.2	
vs Northern Ariz.	11/24/2022	*	31:41	4-10	.400	2-6	.333	3-4	.750	2	3	5	7.5	3	2	4	1	1	13	6.5	
vs Clemson	11/25/2022	*	37:48	5-8	.625	2-4	.500	3-4	.750	0	9	9	7.7	2	1	4	0	1	15	7.7	
vs Kansas St.	11/26/2022	*	35:26	3-8	.375	2-4	.500	1-2	.500	1	5	6	7.5	2	6	2	2	1	9	7.9	
Troy	12/01/2022	*	24:18	3-8	.375	1-4	.250	2-2	1.000	0	3	3	7.0	1	5	3	1	0	9	8.0	
Oral Roberts	12/04/2022	*	26:09	5-11	.455	1-3	.333	3-4	.750	0	13	13	7.6	4	5	0	1	0	14	8.6	
Lamar University	12/08/2022	*	37:37	7-13	.538	2-5	.400	1-3	.333	2	10	12	8.0	3	3	5	3	2	17	9.4	
Arkansas St.	12/11/2022	*	36:55	0-11	.000	0-8	.000	1-2	.500	0	9	9	8.1	1	5	1	1	1	1	8.7	
at Creighton	12/17/2022	*	37:44	6-16	.375	2-7	.286	2-3	.667	4	7	11	8.3	3	3	6	0	2	16	9.2	
vs Oregon	12/20/2022	*	34:09	2-9	.222	1-6	.167	0-0	.000	1	10	11	8.5	3	3	2	1	1	5	8.9	
vs South Fla.	12/21/2022	*	39:28	1-5	.200	1-4	.250	0-0	.000	0	7	7	8.4	1	3	0	1	1	3	8.5	
LSU	12/29/2022	*	20:03	0-5	.000	0-1	.000	1-2	.500	0	3	3	8.1	4	1	1	0	0	1	8.1	
at Kentucky	01/01/2023	*	33:57	8-17	.471	0-3	.000	1-1	1.000	2	5	7	8.0	2	3	6	2	0	17	8.6	
Florida	01/05/2023	*	17:42	6-8	.750	1-2	.500	3-3	1.000	1	7	8	8.0	3	2	2	1	0	16	9.0	
at Missouri	01/08/2023	*	35:36	8-16	.500	2-7	.286	6-7	.857	1	5	6	7.9	1	1	2	1	0	24	9.8	
Vanderbilt	01/16/2023	*	36:15	3-11	.273	0-4	.000	7-8	.875	1	4	5	7.8	3	1	2	0	1	13	10.0	
at LSU	01/19/2023	*	32:44	2-4	.500	1-2	.500	0-0	.000	0	2	2	7.5	4	1	2	0	0	5	9.7	
at South Carolina	01/22/2023	*	27:14	0-3	.000	0-1	.000	0-0	.000	0	1	1	7.2	1	2	2	1	0	0	9.3	
Alabama	01/26/2023	*	38:21	3-9	.333	3-5	.600	3-4	.750	2	3	5	7.1	2	3	5	2	0	12	9.4	
Ole Miss	01/29/2023	*	43:22	1-7	.143	0-2	.000	0-0	.000	1	2	3	6.9	1	2	2	2	0	2	9.1	
at Auburn	02/05/2023	*	37:57	3-10	.300	1-5	.200	3-6	.500	0	10	10	7.0	5	1	3	0	1	10	9.1	
at Vanderbilt	02/09/2023	*	30:42	3-6	.500	0-3	.000	1-2	.500	0	1	1	6.8	5	1	1	1	0	7	9.0	
Missouri	02/12/2023	*	35:46	2-9	.222	1-3	.333	1-2	.500	0	2	2	6.6	2	0	1	1	0	6	8.9	
Tennessee	02/16/2023	*	31:25	3-9	.333	0-3	.000	0-0	.000	1	3	4	6.5	0	1	0	3	0	6	8.8	
at Georgia	02/19/2023	*	35:29	3-11	.273	0-6	.000	0-0	.000	0	7	7	6.6	3	3	2	0	1	6	8.7	
Totals			29	942:06	88-258	.341	25-116	.216	52-75	.693	24	166	190	6.6	68	66	66	33	15	253	8.7

Player Averages

Games Played	Minutes/game	Points/game	FG Pct	3FG Pct	FT Pct	Rebounds/game	Assists/game	Turnovers/game	Assist/Turnover ratio	Steals/game	Blocks/game
29	32.5	8.7	34.1	21.6	69.3	6.6	2.3	2.3		1.0	1.1

CAREER STATISTICS

				Field Goals		3-Point		F-Throws		Rebounds										Scoring	
SEASON	TEAM	GP-GS	MIN/AVG	FG-FGA	FG%	3FG-3FGA	3FG%	FT-FTA	FT%	OFF	DEF	TOT	AVG	PF-FO	A	TO	BLK	STL	PTS	AVG	
2020-21	UConn	12-0	33/2.7	2-15	.133	1-11	.091	1-1	1.000	1	3	4	0.3	2-0	0	0	1	0	6	0.5	
2022-23	Ark	29-29	942/32.5	88-258	.341	25-116	.216	52-75	.693	24	166	190	6.6	68-2	66	66	33	15	253	8.7	
TOTAL FOR Ark		29-29	942/32.5	88-258	.341	25-116	.216	52-75	.693	24	166	190	6.6	68-2	66	66	33	15	253	8.7	
TOTAL		41-29	975/23.8	90-273	.330	26-127	.205	53-76	.697	25	169	194	4.7	70-2	66	66	34	15	259	6.3	



2 Samara Spencer | So. | 5-7 | G | Fort Lauderdale, Fla. (St. Thomas Aquinas HS)

SPENCER BENCHMARK STATS

Points	32	vs. Oral Roberts	12-4-22
FG Made	10	at #16 Creighton	12-17-22*
FG Att.	21	vs. NAU	11-24-22
3FG Made	6	vs. Oral Roberts	12-4-22
3FG Att.	11	vs. Tulsa	11-14-22
FT Made	7	vs. USF	12-21-22*
FT Att.	16	vs. Lamar	12-8-22
Off. Reb.	1	vs. Vanderbilt	1-16-23*
Def. Reb.	9	at Missouri	1-8-23
Rebounds	9	at Missouri	1-8-23
Assists	10	vs. #16 Oregon	12-20-22
Blocks	2	vs. USF	12-21-22
Steals	4	vs. NAU	11-24-22
Minutes	43	vs. Ole Miss	1-29-23

2022-23 SEASON HIGHS

Points	32	vs. Oral Roberts	12-4-22
FG Made	10	at #16 Creighton	12-17-22*
FG Att.	21	vs. NAU	11-24-22*
3FG Made	6	vs. Oral Roberts	12-4-22
3FG Att.	11	vs. Tulsa	11-14-22
FT Made	7	vs. USF	12-21-22*
FT Att.	16	vs. Lamar	12-8-22
Off. Reb.	2	vs. #1 SC	3-4-22*
Def. Reb.	9	at Missouri	1-8-23
Rebounds	9	at Missouri	1-8-23
Assists	10	vs. #16 Oregon	12-20-22
Blocks	2	vs. USF	12-21-22
Steals	4	vs. NAU	11-24-22*
Minutes	43	vs. Ole Miss	1-29-23*

CAREER HIGHS

Points	23	vs. Vanderbilt	1-16-23
FG Made	9	vs. Vanderbilt	1-16-23*
FG Att.	21	at Missouri	2-13-22*
3FG Made	5	vs. Miss. State	1-23-22
3FG Att.	8	at Georgia	2-19-23*
FT Made	6	at Miss. State	2-27-22*
FT Att.	8	at Miss. State	2-27-22*
Off. Reb.	2	vs. #1 SC	3-4-22*
Def. Reb.	9	at Missouri	1-8-23
Rebounds	9	at Missouri	1-8-23
Assists	9	vs. Tennessee	2-16-23
Blocks	1	vs. Ole Miss	1-29-23*
Steals	3	vs. Ole Miss	1-29-23
Minutes	43	vs. Ole Miss	1-29-23*

SEC HIGHS

Stat	21-22	22-23	Career
Double Figure Pts	20	19	39
Double Figure Rebs	-	-	-
Double-Doubles	-	1	1
5+ Assists	5	11	16
5+ Blocks	-	-	-
5+ Steals	-	-	-
Led Team in Pts	5	11	16
Led Team in Reb	1	2	3
20+ Points	3	6	9
30+ Points	-	1	1

NOTABLES

* Most Recent

GAME NOTES

- Struggled from the field vs. Georgia, but ended the day with two assists
- Recorded a near triple-double with 20 points, 10 assists and seven rebounds vs. No. 16/15 Oregon
- Went off on her 20th birthday vs. Oral Roberts with a career-high 32 points off 17 shots
- Fourth in assists (4.5) and minutes (33.9), sixth in free throw attempts (132), ninth in assist/turn-over ratio (1.5) and 17th in scoring (13.4) in the SEC
- In the NCAA, 41st in total assists (127), which is 11th most in single season as a Razorback
- Named 2022 SEC Freshman of the Year, first Arkansas player since 2009 (C'eria Ricketts)
- Won SEC Freshman of the Week four times last season
- Has registered nine career 20-point games, including six this season (one of those 30+)
- Finished third on the team in scoring and led the way in assists (96) as a freshman
- Led St. Thomas Aquinas to a state title during her senior season

WHO IS SAMARA SPENCER?

- Majoring in recreation and sport management
- First Floridan to make up an Arkansas WBB roster since 2010
- Favorite foods: Steak or lasagna
- Favorite place to eat in Fayetteville: Tacos 4 Life
- Proudest accomplishment in basketball: winning SEC Freshman of the year last year

#2 SPENCER, Samara

2022-2023																				
Opponent	Date	GS	MIN	Total		3-Pointers		Free throws		Rebounds				PF	A	TO	BLK	STL	PTS	AVG
				FG-FGA	PCT	3FG-3FGA	PCT	FT-FTA	PCT	OFF	DEF	TOT	AVG							
at Ark.-Pine Bluff	11/07/2022	*	31:00	6-16	.375	1-7	.143	2-8	.250	0	4	4	4.0	4	4	1	0	15	15.0	
Central Ark.	11/11/2022	*	18:51	1-5	.200	0-2	.000	3-7	.429	0	2	2	3.0	3	3	2	0	5	10.0	
Tulsa	11/14/2022	*	39:04	3-16	.188	3-11	.273	4-6	.667	0	3	3	3.0	2	4	2	0	13	13.0	
Kent St.	11/17/2022	*	28:15	8-13	.615	3-6	.500	3-4	.750	0	7	7	4.0	1	7	2	0	12	12.8	
at Little Rock	11/20/2022	*	30:08	4-9	.444	0-4	.000	3-4	.750	0	7	7	4.6	1	6	6	0	11	11.3	
vs Northern Ariz.	11/24/2022	*	39:29	10-21	.476	3-7	.429	4-6	.667	0	4	4	4.5	1	2	2	0	4	27.5	
vs Clemson	11/25/2022	*	27:30	1-5	.200	0-2	.000	1-6	.167	0	5	5	4.6	3	6	8	0	0	3	
vs Kansas St.	11/26/2022	*	30:17	3-11	.273	0-6	.000	0-0	.000	1	7	8	5.0	3	4	3	0	3	6	
Troy	12/01/2022	*	27:47	8-15	.533	3-8	.375	0-3	.000	0	3	3	4.8	1	6	3	0	1	19	
Oral Roberts	12/04/2022	*	30:40	10-17	.588	6-8	.750	6-12	.500	1	1	2	4.5	1	3	2	1	3	32	
Lamar University	12/08/2022	*	33:45	5-10	.500	1-3	.333	6-16	.375	0	0	0	4.1	4	4	5	0	0	17	
Arkansas St.	12/11/2022	*	40:00	5-12	.417	2-5	.400	7-10	.700	0	4	4	4.1	0	4	4	1	2	19	
at Creighton	12/17/2022	*	36:38	10-17	.588	5-7	.714	1-4	.250	0	4	4	4.1	3	4	1	0	0	26	
vs Oregon	12/20/2022	*	38:40	6-18	.333	2-6	.333	6-8	.750	0	7	7	4.3	5	10	2	0	1	20	
vs South Fla.	12/21/2022	*	42:03	1-9	.111	0-5	.000	7-9	.778	0	6	6	4.4	1	3	4	2	1	9	
LSU	12/29/2022	*	34:09	7-15	.467	3-7	.429	0-4	.000	0	1	1	4.2	2	1	4	0	1	17	
at Kentucky	01/01/2023	*	33:22	1-8	.125	1-4	.250	3-4	.750	0	2	2	4.1	2	5	1	0	2	6	
Florida	01/05/2023	*	34:19	6-11	.545	3-5	.600	1-1	1.000	0	4	4	4.1	2	6	4	0	0	16	
at Missouri	01/08/2023	*	34:29	1-5	.200	0-4	.000	0-0	.000	0	9	9	4.3	1	6	0	0	2	2	
Vanderbilt	01/16/2023	*	37:55	9-15	.600	2-6	.333	3-4	.750	1	4	5	4.4	2	3	3	1	0	23	
at LSU	01/19/2023	*	35:27	5-15	.333	1-6	.167	2-2	1.000	0	2	2	4.2	3	6	0	0	1	13	
at South Carolina	01/22/2023	*	29:26	7-15	.467	1-3	.333	0-0	.000	0	1	1	4.1	0	1	0	1	0	15	
Alabama	01/26/2023	*	34:53	4-10	.400	2-3	.667	2-2	1.000	0	2	2	4.0	2	2	7	0	2	12	
Ole Miss	01/29/2023	*	42:57	6-13	.462	2-5	.400	2-2	1.000	0	5	5	4.0	1	6	3	1	3	16	
at Auburn	02/05/2023	*	35:48	1-8	.125	0-4	.000	5-6	.833	0	6	6	4.1	3	4	7	0	1	7	
at Vanderbilt	02/09/2023	*	37:31	1-8	.125	0-2	.000	0-0	.000	0	4	4	4.1	2	4	3	0	1	2	
Missouri	02/12/2023	*	28:10	2-6	.333	0-3	.000	2-2	1.000	0	2	2	4.0	0	2	1	0	2	6	
Tennessee	02/16/2023	*	33:49	4-13	.308	1-6	.167	1-2	.500	0	1	1	3.9	2	9	2	0	1	10	
at Georgia	02/19/2023	*	36:05	0-8	.000	0-8	.000	0-0	.000	0	0	0	3.8	2	2	5	0	1	0	
Totals			29	982:28	135-344	.392	45-153	.294	74-132	.561	3	107	110	3.8	57	127	87	7	33	

Player Averages

Games Played	Minutes/ game	Points/ game	FG Pct	3FG Pct	FT Pct	Rebounds/ game	Assists/ game	Turnovers/ game	Assist/Turnover ratio	Steals/ game	Blocks/ game
29	33.9	13.4	39.2	29.4	56.1	3.8	4.4	3.0	1.5	1.1	0.2

CAREER STATISTICS

SEASON	TEAM	GP-GS	MIN/AVG	Field Goals FG-FGA FG%	3-Point 3FG-3FGA 3FG%	F-Throws FT-FTA FT%	Rebounds OFF DEF TOT AVG	PF-FO	A	TO	BLK	STL	Scoring PTS AVG
2021-22	Ark	31-27	930/30.0	138-325 .425	44-128 .344	59-98 .602	18 96 114 3.7	49-0	96	82	8	36	379 12.2
2022-23	Ark	29-29	982/33.9	135-344 .392	45-153 .294	74-132 .561	3 107 110 3.8	57-1	127	87	7	33	389 13.4
TOTAL		60-56	1913/31.9	273-669 .408	89-281 .317	133-230 .578	21 203 224 3.7	106-1	223	169	15	69	768 12.8



4 Erynn Barnum | R-Sr. | 6-2 | F | Little Rock, Ark. (Little Rock Central HS)

2022-23 SEASON HIGHS	BARNUM BENCHMARK STATS			
	Points	37	vs. Ole Miss	1-29-23
	FG Made	13	vs. Ole Miss	1-29-23
	FG Att.	21	vs. Ole Miss	1-29-23
	3FG Made	3	vs. Ole Miss	1-29-23*
	3FG Att.	5	vs. Ole Miss	1-29-23
	FT Made	9	vs. UCA	11-11-22
	FT Att.	13	vs. Ole Miss	1-29-23*
	Off. Reb.	6	at Vanderbilt	2-9-23*
	Def. Reb.	9	at Little Rock	11-20-22
	Rebounds	11	at Missouri	1-8-23*
	Assists	7	at Kentucky	1-1-23
	Blocks	3	vs. Missouri	2-12-23*
	Steals	5	vs. Clemson	11-25-22
	Minutes	43	vs. Ole Miss	1-29-23

CAREER HIGHS	Points	37	vs. Ole Miss	1-29-23
	FG Made	13	vs. Ole Miss	1-29-23
	FG Att.	21	vs. Ole Miss	1-29-23
	3FG Made	3	vs. Ole Miss	1-29-23*
	3FG Att.	5	vs. Ole Miss	1-29-23
	FT Made	9	vs. UCA	11-11-22
	FT Att.	13	vs. Ole Miss	1-29-23*
	Off. Reb.	6	at UAPB	11-7-22*
	Def. Reb.	9	at Little Rock	11-20-22
	Rebounds	12	vs. Utah	3-18-22*
	Assists	7	at Kentucky	1-1-23
	Blocks	4	vs. Little Rock	12-21-19*
	Steals	5	vs. Clemson	11-25-22
	Minutes	43	vs. Ole Miss	1-29-23

SEC HIGHS	Points	37	vs. Ole Miss	1-29-23
	FG Made	13	vs. Ole Miss	1-29-23
	FG Att.	21	vs. Ole Miss	1-29-23
	3FG Made	3	vs. Ole Miss	1-29-23
	3FG Att.	5	vs. Ole Miss	1-29-23
	FT Made	6	vs. Vanderbilt	1-16-23
	FT Att.	11	vs. Vanderbilt	1-16-23
	Off. Reb.	6	at Vanderbilt	2-9-23*
	Def. Reb.	7	at Missouri	1-8-23
	Rebounds	11	at Missouri	1-8-23
	Assists	7	at Kentucky	1-1-23
	Blocks	3	vs. Missouri	2-12-23*
	Steals	3	vs. Ole Miss	1-29-23*
	Minutes	43	vs. Ole Miss	1-29-23

NOTABLES	Stat	19-20	20-21	21-22	22-23	Career
	Double Figure Pts	4	9	5	25	43
	Double Figure Rebs	1	1	1	2	6
	Double-Doubles	1	1	-	2	4
	5+ Assists	-	-	-	3	3
	5+ Blocks	-	-	-	-	-
	5+ Steals	-	-	-	1	1
	Led Team in Pts	1	-	3	11	15
	Led Team in Reb	4	7	7	16	34
	20+ Points	-	-	-	9	9
	30+ Points	-	-	-	1	1

* Most Recent

GAME NOTES

- One of 10 candidates for the Katrina McClain Award, given to the best power forward in the country
- Coming off 16 points at Georgia, which helped her earn 1,000 career points
- Recorded career-high 37 points vs. Ole Miss to be the seventh most points scored by a Razorback in school history, while also surpassing 500 career rebounds
- Leads the team with nine 20-point games, never having one prior to this season
- Was a perfect 8-of-8 vs. Arkansas State and 5-for-5 vs. Little Rock, only player in SEC to have to perfect performances from the field this season
- Leads SEC in FG percentage (.581), fifth in scoring (16.7) and 11th in rebounds (6.8) in the league
- In NCAA, sits 19th in field goal percentage & free throw attempts (167) & 40th in total points (484)
- Ended 2021-22 season by matching a career-high 12 rebounds vs. Utah at the NCAA Tournament
- Averaged 7.6 points, 4.8 rebounds and 17.5 minutes per game last season

WHO IS ERYNN BARNUM?

- Majoring in recreation and sport management
- Played volleyball and was player of the year in high school
- Does her hair before every game
- One of eight siblings
- Born in Pasadena, Calif. and moved to Little Rock when she was 6
- Favorite food: shrimp alfredo

#4 BARNUM, Erynn

Opponent	Date	GS	MIN	Total		3-Pointers		Free throws		Rebounds				PF	A	TO	BLK	STL	PTS	AVG	
				FG-FGA	PCT	3FG-3FGA	PCT	FT-FTA	PCT	OFF	DEF	TOT	AVG								
at Ark.-Pine Bluff	11/07/2022	*	25:04	6-14	.429	0-0	.000	3-13	.231	6	5	11	11.0	2	1	2	0	4	15	15.0	
Central Ark.	11/11/2022	*	22:29	5-8	.625	0-1	.000	9-9	1.000	4	5	9	10.0	2	2	1	3	0	19	17.0	
Tulsa	11/14/2022	*	30:32	10-12	.833	0-0	.000	7-12	.583	3	5	8	9.3	3	0	1	1	2	27	20.3	
Kent St.	11/17/2022	*	21:02	9-13	.692	1-2	.500	1-1	1.000	2	4	6	8.5	0	1	1	1	0	20	20.0	
at Little Rock	11/20/2022	*	20:40	5-5	1.000	0-0	.000	5-6	.833	0	9	9	8.6	3	1	5	1	0	15	19.2	
vs Northern Ariz.	11/24/2022	*	23:03	3-9	.333	0-1	.000	1-2	.500	3	4	7	8.3	3	2	2	0	2	7	17.2	
vs Clemson	11/25/2022	*	25:33	4-5	.800	0-0	.000	6-9	.667	2	7	9	8.4	1	1	1	1	5	14	16.7	
vs Kansas St.	11/26/2022	*	28:44	7-9	.778	0-0	.000	3-5	.600	2	2	4	7.9	1	1	3	2	3	17	16.8	
Troy	12/01/2022	*	19:10	8-9	.889	0-1	.000	2-2	1.000	3	5	8	7.9	1	2	1	0	2	18	16.9	
Oral Roberts	12/04/2022	*	19:43	3-5	.600	0-0	.000	0-0	.000	2	3	5	7.6	3	4	1	1	0	6	15.8	
Lamar University	12/08/2022	*	33:51	2-4	.500	0-1	.000	1-4	.250	3	5	8	7.6	2	3	5	2	1	5	14.8	
Arkansas St.	12/11/2022	*	18:25	8-8	1.000	0-0	.000	0-0	.000	0	1	1	7.1	3	0	2	1	0	16	14.9	
at Creighton	12/17/2022	*	29:35	5-9	.556	0-0	.000	5-7	.714	1	1	2	6.7	2	4	0	2	2	15	14.9	
vs Oregon	12/20/2022	*	27:14	8-17	.471	3-4	.750	3-4	.750	5	4	9	6.9	4	0	0	1	0	22	15.4	
vs South Fla.	12/21/2022	*	39:26	9-17	.529	0-1	.000	3-6	.500	1	2	3	6.6	2	2	2	0	1	21	15.8	
LSU	12/29/2022	*	23:38	3-9	.333	0-2	.000	1-2	.500	0	4	4	6.4	3	1	1	0	0	7	15.3	
at Kentucky	01/01/2023	*	29:17	7-11	.636	0-0	.000	3-4	.750	4	4	8	6.5	2	7	3	3	0	17	15.4	
Florida	01/05/2023	*	24:35	5-8	.625	1-1	1.000	4-8	.500	2	6	8	6.6	4	6	1	1	1	15	15.3	
at Missouri	01/08/2023	*	36:41	9-13	.692	0-1	.000	3-7	.429	4	7	11	6.8	1	2	2	1	1	21	15.6	
Vanderbilt	01/16/2023	*	34:29	6-12	.500	0-0	.000	6-11	.545	4	5	9	7.0	2	5	1	2	3	18	15.8	
at LSU	01/19/2023	*	28:39	7-14	.500	1-4	.250	5-5	1.000	1	6	7	7.0	4	1	3	2	1	20	16.0	
at South Carolina	01/22/2023	*	20:00	3-11	.273	0-3	.000	5-6	.833	0	2	2	6.7	2	2	2	0	2	11	15.7	
Alabama	01/26/2023	*	33:58	8-14	.571	0-1	.000	4-6	.667	4	5	9	6.8	4	0	2	0	2	20	15.9	
Ole Miss	01/29/2023	*	42:42	13-21	.619	3-5	.600	8-13	.615	1	5	6	6.8	2	3	4	1	3	37	16.8	
at Auburn	02/05/2023	*	28:42	5-12	.417	0-0	.000	4-9	.444	6	3	9	6.9	3	0	4	0	1	14	16.7	
at Vanderbilt	02/09/2023	*	25:33	4-8	.500	0-0	.000	4-4	1.000	6	1	7	6.9	4	0	5	1	1	12	16.5	
Missouri	02/12/2023	*	29:36	4-7	.571	1-3	.333	5-6	.833	4	5	9	7.0	3	2	12	3	0	14	16.4	
Tennessee	02/16/2023	*	23:07	10-17	.588	1-3	.333	4-6	.667	0	1	1	6.8	3	0	0	1	0	25	16.7	
at Georgia	02/19/2023	*	27:03	6-12	.500	0-0	.000	4-5	.800	4	3	7	6.8	1	0	2	1	0	16	16.7	
Totals			29	792:31	182-313	.581	11-34	.324	109-172	.634	77	119	196	6.8	70	53	69	32	37	484	16.7

Player Averages

Games Played	Minutes/game	Points/game	FG Pct	3FG Pct	FT Pct	Rebounds/game	Assists/game	Turnovers/game	Assist/Turnover ratio	Steals/game	Blocks/game
29	27.3	16.7	58.1	32.4	63.4	6.8	1.8	2.4	0.8	1.3	1.1

CAREER STATISTICS

		Field Goals				3-Point		F-Throws		Rebounds										Scoring	
SEASON	TEAM	GP-GS	MIN/AVG	FG-FGA	FG%	3FG-3FGA	3FG%	FT-FTA	FT%	OFF	DEF	TOT	AVG	PF-FO	A	TO	BLK	STL	PTS	AVG	
2019-20	Ark	27-0	306/11.3	50-98	.510	3-7	.429	31-52	.596	31	76	107	4.0	26-0	5	11	28	15	134	5.0	
2020-21	Ark	28-0	455/16.3	85-145	.586	1-7	.143	44-87	.506	34	94	128	4.6	56-0	11	30	23	21	215	7.7	
2021-22	Ark	22-10	385/17.5	55-134	.410	3-16	.188	55-80	.688	35	70	105	4.8	32-0	18	26	12	20	168	7.6	
2022-23	Ark	29-29	793/27.3	182-313	.581	11-34	.324	109-172	.634	77	119	196	6.8	70-0	53	69	32	37	484	16.7	
TOTAL		106-39	1939/18.3	372-690	.539	18-64	.281	239-391	.611	177	359	536	5.1	184-0	87	136	95	93	1001	9.4	



11 Rylee Langerman | Jr. | 5-9 | G | Norman, Okla. (Christian Heritage HS)

LANGERMAN BENCHMARK STATS

2022-23 SEASON HIGHS

Points	10	vs. Tulsa	11-14-22
FG Made	3	vs. UCA	11-11-22
FG Att.	7	vs. Tulsa	11-14-22
3FG Made	2	at Kentucky	1-1-23*
3FG Att.	5	vs. Tulsa	11-14-22
FT Made	4	vs. Tulsa	11-14-22
FT Att.	6	vs. Tulsa	11-14-22
Off. Reb.	4	vs. #16 Oregon	12-21-22*
Def. Reb.	5	at Kentucky	1-1-23*
Rebounds	7	at Kentucky	1-1-23*
Assists	3	vs. Troy	12-1-22
Blocks	1	vs. Vanderbilt	1-16-23
Steals	4	vs. USF	12-21-22*
Minutes	25	vs. #16 Oregon	12-20-22*

CAREER HIGHS

Points	17	vs. Missouri	1-9-22
FG Made	6	vs. Missouri	1-9-22
FG Att.	10	vs. Missouri	1-9-22
3FG Made	5	vs. Missouri	1-9-22
3FG Att.	6	vs. Missouri	1-9-22
FT Made	4	vs. Tulsa	11-14-22*
FT Att.	6	vs. Tulsa	11-14-22
Off. Reb.	5	vs. Auburn	2-10-22
Def. Reb.	7	at Texas A&M	2-3-22*
Rebounds	11	at Texas A&M	2-3-22
Assists	4	vs. UCA	12-13-20
Blocks	2	vs. Missouri	3-3-22
Steals	4	vs. USF	12-20-22*
Minutes	34	at Florida	2-17-22

SEC HIGHS

Points	17	vs. Missouri	1-9-22
FG Made	6	vs. Missouri	1-9-22
FG Att.	10	vs. Missouri	1-9-22
3FG Made	5	vs. Missouri	1-9-22
3FG Att.	6	vs. Missouri	1-9-22
FT Made	3	vs. Florida	1-5-23
FT Att.	5	vs. Florida	1-5-23
Off. Reb.	5	vs. Auburn	2-10-22
Def. Reb.	7	at Texas A&M	2-3-22
Rebounds	11	at Texas A&M	2-3-22
Assists	3	vs. #12/11 LSU	1-27-2
Blocks	2	vs. Missouri	3-3-22
Steals	4	at Missouri	2-13-22
Minutes	34	at Florida	2-17-22

NOTABLES

Stat	20-21	21-22	22-23	Career
Double Figure Pts	-	1	1	2
Double Figure Rebs	-	1	-	1
Double-Doubles	-	-	-	-
5+ Assists	-	-	-	-
5+ Blocks	-	-	-	-
5+ Steals	-	-	-	-
Led Team in Pts	-	-	-	-
Led Team in Reb	-	2	-	2
20+ Points	-	-	-	-
30+ Points	-	-	-	-

* Most Recent

GAME NOTES

- Glue girl on the team, known for being the player that holds everything together
- Hustle-type or game changing plays are called "Rylees"
- Recorded 12.5 minutes at Georgia
- Has matched a career-high four steals in three games this season
- Logged 10 points, five rebounds and four steals against Tulsa
- Leads the bench with minutes logged per game, averaging 17.8 per game
- Lit up Mizzou, going for a career-best 17 points off 5-for-6 shooting from 3-point off the bench last season
- Averaged 3.2 points and 3.7 rebounds across 19.2 minutes played per game last season

WHO IS RYLEE LANGERMAN?

- Majoring in biology
- Easily a fan favorite for the work she has done in the community, serving as an inspiration especially for those who also have Alopecia
- Has a twin brother named Ryan who played basketball and golf
- Chose Arkansas because of the atmosphere and culture
- Can play the guitar
- Favorite place to eat in Fayetteville: Sassy's BBQ

#11 LANGERMAN, Rylee

Opponent	Date	GS	MIN	Total		3-Pointers		Free throws		Rebounds				PF	A	TO	BLK	STL	PTS	AVG	
				FG-FGA	PCT	3FG-3FGA	PCT	FT-FTA	PCT	OFF	DEF	TOT	AVG								
at Ark.-Pine Bluff	11/07/2022		22:50	1-1	1.000	0-0	.000	2-4	.500	4	2	6	6.0	3	0	2	0	4	4.0		
Central Ark.	11/11/2022		24:26	3-5	.600	2-4	.500	1-3	.333	0	4	4	5.0	2	0	1	0	9	6.5		
Tulsa	11/14/2022		22:35	2-7	.286	2-5	.400	4-6	.667	2	3	5	5.0	3	1	0	0	4	10.7		
Kent St.	11/17/2022		19:11	2-5	.400	1-3	.333	0-0	.000	1	1	2	4.3	1	2	1	0	0	5.7		
at Little Rock	11/20/2022		13:45	1-1	1.000	0-0	.000	1-2	.500	0	0	0	3.4	1	0	0	0	3	6.2		
vs Northern Ariz.	11/24/2022		20:56	1-3	.333	0-1	.000	1-2	.500	0	2	2	3.2	1	1	1	0	0	3.7		
vs Clemson	11/25/2022		18:49	1-1	1.000	0-0	.000	1-2	.500	0	0	0	2.7	4	0	0	0	0	3.5		
vs Kansas St.	11/26/2022		11:39	0-0	.000	0-0	.000	0-0	.000	0	4	4	2.9	2	0	0	0	0	4.6		
Troy	12/01/2022		15:55	0-2	.000	0-2	.000	1-2	.500	1	4	5	3.1	2	3	2	0	0	1	4.2	
Oral Roberts	12/04/2022		16:32	1-4	.250	0-2	.000	1-2	.500	3	2	5	3.3	2	1	0	0	2	3	4.1	
Lamar University	12/08/2022		18:13	0-2	.000	0-2	.000	0-0	.000	1	5	6	3.5	0	0	1	1	1	0	3.7	
Arkansas St.	12/11/2022		18:56	2-5	.400	0-2	.000	1-2	.500	3	2	5	3.7	2	1	1	0	0	5	3.8	
at Creighton	12/17/2022		25:27	2-3	.667	2-3	.667	0-0	.000	1	4	5	3.8	1	0	0	0	0	6	4.0	
vs Oregon	12/20/2022		24:57	2-4	.500	2-2	1.000	1-2	.500	4	3	7	4.0	2	0	3	0	0	7	4.2	
vs South Fla.	12/21/2022		17:59	0-2	.000	0-2	.000	0-0	.000	2	1	3	3.9	3	1	0	0	4	0	3.9	
LSU	12/29/2022		17:16	0-1	.000	0-0	.000	0-0	.000	1	1	2	3.8	2	0	1	0	2	0	3.7	
at Kentucky	01/01/2023		22:54	2-4	.500	2-3	.667	0-0	.000	2	5	7	4.0	0	1	1	0	1	6	3.8	
Florida	01/05/2023		18:46	2-4	.500	1-2	.500	3-5	.600	1	2	3	3.9	3	2	1	0	2	8	4.1	
at Missouri	01/08/2023		17:08	1-3	.333	1-2	.500	0-0	.000	2	2	4	3.9	2	0	0	0	2	3	4.0	
Vanderbilt	01/16/2023		15:35	0-3	.000	0-2	.000	1-2	.500	1	2	3	3.9	2	0	0	0	1	1	3.9	
at LSU	01/19/2023		14:59	0-2	.000	0-1	.000	0-0	.000	0	2	2	3.8	1	0	0	0	1	0	3.7	
at South Carolina	01/22/2023		20:05	0-1	.000	0-1	.000	0-0	.000	1	1	2	3.7	4	0	1	0	0	0	3.5	
Alabama	01/26/2023		15:23	0-2	.000	0-1	.000	0-0	.000	0	0	0	3.6	1	0	0	0	1	0	3.3	
Ole Miss	01/29/2023		15:16	0-0	.000	0-0	.000	0-0	.000	0	3	3	3.5	4	0	0	0	2	0	3.2	
at Auburn	02/05/2023		13:57	0-1	.000	0-1	.000	1-2	.500	0	1	1	3.4	4	1	1	0	1	1	3.1	
at Vanderbilt	02/09/2023		10:40	0-0	.000	0-0	.000	0-0	.000	1	3	4	3.5	1	1	1	0	0	0	3.0	
Missouri	02/12/2023		13:28	1-2	.500	1-2	.500	0-0	.000	1	3	4	3.5	1	1	1	0	1	3	3.0	
Tennessee	02/16/2023		14:59	0-3	.000	0-3	.000	0-0	.000	0	2	2	3.4	3	0	0	0	0	0	2.9	
at Georgia	02/19/2023		12:27	0-0	.000	0-0	.000	0-0	.000	1	0	1	3.3	2	0	1	0	0	0	2.8	
Totals			0	515:02	24-71	.338	14-46	.304	19-36	.528	33	64	97	3.3	59	16	20	2	29	81	2.8

Player Averages

Games Played	Minutes/game	Points/game	FG Pct	3FG Pct	FT Pct	Rebounds/game	Assists/game	Turnovers/game	Assist/Turnover ratio	Steals/game	Blocks/game
29	17.8	2.8	33.8	30.4	52.8	3.3	0.6	0.7	0.8	1.0	0.1

CAREER STATISTICS

				Field Goals		3-Point		F-Throws		Rebounds										Scoring	
SEASON	TEAM	GP-GS	MIN/AVG	FG-FGA	FG%	3FG-3FGA	3FG%	FT-FTA	FT%	OFF	DEF	TOT	AVG	PF-FO	A	TO	BLK	STL	PTS	AVG	
2020-21	Ark	13-0	91/7.0	5-16	.313	4-10	.400	2-4	.500	2	12	14	1.1	10-0	7	9	1	1	16	1.2	
2021-22	Ark	32-7	613/19.2	36-97	.371	16-50	.320	13-23	.565	41	78	119	3.7	83-2	30	31	11	28	101	3.2	
2022-23	Ark	29-0	515/17.8	24-71	.338	14-46	.304	19-36	.528	33	64	97	3.3	59-0	16	20	2	29	81	2.8	
TOTAL		74-7	1219/16.5	65-184	.353	34-106	.321	34-63	.540	76	154	230	3.1	152-2	53	60	14	58	198	2.7	



20 Karley Johnson | Fr. | 5-9 | G | Mustang, Okla. (Mustang HS)

JOHNSON BENCHMARK STATS

2022-23 SEASON HIGHS

Points	1	at Little Rock	11-20-22
FG Made	N/A		
FG Att.	1	vs. Oral Roberts	12-4-22
3FG Made	N/A		
3FG Att.	N/A		
FT Made	1	at Little Rock	11-20-22
FT Att.	1	at Little Rock	11-20-22
Off. Reb.	1	vs. Troy	12-1-22
Def. Reb.	1	vs. Kent State	11-17-22
Rebounds	1	vs. Troy	12-1-22*
Assists	1	at Little Rock	11-20-22
Blocks	N/A		
Steals	1	at Little Rock	11-20-22*
Minutes	6	vs. Troy	12-1-22*

CAREER HIGHS

Points	1	at Little Rock	11-20-22
FG Made	N/A		
FG Att.	1	vs. Oral Roberts	12-4-22
3FG Made	N/A		
3FG Att.	N/A		
FT Made	1	at Little Rock	11-20-22
FT Att.	1	at Little Rock	11-20-22
Off. Reb.	1	vs. Troy	12-1-22
Def. Reb.	1	vs. Kent State	11-17-22
Rebounds	1	vs. Troy	12-1-22*
Assists	1	at Little Rock	11-20-22
Blocks	N/A		
Steals	1	at Little Rock	11-20-22*
Minutes	6	vs. Troy	12-1-22*

SEC HIGHS

Points	N/A		
FG Made	N/A		
FG Att.	N/A		
3FG Made	N/A		
3FG Att.	N/A		
FT Made	N/A		
FT Att.	N/A		
Off. Reb.	N/A		
Def. Reb.	N/A		
Rebounds	N/A		
Assists	N/A		
Blocks	N/A		
Steals	N/A		
Minutes	2	vs. Florida	1-5-23

NOTABLES

Stat	22-23	Career
Double Figure Pts	-	-
Double Figure Rebs	-	-
Double-Doubles	-	-
5 + Assists	-	-
5 + Blocks	-	-
5 + Steals	-	-
Led Team in Pts	-	-
Led Team in Reb	-	-
20 + Points	-	-
30+ Points	-	-

* Most Recent

GAME NOTES

- Scored first collegiate point at Little Rock where she had a free throw in six minutes played
- Has appeared in eight games as a true freshman, most recently against Missouri
- Lone member of the fall 2021 signing class
- Recognized as a 2022 McDonald's All-American nominee
- Tabbed a four-time Oklahoman's Super 5 Honorable Mention choice
- As a senior at Mustang, averaged 12.3 points, 4.3 rebounds and 3.1 assists per game
- Only needed two years to eclipse 1,000 points, doing so as a sophomore

WHO IS KARLEY JOHNSON?

- One of eight children
- Hidden talent: can juggle
- Favorite TV show: Criminal Minds
- Pregame ritual: puts everything on left to right
- Has English bulldogs named Roxie and Gus and a cat named Toast

#20 JOHNSON, Karley

Opponent	Date	GS	MIN	Total		3-Pointers		Free throws		Rebounds				PF	A	TO	BLK	STL	PTS	AVG
				FG-FGA	PCT	3FG-3FGA	PCT	FT-FTA	PCT	OFF	DEF	TOT	AVG							
Central Ark.	11/11/2022		02:37	0-0	.000	0-0	.000	0-0	.000	0	0	0	0.0	0	0	0	0	0	0	0.0
Kent St.	11/17/2022		02:33	0-0	.000	0-0	.000	0-0	.000	0	1	1	0.5	0	0	0	0	0	0	0.0
at Little Rock	11/20/2022		06:19	0-0	.000	0-0	.000	1-2	.500	0	0	0	0.3	0	1	0	0	1	1	0.3
vs Kansas St.	11/26/2022		00:47	0-0	.000	0-0	.000	0-0	.000	0	0	0	0.3	0	0	0	0	0	0	0.3
Troy	12/01/2022		05:38	0-0	.000	0-0	.000	0-0	.000	1	0	1	0.4	0	0	0	0	0	0	0.2
Oral Roberts	12/04/2022		02:43	0-1	.000	0-0	.000	0-0	.000	0	0	0	0.3	0	0	0	0	0	0	0.2
Florida	01/05/2023		01:50	0-0	.000	0-0	.000	0-0	.000	0	0	0	0.3	1	0	0	0	0	0	0.1
Missouri	02/12/2023		01:25	0-0	.000	0-0	.000	0-0	.000	0	0	0	0.3	0	0	0	0	0	0	0.1
Totals		0	23:52	0-1	.000	0-0	.000	1-2	.500	1	1	2	0.3	1	1	0	0	2	1	0.1

Player Averages

Games Played	Minutes/ game	Points/ game	FG Pct	3FG Pct	FT Pct	Rebounds/ game	Assists/ game	Turnovers/ game	Assist/Turnover ratio	Steals/ game	Blocks/ game
8	3.0	0.1	0.0	0.0	50.0	0.3	0.1	0.0	1.0	0.3	0.0

CAREER STATISTICS

				Field Goals		3-Point		F-Throws		Rebounds									Scoring	
SEASON	TEAM	GP-GS	MIN/AVG	FG-FGA	FG%	3FG-3FGA	3FG%	FT-FTA	FT%	OFF	DEF	TOT	AVG	PF-FO	A	TO	BLK	STL	PTS	AVG
2022-23	Ark	8-0	24/3.0	0-1	.000	0-0	.000	1-2	.500	1	1	2	0.3	1-0	1	0	0	2	1	0.1
TOTAL		8-0	24/3.0	0-1	.000	0-0	.000	1-2	.500	1	1	2	0.3	1-0	1	0	0	2	1	0.1



21 Loren Lindsey | Fr. | 5-11 | G | Fayetteville, Ark. (Fayetteville HS)

LINDSEY BENCHMARK STATS

Points	N/A
FG Made	N/A
FG Att.	N/A
3FG Made	N/A
3FG Att.	N/A
FT Made	N/A
FT Att.	N/A
Off. Reb.	N/A
Def. Reb.	N/A
Rebounds	N/A
Assists	N/A
Blocks	N/A
Steals	N/A
Minutes	5 at Little Rock 11-20-22

Points	N/A
FG Made	N/A
FG Att.	N/A
3FG Made	N/A
3FG Att.	N/A
FT Made	N/A
FT Att.	N/A
Off. Reb.	N/A
Def. Reb.	N/A
Rebounds	N/A
Assists	N/A
Blocks	N/A
Steals	N/A
Minutes	5 at Little Rock 11-20-22

Points	N/A
FG Made	N/A
FG Att.	N/A
3FG Made	N/A
3FG Att.	N/A
FT Made	N/A
FT Att.	N/A
Off. Reb.	N/A
Def. Reb.	N/A
Rebounds	N/A
Assists	N/A
Blocks	N/A
Steals	N/A
Minutes	2 vs. Florida 1-5-23

Stat	22-23	Career
Double Figure Pts	-	-
Double Figure Rebs	-	-
Double-Doubles	-	-
5 + Assists	-	-
5 + Blocks	-	-
5 + Steals	-	-
Led Team in Pts	-	-
Led Team in Reb	-	-
20 + Points	-	-
30+ Points	-	-

* Most Recent

GAME NOTES

- Played season-high five minutes at Little Rock
- Made first collegiate appearance versus UCA and has appeared in seven games this season
- One of two freshmen on the team
- Talented player out of Fayetteville High School, coming to Arkansas as a walk-on
- Tabbed to All-Conference 6A West All-Defensive Team
- Northwest Arkansas Democrat Gazette Player of the Week (Feb. 2, 2022)

WHO IS LOREN LINDSEY?

- Finance major
- Grew up in Northwest Arkansas so it was always a dream to play for the Razorbacks, especially with her granddad, dad, uncle and cousins all playing football here
- Favorite pair of shoes she owns is her Jordans
- Favorite food is hibachi and best restaurant in Fayetteville is Kobe
- Favorite movie: Hoosiers

#21 LINDSEY, Loren

Opponent	Date	GS	MIN	Total FG-FGA	PCT	3-Pointers 3FG-3FGA	PCT	Free throws FT-FTA	PCT	Rebounds OFF DEF TOT AVG	PF	A	TO	BLK	STL	PTS	AVG
Central Ark.	11/11/2022		01:11	0-0	.000	0-0	.000	0-0	.000	0 0 0 0.0	0	0	0	0	0	0	0.0
at Little Rock	11/20/2022		04:56	0-0	.000	0-0	.000	0-0	.000	0 0 0 0.0	0	0	0	0	0	0	0.0
vs Kansas St.	11/26/2022		00:47	0-0	.000	0-0	.000	0-0	.000	0 0 0 0.0	0	0	0	0	0	0	0.0
Troy	12/01/2022		02:13	0-0	.000	0-0	.000	0-0	.000	0 0 0 0.0	0	0	0	0	0	0	0.0
Oral Roberts	12/04/2022		02:06	0-0	.000	0-0	.000	0-0	.000	0 0 0 0.0	0	0	0	0	0	0	0.0
Florida	01/05/2023		01:38	0-0	.000	0-0	.000	0-0	.000	0 0 0 0.0	0	0	0	0	0	0	0.0
Missouri	02/12/2023		01:25	0-0	.000	0-0	.000	0-0	.000	0 0 0 0.0	0	0	0	0	0	0	0.0
Totals		0	14:16	0-0	.000	0-0	.000	0-0	.000	0 0 0 0.0	0	0	0	0	0	0	0.0

Player Averages

Games Played	Minutes/game	Points/game	FG Pct	3FG Pct	FT Pct	Rebounds/game	Assists/game	Turnovers/game	Assist/Turnover ratio	Steals/game	Blocks/game
7	2.0	0.0	0.0	0.0	0.0	0.0	0.0	0.0	0.0	0.0	0.0

CAREER STATISTICS

SEASON	TEAM	GP-GS	MIN/AVG	Field Goals FG-FGA FG%	3-Point 3FG-3FGA 3FG%	F-Throws FT-FTA FT%	Rebounds OFF DEF TOT AVG	Scoring PF-FO A TO BLK STL PTS AVG
2022-23	Ark	7-0	14/2.0	0-0 .000	0-0 .000	0-0 .000	0 0 0 0.0	0-0 0 0 0 0 0 0.0
TOTAL		7-0	14/2.0	0-0 .000	0-0 .000	0-0 .000	0 0 0 0.0	0-0 0 0 0 0 0 0.0



22 Avery Hughes | Sr. | 5-7 | G | Bentonville, Ark. (Bentonville HS)

HUGHES BENCHMARK STATS

2022-23 SEASON HIGHS

Points	4	vs. Troy	12-1-22
FG Made	1	vs. Troy	12-1-22
FG Att.	2	vs. Kent State	11-17-22
3FG Made	N/A		
3FG Att.	N/A		
FT Made	2	vs. Florida	1-5-22*
FT Att.	4	vs. Florida	1-5-22
Off. Reb.	N/A		
Def. Reb.	N/A		
Rebounds	N/A		
Assists	1	vs. Kent State	11-17-22
Blocks	N/A		
Steals	N/A		
Minutes	5	at Little Rock	11-20-22

CAREER HIGHS

Points	6	vs. UAPB	12-21-20*
FG Made	2	vs. UAPB	12-21-20*
FG Att.	4	vs. Tulsa	12-11-19
3FG Made	2	vs. UAPB	12-21-20*
3FG Att.	3	vs. Tulsa	12-11-19
FT Made	2	vs. Troy	12-1-22*
FT Att.	2	vs. Oral Roberts	12-4-22*
Off. Reb.	N/A		
Def. Reb.	1	vs. Kentucky	2-20-22*
Rebounds	1	vs. Kentucky	2-20-22*
Assists	2	vs. UAPB	12-21-20*
Blocks	N/A		
Steals	1	vs. ULM	12-3-20*
Minutes	10	vs. UAPB	12-21-20*

SEC HIGHS

Points	3	vs. Alabama	2-28-21
FG Made	1	at Ole Miss	2-16-20
FG Att.	1	vs. LSU	1-27-22*
3FG Made	N/A		
3FG Att.	1	vs. LSU	1-27-22*
FT Made	3	vs. Alabama	2-28-21
FT Att.	3	vs. Alabama	2-28-21
Off. Reb.	N/A		
Def. Reb.	1	vs. Kentucky	2-20-22
Rebounds	1	vs. Kentucky	2-20-22
Assists	N/A		
Blocks	N/A		
Steals	N/A		
Minutes	4	at Vanderbilt	1-19-20

NOTABLES

Stat	19-20	20-21	21-22	22-23	Career
Double Figure Pts	-	-	-	-	-
Double Figure Rebs	-	-	-	-	-
Double-Doubles	-	-	-	-	-
5 + Assists	-	-	-	-	-
5 + Blocks	-	-	-	-	-
5 + Steals	-	-	-	-	-
Led Team in Pts	-	-	-	-	-
Led Team in Reb	-	-	-	-	-
20 + Points	-	-	-	-	-
30+ Points	-	-	-	-	-

* Most Recent

GAME NOTES

- Appeared in final possession against Tennessee for 11th appearance of the year
- Logged two points against Florida, gathering her points at the free throw line
- Former walk-on who earned a scholarship prior to the 2021-22 season
- Appeared in 14 games last season
- Dropped a career-best six points on UAPB, hitting two threes in 2020-21
- Finished her career as Bentonville's second leading scorer and set single game records for points (34) and free throws (20-for-22)
- Honors include All-Arkansas Second-Team, All-Northwest Arkansas First-Team, Gatorade Player of the Week, two KURM Dream Team selections and team captain honors as a senior

WHO IS AVERY HUGHES?

- Nursing major
- Her proudest accomplishment is earning a scholarship as a walk-on
- Mother played basketball at Arkansas State
- Ran track and was a two-time state champion
- Calls the Arkansas faithful the best fans in the world
- Loves playing for Coach Neighbors because he lets the team make decisions for themselves, which helps her grow into the person she wants to be

#22 HUGHES, Avery

Opponent	Date	GS	MIN	Total		3-Pointers		Free throws		Rebounds				PF	A	TO	BLK	STL	PTS	AVG
				FG-FGA	PCT	3FG-3FGA	PCT	FT-FTA	PCT	OFF	DEF	TOT	AVG							
Kent St.	11/17/2022		03:17	0-2	.000	0-0	.000	0-0	.000	0	0	0	0.0	0	1	0	0	0	0	0.0
at Little Rock	11/20/2022		05:04	0-1	.000	0-0	.000	2-2	1.000	0	0	0	0.0	2	0	0	0	0	2	1.0
vs Kansas St.	11/26/2022		00:47	0-0	.000	0-0	.000	0-0	.000	0	0	0	0.0	1	0	0	0	0	0	0.7
Troy	12/01/2022		03:22	1-1	1.000	0-0	.000	2-2	1.000	0	0	0	0.0	0	0	0	0	0	4	1.5
Oral Roberts	12/04/2022		03:52	0-0	.000	0-0	.000	1-2	.500	0	0	0	0.0	0	0	0	1	0	1	1.4
LSU	12/29/2022		02:31	0-0	.000	0-0	.000	0-0	.000	0	0	0	0.0	0	0	0	0	0	0	1.2
at Kentucky	01/01/2023		00:40	0-0	.000	0-0	.000	0-0	.000	0	0	0	0.0	0	0	0	1	0	0	1.0
Florida	01/05/2023		02:43	0-0	.000	0-0	.000	2-4	.500	0	0	0	0.0	0	0	0	0	0	2	1.1
at Auburn	02/05/2023		00:08	0-0	.000	0-0	.000	0-0	.000	0	0	0	0.0	0	0	0	0	0	0	1.0
Missouri	02/12/2023		02:08	0-0	.000	0-0	.000	0-0	.000	0	0	0	0.0	1	0	1	0	0	0	0.9
Tennessee	02/16/2023		00:21	0-0	.000	0-0	.000	0-0	.000	0	0	0	0.0	0	0	0	0	0	0	0.8
Totals			0 24:52	1-4	.250	0-0	.000	7-10	.700	0	0	0	0.0	4	1	4	0	0	9	0.8

Player Averages

Games Played	Minutes/ game	Points/ game	FG Pct	3FG Pct	FT Pct	Rebounds/ game	Assists/ game	Turnovers/ game	Assist/Turnover ratio	Steals/ game	Blocks/ game
11	2.3	0.8	25.0	0.0	70.0	0.0	0.1	0.4	0.3	0.0	0.0

CAREER STATISTICS

				Field Goals		3-Point		F-Throws		Rebounds										Scoring	
SEASON	TEAM	GP-GS	MIN/AVG	FG-FGA	FG%	3FG-3FGA	3FG%	FT-FTA	FT%	OFF	DEF	TOT	AVG	PF-FO	A	TO	BLK	STL	PTS	AVG	
2019-20	Ark	14-0	50/3.6	8-16	.500	3-9	.333	1-1	1.000	0	0	0	0.0	8-0	2	8	0	0	20	1.4	
2020-21	Ark	7-0	45/6.4	3-7	.429	3-6	.500	3-3	1.000	0	2	2	0.3	2-0	5	3	0	2	12	1.7	
2021-22	Ark	14-0	38/2.7	0-4	.000	0-2	.000	1-2	.500	0	2	2	0.1	3-0	2	2	0	1	1	0.1	
2022-23	Ark	11-0	25/2.3	1-4	.250	0-0	.000	7-10	.700	0	0	0	0.0	4-0	1	4	0	0	9	0.8	
TOTAL		46-0	158/3.4	12-31	.387	6-17	.353	12-16	.750	0	4	4	0.1	17-0	10	17	0	3	42	0.9	



24 Jersey Wolfenbarger | So. | 6-5 | G/F | Fort Smith, Ark. (Northside HS)

WOLFENBARGER BENCHMARK STATS

Points	15	vs. A-State	12-11-22
FG Made	4	vs. A-State	12-11-22*
FG Att.	9	vs. Lamar	12-8-22
3FG Made	3	vs. Troy	12-1-22
3FG Att.	5	vs. Troy	12-1-22
FT Made	5	vs. A-State	12-11-22*
FT Att.	6	vs. A-State	12-11-22
Off. Reb.	4	at UAPB	11-7-22
Def. Reb.	9	vs. Oral Roberts	12-4-22
Rebounds	12	vs. Oral Roberts	12-4-22
Assists	1	at Georgia	2-19-23*
Blocks	4	vs. Oral Roberts	12-4-22
Steals	2	vs. Lamar	12-8-22
Minutes	36	vs. A-State	12-11-22

Points	16	vs. UCA	12-18-21*
FG Made	7	vs. UCA	12-18-21
FG Att.	14	vs. #25 Georgia	2-24-22
3FG Made	3	vs. Troy	12-1-22*
3FG Att.	11	at #7 Tennessee	1-31-22
FT Made	5	vs. A-State	12-11-22*
FT Att.	6	at A-State	12-11-22*
Off. Reb.	4	at UAPB	11-7-22*
Def. Reb.	9	vs. Oral Roberts	12-4-22
Rebounds	12	vs. Oral Roberts	12-4-22
Assists	4	vs. #12 LSU	1-27-22
Blocks	4	vs. Oral Roberts	12-4-22
Steals	3	vs. Missouri	3-3-22*
Minutes	36	vs. A-State	12-11-21

Points	13	at Miss. State	2-27-22
FG Made	6	at Miss. State	2-27-22*
FG Att.	14	vs. #25 Georgia	2-24-22
3FG Made	3	at #7 Tennessee	1-31-22*
3FG Att.	11	at #7 Tennessee	1-31-22
FT Made	3	vs. Missouri	3-3-22*
FT Att.	6	at Florida	2-17-22
Off. Reb.	3	vs. #9/9 LSU	12-29-22*
Def. Reb.	8	at Missouri	2-13-22
Rebounds	11	at Missouri	2-13-22
Assists	4	vs. #12 LSU	1-27-22
Blocks	3	vs. #1 SC	3-4-22
Steals	3	vs. Missouri	3-3-22*
Minutes	30	at Missouri	2-13-22

Stat	21-22	22-23	Career
Double Figure Pts	12	2	14
Double Figure Rebs	2	1	3
Double-Doubles	2	-	2
5+ Assists	-	-	-
5+ Blocks	-	-	-
5+ Steals	-	-	-
Led Team in Pts	-	-	-
Led Team in Reb	4	2	6
20+ Points	-	-	-
30+ Points	-	-	-

* Most Recent

GAME NOTES

- Recorded nearly 12 minutes at Georgia
- Back at her normal position this season after playing post all year as a freshman
- Started in three games and averaged 9.3 points, 8.0 rebounds and 2.7 blocks per game through that stretch
- Tabbled to the SEC All-Freshman team
- Registered back-to-back double-doubles (at Missouri, 12p-11r and at Texas A&M, 12p-10r)
- Averaged 7.5 points, 4.3 rebounds, 1.1 assists and 0.9 blocks per game in her first season
- No. 7 overall recruit and No. 1 wing player in the ESPN HoopGurlz 2021 recruiting rankings at the time of her signing and a consensus five-star player out of Northside High School
- Arkansas' first McDonald's All-American signee since 2016
- One of five finalists for the Jersey Mike's Naismith High School Player of the Year Award
- Arkansas' Gatorade Player of the year in 2020 and 2021

WHO IS JERSEY WOLFENBARGER?

- Started playing when she was 5 at a local rec team in Missouri and her parents coached her
- Grew 13 inches from the time she was offered by Mike Neighbors to when she stepped foot on campus
- Most proud accomplishments in basketball are playing for Team USA at the Fiba World Championship and being a Razorback
- Her favorite thing about last season was Coach Todd saying his favorite thing about freshmen is they become sophomores
- Chose Arkansas because of the genuine coaching staff and to play for one of the best fanbases in the SEC
- Loves all thing natural like hiking, swimming and anything outdoors

#24 WOLFENBARGER, Jersey

Opponent	Date	GS	MIN	Total		3-Pointers		Free throws		Rebounds			PF	A	TO	BLK	STL	PTS	AVG	
				FG-FGA	PCT	3FG-3FGA	PCT	FT-FTA	PCT	OFF	DEF	TOT								AVG
at Ark.-Pine Bluff	11/07/2022		20:37	2-7	.286	0-0	.000	3-4	.750	4	3	7	7.0	1	0	2	0	1	7	7.0
Central Ark.	11/11/2022		20:20	2-6	.333	1-3	.333	0-1	.000	0	1	1	4.0	2	0	0	0	5	6.0	
Tulsa	11/14/2022		10:31	1-3	.333	0-2	.000	0-0	.000	0	0	0	2.7	2	0	0	0	2	4.7	
Kent St.	11/17/2022		18:13	2-6	.333	0-2	.000	0-0	.000	1	5	6	3.5	1	0	0	0	1	4.5	
at Little Rock	11/20/2022		17:05	2-6	.333	1-2	.500	1-2	.500	1	4	5	3.8	1	1	0	0	6	4.8	
vs Northern Ariz.	11/24/2022		10:44	1-4	.250	0-2	.000	0-1	.000	1	3	4	3.8	1	0	0	0	2	4.3	
vs Clemson	11/25/2022		10:51	0-2	.000	0-2	.000	1-2	.500	1	3	4	3.9	1	1	2	0	0	1	3.9
vs Kansas St.	11/26/2022		10:33	0-2	.000	0-1	.000	1-2	.500	0	2	2	3.6	2	0	0	0	1	3.5	
Troy	12/01/2022		20:46	4-7	.571	3-5	.600	0-2	.000	2	1	3	3.6	1	0	0	2	1	11	4.3
Oral Roberts	12/04/2022	*	32:30	2-5	.400	0-2	.000	5-5	1.000	3	9	12	4.4	1	1	2	4	0	9	4.8
Lamar University	12/08/2022	*	32:20	2-9	.222	0-3	.000	0-0	.000	3	3	6	4.5	1	0	1	3	2	4	4.7
Arkansas St.	12/11/2022	*	35:49	4-8	.500	2-3	.667	5-6	.833	2	4	6	4.7	2	0	1	1	0	15	5.6
at Creighton	12/17/2022		14:51	0-1	.000	0-1	.000	0-0	.000	1	2	3	4.5	1	0	0	0	0	5.2	
LSU	12/29/2022		24:09	0-4	.000	0-1	.000	1-2	.500	3	3	6	4.6	1	0	2	2	1	1	4.9
at Kentucky	01/01/2023		14:55	2-5	.400	0-0	.000	0-0	.000	0	3	3	4.5	2	0	2	0	0	4	4.8
Florida	01/05/2023		17:47	3-5	.600	0-1	.000	2-2	1.000	1	6	7	4.7	3	1	1	1	1	8	5.0
at Missouri	01/08/2023		12:47	1-3	.333	0-1	.000	0-0	.000	1	2	3	4.6	0	0	0	1	0	2	4.8
Vanderbilt	01/16/2023		09:35	0-0	.000	0-0	.000	0-0	.000	0	1	1	4.4	1	1	0	0	0	0	4.6
at LSU	01/19/2023		12:47	2-3	.667	0-0	.000	0-0	.000	1	2	3	4.3	3	0	1	0	0	4	4.5
at South Carolina	01/22/2023		19:13	1-4	.250	0-2	.000	0-0	.000	0	3	3	4.3	1	1	2	2	0	2	4.4
Alabama	01/26/2023		07:44	0-0	.000	0-0	.000	0-0	.000	0	0	0	4.0	0	0	0	0	0	0	4.2
Ole Miss	01/29/2023		03:05	0-0	.000	0-0	.000	0-0	.000	0	1	1	3.9	1	0	2	0	0	0	4.0
at Auburn	02/05/2023		08:11	1-1	1.000	0-0	.000	2-2	1.000	1	1	2	3.8	2	0	0	0	0	4	4.0
at Vanderbilt	02/09/2023		06:56	0-2	.000	0-2	.000	0-0	.000	0	0	0	3.7	0	0	0	0	0	0	3.8
Missouri	02/12/2023		18:20	1-1	1.000	0-0	.000	1-1	1.000	0	1	1	3.6	0	0	0	1	0	3	3.8
Tennessee	02/16/2023		20:35	2-5	.400	0-2	.000	0-0	.000	2	3	5	3.6	1	0	0	0	0	4	3.8
at Georgia	02/19/2023		11:39	0-2	.000	0-1	.000	0-0	.000	0	2	2	3.6	0	1	1	0	0	0	3.7
Totals			3 442:52	35-101	.347	7-38	.184	22-32	.688	28	68	96	3.6	32	7	19	17	7	99	3.7

Player Averages

Games Played	Minutes/ game	Points/ game	FG Pct	3FG Pct	FT Pct	Rebounds/ game	Assists/ game	Turnovers/ game	Assist/Turnover ratio	Steals/ game	Blocks/ game
27	16.4	3.7	34.7	18.4	68.8	3.6	0.3	0.7	0.4	0.3	0.6

CAREER STATISTICS

				Field Goals		3-Point		F-Throws		Rebounds								Scoring		
SEASON	TEAM	GP-GS	MIN/AVG	FG-FGA	FG%	3FG-3FGA	3FG%	FT-FTA	FT%	OFF	DEF	TOT	AVG	PF-FO	A	TO	BLK	STL	PTS	AVG
2021-22	Ark	30-23	666/22.2	87-215	.405	17-70	.243	34-71	.479	37	93	130	4.3	76-2	32	37	27	21	225	7.5
2022-23	Ark	27-3	443/16.4	35-101	.347	7-38	.184	22-32	.688	28	68	96	3.6	32-0	7	19	17	7	99	3.7
TOTAL		57-26	1109/19.5	122-316	.386	24-108	.222	56-103	.544	65	161	226	4.0	108-2	39	56	44	28	324	5.7



30 Maryam Dauda | R-Fr. | 6-4 | F | Bentonville, Ark. (Bentonville HS)

DAUDA BENCHMARK STATS			
Points	11	at #3/4 LSU	1-19-23*
FG Made	5	at #3/4 LSU	1-19-23*
FG Att.	11	vs. Oral Roberts	12-4-22
3FG Made	1	at #3/4 LSU	1-19-23*
3FG Att.	4	at #1/1 SC	1-22-23*
FT Made	3	vs. A-State	12-11-22
FT Att.	4	vs. A-State	12-11-22*
Off. Reb.	6	vs. A-State	12-11-22
Def. Reb.	7	vs. Troy	12-1-22
Rebounds	8	vs. A-State	12-11-22*
Assists	3	vs. Florida	1-5-23
Blocks	2	at #1/1 SC	1-22-23*
Steals	2	vs. Lamar	12-8-22
Minutes	22	vs. A-State	12-11-22*

2021-22 SEASON HIGHS			
Points	11	vs. A-State	12-11-22
FG Made	5	vs. Oral Roberts	12-4-22
FG Att.	11	vs. Oral Roberts	12-4-22
3FG Made	1	vs. #9/9 LSU	12-29-22*
3FG Att.	3	vs. Oral Roberts	12-4-22
FT Made	3	vs. A-State	12-11-22
FT Att.	4	vs. A-State	12-11-22*
Off. Reb.	6	vs. A-State	12-11-22
Def. Reb.	7	vs. Troy	12-1-22
Rebounds	8	vs. A-State	12-11-22*
Assists	3	vs. Florida	1-5-23
Blocks	2	at Kentucky	1-1-23*
Steals	2	vs. Lamar	12-8-22
Minutes	22	vs. A-State	12-11-22*

CAREER HIGHS			
Points	11	at #3/4 LSU	1-19-23
FG Made	5	at #3/4 LSU	1-19-23
FG Att.	8	at #1/1 SC	1-22-23
3FG Made	1	at #3/4 LSU	1-19-23*
3FG Att.	4	at #1/1 SC	1-22-23
FT Made	2	vs. Ole Miss	1-29-23
FT Att.	2	vs. Ole Miss	1-29-23
Off. Reb.	3	at #3/4 LSU	1-19-23
Def. Reb.	2	at #1/1 SC	1-22-23
Rebounds	4	at #3/4 LSU	1-19-23
Assists	3	vs. Florida	1-5-23
Blocks	2	at #1/1 SC	1-22-23*
Steals	1	vs. Alabama	1-26-23
Minutes	16	vs. #9/9 LSU	12-29-22

SEC HIGHS			
Points	11	at #3/4 LSU	1-19-23
FG Made	5	at #3/4 LSU	1-19-23
FG Att.	8	at #1/1 SC	1-22-23
3FG Made	1	at #3/4 LSU	1-19-23*
3FG Att.	4	at #1/1 SC	1-22-23
FT Made	2	vs. Ole Miss	1-29-23
FT Att.	2	vs. Ole Miss	1-29-23
Off. Reb.	3	at #3/4 LSU	1-19-23
Def. Reb.	2	at #1/1 SC	1-22-23
Rebounds	4	at #3/4 LSU	1-19-23
Assists	3	vs. Florida	1-5-23
Blocks	2	at #1/1 SC	1-22-23*
Steals	1	vs. Alabama	1-26-23
Minutes	16	vs. #9/9 LSU	12-29-22

NOTABLES			
Stat	21-22	22-23	Career
Double Figure Pts	-	4	4
Double Figure Rebs	-	-	-
Double-Doubles	-	-	-
5 + Assists	-	-	-
5 + Blocks	-	-	-
5 + Steals	-	-	-
Led Team in Pts	-	-	-
Led Team in Reb	-	-	-
20 + Points	-	-	-
30 + Points	-	-	-

* Most Recent

- GAME NOTES
- Appeared off the bench against Tennessee, playing just under two minutes

→ Played her most efficient game of the year at No. 3/4 LSU, matching career-high 11 points with four rebounds (three offensive), two assists and two blocks in 13 minutes

→ Logged 11 points and eight rebounds against Arkansas State for her third double-digit scoring game

→ Sat out during the 2021-22 season, recovering from ACL injury

→ The 13th ranked player and top ranked post player in the ESPN HoopGurlz 2021 recruiting rankings at the time of her signing

→ Consensus five star recruit out of Bentonville High School

→ McDonald's All-American in 2021

→ Naismith High School Player of the Year Semifinalist following her senior season

- WHO IS MARYAM DAUDA?
- Majoring in international business

→ Born in Nigeria and moved to the U.S. when she was 12

→ Father played professional basketball in Belgium

→ Favorite pair of shoes: Air Jordan 11 'Cool Grey'

→ Favorite TV show: Gilmore Girls

#30 DAUDA, Maryam																		
Opponent	Date	GS	MIN	Total		3-Pointers		Free throws		Rebounds				PF	A	TO	BLK	STL
				FG-FGA	PCT	3FG-3FGA	PCT	FT-FTA	PCT	OFF	DEF	TOT	AVG					
at Ark.-Pine Bluff	11/07/2022		14:30	1-3	.333	0-0	.000	2-4	.500	2	1	3	3.0	4	1	1	1	1
Central Ark.	11/11/2022		17:06	4-6	.667	0-0	.000	2-3	.667	3	2	5	4.0	3	0	2	1	1
Tulsa	11/14/2022		09:28	1-2	.500	1-2	.500	0-0	.000	2	1	3	3.7	1	0	2	0	0
Kent St.	11/17/2022		18:58	2-5	.400	0-0	.000	2-4	.500	2	3	5	4.0	3	1	2	0	0
at Little Rock	11/20/2022		14:55	3-5	.600	1-1	1.000	0-0	.000	1	3	4	4.0	4	2	2	1	1
vs Northern Ariz.	11/24/2022		16:23	2-3	.667	0-1	.000	1-2	.500	2	2	4	4.0	1	1	2	3	0
vs Clemson	11/25/2022		14:27	0-2	.000	0-0	.000	0-0	.000	2	1	3	3.9	0	0	0	0	0
vs Kansas St.	11/26/2022		11:16	1-2	.500	1-1	1.000	2-2	1.000	2	2	4	3.9	2	0	2	0	0
Troy	12/01/2022		20:50	0-6	.000	0-1	.000	0-0	.000	0	7	7	4.2	4	0	1	0	0
Oral Roberts	12/04/2022		22:08	5-11	.455	0-3	.000	0-0	.000	3	5	8	4.6	3	1	0	2	0
Lamar University	12/08/2022		06:09	1-1	1.000	0-0	.000	0-0	.000	0	0	0	4.2	1	0	2	0	0
Arkansas St.	12/11/2022		21:35	4-10	.400	0-0	.000	3-4	.750	6	2	8	4.5	1	1	2	0	1
at Creighton	12/17/2022		10:25	1-2	.500	1-2	.500	1-2	.500	0	1	1	4.2	1	1	3	0	0
vs Oregon	12/20/2022		11:49	3-7	.429	0-0	.000	0-0	.000	1	0	1	4.0	3	1	0	2	0
vs South Fla.	12/21/2022		05:33	1-1	1.000	0-0	.000	0-0	.000	0	0	0	3.7	4	1	3	2	0
LSU	12/29/2022		16:22	1-6	.167	1-2	.500	0-0	.000	1	1	2	3.6	2	1	0	1	0
at Kentucky	01/01/2023		10:43	1-1	1.000	0-0	.000	0-0	.000	1	2	3	3.6	1	1	0	2	0
Florida	01/05/2023		15:20	0-3	.000	0-1	.000	0-0	.000	0	1	1	3.4	2	3	0	0	0
at Missouri	01/08/2023		03:19	0-1	.000	0-0	.000	0-0	.000	1	0	1	3.3	1	0	2	0	0
Vanderbilt	01/16/2023		05:31	1-1	1.000	0-0	.000	0-0	.000	1	0	1	3.2	1	0	1	1	0
at LSU	01/19/2023		12:57	5-7	.714	1-3	.333	0-0	.000	3	1	4	3.2	2	2	2	0	11
at South Carolina	01/22/2023		19:02	2-8	.250	0-4	.000	1-1	1.000	0	2	2	3.2	2	0	1	2	0
Alabama	01/26/2023		06:02	1-3	.333	0-1	.000	1-1	1.000	0	0	0	3.0	0	0	0	0	1
Ole Miss	01/29/2023		02:18	0-0	.000	0-0	.000	2-2	1.000	0	0	0	2.9	0	0	2	0	0
at Auburn	02/05/2023		01:30	0-0	.000	0-0	.000	0-0	.000	0	0	0	2.8	2	0	2	0	0
Missouri	02/12/2023		02:08	0-0	.000	0-0	.000	0-0	.000	0	0	0	2.7	1	0	0	0	0
Tennessee	02/16/2023		01:40	0-1	.000	0-0	.000	0-0	.000	1	1	2	2.7	1	0	0	0	0
Totals			0	312:25	40-97	.412	6-22	.273	17-25	.680	34	38	72	2.7	50	16	35	19

Player Averages											
Games Played	Minutes/ game	Points/ game	FG Pct	3FG Pct	FT Pct	Rebounds/ game	Assists/ game	Turnovers/ game	Assist/Turnover ratio	Steals/ game	Blocks/ game
27	11.6	3.8	41.2	27.3	68.0	2.7	0.6	1.3	0.5	0.3	0.7

CAREER STATISTICS

				Field Goals		3-Point		F-Throws		Rebounds									Scoring	
SEASON	TEAM	GP-GS	MIN/AVG	FG-FGA	FG%	3FG-3FGA	3FG%	FT-FTA	FT%	OFF	DEF	TOT	AVG	PF-FO	A	TO	BLK	STL	PTS	AVG
2022-23	Ark	27-0	312/11.6	40-97	.412	6-22	.273	17-25	.680	34	38	72	2.7	50-0	16	35	19	8	103	3.8
TOTAL		27-0	312/11.6	40-97	.412	6-22	.273	17-25	.680	34	38	72	2.7	50-0	16	35	19	8	103	3.8



34 Chrissy Carr | R-Sr. | 6-1 | G | Eden Prairie, Minn. (Manhattan [Kan.]) | Syracuse

CARR BENCHMARK STATS

Points	22	at Little Rock	11-20-22
FG Made	7	at Georgia	2-19-23*
FG Att.	17	vs. Oral Roberts	12-4-22
3FG Made	5	at Georgia	2-19-23*
3FG Att.	13	at Georgia	2-19-23
FT Made	6	vs. Lamar	12-8-22
FT Att.	8	vs. Lamar	12-8-22
Off. Reb.	3	vs. NAU	11-24-22
Def. Reb.	8	vs. UCA	11-11-22
Rebounds	8	vs. UCA	11-11-22
Assists	3	vs. #16 Oregon	12-20-22
Blocks	3	at #1/1 SC	1-22-23
Steals	2	at #3/4 LSU	1-19-23*
Minutes	37	at Vanderbilt	2-9-23

GAME NOTES

- Coming off SEC-high 21 points with five 3-pointers at Georgia
- Firing the 3-pointers as of late with 16 in the last four games, now 15th most in a single season (69)
- Surpassed 500 rebounds in her career during first game vs. Vanderbilt
- Leads team with 69 3-pointers with her 2.4 triples per game ranked second in the SEC and her 196 3-point attempts leading the conference and No. 22 in the country
- Among active NCAA players, sits No. 12 in career 3-pointers (295) and 61 in scoring (1,646)
- Tabbed to Paradise Jam Reef All-Tournament Team, averaging 14.7 points and 5.0 rebounds per game
- Named No. 24 best transfer, according to ESPN
- Across five seasons, has started in 142 of 144 career games
- Was third on the team in scoring at Syracuse (11.7 PPG)
- Her best season came in her junior year at Kansas State, averaging 15.2 points, 4.9 rebounds and 1.8 assists per game
- Career-high of 31 points against TCU (3-1-21) marked one of 14 games she has launched 20+ points

WHO IS CHRISSEY CARR?

- Wears #34 because it's #43 flipped and it was her dad's (Chris Carr) number in the NBA
- Comes from a basketball family, as her father, Chris, played six seasons in the NBA and lost to Kobe Bryant in the 1997 dunk contest, and her brother, Cameron, just signed to play basketball at Tennessee
- If she feels like she isn't playing well, she'll change her hair at halftime
- Chose Arkansas for family atmosphere and coaches and loved Fayetteville
- Favorite pair of shoes: Nike Dunks
- Favorite TV show: How to Get Away with Murder

#34 CARR, Chrissy

Opponent	Date	GS	MIN	Total		3-Pointers		Free throws		Rebounds			PF	A	TO	BLK	STL	PTS	AVG		
				FG-FGA	PCT	3FG-3FGA	PCT	FT-FTA	PCT	OFF	DEF	TOT								AVG	
at Ark.-Pine Bluff	11/07/2022	*	19:49	3-8	.375	2-5	.400	2-2	1.000	2	1	3	3.0	0	0	0	0	10	10.0		
Central Ark.	11/11/2022	*	25:25	2-8	.250	2-6	.333	2-2	1.000	0	8	8	5.5	1	0	3	1	8	9.0		
Tulsa	11/14/2022	*	22:32	1-9	.111	1-8	.125	0-0	.000	2	4	6	5.7	0	0	2	1	0	3	7.0	
Kent St.	11/17/2022	*	25:55	4-7	.571	2-4	.500	2-2	1.000	0	4	4	5.3	2	1	0	0	0	12	8.3	
at Little Rock	11/20/2022	*	23:57	7-10	.700	4-6	.667	4-4	1.000	1	1	2	4.6	2	0	2	0	0	22	11.0	
vs Northern Ariz.	11/24/2022	*	25:46	2-8	.250	0-4	.000	3-4	.750	3	4	7	5.0	3	0	2	0	0	7	10.3	
vs Clemson	11/25/2022	*	30:43	6-13	.462	5-10	.500	2-2	1.000	1	3	4	4.9	3	1	1	0	1	19	11.6	
vs Kansas St.	11/26/2022	*	29:54	7-12	.583	3-8	.375	1-2	.500	0	4	4	4.8	0	0	0	0	0	18	12.4	
Troy	12/01/2022	*	25:43	5-14	.357	2-9	.222	2-2	1.000	1	2	3	4.6	2	0	0	0	1	14	12.6	
Oral Roberts	12/04/2022	*	35:04	6-17	.353	3-12	.250	0-0	.000	1	4	5	4.6	2	1	2	0	0	15	12.8	
Lamar University	12/08/2022	*	35:42	4-9	.444	4-9	.444	6-8	.750	1	1	2	4.4	2	0	1	0	0	18	13.3	
Arkansas St.	12/11/2022	*	28:20	3-14	.214	2-10	.200	2-2	1.000	0	6	6	4.5	2	0	0	0	1	10	13.0	
at Creighton	12/17/2022	*	15:20	0-3	.000	0-3	.000	4-4	1.000	0	2	2	4.3	2	0	0	0	1	4	12.3	
vs Oregon	12/20/2022	*	28:27	1-5	.200	1-5	.200	0-0	.000	0	1	1	4.1	0	3	1	0	1	3	11.6	
vs South Fla.	12/21/2022	*	36:32	3-9	.333	2-5	.400	2-2	1.000	1	2	3	4.0	1	0	0	0	1	10	11.5	
LSU	12/29/2022	*	29:00	3-10	.300	0-6	.000	0-0	.000	1	3	4	4.0	3	1	2	0	2	6	11.2	
at Kentucky	01/01/2023	*	24:55	3-10	.300	2-8	.250	0-0	.000	0	4	4	4.0	2	1	3	0	1	8	11.0	
Florida	01/05/2023	*	31:18	6-15	.400	2-7	.286	2-2	1.000	1	0	1	3.8	2	1	1	0	0	16	11.3	
at Missouri	01/08/2023	*	27:25	5-10	.500	4-6	.667	2-2	1.000	0	4	4	3.8	2	1	0	0	0	16	11.5	
Vanderbilt	01/16/2023	*	27:54	4-7	.571	3-6	.500	0-0	.000	0	4	4	3.9	3	0	1	2	1	11	11.5	
at LSU	01/19/2023	*	29:34	3-8	.375	3-6	.500	3-4	.750	0	2	2	3.8	2	2	2	1	2	12	11.5	
at South Carolina	01/22/2023	*	23:39	2-8	.250	2-7	.286	0-0	.000	0	2	2	3.7	3	0	0	3	1	6	11.3	
Alabama	01/26/2023	*	24:37	2-6	.333	2-4	.500	0-0	.000	0	2	2	3.6	3	2	1	1	1	6	11.0	
Ole Miss	01/29/2023	*	33:38	1-3	.333	1-2	.500	1-2	.500	0	3	3	3.6	5	0	1	1	0	4	10.8	
at Auburn	02/05/2023	*	24:45	2-7	.286	1-4	.250	2-4	.500	2	1	3	3.6	4	1	1	0	1	7	10.6	
at Vanderbilt	02/09/2023	*	36:48	7-13	.538	3-8	.375	1-2	.500	1	4	5	3.6	3	0	2	0	1	18	10.9	
Missouri	02/12/2023	*	23:46	6-10	.600	5-7	.714	1-1	1.000	1	4	5	3.7	2	0	0	0	1	18	11.1	
Tennessee	02/16/2023	*	29:29	5-15	.333	3-9	.333	1-1	1.000	2	1	3	3.6	2	0	1	0	0	14	11.3	
at Georgia	02/19/2023	*	32:52	7-16	.438	5-13	.385	2-2	1.000	0	0	0	3.5	1	1	1	0	1	21	11.6	
Totals			29	808:49	110-284	.387	69-197	.350	47-56	.839	21	81	102	3.5	59	16	30	9	19	336	11.6

Player Averages

Games Played	Minutes/game	Points/game	FG Pct	3FG Pct	FT Pct	Rebounds/game	Assists/game	Turnovers/game	Assist/Turnover ratio	Steals/game	Blocks/game
29	27.9	11.6	38.7	35.0	83.9	3.5	0.6	1.0	0.5	0.7	0.3

* Most Recent

CAREER STATISTICS

		Field Goals			3-Point		F-Throws		Rebounds			PF-FO			Scoring					
SEASON	TEAM	GP-GS	MIN/AVG	FG-FGA	FG%	3FG-3FGA	3FG%	FT-FTA	FT%	OFF	DEF	TOT	AVG	PF-FO	A	TO	BLK	STL	PTS	AVG
2018-19	KState	33-31	967/29.3	109-339	.322	56-194	.289	51-71	.718	22	69	91	2.8	81-1	24	68	14	30	325	9.8
2019-20	KState	29-29	796/27.5	94-316	.297	55-195	.282	40-56	.714	12	69	81	2.8	57-0	50	66	9	16	283	9.8
2020-21	KState	24-24	776/32.3	127-327	.388	55-157	.350	55-71	.775	18	100	118	4.9	50-0	43	71	9	12	364	15.2
2021-22	SU	29-29	877/30.2	117-322	.363	60-175	.343	44-48	.917	27	107	134	4.6	80-1	39	58	18	30	338	11.7
2022-23	Ark	29-29	809/27.9	110-284	.387	69-197	.350	47-56	.839	21	81	102	3.5	59-1	16	30	9	19	336	11.6
TOTAL FOR Ark		29-29	809/27.9	110-284	.387	69-197	.350	47-56	.839	21	81	102	3.5	59-1	16	30	9	19	336	11.6
TOTAL		144-142	4225/29.3	557-1588	.351	295-918	.321	237-302	.785	100	426	526	3.7	327-3	172	293	59	107	1646	11.4



43 Makayla Daniels | Sr. | 5-8 | G | Frederick, Md. (Frederick HS)

DANIELS BENCHMARK STATS

Points	31	at Vanderbilt	2-9-23
FG Made	11	at Vanderbilt	2-9-23
FG Att.	23	at Vanderbilt	2-9-23
3FG Made	4	at Vanderbilt	2-9-23*
3FG Att.	11	at Vanderbilt	2-9-23*
FT Made	8	vs. Alabama	1-26-23*
FT Att.	10	at Auburn	2-5-23*
Off. Reb.	4	vs. Tulsa	11-14-22
Def. Reb.	6	vs. Ole Miss	1-29-23
Rebounds	9	vs. Tulsa	11-14-22
Assists	6	at Georgia	2-19-23
Blocks	1	vs. Missouri	2-12-23*
Steals	5	vs. Tennessee	2-16-23
Minutes	42	vs. Ole Miss	1-29-23

GAME NOTES

- Recorded an SEC-high in assists with six and had three points and four boards at Georgia
- Came up with the game-winning shot at the buzzer to defeat Vanderbilt the first time, finishing that game with 16 points, six rebounds and four assists
- One of 23 players in the country to start in every game she has appeared in (minimum 100 games)
- Named Paradise Jam Reef Tournament MVP, averaging 17.3 points, 5.7 rebounds, 2.7 assists and 2.0 steals per game across those three contests
- Sits at No. 16 on the all-time scoring list (1,347), 15 in assists (293), No. 4 in career starts (114) and No. 9 in career 3-pointers (157) at Arkansas
- No. 7 in steals (1.9), FT percentage (.770) and minutes (32.0) in the SEC
- Earned a spot on the SEC Preseason Second Team
- Leading returning scorer (14.0 PPG) and rebounder (5.3 RPG) from the 2021-22 team
- Became the 31st member of the 1,000-point club last season at the NCAA Tournament vs. Utah
- Registered her first career double-double against Mizzou in the SECT (13 points, 14 rebounds)

WHO IS MAKAYLA DANIELS?

- Graduated college in three years
- Lived in Japan for seven years, as well as Arizona, North Carolina and Maryland
- Played with Saylor Poffenbarger's brother in AAU for a stint
- Wears #43 because 4+3=7 and 7 is her favorite number
- One of the most interesting things about her is she loves piercings
- Favorite part about playing in Bud Walton Arena: the Hog Call

#43 DANIELS, Makayla

Opponent	Date	GS	MIN	Total		3-Pointers		Free throws		Rebounds				PF	A	TO	BLK	STL	PTS	AVG	
				FG-FGA	PCT	3FG-3FGA	PCT	FT-FTA	PCT	OFF	DEF	TOT	AVG								
at Ark.-Pine Bluff	11/07/2022	*	23:11	0-5	.000	0-0	.000	4-5	.800	1	5	6	6.0	1	1	2	0	1	4	4.0	
Central Ark.	11/11/2022	*	24:18	5-8	.625	1-2	.500	3-6	.500	0	2	2	4.0	0	4	0	0	4	14	9.0	
Tulsa	11/14/2022	*	36:43	6-19	.316	4-9	.444	3-4	.750	4	5	9	5.7	1	3	2	0	0	19	12.3	
Kent St.	11/17/2022	*	24:02	3-6	.500	2-3	.667	1-3	.333	1	1	2	4.8	3	5	2	1	4	9	11.5	
at Little Rock	11/20/2022	*	22:29	3-4	.750	3-4	.750	3-4	.750	1	2	3	4.4	2	4	1	0	1	12	11.6	
vs Northern Ariz.	11/24/2022	*	30:01	5-10	.500	0-1	.000	8-9	.889	1	5	6	4.7	4	4	4	0	2	18	12.7	
vs Clemson	11/25/2022	*	34:19	6-12	.500	2-5	.400	7-10	.700	0	5	5	4.7	4	2	6	0	2	21	13.9	
vs Kansas St.	11/26/2022	*	37:39	4-15	.267	2-10	.200	3-3	1.000	0	6	6	4.9	0	2	3	0	2	13	13.8	
Troy	12/01/2022	*	25:36	2-6	.333	2-6	.333	4-4	1.000	0	3	3	4.7	4	4	3	0	3	10	13.3	
at Creighton	12/17/2022	*	30:00	3-7	.429	2-3	.667	4-6	.667	1	1	2	4.4	4	3	3	0	0	12	13.2	
vs Oregon	12/20/2022	*	33:47	6-17	.353	3-8	.375	0-0	.000	1	2	3	4.3	3	1	1	0	1	15	13.4	
vs South Fla.	12/21/2022	*	41:28	6-17	.353	4-11	.364	4-5	.800	2	2	4	4.3	2	3	1	0	2	20	13.9	
LSU	12/29/2022	*	30:21	3-11	.273	2-7	.286	2-2	1.000	0	6	6	4.4	3	3	2	0	3	10	13.6	
at Kentucky	01/01/2023	*	26:22	3-8	.375	3-7	.429	2-2	1.000	1	1	2	4.2	4	4	2	0	0	11	13.4	
Florida	01/05/2023	*	30:20	3-10	.300	3-10	.300	7-8	.875	0	1	1	4.0	2	2	1	0	0	16	13.6	
at Missouri	01/08/2023	*	32:35	4-11	.364	1-3	.333	0-0	.000	3	2	5	4.1	4	2	4	0	0	9	13.3	
Vanderbilt	01/16/2023	*	32:46	3-7	.429	2-5	.400	8-10	.800	2	4	6	4.2	1	4	2	0	1	16	13.5	
at LSU	01/19/2023	*	32:53	4-10	.400	3-7	.429	0-0	.000	0	3	3	4.1	1	3	3	0	4	11	13.3	
at South Carolina	01/22/2023	*	28:36	2-10	.200	2-8	.250	1-2	.500	0	0	0	3.9	4	0	0	0	1	7	13.0	
Alabama	01/26/2023	*	39:02	2-10	.200	1-6	.167	8-10	.800	1	5	6	4.0	2	5	5	1	2	13	13.0	
Ole Miss	01/29/2023	*	41:41	3-10	.300	0-4	.000	6-8	.750	0	6	6	4.1	5	3	3	1	3	12	13.0	
at Auburn	02/05/2023	*	39:14	2-12	.167	1-8	.125	6-10	.600	0	4	4	4.1	4	0	1	0	3	11	12.9	
at Vanderbilt	02/09/2023	*	37:22	11-23	.478	4-11	.364	5-6	.833	0	3	3	4.0	4	1	2	1	3	31	13.7	
Missouri	02/12/2023	*	35:32	3-9	.333	1-4	.250	4-5	.800	1	2	3	4.0	4	1	2	1	3	11	13.5	
Tennessee	02/16/2023	*	29:22	1-6	.167	0-5	.000	3-3	1.000	1	4	5	4.0	3	5	2	0	5	5	13.2	
at Georgia	02/19/2023	*	31:28	1-7	.143	0-5	.000	1-1	1.000	2	2	4	4.0	3	6	3	0	0	3	12.8	
Totals			26	831:09	94-270	.348	48-152	.316	97-126	.770	23	82	105	4.0	69	77	60	5	50	333	12.8

Player Averages

Games Played	Minutes/game	Points/game	FG Pct	3FG Pct	FT Pct	Rebounds/game	Assists/game	Turnovers/game	Assist/Turnover ratio	Steals/game	Blocks/game
26	32.0	12.8	34.8	31.6	77.0	4.0	3.0	2.3	1.3	1.9	0.2

Stat	19-20	20-21	21-22	22-23	Career
Double Figure Pts	10	18	17	20	64
Double Figure Rebs	-	-	1	-	1
Double-Doubles	-	-	1	-	1
5 + Assists	3	2	6	3	14
5 + Blocks	-	-	-	-	-
5 + Steals	1	-	1	1	3
Led Team in Pts	3	1	8	3	15
Led Team in Reb	-	1	7	3	11
20 + Points	2	1	5	3	11
30+ Points	-	-	2	1	3

* Most Recent

CAREER STATISTICS

			Field Goals		3-Point		F-Throws		Rebounds										Scoring	
SEASON	TEAM	GP-GS	MIN/AVG	FG-FGA	FG%	3FG-3FGA	3FG%	FT-FTA	FT%	OFF	DEF	TOT	AVG	PF-FO	A	TO	BLK	STL	PTS	AVG
2019-20	Ark	32-32	720/22.5	107-216	.495	25-56	.446	60-77	.779	7	48	55	1.7	67-1	77	44	2	45	299	9.3
2020-21	Ark	28-28	801/28.6	101-256	.395	44-120	.367	78-97	.804	9	74	83	3.0	75-2	61	43	4	41	324	11.6
2021-22	Ark	28-28	845/30.2	126-307	.410	40-136	.294	99-125	.792	51	98	149	5.3	74-1	78	42	4	50	391	14.0
2022-23	Ark	26-26	831/32.0	94-270	.348	48-152	.316	97-126	.770	23	82	105	4.0	69-1	77	60	5	50	333	12.8
TOTAL		114-114	3197/28.0	428-1049	.408	157-464	.338	334-425	.786	90	302	392	3.4	285-5	293	189	15	186	1347	11.8



55 Emrie Ellis | So. | 6-3 | F | Vanoss, Okla. | Vanoss HS

ELLIS BENCHMARK STATS

Points	5	vs. Florida	1-5-23*
FG Made	2	at Little Rock	11-20-22
FG Att.	4	vs. Tennessee	2-16-23
3FG Made	1	vs. Tennessee	2-16-23*
3FG Att.	2	vs. Tennessee	2-16-23
FT Made	2	at Georgia	2-19-23*
FT Att.	2	at Georgia	2-19-23*
Off. Reb.	3	at Vanderbilt	2-9-23
Def. Reb.	3	at Georgia	2-19-23*
Rebounds	5	at Vanderbilt	2-9-23
Assists	1	vs. Missouri	2-12-23*
Blocks	1	at Auburn	2-5-23
Steals	1	at UAPB	11-7-22
Minutes	15	vs. Tennessee	2-16-23*

GAME NOTES

- Recorded two points and three rebounds in 13 minutes off the bench at Georgia
- Matched a season-high five points off a perfect shooting day against Florida
- Registered a season-high five points at Little Rock after going 2-of-3 from the field
- Blocked five shots against UAPB, the most by a freshman Razorback since 2014
- Played in 27 games off the bench in her debut season last year
- Best performance came against Auburn, tallying 11 points and five boards in 27 minutes
- VYPE Top 100 in all four of her high school seasons
- Led the state of Oklahoma in rebounds and blocks in 2018

WHO IS EMRIE ELLIS?

- Majoring in recreation and sport management
- Wears #55 because it was her dad's number
- Favorite thing to do in Fayetteville: swim or go to the lake
- Favorite game from last season: the team's win over Auburn
- Would tell people she wanted to be a nurse when she grew up

2022-23 SEASON HIGHS

Points	11	vs. Auburn	2-10-22
FG Made	4	vs. Auburn	2-10-22
FG Att.	7	vs. Auburn	2-10-22*
3FG Made	1	vs. Tennessee	2-16-23*
3FG Att.	3	vs. 1/1 SC	1-17-22*
FT Made	3	vs. Auburn	2-10-22
FT Att.	4	vs. Auburn	2-10-22
Off. Reb.	3	at Vanderbilt	2-9-23*
Def. Reb.	5	at Missouri	2-13-22
Rebounds	8	at Missouri	2-13-22
Assists	2	at Vanderbilt	1-6-22*
Blocks	5	vs. UAPB	11-12-21
Steals	1	at UAPB	11-7-22*
Minutes	27	vs. Auburn	2-10-22

CAREER HIGHS

Points	11	vs. Auburn	2-10-22
FG Made	4	vs. Auburn	2-10-22
FG Att.	7	vs. Auburn	2-10-22*
3FG Made	1	vs. Tennessee	2-16-23*
3FG Att.	3	vs. 1/1 SC	1-17-22
FT Made	3	vs. Auburn	2-10-22
FT Att.	4	vs. Auburn	2-10-22
Off. Reb.	3	at Vanderbilt	2-9-23*
Def. Reb.	5	at Missouri	2-13-22
Rebounds	8	at Missouri	2-13-22
Assists	2	vs. Vanderbilt	1-6-22*
Blocks	2	vs. Auburn	2-10-22
Steals	1	at Alabama	1-20-22
Minutes	27	vs. Auburn	2-10-22

SEC HIGHS

Stat	21-22	22-23	Career
Double Figure Pts	1	-	1
Double Figure Rebs	-	-	-
Double-Doubles	-	-	-
5+ Assists	-	-	-
5+ Blocks	1	-	1
5+ Steals	-	-	-
Led Team in Pts	-	-	-
Led Team in Reb	-	-	-
20+ Points	-	-	-
30+ Points	-	-	-

NOTABLES

* Most Recent

#55 ELLIS, Emrie

#35 EELS, Linn																					
Opponent	Date	GS	MIN	Total		3-Pointers		Free throws		Rebounds				PF	A	TO	BLK	STL	PTS	AVG	
				FG-FGA	PCT	3FG-3FGA	PCT	FT-FTA	PCT	OFF	DEF	TOT	AVG								
at Ark.-Pine Bluff	11/07/2022		15:24	0-2	.000	0-0	.000	0-0	.000	0	2	2	2.0	2	0	0	1	0	0	0.0	
Central Ark.	11/11/2022		12:53	0-1	.000	0-1	.000	0-0	.000	1	3	4	3.0	0	0	0	0	0	0	0.0	
Kent St.	11/17/2022		08:43	0-2	.000	0-1	.000	0-0	.000	0	1	1	2.3	1	0	0	0	0	0	0.0	
at Little Rock	11/20/2022		12:49	2-3	.667	1-1	1.000	0-0	.000	0	2	2	2.3	3	0	3	0	0	5	1.3	
vs Northern Ariz.	11/24/2022		01:57	0-0	.000	0-0	.000	0-0	.000	0	0	0	1.8	0	0	1	0	0	0	1.0	
vs Kansas St.	11/26/2022		02:11	0-0	.000	0-0	.000	0-0	.000	0	0	0	1.5	1	0	1	0	0	0	0.8	
Troy	12/01/2022		08:42	0-2	.000	0-1	.000	1-2	.500	0	0	0	1.3	1	0	0	0	0	1	0.9	
Oral Roberts	12/04/2022		08:33	1-3	.333	0-0	.000	0-0	.000	0	1	1	1.3	0	0	0	0	0	2	1.0	
Lamar University	12/08/2022		02:23	0-0	.000	0-0	.000	0-0	.000	0	0	0	1.1	0	0	0	0	0	0	0.9	
vs Oregon	12/20/2022		00:56	0-0	.000	0-0	.000	0-0	.000	0	1	1	1.1	0	0	0	0	0	0	0.8	
vs South Fla.	12/21/2022		02:31	0-0	.000	0-0	.000	0-0	.000	0	0	0	1.0	0	0	0	0	0	0	0.7	
LSU	12/29/2022		02:31	0-0	.000	0-0	.000	0-0	.000	0	0	0	0.9	0	0	0	0	0	0	0.7	
at Kentucky	01/01/2023		02:55	0-0	.000	0-0	.000	0-0	.000	0	1	1	0.9	0	0	0	0	0	0	0.6	
Florida	01/05/2023		03:42	1-1	1.000	1-1	1.000	2-2	1.000	0	1	1	0.9	0	0	0	0	0	5	0.9	
at South Carolina	01/22/2023		12:45	0-1	.000	0-1	.000	0-0	.000	0	0	0	0.9	1	0	0	0	0	0	0.9	
at Auburn	02/05/2023		09:48	0-1	.000	0-1	.000	0-0	.000	0	2	2	0.9	0	0	0	1	0	0	0.8	
at Vanderbilt	02/09/2023		14:27	0-2	.000	0-0	.000	0-2	.000	3	2	5	1.2	3	1	1	0	0	0	0.8	
Missouri	02/12/2023		08:16	0-1	.000	0-1	.000	0-0	.000	0	3	3	1.3	1	1	0	0	0	0	0.7	
Tennessee	02/16/2023		15:13	1-4	.250	1-2	.500	0-0	.000	0	1	1	1.3	1	0	0	0	0	3	0.8	
at Georgia	02/19/2023		12:57	0-0	.000	0-0	.000	2-2	1.000	0	3	3	1.4	1	0	0	0	0	2	0.9	
Totals			0	159:35	5-23	.217	3-10	.300	5-8	.625	4	23	27	1.4	15	2	6	1	1	18	0.9

Player Averages

Games Played	Minutes/game	Points/game	FG Pct	3FG Pct	FT Pct	Rebounds/game	Assists/game	Turnovers/game	Assist/Turnover ratio	Steals/game	Blocks/game
20	8.0	0.9	21.7	30.0	62.5	1.4	0.1	0.3	0.3	0.1	0.1

CAREER STATISTICS

				Field Goals		3-Point		F-Throws		Rebounds										Scoring	
SEASON	TEAM	GP-GS	MIN/AVG	FG-FGA	FG%	3FG-3FGA	3FG%	FT-FTA	FT%	OFF	DEF	TOT	AVG	PF-FO	A	TO	BLK	STL	PTS	AVG	
2021-22	Ark	27-0	293/10.9	33-85	.388	3-24	.125	9-13	.692	19	37	56	2.1	40-1	15	22	22	2	78	2.9	
2022-23	Ark	20-0	160/8.0	5-23	.217	3-10	.300	5-8	.625	4	23	27	1.4	15-0	2	6	1	1	18	0.9	
TOTAL		47-0	453/9.6	38-108	.352	6-34	.176	14-21	.667	23	60	83	1.8	55-1	17	28	23	3	96	2.0	

#SIDEBYSIDE



Official Basketball Box Score - Final
Arkansas at Ark-Pine Bluff
11/07/22 H.O. Clemmons Arena, Pine Bluff
2022-23 Women's Basketball

Game Time: 6:00 PM
Game Duration: 4:04
Attendance: 3,128

Officials: Eric Baker, LaShonda Kidd, Randy Robertson

Arkansas - 70

Record: 2-9

NO. Name		Min	FG M-A	3P M-A	FT M-A	Rebounds OR DR TOT	Fouls PF FD	TP	AS	TO	ST	Blocks BS BA	+/-
4 Erynn Barnum	F	25:04	6-14	0-0	3-13	6 5 11	2 9	15	1	2	4	0	2
0 Saylor Poffenbarger	G	27:35	3-14	2-9	3-6	2 6 8	1 4	11	2	2	0	1	23
2 Samara Spencer	G	31:00	6-16	1-7	2-8	0 4 4	4 4	15	4	1	0	0	18
34 Chrissy Carr	G	19:49	3-8	2-5	2-2	2 1 3	0 1	10	0	0	0	0	23
43 Makayla Daniels	G	23:11	0-5	0-0	4-5	1 5 6	1 6	4	1	2	0	1	29
11 Rylee Langerman		22:50	1-1	0-0	2-4	4 2 6	3 3	4	0	2	4	0	0
24 Jersey Wollenbarger		20:37	2-7	0-0	3-4	4 3 7	1 2	7	0	2	1	0	-2
30 Maryam Dauda		14:30	1-3	0-0	2-4	2 1 3	4 2	4	1	1	1	0	1
55 Emrie Ellis		15:24	0-2	0-0	0-0	0 2 2	2 0	0	0	0	1	0	-10
Team						3 3 6		0					
Totals			22-70	5-21	21-46	24 32 56	18 31	70	9	12	12	2 5	20

Technical Fouls: NONE

Shooting By Period		
1 st FG%	6-16	37.5%
3PT%	2-8	25.0%
FT%	1-6	16.7%
2 nd FG%	9-24	37.5%
3PT%	3-5	60.0%
FT%	6-15	40%
3 rd FG%	5-13	38.5%
3PT%	0-2	0.0%
FT%	9-17	52.9%
4 th FG%	2-17	11.8%
3PT%	0-6	0.0%
FT%	5-8	62.5%
GM FG%	22-70	31.4%
3PT%	5-21	23.8%
FT%	21-46	45.7%

Dead Ball Rebounds: 13, 0

Ark-Pine Bluff - 50

Record: 0-2

NO.	Name	Min	FG M-A	3P M-A	FT M-A	Rebounds OR DR TOT	Fouls PF FD	TP	AS	TO	ST	Blocks BS BA	+/-
23	Maori Davenport	C 27:57	3-10	0-1	9-13	6 8 14	3 7	15	2	4	3	2 1 2	
2	Shayla Bouie	G 18:12	2-2	0-0	1-4	1 1 2	4 3	5	0	3	0	0 0 1	
5	Jellisa Reese	G 17:06	1-4	0-1	2-2	0 3 3	4 2	4	0	0	0	0 0 -23	
15	Coriah Beck	G 30:06	3-12	1-5	1-2	0 2 2	3 1	8	0	3	0	0 0 -13	
24	Raziya Potter	G 25:38	3-10	0-1	0-2	2 2 4	1 4	6	2	4	0	1 1 -11	
21	Takaylyn Busby	12:53	0-1	0-1	0-0	1 3 4	1 0	0	0	1	0	0 0 -12	
54	Maya Peat	14:53	0-4	0-2	0-2	1 3 4	3 1	0	0	4	0	1 0 -19	
3	Demetria Shephard	12:07	1-6	1-3	0-0	0 2 2	3 0	3	0	0	0	0 0 -14	
11	Tia Morgan	17:08	1-4	1-2	0-0	1 1 2	3 2	3	0	2	0	0 0 0	
10	Azaria Robinson	02:35	0-0	0-0	0-0	0 0 0	0 0	0	0	0	0	0 0 -1	
33	Breazia Robinson	01:01	0-0	0-0	0-0	0 0 0	0 0	0	0	0	0	0 0 0	
4	Kourtney Rittenberry	11:58	2-4	0-1	0-0	0 6 6	2 0	4	0	1	1	1 0 -6	
1	Markisha Body	06:46	1-1	0-0	0-0	0 1 1	2 0	2	0	0	0	0 0 -3	
32	Stephanie Okowi	01:40	0-0	0-0	0-0	0 0 0	0 1	0	0	0	0	0 0 -3	
Team						2 3 5		0					
Totals			17-58	3-17	13-25	14 35 49	32 18	50	4	22	4	5 2 -20	

Technical Fouls: Reese 3rd 6:36

Shooting By Period		
1 st FG%	3-14	21.4%
3PT%	1-4	25.0%
FT%	3-4	75%
2 nd FG%	2-13	15.4%
3PT%	0-7	0.0%
FT%	3-8	37.5%
3 rd FG%	5-13	38.5%
3PT%	1-3	33.3%
FT%	7-13	53.8%
4 th FG%	7-18	38.9%
3PT%	1-3	33.3%
FT%	0-0	0%
GM FG%	17-58	29.3%
3PT%	3-17	17.6%
FT%	13-25	52.0%

Dead Ball Rebounds: 7, 1

	ARK	UAPB
Biggest lead	34 (3 rd 2:48)	1 (1 st 6:41)
Best Scoring Run	17(2 nd 6:19)	12(4 th 7:28)
Lead Changes	2	
Times Tied	0	
Time with Lead	37:44	01:20

Points from	ARK	UAPB
Turnovers	18	7
Paint	32	24
Second Chance	15	11
Fast Breaks	16	8
Bench	15	12

Period by Period Scoring					
	1st	2nd	3rd	4th	TOT
ARK	15	27	19	9	70
UAPB	10	7	18	15	50



Official Basketball Box Score - Final
Central Ark. at Arkansas
11/11/22 Bud Walton Arena, Fayetteville
2022-23 Women's Basketball

Game Time: 10:30 AM
Game Duration: 1:56
Attendance: 7,410

Officials: Brian Hall, Kristen Bel, Kaz Beverley

Central Ark. - 34

Record: 0-2

NO.	Name		Min	FG M-A	3P M-A	FT M-A	Rebounds OR DR TOT	Fouls PF FD	TP	AS	TO	ST	Blocks BS BA	+/-
11	Kyjai Miles	F	20:24	2-7	0-0	0-2	2 3 5	3 2 4	0	1	0	0	1	-24
1	Kinley Fisher	G	24:15	3-9	1-5	0-0	0 3 3	0 0 7	0	2	1	0	0	-22
10	Gloria Fornah	G	25:35	0-4	0-0	2-4	2 4 6	5 2 2	0	2	0	2	0	-4
12	Siera Carter	G	09:57	0-2	0-1	2-3	0 1 1	2 2 2	0	2	1	0	0	-14
20	Kayla Mitchell	G	19:34	2-3	1-2	0-0	0 2 2	5 1 5	1	4	0	0	0	-14
3	Randrea Wright		19:37	0-5	0-3	1-2	0 1 1	2 2 1	1	3	0	0	0	-24
15	Parris Atkins		31:39	3-16	0-5	1-4	1 4 5	2 3 7	1	1	1	1	0	-30
43	Jenny Peakie		11:05	0-5	0-3	0-0	3 1 4	1 0 0	0	0	0	1	0	-7
30	Keerra Peakie		27:48	2-3	0-0	2-4	4 5 9	4 2 6	0	2	1	1	0	-22
5	Lashiyah Fowler		06:33	0-1	0-0	0-0	0 0 0	2 0 0	0	0	0	0	0	-8
2	Leah Perry		01:41	0-0	0-0	0-0	0 0 0	0 0 0	0	0	0	0	0	-4
4	Jada Wilmington		01:52	0-0	0-0	0-0	0 1 1	0 0 0	0	0	0	0	0	0
	Team			12-55	2-19	8-19	14 27 41	26 14	3	18	5	1	6	-38

Technical Fouls: NONE

Dead Ball Rebounds: 5, 2

Arkansas - 72

Record: 2-0

NO. Name		Min	FG M-A	3P M-A	FT M-A	Rebounds OR DR TOT	Fouls PF FD	TP	AS	TO	ST	Blocks BS BA	+/-
4 Eryn Barnum	F	22:29	5-8	0-1	9-9	4 5 9	2 5	19	2	1	0	3	22
0 Saylor Poffenbarger	G	30:24	0-5	0-3	2-4	0 7 7	1 2	1	2	0	2	0	31
2 Samara Spencer	G	18:51	1-5	0-2	3-7	0 2 2	3 5	5	3	2	0	0	20
34 Chrissy Carr	G	25:25	2-8	2-6	2-2	0 8 8	1 1	8	0	3	1	0	20
43 Makayla Daniels	G	24:18	5-8	1-2	3-6	0 2 2	0 6	14	0	4	0	0	23
11 Rylee Langerman	G	24:26	3-5	2-4	1-3	0 4 4	2 2	9	0	1	0	0	19
24 Jersey Wollenbarger		20:20	2-6	1-3	0-1	0 1 1	2 2	5	0	0	0	0	18
30 Maryam Dauda		17:06	4-6	0-0	2-3	3 2 5	3 3	10	0	2	1	1	07
55 Emrie Ellis		12:53	0-1	0-1	0-0	1 3 4	0 0	0	0	0	0	0	17
20 Karley Johnson		02:37	0-0	0-0	0-0	0 0 0	0 0	0	0	0	1	0	3
21 Loren Lindsey		01:11	0-0	0-0	0-0	0 0 0	0 0	0	0	0	0	0	0
Team						1 1 2		0		0			
Totals		22:52	6-22	22-35	9 35 44	14 26	72	10	11	7	6	1	38

Technical Fouls: NONE

Dead Ball Rebounds: 5, 0

	UCA	ARK
Biggest lead	2 (1 st 8:51)	40 (4 th 0:56)
Best Scoring Run	3 (3 rd 8:17)	15 (4 th 0:56)
Lead Changes		
Times Tied	2	
Time with Lead	01:06	37:29

Points from	UCA	ARK
Turnovers	2	16
Paint	14	32
Second Chance	3	5
Fast Breaks	3	7
Bench	14	24

Period by Period Scoring					
	1st	2nd	3rd	4th	TOT
UCA	9	5	10	10	34
ARK	16	19	17	20	72



Official Basketball Box Score - Final
Tulsa at Arkansas
11/14/22 Bud Walton Arena, Fayetteville
2022-23 Women's Basketball

Game Time: 7:00 PM
Game Duration: 2:54
Attendance: 2,511

Officials: Dee Karler, Michael McConnell, Talisa Green

Tulsa - 70

Record: 2-1

NO. Name	Min	FG M-A	3P M-A	FT M-A	Rebounds OR DR TOT	Fouls PF FD	TP	AS	TO	ST	BS BA	+/-
2 Temira Poindexter	F 36:10	9-18	2-7	1-2	0 3 3	1 4	21	3	2	0	0 1	-3
20 Katelyn Levings	F 27:38	5-10	1-4	0-0	3 4 7	5 2	11	1	1	0	4 0	1
0 Katia Gallegos	G 11:55	0-0	0-0	0-0	0 2 2	1 1	0	4	1	0	0 0	0
10 Maya Mayberry	G 34:06	6-11	4-6	1-4	0 4 4	3 5	17	2	3	2	0 0	-3
11 Maddie Bittle	G 28:50	3-10	2-4	0-0	1 4 5	4 1	8	3	6	0	0 0	-2
5 Delanie Crawford	24:47	2-5	2-4	1-2	0 3 3	4 1	7	3	0	0	0 0	-10
35 Athray Young	23:21	1-6	0-3	1-4	0 2 2	1 2	3	1	1	2	0 1	-10
13 Jessika Evans	09:51	1-1	1-1	0-0	0 2 2	4 0	3	0	2	0	0 0	-9
30 Caroline Lyles	02:37	0-0	0-0	0-0	1 1 1	1 0	0	0	1	0	0 0	-6
1 Cam Mathews	00:10	0-0	0-0	0-0	0 0 0	0 0	0	0	0	0	0 0	-1
21 Hadley Periman	00:35	0-0	0-0	0-0	0 0 0	0 0	1	0	0	0	0 0	-2
Team					0 6 6		0					
Totals		27-61	12-29	4-12	4 31 35	25 16	70	17	17	4	4 2	-9

Technical Fouls: NONE

Shooting By Period		
1 st FG%	6-17	35.3%
3PT%	2-7	28.6%
FT%	1-2	50%
2 nd FG%	7-14	50.0%
3PT%	4-7	57.1%
FT%	1-6	16.7%
3 rd FG%	4-13	30.8%
3PT%	4-8	50.0%
FT%	2-4	50%
4 th FG%	10-17	58.8%
3PT%	2-7	28.6%
FT%	0-0	0%
GM FG%	27-61	44.3%
3PT%	12-29	41.4%
FT%	4-12	33.3%

Dead Ball Rebounds: 6, 4

Arkansas - 79

Record: 3-0

NO. Name	Min	FG M-A	3P M-A	FT M-A	Rebounds OR DR TOT	Fouls PF FD	TP	AS	TO	ST	Blocks BS BA	+/-
4 Erynn Barnum	F 30:32	10-12	0-0	7-12	3 5 8	3 7	27	0	1	2	1 1 3	
0 Saylor Poffenbarger	G 28:35	1-4	0-2	0-0	2 8 10	4 2	2	3	0	1	0 0 13	
2 Samara Spencer	G 39:04	3-16	3-11	4-6	0 3 3	2 9	13	4	2	0	0 2 7	
34 Chrissy Carr	G 22:32	1-9	1-8	0-0	2 4 6	0 1	3	0	2	0	1 0 7	
43 Makayla Daniels	G 36:43	6-19	4-9	3-4	4 5 9	1 3	19	3	2	0	0 1 5	
11 Rylee Langerman	22:35	2-7	2-5	4-6	2 3 5	3 3	10	1	0	4	0 0 1	
30 Maryam Dauda	09:28	1-2	1-2	0-0	2 1 3	1 0	3	0	2	0	0 0 6	
24 Jersey Wolfenbarger	10:31	1-3	0-2	0-0	0 0 0	2 0	2	0	0	0	0 0 3	
Team				2 1 3			0	0				
Totals		25-72	11-39	18-28	17 30 47	16 25	79	11	9	7	2 4 9	



Official Basketball Box Score - Final
Arkansas at Little Rock
11/20/22 Jack Stephens Center, Little Rock
2022-23 Women's Basketball

Game Time: 1:00 PM
Game Duration: 1:56
Attendance: 2,879

Officials: Ty Bitts, Nadi Carey, Daniel Drake

Arkansas - 93 Record: 5-9

NO. Name	Min	FG M-A	3P M-A	FT M-A	Rebounds OR DR TOT	Fouls PF FD	TP	AS	TO	ST	Blocks BS BA	+/-
4 Erynn Barnum	F 20:40	5-5	0-0	5-6	0 9 9	3 4	15	1	5	0	1 0	23
0 Saylor Poffenbarger	G 27:53	3-4	0-1	3-4	0 9 9	3 4	9	1	3	0	0 0	32
2 Samara Spencer	G 30:08	4-9	0-4	3-4	0 7 7	1 4	11	6	6	0	0 0	39
34 Chrissy Carr	G 23:57	7-10	4-6	4-4	1 1 2	2 2	22	0	2	0	0 0	39
43 Makayla Daniels	G 22:29	3-4	3-4	3-4	1 2 3	2 5	12	4	1	1	0 0	34
11 Rylee Langerman	13:45	1-1	0-0	1-2	0 0 0	1 1	3	0	0	0	0 0	15
24 Jersey Wolfenbarger	17:05	2-6	1-2	1-2	1 4 5	1 1	6	1	0	0	0 0	20
30 Maryam Dauda	14:55	3-5	1-1	0-0	1 3 4	4 0	7	2	1	1	0 0	13
55 Emrie Ellis	12:49	2-3	1-1	0-0	0 2 2	3 0	5	0	3	0	0 0	9
22 Avery Hughes	05:04	0-1	0-0	2-2	0 0 0	2 1	2	0	0	0	0 0	-4
20 Karley Johnson	06:19	0-0	0-0	1-2	0 0 0	0 1	1	1	1	0	0 0	1
21 Loren Lindsey	04:56	0-0	0-0	0-0	0 0 0	0 0	0	0	0	0	0 0	5
Team					1 3 4		0	0				
Totals		30-48	10-19	23-30	5 40 45	22 23	93	16	22	3	2 0	44

Technical Fouls:NONE

Dead Ball Rebounds: 4, 0

Shooting By Period	1st	2nd	3rd	4th	FT	GM FG%
1st FG%	8-11	72.7%				
3PT%	2-3	66.7%				
FT%	2-4	50%				
2nd FG%	7-12	58.3%				
3PT%	2-5	40.0%				
FT%	8-10	80%				
3rd FG%	8-13	61.5%				
3PT%	4-9	44.4%				
FT%	5-6	83.3%				
4th FG%	7-12	58.3%				
3PT%	2-2	100.0%				
FT%	8-10	80%				
GM FG%	30-48	62.5%				
3PT%	10-19	52.6%				
FT%	23-30	76.7%				



Official Basketball Box Score - Final
Northern Ariz. at Arkansas
11/24/22 UVI Sports and Fitness Center, Charlotte Amalie, USVI
2022 Paradise Jam Women's Basketball REEF DIVISION

Game Time: 6:45 PM
Game Duration: 2:00

Officials: Tim Resch, Tommi Pars, Sarah Williams

Northern Ariz. - 73 Record: 3-3

NO.	Name	Min	FG M-A	3P M-A	FT M-A	Rebounds OR DR TOT	Fouls PF FD	TP	AS	TO	ST	Blocks BS BA	+/-
2	Nyah Moran	F 20:20	6-12	2-6	2-4	1 0 1	4 5	16	2	5	3	1	0
12	Sophie Glancey	F 23:06	0-5	0-1	0-0	2 3 5	5 1	0	0	3	0	0	-10
25	Montana Oltrogge	F 31:03	1-9	0-4	0-0	1 10 11	3 0	2	1	5	0	2	-10
1	Regan Schenck	G 35:44	3-8	1-3	4-4	0 5 5	4 2	11	5	7	1	0	-4
21	Emily Rodabaugh	G 38:11	6-13	4-8	0-0	0 6 6	3 1	16	0	2	3	0	-2
22	Olivia Moran	G 20:35	6-9	3-3	2-2	2 0 2	5 3	17	0	3	0	0	-4
45	Fatoumata Jaiteh	16:54	3-3	0-0	2-2	1 2 3	3 4	8	1	1	1	1	0
5	Taylor Feldman	10:05	1-2	0-0	0-0	0 0 0	3 0	2	1	1	0	0	-7
4	Mary McMorris	04:02	0-1	0-0	1-2	1 0 1	2 1	1	0	1	0	0	-4
Team						0 4 4		0	0				
Totals			26-62	10-25	11-14	8 30 38	32 17	73	10	28	9	2 4	-9

Technical Fouls:NONE

Dead Ball Rebounds: 1, 1

Shooting By Period	1st	2nd	3rd	4th	FT	GM FG%
1st FG%	6-14	42.9%				
3PT%	1-5	20.0%				
FT%	5-5	100%				
2nd FG%	4-12	33.3%				
3PT%	2-4	50.0%				
FT%	2-4	50%				
3rd FG%	6-15	40.0%				
3PT%	3-7	42.9%				
FT%	2-4	50%				
4th FG%	10-21	47.6%				
3PT%	4-9	44.4%				
FT%	3-3	100%				
GM FG%	26-62	41.9%				
3PT%	10-25	40.0%				
FT%	11-14	78.6%				

Arkansas - 82 Record: 6-9

NO. Name		Min	FG M-A	3P M-A	FT M-A	Rebounds OR DR TOT	Fouls PF FD	TP	AS	TO	ST	Blocks BS BA	+/-	
4 Erynn Barnum	F	23:03	3-9	0-1	1-2	3 4 7	3 3 3	7	2	2	2	0	1	-12
0 Saylor Poffenbarger	G	31:41	4-10	2-6	3-4	2 3 5	3 3 3	13	2	4	1	1	0	-1
2 Samara Spencer	G	39:29	10-21	3-7	4-6	0 4 4	1 10 27	2	2	4	0	0	0	7
34 Chrissy Carr	G	25:46	2-8	0-4	3-4	3 4 7	3 4 7	7	0	2	0	0	0	-9
43 Makayla Daniels	G	30:01	5-10	0-1	8-9	1 5 6	4 8 18	4	4	4	2	0	0	9
11 Rylee Langerman		20:56	1-3	0-1	1-2	0 2 2	1 1 3	1	1	0	0	0	0	17
24 Jersey Wolfenbarger		10:44	1-4	0-2	0-1	1 3 4	1 1 2	0	0	0	0	0	0	11
30 Maryam Dauda		16:23	2-3	0-1	1-2	2 2 4	1 2 5	1	2	0	0	3	0	23
55 Emrie Ellis		01:57	0-0	0-0	0-0	0 0 0	0 0 0	0	0	1	0	0	0	0
Team						0 3 3		0	0					
Totals			28-68	5-23	21-30	12 30 42	18 32 82	12	18	9	4	2	9	

Technical Fouls:Coach 3rd 2:22

Dead Ball Rebounds: 6, 0

Shooting By Period	1st	2nd	3rd	4th	FT	GM FG%
1st FG%	8-23	34.8%				
3PT%	2-11	18.2%				
FT%	2-4	50%				
2nd FG%	5-14	35.7%				
3PT%	2-6	33.3%				
FT%	6-8	75%				
3rd FG%	8-16	50.0%				
3PT%	0-2	0.0%				
FT%	7-10	70%				
4th FG%	7-15	46.7%				
3PT%	1-4	25.0%				
FT%	6-8	75%				
GM FG%	28-68	41.2%				
3PT%	5-23	21.7%				
FT%	21-30	70.0%				

NAU ARK

Biggest lead	4 (1 st 4:09)	18 (3 rd 0:18)
Best Scoring Run	6 (2 nd 8:58)	12 (2 nd 0:01)
Lead Changes	9	5
Times Tied	2	20
Time with Lead	10:10	28:08

Points from Turnovers	19	29
Paint	30	44
Second Chance	5	10
Fast Breaks	20	9
Bench	28	10



Official Basketball Box Score - Final
Arkansas at Clemson
11/25/22 UVI Sports and Fitness Center, Charlotte Amalie, USVI
2022-23 Women's Basketball

Game Time: 9:35 PM
Game Duration: 2:06
Attendance: 1,724

Officials: Mark McClenny, Brandon Entenrie, Whitney Armstrong

Arkansas - 76 Record: 7-9

NO. Name	Min	FG M-A	3P M-A	FT M-A	Rebounds OR DR TOT	Fouls PF FD	TP	AS	TO	ST	BS BA	+/-
4 Erynn Barnum	F 25:33	4-5	0-0	6-9	2 7 9	1 6	14	1	1	5	1 0	28
0 Saylor Poffenbarger	G 37:48	5-8	2-4	3-4	0 9 9	2 2	15	1	4	1	0 0	14
2 Samara Spencer	G 27:30	1-5	0-2	1-6	0 5 5	3 3	6	8	0	0	1 14	
34 Chrissy Carr	G 30:43	6-13	5-10	2-2	1 3 4	3 2	19	1	1	1	0 0	14
43 Makayla Daniels	G 34:19	6-12	2-5	7-10	1 5 5	4 8	21	2	6	2	0 0	18
11 Rylee Langerman	18:49	1-1	0-0	1-2	0 0 0	4 1	3	0	0	0	0 4	
24 Jersey Wolfenbarger	10:51	0-2	0-2	1-2	1 3 4	1 1	1	1	2	0	0 -8	
30 Maryam Dauda	14:27	0-2	0-0	0-0	2 1 3	0 1	0	0	0	0	0 -14	
Team					3 2 5		0	1				
Totals		23-48	9-23	21-35	9 35 44	19 26	76	12	23	9	1 1	14

Technical Fouls:Daniels 4th 4:04Daniels 4th 4:04Coach 4th 4:04

Shooting By Period	1st	2nd	3rd	4th	FT	GM FG%
1st FG%	4-12	33.3%				
3PT%	2-5	40.0%				
FT%	5-6	83.3%				
2nd FG%	3-12	25.0%				
3PT%	1-8	12.5%				
FT%	2-7	28.6%				
3rd FG%	10-16	62.5%				
3PT%	2-5	40.0%				
FT%	3-4	75%				
4th FG%	6-8	75.0%				
3PT%	4-5	80.0%				
FT%	11-18	61.1%				
GM FG%	23-48	47.9%				
3PT%	9-23	39.1%				
FT%	21-35	60.0%				

Dead Ball Rebounds: 5, 0

Clemson - 62 Record: 3-3

NO. Name		Min	FG M-A	3P M-A	FT M-A	Rebounds OR DR TOT	Fouls PF TD	TP	AS	TO	ST	Blocks BS BA	+/-	
5 Amari Robinson	F	25:09	3-11	1-3	0-0	2 3 5	4 1	7	1	4	1	0	0	-5
12 Hannah Hank	C	31:25	2-4	2-3	3-4	1 8 9	4 4	9	0	1	1	0	0	-13
2 Daisha Bradford	G	20:32	3-10	0-3	1-2	0 0 0	5 3	7	3	1	0	0	0	-8
22 Ruby Whitehorn	G	27:32	4-11	0-1	2-3	1 4 5	4 3	10	2	4	0	0	0	-12
24 Ale'Jah Douglas	G	19:55	5-11	2-4	1-4	1 2 3	5 2	13	0	5	3	0	2	2
0 Brie Perpignan		24:44	1-6	0-2	2-2	1 1 2	1 2	4	4	0	3	0	0	-16
3 Makayla Elmore		17:15	1-1	0-0	1-2	3 1 0	3	1	0	1	0	1	0	-10
15 Kionna Gaines		12:28	2-5	0-0	0-0	1 2 3	1 1	4	0	1	0	0	0	-1
30 Madi Ott		14:49	1-4	1-4	0-0	0 0 0	1 0	3	1	0	0	0	0	-7
21 Eno Iiyang		06:11	1-1	0-0	0-0	0 1 1	1 0	2	0	1	0	0	0	0
Team						1 2 3		0	0					
Totals			23-64	7-21	9-15	9 25 34	27 16	62	12	17	9	1 1	1	-14

Technical Fouls:Bradford 4th 4:04

Shooting By Period		
1 st	FG: 7-16	43.8%
	3PT: 1-6	16.7%
	FT: 0-2	0%
2 nd	FG: 4-15	26.7%
	3PT: 0-4	0.0%
	FT: 1-2	50%
3 rd	FG: 5-13	38.5%
	3PT: 1-3	33.3%
	FT: 2-2	100%
4 th	FG: 7-20	35.0%
	3PT: 5-8	62.5%
	FT: 6-9	66.7%
GM FG	23-64	35.9%
3PT	7-21	33.3%
FT	9-15	60.0%
Dead Ball Rebounds: 3.0		

#SIDEBYSIDE



Official Basketball Box Score - Final
Troy at Arkansas
12/01/22 Bud Walton Arena, Fayetteville
2022-23 Women's Basketball

Game Time: 7:00 PM
Game Duration: 2:02
Attendance: 3,019

Officials: William (Bily) Smith, Meadow Overstreet, Teresa Luck

Troy - 70

Record: 3-4

NO. Name	Min	FG M-A	3P M-A	FT M-A	Rebounds OR DR TOT	Fouls PF FD	TP	AS	TO	ST	Blocks BS BA	+/-
10 Tai'Sheka Porchia	F 24:52	3-10	0-0	4-5	1 4 5	1 3	10	1	3	1	1 1	-1
11 Ja'Mia Hollings	F 24:28	4-9	0-1	0-0	3 5 8	2 0	8	1	3	1	0 0	-24
3 Makayia Hallmon	G 25:13	9-23	4-7	3-4	0 1 1	3 2	25	1	1	0	0 0	-17
5 Jada Walton	G 21:37	4-13	2-5	0-1	4 0 4	1 2	10	2	1	0	0 0	-16
22 Sharonica Hartsfield	G 15:32	0-2	0-2	4-6	2 0 2	5 4	4	1	2	0	0 0	-11
12 Nia Daniel	13:55	1-4	0-2	0-0	2 2 4	0 0	2	0	1	0	1 0	2
20 Janean Camp	15:47	1-5	0-0	1-2	3 7 10	4 2	3	0	5	1	2 1	-9
4 Jashanti Simmons	08:13	0-0	0-0	1-2	3 0 3	2 0	0	1	0	0	0 0	1
0 Gabbi Cartagena	14:45	1-4	0-3	1-1	1 1 2	1 2	3	0	0	0	0 0	5
1 Mary Delgado	13:33	2-3	1-1	0-0	0 1 1	3 1	5	3	2	1	0 0	-2
21 Ke'Aja Williams	10:44	0-0	0-0	0-0	1 3 4	2 0	0	0	0	0	1 0	1
23 Shaniah Nunn	06:52	0-2	0-1	0-2	1 2 3	0 1	0	0	2	0	0 0	-6
31 Jamila Nansombi-Gunter	04:48	0-1	0-0	0-0	1 0 1	0 0	0	0	0	0	0 0	-8
Team					4 1 5		0	1				
Totals	25:77	7-22	13-21	24	29	53	25	17	70	10	21 5	5 3 -17

Technical Fouls: Coach 2nd 3rd 5th Hallmon 4th 0:01

Dead Ball Rebounds: 4, 3

Arkansas - 87

Record: 9-0

NO. Name	Min	FG M-A	3P M-A	FT M-A	Rebounds OR DR TOT	Fouls PF FD	TP	AS	TO	ST	Blocks BS BA	+/-
4 Erynn Barnum	F 19:10	8-9	0-1	2-2	3 5 8	1 2	18	2	1	2	0 0	12
0 Saylor Poffenbarger	G 24:18	3-8	1-4	2-2	0 3 3	1 3	9	5	3	0	1 0	1
2 Samara Spencer	G 27:47	8-15	3-8	0-3	0 3 3	1 4	19	6	3	1	0 0	26
3 Chrissy Carr	G 25:43	5-14	2-9	2-2	1 2 3	2 1	14	0	0	1	0 0	23
43 Makayia Daniels	G 25:36	2-6	2-6	4-4	0 3 3	4 7	10	4	3	3	0 0	10
11 Rylee Langerman	15:55	0-2	0-2	1-2	1 4 5	2 2	1	3	2	0	0 0	20
24 Jersey Wollenbarger	20:46	4-7	3-5	0-2	2 1 3	1 1	11	0	0	1	2 0	9
30 Maryam Dauda	20:50	0-6	0-1	0-0	0 7 7	4 1	0	0	1	0	0 0	5
55 Emrie Ellis	08:42	0-2	0-1	1-2	0 0 0	1 1	1	0	0	0	0 0	-10
20 Karley Johnson	05:38	0-0	0-0	0-0	1 0 1	0 0	0	0	0	0	0 0	1
22 Avery Hughes	03:22	1-1	0-0	2-2	0 0 0	0 0	1	4	0	0	0 0	-6
21 Loren Lindsey	02:13	0-0	0-0	0-0	0 0 0	0 0	0	0	0	0	0 0	-1
Team					2 3 5		0	1				
Totals	31:70	11-37	14-21	10	31	41	19	23	87	20	14 8	3 5 17

Technical Fouls: Coach 3rd 1:43 Coach 4th 0:01

Dead Ball Rebounds: 4, 1

	TROY	ARK
Biggest lead	0 (1 st 10:00)	27 (3 rd 4:18)
Best Scoring Run	6 (4 th 5:38)	9 (2 nd 2:54)
Lead Changes	0	
Times Tied	3	
Time with Lead	00:00	38:50

Points from Turnovers	TROY	ARK
Paint	20	40
Second Chance	14	9
Fast Breaks	17	20
Bench	13	17

Period by Period Scoring	1st	2nd	3rd	4th	TOT
TROY	17	7	20	26	70
ARK	27	17	23	20	87



Official Basketball Box Score - Final
Oral Roberts at Arkansas
12/04/22 Bud Walton Arena, Fayetteville
2022-23 Women's Basketball

Game Time: 2:00 PM
Game Duration: 1:48
Attendance: 2,947

Officials: Katie Lukanich, Sal Esho, Eric Baker

Oral Roberts - 58

Record: 2-7

NO. Name	Min	FG M-A	3P M-A	FT M-A	Rebounds OR DR TOT	Fouls PF FD	TP	AS	TO	ST	Blocks BS BA	+/-
22 Ruthie Udumoh	F 32:26	0-8	0-2	4-6	2 3 5	4 3	0	4	0	0	0 2	-34
32 Tirzah Moore	F 32:17	7-12	0-0	2-2	5 6 11	3 3	16	0	1	0	2 3	-40
2 Hannah Cooper	G 38:07	7-19	0-1	1-3	0 3 3	4 3	15	4	4	4	0 4	-36
11 Ariel Walker	G 24:06	4-11	1-5	4-6	3 2 5	2 4	13	0	1	2	0 0	-21
14 Delaney Nix	G 25:41	1-8	0-7	0-0	0 3 3	1 0	2	1	0	0	0 0	-21
20 Lauren Ramey	16:29	1-6	0-5	0-0	0 3 3	0 0	2	0	0	0	1 0	-9
30 Sara Rodrigues	19:51	1-4	1-3	3-4	0 4 4	3 3	6	1	1	0	0 0	0
23 Talia Pogi	09:10	0-3	0-3	0-0	0 1 1	1 0	0	0	1	0	0 0	-12
1 Maggie Sockey	01:53	0-0	0-0	0-0	0 0 0	1 0	0	0	1	0	0 0	-2
Team					2 4 6		0	1				
Totals	21:71	2-26	14-21	12	29	41	19	16	58	6	13 6	3 9 -34

Technical Fouls: NONE

Dead Ball Rebounds: 3, 0

Arkansas - 92

Record: 10-0

NO. Name	Min	FG M-A	3P M-A	FT M-A	Rebounds OR DR TOT	Fouls PF FD	TP	AS	TO	ST	Blocks BS BA	+/-
4 Erynn Barnum	F 19:43	3-5	0-0	0-0	2 3 5	3 0	6	4	1	0	1 0	14
0 Saylor Poffenbarger	G 26:09	5-11	1-3	3-4	0 13 13	4 5	14	5	0	0	1 0	35
2 Samara Spencer	G 30:40	10-17	6-8	6-12	1 1 2	1 6	32	3	2	3	1 0	36
24 Jersey Wollenbarger	G 32:30	2-5	0-2	5-5	3 9 12	1 3	9	1	2	0	4 0	29
3 Chrissy Carr	G 35:04	6-17	3-12	0-0	1 4 5	2 1	15	1	2	0	0 0	33
11 Rylee Langerman	16:32	1-4	0-2	1-2	3 3 5	2 1	3	1	0	2	0 0	5
30 Maryam Dauda	22:08	5-11	0-3	0-0	3 5 8	3 0	10	1	0	0	2 1	14
55 Emrie Ellis	08:33	1-3	0-0	0-0	0 1 1	0 1	2	0	0	0	0 1	4
22 Avery Hughes	03:52	0-0	0-0	1-2	0 0 0	0 1	1	0	1	0	0 0	1
20 Karley Johnson	02:43	0-1	0-0	0-0	0 0 0	0 0	1	0	0	0	0 0	1
21 Loren Lindsey	02:06	0-0	0-0	0-0	0 0 0	0 0	0	0	0	0	0 0	-2
Team					2 4 6		0	0				
Totals	33:74	10-30	16-25	15	42	57	16	19	92	16	8 5	9 3 34

Technical Fouls: NONE

Dead Ball Rebounds: 6, 0

	ORU	ARK
Biggest lead	2 (1 st 9:14)	36 (4 th 2:06)
Best Scoring Run	6 (2 nd 3:18)	14 (4 th 8:21)
Lead Changes	3	
Times Tied	1	
Time with Lead	01:14	37:53

Points from Turnovers	ORU	ARK
Paint	36	42
Second Chance	10	10
Fast Breaks	13	20
Bench	8	16

Period by Period Scoring	1st	2nd	3rd	4th	TOT
ORU	16	21	10	11	58
ARK	22	19	32	19	92



Official Basketball Box Score - Final
Lamar University at Arkansas
12/08/22 Bud Walton Arena, Fayetteville
2022-23 Women's Basketball

Game Time: 7:00 PM
Game Duration: 1:52
Attendance: 2,268

Officials: Putari Spurlock-Welsh, Nykesha Thompson, Eric Brewster

Lamar University - 50

Record: 4-4

NO. Name	Min	FG M-A	3P M-A	FT M-A	Rebounds OR DR TOT	Fouls PF FD	TP	AS	TO	ST	Blocks BS BA	+/-
14 Emma Imevbore	F 07:08	1-2	0-0	0-0	2 2 4	4 0	2	0	1	0	1 0	-4
22 NJ Weems	F 14:32	0-1	0-1	2-3	0 1 1	3 1	2	0	4	0	0 0	-1
3 Sabria Dean	G 37:53	3-11	3-6	2-2	3 4 7	3 3	11	1	5	3	0 2	-10
11 Portia Adams	G 30:57	5-12	2-3	0-0	1 4 5	4 3	12	0	1	1	0 0	-2
30 RT'Mari Taylor	G 35:49	4-12	1-2	0-0	0 1 1	1 2	9	5	3	2	0 3	-11
2 Alyiah Craft	15:21	1-3	0-1	0-0	0 1 1	2 0	2	0	2	0	0 0	-6
41 Akasha Davis	24:01	3-10	0-0	2-3	3 2 5	2 8	0	2	1	1	0 0	-5
13 Taliah Hill	08:51	1-2	0-0	2-2	1 1 2	4 1	4	0	0	0	0 1	-4
33 Anaya Bernard	25:28	0-2	0-0	0-0	1 6 7	3 1	0	0	0	2	0 1	-14
Team					1 2 3		0	2				
Totals	18:55	6-13	8-10	12	24	36	26	13	50	6	20 9	2 9 -13

Technical Fouls: NONE

Shooting By Period	1st	FG	2nd	FG	3rd	FG	4th	FG	TOT
1st FG	7-12	58.3%							
3PT	2-4	50.0%							
FT	0-0	0%							
2nd FG	6-14	42.9%							
3PT	2-3	66.7%							
FT	3-3	100%							
3rd FG	3-16	18.8%							
3PT	1-3	33.3%							
FT	3-5	60%							
4th FG	2-13	15.4%							
3PT	1-3	33.3%							
FT	2-2	100%							
GM FG	18-55	32.7%							
3PT	6-13	46.2%							
FT	8-10	80.0%							

Dead Ball Rebounds: 1, 1

Arkansas - 63

Record: 11-0

NO. Name	Min	FG M-A	3P M-A	FT M-A	Rebounds OR DR TOT	Fouls PF FD	TP	AS	TO	ST	Blocks BS BA	+/-
4 Erynn Barnum	F 33:51	2-4	0-1	1-4	3 5 8	2 5	5	3	5	1	2 0	15
0 Saylor Poffenbarger	G 37:37	7-13	2-5	1-3	2 10 12	3 4	17	3	5	2	3 2	19
2 Samara Spencer	G 33:45	5-10	1-3	6-16	0 0 0	4 11	17	4	5	0	0 0	7
24 Jersey Wollenbarger	G 32:20	2-9	0-3	0-0	3 3 6	1 0	4	0	1	2	3 0	11
3 Chrissy Carr	G 35:42	4-9	4-9	6-8	1 1 2	2 4	18	0	1	0	0 0	13
11 Rylee Langerman	18:13	0-2	0-2	0-0	1 5 6	0 2	0	0	1	1	1 0	8
30 Maryam Dauda	06:09	1-1	0-0	0-0	0 0 0	1 0	1	2	0	2	0 0	-2
55 Emrie Ellis	02:23	0-0	0-0	0-0	0 0 0	0 0	0	0	0	0	0 0	-6
Team					2 1 3		0	0				
Totals	21:48	7-23	14-31	12	25	37	13	26	63	10	20 8	9 2 13

Technical Fouls: NONE



Official Basketball Box Score - Final
Arkansas at Creighton
12/17/22 D.J. Sokol Arena, Omaha, Neb.
2022-23 Women's Basketball

Game Time: 1:00 PM
Game Duration: 2:03
Attendance: 1,050

Officials: Tiara Cruise, Dee Kantner, Pualani Spurlock-Welsh

Arkansas - 83

Record: 13-0

NO. Name	Min	FG M-A	3P M-A	FT M-A	Rebounds OR DR TOT	Fouls PF FD	TP	AS	TO	ST	Blocks BS BA	+/-
4 Erynn Barnum	F 29:35	5-9	0-0	5-7	1 1 2	2 4	15	4	0	2	2 0	8
0 Saylor Poffenbarger	G 37:44	6-16	2-7	2-3	4 7 11	3 2	16	3	6	2	0 1	5
2 Samara Spencer	G 36:38	10-17	5-7	1-4	0 4 4	3 4	26	4	1	0	0 2	13
34 Chrissy Carr	G 15:21	0-3	0-3	2-2	0 2 2	2 2	2	0	0	1	0 0	3
43 Makayla Daniels	G 30:00	3-7	2-3	6-8	1 1 2	4 6	14	3	3	0	0 0	1
11 Rylee Langerman	25:26	2-3	2-3	0-0	1 4 5	1 0	6	0	0	0	0 0	2
24 Jersey Wolfenbarger	14:51	0-1	0-1	0-0	1 2 3	1 0	0	0	0	0	0 0	8
30 Maryam Dauda	10:25	1-2	1-2	1-2	0 1 1	1 1	4	1	3	0	0 0	0
Team					1 5 6	0	0	0	0	0	0 0	
Totals		27-58	12-26	17-26	9 27 36	17 19	83	15	13	5	2 3	8

Technical Fouls: NONE

Shooting By Period	
1 st FG%	5-13 38.5%
3PT%	2-7 28.6%
FT%	1-6 16.7%
2 nd FG%	9-16 56.3%
3PT%	4-6 66.7%
FT%	2-4 50%
3 rd FG%	7-18 38.9%
3PT%	4-11 36.4%
FT%	6-8 75%
4 th FG%	6-11 54.5%
3PT%	2-2 100.0%
FT%	8-8 100%
GM FG%	27-58 46.6%
3PT%	12-26 46.2%
FT%	17-26 65.4%

Dead Ball Rebounds: 3, 0

Creighton - 75

Record: 8-2

NO. Name	Min	FG M-A	3P M-A	FT M-A	Rebounds OR DR TOT	Fouls PF FD	TP	AS	TO	ST	Blocks BS BA	+/-
31 Emma Ronsiek	F 26:02	5-11	1-5	2-2	2 5 7	5 2	13	2	2	0	0 0	-2
13 Rachael Saunders	G 15:51	2-2	0-0	0-0	1 2 3	4 0	4	2	1	2	0 0	-6
15 Lauren Jensen	G 30:15	4-16	1-8	4-5	1 3 4	3 4	13	1	3	1	0 0	-11
21 Molly Mogensen	G 31:27	1-9	1-8	1-2	0 4 4	2 2	4	1	3	1	0 0	-13
30 Morgan Maly	G 28:43	5-13	2-8	12-12	5 4 9	1 6	24	3	3	0	0 0	-9
14 Mallory Brake	13:44	0-0	0-0	0-2	2 0 2	0 1	0	1	0	1	1 0	6
22 Carly Bachelor	27:55	3-8	0-1	0-0	5 6 11	3 2	6	1	0	0	0 0	-9
11 Kiani Lockett	08:11	0-1	0-1	0-0	0 0 0	1 0	0	2	1	0	0 0	7
2 Kennedy Townsend	06:11	0-1	0-1	0-0	0 0 0	0 0	0	1	0	0	0 0	-6
12 Jayme Horan	11:41	3-5	3-4	2-2	1 3 4	1 1	11	0	0	0	0 0	3
Team					1 1 2	0	0	1	0	0	0 0	
Totals		23-66	8-35	21-25	18 28 46	20 17	75	14	14	5	3 2	-8

Technical Fouls: Saunders 3rd 9:11

Shooting By Period	
1 st FG%	7-19 36.8%
3PT%	3-13 23.1%
FT%	0-0 0%
2 nd FG%	3-12 25.0%
3PT%	3-7 42.9%
FT%	3-10 70%
3 rd FG%	8-20 40%
3PT%	2-10 20%
FT%	2-2 100%
4 th FG%	5-15 33.3%
3PT%	0-5 0%
FT%	12-13 92.3%
GM FG%	23-66 34.8%
3PT%	8-35 22.9%
FT%	21-25 84.0%

Dead Ball Rebounds: 2, 0

	ARK	CRE
Biggest lead	11 (3 rd 2:35)	6 (2 nd 7:00)
Best Scoring Run	11 (3 rd 9:41)	7 (3 rd 7:10)
Lead Changes	4	
Times Tied	1	
Time with Lead	26:10	12:53

Points from Turnovers	ARK	CRE
	11	12
Paint	26	24
Second Chance	11	14
Fast Breaks	10	9
Bench	10	17

Period by Period Scoring	1st	2nd	3rd	4th	TOT
ARK	13	24	24	22	83
CRE	17	16	20	22	75



Official Basketball Box Score - Final
Oregon at Arkansas
12/20/22 Pechanga Arena, San Diego
2022-23 Women's Basketball

Game Time: 1:00 PM
Game Duration: 1:46
Attendance: 321

Officials: Kim Hobbs, Salf Escho, Scott Osborn

Oregon - 85

Record: 10-1

NO. Name	Min	FG M-A	3P M-A	FT M-A	Rebounds OR DR TOT	Fouls PF FD	TP	AS	TO	ST	Blocks BS BA	+/-
40 Grace VanSlooten	F 31:00	10-19	0-0	6-10	3 3 6	3 6	26	1	3	0	2 3	5
15 Philipina Kyel	C 25:30	3-6	0-0	0-2	5 9 14	1 2	6	1	1	0	1 1	0
2 Chance Gray	G 28:31	3-11	2-5	0-0	0 1 1	1 0	8	1	1	0	0 0	14
4 Endyia Rogers	G 33:47	6-13	1-3	7-10	0 3 3	2 9	20	6	1	2	1 0	12
12 Te-Hina Paopao	G 32:06	4-10	3-6	1-2	0 5 5	2 1	12	4	2	1	2 0	3
0 Tayla Hanson	18:01	3-5	1-3	1-2	1 4 5	1 1	8	2	1	0	0 0	-6
3 Ahise Hurst	23:04	2-6	1-3	0-0	0 4 4	2 1	5	2	0	0	0 0	10
11 Taylor Hosendove	08:01	0-0	0-0	0-0	2 3 5	2 0	0	0	1	0	0 0	-3
Team					3 4 7	0	0	0	0	0	0 0	
Totals		31-70	8-20	15-26	14 36 50	14 20	85	17	10	3	6 4	7

Technical Fouls: NONE

Shooting By Period	
1 st FG%	10-20 50.0%
3PT%	2-5 40.0%
FT%	0-0 0%
2 nd FG%	4-12 33.3%
3PT%	0-3 0.0%
FT%	8-14 57.1%
3 rd FG%	7-20 35.0%
3PT%	1-3 33.3%
FT%	2-2 100%
4 th FG%	10-18 55.6%
3PT%	5-9 55.6%
FT%	5-10 50%
GM FG%	31-70 44.3%
3PT%	8-20 40.0%
FT%	15-26 57.7%

Dead Ball Rebounds: 6, 0

Arkansas - 78

Record: 13-1

NO. Name	Min	FG M-A	3P M-A	FT M-A	Rebounds OR DR TOT	Fouls PF FD	TP	AS	TO	ST	Blocks BS BA	+/-
4 Erynn Barnum	F 27:14	8-17	3-4	3-4	5 4 9	4 2	22	0	0	0	1 1	-8
0 Saylor Poffenbarger	G 34:09	2-9	1-6	0-0	1 10 11	3 0	5	3	2	1	1 0	0
2 Samara Spencer	G 38:40	6-18	2-6	6-8	0 7 7	5 7	20	2	1	0	0 3	-6
34 Chrissy Carr	G 28:27	1-5	1-5	0-0	0 1 1	0 0	3	3	1	1	0 0	1
43 Makayla Daniels	G 33:47	6-17	3-8	0-0	1 2 3	3 3	15	1	1	0	0 1	-13
11 Rylee Langerman	24:58	2-4	2-2	1-2	4 3 7	2 2	7	0	3	0	0 0	-10
30 Maryam Dauda	11:49	3-7	0-0	0-0	1 0 1	0 0	6	1	0	0	0 0	0
55 Emrie Ellis	00:56	0-0	0-0	0-0	0 1 1	0 0	0	0	0	0	0 0	1
Team					3 2 5	0	0	0	0	0	0 0	
Totals		28-77	12-31	10-14	15 30 45	20 14	78	18	9	4	4 6	-7

Technical Fouls: NONE

Shooting By Period	
1 st FG%	10-21 47.6%
3PT%	4-5 80.0%
FT%	1-2 50%
2 nd FG%	5-16 31.3%
3PT%	1-9 11.1%
FT%	1-2 50%
3 rd FG%	9-23 39.1%
3PT%	4-9 44.4%
FT%	0-0 0%
4 th FG%	4-17 23.5%
3PT%	3-8 37.5%
FT%	3-10 80%
GM FG%	28-77 36.4%
3PT%	12-31 38.7%
FT%	10-14 71.4%

Dead Ball Rebounds: 2, 0

	ORG	ARK
Biggest lead	7 (4 th 0:28)	7 (2 nd 5:05)
Best Scoring Run	9 (2 nd 0:56)	6 (1 st 4:25)
Lead Changes	7	
Times Tied	9	
Time with Lead	13:38	20:50

Points from Turnovers	ORG	ARK
	8	15
Paint	40	26
Second Chance	18	12
Fast Breaks	15	11
Bench	13	13

Period by Period Scoring	1st	2nd	3rd	4th	TOT
ORG	22	16	17	30	85
ARK	25	12	22	19	78



Official Basketball Box Score - Final
South Fla. at Arkansas
12/21/22 Pechanga Arena, San Diego
2022 NCAA W San Diego Invitational

Game Time: 1:00 PM
Game Duration: 2:07
Attendance: 303

Officials: Doug Knight, Kim Hobbs, Scott Osborn

South Fla. - 66

Record: 11-4

NO. Name	Min	FG M-A	3P M-A	FT M-A	Rebounds OR DR TOT	Fouls PF FD	TP	AS	TO	ST	Blocks BS BA	+/-
32 Dulcy Fankam Mendjiadeu	F 29:56	8-11	0-0	0-0	2 10 12	4 2	16	0	2	0	0 1	13
55 Carla Brito	F 15:32	2-5	1-1	3-4	0 3 3	0 3	8	1	1	0	1 0	6
3 Sammie Puiis	G 44:02	2-11	1-7	0-0	2 3 5	0 2	5	2	3	0	0 0	1
5 Elena Tsineke	G 40:28	9-17	3-6	2-2	2 0 2	4 3	23	3	7	3	1 2	3
22 Aerial Wilson	G 22:13	1-1	1-1	0-2	0 3 3	5 1	3	5	2	0	1 0	9
12 Marina Asensio	09:08	0-0	0-0	0-0	0 3 3	0 0	0	2	0	0	0 0	0
20 Daniela Gonzalez	29:28	1-6	1-2	0-0	1 0 1	4 1	3	1	0	0	0 2	-5
2 Priscilla Williams	03:21	0-1	0-0	0-0	0 0 0	0 0	0	0	1	0	0 0	-2
14 Emma Johansson	13:45	1-2	0-1	0-0	0 3 3	2 1	2	1	1	1	1 0	-10
1 Maria Alvarez	15:16	1-4	1-3	3-3	1 1 2	1 1	6	0	2	0	0 0	-7
0 Caitlin McGee	01:19	0-0	0-0	0-0	0 1 1	0 0	0	0	0	0	1 0	-2
10 Janelle Aamio	00:32	0-0	0-0	0-0	0 0 0	0 0	0	0	0	0	0 0	-1
Team					2 3 5	0	0	0	0	0	0 0	
Totals		25-58	8-21	8-11	10 30 40	21 14	66	15	19	4	5 5	1

Technical Fouls: NONE

Shooting By Period	
1 st FG%	6-14 42.9%
3PT%	1-11 9.0%
FT%	0-0 0%
2 nd FG%	2-13 15.4%
3PT%	1-6 16.7%
FT%	0-0 0%
3 rd FG%	10-14 71.4%
3PT%	4-7 57.1%
FT%	3-6 50%
4 th FG%	6-13 46.2%
3PT%	2-5 40.0%
FT%	3-3 100%
-OT FG%	1-4 25.0%
3PT%	0-2 0%
FT%	2-2 100%
GM FG%	25-58 43.1%
3PT%	8-21 38.1%
FT%	8-11 72.7%

Dead Ball Rebounds: 2, 0

Arkansas - 65

Record: 13-2

Name												
NO. Name	Min	FG M-A	3P M-A	FT M-A	Rebounds OR DR TOT	Fouls PF FD	TP	AS	TO	ST	Blocks BS BA	+/-
4 Eryn Barnum	F 39:26	9-17	0-1	3-6	1 2 3	2 6 21	2	2	1	0	1	4
0 Saylor Poffenbarger	G 39:28	1-5	1-4	0	0 7 7	1 1 3	3	0	1	1	0	-5
2 Samara Spencer	G 42:03	1-5	0-5	7-9	0 6 6	1 8 9	3	4	1	2	2	-4
34 Chrissy Carr	G 36:31	3-9	2-5	2-2	1 2 3	1 1 10	0	0	1	0	0	-10
43 Makayla Daniels	G 41:28	6-17	4-11	4-5	2 4 4	2 4 20	3	1	2	0	0	5
30 Maryam Dauda	05:33	1-1	0-0	0-0	0 0 0	4 0 2	1	3	0	2	0	-5
11 Rylee Langerman	18:00	0-2	0-2	0	2 1 3	3 0 0	0	1	0	4	0	6
55 Emrie Ellis	02:31	0-0	0-0	0-0	0 0 0	0 0 0	0	0	0	0	0	4
Team					1 4 5		0	1				
Totals		21-60	7-28	16-22	7 24 31	14 21 65	13	11	10	5	5	-1
Technical Fouls: NONE												

#SIDEBYSIDE



Official Basketball Box Score - Final
Arkansas at Kentucky
01/01/23 Memorial Coliseum, Lexington
2022-23 Women's Basketball

Game Time: 2:00 PM
Game Duration: 1:52
Attendance: 3,284

Officials: Gina Cross, Karen Preato, Frank Sliatore

Arkansas - 71

Record: 14-3 (1-1)

NO.	Name	Min	FG	3P	FT	Rebounds	Fouls	TP	AS	TO	ST	Blocks	+/
			M-A	M-A	M-A	OR DR TOT	PF FD					BS BA	
4	Erynn Barnum	F 29:17	7-11	0-0	3-4	4 4 8	2 4	17	7	3	0	3 1	20
0	Saylor Poffenbarger	G 33:57	8-17	0-3	1-1	2 5 7	2 4	17	3	6	0	2 0	15
2	Samara Spencer	G 33:22	1-8	1-4	3-4	0 2 2	2 3	6	5	1	2	0 1	22
34	Chrissy Carr	G 24:55	3-10	2-8	0-0	0 4 4	2 3	8	1	3	1	0 0	18
43	Makayla Daniels	G 26:22	3-8	3-7	2-2	1 1 2	4 2	11	4	2	0	0 1	15
11	Rylee Langerman	G 22:54	2-4	2-3	0-0	2 5 7	0 0	6	1	1	1	0 0	23
24	Jersey Wollenbarger	14:55	2-5	0-0	0-0	0 3 3	2 2	4	0	2	0	0 1	-2
30	Maryam Dauda	10:43	1-1	0-0	0-0	1 2 3	1 0	2	1	0	0	2 0	1
55	Emrie Ellis	02:55	0-0	0-0	0-0	0 1 1	0 0	0	0	0	0	0 0	-5
22	Avery Hughes	00:40	0-0	0-0	0-0	0 0 0	0 0	0	0	1	0	0 0	-2
Team						2 2 4	0	0	0	0	0	0	0
Totals			27-64	8-25	9-11	12 29 41	15 18	71	22	19	4	7 4	21

Technical Fouls:NONE

Shooting By Period		
1 st FG%	7-16	43.8%
3PT%	1-7	14.3%
FT%	1-1	100%
2 nd FG%	8-21	38.1%
3PT%	2-9	22.2%
FT%	0-0	0%
3 rd FG%	7-17	41.2%
3PT%	4-6	66.7%
FT%	1-2	50%
4 th FG%	5-10	50.0%
3PT%	1-3	33.3%
FT%	7-8	87.5%
GM FG%	27-64	42.2%
3PT%	8-25	32.0%
FT%	9-11	81.8%

Dead Ball Rebounds: 4, 0

Kentucky - 50

Record: 8-6 (0-2)

NO.	Name	Min	FG	3P	FT	Rebounds	Fouls	TP	AS	TO	ST	Blocks	+/
			M-A	M-A	M-A	OR DR TOT	PF FD					BS BA	
21	Niyah Leveretter	F 18:52	1-4	0-0	3-6	6 3 9	2 3	5	0	3	1	1 0	-7
5	Blair Green	G 33:00	5-19	2-6	2-2	1 1 2	3 1	14	1	3	2	0 1	-13
11	Jada Walker	G 33:17	6-14	0-1	1-2	1 0 1	2 2	13	2	4	2	0 0	-12
22	Maddie Scherr	G 37:51	1-11	0-5	6-7	4 6 10	2 4	8	3	5	5	0 1	-15
34	Emma King	G 17:41	1-3	0-1	0-0	0 1 1	1 0	2	0	0	1	2 0	-1
13	Ajae Petty	14:21	2-7	0-0	0-0	3 5 8	0 2	4	0	3	2	1 3	-22
25	Adeola Adeyeye	13:47	0-1	0-0	0-0	2 1 3	4 0	0	0	2	0	0 0	-0
4	Eniya Russell	13:10	0-1	0-0	0-0	0 3 3	1 1	0	1	3	0	0 0	-19
3	Kennedy Cambridge	05:01	0-0	0-0	0-0	0 0 0	1 0	0	0	0	1	0 0	-4
20	Amiya Jenkins	13:00	1-5	0-1	2-2	1 1 2	2 2	4	1	0	0	0 0	-3
Team						1 1 2	0	0	0	0	0	0	0
Totals			17-65	2-14	14-19	19 22 41	18 15	50	8	23	14	4 7	-21

Technical Fouls:NONE

Shooting By Period		
1 st FG%	3-12	25.0%
3PT%	0-2	0.0%
FT%	2-3	66.7%
2 nd FG%	5-17	29.4%
3PT%	1-3	33.3%
FT%	0-0	0%
3 rd FG%	4-14	28.6%
3PT%	0-4	0.0%
FT%	1-2	50%
4 th FG%	5-22	22.7%
3PT%	1-5	20.0%
FT%	11-14	78.6%
GM FG%	17-65	26.2%
3PT%	2-14	14.3%
FT%	14-19	73.7%

Dead Ball Rebounds: 5, 1

	AR	UK
Biggest lead	27 (3 rd 2:45)	2 (1 st 5:33)
Best Scoring Run	16 (2 nd 7:03)	9 (3 rd 9:16)
Lead Changes	2	
Times Tied	4	
Time with Lead	36:09	00:35
Points from Turnovers	33	10
Paint	34	28
Second Chance	9	9
Fast Breaks	4	10
Bench	12	8
Period by Period Scoring		
1st	18	18
2nd	18	19
3rd	11	9
4th	22	50



Official Basketball Box Score - Final
Florida at Arkansas
01/05/23 Bud Walton Arena, Fayetteville
2022-23 Women's Basketball

Game Time: 7:00 PM
Game Duration: 2:05
Attendance: 4,524

Officials: Roy Gubeyan, Ashlee Goode, Brian Garland

Florida - 74

Record: 12-4 (1-2)

NO.	Name	Min	FG	3P	FT	Rebounds	Fouls	TP	AS	TO	ST	Blocks	+/
			M-A	M-A	M-A	OR DR TOT	PF FD					BS BA	
25	Faith Dut	F 11:28	0-2	0-1	1-2	0 4 4	5 1	1	0	1	0	1 0	-5
24	Ra Shaya Kyle	C 22:40	6-11	0-0	5-6	2 3 5	2 4	17	0	1	0	0 1	-11
3	Kirsten Deans	G 27:56	4-14	1-7	9-11	0 3 3	3 6	18	1	0	1	0 0	-11
5	Alberte Rimdal	G 25:37	4-10	1-2	0-0	3 1 4	5 0	9	3	2	1	0 0	-18
15	Nina Rickards	G 24:20	1-7	0-2	4-4	1 0 1	4 3	6	0	4	2	0 1	-9
1	Myka Perry	26:18	6-11	2-4	3-5	0 3 3	1 3	17	1	1	0	0 0	-23
2	Talyah Wyche	16:42	1-3	0-0	2-2	0 1 1	3 3	4	0	0	0	1 0	-17
00	Talyah Wyche	15:12	0-0	0-0	3-2	5	2	0	0	1	1	0 1	-8
20	Jeriah Warren	21:58	0-2	0-2	2-2	1 4 5	0 1	2	1	0	1	0 0	-15
22	Paige Clausen	07:49	0-1	0-0	0-0	0 1 1	2 0	0	0	0	0	0 0	-13
Team						0 1 1	0	0	0	0	0	0	0
Totals			22-64	4-18	26-32	10 23 33	27 21	74	7	10	6	2 3	-28

Technical Fouls:Rickards 3rd6:30

Shooting By Period		
1 st FG%	7-16	43.8%
3PT%	2-3	66.7%
FT%	3-4	75%
2 nd FG%	2-16	12.5%
3PT%	1-5	20.0%
FT%	3-4	75%
3 rd FG%	7-17	41.2%
3PT%	0-5	0.0%
FT%	14-16	87.5%
4 th FG%	6-15	40.0%
3PT%	1-5	20.0%
FT%	6-8	75%
GM FG%	22-64	34.4%
3PT%	4-18	22.2%
FT%	26-32	81.3%

Dead Ball Rebounds: 4, 1

Arkansas - 102

Record: 15-3 (2-1)

NO.	Name	Min	FG	3P	FT	Rebounds	Fouls	TP	AS	TO	ST	Blocks	+/
			M-A	M-A	M-A	OR DR TOT	PF FD					BS BA	
4	Erynn Barnum	F 24:35	5-8	1-1	4-8	2 6 8	4 5	15	6	1	1	1 1	16
0	Saylor Poffenbarger	G 17:42	6-8	1-2	3-3	1 7 8	3 2	16	2	2	0	1 0	4
2	Samara Spencer	G 34:19	6-11	3-5	1-1	0 4 4	2 2	16	6	4	0	0 0	27
34	Chrissy Carr	G 31:18	6-15	2-7	2-2	1 0 1	2	16	1	1	0	1 23	
43	Makayla Daniels	G 30:20	3-10	3-10	7-8	0 1 1	2 8	16	2	1	0	0 0	21
11	Rylee Langerman	18:46	2-4	1-2	3-5	1 2 3	3 3	8	2	1	2	0 0	17
24	Jersey Wollenbarger	17:47	3-5	0-1	2-2	1 6 7	3 2	8	1	1	1	0 0	9
30	Maryam Dauda	15:20	0-3	0-1	0-0	0 1 1	2 0	0	3	0	0	0 0	11
55	Emrie Ellis	03:42	1-1	1-1	2-2	0 1 1	0 1	5	0	0	0	0 0	6
22	Avery Hughes	02:43	0-0	0-0	2-4	0 0 0	2 2	0	0	0	0	0 0	2
20	Karley Johnson	01:50	0-0	0-0	0-0	0 0 0	1 0	0	0	0	0	0 0	3
21	Loren Lindsey	01:38	0-0	0-0	0-0	0 0 0	0 0	0	0	0	0	0 0	1
Team						5 3 8	0	0	0	0	0	0	0
Totals			32-65	12-20	26-35	11 31 42	22 26	102	23	11	4	3 2	28

Technical Fouls:Barnum 3rd6:30

Shooting By Period		
1 st FG%	8-19	42.1%
3PT%	3-10	30.0%
FT%	5-7	71.4%
2 nd FG%	9-14	64.3%
3PT%	2-3	66.7%
FT%	4-6	66.7%
3 rd FG%	6-16	37.5%
3PT%	4-10	40.0%
FT%	8-11	72.7%
4 th FG%	9-16	56.3%
3PT%	3-7	42.9%
FT%	9-11	81.8%
GM FG%	32-65	49.2%
3PT%	12-30	40.0%
FT%	26-35	74.3%

Dead Ball Rebounds: 7, 3

	UF	ARK
Biggest lead	2 (1 st 9:43)	29 (4 th 0:59)
Best Scoring Run	5 (3 rd 7:22)	11 (2 nd 7:30)
Lead Changes	7	
Times Tied	5	
Time with Lead	01:29	35:50
Points from Turnovers	10	12
Paint	28	34
Second Chance	16	16
Fast Breaks	9	12
Bench	23	23
Period by Period Scoring		
1st	19	8
2nd	28	19
3rd	24	24
4th	30	102



Official Basketball Box Score - Final
Arkansas at Missouri
01/08/23 Mizzou Arena, Columbia
2022-23 Women's Basketball

Game Time: 2:00 PM
Game Duration: 1:51
Attendance: 4,260

Officials: Pualani Spurlock-Welsh, Carla Fountain, Timothy Greene

Arkansas - 77

Record: 16-3 (3-1)

NO.	Name		Min	FG	3P	FT	Rebounds	Fouls	PF	FD	TP	AS	TO	ST	Blocks	a/+
				M-A	M-A	M-A	OR DR TOT									
4	Erynn Barnum	F	36:41	9-13	0-1	3-7	4 7 11	1	5	21	2	2	1	1	0	24
0	Saylor Poffenbarger	G	35:36	8-16	2-7	6-7	1 5 6	1	5	24	1	2	0	1	0	23
2	Samara Spencer	G	34:29	1-5	0-4	0-0	0 9 9	1	0	2	6	0	0	2	0	17
34	Chrissy Carr	G	27:25	5-10	4-6	2-2	0 4 4	2	3	16	1	0	0	0	0	26
43	Makayla Daniels	G	32:35	4-11	1-3	0-0	3 2 5	4	3	9	2	4	0	2	0	20
11	Rylee Langerman		17:08	1-3	1-2	0-0	2 2 4	2	0	3	0	0	0	2	0	1
24	Jersey Wollenbarger		12:47	1-3	0-1	0-0	1 2 3	0	0	2	0	0	0	0	1	1
30	Maryam Dauda		03:19	0-1	0-0	0-0	1 0 1	1	1	0	0	2	0	0	0	-2
Team							0 2 2			0	0	0	0	0	0	
Totals				29-62	8-24	11-16	12 33 45	12 17 77	12	10	5	3	2	22		
Technical Fouls: NONE																



LSU

Official Basketball Box Score - Final
Arkansas at LSU
01/19/23 Maravich Assembly Center, Baton Rouge
2022-23 Women's Basketball

Game Time: 8:00 PM
Game Duration: 2:02
Attendance: 7,298

Officials: Denise Brooks, Angelica Sutfren, Tiffany Bird

Arkansas - 76

Record: 17-4 (4-2)

NO. Name	Min	FG M-A	3P M-A	FT M-A	Rebounds OR DR TOT	Fouls PF FD	TP	AS	TO	ST	Blocks BS BA	+/-
4 Erynn Barnum	F 28:39	7-14	1-4	5-5	1 6 7	4 5	20	1	3	1	2 2	-11
0 Saylor Poffenbarger	G 32:44	2-4	1-2	0-0	0 2 2	4 0	5	1	2	0	2 0	4
2 Samara Spencer	G 35:27	5-15	1-6	2-2	0 2 2	3 5	13	6	0	1	0 1	-13
34 Chrissy Carr	G 29:35	3-8	3-6	3-4	0 2 2	2 1	12	2	2	2	1 0	-13
43 Makayla Daniels	G 32:53	4-10	3-7	0-0	0 3 3	1 3	11	3	3	4	0 1	-8
11 Rylee Langerman	14:59	0-2	0-1	0-0	0 2 2	1 0	0	0	0	1	0 0	14
24 Jersey Wollenbarger	12:46	2-3	0-0	0-0	1 2 3	3 0	4	0	1	0	0 1	4
30 Maryam Dauda	12:57	5-7	1-3	0-0	3 1 4	2 1	11	2	2	0	2 0	8
Team					0 1 1		0		1			
Totals		26-63	10-29	10-11	5 21 26	20 15	76	15	14	9	7 5	-3

Technical Fouls:NONE

Shooting By Period	1st	2nd	3rd	4th	FT
FG%	6-17 33.3%	4-12 33.3%	5-17 29.4%	10-17 58.8%	7-12 58.3%
3PT%	1-4 25.0%	0-0 0%	1-6 16.7%	5-10 50.0%	3-6 50.0%
FT%	5-5 100%	2-2 100%	2-2 100%	7-7 100%	7-7 100%
GM FG%	28-63 44.4%	10-29 34.5%	10-11 90.9%		

Dead Ball Rebounds: 1, 0

LSU - 79

Record: 19-0 (7-0)

NO. Name	Min	FG M-A	3P M-A	FT M-A	Rebounds OR DR TOT	Fouls PF FD	TP	AS	TO	ST	Blocks BS BA	+/-
0 LaDazhia Williams	F 30:14	5-14	0-0	1-3	5 7 12	5 2	11	1	1	3	3 1	11
10 Angel Reese	F 36:43	10-21	0-0	10-17	13 6 19	3 13	30	3	3	1	1 3	8
2 Jasmine Carson	G 31:07	3-7	2-4	2-2	0 2 2	3 2	10	4	2	0	0 0	7
4 Flau/jae Johnson	G 31:17	7-9	1-1	4-4	1 5 6	2 2	19	1	5	1	0 0	6
13 Last-Tear Poa	G 13:18	2-6	0-0	0-0	0 2 2	0 0	4	2	0	0	1 2	4
5 Sa'Myah Smith	04:52	0-0	0-0	0-0	0 1 1	0 0	0	0	2	0	0 0	-3
45 Alexis Morris	25:46	2-8	1-3	0-0	1 3 4	1 0	5	0	3	3	0 0	9
55 Kateri Poole	26:43	0-2	0-2	0-0	0 2 2	2 1	0	3	1	0	0 1	-9
Team					2 1 3		0		0			
Totals		29-67	4-10	17-26	22 29 51	16 20	79	14	17	10	5 7	3

Technical Fouls:Reese 3rd5:02

Shooting By Period	1st	2nd	3rd	4th	FT
FG%	9-19 47.4%	3-7 42.9%	2-4 50.0%	4-13 30.8%	10-17 58.8%
3PT%	0-0 0%	0-0 0%	1-2 50.0%	5-10 50.0%	7-12 58.3%
FT%	1-3 33.3%	2-2 100%	2-2 100%	7-7 100%	7-7 100%
GM FG%	29-67 43.3%	4-10 40.0%	17-26 65.4%		

Dead Ball Rebounds: 4, 1

	ARK	LSU
Biggest lead	3 (4 th 6:23)	14 (1 st 5:12)
Best Scoring Run	7 (1 st 4:01)	7 (1 st 9:05)
Lead Changes	2	
Times Tied	2	
Time with Lead	03:56	35:15

Points from	ARK	LSU
Turnovers	13	10
Paint	34	42
Second Chance	10	23
Fast Breaks	20	12
Bench	15	5

Period by Period Scoring	1st	2nd	3rd	4th	TOT
ARK	16	14	27	19	76
LSU	22	16	23	18	79

#SIDEBYSIDE



Official Basketball Box Score - Final
Arkansas at South Carolina
01/22/23 Colonial Life Arena, Columbia
2022-23 Women's Basketball

Game Time: 3:00 PM
Game Duration: 1:50
Attendance: 13,349

Officials: Dee Kanter, Meadow Overstreet, Timothy Greene

Arkansas - 46

Record: 17-5 (4-3)

NO. Name	Min	FG M-A	3P M-A	FT M-A	Rebounds OR DR TOT	Fouls PF FD	TP	AS	TO	ST	Blocks BS BA	+/-
4 Erynn Barnum	F 20:00	3-11	0-3	5-6	0 2 2	2 6	11	2	2	2	0 4	-19
0 Saylor Poffenbarger	G 27:14	0-3	0-1	0-0	0 1 1	1 0	0	2	2	0	1 0	-30
2 Samara Spencer	G 29:26	7-15	1-3	0-0	0 1 1	0 2	15	1	0	0	1 3	-45
34 Chrissy Carr	G 23:39	2-8	2-7	0-0	0 2 2	3 0	6	0	0	1	3 0	-31
43 Makayla Daniels	G 28:36	2-10	2-8	1-2	0 0 0	4 1	7	0	0	1	0 0	-31
11 Rylee Langerman	20:05	0-1	0-1	0-0	1 1 2	4 0	0	0	1	0	0 0	-18
30 Maryam Dauda	19:02	2-8	0-4	1-1	0 2 2	2 3	5	0	1	0	2 0	-22
24 Jersey Wollenbarger	19:13	1-4	0-2	0-0	0 3 3	1 0	2	1	2	0	2 1	-21
55 Emrie Ellis	12:45	0-1	0-1	0-0	0 0 0	1 1	0	0	0	0	0 0	-13
Team					1 3 4		0		1			
Totals		17-61	5-30	7-9	2 15 17	18 13	46	6	9	4	9 8	-46

Technical Fouls:NONE

Shooting By Period	1st	2nd	3rd	4th	FT
FG%	5-18 27.8%	3-10 30.0%	4-5 80%	3-15 20.0%	0-5 0%
3PT%	0-0 0%	0-0 0%	0-0 0%	1-3 33.3%	1-1 100%
FT%	4-13 30.8%	1-6 16.7%	1-2 50%	5-15 33.3%	1-9 11.1%
GM FG%	17-61 27.9%	5-30 16.7%	7-9 77.8%		

Dead Ball Rebounds: 2, 1

South Carolina - 92

Record: 20-0 (8-0)

NO. Name	Min	FG M-A	3P M-A	FT M-A	Rebounds OR DR TOT	Fouls PF FD	TP	AS	TO	ST	Blocks BS BA	+/-
4 Aliyah Boston	F 22:58	5-11	0-1	3-3	7 7 14	1 3	13	3	0	0	1 1	32
5 Victoria Saxton	F 18:04	1-7	0-0	2-2	4 1 5	1 1	4	1	2	1	0 2	23
1 Zia Cooke	G 24:25	8-11	4-5	4-4	1 1 2	2 24	3	1	0	0	1 32	
12 Brea Beal	G 21:25	1-7	1-1	2-2	0 3 3	0 1	5	0	1	0	0 3	28
41 Kierra Fletcher	G 15:13	2-4	1-1	4-4	0 3 3	2 2	8	1	0	0	1 0	24
10 Kamilla Cardoso	15:08	3-8	0-0	6-8	8 16	1 4	12	2	0	3	0 24	
25 Raven Johnson	16:50	2-3	0-0	0-0	0 3 3	2 0	4	1	2	1	0 1	18
2 Ashlyn Watkins	12:27	3-4	0-0	0-0	2 2 4	1 0	6	0	1	2	1 0	5
15 Laetitia Amihore	19:29	2-7	0-0	5-6	1 5 6	2 4 9	3	2	0	0	0 19	
23 Bree Hall	12:40	0-3	0-0	1-2	2 1 3	0 1	1	1	0	0	0 1	8
21 Chloe Kitts	09:58	0-4	0-0	0-0	1 3 4	0 0	1	0	1	0	0 9	
20 Sania Feagin	09:45	3-7	0-0	0-0	2 1 3	2 0	6	0	0	1	1 1	6
0 Olivia Thompson	01:38	0-0	0-0	0-0	0 0 0	0 0	0	0	0	0	0 0	2
Team					4 4 8		0		0			
Totals		30-76	5-8	27-33	32 42 74	13 18	92	14	11	5	8 9	46

Technical Fouls:NONE

	ARK	USC
Biggest lead	1 (1 st 9:27)	48 (4 th 3:12)
Best Scoring Run	5 (4 th 6:58)	15 (2 nd 3:24)
Lead Changes	4	
Times Tied	0	
Time with Lead	00:38	39:03

Points from	ARK	USC
Turnovers	4	13
Paint	22	40
Second Chance	0	37
Fast Breaks	10	15
Bench	7	38

Period by Period Scoring	1st	2nd	3rd	4th	TOT
ARK	17	7	10	12	46
USC	25	28	24	15	92



Official Basketball Box Score - Final
Alabama at Arkansas
01/26/23 Bud Walton Arena, Fayetteville
2022-23 Women's Basketball

Game Time: 6:00 PM
Game Duration: 2:03
Attendance: 3,306

Officials: Roy Gubeyan, Brian Garland, Karen Presto

Alabama - 69

Record: 16-5 (3-3)

NO. Name	Min	FG M-A	3P M-A	FT M-A	Rebounds OR DR TOT	Fouls PF FD	TP	AS	TO	ST	Blocks BS BA	+/-
31 Jada Rice	C 29:23	3-7	0-0	6-6	0 7 7	4 3	12	1	6	1	2 0	4
3 Sarah Ashlee Barker	G 18:23	1-2	0-0	0-0	0 1 1	4 1	2	5	5	2	0 0	-7
5 Hannah Barber	G 34:31	3-5	2-3	0-0	1 1 2	3 2	8	3	4	4	0 0	4
23 Brittany Davis	G 36:19	9-15	4-7	0-0	0 4 4	4 1	22	1	1	2	0 1	-3
32 Aaliyah Nye	G 26:40	2-5	1-4	2-2	0 3 3	4 2	7	1	0	3	1 0	6
10 Ryan Cobbins	26:05	2-2	0-0	0-0	0 4 4	2 0	4	1	2	1	0 0	10
0 Loyal McQueen	12:36	2-8	0-1	3-4	0 0 0	4 3	7	3	1	0	0 2	-4
13 JeAnna Cunningham	04:33	1-1	0-0	0-0	0 0 0	2 0	2	0	0	0	0 0	1
22 Karly Weathers	11:30	2-5	1-2	0-0	1 1 2	1 2	5	0	0	1	0 1	4
Team					3 4 7		0		2			
Totals		25-50	8-17	11-12	5 25 30	28 14	69	15	21	14	3 4	3

Technical Fouls:NONE

Shooting By Period	1st	2nd	3rd	4th	FT
FG%	7-11 63.6%	4-14 28.6%	5-12 41.7%	10-17 58.8%	7-12 58.3%
3PT%	0-0 0%	0-0 0%	1-6 16.7%	5-10 50.0%	7-12 58.3%
FT%	6-6 100%	2-2 100%	2-2 100%	7-7 100%	7-7 100%
GM FG%	25-50 50.0%	8-17 47.1%	11-12 91.7%		

Dead Ball Rebounds: 1, 0

Arkansas - 66

Record: 17-6 (4-4)

NO. Name	Min	FG M-A	3P M-A	FT M-A	Rebounds OR DR TOT	Fouls PF FD	TP	AS	TO	ST	Blocks BS BA	+/-
4 Erynn Barnum	F 33:58	8-14	0-1	4-6	4 5 9	4 7	20	0	2	2	0 1	4
0 Saylor Poffenbarger	G 38:21	3-9	3-5	3-4	2 3 5	2 5	12	3	5	0	2 1	2
2 Samara Spencer	G 34:53	4-10	2-3	2-2	0 2 2	2 5	12	2	7	2	0 0	-3
34 Chrissy Carr	G 24:37	2-6	2-4	0-0	0 2 2	3 1	6	2	1	1	1 0	5
43 Makayla Daniels	G 39:02	2-10	1-6	8-10	1 5 6	2 9	13	5	5	2	1 0	-3
11 Rylee Langerman	15:23	0-2	0-1	0-0	0 0 0	1 0	0	0	0	1	0 1	-6
24 Jersey Wollenbarger	07:44	0-0	0-0	0-0	0 0 0	0 0	0	0	0	0	0 0	-7
30 Maryam Dauda	06:02	1-3	0-1	1-1	0 0 0	0 1	3	0	0	1	0 0	-7
Team					4 1 5		0		0			
Totals		20-54	8-21	18-23	11 18 29	14 28	66	12	20	9	4 3	-3

#SIDEBYSIDE



Official Basketball Box Score - Final
Arkansas at Auburn
02/05/23 Neville Arena, Auburn, Ala.
2022-23 Women's Basketball

Game Time: 2:00 PM
Game Duration: 2:17
Attendance: 2,569

Officials: Brian Hall, Natasha Camy, Carla Fountain

Arkansas - 54

Record: 18-7 (5-5)

NO.	Name	Min	FG	3P	FT	Rebounds	Fouls	TP	AS	TO	ST	Blocks	BS	BA	+/
			M-A	M-A	M-A	OR DR TOT	PF FD								
4	Erynn Barnum	F 28:42	5-12	0-0	4-9	6 3 9	3 5	14	0	4	1	0	2	-2	
0	Saylor Poffenbarger	G 37:57	3-10	1-5	3-6	0 10 10	5 4	10	1	3	1	0	0	3	
2	Samara Spencer	G 35:48	1-8	0-4	5-6	0 6 6	3 5	7	4	7	1	0	1	1	
34	Chrissy Carr	G 24:45	2-7	1-4	2-4	2 4 6	1 3	4	4	7	1	1	1	0	-8
43	Makayla Daniels	G 39:14	2-12	1-8	6-10	0 4 4	4 4	7	11	0	1	3	0	0	4
11	Rylee Langerman	13:57	0-1	0-1	1-2	0 1 1	1 4	1	1	1	1	1	0	0	2
24	Jersey Wollenbarger	08:11	1-1	0-0	2-2	1 1 2	2 1	4	0	0	0	0	0	0	8
30	Maryam Dauda	01:30	0-0	0-0	0-0	0 0 0	2 0	0	0	0	2	0	0	0	4
55	Emmie Ellis	08:48	0-1	0-1	0-0	0 2 2	0 0	0	0	0	0	0	1	0	1
22	Avery Hughes	00:08	0-0	0-0	0-0	0 0 0	0 0	0	0	0	0	0	0	0	2
Team						2 4 6				0					
Totals			14-52	3-23	23-39	11 32 43	27 27	54	7	19	8	1	4	3	

Technical Fouls: NONE

Dead Ball Rebounds: 9, 0

Auburn - 51

Record: 13-9 (3-7)

NO.	Name	Min	FG	3P	FT	Rebounds	Fouls	TP	AS	TO	ST	Blocks	BS	BA	+/
			M-A	M-A	M-A	OR DR TOT	PF FD								
33	Kharyssa Richardson	F 19:08	2-3	0-0	1-2	2 3 5	3 3	5	0	2	0	1	0	-7	
2	Sania Wells	G 09:23	0-3	0-1	0-0	0 2 2	0 2	0	0	0	0	0	0	-6	
3	Jakayla Johnson	G 24:23	4-6	1-1	0-2	0 1 1	4 1	9	0	5	0	0	0	0	-6
5	Aicha Coulibaly	G 26:19	0-8	0-1	1-4	2 4 6	2 6	1	2	5	2	0	0	-11	
23	Honesty Scott-Grayson	G 30:21	3-11	0-3	5-8	0 3 3	5 11	5	11	2	1	2	0	-5	
11	Romi Levy	19:43	3-5	0-2	3-4	1 4 5	3 2	9	1	1	1	0	0	-10	
10	Sydney Shaw	15:29	2-7	0-4	0-0	0 1 1	3 2	4	0	0	1	0	0	-10	
4	Kaitlyn Duhon	24:30	2-6	0-2	2-4	2 5 7	2 4	6	1	2	1	2	0	5	
1	Mya Pratcher	13:04	0-3	0-0	0-0	0 6 6	1 0	0	0	0	0	1	1	3	
12	Mar'shaun Bostic	14:11	2-4	0-0	2-3	1 1 2	4 2	6	1	1	1	0	0	5	
20	Oyindamola Akinbolawa	03:29	0-0	0-0	0-0	0 0 0	0 0	0	0	1	1	0	0	-2	
Team						0 2 2				0					
Totals			18-56	1-14	14-27	8 32 40	27 27	51	7	22	8	4	1	-3	

Technical Fouls: NONE

Dead Ball Rebounds: 10, 2

	ARK	AUB
Biggest lead	15 (2 nd 7:14)	0 (1 st 10:00)
Best Scoring Run	8 (2 nd 7:14)	6 (2 nd 3:41)
Lead Changes	0	
Times Tied	2	
Time with Lead	36:06	00:00
Points from Turnovers	12	8
Paint	20	16
Second Chance	10	8
Fast Breaks	7	9
Bench	5	25
Period by Period Scoring		
1st	16	10
2nd	16	10
3rd	16	10
4th	12	51



Official Basketball Box Score - Final
Arkansas at Vanderbilt
02/09/23 Memorial Gymnasium, Nashville
2022-23 Women's Basketball

Game Time: 8:00 PM
Game Duration: 2:08
Attendance: 1,978

Officials: Pualani Spurlock-Welsh, Frank Steratore, Eric Brewton

Arkansas - 70

Record: 18-8 (5-6)

NO.	Name	Min	FG M-A	3P M-A	FT M-A	Rebounds OR DR TOT	Fouls PF F	TP	AS	TO	ST	Blocks BS BA	+/-
4	Erynn Barnum	F 25:33	4-8	0-0	4-4	6 1 7	4 2	12	0	5	1	1 2	-8
0	Saylor Poffenbarger	G 30:42	3-6	0-3	1-2	0 1 1	5 1	7	1	1	0	1 0	-4
2	Samara Spencer	G 37:31	1-8	0-2	0-0	0 4 4	2 4	2	4	3	1	0 0	-9
34	Chrissy Carr	G 36:48	7-13	3-8	1-2	1 4 5	3 1	18	0	2	1	0 0	-7
43	Makayla Daniels	G 37:22	11-23	4-11	5-6	0 3 3	4 7	31	1	0	3	1 1	-5
11	Rylee Langerman	10:41	0-0	0-0	1-3	4 1	1 0	1	1	0	1	0 0	-2
24	Jersey Wollenbarger	06:56	0-2	0-2	0-0	0 0 0	0 0	0	0	0	0	0 0	-5
55	Emmie Ellis	14:27	0-2	0-0	0-2	3 2 5	3 1	0	1	1	0	0 1	0
Team						1 1 2							
Totals			26-62	7-26	11-16	12 19 31	22 17	70	8	15	6	3 4	-8

Technical Fouls: NONE

NO.	Name	Min	FG	3P	FT	Rebounds	Fouls	TP	AS	TO	ST	Blocks	BS	BA	+/
			M-A	M-A	M-A	OR DR TOT	PF FD								
1 st	FG%	3-11	27.3%												
3PT%	1-5	20.0%													
FT%	6-10	60%													
2 nd	FG%	8-15	53.3%												
3PT%	2-8	25.0%													
FT%	1-2	50%													
3 rd	FG%	7-15	46.7%												
3PT%	3-5	60.0%													
FT%	0-0	0%													
4 th	FG%	8-21	38.1%												
3PT%	1-8	12.5%													
FT%	4-4	100%													
GM FG%	26-62	41.9%													
3PT%	7-26	26.9%													
FT%	11-16	68.8%													

Dead Ball Rebounds: 4, 0

Vanderbilt - 78

Record: 11-14 (2-9)

NO.	Name		Min	FG	3P	FT	Rebounds	Fouls	TP	AS	TO	ST	Blocks	BS	BA	+/
				M-A	M-A	M-A	OR DR TOT	PF FD								
35	Sacha Washington	F	28:45	8-12	0-0	0-0	4 4 8	3 2	16	1	3	2	3	1	16	
11	Ciaja Harbison	G	40:00	5-15	0-3	6-11	1 2 3	2 7	16	8	7	4	0	1	8	
14	Marnelle Garraud	G	40:00	6-12	4-8	3-3	2 5 7	3 3	19	0	1	0	0	0	8	
21	Bella LaChance	G	40:00	3-6	1-2	0-0	0 2 2	2 2	7	1	1	1	0	0	8	
24	Ryanne Allen	G	33:44	2-6	2-5	6-6	1 5 6	2 5	12	2	1	0	1	1	10	
5	Yaubryon Chambers		06:53	1-2	0-0	0-0	0 1 1	4 1	2	0	2	0	0	0	-8	
12	Demi Washington		10:38	2-3	0-0	2-2	0 2 2	1 2	6	0	0	0	0	0	-2	
Team							5 3 8			0	1					
Totals				27-56	7-18	17-22	13 24 37	17 22	78	12	16	7	4	3	8	

Technical Fouls: NONE

NO.	Name	Min	FG	3P	FT	Rebounds	Fouls	TP	AS	TO	ST	Blocks	BS	BA	+/
			M-A	M-A	M-A	OR DR TOT	PF FD								
1 st	FG%	7-16	43.8%												
3PT%	4-10	40.0%													
FT%	0-0	0%													
2 nd	FG%	7-13	53.8%												
3PT%	3-5	60.0%													
FT%	2-2	100%													
3 rd	FG%	7-14	50.0%												
3PT%	0-2	0.0%													
FT%	4-7	57.1%													
4 th	FG%	6-13	46.2%												
3PT%	0-1	0.0%													
FT%	11-13	84.6%													
GM FG%	27-56	48.2%													
3PT%	7-18	38.9%													
FT%	17-22	77.3%													

Dead Ball Rebounds: 2, 1

	ARK	VAN
Biggest lead	2 (1 st 8:47)	10 (4 th 5:39)
Best Scoring Run	8 (2 nd 8:55)	7 (1 st 5:48)
Lead Changes	7	
Times Tied	1	
Time with Lead	01:54	36:53
Points from Turnovers	18	16
Paint	36	36
Second Chance	8	14
Fast Breaks	6	8
Bench	0	8
Period by Period Scoring		
1st	13	17
2nd	19	17
3rd	17	21
4th	7	78



Official Basketball Box Score - Final
Missouri at Arkansas
02/12/23 Bud Walton Arena, Fayetteville
2022-23 Women's Basketball

Game Time: 2:00 PM
Game Duration: 1:45
Attendance: 4,492

Officials: Dee Kanter, William (Billy) Smith, Kylene Galloway

Missouri - 33

Record: 15-10 (4-8)

NO.	Name	Min	FG	3P	FT	Rebounds	Fouls	TP	AS	TO	ST	Blocks	BS	BA
			M-A	M-A	M-A	OR DR TOT	PF FD							+/
20	Sarah Linthacum	F 10:58	0-0	0-0	1-2	1 3 4	2 1	1	0	0	0	0	0	-5
43	Hayley Frank	F 39:06	4-11	0-2	0-0	2 3 5	1 3	8	1	1	2	0	0	-31
1	Lauren Hansen	G 26:58	2-6	0-2	0-0	0 1 1	1 4	1	2	1	0	1	0	-29
4	Mama Dembele	G 23:17	2-6	0-2	1-1	1 1 2	0 2	5	0	3	1	0	0	-24
13	Hayley Troup	G 26:00	0-4	0-3	2-2	0 1 1	3 2	2	1	4	0	0	0	-14
2	Sara-Rose Smith	G 02:01	0-0	0-0	0-0	0 0 0	0 0	0	0	0	0	0	0	0
10	Katlyn Gilbert	F 17:47	2-6	0-3	1-4	0 2 2	1 2	5	0	3	2	0	0	-4
24	Ashton Judd	F 23:40	1-7	1-3	1-2	0 2 2	1 1	4	2	2	4	0	0	-12
32	Jayla Kelly	F 07:19	0-1	0-1	0-0	0 0 0	3 0	0	0	1	0	0	0	-10
21	Averi Kroenke	F 21:53	2-5	0-0	0-0	1 0 1	3 0	4	0	2	1	2	1	-8
40	Micah Linthacum	F 01:01	0-0	0-0	0-0	0 0 0	1 0	0	0	1	0	0	0	-3
Team						4 3 7	0	0	3					
Totals				13-46	1-15	6-11	9 16 25	16 12	33 5	22 11	2 6	28		



Official Basketball Box Score - Final
Arkansas at Georgia
02/19/23 Stegeman Coliseum, Athens
2022-23 Women's Basketball

Game Time: 12:00 PM
Game Duration: 1:40
Attendance: 4,109

Officials: Gina Cross, Joseph Vaszily, Teresa Stuck

Arkansas - 48

Record: 19-10 (6-8)

NO.	Name	Min	FG		3P		FT		Rebounds			Fouls		TP	AS	TO	ST	Blocks		+/-
			M-A	M-A	M-A	M-A	OR	DR	TOT	PF	FD							BS	BA	
4	Erynn Barnum	F 27:03	6-12	0-0	4-5	4	3	7	1	4	16	0	2	0	1	0	-19			
0	Saylor Poffenbarger	G 35:29	3-11	0-6	0-0	0	7	7	3	1	6	3	2	1	0	0	-26			
2	Samara Spencer	G 36:05	0-8	0-8	0-0	0	0	0	2	0	0	2	5	1	0	0	-20			
34	Chrissy Carr	G 32:52	7-16	5-13	2-2	0	0	0	1	2	21	1	1	1	0	0	-9			
43	Makayla Daniels	G 31:28	1-7	0-5	1-1	2	2	4	3	2	3	6	3	0	0	1	-20			
11	Rylee Langerman	12:27	0-0	0-0	0-0	1	0	1	2	0	0	0	1	0	0	0	-6			
24	Jersey Wolfenbarger	11:39	0-2	0-1	0-0	0	2	2	0	0	0	1	1	0	0	0	-11			
55	Emrie Ellis	12:57	0-0	0-0	2-2	0	3	3	1	1	2	0	0	0	0	0	-4			
Team						3	0	3			0		2							
Totals			17-56	5-33	9-10	10	17	27	15	10	48	13	17	3	1	1	-23			

Technical Fouls:Coach 4th5:26Coach 4th5:26

Shooting By Period			
1 st	FG%	4-14	28.6%
3PT%	1-8	12.5%	
FT%	2-2	100%	
2 nd	FG%	5-13	38.5%
3PT%	2-9	22.2%	
FT%	4-4	100%	
3 rd	FG%	5-17	29.4%
3PT%	2-11	18.2%	
FT%	1-2	50%	
4 th	FG%	3-12	25.0%
3PT%	0-5	0.0%	
FT%	2-2	100%	
GM FG%	17-56	30.4%	
3PT%	5-33	15.2%	
FT%	9-10	90.0%	

Dead Ball Rebounds: 2, 0

Georgia - 71

Record: 19-9 (9-6)

NO.	Name	Min	FG		3P		FT		Rebounds			Fouls		TP	AS	TO	ST	Blocks		+/-
			M-A	M-A	M-A	M-A	OR	DR	TOT	PF	FD							BS	BA	
20	Jordan Isaacs	F 21:12	1-2	0-0	2-2	1	6	7	3	1	4	1	0	0	1	0	11			
24	Brittney Smith	F 25:04	4-9	0-0	1-3	1	5	6	3	2	9	2	1	0	0	0	16			
1	Chloe Chapman	G 16:57	2-7	0-0	0-0	0	1	1	0	0	4	3	1	1	0	0	1			
3	Diamond Battles	G 35:56	5-9	0-2	3-4	1	2	3	1	1	13	6	3	0	0	1	24			
31	Audrey Warren	G 40:00	6-9	2-5	0-0	1	2	3	0	4	14	5	1	2	0	0	23			
35	Javyn Nicholson	31:11	10-15	0-0	2-2	5	2	7	1	2	22	1	4	4	0	0	20			
23	Alisha Lewis	27:07	2-3	0-0	1-1	0	3	3	2	3	5	3	3	3	0	0	21			
22	Malury Bates	02:33	0-2	0-0	0-0	0	0	0	0	0	0	0	1	0	0	0	-1			
Team						0	6	6			0		1							
Totals			30-56	2-7	9-12	9	27	36	10	13	71	21	15	10	1	1	23			

Technical Fouls::NONE

Shooting By Period			
1 st	FG%	7-14	50.0%
3PT%	1-1	100.0%	
FT%	0-0	0%	
2 nd	FG%	6-14	42.9%
3PT%	0-4	0.0%	
FT%	4-4	100%	
3 rd	FG%	8-15	53.3%
3PT%	0-1	0.0%	
FT%	1-2	50%	
4 th	FG%	9-13	69.2%
3PT%	1-1	100.0%	
FT%	4-6	66.7%	
GM FG%	30-56	53.6%	
3PT%	2-7	28.6%	
FT%	9-12	75.0%	



















Dead Ball Rebounds: 3, 1

	ARK	UGA
Biggest lead	1 (1 st 8:35)	25 (4 th 2:37)
Best Scoring Run	7 (2 nd 7:53)	16 (4 th 2:37)
Lead Changes	2	
Times Tied	3	
Time with Lead	00:51	37:13

Points from	ARK	UGA
Turnovers	14	18
Paint	18	38
Second Chance	11	18
Fast Breaks	0	5
Bench	2	27

Period by Period Scoring					
	1st	2nd	3rd	4th	TOT
ARK	11	16	13	8	48
UGA	15	16	17	23	71

TV/RADIO CHART

0		<div><div>Saylor Poffenbarger</div><div>R-Fr. G TR 6-2 Middletown, Md. UConn Major: Recreation & Sport Management</div></div>	<table><tr><th></th><th>GP-GS</th><th>PPG</th><th>RPG</th><th>APG</th><th>MPG</th></tr><tr><td>Season</td><td>29-29</td><td>8.7</td><td>6.6</td><td>2.3</td><td>32.5</td></tr><tr><td>Career</td><td>41-29</td><td>6.3</td><td>4.7</td><td>1.6</td><td>23.8</td></tr></table>		GP-GS	PPG	RPG	APG	MPG	Season	29-29	8.7	6.6	2.3	32.5	Career	41-29	6.3	4.7	1.6	23.8	<ul style="list-style-type: none">Logged six points, seven defensive rebounds & three assists at GeorgiaHer four double-doubles is most since Taylah Thomas in 2019-20No. 2 in single season defensive rebounds at Arkansas (166)Five-time SEC Freshman of the Week, which leads the leagueA versatile player who can be put in positions one through fiveTransferred to Arkansas in the winter of 2022 from UConnNo. 5 in defensive rebounds/gm (5.7) and 13 in rebounds in SEC
	GP-GS	PPG	RPG	APG	MPG																	
Season	29-29	8.7	6.6	2.3	32.5																	
Career	41-29	6.3	4.7	1.6	23.8																	
2		<div><div>Samara Spencer</div><div>So. G 1L 5-7 Fort Lauderdale, Fla. St. Thomas Aquinas Major: Recreation & Sport Management</div></div>	<table><tr><th></th><th>GP-GS</th><th>PPG</th><th>RPG</th><th>APG</th><th>MPG</th></tr><tr><td>Season</td><td>29-29</td><td>13.4</td><td>3.8</td><td>4.4</td><td>33.9</td></tr><tr><td>Career</td><td>60-55</td><td>12.8</td><td>3.7</td><td>3.7</td><td>31.9</td></tr></table>		GP-GS	PPG	RPG	APG	MPG	Season	29-29	13.4	3.8	4.4	33.9	Career	60-55	12.8	3.7	3.7	31.9	<ul style="list-style-type: none">Had two assists at GeorgiaLogged career-high 32 points w/ 6 3-pointers on her b-day vs. ORUNo. 4 in assists. No. 6 in free throw attempts (132) and No. 17 in scoring in SEC, and No. 41 in total assists (127) in NCAANamed SEC Freshman of the Year, first for Arkansas since 2009Won SEC Freshman of the Week four times last seasonLed St. Thomas to state title as a senior
	GP-GS	PPG	RPG	APG	MPG																	
Season	29-29	13.4	3.8	4.4	33.9																	
Career	60-55	12.8	3.7	3.7	31.9																	
4		<div><div>Erynn Barnum</div><div>R-Sr. F 3L 6-2 Little Rock, Ark. Little Rock Central Major: Recreation & Sport Management</div></div>	<table><tr><th></th><th>GP-GS</th><th>PPG</th><th>RPG</th><th>APG</th><th>MPG</th></tr><tr><td>Season</td><td>29-29</td><td>16.7</td><td>6.8</td><td>1.8</td><td>27.3</td></tr><tr><td>Career</td><td>106-39</td><td>9.4</td><td>5.1</td><td>0.8</td><td>18.3</td></tr></table>		GP-GS	PPG	RPG	APG	MPG	Season	29-29	16.7	6.8	1.8	27.3	Career	106-39	9.4	5.1	0.8	18.3	<ul style="list-style-type: none">One of 10 candidates for Katrina McClain AwardReached 1,000 points at Georgia, finishing w/ 16 points & seven boardsRecorded career-high 37 points vs. Ole Miss, 7th most points scored in a game in school history & surpassed 500 career reboundsNever had a 20-point game prior to this year and now has nineLeads SEC in FG percentage (.581) and No. 5 in scoring and 11 in rebounds in the league, and No. 19 nationally in FG percentage
	GP-GS	PPG	RPG	APG	MPG																	
Season	29-29	16.7	6.8	1.8	27.3																	
Career	106-39	9.4	5.1	0.8	18.3																	
11		<div><div>Rylee Langerman</div><div>Jr. G 2L 5-9 Norman, Okla. Christian Heritage Major: Biology</div></div>	<table><tr><th></th><th>GP-GS</th><th>PPG</th><th>RPG</th><th>APG</th><th>MPG</th></tr><tr><td>Season</td><td>29-0</td><td>2.8</td><td>3.3</td><td>0.6</td><td>17.8</td></tr><tr><td>Career</td><td>74-7</td><td>2.7</td><td>3.1</td><td>0.7</td><td>16.5</td></tr></table>		GP-GS	PPG	RPG	APG	MPG	Season	29-0	2.8	3.3	0.6	17.8	Career	74-7	2.7	3.1	0.7	16.5	<ul style="list-style-type: none">Two-time SEC Community Service Team recipientRegistered 12.5 minutes in game at GeorgiaLogged 10 points, five rebounds and four steals vs. TulsaSplashed in 14 3-pointers this seasonHas been involved in several tie ups that have been big in gamesAppeared in all 32 games last seasonDominated vs. Mizzou for career-high 17 points (5-for-6 from 3-point)Averaged 3.2 points and 3.7 rebounds per game last season
	GP-GS	PPG	RPG	APG	MPG																	
Season	29-0	2.8	3.3	0.6	17.8																	
Career	74-7	2.7	3.1	0.7	16.5																	
13		<div><div>Sasha Goforth</div><div>R-So. G 1L 6-1 Fayetteville, Ark. Oregon State Major: Human Development and Family Sciences</div></div>	<table><tr><th></th><th>GP-GS</th><th>PPG</th><th>RPG</th><th>APG</th><th>MPG</th></tr><tr><td>Season</td><td>N/A</td><td>N/A</td><td>N/A</td><td>N/A</td><td>N/A</td></tr><tr><td>Career</td><td>52-52</td><td>11.5</td><td>4.3</td><td>1.5</td><td>29.5</td></tr></table>		GP-GS	PPG	RPG	APG	MPG	Season	N/A	N/A	N/A	N/A	N/A	Career	52-52	11.5	4.3	1.5	29.5	<ul style="list-style-type: none">Won't see the floor this season, as she will be redshirtingHad a 4.0 with 18 credit hours during the fall semesterOnly Hog to start all 32 games last seasonOne of four players who averaged double digits in scoring, logging 11.5 points and 4.8 boards per game last seasonLed the team with 66 blocks, third most in program historyHighly recruited player out of Fayetteville HS, No. 7 nationally
	GP-GS	PPG	RPG	APG	MPG																	
Season	N/A	N/A	N/A	N/A	N/A																	
Career	52-52	11.5	4.3	1.5	29.5																	
15		<div><div>Ashlyn Sage</div><div>R-Fr. G 1L 6-2 Weatherford, Okla. Weatherford Major: Psychology</div></div>	<table><tr><th></th><th>GP-GS</th><th>PPG</th><th>RPG</th><th>APG</th><th>MPG</th></tr><tr><td>Season</td><td>N/A</td><td>N/A</td><td>N/A</td><td>N/A</td><td>N/A</td></tr><tr><td>Career</td><td>15-0</td><td>1.2</td><td>0.8</td><td>0.1</td><td>5.2</td></tr></table>		GP-GS	PPG	RPG	APG	MPG	Season	N/A	N/A	N/A	N/A	N/A	Career	15-0	1.2	0.8	0.1	5.2	<ul style="list-style-type: none">Won't play in 2022-23Started out collegiate career with a bang, going 2-of-2 from beyond the arc for six points vs. Tarleton StatePlayed 15 games off the bench, seven of those SEC gamesNo. 84 overall recruit in Premier Basketball's 2021 rankings
	GP-GS	PPG	RPG	APG	MPG																	
Season	N/A	N/A	N/A	N/A	N/A																	
Career	15-0	1.2	0.8	0.1	5.2																	
20		<div><div>Karley Johnson</div><div>Fr. G FR 5-9 Mustang, Okla. Mustang Major: Undecided</div></div>	<table><tr><th></th><th>GP-GS</th><th>PPG</th><th>RPG</th><th>APG</th><th>MPG</th></tr><tr><td>Season</td><td>8-0</td><td>0.1</td><td>0.3</td><td>0.1</td><td>3.0</td></tr><tr><td>Career</td><td>8-0</td><td>0.1</td><td>0.3</td><td>0.1</td><td>3.0</td></tr></table>		GP-GS	PPG	RPG	APG	MPG	Season	8-0	0.1	0.3	0.1	3.0	Career	8-0	0.1	0.3	0.1	3.0	<ul style="list-style-type: none">Only signee in fall classScored first collegiate point off FT at Little RockMade collegiate debut vs. UCA and has appeared in eight gamesTabbed a 2022 McDonald's All-American nomineeAs a senior at Mustang HS, averaged 12.3 points, 4.3 rebounds and 3.1 assists per game
	GP-GS	PPG	RPG	APG	MPG																	
Season	8-0	0.1	0.3	0.1	3.0																	
Career	8-0	0.1	0.3	0.1	3.0																	
21		<div><div>Loren Lindsey</div><div>Fr. G FR 5-11 Fayetteville, Ark. Fayetteville Major: Finance</div></div>	<table><tr><th></th><th>GP-GS</th><th>PPG</th><th>RPG</th><th>APG</th><th>MPG</th></tr><tr><td>Season</td><td>7-0</td><td>0.0</td><td>0.0</td><td>0.0</td><td>2.0</td></tr><tr><td>Career</td><td>7-0</td><td>0.0</td><td>0.0</td><td>0.0</td><td>2.0</td></tr></table>		GP-GS	PPG	RPG	APG	MPG	Season	7-0	0.0	0.0	0.0	2.0	Career	7-0	0.0	0.0	0.0	2.0	<ul style="list-style-type: none">Local standout player out of Fayetteville HSMade collegiate debut versus UCA and has played in seven gamesTabbed to the All-Conference 6A West All-Defensive TeamNamed Northwest Arkansas Democrat Gazette Player of the WeekLed team to state semifinals in 2020 with 55-53 win, and the championship game was not played due to Covid-19
	GP-GS	PPG	RPG	APG	MPG																	
Season	7-0	0.0	0.0	0.0	2.0																	
Career	7-0	0.0	0.0	0.0	2.0																	
22		<div><div>Avery Hughes</div><div>Sr. G 3L 5-7 Bentonville, Ark. Bentonville Major: Nursing</div></div>	<table><tr><th></th><th>GP-GS</th><th>PPG</th><th>RPG</th><th>APG</th><th>MPG</th></tr><tr><td>Season</td><td>11-0</td><td>0.8</td><td>0.0</td><td>0.1</td><td>2.3</td></tr><tr><td>Career</td><td>46-0</td><td>0.9</td><td>0.1</td><td>0.2</td><td>3.4</td></tr></table>		GP-GS	PPG	RPG	APG	MPG	Season	11-0	0.8	0.0	0.1	2.3	Career	46-0	0.9	0.1	0.2	3.4	<ul style="list-style-type: none">Has seen action in 11 games this yearPlayed over two minutes against MissouriLogged season-high four points in three minutes against TroyFormer walk-on, earned a scholarship prior to 2021-22 seasonHas appeared in nine games this seasonBentonville HS's second leading scorer
	GP-GS	PPG	RPG	APG	MPG																	
Season	11-0	0.8	0.0	0.1	2.3																	
Career	46-0	0.9	0.1	0.2	3.4																	
24		<div><div>Jersey Wolfenbarger</div><div>So. F 1L 6-5 Fort Smith, Ark. Northside Major: Psychology</div></div>	<table><tr><th></th><th>GP-GS</th><th>PPG</th><th>RPG</th><th>APG</th><th>MPG</th></tr><tr><td>Season</td><td>27-3</td><td>3.7</td><td>3.6</td><td>0.3</td><td>16.4</td></tr><tr><td>Career</td><td>57-26</td><td>5.7</td><td>4.0</td><td>0.7</td><td>19.5</td></tr></table>		GP-GS	PPG	RPG	APG	MPG	Season	27-3	3.7	3.6	0.3	16.4	Career	57-26	5.7	4.0	0.7	19.5	<ul style="list-style-type: none">Played nearly 12 minutes at GeorgiaLogged season-high 15 points with six rebounds vs. Arkansas StatePulled down a career-high 12 boards against Oral RobertsNamed to SEC All-Freshman TeamRecorded two double-doubles as a freshman, started in all SEC gamesNo. 7 overall recruit and No. 1 wing player in the ESPN HoopGurlz 2021 recruiting rankings at the time of her signing
	GP-GS	PPG	RPG	APG	MPG																	
Season	27-3	3.7	3.6	0.3	16.4																	
Career	57-26	5.7	4.0	0.7	19.5																	
30		<div><div>Maryam Dauda</div><div>R-Fr. F FR 6-4 Bentonville, Ark. Bentonville Major: International Business</div></div>	<table><tr><th></th><th>GP-GS</th><th>PPG</th><th>RPG</th><th>APG</th><th>MPG</th></tr><tr><td>Season</td><td>27-0</td><td>3.8</td><td>2.7</td><td>0.6</td><td>11.6</td></tr><tr><td>Career</td><td>27-0</td><td>4.8</td><td>2.7</td><td>0.6</td><td>11.6</td></tr></table>		GP-GS	PPG	RPG	APG	MPG	Season	27-0	3.8	2.7	0.6	11.6	Career	27-0	4.8	2.7	0.6	11.6	<ul style="list-style-type: none">Did not play at GeorgiaMatched career-high 11 points with four rebounds, two assists and two blocks at No. 3/4 LSUSat out during 2021-22 season recovering from ACL injury13th-ranked player and top post player in the ESPN HoopGurlz 2021 recruiting class at her time of signingConsensus five-star recruit and McDonald's All-American
	GP-GS	PPG	RPG	APG	MPG																	
Season	27-0	3.8	2.7	0.6	11.6																	
Career	27-0	4.8	2.7	0.6	11.6																	
34		<div><div>Chrissy Carr</div><div>R-Sr. G TR 6-1 Eden Prairie, Minn. Syracuse Major: Operations Management</div></div>	<table><tr><th></th><th>GP-GS</th><th>PPG</th><th>RPG</th><th>APG</th><th>MPG</th></tr><tr><td>Season</td><td>29-29</td><td>11.6</td><td>3.5</td><td>0.6</td><td>27.9</td></tr><tr><td>Career</td><td>144-142</td><td>11.4</td><td>3.7</td><td>1.2</td><td>29.3</td></tr></table>		GP-GS	PPG	RPG	APG	MPG	Season	29-29	11.6	3.5	0.6	27.9	Career	144-142	11.4	3.7	1.2	29.3	<ul style="list-style-type: none">Led team with SEC-high 21 points with five 3-pointers at GeorgiaSplashed in 16 3-pointers in past four gamesLeads team w/ 69 3-pointers, which is 16th most in a single seasonNamed to Paradise Jam All-Tournament TeamLogged season-high 22 points at Little RockFirst in 3PT att. (197), second in 3-PT (2.4) & sixth in 3PT% (.350) in SECAcross five seasons, has started in all but two games in her career
	GP-GS	PPG	RPG	APG	MPG																	
Season	29-29	11.6	3.5	0.6	27.9																	
Career	144-142	11.4	3.7	1.2	29.3																	
43		<div><div>Makayla Daniels</div><div>Sr. G 3L 5-8 Frederick, Md. Frederick Major: Recreation & Sport Management</div></div>	<table><tr><th></th><th>GP-GS</th><th>PPG</th><th>RPG</th><th>APG</th><th>MPG</th></tr><tr><td>Season</td><td>26-26</td><td>12.8</td><td>4.0</td><td>3.0</td><td>32.0</td></tr><tr><td>Career</td><td>114-114</td><td>11.8</td><td>3.4</td><td>2.6</td><td>28.0</td></tr></table>		GP-GS	PPG	RPG	APG	MPG	Season	26-26	12.8	4.0	3.0	32.0	Career	114-114	11.8	3.4	2.6	28.0	<ul style="list-style-type: none">Coming off SEC-high six assists w/ four boards at GeorgiaLogged season-high 31 points at Vanderbilt for third 30-point gameRecorded buzzer beating in first game vs. Vanderbilt, tallying 16 pointsNo. 7 in steals (1.9), 7 in FT% (.770) and minutes (32.0) in SECOne of 23 nationally to start in every collegiate game (min. 100 games)All-SEC Preseason Second Team choiceTabbed Paradise Jam Reef Tournament MVPNo. 16 all-time career scorer at Arkansas (1,347)
	GP-GS	PPG	RPG	APG	MPG																	
Season	26-26	12.8	4.0	3.0	32.0																	
Career	114-114	11.8	3.4	2.6	28.0																	
55		<div><div>Emrie Ellis</div><div>So. F 1L 6-3 Vanoss, Okla. Vanoss Major: Exercise Science</div></div>	<table><tr><th></th><th>GP-GS</th><th>PPG</th><th>RPG</th><th>APG</th><th>MPG</th></tr><tr><td>Season</td><td>20-0</td><td>0.9</td><td>1.4</td><td>0.1</td><td>8.0</td></tr><tr><td>Career</td><td>47-0</td><td>2.0</td><td>1.8</td><td>0.4</td><td>9.6</td></tr></table>		GP-GS	PPG	RPG	APG	MPG	Season	20-0	0.9	1.4	0.1	8.0	Career	47-0	2.0	1.8	0.4	9.6	<ul style="list-style-type: none">Coming off two points & three rebounds in 13 minutes at GeorgiaHas averaged 12.1 minutes per game in last three appearancesMatched season-high five points vs. Florida off perfect shooting dayHer five blocks vs. UABP in 2021 was most by a freshman Hog since 2014Had 11 points and five boards in 27 minutes vs. Auburn last yearNo. 48 overall recruit in ASGR's 2021 recruiting rankings
	GP-GS	PPG	RPG	APG	MPG																	
Season	20-0	0.9	1.4	0.1	8.0																	
Career	47-0	2.0	1.8	0.4	9.6																	
HC		<div><div>Mike Neighbors</div><div>Sixth season, 10th overall Alma Mater: Arkansas '93</div></div>	<div>Career: 213-115 (10th) AR: 115-74 (6)<ul style="list-style-type: none">Started season 13-0Passed 100 wins at Arkansas and 200 in his careerProud Arkansas native</div>	<div>AHC<div>Todd Schaefer Sixth Season</div></div> <div>AC<div>Pauline Love Fourth Season</div></div> <div><div></div>Lacey Goldwire Fourth Season</div>																		



Saylor Poffenbarger
R-Fr. | 6-2 | G
Middletown, Md.



Samara Spencer
So. | 5-7 | G
Fort Lauderdale, Fla.



Erynn Barnum
R-Sr. | 6-2 | F
Little Rock, Ark.



Rylee Langerman
Jr. | 5-9 | G
Norman, Okla.



Sasha Goforth
Jr. | 6-1 | G
Fayetteville, Ark.



Ashlyn Sage
So. | 6-2 | G
Weatherford, Okla.



Karley Johnson
Fr. | 5-9 | G
Mustang, Okla.



Loren Lindsey
Fr. | 5-11 | G
Fayetteville, Ark.



Avery Hughes
Sr. | 5-7 | G
Bentonville, Ark.



Jersey Wolfenbarger
So. | 6-5 | G/F
Fort Smith, Ark.



Maryam Dauda
R-Fr. | 6-4 | F
Bentonville, Ark.



Chrissy Carr
R-Sr. | 6-1 | G
Eden Prairie, Minn.



Makayla Daniels
Sr. | 5-9 | G
Frederick, Md.



Emrie Ellis
So. | 6-3 | F
Vanoss, Okla.



Mike Neighbors
Head Coach
Sixth Season



Todd Schaefer
Associate Head Coach
Sixth Season



Pauline Love
Assistant Coach
Sixth Season



Lacey Goldwire
Assistant Coach
Fourth Season



Amber Shirey
Director of Operations



Jayci Stone
Director of SA Development



Jeff Brazil
Special Assistant to the HC



Simone Rush
Head Athletic Trainer