



RAZORBACKS®

2022-23 Women's Basketball Game Notes

Kylie Magar | Assistant Director, Communications
E: kmagar@uark.edu | ArkansasRazorbacks.com

2022-23 SCHEDULE

Date	Opponent	Time	TV/RESULT
Nov. 2	vs. UAFA (exhibition)	7 PM	W, 92-62
Nov. 7	at UAPB	6 PM	W, 70-50
Nov. 11	Central Arkansas	10:30 AM	W, 72-34
Nov. 14	Tulsa	7 PM	W, 79-70
Nov. 17	Kent State	7 PM	W, 80-59
Nov. 20	at Little Rock	1 PM	W, 93-49
Nov. 24	Northern Arizona	5:45 PM	W, 82-73
Nov. 25	Clemson	8 PM	W, 76-62
Nov. 26	No. 25 Kansas State	8 PM	W, 69-53
Dec. 1	Troy	7 PM	W, 87-70
Dec. 4	Oral Roberts	2 PM	W, 92-58
Dec. 8	Lamar	7 PM	W, 63-50
Dec. 11	Arkansas State	3 PM	W, 77-63
Dec. 17	at No. 16/16 Creighton	1 PM	W, 83-75
Dec. 20	No. 16/15 Oregon+	3 PM	L, 85-78
Dec. 21	USF+	3 PM	L (OT), 66-65
Dec. 29	No. 9/9 LSU*	6 PM	L, 69-45
Jan. 1	at Kentucky*	1 PM	W, 71-50
Jan. 5	Florida*	7 PM	W, 102-74
Jan. 8	at Missouri*	2 PM	W, 77-55
Jan. 16	Vanderbilt*	6 PM	W, 84-81
Jan. 19	at No. 3/4 LSU*	8 PM	L, 79-76
Jan. 22	at No. 1/1 South Carolina*	2 PM	L, 92-46
Jan. 26	Alabama*	6 PM	L, 69-66
Jan. 29	Ole Miss*	4 PM	L (OT), 76-73
Feb. 5	at Auburn*	2 PM	W, 54-51
Feb. 9	at Vanderbilt*	8 PM	L, 78-70
Feb. 12	Missouri*	2 PM	W, 61-33
Feb. 16	Tennessee*	6 PM	L, 87-67
Feb. 19	at Georgia*	11 AM	L, 71-48
Feb. 23	at Mississippi State*	8 PM	L, 87-73
Feb. 26	Texas A&M*	11 AM	W, 78-65
March 2	(9) Missouri	11 AM	SECN

*-SEC Contest

S-Paradise Jam (St. Thomas, U.S. Virgin Islands)

+San Diego Invitational (San Diego, Calif.)

@ - SEC Tournament (Greenville, S.C.)

All Times CT

32 ARKANSAS VS. MISSOURI | SEC TOURNAMENT | BON SECOURS WELLNESS ARENA | MARCH 2 | SECN

#8 Arkansas Razorbacks



#9 Missouri Tigers

Record 20-11
Conference Record 7-9
AP Poll N/A
USA Today Coaches Poll N/A
Head Coach Mike Neighbors
HC Record at UofA (Yrs) 116-75 (sixth season)
HC Career Record (Yrs) 214-116 (10th season)
Neighbors' Record vs. Missouri 10-4

Record 17-12
Conference Record 6-10
AP Poll N/A
USA Today Coaches Poll N/A
Head Coach Robin Pingeton
HC Record at Missouri (Yrs) 224-179 (13th season)
HC Career Record (Yrs) 559-336 (28th season)
Pingeton's Record vs. UofA 8-14

LAST STARTING 5



#43 MAKAYLA DANIELS

Sr. | G | 5-8 | Frederick, Md.

PPG	RPG	APG	MPG
12.9	4.0	3.0	32.0



#2 SAMARA SPENCER

So. | G | 5-7 | Fort Lauderdale, Fla.

PPG	RPG	APG	MPG
14.0	3.8	4.3	33.9



#0 SAYLOR POFFENBARGER

R-Fr. | F | 6-2 | Middletown, Md.

PPG	RPG	APG	MPG
8.7	6.6	2.3	32.4



#34 CHRISSY CARR

R-Sr. | G | 6-1 | Edern Prairie, Minn.

PPG	RPG	APG	MPG
11.4	3.6	0.5	28.0



#4 ERYNN BARNUM

R-Sr. | F | 6-2 | Little Rock, Ark.

PPG	RPG	APG	MPG
16.3	6.6	1.8	27.0

SNAPSHOT:

- Recorded 12 points, four, rebounds, four assists and two blocks against Texas A&M
- Sits No. 16 (1,376) on the all-time scoring list
- No. 8 in FT% (.775) and steals (1.8) and 15 in assists (3.04) in the SEC
- Preseason All-SEC Second Team choice

SNAPSHOT:

- Coming off game-leading 19 points with five assists vs. Texas A&M
- Has 133 assists, ninth most in a single season
- No. 3 in assists and No. 16 in scoring in SEC
- Tabbed the 2022 SEC Freshman of the Year

SNAPSHOT:

- SEC All-Freshman Team recipient
- Recorded nine points, five assists, four rebounds and two steals vs. Texas A&M
- Five-time SEC Freshman of the Week
- No. 2 in single-season def. rebounds at Arkansas (180)
- No. 4 in def. RPG & No. 12 in rebounding in the SEC

SNAPSHOT:

- Recorded eight points and six boards on Senior Day vs. Texas A&M
- Leads with 71 triples, 14th most in single season
- Has started in 144 career games
- No. 5 in 3-pointers per game (2.3) and seventh in 3-point percentage (.336) in SEC

SNAPSHOT:

- Registered 12 points & five boards vs. Texas A&M
- Reached 1,000 career-points at Georgia
- Katrina McClain Midseason Top 10 & All-SEC 2nd Team
- Leads SEC in FG% (.573), seventh in scoring and 11th in rebounding
- 21st in FG% in NCAA

FOLLOW, WATCH & LISTEN



@RAZORBACKWBB

TV: SECN

On the Call: Eric Feade and Tamika Catchings
Sideline Reporter: Brooke Weisbrod

Razorback Sports Network from Learfield (Radio)

Phil Elson - <http://143.223.155.160/audio>
Fayetteville - KQSM-FM-92.1 /// KYNG-AM - 1590*
Fort Smith - KFPW-AM-1230 /// KHGG-AM-1580



NEIGHBORHOOD WATCH

→ Arkansas is the No. 8 seed, set to play No. 9 seed Missouri in the first round of the 2023 SEC Women's Basketball Tournament in Greenville, South Carolina

→ The matchup marks the third time this season Arkansas will face Missouri, as well as the second straight year the Battle Line rivals will play one another three times in a season. Winner of this game will face No. 1 seed South Carolina on Friday, March 3 at 11 a.m. CT

→ Arkansas has the edge in the first two games played against the Tigers, winning both by an average margin of 25.0 points. In the last matchup, Arkansas held Missouri to just 33 points, which marked a new record of least defensive points given up in an SEC game in program history

→ The Razorbacks are looking for one final push for an NCAA Tournament berth

→ Arkansas holds the 20-12 advantage over Missouri, 14-8 as SEC opponents, in the all-time series

→ SEC All-Conference awards were just announced. **Erynn Barnum** earned a spot on the SEC Second Team, while **Saylor Poffenbarger** was named to the SEC All-Freshman Team

→ The team is coming off the program's 22nd 20-win season, third under head coach **Mike Neighbors** after beating Texas A&M, 78-65

→ The team started the season 13-0 and finished the non-conference slate at 13-2, with its win total leading the country for majority of the non-conference season

→ **Barnum** leads the team in scoring and rebounding with 16.3 points and is tied for the most rebounds with 6.6 per game. Her .573 field goal percentage leads the SEC, as it has majority of the season. She surpassed 1,000 points in her career and became the 18th Razorback to join the 1,000 points/500 rebound club last week

→ **Barnum** is one of 10 candidates for the Katrina McClain Award, given to the best power forward in the country

→ **Samara Spencer** is the second leading scorer with 14.0 points per game and leads the team in assists with 13.3. Her 4.3 assists per game is the fifth most in the SEC

→ **Makayla Daniels** leads the team in steals with 51 and averages 12.9 points per game

→ **Daniels** keeps moving up in career top 10-20 lists, sitting No. 16 in points (1,376), No. 4 in career starts (116), No. 9 in career 3-pointers (162) and No. 14 in career assists (301)

→ **Chrissy Carr** logs 11.5 points per game and leads the squad with 71 3-pointers

→ **Poffenbarger** ties for a team's best 6.6 rebounds per game and leads the team with 35 blocks. She has 180 defensive rebounds and needs 11 more to earn the individual season defensive rebound record

→ The team is second in least turnovers committed per game in the SEC with 13.7 per game

→ Arkansas gets to the line 23.5 times per game, which is second in the conference and sixth in the country. The Razorbacks' 15.6 makes from the free throw line per game is third in the SEC and 13th in the NCAA

→ Arkansas leads the SEC in 3-point attempts per game (26.9), which is 11th in the country, and No. 2 in 3-pointers per game (8.0) in the league

→ Head coach **Neighbors** earned his 200th win in late November at the Paradise Jam in the Virgin Islands versus Northern Arizona (W, 82-73) and surpassed 100 wins at Arkansas following the team's 80-59 win over Kent State

→ With **Neighbors** in charge, the Hogs are coming off back-to-back NCAA Tournament appearances (should be back-to-back-to-back had the COVID-19 pandemic have not cancelled the 2020 tournament) and four consecutive winning seasons. **Neighbors** also has the most wins of any collegiate coach with 10 years of experience

→ The Razorbacks were projected to finish fourth in the SEC Preseason Media Poll and tied for fifth in the SEC Preseason Coaches Poll. **Daniels** represents Arkansas on the Preseason Second Team (Coaches Poll)

SCOUTING MISSOURI ABOUT THE TIGERS

→ Missouri is 17-12, 6-10 in the SEC to finish the conference slate in ninth

→ **Hayley Frank** leads the Tigers with 15.4 points per game and 18 total blocks

→ **Sara-Rose Smith** has a team's best 6.5 rebounds per game

→ **Mama Dembele** has tallied a team's most 80 assists and **Lauren Hansen** has grabbed a team-leading 37 steals

→ In the SEC Preseason Poll, Missouri was picked to finish 12th in the coaches and media polls

→ **Frank** was named to the All-SEC Second Team

ABOUT THE HEAD COACH

→ **Robin Pingeton** is in year 13 at Missouri, having led the Tigers to four NCAA Tournament appearances and nine postseason berths

→ **Pingeton** is one of 34 active Division I head coaches with 500+ wins, as well as one of 16 at the helm of a Power Five program

→ Before Missouri, **Pingeton** was at the helm of Illinois State and her alma mater St. Ambrose

SERIES HISTORY OF MISSOURI VS. ARKANSAS

→ Arkansas is 20-12 against the Tigers, 14-8 in SEC play

→ Going into Thursday, Arkansas has a nine-game winning streak over the Tigers

→ The Razorbacks are 2-0 against the Tigers on a neutral site, which includes a win over Missouri last season in the SEC Tournament, 61-52 in overtime

→ Arkansas has defeated Missouri twice this season. In the first matchup, Arkansas won in Columbia, 77-55. **Saylor Poffenbarger** led Arkansas with a career-high 24 points, **Erynn Barnum** followed with 21 points and 11 rebounds and **Chrissy Carr** logged 16 points. **Poffenbarger** held **Frank** to just five points on 2-of-10 shooting

→ In the second matchup, Arkansas held Missouri to just 33 points in the 61-33 win, which was a program record in defensive points allowed in an SEC game by the Razorbacks. **Carr** led with 18 points, **Barnum** registered 14 points and nine rebounds and **Makayla Daniels** recorded 11 points. Again, **Poffenbarger** was locked in on defense, holding **Frank** to single digits in scoring with eight

BENCHMARK PERFORMANCES

10+ POINTS	19-20	20-21	21-22	22-23	TOT
Makayla Daniels	12	19	19	22	72
Erynn Barnum	4	9	6	26	45
Samara Spencer	-	-	20	21	41
Chrissy Carr	-	-	-	18	18
Jersey Wolfenbarger	-	-	12	2	14
Saylor Poffenbarger	-	-	-	12	12
Maryam Dauda	-	-	-	4	4
Rylee Langerman	-	0	1	1	2
Emrie Ellis	-	-	1	0	1

20+ POINTS	19-20	20-21	21-22	22-23	TOT
Makayla Daniels	2	1	5	3	11
Samara Spencer	-	-	3	7	10
Erynn Barnum	0	0	0	9	9
Chrissy Carr	-	-	-	2	2
Saylor Poffenbarger	-	-	-	1	1

30+ POINTS	19-20	20-21	21-22	22-23	TOT
Makayla Daniels	0	0	2	1	3
Erynn Barnum	0	0	0	1	1
Samara Spencer	-	-	0	1	1

5+ 3-POINTERS	19-20	20-21	21-22	22-23	TOT
Chrissy Carr	-	-	-	3	3
Samara Spencer	-	-	1	2	3
Makayla Daniels	1	0	1	0	2
Rylee Langerman	-	0	1	0	1

50% FG (8 ATT.)	19-20	20-21	21-22	22-23	TOT
Erynn Barnum	3	6	3	18	30
Makayla Daniels	4	3	10	3	20
Samara Spencer	-	-	8	8	16
Jersey Wolfenbarger	-	-	6	1	7
Chrissy Carr	-	-	-	5	5
Saylor Poffenbarger	-	-	-	4	4
Rylee Langerman	-	0	1	0	1

10+ REBOUNDS	19-20	20-21	21-22	22-23	TOT
Saylor Poffenbarger	-	-	-	7	7
Erynn Barnum	1	1	1	2	5
Jersey Wolfenbarger	-	-	2	1	3
Makayla Daniels	0	0	1	0	1
Rylee Langerman	-	0	1	0	1

5+ ASSISTS	19-20	20-21	21-22	22-23	TOT
Samara Spencer	-	-	5	12	17
Makayla Daniels	3	2	6	5	16
Saylor Poffenbarger	-	-	-	5	5
Erynn Barnum	0	0	0	3	3

3+ BLOCKS	19-20	20-21	21-22	22-23	TOT
Erynn Barnum	3	1	0	3	7
Jersey Wolfenbarger	-	-	2	2	4
Saylor Poffenbarger	-	-	-	3	3
Emrie Ellis	-	-	2	0	2
Chrissy Carr	-	-	-	1	1
Maryam Dauda	-	-	-	1	1

5+ STEALS	19-20	20-21	21-22	22-23	TOT
Makayla Daniels	4	1	1	1	7
Erynn Barnum	0	0	2	1	3
Rylee Langerman	-	0	1	0	1
Samara Spencer	-	-	1	0	1

DOUBLE-DOUBLES	19-20	20-21	21-22	22-23	TOT
Saylor Poffenbarger	-	-	-	4	4
Erynn Barnum	1	1	0	2	4
Jersey Wolfenbarger	-	-	2	0	2
Makayla Daniels	0	0	1	-	1

Stat Comparison

UA	Mizzou
72.8.....	Scoring.....65.0
65.6.....	Opp. Scoring.....61.4
.404.....	FG %......436
.374.....	Def. FG%......394
.299.....	3-pt. %......352
8.0.....	3-pt./gm......7.4
.663.....	FT%......732
38.1.....	Reb./gm......33.6
13.0.....	Assists/gm......13.5
13.7.....	TO/gm......15.5
+3.0.....	TO Margin.....-.0.4
6.8.....	Steals/gm......7.3
4.3.....	Blocks/gm......2.5

2022-23 SOUTHEASTERN CONFERENCE STANDINGS

CONFERENCE STANDINGS														
	CONFERENCE				OVERALL					AP				COACHES
	W-L	Pct.	H	A	W-L	Pct.	H	A	N	Streak	vs T10	vs T25	vs T10	vs T25
South Carolina	16-0	1.000	8-0	8-0	29-0	1.000	15-0	13-0	1-0	W29	3-0	5-0	3-0	6-0
LSU	15-1	.938	8-0	7-1	27-1	.964	15-0	8-1	4-0	W4	0-1	1-1	0-1	1-1
Tennessee	13-3	.810	7-1	6-2	21-10	.680	14-4	6-4	1-2	W1	0-5	0-7	0-5	0-7
Ole Miss	11-5	.688	6-2	5-3	22-7	.759	14-2	7-4	1-1	W2	0-2	0-3	0-2	1-3
Mississippi State	9-7	.563	6-2	3-5	20-9	.690	14-2	3-6	3-1	L1	0-2	0-2	0-2	0-3
Alabama	9-7	.563	4-4	5-3	20-9	.690	11-4	8-4	1-1	L2	0-2	0-3	0-2	1-3
Georgia	9-7	.563	6-2	3-5	20-10	.667	13-3	4-5	3-2	L1	0-4	0-4	0-3	0-4
Arkansas	7-9	.438	4-4	3-5	20-11	.645	11-4	6-5	3-2	W1	0-3	2-4	0-3	1-2
Missouri	6-10	.375	3-5	3-5	17-12	.586	10-6	5-5	2-1	L2	0-2	0-3	0-3	0-3
Auburn	5-11	.312	4-4	1-7	15-13	.536	13-5	1-7	1-1	W1	0-4	0-4	0-4	0-4
Florida	5-11	.312	3-5	2-6	16-13	.552	11-5	3-7	2-1	W2	0-0	0-1	0-0	0-1
Vanderbilt	3-13	.188	3-5	0-8	12-18	.400	9-7	3-9	0-2	L2	0-2	0-3	0-2	0-4
Texas A&M	2-14	.125	2-6	0-8	7-19	.269	7-8	0-11	0-0	L1	0-3	0-3	0-3	0-3
Kentucky	2-14	.125	1-7	1-7	10-18	.357	7-10	2-7	1-1	L6	0-3	0-5	0-3	0-6

2022-23 SEC Preseason Media Poll	2022-23 SEC Preseason Coaches' Poll
1. South Carolina	1. South Carolina
2. Tennessee	2. Tennessee
3. LSU	3. LSU
4. Arkansas	4. Alabama
5. Ole Miss	T5. Arkansas
6. Florida	T5. Mississippi State
7. Kentucky	7. Florida
8. Mississippi State	8. Ole Miss
9. Georgia	9. Georgia
10. Alabama	10. Kentucky
11. Texas A&M	11. Texas A&M
12. Missouri	12. Missouri
13. Auburn	13. Auburn
14. Vanderbilt	14. Vanderbilt

LAST TIME OUT

- Arkansas earned its way back in the win column with a 78-65 win over Texas A&M on Senior Day to clinch a 20-win season
- The Razorbacks made a season-high 13 3-pointers, which is the ninth most triples made in a game in program history. Seven different players made a 3-pointer, which was also a season-high
- **Samara Spencer** led the Razorbacks with 19 points, five assists and four rebounds
- **Erynn Barnum** registered 12 points and five rebounds, while **Makayla Daniels** has 12 points, four rebounds, four assists and two blocks
- The bench added 18 points, highlighted by nine by **Jersey Wolfenbarger** and seven points with two blocks from **Emrie Ellis**

SEC TOURNAMENT HISTORY

- Arkansas is 18-31 all-time in the SEC Tournament
- Against Missouri, Arkansas is 1-0 against the Tigers in the tournament
- Arkansas is 6-9 in the second round of the SEC Tournament
- The Razorbacks are 7-5 in the SEC Tournament in the **Mike Neighbors** era
- Arkansas' best finish in the tournament came in 2019, when No. 10 seed Arkansas made it the finals, dropping the Championship game, 101-70 against Mississippi State

AN ARKANSAS WIN MEANS...

- Tenth straight win over the Tigers
- Second consecutive second-round win in the SEC Tournament
- Most wins achieved by Arkansas since 2019-20 (when the team won 24 games)
- Resume builder for the NCAA Tournament
- A rematch against No. 1 South Carolina
- Happiness. A lot of happiness

MIDSEASON TOP 10

- **Erynn Barnum** was named one of 10 chosen to the Katrina McClain Power Forward of the Year Midseason Top 10 list, becoming the first Razorback to be named to this award's watch list or midseason list
- The list will be narrowed down to five in late February and the finalists will be chosen in late March to be then presented to Katrina McClain and the selection committee
- Being one of 20 on the original preseason watch list, she became the first Arkansas player to make a preseason watch list for an award since the 2020-21 season

ALL-CONFERENCE QUEENS

- **Erynn Barnum** earned All-SEC Second Team honors, marking the fourth straight year Arkansas has had an All-Conference recipient. She leads the Razorbacks with 16.4 points per game and 6.6 rebounds per game, while also leading the SEC in field goal percentage (.573)
- **Saylor Poffenbarger** is an All-SEC Freshman Team recipient. She is a five-time SEC Freshman Team recipient, leading the Razorbacks with 6.6 rebounds per game and 35 total blocks

BARNUM BUCKETS

- **Erynn Barnum** is now labeled as an All-SEC player, just being named on the All-SEC Second Team
- Coming off 12 points and five rebounds against Texas A&M
- She is the 32nd member of the 1,000-point club and 18th of the 1,000-point, 500-rebound group. She surpassed both milestones this season
- Tallied an incredible 37-point performance against Ole Miss, tying for the seventh most points scored in a game by a Razorback. She also surpassed 500 rebounds, becoming the 30th member of the 500-rebound club at Arkansas
- Leads the team with nine 20-point games, never having one prior to this season
- Only player to have two perfect shooting days in the SEC this year, going 8-of-8 vs. Arkansas State and 5-of-5 at Little Rock
- Among active SEC players, sits No. 9 in career rebounds (546) and No. 13 in scoring (1,022)
- SEC statistical rankings: first in field goal percentage (.573), third in free throw attempts (185), seventh in scoring (16.29) and offensive rebounds (2.61), 11th in rebounds (6.65) and 15th in blocks (1.06) and defensive rebounds (4.03)
- In SEC games, she is averaging 16.75 points per game, which is also seventh in the league
- NCAA statistical rankings: 16th in free throw attempts, 21st in field goal percentage and 50th in total points (505)
- Longest tenured Razorback, with this being her fifth year (redshirted in 2018-19)
- Last season averaged 7.6 points and 4.8 rebounds per game. She started in 10 of 22 games, missing a large part of the year due to injury

MAK ATTACK

→ This team is four-year veteran **Makayla Daniels'** team, who has shown consistency through her four seasons as a Razorback

→ Coming off 12 points, 22nd double-digit scoring game, as well as four rebounds, four assists and two blocks against Texas A&M

→ Registered the third 30-point game of her career with a season-high 31 points off 11-of-23 shooting at Vanderbilt

→ Sits No. 16 on the all-time scoring list with 1,376 points, needing four more to surpass **Sytia Messer** (1,379) at No. 15, 11 more to takeover **Sarah Watkins** (1,386) and 14 more to take the No. 13 spot held by **Dana Cherry** (1,389)

→ Also ranks No. 4 in career starts (116), No. 9 career 3-pointers (162) and No. 15 in career assists (301)

→ Has fourth most steals (187), as well as fifth most points and assists among active SEC players

→ SEC statistical rankings: seventh in minutes per game (32.03), eighth in free throw percentage (.775) and steals (1.82), 10th in 3-pointers made per game (1.89) and 11th in assist/turnover ratio (1.35), as well as sixth in assist/turnover ratio in SEC games with 1.4

→ Won Paradise Jam Reef Tournament MVP, averaging 17.3 points, 5.7 rebounds, 2.7 assists and 2.0 steals per game

→ Was No. 1 on Sportscenter for her buzzer beater against Vanderbilt in game where she finished with 16 points

→ Earned a spot on the SEC Preseason Second Team, her first recognition by the league since she was SEC Freshman of the Week in 2019-20

→ Last season averaged 14.0 points and a team-leading 5.3 rebounds. **Daniels** also averaged 2.9 assists and 1.8 steals per game

KEEPING IT 100!

→ **Makayla Daniels** is one of 23 players in collegiate women's basketball to start in all games they have appeared in with a minimum 100 contests

→ Notable names on the list

- 152 - Ashley Joens (Iowa State)
- 150 - Cate Reese (Arizona)
- 149 - Thelma Dis Agostodottir (Ball State)
- 136 - Lindsey Thall (Kent State)
- 133 - Ciaja Harbison (Vanderbilt/Saint Louis)
- 130 - Aliyah Boston (South Carolina)
- 129 - Zia Cooke (South Carolina)
- 129 - Lou Lopez-Senechal (UConn/Fairfield)
- **116 - Makayla Daniels (Arkansas)**
- 115 - Amari Young (Old Dominion)
- 114 - Lauren Park-Lane (Seton Hall)
- 114 - Elizabeth Kitley (Virginia Tech)

SPEEDY SAM

→ **Samara Spencer** was named the 2022 SEC Freshman of the Year, and has continued to be big for the team in her sophomore campaign

→ Dominates the paint with her speed to the basket, can get to the free throw line and can shoot the 3-pointer with great accuracy

→ Coming off leading the team in scoring in back-to-back games, including 19 points and five assists vs. Texas A&M and an SEC-high 25 points at Mississippi State

→ Logged a near double-double with 10 points and nine assists against Tennessee. She had just two turnovers in that game

→ Has earned 20 double-digit scoring games, seven 20+ point contests, as well as one 30-point game and a double-double

→ Logged a career-high 32 points against Oral Roberts, shooting 10-of-17 from the field with a career-high six 3-pointers

→ SEC statistical rankings: third in assists (4.29), fourth in minutes (33.87), fifth in free throw attempts (150), ninth in field goal attempts (373), 10th in assist/turnover ratio (1.45), 14th in 3-pointers made per game

WHAT'S HE SAYIN'?

Trying to figure out what Coach Neighbors is saying on the bench? Don't worry - he has a language all his own.

Coach Neighbors plays Positionless Basketball. Instead of having guards, forwards and centers, he has Rabbits, Rackers, Locks and Dragons.



Rabbits run the floor and look to score quickly with a layup.



Rackers bring the ball up the floor, and are trying to get to the rack.



Locks, generally good three-point shooters, are trying to win the race to the corners.



The Dragon is the last player down the court, dragging behind the others.

(1.68) and 16th in scoring (13.97)

→ NCAA statistical rankings: 48th in total assists (133)

→ Already surpassed last season's assist total, as she leads the team with 133, which is the ninth most in a season in school history

→ **Spencer** averaged 12.2 points, 3.7 rebounds, 3.1 assists, 1.2 steals and 30.1 minutes per game last season, while leading team with 96 assists

POFFEN OFF!

→ **Saylor Poffenbarger** is a big guard. If you need her to play any position one through five, she can handle it

→ Named to the SEC All-Freshman Team

→ Coming off nine points with three 3-pointers, five assists, four rebounds and two steals vs. Texas A&M

→ Put up her seventh 10+ rebound game at Mississippi State with 11

→ Logged her fourth double-double of the season at Auburn, registering 10 points and 10 rebounds. Her four double-doubles ties the most by a Razorback since **Taylah Thomas**, who also had four, in 2019-20

→ Lead the league in SEC Freshman of the Week awards with five

→ Recorded a career-high 24 points with six rebounds at Missouri, while holding the Tigers' best scorer, **Hayley Frank**, to just five points

→ Usually is put up against the opposing team's leading scorer, and has done a great job limiting their productivity

→ No. 2 in single-season defensive rebounds (180) at Arkansas. The record is 190 held by **Lauren Ervin** (2006-07)

→ SEC statistical rankings: fourth in defensive rebounds (5.81), sixth in minutes (32.40), 10th in blocks (1.13) and 12th in rebounds (6.61)

→ Joined the team midway through last year after transferring from UConn. She was the No. 30th-ranked recruit in the 2021 class

TRANSFER PORTAL JACKPOT

→ **Chrissy Carr** has started in all but two collegiate games she has appeared in during her fifth collegiate season with 144 starts

→ Reached double digits in scoring 18 times

OUR RECORD WHEN ...

Overall	20-11
Home / Away / Neutral	11-4/6-5/3-2
SEC	7-9
Home / Away	4-4/3-5
White Uniforms	13-5
Cardinal Uniforms	6-4
Anthracite Uniforms	1-2

LEADS/QUARTERS/HALFTIME/OT

Leading after the 1st quarter	15-3
Leading after the 2nd quarter/Half	18-2
Leading after the 3rd quarter	19-3
Leading at the half, home	9-1
Leading at the half, road/neutral	9-1
Tied at the half, home	0-0
Tied at the half, road/neutral	1-0
Games decided by 5 points or fewer	2-4
Games decided by 10 points or fewer	5-5
Leading with 5:00 left	20-3
Leading with 2:00 left	20-2
Overtime games	0-2

OFFENSE

Scoring less than 70 points	4-7
Scoring 70-79 points	8-4
Scoring 80-89 points	5-0
Scoring 90-99 points	2-0
Scoring 100+ points	1-0
2 Players Or Less in Double Figures	0-4
3 Players in Double Figures	10-5
4 Players in Double Figures	6-1
5 Players in Double Figures	3-1
5+ Players in Double Figures	1-0
When shooting 50 percent or higher	1-0
When shooting less than 50 percent	19-11

REBOUNDING/TURNOVERS

When outrebounding opponent	15-0
When outrebounded	4-11
When rebounds are even	1-0
When grabbing 10+ offensive reb	14-5
When forcing 15+ turnovers	12-8
When committing less than 15 turnovers	13-8
When committing 15+ turnovers	7-3

Top Scorers (Includes Ties)

Barnum ... @UAPB, UCA, TU, UO, USF, @UK, @LSU, Bama, Ole Miss, @AUB, Tenn	
Carr	@LR, K-ST, LU, UF, MIZ, @UGA
Daniels	CLEM, UF, @Vandy
Spencer ... @UABP, Kent, NAU, Troy, ORU, A-St., CU, LSU, UF, Vandy, @SC, @MSU, TAMU	
Poffenbarger	@UK, UF, @MIZ

Top Rebounders (Includes Ties)

Barnum	
@UAPB, UCA, @LR, NAU, CLEM, Troy, @UK, UF, @MIZ, Vandy, @LSU, Bama, Ole Miss, @Vandy, MIZ, @UGA	
Carr	NAU, TAMU
Daniels	LSU, Ole Miss, Tenn
Poffenbarger ... TU, @LR, CLEM, ORU, LU, A-St., CU, UO, USF, UF, @AUB, @UGA, @MSU	
Spencer	Kent, K-ST
Team	@SC
Wolfenbarger	LSU, Tenn

Months

November	8-0
December	5-3
January	4-4
February	3-4

this season and has led the team in points in six different contests (including ties)

→ Coming off eight points with two 3-pointers and a team-leading six rebounds vs. Texas A&M on her Senior Day

→ Named to the Paradise Jam All-Tournament Team, averaging 14.7 points and 5.0 rebounds per game

→ Delivered a season-high 22 points off 7-of-10 shooting and four 3-pointers at Little Rock

→ SEC statistical rankings: first in 3-point attempts (211), fifth in 3-pointers made per game (2.29) and seventh in 3-point percentage (.336)

→ NCAA statistical rankings: 20th in 3-point attempts and 40th in total 3-pointers (71)

→ Among active NCAA players, holds 13th most made 3-pointers (297) and 62nd most points (1,663)

→ An overall well-rounded player, **Carr** can shoot, attack the basket to get to her midrange, rebound and lead as a veteran player

→ Averaged double digits, or near to it, all four years thus far with 9.8 PPG as a freshman and sophomore at Kansas State and a career-high 15.2 points and 4.9 rebounds per game as a junior. In her one year at Syracuse, averaged 11.7 points and 4.6 boards per game, while leading the team in 3-pointers (60) and shooting 36.3 percent from deep

TAKING ONE FOR THE TEAM

→ Being told to play in a position you have never played before is quite tough, especially as a freshman in college, but **Jersey Wolfenbarger** handled that task with ease

→ **Wolfenbarger** played down low in just about every start last season, setting her up to play against some of the best bigs in the country

→ Was huge off the bench against Texas A&M, logging nine points, three rebounds and one steal in 17 minutes. She had a 7-0 run on her own in the first quarter to get Arkansas rolling

→ Started in three games this season with one of those starts coming against Arkansas State, where she logged a season-high 15 points off 4-of-8 shooting with six boards

→ Averaged 9.3 points, 8.0 rebounds and 2.7 blocks per game during that three-game stretch she started (ORU, Lamar and A-State)

→ Last season, averaged 7.6 points, 4.3 rebounds and 0.9 blocks per game and named to the All-SEC Freshman Team

→ Double-doubled twice last season with 12 points/11 rebounds at Missouri and 12 points/10 boards at Texas A&M

→ High school accolades: McDonald's All-American, two-time Arkansas Gatorade Player of the Year, No. 7 overall recruit in the country and No. 1 wing player in ESPN HoopGurlz, Naismith HS Player of the Year and FIBA U19 World Cup medalist

THE GLUE

→ **Rylee Langerman** is a hustler and team player. She is willing to do the dirty work or anything her team needs to win

→ Often called "the glue girl" and a player everyone needs on a team to be successful

→ Hustle-type or game-changing type plays are called "Rylees"

→ Her stats don't always show up on the box score, but if there's a loose ball, a ball going out of bounds or a tie-up, you can bet she's involved

→ Played 11 minutes and came up with two rebounds off the bench against Texas A&M

→ Leads the bench in minutes with 17.5 per

game

→ Registered second career double-digit scoring contest with 10 points, five boards and four steals against Tulsa

→ **Langerman** was named to the 2023 and 2022 SEC Community Service Team. She is a role model in the NWA community and beyond, as well as a positive light to those also affected by Alopecia

→ Averaged 3.2 points and 3.7 rebounds across 19.2 minutes per game last season

NICE, YET INTIMIDATING

→ **Maryam Dauda** is primed to be one of the top bigs in the SEC in the near future. The scariest thing about her is she can not only take care of business down low, but she can shoot 3-pointers and make them too

→ Coming off two points against Texas A&M

→ Performed well against top competition, delivering five points, three boards and two blocks at No. 1/1 South Carolina and matched a career-high 11 points, while also tallying four rebounds, two assists and two blocks in 13 minutes at No. 3/4 LSU

→ Registered a 3-pointer in six games and at least one block in 12

→ Recovered from an ACL injury she suffered from in high school last season

→ Was a top player out of high school, as the No. 13 player in the country according to ESPN HoopGurlz. She was also a McDonald's All-American

SE OKLAHOMA'S BEST KEPT SECRET

→ **Emrie Ellis** was a key component to last year's freshman class, logging a handful of minutes off the bench

→ Best game of the season came in the last contest vs. Texas A&M, logging seven points, three rebounds and two blocks in 12 minutes off the bench against Texas A&M

→ Has averaged 10.7 minutes per game in last seven game appearances

→ Registered five points off a perfect 1-of-1 shooting from 3-point and two free throws against Florida. Her first of two free throws elevated the Razorbacks to 100 points

→ **Ellis** saw a lot of time on the court as a rookie, appearing off the bench in 27 games to average 2.9 points, 2.1 rebounds, 0.8 blocks and 10.8 minutes per game

→ Her career-best game came when the team needed her the most against Auburn last season, tallying 11 points and

BY THE NUMBERS

1,376

Makayla Daniels is No. 16 on the all-time career scoring list at Arkansas with 1,376 points. She needs three more points to move up to No. 15 (1,379)

1,022

Erynn Barnum became the 32nd member of the 1,000-point club at Arkansas. She also achieved 500 career rebounds earlier this season to be the 18th Razorback to achieve 1,000 points and 500 rebounds in their career

180

Saylor Poffenbarger has 180 defensive rebounds this season, which is No. 2 all-time in a single season. She needs 10 more to tie Lauren Ervin for the record at 190

20

The team clinched a 20-win season on Sunday with a 78-65 victory over Texas A&M 20 wins. The victory clinched the third 20-win season in the Mike Neighbors era and 22nd in school history

GAME-BY-GAME STARTERS IN 2022-23 (ALPHABETICAL)

OPPONENT	1	2	3	4	5
UAPB	Barnum	Carr	Daniels	Poffenbarger	Spencer
Central Arkansas	Barnum	Carr	Daniels	Poffenbarger	Spencer
Tulsa	Barnum	Carr	Daniels	Poffenbarger	Spencer
Kent State	Barnum	Carr	Daniels	Poffenbarger	Spencer
Little Rock	Barnum	Carr	Daniels	Poffenbarger	Spencer
Northern Arizona	Barnum	Carr	Daniels	Poffenbarger	Spencer
Clemson	Barnum	Carr	Daniels	Poffenbarger	Spencer
Kansas State	Barnum	Carr	Daniels	Poffenbarger	Spencer
Troy	Barnum	Carr	Daniels	Poffenbarger	Spencer
Oral Roberts	Barnum	Carr	Poffenbarger	Spencer	Wolfenbarger
Lamar	Barnum	Carr	Poffenbarger	Spencer	Wolfenbarger
Arkansas State	Barnum	Carr	Poffenbarger	Spencer	Wolfenbarger
Creighton	Barnum	Carr	Daniels	Poffenbarger	Spencer
Oregon	Barnum	Carr	Daniels	Poffenbarger	Spencer
USF	Barnum	Carr	Daniels	Poffenbarger	Spencer
LSU	Barnum	Carr	Daniels	Poffenbarger	Spencer
Kentucky	Barnum	Carr	Daniels	Poffenbarger	Spencer
Florida	Barnum	Carr	Daniels	Poffenbarger	Spencer
Missouri	Barnum	Carr	Daniels	Poffenbarger	Spencer
Vanderbilt	Barnum	Carr	Daniels	Poffenbarger	Spencer
LSU	Barnum	Carr	Daniels	Poffenbarger	Spencer
South Carolina	Barnum	Carr	Daniels	Poffenbarger	Spencer
Alabama	Barnum	Carr	Daniels	Poffenbarger	Spencer
Ole Miss	Barnum	Carr	Daniels	Poffenbarger	Spencer
Auburn	Barnum	Carr	Daniels	Poffenbarger	Spencer
Vanderbilt	Barnum	Carr	Daniels	Poffenbarger	Spencer
Missouri	Barnum	Carr	Daniels	Poffenbarger	Spencer
Tennessee	Barnum	Carr	Daniels	Poffenbarger	Spencer
Georgia	Barnum	Carr	Daniels	Poffenbarger	Spencer
Mississippi State	Barnum	Carr	Daniels	Poffenbarger	Spencer
Texas A&M	Barnum	Carr	Daniels	Poffenbarger	Spencer

five boards in the thrilling win

VETERAN PRESENCE

→ The team has three players who have been on the team for 4+ years

→ Those three student-athletes are **Erynn Barnum**, **Makayla Daniels** and **Avery Hughes**

→ **Hughes** is a former walk-on, she earned a scholarship ahead of last season. She became the first walk-on for **Coach Neighbors** and staff at Arkansas. She logged a season-high four points against Troy and has appeared in 12 games this year, including on Senior Day → She also appeared in 14 games last year and is known for being one of the hardest workers on the team

THE FRESHIES

→ The Razorbacks have two true freshmen on the roster

→ **Karley Johnson** was the lone member of the fall signing class and has appeared in eight games, logging her first collegiate point off a free throw shot at Little Rock

→ **Johnson** is McDonald's All-American nominee and four-time Oklahoman's Super 5 Honorable Mention choice

→ **Loren Lindsey** is a 5-11 local product by way of Fayetteville High School. She joins the team as a walk-on

→ **Lindsey** has appeared in seven games

WE LOVE SASHA

→ **Sasha Goforth** has made the decision to sit out from playing basketball this season. She is redshirting during the 2022-23 season and is still on scholarship, engages in team activities and supports the players and coaches on the bench

→ During the fall semester, she earned a 4.0 GPA with 18 credit hours as a human development & family sciences major

→ Last season after transferring from Oregon State, Goforth was the only Hog to start in all 32 games. She logged 11.5 points, 4.8 rebounds and 2.1 blocks per game last season

SEC SAYLOR

→ **Saylor Poffenbarger** has won SEC Freshman of the Week five times this season, with her first two honors coming in back-to-back weeks and the most recent two also coming on consecutive weeks

→ Her five weekly honors is the most among freshmen

→ The fifth award she won was against Vanderbilt with 13 points and five boards

→ She had her fourth weekly award after averaging 20.0 points and 7.0 rebounds in Arkansas' big wins vs. Florida and Missouri. She logged a career-high 24 points at Mizzou → The first time, she won the award following an impressive showing at the Paradise Jam, averaging 12.3 points, 6.7 rebounds, 3.0 assists and 1.0 steal per game, while being instrumental to the team's Paradise Jam Reef Tournament Championship

→ Her second honor came after averaging a near double-double of 11.5 points and 8.0 rebounds per game across the team's wins over Troy (87-70) and Oral Roberts (92-58)

→ The third award came after her third double-double of the season in Arkansas' huge road win at No. 16 Creighton, where she recorded 16 points and 11 rebounds

BACKCOURT MATES

→ **Samara Spencer** and **Makayla Daniels** can be looked at as one of the top

point guard duos in the country

→ Together this year, the two are averaging a combined 26.9 PPG, 7.7 RPG and 7.4 APG

→ The two have combined for 43 double digit scoring games and 10 20+-point contests

→ Last season, they combined for 39 double digit scoring games and eight 20+ point contests

CLEAN GAME

→ The team has been limiting turnovers to 13.7 per game, which is second in the SEC

→ Arkansas has committed less than 15 turnovers in 22 games

→ The Razorbacks logged just five turnovers against Tennessee, a season's best

GETTING TO THE LINE

→ Arkansas is sixth in the country in free throw attempts (23.55) and No. 14 in free throw makes per game (15.61)

→ The Razorbacks are No. 2 in attempts and No. 3 in makes in the SEC

→ Arkansas went to the line a season-high 39 times at Auburn

→ Arkansas just missed one free throw at No. 3/4 LSU, to finish 10-for-11 for 90.9 percent

DRIP, DRIP, SPLASH

→ One thing about Arkansas women's basketball that hasn't changed is the team's ability to shoot from the outside

→ Arkansas is leading the SEC in 3-point attempts per game (26.9), which is 11th in the country

→ The team is also second in the SEC in 3-pointers per game (8.0), which is 40th in the NCAA

→ Arkansas' 834 3-point attempts is the second most in a single season in program history and 249 total 3-pointers is the fifth most

→ The Razorbacks have launched 10+ 3-pointers in nine games this year with a season-high 13 vs. Texas A&M, ninth most in a single game in school history

DEFENSIVE IMPROVEMENTS

→ Arkansas has improved on defense from last season

→ The team holds opponents to a defensive field goal percentage of 37.4 (fifth in the SEC and 52nd in the NCAA)

→ Broke a new record in defensive points allowed with 33 against Missouri the second time, holding the Tigers to 28.3 percent (1

→ Held Missouri to a then season-low 55 points off 29 percent shooting from the field in the first meeting

→ The Razorbacks held Lamar to just 17 second-half points off 17.2 percent shooting to hold the Cardinals to 50 points, which is tied with Kentucky's 50 for a season's best for the Razorbacks on defense

→ Held a hot-shooting Creighton team to 22.9 percent from 3-point (8-for-35) and 33.3 percent from the field (23-for-66)

→ Last season, Arkansas' defense held opponents to 66.5 points per game (11th in the SEC, 242nd in NCAA) and a 39.6 field goal percentage (seventh in SEC, 160th in NCAA)

TALLER BALLERS

→ Six of the 12 Razorback players are above 6 feet

→ Arkansas fans can see a lineup consist of four players above 6-0 on the roster

ALL-AMERICAN TALIAH

→ **Taliah Scott** was announced as a

McDonald's All-American. She becomes one of six Arkansas signees under the **Mike Neighbors** era at Arkansas to be named an All-American

→ She is No. 5 in the country in scoring with 35.8 points per game, according to MaxPreps. She just ended her high school career, logging 47 points in the state semifinals

→ Named to the Jersey Mike's Naismith High School Girls Midseason Team, one of 25, as well as a McDonald's All-American Game nominee

→ She surpassed 2,000 points in her high school career, playing at Saint John's Country Day School

CLASS OF 2023 SIGNEES

→ The Razorbacks added two talented players on National Signing Day and three more papers came through on Wednesday, Nov. 16

→ This class was ranked No. 14 prior to Signing Day, according to ESPN

→ **Maryn Archer** is from Derby, Kansas and is ranked by Prep Girls as the 29th-ranked player in the nation. She is a sharpshooter and will add depth to the Razorbacks' backcourt. She has enrolled early and can be seen on the bench this season

→ **Jenna Lawrence** will stay in Northwest Arkansas with this 6-3 forward getting ready to eclipse 2,000 points in her high school career. She is a four-star recruit and currently ranked No. 61 in the 2023 HoopGurlz Recruiting Rankings. **Lawrence** was also named as a McDonald's All-American game nominee

→ **Taliah Scott** is listed as the No. 11 player in the country, according to the 2023 HoopGurlz Recruiting Rankings and is a consensus 5-star guard out of North Florida. She just surpassed 2,000 points in her high school career early this week (12/5)

→ **Carly Keats** is a junior college product from Jones College and averaged 14.2 points and 4.0 assists per game as a senior in high school

→ **Cristina Sanchez** is just the seventh ever international signee in Arkansas women's basketball history. She is a member of the Spanish National Team



2022 Paradise Jam Reef Champions

RECORDS TO WATCH

CAREER POINTS

1	Bettye Fiscus (81–85)	2,073
2	Shameka Christon (00–04)	1,951
3	Chelsea Dungee (19–21)	1,903
4	Jessica Jackson (14–17)	1,865
5	Delmonica DeHorney (87–91)	1,785
...		
14	Sarah Watkins (10–13)	1,386
15	Sytia Messer (95–99)	1,379
16	Makayla Daniels	1,376
17	Lyndsey Harris (09–12)	1,347
18	Malica Monk (16–19)	1,320
...		
30	Kim Bunge (79–83)	1,047
31	Lonniya Bragg (97–01)	1,036
32	Erynn Barnum	1,022

CAREER ASSISTS

1	Amy Wright (98–02)	717
2	Cali Berna (12–15)	667
3	Amber Nicholas (88–92)	538
4	C'eira Ricketts (09–12)	516
5	Christy Smith (94–98)	507
...		
12	Cheryl Orcholski (80–84)	323
13	Juliet Jackson (86–90)	313
14	Makayla Daniels	301
15	Jailyn Mason (16–21)	284
16	India Lewis (99–03)	276
...		
20	Shea Henderson (90–94)	252
Outside looking in: Samara Spencer 228		

CAREER STARTS

1	C'eira Ricketts (09–12)	128
2	Amy Wright (99–02)	125
3	Malica Monk (16–19)	122
4	Makayla Daniels	116
5	Jessica Jackson (14–17)	113
	Shameka Christon (01–04)	113
7	Bettye Fiscus (1982–85)	110
	Christy Smith (95–98)	110
9	Cali Berna (11–15)	109
10	Lyndsey Harris (09–12)	107

CAREER REBOUNDS

1	Shelly Wallace (85–89)	1,013
2	Bettye Fiscus (81–85)	785
3	Jessica Jackson (14–17)	750
4	Melissa Wolff (13–16)	729
5	Ashley Daniels (09–10)	715
...		
23	Kiara Williams (16–20)	557
24	Quistelle Williams (10–13)	548
25	Erynn Barnum	546
26	Kelly Johnson (92–96)	534
27	Monica Van Parys (78–82)	527
28	Cali Berna (12–15)	512

CAREER 3-POINTERS

1	Wendi Willits (97–01)	316
2	Lyndsay Harris (09–12)	283
3	Kimberly Wilson (93–97)	267
	India Lewis (99–03)	267
5	Amber Ramirez (19–22)	261
6	Jessica Jackson (14–17)	198
7	Chelsea Dungee (19–21)	177
8	Alexis Tolefree (18–20)	168
9	Makayla Daniels	162
10	Christy Smith (94–98)	156

SEASON DEFENSIVE REBOUNDS

1	Lauren Ervin (06–07)	190
2	Saylor Poffenbarger (22-23)	180
3	Melissa Wolff (14–15)	150
	Ashley Daniels (10–11)	150
5	Cali Berna (14–15)	147
6	Devin Cosper (17–18)	144
	Whitney Jones (08–09)	144
...		
20	Whitney Jones (07–08)	129
Outside looking in: Erynn Barnum 119		

SEASON ASSISTS

1	Cali Berna (12–13)	208
2	Cali Berna (13–14)	205
	Amy Wright (01–02)	205
4	Brittney Vaughn (06–07)	176
5	Cali Berna (14–15)	166
6	Rochelle Vaughn (03–04)	156
7	Lakishia Harper (02–03)	150
8	C'eira Ricketts (11–12)	143
9	Samara Spencer (22-23)	132
10	C'eira Ricketts (09–10)	128
	Brittney Vaughn (07–08)	128
12	C'eira Ricketts (10–11)	127

SEASON FIELD GOAL PERCENTAGE

1	Delmonica DeHorney (90–91)	.632
2	Delmonica DeHorney (89–90)	.628
3	Shelly Wallace (88–89)	.627
4	Karen Jones (94–95)	.608
5	Kiara Williams (18–19)	.605
6	Delmonica DeHorney (87–88)	.601
7	Lonniya Bragg (99–00)	.594
8	Erynn Barnum (20-21)	.586
9	Erynn Barnum (22-23)	.571
	Shaka Massey (95–96)	.571

SEASON FREE THROW ATTEMPTS

1	Chelsea Dungee (18–19)	275
2	Chelsea Dungee (20–21)	224
3	Kelsey Brooks (14–15)	199
4	Chelsea Dungee (19–20)	189
5	Erynn Barnum (22-23)	185
5	Shameka Christon (03–04)	166
6	Kristin Peoples (2004–05)	163
8	Jhasmin Bowen (2014–15)	154
9	Samara Spencer	150
10	C'eira Ricketts (2010–11)	148
11	Malica Monk (2017–18)	146
12	Sarah Watkins (10–11)	141

SEASON 3-POINTERS MADE

1	Amber Ramirez (19–20)	106
2	Wendi Willits (98–99)	104
3	Alexis Tolefree (19–20)	91
4	India Lewis (01–02)	89
	Kimberly Wilson (95–96)	89
...		
13	Wendi Willits (99–00)	73
14	Chrissy Carr (22-23)	71
	Lindsay Harris (09–10)	71
16	Chelsea Dungee (18–19)	66
17	Devin Cosper (17–18)	65

SEASON BLOCKS

1	Delmonica DeHorney (89–90)	83
2	Lauren Ervin (06–07)	76
3	Delmonica DeHorney (90–91)	70
4	Sasha Goforth (21–22)	66
5	Sarah Watkins (11–12)	63
6	Sarah Watkins (03–04)	58
...		
11	Shameka Christon (03–04)	46
12	Jessica Jackson (13–14)	45
13	Sarah Watkins (09–10)	41
14	Sarah Watkins (12–13)	40
15	Saylor Poffenbarger (22-23)	35
	Shameka Christon (02–03)	35
17	Erynn Barnum (22-23)	33
	Jessica Jackson (15–16)	33
	Jessica Jackson (14–15)	33
	Ayanna Brereton (07–08)	33
	Whitney Jones (06–07)	33

TEAM 3-POINT FG MADE

1	2019–20	314 (32 games)
2	2018–19	296 (37 games)
3	2020–21	267 (28 games)
4	2021–22	258 (32 games)
5	2022-23	249 (29 games)
6	2017–18	237 (31 games)
7	2005–06	202 (29 games)
	2000–01	202 (33 games)
9	2008–09	200 (32 games)
10	1998–99	198 (34 games)

TEAM 3-POINT FG ATTEMPTS

1	2018–19	922 (37 games)
2	2022-23	834 (29 games)
3	2017–18	826 (31 games)
4	2021–22	809 (32 games)
5	2019–20	808 (32 games)
6	2008–09	658 (28 games)
7	2020–21	636 (28 games)
8	2005–06	604 (29 games)
9	2000–01	593 (33 games)
10	2011–12	580 (33 games)



HOMEGROWN HOGS

ERYNN BARNUM
R-SR. | F | LITTLE ROCK, ARKANSAS

LOREN LINDSEY
FR. | G | FAYETTEVILLE, ARKANSAS

AVERY HUGHES
SR. | G | BENTONVILLE, ARKANSAS

JERSEY WOLFENBARGER
SO. | G/F | FORT SMITH, ARKANSAS

MARYAM DAUDA
R-FR. | F | BENTONVILLE, ARKANSAS

- The Hogs' roster is Arkansas heavy, and that starts from the top down, as Head Coach Mike Neighbors, a University of Arkansas Alum, was born and raised in Greenwood, Arkansas
- Erynn Barnum, now in her redshirt senior season, is the oldest of the Arkansas clan. Barnum was playing the best basketball of her career last season during the non-conference slate until an injury sidelined her for a large portion of the SEC slate. In her nine appearances during non-conference play, Barnum averaged 11.2 points and 5.9 rebounds per game
- Loren Lindsey is a true freshman out of Fayetteville High School. She has joined the team as a walk-on after a successful career with the Bulldogs
- Senior Avery Hughes of Bentonville was the first walk-on of the Neighbors era at Arkansas and was put on scholarship prior to last season. She played in 14 games off the bench
- Jersey Wolfenbarger is one of the highest recruited players in the program's history. The 6-5 wing ranked No. 7 in the 2021 Hoopgurlz rankings was the Arkansas Gatorade Player of the Year twice in a row. She was named to the SEC All-Freshman Team and started in 23 contests
- After having to sit out last season with an ACL injury, Maryam Dauda is destined for a great year. She was a McDonald's All-American and Jordan Brand Classic Invitee and was ranked as the top-ranked post player in the ESPN Hoopgurlz rankings
- Not pictured: Sasha Goforth (redshirting) started all 32 games, averaging 11.5 points, 4.8 rebounds and 2.1 blocks per game last year



OKLAHOMIES


RYLEE LANGERMAN
JR. | G | NORMAN, OKLAHOMA

KARLEY JOHNSON
FR. | G | MUSTANG, OKLAHOMA

EMRIE ELLIS
SO. | F | VANOSS, OKLAHOMA

- On the Arkansas women's basketball roster, 75 percent are either from Arkansas or its bordering state of Oklahoma
- Rylee Langerman out of Norman, Oklahoma is the eldest of the Oklahoma bunch, going into her junior year. She played in all 32 games with seven starts, averaging 3.2 points and 3.7 rebounds per game

- Emrie Ellis appeared in 27 games last season to tally 2.9 points and 2.1 boards per game along with 22 blocks. Ellis is from Vanoss, a small town in the southeastern part of the state
- Karley Johnson is a true freshman and product of Mustang, just southwest of Oklahoma City. She was a McDonald's All-American nominee
- Not pictured: Ashlyn Sage (redshirting), who played in 15 games as a freshman last season and comes to Arkansas from Weatherford, Oklahoma



MARYLAND MAGIC

MAKAYLA DANIELS
SR. | G | FREDERICK, MARYLAND

SAYLOR POFFENBARGER
R-FR. | G | MIDDLETOWN, MARYLAND

- Makayla Daniels was the first ever Maryland signee in Arkansas women's basketball history
- Now, the Razorbacks have two from Little America with the addition of Saylor Poffenbarger in winter 2022
- Daniels has started in all 88 collegiate games she has appeared in, coming off last year as the leading returner in scoring and rebounding
- Poffenbarger, a UConn transfer, brings along a great deal of versatility. She was the No. 30 player in the ESPN Hoopgurlz rankings

2022-23 ROSTER @RAZORBACKWBB

NUMERICAL

NO.	NAME	POS	HT	CL	HOMETOWN/PREVIOUS SCHOOL	TWITTER
0	Saylor Poffenbarger	G	6-2	R-Fr.	Middletown, Md./UConn	@saylorpoff
2	Samara Spencer	G	5-7	So.	Fort Lauderdale, Fla./St. Thomas Aquinas	@samaraaspencer
4	Erynn Barnum	F	6-2	R-Sr.	Little Rock, Ark./Little Rock Central	@erynnbee_
11	Rylee Langerman	G	5-9	Jr.	Norman, Okla./Christian Heritage	@rylang2
13	Sasha Goforth*	G	6-1	Jr.	Fayetteville, Ark./Oregon State	@goforthsasha
15	Ashlyn Sage*	G	6-2	So.	Weatherford, Okla./Weatherford	@ashlynsage15
20	Karley Johnson	G	5-9	Fr.	Mustang, Okla./Mustang	@karleyjohnsonOK
21	Loren Lindsey	G	5-11	Fr.	Fayetteville, Ark./Fayetteville	@lorenbailey7766
22	Avery Hughes	G	5-7	Sr.	Bentonville, Ark./Bentonville	@averyhughes00
24	Jersey Wolfenbarger	G	6-5	So.	Fort Smith, Ark./Northside	@jerseywolf4
30	Maryam Dauda	F	6-4	R-Fr.	Bentonville, Ark./Bentonville	@maryamdada30
34	Chrissy Carr	G	6-1	R-Sr.	Eden Prairie, Minn./Syracuse	@chrissycarr4
43	Makayla Daniels	G	5-8	Sr.	Frederick, Md./Frederick	@makayladaniels5
55	Emrie Ellis	F	6-3	So.	Vanoss, Okla./Vanoss	@ellisemrie

* Redshirting 2022-23 season

COACHING STAFF

Title	Name	Year	Alma Mater
Head Coach	Mike Neighbors	6th Season	Arkansas, 1993
Associate Head Coach	Todd Schaefer	6th Season	Thomas More College, 1995
Assistant Coach	Pauline Love	6th Season	Southern Miss, 2010
Assistant Coach	Lacey Goldwire	4th Season	Oklahoma State, 2010
Director of Operations	Amber Shirey	35th Season	Arkansas, 1992
Special Assistant to the HC	Jeff Brazil	16th Season	Arkansas, 2010
Dir. of Student-Athlete Devel.	Jayci Stone	1st Season	Kansas State, 2008

ELIGIBILITY

Seniors (4)

Erynn Barnum
Chrissy Carr
Makayla Daniels
Avery Hughes

Juniors (1)

Rylee Langerman

Sophomores (4)

Emrie Ellis
Sasha Goforth (RS)
Samara Spencer
Jersey Wolfenbarger

Freshman (5)

Maryam Dauda (RS)
Karley Johnson
Loren Lindsey
Saylor Poffenbarger (RS)
Ashlyn Sage (RS)

ALPHABETICAL

NO.	NAME	POS	HT	CL	HOMETOWN/PREVIOUS SCHOOL
4	Erynn Barnum	F	6-2	R-Sr.	Little Rock, Ark./LR Central HS
34	Chrissy Carr	G	6-1	R-Sr.	Eden Prairie, Minn./Syracuse
43	Makayla Daniels	G	5-8	Sr.	Frederick, Md./Frederick HS
30	Maryam Dauda	F	6-4	R-Fr.	Bentonville, Ark./Bentonville HS
55	Emrie Ellis	F	6-3	So.	Vanoss, Okla./Vanoss HS
13	Sasha Goforth*	G	6-1	Jr.	Fayetteville, Ark./Oregon State
22	Avery Hughes	G	5-7	Sr.	Bentonville, Ark./Bentonville HS
20	Karley Johnson	G	5-9	Fr.	Mustang, Okla./Mustang
11	Rylee Langerman	G	5-9	Jr.	Norman, Okla./Christian Heritage HS
0	Saylor Poffenbarger	G	6-2	R-Fr.	Middletown, Md./Middletown HS/UConn
15	Ashlyn Sage*	G	6-2	So.	Weatherford, Okla./Weatherford
2	Samara Spencer	G	5-7	So.	Fort Lauderdale, Fla./St. Thomas Aquinas HS
24	Jersey Wolfenbarger	G	6-5	So.	Fort Smith, Ark./Northside HS

BY STATE

ARKANSAS (6)

Erynn Barnum	Little Rock
Maryam Dauda	Bentonville
Sasha Goforth	Fayetteville
Avery Hughes	Bentonville
Loren Lindsey	Fayetteville
Jersey Wolfenbarger	Fort Smith

FLORIDA (1)

Samara Spencer	Fort Lauderdale
----------------	-----------------

MARYLAND (2)

Makayla Daniels	Frederick
Saylor Poffenbarger	Middletown

MINNESOTA (1)

Chrissy Carr	Manhattan (Kan.)
--------------	------------------

OKLAHOMA (4)

Emrie Ellis	Vanoss
Rylee Langerman	Norman
Karley Johnson	Mustang
Ashlyn Sage	Weatherford

FA-NETIK

PRONUNCIATIONS

2 Suh-MARE-uh

30 DOW-duh

55 em-REE



OFFENSE

Scored 110+-----	110, vs. Providence (11-16-98)
Scored 100+ points at home -----	102, vs. Florida (1-5-23)
Scored 100+ points on the road -----	108, at Ole Miss (2-16-20) 108, Baylor (3-6-91)
Scored 90-99 points -----	92, vs. Oral Roberts (12-4-22)
Scored 90+ points at home -----	92, vs. Oral Roberts (12-4-22)
Scored 90+ points on the road -----	93, at Little Rock (11-20-22)
Scored 80-89 points -----	84, vs. Vanderbilt (1-16-23)
Scored 80-89 points at home -----	84, vs. Vanderbilt (1-16-23)
Scored 80-89 points on the road -----	83, at Creighton (12-17-22)
Was held to 50-59-----	54, at Auburn (2-5-23)
Was held to 49-40-----	48 at Georgia (2-19-23)
Was held to 39-20-----	34, at LSU, 2-7-19
Was held to 20 or less -----	N/A
Made 40+ field goals -----	40, vs. UCA (12-13-20)
Made 17+ three-point field goals -----	19, vs. Alabama (2-28-21)
Made 10+ three-point field goals -----	13, vs. Texas A&M (2-26-23)
Did not make 3-pointer (since 1986)-----	0-10, at LSU, (2-7-19)
Made 30 free throws -----	30 (30-39), vs. No. 4 Baylor (12-6-20)
Made 25 free throws -----	25 (25-35), vs. Vanderbilt (1-16-23)
Shot 50-59 or better -----	50.0, vs. No. 12 LSU (1-27-22)
Shot 60 percent or better -----	.625 (30-48), vs. Little Rock (11-20-22)
Held to less than 30 percent -----	.269 (14-52), at Auburn (2-5-23)
Held to less than 20 percent -----	.182 (10-55), vs. No. 6 Tennessee (1-8-12; L, 38-69)
Had 20 or more assists in a game -----	22, at Kentucky (1-1-23)

DEFENSE

Allowed 100 points-----	104, at No. 4 South Carolina (1-18-21)
Allowed 80-99 points-----	87, vs. Tennessee (2-16-23)
Held opponent to 40-49 points -----	49, at Little Rock (11-20-22)
Held opponent to 39-30 -----	33, vs. Missouri (2-12-23)
Held an SEC opponent under 50 points in 3 cons. games -----	47, vs. Auburn (1-29-15; W, 52-47), Alabama (2-1-15; W, 53-42), #24/21 Georgia (2-9-15; W, 54-48)
Held opponent to 29 points or less -----	23, vs. Binghamton, 11-30-13
Held an opponent under 15 points in a half -----	13, vs. Missouri (2-12-23)
Held an opponent to 2 points in a quarter -----	2, vs. UCA (12-13-20)
Held opponent under 15 field goals -----	13, vs. Missouri (2-12-23)
Held opponent to less than 30 percent shooting -----	28.3 (13-46), vs. Missouri (2-12-23)
Held opponent to less than 20 percent shooting -----	19.7 (13-66), vs. Northwestern State (12-15-19)
Held opponent under 15 percent from 3-point -----	6.7 (1-15), vs. Missouri (2-12-23)
Opponent did not make a 3-pointer -----	0, vs. Tulsa (12-11-19)
Had 70+ rebounds -----	74, vs. Mississippi Valley State (11-24-89)
Had 60-69 rebounds -----	64, vs. Prairie View A&M (12-16-18)
Had 50-59 rebounds -----	57, vs. Oral Roberts (12-4-22)
Had 10 or more blocked shots in a game -----	11, vs. No. 1 South Carolina (3-4-22)
Had 20 or more steals in a game -----	20, vs. ORU (11-13-13)
Had 15 or more steals in a game -----	18, vs. UT Martin (12-29-19)
Forced 25+ turnovers in a game -----	28, vs. Northern Arizona (11-24-22)

OTHER

Won an overtime game -----	61-52, vs. Missouri (3-3-22)
Lost an overtime game -----	76-73, vs. Ole Miss (1-29-23)
Won a double overtime game -----	73-72, vs. Florida (1-29-12)
Lost a double overtime game -----	N/A
Won a triple overtime game -----	91-80 Win in 3OT, 2-10-13, at Alabama
Won at the buzzer -----	84-81, vs. Vanderbilt (Makayla Daniels, 1-16-23)
Played consecutive OT games -----	1-24-16 at Auburn (lost); 1-28-16 vs. Florida (lost)
Won regular season tournament -----	Paradise Jam (St. Thomas, U.S. Virgin Islands, Nov. 24-26, 2022)
Defeated ranked team -----	83-75, at No. 16 Creighton (12-17-22)
Defeated a ranked team on the road -----	83-75 at No. 16 Creighton (12-17-22)
All-time SEC win streak -----	8 games (1-15-12: Auburn through 2-15-12: at Auburn)
All-time SEC home win streak -----	5 games (1-15-12: Auburn -- 2-9-12: South Carolina)
-----	5 games (1-14-21: Florida -- 2-28-21: Alabama)

A RAZORBACK PLAYER ...

Scored 20-24 points -----	21, Chrissy Carr at Georgia (2-19-23)
Scored 25-29 points -----	25, Erynn Barnum, vs. Tennessee (2-16-23)
Scored 30+ points -----	31, Makayla Daniels at Vanderbilt (2-9-23)
Scored 40+ points -----	41, Chelsea Dungee vs. Auburn (2-10-19)
Scored 20+ points 10 times in a season -----	Chelsea Dungee (20x 2018-19) ----- Chelsea Dungee (11x 2019-20) ----- Chelsea Dungee (17x 2020-21)
Double figures in 15 consecutive games (season) -----	Jessica Jackson, 11/11/16, LSU 1-8-17 ----- Chelsea Dungee, 26 games, (2018-19 & 2019-20) ----- Chelsea Dungee, 31 games, (2019-20 & 2020-21) ----- Amber Ramirez, 16 games (2021-22)
Five players scored double figures in 1 game -----	vs. No. 3/4 LSU (1-19-23) ----- Barnum (20), Spencer (13), Carr (12), Daniels (11), Dauda (11)
Five starters in double figures -----	vs. Vanderbilt (1-16-23) ----- Spencer (23), Barnum (18), Daniels (16), Poffenbarger (13), Carr (11)
Seven players scored in double figures in 1 game -----	vs. Northwestern State (11-9-18) ----- (Tolefree 19, Gaulden 16, Monk 12, Dombia 11, Dungee 11, Thomas 11, Williams 10)
Made 10+ field goals in a game -----	10, Erynn Barnum, vs. Tennessee (2-16-23)
Attempted 20+ field goals in a game -----	23, Makayla Daniels, at Vanderbilt (2-9-23)
Made 10 free throws in a game -----	11, Amber Ramirez, vs. Missouri (1-9-22)
Made 7 or more 3-pt FG in a game -----	8, Amber Ramirez, Alabama (2-28-21)
Attempted 10 or more 3-pt FG in a game -----	13, Chrissy Carr, at Georgia (2-16-23)
Had 10-14 rebounds -----	10, Saylor Poffenbarger, at Auburn (2-5-23)
Had 15-19 rebounds -----	21, Taylah Thomas, vs. New Orleans, 11-8-19
Had 20+ rebounds -----	21, Taylah Thomas, vs. New Orleans, 11-8-19
Had 10 offensive reb - Records go back to 05-06 -----	11, Melissa Wolff ----- vs. New Orleans (1-30-15)
Had 10+ defensive reb - Records go back to 05-06 -----	10, Saylor Poffenbarger, at Auburn (2-5-23)
Had 10+ assists -----	10, Samara Spencer, vs. No. 16/15 Oregon (12-20-22)
Had 10+ assists in consecutive games -----	Jailyn Mason (11 vs. HBU, 12-28-16 and 10 at Ole ----- Miss, 1-1-17), Calli Berna (11 vs. No. 10/8 Kentucky, 2/7/13 and 11 at Alabama, 2/10/13)
Had 5+ blocks in a game -----	5, Sasha Goforth, vs. Missouri (3-3-22)
Had 9+ blocks in a game -----	9, Robyn Irwin vs. SMSU, 12-19-88 (school record)
Had 5 or more steals in a game -----	5, Makayla Daniels, vs. Tennessee (2-16-23)
Had a double-double -----	10 points and 10 rebounds, Saylor Poffenbarger, at Auburn (1-5-23)
Had a double-double in two consecutive games -----	Saylor Poffenbarger, vs. Oral Roberts, vs. Lamar (2022) ----- 14 & 13 vs. ORU/17 & 12 vs. Lamar
Had two players record a double-double -----	Kiara Williams (12 pts/16 reb) & ----- Malica Monk (10 pts/10 reb), vs. Grambling State (12-28-17)
Had seven double-doubles in a season -----	Devin Cosper, 2017-18 ----- (SHSU, ORU, NMSU, Char., Tulsa, OM, AL)
Had 10+ double-doubles in a season -----	2006-07, Lauren Ervin (14)
Had a triple-double -----	14 pts, 13 reb, 12 asts, C'eira Ricketts vs. Auburn (1-18-09)

MORE ABOUT MIKE

Hometown: Greenwood, Ark. (Greenwood HS)
 Family: Daughter Abby; Sons Alec, Bowen and Barrett
 Alma Mater: Arkansas, 1993

NEIGHBORS BY THE NUMBERS

- 194 Wins (194–105, 9 seasons)
- 5 Players drafted in the WNBA (HC)
- 14 Signed McDonalds' All-Americans
- 10 Years as a head coach
- 8 Postseason appearances
- 1 Final Four appearance



LEARN MORE

Sign up for Mike Neighbors' newsletter and listen to his podcasts at CoachNeighbors.com

NABES FAVES

TOP 10 MOVIES

1. A Few Good Men
2. The Hunt For Red October
3. The Silence Of The Lambs
4. Hoosiers
5. Moneyball
6. Pretty Woman
7. Top Gun
8. JFK
9. The Lion King
10. Purple Rain

See the entire list here: <http://imdb.to/2royaEO>

TOP 10 SONGS

1. Sweet Child O' Mine (Guns N' Roses)
2. You Shook Me All Night Long (AC/DC)
3. Man In The Mirror (Michael Jackson)
4. Amarillo By Morning (George Strait)
5. Jessie's Girl (Rick Springfield)
6. Hysteria (Def Leppard)
7. Fishin' In The Dark (Nitty Gritty Dirt Band)
8. The Ballad of Curtis Loew (Lynyrd Skynyrd)
9. Wanted Dead Or Alive (Bon Jovi)
10. Let's Go Crazy (Prince)

TOP 10 TV SHOWS

1. West Wing (first three seasons)
2. Ted Lasso
3. The Wire
4. Breaking Bad
5. Seinfeld
6. The Newsroom
7. Prison Break
8. Arrested Development
9. Game of Thrones
10. The Goldbergs



MIKE NEIGHBORS

THE MOST INTERESTING COACH IN COLLEGE BASKETBALL
 Sixth Season | Career Record: 214-116 (10) | Arkansas Record: 116-75 (6)

Arkansas women's basketball has been transformed into a nationally recognized program in just five short years thanks to head coach Mike Neighbors. During his time back home at his alma mater, Neighbors has guided his Hogs to the best five-year period of sustained success in program history. The proof of his success, and the success of his system, lies in the numbers - Neighbors has accumulated 194 wins during his nine seasons as a head coach, which is the most of any Division I head coach who has been a head coach for nine years.

Entering his sixth season on the bench for Arkansas, the program is coming off its fourth consecutive winning season and second straight NCAA Tournament appearance (would be three had the 2020 NCAA Tournament not have been cancelled due to the COVID-19 pandemic). The Hogs' NCAA Tournament appearance in 2022 marked the first time since 2003 the program had played in back-to-back NCAA Tournaments (2002 and 2003). Arkansas finished yet another season with one of the most prolific offenses in the Southeastern Conference, leading the league in 3-pointers per game (8.1) and 3-point attempts (810), while finishing second in scoring offense (73.6 PPG). Neighbors' 2021-22 team was efficient at taking care of the basketball, leading the league in assist/turnover ratio (1.12) and fewest turnovers per game (11.1), which was fourth in the country. The Hogs were just one of six teams in the nation to commit two turnovers in a game (vs. Missouri on Jan. 9, 2022), which led the country.

Under Neighbors' leadership, Samara Spencer became the first Hog to win SEC Freshman of the Year since 2009, while Amber Ramirez was named an All-SEC Second Team choice and Jersey Wolfenbarger was tabbed to the SEC All-Freshman Team. Ramirez, who played three stellar seasons on the court as a Hog, finished the season second in 3-pointers per game (2.6) and 3-point percentage (40.2), as well as ninth in points per game (15.4) in the SEC. The Hogs were also just one of four SEC schools with 4+ players who averaged double digits (Ramirez [15.4], Makayla Daniels [14.0], Spencer [12.2] and Sasha Goforth [11.5]).

TIMELINE

- Bentonville HS Head Coach 1994–98
- Cabot HS Head Coach 1998–99
- Arkansas Director of Ops 1999–01
- Tulsa Univ. Assistant Coach 2001–05
- Univ. of Colorado Assistant Coach 2005–06
- Univ. of Arkansas Assistant Coach 2006–07
- Xavier Assistant Coach 2007–11
- Univ. of Washington Assistant Coach 2011–13
- Univ. of Washington Head Coach 2013–17
- Univ. of Arkansas Head Coach 2017–present

COACHING DEVELOPMENT

Coach	w/Nabes	Now
Chantel Osahor	'20, '21	AC Oklahoma
Fred Castro	'14, '15, '16	HC Eastern Michigan
Adia Barnes	'14, '15	HC Arizona
Adam Call	'14	AC George Washington
Morgan Valley	'16	AC UConn
Todd Schaefer	'16–Pres.	AHC Arkansas

COACHING HISTORY

University	Year	Overall	Pac-12	Finish
University of Washington	2013–14	20–14 (.588)	10–8 (.556)	6
	2014–15	23–10 (.697)	11–7 (.611)	5
	2015–16	26–11 (.703)	11–7 (.611)	5
	2016–17	29–6 (.829)	15–3 (.833)	T-2
	UW	98–41 (.705)	47–25 (.662)	

University	Year	Overall	SEC	Finish
University of Arkansas	2017–18	13–18 (.419)	3–13 (.188)	T-11
	2018–19	22–15 (.611)	6–10 (.375)	10
	2019–20	24–8 (.750)	10–6 (.625)	T3
	2020–21	19–9 (.679)	9–6 (.600)	T5
	2021–22	18–14 (.563)	7–9 (.438)	T8
	2022–23	20–11 (.645)	7–9 (.438)	–
	Ark	116–75 (.607)	42–53 (.442)	

Totals 214–116 (.648) 89–78 (.533) 10 yrs

PLAYER DEVELOPMENT

YEAR	UNIVERSITY	PLAYER	ROUND	OVERALL	TEAM NOTE
2021	Arkansas	Chelsea Dungee	1	5	Dallas Wings ! @
2021	Arkansas	Destiny Slocum	2	14	Las Vegas Aces ! @
2021	Arizona	Aari McDonald	1	3	Atlanta Dream @
2017	Washington	Kelsey Plum	1	1	San Antonio Stars ! @
					Las Vegas Aces
	Washington	Chantel Osahor	2	21	Chicago Sky ! @
2016	Washington	Talia Walton	3	29	Los Angeles Sparks ! @
2011	Xavier	Amber Harris	1	4	Minnesota Lynx ! #
	Xavier	Ta'Shia Phillips	1	8	Atlanta Dream ! #
	TAMU/UAFS	Tanisha Smith	2	22	Seattle Storm #
	Colorado	Brittany Spears	2	19	Phoenix Mercury *
2009	Arkansas	Shameka Christon	1	5	New York Liberty S
2008	Arkansas	Lauren Ervin	3	37	Connecticut Sun ! #
2006	Tulsa	Megan Moody	–	–	Houston Comets
					Free Agent #
2003	Tulsa	Allison Curtin	1	12	Houston Comets ! #
					Traded to Detroit Shock
	Arkansas	Dana Cherry	2	23	Charlotte Sting S

*– Signed but did not coach

!– At the school when player was drafted

@– Worked with player as a head coach

#– Worked with player as an assistant coach

\$– Worked with player as other (GA, etc)

NABES VS. ARKANSAS HISTORY

Category	NABES	All Others In Program History
Winning Record In SEC Play	2 Seasons	2 Seasons
SEC Tourney Finals	1	0
Top 5 Wins	2	2
Weeks Ranked in AP Top 25	38	63
Top 15 WNBA Draft Picks	2	1
McDonald's AAs Signed	6	1
WBCA AAs	1	1

THE MOST INTERESTING MAN IN COLLEGE BASKETBALL

→ Movies: His expansive movie collection includes digital, disk and VHS copies. Did you know he used to work at BlockBuster? On a related note, he also collects books that have been turned into movies.

→ Baseballs autographed by movie stars: Ask him about this collection – talk about some good stories.

→ Lunch Boxes: Coach collects tin lunch boxes that he carried to school and has them displayed in his home. His first lunch box had KISS on it.


→ Hamilton: Nabes is a huge Hamilton fan, and routinely quotes the Broadway musical to players, fans and media alike.

→ Athens City Champion: Coach stumbled upon a dart tournament while on a trip to Athens, Georgia. He joined in and was one of the two-man winning team.

→ Ask him about shoes, music, movies, guitars, basketball nostalgia – just about anything!



NEIGHBORS VERSUS ...			Furman	1	0	Northwestern State	2	0	Tennessee Martin	1	0
Abilene Christian	2	0	Georgia	1	7	Notre Dame	0	1	Tennessee State	1	0
Alabama	5	2	Grambling State	2	0	Oklahoma	1	2	Tennessee Tech	1	0
Arizona State	2	6	Grand Canyon	1	0	Ole Miss	5	3	Texas A&M	4	8
Arizona	6	0	Hartford	1	0	Oral Roberts	5	0	Texas Tech	1	0
Arkansas State	2	0	Hawai'i	1	0	Oregon State	1	6	Troy	1	0
Auburn	7	1	Houston	2	0	Oregon	5	4	Tulsa	4	0
Baylor	1	0	Idaho	1	0	Pennsylvania	1	0	UAB	1	0
Belmont	2	0	Iowa State	0	1	Pittsburgh	1	1	UAPB	3	0
Boise State	1	0	Jackson State	2	0	Portland	3	1	UC Irvine	1	0
BYU	1	0	Kansas	0	1	Prairie View A&M	1	0	UC Riverside	2	0
California	5	4	Kansas State	2	0	Saint Mary's	0	1	UCLA	4	2
Central Arkansas	3	0	Kent State	1	0	Sam Houston	2	0	USC	6	0
Central Florida	0	1	Kentucky	3	5	Samford	1	0	USF	0	1
Charlotte	1	0	Lamar	1	0	San Diego State	2	0	Utah	7	4
Clemson	1	0	Little Rock	4	0	San Diego	1	0	UT-Arlington	2	0
Colorado State	1	0	Louisiana-Monroe	2	0	Santa Clara	1	0	UTEP	0	2
Colorado	9	0	LSU	3	4	Savannah State	1	0	Vanderbilt	4	3
Connecticut	1	1	McNeese State	1	0	Seattle	4	0	Wake Forest	1	0
Creighton	1	1	Maryland	1	1	SMU	2	0	Washington State	5	3
CSUN	1	0	Miami	0	1	South Carolina	1	9	Weber State	1	0
DePaul	0	1	Mississippi State	3	6	South Dakota	2	0	Wisconsin	3	0
Eastern Washington	1	0	Missouri	10	4	Stanford	3	5	Wright State	0	1
Florida State	1	0	Montana State	2	0	Stony Brook	1	0	Yale	1	0
Florida	4	3	Nebraska	1	1	Syracuse	0	2	TOTALS	214	116
FGCU	1	0	New Mexico State	1	0	Tarleton State	1	0			
Fordham	1	0	New Orleans	1	0	TCU	0	1			
Fresno State	2	0	Northern Arizona	1	0	Tennessee	2	5			





2022-23 Arkansas Women's Basketball Combined Team Statistics All games

Page 1/1
as of Feb 26, 2023

Game Records

Record	Overall	Home	Away	Neutral
ALL GAMES	20-11	11-4	6-5	3-2
CONFERENCE	7-9	4-4	3-5	0-0
NON-CONFERENCE	13-2	7-0	3-0	3-2

Score by Periods

Team	1st	2nd	3rd	4th	OT	TOT
Arkansas	508	558	608	571	12	2257
Opponents	478	429	520	591	16	2034

Team Box Score

No.	Player				Total		3-Point		F-Throw		Rebounds											
		GP-GS	MIN	AVG	FG-FGA	FG%	3FG-3FGA	3FG%	FT-FTA	FT%	OFF	DEF	TOT	AVG	PF	DQ	A	TO	BLK	STL	PTS	AVG
4	BARNUM, Erynn	31-31	836:17	27.0	188-328	.573	12-37	.324	117-185	.632	81	125	206	6.6	77	0	55	72	33	39	505	16.3
2	SPENCER, Samara	31-31	1050:01	33.9	150-373	.402	52-168	.310	81-150	.540	4	113	117	3.8	62	2	133	92	7	36	433	14.0
43	DANIELS, Makayla	28-28	896:50	32.0	101-291	.347	53-166	.319	107-138	.775	25	86	111	4.0	74	1	85	63	7	51	362	12.9
34	CARR, Chrissy	31-31	868:47	28.0	116-305	.380	71-211	.336	50-60	.833	24	88	112	3.6	65	2	16	32	9	19	353	11.4
0	POFFENBARGER, Saylor	31-31	1004:26	32.4	93-272	.342	29-124	.234	54-78	.692	25	180	205	6.6	75	3	71	67	35	18	269	8.7
30	DAUDA, Maryam	29-0	331:29	11.4	42-102	.412	6-23	.261	19-27	.704	37	41	78	2.7	56	0	16	37	20	8	109	3.8
24	WOLFENBARGER, Jersey	29-3	478:57	16.5	39-110	.355	8-43	.186	22-34	.647	31	74	105	3.6	34	0	7	19	17	8	108	3.7
11	LANGERMAN, Rylee	31-0	543:03	17.5	24-74	.324	14-49	.286	21-38	.553	34	66	100	3.2	61	0	17	20	2	30	83	2.7
55	ELLIS, Emrie	22-0	176:45	8.0	8-28	.286	4-13	.308	5-8	.625	6	24	30	1.4	21	0	2	9	3	1	25	1.1
22	HUGHES, Avery	12-0	25:15	2.1	1-4	.250	0-0	.000	7-10	.700	0	0	0	0.0	4	0	1	4	0	0	9	0.8
20	JOHNSON, Karley	8-0	23:52	3.0	0-1	.000	0-0	.000	1-2	.500	1	1	2	0.3	1	0	1	0	0	2	1	0.1
21	LINDSEY, Loren	7-0	14:16	2.0	0-0	.000	0-0	.000	0-0	.000	0	0	0	0.0	0	0	0	0	0	0	0	0.0
Team											50	65	115				10					
Total		31	6250		762-1888	.404	249-834	.299	484-730	.663	318	863	1181	38.1	530	8	404	425	133	212	2257	72.8
Opponents		31	6250		715-1910	.374	183-594	.308	421-616	.683	396	883	1279	41.3	653	18	342	518	98	204	2034	65.6

Team Statistics

	ARK	OPP
Scoring	2257	2034
Points per game	72.8	65.6
Scoring margin	+7.2	-
Field goals-att	762-1888	715-1910
Field goal pct	.404	.374
3 point fg-att	249-834	183-594
3-point FG pct	.299	.308
3-pt FG made per game	8.0	5.9
Free throws-att	484-730	421-616
Free throw pct	.663	.683
F-Throws made per game	15.6	13.6
Rebounds	1181	1279
Rebounds per game	38.1	41.3
Rebounding margin	-3.2	-
Assists	404	342
Assists per game	13.0	11.0
Turnovers	425	518
Turnovers per game	13.7	16.7
Turnover margin	+3.0	-
Assist/turnover ratio	1.0	0.7
Steals	212	204
Steals per game	6.8	6.6
Blocks	133	98
Blocks per game	4.3	3.2
Winning streak	1	-
Home win streak	1	-
Attendance	59774	48844
Home games-Avg/Game	15-3985	11-4440
Neutral site-Avg/Game	-	5-1079

Team Results

Date	Opponent		Score	Att.
11/07/2022	at Ark.-Pine Bluff	W	70-50	3128
11/11/2022	Central Ark.	W	72-34	7410
11/14/2022	Tulsa	W	79-70	2511
11/17/2022	Kent St.	W	80-59	2265
11/20/2022	at Little Rock	W	93-49	2879
11/24/2022	vs Northern Ariz.	W	82-73	1024
11/25/2022	vs Clemson	W	76-62	1724
11/26/2022	vs Kansas St.	W	69-53	2024
12/01/2022	Troy	W	87-70	3019
12/04/2022	Oral Roberts	W	92-58	2947
12/08/2022	Lamar University	W	63-50	2268
12/11/2022	Arkansas St.	W	77-63	3826
12/17/2022	at Creighton	W	83-75	1050
12/20/2022	vs Oregon	L	78-85	321
12/21/2022	vs South Fla.	Lot	65-66	303
12/29/2022	LSU	L	45-69	5285
01/01/2023	at Kentucky	W	71-50	3284
01/05/2023	Florida	W	102-74	4524
01/08/2023	at Missouri	W	77-55	4260
01/16/2023	Vanderbilt	W	84-81	3693
01/19/2023	at LSU	L	76-79	7298
01/22/2023	at South Carolina	L	46-92	13349
01/26/2023	Alabama	L	66-69	3206
01/29/2023	Ole Miss	Lot	73-76	6677
02/05/2023	at Auburn	W	54-51	2569
02/09/2023	at Vanderbilt	L	70-78	1978
02/12/2023	Missouri	W	61-33	4492
02/16/2023	Tennessee	L	67-87	3243
02/19/2023	at Georgia	L	48-71	4109
02/23/2023	at Mississippi St.	L	73-87	4940
02/26/2023	Texas A&M	W	78-65	4408



2022-23 Arkansas Women's Basketball Combined Team Statistics In Conference games

Page 1/1
as of Feb 26, 2023

Game Records

Record	Overall	Home	Away	Neutral
ALL GAMES	7-9	4-4	3-5	0-0
CONFERENCE	7-9	4-4	3-5	0-0
NON-CONFERENCE	0-0	0-0	0-0	0-0

Score by Periods

Team	1st	2nd	3rd	4th	OT	TOT
Arkansas	221	277	291	293	9	1091
Opponents	247	250	289	319	12	1117

Team Box Score

No.	Player				Total		3-Point		F-Throw		Rebounds														
		GP-GS	MIN	AVG	FG-FGA	FG%	3FG-3FGA	3FG%	FT-FTA	FT%	OFF	DEF	TOT	AVG	PF	DQ	A	TO	BLK	STL	PTS	AVG			
4	BARNUM, Erynn	16-16	451:46	28.2	96-184	.522	8-26	.308	68-105	.648	44	63	107	6.7	45	0	31	45	17	17	268	16.8			
43	DANIELS, Makayla	16-16	533:17	33.3	52-165	.315	28-104	.269	63-79	.797	13	47	60	3.8	46	1	49	35	6	29	195	12.2			
2	SPENCER, Samara	16-16	555:54	34.7	69-179	.385	23-81	.284	28-47	.596	2	49	51	3.2	29	1	63	45	3	20	189	11.8			
34	CARR, Chrissy	16-16	459:39	28.7	62-159	.390	38-107	.355	18-24	.750	11	41	52	3.3	43	2	10	18	8	12	180	11.3			
0	POFFENBARGER, Saylor	16-16	518:53	32.4	50-139	.360	13-55	.236	28-38	.737	10	69	79	4.9	43	3	27	32	18	6	141	8.8			
24	WOLFENBARGER, Jersey	16-0	223:48	14.0	17-44	.386	1-15	.067	6-9	.667	12	34	46	2.9	17	0	4	11	7	3	41	2.6			
30	DAUDA, Maryam	14-0	115:56	8.3	13-36	.361	2-12	.167	6-6	1.000	11	11	22	1.6	21	0	6	13	8	2	34	2.4			
55	ELLIS, Emrie	11-0	99:44	9.1	5-15	.333	3-9	.333	4-6	.667	5	14	19	1.7	13	0	2	4	3	0	17	1.5			
11	LANGERMAN, Rylee	16-0	250:53	15.7	6-29	.207	5-21	.238	7-11	.636	12	29	41	2.6	32	0	7	8	1	15	24	1.5			
22	HUGHES, Avery	7-0	08:52	1.3	0-0	.000	0-0	.000	2-4	.500	0	0	0	0.0	1	0	0	2	0	0	2	0.3			
21	LINDSEY, Loren	2-0	03:03	1.5	0-0	.000	0-0	.000	0-0	.000	0	0	0	0.0	0	0	0	0	0	0	0	0.0			
20	JOHNSON, Karley	2-0	03:15	1.6	0-0	.000	0-0	.000	0-0	.000	0	0	0	0.0	1	0	0	0	0	0	0	0.0			
Team											24	27	51					7							
Total		16	3225		370-950	.389	121-430	.281	230-329	.699	144	384	528	33.0	291	7	199	220	71	104	1091	68.2			
Opponents		16	3225		389-978	.398	86-266	.323	253-360	.703	234	457	691	43.2	314	7	193	260	56	119	1117	69.8			

Team Statistics

	ARK	OPP
Scoring	1091	1117
Points per game	68.2	69.8
Scoring margin	-1.6	-
Field goals-att	370-950	389-978
Field goal pct	.389	.398
3 point fg-att	121-430	86-266
3-point FG pct	.281	.323
3-pt FG made per game	7.6	5.4
Free throws-att	230-329	253-360
Free throw pct	.699	.703
F-Throws made per game	14.4	15.8
Rebounds	528	691
Rebounds per game	33.0	43.2
Rebounding margin	-10.2	-
Assists	199	193
Assists per game	12.4	12.1
Turnovers	220	260
Turnovers per game	13.8	16.3
Turnover margin	+2.5	-
Assist/turnover ratio	0.9	0.7
Steals	104	119
Steals per game	6.5	7.4
Blocks	71	56
Blocks per game	4.4	3.5
Winning streak	1	-
Home win streak	1	-
Attendance	35528	41787
Home games-Avg/Game	8-4441	8-5223
Neutral site-Avg/Game	-	0-0

Team Results

Date	Opponent		Score	Att.
12/29/2022	LSU	L	45-69	5285
01/01/2023	at Kentucky	W	71-50	3284
01/05/2023	Florida	W	102-74	4524
01/08/2023	at Missouri	W	77-55	4260
01/16/2023	Vanderbilt	W	84-81	3693
01/19/2023	at LSU	L	76-79	7298
01/22/2023	at South Carolina	L	46-92	13349
01/26/2023	Alabama	L	66-69	3206
01/29/2023	Ole Miss	Lot	73-76	6677
02/05/2023	at Auburn	W	54-51	2569
02/09/2023	at Vanderbilt	L	70-78	1978
02/12/2023	Missouri	W	61-33	4492
02/16/2023	Tennessee	L	67-87	3243
02/19/2023	at Georgia	L	48-71	4109
02/23/2023	at Mississippi St.	L	73-87	4940
02/26/2023	Texas A&M	W	78-65	4408



2022-23 Arkansas Women's Basketball
Team High/Low Analysis
All games

Page 1/4
as of Feb 28, 2023

Arkansas - Game Highs

POINTS	102		Florida (01/05/2023)
	93		at Little Rock (11/20/2022)
	92		Oral Roberts (12/04/2022)
	87		Troy (12/01/2022)
	84		Vanderbilt (01/16/2023)
FIELD GOALS MADE	33		Oral Roberts (12/04/2022)
	32		Florida (01/05/2023)
FIELD GOAL ATTEMPTS	77		vs Oregon (N) (12/20/2022)
	74		Oral Roberts (12/04/2022)
FIELD GOAL PERCENTAGE	.625	(30-48)	at Little Rock (11/20/2022)
	.492	(32-65)	Florida (01/05/2023)
3 PT FG MADE	13		Texas A&M (02/26/2023)
	12		Florida (01/05/2023)
	12		vs Oregon (N) (12/20/2022)
	12		at Creighton (12/17/2022)
3 PT FG ATTEMPTS	39		Tulsa (11/14/2022)
	37		Troy (12/01/2022)
3 PT FG PERCENTAGE	.526	(10-19)	at Little Rock (11/20/2022)
	.462	(12-26)	at Creighton (12/17/2022)
FREE THROWS MADE	26		Florida (01/05/2023)
	25		Vanderbilt (01/16/2023)
FREE THROW ATTEMPTS	46		at Ark.-Pine Bluff (11/07/2022)
	39		at Auburn (02/05/2023)
FREE THROW PERCENTAGE	.909	(10-11)	at LSU (01/19/2023)
	.900	(9-10)	at Georgia (02/19/2023)
REBOUNDS	57		Oral Roberts (12/04/2022)
	56		at Ark.-Pine Bluff (11/07/2022)
ASSISTS	23		Florida (01/05/2023)
	22		at Kentucky (01/01/2023)
STEALS	12		at Ark.-Pine Bluff (11/07/2022)
	11		Ole Miss (01/29/2023)
BLOCKED SHOTS	9		at South Carolina (01/22/2023)
	9		Lamar University (12/08/2022)
	9		Oral Roberts (12/04/2022)
TURNOVERS	23		vs Clemson (N) (11/25/2022)
	22		at Little Rock (11/20/2022)
FOULS	27		at Auburn (02/05/2023)
	23		Texas A&M (02/26/2023)
	23		at Mississippi St. (02/23/2023)



2022-23 Arkansas Women's Basketball Team High/Low Analysis All games

Page 3/4
as of Feb 28, 2023

Arkansas - Game Lows

POINTS	45		LSU (12/29/2022)
	46		at South Carolina (01/22/2023)
	48		at Georgia (02/19/2023)
	54		at Auburn (02/05/2023)
	61		Missouri (02/12/2023)
FIELD GOALS MADE	14		at Auburn (02/05/2023)
	17		at Georgia (02/19/2023)
	17		at South Carolina (01/22/2023)
	17		LSU (12/29/2022)
FIELD GOAL ATTEMPTS	45		Missouri (02/12/2023)
	48		Lamar University (12/08/2022)
	48		vs Clemson (N) (11/25/2022)
	48		at Little Rock (11/20/2022)
FIELD GOAL PERCENTAGE	.269	(14-52)	at Auburn (02/05/2023)
	.279	(17-61)	at South Carolina (01/22/2023)
	.279	(17-61)	LSU (12/29/2022)
3 PT FG MADE	3		at Auburn (02/05/2023)
	5		at Georgia (02/19/2023)
	5		at South Carolina (01/22/2023)
	5		vs Northern Ariz. (N) (11/24/2022)
	5		at Ark.-Pine Bluff (11/07/2022)
3 PT FG ATTEMPTS	18		Ole Miss (01/29/2023)
	19		at Little Rock (11/20/2022)
3 PT FG PERCENTAGE	.130	(3-23)	at Auburn (02/05/2023)
	.152	(5-33)	at Georgia (02/19/2023)
FREE THROWS MADE	5		LSU (12/29/2022)
	7		at South Carolina (01/22/2023)
FREE THROW ATTEMPTS	9		at South Carolina (01/22/2023)
	10		at Georgia (02/19/2023)
FREE THROW PERCENTAGE	.417	(5-12)	LSU (12/29/2022)
	.452	(14-31)	Lamar University (12/08/2022)
REBOUNDS	17		at South Carolina (01/22/2023)
	25		Tennessee (02/16/2023)
ASSISTS	6		at South Carolina (01/22/2023)
	7		at Mississippi St. (02/23/2023)
	7		at Auburn (02/05/2023)
	7		LSU (12/29/2022)
STEALS	3		at Georgia (02/19/2023)
	3		at Little Rock (11/20/2022)
BLOCKED SHOTS	1		at Georgia (02/19/2023)
	1		at Auburn (02/05/2023)
	1		vs Clemson (N) (11/25/2022)
TURNOVERS	5		Tennessee (02/16/2023)
	8		Oral Roberts (12/04/2022)
FOULS	11		Arkansas St. (12/11/2022)
	12		Missouri (02/12/2023)
	12		at Missouri (01/08/2023)
	12		Kent St. (11/17/2022)



**2022-23 Arkansas Women's Basketball
Category Leaders
All games**

Page 1/3
as of Feb 28, 2023

Points

##	Player	G	Pts	Pts/G
4	Barnum, Erynn	31	505	16.3
2	Spencer, Samara	31	433	14.0
43	Daniels, Makayla	28	362	12.9
34	Carr, Chrissy	31	353	11.4
0	Poffenbarger, Saylor	31	269	8.7
30	Dauda, Maryam	29	109	3.8
24	Wolfenbarger, Jersey	29	108	3.7
11	Langerman, Rylee	31	83	2.7
55	Ellis, Emrie	22	25	1.1
22	Hughes, Avery	12	9	0.8
20	Johnson, Karley	8	1	0.1

Scoring Average

##	Player	G	Pts	Pts/G
4	Barnum, Erynn	31	505	16.3
2	Spencer, Samara	31	433	14.0
43	Daniels, Makayla	28	362	12.9
34	Carr, Chrissy	31	353	11.4
0	Poffenbarger, Saylor	31	269	8.7
30	Dauda, Maryam	29	109	3.8
24	Wolfenbarger, Jersey	29	108	3.7
11	Langerman, Rylee	31	83	2.7
55	Ellis, Emrie	22	25	1.1
22	Hughes, Avery	12	9	0.8
20	Johnson, Karley	8	1	0.1

Field Goal Percentage

##	Player	FG	Att	Pct
4	Barnum, Erynn	188	328	.573
30	Dauda, Maryam	42	102	.412
2	Spencer, Samara	150	373	.402
34	Carr, Chrissy	116	305	.380
24	Wolfenbarger, Jersey	39	110	.355
43	Daniels, Makayla	101	291	.347
0	Poffenbarger, Saylor	93	272	.342
11	Langerman, Rylee	24	74	.324
55	Ellis, Emrie	8	28	.286
22	Hughes, Avery	1	4	.250

Field Goal Attempts

##	Player	G	Att	Att/G
2	Spencer, Samara	31	373	12.0
4	Barnum, Erynn	31	328	10.6
34	Carr, Chrissy	31	305	9.8
43	Daniels, Makayla	28	291	10.4
0	Poffenbarger, Saylor	31	272	8.8

Field Goals Made

##	Player	G	Made	Made/G
4	Barnum, Erynn	31	188	6.1
2	Spencer, Samara	31	150	4.8
34	Carr, Chrissy	31	116	3.7
43	Daniels, Makayla	28	101	3.6
0	Poffenbarger, Saylor	31	93	3.0

3-Point FG Percentage

##	Player	3FG	Att	Pct
34	Carr, Chrissy	71	211	.336
4	Barnum, Erynn	12	37	.324
43	Daniels, Makayla	53	166	.319
2	Spencer, Samara	52	168	.310
55	Ellis, Emrie	4	13	.308
11	Langerman, Rylee	14	49	.286
30	Dauda, Maryam	6	23	.261
0	Poffenbarger, Saylor	29	124	.234
24	Wolfenbarger, Jersey	8	43	.186

3-Point FG Attempts

##	Player	G	Att	Att/G
34	Carr, Chrissy	31	211	6.8
2	Spencer, Samara	31	168	5.4
43	Daniels, Makayla	28	166	5.9
0	Poffenbarger, Saylor	31	124	4.0
11	Langerman, Rylee	31	49	1.6

3-Point FG Made

##	Player	G	Made	Made/G
34	Carr, Chrissy	31	71	2.3
43	Daniels, Makayla	28	53	1.9
2	Spencer, Samara	31	52	1.7
0	Poffenbarger, Saylor	31	29	0.9
11	Langerman, Rylee	31	14	0.5

Free Throw Percentage

##	Player	Made	Att	Pct
34	Carr, Chrissy	50	60	.833
43	Daniels, Makayla	107	138	.775
30	Dauda, Maryam	19	27	.704
22	Hughes, Avery	7	10	.700
0	Poffenbarger, Saylor	54	78	.692
24	Wolfenbarger, Jersey	22	34	.647
4	Barnum, Erynn	117	185	.632
55	Ellis, Emrie	5	8	.625
11	Langerman, Rylee	21	38	.553
2	Spencer, Samara	81	150	.540
20	Johnson, Karley	1	2	.500

Rebounds

##	Player	G	Reb	Reb/G
4	Barnum, Erynn	31	206	6.6
0	Poffenbarger, Saylor	31	205	6.6
2	Spencer, Samara	31	117	3.8
34	Carr, Chrissy	31	112	3.6
43	Daniels, Makayla	28	111	4.0

Rebounds Average

##	Player	G	Reb	Reb/G
4	Barnum, Erynn	31	206	6.6
0	Poffenbarger, Saylor	31	205	6.6
43	Daniels, Makayla	28	111	4.0
2	Spencer, Samara	31	117	3.8
24	Wolfenbarger, Jersey	29	105	3.6

Offensive Rebounds

##	Player	G	OReb	OReb/G
4	Barnum, Erynn	31	81	2.6
30	Dauda, Maryam	29	37	1.3
11	Langerman, Rylee	31	34	1.1
24	Wolfenbarger, Jersey	29	31	1.1
43	Daniels, Makayla	28	25	0.9

Defensive Rebounds

##	Player	G	DReb	DReb/G
0	Poffenbarger, Saylor	31	180	5.8
4	Barnum, Erynn	31	125	4.0
2	Spencer, Samara	31	113	3.6
34	Carr, Chrissy	31	88	2.8
43	Daniels, Makayla	28	86	3.1

Fouls

##	Player	G	PF	PF/G
4	Barnum, Erynn	31	77	2.5
0	Poffenbarger, Saylor	31	75	2.4
43	Daniels, Makayla	28	74	2.6
34	Carr, Chrissy	31	65	2.1
2	Spencer, Samara	31	62	2.0

Foul Outs

##	Player	G	FO
0	Poffenbarger, Saylor	31	3
2	Spencer, Samara	31	2
34	Carr, Chrissy	31	2
43	Daniels, Makayla	28	1

Free Throw Attempts

##	Player	G	Att	Att/G
4	Barnum, Erynn	31	185	6.0
2	Spencer, Samara	31	150	4.8
43	Daniels, Makayla	28	138	4.9
0	Poffenbarger, Saylor	31	78	2.5
34	Carr, Chrissy	31	60	1.9

Free Throws Made

##	Player	G	Made	Made/G
4	Barnum, Erynn	31	117	3.8
43	Daniels, Makayla	28	107	3.8
2	Spencer, Samara	31	81	2.6
0	Poffenbarger, Saylor	31	54	1.7
34	Carr, Chrissy	31	50	1.6

Assists

##	Player	G	Asst	Asst/G
2	Spencer, Samara	31	133	4.3
43	Daniels, Makayla	28	85	3.0
0	Poffenbarger, Saylor	31	71	2.3
4	Barnum, Erynn	31	55	1.8
11	Langerman, Rylee	31	17	0.5

Steals

##	Player	G	Stl	Stl/G
43	Daniels, Makayla	28	51	1.8
4	Barnum, Erynn	31	39	1.3
2	Spencer, Samara	31	36	1.2
11	Langerman, Rylee	31	30	1.0
34	Carr, Chrissy	31	19	0.6

Blocked Shots

##	Player	G	Blk	Blk/G
0	Poffenbarger, Saylor	31	35	1.1
4	Barnum, Erynn	31	33	1.1
30	Dauda, Maryam	29	20	0.7
24	Wolfenbarger, Jersey	29	17	0.6
34	Carr, Chrissy	31	9	0.3

Minutes

##	Player	G	Min	Min/G
2	Spencer, Samara	31	1050	33:52
0	Poffenbarger, Saylor	31	1004	32:24
43	Daniels, Makayla	28	897	32:02
34	Carr, Chrissy	31	869	28:02
4	Barnum, Erynn	31	836	26:59

Turnovers

##	Player	G	TO	TO/G
2	Spencer, Samara	31	92	3.0
4	Barnum, Erynn	31	72	2.3
0	Poffenbarger, Saylor	31	67	2.2
43	Daniels, Makayla	28	63	2.3
30	Dauda, Maryam	29	37	1.3



2022-23 Arkansas Women's Basketball
Points-rebounds-assists
All games

Page 1/2
as of Feb 28, 2023

Opponent	Date	Score		0	2	4	11	20	21	22	24	30	34	43	55
				POFFENBARG	SPENCER, SA	BARNUM, ERY	LANGERMAN,	JOHNSON, KA	LINDSEY, LO	HUGHES, AVE	WOLFENBARG	DAUDA, MARY	CARR, CHRIS	DANIELS, MA	ELLIS, EMRI
at Ark.-Pine Bluff	11/07/2022	70-50	W	11-8-2	15-4-4	15-11-1	4-6-0	DNP	DNP	DNP	7-7-0	4-3-1	10-3-0	4-6-1	0-2-0
Central Ark.	11/11/2022	72-34	W	2-7-1	5-2-3	19-9-2	9-4-0	0-0-0	0-0-0	DNP	5-1-0	10-5-0	8-8-0	14-2-4	0-4-0
Tulsa	11/14/2022	79-70	W	2-10-3	13-3-4	27-8-0	10-5-1	DNP	DNP	DNP	2-0-0	3-3-0	3-6-0	19-9-3	DNP
Kent St.	11/17/2022	80-59	W	2-6-1	22-7-7	20-6-1	5-2-2	0-1-0	DNP	0-0-1	4-6-0	6-5-1	12-4-1	9-2-5	0-1-0
at Little Rock	11/20/2022	93-49	W	9-9-1	11-7-6	15-9-1	3-0-0	1-0-1	0-0-0	2-0-0	6-5-1	7-4-2	22-2-0	12-3-4	5-2-0
vs Northern Ariz.	11/24/2022	82-73	W	13-5-2	27-4-2	7-7-2	3-2-1	DNP	DNP	DNP	2-4-0	5-4-1	7-7-0	18-6-4	0-0-0
vs Clemson	11/25/2022	76-62	W	15-9-1	3-5-6	14-9-1	3-0-0	DNP	DNP	DNP	1-4-1	0-3-0	19-4-1	21-5-2	DNP
vs Kansas St.	11/26/2022	69-53	W	9-6-6	6-8-4	17-4-1	0-4-0	0-0-0	0-0-0	0-0-0	1-2-0	5-4-0	18-4-0	13-6-2	0-0-0
Troy	12/01/2022	87-70	W	9-3-5	19-3-6	18-8-2	1-5-3	0-1-0	0-0-0	4-0-0	11-3-0	0-7-0	14-3-0	10-3-4	1-0-0
Oral Roberts	12/04/2022	92-58	W	14-13-5	32-2-3	6-5-4	3-5-1	0-0-0	0-0-0	1-0-0	9-12-1	10-8-1	15-5-1	DNP	2-1-0
Lamar University	12/08/2022	63-50	W	17-12-3	17-0-4	5-8-3	0-6-0	DNP	DNP	DNP	4-6-0	2-0-0	18-2-0	DNP	0-0-0
Arkansas St.	12/11/2022	77-63	W	1-9-5	19-4-4	16-1-0	5-5-1	DNP	DNP	DNP	15-6-0	11-8-1	10-6-0	DNP	DNP
at Creighton	12/17/2022	83-75	W	16-11-3	26-4-4	15-2-4	6-5-0	DNP	DNP	DNP	0-3-0	4-1-1	4-2-0	12-2-3	DNP
vs Oregon	12/20/2022	78-85	L	5-11-3	20-7-10	22-9-0	7-7-0	DNP	DNP	DNP	DNP	6-1-1	3-1-3	15-3-1	0-1-0
vs South Fla.	12/21/2022	65-66	Lot	3-7-3	9-6-3	21-3-2	0-3-1	DNP	DNP	DNP	DNP	2-0-1	10-3-0	20-4-3	0-0-0
LSU	12/29/2022	45-69	L	1-3-1	17-1-1	7-4-1	0-2-0	DNP	DNP	DNP	1-6-0	3-2-0	6-4-1	10-6-3	0-0-0
at Kentucky	01/01/2023	71-50	W	17-7-3	6-2-5	17-8-7	6-7-1	DNP	DNP	0-0-0	4-3-0	2-3-1	8-4-1	11-2-4	0-1-0
Florida	01/05/2023	102-74	W	16-8-2	16-4-6	15-8-6	8-3-2	0-0-0	0-0-0	2-0-0	8-7-1	0-1-3	16-1-1	16-1-2	5-1-0
at Missouri	01/08/2023	77-55	W	24-6-1	2-9-6	21-11-2	3-4-0	DNP	DNP	DNP	2-3-0	0-1-0	16-4-1	9-5-2	DNP
Vanderbilt	01/16/2023	84-81	W	13-5-1	23-5-3	18-9-5	1-3-0	DNP	DNP	DNP	0-1-1	2-1-0	11-4-0	16-6-4	DNP
at LSU	01/19/2023	76-79	L	5-2-1	13-2-6	20-7-1	0-2-0	DNP	DNP	DNP	4-3-0	11-4-2	12-2-2	11-3-3	DNP
at South Carolina	01/22/2023	46-92	L	0-1-2	15-1-1	11-2-2	0-2-0	DNP	DNP	DNP	2-3-1	5-2-0	6-2-0	7-0-0	0-0-0
Alabama	01/26/2023	66-69	L	12-5-3	12-2-2	20-9-0	0-0-0	DNP	DNP	DNP	0-0-0	3-0-0	6-2-2	13-6-5	DNP
Ole Miss	01/29/2023	73-76	Lot	2-3-2	16-5-6	37-6-3	0-3-0	DNP	DNP	DNP	0-1-0	2-0-0	4-3-0	12-6-3	DNP
at Auburn	02/05/2023	54-51	W	10-10-1	7-6-4	14-9-0	1-1-1	DNP	DNP	0-0-0	4-2-0	0-0-0	7-3-1	11-4-0	0-2-0
at Vanderbilt	02/09/2023	70-78	L	7-1-1	2-4-4	12-7-0	0-4-1	DNP	DNP	DNP	0-0-0	DNP	18-5-0	31-3-1	0-5-1
Missouri	02/12/2023	61-33	W	6-2-0	6-2-2	14-9-2	3-4-1	0-0-0	0-0-0	0-0-0	3-1-0	0-0-0	18-5-0	11-3-3	0-3-1
Tennessee	02/16/2023	67-87	L	6-4-1	10-1-9	25-1-0	0-2-0	DNP	DNP	0-0-0	4-5-0	0-2-0	14-3-0	5-5-5	3-1-0
at Georgia	02/19/2023	48-71	L	6-7-3	0-0-2	16-7-0	0-1-0	DNP	DNP	DNP	0-2-1	DNP	21-0-1	3-4-6	2-3-0
at Mississippi St.	02/23/2023	73-87	L	7-11-0	25-2-1	9-5-1	2-1-1	DNP	DNP	DNP	0-6-0	4-6-0	9-4-0	17-2-4	0-0-0
Texas A&M	02/26/2023	78-65	W	9-4-5	19-5-5	12-5-1	0-2-0	DNP	DNP	0-0-0	9-3-0	2-0-0	8-6-0	12-4-4	7-3-0

2022-23 SPECIALTY STATS

(ARKANSAS/OPPONENT)

Opponent	Result	Pts Off TO	Pts In Paint	2nd Chance	Fast Break	Bench	Ties	Lead Chng	Ark Largest Lead			Best Ark Run			Opp Best Run			Ark Led	Opp Led
at Ark - Pine Bluff	W, 70-50	18 / 7	32 / 24	15 / 11	16 / 8	15 / 12	0	2	34	2:48	3rd	17-0	1	6:41	1st	12-0	37:44	1:20	
CENTRAL ARK.	W, 72-34	16 / 2	32 / 14	5 / 3	7 / 3	24 / 14	2	1	40	0:56	4th	15-0	2	8:51	1st	3-0	37:29	1:06	
TULSA	W, 79-70	19 / 7	26 / 28	9 / 0	21 / 5	15 / 13	2	3	15	1:38	1st	9-0	2	9:36	1st	9-0	37:07	1:11	
KENT STATE	W, 80-59	11 / 7	38 / 28	12 / 2	13 / 10	15 / 26	2	3	27	8:04	4th	14-0	3	6:50	1st	5-0	37:51	1:27	
at Little Rock	W, 93-49	19 / 16	38 / 16	10 / 3	9 / 8	24 / 10	1	1	45	9:05	4th	11-0	2	9:14	1st	4-0	37:22	0:20	
NAU!	W, 82-73	29 / 19	44 / 30	10 / 5	9 / 20	10 / 28	2	9	18	0:18	3rd	12-0	4	4:09	1st	6-0	28:08	10:10	
Clemson!	W, 76-62	16 / 144	28 / 28	7 / 6	21 / 0	4 / 16	7	2	21	6:58	4th	12-0	2	1:14	2nd	10-0	31:29	2:18	
#25 Kansas State!	W, 69-53	10 / 4	30 / 14	7 / 6	6 / 7	6 / 10	3	1	24	1:02	3rd	9-0	4	8:00	1st	5-0	31:40	4:40	
TROY	W, 87-70	25 / 13	40 / 20	9 / 14	20 / 17	17 / 13	3	0	27	4:18	3rd	9-0	0	10:00	1st	6-0	38:50	0:00	
ORAL ROBERTS	W, 92-58	15 / 7	42 / 36	10 / 10	20 / 13	16 / 8	1	3	36	2:06	4th	14-0	2	9:14	1st	6-0	37:54	1:14	
LAMAR	W, 63-50	12 / 9	26 / 20	8 / 10	11 / 14	2 / 14	7	7	13	0:13	4th	9-0	4	6:27	2nd	5-0	24:04	10:24	
ARKANSAS ST.	W, 77-63	21 / 13	40 / 18	16 / 4	5 / 4	16 / 18	1	0	16	8:05	3rd	9-0	0	10:00	1st	5-0	37:51	0:00	
at #16 Creighton	W, 83-75	11 / 12	26 / 24	11 / 14	10 / 9	10 / 17	1	4	11	2:35	3rd	11-0	6	7:00	2nd	7-0	26:10	12:53	
#16 Oregon\$	L, 85-78	15 / 8	26 / 40	12 / 18	11 / 15	13 / 13	9	7	7	5:05	2nd	6-0	7	0:28	4th	9-0	20:50	13:38	
USF\$	L (OT), 66-65	11 / 10	26 / 28	4 / 12	10 / 6	2 / 11	9	14	10	9:30	3rd	11-0	5	2:12	3rd	12-0	23:51	15:41	
#9 LSU*	L, 69-45	10 / 9	22 / 30	7 / 22	9 / 15	4 / 10	1	4	1	8:09	1st	5-0	25	5:40	4th	9-0	3:55	34:31	
at Kentucky*	W, 71-50	33 / 10	34 / 28	9 / 9	4 / 10	12 / 8	4	2	27	2:45	3rd	16-0	2	5:33	1st	9-0	36:09	0:35	
FLORIDA*	W, 102-74	12 / 10	34 / 28	16 / 16	12 / 9	23 / 23	5	7	29	0:59	4th	11-0	2	9:41	1st	5-0	35:50	1:29	
at Missouri*	W, 77-55	10 / 6	40 / 22	11 / 8	0 / 7	5 / 10	0	1	25	2:17	4th	15-0	5	4:24	1st	5-0	29:04	10:06	
VANDERBILT*	W, 84-81	11 / 9	38 / 26	6 / 15	21 / 17	3 / 13	9	5	9	7:14	4TH	8-0	3	7:41	1st	5-0	27:00	5:55	
at #3 LSU*	L, 79-76	13 / 10	34 / 42	10 / 23	20 / 12	15 / 5	2	2	3	6:23	4th	7-0	14	5:12	1st	7-0	3:56	35:15	
at #1 South Carolina*	L, 92-46	4 / 13	22 / 40	0 / 37	10 / 15	7 / 38	0	4	1	9:27	1st	5-0	48	3:12	4th	15-0	0:38	39:03	
ALABAMA*	L, 69-66	15 / 14	22 / 34	7 / 6	12 / 7	3 / 18	6	10	6	6:50	1st	11-0	12	5:32	2nd	15-0	4:39	33:56	
OLE MISS*	L (OT), 76-73	17 / 17	34 / 52	3 / 21	5 / 5	2 / 18	8	11	19	1:47	2nd	13-0	5	0:08	OT	10-0	34:53	6:01	
at Auburn	W, 54-51	12 / 8	20 / 16	10 / 8	7 / 9	5 / 25	2	0	15	7:14	2nd	8-0	0	10:00	1st	6-0	36:06	0:00	
at Vanderbilt	L, 78-70	18 / 16	36 / 36	8 / 14	6 / 8	0 / 8	1	7	2	8:47	1st	8-0	10	5:39	4th	7-0	1:54	36:53	
MISSOURI	W, 61-33	24 / 16	18 / 18	5 / 8	5 / 4	6 / 13	1	1	32	8:50	4th	12-0	2	9:24	1st	4-0	37:38	0:54	
TENNESSEE	L, 87-67	15 / 7	36 / 34	9 / 17	10 / 10	7 / 22	0	0	0	10:00	1st	6-0	29	7:41	4th	12-0	39:46	0:00	
at Georgia	L, 71-48	14 / 18	18 / 38	11 / 18	0 / 5	2 / 27	3	2	1	8:35	1st	7-0	25	2:37	4th	16-0	0:51	37:13	
at Mississippi State	L, 87-73	9 / 14	28 / 34	13 / 11	13 / 11	6 / 26	0	0	0	10:00	1st	12-0	28	8:08	3rd	13-0	0:00	39:35	
TEXAS A&M	W, 78-65	12 / 8	22 / 14	6 / 16	3 / 1	18 / 20	0	0	23	4:59	3rd	8-0	0	10:00	1st	7-0	38:59	0:00	

! - Paradise Jam (St. Thomas, Virgin Islands)

- San Diego Invitational (San Diego, Calif.)

* - SEC



2022-23 Arkansas Women's Basketball
Player Highs Analysis
All games

Page 1/4
as of Feb 28, 2023

Arkansas - Individual Game Highs

POINTS	37		Erynn Barnum vs Ole Miss (01/29/2023)
	32		Samara Spencer vs Oral Roberts (12/04/2022)
	31		Makayla Daniels at Vanderbilt (02/09/2023)
	27		Samara Spencer vs Northern Ariz. (N) (11/24/2022)
	27		Erynn Barnum vs Tulsa (11/14/2022)
FIELD GOALS MADE	13		Erynn Barnum vs Ole Miss (01/29/2023)
	11		Makayla Daniels at Vanderbilt (02/09/2023)
FIELD GOAL ATTEMPTS	23		Makayla Daniels at Vanderbilt (02/09/2023)
	21		Erynn Barnum vs Ole Miss (01/29/2023)
	21		Samara Spencer vs Northern Ariz. (N) (11/24/2022)
FIELD GOAL PERCENTAGE (min 5 made)	1.000	(8-8)	Erynn Barnum vs Arkansas St. (12/11/2022)
	1.000	(5-5)	Erynn Barnum at Little Rock (11/20/2022)
3 PT FG MADE	6		Samara Spencer vs Oral Roberts (12/04/2022)
	5		Chrissy Carr at Georgia (02/19/2023)
	5		Chrissy Carr vs Missouri (02/12/2023)
	5		Samara Spencer at Creighton (12/17/2022)
	5		Chrissy Carr vs Clemson (N) (11/25/2022)
3 PT FG ATTEMPTS	13		Chrissy Carr at Georgia (02/19/2023)
	12		Chrissy Carr vs Oral Roberts (12/04/2022)
3 PT FG PERCENTAGE (min 2 made)	1.000	(2-2)	Rylee Langerman vs Oregon (N) (12/20/2022)
	.750	(6-8)	Samara Spencer vs Oral Roberts (12/04/2022)
	.750	(3-4)	Erynn Barnum vs Oregon (N) (12/20/2022)
	.750	(3-4)	Makayla Daniels at Little Rock (11/20/2022)
FREE THROWS MADE	9		Erynn Barnum vs Central Ark. (11/11/2022)
	8		Erynn Barnum vs Ole Miss (01/29/2023)
	8		Makayla Daniels vs Alabama (01/26/2023)
	8		Makayla Daniels vs Vanderbilt (01/16/2023)
	8		Makayla Daniels vs Northern Ariz. (N) (11/24/2022)
FREE THROW ATTEMPTS	16		Samara Spencer vs Lamar University (12/08/2022)
	13		Samara Spencer at Mississippi St. (02/23/2023)
	13		Erynn Barnum vs Ole Miss (01/29/2023)
	13		Erynn Barnum at Ark.-Pine Bluff (11/07/2022)
FREE THROW PERCENTAGE (min 3 made)	1.000	(9-9)	Erynn Barnum vs Central Ark. (11/11/2022)
	1.000	(5-5)	Erynn Barnum at LSU (01/19/2023)
	1.000	(5-5)	Jersey Wolfenbarger vs Oral Roberts (12/04/2022)
	1.000	(4-4)	Makayla Daniels at Mississippi St. (02/23/2023)
	1.000	(4-4)	Erynn Barnum at Vanderbilt (02/09/2023)
	1.000	(4-4)	Chrissy Carr at Creighton (12/17/2022)
	1.000	(4-4)	Makayla Daniels vs Troy (12/01/2022)
	1.000	(4-4)	Chrissy Carr at Little Rock (11/20/2022)
	1.000	(3-3)	Erynn Barnum at Mississippi St. (02/23/2023)
	1.000	(3-3)	Makayla Daniels vs Tennessee (02/16/2023)
	1.000	(3-3)	Saylor Poffenbarger vs Florida (01/05/2023)
	1.000	(3-3)	Makayla Daniels vs Kansas St. (N) (11/26/2022)
REBOUNDS	13		Saylor Poffenbarger vs Oral Roberts (12/04/2022)
	12		Saylor Poffenbarger vs Lamar University (12/08/2022)
	12		Jersey Wolfenbarger vs Oral Roberts (12/04/2022)
ASSISTS	10		Samara Spencer vs Oregon (N) (12/20/2022)
	9		Samara Spencer vs Tennessee (02/16/2023)
STEALS	5		Makayla Daniels vs Tennessee (02/16/2023)
	5		Erynn Barnum vs Clemson (N) (11/25/2022)
BLOCKED SHOTS	4		Jersey Wolfenbarger vs Oral Roberts (12/04/2022)
	3		Saylor Poffenbarger vs Tennessee (02/16/2023)
	3		Erynn Barnum vs Missouri (02/12/2023)
	3		Chrissy Carr at South Carolina (01/22/2023)
	3		Erynn Barnum at Kentucky (01/01/2023)
	3		Jersey Wolfenbarger vs Lamar University (12/08/2022)
	3		Saylor Poffenbarger vs Lamar University (12/08/2022)
	3		Maryam Dauda vs Northern Ariz. (N) (11/24/2022)
	3		Saylor Poffenbarger vs Kent St. (11/17/2022)
	3		Erynn Barnum vs Central Ark. (11/11/2022)
TURNOVERS	12		Erynn Barnum vs Missouri (02/12/2023)
	8		Samara Spencer vs Clemson (N) (11/25/2022)
FOULS	5		Chrissy Carr vs Texas A&M (02/26/2023)
	5		Saylor Poffenbarger vs Texas A&M (02/26/2023)
	5		Samara Spencer at Mississippi St. (02/23/2023)
	5		Saylor Poffenbarger at Vanderbilt (02/09/2023)
	5		Saylor Poffenbarger at Auburn (02/05/2023)
	5		Makayla Daniels vs Ole Miss (01/29/2023)
	5		Chrissy Carr vs Ole Miss (01/29/2023)
	5		Samara Spencer vs Oregon (N) (12/20/2022)



0 Saylor Poffenbarger | R-Fr. | 6-2 | G | Middletown, Conn. (Middletown HS | UConn)

POFFENBARGER BENCHMARK STATS

2022-23 SEASON HIGHS

Points	24	at Missouri	1-8-23
FG Made	8	at Missouri	1-8-23*
FG Att.	17	at Kentucky	1-1-23
3FG Made	3	vs. Texas A&M	2-26-23*
3FG Att.	9	at UAPB	11-7-22
FT Made	7	vs. Vanderbilt	1-16-23
FT Att.	8	vs. Vanderbilt	1-16-23
Off. Reb.	4	at #16 Creighton	12-17-22
Def. Reb.	13	vs. Oral Roberts	12-4-22
Rebounds	13	vs. Oral Roberts	12-14-22
Assists	6	vs. #25 K-State	11-26-22
Blocks	3	vs. Tennessee	2-16-23*
Steals	2	vs. Texas A&M	2-26-23*
Minutes	43	vs. Ole Miss	1-29-23

CAREER HIGHS

Points	24	at Missouri	1-8-23
FG Made	8	at Missouri	1-8-23*
FG Att.	17	at Kentucky	1-1-23
3FG Made	3	vs. Texas A&M	2-26-23*
3FG Att.	9	at UAPB	11-7-22
FT Made	6	at Missouri	1-8-23
FT Att.	7	at Missouri	1-8-23
Off. Reb.	4	at #16 Creighton	12-17-22
Def. Reb.	13	vs. Oral Roberts	12-4-22
Rebounds	13	vs. Oral Roberts	12-14-22
Assists	6	vs. #25 K-State	11-26-22
Blocks	3	vs. Tennessee	2-16-23*
Steals	2	vs. Texas A&M	2-26-23*
Minutes	43	vs. Ole Miss	1-29-23

SEC HIGHS

Points	24	at Missouri	1-8-23
FG Made	8	at Missouri	1-8-23*
FG Att.	17	at Kentucky	1-1-23
3FG Made	3	vs. Texas A&M	2-26-23*
3FG Att.	7	at Missouri	1-8-23
FT Made	7	vs. Vanderbilt	1-16-23
FT Att.	8	vs. Vanderbilt	1-16-23
Off. Reb.	2	vs. Alabama	1-26-23*
Def. Reb.	10	at Miss. State	2-23-23*
Rebounds	11	at Miss. State	2-23-23
Assists	5	vs. Texas A&M	2-26-23
Blocks	3	vs. Tennessee	2-16-23
Steals	2	vs. Texas A&M	2-26-23
Minutes	43	vs. Ole Miss	1-29-23

NOTABLES

Stat	22-23	Career
Double Figure Pts	12	12
Double Figure Rebs	7	7
Double-Doubles	4	4
5+ Assists	5	5
5+ Blocks	-	-
5+ Steals	-	-
Led Team in Pts	3	3
Led Team in Reb	13	13
20+ Points	1	1
30+ Points	-	-

* Most Recent

GAME NOTES

- Named to SEC All-Freshman Team
- Coming off nine points, five assists, four boards and two steals against Texas A&M
- Held Missouri's leading scorer to eight and five points the two times Arkansas has played the Tigers
- Her four double-doubles is tied for the most in a season with Taylah Thomas (2019-20)
- Sits at No. 2 in single-season defensive rebounds in school history (180)
- Tied for most league SEC Freshman of the Week honors with five
- Tallied career-high 24 points and six rebounds at Missouri
- Ranks fourth in defensive rebounds/game (5.8), 10th in blocks (1.1) and 12th in rebounds (6.6) in SEC
- A versatile player who can be put in positions one through five during a game
- Believed to be one of two three-year freshmen in the country (Ellie Foster from UNI the other one)
- Enrolled early at UConn in Jan. 2021

WHO IS SAYLOR POFFENBARGER?

- Majoring in recreation and sport management
- Plays for her little brother that passed away
- Comes from an athletic family: mother, Amy, played basketball at Missouri and was a huge influence on Saylor's basketball journey, and three of her brothers play quarterback: Reese (21) – starting quarterback for Albany, Brittin (15) – freshman in HS football and Higgins (10) – fourth grade football player
- Played against teammate Makayla Daniels a few times and was on the same AAU team as her at one point
- Favorite movie: Legally Blonde

#0 POFFENBARGER, Saylor

Opponent	Date	GS	MIN	Total		3-Pointers		Free throws		Rebounds		PF	A	TO	BLK	STL	PTS	AVG			
				FG-FA	PCT	3FG-3FGA	PCT	FT-FTA	PCT	OFF	DEF										
at Ark.-Pine Bluff	11/07/2022	*	27:35	3-14	.214	2-9	.222	3-6	.500	2	6	8	8.0	1	2	2	0	11.0			
Central Ark.	11/11/2022	*	30:24	0-5	.000	0-3	.000	2-4	.500	0	7	7	7.5	1	1	2	0	2	6.5		
Tulsa	11/14/2022	*	28:35	1-4	.250	0-2	.000	0-0	.000	2	8	10	8.3	4	3	0	0	1	2	5.0	
Kent St.	11/17/2022	*	29:51	0-7	.000	0-3	.000	2-2	1.000	1	5	6	7.8	0	1	1	3	1	2	4.3	
at Little Rock	11/20/2022	*	27:53	3-4	.750	0-1	.000	3-4	.750	0	9	9	8.0	3	1	3	0	0	9	5.5	
vs Northern Ariz.	11/24/2022	*	31:41	4-10	.400	2-6	.333	3-4	.750	2	3	5	7.5	3	2	4	1	1	13	6.5	
vs Clemson	11/25/2022	*	37:48	5-8	.625	2-4	.500	3-4	.750	0	9	9	7.7	2	1	4	0	1	15	7.7	
vs Kansas St.	11/26/2022	*	35:26	3-8	.375	2-4	.500	1-2	.500	1	5	6	7.5	2	6	2	1	1	9	7.9	
Troy	12/01/2022	*	24:18	3-8	.375	1-4	.250	2-2	1.000	0	3	3	7.0	1	5	3	1	0	9	8.0	
Oral Roberts	12/04/2022	*	26:09	5-11	.455	1-3	.333	3-4	.750	0	13	13	7.6	4	5	0	1	0	14	8.6	
Lamar University	12/08/2022	*	37:37	7-13	.538	2-5	.400	1-3	.333	2	10	12	8.0	3	3	5	3	2	17	9.4	
Arkansas St.	12/11/2022	*	36:55	0-11	.000	0-8	.000	1-2	.500	0	9	9	8.1	1	5	1	1	1	1	8.7	
at Creighton	12/17/2022	*	37:44	6-16	.375	2-7	.286	2-3	.667	4	7	11	8.3	3	3	6	0	2	16	9.2	
vs Oregon	12/20/2022	*	34:09	2-9	.222	1-6	.167	0-0	.000	1	10	11	8.5	3	3	2	1	1	5	8.9	
vs South Fla.	12/21/2022	*	39:28	1-5	.200	1-4	.250	0-0	.000	0	7	7	8.4	1	3	0	1	1	3	8.5	
LSU	12/29/2022	*	20:03	0-5	.000	0-1	.000	1-2	.500	0	3	3	8.1	4	1	1	0	0	1	8.1	
at Kentucky	01/01/2023	*	33:57	8-17	.471	0-3	.000	1-1	1.000	2	5	7	8.0	2	3	6	2	0	17	8.6	
Florida	01/05/2023	*	17:42	6-8	.750	1-2	.500	3-3	1.000	1	7	8	8.0	3	2	2	1	0	16	9.0	
at Missouri	01/08/2023	*	35:36	8-16	.500	2-7	.286	6-7	.857	1	5	6	7.9	1	1	2	1	0	24	9.8	
Vanderbilt	01/16/2023	*	36:15	3-11	.273	0-4	.000	7-8	.875	1	4	5	7.8	3	1	2	0	0	13	10.0	
at LSU	01/19/2023	*	32:44	2-4	.500	1-2	.500	0-0	.000	0	2	2	7.5	4	1	2	2	0	5	9.7	
at South Carolina	01/22/2023	*	27:14	0-3	.000	0-1	.000	0-0	.000	0	1	1	7.2	1	2	2	1	0	0	9.3	
Alabama	01/26/2023	*	38:21	3-9	.333	3-5	.600	3-4	.750	2	3	5	7.1	2	3	5	2	0	12	9.4	
Ole Miss	01/29/2023	*	43:22	1-7	.143	0-2	.000	0-0	.000	1	2	3	6.9	1	2	2	2	0	2	9.1	
at Auburn	02/05/2023	*	37:57	3-10	.300	1-5	.200	3-6	.500	0	10	10	7.0	5	1	3	0	1	10	9.1	
at Vanderbilt	02/09/2023	*	30:42	3-6	.500	0-3	.000	1-2	.500	0	1	1	6.8	5	1	1	1	0	7	9.0	
Missouri	02/12/2023	*	35:46	2-9	.222	1-3	.333	1-2	.500	0	2	2	6.6	2	0	1	1	0	6	8.9	
Tennessee	02/16/2023	*	31:25	3-9	.333	0-3	.000	0-0	.000	1	3	4	6.5	0	1	0	3	0	6	8.8	
at Georgia	02/19/2023	*	35:29	3-11	.273	0-6	.000	0-0	.000	0	7	7	6.6	3	3	2	0	1	6	8.7	
at Mississippi St.	02/23/2023	*	32:31	2-8	.250	1-3	.333	2-3	.667	1	10	11	6.7	2	0	0	1	1	7	8.7	
Texas A&M	02/26/2023	*	29:49	3-6	.500	3-5	.600	0-0	.000	0	4	4	6.6	5	5	1	1	2	9	8.7	
Totals			31	1004:26	93-272	.342	29-124	.234	54-78	.692	25	180	205	6.6	75	71	67	35	18	269	8.7

Player Averages

Games Played	Minutes/game	Points/game	FG Pct	3FG Pct	FT Pct	Rebounds/game	Assists/game	Turnovers/game	Assist/Turnover ratio	Steals/game	Blocks/game
31	32.4	8.7	34.2	23.4	69.2	6.6	2.3	2.2		1.1	0.6

CAREER STATISTICS

				Field Goals		3-Point		F-Throws		Rebounds										Scoring	
SEASON	TEAM	GP-GS	MIN/AVG	FG-FGA	FG%	3FG-3FGA	3FG%	FT-FTA	FT%	OFF	DEF	TOT	AVG	PF-FO	A	TO	BLK	STL	PTS	AVG	
2020-21	UConn	12-0	33/2.7	2-15	.133	1-11	.091	1-1	1.000	1	3	4	0.3	2-0	0	0	1	0	6	0.5	
2022-23	Ark	31-31	1004/32.4	93-272	.342	29-124	.234	54-78	.692	25	180	205	6.6	75-3	71	67	35	18	269	8.7	
TOTAL FOR Ark		31-31	1004/32.4	93-272	.342	29-124	.234	54-78	.692	25	180	205	6.6	75-3	71	67	35	18	269	8.7	
TOTAL		43-31	1037/24.1	95-287	.331	30-135	.222	55-79	.696	26	183	209	4.9	77-3	71	67	36	18	275	6.4	



2 Samara Spencer | So. | 5-7 | G | Fort Lauderdale, Fla. (St. Thomas Aquinas HS)

SPENCER BENCHMARK STATS

Points	32	vs. Oral Roberts	12-4-22
FG Made	10	at #16 Creighton	12-17-22*
FG Att.	21	vs. NAU	11-24-22
3FG Made	6	vs. Oral Roberts	12-4-22
3FG Att.	11	vs. Tulsa	11-14-22
FT Made	7	vs. USF	12-21-22*
FT Att.	16	vs. Lamar	12-8-22
Off. Reb.	1	vs. Texas A&M	2-26-23*
Def. Reb.	9	at Missouri	1-8-23
Rebounds	9	at Missouri	1-8-23
Assists	10	vs. #16 Oregon	12-20-22
Blocks	2	vs. USF	12-21-22
Steals	4	vs. NAU	11-24-22
Minutes	43	vs. Ole Miss	1-29-23

GAME NOTES

- Led Arkansas in scoring in back-to-back games, coming off 19 points and five assists vs. Texas A&M
- Recorded a near triple-double with 20 points, 10 assists and seven rebounds vs. No. 16/15 Oregon
- Went off on her 20th birthday vs. Oral Roberts with a career-high 32 points
- Third in assists (4.3), fifth in free throw attempts (150), ninth in field goal attempts (373), 10th in assist/turnover ratio (1.5) and 16th in scoring (14.0) in the SEC
- In the NCAA, 48th in total assists (133), which is the ninth most in single season as a Razorback
- Named 2022 SEC Freshman of the Year, first Arkansas player since 2009 (C'eria Ricketts)
- Won SEC Freshman of the Week four times last season
- Has registered 10 career 20-point games, including seven this season (one of those 30+)
- Finished third on the team in scoring and led the way in assists (96) as a freshman
- Led St. Thomas Aquinas to a state title during her senior season

WHO IS SAMARA SPENCER?

- Majoring in recreation and sport management
- First Floridan to make up an Arkansas WBB roster since 2010
- Favorite foods: Steak or lasagna
- Favorite place to eat in Fayetteville: Tacos 4 Life
- Proudest accomplishment in basketball: winning SEC Freshman of the year last year

#2 SPENCER, Samara

Opponent	Date	GS	MIN	Total		3-Pointers		Free throws		Rebounds		PF	A	TO	BLK	STL	PTS	AVG			
				FG-FGA	PCT	3FG-3FGA	PCT	FT-FTA	PCT	OFF	DEF								TOT	AVG	
at Ark.-Pine Bluff	11/07/2022	*	31:00	6-16	.375	1-7	.143	2-8	.250	0	4	4	4.0	4	1	0	0	15.0			
Central Ark.	11/11/2022	*	18:51	1-5	.200	0-2	.000	3-7	.429	0	2	2	3.0	3	2	0	0	5.0			
Tulsa	11/14/2022	*	39:04	3-16	.188	3-11	.273	4-6	.667	0	3	3	3.0	2	4	2	0	13.0			
Kent St.	11/17/2022	*	28:15	8-13	.615	3-6	.500	3-4	.750	0	7	7	4.0	1	7	2	0	12.2			
at Little Rock	11/20/2022	*	30:08	4-9	.444	0-4	.000	3-4	.750	0	7	7	4.6	1	6	6	0	11.3			
vs Northern Ariz.	11/24/2022	*	39:29	10-21	.476	3-7	.429	4-6	.667	0	4	4	4.5	1	2	2	0	4.27			
vs Clemson	11/25/2022	*	27:30	1-5	.200	0-2	.000	1-6	.167	0	5	5	4.6	3	6	8	0	3.13			
vs Kansas St.	11/26/2022	*	30:17	3-11	.273	0-6	.000	0-0	.000	1	7	8	5.0	3	4	3	0	6.12			
Troy	12/01/2022	*	27:47	8-15	.533	3-8	.375	0-3	.000	0	3	3	4.8	1	6	3	0	1.19			
Oral Roberts	12/04/2022	*	30:40	10-17	.588	6-8	.750	6-12	.500	1	1	2	4.5	1	3	2	1	3.32			
Lamar University	12/08/2022	*	33:45	5-10	.500	1-3	.333	6-16	.375	0	0	0	4.1	4	4	5	0	0.17			
Arkansas St.	12/11/2022	*	40:00	5-12	.417	2-5	.400	7-10	.700	0	4	4	4.1	0	4	4	1	2.19			
at Creighton	12/17/2022	*	36:38	10-17	.588	5-7	.714	1-4	.250	0	4	4	4.1	3	4	1	0	0.26			
vs Oregon	12/20/2022	*	38:40	6-18	.333	2-6	.333	6-8	.750	0	7	7	4.3	5	10	2	0	1.20			
vs South Fla.	12/21/2022	*	42:03	1-9	.111	0-5	.000	7-9	.778	0	6	6	4.4	1	3	4	2	1.9			
LSU	12/29/2022	*	34:09	7-15	.467	3-7	.429	0-4	.000	0	1	1	4.2	2	1	4	0	1.17			
at Kentucky	01/01/2023	*	33:22	1-8	.125	1-4	.250	3-4	.750	0	2	2	4.1	2	5	1	0	2.6			
Florida	01/05/2023	*	34:19	6-11	.545	3-5	.600	1-1	1.000	0	4	4	4.1	2	6	4	0	0.16			
at Missouri	01/08/2023	*	34:29	1-5	.200	0-4	.000	0-0	.000	0	9	9	4.3	1	6	0	0	2.15			
Vanderbilt	01/16/2023	*	37:55	9-15	.600	2-6	.333	3-4	.750	1	4	5	4.4	2	3	3	1	0.23			
at LSU	01/19/2023	*	35:27	5-15	.333	1-6	.167	2-2	1.000	0	2	2	4.2	3	6	0	0	1.13			
at South Carolina	01/22/2023	*	29:26	7-15	.467	1-3	.333	0-0	.000	0	1	1	4.1	0	1	0	1	0.15			
Alabama	01/26/2023	*	34:53	4-10	.400	2-3	.667	2-2	1.000	0	2	2	4.0	2	2	7	0	2.12			
Ole Miss	01/29/2023	*	42:57	6-13	.462	2-5	.400	2-2	1.000	0	5	5	4.0	1	6	3	1	3.16			
at Auburn	02/05/2023	*	35:48	1-8	.125	0-4	.000	5-6	.833	0	6	6	4.1	3	4	7	0	1.7			
at Vanderbilt	02/09/2023	*	37:31	1-8	.125	0-2	.000	0-0	.000	0	4	4	4.1	2	4	3	0	1.2			
Missouri	02/12/2023	*	28:10	2-6	.333	0-3	.000	2-2	1.000	0	2	2	4.0	0	2	1	0	2.6			
Tennessee	02/16/2023	*	33:49	4-13	.308	1-6	.167	1-2	.500	0	1	1	3.9	2	9	2	0	1.10			
at Georgia	02/19/2023	*	36:05	0-8	.000	0-8	.000	0-0	.000	0	0	0	3.8	2	2	5	0	1.0			
at Mississippi St.	02/23/2023	*	32:01	8-14	.571	4-7	.571	5-13	.385	0	2	2	3.7	5	1	2	0	3.25			
Texas A&M	02/26/2023	*	35:31	7-15	.467	3-8	.375	2-5	.400	1	4	5	3.8	0	5	3	0	0.19			
Totals			31	1050:01	150-373	.402	52-168	.310	81-150	.540	4	113	117	3.8	62	133	92	7	36	433	14.0

Player Averages

Games Played	Minutes/game	Points/game	FG Pct	3FG Pct	FT Pct	Rebounds/game	Assists/game	Turnovers/game	Assist/Turnover ratio	Steals/game	Blocks/game
31	33.9	14.0	40.2	31.0	54.0	3.8	4.3	3.0	1.4	1.2	0.2

Stat	21-22	22-23	Career
Double Figure Pts	20	21	41
Double Figure Rebs	-	-	-
Double-Doubles	-	1	1
5+ Assists	5	12	17
5+ Blocks	-	-	-
5+ Steals	-	-	-
Led Team in Pts	5	13	18
Led Team in Reb	1	2	3
20+ Points	3	7	10
30+ Points	-	1	1

* Most Recent

CAREER STATISTICS

				Field Goals		3-Point		F-Throws		Rebounds								Scoring		
SEASON	TEAM	GP-GS	MIN/AVG	FG-FGA	FG%	3FG-3FGA	3FG%	FT-FTA	FT%	OFF	DEF	TOT	AVG	PF-FO	A	TO	BLK	STL	PTS	AVG
2021-22	Ark	31-27	930/30.0	138-325	.425	44-128	.344	59-98	.602	18	96	114	3.7	49-0	96	82	8	36	379	12.2
2022-23	Ark	31-31	1050/33.9	150-373	.402	52-168	.310	81-150	.540	4	113	117	3.8	62-2	133	92	7	36	433	14.0
TOTAL		62-58	1980/31.9	288-698	.413	96-296	.324	140-248	.565	22	209	231	3.7	111-2	229	174	15	72	812	13.1



4 Erynn Barnum | R-Sr. | 6-2 | F | Little Rock, Ark. (Little Rock Central HS)

2022-23 SEASON HIGHS	BARNUM BENCHMARK STATS				
	Points	37	vs. Ole Miss	1-29-23	
	FG Made	13	vs. Ole Miss	1-29-23	
	FG Att.	21	vs. Ole Miss	1-29-23	
	3FG Made	3	vs. Ole Miss	1-29-23*	
	3FG Att.	5	vs. Ole Miss	1-29-23	
	FT Made	9	vs. UCA	11-11-22	
	FT Att.	13	vs. Ole Miss	1-29-23*	
	Off. Reb.	6	at Vanderbilt	2-9-23*	
	Def. Reb.	9	at Little Rock	11-20-22	
	Rebounds	11	at Missouri	1-8-23*	
	Assists	7	at Kentucky	1-1-23	
	Blocks	3	vs. Missouri	2-12-23*	
	Steals	5	vs. Clemson	11-25-22	
	Minutes	43	vs. Ole Miss	1-29-23	

CAREER HIGHS	Points	37	vs. Ole Miss	1-29-23	
	FG Made	13	vs. Ole Miss	1-29-23	
	FG Att.	21	vs. Ole Miss	1-29-23	
	3FG Made	3	vs. Ole Miss	1-29-23*	
	3FG Att.	5	vs. Ole Miss	1-29-23	
	FT Made	9	vs. UCA	11-11-22	
	FT Att.	13	vs. Ole Miss	1-29-23*	
	Off. Reb.	6	at UAPB	11-7-22*	
	Def. Reb.	9	at Little Rock	11-20-22	
	Rebounds	12	vs. Utah	3-18-22*	
	Assists	7	at Kentucky	1-1-23	
	Blocks	4	vs. Little Rock	12-21-19*	
	Steals	5	vs. Clemson	11-25-22	
	Minutes	43	vs. Ole Miss	1-29-23	

SEC HIGHS	Points	37	vs. Ole Miss	1-29-23	
	FG Made	13	vs. Ole Miss	1-29-23	
	FG Att.	21	vs. Ole Miss	1-29-23	
	3FG Made	3	vs. Ole Miss	1-29-23	
	3FG Att.	5	vs. Ole Miss	1-29-23	
	FT Made	6	vs. Vanderbilt	1-16-23	
	FT Att.	11	vs. Vanderbilt	1-16-23	
	Off. Reb.	6	at Vanderbilt	2-9-23*	
	Def. Reb.	7	at Missouri	1-8-23	
	Rebounds	11	at Missouri	1-8-23	
	Assists	7	at Kentucky	1-1-23	
	Blocks	3	vs. Missouri	2-12-23*	
	Steals	3	vs. Ole Miss	1-29-23*	
	Minutes	43	vs. Ole Miss	1-29-23	

NOTABLES	Stat	19-20	20-21	21-22	22-23	Career
	Double Figure Pts	4	9	5	26	44
	Double Figure Rebs	1	1	1	2	6
	Double-Doubles	1	1	-	2	4
	5+ Assists	-	-	-	3	3
	5+ Blocks	-	-	-	-	-
	5+ Steals	-	-	-	1	1
	Led Team in Pts	1	-	3	11	15
	Led Team in Reb	4	7	7	16	34
	20+ Points	-	-	-	9	9
	30+ Points	-	-	-	1	1

* Most Recent

GAME NOTES

- Named to All-SEC Second Team
- One of 10 candidates for the Katrina McClain Award, given to the best power forward in the country
- Coming off 12 points and five boards vs. Texas A&M after being honored for surpassing 1K points
- Recorded career-high 37 points vs. Ole Miss to be the seventh most points scored by a Razorback in school history, while also surpassing 500 career rebounds
- Leads the team with nine 20-point games, never having one prior to this season
- Was a perfect 8-of-8 vs. Arkansas State and 5-for-5 vs. Little Rock, only player in SEC to have to perfect performances from the field this season
- Leads SEC in FG percentage (.573), seventh in scoring (16.3) & 11th in rebounds (6.6) in the league
- In NCAA, sits 16th in free throw attempts (185), 21st in FG percentage & 50th in total points (505)
- Ended 2021-22 season by matching a career-high 12 rebounds vs. Utah at the NCAA Tournament
- Averaged 7.6 points, 4.8 rebounds and 17.5 minutes per game last season

WHO IS ERYNN BARNUM?

- Majoring in recreation and sport management
- Played volleyball and was player of the year in high school
- Does her hair before every game
- One of eight siblings
- Born in Pasadena, Calif. and moved to Little Rock when she was 6
- Favorite food: shrimp alfredo

#4 BARNUM, Erynn

Opponent	Date	GS	MIN	Total		3-Pointers		Free throws		Rebounds				PF	A	TO	BLK	STL	PTS	AVG	
				FG-FGA	PCT	3FG-3FGA	PCT	FT-FTA	PCT	OFF	DEF	TOT	AVG								
at Ark.-Pine Bluff	11/07/2022	*	25:04	6-14	.429	0-0	.000	3-13	.231	6	5	11	11.0	2	1	2	0	4	15	15.0	
Central Ark.	11/11/2022	*	22:29	5-8	.625	0-1	.000	9-9	1.000	4	5	9	10.0	2	2	1	3	0	19	17.0	
Tulsa	11/14/2022	*	30:32	10-12	.833	0-0	.000	7-12	.583	3	5	8	9.3	3	0	1	1	2	27	20.3	
Kent St.	11/17/2022	*	21:02	9-13	.692	1-2	.500	1-1	1.000	2	4	6	8.5	0	1	1	1	0	20	20.3	
at Little Rock	11/20/2022	*	20:40	5-5	1.000	0-0	.000	5-6	.833	0	9	9	8.6	3	1	5	1	0	15	19.2	
vs Northern Ariz.	11/24/2022	*	23:03	3-9	.333	0-1	.000	1-2	.500	3	4	7	8.3	3	2	2	0	2	7	17.2	
vs Clemson	11/25/2022	*	25:33	4-5	.800	0-0	.000	6-9	.667	2	7	9	8.4	1	1	1	1	5	14	16.7	
vs Kansas St.	11/26/2022	*	28:44	7-9	.778	0-0	.000	3-5	.600	2	2	4	7.9	1	1	3	2	3	17	16.8	
Troy	12/01/2022	*	19:10	8-9	.889	0-1	.000	2-2	1.000	3	5	8	7.9	1	2	1	0	2	18	16.9	
Oral Roberts	12/04/2022	*	19:43	3-5	.600	0-0	.000	0-0	.000	2	3	5	7.6	3	4	1	1	0	6	15.8	
Lamar University	12/08/2022	*	33:51	2-4	.500	0-1	.000	1-4	.250	3	5	8	7.6	2	3	5	2	1	5	14.8	
Arkansas St.	12/11/2022	*	18:25	8-8	1.000	0-0	.000	0-0	.000	0	1	1	7.1	3	0	2	1	0	16	14.9	
at Creighton	12/17/2022	*	29:35	5-9	.556	0-0	.000	5-7	.714	1	1	2	6.7	2	4	0	2	2	15	14.9	
vs Oregon	12/20/2022	*	27:14	8-17	.471	3-4	.750	3-4	.750	5	4	9	6.9	4	0	0	1	0	22	15.4	
vs South Fla.	12/21/2022	*	39:26	9-17	.529	0-1	.000	3-6	.500	1	2	3	6.6	2	2	2	0	1	21	15.8	
LSU	12/29/2022	*	23:38	3-9	.333	0-2	.000	1-2	.500	0	4	4	6.4	3	1	1	0	0	7	15.3	
at Kentucky	01/01/2023	*	29:17	7-11	.636	0-0	.000	3-4	.750	4	4	8	6.5	2	7	3	3	0	17	15.4	
Florida	01/05/2023	*	24:35	5-8	.625	1-1	1.000	4-8	.500	2	6	8	6.6	4	6	1	1	1	15	15.3	
at Missouri	01/08/2023	*	36:41	9-13	.692	0-1	.000	3-7	.429	4	7	11	6.8	1	2	2	1	1	21	15.6	
Vanderbilt	01/16/2023	*	34:29	6-12	.500	0-0	.000	6-11	.545	4	5	9	7.0	2	5	1	2	3	18	15.8	
at LSU	01/19/2023	*	28:39	7-14	.500	1-4	.250	5-5	1.000	1	6	7	7.0	4	1	3	2	1	20	16.0	
at South Carolina	01/22/2023	*	20:00	3-11	.273	0-3	.000	5-6	.833	0	2	2	6.7	2	2	2	0	2	11	15.7	
Alabama	01/26/2023	*	33:58	8-14	.571	0-1	.000	4-6	.667	4	5	9	6.8	4	0	2	0	2	20	15.9	
Ole Miss	01/29/2023	*	42:42	13-21	.619	3-5	.600	8-13	.615	1	5	6	6.8	2	3	4	1	3	37	16.8	
at Auburn	02/05/2023	*	28:42	5-12	.417	0-0	.000	4-9	.444	6	3	9	6.9	3	0	4	0	1	14	16.7	
at Vanderbilt	02/09/2023	*	25:33	4-8	.500	0-0	.000	4-4	1.000	6	1	7	6.9	4	0	5	1	1	12	16.5	
Missouri	02/12/2023	*	29:36	4-7	.571	1-3	.333	5-6	.833	4	5	9	7.0	3	2	12	3	0	14	16.4	
Tennessee	02/16/2023	*	23:07	10-17	.588	1-3	.333	4-6	.667	0	1	1	6.8	3	0	0	1	0	25	16.7	
at Georgia	02/19/2023	*	27:03	6-12	.500	0-0	.000	4-5	.800	4	3	7	6.8	1	0	2	1	0	16	16.7	
at Mississippi St.	02/23/2023	*	20:04	3-8	.375	0-1	.000	3-3	1.000	2	3	5	6.7	3	1	2	0	1	9	16.4	
Texas A&M	02/26/2023	*	23:42	3-7	.429	1-2	.500	5-10	.500	2	3	5	6.6	4	1	1	1	1	12	16.3	
Totals			31	836:17	188-328	.573	12-37	.324	117-185	.632	81	125	206	6.6	77	55	72	33	39	505	16.3

Player Averages

Games Played	Minutes/game	Points/game	FG Pct	3FG Pct	FT Pct	Rebounds/game	Assists/game	Turnovers/game	Assist/Turnover ratio	Steals/game	Blocks/game
31	27.0	16.3	57.3	32.4	63.2	6.6	1.8	2.3	0.8	1.3	1.1

CAREER STATISTICS

		Field Goals				3-Point		F-Throws		Rebounds								Scoring		
SEASON	TEAM	GP-GS	MIN/AVG	FG-FGA	FG%	3FG-3FGA	3FG%	FT-FTA	FT%	OFF	DEF	TOT	AVG	PF-FO	A	TO	BLK	STL	PTS	AVG
2019-20	Ark	27-0	306/11.3	50-98	.510	3-7	.429	31-52	.596	31	76	107	4.0	26-0	5	11	28	15	134	5.0
2020-21	Ark	28-0	455/16.3	85-145	.586	1-7	.143	44-87	.506	34	94	128	4.6	56-0	11	30	23	21	215	7.7
2021-22	Ark	22-10	385/17.5	55-134	.410	3-16	.188	55-80	.688	35	70	105	4.8	32-0	18	26	12	20	168	7.6
2022-23	Ark	31-31	836/27.0	188-328	.573	12-37	.324	117-185	.632	81	125	206	6.6	77-0	55	72	33	39	505	16.3
TOTAL		108-41	1983/18.4	378-705	.536	19-67	.284	247-404	.611	181	365	546	5.1	191-0	89	139	96	95	1022	9.5



11 Rylee Langerman | Jr. | 5-9 | G | Norman, Okla. (Christian Heritage HS)

LANGERMAN BENCHMARK STATS

2022-23 SEASON HIGHS

Points	10	vs. Tulsa	11-14-22
FG Made	3	vs. UCA	11-11-22
FG Att.	7	vs. Tulsa	11-14-22
3FG Made	2	at Kentucky	1-1-23*
3FG Att.	5	vs. Tulsa	11-14-22
FT Made	4	vs. Tulsa	11-14-22
FT Att.	6	vs. Tulsa	11-14-22
Off. Reb.	4	vs. #16 Oregon	12-21-22*
Def. Reb.	5	at Kentucky	1-1-23*
Rebounds	7	at Kentucky	1-1-23*
Assists	3	vs. Troy	12-1-22
Blocks	1	vs. Vanderbilt	1-16-23
Steals	4	vs. USF	12-21-22*
Minutes	25	vs. #16 Oregon	12-20-22*

CAREER HIGHS

Points	17	vs. Missouri	1-9-22
FG Made	6	vs. Missouri	1-9-22
FG Att.	10	vs. Missouri	1-9-22
3FG Made	5	vs. Missouri	1-9-22
3FG Att.	6	vs. Missouri	1-9-22
FT Made	4	vs. Tulsa	11-14-22*
FT Att.	6	vs. Tulsa	11-14-22
Off. Reb.	5	vs. Auburn	2-10-22
Def. Reb.	7	at Texas A&M	2-3-22*
Rebounds	11	at Texas A&M	2-3-22
Assists	4	vs. UCA	12-13-20
Blocks	2	vs. Missouri	3-3-22
Steals	4	vs. USF	12-20-22*
Minutes	34	at Florida	2-17-22

SEC HIGHS

Points	17	vs. Missouri	1-9-22
FG Made	6	vs. Missouri	1-9-22
FG Att.	10	vs. Missouri	1-9-22
3FG Made	5	vs. Missouri	1-9-22
3FG Att.	6	vs. Missouri	1-9-22
FT Made	3	vs. Florida	1-5-23
FT Att.	5	vs. Florida	1-5-23
Off. Reb.	5	vs. Auburn	2-10-22
Def. Reb.	7	at Texas A&M	2-3-22
Rebounds	11	at Texas A&M	2-3-22
Assists	3	vs. #12/11 LSU	1-27-2
Blocks	2	vs. Missouri	3-3-22
Steals	4	at Missouri	2-13-22
Minutes	34	at Florida	2-17-22

NOTABLES

Stat	20-21	21-22	22-23	Career
Double Figure Pts	-	1	1	2
Double Figure Rebs	-	1	-	1
Double-Doubles	-	-	-	-
5 + Assists	-	-	-	-
5 + Blocks	-	-	-	-
5 + Steals	-	-	-	-
Led Team in Pts	-	-	-	-
Led Team in Reb	-	2	-	2
20 + Points	-	-	-	-
30+ Points	-	-	-	-

* Most Recent

GAME NOTES

- SEC Community Service Team recipient for second straight year
- Glue girl on the team, known for being the player that holds everything together
- Hustle-type or game changing plays are called "Rylees"
- Played 11 minutes and pulled down two rebounds vs. Texas A&M
- Has matched a career-high four steals in three games this season
- Logged 10 points, five rebounds and four steals against Tulsa
- Leads the bench with minutes logged per game, averaging 17.7 per game
- Lit up Mizzou, going for a career-best 17 points off 5-for-6 shooting from 3-point off the bench last season
- Averaged 3.2 points and 3.7 rebounds across 19.2 minutes played per game last season

WHO IS RYLEE LANGERMAN?

- Majoring in biology
- Easily a fan favorite for the work she has done in the community, serving as an inspiration especially for those who also have Alopecia
- Has a twin brother named Ryan who played basketball and golf
- Chose Arkansas because of the atmosphere and culture
- Can play the guitar
- Favorite place to eat in Fayetteville: Sassy's BBQ

#11 LANGERMAN, Rylee

2022-2023 Season Summary																				
Opponent	Date	GS	MIN	Total		3-Pointers		Free throws		Rebounds				PF	A	TO	BLK	STL	PTS	AVG
				FG-GA	PCT	3FG-3FGA	PCT	FT-FTA	PCT	OFF	DEF	TOT	AVG							
at Ark.-Pine Bluff	11/07/2022		22:50	1-1	1.000	0-0	.000	2-4	.500	4	2	6	6.0	3	0	2	0	4	4.0	
Central Ark.	11/11/2022		24:26	3-5	.600	2-4	.500	1-3	.333	0	4	4	5.0	2	0	1	0	0	9.6	
Tulsa	11/14/2022		22:35	2-7	.286	2-5	.400	4-6	.667	2	3	5	5.0	3	1	0	0	4	10.7	
Kent St.	11/17/2022		19:11	2-5	.400	1-3	.333	0-0	.000	1	1	2	4.3	1	2	1	0	0	5.7	
at Little Rock	11/20/2022		13:45	1-1	1.000	0-0	.000	1-2	.500	0	0	0	3.4	1	0	0	0	0	3.6	
vs Northern Ariz.	11/24/2022		20:56	1-3	.333	0-1	.000	1-2	.500	0	2	2	3.2	1	1	1	0	0	3.5	
vs Clemson	11/25/2022		18:49	1-1	1.000	0-0	.000	1-2	.500	0	0	0	2.7	4	0	0	0	0	3.5	
vs Kansas St.	11/26/2022		11:39	0-0	.000	0-0	.000	0-0	.000	0	4	4	2.9	2	0	0	0	0	4.6	
Troy	12/01/2022		15:55	0-2	.000	0-2	.000	1-2	.500	1	4	5	3.1	2	3	2	0	0	14.2	
Oral Roberts	12/04/2022		16:32	1-4	.250	0-2	.000	1-2	.500	3	2	5	3.3	2	1	0	0	2	3.4	
Lamar University	12/08/2022		18:13	0-2	.000	0-2	.000	0-0	.000	1	5	6	3.5	0	0	1	1	0	3.7	
Arkansas St.	12/11/2022		18:56	2-5	.400	0-2	.000	1-2	.500	3	2	5	3.7	2	1	1	0	0	5.3	
at Creighton	12/17/2022		25:27	2-3	.667	2-3	.667	0-0	.000	1	4	5	3.8	1	0	0	0	0	6.4	
vs Oregon	12/20/2022		24:57	2-4	.500	2-2	1.000	1-2	.500	4	3	7	4.0	2	0	3	0	0	7.4	
vs South Fla.	12/21/2022		17:59	0-2	.000	0-2	.000	0-0	.000	2	1	3	3.9	3	1	0	0	4	0.3	
LSU	12/29/2022		17:16	0-1	.000	0-0	.000	0-0	.000	1	1	2	3.8	2	0	1	0	2	0.3	
at Kentucky	01/01/2023		22:54	2-4	.500	2-3	.667	0-0	.000	2	5	7	4.0	0	1	1	0	1	6.3	
Florida	01/05/2023		18:46	2-4	.500	1-2	.500	3-5	.600	1	2	3	3.9	3	2	1	0	2	8.4	
at Missouri	01/08/2023		17:08	1-3	.333	1-2	.500	0-0	.000	2	2	4	3.9	2	0	0	0	2	3.4	
Vanderbilt	01/16/2023		15:35	0-3	.000	0-2	.000	1-2	.500	1	2	3	3.9	2	0	0	1	1	1.3	
at LSU	01/19/2023		14:59	0-2	.000	0-1	.000	0-0	.000	0	2	2	3.8	1	0	0	0	1	0.3	
at South Carolina	01/22/2023		20:05	0-1	.000	0-1	.000	0-0	.000	1	1	2	3.7	4	0	1	0	0	3.5	
Alabama	01/26/2023		15:23	0-2	.000	0-1	.000	0-0	.000	0	0	0	3.6	1	0	0	0	1	0.3	
Ole Miss	01/29/2023		15:16	0-0	.000	0-0	.000	0-0	.000	0	3	3	3.5	4	0	0	0	2	0.3	
at Auburn	02/05/2023		13:57	0-1	.000	0-1	.000	1-2	.500	0	1	1	3.4	4	1	1	0	1	1.3	
at Vanderbilt	02/09/2023		10:40	0-0	.000	0-0	.000	0-0	.000	1	3	4	3.5	1	1	1	0	0	0.3	
Missouri	02/12/2023		13:28	1-2	.500	1-2	.500	0-0	.000	1	3	4	3.5	1	1	1	0	1	3.3	
Tennessee	02/16/2023		14:59	0-3	.000	0-3	.000	0-0	.000	0	2	2	3.4	3	0	0	0	0	2.9	
at Georgia	02/19/2023		12:27	0-0	.000	0-0	.000	0-0	.000	1	0	1	3.3	2	0	1	0	0	2.8	
at Mississippi St.	02/23/2023		16:48	0-1	.000	0-1	.000	2-2	1.000	0	1	1	3.3	1	1	0	0	1	2.8	
Texas A&M	02/26/2023		11:13	0-2	.000	0-2	.000	0-0	.000	1	1	2	3.2	1	0	0	0	0	2.7	
Totals		0	543:03	24-74	.324	14-49	.286	21-38	.553	34	66	100	3.2	61	17	20	2	30	83	2.7

Player Averages

Games Played	Minutes/game	Points/game	FG Pct	3FG Pct	FT Pct	Rebounds/game	Assists/game	Turnovers/game	Assist/Turnover ratio	Steals/game	Blocks/game
31	17.5	2.7	32.4	28.6	55.3	3.2	0.5	0.6	0.9	1.0	0.1

CAREER STATISTICS

SEASON	TEAM	GP-GS	MIN/AVG	Field Goals FG-FGA FG%	3-Point 3FG-3FGA 3FG%	F-Throws FT-FTA FT%	Rebounds OFF DEF TOT AVG	Scoring PF-FO A TO BLK STL PTS AVG
2020-21	Ark	13-0	91/7.0	5-16 .313	4-10 .400	2-4 .500	2 12 14 1.1	10-0 7 9 1 1 16 1.2
2021-22	Ark	32-7	613/19.2	36-97 .371	16-50 .320	13-23 .565	41 78 119 3.7	83-2 30 31 11 28 101 3.2
2022-23	Ark	31-0	543/17.5	24-74 .324	14-49 .286	21-38 .553	34 66 100 3.2	61-0 17 20 2 30 83 2.7
TOTAL		76-7	1247/16.4	65-187 .348	34-109 .312	36-65 .554	77 156 233 3.1	154-2 54 60 14 59 200 2.6



20 Karley Johnson | Fr. | 5-9 | G | Mustang, Okla. (Mustang HS)

JOHNSON BENCHMARK STATS

2022-23 SEASON HIGHS

Points	1	at Little Rock	11-20-22
FG Made	N/A		
FG Att.	1	vs. Oral Roberts	12-4-22
3FG Made	N/A		
3FG Att.	N/A		
FT Made	1	at Little Rock	11-20-22
FT Att.	1	at Little Rock	11-20-22
Off. Reb.	1	vs. Troy	12-1-22
Def. Reb.	1	vs. Kent State	11-17-22
Rebounds	1	vs. Troy	12-1-22*
Assists	1	at Little Rock	11-20-22
Blocks	N/A		
Steals	1	at Little Rock	11-20-22*
Minutes	6	vs. Troy	12-1-22*

CAREER HIGHS

Points	1	at Little Rock	11-20-22
FG Made	N/A		
FG Att.	1	vs. Oral Roberts	12-4-22
3FG Made	N/A		
3FG Att.	N/A		
FT Made	1	at Little Rock	11-20-22
FT Att.	1	at Little Rock	11-20-22
Off. Reb.	1	vs. Troy	12-1-22
Def. Reb.	1	vs. Kent State	11-17-22
Rebounds	1	vs. Troy	12-1-22*
Assists	1	at Little Rock	11-20-22
Blocks	N/A		
Steals	1	at Little Rock	11-20-22*
Minutes	6	vs. Troy	12-1-22*

SEC HIGHS

Points	N/A		
FG Made	N/A		
FG Att.	N/A		
3FG Made	N/A		
3FG Att.	N/A		
FT Made	N/A		
FT Att.	N/A		
Off. Reb.	N/A		
Def. Reb.	N/A		
Rebounds	N/A		
Assists	N/A		
Blocks	N/A		
Steals	N/A		
Minutes	2	vs. Florida	1-5-23

NOTABLES

Stat	22-23	Career
Double Figure Pts	-	-
Double Figure Rebs	-	-
Double-Doubles	-	-
5 + Assists	-	-
5 + Blocks	-	-
5 + Steals	-	-
Led Team in Pts	-	-
Led Team in Reb	-	-
20 + Points	-	-
30+ Points	-	-

* Most Recent

GAME NOTES

- Scored first collegiate point at Little Rock where she had a free throw in six minutes played
- Has appeared in eight games as a true freshman, most recently against Missouri
- Lone member of the fall 2021 signing class
- Recognized as a 2022 McDonald's All-American nominee
- Tabbed a four-time Oklahoman's Super 5 Honorable Mention choice
- As a senior at Mustang, averaged 12.3 points, 4.3 rebounds and 3.1 assists per game
- Only needed two years to eclipse 1,000 points, doing so as a sophomore

WHO IS KARLEY JOHNSON?

- One of eight children
- Hidden talent: can juggle
- Favorite TV show: Criminal Minds
- Pregame ritual: puts everything on left to right
- Has English bulldogs named Roxie and Gus and a cat named Toast

#20 JOHNSON, Karley

Opponent	Date	GS	MIN	Total		3-Pointers		Free throws		Rebounds				PF	A	TO	BLK	STL	PTS	AVG
				FG-FGA	PCT	3FG-3FGA	PCT	FT-FTA	PCT	OFF	DEF	TOT	AVG							
Central Ark.	11/11/2022		02:37	0-0	.000	0-0	.000	0-0	.000	0	0	0	0.0	0	0	0	0	0	0	0.0
Kent St.	11/17/2022		02:33	0-0	.000	0-0	.000	0-0	.000	0	1	1	0.5	0	0	0	0	0	0	0.0
at Little Rock	11/20/2022		06:19	0-0	.000	0-0	.000	1-2	.500	0	0	0	0.3	0	1	0	0	1	1	0.3
vs Kansas St.	11/26/2022		00:47	0-0	.000	0-0	.000	0-0	.000	0	0	0	0.3	0	0	0	0	0	0	0.3
Troy	12/01/2022		05:38	0-0	.000	0-0	.000	0-0	.000	1	0	1	0.4	0	0	0	0	0	0	0.2
Oral Roberts	12/04/2022		02:43	0-1	.000	0-0	.000	0-0	.000	0	0	0	0.3	0	0	0	0	0	0	0.2
Florida	01/05/2023		01:50	0-0	.000	0-0	.000	0-0	.000	0	0	0	0.3	1	0	0	0	0	0	0.1
Missouri	02/12/2023		01:25	0-0	.000	0-0	.000	0-0	.000	0	0	0	0.3	0	0	0	0	0	0	0.1
Totals		0	23:52	0-1	.000	0-0	.000	1-2	.500	1	1	2	0.3	1	1	0	0	2	1	0.1

Player Averages

Games Played	Minutes/ game	Points/ game	FG Pct	3FG Pct	FT Pct	Rebounds/ game	Assists/ game	Turnovers/ game	Assist/Turnover ratio	Steals/ game	Blocks/ game
8	3.0	0.1	0.0	0.0	50.0	0.3	0.1	0.0	1.0	0.3	0.0

CAREER STATISTICS

				Field Goals		3-Point		F-Throws		Rebounds									Scoring	
SEASON	TEAM	GP-GS	MIN/AVG	FG-FGA	FG%	3FG-3FGA	3FG%	FT-FTA	FT%	OFF	DEF	TOT	AVG	PF-FO	A	TO	BLK	STL	PTS	AVG
2022-23	Ark	8-0	24/3.0	0-1	.000	0-0	.000	1-2	.500	1	1	2	0.3	1-0	1	0	0	2	1	0.1
TOTAL		8-0	24/3.0	0-1	.000	0-0	.000	1-2	.500	1	1	2	0.3	1-0	1	0	0	2	1	0.1



21 Loren Lindsey | Fr. | 5-11 | G | Fayetteville, Ark. (Fayetteville HS)

LINDSEY BENCHMARK STATS

Points	N/A
FG Made	N/A
FG Att.	N/A
3FG Made	N/A
3FG Att.	N/A
FT Made	N/A
FT Att.	N/A
Off. Reb.	N/A
Def. Reb.	N/A
Rebounds	N/A
Assists	N/A
Blocks	N/A
Steals	N/A
Minutes	5 at Little Rock 11-20-22

Points	N/A
FG Made	N/A
FG Att.	N/A
3FG Made	N/A
3FG Att.	N/A
FT Made	N/A
FT Att.	N/A
Off. Reb.	N/A
Def. Reb.	N/A
Rebounds	N/A
Assists	N/A
Blocks	N/A
Steals	N/A
Minutes	5 at Little Rock 11-20-22

Points	N/A
FG Made	N/A
FG Att.	N/A
3FG Made	N/A
3FG Att.	N/A
FT Made	N/A
FT Att.	N/A
Off. Reb.	N/A
Def. Reb.	N/A
Rebounds	N/A
Assists	N/A
Blocks	N/A
Steals	N/A
Minutes	2 vs. Florida 1-5-23

Stat	22-23	Career
Double Figure Pts	-	-
Double Figure Rebs	-	-
Double-Doubles	-	-
5 + Assists	-	-
5 + Blocks	-	-
5 + Steals	-	-
Led Team in Pts	-	-
Led Team in Reb	-	-
20 + Points	-	-
30+ Points	-	-

* Most Recent

GAME NOTES

- Played season-high five minutes at Little Rock
- Made first collegiate appearance versus UCA and has appeared in seven games this season
- One of two freshmen on the team
- Talented player out of Fayetteville High School, coming to Arkansas as a walk-on
- Tabbed to All-Conference 6A West All-Defensive Team
- Northwest Arkansas Democrat Gazette Player of the Week (Feb. 2, 2022)

WHO IS LOREN LINDSEY?

- Finance major
- Grew up in Northwest Arkansas so it was always a dream to play for the Razorbacks, especially with her granddad, dad, uncle and cousins all playing football here
- Favorite pair of shoes she owns is her Jordans
- Favorite food is hibachi and best restaurant in Fayetteville is Kobe
- Favorite movie: Hoosiers

#21 LINDSEY, Loren

Opponent	Date	GS	MIN	Total FG-FGA	PCT	3-Pointers 3FG-3FGA	PCT	Free throws FT-FTA	PCT	Rebounds OFF DEF TOT AVG	PF	A	TO	BLK	STL	PTS	AVG
Central Ark.	11/11/2022		01:11	0-0	.000	0-0	.000	0-0	.000	0 0 0 0.0	0	0	0	0	0	0	0.0
at Little Rock	11/20/2022		04:56	0-0	.000	0-0	.000	0-0	.000	0 0 0 0.0	0	0	0	0	0	0	0.0
vs Kansas St.	11/26/2022		00:47	0-0	.000	0-0	.000	0-0	.000	0 0 0 0.0	0	0	0	0	0	0	0.0
Troy	12/01/2022		02:13	0-0	.000	0-0	.000	0-0	.000	0 0 0 0.0	0	0	0	0	0	0	0.0
Oral Roberts	12/04/2022		02:06	0-0	.000	0-0	.000	0-0	.000	0 0 0 0.0	0	0	0	0	0	0	0.0
Florida	01/05/2023		01:38	0-0	.000	0-0	.000	0-0	.000	0 0 0 0.0	0	0	0	0	0	0	0.0
Missouri	02/12/2023		01:25	0-0	.000	0-0	.000	0-0	.000	0 0 0 0.0	0	0	0	0	0	0	0.0
Totals		0	14:16	0-0	.000	0-0	.000	0-0	.000	0 0 0 0.0	0	0	0	0	0	0	0.0

Player Averages

Games Played	Minutes/game	Points/game	FG Pct	3FG Pct	FT Pct	Rebounds/game	Assists/game	Turnovers/game	Assist/Turnover ratio	Steals/game	Blocks/game
7	2.0	0.0	0.0	0.0	0.0	0.0	0.0	0.0	0.0	0.0	0.0

CAREER STATISTICS

SEASON	TEAM	GP-GS	MIN/AVG	Field Goals FG-FGA FG%	3-Point 3FG-3FGA 3FG%	F-Throws FT-FTA FT%	Rebounds OFF DEF TOT AVG	Scoring PF-FO A TO BLK STL PTS AVG
2022-23	Ark	7-0	14/2.0	0-0 .000	0-0 .000	0-0 .000	0 0 0 0.0	0-0 0 0 0 0 0 0 0.0
TOTAL		7-0	14/2.0	0-0 .000	0-0 .000	0-0 .000	0 0 0 0.0	0-0 0 0 0 0 0 0 0.0



22 Avery Hughes | Sr. | 5-7 | G | Bentonville, Ark. (Bentonville HS)

HUGHES BENCHMARK STATS

2022-23 SEASON HIGHS

Points	4	vs. Troy	12-1-22
FG Made	1	vs. Troy	12-1-22
FG Att.	2	vs. Kent State	11-17-22
3FG Made	N/A		
3FG Att.	N/A		
FT Made	2	vs. Florida	1-5-22*
FT Att.	4	vs. Florida	1-5-22
Off. Reb.	N/A		
Def. Reb.	N/A		
Rebounds	N/A		
Assists	1	vs. Kent State	11-17-22
Blocks	N/A		
Steals	N/A		
Minutes	5	at Little Rock	11-20-22

CAREER HIGHS

Points	6	vs. UAPB	12-21-20*
FG Made	2	vs. UAPB	12-21-20*
FG Att.	4	vs. Tulsa	12-11-19
3FG Made	2	vs. UAPB	12-21-20*
3FG Att.	3	vs. Tulsa	12-11-19
FT Made	2	vs. Troy	12-1-22*
FT Att.	2	vs. Oral Roberts	12-4-22*
Off. Reb.	N/A		
Def. Reb.	1	vs. Kentucky	2-20-22*
Rebounds	1	vs. Kentucky	2-20-22*
Assists	2	vs. UAPB	12-21-20*
Blocks	N/A		
Steals	1	vs. ULM	12-3-20*
Minutes	10	vs. UAPB	12-21-20*

SEC HIGHS

Points	3	vs. Alabama	2-28-21
FG Made	1	at Ole Miss	2-16-20
FG Att.	1	vs. LSU	1-27-22*
3FG Made	N/A		
3FG Att.	1	vs. LSU	1-27-22*
FT Made	3	vs. Alabama	2-28-21
FT Att.	3	vs. Alabama	2-28-21
Off. Reb.	N/A		
Def. Reb.	1	vs. Kentucky	2-20-22
Rebounds	1	vs. Kentucky	2-20-22
Assists	N/A		
Blocks	N/A		
Steals	N/A		
Minutes	4	at Vanderbilt	1-19-20

NOTABLES

Stat	19-20	20-21	21-22	22-23	Career
Double Figure Pts	-	-	-	-	-
Double Figure Rebs	-	-	-	-	-
Double-Doubles	-	-	-	-	-
5 + Assists	-	-	-	-	-
5 + Blocks	-	-	-	-	-
5 + Steals	-	-	-	-	-
Led Team in Pts	-	-	-	-	-
Led Team in Reb	-	-	-	-	-
20 + Points	-	-	-	-	-
30+ Points	-	-	-	-	-

* Most Recent

GAME NOTES

- Played 22 seconds on her Senior Day after playing as No. 22 for four seasons
- Logged two points against Florida, gathering her points at the free throw line
- Former walk-on who earned a scholarship prior to the 2021-22 season
- Appeared in 14 games last season
- Dropped a career-best six points on UAPB, hitting two threes in 2020-21
- Finished her career as Bentonville's second leading scorer and set single game records for points (34) and free throws (20-for-22)
- Honors include All-Arkansas Second-Team, All-Northwest Arkansas First-Team, Gatorade Player of the Week, two KURM Dream Team selections and team captain honors as a senior

WHO IS AVERY HUGHES?

- Nursing major
- Her proudest accomplishment is earning a scholarship as a walk-on
- Mother played basketball at Arkansas State
- Ran track and was a two-time state champion
- Calls the Arkansas faithful the best fans in the world
- Loves playing for Coach Neighbors because he lets the team make decisions for themselves, which helps her grow into the person she wants to be

#22 HUGHES, Avery

Opponent	Date	GS	MIN	Total		3-Pointers		Free throws		Rebounds				PF	A	TO	BLK	STL	PTS	AVG
				FG-FGA	PCT	3FG-3FGA	PCT	FT-FTA	PCT	OFF	DEF	TOT	AVG							
Kent St.	11/17/2022		03:17	0-2	.000	0-0	.000	0-0	.000	0	0	0	0.0	0	1	1	0	0	0	0.0
at Little Rock	11/20/2022		05:04	0-1	.000	0-0	.000	2-2	1.000	0	0	0	0.0	2	0	0	0	0	2	1.0
vs Kansas St.	11/26/2022		00:47	0-0	.000	0-0	.000	0-0	.000	0	0	0	0.0	1	0	0	0	0	0	0.7
Troy	12/01/2022		03:22	1-1	1.000	0-0	.000	2-2	1.000	0	0	0	0.0	0	0	0	0	0	4	1.5
Oral Roberts	12/04/2022		03:52	0-0	.000	0-0	.000	1-2	.500	0	0	0	0.0	0	0	1	0	0	1	1.4
LSU	12/29/2022		02:31	0-0	.000	0-0	.000	0-0	.000	0	0	0	0.0	0	0	0	0	0	0	1.2
at Kentucky	01/01/2023		00:40	0-0	.000	0-0	.000	0-0	.000	0	0	0	0.0	0	0	1	0	0	0	1.0
Florida	01/05/2023		02:43	0-0	.000	0-0	.000	2-4	.500	0	0	0	0.0	0	0	0	0	0	2	1.1
at Auburn	02/05/2023		00:08	0-0	.000	0-0	.000	0-0	.000	0	0	0	0.0	0	0	0	0	0	0	1.0
Missouri	02/12/2023		02:08	0-0	.000	0-0	.000	0-0	.000	0	0	0	0.0	1	0	1	0	0	0	0.9
Tennessee	02/16/2023		00:21	0-0	.000	0-0	.000	0-0	.000	0	0	0	0.0	0	0	0	0	0	0	0.8
Texas A&M	02/26/2023		00:22	0-0	.000	0-0	.000	0-0	.000	0	0	0	0.0	0	0	0	0	0	0	0.8
Totals			0	25:15	1-4	.250	0-0	.000	7-10	.700	0	0	0	0.0	4	1	4	0	9	0.8

Player Averages

Games Played	Minutes/game	Points/game	FG Pct	3FG Pct	FT Pct	Rebounds/game	Assists/game	Turnovers/game	Assist/Turnover ratio	Steals/game	Blocks/game
12	2.1	0.8	25.0	0.0	70.0	0.0	0.1	0.3	0.3	0.0	0.0

CAREER STATISTICS

				Field Goals		3-Point		F-Throws		Rebounds										Scoring	
SEASON	TEAM	GP-GS	MIN/AVG	FG-FGA	FG%	3FG-3FGA	3FG%	FT-FTA	FT%	OFF	DEF	TOT	AVG	PF-FO	A	TO	BLK	STL	PTS	AVG	
2019-20	Ark	14-0	50/3.6	8-16	.500	3-9	.333	1-1	1.000	0	0	0	0.0	8-0	2	8	0	0	20	1.4	
2020-21	Ark	7-0	45/6.4	3-7	.429	3-6	.500	3-3	1.000	0	2	2	0.3	2-0	5	3	0	2	12	1.7	
2021-22	Ark	14-0	38/2.7	0-4	.000	0-2	.000	1-2	.500	0	2	2	0.1	3-0	2	2	0	1	1	0.1	
2022-23	Ark	12-0	25/2.1	1-4	.250	0-0	.000	7-10	.700	0	0	0	0.0	4-0	1	4	0	0	9	0.8	
TOTAL		47-0	158/3.4	12-31	.387	6-17	.353	12-16	.750	0	4	4	0.1	17-0	10	17	0	3	42	0.9	



24 Jersey Wolfenbarger | So. | 6-5 | G/F | Fort Smith, Ark. (Northside HS)

WOLFENBARGER BENCHMARK STATS

Points	15	vs. A-State	12-11-22
FG Made	4	vs. Texas A&M	2-26-23*
FG Att.	9	vs. Lamar	12-8-22
3FG Made	3	vs. Troy	12-1-22
3FG Att.	5	vs. Troy	12-1-22
FT Made	5	vs. A-State	12-11-22*
FT Att.	6	vs. A-State	12-11-22
Off. Reb.	4	at UAPB	11-7-22
Def. Reb.	9	vs. Oral Roberts	12-4-22
Rebounds	12	vs. Oral Roberts	12-4-22
Assists	1	at Georgia	2-19-23*
Blocks	4	vs. Oral Roberts	12-4-22
Steals	2	vs. Lamar	12-8-22
Minutes	36	vs. A-State	12-11-22

Points	16	vs. UCA	12-18-21*
FG Made	7	vs. UCA	12-18-21
FG Att.	14	vs. #25 Georgia	2-24-22
3FG Made	3	vs. Troy	12-1-22*
3FG Att.	11	at #7 Tennessee	1-31-22
FT Made	5	vs. A-State	12-11-22*
FT Att.	6	at A-State	12-11-22*
Off. Reb.	4	at UAPB	11-7-22*
Def. Reb.	9	vs. Oral Roberts	12-4-22
Rebounds	12	vs. Oral Roberts	12-4-22
Assists	4	vs. #12 LSU	1-27-22
Blocks	4	vs. Oral Roberts	12-4-22
Steals	3	vs. Missouri	3-3-22*
Minutes	36	vs. A-State	12-11-21

Points	13	at Miss. State	2-27-22
FG Made	6	at Miss. State	2-27-22*
FG Att.	14	vs. #25 Georgia	2-24-22
3FG Made	3	at #7 Tennessee	1-31-22*
3FG Att.	11	at #7 Tennessee	1-31-22
FT Made	3	vs. Missouri	3-3-22*
FT Att.	6	at Florida	2-17-22
Off. Reb.	3	vs. #9/9 LSU	12-29-22*
Def. Reb.	8	at Missouri	2-13-22
Rebounds	11	at Missouri	2-13-22
Assists	4	vs. #12 LSU	1-27-22
Blocks	3	vs. #1 SC	3-4-22
Steals	3	vs. Missouri	3-3-22*
Minutes	30	at Missouri	2-13-22

Stat	21-22	22-23	Career
Double Figure Pts	12	2	14
Double Figure Rebs	2	1	3
Double-Doubles	2	-	2
5+ Assists	-	-	-
5+ Blocks	-	-	-
5+ Steals	-	-	-
Led Team in Pts	-	-	-
Led Team in Reb	4	2	6
20+ Points	-	-	-
30+ Points	-	-	-

* Most Recent

GAME NOTES

- Logged nine points, including going on a 7-0 run, with three rebounds vs. Texas A&M
- Back at her normal position this season after playing post all year as a freshman
- Started in three games and averaged 9.3 points, 8.0 rebounds and 2.7 blocks per game through that stretch
- Tabbed to the SEC All-Freshman team in 2022
- Registered back-to-back double-doubles (at Missouri, 12p-11r and at Texas A&M, 12p-10r)
- Averaged 7.5 points, 4.3 rebounds, 1.1 assists and 0.9 blocks per game in her first season
- No. 7 overall recruit and No. 1 wing player in the ESPN HoopGurlz 2021 recruiting rankings at the time of her signing and a consensus five-star player out of Northside High School
- One of five finalists for the Jersey Mike's Naismith High School Player of the Year Award
- Arkansas' Gatorade Player of the year in 2020 and 2021

WHO IS JERSEY WOLFENBARGER?

- Started playing when she was 5 at a local rec team in Missouri and her parents coached her
- Grew 13 inches from the time she was offered by Mike Neighbors to when she stepped foot on campus
- Most proud accomplishments in basketball are playing for Team USA at the Fiba World Championship and being a Razorback
- Her favorite thing about last season was Coach Todd saying his favorite thing about freshmen is they become sophomores
- Chose Arkansas because of the genuine coaching staff and to play for one of the best fanbases in the SEC
- Loves all thing natural like hiking, swimming and anything outdoors

#24 WOLFENBARGER, Jersey

			Total			3-Pointers		Free throws		Rebounds										
Opponent	Date	GS	MIN	FG-FGA	PCT	3FG-3FGA	PCT	FT-FTA	PCT	OFF	DEF	TOT	AVG	PF	A	TO	BLK	STL	PTS	AVG
at Ark.-Pine Bluff	11/07/2022		20:37	2-7	.286	0-0	.000	3-4	.750	4	3	7	7.0	1	0	2	0	1	7	7.0
Central Ark.	11/11/2022		20:20	2-6	.333	1-3	.333	0-1	.000	0	1	1	4.0	2	0	0	0	0	5	6.0
Tulsa	11/14/2022		10:31	1-3	.333	0-2	.000	0-0	.000	0	0	0	2.7	2	0	0	0	0	2	4.7
Kent St.	11/17/2022		18:13	2-6	.333	0-2	.000	0-0	.000	1	5	6	3.5	1	0	0	0	1	4	4.5
at Little Rock	11/20/2022		17:05	2-6	.333	1-2	.500	1-2	.500	1	4	5	3.8	1	1	0	0	0	6	4.8
vs Northern Ariz.	11/24/2022		10:44	1-4	.250	0-2	.000	0-1	.000	1	3	4	3.8	1	0	0	0	0	2	4.3
vs Clemson	11/25/2022		10:51	0-2	.000	0-2	.000	1-2	.500	1	3	4	3.9	1	1	2	0	0	1	3.9
vs Kansas St.	11/26/2022		10:33	0-2	.000	0-1	.000	1-2	.500	0	2	2	3.6	2	0	0	0	0	13.5	3.5
Troy	12/01/2022		20:46	4-7	.571	3-5	.600	0-2	.000	2	1	3	3.6	1	0	0	2	1	11	4.3
Oral Roberts	12/04/2022	*	32:30	2-5	.400	0-2	.000	5-5	1.000	3	9	12	4.4	1	1	2	4	0	9	4.8
Lamar University	12/08/2022	*	32:20	2-9	.222	0-3	.000	0-0	.000	3	3	6	4.5	1	0	1	3	2	4	4.7
Arkansas St.	12/11/2022	*	35:49	4-8	.500	2-3	.667	5-6	.833	2	4	6	4.7	2	0	1	1	0	15	5.6
at Creighton	12/17/2022		14:51	0-1	.000	0-1	.000	0-0	.000	1	2	3	4.5	1	0	0	0	0	5.2	5.2
LSU	12/29/2022		24:09	0-4	.000	0-1	.000	1-2	.500	3	3	6	4.6	1	0	2	2	1	1	4.9
at Kentucky	01/01/2023		14:55	2-5	.400	0-0	.000	0-0	.000	0	3	3	4.5	2	0	2	0	0	4	4.8
Florida	01/05/2023		17:47	3-5	.600	0-1	.000	2-2	1.000	1	6	7	4.7	3	1	1	1	1	8	5.0
at Missouri	01/08/2023		12:47	1-3	.333	0-1	.000	0-0	.000	1	2	3	4.6	0	0	0	1	0	2	4.8
Vanderbilt	01/16/2023		09:35	0-0	.000	0-0	.000	0-0	.000	0	1	1	4.4	1	1	0	0	0	0	4.6
at LSU	01/19/2023		12:47	2-3	.667	0-0	.000	0-0	.000	1	2	3	4.3	3	0	1	0	0	4	4.5
at South Carolina	01/22/2023		19:13	1-4	.250	0-2	.000	0-0	.000	0	3	3	4.3	1	1	2	2	2	2	4.4
Alabama	01/26/2023		07:44	0-0	.000	0-0	.000	0-0	.000	0	0	0	4.0	0	0	0	0	0	0	4.2
Ole Miss	01/29/2023		03:05	0-0	.000	0-0	.000	0-0	.000	0	1	1	3.9	1	0	2	0	0	0	4.0
at Auburn	02/05/2023		08:11	1-1	1.000	0-0	.000	2-2	1.000	1	1	2	3.8	2	0	0	0	0	4	4.0
at Vanderbilt	02/09/2023		06:56	0-2	.000	0-2	.000	0-0	.000	0	0	0	3.7	0	0	0	0	0	0	3.8
Missouri	02/12/2023		18:20	1-1	1.000	0-0	.000	1-1	1.000	0	1	1	3.6	0	0	0	1	0	3	3.8
Tennessee	02/16/2023		20:35	2-5	.400	0-2	.000	0-0	.000	2	3	5	3.6	1	0	0	0	0	4	3.8
at Georgia	02/19/2023		11:39	0-2	.000	0-1	.000	0-0	.000	0	2	2	3.6	0	1	1	0	0	0	3.7
at Mississippi St.	02/23/2023		19:15	0-2	.000	0-2	.000	0-2	.000	2	4	6	3.6	1	0	0	0	0	0	3.5
Texas A&M	02/26/2023		16:50	4-7	.571	1-3	.333	0-0	.000	1	2	3	3.6	1	0	0	0	1	9	3.7
Totals			3 478:57	39-110	.355	8-43	.186	22-34	.647	31	74	105	3.6	34	7	19	17	8	108	3.7

Player Averages

Games Played	Minutes/game	Points/game	FG Pct	3FG Pct	FT Pct	Rebounds/game	Assists/game	Turnovers/game	Assist/Turnover ratio	Steals/game	Blocks/game
29	16.5	3.7	35.5	18.6	64.7	3.6	0.2	0.7	0.4	0.3	0.6

CAREER STATISTICS

				Field Goals		3-Point		F-Throws		Rebounds										Scoring	
SEASON	TEAM	GP-GS	MIN/AVG	FG-FGA	FG%	3FG-3FGA	3FG%	FT-FTA	FT%	OFF	DEF	TOT	AVG	PF-FO	A	TO	BLK	STL	PTS	AVG	
2021-22	Ark	30-23	666/22.2	87-215	.405	17-70	.243	34-71	.479	37	93	130	4.3	76-2	32	37	27	21	225	7.5	
2022-23	Ark	29-3	479/16.5	39-110	.355	8-43	.186	22-34	.647	31	74	105	3.6	34-0	7	19	17	8	108	3.7	
TOTAL		59-26	1145/19.4	126-325	.388	25-113	.221	56-105	.533	68	167	235	4.0	110-2	39	56	44	29	333	5.6	



30 Maryam Dauda | R-Fr. | 6-4 | F | Bentonville, Ark. (Bentonville HS)

DAUDA BENCHMARK STATS			
Points	11	at #3/4 LSU	1-19-23*
FG Made	5	at #3/4 LSU	1-19-23*
FG Att.	11	vs. Oral Roberts	12-4-22
3FG Made	1	at #3/4 LSU	1-19-23*
3FG Att.	4	at #1/1 SC	1-22-23*
FT Made	3	vs. A-State	12-11-22
FT Att.	4	vs. A-State	12-11-22*
Off. Reb.	6	vs. A-State	12-11-22
Def. Reb.	7	vs. Troy	12-1-22
Rebounds	8	vs. A-State	12-11-22*
Assists	3	vs. Florida	1-5-23
Blocks	2	at #1/1 SC	1-22-23*
Steals	2	vs. Lamar	12-8-22
Minutes	22	vs. A-State	12-11-22*

Points	11	vs. A-State	12-11-22
FG Made	5	vs. Oral Roberts	12-4-22
FG Att.	11	vs. Oral Roberts	12-4-22
3FG Made	1	vs. #9/9 LSU	12-29-22*
3FG Att.	3	vs. Oral Roberts	12-4-22
FT Made	3	vs. A-State	12-11-22
FT Att.	4	vs. A-State	12-11-22*
Off. Reb.	6	vs. A-State	12-11-22
Def. Reb.	7	vs. Troy	12-1-22
Rebounds	8	vs. A-State	12-11-22*
Assists	3	vs. Florida	1-5-23
Blocks	2	at Kentucky	1-1-23*
Steals	2	vs. Lamar	12-8-22
Minutes	22	vs. A-State	12-11-22*

Points	11	at #3/4 LSU	1-19-23
FG Made	5	at #3/4 LSU	1-19-23
FG Att.	8	at #1/1 SC	1-22-23
3FG Made	1	at #3/4 LSU	1-19-23*
3FG Att.	4	at #1/1 SC	1-22-23
FT Made	2	vs. Texas A&M	2-26-23*
FT Att.	2	vs. Texas A&M	2-26-23*
Off. Reb.	3	at Miss. State	2-23-23*
Def. Reb.	3	at Miss. State	2-23-23
Rebounds	6	at Miss. State	2-23-23
Assists	3	vs. Florida	1-5-23
Blocks	2	at #1/1 SC	1-22-23*
Steals	1	vs. Alabama	1-26-23*
Minutes	16	vs. #9/9 LSU	12-29-22

Stat	21-22	22-23	Career
Double Figure Pts	-	4	4
Double Figure Rebs	-	-	-
Double-Doubles	-	-	-
5+ Assists	-	-	-
5+ Blocks	-	-	-
5+ Steals	-	-	-
Led Team in Pts	-	-	-
Led Team in Reb	-	-	-
20+ Points	-	-	-
30+ Points	-	-	-

* Most Recent

GAME NOTES

- Registered two points vs. Texas A&M and four points, six rebounds and one block at Mississippi State
- Played her most efficient game of the year at No. 3/4 LSU, matching career-high 11 points with four rebounds (three offensive), two assists and two blocks in 13 minutes
- Logged 11 points and eight rebounds against Arkansas State
- Sat out during the 2021-22 season, recovering from ACL injury
- The 13th ranked player and top ranked post player in the ESPN HoopGurlz 2021 recruiting rankings at the time of her signing
- Consensus five star recruit out of Bentonville High School
- McDonald's All-American in 2021
- Naismith High School Player of the Year Semifinalist following her senior season

WHO IS MARYAM DAUDA?

- Majoring in international business
- Born in Nigeria and moved to the U.S. when she was 12
- Father played professional basketball in Belgium
- Favorite pair of shoes: Air Jordan 11 'Cool Grey'
- Favorite TV show: Gilmore Girls

#30 DAUDA, Maryam

Opponent	Date	GS	MIN	Total		3-Pointers		Free throws		Rebounds				PF	A	TO	BLK	STL	PTS	AVG	
				FG-FGA	PCT	3FG-3FGA	PCT	FT-FTA	PCT	OFF	DEF	TOT	AVG								
at Ark.-Pine Bluff	11/07/2022		14:30	1-3	.333	0-0	.000	2-4	.500	2	1	3	3.0	4	1	1	1	1	4	4.0	
Central Ark.	11/11/2022		17:06	4-6	.667	0-0	.000	2-3	.667	3	2	5	4.0	3	0	2	1	1	10	7.0	
Tulsa	11/14/2022		09:28	1-2	.500	1-2	.500	0-0	.000	2	1	3	3.7	1	0	2	0	0	3	5.7	
Kent St.	11/17/2022		18:58	2-5	.400	0-0	.000	2-4	.500	2	3	5	4.0	3	1	2	0	0	6	5.8	
at Little Rock	11/20/2022		14:55	3-5	.600	1-1	1.000	0-0	.000	1	3	4	4.0	4	2	2	1	1	7	6.0	
vs Northern Ariz.	11/24/2022		16:23	2-3	.667	0-1	.000	1-2	.500	2	2	4	4.0	1	1	2	3	0	5	5.8	
vs Clemson	11/25/2022		14:27	0-2	.000	0-0	.000	0-0	.000	2	1	3	3.9	0	0	0	0	0	0	5.0	
vs Kansas St.	11/26/2022		11:16	1-2	.500	1-1	1.000	2-2	1.000	2	2	4	3.9	2	0	2	0	0	5	5.0	
Troy	12/01/2022		20:50	0-6	.000	0-1	.000	0-0	.000	0	7	7	4.2	4	0	1	0	0	0	4.4	
Oral Roberts	12/04/2022		22:08	5-11	.455	0-3	.000	0-0	.000	3	5	8	4.6	3	1	0	2	0	10	5.0	
Lamar University	12/08/2022		06:09	1-1	1.000	0-0	.000	0-0	.000	0	0	0	4.2	1	0	2	0	2	2	4.7	
Arkansas St.	12/11/2022		21:35	4-10	.400	0-0	.000	3-4	.750	6	2	8	4.5	1	1	2	0	1	11	5.3	
at Creighton	12/17/2022		10:25	1-2	.500	1-2	.500	1-2	.500	0	1	1	4.2	1	1	3	0	0	4	5.2	
vs Oregon	12/20/2022		11:49	3-7	.429	0-0	.000	0-0	.000	1	0	1	4.0	3	1	0	2	0	6	5.2	
vs South Fla.	12/21/2022		05:33	1-1	1.000	0-0	.000	0-0	.000	0	0	0	3.7	4	1	3	2	0	2	5.0	
LSU	12/29/2022		16:22	1-6	.167	1-2	.500	0-0	.000	1	1	2	3.6	2	0	1	0	1	3	4.9	
at Kentucky	01/01/2023		10:43	1-1	1.000	0-0	.000	0-0	.000	1	2	3	3.6	1	1	0	2	0	2	4.7	
Florida	01/05/2023		15:20	0-3	.000	0-1	.000	0-0	.000	0	1	1	3.4	2	3	0	0	0	0	4.4	
at Missouri	01/08/2023		03:19	0-1	.000	0-0	.000	0-0	.000	1	0	1	3.3	1	0	2	0	0	0	4.2	
Vanderbilt	01/16/2023		05:31	1-1	1.000	0-0	.000	0-0	.000	1	0	1	3.2	1	0	1	1	0	2	4.1	
at LSU	01/19/2023		12:57	5-7	.714	1-3	.333	0-0	.000	3	1	4	3.2	2	2	2	2	0	11	4.4	
at South Carolina	01/22/2023		19:02	2-8	.250	0-4	.000	1-1	1.000	0	2	2	3.2	2	0	1	2	0	5	4.5	
Alabama	01/26/2023		06:02	1-3	.333	0-1	.000	1-1	1.000	0	0	0	3.0	0	0	0	0	1	3	4.4	
Ole Miss	01/29/2023		02:18	0-0	.000	0-0	.000	2-2	1.000	0	0	0	2.9	0	0	2	0	0	2	4.3	
at Auburn	02/05/2023		01:30	0-0	.000	0-0	.000	0-0	.000	0	0	0	2.8	2	0	2	0	0	0	4.1	
Missouri	02/12/2023		02:08	0-0	.000	0-0	.000	0-0	.000	0	0	0	2.7	1	0	0	0	0	0	4.0	
Tennessee	02/16/2023		01:40	0-1	.000	0-0	.000	0-0	.000	1	1	2	2.7	1	0	0	0	0	0	3.8	
at Mississippi St.	02/23/2023		14:50	2-5	.400	0-1	.000	0-0	.000	3	3	6	2.8	4	0	2	1	0	4	3.8	
Texas A&M	02/26/2023		04:14	0-0	.000	0-0	.000	2-2	1.000	0	0	0	2.7	2	0	0	0	0	2	3.8	
Totals			0	331:29	42-102	.412	6-23	.261	19-27	.704	37	41	78	2.7	56	16	37	20	8	109	3.8

Player Averages

Games Played	Minutes/game	Points/game	FG Pct	3FG Pct	FT Pct	Rebounds/game	Assists/game	Turnovers/game	Assist/Turnover ratio	Steals/game	Blocks/game
29	11.4	3.8	41.2	26.1	70.4	2.7	0.6	1.3	0.4	0.3	0.7

CAREER STATISTICS

				Field Goals		3-Point		F-Throws		Rebounds									Scoring	
SEASON	TEAM	GP-GS	MIN/AVG	FG-FGA	FG%	3FG-3FGA	3FG%	FT-FTA	FT%	OFF	DEF	TOT	AVG	PF-FO	A	TO	BLK	STL	PTS	AVG
2022-23	Ark	29-0	331/11.4	42-102	.412	6-23	.261	19-27	.704	37	41	78	2.7	56-0	16	37	20	8	109	3.8
TOTAL		29-0	331/11.4	42-102	.412	6-23	.261	19-27	.704	37	41	78	2.7	56-0	16	37	20	8	109	3.8



34 Chrissy Carr | R-Sr. | 6-1 | G | Eden Prairie, Minn. (Manhattan [Kan.]) | Syracuse

CARR BENCHMARK STATS

Points	22	at Little Rock	11-20-22
FG Made	7	at Georgia	2-19-23*
FG Att.	17	vs. Oral Roberts	12-4-22
3FG Made	5	at Georgia	2-19-23*
3FG Att.	13	at Georgia	2-19-23
FT Made	6	vs. Lamar	12-8-22
FT Att.	8	vs. Lamar	12-8-22
Off. Reb.	3	at Miss. State	2-23-23*
Def. Reb.	8	vs. UCA	11-11-22
Rebounds	8	vs. UCA	11-11-22
Assists	3	vs. #16 Oregon	12-20-22
Blocks	3	at #1/1 SC	1-22-23
Steals	2	at #3/4 LSU	1-19-23*
Minutes	37	at Vanderbilt	2-9-23

GAME NOTES

- Coming off eight points and six rebounds on her Senior Day vs. Texas A&M
- Firing the 3-pointers as of late with 18 in the last six games, now 14th most in a single season (71)
- Surpassed 500 rebounds in her career during first game vs. Vanderbilt
- Leads team with 71 3-pointers with her 2.3 triples per game ranked fifth in the SEC and her 211 3-point attempts leading the conference and No. 20 in the country
- Among active NCAA players, sits No. 13 in career 3-pointers (297) and 62 in scoring (1,663)
- Tabbed to Paradise Jam Reef All-Tournament Team, averaging 14.7 points and 5.0 rebounds per game
- Named No. 24 best transfer, according to ESPN
- Was third on the team in scoring at Syracuse (11.7 PPG)
- Her best season came in her junior year at Kansas State, averaging 15.2 points, 4.9 rebounds and 1.8 assists per game

WHO IS CHRISSY CARR?

- Wears #34 because it's #43 flipped and it was her dad's (Chris Carr) number in the NBA
- Comes from a basketball family, as her father, Chris, played six seasons in the NBA and lost to Kobe Bryant in the 1997 dunk contest, and her brother, Cameron, just signed to play basketball at Tennessee
- If she feels like she isn't playing well, she'll change her hair at halftime
- Chose Arkansas for family atmosphere and coaches and loved Fayetteville
- Favorite pair of shoes: Nike Dunks
- Favorite TV show: How to Get Away with Murder

#34 CARR, Chrissy

Opponent	Date	GS	MIN	Total		3-Pointers		Free throws		Rebounds				PF	A	TO	BLK	STL	PTS	AVG	
				FG-FGA	PCT	3FG-3FGA	PCT	FT-FTA	PCT	OFF	DEF	TOT	AVG								
at Ark.-Pine Bluff	11/07/2022	*	19:49	3-8	.375	2-5	.400	2-2	1.000	2	1	3	3.0	0	0	0	0	0	10	10.0	
Central Ark.	11/11/2022	*	25:25	2-8	.250	2-6	.333	2-2	1.000	0	8	8	5.5	1	0	3	0	1	8	9.0	
Tulsa	11/14/2022	*	22:32	1-9	.111	1-8	.125	0-0	.000	2	4	6	5.7	0	0	2	1	0	3	7.0	
Kent St.	11/17/2022	*	25:55	4-7	.571	2-4	.500	2-2	1.000	0	4	4	5.3	2	1	0	0	0	12	8.3	
at Little Rock	11/20/2022	*	23:57	7-10	.700	4-6	.667	4-4	1.000	1	1	2	4.6	2	0	2	0	0	22	11.0	
vs Northern Ariz.	11/24/2022	*	25:46	2-8	.250	0-4	.000	3-4	.750	3	4	7	5.0	3	0	2	0	0	7	10.3	
vs Clemson	11/25/2022	*	30:43	6-13	.462	5-10	.500	2-2	1.000	1	3	4	4.9	3	1	1	0	1	19	11.6	
vs Kansas St.	11/26/2022	*	29:54	7-12	.583	3-8	.375	1-2	.500	0	4	4	4.8	0	0	0	0	0	18	12.4	
Troy	12/01/2022	*	25:43	5-14	.357	2-9	.222	2-2	1.000	1	2	3	4.6	2	0	0	0	1	14	12.6	
Oral Roberts	12/04/2022	*	35:04	6-17	.353	3-12	.250	0-0	.000	1	4	5	4.6	2	1	2	0	0	15	12.8	
Lamar University	12/08/2022	*	35:42	4-9	.444	4-9	.444	6-8	.750	1	1	2	4.4	2	0	1	0	0	18	13.3	
Arkansas St.	12/11/2022	*	28:20	3-14	.214	2-10	.200	2-2	1.000	0	6	6	4.5	2	0	0	0	1	10	13.0	
at Creighton	12/17/2022	*	15:20	0-3	.000	0-3	.000	4-4	1.000	0	2	2	4.3	2	0	0	0	1	4	12.3	
vs Oregon	12/20/2022	*	28:27	1-5	.200	1-5	.200	0-0	.000	0	1	1	4.1	0	3	1	0	1	3	11.6	
vs South Fla.	12/21/2022	*	36:32	3-9	.333	2-5	.400	2-2	1.000	1	2	3	4.0	1	0	0	0	1	10	11.5	
LSU	12/29/2022	*	29:00	3-10	.300	0-6	.000	0-0	.000	1	3	4	4.0	3	1	2	0	2	6	11.2	
at Kentucky	01/01/2023	*	24:55	3-10	.300	2-8	.250	0-0	.000	0	4	4	4.0	2	1	3	0	1	8	11.0	
Florida	01/05/2023	*	31:18	6-15	.400	2-7	.286	2-2	1.000	1	0	1	3.8	2	1	1	0	0	16	11.3	
at Missouri	01/08/2023	*	27:25	5-10	.500	4-6	.667	2-2	1.000	0	4	4	3.8	2	1	0	0	0	16	11.5	
Vanderbilt	01/16/2023	*	27:54	4-7	.571	3-6	.500	0-0	.000	0	4	4	3.9	3	0	1	2	1	11	11.5	
at LSU	01/19/2023	*	29:34	3-8	.375	3-6	.500	3-4	.750	0	2	2	3.8	2	2	2	1	2	12	11.5	
at South Carolina	01/22/2023	*	23:39	2-8	.250	2-7	.286	0-0	.000	0	2	2	3.7	3	0	0	3	1	6	11.3	
Alabama	01/26/2023	*	24:37	2-6	.333	2-4	.500	0-0	.000	0	2	2	3.6	3	2	1	1	1	6	11.0	
Ole Miss	01/29/2023	*	33:38	1-3	.333	1-2	.500	1-2	.500	0	3	3	3.6	5	0	1	1	0	4	10.8	
at Auburn	02/05/2023	*	24:45	2-7	.286	1-4	.250	2-4	.500	2	1	3	3.6	4	1	1	0	1	7	10.6	
at Vanderbilt	02/09/2023	*	36:48	7-13	.538	3-8	.375	1-2	.500	1	4	5	3.6	3	0	2	0	1	18	10.9	
Missouri	02/12/2023	*	23:46	6-10	.600	5-7	.714	1-1	1.000	1	4	5	3.7	2	0	0	0	1	18	11.1	
Tennessee	02/16/2023	*	29:29	5-15	.333	3-9	.333	1-1	1.000	2	1	3	3.6	2	0	1	0	0	14	11.3	
at Georgia	02/19/2023	*	32:52	7-16	.438	5-13	.385	2-2	1.000	0	0	0	3.5	1	1	1	0	1	21	11.6	
at Mississippi St.	02/23/2023	*	27:57	3-13	.231	0-8	.000	3-4	.750	3	1	4	3.5	1	0	0	0	0	9	11.5	
Texas A&M	02/26/2023	*	32:01	3-8	.375	2-6	.333	0-0	.000	0	6	6	3.6	5	0	2	0	0	8	11.4	
Totals			31	868:47	116-305	.380	71-211	.336	50-60	.833	24	88	112	3.6	65	16	32	9	19	353	11.4

Player Averages

Games Played	Minutes/game	Points/game	FG Pct	3FG Pct	FT Pct	Rebounds/game	Assists/game	Turnovers/game	Assist/Turnover ratio	Steals/game	Blocks/game
31	28.0	11.4	38.0	33.6	83.3	3.6	0.5	1.0		0.5	0.3

* Most Recent

CAREER STATISTICS

				Field Goals		3-Point		F-Throws		Rebounds								Scoring		
SEASON	TEAM	GP-GS	MIN/AVG	FG-FGA	FG%	3FG-3FGA	3FG%	FT-FTA	FT%	OFF	DEF	TOT	AVG	PF-FO	A	TO	BLK	STL	PTS	AVG
2018-19	KState	33-31	967/29.3	109-339	.322	56-194	.289	51-71	.718	22	69	91	2.8	81-1	24	68	14	30	325	9.8
2019-20	KState	29-29	796/27.5	94-316	.297	55-195	.282	40-56	.714	12	69	81	2.8	57-0	50	66	9	16	283	9.8
2020-21	KState	24-24	776/32.3	127-327	.388	55-157	.350	55-71	.775	18	100	118	4.9	50-0	43	71	9	12	364	15.2
2021-22	SU	29-29	877/30.2	117-322	.363	60-175	.343	44-48	.917	27	107	134	4.6	80-1	39	58	18	30	338	11.7
2022-23	Ark	31-31	869/28.0	116-305	.380	71-211	.336	50-60	.833	24	88	112	3.6	65-2	16	32	9	19	353	11.4
TOTAL FOR Ark		31-31	869/28.0	116-305	.380	71-211	.336	50-60	.833	24	88	112	3.6	65-2	16	32	9	19	353	11.4
TOTAL		146-144	4285/29.3	563-1609	.350	297-932	.319	240-306	.784	103	433	536	3.7	333-4	172	295	59	107	1663	11.4


43 Makayla Daniels | Sr. | 5-8 | G | Frederick, Md. (Frederick HS)
DANIELS BENCHMARK STATS

Points	31	at Vanderbilt	2-9-23
FG Made	11	at Vanderbilt	2-9-23
FG Att.	23	at Vanderbilt	2-9-23
3FG Made	4	at Vanderbilt	2-9-23*
3FG Att.	11	at Vanderbilt	2-9-23*
FT Made	8	vs. Alabama	1-26-23*
FT Att.	10	at Auburn	2-5-23*
Off. Reb.	4	vs. Tulsa	11-14-22
Def. Reb.	6	vs. Ole Miss	1-29-23*
Rebounds	9	vs. Tulsa	11-14-22
Assists	6	at Georgia	2-19-23
Blocks	2	vs. Texas A&M	2-26-23
Steals	5	vs. Tennessee	2-16-23
Minutes	42	vs. Ole Miss	1-29-23

Points	34	vs. Creighton	12-21-21
FG Made	11	at Vanderbilt	2-9-23*
FG Att.	23	at Vanderbilt	2-9-23
3FG Made	6	vs. Oral Roberts	11-14-19
3FG Att.	11	at Vanderbilt	2-9-23*
FT Made	8	vs. Alabama	1-26-23*
FT Att.	10	vs. Alabama	1-26-23*
Off. Reb.	5	at Vanderbilt	1-6-22
Def. Reb.	11	vs. Missouri	3-3-22
Rebounds	14	vs. Missouri	3-3-22
Assists	7	at SMU	12-9-20
Blocks	2	vs. Texas A&M	2-26-23
Steals	6	vs. UCA	12-18-21
Minutes	43	vs. Missouri	3-3-22

Points	31	at Vanderbilt	2-9-23
FG Made	11	at Vanderbilt	2-9-23
FG Att.	23	at Vanderbilt	2-9-23
3FG Made	4	at Vanderbilt	2-9-23
3FG Att.	11	at Vanderbilt	2-9-23
FT Made	8	vs. Alabama	1-26-23*
FT Att.	10	at Auburn	2-5-23*
Off. Reb.	5	at Vanderbilt	1-6-22
Def. Reb.	11	vs. Missouri	3-3-22
Rebounds	14	vs. Missouri	3-3-22
Assists	6	at Georgia	2-19-23
Blocks	2	vs. Texas A&M	2-26-23
Steals	5	vs. Tennessee	2-16-23
Minutes	43	vs. Missouri	3-3-22

Stat	19-20	20-21	21-22	22-23	Career
Double Figure Pts	10	18	17	22	66
Double Figure Rebs	-	-	1	-	1
Double-Doubles	-	-	1	-	1
5 + Assists	3	2	6	3	14
5 + Blocks	-	-	-	-	-
5 + Steals	1	-	1	1	3
Led Team in Pts	3	1	8	3	15
Led Team in Reb	-	1	7	3	11
20 + Points	2	1	5	3	11
30+ Points	-	-	2	1	3

* Most Recent

GAME NOTES

- Registered 12 points, four rebounds and four assists to capture 300 career dimes vs. Texas A&M
- Came up with the game-winning shot at the buzzer to defeat Vanderbilt the first time, finishing that game with 16 points, six rebounds and four assists
- One of 23 players in the country to start in every game she has appeared in (minimum 100 games)
- Named Paradise Jam Reef Tournament MVP, averaging 17.3 points, 5.7 rebounds, 2.7 assists and 2.0 steals per game across those three contests
- Sits at No. 16 on the all-time scoring list (1,376), 15 in assists (301), No. 4 in career starts (116) and No. 9 in career 3-pointers (162) at Arkansas
- No. 8 in FT percentage (.775) and steals (1.2) and 11 in assist/turnover ratio (1.4) in the SEC
- Earned a spot on the SEC Preseason Second Team
- Leading returning scorer (14.0 PPG) and rebounder (5.3 RPG) from the 2021-22 team
- Became the 31st member of the 1,000-point club last season at the NCAA Tournament vs. Utah
- Registered her first career double-double against Mizzou in the SECT (13 points, 14 rebounds)

WHO IS MAKAYLA DANIELS?

- Graduated college in three years
- Lived in Japan for seven years, as well as Arizona, North Carolina and Maryland
- Played with Saylor Poffenbarger's brother in AAU for a stint
- Wears #43 because 4+3=7 and 7 is her favorite number
- One of the most interesting things about her is she loves piercings
- Favorite part about playing in Bud Walton Arena: the Hog Call

#43 DANIELS, Makayla

Opponent	Date	GS	Total			3-Pointers		Free throws		Rebounds			PF	A	TO	BLK	STL	PTS	AVG		
			FG-FGA	PCT	3FG-3FGA	PCT	FT-FTA	PCT	OFF	DEF	TOT	AVG									
at Ark.-Pine Bluff	11/07/2022	*	23:11	0-5	.000	0-0	.000	4-5	.800	1	5	6	6.0	1	1	2	0	1	4	4.0	
Central Ark.	11/11/2022	*	24:18	5-8	.625	1-2	.500	3-6	.500	0	2	2	4.0	0	4	0	0	4	14	9.0	
Tulsa	11/14/2022	*	36:43	6-19	.316	4-9	.444	3-4	.750	4	5	9	5.7	1	3	2	0	0	19	12.3	
Kent St.	11/17/2022	*	24:02	3-6	.500	2-3	.667	1-3	.333	1	1	2	4.8	3	5	2	1	4	9	11.5	
at Little Rock	11/20/2022	*	22:29	3-4	.750	3-4	.750	3-4	.750	1	2	3	4.4	2	4	1	0	1	12	11.6	
vs Northern Ariz.	11/24/2022	*	30:01	5-10	.500	0-1	.000	8-9	.889	1	5	6	4.7	4	4	4	0	2	18	12.7	
vs Clemson	11/25/2022	*	34:19	6-12	.500	2-5	.400	7-10	.700	0	5	5	4.7	4	2	6	0	2	21	13.9	
vs Kansas St.	11/26/2022	*	37:39	4-15	.267	2-10	.200	3-3	1.000	0	6	6	4.9	0	2	3	0	2	13	13.8	
Troy	12/01/2022	*	25:36	2-6	.333	2-6	.333	4-4	1.000	0	3	3	4.7	4	4	3	0	3	10	13.3	
at Creighton	12/17/2022	*	30:00	3-7	.429	2-3	.667	4-6	.667	1	1	2	4.4	4	3	3	0	0	12	13.2	
vs Oregon	12/20/2022	*	33:47	6-17	.353	3-8	.375	0-0	.000	1	2	3	4.3	3	1	1	0	1	15	13.4	
vs South Fla.	12/21/2022	*	41:28	6-17	.353	4-11	.364	4-5	.800	2	2	4	4.3	2	3	1	0	2	20	13.9	
LSU	12/29/2022	*	30:21	3-11	.273	2-7	.286	2-2	1.000	0	6	6	4.4	3	3	2	0	3	10	13.6	
at Kentucky	01/01/2023	*	26:22	3-8	.375	3-7	.429	2-2	1.000	1	1	2	4.2	4	4	2	0	0	11	13.4	
Florida	01/05/2023	*	30:20	3-10	.300	3-10	.300	7-8	.875	0	1	1	4.0	2	2	1	0	0	16	13.6	
at Missouri	01/08/2023	*	32:35	4-11	.364	1-3	.333	0-0	.000	3	2	5	4.1	4	2	4	0	0	9	13.3	
Vanderbilt	01/16/2023	*	32:46	3-7	.429	2-5	.400	8-10	.800	2	4	6	4.2	1	4	2	0	1	16	13.5	
at LSU	01/19/2023	*	32:53	4-10	.400	3-7	.429	0-0	.000	0	3	3	4.1	1	3	3	0	4	11	13.3	
at South Carolina	01/22/2023	*	28:36	2-10	.200	2-8	.250	1-2	.500	0	0	0	3.9	4	0	0	0	1	7	13.0	
Alabama	01/26/2023	*	39:02	2-10	.200	1-6	.167	8-10	.800	1	5	6	4.0	2	5	5	1	2	13	13.0	
Ole Miss	01/29/2023	*	41:41	3-10	.300	0-4	.000	6-8	.750	0	6	6	4.1	5	3	3	1	3	12	13.0	
at Auburn	02/05/2023	*	39:14	2-12	.167	1-8	.125	6-10	.600	0	4	4	4.1	4	0	1	0	3	11	12.9	
at Vanderbilt	02/09/2023	*	37:22	11-23	.478	4-11	.364	5-6	.833	0	3	3	4.0	4	1	2	1	3	31	13.7	
Missouri	02/12/2023	*	35:32	3-9	.333	1-4	.250	4-5	.800	1	2	3	4.0	1	3	2	1	3	11	13.5	
Tennessee	02/16/2023	*	29:22	1-6	.167	0-5	.000	3-3	1.000	1	4	5	4.0	3	5	2	0	5	13.2		
at Georgia	02/19/2023	*	31:28	1-7	.143	0-5	.000	1-1	1.000	2	2	4	4.0	3	6	3	0	0	3	12.8	
at Mississippi St.	02/23/2023	*	31:28	5-13	.385	3-8	.375	4-4	1.000	0	2	2	4.0	4	4	3	0	1	17	13.0	
Texas A&M	02/26/2023	*	34:13	2-8	.250	2-6	.333	6-8	.750	2	2	4	4.0	1	4	0	2	0	12	12.9	
Totals			28	896:50	101-291	.347	53-166	.319	107-138	.775	25	86	111	4.0	74	85	63	7	51	362	12.9

Player Averages

Games Played	Minutes/game	Points/game	FG Pct	3FG Pct	FT Pct	Rebounds/game	Assists/game	Turnovers/game	Assist/Turnover ratio	Steals/game	Blocks/game
28	32.0	12.9	34.7	31.9	77.5	4.0	3.0	2.3	1.3	1.8	0.3

CAREER STATISTICS

			Field Goals		3-Point		F-Throws		Rebounds										Scoring	
SEASON	TEAM	GP-GS	MIN/AVG	FG-FGA	FG%	3FG-3FGA	3FG%	FT-FTA	FT%	OFF	DEF	TOT	AVG	PF-FO	A	TO	BLK	STL	PTS	AVG
2019-20	Ark	32-32	720/22.5	107-216	.495	25-56	.446	60-77	.779	7	48	55	1.7	67-1	77	44	2	45	299	9.3
2020-21	Ark	28-28	801/28.6	101-256	.395	44-120	.367	78-97	.804	9	74	83	3.0	75-2	61	43	4	41	324	11.6
2021-22	Ark	28-28	845/30.2	126-307	.410	40-136	.294	99-125	.792	51	98	149	5.3	74-1	78	42	4	50	391	14.0
2022-23	Ark	28-28	897/32.0	101-291	.347	53-166	.319	107-138	.775	25	86	111	4.0	74-1	85	63	7	51	362	12.9
TOTAL		116-116	3263/28.1	435-1070	.407	162-478	.339	344-437	.787	92	306	398	3.4	290-5	301	192	17	187	1376	11.9



55 Emrie Ellis | So. | 6-3 | F | Vanoss, Okla. | Vanoss HS

ELLIS BENCHMARK STATS

Points	7	vs. Texas A&M	2-26-23
FG Made	3	vs. Texas A&M	2-26-23
FG Att.	4	vs. Texas A&M	2-26-23*
3FG Made	1	vs. Texas A&M	2-26-23*
3FG Att.	2	vs. Texas A&M	2-26-23*
FT Made	2	at Georgia	2-19-23*
FT Att.	2	at Georgia	2-19-23*
Off. Reb.	3	at Vanderbilt	2-9-23
Def. Reb.	3	at Georgia	2-19-23*
Rebounds	5	at Vanderbilt	2-9-23
Assists	1	vs. Missouri	2-12-23*
Blocks	2	vs. Texas A&M	2-26-23
Steals	1	at UAPB	11-7-22
Minutes	15	vs. Tennessee	2-16-23*

GAME NOTES

- Recorded a season-high seven points with two blocks against Texas A&M
- Playing 10.7 minutes per game in the last seven contests
- Matched a season-high five points off a perfect shooting day against Florida
- Blocked five shots against UAPB, the most by a freshman Razorback since 2014
- Played in 27 games off the bench in her debut season last year
- Best performance came against Auburn, tallying 11 points and five boards in 27 minutes
- VYPE Top 100 in all four of her high school seasons
- Led the state of Oklahoma in rebounds and blocks in 2018

WHO IS EMRIE ELLIS?

- Majoring in recreation and sport management
- Wears #55 because it was her dad's number
- Favorite thing to do in Fayetteville: swim or go to the lake
- Favorite game from last season: the team's win over Auburn
- Would tell people she wanted to be a nurse when she grew up

#55 ELLIS, Emrie

			Total		3-Pointers		Free throws		Rebounds											
Opponent	Date	GS	MIN	FG-FGA	PCT	3FG-3FGA	PCT	FT-FTA	PCT	OFF	DEF	TOT	AVG	PF	A	TO	BLK	STL	PTS	AVG
at Ark.-Pine Bluff	11/07/2022		15:24	0-2	.000	0-0	.000	0-0	.000	0	2	2	2.0	2	0	0	0	1	0	0.0
Central Ark.	11/11/2022		12:53	0-1	.000	0-1	.000	0-0	.000	1	3	4	3.0	0	0	0	0	0	0	0.0
Kent St.	11/17/2022		08:43	0-2	.000	0-1	.000	0-0	.000	0	1	1	2.3	1	0	0	0	0	0	0.0
at Little Rock	11/20/2022		12:49	2-3	.667	1-1	1.000	0-0	.000	0	2	2	2.3	3	0	3	0	0	5	1.3
vs Northern Ariz.	11/24/2022		01:57	0-0	.000	0-0	.000	0-0	.000	0	0	0	1.8	0	0	1	0	0	0	1.0
vs Kansas St.	11/26/2022		02:11	0-0	.000	0-0	.000	0-0	.000	0	0	0	1.5	1	0	1	0	0	0	0.8
Troy	12/01/2022		08:42	0-2	.000	0-1	.000	1-2	.500	0	0	0	1.3	1	0	0	0	0	1	0.9
Oral Roberts	12/04/2022		08:33	1-3	.333	0-0	.000	0-0	.000	0	1	1	1.3	0	0	0	0	0	2	1.0
Lamar University	12/08/2022		02:23	0-0	.000	0-0	.000	0-0	.000	0	0	0	1.1	0	0	0	0	0	0	0.9
vs Oregon	12/20/2022		00:56	0-0	.000	0-0	.000	0-0	.000	0	1	1	1.1	0	0	0	0	0	0	0.8
vs South Fla.	12/21/2022		02:31	0-0	.000	0-0	.000	0-0	.000	0	0	0	1.0	0	0	0	0	0	0	0.7
LSU	12/29/2022		02:31	0-0	.000	0-0	.000	0-0	.000	0	0	0	0.9	0	0	0	0	0	0	0.7
at Kentucky	01/01/2023		02:55	0-0	.000	0-0	.000	0-0	.000	0	1	1	0.9	0	0	0	0	0	0	0.6
Florida	01/05/2023		03:42	1-1	1.000	1-1	1.000	2-2	1.000	0	1	1	0.9	0	0	0	0	0	5	0.9
at South Carolina	01/22/2023		12:45	0-1	.000	0-1	.000	0-0	.000	0	0	0	0.9	1	0	0	0	0	0	0.9
at Auburn	02/05/2023		09:48	0-1	.000	0-1	.000	0-0	.000	0	2	2	0.9	0	0	0	0	1	0	0.8
at Vanderbilt	02/09/2023		14:27	0-2	.000	0-0	.000	0-2	.000	3	2	5	1.2	3	1	1	0	0	0	0.8
Missouri	02/12/2023		08:16	0-1	.000	0-1	.000	0-0	.000	0	3	3	1.3	1	1	0	0	0	0	0.7
Tennessee	02/16/2023		15:13	1-4	.250	1-2	.500	0-0	.000	0	1	1	1.3	1	0	0	0	0	3	0.8
at Georgia	02/19/2023		12:57	0-0	.000	0-0	.000	2-2	1.000	0	3	3	1.4	1	0	0	0	0	2	0.9
at Mississippi St.	02/23/2023		05:06	0-1	.000	0-1	.000	0-0	.000	0	0	0	1.3	2	0	1	0	0	0	0.9
Texas A&M	02/26/2023		12:04	3-4	.750	1-2	.500	0-0	.000	2	1	3	1.4	4	0	2	2	0	7	1.1
Totals			0	176:45	8-28	.286	4-13	.308	5-8	.625	6	24	30 1.4	21	2	9	3	1	25	1.1

Player Averages

Games Played	Minutes/game	Points/game	FG Pct	3FG Pct	FT Pct	Rebounds/game	Assists/game	Turnovers/game	Assist/Turnover ratio	Steals/game	Blocks/game
22	8.0	1.1	28.6	30.8	62.5	1.4	0.1	0.4	0.2	0.0	0.1

Stat	21-22	22-23	Career
Double Figure Pts	1	-	1
Double Figure Rebs	-	-	-
Double-Doubles	-	-	-
5+ Assists	-	-	-
5+ Blocks	1	-	1
5+ Steals	-	-	-
Led Team in Pts	-	-	-
Led Team in Reb	-	-	-
20+ Points	-	-	-
30+ Points	-	-	-

* Most Recent

CAREER STATISTICS

SEASON	TEAM	GP-GS	MIN/AVG	Field Goals FG-FGA FG%	3-Point 3FG-3FGA 3FG%	F-Throws FT-FTA FT%	Rebounds OFF DEF TOT AVG	Scoring PF-FO A TO BLK STL PTS AVG
2021-22	Ark	27-0	293/10.9	33-85 .388	3-24 .125	9-13 .692	19 37 56 2.1	40-1 15 22 22 2 78 2.9
2022-23	Ark	22-0	177/8.0	8-28 .286	4-13 .308	5-8 .625	6 24 30 1.4	21-0 2 9 3 1 25 1.1
TOTAL		49-0	470/9.6	41-113 .363	7-37 .189	14-21 .667	25 61 86 1.8	61-1 17 31 25 3 103 2.1

#SIDEBYSIDE



Official Basketball Box Score - Final
Arkansas at Ark-Pine Bluff
11/07/22 H.O. Clemmons Arena, Pine Bluff
2022-23 Women's Basketball

Game Time: 6:00 PM
Game Duration: 4:04
Attendance: 3,128

Officials: Eric Baker, LaShonda Kidd, Randy Robertson

Arkansas - 70 Record: 2-9

NO. Name	Min	FG M-A	3P M-A	FT M-A	Rebounds OR DR TOT	Fouls PF FD	TP	AS	TO	ST	Blocks BS BA	+/-
4 Erynn Barnum	F 25:04	6-14	0-0	3-13	6 5 11	2 9	15	1	2	4	0	2 18
0 Saylor Poffenbarger	G 27:35	3-14	2-9	3-6	2 6 8	1 4	11	2	2	0	1 1 23	
2 Samara Spencer	G 31:00	6-16	1-7	2-8	0 4 4	4 4	15	4	1	0	0 0 1	
34 Chrissy Carr	G 19:49	3-8	2-5	2-2	2 1 3	0 1	10	0	0	0	0 0 23	
43 Makayla Daniels	G 23:11	0-5	0-0	4-5	1 5 6	1 6	4	1	2	1	0 1 29	
11 Rylee Langerman	22:50	1-1	0-0	2-4	4 2 6	3 3	4	0	2	4	0 0 0	
24 Jersey Wollenbarger	20:37	2-7	0-0	3-4	4 3 7	1 2	7	0	2	1	0 0 -2	
30 Maryam Dauda	14:30	1-3	0-0	2-4	2 1 3	4 2	4	1	1	1	0 0 1	
55 Emrie Ellis	15:24	0-2	0-0	0-0	0 2 2	2 0	0	0	0	1	0 1 -10	
Team					3 3 6		0					
Totals		22-70	5-21	21-46	24 32 56	18 31 70	9	12	12	2 5 20		

Technical Fouls: NONE

Shooting By Period		
1 st FG%	6-16	37.5%
3PT%	2-8	25.0%
FT%	1-6	16.7%
2 nd FG%	9-24	37.5%
3PT%	3-5	60.0%
FT%	6-15	40%
3 rd FG%	5-13	38.5%
3PT%	0-2	0.0%
FT%	9-17	52.9%
4 th FG%	2-17	11.8%
3PT%	0-6	0.0%
FT%	5-8	62.5%
GM FG%	22-70	31.4%
3PT%	5-21	23.8%
FT%	21-46	45.7%

Dead Ball Rebounds: 13, 0

Ark-Pine Bluff - 50 Record: 0-2

NO. Name	Min	FG M-A	3P M-A	FT M-A	Rebounds OR DR TOT	Fouls PF FD	TP	AS	TO	ST	Blocks BS BA	+/-
23 Maori Davenport	C 27:57	3-10	0-1	9-13	6 8 14	3 7	15	2	4	3	2 1 2	
2 Shayla Boule	G 18:12	2-2	0-0	1-4	1 1 2	4 3	5	0	3	0	0 0 1	
5 Jellisa Reese	G 17:06	1-4	0-1	2-2	0 3 3	4 2	4	0	0	0	0 0 -23	
15 Coriah Beck	G 30:06	3-12	1-5	1-2	0 2 2	3 1	8	0	3	0	0 0 -13	
24 Raziya Potter	G 25:38	3-10	0-1	0-2	2 2 4	1 4	6	2	4	0	1 1 -11	
21 Takaylyn Busby	12:53	0-1	0-1	0-0	1 3 4	1 0	0	0	1	0	0 0 -12	
54 Maya Peat	14:53	0-4	0-2	0-2	1 3 4	3 1	0	0	4	0	1 0 -19	
3 Demetria Shephard	12:07	1-6	1-3	0-0	0 2 2	3 0	3	0	0	0	0 0 -14	
11 Tia Morgan	17:08	1-4	1-2	0-0	1 1 2	3 2	3	0	2	0	0 0 0	
10 Azaria Robinson	02:35	0-0	0-0	0-0	0 0 0	0 0	0	0	0	0	0 0 -1	
33 Breazia Robinson	01:01	0-0	0-0	0-0	0 0 0	0 0	0	0	0	0	0 0 0	
4 Kourtney Rittenberry	11:58	2-4	0-1	0-0	0 6 6	2 0	4	0	1	1	1 0 -6	
1 Markisha Body	06:46	1-1	0-0	0-0	0 1 1	2 0	2	0	0	0	0 0 -3	
32 Stephanie Okowi	01:40	0-0	0-0	0-0	0 0 0	0 1	0	0	0	0	0 0 -3	
Team					2 3 5		0					
Totals		17-58	3-17	13-25	14 35 49	32 18 50	4	22	4	5 2 -20		

Technical Fouls: Reese 3rd 6:36

Points from		ARK		UAPB	
Biggest lead	34 (3 rd 2:48)	1	(1 st 6:41)		
Best Scoring Run	17 (2 nd 6:19)	12	(4 th 7:28)		
Lead Changes	2				
Times Tied	0				
Time with Lead	37:44		01:20		

Shooting By Period		
1 st FG%	3-14	21.4%
3PT%	1-4	25.0%
FT%	3-4	75%
2 nd FG%	2-13	15.4%
3PT%	0-7	0.0%
FT%	3-8	37.5%
3 rd FG%	5-13	38.5%
3PT%	1-3	33.3%
FT%	7-13	53.8%
4 th FG%	7-18	38.9%
3PT%	1-3	33.3%
FT%	0-0	0%
GM FG%	17-58	29.3%
3PT%	3-17	17.6%
FT%	13-25	52.0%

Dead Ball Rebounds: 7, 1



Official Basketball Box Score - Final
Central Ark. at Arkansas
11/11/22 Bud Walton Arena, Fayetteville
2022-23 Women's Basketball

Game Time: 10:30 AM
Game Duration: 1:56
Attendance: 7,410

Officials: Brian Hall, Kristen Bel, Kaz Beverley

Central Ark. - 34 Record: 0-2

NO. Name	Min	FG M-A	3P M-A	FT M-A	Rebounds OR DR TOT	Fouls PF FD	TP	AS	TO	ST	Blocks BS BA	+/-
11 Kyjai Miles	F 20:24	2-7	0-0	0-2	2 3 5	3 2	4	1	0	0	1 -24	
1 Kinley Fisher	G 24:15	3-9	1-5	0-0	0 3 3	0 0	7	0	2	1	0 0 -22	
10 Gloria Fornah	G 25:35	0-4	0-0	2-4	2 4 6	5 2	2	0	2	0	0 4 -21	
12 Siera Carter	G 09:57	0-2	0-1	2-3	0 1 1	2 2	2	0	2	1	0 0 -14	
20 Kayla Mitchell	G 19:34	2-3	1-2	0-0	0 2 2	5 1	5	1	4	0	0 0 -14	
3 Randrea Wright	19:37	0-5	0-3	1-2	0 1 1	2 2	1	1	3	0	0 0 -24	
15 Paris Atkins	31:39	3-16	0-5	1-4	1 4 5	2 3	7	1	1	1	0 1 -30	
43 Jenny Peakie	11:05	0-5	0-3	0-0	3 1 4	1 0	0	0	0	1	0 0 -7	
30 Keerra Peakie	27:48	2-3	0-0	2-4	4 5 9	4 2	6	0	2	1	1 0 -22	
5 Lashyah Fowler	06:33	0-1	0-0	0-0	0 0 0	2 0	0	0	0	0	0 0 -8	
2 Leah Perry	01:41	0-0	0-0	0-0	0 0 0	0 0	0	0	0	0	0 0 -4	
4 Jada Wilmington	01:52	0-0	0-0	0-0	0 1 1	0 0	0	0	0	0	0 0 0	
Team					2 2 4		0		1			
Totals		12-55	2-19	8-19	14 27 41	26 14	34	3	18	5 1 6 -38		

Technical Fouls: NONE

Dead Ball Rebounds: 5, 2

Arkansas - 72 Record: 2-0

NO. Name	Min	FG M-A	3P M-A	FT M-A	Rebounds OR DR TOT	Fouls PF FD	TP	AS	TO	ST	Blocks BS BA	+/-
4 Erynn Barnum	F 22:29	5-8	0-1	9-9	4 5 9	2 5	19	2	1	0	3 0 22	
0 Saylor Poffenbarger	G 30:24	0-5	0-3	2-4	0 0 0	7 7	1	2	2	1	2 0 31	
2 Samara Spencer	G 18:51	1-5	0-2	3-7	0 2 2	3 5	5	3	2	0	0 1 20	
34 Chrissy Carr	G 25:25	2-8	2-6	2-2	0 8 8	1 1	8	0	3	1	0 0 20	
43 Makayla Daniels	G 24:18	5-8	1-2	3-6	0 2 2	0 6	14	0	4	0	0 0 23	
11 Rylee Langerman	G 24:26	3-5	2-4	1-3	0 4 4	2 2	9	0	1	0	0 0 19	
24 Jersey Wollenbarger	20:20	2-6	1-3	0-1	0 1 1	2 2	5	0	0	0	0 0 18	
30 Maryam Dauda	17:06	4-6	0-0	2-3	3 2 5	3 3	10	0	2	1	1 0 17	
55 Emrie Ellis	12:53	0-1	0-1	0-0	1 3 4	0 0	0	0	0	0	0 0 17	
20 Karley Johnson	02:37	0-0	0-0	0-0	0 0 0	0 0	0	0	0	1	0 0 3	
21 Loren Lindsey	01:11	0-0	0-0	0-0	0 0 0	0 0	0	0	0	0	0 0 0	
Team					1 1 2		0					
Totals		22-52	6-22	22-35	9 35 44	14 26	72	10	11	7 6 1 38		

Technical Fouls: NONE

Dead Ball Rebounds: 5, 0

UCA		ARK		Points from		UCA		ARK		Period by Period Scoring				
Biggest lead	2 (1 st 8:51)	40	(4 th 0:56)	Turnovers	2	16				1st	2nd	3rd	4th	TOT
Best Scoring Run	3 (3 rd 8:17)	15	(4 th 0:56)	Paint	14	32				UCA	9	5	10	34
Lead Changes	1			Second Chance	3	5				ARK	16	19	17	20 72
Times Tied	2			Fast Breaks	3	7								
Time with Lead	01:06		37:29	Bench	14	24								



Official Basketball Box Score - Final
Tulsa at Arkansas
11/14/22 Bud Walton Arena, Fayetteville
2022-23 Women's Basketball

Game Time: 7:00 PM
Game Duration: 2:54
Attendance: 2,511

Officials: Dee Karler, Michael McConnell, Talisa Green

Tulsa - 70 Record: 2-1

NO. Name	Min	FG M-A	3P M-A	FT M-A	Rebounds OR DR TOT	Fouls PF FD	TP	AS	TO	ST	Blocks BS BA	+/-
2 Temira Poindexter	F 26:10	9-18	2-7	1-2	0 3 3	1 4	21	3	2	0	1 1 -3	
20 Katelyn Levings	F 27:38	5-10	1-4	0-0	3 4 7	5 2	11	1	1	0	0 0 1	
0 Katia Gallegos	G 11:55	0-0	0-0	0-0	0 2 2	1 1	0	4	1	0	0 0 0	
10 Maya Mayberry	G 34:06	6-11	4-6	1-4	0 4 4	3 5	17	2	3	2	0 0 -3	
11 Maddie Bittle	G 28:50	3-10	2-4	0-0	1 4 5	4 1	8	3	6	0	0 0 -2	
5 Delanie Crawford	24:47	2-5	2-4	1-2	0 3 3	4 1	7	3	0	0	0 0 -10	
35 Ahray Young	23:21	1-6	0-3	1-4	0 2 2	1 2	3	1	1	2	0 1 -10	
13 Jessika Evans	09:51	1-1	1-1	0-0	0 2 2	4 0	3	0	2	0	0 0 -9	
30 Caroline Lyles	02:37	0-0	0-0	0-0	1 1 1	1 0	0	0	1	0	0 0 -6	
1 Cam Mathews	00:10	0-0	0-0	0-0	0 0 0	0 0	0	0	0	0	0 0 -1	
21 Hadley Periman	00:35	0-0	0-0	0-0	0 0 0	0 0	1	0	0	0	0 0 -2	
Team					0 6 6		0					
Totals		27-61	12-29	4-12	4 31 35	25 16 70	17	17	4	4 2 -9		

Technical Fouls: NONE

Arkansas - 79 Record: 3-0

NO. Name	Min	FG M-A	3P M-A	FT M-A	Rebounds OR DR TOT	Fouls PF FD	TP	AS	TO	ST	Blocks BS BA	+/-
4 Erynn Barnum	F 30:32	10-12	0-0	7-12	3 5 8	3 7	27	0	1	2	1 1 3	
0 Saylor Poffenbarger	G 28:35	1-4	0-2	0-0	2 8 10	4 2	2	3	0	1	0 0 13	
2 Samara Spencer	G 39:04	3-16	3-11	4-6	0 3 3	2 9	13	4	2	0	0 2 7	
34 Chrissy Carr	G 22:32	1-9	1-8	0-0	2 4 6	0 1	3	0	2	0	1 0 7	
43 Makayla Daniels	G 36:43	6-19	4-9	3-4	4 5 9	1 3	19	3	2	0	1 0 5	
11 Rylee Langerman	22:35	2-7	2-5	4-6	2 3 5	3 3	10	1	0	4	0 0 1	
30 Maryam Dauda	09:28	1-2	1-2	0-0	2 1 3	1 0	3	0	2	0	0 0 6	
24 Jersey Wollenbarger	10:31	1-3	0-2	0-0	0 0 0	2 0	2	0	0	0	0 0 3	
Team					2 1 3		0					
Totals		25-72	11-39	18-28	17 30 47	16 25 79	11	9	7	2 4 9		



Official Basketball Box Score - Final
Arkansas at Little Rock
11/20/22 Jack Stephens Center, Little Rock
2022-23 Women's Basketball

Game Time: 1:00 PM
Game Duration: 1:56
Attendance: 2,879

Officials: Ty Bitts, Nadi Carey, Daniel Drake

Arkansas - 93 Record: 5-9

NO. Name	Min	FG M-A	3P M-A	FT M-A	Rebounds OR DR TOT	Fouls PF FD	TP	AS	TO	ST	Blocks BS BA	+/-
4 Erynn Barnum	F 20:40	5-5	0-0	5-6	0 9 9	3 4	15	1	5	0	1 0	23
0 Saylor Poffenbarger	G 27:53	3-4	0-1	3-4	0 9 9	3 4	9	1	3	0	0 0	32
2 Samara Spencer	G 30:08	4-9	0-4	3-4	0 7 7	1 4	11	6	6	0	0 0	39
3 Chrissy Carr	G 23:57	7-10	4-6	4-4	1 1 2	2 2	22	0	2	0	0 0	39
4 Makayla Daniels	G 22:29	3-4	3-4	3-4	1 2 3	2 5	12	4	1	1	0 0	34
11 Rylee Langerman	13:45	1-1	0-0	1-2	0 0 0	1 1	3	0	0	0	0 0	15
24 Jersey Wolfenbarger	17:05	2-6	1-2	1-2	1 4 5	1 1	6	1	0	0	0 0	20
30 Maryam Dauda	14:55	3-5	1-1	0-0	1 3 4	4 0	7	2	1	1	0 0	13
55 Emrie Ellis	12:49	2-3	1-1	0-0	0 2 2	3 0	5	0	3	0	0 0	9
22 Avery Hughes	05:04	0-1	0-0	2-2	0 0 0	2 1	2	0	0	0	0 0	-4
20 Karley Johnson	06:19	0-0	0-0	1-2	0 0 0	0 1	1	1	1	0	0 0	1
21 Loren Lindsey	04:56	0-0	0-0	0-0	0 0 0	0 0	0	0	0	0	0 0	5
Team					1 3 4		0	0				
Totals		30-48	10-19	23-30	5 40 45	22 23	93	16	22	3	2 0	44

Technical Fouls:NONE

Dead Ball Rebounds: 4, 0

Shooting By Period	1st	2nd	3rd	4th	FT	GM FG%
1st FG%	8-11	72.7%				
3PT%	2-3	66.7%				
FT%	2-4	50%				
2nd FG%	7-12	58.3%				
3PT%	2-5	40.0%				
FT%	8-10	80%				
3rd FG%	8-13	61.5%				
3PT%	4-9	44.4%				
FT%	5-6	83.3%				
4th FG%	7-12	58.3%				
3PT%	2-2	100.0%				
FT%	8-10	80%				
GM FG%	30-48	62.5%				
3PT%	10-19	52.6%				
FT%	23-30	76.7%				



Official Basketball Box Score - Final
Northern Ariz. at Arkansas
11/24/22 UVI Sports and Fitness Center, Charlotte Amalie, USVI
2022 Paradise Jam Women's Basketball REEF DIVISION

Game Time: 6:45 PM
Game Duration: 2:00

Officials: Tim Resch, Tommi Pars, Sarah Williams

Northern Ariz. - 73 Record: 3-3

NO. Name	Min	FG M-A	3P M-A	FT M-A	Reb OR DR TOT	Fouls PF FD	TP	AS	TO	ST	BS BLA	+/-
2 Nyah Moran	F 20:20	6-12	2-6	2-4	1 0 1	4 5	16	2	5	3	1	0
12 Sophie Glancey	F 23:06	0-5	0-1	0-0	2 3 5	5 1	0	0	3	0	0	-10
25 Montana Oltrogge	F 31:03	1-9	0-4	0-0	1 10 11	3 0	2	1	5	0	0	-10
1 Regan Schenck	G 35:44	3-8	1-3	4-4	0 5 5	4 2	11	5	7	1	0	-4
21 Emily Rodabaugh	G 38:11	6-13	4-8	0-0	0 6 6	3 1	16	0	2	3	0	-2
22 Olivia Moran	G 20:35	6-9	3-3	2-2	2 0 2	5 3	17	0	3	3	0	-4
45 Fatoumata Jaitheh	16:54	3-3	0-0	2-2	1 2 3	3 4	8	1	1	1	1	0
5 Taylor Feldman	10:05	1-2	0-0	0-0	0 0 0	3 0	2	1	1	0	0	-7
4 Mary McMorris	04:02	0-1	0-0	1-2	1 0 1	2 1	1	0	1	1	0	-4
Team					0 4 4		0	0				
Totals		26-62	10-25	11-14	8 30 38	32 17	73	10	28	9	2 4	-9

Technical Fouls:NONE

Dead Ball Rebounds: 1, 1

Shooting By Period	1st	2nd	3rd	4th	FT	GM FG%
1st FG%	6-14	42.9%				
3PT%	1-5	20.0%				
FT%	5-5	100%				
2nd FG%	4-12	33.3%				
3PT%	2-4	50.0%				
FT%	2-4	50%				
3rd FG%	6-15	40.0%				
3PT%	3-7	42.9%				
FT%	2-4	50%				
4th FG%	10-21	47.6%				
3PT%	4-9	44.4%				
FT%	3-3	100%				
GM FG%	26-62	41.9%				
3PT%	10-25	40.0%				
FT%	11-14	78.6%				

Arkansas - 82 Record: 6-9

NO. Name	Min	FG M-A	3P M-A	FT M-A	Rebounds OR DR TOT	Fouls PF FD	TP	AS	TO	ST	Blocks BS BA	+/-
4 Erynn Barnum	F 23:03	3-9	0-1	1-2	3 4 7	3 3 7	3	2	2	2	0	-12
0 Saylor Poffenbarger	G 31:41	4-10	2-6	3-4	2 3 5	3 3 13	2	4	1	1	0	-1
2 Samara Spencer	G 39:29	10-21	3-7	4-6	0 4 4	1 10 27	2	2	4	0	0	7
34 Chrissy Carr	G 25:46	2-8	0-4	3-4	3 4 7	3 4 7	0	2	0	0	1	-9
43 Makayla Daniels	G 30:01	5-10	0-1	8-9	1 5 6	4 8 18	4	4	2	0	0	9
11 Rylee Langerman	20:56	1-3	0-1	1-2	0 2 2	1 1 3	1	1	0	0	0	17
24 Jersey Wolfenbarger	10:44	1-4	0-2	0-1	1 3 4	1 1 2	0	0	0	0	0	11
30 Maryam Dauda	16:23	2-3	0-1	1-2	2 2 4	1 2 5	1	2	0	0	3	23
55 Emrie Ellis	01:57	0-0	0-0	0-0	0 0 0	0 0 0	0	0	1	0	0	0
Team					0 3 3		0	0				
Totals		28-68	5-23	21-30	12 30 42	18 32 82	12	18	9	4	2	-9

Technical Fouls:Coach 3rd 2:22

Dead Ball Rebounds: 6, 0

Shooting By Period	1st	2nd	3rd	4th	FT	GM FG%
1st FG%	8-23	34.8%				
3PT%	2-11	18.2%				
FT%	2-4	50%				
2nd FG%	5-14	35.7%				
3PT%	2-6	33.3%				
FT%	6-8	75%				
3rd FG%	8-16	50.0%				
3PT%	0-2	0.0%				
FT%	7-10	70%				
4th FG%	7-15	46.7%				
3PT%	1-4	25.0%				
FT%	6-8	75%				
GM FG%	28-68	41.2%				
3PT%	5-23	21.7%				
FT%	21-30	70.0%				

NAU ARK

Biggest lead	4 (1 st 4:09)	18 (3 rd 0:18)
Best Scoring Run	6 (2 nd 8:58)	12 (2 nd 0:01)
Lead Changes	9	5
Times Tied	2	20
Time with Lead	10:10	28:08

Points from Turnovers	19	29
Paint	30	44
Second Chance	5	10
Fast Breaks	20	9
Bench	28	10

Period by Period Scoring	1st	2nd	3rd	4th	TOT
NAU	18	11	17	27	73
ARK	20	18	23	21	82



Official Basketball Box Score - Final
Arkansas at Clemson
11/25/22 UVI Sports and Fitness Center, Charlotte Amalie, USVI
2022-23 Women's Basketball

Game Time: 9:35 PM
Game Duration: 2:06
Attendance: 1,724

Officials: Mark McDienny, Brandon Entenrie, Whitney Armstrong

Arkansas - 76 Record: 7-9

NO. Name	Min	FG M-A	3P M-A	FT M-A	Rebounds OR DR TOT	Fouls PF FD	TP	AS	TO	ST	BS BA	+/-
4 Erynn Barnum	F 25:33	4-5	0-0	6-9	2 7 9	1 6	14	1	1	5	1 0	28
0 Saylor Poffenbarger	G 37:48	5-8	2-4	3-4	0 9 9	2 2	15	1	4	1	0 0	14
2 Samara Spencer	G 27:30	1-5	0-2	1-6	0 5 5	3 3	6	8	0	0	1 14	
34 Chrissy Carr	G 30:43	6-13	5-10	2-2	1 3 4	3 2	19	1	1	1	0 0	14
43 Makayla Daniels	G 34:19	6-12	2-5	7-10	0 5 5	4 8	21	2	6	2	0 0	18
11 Rylee Langerman	18:49	1-1	0-0	1-2	0 0 0	4 1	3	0	0	0	0 0	4
24 Jersey Wolfenbarger	10:51	0-2	0-2	1-2	1 3 4	1 1	1	1	2	0	0 -8	
30 Maryam Dauda	14:27	0-2	0-0	0-0	2 1 3	0 1	0	0	0	0	0 -14	
Team					3 2 5		0	1				
Totals		23-48	9-23	21-35	9 35 44	19 26	76	12	23	9	1 1	14

Technical Fouls:Daniels 4th 4:04Daniels 4th 4:04Coach 4th 4:04

Shooting By Period	1st	2nd	3rd	4th	FT	GM FG%
1st FG%	4-12	33.3%				
3PT%	2-5	40.0%				
FT%	5-6	83.3%				
2nd FG%	3-12	25.0%				
3PT%	1-8	12.5%				
FT%	2-7	28.6%				
3rd FG%	10-16	62.5%				
3PT%	2-5	40.0%				
FT%	3-4	75%				
4th FG%	6-8	75.0%				
3PT%	4-5	80.0%				
FT%	11-18	61.1%				
GM FG%	23-48	47.9%				
3PT%	9-23	39.1%				
FT%	21-35	60.0%				

Dead Ball Rebounds: 5, 0

Clemson - 62 Record: 3-3

NO. Name	Min	FG M-A	3P M-A	FT M-A	Rebounds OR DR TOT	Fouls PF FD	TP	AS	TO	ST	Blocks BS BA	+/-
5 Amari Robinson	F 25:09	3-11	1-3	0-0	2 3 5	4 1	7	1	4	1	0 0	-5
12 Hannah Hank	C 31:25	2-4	2-3	3-4	1 8 9	4 4	9	0	1	1	0 0	-13
2 Daisha Bradford	G 20:32	3-10	0-3	1-2	0 0 0	5 3	7	3	1	0	0 -8	
22 Ruby Whitehorn	G 27:32	4-11	0-1	2-3	1 4 5	3 4	10	2	4	0	0 -12	
24 AleJah Douglas	G 19:55	5-11	2-4	1-4	1 2 3	5 2	13	0	5	3	0 2	
0 Brie Perpignan	24:44	1-6	0-2	2-2	1 1 2	1 2	4	4	0	3	0 0	-16
3 Makayla Elmore	17:15	1-1	1-1	0-0	1 2 3	1 0	3	1	0	1	0 0	-10
15 Kionna Gaines	12:28	2-5	0-0	0-0	1 2 3	1 1	4	0	1	0	0 0	-1
30 Madi Ott	14:49	1-4	1-4	0-0	0 0 0	1 0	3	1	0	0	0 0	-7
21 Eno Iiyang	06:11	1-1	0-0	0-0	0 1 1	1 0	2	0	1	0	0 0	0
Team					1 2 3		0	0				
Totals		23-64	7-21	9-15	9 25 34	27 16	62	12	17	9	1 1	-14

Technical Fouls:Bradford 4th 4:04

Shooting By Period			
1 st	FG%	7-16	43.8%
	3PT%	1-6	16.7%
	FT%	0-2	0%
2 nd	FG%	4-15	26.7%
	3PT%	0-4	0.0%
	FT%	1-2	50%
3 rd	FG%	5-13	38.5%
	3PT%	1-3	33.3%
	FT%	2-2	100%
4 th	FG%	7-20	35.0%
	3PT%	5-8	62.5%
	FT%	6-9	66.7%
GM	FG%	23-64	35.9%
	3PT%	7-21	33.3%
	FT%	9-15	60.0%

#SIDEBYSIDE



Official Basketball Box Score - Final
Troy at Arkansas
12/01/22 Bud Walton Arena, Fayetteville
2022-23 Women's Basketball

Game Time: 7:00 PM
Game Duration: 2:02
Attendance: 3,019

Officials: William (Bily) Smith, Meadow Overstreet, Teresa Luck

Troy - 70

Record: 3-4

NO. Name	Min	FG M-A	3P M-A	FT M-A	Rebounds OR DR TOT	Fouls PF FD	TP	AS	TO	ST	Blocks BS BA	+/-
10 Tai'Sheka Porchia	F 24:52	3-10	0-0	4-5	1 4 5	1 3	10	1	3	1	1 1	-1
11 Ja'Mia Hollings	F 24:28	4-9	0-1	0-0	3 5 8	2 0	8	1	3	1	0 0	-24
3 Makayia Hallmon	G 25:13	9-23	4-7	3-4	0 1 1	3 2	25	1	1	0	0 0	-17
5 Jada Walton	G 21:37	4-13	2-5	0-1	4 0 4	1 2	10	2	1	0	0 0	-16
22 Sharonica Hartsfield	G 15:32	0-2	0-2	4-6	2 0 2	5 4	4	1	2	0	0 0	-11
12 Nia Daniel	13:55	1-4	0-2	0-0	2 2 4	0 0	2	0	1	0	1 0	2
20 Janean Camp	15:47	1-5	0-0	1-2	3 7 10	4 2	3	0	5	1	2 1	-9
4 Jashanti Simmons	08:13	0-0	0-0	1-2	3 0 3	2 0	0	1	0	0	0 0	1
0 Gabbi Cartagena	14:45	1-4	0-3	1-1	1 1 2	1 2	3	0	0	0	0 0	5
1 Mary Delgado	13:33	2-3	1-1	0-0	0 1 1	3 1	5	3	2	1	0 0	-2
21 Ke'Aja Williams	10:44	0-0	0-0	0-0	1 3 4	2 0	0	0	0	0	1 0	1
23 Shaniah Nunn	06:52	0-2	0-1	0-2	1 2 3	0 1	0	0	2	0	0 0	-6
31 Jamila Nansombi-Gunter	04:48	0-1	0-0	0-0	1 0 1	0 0	0	0	0	0	0 0	-8
Team					4 1 5		0	1				
Totals	25:77	7-22	13-21	24	29	53	25	17	70	10	21 5	5 3 -17

Technical Fouls: Coach 2nd 3rd 5th Hallmon 4th 0:01

Dead Ball Rebounds: 4, 3

Arkansas - 87

Record: 9-0

NO. Name	Min	FG M-A	3P M-A	FT M-A	Rebounds OR DR TOT	Fouls PF FD	TP	AS	TO	ST	Blocks BS BA	+/-
4 Erynn Barnum	F 19:10	8-9	0-1	2-2	3 5 8	1 2	18	2	1	2	0 0	12
0 Saylor Poffenbarger	G 24:18	3-8	1-4	2-2	0 3 3	1 3	9	5	3	0	1 0	1
2 Samara Spencer	G 27:47	8-15	3-8	0-3	0 3 3	1 4	19	6	3	1	0 0	26
3 Chrissy Carr	G 25:43	5-14	2-9	2-2	1 2 3	2 1	14	0	0	1	0 0	23
43 Makayia Daniels	G 25:36	2-6	2-6	4-4	0 3 3	4 7	10	4	3	3	0 0	10
11 Rylee Langerman	15:55	0-2	0-2	1-2	1 4 5	2 2	1	3	2	0	0 0	20
24 Jersey Wolfenbarger	20:46	4-7	3-5	0-2	2 1 3	1 1	11	0	0	1	2 0	9
30 Maryam Dauda	20:50	0-6	0-1	0-0	0 7 7	4 1	0	0	1	0	0 0	5
55 Emrie Ellis	08:42	0-2	0-1	1-2	0 0 0	1 1	1	0	0	0	0 0	-10
20 Karley Johnson	05:38	0-0	0-0	0-0	1 0 1	0 0	0	0	0	0	0 0	1
22 Avery Hughes	03:22	1-1	0-0	2-2	0 0 0	0 0	1	4	0	0	0 0	-6
21 Loren Lindsey	02:13	0-0	0-0	0-0	0 0 0	0 0	0	0	0	0	0 0	-1
Team					2 3 5		0	1				
Totals	31:70	11-37	14-21	10	31	41	19	23	87	20	14 8	3 5 17

Technical Fouls: Coach 3rd 1:43 Coach 4th 0:01

Dead Ball Rebounds: 4, 1

	TROY	ARK
Biggest lead	0 (1 st 10:00)	27 (3 rd 4:18)
Best Scoring Run	6 (4 th 5:38)	9 (2 nd 2:54)
Lead Changes	0	
Times Tied	3	
Time with Lead	00:00	38:50

Points from Turnovers	TROY	ARK
Paint	20	40
Second Chance	14	9
Fast Breaks	17	20
Bench	13	17

Period by Period Scoring	1st	2nd	3rd	4th	TOT
TROY	17	7	20	26	70
ARK	27	17	23	20	87



Official Basketball Box Score - Final
Oral Roberts at Arkansas
12/04/22 Bud Walton Arena, Fayetteville
2022-23 Women's Basketball

Game Time: 2:00 PM
Game Duration: 1:48
Attendance: 2,947

Officials: Katie Lukanich, Sal Esho, Eric Baker

Oral Roberts - 58

Record: 2-7

NO. Name	Min	FG M-A	3P M-A	FT M-A	Rebounds OR DR TOT	Fouls PF FD	TP	AS	TO	ST	Blocks BS BA	+/-
22 Ruthie Udumoh	F 32:26	0-8	0-2	4-6	2 3 5	4 3	0	4	0	0	0 2	-34
32 Tirzah Moore	F 32:17	7-12	0-0	2-2	5 6 11	3 3	16	0	1	0	2 3	-40
2 Hannah Cooper	G 38:07	7-19	0-1	1-3	0 3 3	4 3	15	4	4	4	0 4	-36
11 Ariel Walker	G 24:06	4-11	1-5	4-6	3 2 5	2 4	13	0	1	2	0 0	-21
14 Delaney Nix	G 25:41	1-8	0-7	0-0	0 3 3	1 0	2	1	0	0	0 0	-21
20 Lauren Ramey	16:29	1-6	0-5	0-0	0 3 3	0 0	2	0	0	0	1 0	-9
30 Sara Rodrigues	19:51	1-4	1-3	3-4	0 4 4	3 3	6	1	1	0	0 0	0
23 Talia Pogi	09:10	0-3	0-3	0-0	0 1 1	1 0	0	0	1	0	0 0	-12
1 Maggie Sockey	01:53	0-0	0-0	0-0	0 0 0	1 0	0	0	1	0	0 0	2
Team					2 4 6		0	1				
Totals	21:71	2-26	14-21	12	29	41	19	16	58	6	13 6	3 9 -34

Technical Fouls: NONE

Dead Ball Rebounds: 3, 0

Arkansas - 92

Record: 10-0

NO. Name	Min	FG M-A	3P M-A	FT M-A	Rebounds OR DR TOT	Fouls PF FD	TP	AS	TO	ST	Blocks BS BA	+/-
4 Erynn Barnum	F 19:43	3-5	0-0	0-0	2 3 5	3 0	6	4	1	0	1 0	14
0 Saylor Poffenbarger	G 26:09	5-11	1-3	3-4	0 13 13	4 5	14	5	0	0	1 0	35
2 Samara Spencer	G 30:40	10-17	6-8	6-12	1 1 2	1 6	32	3	2	3	1 0	36
24 Jersey Wolfenbarger	G 32:30	2-5	0-2	5-5	3 9 12	1 3	9	1	2	0	4 0	29
3 Chrissy Carr	G 35:04	6-17	3-12	0-0	1 4 5	2 1	15	1	2	0	0 0	33
11 Rylee Langerman	16:32	1-4	0-2	1-2	3 3 5	2 1	3	1	0	2	0 0	5
30 Maryam Dauda	22:08	5-11	0-3	0-0	3 5 8	3 0	10	1	0	0	2 1	14
55 Emrie Ellis	08:33	1-3	0-0	0-0	0 1 1	0 0	1	2	0	0	0 0	1
22 Avery Hughes	03:52	0-0	0-0	1-2	0 0 0	0 0	1	1	0	1	0 0	0
20 Karley Johnson	02:43	0-1	0-0	0-0	0 0 0	0 0	1	0	0	0	0 0	1
21 Loren Lindsey	02:06	0-0	0-0	0-0	0 0 0	0 0	0	0	0	0	0 0	-2
Team					2 4 6		0	0				
Totals	33:74	10-30	16-25	15	42	57	16	19	92	16	8 5	9 3 34

Technical Fouls: NONE

Dead Ball Rebounds: 6, 0

	ORU	ARK
Biggest lead	2 (1 st 9:14)	36 (4 th 2:06)
Best Scoring Run	6 (2 nd 3:18)	14 (4 th 8:21)
Lead Changes	3	
Times Tied	1	
Time with Lead	01:14	37:53

Points from Turnovers	ORU	ARK
Paint	36	42
Second Chance	10	10
Fast Breaks	13	20
Bench	8	16

Period by Period Scoring	1st	2nd	3rd	4th	TOT
ORU	16	21	10	11	58
ARK	22	19	32	19	92



Official Basketball Box Score - Final
Lamar University at Arkansas
12/08/22 Bud Walton Arena, Fayetteville
2022-23 Women's Basketball

Game Time: 7:00 PM
Game Duration: 1:52
Attendance: 2,268

Officials: Putari Spurlock-Welsh, Nykesha Thompson, Eric Brewster

Lamar University - 50

Record: 4-4

NO. Name	Min	FG M-A	3P M-A	FT M-A	Rebounds OR DR TOT	Fouls PF FD	TP	AS	TO	ST	Blocks BS BA	+/-
14 Emma Imevbore	F 07:08	1-2	0-0	0-0	2 2 4	4 0	2	0	1	0	1 0	-4
22 NJ Weems	F 14:32	0-1	0-1	2-3	0 1 1	3 1	2	0	4	0	0 0	-1
3 Sabria Dean	G 37:53	3-11	3-6	2-2	3 4 7	3 3	11	1	5	3	0 2	-10
11 Portia Adams	G 30:57	5-12	2-3	0-0	1 4 5	4 3	12	0	1	1	0 0	-2
30 RT'Mari Taylor	G 35:49	4-12	1-2	0-0	0 1 1	1 2	9	5	3	2	0 3	-11
2 Alyiah Craft	15:21	1-3	0-1	0-0	0 1 1	2 0	2	0	2	0	0 0	-6
41 Akasha Davis	24:01	3-10	0-0	2-3	3 2 5	2 8	0	2	1	1	0 0	-5
13 Taliah Hill	08:51	1-2	0-0	2-2	1 1 2	4 1	4	0	0	0	0 1	-4
33 Anaya Bernard	25:28	0-2	0-0	0-0	1 6 7	3 1	0	0	0	2	0 1	-14
Team					1 2 3		0	2				
Totals	18:55	6-13	8-10	12	24	36	26	13	50	6	20 9	2 9 -13

Technical Fouls: NONE

Dead Ball Rebounds: 1, 1

Arkansas - 63

Record: 11-0

NO. Name	Min	FG M-A	3P M-A	FT M-A	Rebounds OR DR TOT	Fouls PF FD	TP	AS	TO	ST	Blocks BS BA	+/-
4 Erynn Barnum	F 33:51	2-4	0-1	1-4	3 5 8	2 5	5	3	5	1	2 0	15
0 Saylor Poffenbarger	G 37:37	7-13	2-5	1-3	2 10 12	3 4	17	3	5	2	3 2	19
2 Samara Spencer	G 33:45	5-10	1-3	6-16	0 0 0	4 11	17	4	5	0	0 0	7
24 Jersey Wolfenbarger	G 32:20	2-9	0-3	0-0	3 3 6	1 0	4	0	1	2	3 0	13
3 Chrissy Carr	G 35:42	4-9	4-9	6-8	1 1 2	2 4	18	0	1	0	0 0	13
11 Rylee Langerman	18:13	0-2	0-2	0-0	1 5 6	0 2	0	0	1	1	1 0	8
30 Maryam Dauda	06:09	1-1	0-0	0-0	0 0 0	1 0	1	2	0	2	0 0	-2
55 Emrie Ellis	02:23	0-0	0-0	0-0	0 0 0	0 0	0	0	0	0	0 0	-6
Team					2 1 3		0	0				
Totals	21:48	7-23	14-31	12	25	37	13	26	63	10	20 8	9 2 13

Technical Fouls: NONE

Dead Ball Rebounds: 7, 1

	LU	ARK
Biggest lead	4 (2 nd 6:27)	13 (4 th 0:13)
Best Scoring Run	5 (2 nd 0:16)	9 (3 rd 0:46)
Lead Changes	0	
Times Tied	7	
Time with Lead	10:24	24:04

Points from Turnovers	LU	ARK
Paint	20	26
Second Chance	10	8
Fast Breaks	4	11
Bench	14	2

Period by Period Scoring	1st	2nd	3rd	4th	TOT
LU	16	17	10	7	50
ARK	13	18	16	16	63



Official Basketball Box Score - Final
Arkansas St. at Arkansas
12/11/22 Bud Walton Arena, Fayetteville
2022-23 Women's Basketball

Game Time: 3:00 PM
Game Duration: 1:48
Attendance: 3,266

Officials: Margaret Tieman, Timothy Daniel, Kaz Beverley

Arkansas St. - 63

Record: 4-5



Official Basketball Box Score - Final
Arkansas at Creighton
12/17/22 D.J. Sokol Arena, Omaha, Neb.
2022-23 Women's Basketball

Game Time: 1:00 PM
Game Duration: 2:03
Attendance: 1,050

Officials: Tiara Cruise, Dee Kantner, Pualani Spurlock-Welsh

Arkansas - 83 Record: 13-0

NO. Name	Min	FG M-A	3P M-A	FT M-A	Rebounds OR DR TOT	Fouls PF FD	TP	AS	TO	ST	Blocks BS BA	+/-
4 Erynn Barnum	F 29:35	5-9	0-0	5-7	1 1 2	2 4	15	4	0	2	2 0	8
0 Saylor Poffenbarger	G 37:44	6-16	2-7	2-3	4 7 11	3 2	16	3	6	2	0 1	5
2 Samara Spencer	G 36:38	10-17	5-7	1-4	0 4 4	3 4	26	4	1	0	0 2	13
34 Chrissy Carr	G 15:21	0-3	0-3	2-2	0 2 2	2 2	2	0	0	1	0 0	3
43 Makayla Daniels	G 30:00	3-7	2-3	6-8	1 1 2	4 6	14	3	3	0	0 0	1
11 Rylee Langerman	25:26	2-3	2-3	0-0	1 4 5	1 0	6	0	0	0	0 0	2
24 Jersey Wolfenbarger	14:51	0-1	0-1	0-0	1 2 3	1 0	0	0	0	0	0 0	8
30 Maryam Dauda	10:25	1-2	1-2	1-2	0 1 1	1 1	4	1	3	0	0 0	0
Team					1 5 6	0	0	0	0	0	0 0	0
Totals		27-58	12-26	17-26	9 27 36	17 19	83	15	13	5	2 3	8

Technical Fouls: NONE

Shooting By Period		
1 st FG%	5-13	38.5%
3PT%	2-7	28.6%
FT%	1-6	16.7%
2 nd FG%	9-16	56.3%
3PT%	4-6	66.7%
FT%	2-4	50%
3 rd FG%	7-18	38.9%
3PT%	4-11	36.4%
FT%	6-8	75%
4 th FG%	6-11	54.5%
3PT%	2-2	100.0%
FT%	8-8	100%
GM FG%	27-58	46.6%
3PT%	12-26	46.2%
FT%	17-26	65.4%

Dead Ball Rebounds: 3, 0

Creighton - 75 Record: 8-2

NO. Name	Min	FG M-A	3P M-A	FT M-A	Rebounds OR DR TOT	Fouls PF FD	TP	AS	TO	ST	Blocks BS BA	+/-
31 Emma Ronsiek	F 26:02	5-11	1-5	2-2	2 5 7	5 2	13	2	2	0	0 0	-2
13 Rachael Saunders	G 15:51	2-2	0-0	0-0	1 2 3	4 0	4	2	1	2	0 0	-6
15 Lauren Jensen	G 30:15	4-16	1-8	4-5	1 3 4	3 4	13	1	3	1	0 0	-11
21 Molly Mogensen	G 31:27	1-9	1-8	1-2	0 4 4	2 2	4	1	3	1	0 0	-13
30 Morgan Maly	G 28:43	5-13	2-8	12-12	5 4 9	1 6	24	3	3	0	0 0	-9
14 Mallory Brake	13:44	0-0	0-0	0-2	2 0 2	0 1	0	1	0	1	1 0	6
22 Carly Bachelor	27:55	3-8	0-1	0-0	5 6 11	3 2	6	1	0	0	0 0	-9
11 Kiani Lockett	08:11	0-1	0-1	0-0	0 0 0	1 0	0	2	1	0	0 0	7
2 Kennedy Townsend	06:11	0-1	0-1	0-0	0 0 0	0 0	0	1	0	0	0 0	-6
12 Jayme Horan	11:41	3-5	3-4	2-2	1 3 4	1 1	11	0	0	0	0 0	3
Team					1 3 4	0	0	1	0	0	0 0	0
Totals		23-66	8-35	21-25	18 28 46	20 17	75	14	14	5	3 2	-8

Technical Fouls: Saunders 3rd 9:11

Shooting By Period		
1 st FG%	7-19	36.8%
3PT%	3-13	23.1%
FT%	0-0	0%
2 nd FG%	3-12	25.0%
3PT%	3-7	42.9%
FT%	3-10	70%
3 rd FG%	8-20	40.0%
3PT%	2-10	20.0%
FT%	2-2	100%
4 th FG%	5-15	33.3%
3PT%	0-5	0.0%
FT%	12-13	92.3%
GM FG%	23-66	34.8%
3PT%	8-35	22.9%
FT%	21-25	84.0%

Dead Ball Rebounds: 2, 0

	ARK	CRE
Biggest lead	11 (3 rd 2:35)	6 (2 nd 7:00)
Best Scoring Run	11 (3 rd 9:41)	7 (3 rd 7:10)
Lead Changes	4	
Times Tied	9	
Time with Lead	26:10	12:53

Points from Turnovers	ARK	CRE
	11	12
Paint	26	24
Second Chance	11	14
Fast Breaks	10	9
Bench	10	17

Period by Period Scoring					
	1st	2nd	3rd	4th	TOT
ARK	13	24	24	22	83
CRE	17	16	20	22	75



Official Basketball Box Score - Final
Oregon at Arkansas
12/20/22 Pechanga Arena, San Diego
2022-23 Women's Basketball

Game Time: 1:00 PM
Game Duration: 1:46
Attendance: 321

Officials: Kim Hobbs, Salf Escho, Scott Osborn

Oregon - 85 Record: 10-1

NO. Name	Min	FG M-A	3P M-A	FT M-A	Rebounds OR DR TOT	Fouls PF FD	TP	AS	TO	ST	Blocks BS BA	+/-
40 Grace VanSlooten	F 31:00	10-19	0-0	6-10	3 3 6	3 6	26	1	3	0	2 3	5
15 Philipina Kyei	C 25:30	3-6	0-0	0-2	5 9 14	1 2	6	1	1	0	1 1	0
2 Chance Gray	G 28:31	3-11	2-5	0-0	0 1 1	1 0	8	1	1	0	0 0	14
4 Endyia Rogers	G 33:47	6-13	1-3	7-10	0 3 3	2 9	20	6	1	2	1 0	12
12 Te-Hina Paopao	G 32:06	4-10	3-6	1-2	0 5 5	2 1	12	4	2	1	2 0	3
0 Tayla Hanson	18:01	3-5	1-3	1-2	1 4 5	1 1	8	2	1	0	0 0	-6
3 Ahise Hurst	23:04	2-6	1-3	0-0	0 4 4	2 1	5	2	0	0	0 0	10
11 Taylor Hosendove	08:01	0-0	0-0	0-0	2 3 5	2 0	0	0	1	0	0 0	-3
Team					3 4 7	0	0	0	0	0	0 0	0
Totals		31-70	8-20	15-26	14 36 50	14 20	85	17	10	3	6 4	7

Technical Fouls: NONE

Shooting By Period		
1 st FG%	10-20	50.0%
3PT%	2-5	40.0%
FT%	0-0	0%
2 nd FG%	4-12	33.3%
3PT%	0-3	0.0%
FT%	8-14	57.1%
3 rd FG%	7-20	35.0%
3PT%	1-3	33.3%
FT%	2-2	100%
4 th FG%	10-18	55.6%
3PT%	5-9	55.6%
FT%	5-10	50%
GM FG%	31-70	44.3%
3PT%	8-20	40.0%
FT%	15-26	57.7%

Dead Ball Rebounds: 6, 0

Arkansas - 78 Record: 13-1

NO. Name	Min	FG M-A	3P M-A	FT M-A	Rebounds OR DR TOT	Fouls PF FD	TP	AS	TO	ST	Blocks BS BA	+/-
4 Erynn Barnum	F 27:14	8-17	3-4	3-4	5 4 9	4 2	22	0	0	0	1 1	-8
0 Saylor Poffenbarger	G 34:09	2-9	1-6	0-0	1 10 11	3 0	5	3	2	1	1 0	0
2 Samara Spencer	G 38:40	6-18	2-6	6-8	0 7 7	5 7	20	2	1	0	0 3	-6
34 Chrissy Carr	G 28:27	1-5	1-5	0-0	0 1 1	0 0	3	3	1	1	0 0	1
43 Makayla Daniels	G 33:47	6-17	3-8	0-0	1 2 3	3 3	15	1	1	0	0 0	-13
11 Rylee Langerman	24:58	2-4	2-2	1-2	4 3 7	2 2	7	0	3	0	0 0	-10
30 Maryam Dauda	11:49	3-7	0-0	0-0	1 0 1	0 0	6	1	0	0	0 0	0
55 Emrie Ellis	00:56	0-0	0-0	0-0	0 1 1	0 0	0	0	0	0	0 0	1
Team					3 2 5	0	0	0	0	0	0 0	0
Totals		28-77	12-31	10-14	15 30 45	20 14	78	18	9	4	4 6	-7

Technical Fouls: NONE

Shooting By Period		
1 st FG%	10-21	47.6%
3PT%	4-5	80.0%
FT%	1-2	50%
2 nd FG%	5-16	31.3%
3PT%	1-9	11.1%
FT%	1-2	50%
3 rd FG%	9-23	39.1%
3PT%	4-9	44.4%
FT%	0-0	0%
4 th FG%	4-17	23.5%
3PT%	3-8	37.5%
FT%	3-10	80%
GM FG%	28-77	36.4%
3PT%	12-31	38.7%
FT%	10-14	71.4%

Dead Ball Rebounds: 2, 0

	ORG	ARK
Biggest lead	7 (4 th 0:28)	7 (2 nd 5:05)
Best Scoring Run	9 (2 nd 0:56)	6 (1 st 4:25)
Lead Changes	7	
Times Tied	9	
Time with Lead	13:38	20:50

Points from Turnovers	ORG	ARK
	8	15
Paint	40	26
Second Chance	18	12
Fast Breaks	15	11
Bench	13	13

Period by Period Scoring					
	1st	2nd	3rd	4th	TOT
ORG	22	16	17	30	85
ARK	25	12	22	19	78



Official Basketball Box Score - Final
South Fla. at Arkansas
12/21/22 Pechanga Arena, San Diego
2022 NCAA W San Diego Invitational

Game Time: 1:00 PM
Game Duration: 2:07
Attendance: 303

Officials: Doug Knight, Kim Hobbs, Scott Osborn

South Fla. - 66 Record: 11-4

NO. Name	Min	FG M-A	3P M-A	FT M-A	Rebounds OR DR TOT	Fouls PF FD	TP	AS	TO	ST	Blocks BS BA	+/-
32 Dulcy Fankam Mendjiadeu	F 29:56	8-11	0-0	0-0	2 10 12	4 2	16	0	2	0	0 1	13
55 Carla Brito	F 15:32	2-5	1-1	3-4	0 3 3	0 3	8	1	1	0	1 0	6
3 Sammie Puits	G 44:02	2-11	1-7	0-0	2 3 5	0 2	5	2	3	0	0 0	1
5 Elena Tsineke	G 40:28	9-17	3-6	2-2	2 0 2	4 3	23	3	7	3	1 2	3
22 Aerial Wilson	G 22:13	1-1	1-1	0-2	0 3 3	5 1	3	5	2	0	1 0	9
12 Marina Asensio	09:08	0-0	0-0	0-0	0 3 3	0 0	0	2	0	0	0 0	0
20 Daniela Gonzalez	29:28	1-6	1-2	0-0	1 0 1	4 1	3	1	0	0	0 2	-5
2 Priscilla Williams	03:21	0-1	0-0	0-0	0 0 0	0 0	0	0	1	0	0 0	-2
14 Emma Johansson	13:45	1-2	0-1	0-0	0 3 3	2 1	2	1	1	1	1 0	-10
1 Maria Alvarez	15:16	1-4	1-3	3-3	1 1 2	1 1	6	0	2	0	0 0	-7
0 Caitlin McGee	01:19	0-0	0-0	0-0	0 1 1	0 0	0	0	0	0	1 0	-2
10 Janelle Aamio	00:32	0-0	0-0	0-0	0 0 0	0 0	0	0	0	0	0 0	-1
Team					2 3 5	0	0	0	0	0	0 0	0
Totals		25-58	8-21	8-11	10 30 40	21 14	66	15	19	4	5 5	1

Technical Fouls: NONE

Shooting By Period		
1 st FG%	6-14	42.9%
3PT%	1-1	100.0%
FT%	0-0	0%
2 nd FG%	2-13	15.4%
3PT%	1-6	16.7%
FT%	0-0	0%
3 rd FG%	10-14	71.4%
3PT%	4-7	57.1%
FT%	3-6	50%
4 th FG%	6-13	46.2%
3PT%	2-5	40.0%
FT%	3-3	100%
-OTFG%	1-4	25.0%
3PT%	0-2	0.0%
FT%	2-2	100%
GM FG%	25-58	43.1%
3PT%	8-21	38.1%
FT%	8-11	72.7%

Dead Ball Rebounds: 2, 0

Arkansas - 65 Record: 13-2

#SIDEBYSIDE



Official Basketball Box Score - Final
Arkansas at Kentucky
01/01/23 Memorial Coliseum, Lexington
2022-23 Women's Basketball

Game Time: 2:00 PM
Game Duration: 1:52
Attendance: 3,284

Officials: Gina Cross, Karen Preato, Frank Sliatore

Arkansas - 71

Record: 14-3 (1-1)

NO.	Name	Min	FG	3P	FT	Rebounds	Fouls	TP	AS	TO	ST	Blocks	+/
			M-A	M-A	M-A	OR DR TOT	PF FD					BS BA	
4	Erynn Barnum	F 29:17	7-11	0-0	3-4	4 4 8	2 4	17	7	3	0	3 1	20
0	Saylor Poffenbarger	G 33:57	8-17	0-3	1-1	2 5 7	2 4	17	3	6	0	2 0	15
2	Samara Spencer	G 33:22	1-8	1-4	3-4	0 2 2	2 3	6	5	1	2	0 1	22
34	Chrissy Carr	G 24:55	3-10	2-8	0-0	0 4 4	2 3	8	1	3	1	0 0	18
43	Makayla Daniels	G 26:22	3-8	3-7	2-2	1 1 2	4 2	11	4	2	0	0 1	15
11	Rylee Langerman	G 22:54	2-4	2-3	0-0	2 5 7	0 0	6	1	1	1	0 0	23
24	Jersey Wollenbarger	14:55	2-5	0-0	0-0	0 3 3	2 2	4	0	2	0	0 1	-2
30	Maryam Dauda	10:43	1-1	0-0	0-0	1 2 3	1 0	2	1	0	0	2 0	1
55	Emrie Ellis	02:55	0-0	0-0	0-0	0 1 1	0 0	0	0	0	0	0 0	-5
22	Avery Hughes	00:40	0-0	0-0	0-0	0 0 0	0 0	0	0	1	0	0 0	-2
Team						2 2 4	0	0	0	0	0	0	0
Totals			27-64	8-25	9-11	12 29 41	15 18	71	22	19	4	7 4	21

Technical Fouls: NONE

Shooting By Period		
1 st FG%	7-16	43.8%
3PT%	1-7	14.3%
FT%	1-1	100%
2 nd FG%	8-21	38.1%
3PT%	2-9	22.2%
FT%	0-0	0%
3 rd FG%	7-17	41.2%
3PT%	4-6	66.7%
FT%	1-2	50%
4 th FG%	5-10	50.0%
3PT%	1-3	33.3%
FT%	7-8	87.5%
GM FG%	27-64	42.2%
3PT%	8-25	32.0%
FT%	9-11	81.8%

Dead Ball Rebounds: 4, 0

Kentucky - 50

Record: 8-6 (0-2)

NO.	Name	Min	FG	3P	FT	Rebounds	Fouls	TP	AS	TO	ST	Blocks	+/
			M-A	M-A	M-A	OR DR TOT	PF FD					BS BA	
21	Niyah Leveretter	F 18:52	1-4	0-0	3-6	6 3 9	2 3	5	0	3	1	1 0	-7
5	Blair Green	G 33:00	5-19	2-6	2-2	1 1 2	3 1	14	1	3	2	0 1	-13
11	Jada Walker	G 33:17	6-14	0-1	1-2	1 0 1	2 2	13	2	4	2	0 0	-12
22	Maddie Scherr	G 37:51	1-11	0-5	6-7	4 6 10	2 4	8	3	5	5	0 1	-15
34	Emma King	G 17:41	1-3	0-1	0-0	0 1 1	1 0	2	0	0	1	2 0	-1
13	Ajae Petty	14:21	2-7	0-0	0-0	3 5 8	0 2	4	0	3	2	1 3	-22
25	Adeola Adeyeye	13:47	0-1	0-0	0-0	2 1 3	4 0	0	0	2	0	0 0	-0
4	Eniya Russell	13:10	0-1	0-0	0-0	0 3 3	1 1	0	1	3	0	0 0	-19
3	Kennedy Cambridge	05:01	0-0	0-0	0-0	0 0 0	1 0	0	0	0	1	0 0	-4
20	Amiya Jenkins	13:00	1-5	0-1	2-2	1 1 2	2 2	4	1	0	0	0 0	-3
Team						1 1 2	0	0	0	0	0	0	0
Totals			17-65	2-14	14-19	19 22 41	18 15	50	8	23	14	4 7	-21

Technical Fouls: NONE

Shooting By Period		
1 st FG%	3-12	25.0%
3PT%	0-2	0.0%
FT%	2-3	66.7%
2 nd FG%	5-17	29.4%
3PT%	1-3	33.3%
FT%	0-0	0%
3 rd FG%	4-14	28.6%
3PT%	0-4	0.0%
FT%	1-2	50%
4 th FG%	5-22	22.7%
3PT%	1-5	20.0%
FT%	11-14	78.6%
GM FG%	17-65	26.2%
3PT%	2-14	14.3%
FT%	14-19	73.7%

Dead Ball Rebounds: 5, 1

	AR	UK
Biggest lead	27 (3 rd 2:45)	2 (1 st 5:33)
Best Scoring Run	16 (2 nd 7:03)	9 (3 rd 9:16)
Lead Changes	2	
Times Tied	4	
Time with Lead	36:09	00:35
Points from Turnovers	33	10
Paint	34	28
Second Chance	9	9
Fast Breaks	4	10
Bench	12	8
Period by Period Scoring		
1st	18	18
2nd	18	19
3rd	11	9
4th	22	50



Official Basketball Box Score - Final
Florida at Arkansas
01/05/23 Bud Walton Arena, Fayetteville
2022-23 Women's Basketball

Game Time: 7:00 PM
Game Duration: 2:05
Attendance: 4,524

Officials: Roy Gubayan, Ashlee Goode, Brian Garland

Florida - 74

Record: 12-4 (1-2)

NO.	Name	Min	FG	3P	FT	Rebounds	Fouls	TP	AS	TO	ST	Blocks	+/
			M-A	M-A	M-A	OR DR TOT	PF FD					BS BA	
25	Faith Dut	F 11:28	0-2	0-1	1-2	0 4 4	5 1	1	0	1	0	1 0	-5
24	Ra Shaya Kyle	C 22:40	6-11	0-0	5-6	2 3 5	2 4	17	0	1	0	0 1	-11
3	Kirsten Deans	G 27:56	4-14	1-7	9-11	0 3 3	3 6	18	1	0	1	0 0	-11
5	Alberte Rimdal	G 25:37	4-10	1-2	0-0	3 1 4	5 0	9	3	2	1	0 0	-18
15	Nina Rickards	G 24:20	1-7	0-2	4-4	1 0 1	4 3	6	0	4	2	0 1	-9
1	Myka Perry	26:18	6-11	2-4	3-5	0 3 3	1 3	17	1	1	0	0 0	-23
2	Talyah Wyche	16:42	1-3	0-0	2-2	0 1 1	3 3	4	0	0	0	1 0	-17
00	Talyah Wyche	15:12	0-0	0-0	3-2	5	2	0	0	1	1	0 1	-8
20	Jeriah Warren	21:58	0-2	0-2	1-4	5 0 1	2 1	0	1	0	1	0 0	-15
22	Paige Clausen	07:49	0-1	0-0	0-0	0 1 1	2 0	0	0	0	0	0 0	-13
Team						0 1 1	0	0	0	0	0	0	0
Totals			22-64	4-18	26-32	10 23 33	27 21	74	7	10	6	2 3	-28

Technical Fouls: Rickards 3rd 6:30

Shooting By Period		
1 st FG%	7-16	43.8%
3PT%	2-3	66.7%
FT%	3-4	75%
2 nd FG%	2-16	12.5%
3PT%	1-5	20.0%
FT%	3-4	75%
3 rd FG%	7-17	41.2%
3PT%	0-5	0.0%
FT%	14-16	87.5%
4 th FG%	6-15	40.0%
3PT%	1-5	20.0%
FT%	6-8	75%
GM FG%	22-64	34.4%
3PT%	4-18	22.2%
FT%	26-32	81.3%

Dead Ball Rebounds: 4, 1

Arkansas - 102

Record: 15-3 (2-1)

NO.	Name	Min	FG	3P	FT	Rebounds	Fouls	TP	AS	TO	ST	Blocks	+/
			M-A	M-A	M-A	OR DR TOT	PF FD					BS BA	
4	Erynn Barnum	F 24:35	5-8	1-1	4-8	2 6 8	4 5	15	6	1	1	1 1	16
0	Saylor Poffenbarger	G 17:42	6-8	1-2	3-3	1 7 8	3 2	16	2	2	0	1 0	4
2	Samara Spencer	G 34:19	6-11	3-5	1-1	0 4 4	2 2	16	6	4	0	0 0	27
34	Chrissy Carr	G 31:18	6-15	2-7	2-2	1 0 1	2 1	16	1	1	0	1 23	
43	Makayla Daniels	G 30:20	3-10	3-10	7-8	0 1 1	2 8	16	2	1	0	0 0	21
11	Rylee Langerman	18:46	2-4	1-2	3-5	1 2 3	3 8	2	1	2	0	0 17	
24	Jersey Wollenbarger	17:47	3-5	0-1	2-2	1 6 7	3 2	8	1	1	1	0 9	
30	Maryam Dauda	15:20	0-3	0-1	0-0	0 1 1	2 0	0	3	0	0	0 0	11
55	Emrie Ellis	03:42	1-1	1-1	2-2	0 1 1	0 1	5	0	0	0	0 0	6
22	Avery Hughes	02:43	0-0	0-0	2-4	0 0 0	0 2	2	0	0	0	0 0	2
20	Karley Johnson	01:50	0-0	0-0	0-0	0 0 0	1 0	0	0	0	0	0 0	3
21	Loren Lindsey	01:38	0-0	0-0	0-0	0 0 0	0 0	0	0	0	0	0 0	1
Team						5 3 8	0	0	0	0	0	0	0
Totals			32-65	12-20	26-35	11 31 42	22 26	102	23	11	4	3 2	28

Technical Fouls: Barnum 3rd 6:30

Shooting By Period		
1 st FG%	8-19	42.1%
3PT%	3-10	30.0%
FT%	5-7	71.4%
2 nd FG%	9-14	64.3%
3PT%	2-3	66.7%
FT%	4-6	66.7%
3 rd FG%	6-16	37.5%
3PT%	4-10	40.0%
FT%	8-11	72.7%
4 th FG%	9-16	56.3%
3PT%	3-7	42.9%
FT%	9-11	81.8%
GM FG%	32-65	49.2%
3PT%	12-30	40.0%
FT%	26-35	74.3%

Dead Ball Rebounds: 7, 3

	UF	ARK
Biggest lead	2 (1 st 9:43)	29 (4 th 0:59)
Best Scoring Run	5 (3 rd 7:22)	11 (2 nd 7:30)
Lead Changes	7	
Times Tied	5	
Time with Lead	01:29	35:50
Points from Turnovers	10	12
Paint	28	34
Second Chance	16	16
Fast Breaks	9	12
Bench	23	23
Period by Period Scoring		
1st	19	8
2nd	28	19
3rd	24	24
4th	30	102



Official Basketball Box Score - Final
Arkansas at Missouri
01/09/23 Mizzou Arena, Columbia
2022-23 Women's Basketball

Game Time: 2:00 PM
Game Duration: 1:51
Attendance: 4,260

Officials: Pualani Spurlock-Welsh, Carla Fountain, Timothy Greene

Arkansas - 77

Record: 16-3 (3-1)

NO.	Name	Min	FG	3P	FT	Rebounds	Fouls	TP	AS	TO	ST	Blocks	+/
			M-A	M-A	M-A	OR DR TOT	PF FD					BS BA	
4	Erynn Barnum	F 31:29	9-13	0-1	3-7	4 7 11	1 5	21	2	2	1	1 0	24
0	Saylor Poffenbarger	G 35:36	8-16	2-7	6-7	1 5 6	1 5	24	1	2	0	1 0	23
2	Samara Spencer	G 34:29	1-5	0-4	0-0	0 9 9	1 0	2	6	0	2	0 0	17
34	Chrissy Carr	G 27:25	5-10	4-6	2-2	0 4 4	2 3	16	1	0	0	0 0	26
43	Makayla Daniels	G 32:35	4-11	1-3	0-0	3 2 5	4 3	9	2	4	0	0 2	20
11	Rylee Langerman	17:08	1-3	1-2	0-0	2 2 4	2 0	3	0	0	2	0 0	1
24	Jersey Wollenbarger	12:47	1-3	0-1	0-0	1 2 3	0 0	2	0	0	0	1 0	1
30	Maryam Dauda	03:19	0-1	0-0	0-0	1 0 1	1 1	0	0	2	0	0 0	-2
Team						0 2 2	0	0	0	0	0	0	0
Totals			29-62	8-24	11-16	12 33 45	17 12	77	12	10	5	3 2	22

<



LSU

Official Basketball Box Score - Final
Arkansas at LSU
01/19/23 Maravich Assembly Center, Baton Rouge
2022-23 Women's Basketball

Game Time: 8:00 PM
Game Duration: 2:02
Attendance: 7,298

Officials: Denise Brooks, Angelica Sutfren, Tiffany Bird

Arkansas - 76

Record: 17-4 (4-2)

NO. Name	Min	FG M-A	3P M-A	FT M-A	Rebounds OR DR TOT	Fouls PF FD	TP	AS	TO	ST	Blocks BS BA	+/-
4 Erynn Barnum	F 28:39	7-14	1-4	5-5	1 6 7	4 5	20	1	3	1	2 2	-11
0 Saylor Poffenbarger	G 32:44	2-4	1-2	0-0	0 2 2	4 0	5	1	2	0	2 0	4
2 Samara Spencer	G 35:27	5-15	1-6	2-2	0 2 2	3 5	13	6	0	1	0 1	-13
34 Chrissy Carr	G 29:35	3-8	3-6	3-4	0 2 2	2 1	12	2	2	2	1 0	-13
43 Makayla Daniels	G 32:53	4-10	3-7	0-0	0 3 3	1 3	11	3	3	4	0 1	-8
11 Rylee Langerman	14:59	0-2	0-1	0-0	0 2 2	1 0	0	0	0	1	0 0	14
24 Jersey Wollenbarger	12:46	2-3	0-0	0-0	1 2 3	3 0	4	0	1	0	0 1	4
30 Maryam Dauda	12:57	5-7	1-3	0-0	3 1 4	2 1	11	2	2	0	2 0	8
Team					0 1 1		0		1			
Totals		26-63	10-29	10-11	5 21 26	20 15	76	15	14	9	7 5	-3

Technical Fouls:NONE

Shooting By Period	
1 st FG%	6-17 33.3%
3PT%	4-12 33.3%
FT%	0-0 0%
2 nd FG%	5-17 29.4%
3PT%	1-6 16.7%
FT%	3-4 75%
3 rd FG%	10-17 58.8%
3PT%	2-5 40.0%
FT%	5-5 100%
4 th FG%	7-12 58.3%
3PT%	3-6 50.0%
FT%	2-2 100%
GM FG%	28-63 44.4%
3PT%	10-29 34.5%
FT%	10-11 90.9%

Dead Ball Rebounds: 1, 0

LSU - 79

Record: 19-0 (7-0)

NO. Name	Min	FG M-A	3P M-A	FT M-A	Rebounds OR DR TOT	Fouls PF FD	TP	AS	TO	ST	Blocks BS BA	+/-
0 LaDazhia Williams	F 30:14	5-14	0-0	1-3	5 7 12	5 2	11	1	1	3	3 1	11
10 Angel Reese	F 36:43	10-21	0-0	10-17	13 6 19	3 13	30	3	3	1	1 3	8
2 Jasmine Carson	G 31:07	3-7	2-4	2-2	0 2 2	3 2	10	4	2	0	0 0	7
4 Flau/jae Johnson	G 31:17	7-9	1-1	4-4	1 5 6	2 2	19	1	5	1	0 0	6
13 Last-Tear Poa	G 13:18	2-6	0-0	0-0	0 2 2	0 0	4	2	0	0	1 2	4
5 Sa'Myah Smith	04:52	0-0	0-0	0-0	0 1 1	0 0	0	0	2	0	0 0	-3
45 Alexis Morris	25:46	2-8	1-3	0-0	1 3 4	1 0	5	0	3	3	0 0	9
55 Kateri Poole	26:43	0-2	0-2	0-0	0 2 2	2 1	0	3	1	0	0 1	-9
Team					2 1 3		0		0			
Totals		29-67	4-10	17-26	22 29 51	16 20	79	14	17	10	5 7	3

Technical Fouls:Reese 3rd5:02

Shooting By Period	
1 st FG%	9-19 47.4%
3PT%	2-3 66.7%
FT%	2-4 50%
2 nd FG%	4-13 30.8%
3PT%	1-2 50.0%
FT%	1-1 100%
3 rd FG%	10-19 52.6%
3PT%	0-3 0.0%
FT%	3-5 60%
4 th FG%	6-16 37.5%
3PT%	1-2 50.0%
FT%	5-7 71.4%
GM FG%	29-67 43.3%
3PT%	4-10 40.0%
FT%	17-26 65.4%

Dead Ball Rebounds: 4, 1

	ARK	LSU
Biggest lead	3 (4 th 6:23)	14 (1 st 5:12)
Best Scoring Run	7 (1 st 4:01)	7 (1 st 9:05)
Lead Changes	2	
Times Tied	2	
Time with Lead	03:56	35:15

Points from	ARK	LSU
Turnovers	13	10
Paint	34	42
Second Chance	10	23
Fast Breaks	20	12
Bench	15	5

Period by Period Scoring	1st	2nd	3rd	4th	TOT
ARK	16	14	27	19	76
LSU	22	16	23	18	79

#SIDEBYSIDE



Official Basketball Box Score - Final
Arkansas at South Carolina
01/22/23 Colonial Life Arena, Columbia
2022-23 Women's Basketball

Game Time: 3:00 PM
Game Duration: 1:50
Attendance: 13,349

Officials: Dee Kanter, Meadow Overstreet, Timothy Greene

Arkansas - 46

Record: 17-5 (4-3)

NO. Name	Min	FG M-A	3P M-A	FT M-A	Rebounds OR DR TOT	Fouls PF FD	TP	AS	TO	ST	Blocks BS BA	+/-
4 Erynn Barnum	F 20:00	3-11	0-3	5-6	0 2 2	2 6	11	2	2	2	0 4	-19
0 Saylor Poffenbarger	G 27:14	0-3	0-1	0-0	0 1 1	1 0	0	2	2	0	1 0	-30
2 Samara Spencer	G 29:26	7-15	1-3	0-0	0 1 1	0 2	15	1	0	0	1 3	-45
34 Chrissy Carr	G 23:39	2-8	2-7	0-0	0 2 2	3 0	6	0	0	1	3 0	-31
43 Makayla Daniels	G 28:36	2-10	2-8	1-2	0 0 0	4 1	7	0	0	1	0 0	-31
11 Rylee Langerman	20:05	0-1	0-1	0-0	1 1 2	4 0	0	0	1	0	0 0	-18
30 Maryam Dauda	19:02	2-8	0-4	1-1	0 2 2	2 3	5	0	1	0	2 0	-22
24 Jersey Wollenbarger	19:13	1-4	0-2	0-0	0 3 3	1 0	2	1	2	0	2 1	-21
55 Emrie Ellis	12:45	0-1	0-1	0-0	0 0 0	1 1	0	0	0	0	0 0	-13
Team					1 3 4		0		1			
Totals		17-61	5-30	7-9	2 15 17	18 13	46	6	9	4	9 8	-46

Technical Fouls:NONE

Shooting By Period	
1 st FG%	5-18 27.8%
3PT%	3-10 30.0%
FT%	4-5 80%
2 nd FG%	3-15 20.0%
3PT%	0-5 0.0%
FT%	1-1 100%
3 rd FG%	4-13 30.8%
3PT%	1-6 16.7%
FT%	1-2 50%
4 th FG%	5-15 33.3%
3PT%	1-9 11.1%
FT%	1-1 100%
GM FG%	17-61 27.9%
3PT%	5-30 16.7%
FT%	7-9 77.8%

Dead Ball Rebounds: 2, 1

South Carolina - 92

Record: 20-0 (8-0)

NO. Name		Min	FG M-A	3P M-A	FT M-A	Rebounds OR DR TOT	Fouls PF FO	TP	AS	TO	ST	Blocks BS BA	+/-
4 Aliyah Boston	F	22:58	5-11	0-1	3-3	7 7 14	1 3	13	3	0	0	1 1	32
5 Victoria Saxton	F	18:04	1-7	0-0	2-2	4 1 5	1 1	4	1	2	1	0 2	23
1 Zia Cooke	G	24:25	8-11	4-5	4-4	1 1 2	1 2	24	3	1	0	0 1	32
12 Brea Beal	G	21:25	1-7	1-1	2-2	0 3 3	0 1	5	0	1	0	0 3	28
41 Kierra Fletcher	G	15:13	2-4	1-1	4-4	0 3 3	2 2	8	1	0	0	1 0	24
10 Kamilla Cardoso		15:08	3-8	0-0	6-8	8 16	1 4	12	2	0	3	0 24	
25 Raven Johnson		16:50	2-3	0-0	0-0	0 3 3	2 0	4	1	2	1	0 1	18
2 Ashlyn Watkins		12:27	3-4	0-0	0-0	2 2 4	1 0	6	0	1	2	1 0	5
15 Laetitia Amihore		19:29	2-7	0-0	5-6	1 5 6	2 4	9	3	2	0	0 0	19
23 Bree Hall		12:40	0-3	0-0	1-2	2 1 3	0 1	1	1	0	0	0 1	8
21 Chloe Kitts		09:58	0-4	0-0	0-0	1 3 4	0 0	0	1	0	0	0 0	9
20 Sania Feagin		09:45	3-7	0-0	0-0	2 1 3	2 0	6	0	0	1	1 1	6
0 Olivia Thompson		01:38	0-0	0-0	0-0	0 0 0	0 0	0	0	0	0	0 0	2
Team						4 4 8		0		0			
Totals			30-76	5-8	27-33	32 42 74	13 18	92	14	11	5	8 9	46

Technical Fouls:NONE

	ARK	USC
Biggest lead	1 (1 st 9:27)	48 (4 th 3:12)
Best Scoring Run	5 (4 th 6:58)	15 (2 nd 3:24)
Lead Changes	4	
Times Tied	0	
Time with Lead	00:38	39:03

Points from	ARK	USC
Turnovers	4	13
Paint	22	40
Second Chance	0	37
Fast Breaks	10	15
Bench	7	38

Period by Period Scoring	1st	2nd	3rd	4th	TOT
ARK	17	7	10	12	46
USC	25	28	24	15	92



Official Basketball Box Score - Final
Alabama at Arkansas
01/26/23 Bud Walton Arena, Fayetteville
2022-23 Women's Basketball

Game Time: 6:00 PM
Game Duration: 2:03
Attendance: 3,306

Officials: Roy Gubeyan, Brian Garland, Karen Presto

Alabama - 69

Record: 16-5 (3-3)

NO. Name	Min	FG M-A	3P M-A	FT M-A	Rebounds OR DR TOT	Fouls PF FD	TP	AS	TO	ST	Blocks BS BA	+/-
31 Jada Rice	C 29:23	3-7	0-0	6-6	0 7 7	4 3	12	1	6	1	2 0	4
3 Sarah Ashlee Barker	G 18:23	1-2	0-0	0-0	0 1 1	4 1	2	5	5	2	0 0	-7
5 Hannah Barber	G 34:31	3-5	2-3	0-0	1 1 2	3 2	8	3	4	4	0 0	4
23 Brittany Davis	G 36:19	9-15	4-7	0-0	0 4 4	4 1	22	1	1	2	0 1	-3
32 Aaliyah Nye	G 26:40	2-5	1-4	2-2	0 3 3	4 2	7	1	0	3	1 0	6
10 Ryan Cobbins	26:05	2-2	0-0	0-0	0 4 4	2 0	4	1	2	1	0 0	10
0 Loyal McQueen	12:36	2-8	0-1	3-4	0 0 0	4 3	7	3	1	0	0 2	-4
13 JeAnna Cunningham	04:33	1-1	0-0	0-0	0 0 0	2 0	2	0	0	0	0 0	1
22 Karly Weathers	11:30	2-5	1-2	0-0	1 1 2	1 2	5	0	0	1	0 1	4
Team					3 4 7		0		2			
Totals		25-50	8-17	11-12	5 25 30	28 14	69	15	21	14	3 4	3

Technical Fouls:NONE

Shooting By Period	
1 st FG%	7-11 63.6%
3PT%	4-4 100.0%
FT%	0-0 0%
2 nd FG%	6-12 50.0%
3PT%	2-7 28.6%
FT%	4-4 100%
3 rd FG%	5-13 38.5%
3PT%	1-3 33.3%
FT%	4-4 100%
4 th FG%	7-14 50.0%
3PT%	1-3 33.3%
FT%	3-4 75%
GM FG%	25-50 50.0%
3PT%	8-17 47.1%
FT%	11-12 91.7%

Dead Ball Rebounds: 1, 0

Arkansas - 66

Record: 17-6 (4-4)

NO. Name	Min	FG M-A	3P M-A	FT M-A	Rebounds OR DR TOT	Fouls PF FD	TP	AS	TO	ST	Blocks BS BA	+/-
4 Erynn Barnum	F 33:58	8-14	0-1	4-6	4 5 9	4 7	20	0	2	2	0 1	4
0 Saylor Poffenbarger	G 38:21	3-9	3-5	3-4	2 3 5	2 5	12	3	5	0	2 1	2
2 Samara Spencer	G 34:53	4-10	2-3	2-2	0 2 2	2 5	12	2	7	2	0 0	-3
34 Chrissy Carr	G 24:37	2-6	2-4	0-0	0 2 2	3 1	6	2	1	1	1 0	5
43 Makayla Daniels	G 39:02	2-10	1-6	8-10	1 5 6	2 9	13	5	5	2	1 0	-3
11 Rylee Langerman	15:23	0-2	0-1	0-0	0 0 0	1 0 0	0	0	0	1	0 1	-6
23 Jersey Wolfenbarger	07:44	0-0	0-0	0-0	0 0 0	0 0 0	0	0	0	0	0 0	-7
30 Maryam Dauda	06:02	1-3	0-1	1-1	0 0 0	0 1 3	0	0	0	1	0 0	-7
Team					4 1 5			0	0			
Totals		20-54	8-21	18-23	11 18 29	14 28	66	12	20	9	4 3	-3

#SIDEBYSIDE



Official Basketball Box Score - Final
Arkansas at Auburn
02/05/23 Neville Arena, Auburn, Ala.
2022-23 Women's Basketball

Game Time: 2:00 PM
Game Duration: 2:17
Attendance: 2,569

Officials: Brian Hall, Natasha Camy, Carla Fountain

Arkansas - 54

Record: 18-7 (5-5)

NO.	Name	Min	FG M-A	3P M-A	FT M-A	Rebounds OR DR TOT	Fouls PF FD	TP	AS	TO	ST	Blocks BS BA	+/-
4	Erynn Barnum	F 28:42	5-12	0-0	4-9	6 3 9	3 5	14	0	4	1	0	2 -2
0	Saylor Poffenbarger	G 37:57	3-10	1-5	3-6	0 10 10	5 4	10	1	3	1	0	0 3
2	Samara Spencer	G 35:48	1-8	0-4	5-6	0 6 6	3 5	7	4	7	1	0	1 1
34	Chrissy Carr	G 24:45	2-7	1-4	2-4	2 1 3	4 4	7	1	1	1	0	1 -8
43	Makayla Daniels	G 39:14	2-12	1-8	6-10	0 4 4	4 7	11	0	1	3	0	0 4
11	Rylee Langerman	13:57	0-1	0-1	1-2	0 1 1	4 1	1	1	1	1	0	0 2
24	Jersey Wollenbarger	08:11	1-1	0-0	2-2	1 1 2	2 1	4	0	0	0	0	0 8
30	Maryam Dauda	01:30	0-0	0-0	0-0	0 0 0	2 0	0	0	2	0	0	0 4
55	Emmie Ellis	08:48	0-1	0-1	0-0	0 2 2	0 0	0	0	0	0	1	0 1
22	Avery Hughes	00:08	0-0	0-0	0-0	0 0 0	0 0	0	0	0	0	0	0 2
Team						2 4 6				0			
Totals			14-52	3-23	23-39	11 32 43	27 27	54	7	19	8	1 4	3

Technical Fouls: NONE

Dead Ball Rebounds: 9, 0

Auburn - 51

Record: 13-9 (3-7)

NO.	Name	Min	FG M-A	3P M-A	FT M-A	Rebounds OR DR TOT	Fouls PF FD	TP	AS	TO	ST	Blocks BS BA	+/-
33	Kharyssa Richardson	F 19:08	2-3	0-0	1-2	2 3 5	3 3	5	0	2	0	1	0 -7
2	Sania Wells	G 09:23	0-3	0-1	0-0	0 2 2	0 2	0	0	2	0	0	0 -6
3	Jakayla Johnson	G 24:23	4-6	1-1	0-2	0 1 1	4 1	9	0	5	0	0	0 3
5	Aicha Coulibaly	G 26:19	0-8	0-1	1-4	2 4 6	2 6	1	2	5	2	0	0 -11
23	Honesty Scott-Grayson	G 30:21	3-11	0-3	5-8	0 3 3	5 5	11	2	1	2	0	0 -5
11	Romi Levy	19:43	3-5	0-2	3-4	1 4 5	3 2	9	1	1	1	0	0 10
10	Sydney Shaw	15:29	2-7	0-4	0-0	0 1 1	3 2	4	0	0	1	0	0 -10
4	Kaitlyn Duhon	24:30	2-6	0-2	2-4	2 5 7	2 4	6	1	2	1	2	0 5
1	Mya Pratcher	13:04	0-3	0-0	0-0	0 6 6	1 0	0	0	0	0	1	1 3
12	Mar'shaun Bostic	14:11	2-4	0-0	2-3	1 1 2	4 2	6	1	1	1	0	0 5
20	Oyindamola Akinbolawa	03:29	0-0	0-0	0-0	0 0 0	0 0	0	0	1	1	0	0 -2
Team						0 2 2				0			
Totals			18-56	1-14	14-27	8 32 40	27 27	51	7	22	8	4 1	-3

Technical Fouls: NONE

Dead Ball Rebounds: 10, 2

	ARK	AUB
Biggest lead	15 (2 nd 7:14)	0 (1 st 10:00)
Best Scoring Run	8 (2 nd 7:14)	6 (2 nd 3:41)
Lead Changes	0	
Times Tied	2	
Time with Lead	36:06	00:00
Points from Turnovers	12	8
Paint	20	16
Second Chance	10	8
Fast Breaks	7	9
Bench	5	25
Period by Period Scoring		
1st	16	10
2nd	16	10
3rd	16	10
4th	12	51



Official Basketball Box Score - Final
Arkansas at Vanderbilt
02/09/23 Memorial Gymnasium, Nashville
2022-23 Women's Basketball

Game Time: 8:00 PM
Game Duration: 2:08
Attendance: 1,978

Officials: Pualani Spurlock-Welsh, Frank Steratore, Eric Brewton

Arkansas - 70

Record: 18-8 (5-6)

NO.	Name	Min	FG M-A	3P M-A	FT M-A	Rebounds OR DR TOT	Fouls PF FD	TP	AS	TO	ST	Blocks BS BA	+/-
4	Erynn Barnum	F 25:33	4-8	0-0	4-4	6 1 7	4 2	12	0	5	1	1	2 -8
0	Saylor Poffenbarger	G 30:42	3-6	0-3	1-2	0 1 1	5 1	7	1	1	0	1	0 -4
2	Samara Spencer	G 37:31	1-8	0-2	0-0	0 4 4	2 4	2	4	3	1	0	0 -9
34	Chrissy Carr	G 36:48	7-13	3-8	1-2	1 4 5	3 1	18	0	2	1	0	0 -7
43	Makayla Daniels	G 37:22	11-23	4-11	5-6	0 3 3	4 7	31	1	0	3	1	1 -5
11	Rylee Langerman	10:41	0-0	0-0	1-3	4 1	1 0	1	1	1	0	0	0 -2
24	Jersey Wollenbarger	06:58	0-2	0-2	0-0	0 0 0	0 0	0	0	0	0	0	0 -5
55	Emmie Ellis	14:27	0-2	0-0	0-2	3 2 5	3 1	0	1	1	0	0	1 0
Team						1 1 2				0			
Totals			26-62	7-26	11-16	12 19 31	22 17	70	8	15	6	3 4	-8

Technical Fouls: NONE

Dead Ball Rebounds: 4, 0

Vanderbilt - 78

Record: 11-14 (2-9)

NO.	Name	Min	FG M-A	3P M-A	FT M-A	Rebounds OR DR TOT	Fouls PF FD	TP	AS	TO	ST	Blocks BS BA	+/-
35	Sacha Washington	F 28:45	8-12	0-0	0-0	4 4 8	3 2	16	1	3	2	3	1 16
11	Ciaja Harbison	G 40:00	5-15	0-3	6-11	1 2 3	2 7	16	8	7	4	0	1 8
14	Marnelle Garraud	G 40:00	6-12	4-8	3-3	2 5 7	3 3	19	0	1	0	0	0 8
21	Bella LaChance	G 40:00	3-6	1-2	0-0	2 2 2	2 2	7	1	1	1	0	0 8
24	Ryanne Allen	G 33:44	2-6	2-5	6-6	1 5 6	2 5	12	2	1	0	1	1 10
5	Yaubryon Chambers	06:53	1-2	0-0	0-0	0 1 1	4 1	2	0	2	0	0	0 -8
12	Demi Washington	10:38	2-3	0-0	2-2	0 2 2	1 2	6	0	0	0	0	0 -2
Team						5 3 8				0			
Totals			27-56	7-18	17-22	13 24 37	17 22	78	12	16	7	4 3	8

Technical Fouls: NONE

Dead Ball Rebounds: 2, 1

	ARK	VAN
Biggest lead	2 (1 st 8:47)	10 (4 th 5:39)
Best Scoring Run	8 (2 nd 8:55)	7 (1 st 5:48)
Lead Changes	7	
Times Tied	1	
Time with Lead	01:54	36:53
Points from Turnovers	18	16
Paint	36	36
Second Chance	8	14
Fast Breaks	6	8
Bench	0	8
Period by Period Scoring		
1st	18	16
2nd	13	19
3rd	17	21
4th	7	78



Official Basketball Box Score - Final
Missouri at Arkansas
02/12/23 Bud Walton Arena, Fayetteville
2022-23 Women's Basketball

Game Time: 2:00 PM
Game Duration: 1:45
Attendance: 4,492

Officials: Dee Kanter, William (Billy) Smith, Kylene Galloway

Missouri - 33

Record: 15-10 (4-8)

NO.	Name	Min	FG M-A	3P M-A	FT M-A	Rebounds OR DR TOT	Fouls PF FD	TP	AS	TO	ST	Blocks BS BA	+/-
20	Sarah Linthacum	F 10:58	0-0	0-0	1-2	1 3 4	2 1	1	0	0	0	0	0 -5
43	Hayley Frank	F 39:06	4-11	0-2	0-0	2 3 5	1 3	8	1	1	2	0	3 -31
1	Lauren Hansen	G 26:58	2-6	0-2	0-0	0 1 1	1 1	4	1	2	1	0	1 -29
4	Mama Dembele	G 23:17	2-6	0-2	1-1	1 1 2	0 2	5	0	3	1	0	0 -14
13	Haley Troup	G 26:00	0-4	0-3	2-2	0 1 1	3 2	2	1	4	0	0	0 -24
2	Sara-Rose Smith	02:01	0-0	0-0	0-0	0 0 0	0 0	0	0	0	0	0	0 0
10	Katlyn Gilbert	17:47	2-6	0-3	1-4	0 2 2	1 2	5	0	3	2	0	0 -4
24	Ashton Judd	23:40	1-7	1-3	1-2	0 2 2	1 1	4	2	2	4	0	1 -12
32	Jayla Kelly	07:19	0-1	0-0	0-0	0 0 0	0 3	0	0	1	0	0	0 -10
21	Averi Kroenke	21:53	2-5	0-0	0-0	1 0 1	3 0	4	0	2	1	2	1 -8
40	Micah Linthacum	01:01	0-0	0-0	0-0	0 0 0	1 0	0	0	1	1	0	0 -3
Team						4 3 7				0			
Totals			13-46	1-15	6-11	9 16 25	16 12	33	5	22	11	2 6	-28

Technical Fouls: NONE

Dead Ball Rebounds: 5, 0

Arkansas - 61

Record: 19-6 (6-6)

NO.	Name	Min	FG M-A	3P M-A	FT M-A	Rebounds OR DR TOT	Fouls PF FD	TP	AS	TO	ST	Blocks BS BA	+/-
4	Erynn Barnum	F 29:36	4-7	1-3	5-6	4 5 9	3 5	14	2	12	0	3	0 19
0	Saylor Poffenbarger	G 35:46	2-9	1-3	1-2	0 2 2	2 1	6	0	1	0	1	1 28
2	Samara Spencer	G 28:10	2-6	0-3	2-2	0 2 2	0 1	6	2	1	2	0	0 27
34	Chrissy Carr	G 23:46	6-10	5-7	1-1	1 4 5	2 2	18	0	0	1	0	1 28
43	Makayla Daniels	G 35:32	3-9	1-4	4-5	1 2 3	1 6	11	3	2	3	1	0 23
55	Emmie Ellis	08:16	0-1	0-1	0-0	0 3 3	1 0	0	1	0	0	0	0 12
11	Rylee Langerman	13:28	1-2	1-2	0-0	1 3 4	1 0	3	1	1	1	0	0 12
24	Jersey Wollenbarger	18:20	1-1	0-0	1-1	0 1 1	0 1	3	0	0	0	1	0 4
22	Avery Hughes	02:08	0-0	0-0	0-0	0 0 0	1 0	0	0	1	0	0	0 -4
30	Maryam Dauda	02:08	0-0	0-0	0-0	0 0 0	1 0	0	0	0	0	0	0 -3
20	Karley Johnson	01:25	0-0	0-0	0-0	0 0 0	0 0	0	0	0	0	0	0 -3
21	Loren Lindsey	01:25	0-0	0-0	0-0	0 0 0	0 0	0	0	0	0	0	0 -3
Team						1 2 3				0			
Totals			19-45	9-23	14-17	8 24 32	12 16	61	9	21	7	6 2	-28

Technical Fouls: NONE

Dead Ball Rebounds: 5, 0

	MIZ	ARK
Biggest lead	2 (1 st 9:24)	32 (4 th 8:50)
Best Scoring Run	4 (2 nd 1:39)	12 (4 th 9:28)
Lead Changes	1	
Times Tied	1	
Time with Lead	00:54	37:38
Points from Turnovers	16	24
Paint	18	18
Second Chance	8	5
Fast Breaks	4	5
Bench	13	6
Period by Period Scoring		
1st	6	7
2nd	7	5
3rd	15	15
4th	13	61



Official Basketball Box Score - Final
Tennessee at Arkansas
02/16/23 Bud Walton Arena, Fayetteville
2022-23 Women's Basketball</



Official Basketball Box Score - Final
Arkansas at Georgia
02/19/23 Stegeman Coliseum, Athens
2022-23 Women's Basketball

Game Time: 12:00 PM
Game Duration: 1:40
Attendance: 4,109

Officials: Gina Cross, Joseph Vaszily, Teresa Stuck

Arkansas - 48

Record: 19-10 (6-8)

NO.	Name	Min	FG M-A	3P M-A	FT M-A	Rebounds OR DR TOT	Fouls PF FD	TP	AS	TO	ST	Blocks BS BA	+/
4	Erynn Barnum	F 27:03	6-12	0-0	4-5	4 3 7	1 4	16	0	2	0	1 0	-19
0	Saylor Poffenbarger	G 35:29	3-11	0-6	0-0	0 7 7	3 1	6	3	2	1	0 0	-26
2	Samara Spencer	G 36:05	0-8	0-8	0-0	0 0 0	2 0	0	2	5	1	0 0	-20
34	Chrissy Carr	G 32:52	7-16	5-13	2-2	0 0 0	1 2	21	1	1	1	0 0	-9
43	Makayla Daniels	G 31:28	1-7	0-5	1-1	2 2 4	3 2	3	6	3	0	0 1	-20
11	Rylee Langerman	12:27	0-0	0-0	0-0	1 0 1	2 0	0	0	1	0	0 0	-6
24	Jersey Wollenbarger	11:39	0-2	0-1	0-0	0 2 2	0 0	0	1	1	0	0 0	-11
55	Emrie Ellis	12:57	0-0	0-0	2-2	0 3 3	1 1	2	0	0	0	0 0	-4
Team						3 0 3	0	2					
Totals			17-56	5-33	9-10	10 17 27	15 10 48	13 17	3	1	1	23	

Technical Fouls:Coach 4th5:26Coach 4th5:26

Dead Ball Rebounds: 2, 0

Georgia - 71

Record: 19-9 (9-6)

NO.	Name	Min	FG M-A	3P M-A	FT M-A	Rebounds OR DR TOT	Fouls PF FD	TP	AS	TO	ST	Blocks BS BA	+/
20	Jordan Isaacs	F 21:12	1-2	0-0	2-2	1 6 7	3 1	4	1	0	0	1 0	11
24	Brittney Smith	F 25:04	4-9	0-0	1-3	1 5 6	3 2	9	2	1	0	0 0	16
1	Chloe Chapman	G 16:57	2-7	0-0	0-0	0 1 1	0 0	4	3	1	1	0 0	1
3	Diamond Battles	G 35:56	5-9	0-2	3-4	1 2 3	1 1	13	6	3	0	0 1	24
31	Audrey Warren	G 40:00	6-9	2-5	0-0	1 2 3	0 4	14	5	1	2	0 0	23
35	Javyn Nicholson	31:11	10-15	0-0	2-2	5 2 7	1 2	22	1	4	4	0 0	20
23	Alisha Lewis	27:07	2-3	0-0	1-1	0 3 3	2 3	5	3	3	0	0 0	21
22	Malury Bates	02:33	0-2	0-0	0-0	0 0 0	0 0	0	0	1	0	0 0	-1
Team						0 6 6	0	1					
Totals			30-56	2-7	9-12	9 27 36	10 13 71	21 15	10	1	1	23	

Technical Fouls:NONE

Dead Ball Rebounds: 2, 1

	ARK	UGA
Biggest lead	1 (1 st 8:35)	25 (4 th 2:37)
Best Scoring Run	7 (2 nd 7:53)	16 (4 th 2:37)
Lead Changes	2	
Times Tied	3	
Time with Lead	00:51	37:13

Points from Turnovers	ARK	UGA
	14	18
Paint	18	38
Second Chance	11	18
Fast Breaks	0	5
Bench	2	27

Period by Period Scoring	1st	2nd	3rd	4th	TOT
ARK	11	16	13	8	48
UGA	15	16	17	23	71



Official Basketball Box Score - Final
Arkansas at Mississippi St.
02/23/23 Humphrey Coliseum, Starkville
2022-23 Women's Basketball

Game Time: 8:02 PM
Game Duration: 1:56
Attendance: 4,940

Officials: Michael McConnell, Sal Esho, Fatou Cissoko-Stephens

Arkansas - 73

Record: 19-11 (6-9)

NO.	Name	Min	FG M-A	3P M-A	FT M-A	Rebounds OR DR TOT	Fouls PF FD	TP	AS	TO	ST	Blocks BS BA	+/
4	Erynn Barnum	F 20:04	3-8	0-1	3-3	2 3 5	3 3	9	1	2	1	0 1	-17
0	Saylor Poffenbarger	G 32:31	2-8	1-3	2-3	1 10 11	2 3	7	0	0	1	1 1	-17
2	Samara Spencer	G 32:01	8-14	4-7	5-13	0 2 2	5 10	25	1	2	3	0 1	-23
34	Chrissy Carr	G 27:58	3-13	0-8	3-4	3 1 4	1 2	9	0	0	0	0 1	-15
43	Makayla Daniels	G 31:28	5-13	3-8	4-4	0 2 2	4 3	17	4	3	1	0 0	-8
55	Emrie Ellis	05:06	0-1	0-1	0-0	0 0 0	0 2	0	0	1	0	0 0	-3
11	Rylee Langerman	16:48	0-1	0-1	2-2	0 1 1	1 1	2	1	0	1	0 0	1
24	Jersey Wollenbarger	19:14	0-2	0-2	2-4	6 1 1	1 0	0	0	0	0	0 0	6
30	Maryam Dauda	14:50	2-5	0-1	0-0	3 3 6	4 0	4	0	2	0	1 0	6
Team						1 2 3	0	0					
Totals			23-65	8-32	19-31	12 28 40	23 23	73	7	10	7	2 4	-14

Technical Fouls:NONE

Dead Ball Rebounds: 5, 0

Mississippi St. - 87

Record: 20-9 (9-6)

NO.	Name	Min	FG M-A	3P M-A	FT M-A	Rebounds OR DR TOT	Fouls PF FD	TP	AS	TO	ST	Blocks BS BA	+/
4	Jessika Carter	F 27:44	5-8	0-0	6-11	2 11 13	3 8	16	3	2	0	1 0	10
21	Debraasha Powe	F 21:24	2-6	1-5	0-2	0 6 6	2 1	5	0	1	0	0 0	17
0	Anastasia Hayes	G 28:36	2-6	0-1	4-4	1 4 5	2 3	8	6	1	1	0 1	11
1	Ahlana Smith	G 31:25	4-8	3-5	2-2	0 5 5	4 1	13	3	3	0	0 1	9
2	Jerkaila Jordan	G 25:28	6-12	3-7	4-4	2 1 3	3 2	19	4	0	2	1 0	25
22	Charlotte Kohl	03:33	0-0	0-0	0-0	0 1 1	0 1	0	0	0	0	0 0	-7
25	Denae Carter	09:43	1-1	0-0	0-0	2 2 3	3 0	2	0	5	0	0 0	7
3	Asianae Johnson	17:26	2-5	0-0	4-5	0 1 1	1 4	8	2	0	1	0 0	5
11	Kourtney Weber	17:16	4-5	2-3	1-1	1 1 1	1 1	11	0	1	0	0 0	-8
23	Ramari Parker	17:25	2-6	1-2	0-0	1 4 5	4 2	5	0	0	0	2 0	1
Team						1 1 2	0	0					
Totals			28-57	10-23	21-29	7 37 44	23 23	87	18	13	4	4 2	14

Technical Fouls:NONE

Dead Ball Rebounds: 2, 0

	ARK	MSU
Biggest lead	0 (1 st 10:00)	28 (3 rd 8:08)
Best Scoring Run	12 (4 th 9:06)	13 (1 st 1:01)
Lead Changes	0	
Times Tied	0	
Time with Lead	00:00	39:35

Points from Turnovers	ARK	MSU
	28	34
Paint	28	34
Second Chance	13	11
Fast Breaks	13	11
Bench	6	26

Period by Period Scoring	1st	2nd	3rd	4th	TOT
ARK	9	21	19	24	73
MSU	25	24	19	19	87



Official Basketball Box Score - Final
Texas A&M at Arkansas
02/26/23 Bud Walton Arena, Fayetteville
2022-23 Women's Basketball

Game Time: 11:00 AM
Game Duration: 1:55
Attendance: 4,408

Officials: Roy Gubeyan, Tiffany Bird, Reyna Seales

Texas A&M - 65

Record: 7-19 (2-14)

NO.	Name	Min	FG M-A	3P M-A	FT M-A	Rebounds OR DR TOT	Fouls PF FD	TP	AS	TO	ST	Blocks BS BA	+/
13	Jada Malone	F 19:51	3-9	0-0	3-4	5 1 6	4 5	9	1	2	0	0 3	-7
32	Aaliyah Patty	F 27:40	2-7	1-3	1-2	0 5 5	0 2	6	1	3	1	1 0	-22
00	Sydney Bowles	G 31:27	5-11	4-8	0-0	0 2 2	1 1	14	0	2	1	1 0	-10
4	Kay Kay Green	G 24:20	3-6	1-2	0-0	0 1 1	4 1	7	0	2	0	0 0	-13
24	Sahara Jones	G 28:50	1-3	0-1	7-10	1 3 4	2 5	9	2	1	1	0 0	-19
2	Janiah Barker	22:51	5-9	1-1	6-11	2 4 6	1 7	17	1	0	0	0 1	-5
21	Eriny Kindred	09:38	1-2	0-0	1-2	2 4 6	4 1	3	0	2	0	0 0	8
23	McKinzie Green	24:36	0-1	0-1	0-0	0 2 2	1 1	0	3	0	0	0 0	4
3	Tineya Hylton	10:47	0-6	0-3	0-0	0 0 0	1 0	0	1	0	0	0 2	-1
Team						3 3 6	0	0					
Totals			20-54	7-19	18-29	13 25 38	18 23 65	9 12	3	2	6	13	

Technical Fouls:NONE

Dead Ball Rebounds: 5, 1

Arkansas - 78

Record: 20-11 (7-9)

NO.	Name	Min	FG M-A	3P M-A	FT M-A	Rebounds OR DR TOT	Fouls PF FD	TP	AS	TO	ST	Blocks BS BA	+/
4	Erynn Barnum	F 23:42	3-7	1-2	5-10	2 3 5	4 6	12	1	1	1	1 0	10
0	Saylor Poffenbarger	G 29:49	3-6	3-5	0-0	0 4 4	5 1	9	5	1	2	1 0	16
2	Samara Spencer	G 35:32	7-15	3-8	2-5	1 4 5	0 3	19	5	3	0	0 1	13
34	Chrissy Carr	G 32:01	3-8	2-6	0-0	0 6 6	5 0	8	0	2	0	0 1	17
43	Makayla Daniels	G 34:13	2-8	2-6	6-8	2 2 4	1 6	12	4	0	0	2 0	10
11	Rylee Langerman	11:13	0-2	0-2	0-0	1 1 2	1 0	0	0	0	0	0 0	-3
55	Emrie Ellis	12:04	3-4	1-2	0-0	2 1 3	4 1	7	0	2	0	2 0	7
24	Jersey Wollenbarger	16:50	4-7	1-3	0-0	1 2 3	1 0	9	0	0	1	0 0	-1
30	Maryam Dauda	04:14	0-0	0-0	2-2	0 0 0	2 1	2	0	0	0	0 0	-4
22	Avery Hughes	00:22	0-0	0-0	0-0	0 0 0	0 0	0	0	0	0	0 0	0
Team						2 1 3	0	0					
Totals			25-57	13-34	15-25	11 24 35	23 18 78	15 9	4	6	2	13	

Technical Fouls:NONE



















Dead Ball Rebounds: 5, 3

	TAMU	ARK
Biggest lead	0 (1 st 10:00)	23 (3 rd 4:59)
Best Scoring Run	7 (3 rd 1:07)	8 (3 rd 8:00)
Lead Changes	0	
Times Tied	0	
Time with Lead	00:00	38:59

Points from Turnovers	TAMU	ARK
	8	12
Paint	14	22
Second Chance	16	6
Fast Breaks	1	3
Bench	20	18

Period by Period Scoring	1st	2nd	3rd	4th	TOT
TAMU	10	15	21	19	65
ARK	20	16	24	18	78

TV/RADIO CHART

0		<div>Saylor Poffenbarger</div> <div>R-Fr. G TR 6-2 Middletown, Md. UConn Major: Recreation & Sport Management</div>	<table><tr><th></th><th>GP-GS</th><th>PPG</th><th>RPG</th><th>APG</th><th>MPG</th></tr><tr><td>Season</td><td>31-31</td><td>8.7</td><td>6.6</td><td>2.3</td><td>32.4</td></tr><tr><td>Career</td><td>43-31</td><td>6.4</td><td>4.9</td><td>1.7</td><td>24.1</td></tr></table>		GP-GS	PPG	RPG	APG	MPG	Season	31-31	8.7	6.6	2.3	32.4	Career	43-31	6.4	4.9	1.7	24.1	<ul style="list-style-type: none">Tabbed All-SEC Freshman TeamComing off nine points, five assists & four rebounds vs. Texas A&MHer four double-doubles is most since Taylah Thomas in 2019-20No. 2 in single season defensive rebounds at Arkansas (180)Five-time SEC Freshman of the Week, which leads the leagueA versatile player who can be put in positions one through fiveNo. 4 in defensive rebounds/gm (5.8) and 12 in rebounds in SEC
	GP-GS	PPG	RPG	APG	MPG																	
Season	31-31	8.7	6.6	2.3	32.4																	
Career	43-31	6.4	4.9	1.7	24.1																	
2		<div>Samara Spencer</div> <div>So. G 1L 5-7 Fort Lauderdale, Fla. St. Thomas Aquinas Major: Recreation & Sport Management</div>	<table><tr><th></th><th>GP-GS</th><th>PPG</th><th>RPG</th><th>APG</th><th>MPG</th></tr><tr><td>Season</td><td>31-31</td><td>14.0</td><td>3.8</td><td>4.3</td><td>33.9</td></tr><tr><td>Career</td><td>62-58</td><td>13.1</td><td>3.7</td><td>3.7</td><td>31.9</td></tr></table>		GP-GS	PPG	RPG	APG	MPG	Season	31-31	14.0	3.8	4.3	33.9	Career	62-58	13.1	3.7	3.7	31.9	<ul style="list-style-type: none">Led team in scoring two straight games, 19 pts w/ 5 asts vs. TAMULogged career-high 32 points w/ 6 3-pointers on her b-day vs. ORUNo. 3 in assists, 5 in free throw attempts (150) and No. 16 in scoring in SEC, and No. 48 in total assists (133) in NCAANamed SEC Freshman of the Year, first for Arkansas since 2009Won SEC Freshman of the Week four times last seasonLed St. Thomas to state title as a senior
	GP-GS	PPG	RPG	APG	MPG																	
Season	31-31	14.0	3.8	4.3	33.9																	
Career	62-58	13.1	3.7	3.7	31.9																	
4		<div>Erynn Barnum</div> <div>R-Sr. F 3L 6-2 Little Rock, Ark. Little Rock Central Major: Recreation & Sport Management</div>	<table><tr><th></th><th>GP-GS</th><th>PPG</th><th>RPG</th><th>APG</th><th>MPG</th></tr><tr><td>Season</td><td>31-31</td><td>16.3</td><td>6.6</td><td>1.8</td><td>27.0</td></tr><tr><td>Career</td><td>108-41</td><td>9.5</td><td>5.1</td><td>0.8</td><td>18.4</td></tr></table>		GP-GS	PPG	RPG	APG	MPG	Season	31-31	16.3	6.6	1.8	27.0	Career	108-41	9.5	5.1	0.8	18.4	<ul style="list-style-type: none">One of 10 for Katrina McClain Award & All-SEC Second TeamRegistered 12 points and five rebounds vs. Texas A&MReached 1,000 points at Georgia and 500 rebounds at Miss. StateRecorded career-high 37 points vs. Ole Miss, 7th most points scoredNever had a 20-point game prior to this year and now has nineLeads SEC in FG percentage (.573) and No. 7 in scoring and 11 in rebounds in the league, and No. 21 nationally in FG percentage
	GP-GS	PPG	RPG	APG	MPG																	
Season	31-31	16.3	6.6	1.8	27.0																	
Career	108-41	9.5	5.1	0.8	18.4																	
11		<div>Rylee Langerman</div> <div>Jr. G 2L 5-9 Norman, Okla. Christian Heritage Major: Biology</div>	<table><tr><th></th><th>GP-GS</th><th>PPG</th><th>RPG</th><th>APG</th><th>MPG</th></tr><tr><td>Season</td><td>31-0</td><td>2.7</td><td>3.2</td><td>0.5</td><td>17.5</td></tr><tr><td>Career</td><td>76-7</td><td>2.6</td><td>3.1</td><td>0.7</td><td>16.4</td></tr></table>		GP-GS	PPG	RPG	APG	MPG	Season	31-0	2.7	3.2	0.5	17.5	Career	76-7	2.6	3.1	0.7	16.4	<ul style="list-style-type: none">Two-time SEC Community Service Team recipientRegistered 11 minutes with two rebounds against Texas A&MLogged 10 points, five rebounds and four steals vs. TulsaSplashed in 14 3-pointers this seasonHas been involved in several tie ups that have been big in gamesAppeared in all 32 games last seasonDominated vs. Mizzou for career-high 17 points (5-for-6 from 3-point)Averaged 3.2 points and 3.7 rebounds per game last season
	GP-GS	PPG	RPG	APG	MPG																	
Season	31-0	2.7	3.2	0.5	17.5																	
Career	76-7	2.6	3.1	0.7	16.4																	
13		<div>Sasha Goforth</div> <div>R-So. G 1L 6-1 Fayetteville, Ark. Oregon State Major: Human Development and Family Sciences</div>	<table><tr><th></th><th>GP-GS</th><th>PPG</th><th>RPG</th><th>APG</th><th>MPG</th></tr><tr><td>Season</td><td>N/A</td><td>N/A</td><td>N/A</td><td>N/A</td><td>N/A</td></tr><tr><td>Career</td><td>52-52</td><td>11.5</td><td>4.3</td><td>1.5</td><td>29.5</td></tr></table>		GP-GS	PPG	RPG	APG	MPG	Season	N/A	N/A	N/A	N/A	N/A	Career	52-52	11.5	4.3	1.5	29.5	<ul style="list-style-type: none">Won't see the floor this season, as she will be redshirtingHad a 4.0 with 18 credit hours during the fall semesterOnly Hog to start all 32 games last seasonOne of four players who averaged double digits in scoring, logging 11.5 points and 4.8 boards per game last seasonLed the team with 66 blocks, third most in program historyHighly recruited player out of Fayetteville HS, No. 7 nationally
	GP-GS	PPG	RPG	APG	MPG																	
Season	N/A	N/A	N/A	N/A	N/A																	
Career	52-52	11.5	4.3	1.5	29.5																	
15		<div>Ashlyn Sage</div> <div>R-Fr. G 1L 6-2 Weatherford, Okla. Weatherford Major: Psychology</div>	<table><tr><th></th><th>GP-GS</th><th>PPG</th><th>RPG</th><th>APG</th><th>MPG</th></tr><tr><td>Season</td><td>N/A</td><td>N/A</td><td>N/A</td><td>N/A</td><td>N/A</td></tr><tr><td>Career</td><td>15-0</td><td>1.2</td><td>0.8</td><td>0.1</td><td>5.2</td></tr></table>		GP-GS	PPG	RPG	APG	MPG	Season	N/A	N/A	N/A	N/A	N/A	Career	15-0	1.2	0.8	0.1	5.2	<ul style="list-style-type: none">Won't play in 2022-23Started out collegiate career with a bang, going 2-of-2 from beyond the arc for six points vs. Tarleton StatePlayed 15 games off the bench, seven of those SEC gamesNo. 84 overall recruit in Premier Basketball's 2021 rankings
	GP-GS	PPG	RPG	APG	MPG																	
Season	N/A	N/A	N/A	N/A	N/A																	
Career	15-0	1.2	0.8	0.1	5.2																	
20		<div>Karley Johnson</div> <div>Fr. G FR 5-9 Mustang, Okla. Mustang Major: Undecided</div>	<table><tr><th></th><th>GP-GS</th><th>PPG</th><th>RPG</th><th>APG</th><th>MPG</th></tr><tr><td>Season</td><td>8-0</td><td>0.1</td><td>0.3</td><td>0.1</td><td>3.0</td></tr><tr><td>Career</td><td>8-0</td><td>0.1</td><td>0.3</td><td>0.1</td><td>3.0</td></tr></table>		GP-GS	PPG	RPG	APG	MPG	Season	8-0	0.1	0.3	0.1	3.0	Career	8-0	0.1	0.3	0.1	3.0	<ul style="list-style-type: none">Only signee in fall classScored first collegiate point off FT at Little RockMade collegiate debut vs. UCA and has appeared in eight gamesTabbed a 2022 McDonald's All-American nomineeAs a senior at Mustang HS, averaged 12.3 points, 4.3 rebounds and 3.1 assists per game
	GP-GS	PPG	RPG	APG	MPG																	
Season	8-0	0.1	0.3	0.1	3.0																	
Career	8-0	0.1	0.3	0.1	3.0																	
21		<div>Loren Lindsey</div> <div>Fr. G FR 5-11 Fayetteville, Ark. Fayetteville Major: Finance</div>	<table><tr><th></th><th>GP-GS</th><th>PPG</th><th>RPG</th><th>APG</th><th>MPG</th></tr><tr><td>Season</td><td>7-0</td><td>0.0</td><td>0.0</td><td>0.0</td><td>2.0</td></tr><tr><td>Career</td><td>7-0</td><td>0.0</td><td>0.0</td><td>0.0</td><td>2.0</td></tr></table>		GP-GS	PPG	RPG	APG	MPG	Season	7-0	0.0	0.0	0.0	2.0	Career	7-0	0.0	0.0	0.0	2.0	<ul style="list-style-type: none">Local standout player out of Fayetteville HSMade collegiate debut versus UCA and has played in seven gamesTabbed to the All-Conference 6A West All-Defensive TeamNamed Northwest Arkansas Democrat Gazette Player of the WeekLed team to state semifinals in 2020 with 55-53 win, and the championship game was not played due to Covid-19
	GP-GS	PPG	RPG	APG	MPG																	
Season	7-0	0.0	0.0	0.0	2.0																	
Career	7-0	0.0	0.0	0.0	2.0																	
22		<div>Avery Hughes</div> <div>Sr. G 3L 5-7 Bentonville, Ark. Bentonville Major: Nursing</div>	<table><tr><th></th><th>GP-GS</th><th>PPG</th><th>RPG</th><th>APG</th><th>MPG</th></tr><tr><td>Season</td><td>12-0</td><td>0.8</td><td>0.0</td><td>0.1</td><td>2.1</td></tr><tr><td>Career</td><td>47-0</td><td>0.9</td><td>0.1</td><td>0.2</td><td>3.4</td></tr></table>		GP-GS	PPG	RPG	APG	MPG	Season	12-0	0.8	0.0	0.1	2.1	Career	47-0	0.9	0.1	0.2	3.4	<ul style="list-style-type: none">Has seen action in 12 games this yearRecorded a season-high four points vs. TroyPlayed over two minutes against MissouriLogged season-high four points in three minutes against TroyFormer walk-on, earned a scholarship prior to 2021-22 seasonBentonville HS's second leading scorer
	GP-GS	PPG	RPG	APG	MPG																	
Season	12-0	0.8	0.0	0.1	2.1																	
Career	47-0	0.9	0.1	0.2	3.4																	
24		<div>Jersey Wolfenbarger</div> <div>So. F 1L 6-5 Fort Smith, Ark. Northside Major: Psychology</div>	<table><tr><th></th><th>GP-GS</th><th>PPG</th><th>RPG</th><th>APG</th><th>MPG</th></tr><tr><td>Season</td><td>29-3</td><td>3.7</td><td>3.6</td><td>0.2</td><td>16.5</td></tr><tr><td>Career</td><td>59-26</td><td>5.6</td><td>4.0</td><td>0.7</td><td>19.4</td></tr></table>		GP-GS	PPG	RPG	APG	MPG	Season	29-3	3.7	3.6	0.2	16.5	Career	59-26	5.6	4.0	0.7	19.4	<ul style="list-style-type: none">Tallied nine points and three rebounds off bench vs. Texas A&MLogged season-high 15 points with six rebounds vs. Arkansas StatePulled down a career-high 12 boards against Oral RobertsNamed to SEC All-Freshman TeamRecorded two double-doubles as a freshman, started in all SEC gamesNo. 7 overall recruit and No. 1 wing player in the ESPN HoopGurlz 2021 recruiting rankings at the time of her signing
	GP-GS	PPG	RPG	APG	MPG																	
Season	29-3	3.7	3.6	0.2	16.5																	
Career	59-26	5.6	4.0	0.7	19.4																	
30		<div>Maryam Dauda</div> <div>R-Fr. F FR 6-4 Bentonville, Ark. Bentonville Major: International Business</div>	<table><tr><th></th><th>GP-GS</th><th>PPG</th><th>RPG</th><th>APG</th><th>MPG</th></tr><tr><td>Season</td><td>29-0</td><td>3.8</td><td>2.7</td><td>0.6</td><td>11.4</td></tr><tr><td>Career</td><td>29-0</td><td>3.8</td><td>2.7</td><td>0.6</td><td>11.4</td></tr></table>		GP-GS	PPG	RPG	APG	MPG	Season	29-0	3.8	2.7	0.6	11.4	Career	29-0	3.8	2.7	0.6	11.4	<ul style="list-style-type: none">Registered two points in four minutes vs. Texas A&MMatched career-high 11 points with four rebounds, two assists and two blocks at No. 3/4 LSUSat out during 2021-22 season recovering from ACL injury13th-ranked player and top post player in the ESPN HoopGurlz 2021 recruiting class at her time of signingConsensus five-star recruit and McDonald's All-American
	GP-GS	PPG	RPG	APG	MPG																	
Season	29-0	3.8	2.7	0.6	11.4																	
Career	29-0	3.8	2.7	0.6	11.4																	
34		<div>Chrissy Carr</div> <div>R-Sr. G TR 6-1 Eden Prairie, Minn. Syracuse Major: Operations Management</div>	<table><tr><th></th><th>GP-GS</th><th>PPG</th><th>RPG</th><th>APG</th><th>MPG</th></tr><tr><td>Season</td><td>31-31</td><td>11.4</td><td>3.6</td><td>0.5</td><td>28.0</td></tr><tr><td>Career</td><td>146-144</td><td>11.4</td><td>3.7</td><td>1.2</td><td>29.3</td></tr></table>		GP-GS	PPG	RPG	APG	MPG	Season	31-31	11.4	3.6	0.5	28.0	Career	146-144	11.4	3.7	1.2	29.3	<ul style="list-style-type: none">Recorded eight points and six boards vs. Texas A&MSplashed in 18 3-pointers in past six gamesLeads team w/ 71 3-pointers, which is 15th most in a single seasonNamed to Paradise Jam All-Tournament TeamLogged season-high 22 points at Little RockFirst in 3PT att. (211), fifth in 3-PT (2.3) & seventh in 3PT% (.336) in SECAcross five seasons, has started in all but two games in her career
	GP-GS	PPG	RPG	APG	MPG																	
Season	31-31	11.4	3.6	0.5	28.0																	
Career	146-144	11.4	3.7	1.2	29.3																	
43		<div>Makayla Daniels</div> <div>Sr. G 3L 5-8 Frederick, Md. Frederick Major: Recreation & Sport Management</div>	<table><tr><th></th><th>GP-GS</th><th>PPG</th><th>RPG</th><th>APG</th><th>MPG</th></tr><tr><td>Season</td><td>28-28</td><td>12.9</td><td>4.0</td><td>3.0</td><td>32.0</td></tr><tr><td>Career</td><td>116-116</td><td>11.9</td><td>3.4</td><td>2.6</td><td>28.1</td></tr></table>		GP-GS	PPG	RPG	APG	MPG	Season	28-28	12.9	4.0	3.0	32.0	Career	116-116	11.9	3.4	2.6	28.1	<ul style="list-style-type: none">Coming off 12 points, four boards and four assists vs. Texas A&MLogged season-high 31 points at Vanderbilt for third 30-point gameRecorded buzzer beating in first game vs. Vanderbilt, tallying 16 pointsNo. 8 in FT% (.775) and steals (1.8) and 10th in 3-pointers (1.9) in SECOne of 23 nationally to start in every collegiate game (min. 100 games)All-SEC Preseason Second Team choiceTabbed Paradise Jam Reef Tournament MVPNo. 16 all-time career scorer at Arkansas (1,376)
	GP-GS	PPG	RPG	APG	MPG																	
Season	28-28	12.9	4.0	3.0	32.0																	
Career	116-116	11.9	3.4	2.6	28.1																	
55		<div>Emrie Ellis</div> <div>So. F 1L 6-3 Vanoss, Okla. Vanoss Major: Exercise Science</div>	<table><tr><th></th><th>GP-GS</th><th>PPG</th><th>RPG</th><th>APG</th><th>MPG</th></tr><tr><td>Season</td><td>22-0</td><td>1.1</td><td>1.4</td><td>0.1</td><td>8.0</td></tr><tr><td>Career</td><td>49-0</td><td>2.1</td><td>1.8</td><td>0.3</td><td>9.6</td></tr></table>		GP-GS	PPG	RPG	APG	MPG	Season	22-0	1.1	1.4	0.1	8.0	Career	49-0	2.1	1.8	0.3	9.6	<ul style="list-style-type: none">Coming off season-high seven points w/ two blocks vs. Texas A&MHas averaged 10.7 minutes per game in last seven gamesRegistered five points against FloridaHer five blocks vs. UAPB in 2021 was most by a freshman Hog since 2014Had 11 points and five boards in 27 minutes vs. Auburn last yearNo. 48 overall recruit in ASGR's 2021 recruiting rankings
	GP-GS	PPG	RPG	APG	MPG																	
Season	22-0	1.1	1.4	0.1	8.0																	
Career	49-0	2.1	1.8	0.3	9.6																	
HC		<div>Mike Neighbors</div> <div>Sixth season, 10th overall Alma Mater: Arkansas '93</div>	<div>Career: 214-116 (10th) AR: 116-75 (6)</div> <ul style="list-style-type: none">Started season 13-0Passed 100 wins at Arkansas and 200 in his careerProud Arkansas native	<div>AHC</div> <div></div> <div>Todd Schaefer Sixth Season</div> <div>AC</div> <div></div> <div>Pauline Love Fourth Season</div> <div></div> <div>Lacey Goldwire Fourth Season</div>																		



Saylor Poffenbarger
R-Fr. | 6-2 | G
Middletown, Md.



Samara Spencer
So. | 5-7 | G
Fort Lauderdale, Fla.



Erynn Barnum
R-Sr. | 6-2 | F
Little Rock, Ark.



Rylee Langerman
Jr. | 5-9 | G
Norman, Okla.



Sasha Goforth
Jr. | 6-1 | G
Fayetteville, Ark.



Ashlyn Sage
So. | 6-2 | G
Weatherford, Okla.



Karley Johnson
Fr. | 5-9 | G
Mustang, Okla.



Loren Lindsey
Fr. | 5-11 | G
Fayetteville, Ark.



Avery Hughes
Sr. | 5-7 | G
Bentonville, Ark.



Jersey Wolfenbarger
So. | 6-5 | G/F
Fort Smith, Ark.



Maryam Dauda
R-Fr. | 6-4 | F
Bentonville, Ark.



Chrissy Carr
R-Sr. | 6-1 | G
Eden Prairie, Minn.



Makayla Daniels
Sr. | 5-9 | G
Frederick, Md.



Emrie Ellis
So. | 6-3 | F
Vanoss, Okla.



Mike Neighbors
Head Coach
Sixth Season



Todd Schaefer
Associate Head Coach
Sixth Season



Pauline Love
Assistant Coach
Sixth Season



Lacey Goldwire
Assistant Coach
Fourth Season



Amber Shirey
Director of Operations



Jayci Stone
Director of SA Development



Jeff Brazil
Special Assistant to the HC



Simone Rush
Head Athletic Trainer