CRIMSON TIDE BASKETBALL

22 NCAA Appearances » 15 Combined SEC Titles » 2nd in SEC History in Total League Wins » 2nd in SEC History in Winning Percentage

GAME 29

2/2 ALABAMA VS ARKANSAS

FEBRUARY 26, 2023 / 1 P.M. CT / TUSCALOOSA, ALA.

COLEMAN COLISEUM (13,474)

TV: ESPN2

(Play-By-Play: Tom Hart, Analyst: Jimmy Dykes)

RADIO: CRIMSON TIDE SPORTS NETWORK | SIRIUS/XM 134/201

(Play-By-Play: Chris Stewart, Analyst: Bryan Passink, Engineer: Tom Stipe)

CRIMSON TIDE

2022-23 Record 24-4
2022-23 SEC Record 14-1
Leading Scorer ..... Brandon Miller (19.5)
Leading Rebounder .. Clowney/Miller (8.0)
Leader in Assists .. Bradley/Quinerly (3.5)
Head Coach ..... Nate Oats
Record at Alabama (Years) 85-40 (4th)
Career Record (Years) 181-83 (8th)

RAZORBACKS

2022-23 Record 19-9
2022-23 SEC Record 8-7
Leading Scorer .... Ricky Council IV (16.6)
Leading Rebounder ... Makhi Mitchell (5.9)
Leader in Assists ..... Anthony Black (4.4)
Head Coach ..... Eric Musselman
Record at Arkansas (Years) 92-36 (4th)
Career Record (Years) 202-70 (8th)

NUGGETS YOU NEED TO KNOW

- For the second time in the last three seasons, Alabama Head Coach Nate Oats was named to the 2023 Werner Ladder Naismith Men's Coach of the Year Watch List (Finished in the top 4 in 2021)
- Alabama has posted five wins over top-25 opponents in back-to-back seasons for the first time in program history, going 10-6 over the span
- Alabama is 14-13 against AP Top 25 teams during Nate Oats' tenure
- The Crimson Tide is the first SEC team to score 100 points versus three conference opponents since the 1997-98 Arkansas team
- Alabama has won 11 SEC games by double digits, tying the program record set by the 1955-56 team
- Alabama is ranked No. 2 in the AP Top-25 Poll, the highest ranking in program history this late into the season
- The Crimson Tide is one of two schools (Houston) to rank in the top 15 in both defense adjusted efficiency (No. 5) and in offense adjusted efficiency (No. 15) according to KenPom
- Brandon Miller became the third freshman and the fastest freshman in program history to score 500 points in a single season (27 games), surpassing Collin Sexton (28 games) and James "Hollywood" Robinson (30 games)
- Miller is seven points away from tying James "Hollywood" Robinson for the second most points (554 points) scored by a freshman in a single season in UA history
- Miller is the only player in Division I to score 545 points, record 225 rebounds and make 85 three-pointers this season
- Alabama's freshmen have scored 52.4% (1,222 points) of the Tide's points this season led by Miller's 19.5 points per game

2022-23 SCHEDULE

	OPPONENT	TV	TIME
OCTOBER			
29	SOUTHERN ILLINOIS (EXH)	--	W, 73-64
NOVEMBER			
7	LONGWOOD	SECN+	W, 75-54
11	LIBERTY	SECN+	W, 95-59
15	at South Alabama	ESPNU	W, 65-55
18	JACKSONVILLE STATE	SEC Network	W, 104-62
24	vs. #12 Michigan State[1]	ESPN	W, 81-70
25	vs. #20 UConn[1]	ESPN	L, 67-82
27	vs. #1 North Carolina[1]	ESPN	W, 103-101 (4OT)
DECEMBER			
3	SOUTH DAKOTA STATE	SECN+	W, 78-65
10	at #1 Houston	ABC	W, 71-65
13	MEMPHIS	ESPN2	W, 91-88
17	vs. #15 Gonzaga[2]	CBS	L, 90-100
20	JACKSON STATE	SEC Network	W, 84-64
28	at #21 Mississippi State*	SEC Network	W, 78-67
JANUARY			
3	OLE MISS*	SEC Network	W, 84-62
7	KENTUCKY*	ESPN	W, 78-52
11	at #15 Arkansas*	ESPN2	W, 84-69
14	LSU*	ESPN	W, 106-66
17	at Vanderbilt*	SEC Network	W, 78-66
21	at Missouri*	SEC Network	W, 85-64
25	MISSISSIPPI STATE*	SEC Network	W, 66-63
28	at Oklahoma[3]	ESPN	L, 69-93
31	VANDERBILT*	SEC Network	W, 101-44
FEBRUARY			
4	at LSU*	ESPNU	W, 79-69
8	FLORIDA*	ESPN2	W, 97-69
11	at Auburn*	ESPN	W, 77-69
15	at #10 Tennessee*	ESPN2	L, 59-68
18	GEORGIA*	SEC Network	W, 108-59
22	at South Carolina*	ESPN2	W, 78-76 (OT)
25	ARKANSAS*	ESPN2	1 p.m.
MARCH			
1	AUBURN*	ESPN2	6 p.m.
5	at Texas A&M*	CBS	11 a.m.
8-12	at SEC Tournament[4]	TBA	TBA

1 Phil Knight Invitational (Portland, Ore.)
2 C.M. Newton Classic (Birmingham, Ala.)
3 SEC/Big 12 Challenge
4 SEC Tournament (Nashville, Tenn.)
* Southeastern Conference game

BOLD indicates home game

Follow us: Twitter, Instagram and Facebook at @AlabamaMBB

Follow ALABAMA MEN'S BASKETBALL on the social media sites listed for up-to-date news, exclusive content and more.

ALABAMA CRIMSON TIDE BROADCAST NOTES

NATION'S BEST FRESHMAN: Brandon Miller his considered the nation's best freshman as he ranks No. 1 among all freshman in points per game (19.5), and No. 33 overall and ranks No. 15 in 3FG% (43.1)

THE NEWCOMER EFFECT: Alabama's newcomers have scored 1,834 of UA's 2,331 points (78%) this season led by Miller's 19.5 ppg

HISTORIC PERFORMANCE: Brandon Miller's 41 points at South Carolina is the most in a single game in program history by a freshman

SEC WINS : Alabama is 14-1 in SEC games, winning by a margin of +19.7 points, which is the highest scoring margin through 15 conference games in program history

0 JADEN BRADLEY

FR. / G / 6-3 / 200 / ROCHESTER, N.Y. (IMG ACADEMY)

	PPG	RPG	APG	SPG	BPG	MPG
22-23	7.8	2.8	3.5	0.6	0.1	22.0
CAREER	7.8	2.8	3.5	0.6	0.1	22.0

LAST GAME: 6 points, 4 rebounds and 3 assists
NOTES: 2022 McDonald's All-America and a consensus five-star prospect... ranked by 247Sports as the No. 1 point guard and No. 17 overall prospect in this year's class... joins Brandon Miller as a 5-star recruit and is the No. 2-rated point guard in the 2022 class and the No. 15 overall rated player in the ESPN 100.

SEASON HIGHS
Pts: 18, 12/17/22 vs. Gonzaga
Rebs: 6, 2x, last 11/18/22 vs. Jacksonville St.
Asts: 7, 3x, last 2/18/23 vs. Georgia
Steals: 2, 3x, last 1/31/23 vs. Vanderbilt

1 MARK SEARS

JR. / G / 6-1 / 185 / MUSCLE SHOALS, ALA. (OHIO UNIVERSITY)

	PPG	RPG	APG	SPG	BPG	MPG
22-23	13.4	3.6	2.8	1.3	0.1	30.3
CAREER	14.6	4.3	3.5	1.4	0.1	29.5

LAST GAME: 8 points, 3 rebounds and 2 assists
NOTES: Transferred from Ohio where he was a 2022 Lou Henson Award Finalist, a First Team All-MAC honoree and an NABC All-District 15 First Team selection... played in 59 games across his two seasons at Ohio University... helped lead the Bobcats to a 42-18 (.700) overall record which included a 23-11 (.676) mark in MAC play.

SEASON HIGHS
Pts: 26, 1/11/23 at Arkansas
Rebs: 10, 11/7/22 vs. Longwood
Asts: 8, 1/31/23 vs. Vanderbilt
Steals: 6, 1/7/23 vs. Kentucky



3 RYLAN GRIFFEN

FR. / G / 6-5 / 180 / DALLAS, TEXAS. (RICHARDSON HS)

	PPG	RPG	APG	SPG	BPG	MPG
22-23	6.9	2.7	0.6	0.6	0.1	16.1
CAREER	6.9	2.7	0.6	0.6	0.1	16.1

LAST GAME: 8 minutes
NOTES: One of the top shooting guards and 4-star prospect... ranked by 247Sports as the No. 3 shooting guard and No. 49 overall in the 2022 class... rated No. 61 in the ESPN100... helped lead Richardson HS to the nation's top-ranking among public school teams and No. 2 overall among ESPN's national rankings in 2022.

SEASON HIGHS
Pts: 16, 2x, last 2/11/23 at Auburn
Rebs: 7, 1/28/23 at Oklahoma
Asts: 4, 2x, last 2/18/23 vs. Georgia
Steals: 2, 3x, last 1/31/23 vs. Vanderbilt

4 NOAH GURLEY

GR. / F / 6-8 / 215 / FAYETTEVILLE, GA. (FURMAN)

	PPG	RPG	APG	SPG	BPG	MPG
22-23	4.9	3.2	0.6	0.3	0.4	15.1
CAREER	10.0	4.1	1.3	0.6	0.8	23.1

LAST GAME: 5 minutes
NOTES: Played in all 33 contests, starting 14 games last season... finished averaging 6.8 points, 3.5 rebounds and 18.2 minutes per contest... his 25 blocked shots ranked second on the team while he also ranked third in field goal percentage (.483 percent)... scored in double-digits seven times and had nine games in which he led the Tide in blocks.

SEASON HIGHS
Pts: 16, 12/20/22 vs. Jackson State
Rebs: 7, 11/15/22 at South Alabama
Asts: 2, 3x, last 11/24/22 vs. Michigan St.
Blks: 2, 1/31/23 vs. Vanderbilt

5 JAHVON QUINERLY

SR. / G / 6-1 / 175 / HACKENSACK, N.J. (VILLANOVA)

	PPG	RPG	APG	SPG	BPG	MPG
22-23	6.7	1.8	3.5	0.5	0.0	18.0
CAREER	9.6	2.0	3.1	0.5	0.1	21.4

LAST GAME: 2 points, 2 rebounds and 2 assists
NOTES: A 2022 Preseason Second Team All-SEC selection... named to the Preseason Bob Cousy Award Watch List... played in all 33 contests, starting 27.. ranked second on the team in scoring (13.8 ppg), assists (4.2 apg) and field goals both made (165) and attempted (401)... ranked eighth in the SEC in assists per game, 12th in scoring.

SEASON HIGHS
Pts: 21, 11/27/2 vs. North Carolina
Rebs: 6, 11/27/2 vs. North Carolina
Asts: 8, 2x, last 11/27/22 vs. North Carolina
Steals: 3, 11/27/2 vs. North Carolina

10 DOM WELCH

GR. / G / 6-5 / 205 / BUFFALO, N.Y. (ST. BONAVENTURE)

	PPG	RPG	APG	SPG	BPG	MPG
22-23	1.9	1.9	0.4	0.2	0.3	10.2
CAREER	9.9	5.5	1.7	0.9	0.5	31.7

LAST GAME: 4 minutes
NOTES: A team captain for St. Bonaventure in 2021-22... played in 110 contests with 105 starts, including 85 straight, across his four seasons (2019-22)... named to the NIT All-Tournament Team in 2022... finished his four-year career with the Bonnies with 1,198 points and finished third for career three-pointers (257).

SEASON HIGHS
Pts: 8, 2/18/23 vs. Georgia
Rebs: 3, 2x, last 2/18/23 vs. Georgia
Asts: 1, 3x, last 1/21/23 at Missouri
Steals: 1, 2x, last 2/18/23 vs. Georgia

14 CHARLES BEDIAKO

SO. / C / 7-0 / 215 / BRAMPTON, ONTARIO. (IMG ACADEMY)

	PPG	RPG	APG	SPG	BPG	MPG
22-23	5.7	5.5	0.6	0.5	1.7	20.5
CAREER	6.2	4.8	0.6	0.6	1.6	19.0

LAST GAME: 10 points, 9 rebounds, 1 steal and 2 blocks
NOTES: Named to the Preseason Kareem Abdul-Jabbar Award Watch List... earned 2022 SEC All-Freshman Team accolades... led team with 51 blocks and ranked fifth-best in the SEC in blocks per game (1.6)... led team in FG percentage (.692) and was fourth in rebounds (4.3) and total steals (21)... led Alabama in total dunks for the season (43).

SEASON HIGHS
Pts: 14, 11/27/2 vs. North Carolina
Rebs: 16, 11/27/2 vs. North Carolina
Asts: 2, 2x, last 2/11/23 at Auburn
Blks: 4, 2/8/23 vs. Florida

15 NOAH CLOWNEY

FR. / F / 6-10 / 210 / SPARTANBURG, S.C. (DORMAN HS)

	PPG	RPG	APG	SPG	BPG	MPG
22-23	9.7	8.0	0.8	0.5	1.0	25.0
CAREER	9.8	8.0	0.8	0.5	1.0	24.9

LAST GAME: 8 points, 8 rebounds and 1 block
NOTES: Rated as the consensus No. 1 prep player in the state of South Carolina... a 4-star player who Rivals ranked as the No. 7 power forward and No. 43 overall... attended the NBPA Top 100 Camp in the summer of 2021 where he was ranked among the top-10 players at the event... played for legendary coach Thomas Ryan at Dorman HS.

SEASON HIGHS
Pts: 22, 12/3/22 vs. SDSU
Rebs: 15, 11/15/22 at South Alabama
Asts: 4, 12/3/22 vs. SDSU
Blks: 3, 2x, last 2/4/23 at LSU

23 NICK PRINGLE

JR. / F / 6-9 / 220 / SEABROOK, S.C. (DODGE CITY CC)

	PPG	RPG	APG	SPG	BPG	MPG
22-23	3.1	2.7	0.3	0.3	0.5	7.7
CAREER	2.7	2.5	0.1	0.7	0.3	7.1

LAST GAME: 3 points and 2 rebounds
NOTES: Rated as the No. 1 JUCO power forward and No. 2 overall JUCO prospect by 247Sports Composite... recorded a season-high 20 points against Cloud County... recorded a season-high 20 rebounds against Huchinson... recorded seven double doubles in first season... had 14 double digit rebounding games in the 2021-22 season.

SEASON HIGHS
Pts: 19, 2/18/23 vs. Georgia
Rebs: 12, 2/18/23 vs. Georgia
Asts: 2, 12/20/22 vs. Jackson State
Blks: 3, 11/7/22 vs. Longwood

24 BRANDON MILLER

FR. / F / 6-9 / 200 / ANTIOCH, TENN. (CANE RIDGE HS)

	PPG	RPG	APG	SPG	BPG	MPG
22-23	19.5	8.0	1.9	0.9	0.9	33.0
CAREER	**19.5**	**8.0**	**1.9**	**0.9**	**0.9**	**33.0**

LAST GAME: 41 points, 8 rebounds and 1 block
NOTES: Preseason Second Team All-SEC... Julius Erving Award Watch List... 2022 McDonald's All-American and five-star prospect... ranked as the No. 3 small forward in the 2022 class and the No. 11 overall player nationally by 247Sports... ESPN ranked him as the No. 13 overall player in 2022 class... projected 2023 NBA Lottery pick.

SEASON HIGHS
Pts: 41, 2/22/23 at South Carolina
Rebs: 14, 12/20/22 vs. Jackson State
Asts: 5, 12/13/22 vs. Memphis
Blks: 2, 4x, last 2/18/23 vs. Georgia

25 NIMARI BURNETT

SO. / G / 6-4 / 190 / CHICAGO, ILL. (TEXAS TECH)

	PPG	RPG	APG	SPG	BPG	MPG
22-23	6.6	2.3	0.8	0.3	0.2	16.5
CAREER	6.1	2.1	0.8	0.9	0.4	17.0

LAST GAME: 19 minutes, 3 rebounds and 2 assists
NOTES: Medically redshirted last season... played in 12 games for Texas Tech in 2020-21 and averaged 5.3 points, 1.8 rebounds and 1.4 steals in 17.8 minutes per contest... held a five-star rating with ESPN, who rated him as the No. 22 overall player and the No. 4 shooting guard in the country... 2020 McDonald's All-American.

SEASON HIGHS
Pts: 18, 11/18/22 vs. Jacksonville St.
Rebs: 4, 3x, last 2/18/23 vs. Georgia
Asts: 2, 2x, last 2/11/23 at Auburn
Blks: 1, 2x, last 11/18/22 vs. Jacksonville St.

LAST TIME OUT: ALABAMA 78, SOUTH CAROLINA 76 (OT) - GAME 28 - FEB. 22, 2023

Official Basketball Box Score - Final
No. 2/2 Alabama at South Carolina
02/22/23 Colonial Life Arena, Columbia
2022-23 Men's Basketball

Game Time: 9:00 PM
Game Duration: 2:25
Attendance: 11,242

Officials: Tony Greene, Doug Shows, Jeb Hartness

No. 2/2 Alabama - 78 Record: 24-4 (14-1)

NO.	Name		Min	FG M-A	3P M-A	FT M-A	Rebounds OR	DR	TOT	Fouls PF	FD	TP	AS	TO	ST	Blocks BS	BA	+/-
15	Noah Clowney	F	27:03	2-5	0-2	4-6	2	6	8	4	5	8	0	2	0	1	1	-6
24	Brandon Miller	F	42:41	14-25	6-13	7-8	1	7	8	3	5	41	1	1	3	2	0	9
14	Charles Bediako	C	32:54	4-4	0-0	2-4	3	6	9	3	2	10	0	0	1	2	0	17
0	Jaden Bradley	G	34:48	2-9	0-1	2-4	1	3	4	3	3	6	3	1	0	0	2	0
1	Mark Sears	G	35:26	3-7	1-4	1-2	1	2	3	3	4	8	2	1	0	0	0	2
4	Noah Gurley		04:33	0-1	0-1	0-0	0	0	0	0	0	0	0	0	0	0	0	-2
5	Jahvon Quinerly		11:57	1-5	0-2	0-0	0	2	2	1	0	2	2	0	1	0	0	-1
23	Nick Pringle		05:29	1-1	0-0	1-1	1	1	2	0	1	3	0	3	0	0	0	-2
25	Nimari Burnett		19:04	0-5	0-4	0-0	1	2	3	0	1	0	2	2	1	0	0	10
3	Rylan Griffen		07:40	0-0	0-0	0-0	0	0	0	0	0	0	0	1	0	0	0	-8
10	Dom Welch		03:25	0-0	0-0	0-0	0	0	0	0	0	0	0	0	0	0	0	-9
Team							1	0	1			0		1				
Totals				27-62	7-27	17-25	11	29	40	17	21	78	10	12	6	5	3	2

Technical Fouls::NONE

Shooting By Period		
1st FG%	10-25	40.0%
3PT%	3-11	27.3%
FT%	8-12	66.7%
2nd FG%	12-29	41.4%
3PT%	4-16	25.0%
FT%	9-13	69.2%
:OT FG%	5-8	62.5%
3PT%	0-0	0.0%
FT%	0-0	0%
GM FG%	27-62	43.5%
3PT%	7-27	25.9%
FT%	17-25	68.0%

Dead Ball Rebounds: 8, 1

South Carolina - 76 Record: 10-18 (3-12)

NO.	Name		Min	FG M-A	3P M-A	FT M-A	Rebounds OR	DR	TOT	Fouls PF	FD	TP	AS	TO	ST	Blocks BS	BA	+/-
10	Hayden Brown	F	31:07	2-5	0-1	0-2	1	1	2	5	5	4	0	2	0	0	2	-5
23	Gregory "GG" Jackson II	F	42:28	8-20	2-6	1-2	0	3	3	0	1	19	1	5	1	2	2	-5
33	Josh Gray	C	29:47	3-5	0-0	2-5	2	4	6	4	4	8	0	2	0	1	0	-4
1	Jacobi Wright	G	37:16	7-10	0-1	4-4	0	2	2	3	4	18	1	0	0	0	0	0
5	Meechie Johnson	G	43:03	7-18	4-9	0-0	0	5	5	4	1	18	4	1	1	0	1	-6
31	Benjamin Bosmans-Verdonk		09:52	0-0	0-0	0-0	1	0	1	4	0	0	0	0	0	0	0	-2
12	Zachary Davis		25:55	2-3	2-3	0-0	0	5	5	1	1	6	1	0	3	0	0	10
14	Eli Sparkman		05:32	1-1	1-1	0-0	0	1	1	0	1	3	0	0	0	0	0	2
Team							1	1	2			0		1				
Totals				30-62	9-21	7-13	5	22	27	21	17	76	7	11	5	3	5	-2

Technical Fouls::NONE

Shooting By Period		
1st FG%	15-27	55.6%
3PT%	5-10	50.0%
FT%	0-4	0%
2nd FG%	12-30	40.0%
3PT%	4-10	40.0%
FT%	5-6	83.3%
:OT FG%	3-5	60.0%
3PT%	0-1	0.0%
FT%	2-3	66.7%
GM FG%	30-62	48.4%
3PT%	9-21	42.9%
FT%	7-13	53.8%

Dead Ball Rebounds: 3, 2

	ALA	USC
Biggest lead	7 (1st 13:51)	7 (1st 8:36)
Best Scoring Run	10(2nd 16:31)	9(1st 10:53)
Lead Changes	10	
Times Tied	12	
Time with Lead	19:18	18:31

Points from	ALA	USC
Turnovers	19	17
Paint	40	24
Second Chance	9	2
Fast Breaks	21	6
Bench	5	9

Period by Period Scoring	1st	2nd	OT1	TOT
ALA	31	37	10	78
USC	35	33	8	76

COLUMBIA, S.C. – Freshman Brandon Miller went for a career-high 41 points and hit the game-winning basket in the final seconds to lead the No. 2/2 Alabama men's basketball team past South Carolina in overtime, 78-76, Wednesday night in Colonial Life Arena. With the win, the Crimson Tide improves to 24-4 on the year and maintains its grip on first place in the Southeastern Conference at 14-1.

Miller dominated throughout the night, hitting career-bests of 14-of-25 shots from the field, including hitting 6-of-13 from beyond the arc, to go along with eight rebounds, three steals and a pair of blocks in 43 minutes of action on the night. He also hit the basket in the final seconds of regulation to send the game to overtime, while his game winning basket came with nine-tenths of a second remaining on the game clock.

Charles Bediako was the only other UA player to reach double figures, finishing with 10 points, nine rebounds and two blocked shots. Noah Clowney finished with eight points and eight rebounds, while Mark Sears added eight points in the win.

The Crimson Tide trailed by five points with just over three minutes remaining in regulation but outscored the Gamecocks 9-4 the rest of the way to force overtime. Miller scored six of UA's 10 points to secure the victory.

South Carolina (10-18, 3-12) was led by GG Jackson's 19 points, while Meechi Johnson and Jacobi Wright added 18 apiece in the losing effort.

GAME STATS

- The win marked the Tide's eighth-straight victory over the Gamecocks in the series, and second consecutive win in Colonial Life Arena
- Brandon Miller became the first Alabama player to score 40 points in a game since Collin Sexton had 40 against Minnesota on Nov. 25, 2017
- The contest featured 12 ties and 10 lead changes, as Alabama led for 19:17 and South Carolina held the lead for 18:30
- Alabama dominated in the paint, owing a 40-27 advantage on the glass and outscoring USC 40-24 in the paint
- The Tide also had an 11-5 edge in offensive boards that resulted in a 9-2 advantage in second chance points
- It was the second overtime game of the season and the first since Alabama's quadruple overtime victory against then-No. 1 North Carolina in the Phil Knight Invitational (11/27)

COACH OATS POSTGAME COMMENTS

"That was quite a game but before we get into the game, I want to address yesterday's press conference and my response to the Brandon Miller question. I am not here to make excuses, but I want to make it clear I didn't have the details that morning, since I was coming straight from practice. I used a poor choice of words, making it appear that I wasn't taking this tragic situation seriously, which we have throughout the course of it. I sincerely apologize for that, I know Greg shared some information earlier today on the situation and I really don't have anything more to add, other than what he has already shared."

2022-23 TOP PERFORMANCES

CATEGORY	ALABAMA	OPPONENTS
Points	41 by Brandon Miller at South Carolina, 2/23/23	34 by Caleb Love, North Carolina, 11/27/22
Field Goals Made	14 by Brandon Miller at South Carolina, 2/23/23	13 by Caleb Love, North Carolina, 11/27/22
Field Goal Attempts	26 by Jahvon Quinerly vs. North Carolina, 11/27/22	36 by Caleb Love, North Carolina, 11/27/22
3-Pointers Made	7, 3x, last by Brandon Miller vs. LSU, 1/14/23	4 by Antonio Reeves, Kentucky, 1/7/23
3-Pointers Attempted	13 by Brandon Miller at South Carolina, 2/23/23	11 by Caleb Love, North Carolina, 11/27/22
Rebounds	16 by Charles Bediako vs. North Carolina, 11/27/22	15 by D.J. Jeffries, Mississippi State, 12/28/22
Assists	8, 3x, last by Mark Sears vs. Vanderbilt, 1/31/23	10 by Drew Timme, Gonzaga, 12/27/22
Steals	6 by Mark Sears vs. Kentucky, 1/7/23	5 by Malachi Smith, Gonzaga, 12/17/22
Blocks	5 by Charles Bediako vs. South Dakota State, 12/3/22	5 by J'Wan Roberts, Houston, 12/10/22

TALE OF THE TAPE

TIDE		GAMECOCKS
2022-23	Season	2022-23
24-4	Overall	19-9
8-2	Last 10	7-3
4-1	Last 5	3-2
83.3	PPG	75.0
68.6	OPP PPG	65.5
+14.6	Margin	+9.5
.452	FG%	.486
.374	FG% DEF	.409
.354	3PT%	.315
.270	3PT% DEF	.320
10.4	3PT MPG	5.0
.718	FT%	.696
44.4	RPG	35.5
37.2	OPP RPG	32.0
+7.2	Margin	+3.5
15.1	APG	13.9
14.1	TOs PG	12.9
5.1	BPG	5.3
6.0	SPG	8.3

SERIES HISTORY

Overall Series Record ..... Arkansas leads, 35-32
Last Five Contests ..... Arkansas leads, 3-2
Last 10 Contests ..... Arkansas leads, 7-3
At Arkansas ..... Arkansas leads, 20-7 (Alabama Streak: won 1)
At Alabama ..... Alabama leads, 22-8 (Alabama Streak: won 2)
At Coleman Coliseum ..... Alabama leads, 21-8
Neutral Site ..... Arkansas leads, 8-2
Series Streak ..... Alabama's streak is currently at 2
Last Meeting ..... Jan. 11, 2023 (Alabama defeated Arkansas 84-69)

ABOUT ARKANSAS

• Since Eric Musselman's arrival, Arkansas leads the SEC in overall wins (92) and overall home wins (60), is second in SEC home wins (27) and ranks 10th in the NCAA in overall wins (92)

• With its recent success, Arkansas now leads the SEC (and ranks 24th in the NCAA) in field goal percentage at 48.0%

• Anthony Black is 1 of 2 players in the SEC Top 30 for points, rebounds, assists and steals

• Over the last 11 games, Anthony Black is averaging 14.2 points, 5.2 rebounds, 5.6 assists and 2.7 steals

• In SEC games, Arkansas leads the league in blocked shots at 5.64/gm. The Hogs' 79 blocked shots in SEC games ranks 6th-best in program history.

• In SEC games, Arkansas is shooting 47.7% from the field, which ranks first in the conference, with Alabama right behind at No. 2 (46.9%)

• At its current rate, Arkansas' SEC FG% of .477 would tie for 7th-best in school history and best in SEC play since shooting 47% in 2018

• There are 11 teams in the NCAA that rank among the NCAA top 50 in both FG% and FG% defense. Arkansas, Arizona, Houston and Memphis are the only four schools on the list from conferences that are among the NCAA NET top 10.

ASSOCIATED PRESS POLL

WEEK 15 (FEB. 20)

Rank	Team (FPV)	Record	Points	Prev. Rank
1	Houston (48)	25-2	1,534	2
2	**Alabama (7)**	**23-4**	**1,448**	**1**
3	Kansas (7)	22-5	1,409	5
4	UCLA	23-4	1,363	4
5	Purdue	24-4	1,294	3
6	Virginia	21-4	1,228	7
7	Arizona	24-4	1,213	8
8	Texas	21-6	1,083	6
9	Baylor	20-7	1,013	9
10	Marquette	21-6	968	11
11	**Tennessee**	**20-7**	**887**	**10**
12	**Gonzaga**	**23-5**	**856**	**13**
13	Miami (Fla.)	22-5	833	15
14	Kansas State	20-7	666	12
15	Saint Mary's	24-5	650	17
16	Xavier	20-7	563	16
17	Indiana	19-8	539	14
18	**UConn**	**20-7**	**440**	**20**
19	Creighton	18-9	361	18
20	Providence	20-7	350	24
21	Northwestern	20-7	349	NR
22	San Diego State	21-5	336	21
23	Iowa State	17-9	309	19
24	TCU	18-9	162	22
25	**Texas A&M**	**20-7**	**125**	**NR**

Others Others receiving votes: North Carolina State 54, Pittsburgh 34, Maryland 14, Oral Roberts 14, **Kentucky 12**, Boise State 12, **Arkansas 6**, Florida Atlantic 6, Charleston 4, **Missouri 3**, Duke 3, Illinois 2, Kent State 2, Nevada 1, Oklahoma State 1

USA TODAY/COACHES POLL

WEEK 15 (FEB. 20)

Rank	Team (FPV)	Record	Points	Prev. Rank
1	Houston (24)	25-2	791	2
2	**Alabama (6)**	**23-4**	**753**	**1**
3	UCLA	23-4	716	4
4	Kansas (1)	22-5	693	7
5	Purdue	24-4	669	3
6	Virginia	21-4	638	6
7	Arizona	24-4	607	8
8	Texas	21-6	588	5
9	Marquette	21-6	515	10
10	Baylor	20-7	512	9
11	Miami (Fla.)	22-5	437	13
12	**Gonzaga**	**23-5**	**431**	**12**
13	**Tennessee**	**20-7**	**398**	**11**
14	Saint Mary's	24-5	349	17
15	Xavier	20-7	309	16
16	Kansas State	20-7	299	14
17	Indiana	19-8	288	15
18	Providence	20-7	226	21
19	Creighton	18-9	225	19
20	San Diego State	21-5	180	20
21	Iowa State	17-9	174	18
22	Northwestern	20-7	148	NR
23	**UConn**	**20-7**	**128**	**23**
24	North Carolina State	21-7	93	22
25	**Texas A&M**	**20-7**	**87**	**25**

Others Others receiving votes: TCU 64; Florida Atlantic 14; Pittsburgh 13; Duke 13; Maryland 10; **Kentucky 8**; Oral Roberts 6; Boise St. 6; Texas Tech 4; Iowa 4; **Auburn 2**; Rutgers 1; Oklahoma State 1.

QUICK FACTS

Location ..... Tuscaloosa, Ala.
Enrollment 38,645
Founded ..... April 12, 1831
Conference ..... Southeastern (West)
Colors ..... Crimson and White
Nickname ..... Crimson Tide
President ..... Dr. Stuart Bell
Director of Athletics ..... Greg Byrne
Faculty Athletics Representative ..... Dr. James King
Sport Administrator ..... Shane Lyons
Arena ..... Coleman Coliseum (13,474)

Coaching Staff

Head Coach	Nate Oats
Alma Mater	Maranatha Baptist, 1998
Record at Alabama	85-40 .680 (4th Season)
Career Record	181-83 .686 (8th Season)
Assistant Coaches	Charlie Henry Bryan Hodgson Antoine Pettway
Director of Scouting & Analytics	Adam Bauman
Director of Video Services	Derek Rongstad
Director of Player Development	Christian Pino
Director of Basketball Operations	Josh Pierre
Strength and Conditioning	Henry Barrera
Athletic Trainer	Clarke Holter
Nutritionist	Amanda Branson
Graduate Managers	Jamie Baker, Brady Goka, Dom Johnson, Tayyab Zahid

Team Information

2021-22 Record	19-14
2021-22 SEC Record	9-9
2022 Postseason	NCAA Tournament (First Round)
Final Rankings (AP/Coaches)	NR/NR
2021-22 H/A/N Record	13-4/3-7/3-3
Starters Returning/Lost	1/4
Letterwinners Returning/Lost	10/6
Newcomers (including transfers)	5

Program History

All-Time Record	1,760-1,086-1 (.618)
SEC Record	838-638 (.568)
SEC Regular Season Championships	8
SEC Tournament Record	70-54 (.564)
SEC Tournament Championships	7
NCAA Appearances	22 (21-22, .488)
NIT Appearances	16

Athletics Communications

Director (Basketball Contact)	Steven Gonzalez
Office	205-348-6084
Mobile	602-803-0521
E-mail	sgonzalez@ia.ua.edu
Fax	205-348-8841
Website	www.RollTide.com
Mailing Address	1201 Coliseum Drive - Room 170 Tuscaloosa, Ala. 35487

2022-23 NUMERICAL ROSTER

No.	Name	Pos.	Ht.	Wt.	Cl.	Major	Hometown (Previous School)
0	Jaden Bradley	G	6-3	185	Fr.	Sport Management	Rochester, N.Y. (IMG Academy)
1	Mark Sears%	G	6-1	185	Jr.	--	Muscle Shoals, Ala. (Ohio)
3	Rylan Griffen	G	6-5	180	Fr.	Kinesiology	Dallas, Texas (Richardson HS)
4	Noah Gurley	F	6-8	210	Gr.	Sport Hospitality	Fayetteville, Ga. (Furman)
5	Jahvon Quinerly	G	6-1	175	Sr.	General Studies	Hackensack, N.J. (Villanova)
10	Dom Welch#	G	6-5	205	Gr.	--	Buffalo, N.Y. (St. Bonaventure)
12	Delaney Heard	G	6-3	198	Jr.	Kinesiolody	Canton, Ga. (Oak Hill Academy)
14	Charles Bediako	C	7-0	215	So.	Finance	Brampton, Ontario (IMG Academy)
15	Noah Clowney	F	6-10	210	Fr.	Psychology	Spartanburg, S.C.(Dorman HS)
23	Nick Pringle	F	6-9	220	Jr.	Communication	Seabrook, S.C. (Dodge City CC)
24	Brandon Miller	F	6-9	200	Fr.	Business	Antioch, Tenn. (Cane Ridge HS)
25	Nimari Burnett^	G	6-4	190	So.	Business	Chicago, Ill. (Texas Tech)
30	Adam Cottrell	G	6-3	200	Sr.	Operations Management	Flowery Branch, Ga. (Lakeview Academy)
31	Max Scharnowski	F	6-6	205	Jr.	Biology	Elgin, Ill.(Wheaton Academy)
32	Kai Spears	G	6-2	160	Fr.	Business	Pittsburgh, Pa. (Bishop Canevin HS)
34	Jaden Quinerly	G	6-0	155	So.	Business	Hackensack, N.J. (Ramsey HS)

^ Injured and was redshirted during the 2021-22 season
% - Transfer
 # - Grad Transfer

2022-23 ALPHABETICAL ROSTER

No.	Name	Pos.	Ht.	Wt.	Cl.	Major	Hometown (Previous School)
14	Charles Bediako	C	7-0	215	So.	Finance	Brampton, Ontario (IMG Academy)
0	Jaden Bradley	G	6-3	185	Fr.	Sport Management	Rochester, N.Y. (IMG Academy)
25	Nimari Burnett^	G	6-4	190	So.	Business	Chicago, Ill. (Texas Tech)
15	Noah Clowney	F	6-10	210	Fr.	Psychology	Spartanburg, S.C.(Dorman HS)
30	Adam Cottrell	G	6-3	200	Sr.	Operations Management	Flowery Branch, Ga. (Lakeview Academy)
3	Rylan Griffen	G	6-5	180	Fr.	Kinesiology	Dallas, Texas (Richardson HS)
4	Noah Gurley	F	6-8	210	Gr.	Sport Hospitality	Fayetteville, Ga. (Furman)
12	Delaney Heard	G	6-3	198	Jr.	Kinesiology	Canton, Ga. (Oak Hill Academy)
24	Brandon Miller	F	6-9	200	Fr.	Business	Antioch, Tenn. (Cane Ridge HS)
23	Nick Pringle	F	6-9	220	Jr.	Communication	Seabrook, S.C. (Dodge City CC)
34	Jaden Quinerly	G	6-0	155	So.	Business	Hackensack, N.J. (Ramsey HS)
5	Jahvon Quinerly	G	6-1	175	Sr.	General Studies	Hackensack, N.J. (Villanova)
31	Max Scharnowski	F	6-6	205	Jr.	Biology	Elgin, Ill.(Wheaton Academy)
1	Mark Sears%	G	6-1	185	Jr.	--	Muscle Shoals, Ala. (Ohio)
32	Kai Spears	G	6-2	160	Fr.	Business	Pittsburgh, Pa. (Bishop Canevin HS)
10	Dom Welch#	G	6-5	205	Gr.	--	Buffalo, N.Y. (St. Bonaventure)

^ Injured and was redshirted during the 2021-22 season
% - Transfer
 # - Grad Transfer

CLASS

FRESHMAN
Jaden Bradley
Noah Clowney
Rylan Griffen
Brandon Miller
Kai Spears

SOPHOMORES
Charles Bediako
Nimari Burnett

JUNIORS
Delaney Heard
Nick Pringle
Jaden Quinerly
Max Scharnowski
Mark Sears

SENIORS/GRADUATES
Adam Cottrell
Noah Gurley (Gr.)
Jahvon Quinerly
Dom Welch (Gr.)

PRONUNCIATION GUIDE

PLAYERS

Charles Bediako	Bed-EE-ah-koe
Nimari Burnett	Nih-mahr-EE
Jahvon Quinerly	Juh-VON
Max Scharnowski	SCAR-Now-Skee

COACHES

Adam Bauman	BO-man
Bryan Hodgson	HODGE-sun
Antoine Pettway	PETT-way

BLUE COLLAR PTS

The Hard Hat Award is something created by head coach Nate Oats which is handed out to a Crimson Tide men's basketball player at the end of each game. The Blue Collar point system accumulates over the course of a game with the highest game total receiving the Hard Hat. Deflections, steals, blocks, rebounds and loose balls count for one point. Offensive rebounds are worth 1.5 points, floor dives are two and charges are worth four points.

OPPONENT	TEAM TOTAL	HARD HAT AWARD
Longwood	112.5	Charles Bediako (26.5)
Liberty	85.5	Rylan Griffen (14)
South Alabama	87.0	Noah Clowney (18.5)
Jacksonville State	80.5	Brandon Miller (12.5)
Michigan State	79.0	Brandon Miller (20.5)
UConn	77.5	Noah Clowney (23)
North Carolina	123.5	Charles Bediako (44.5)
South Dakota State	87.5	Noah Clowney (34)
Houston	73	Noah Clowney (18)
Memphis	68	Noah Clowney (17.5)
Gonzaga	68.5	Noah Clowney (19.5)
Jackson State	99	Nick Pringle (21.5)
Mississippi State	85	Brandon Miller (15)
Ole Miss	72	Charles Bediako (16)
Kentucky	85.5	Mark Sears (15)
Arkansas	67	Brandon Miller (11.5)
LSU	100	Noah Clowney (17.5)
Vanderbilt	79	Noah Clowney (15.5)
Missouri	90.5	Noah Clowney (21.5)
Mississippi State	79	Brandon Miller (17.5)
Oklahoma	55.5	Noah Clowney (12.5)
Vanderbilt	95.5	Brandon Miller (17.5)
LSU	59	Brandon Miller (16)
Florida	85.5	Charles Bediako (19)
Auburn	61.5	Nimari Burnett (11)
Tennessee	68.5	Nick Pringle (15)
Georgia	94	Nick Pringle (19)
South Carolina	75	Charles Bediako (19.5)

HARD HAT WINNERS

Noah Clowney	10
Brandon Miller	7
Charles Bediako	5
Nick Pringle	3
Nimari Burnett	1
Rylan Griffen	1
Mark Sears	1

CUMULATIVE BLUE COLLAR POINTS TOTAL

Noah Clowney	373
Brandon Miller	367
Charles Bediako	338.5
Mark Sears	204.5
Rylan Griffen	178.5
Nick Pringle	154.5
Jaden Bradley	155
Noah Gurley	143.5
Nimari Burnett	120
Jahvon Quinerly	82
Dom Welch	44.5
Jaden Quinerly	8
Delaney Heard	7
Adam Cottrell	5
Max Scharnowski	3.5
TOTALS	***2,293.5***

BREAKING DOWN THE STARTING LINEUP

Opponent (W/L)	G	G	G	F	F
Longwood (W)	Sears	Burnett	Miller	Clowney	Bediako
Liberty (W)	Sears	Burnett	Miller	Clowney	Bediako
South Alabama (W)	Sears	Burnett	Miller	Clowney	Bediako
Jacksonville State (W)	Sears	Burnett	Miller	Clowney	Bediako
vs. #12 Michigan State (W)	Sears	Burnett	Miller	Clowney	Bediako
vs. #20 UConn (L)	Sears	Burnett	Miller	Clowney	Bediako
vs. #1 North Carolina (W)	Sears	Burnett	Miller	Clowney	Bediako
South Dakota State (W)	Sears	Burnett	Miller	Clowney	Bediako
at #1 Houston (W)	Sears	Burnett	Miller	Clowney	Bediako
Memphis (W)	Sears	Bradley	Miller	Clowney	Bediako
vs. #15 Gonzaga (L)	Sears	Bradley	Miller	Clowney	Bediako
Jackson State (W)	Sears	Bradley	Miller	Gurley	Bediako
Mississippi State (W)	Sears	Bradley	Miller	Clowney	Bediako
Ole Miss (W)	Sears	Bradley	Miller	Clowney	Bediako
Kentucky (W)	Sears	Bradley	Miller	Clowney	Bediako
at Arkansas (W)	Sears	Bradley	Miller	Clowney	Bediako
LSU (W)	Sears	Bradley	Miller	Clowney	Bediako
at Vanderbilt (W)	Sears	Bradley	Miller	Clowney	Bediako
at Missouri (W)	Sears	Bradley	Miller	Clowney	Bediako
Mississippi State (W)	Sears	Bradley	Miller	Clowney	Bediako
at Oklahoma (L)	Sears	Bradley	Miller	Clowney	Bediako
Vanderbilt (W)	Sears	Bradley	Miller	Clowney	Bediako
at LSU (W)	Sears	Bradley	Miller	Clowney	Bediako
Florida (W)	Sears	Bradley	Miller	Clowney	Bediako
at Auburn (W)	Sears	Bradley	Miller	Clowney	Bediako
at Tennessee (L)	Sears	Bradley	Miller	Clowney	Bediako
Georgia (W)	Sears	Bradley	Miller	Clowney	Bediako
at South Carolina (W)	Sears	Bradley	Miller	Clowney	Bediako
Arkansas					
Auburn					
at Texas A&M					

Consecutive starts: Sears 28, Bradley 19, Miller 28, Clowney 16, Bediako 28
Number of different starting lineups: 3

Record by Lineup (bold indicates most recent lineup)

15-3	**Sears, Bradley, Miller, Clowney, Bediako**
1-0	Sears, Bradley, Miller, Gurley, Bediako
8-1	Sears, Burnett, Miller, Clowney, Bediako

SEASON DEFLECTIONS

Mark Sears	46
Brandon Miller	37
Noah Clowney	31
Jaden Bradley	23
Rylan Griffen	17
Charles Bediako	17
Noah Gurley	15
Nimari Burnett	15
Nick Pringle	12
Jahvon Quinerly	7
Adam Cottrell	3
TOTALS	***223***

DUNKS

Charles Bediako	27
Noah Clowney	19
Brandon Miller	18
Nick Pringle	18
Noah Gurley	8
Rylan Griffen	5
Mark Sears	2
Jaden Bradley	2
Nimari Burnett	1
TOTALS	***100***

SPECIALTY STATS

Opponent	Paint	Pts off T/O	2ndCh	FastB	Bench
LONGWOOD	24	11	8	2	27
ALABAMA	48	10	19	11	29
LIBERTY	18	14	4	0	16
ALABAMA	34	16	17	11	38
SOUTH ALABAMA	36	17	14	10	5
ALABAMA	22	7	22	12	17
JACKSONVILLE STATE	14	9	10	0	10
ALABAMA	22	24	21	16	32
MICHIGAN STATE	38	18	11	12	24
ALABAMA	30	7	15	10	13
UCONN	34	23	5	13	20
ALABAMA	30	11	12	17	23
NORTH CAROLINA	54	13	18	24	14
ALABAMA	40	20	15	15	47
SOUTH DAKOTA STATE	32	3	7	0	9
ALABAMA	28	15	19	14	8
HOUSTON	38	18	14	7	10
ALABAMA	30	17	11	7	27
MEMPHIS	54	13	11	18	26
ALABAMA	32	17	9	18	26
GONZAGA	50	23	7	12	19
ALABAMA	42	11	11	18	16
JACKSON STATE	24	17	9	8	25
ALABAMA	46	27	4	18	29
MISSISSIPPI STATE	18	17	11	11	32
ALABAMA	26	11	6	14	16
OLE MISS	36	6	16	4	30
ALABAMA	38	12	14	10	23
KENTUCKY	20	2	15	4	24
ALABAMA	36	8	10	21	20
ARKANSAS	40	7	8	4	31
ALABAMA	32	24	8	24	16
LSU	18	2	8	8	33
ALABAMA	30	19	32	15	50
VANDERBILT	26	12	6	9	41
ALABAMA	40	7	8	11	20
MISSOURI	30	6	7	3	45
ALABAMA	26	15	21	10	26
MISSISSIPPI STATE	40	9	9	0	14
ALABAMA	26	22	5	7	32
OKLAHOMA	42	17	7	4	18
ALABAMA	38	11	15	7	32
VANDERBILT	18	6	12	2	20
ALABAMA	32	27	9	27	48
LSU	22	7	6	5	24
ALABAMA	24	3	4	7	31
FLORIDA	32	9	7	10	12
ALABAMA	36	12	13	9	29
AUBURN	20	17	8	7	14
ALABAMA	44	9	7	14	25
TENNESSEE	28	26	14	2	17
ALABAMA	12	2	4	5	17
GEORGIA	28	12	6	8	15
ALABAMA	44	11	20	12	52
SOUTH CAROLINA	24	17	2	6	9
ALABAMA	5	19	9	21	5
OPPONENT Totals	**850**	**333**	**250**	**181**	**560**
Average/Game	**30.6**	**11.9**	**8.9**	**6.5**	**20.0**
ALABAMA Totals	**898**	**405**	**356**	**380**	**758**
Average/Game	**32.1**	**14.5**	**12.7**	**13.6**	**27.1**

ALABAMA BASKETBALL: NO. 1 SEED RESUME

Alabama is in its 110th season of basketball in 2022-23 and emabrking on one of its best seasons in the history of the program. The Tide's first season of hoops came in 1912-13. There was no season in 1943-44 due to World War II.

- **Historic SEC Start:** Alabama became the third team in the last 50 years to start SEC play by winning each of its first seven contests by double figures (+21.0 scoring margin) joining Kentucky (1994-95) and Florida (2012-13)
- **Top-25 Wins:** The Crimson Tide currently has five top-25 wins this season, which ranks second-best in the nation behind Purdue and Kansas. Alabama is 5-2 against top-25 opponents this season.
- **Historical Conference Play:** Alabama is the only Power 5 team to start 12-0 in conference play while outscoring opponents by 250 combined points since 1980-81
- **Strength of Schedule:** After having the No. 1 strength of schedule in the nation a year ago, Alabama currently has the No. 1 strength of schedule this season.
- **Non-Conference Wins:** The Tide defeated three ranked teams before the New Year. Alabama's previous high was in 2015 when it knocked off No. 17 Notre Dame and No. 20 Wichita State prior to conference play beginning in 2016
- **Taking Down No. 1:** Alabama is the first team since 1965-66 (Duke) with multiple wins over the AP No. 1 team before the New Year.
- **Bamalytics:** The Tide is one of two schools (Houston) to rank in the top-15 in both defense adjusted efficiency (No. 5) and in offense adjusted efficiency (No. 15) according to KenPom
- **Clean the Glass:** Alabama ranks No. 1 in the nation in rebounds per game and defensive rebounds per game.
- **Nation's Best Freshman:** Brandon Miller leads all freshmen in Division I in points per game (19.5) and has been named the SEC Freshman of the Week six times this season, tying the Alabama record held by James "Hollywood" Robinson
- **Nation's Best Freshman Class:** Alabama's four freshmen - Jaden Bradley, Noah Clowney, Rylan Griffen and Brandon Miller - have accounted for 52% of Alabama's scoring this season
- **SEC Freshman of the Week:** Alabama's Brandon Miller (six-time) and Noah Clowney (two-time) have won SEC Freshman of the Week eight out of the 15 weeks this season
- **Elite Company:** Miller is the first Division I freshman to have at least 30 points, eight rebounds, and four three-pointers made in back-to-back games since Texas' Kevin Durant did so in three straight games in February/March 2007.

BRANDON MILLER: NATIONAL PLAYER OF THE YEAR

Brandon Miller has proven to not only be one of the best freshmen in the country, but one of the best players in the nation and has put together quite the All-American resume.

- **Historical Stats:** Miller is on pace for more than 650 points, 275 rebounds and 110 three-pointers this season. The only player in Division I history to hit all three marks in a season was Duke's Shane Battier in the 2000-01 season which saw him win the Wooden Award & Final Four Most Outstanding Player.
- **Big Games-Big Performances:** Miller has scored 148 points against AP Top-25 teams this season.
- **Elite Scorer:** Miller leads all freshmen in points per game this season and ranks No. 47 overall and has recorded two 30-point games and has posted ten 20-point games. Miller joins Collin Sexton as the only Alabama freshmen in the last 15 seasons with three 30-point games.
- **All-Around Player:** Miller is the only player in Division I to score 545 points, record 225 rebounds and make 85 three-pointers this season.
- **SEC's Best Player:** Miller leads the conference in scoring (19.5) and three-point field goal percentage (.431), ranks fourth in rebounds per game (8.0), No. 7 in field goal percentage (.466), and third in free throw percentage (.833).

NATIONAL HONORS

CHARLES BEDIAKO

- Kareem Abdul-Jabbar Award Watch List

BRANDON MILLER

- John R. Wooden Award Late Season Watch List
- Oscar Robertson Award Midseason Watch List
- Julius Erving Award Watch List
- Preseason Second Team All-SEC (Coaches)
- Preseason Second Team All-SEC (Media)

JAHVON QUINERLY

- Bob Cousy Award Watch List
- Preseason First Team All-SEC (Coaches)
- Preseason Second Team All-SEC (Media)
- SEC Tournament Most Outstanding Player (2021)
- SEC All-Tournament Team (2021)

RECORD WHEN...

At home	13-0
On the road	9-2
At neutral sites	2-2
In SEC games	14-1
SEC home games	7-0
SEC road games	7-1
In non-conference games	10-3
In postseason games	0-0
In overtime	2-0
In games decided by ...	
3 points or less (one possession games)	4-0
4-6 points or less (two possession games)	1-0
7 points or more	19-4
Leading at the half	19-0
Trailing at the half	3-3
Tied at the half	2-1
Shooting 40% or better	20-2
Shooting less than 40%	4-2
Opponent 40% or better	6-3
Opponent shoots less than 40%	18-1
Shooting same or better than opponent	20-0
Shooting worse than opponent	4-4
Outrebounding opponent	18-3
Opponent outrebounds UA	5-1
Rebounds are tied	1-0
70% or better on FT	12-3
less than 70% on FT	12-1
More FT att. than opponent	15-3
Less FT att. than opponent	8-1
Same FT att. as opponent	1-0
40% or better on 3PT	9-0
Less than 40% on 3PT	15-4
More turnovers than opponent	12-3
Less turnovers than opponent	12-0
Same turnovers as opponent	0-1
Scoring 80 or more points	14-1
Scoring 70-79 points	8-0
Scoring 60-69 points	2-2
Scoring 50-59 points	0-1
Scoring less than 50 points	0-0
Allowing 80 or more points	2-3
Allowing 70-79 points	2-0
Allowing 60-69 points	14-1
Allowing 50-59 points	5-0
Allowing less than 50 points	1-0
On Sunday	1-0
On Monday	1-0
On Tuesday	6-0
On Wednesday	5-1
On Thursday	1-0
On Friday	2-1
On Saturday	8-2
In November	6-1
In December	5-1
In January	8-1
In February	5-1
In March	0-0

FOREIGN TOUR

- The Crimson Tide ended the 2022 Foreign Tour with a perfect 3-0 record, which included wins over the Chinese National Team (89-77), the Spain Select Team (108-64) and Lithuania B National Team (120-61)
- Head coach Nate Oats started three different starting lineups on the Tide's Foreign Tour
- The Hard Hat Award winners for the three games were Nimari Burnett, Rylan Griffen and Brandon Miller
- Across three games overseas, Miller led the Tide in scoring at 22.0 points per contest

NATION'S BEST REBOUNDING TEAM

- The Crimson Tide is the only team in the SEC to have two players in the top-five in rebounds as, Brandon Miller and Noah Clowney rank No. 4 in the conference (8.0 rpg)
- Alabama has outrebounded 21 of its 28 opponents this season by a margin of 7.2, which is No. 11 in Division I
- The Tide grabbed 67 rebounds in their season opener against Longwood, which is tied for the fourth most in a game this season by a Division I team
- Noah Clowney has grabbed double-digit rebounds in six contests this season and ranks No. 86 in the country in rebounds per game

DOM WELCH - A TRIBUTE TO BUFFALO

- Dom Welch, the graduate transfer from St. Bonaventure, makes his way to Tuscaloosa after four seasons with the Bonnies
- After wearing No. 1 for the last four seasons at St. Bonaventure, Welch has changed his jersey number to No. 10, as the native of Buffalo, N.Y. will honor the 10 victims from the Tops Supermarket shooting and represent his home city
- Finished his four-year career with the Bonnies with 1,198 points and finished third for career three-pointers (257) and 21st in rebounding (649) as well as 32nd in scoring

BAMA IN THE PROS

- Here is a list of the former Alabama players that are currently playing professionally:

Player	Team
Jordan Bruner	Imortal Basket (Portugal)
JD Davidson	Maine Celtics
Keon Ellis	Sacramento Kings
JaMychal Green	Golden State Warriors
Donta Hall	AS Monaco (France)
Herb Jones	New Orleans Pelicans
Kira Lewis Jr.	New Orleans Pelicans
Retin Obasohan	ASVEL Basket (France)
John Petty	Birmingham Squadron
Levi Randolph	Hapoel Jerusalem (Israel)
Alex Reese	Luxembourg Amicale Steesel
Jaden Shackelford	Oklahoma City Blue
Colin Sexton	Utah Jazz

THE TIDE IN THE NATIONAL POLLS

MEDIA OUTLET	ALABAMA'S RANKING
AP Top 25	No. 2
USA Today Coaches Poll	No. 2
NET Rankings	No. 2
KenPom	No. 3
Field of 68	No. 2
CBS Top 25	No. 2
Rothstein 45	No. 2
ESPN BPI	No. 2
Andy Katz Power 36	No. 3

BY THE NUMBERS

1
The Tide rank No. 1 in the country in rebounds per game and defensive rebounds

1
Brandon Miller is scoring 19.5 points per game, which ranks No. 1 among all freshmen in the country

4
Brandon Miller and Noah Clowney are tied for No. 4 in the SEC in rebounds per game (8.0) and No. 87 in the country

4
The 2022-23 Crimson Tide roster features four McDonald's All-Americans. In addition to Jaden Bradley (2022) and Miller (2022), Nimari Burnett (2020) and Quinerly (2019) also earned the national honor. It is the most McDonald's All-Americans on the same roster in program history

10
Ranking of the 2023 signing class, which consists of three four-star signees and the top player from the state of Alabama by Rivals. It is the first time in program history Alabama has had four straight top-15 signing classes in the modern era

291-823
Alabama ranks first in the SEC in three-pointers made this season with 291 makes from beyond the arc

547
Brandon Miller's 547 points this season ranks No. 30 in program history for most points scored in a single season

1,834
Alabama's newcomers have scored 1,834 of the Tide's 2,331 points (78.7 percent) this season

838
Number of SEC wins for Alabama, which ranks second among all league teams (Kentucky has 1,035). The Crimson Tide's SEC winning percentage of .565 is third-best in the conference annals, behind Kentucky (.778) and Tennessee (.567)

1,760
Number of all-time wins for Alabama in 110 years of basketball, which ranks third in the SEC behind Kentucky and Arkansas

THE TIDE IN THE NATIONAL & CONFERENCE STATS

- Below is a breakdown of where UA ranks in the SEC and NCAA (all numbers as of 2/22):

CATEGORY	STAT	SEC ALL GAMES	SEC ONLY	NCAA
Rebounds Per Game	44.4	1	3	1
Defensive Rebounds	32.0	1	1	1
3FG Percentage Defense	.270	2	3	2
FG Percentage Defense	.374	2	1	3
Three Point Attempts Per Game	29.4	1	1	4
Scoring Margin	+14.6	1	2	5
Scoring Offense	83.2	1	3	6
Three Pointers Per Game	10.4	1	1	7
FT Attempts Per Game	23.7	2	2	7
Rebound Margin	+7.2	3	9	11
FTs Made Per Game	17.0	2	2	12
Blocks Per Game	5.1	4	3	15
Bench Points Per Game	27.0	3	4	22
Offensive Rebounds	12.4	3	3	22
Fastbreak Points	13.4	2	2	28
Assists Per Game	15.1	4	3	50
Effective FG Percentage	.536	2	2	60
Three Point Percentage	.354	3	2	119
Field Goal Percentage	.452	4	3	150
Free Throw Percentage	.718	4	6	163
Steals Per Game	6.0	12	12	220
TOs Forced Per Game	11.8	10	6	256

SEC PRESEASON MEDIA POLLS

RANKING (MEDIA)	TEAM	1ST TEAM ALL-SEC (MEDIA)	TEAM
No. 1	Kentucky	Nick Smith Jr.	Arkansas
No. 2	Arkansas	Colin Castleton	Florida
No. 3	Tennessee	Oscar Tshiebwe	Kentucky
No. 4	Auburn	Sahvir Wheeler	Kentucky
No. 5	**Alabama**	Santiago Vescovi	Tennessee
No. 6	Texas A&M	**2ND TEAM ALL-SEC (MEDIA**	**TEAM**
No. 7	Florida	**Brandon Miller**	**Alabama**
No. 8	LSU	**Jahvon Quinerly**	**Alabama**
No. 9	Ole Miss	KJ Williams	LSU
No. 10	Mississippi State	Josiah-Jordan James	Tennessee
No. 11	Missouri	Zakai Ziegler	Tennessee
No. 12	Vanderbilt	**SEC PLAYER OF THE YEAR (MEDIA)**	**TEAM**
No. 13	Georgia	Oscar Tshiebwe	Kentucky
No. 14	South Carolina		

STATS IN WINS VS LOSSES

- Below is a breakdown of key stats in Alabama's wins compared to the same stats in its zero losses on the year.

GAMES	POINTS PER GAME	FG%	3FG%	REBS PER GAME	ASTS PER GAME
	UA-OPP (MARGIN)	*UA / OPP*	*UA / OPP*	*UA / OPP (MARGIN)*	*UA / OPP*
Won (24)	85.3-65.8 (+19.5)	.457 /.356	.356 /.249	45.5/37.7 (+7.8)	16.1 /9.4
Lost (4)	71.3-85.8 (-14.5)	.420/.488	.333/.403	37.5/34.3 (+3.3)	9.5/16.8

• When Nate Oats was formally introduced as head men's basketball coach at The University of Alabama on March 28, 2019, he promised fans would see an entertaining, up-tempo and fast-paced style of play. And that's exactly what he has delivered during his time in Tuscaloosa.

• The immediate success became evident in his second year at the helm of the program as Oats guided the 2020-21 Crimson Tide to one of its best seasons in the program's illustrious history. Alabama finished the year with a 26-7 overall mark, won 16 conference games (16-2), captured both the SEC regular season and tournament championships, and ended the year ranked No. 5 in the Associated Press' final national rankings which matched the best end-of-season ranking in program history.

• As a result, Oats was rewarded midway through the 2020-21 season with a contract extension that is set to keep him in charge of the Crimson Tide basketball program through March 14, 2027.

• An indicator of Alabama's resurgence can be seen by looking at the last two NBA Drafts. Prior to his arrival, the Tide had just one men's basketball player selected among the top 15 picks from 1992-2019. As a coach who is known for developing talent, Oats has now had four Alabama players selected in the NBA Draft in the last three seasons. For the first time in program history, Alabama has had an NBA Draft Lottery (top-14 pick) in back-to-back years as the New Orleans Pelicans selected Kira Lewis Jr. No. 13 overall in the 2020 NBA Draft Lottery while Joshua Primo was taken by the San Antonio Spurs at No. 12, making UA one of three schools across the nation to have an NBA Lottery pick in each of the last two drafts during that span.

• Furthermore, Herbert Jones was taken by the Pelicans with the fifth pick in the second round (No. 35 overall) of the 2021 Draft which gave Alabama two players drafted in the same year for the 11th time in program history and the first since 1995. That Tide was also one of only 11 schools nationwide to have more than one player selected.

• Both Primo and Jones earned their way onto draft boards as a result of one of the best seasons in the 100-plus years of Alabama basketball. The 2020-21 Alabama squad claimed both the Southeastern Conference regular season and tournament championships – the only power five program to sweep both the regular season and tournament titles in 2021 – and reached the Sweet 16 for the first time since 2004.

• The season's success snapped some lengthy dry spells within the program as Oats guided Alabama to its first conference championship in 19 years (dating back to 2002), first tournament championship in 30 years (dating back to 1991) and first Sweet 16 showing in 17 years (dating back to 2004). As a result, Oats was named the 2021 SEC Coach of the Year, making him the fourth Alabama head coach to earn the recognition while he earned the accolade for the third time in his career (Mid-American Conference Coach of the Year in 2018 and 2019). Oats was also honored as the United States Basketball Writers Association (USBWA) and the National Association of Basketball Coaches (NABC) District Coach of the Year and was one of four finalists for the 2021 Naismith National Coach of the Year.

• Oats has boasted eight players who have earned SEC postseason honors, coached three NBA Draft picks, three SEC First Team honorees, the 2021 SEC Tournament MVP and the 2021 SEC Player and Defensive Player of the Year.

• Across his two years, the Tide has combined to lead the nation in three-pointers made per game (10.7), total three-point shots made (682) and total threes attempted (1,946) while averaging more than 80.5 points per game and breaking several school and conference records along the way. Additionally, UA has collected 35 games (out of the 64 he has coached) of scoring 80 or more points, including a school-record 19 such contests in 2020-21.

• Similar to his expectations on the court, Oats places a high emphasis off the court, particularly in the classroom and the community. Since take over the reigns in 2019, 20 men's basketball players have been named to either the SEC Academic Honor Roll or SEC First Year Honor Roll while earned have graduated and earned a diploma. Additionally, the team set a record for cumulative grade point average in 2020 while maintaining a team GPA over above 3.0 during his time at the helm.

• The program's success has also resulted positively on the recruiting trail as Oats and his staff have signed back-to-back top-10 recruiting classes in 2020 and 2021. Excluding graduate transfers and JUCO signees, of the eight signed players during Oats' two seasons at Alabama, four have been five-star prospects while the other four were all rated as four-star signees. Moreover, the 2020-21 team alone features three McDonald's All-Americans (Jahvon Quinerly, Nimari Burnett and JD Davison).

• Whether it's on the court, in the classroom or out recruiting future Crimson Tide stars, Oats' has returned a winning attitude around the Alabama program. Much of that he credits to instilling three core values that make up the pillars on which the team's culture is built – Max Effort, Continuous Growth and Selfless Love.

CAREER HISTORY AND RESULTS

UNIVERSITY OF BUFFALO, HEAD COACH, 2015-19

Year	Record	Pct.	MAC Record	Pct.	Postseason
2015-16	20-15	.571	10-8	.556	NCAA First Round
2016-17	17-15	.531	11-7	.611	
2017-18	27-9	.750	15-3	.833	NCAA Second Round
2018-19	32-4	.889	16-2	.889	NCAA Second Round
Total (4)	***96-43***	***.696***	***60-30***	***.667***	

UNIVERSITY OF ALABAMA, HEAD COACH, 2019-PRESENT

Year	Record	Pct.	SEC Record	Pct.	Postseason
2019-20	16-15	.516	8-10	.444	NA
2020-21	26-7	.788	16-2	.889	NCAA Tournament Sweet 16
2021-22	19-14	.575	9-9	.500	NCAA Tournament First Round
2022-23	24-4	.857	14-1	.933	
Total (4)	***85-40***	***.680***	***47-22***	***.681***	
Total (8)	***181-83***	***.686***	***107-52***	***.673***	

HONORS

SEC Coach of the Year (2021)
MAC Coach of the Year (2018, 2019)
NABC District Coach of the Year (2018, 2019)
3x Regular Season Champions (2x MAC, 1x SEC)

POSTSEASON

4x Conference Tournament Champions (MAC 3x, SEC 1x)

ON THE BENCH

CHARLIE HENRY
Assistant Coach

• In his fourth season at Alabama
• Boasts more than 11 years of coaching experience on three major levels of basketball – NBA, G League and DI power-five schools – including stops at the Chicago Bulls, Windy City Bulls and Iowa State

BRYAN HODGSON
Assistant Coach

• In his fourth season at Alabama
• Instrumental in signing the nation's No. 3-ranked signing class in 2022 and No. 9 -ranked class in 2021 according to 247sports
• Ranked No.6 on 247sports' list of the top 2020 coach recruiter rankings

ANTOINE PETTWAY
Assistant Coach

• In his 12th season as an assistant coach at his alma mater and his 14th on the Alabama staff
• Known as one of the top recruiters in the country and was listed by 247sports.com as the No. 8 recruiter in the nation for the 2021 class
• Prior to that, he was ranked No. 1 nationally in 2019, No. 3 in 2017 and No. 9 in 2018

ADAM BAUMAN
Director of Scouting and Analytics

• In his fourth season at Alabama and in his first year serving as the program's director of scouting and analytics
• Responsible for overseeing the budget, scheduling, all analytics, recruiting coordinator, advance scouting and camps, among other duties

DEREK RONGSTAD
Director of Video Services

• In his fourth season at Alabama and in his second year serving as the program's director of video services
• Oversees all video aspects for the program and serves an instrumental role when it comes to game



CHRISTIAN PINO
Director of Player Development

• In his third season at Alabama and in his first year serving as the program's director of player development
• Responsible for skill development, as well as assisting with practice plans and game charts.

#0 JADEN BRADLEY

Rochester, N.Y.
IMG Academy

Guard / Freshman / 6-3 / 185

CAREER HIGHS

Points	18	vs. Gonzaga (12/17/22)
Rebounds	6	2x, last vs. Jacksonville State (11/18/22)
Assists	7	3x, last vs. Georgia (2/18/23)
Steals	2	3x, last at Tennessee (2/15/23)
Blocks	2	at Vanderbilt (1/17/23)
Minutes	34:48	at South Carolina (2/22/23)
Field Goals	6	2x, last at Vanderbilt (1/17/23)
FG Att.	12	vs. Gonzaga (12/17/22)
3-Point FG	1	4x, last at Arkansas (1/11/23)
3-Point Att.	2	3x, last at Arkansas (1/11/23)
Free Throws	10	at Tennessee (2/15/23)
FT Att.	14	at Tennessee (2/15/23)

2022-23 SEASON HIGHS

Points	18	vs. Gonzaga (12/17/22)
Rebounds	6	2x, last vs. Jacksonville State (11/18/22)
Assists	7	3x, last vs. Georgia (2/18/23)
Steals	2	3x, last at Tennessee (2/15/23)
Blocks	2	at Vanderbilt (1/17/23)
Minutes	34:48	at South Carolina (2/22/23)
Field Goals	6	2x, last at Vanderbilt (1/17/23)
FG Att.	12	vs. Gonzaga (12/17/22)
3-Point FG	1	4x, last at Arkansas (1/11/23)
3-Point Att.	2	3x, last at Arkansas (1/11/23)
Free Throws	10	at Tennessee (2/15/23)
FT Att.	14	at Tennessee (2/15/23)

MISCELLANEOUS STATS

CATEGORY	2022-23	CAREER
Double-digit scoring	11	11
20+ point games	0	0
Double-digit rebounding	0	0
Double-doubles	0	0
Led UA in scoring	0	0
Led UA in rebounding	0	0
Led UA in three-pointers	0	0
Led UA in assists	16	16
Led UA in steals	7	7
Led UA in blocks	2	2
5+ assist games	7	7
3+ three-pointers	0	0
3+ steal games	0	0
3+ block games	0	0

BRADLEY'S SEASON STATS

2022-23 Alabama Men's Basketball
Individual Game-by-Game
All games

as of Feb 23, 2023

#0 BRADLEY, Jaden

				Total		3-Pointers		Free throws		Rebounds											
Opponent	Date	GS	MIN	FG-FGA	PCT	3FG-3FGA	PCT	FT-FTA	PCT	OFF	DEF	TOT	AVG	PF	A	TO	BLK	STL	PTS	AVG
Longwood	11/07/2022		22:12	3-5	.600	0-0	.000	5-6	.833	2	4	6	6.0	2	1	1	0	1	11	11.0
Liberty	11/11/2022		26:22	3-5	.600	0-0	.000	4-6	.667	0	0	0	3.0	1	3	1	0	2	10	10.5
at South Alabama	11/15/2022		18:44	3-6	.500	1-2	.500	0-0	.000	0	1	1	2.3	3	1	2	0	0	7	9.3
Jacksonville St.	11/18/2022		19:56	3-4	.750	1-1	1.000	0-0	.000	0	6	6	3.3	4	5	3	0	1	7	8.8
vs Michigan St.	11/24/2022		20:37	1-4	.250	0-0	.000	0-0	.000	0	4	4	3.4	3	5	2	0	2	2	7.4
vs UConn	11/25/2022		18:55	3-4	.750	0-0	.000	6-8	.750	0	2	2	3.2	3	4	3	0	0	12	8.2
vs North Carolina	11/27/2022		28:44	4-7	.571	0-0	.000	2-5	.400	1	2	3	3.1	1	2	3	0	0	10	8.4
South Dakota St.	12/03/2022		17:57	1-5	.200	0-0	.000	1-2	.500	1	2	3	3.1	0	2	1	0	1	3	7.8
at Houston	12/10/2022		24:43	5-9	.556	0-0	.000	2-3	.667	1	4	5	3.3	0	4	0	0	0	12	8.2
Memphis	12/13/2022	*	21:33	3-7	.429	1-2	.500	3-4	.750	1	1	2	3.2	4	5	3	0	0	10	8.4
vs Gonzaga	12/17/2022	*	30:50	6-12	.500	0-1	.000	6-6	1.000	0	2	2	3.1	3	4	2	1	0	18	9.3
Jackson St.	12/20/2022	*	20:58	1-8	.125	0-4	.000	2-2	1.000	0	2	2	3.0	1	7	3	0	1	4	8.8
at Mississippi St.	12/28/2022	*	24:44	2-7	.286	0-2	.000	3-4	.750	0	3	3	3.0	2	7	4	0	0	7	8.7
Ole Miss	01/03/2023	*	23:51	2-8	.250	0-0	.000	10-12	.833	0	3	3	3.0	2	3	1	0	0	14	9.1
Kentucky	01/07/2023	*	22:15	2-4	.500	0-0	.000	2-2	1.000	0	4	4	3.1	3	3	3	0	1	6	8.9
at Arkansas	01/11/2023	*	21:19	2-9	.222	1-2	.500	0-2	.000	0	4	4	3.1	0	3	2	0	1	5	8.6
LSU	01/14/2023	*	20:52	2-4	.500	1-1	1.000	2-2	1.000	0	1	1	3.0	2	6	2	0	0	7	8.5
at Vanderbilt	01/17/2023	*	30:44	6-9	.667	0-0	.000	0-0	.000	0	3	3	3.0	3	3	4	2	1	12	8.7
at Missouri	01/21/2023	*	24:16	1-5	.200	0-0	.000	6-8	.750	1	2	3	3.0	1	3	4	0	0	8	8.7
Mississippi St.	01/25/2023	*	11:42	2-7	.286	0-1	.000	0-0	.000	0	1	1	2.9	0	1	1	0	0	4	8.5
at Oklahoma	01/28/2023	*	17:18	0-3	.000	0-0	.000	1-3	.333	1	0	1	2.8	4	0	3	0	0	1	8.1
Vanderbilt	01/31/2023	*	18:13	2-3	.667	1-1	1.000	1-4	.250	0	3	3	2.8	2	3	2	0	2	6	8.0
at LSU	02/04/2023	*	15:06	0-3	.000	0-2	.000	2-2	1.000	0	4	4	2.9	2	2	1	0	0	2	7.7
Florida	02/08/2023	*	17:21	2-2	1.000	0-0	.000	4-4	1.000	1	3	4	2.9	3	5	1	0	0	8	7.8
at Auburn	02/11/2023	*	21:38	5-6	.833	0-0	.000	2-6	.333	0	1	1	2.8	2	2	0	0	1	12	7.9
at Tennessee	02/15/2023	*	27:19	2-6	.333	0-0	.000	10-14	.714	1	1	2	2.8	1	4	2	0	2	14	8.2
Georgia	02/18/2023	*	14:14	0-1	.000	0-1	.000	0-2	.000	0	2	2	2.8	0	7	0	0	0	0	7.9
at South Carolina	02/22/2023	*	34:48	2-9	.222	0-1	.000	2-4	.500	1	3	4	2.8	3	3	1	0	0	6	7.8
Totals		**19**	**617:11**	**68-162**	**.420**	**6-21**	**.286**	**76-111**	**.685**	**11**	**68**	**79**	**2.8**	**55**	**98**	**55**	**3**	**16**	**218**	**7.8**

Player Averages

Games Played	Minutes/ game	Points/ game	FG Pct	3FG Pct	FT Pct	Rebounds/ game	Assists/ game	Turnovers/ game	Assist/Turnover ratio	Steals/ game	Blocks/ game
28	22.0	7.8	42.0	28.6	68.5	2.8	3.5	2.0	1.8	0.6	0.1

BRADLEY'S CAREER STATS

Year	GP	GS	Min	Avg	FG	FGA	Pct	3FG	3FGA	Pct	FT	FTA	Pct	Off	Def	Tot	Avg	PF	FO	Ast	TO	Blk	Stl	Pts	Avg
2022-23	28	19	617	22.0	68	162	.420	6	21	.286	76	111	.685	11	68	79	2.8	55	0	98	55	3	16	218	7.8
TOTAL	**28**	**19**	**617**	**22.0**	**68**	**162**	**.420**	**6**	**21**	**.286**	**76**	**111**	**.685**	**11**	**68**	**79**	**2.8**	**55**	**0**	**98**	**55**	**3**	**16**	**218**	**7.8**

#1 MARK SEARS

Muscle Shoals, Ala.
Ohio
Hargrave Military Academy

Guard / Junior / 6-1 / 185

CAREER HIGHS

Points	37	vs. Abilene Christian (3/21/22)
Rebounds	13	vs. Bowling Green (3/1/22)
Assists	9	vs. Miami (1/18/22)
Steals	6	vs. Kentucky (1/7/23)
Blocks	1	6x, last at LSU (2/4/23)
Minutes	40	7x, last vs. Abilene Christian (3/11/22)
Field Goals	11	vs. USC Upstate (12/21/22)
FG Att.	20	2x, last vs. Abilene Christian (3/11/22)
3-Point FG	7	vs. North Carolina (11/27/22)
3-Point Att.	11	vs. North Carolina (11/27/22)
Free Throws	16	last vs. Abilene Christian (3/11/22)
FT Att.	21	last vs. Abilene Christian (3/11/22)

2022-23 SEASON HIGHS

Points	26	at Arkansas (1/11/23)
Rebounds	10	vs. Longwood (11/7/22)
Assists	8	vs. Vanderbilt (1/31/23)
Steals	6	vs. Kentucky (1/7/23)
Blocks	1	3x, last at LSU (2/4/23)
Minutes	55:03	vs. North Carolina (11/27/22)
Field Goals	8	2x, last vs. North Carolina (11/27/22)
FG Att.	16	at Arkansas (1/11/23)
3-Point FG	7	vs. North Carolina (11/27/22)
3-Point Att.	11	vs. North Carolina (11/27/22)
Free Throws	10	at Arkansas (1/11/23)
FT Att.	13	vs. Memphis (12/13/22)

MISCELLANEOUS STATS

CATEGORY	2022-23	CAREER
Double-digit scoring	18	57
20+ point games	4	24
Double-digit rebounding	1	4
Double-doubles	1	4
Led UA in scoring	5	5
Led UA in rebounding	1	1
Led UA in three-pointers	6	6
Led UA in assists	8	8
Led UA in steals	12	12
Led UA in blocks	1	1
5+ assist games	5	26
3+ three-pointers	7	22
3+ steal games	3	15
3+ block games	0	0

SEARS' SEASON STATS

2022-23 Alabama Men's Basketball
Individual Game-by-Game
All games

Page 2/16
as of Feb 23, 2023

#1 SEARS, Mark

				Total		3-Pointers		Free throws		Rebounds											
Opponent	Date	GS	MIN	FG-FGA	PCT	3FG-3FGA	PCT	FT-FTA	PCT	OFF	DEF	TOT	AVG	PF	A	TO	BLK	STL	PTS	AVG
Longwood	11/07/2022	*	29:14	2-11	.182	1-5	.200	7-8	.875	1	9	10	10.0	2	5	5	0	0	12	12.0
Liberty	11/11/2022	*	29:43	8-11	.727	3-5	.600	3-6	.500	2	6	8	9.0	1	4	5	0	0	22	17.0
at South Alabama	11/15/2022	*	30:11	3-10	.300	2-4	.500	1-2	.500	0	4	4	7.3	0	2	2	0	1	9	14.3
Jacksonville St.	11/18/2022	*	27:48	6-14	.429	4-10	.400	2-2	1.000	0	0	0	5.5	0	3	2	1	1	18	15.3
vs Michigan St.	11/24/2022	*	26:24	2-10	.200	0-4	.000	3-4	.750	1	4	5	5.4	0	5	0	0	0	7	13.6
vs UConn	11/25/2022	*	34:39	3-8	.375	1-4	.250	1-1	1.000	0	5	5	5.3	2	1	2	0	0	8	12.7
vs North Carolina	11/27/2022	*	55:03	8-13	.615	7-11	.636	1-2	.500	1	4	5	5.3	0	5	5	0	1	24	14.3
South Dakota St.	12/03/2022	*	30:50	6-11	.545	4-7	.571	3-3	1.000	0	1	1	4.8	0	3	0	0	1	19	14.9
at Houston	12/10/2022	*	22:18	3-6	.500	2-4	.500	3-4	.750	1	2	3	4.6	3	2	2	0	0	11	14.4
Memphis	12/13/2022	*	31:09	4-6	.667	1-3	.333	9-13	.692	1	0	1	4.2	2	0	2	1	2	18	14.8
vs Gonzaga	12/17/2022	*	30:26	1-8	.125	1-6	.167	2-2	1.000	0	2	2	4.0	2	2	3	0	0	5	13.9
Jackson St.	12/20/2022	*	34:03	5-10	.500	3-6	.500	2-2	1.000	0	1	1	3.8	1	2	1	0	2	15	14.0
at Mississippi St.	12/28/2022	*	36:19	5-11	.455	4-8	.500	6-6	1.000	1	1	2	3.6	1	3	1	0	2	20	14.5
Ole Miss	01/03/2023	*	26:19	5-11	.455	1-3	.333	5-7	.714	3	3	6	3.8	2	1	3	0	1	16	14.6
Kentucky	01/07/2023	*	30:58	4-10	.400	2-6	.333	6-8	.750	0	6	6	3.9	0	4	2	0	6	16	14.7
at Arkansas	01/11/2023	*	37:54	7-16	.438	2-4	.500	10-10	1.000	1	3	4	3.9	2	3	2	0	3	26	15.4
LSU	01/14/2023	*	23:21	4-9	.444	2-7	.286	2-2	1.000	0	5	5	4.0	2	1	1	0	3	12	15.2
at Vanderbilt	01/17/2023	*	25:39	1-5	.200	1-5	.200	0-0	.000	0	4	4	4.0	2	3	2	0	1	3	14.5
at Missouri	01/21/2023	*	33:26	4-12	.333	1-7	.143	8-9	.889	1	7	8	4.2	2	3	1	0	3	17	14.6
Mississippi St.	01/25/2023	*	35:44	1-7	.143	0-5	.000	2-2	1.000	0	1	1	4.1	1	3	1	0	2	4	14.1
at Oklahoma	01/28/2023	*	22:15	4-10	.400	1-4	.250	2-2	1.000	0	2	2	4.0	2	1	1	0	1	11	14.0
Vanderbilt	01/31/2023	*	20:03	2-4	.500	1-3	.333	4-4	1.000	0	2	2	3.9	1	8	4	0	2	9	13.7
at LSU	02/04/2023	*	32:54	3-8	.375	3-5	.600	4-4	1.000	0	2	2	3.8	2	3	0	1	1	13	13.7
Florida	02/08/2023	*	30:09	7-9	.778	4-6	.667	1-2	.500	0	2	2	3.7	0	1	2	0	0	19	13.9
at Auburn	02/11/2023	*	33:22	5-7	.714	2-3	.667	3-4	.750	0	6	6	3.8	3	3	4	0	3	15	14.0
at Tennessee	02/15/2023	*	23:50	1-6	.167	0-3	.000	0-0	.000	0	1	1	3.7	3	3	3	0	0	2	13.5
Georgia	02/18/2023	*	18:55	6-10	.600	5-8	.625	0-0	.000	0	1	1	3.6	2	3	1	0	1	17	13.6
at South Carolina	02/22/2023	*	35:26	3-7	.429	1-4	.250	1-2	.500	1	2	3	3.6	3	2	1	0	0	8	13.4
Totals		**28**	**848:21**	**113-260**	**.435**	**59-150**	**.393**	**91-111**	**.820**	**14**	**86**	**100**	**3.6**	**41**	**79**	**58**	**3**	**37**	**376**	**13.4**

Player Averages

Games Played	Minutes/ game	Points/ game	FG Pct	3FG Pct	FT Pct	Rebounds/ game	Assists/ game	Turnovers/ game	Assist/Turnover ratio	Steals/ game	Blocks/ game
28	30.3	13.4	43.5	39.3	82.0	3.6	2.8	2.1	1.4	1.3	0.1

SEARS' CAREER STATS

Year	GP	GS	Min	Avg	FG	FGA	Pct	3FG	3FGA	Pct	FT	FTA	Pct	Off	Def	Tot	Avg	PF	FO	Ast	TO	Blk	Stl	Pts	Avg
2020-21*	24	5	470	19.6	64	137	.467	12	43	.279	63	74	.851	19	47	66	2.8	35	1	81	29	1	24	203	8.5
2021-22*	35	35	1251	35.7	218	492	.443	60	147	.408	192	217	.885	69	141	210	6.0	66	0	145	112	4	59	688	19.7
2022-23	28	28	848	30.3	113	260	.435	59	150	.393	91	111	.820	14	86	100	3.6	41	0	79	58	3	37	376	13.4
TOTAL	**87**	**68**	**2570**	**29.5**	**395**	**889**	**.444**	**131**	**340**	**.385**	**346**	**402**	**.861**	**102**	**274**	**376**	**4.3**	**142**	**1**	**305**	**199**	**8**	**120**	**1267**	**14.6**

** First two seasons at Ohio*

#3 RYLAN GRIFFEN

Dallas, Texas
Richardson HS

Guard / Freshman / 6-3 / 195

CAREER HIGHS

Points	16	2x, last 2/11/23 at Auburn)
Rebounds	7	2x, last vs. Vanderbilt (1/31/23)
Assists	4	vs. Georgia (2/18/23)
Steals	2	4x, last vs. Vanderbilt (1/31/23)
Blocks	2	at Auburn (2/11/23)
Minutes	26:47	vs. Longwood (11/7/22)
Field Goals	5	5x, last at Auburn (2/11/23)
FG Att.	13	vs. Longwood (11/7/22)
3-Point FG	4	at LSU (2/4/23)
3-Point Att.	7	2x, last vs. Jacksonville State (11/18/22)
Free Throws	4	3x, last vs. Georgia (2/18/23)
FT Att.	6	vs. Georgia (2/18/23)

2022-23 SEASON HIGHS

Points	16	2x, last 2/11/23 at Auburn)
Rebounds	7	2x, last vs. Vanderbilt (1/31/23)
Assists	4	vs. Georgia (2/18/23)
Steals	2	4x, last vs. Vanderbilt (1/31/23)
Blocks	2	at Auburn (2/11/23)
Minutes	26:47	vs. Longwood (11/7/22)
Field Goals	5	5x, last at Auburn (2/11/23)
FG Att.	13	vs. Longwood (11/7/22)
3-Point FG	4	at LSU (2/4/23)
3-Point Att.	7	2x, last vs. Jacksonville State (11/18/22)
Free Throws	4	3x, last vs. Georgia (2/18/23)
FT Att.	6	vs. Georgia (2/18/23)

MISCELLANEOUS STATS

CATEGORY	2022-23	CAREER
Double-digit scoring	8	8
20+ point games	0	0
Double-digit rebounding	0	0
Double-doubles	0	0
Led UA in scoring	4	4
Led UA in rebounding	0	0
Led UA in three-pointers	7	7
Led UA in assists	0	0
Led UA in steals	4	4
Led UA in blocks	1	1
5+ assist games	0	0
3+ three-pointers	5	5
3+ steal games	0	0
3+ block games	0	0

GRIFFEN'S SEASON STATS

2022-23 Alabama Men's Basketball
Individual Game-by-Game
All games

as of Feb 23, 2023

#3 GRIFFEN, Rylan

				Total		3-Pointers		Free throws		Rebounds										
Opponent	Date	GS	MIN	FG-FGA	PCT	3FG-3FGA	PCT	FT-FTA	PCT	OFF	DEF	TOT	AVG	PF	A	TO	BLK	STL	PTS	AVG
Longwood	11/07/2022		26:47	5-13	.385	1-7	.143	3-5	.600	1	1	2	2.0	0	0	1	0	2	14	14.0
Liberty	11/11/2022		22:37	5-9	.556	2-6	.333	4-4	1.000	1	2	3	2.5	3	0	3	0	2	16	15.0
at South Alabama	11/15/2022		15:29	1-6	.167	0-4	.000	0-0	.000	4	2	6	3.7	0	0	0	1	1	2	10.7
Jacksonville St.	11/18/2022		23:10	2-9	.222	1-7	.143	4-4	1.000	2	4	6	4.3	0	0	0	0	1	9	10.3
vs Michigan St.	11/24/2022		08:00	0-1	.000	0-1	.000	0-0	.000	0	2	2	3.8	2	0	0	0	0	0	8.2
vs UConn	11/25/2022		12:23	2-2	1.000	2-2	1.000	0-0	.000	0	3	3	3.7	3	0	0	0	0	6	7.8
vs North Carolina	11/27/2022		15:43	1-2	.500	1-1	1.000	0-0	.000	0	1	1	3.3	2	0	0	0	0	3	7.1
South Dakota St.	12/03/2022		09:00	1-4	.250	1-3	.333	0-0	.000	0	2	2	3.1	0	0	1	0	0	3	6.6
at Houston	12/10/2022		17:54	2-5	.400	1-3	.333	1-2	.500	2	2	4	3.2	2	2	1	0	2	6	6.6
Memphis	12/13/2022		11:43	0-3	.000	0-1	.000	1-2	.500	0	0	0	2.9	2	0	1	0	1	1	6.0
vs Gonzaga	12/17/2022		08:53	3-5	.600	0-2	.000	2-2	1.000	1	1	2	2.8	1	0	0	0	0	8	6.2
Jackson St.	12/20/2022		21:45	2-9	.222	1-5	.200	0-0	.000	2	1	3	2.8	0	1	2	1	0	5	6.1
at Mississippi St.	12/28/2022		17:04	0-2	.000	0-2	.000	0-0	.000	1	2	3	2.8	1	0	2	0	2	0	5.6
Ole Miss	01/03/2023		16:43	1-2	.500	1-1	1.000	0-0	.000	0	0	0	2.6	0	1	1	0	0	3	5.4
Kentucky	01/07/2023		12:07	2-4	.500	2-3	.667	0-0	.000	0	3	3	2.7	1	1	0	0	0	6	5.5
at Arkansas	01/11/2023		12:22	1-2	.500	0-1	.000	3-4	.750	0	1	1	2.6	1	0	1	0	0	5	5.4
LSU	01/14/2023		20:37	4-12	.333	2-8	.250	2-2	1.000	3	3	6	2.8	1	1	1	0	1	12	5.8
at Vanderbilt	01/17/2023		18:18	2-6	.333	2-5	.400	0-0	.000	0	5	5	2.9	1	2	1	0	0	6	5.8
at Missouri	01/21/2023		11:50	3-8	.375	3-6	.500	0-0	.000	0	0	0	2.7	0	0	0	0	0	9	6.0
Mississippi St.	01/25/2023		12:41	2-6	.333	1-5	.200	0-0	.000	0	1	1	2.7	1	0	0	0	0	5	6.0
at Oklahoma	01/28/2023		23:29	5-8	.625	3-4	.750	2-4	.500	3	4	7	2.9	0	0	2	0	0	15	6.4
Vanderbilt	01/31/2023		19:57	5-9	.556	2-6	.333	0-0	.000	1	6	7	3.0	0	4	0	0	2	12	6.6
at LSU	02/04/2023		16:28	5-7	.714	4-5	.800	0-0	.000	0	2	2	3.0	0	0	2	0	1	14	7.0
Florida	02/08/2023		16:12	2-5	.400	1-4	.250	0-0	.000	0	2	2	3.0	2	0	0	0	1	5	6.9
at Auburn	02/11/2023		20:40	5-7	.714	3-5	.600	3-4	.750	0	2	2	2.9	0	1	0	2	0	16	7.2
at Tennessee	02/15/2023		10:56	0-1	.000	0-1	.000	0-0	.000	0	0	0	2.8	0	0	1	0	0	0	7.0
Georgia	02/18/2023		19:53	3-6	.500	3-6	.500	4-6	.667	1	1	2	2.8	2	4	0	0	0	13	7.2
at South Carolina	02/22/2023		07:40	0-0	.000	0-0	.000	0-0	.000	0	0	0	2.7	0	0	1	0	0	0	6.9
Totals		**0**	**450:21**	**64-153**	**.418**	**37-104**	**.356**	**29-39**	**.744**	**22**	**53**	**75**	**2.7**	**25**	**17**	**21**	**4**	**16**	**194**	**6.9**

Player Averages

Games Played	Minutes/ game	Points/ game	FG Pct	3FG Pct	FT Pct	Rebounds/ game	Assists/ game	Turnovers/ game	Assist/Turnover ratio	Steals/ game	Blocks/ game
28	16.1	6.9	41.8	35.6	74.4	2.7	0.6	0.8	0.8	0.6	0.1

GRIFFEN'S CAREER STATS

Year	GP	GS	Min	Avg	FG	FGA	Pct	3FG	3FGA	Pct	FT	FTA	Pct	Off	Def	Tot	Avg	PF	FO	Ast	TO	Blk	Stl	Pts	Avg
2022-23	28	0	450	16.1	64	153	.418	37	104	.356	29	39	.744	22	53	75	2.7	25	0	17	21	4	16	194	6.9
TOTAL	**28**	**0**	**450**	**16.1**	**64**	**153**	**.418**	**37**	**104**	**.356**	**29**	**39**	**.744**	**22**	**53**	**75**	**2.7**	**25**	**0**	**17**	**21**	**4**	**16**	**194**	**6.9**

#4 NOAH GURLEY

Fayette, Ga.
Fayette Co. HS
Furman

Forward / Graduate Student / 6-8 / 215

CAREER HIGHS

Points	30	vs. VMI (3/6/21)
Rebounds	12	vs. East Tennessee State (1/4/20)
Assists	7	vs. VMI (3/6/21)
Steals	3	3x, last vs. Mercer (1/2/21)
Blocks	5	2x, last vs. The Citadel (2/24/21)
Minutes	42:16	vs. North Carolina (11/27/22)
Field Goals	11	3x, last vs. VMI (3/6/21)
FG Att.	22	at Wofford (2/27/21)
3-Point FG	4	2x, last at Coll. of Charleston (12/5/20)
3-Point Att.	10	vs. Samford (1/26/19)
Free Throws	8	2x, last at Cincinnati (12/9/20)
FT Att.	15	vs. UNC Greensboro (1/11/20)

2022-23 SEASON HIGHS

Points	16	vs. Jackson State (12/20/22)
Rebounds	7	at South Alabama (11/15/22)
Assists	2	3x, last vs. Michigan State (11/24/22)
Steals	2	at Oklahoma (1/28/23)
Blocks	2	2x, last vs. Vanderbilt (1/31/23)
Minutes	42:16	vs. North Carolina (11/27/22)
Field Goals	7	vs. Jackson State (12/20/22)
FG Att.	13	vs. Jackson State (12/20/22)
3-Point FG	3	vs. North Carolina (11/27/22)
3-Point Att.	9	at South Alabama (11/15/22)
Free Throws	4	vs. Michigan State (11/24/22)
FT Att.	4	2x, last at Vanderbilt (1/17/23)

MISCELLANEOUS STATS

CATEGORY	2022-23	CAREER
Double-digit scoring	4	71
20+ point games	0	13
Double-digit rebounding	0	6
Double-doubles	0	5
Led UA in scoring	1	1
Led UA in rebounding	1	3
Led UA in three-pointers	0	1
Led UA in assists	0	0
Led UA in steals	4	8
Led UA in blocks	3	12
5+ assist games	0	2
3+ three-pointers	0	6
3+ steal games	0	3
3+ block games	0	8

GURLEY'S SEASON STATS

2022-23 Alabama Men's Basketball
Individual Game-by-Game
All games

Page 5/16
as of Feb 23, 2023

#4 GURLEY, Noah

				Total		3-Pointers		Free throws		Rebounds										
Opponent	Date	GS	MIN	FG-FGA	PCT	3FG-3FGA	PCT	FT-FTA	PCT	OFF	DEF	TOT	AVG	PF	A	TO	BLK	STL	PTS	AVG
Longwood	11/07/2022		08:39	0-0	.000	0-0	.000	0-0	.000	0	1	1	1.0	1	1	1	0	0	0	0.0
Liberty	11/11/2022		23:05	2-7	.286	1-2	.500	2-2	1.000	1	4	5	3.0	3	2	0	1	0	7	3.5
at South Alabama	11/15/2022		23:58	3-9	.333	2-8	.250	0-0	.000	1	6	7	4.3	3	2	2	1	0	8	5.0
Jacksonville St.	11/18/2022		13:07	2-6	.333	1-4	.250	0-0	.000	0	0	0	3.3	2	1	3	0	1	5	5.0
vs Michigan St.	11/24/2022		25:07	4-8	.500	0-4	.000	4-4	1.000	1	2	3	3.2	1	2	1	0	1	12	6.4
vs UConn	11/25/2022		12:29	1-3	.333	0-1	.000	0-0	.000	0	0	0	2.7	0	0	2	1	0	2	5.7
vs North Carolina	11/27/2022		42:16	4-7	.571	3-5	.600	2-2	1.000	1	5	6	3.1	2	1	3	1	0	13	6.7
South Dakota St.	12/03/2022		04:42	1-2	.500	0-0	.000	0-0	.000	2	3	5	3.4	3	0	0	0	0	2	6.1
at Houston	12/10/2022		18:35	1-3	.333	0-1	.000	0-3	.000	3	3	6	3.7	0	0	2	0	0	2	5.7
Memphis	12/13/2022		17:09	3-8	.375	1-5	.200	0-0	.000	0	5	5	3.8	1	0	2	0	0	7	5.8
vs Gonzaga	12/17/2022		19:54	3-5	.600	0-2	.000	0-0	.000	0	3	3	3.7	1	1	1	0	1	6	5.8
Jackson St.	12/20/2022	*	20:06	7-13	.538	1-5	.200	1-1	1.000	1	4	5	3.8	2	0	1	2	1	16	6.7
at Mississippi St.	12/28/2022		12:26	0-1	.000	0-1	.000	0-0	.000	1	4	5	3.9	1	1	1	0	0	0	6.2
Ole Miss	01/03/2023		11:13	3-5	.600	1-2	.500	0-0	.000	1	1	2	3.8	0	0	0	0	0	7	6.2
Kentucky	01/07/2023		17:02	1-2	.500	0-1	.000	0-0	.000	1	1	2	3.7	2	0	0	1	0	2	5.9
at Arkansas	01/11/2023		20:50	1-3	.333	1-3	.333	0-2	.000	0	6	6	3.8	1	0	1	1	1	3	5.8
LSU	01/14/2023		15:38	2-7	.286	2-6	.333	2-2	1.000	2	3	5	3.9	2	1	1	1	0	8	5.9
at Vanderbilt	01/17/2023		15:29	4-7	.571	1-3	.333	3-4	.750	2	2	4	3.9	1	0	1	0	1	12	6.2
at Missouri	01/21/2023		06:14	1-2	.500	0-1	.000	2-2	1.000	1	1	2	3.8	2	0	1	0	0	4	6.1
Mississippi St.	01/25/2023		12:01	0-1	.000	0-1	.000	0-0	.000	3	1	4	3.8	2	1	1	1	0	0	5.8
at Oklahoma	01/28/2023		20:28	1-2	.500	1-2	.500	0-0	.000	1	0	1	3.7	1	1	0	0	2	3	5.7
Vanderbilt	01/31/2023		14:28	4-5	.800	1-2	.500	2-2	1.000	2	2	4	3.7	1	0	0	2	1	11	5.9
at LSU	02/04/2023		06:12	0-0	.000	0-0	.000	0-0	.000	0	2	2	3.6	1	0	1	0	0	0	5.7
at Auburn	02/11/2023		02:48	0-1	.000	0-0	.000	0-0	.000	0	0	0	3.5	0	0	0	0	0	0	5.4
at Tennessee	02/15/2023		10:10	1-2	.500	1-2	.500	0-0	.000	0	1	1	3.4	3	1	1	0	0	3	5.3
Georgia	02/18/2023		08:47	0-0	.000	0-0	.000	0-0	.000	0	3	3	3.3	3	0	0	0	0	0	5.1
at South Carolina	02/22/2023		04:33	0-1	.000	0-1	.000	0-0	.000	0	0	0	3.2	0	0	0	0	0	0	4.9
Totals		**1**	**407:26**	**49-110**	**.445**	**17-62**	**.274**	**18-24**	**.750**	**24**	**63**	**87**	**3.2**	**39**	**15**	**26**	**12**	**9**	**133**	**4.9**

Player Averages

Games Played	Minutes/ game	Points/ game	FG Pct	3FG Pct	FT Pct	Rebounds/ game	Assists/ game	Turnovers/ game	Assist/Turnover ratio	Steals/ game	Blocks/ game
27	15.1	4.9	44.5	27.4	75.0	3.2	0.6	1.0	0.6	0.3	0.4

GURLEY'S CAREER STATS

Year	GP	GS	Min	Avg	FG	FGA	Pct	3FG	3FGA	Pct	FT	FTA	Pct	Off	Def	Tot	Avg	PF	FO	Ast	TO	Blk	Stl	Pts	Avg
2018-19*	31	26	759	24.5	103	225	.458	34	108	.315	33	51	.647	37	76	113	3.6	89	5	29	57	24	17	273	8.8
2019-20*	32	32	925	28.9	173	324	.534	24	59	.407	89	127	.701	41	107	148	4.8	89	3	60	82	23	28	459	14.3
2020-21*	25	25	729	29.2	149	299	.488	38	112	.339	56	81	.691	30	114	144	5.8	59	3	63	57	27	23	386	15.4
2021-22	33	14	600	18.2	87	180	.483	18	71	.254	32	53	.604	47	70	117	3.5	84	3	19	45	25	14	224	6.8
2022-23	27	1	407	15.1	49	110	.445	17	62	.274	18	24	.750	24	63	87	3.2	39	0	15	26	12	9	133	4.9
TOTAL	**148**	**98**	**3420**	**23.1**	**558**	**1138**	**.490**	**131**	**412**	**.318**	**228**	**336**	**.679**	**179**	**430**	**609**	**4.1**	**360**	**14**	**186**	**267**	**111**	**91**	**1475**	**10.0**

** First three seasons at Furman*

5 JAHVON QUINERLY

Hackensack, N.J.
Villanova
Hudson Catholic HS

Guard / Senior / 6-1 / 175

CAREER HIGHS

Points	26	vs. South Dakota St. (11/12/21)
Rebounds	6	3x, last vs. North Carolina (11/27/22)
Assists	11	vs. Maryland (3/22/21)
Steals	3	2x, last vs. North Carolina (11/27/22)
Blocks	2	vs. Mississippi St. (2/16/22)
Minutes	44:01	vs. North Carolina (11/27/22)
Field Goals	11	vs. South Dakota St. (11/12/21)
FG Att.	26	vs. North Carolina (11/27/22)
3-Point FG	6	at LSU (1/19/21
3-Point Att.	15	vs. South Dakota St. (11/12/21)
Free Throws	8	vs. Drake (11/26/21)
FT Att.	11	vs. Drake (11/26/20)

2022-23 SEASON HIGHS

Points	21	vs. North Carolina (11/27/22)
Rebounds	6	vs. North Carolina (11/27/22)
Assists	8	2x, last vs. North Carolina (11/27/22)
Steals	3	vs. North Carolina (11/27/22)
Blocks	--	--
Minutes	44:01	vs. North Carolina (11/27/22)
Field Goals	8	vs. North Carolina (11/27/22)
FG Att.	26	vs. North Carolina (11/27/22)
3-Point FG	3	2x, last at Missouri (1/21/23)
3-Point Att.	11	vs. North Carolina (11/27/22)
Free Throws	5	vs. Mississippi State (1/25/23)
FT Att.	6	vs. Mississippi State (1/25/23)

MISCELLANEOUS STATS

CATEGORY	2022-23	CAREER
Double-digit scoring	7	54
20+ point games	1	9
Double-digit rebounding	0	0
Double-doubles	0	0
Led UA in scoring	1	16
Led UA in rebounding	0	0
Led UA in three-pointers	4	21
Led UA in assists	7	36
Led UA in steals	2	8
Led UA in blocks	0	0
5+ assist games	8	23
3+ three-pointers	4	16
3+ steal games	1	3
3+ block games	0	0

QUINERLY'S SEASON STATS

2022-23 Alabama Men's Basketball
Individual Game-by-Game
All games

Page 6/16
as of Feb 23, 2023

#5 QUINERLY, Jahvon

				Total		3-Pointers		Free throws		Rebounds											
Opponent	Date	GS	MIN	FG-FGA	PCT	3FG-3FGA	PCT	FT-FTA	PCT	OFF	DEF	TOT	AVG	PF	A	TO	BLK	STL	PTS	AVG
at South Alabama	11/15/2022		04:05	0-2	.000	0-0	.000	0-0	.000	0	1	1	1.0	0	0	2	0	0	0	0.0
Jacksonville St.	11/18/2022		16:58	2-3	.667	2-3	.667	0-0	.000	0	1	1	1.0	2	8	0	0	0	6	3.0
vs Michigan St.	11/24/2022		18:31	4-8	.500	1-3	.333	1-1	1.000	1	2	3	1.7	1	3	3	0	0	10	5.3
vs UConn	11/25/2022		16:03	1-6	.167	0-2	.000	1-2	.500	0	0	0	1.3	2	2	4	0	1	3	4.8
vs North Carolina	11/27/2022		44:01	8-26	.308	3-11	.273	2-2	1.000	0	6	6	2.2	3	8	5	0	3	21	8.0
South Dakota St.	12/03/2022		21:09	0-4	.000	0-4	.000	0-0	.000	1	4	5	2.7	2	7	1	0	0	0	6.7
at Houston	12/10/2022		13:06	1-6	.167	0-0	.000	2-4	.500	0	2	2	2.6	0	0	4	0	0	4	6.3
Memphis	12/13/2022		22:56	2-9	.222	2-6	.333	1-2	.500	0	2	2	2.5	1	5	3	0	0	7	6.4
vs Gonzaga	12/17/2022		12:44	1-2	.500	0-1	.000	0-0	.000	0	0	0	2.2	1	3	3	0	1	2	5.9
Jackson St.	12/20/2022		18:09	3-5	.600	1-3	.333	1-1	1.000	0	1	1	2.1	1	5	1	0	2	8	6.1
at Mississippi St.	12/28/2022		11:18	2-5	.400	2-4	.500	0-0	.000	0	0	0	1.9	3	1	4	0	1	6	6.1
Ole Miss	01/03/2023		16:26	4-7	.571	3-5	.600	0-0	.000	0	1	1	1.8	0	3	0	0	1	11	6.5
Kentucky	01/07/2023		18:00	4-7	.571	1-3	.333	3-3	1.000	0	1	1	1.8	3	2	0	0	1	12	6.9
at Arkansas	01/11/2023		10:49	1-4	.250	0-1	.000	2-2	1.000	0	0	0	1.6	4	1	3	0	0	4	6.7
LSU	01/14/2023		16:14	4-8	.500	4-8	.500	0-0	.000	1	1	2	1.7	0	4	0	0	0	12	7.1
at Vanderbilt	01/17/2023		15:08	1-4	.250	0-1	.000	0-0	.000	0	2	2	1.7	2	1	1	0	0	2	6.8
at Missouri	01/21/2023		23:39	5-10	.500	3-7	.429	0-0	.000	1	3	4	1.8	1	3	3	0	1	13	7.1
Mississippi St.	01/25/2023		26:55	4-9	.444	1-3	.333	5-6	.833	0	4	4	1.9	0	4	1	0	0	14	7.5
at Oklahoma	01/28/2023		19:42	5-12	.417	0-3	.000	2-2	1.000	0	1	1	1.9	5	1	2	0	0	12	7.7
Vanderbilt	01/31/2023		16:47	1-3	.333	1-2	.500	0-0	.000	0	0	0	1.8	0	7	1	0	0	3	7.5
at LSU	02/04/2023		26:09	1-5	.200	0-2	.000	2-2	1.000	0	0	0	1.7	1	6	2	0	0	4	7.3
Florida	02/08/2023		20:29	3-8	.375	3-5	.600	2-2	1.000	0	3	3	1.8	1	5	0	0	1	11	7.5
at Auburn	02/11/2023		10:54	1-1	1.000	0-0	.000	0-0	.000	0	1	1	1.7	2	0	2	0	0	2	7.3
at Tennessee	02/15/2023		16:57	1-5	.200	1-2	.500	0-0	.000	0	3	3	1.8	2	3	6	0	0	3	7.1
Georgia	02/18/2023		19:21	1-3	.333	1-3	.333	0-0	.000	0	2	2	1.8	0	6	3	0	0	3	6.9
at South Carolina	02/22/2023		11:57	1-5	.200	0-2	.000	0-0	.000	0	2	2	1.8	1	2	0	0	1	2	6.7
Totals		**0**	**468:26**	**61-167**	**.365**	**29-84**	**.345**	**24-29**	**.828**	**4**	**43**	**47**	**1.8**	**38**	**90**	**54**	**0**	**13**	**175**	**6.7**

Player Averages

Games Played	Minutes/ game	Points/ game	FG Pct	3FG Pct	FT Pct	Rebounds/ game	Assists/ game	Turnovers/ game	Assist/Turnover ratio	Steals/ game	Blocks/ game
26	18.0	6.7	36.5	34.5	82.8	1.8	3.5	2.1	1.7	0.5	0.0

QUINERLY'S CAREER STATS

Year	GP	GS	Min	Avg	FG	FGA	Pct	3FG	3FGA	Pct	FT	FTA	Pct	Off	Def	Tot	Avg	PF	FO	Ast	TO	Blk	Stl	Pts	Avg
2018-19	25	0	230	9.2	28	83	.337	12	48	.250	11	15	.733	2	18	20	0.8	18	0	22	19	0	5	79	3.2
2020-21	30	7	753	25.1	142	297	.478	52	120	.433	51	74	.689	15	50	65	2.2	59	1	96	69	1	19	387	12.9
2021-22	33	27	988	29.9	165	401	.411	50	178	.281	77	104	.740	11	87	98	3.0	63	1	137	98	5	21	457	13.8
2022-23	26	0	468	18.0	61	167	.365	29	84	.345	24	29	.828	4	43	47	1.8	38	1	90	54	0	13	175	6.7
TOTAL	**113**	**34**	**2440**	**21.4**	**396**	**948**	**.418**	**143**	**430**	**.333**	**163**	**222**	**.734**	**32**	**198**	**230**	**2.0**	**178**	**3**	**345**	**240**	**6**	**58**	**1098**	**9.6**

*First Season at Villanova

10
DOM WELCH

Buffalo, N.Y.
St. Bonaventure
Cheektowaga Central HS

Guard / Graduate Student / 6-5 / 205

CAREER HIGHS

Points	25	vs. Xavier (3/29/22)
Rebounds	14	3x, last vs. Duquesne (2/26/20)
Assists	7	2x, last at St. Joseph's (2/11/20)
Steals	3	vs. South Alabama (11/16/21)
Blocks	3	3x, last vs. George Mason (3/15/19)
Minutes	26:57	vs. Mississippi St. (2/16/22)
Field Goals	9	vs. George Mason (1/30/21)
FG Att.	19	at Siena (11/12/19)
3-Point FG	7	vs. Massachusetts (2/16/22)
3-Point Att.	13	vs. UNI (11/27/21)
Free Throws	6	2x, last vs. George Mason (2/1/20)
FT Att.	8	2x, last vs. George Mason (2/1/20)

2022-23 SEASON HIGHS

Points	8	vs. Georgia (2/18/23)
Rebounds	5	vs. Vanderbilt (1/31/23)
Assists	2	vs. Vanderbilt (1/31/23)
Steals	1	2x, last vs. Georgia (2/18/23)
Blocks	2	vs. LSU (1/14/23)
Minutes	18:48	vs. LSU (1/14/23)
Field Goals	3	vs. Georgia (2/18/23)
FG Att.	5	2x, last vs. Mississippi State (1/25/23)
3-Point FG	2	vs. Mississippi State (1/25/23)
3-Point Att.	5	vs. LSU (1/14/23)
Free Throws	2	vs. LSU (1/14/23)
FT Att.	4	at Arkansas (1/11/23)

MISCELLANEOUS STATS

CATEGORY	2022-23	CAREER
Double-digit scoring		65
20+ point games		8
Double-digit rebounding		10
Double-doubles		9
Led UA in scoring		
Led UA in rebounding		
Led UA in three-pointers	1	
Led UA in assists		
Led UA in steals	1	
Led UA in blocks	2	2
5+ assist games		3
3+ three-pointers		44
3+ steal games		12
3+ block games		3

WELCH'S SEASON STATS

2022-23 Alabama Men's Basketball
Individual Game-by-Game
All games

Page 7/16
as of Feb 23, 2023

#10 WELCH, Dom

				Total		3-Pointers		Free throws		Rebounds										
Opponent	Date	GS	MIN	FG-FGA	PCT	3FG-3FGA	PCT	FT-FTA	PCT	OFF	DEF	TOT	AVG	PF	A	TO	BLK	STL	PTS	AVG
at Mississippi St.	12/28/2022		09:12	0-2	.000	0-2	.000	0-0	.000	0	2	2	2.0	0	0	0	0	0	0	0.0
Ole Miss	01/03/2023		13:09	0-1	.000	0-1	.000	0-0	.000	0	1	1	1.5	1	1	1	0	0	0	0.0
Kentucky	01/07/2023		06:26	0-1	.000	0-1	.000	0-0	.000	1	0	1	1.3	0	0	1	0	0	0	0.0
at Arkansas	01/11/2023		08:31	1-3	.333	0-2	.000	2-4	.500	0	1	1	1.3	2	0	0	1	0	4	1.0
LSU	01/14/2023		18:48	1-5	.200	1-5	.200	2-2	1.000	1	2	3	1.6	1	1	0	2	1	5	1.8
at Vanderbilt	01/17/2023		02:43	0-2	.000	0-2	.000	0-0	.000	0	0	0	1.3	0	0	0	0	0	0	1.5
at Missouri	01/21/2023		14:38	0-4	.000	0-4	.000	0-0	.000	1	3	4	1.7	2	1	0	0	0	0	1.3
Mississippi St.	01/25/2023		09:48	2-5	.400	2-3	.667	0-0	.000	0	1	1	1.6	1	0	1	0	0	6	1.9
at Oklahoma	01/28/2023		11:04	0-2	.000	0-0	.000	0-0	.000	0	1	1	1.6	0	0	1	1	1	0	1.7
Vanderbilt	01/31/2023		12:01	0-3	.000	0-2	.000	0-0	.000	0	5	5	1.9	0	2	2	0	0	0	1.5
Florida	02/08/2023		14:53	1-3	.333	0-0	.000	1-1	1.000	1	3	4	2.1	2	0	0	0	0	3	1.6
at Tennessee	02/15/2023		03:24	0-0	.000	0-0	.000	0-0	.000	0	1	1	2.0	1	0	0	0	0	0	1.5
Georgia	02/18/2023		15:07	3-3	1.000	1-1	1.000	1-1	1.000	2	1	3	2.1	2	0	1	0	1	8	2.0
at South Carolina	02/22/2023		03:25	0-0	.000	0-0	.000	0-0	.000	0	0	0	1.9	0	0	0	0	0	0	1.9
Totals		**0**	**143:09**	**8-34**	**.235**	**4-23**	**.174**	**6-8**	**.750**	**6**	**21**	**27**	**1.9**	**12**	**5**	**7**	**4**	**3**	**26**	**1.9**

Player Averages

Games Played	Minutes/ game	Points/ game	FG Pct	3FG Pct	FT Pct	Rebounds/ game	Assists/ game	Turnovers/ game	Assist/Turnover ratio	Steals/ game	Blocks/ game
14	10.2	1.9	23.5	17.4	75.0	1.9	0.4	0.5	0.7	0.2	0.3

WELCH'S CAREER STATS

Year	GP	GS	Min	Avg	FG	FGA	Pct	3FG	3FGA	Pct	FT	FTA	Pct	Off	Def	Tot	Avg	PF	FO	Ast	TO	Blk	Stl	Pts	Avg
2018-19*	25	20	728	29.1	66	170	.388	43	119	.361	12	24	.500	29	81	110	4.4	41	0	34	34	13	15	187	7.5
2019-20*	31	31	1097	35.4	126	315	.400	72	195	.369	43	56	.768	56	158	214	6.9	76	1	65	61	10	35	367	11.8
2020-21*	21	21	718	34.2	85	196	.434	51	130	.392	18	25	.720	33	94	127	6.0	57	2	45	37	6	26	239	11.4
2021-22*	33	33	1240	37.6	143	345	.414	91	243	.374	28	36	.778	41	157	198	6.0	88	1	54	56	21	42	405	12.3
2022-23	14	0	143	10.2	8	34	.235	4	23	.174	6	8	.750	6	21	27	1.9	12	0	5	7	4	3	26	1.9
TOTAL	**124**	**105**	**3927**	**31.7**	**428**	**1060**	**.404**	**261**	**710**	**.368**	**107**	**149**	**.718**	**165**	**511**	**676**	**5.5**	**274**	**4**	**203**	**195**	**54**	**121**	**1224**	**9.9**

** First four seasons at St. Bonaventure*

14

CHARLES BEDIAKO

Brampton, Ontario
IMG Academy

Center / Sophomore / 7-0 / 225

CAREER HIGHS

Points	15	vs. Mississippi St. (2/16/22)
Rebounds	16	vs. North Carolina (11/27/22)
Assists	3	vs. Miami (11/28/21)
Steals	3	2x, last vs. Longwood (11/7/22)
Blocks	6	2x, last vs. Mississippi St. (2/16/22)
Minutes	43:55	vs. North Carolina (11/27/22)
Field Goals	7	vs. North Carolina (11/27/22)
FG Att.	10	vs. Ole Miss (1/3/23)
3-Point FG		
3-Point Att.	1	4x, last at Vanderbilt (1/17/23)
Free Throws	5	2x, last at Mississippi St. (1/15/22)
FT Att.	8	vs. Tennessee (12/29/21)

2022-23 SEASON HIGHS

Points	14	vs. North Carolina (11/27/22)
Rebounds	16	vs. North Carolina (11/27/22)
Assists	2	5x, last at Auburn (2/11/23)
Steals	3	vs. Longwood (11/7/22)
Blocks	5	vs. South Dakota State (12/3/22)
Minutes	43:55	vs. North Carolina (11/27/22)
Field Goals	7	vs. North Carolina (11/27/22)
FG Att.	10	vs. Ole Miss (1/3/23)
3-Point FG	--	--
3-Point Att.	1	3x, last at Vanderbilt (1/17/23)
Free Throws	2	5x, last at South Carolina (2/22/23)
FT Att.	6	vs. Jackson State (12/20/22)

MISCELLANEOUS STATS

CATEGORY	2022-23	CAREER
Double-digit scoring	4	11
20+ point games	0	0
Double-digit rebounding	2	2
Double-doubles	1	1
Led UA in scoring	0	1
Led UA in rebounding	3	7
Led UA in three-pointers	0	0
Led UA in assists	0	0
Led UA in steals	1	6
Led UA in blocks	4	29
5+ assist games	0	0
3+ three-pointers	0	0
3+ steal games	0	1
3+ block games	5	11

BEDIAKO'S SEASON STATS

2022-23 Alabama Men's Basketball
Individual Game-by-Game
All games

Page 9/16
as of Feb 23, 2023

#14 BEDIAKO, Charles

				Total		3-Pointers		Free throws		Rebounds											
Opponent	Date	GS	MIN	FG-FGA	PCT	3FG-3FGA	PCT	FT-FTA	PCT	OFF	DEF	TOT	AVG	PF	A	TO	BLK	STL	PTS	AVG
Longwood	11/07/2022	*	21:57	4-7	.571	0-0	.000	0-1	.000	8	4	12	12.0	4	1	0	2	3	8	8.0
Liberty	11/11/2022	*	17:00	1-2	.500	0-0	.000	2-2	1.000	4	1	5	8.5	3	1	1	2	0	4	6.0
at South Alabama	11/15/2022	*	10:56	2-4	.500	0-1	.000	1-3	.333	2	5	7	8.0	5	0	1	2	0	5	5.7
Jacksonville St.	11/18/2022	*	14:10	0-0	.000	0-0	.000	0-0	.000	2	1	3	6.8	1	2	0	1	0	0	4.3
vs Michigan St.	11/24/2022	*	19:35	4-6	.667	0-0	.000	0-3	.000	1	3	4	6.2	3	0	0	2	0	8	5.0
vs UConn	11/25/2022	*	17:44	1-2	.500	0-0	.000	1-1	1.000	1	4	5	6.0	4	0	2	1	0	3	4.7
vs North Carolina	11/27/2022	*	43:56	7-9	.778	0-0	.000	0-2	.000	8	8	16	7.4	4	2	1	3	2	14	6.0
South Dakota St.	12/03/2022	*	26:25	2-4	.500	0-0	.000	0-0	.000	3	3	6	7.3	1	1	0	5	0	4	5.8
at Houston	12/10/2022	*	17:25	0-0	.000	0-0	.000	1-2	.500	0	2	2	6.7	4	0	0	1	0	1	5.2
Memphis	12/13/2022	*	20:02	2-2	1.000	0-0	.000	2-2	1.000	2	5	7	6.7	1	0	1	1	1	6	5.3
vs Gonzaga	12/17/2022	*	25:46	2-2	1.000	0-0	.000	2-5	.400	4	2	6	6.6	4	0	2	1	0	6	5.4
Jackson St.	12/20/2022	*	20:48	4-5	.800	0-0	.000	2-6	.333	5	4	9	6.8	3	0	1	2	0	10	5.8
at Mississippi St.	12/28/2022	*	14:57	2-2	1.000	0-0	.000	0-1	.000	0	1	1	6.4	5	0	0	3	0	4	5.6
Ole Miss	01/03/2023	*	22:40	2-10	.200	0-1	.000	0-0	.000	1	5	6	6.4	5	1	0	3	2	4	5.5
Kentucky	01/07/2023	*	29:12	4-6	.667	0-0	.000	1-4	.250	2	4	6	6.3	4	2	2	2	0	9	5.7
at Arkansas	01/11/2023	*	24:36	4-7	.571	0-1	.000	0-0	.000	2	4	6	6.3	4	0	0	0	2	8	5.9
LSU	01/14/2023	*	14:39	1-1	1.000	0-0	.000	0-1	.000	1	1	2	6.1	3	2	1	2	1	2	5.6
at Vanderbilt	01/17/2023	*	24:53	3-9	.333	0-1	.000	0-0	.000	4	3	7	6.1	3	0	2	1	0	6	5.7
at Missouri	01/21/2023	*	15:39	1-2	.500	0-0	.000	0-0	.000	1	1	2	5.9	4	1	1	0	0	2	5.5
Mississippi St.	01/25/2023	*	12:37	0-1	.000	0-0	.000	0-0	.000	2	1	3	5.8	4	0	2	1	0	0	5.2
at Oklahoma	01/28/2023	*	07:31	2-3	.667	0-0	.000	0-0	.000	1	1	2	5.6	1	0	3	0	0	4	5.1
Vanderbilt	01/31/2023	*	20:34	5-5	1.000	0-0	.000	0-0	.000	1	2	3	5.5	3	0	0	0	1	10	5.4
at LSU	02/04/2023	*	17:47	4-5	.800	0-0	.000	0-0	.000	0	3	3	5.3	2	0	1	0	0	8	5.5
Florida	02/08/2023	*	20:46	4-8	.500	0-1	.000	0-1	.000	4	1	5	5.3	2	1	0	4	1	8	5.6
at Auburn	02/11/2023	*	27:55	3-4	.750	0-0	.000	0-2	.000	1	4	5	5.3	3	2	1	2	1	6	5.6
at Tennessee	02/15/2023	*	16:53	2-3	.667	0-0	.000	0-0	.000	2	3	5	5.3	1	0	3	2	0	4	5.5
Georgia	02/18/2023	*	13:36	2-3	.667	0-1	.000	2-2	1.000	4	2	6	5.3	0	1	1	2	0	6	5.6
at South Carolina	02/22/2023	*	32:54	4-4	1.000	0-0	.000	2-4	.500	3	6	9	5.5	3	0	0	2	1	10	5.7
Totals		**28**	**572:55**	**72-116**	**.621**	**0-6**	**.000**	**16-42**	**.381**	**69**	**84**	**153**	**5.5**	**84**	**17**	**26**	**47**	**15**	**160**	**5.7**

Player Averages

Games Played	Minutes/ game	Points/ game	FG Pct	3FG Pct	FT Pct	Rebounds/ game	Assists/ game	Turnovers/ game	Assist/Turnover ratio	Steals/ game	Blocks/ game
28	20.5	5.7	62.1	0.0	38.1	5.5	0.6	0.9	0.7	0.5	1.7

BEDIAKO'S CAREER STATS

Year	GP	GS	Min	Avg	FG	FGA	Pct	3FG	3FGA	Pct	FT	FTA	Pct	Off	Def	Tot	Avg	PF	FO	Ast	TO	Blk	Stl	Pts	Avg
2021-22	33	30	586	17.7	90	130	.692	0	1	.000	41	67	.612	65	77	142	4.3	86	5	22	31	51	21	221	6.7
2022-23	28	28	573	20.5	72	116	.621	0	5	.000	16	42	.381	69	84	153	5.5	84	3	17	26	47	15	160	5.7
TOTAL	**61**	**58**	**1159**	**19.0**	**162**	**246**	**.659**	**0**	**6**	**.000**	**57**	**109**	**.523**	**134**	**161**	**295**	**4.8**	**170**	**8**	**39**	**57**	**98**	**36**	**381**	**6.2**

15
NOAH CLOWNEY

Spartanburg, S.C.
Dorman HS

Forward / Freshman / 6-10 / 210

CAREER HIGHS

Points	22	vs. South Dakota State (12/3/22)
Rebounds	15	at South Alabama (11/15/22)
Assists	4	vs. South Dakota State (12/3/22)
Steals	3	vs. Michigan State (11/24/22)
Blocks	3	3x, last at LSU (2/4/23)
Minutes	32:22	vs. Mississippi State (1/25/23)
Field Goals	8	vs. South Dakota State (12/3/22)
FG Att.	17	vs. South Dakota State (12/3/22)
3-Point FG	5	vs. South Dakota State (12/3/22)
3-Point Att.	12	vs. South Dakota State (12/3/22)
Free Throws	7	vs. Mississippi State (1/25/23)
FT Att.	8	3x, last at Oklahoma (1/28/23)

2022-23 SEASON HIGHS

Points	22	vs. South Dakota State (12/3/22)
Rebounds	15	at South Alabama (11/15/22)
Assists	4	vs. South Dakota State (12/3/22)
Steals	3	vs. Michigan State (11/24/22)
Blocks	3	3x, last at LSU (2/4/23)
Minutes	32:22	vs. Mississippi State (1/25/23)
Field Goals	8	vs. South Dakota State (12/3/22)
FG Att.	17	vs. South Dakota State (12/3/22)
3-Point FG	5	vs. South Dakota State (12/3/22)
3-Point Att.	12	vs. South Dakota State (12/3/22)
Free Throws	7	vs. Mississippi State (1/25/23)
FT Att.	8	3x, last at Oklahoma (1/28/23)

MISCELLANEOUS STATS

CATEGORY	2022-23	CAREER
Double-digit scoring	11	11
20+ point games	1	1
Double-digit rebounding	7	7
Double-doubles	2	2
Led UA in scoring	4	4
Led UA in rebounding	12	12
Led UA in three-pointers	3	3
Led UA in assists	0	0
Led UA in steals	5	5
Led UA in blocks	6	6
5+ assist games	0	0
3+ three-pointers	1	1
3+ steal games	1	1
3+ block games	3	3

CLOWNEY'S SEASON STATS

2022-23 Alabama Men's Basketball
Individual Game-by-Game
All games

Page 10/16
as of Feb 23, 2023

#15 CLOWNEY, Noah

				Total		3-Pointers		Free throws		Rebounds											
Opponent	Date	GS	MIN	FG-FGA	PCT	3FG-3FGA	PCT	FT-FTA	PCT	OFF	DEF	TOT	AVG	PF	A	TO	BLK	STL	PTS	AVG
Longwood	11/07/2022	*	23:30	4-7	.571	1-4	.250	0-1	.000	2	9	11	11.0	1	0	1	2	0	9	9.0
Liberty	11/11/2022	*	15:38	1-3	.333	0-1	.000	0-0	.000	1	5	6	8.5	5	0	2	2	0	2	5.5
at South Alabama	11/15/2022	*	28:59	3-8	.375	0-3	.000	2-5	.400	8	7	15	10.7	0	1	1	3	1	8	6.3
Jacksonville St.	11/18/2022	*	21:24	3-8	.375	0-4	.000	2-4	.500	4	6	10	10.5	3	1	2	0	0	8	6.8
vs Michigan St.	11/24/2022	*	25:35	3-4	.750	1-2	.500	3-5	.600	1	5	6	9.6	3	3	4	1	3	10	7.4
vs UConn	11/25/2022	*	30:11	3-6	.500	0-1	.000	3-3	1.000	1	3	4	8.7	3	0	2	1	2	9	7.7
vs North Carolina	11/27/2022	*	03:22	0-2	.000	0-1	.000	1-2	.500	0	3	3	7.9	0	0	0	1	0	1	6.7
South Dakota St.	12/03/2022	*	28:46	8-17	.471	5-12	.417	1-3	.333	2	7	9	8.0	3	4	2	0	1	22	8.6
at Houston	12/10/2022	*	27:47	7-12	.583	2-6	.333	0-0	.000	2	9	11	8.3	4	1	3	2	0	16	9.4
Memphis	12/13/2022	*	26:51	3-3	1.000	0-0	.000	5-8	.625	3	6	9	8.4	5	0	3	3	0	11	9.6
vs Gonzaga	12/17/2022	*	31:34	3-4	.750	1-2	.500	2-3	.667	2	11	13	8.8	3	0	3	1	0	9	9.5
at Mississippi St.	12/28/2022	*	24:02	4-8	.500	1-3	.333	3-4	.750	1	7	8	8.8	4	2	2	1	1	12	9.8
Ole Miss	01/03/2023	*	29:15	4-6	.667	1-1	1.000	1-3	.333	2	6	8	8.7	1	0	0	1	0	10	9.8
Kentucky	01/07/2023	*	25:55	2-5	.400	1-2	.500	3-5	.600	0	6	6	8.5	0	1	0	0	0	8	9.6
at Arkansas	01/11/2023	*	24:48	5-6	.833	3-4	.750	2-5	.400	0	5	5	8.3	4	2	1	1	1	15	10.0
LSU	01/14/2023	*	20:37	2-7	.286	0-5	.000	0-0	.000	4	4	8	8.3	2	0	1	1	0	4	9.6
at Vanderbilt	01/17/2023	*	28:49	1-6	.167	0-4	.000	5-6	.833	2	6	8	8.2	5	0	2	1	0	7	9.5
at Missouri	01/21/2023	*	28:20	6-11	.545	0-1	.000	5-7	.714	5	9	14	8.6	3	1	0	0	1	17	9.9
Mississippi St.	01/25/2023	*	32:22	3-10	.300	0-6	.000	7-8	.875	1	7	8	8.5	1	0	3	0	0	13	10.1
at Oklahoma	01/28/2023	*	26:49	3-10	.300	0-4	.000	4-8	.500	5	3	8	8.5	2	0	0	0	1	10	10.1
Vanderbilt	01/31/2023	*	21:15	2-4	.500	2-4	.500	0-0	.000	2	4	6	8.4	1	1	0	0	0	6	9.9
at LSU	02/04/2023	*	31:34	6-9	.667	2-4	.500	0-0	.000	2	4	6	8.3	3	1	1	3	1	14	10.0
Florida	02/08/2023	*	16:46	4-8	.500	1-3	.333	0-0	.000	1	3	4	8.1	2	1	1	1	0	9	10.0
at Auburn	02/11/2023	*	24:18	2-3	.667	0-1	.000	2-2	1.000	1	6	7	8.0	3	1	1	0	1	6	9.8
at Tennessee	02/15/2023	*	31:03	2-9	.222	1-4	.250	2-2	1.000	2	9	11	8.2	0	0	1	0	0	7	9.7
Georgia	02/18/2023	*	17:17	4-6	.667	2-4	.500	2-2	1.000	1	4	5	8.0	2	2	1	1	1	12	9.8
at South Carolina	02/22/2023	*	27:03	2-5	.400	0-2	.000	4-6	.667	2	6	8	8.0	4	0	2	1	0	8	9.7
Totals		**27**	**673:51**	**90-187**	**.481**	**24-88**	**.273**	**59-92**	**.641**	**57**	**160**	**217**	**8.0**	**67**	**22**	**39**	**27**	**14**	**263**	**9.7**

Player Averages

Games Played	Minutes/ game	Points/ game	FG Pct	3FG Pct	FT Pct	Rebounds/ game	Assists/ game	Turnovers/ game	Assist/Turnover ratio	Steals/ game	Blocks/ game
27	25.0	9.7	48.1	27.3	64.1	8.0	0.8	1.4	0.6	0.5	1.0

CLOWNEY'S CAREER STATS

Year	GP	GS	Min	Avg	FG	FGA	Pct	3FG	3FGA	Pct	FT	FTA	Pct	Off	Def	Tot	Avg	PF	FO	Ast	TO	Blk	Stl	Pts	Avg
2022-23	27	27	674	25.0	90	187	.481	24	88	.273	59	92	.641	57	160	217	8.0	67	3	22	39	27	14	263	9.7
TOTAL	**27**	**27**	**674**	**25.0**	**90**	**187**	**.481**	**24**	**88**	**.273**	**59**	**92**	**.641**	**57**	**160**	**217**	**8.0**	**67**	**3**	**22**	**39**	**27**	**14**	**263**	**9.7**

23

NICK PRINGLE

Seabrook, S.C.
Dodge City CC
Wofford
Whale Branch HS

Forward / Junior / 6-9 / 220

CAREER HIGHS

Points	19	vs. Georgia (2/18/23)
Rebounds	12	vs. Georgia (2/18/23)
Assists	2	vs. Toccoa Falls (11/28/20)
Steals	3	2x, last vs. Florida (2/8/23)
Blocks	3	vs. Longwood (11/7/22)
Minutes	24	vs. Carver (11/28/20)
Field Goals	9	vs. Georgia (2/18/23)
FG Att.	12	vs. Georgia (2/18/23)
3-Point FG		
3-Point Att.	1	at Richmond (12/7/20)
Free Throws	2	vs. Toccoa Falls (11/28/20)
FT Att.	4	vs. Toccoa Falls (11/28/20)

2022-23 SEASON HIGHS

Points	19	vs. Georgia (2/18/23)
Rebounds	12	vs. Georgia (2/18/23)
Assists	2	vs. Jackson State (12/20/22)
Steals	3	vs. Florida (2/8/23)
Blocks	3	vs. Longwood (11/7/22)
Minutes	20:45	vs. Georgia (2/18/23)
Field Goals	9	vs. Georgia (2/18/23)
FG Att.	12	vs. Georgia (2/18/23)
3-Point FG	--	--
3-Point Att.	--	--
Free Throws	4	2x, last vs. LSU (1/14/23)
FT Att.	8	vs. Jackson State (12/20/22)

MISCELLANEOUS STATS

CATEGORY	2022-23	CAREER
Double-digit scoring	4	5
20+ point games	0	0
Double-digit rebounding	1	2
Double-doubles	1	1
Led UA in scoring	0	0
Led UA in rebounding	1	1
Led UA in three-pointers	0	0
Led UA in assists	0	0
Led UA in steals	2	2
Led UA in blocks	3	3
5+ assist games	0	0
3+ three-pointers	0	0
3+ steal games	1	1
3+ block games	0	0

PRINGLE'S SEASON STATS

2022-23 Alabama Men's Basketball
Individual Game-by-Game
All games

Page 11/16
as of Feb 23, 2023

#23 PRINGLE, Nick

				Total		3-Pointers		Free throws		Rebounds										
Opponent	Date	GS	MIN	FG-FGA	PCT	3FG-3FGA	PCT	FT-FTA	PCT	OFF	DEF	TOT	AVG	PF	A	TO	BLK	STL	PTS	AVG
Longwood	11/07/2022		11:15	2-2	1.000	0-0	.000	0-0	.000	1	3	4	4.0	4	0	1	3	0	4	4.0
Liberty	11/11/2022		03:52	1-1	1.000	0-0	.000	0-0	.000	1	0	1	2.5	1	0	1	0	0	2	3.0
at South Alabama	11/15/2022		11:24	0-1	.000	0-0	.000	0-0	.000	3	2	5	3.3	1	1	2	1	1	0	2.0
Jacksonville St.	11/18/2022		07:37	0-0	.000	0-0	.000	0-0	.000	2	2	4	3.5	1	0	0	1	0	0	1.5
vs Michigan St.	11/24/2022		04:33	0-0	.000	0-0	.000	0-0	.000	1	1	2	3.2	2	0	0	0	0	0	1.2
vs UConn	11/25/2022		04:02	0-0	.000	0-0	.000	0-0	.000	1	0	1	2.8	2	0	0	0	0	0	1.0
vs North Carolina	11/27/2022		05:18	0-0	.000	0-0	.000	0-0	.000	0	1	1	2.6	2	0	0	0	0	0	0.9
South Dakota St.	12/03/2022		03:01	0-0	.000	0-0	.000	0-0	.000	0	0	0	2.3	1	0	0	0	0	0	0.8
at Houston	12/10/2022		08:06	1-1	1.000	0-0	.000	1-2	.500	0	1	1	2.1	4	0	0	0	1	3	1.0
Memphis	12/13/2022		02:23	0-0	.000	0-0	.000	0-0	.000	0	0	0	1.9	0	0	0	0	0	0	0.9
vs Gonzaga	12/17/2022		00:41	0-0	.000	0-0	.000	0-0	.000	0	0	0	1.7	0	0	0	0	0	0	0.8
Jackson St.	12/20/2022		18:46	5-5	1.000	0-0	.000	4-8	.500	2	7	9	2.3	2	2	1	1	2	14	1.9
at Mississippi St.	12/28/2022		19:54	4-4	1.000	0-0	.000	2-3	.667	2	2	4	2.5	4	0	1	0	0	10	2.5
Ole Miss	01/03/2023		09:07	1-1	1.000	0-0	.000	0-1	.000	1	2	3	2.5	2	1	0	0	0	2	2.5
Kentucky	01/07/2023		04:31	0-0	.000	0-0	.000	0-1	.000	0	1	1	2.4	0	0	0	2	0	0	2.3
at Arkansas	01/11/2023		02:25	0-0	.000	0-0	.000	0-0	.000	1	1	2	2.4	1	0	1	0	0	0	2.2
LSU	01/14/2023		18:38	3-3	1.000	0-0	.000	4-7	.571	6	1	7	2.6	4	1	0	1	0	10	2.6
at Vanderbilt	01/17/2023		01:00	0-0	.000	0-0	.000	0-0	.000	0	0	0	2.5	1	0	0	0	0	0	2.5
Mississippi St.	01/25/2023		08:07	2-2	1.000	0-0	.000	3-3	1.000	0	1	1	2.4	2	0	0	0	0	7	2.7
at Oklahoma	01/28/2023		04:55	1-1	1.000	0-0	.000	0-0	.000	1	2	3	2.5	0	0	0	0	0	2	2.7
Vanderbilt	01/31/2023		04:59	1-1	1.000	0-0	.000	1-2	.500	0	0	0	2.3	0	0	0	0	0	3	2.7
at LSU	02/04/2023		01:59	0-0	.000	0-0	.000	0-0	.000	0	0	0	2.2	0	0	0	0	0	0	2.6
Florida	02/08/2023		11:57	2-3	.667	0-0	.000	0-2	.000	1	3	4	2.3	4	1	1	2	3	4	2.7
at Auburn	02/11/2023		04:09	1-1	1.000	0-0	.000	0-0	.000	0	2	2	2.3	0	0	0	1	0	2	2.6
at Tennessee	02/15/2023		08:09	0-0	.000	0-0	.000	0-0	.000	1	3	4	2.4	0	0	0	1	0	0	2.5
Georgia	02/18/2023		20:45	9-12	.750	0-0	.000	1-5	.200	1	11	12	2.7	3	1	1	1	1	19	3.2
at South Carolina	02/22/2023		05:29	1-1	1.000	0-0	.000	1-1	1.000	1	1	2	2.7	0	0	3	0	0	3	3.1
Totals		**0**	**207:03**	**34-39**	**.872**	**0-0**	**.000**	**17-35**	**.486**	**26**	**47**	**73**	**2.7**	**41**	**7**	**12**	**14**	**8**	**85**	**3.1**

Player Averages

Games Played	Minutes/ game	Points/ game	FG Pct	3FG Pct	FT Pct	Rebounds/ game	Assists/ game	Turnovers/ game	Assist/Turnover ratio	Steals/ game	Blocks/ game
27	7.7	3.1	87.2	0.0	48.6	2.7	0.3	0.4	0.6	0.3	0.5

PRINGLE'S CAREER STATS

Year	GP	GS	Min	Avg	FG	FGA	Pct	3FG	3FGA	Pct	FT	FTA	Pct	Off	Def	Tot	Avg	PF	FO	Ast	TO	Blk	Stl	Pts	Avg
2020-21*	15	0	92	6.2	13	22	.591	0	2	.000	4	11	.364	13	19	32	2.1	13	0	2	9	1	8	30	2.0
2022-23	27	0	207	7.7	34	39	.872	0	0	.000	17	35	.486	26	47	73	2.7	41	0	7	12	14	8	85	3.1
TOTAL	**42**	**0**	**299**	**7.1**	**47**	**61**	**.770**	**0**	**2**	**.000**	**21**	**46**	**.457**	**39**	**66**	**105**	**2.5**	**54**	**0**	**9**	**21**	**15**	**16**	**115**	**2.7**

** First season at Wofford (2020-21)*

#24 BRANDON MILLER

Antioch, Tenn.
Cane Ridge HS

Forward / Freshman / 6-9 / 200

CAREER HIGHS

Points	41	at South Carolina (2/22/23)
Rebounds	14	vs. Jackson State (12/20/22)
Assists	5	vs. Memphis (12/13/22)
Steals	3	2x, last vs. Ole Miss (1/3/23)
Blocks	2	6x, last at South Carolina (2/22/23)
Minutes	42:41	at South Carolina (2/22/23)
Field Goals	14	at South Carolina (2/22/23)
FG Att.	25	at South Carolina (2/22/23)
3-Point FG	7	2x, last vs. LSU (1/14/23)
3-Point Att.	13	at South Carolina (2/22/23)
Free Throws	8	at Houston (12/10/22)
FT Att.	9	at Houston (12/10/22)

2022-23 SEASON HIGHS

Points	41	at South Carolina (2/22/23)
Rebounds	14	vs. Jackson State (12/20/22)
Assists	5	vs. Memphis (12/13/22)
Steals	3	2x, last vs. Ole Miss (1/3/23)
Blocks	2	6x, last at South Carolina (2/22/23)
Minutes	42:41	at South Carolina (2/22/23)
Field Goals	14	at South Carolina (2/22/23)
FG Att.	25	at South Carolina (2/22/23)
3-Point FG	7	2x, last vs. LSU (1/14/23)
3-Point Att.	13	at South Carolina (2/22/23)
Free Throws	8	at Houston (12/10/22)
FT Att.	9	at Houston (12/10/22)

MISCELLANEOUS STATS

CATEGORY	2022-23	CAREER
Double-digit scoring	27	27
20+ point games	11	11
Double-digit rebounding	6	6
Double-doubles	6	6
Led UA in scoring	16	16
Led UA in rebounding	13	13
Led UA in three-pointers	17	17
Led UA in assists	5	5
Led UA in steals	9	9
Led UA in blocks	8	8
5+ assist games	1	1
3+ three-pointers	17	17
3+ steal games	4	4
3+ block games	0	0

MILLER'S SEASON STATS

2022-23 Alabama Men's Basketball
Individual Game-by-Game
All games

Page 12/16
as of Feb 23, 2023

#24 MILLER, Brandon

				Total		3-Pointers		Free throws		Rebounds												
Opponent	Date	GS	MIN	FG-FGA	PCT	3FG-3FGA	PCT	FT-FTA	PCT	OFF	DEF	TOT	AVG	PF	A	TO	BLK	STL	PTS	AVG
Longwood	11/07/2022	*	32:42	6-14	.429	0-6	.000	2-2	1.000	3	10	13	13.0	0	0	3	1	0	14	14.0
Liberty	11/11/2022	*	29:37	5-8	.625	4-5	.800	6-6	1.000	0	8	8	10.5	3	3	0	1	2	20	17.0
at South Alabama	11/15/2022	*	35:55	5-16	.313	4-9	.444	5-7	.714	3	5	8	9.7	3	3	4	1	0	19	17.7
Jacksonville St.	11/18/2022	*	25:15	9-12	.750	7-9	.778	3-5	.600	4	4	8	9.3	3	3	0	1	0	28	20.3
vs Michigan St.	11/24/2022	*	34:43	8-19	.421	4-7	.571	4-5	.800	4	5	9	9.2	3	0	0	2	0	24	21.0
vs UConn	11/25/2022	*	31:48	5-15	.333	3-6	.500	5-7	.714	4	5	9	9.2	1	3	2	2	0	18	20.5
vs North Carolina	11/27/2022	*	47:50	4-21	.190	2-8	.250	4-4	1.000	3	4	7	8.9	4	2	3	0	0	14	19.6
South Dakota St.	12/03/2022	*	33:03	5-11	.455	3-8	.375	3-4	.750	2	7	9	8.9	2	1	3	0	1	16	19.1
at Houston	12/10/2022	*	30:13	0-8	.000	0-5	.000	8-9	.889	1	4	5	8.4	2	0	2	0	2	8	17.9
Memphis	12/13/2022	*	32:48	7-13	.538	4-8	.500	6-7	.857	2	6	8	8.4	2	5	2	2	0	24	18.5
vs Gonzaga	12/17/2022	*	37:15	12-22	.545	6-11	.545	6-6	1.000	1	5	6	8.2	3	1	6	0	1	36	20.1
Jackson St.	12/20/2022	*	35:33	3-7	.429	1-4	.250	3-4	.750	3	11	14	8.7	2	3	5	0	3	10	19.3
at Mississippi St.	12/28/2022	*	30:04	7-15	.467	5-10	.500	0-0	.000	1	10	11	8.8	4	3	2	0	0	19	19.2
Ole Miss	01/03/2023	*	29:26	7-12	.583	2-6	.333	1-2	.500	0	5	5	8.6	2	2	1	1	3	17	19.1
Kentucky	01/07/2023	*	33:34	7-15	.467	2-6	.333	3-3	1.000	2	5	7	8.5	0	0	1	1	1	19	19.1
at Arkansas	01/11/2023	*	36:26	3-4	.750	2-2	1.000	6-7	.857	1	3	4	8.2	3	2	2	2	0	14	18.8
LSU	01/14/2023	*	24:03	11-16	.688	7-11	.636	2-2	1.000	1	8	9	8.2	2	1	1	0	0	31	19.5
at Vanderbilt	01/17/2023	*	37:17	10-16	.625	4-9	.444	6-7	.857	2	8	10	8.3	1	1	1	0	0	30	20.1
at Missouri	01/21/2023	*	35:19	4-12	.333	3-8	.375	4-6	.667	0	8	8	8.3	1	0	0	1	0	15	19.8
Mississippi St.	01/25/2023	*	36:40	5-9	.556	1-4	.250	2-3	.667	3	3	6	8.2	3	2	1	1	3	13	19.5
at Oklahoma	01/28/2023	*	32:46	4-14	.286	1-4	.250	2-2	1.000	2	5	7	8.1	1	3	1	1	2	11	19.0
Vanderbilt	01/31/2023	*	27:09	8-15	.533	6-13	.462	0-0	.000	0	8	8	8.1	2	3	1	1	1	22	19.2
at LSU	02/04/2023	*	30:33	3-11	.273	1-4	.250	4-5	.800	1	9	10	8.2	4	4	0	1	1	11	18.8
Florida	02/08/2023	*	29:31	9-17	.529	4-8	.500	2-3	.667	1	8	9	8.3	1	3	2	0	1	24	19.0
at Auburn	02/11/2023	*	37:17	5-12	.417	0-7	.000	3-4	.750	2	4	6	8.2	1	3	3	0	1	13	18.8
at Tennessee	02/15/2023	*	33:41	4-11	.364	3-8	.375	4-4	1.000	1	9	10	8.2	5	0	1	1	1	15	18.7
Georgia	02/18/2023	*	20:44	7-10	.700	3-5	.600	4-4	1.000	0	3	3	8.0	1	1	1	2	0	21	18.7
at South Carolina	02/22/2023	*	42:41	14-25	.560	6-13	.462	7-8	.875	1	7	8	8.0	3	1	1	2	3	41	19.5
Totals		**28**	**923:52**	**177-380**	**.466**	**88-204**	**.431**	**105-126**	**.833**	**48**	**177**	**225**	**8.0**	**62**	**53**	**49**	**24**	**26**	**547**	**19.5**

Player Averages

Games Played	Minutes/ game	Points/ game	FG Pct	3FG Pct	FT Pct	Rebounds/ game	Assists/ game	Turnovers/ game	Assist/Turnover ratio	Steals/ game	Blocks/ game
28	33.0	19.5	46.6	43.1	83.3	8.0	1.9	1.8	1.1	0.9	0.9

MILLER'S CAREER STATS

Year	GP	GS	Min	Avg	FG	FGA	Pct	3FG	3FGA	Pct	FT	FTA	Pct	Off	Def	Tot	Avg	PF	FO	Ast	TO	Blk	Stl	Pts	Avg
2022-23	28	28	924	33.0	177	380	.466	88	204	.431	105	126	.833	48	177	225	8.0	62	1	53	49	24	26	547	19.5
TOTAL	**28**	**28**	**924**	**33.0**	**177**	**380**	**.466**	**88**	**204**	**.431**	**105**	**126**	**.833**	**48**	**177**	**225**	**8.0**	**62**	**1**	**53**	**49**	**24**	**26**	**547**	**19.5**

25

NIMARI
BURNETT

Chicago, Ill.
Texas Tech
Prolific Prep

Guard / Sophomore / 6-4 / 190

CAREER HIGHS

Points	18	vs. Jacksonville State (11/18/22)
Rebounds	4	6x, last vs. Georgia (2/18/23)
Assists	4	2x, vs. Incarnate Word (12/29/20)
Steals	6	vs. Grambling (12/6/20)
Blocks	3	vs. Troy (12/4/20)
Minutes	30	vs. Abilene Christian (12/9/20)
Field Goals	5	2x, last vs. Vanderbilt (1/31/23)
FG Att.	7	vs. Troy (12/4/20)
3-Point FG	5	vs. Jacksonville State (11/18/22)
3-Point Att.	6	vs. Jacksonville State (11/18/22)
Free Throws	8	vs. Abilene Christian (12/9/20)
FT Att.	10	vs. Abilene Christian (12/9/20)

2022-23 SEASON HIGHS

Points	18	vs. Jacksonville State (11/18/22)
Rebounds	4	4x, last vs. Georgia (2/18/23)
Assists	3	at LSU (2/4/23)
Steals	1	5x, last at South Carolina (2/22/23)
Blocks	1	3x, last vs. North Carolina (11/27/22)
Minutes	23:18	vs. Liberty (11/11/22)
Field Goals	5	2x, last vs. Vanderbilt (1/31/23)
FG Att.	10	2x, last at LSU (2/4/23)
3-Point FG	5	vs. Jacksonville State (11/18/22)
3-Point Att.	7	2vs. Vanderbilt (1/31/23)
Free Throws	7	vs. Liberty (11/11/22)
FT Att.	8	vs. Liberty (11/11/22)

MISCELLANEOUS STATS

CATEGORY	2022-23	CAREER
Double-digit scoring	4	4
20+ point games	0	0
Double-digit rebounding	0	0
Double-doubles	0	0
Led UA in scoring	0	0
Led UA in rebounding	0	0
Led UA in three-pointers	3	3
Led UA in assists	0	0
Led UA in steals	2	2
Led UA in blocks	1	1
5+ assist games	0	0
3+ three-pointers	4	4
3+ steal games	0	3
3+ block games	0	0

BURNETT'S SEASON STATS

2022-23 Alabama Men's Basketball
Individual Game-by-Game
All games

Page 13/16
as of Feb 23, 2023

#25 BURNETT, Nimari

				Total		3-Pointers		Free throws		Rebounds												
Opponent	Date	GS	MIN	FG-FGA	PCT	3FG-3FGA	PCT	FT-FTA	PCT	OFF	DEF	TOT	AVG	PF	A	TO	BLK	STL	PTS	AVG
Longwood	11/07/2022	*	14:30	1-6	.167	0-4	.000	1-3	.333	0	2	2	2.0	1	1	5	1	0	3	3.0
Liberty	11/11/2022	*	23:18	1-4	.250	0-2	.000	7-8	.875	1	2	3	2.5	1	1	1	0	1	9	6.0
at South Alabama	11/15/2022	*	20:19	2-6	.333	1-4	.250	2-3	.667	3	1	4	3.0	3	1	4	0	0	7	6.3
Jacksonville St.	11/18/2022	*	22:39	5-6	.833	5-6	.833	3-4	.750	1	3	4	3.3	3	0	2	1	1	18	9.3
vs Michigan St.	11/24/2022	*	16:55	2-3	.667	2-2	1.000	2-2	1.000	1	1	2	3.0	2	1	0	0	0	8	9.0
vs UConn	11/25/2022	*	18:06	2-3	.667	0-0	.000	2-3	.667	0	2	2	2.8	2	0	0	0	0	6	8.5
vs North Carolina	11/27/2022	*	13:48	1-3	.333	0-1	.000	1-2	.500	0	1	1	2.6	4	1	1	1	0	3	7.7
South Dakota St.	12/03/2022	*	19:15	3-10	.300	0-6	.000	3-3	1.000	2	0	2	2.5	2	2	1	0	1	9	7.9
at Houston	12/10/2022	*	19:53	2-4	.500	2-4	.500	2-3	.667	0	1	1	2.3	1	0	1	0	1	8	7.9
at Missouri	01/21/2023		05:28	0-2	.000	0-1	.000	0-0	.000	1	1	2	2.3	1	0	0	0	0	0	7.1
Mississippi St.	01/25/2023		01:23	0-0	.000	0-0	.000	0-0	.000	0	0	0	2.1	0	0	0	0	0	0	6.5
at Oklahoma	01/28/2023		13:43	0-1	.000	0-1	.000	0-0	.000	0	0	0	1.9	4	0	0	0	0	0	5.9
Vanderbilt	01/31/2023		15:04	5-8	.625	4-7	.571	2-2	1.000	3	1	4	2.1	2	1	0	0	1	16	6.7
at LSU	02/04/2023		21:18	4-10	.400	3-7	.429	2-2	1.000	1	2	3	2.1	3	3	0	0	0	13	7.1
Florida	02/08/2023		15:26	1-6	.167	1-5	.200	0-0	.000	0	2	2	2.1	2	0	0	0	0	3	6.9
at Auburn	02/11/2023		16:59	2-7	.286	1-5	.200	0-1	.000	2	1	3	2.2	2	2	1	0	0	5	6.8
at Tennessee	02/15/2023		17:38	4-5	.800	3-4	.750	0-0	.000	0	2	2	2.2	5	0	1	0	0	11	7.0
Georgia	02/18/2023		19:14	3-6	.500	0-3	.000	0-0	.000	0	4	4	2.3	2	0	1	0	0	6	6.9
at South Carolina	02/22/2023		19:04	0-5	.000	0-4	.000	0-0	.000	1	2	3	2.3	0	2	2	0	1	0	6.6
Totals		**9**	**313:60**	**38-95**	**.400**	**22-66**	**.333**	**27-36**	**.750**	**16**	**28**	**44**	**2.3**	**40**	**15**	**20**	**3**	**6**	**125**	**6.6**

Player Averages

Games Played	Minutes/ game	Points/ game	FG Pct	3FG Pct	FT Pct	Rebounds/ game	Assists/ game	Turnovers/ game	Assist/Turnover ratio	Steals/ game	Blocks/ game
19	16.5	6.6	40.0	33.3	75.0	2.3	0.8	1.1	0.8	0.3	0.2

BURNETT'S CAREER STATS

Year	GP	GS	Min	Avg	FG	FGA	Pct	3FG	3FGA	Pct	FT	FTA	Pct	Off	Def	Tot	Avg	PF	FO	Ast	TO	Blk	Stl	Pts	Avg
2021-22*	12	0	214	17.8	14	50	.280	4	23	.174	32	36	.889	6	16	22	1.8	21	0	11	17	6	17	64	5.3
2022-23	19	9	314	16.5	38	95	.400	22	66	.333	27	36	.750	16	28	44	2.3	40	1	15	20	3	6	125	6.6
TOTAL	**31**	**9**	**528**	**17.0**	**52**	**145**	**.359**	**26**	**89**	**.292**	**59**	**72**	**.819**	**22**	**44**	**66**	**2.1**	**61**	**1**	**26**	**37**	**9**	**23**	**189**	**6.1**

** First season at Texas Tech (2020-21)*

THE LAST TIME...

TEAM...

Scored 100 points or more:
Feb. 18, 2023 - UA 108, Georgia 59

Scored 110 points or more:
Feb. 13. 2021 - UA 115, Georgia 82

Scored less than 50 points:
Jan. 6, 2018 - Georgia 65, UA 46

Allowed 100 points:
Dec. 17, 2022 - UA 90, No. 15 Gonzaga 100

Held opponent to 40 points or less:
Jan. 10, 2015 - UA 56, Tennessee 38

Held opponent to 15 pts or less in half:
Jan. 31, 2023 - 15 points allowed vs. Vanderbilt (1st half)

Scored 60 points in a half:
Nov. 28, 2021 - 63 points in second half vs. Miami

Won an overtime game:
Feb. 22, 2023 - UA 78, South Carolina 76 (ot)

Lost an overtime game:
March 5, 2022 - LSU 80, UA 77 (4ot)

Played a double-overtime game:
Nov. 27, 2022 - UA 103, No. 1 North Carolina 101 (4ot)

Played a triple-overtime game:
Nov. 27, 2022 - UA 103, No. 1 North Carolina 101 (4ot)

Played a quadruple-overtime game:
Nov. 27, 2022 - UA 103, No. 1 North Carolina 101 (4ot)

Shot 60% in a game:
Feb. 18, 2023 - 61.9% (39-of-63) vs. Georgia

Shot 60% or better in a half:
Feb. 18, 2023 - 64.5% (20-of-31) in first half vs. Georgia

Shot 70% or better in a half:
Nov. 29, 2019 - 72.7% in 2nd half vs. Southern Miss

Failed to hit a three-pointer in a game:
Dec. 4, 2010 vs. Purdue (397 games)

Had at least 20 three-pointers in a game:
Nov. 18, 2022 vs. Jacksonville State (21)

Had at least 15 steals in a game:
Dec. 12, 2020 vs. Clemson (17)

Had at least 25 assists in a game:
Feb. 18, 2023 vs. Georgia (26)

Had at least 10 blocks in a game:
Nov. 19, 2021 vs. South Dakota State (10)

Forced 25 turnovers in a game:
Nov. 11, 2012 vs. West Alabama (25)

Played a ranked opponent (AP poll):
Feb. 15, 2023 - UA 59, No. 10 Tennessee 68

Beat a ranked opponent at neutral site:
Nov. 27, 2022 - UA 103, No. 1 North Carolina 101 (4ot)

Beat a ranked opponent at home:
Jan. 29, 2022 vs. No. 4 Baylor (won, 87-78)

Beat a ranked opponent on the road:
Jan. 11, 2023 - UA 84, No. 15 Arkansas 69

Beat a top-10 opponent:
Dec. 10, 2022 - UA 71, No. 1 Houston 65

Beat a top-10 opponent on the road:
Dec. 10, 2022 - UA 71, No. 1 Houston 65

Beat a top-5 opponent:
Dec. 10, 2022 - UA 71, No. 1 Houston 65

Beat a top-5 opponent on the road:
Dec. 10, 2022 - UA 71, No. 1 Houston 65

Played a No. 1 ranked opponent:
Dec. 10, 2022 - UA 71, No. 1 Houston 65

Beat a No. 1 ranked opponent on the road:
Dec. 10, 2022 - UA 71, No. 1 Houston 65

Beat a No. 1 ranked opponent:
Dec. 10, 2022 - UA 71, No. 1 Houston 65

INDIVIDUAL...

Had a player score 50 points:
Michael Nordholz (50) vs. Southern Miss, 12/12/76 (single-game scoring record)

Had a player score 40 points:
Brandon Miller (41) at South Carolina, 2/22/23

Had a player score 35 points:
Brandon Miller (36) vs. Gonzaga, 12/17/22

Had a player score 30 points:
Brandon Miller (30) at Vanderbilt 1/17/23

Had a player grab 20 rebounds:
Richard Hendrix (23) vs. Troy, 11/9/07

Had a player dish out 10 or more assists:
JD Davison (10) vs. Miami, 11/28/21

Had a player block five shots:
Charles Bediako (5) vs. South Dakota State, 12/3/22

Had a player block 10 shots:
Roy Rogers (10) vs. LSU, 2/17/96

Had a player with seven or more steals in a game:
Jeremy Hays (8) vs. Oregon State, 12/12/98

Had three players score 20 or more in a game
John Petty Jr. (24), Joshua Primo (22), Jahvon Quinerly (22) at LSU, 1/19/21

Had two players record a double-double in same game:
Brandon Miller (14 pts, 13 rebs), Mark Sears (12 pts, 10 rebs) vs. Longwood, 11/7/22

Had three players record a double-double in same game:
Jermareo Davidson (12 pts, 12 rebs), Alonzo Gee (22 pts, 10 rebs), Richard Hendrix (18 pts, 12 rebs) vs. Louisiana Monroe, 11/28/06

Had a player record a double-double in three consecutive games:
Donta Hall (14 pts, 16 rebs vs. Texas A&M, 12 pts, 11 rebs at Missouri, 16 pts, 12 rebs vs. Tennessee) (Jan. 12, Jan. 16, Jan. 19, 2019)

Had a player record a double-double in four consecutive games:
Donta Hall (14 pts, 16 rebs vs. Texas A&M, 12 pts, 11 rebs at Missouri, 16 pts, 12 rebs vs. Tennessee, 10 pts, 11 rebs vs. Ole Miss) (Jan. 12, Jan. 16, Jan. 19, Jan. 22, 2019)

Had six or more players score in double figures:
Mark Sears (24), Jahvon Quinerly (21), Charles Bediako (14), Brandon Miller (14), Noah Gurley (13), Jaden Bradley (10) vs. No. 1 North Carolina (4ot), 11/27/22

Players who recorded a triple-double:
Kira Lewis Jr. (10 pts, 10 rebs, 13 asts) at Auburn, 2/12/20
Roy Rogers (27 pts, 10 rebs, 10 blocks) vs. LSU, 2/17/96
Roy Rogers (15 pts, 12 rebs, 14 blks) at Georgia, 2/10/96

**indicates SEC record*

2022-23 BOX SCORES

GAME 1: #20/19 ALABAMA VS. LONGWOOD

Official Basketball Box Score - Final
Longwood at Alabama
11/07/22 Coleman Coliseum, Tuscaloosa
2022-23 Men's Basketball

Game Time: 7:30 PM
Game Duration: 2:07
Attendance: 10,472

Officials: Bart Lenox, John Hampton, R.B. Clyburn

Longwood - 54 Record: 0-1

NO.	Name		Min	FG M-A	3P M-A	FT M-A	Rebounds OR	DR	TOT	Fouls PF	FD	TP	AS	TO	ST	Blocks BS	BA	+/-
0	Leslie Nkereuwem	F	21:26	1-8	0-1	3-6	2	3	5	3	4	5	0	3	0	0	0	-12
25	Michael Christmas	F	21:52	5-12	1-4	1-2	2	3	5	3	3	12	0	0	2	1	1	-12
1	Isaiah Wilkins	G	21:05	2-10	1-1	0-0	2	4	6	2	0	5	0	1	1	0	1	-22
3	DeShaun Wade	G	27:06	0-4	0-1	0-0	0	0	0	4	1	0	1	2	1	0	1	-32
23	D'Avian Houston	G	19:29	2-7	0-0	1-3	2	1	3	2	2	5	1	1	1	0	1	-11
4	Zac Watson		18:34	2-6	0-0	3-4	2	3	5	3	3	7	1	0	0	0	1	-9
20	Walyn Napper		30:11	3-11	0-0	2-2	0	2	2	2	2	8	3	2	3	0	2	-6
2	Nate Literas		15:08	3-7	2-4	1-1	0	2	2	1	1	9	0	0	0	1	0	-7
35	Jesper Granlund		17:04	1-2	1-2	0-1	1	2	3	1	1	3	1	0	0	1	0	3
5	Jaylani Darden		08:05	0-4	0-0	0-0	1	3	4	1	1	0	1	0	0	0	2	3
Team							0	3	3			0		1				
Totals				19-71	5-13	11-19	12	26	38	22	18	54	8	10	8	3	9	-21

Technical Fouls::NONE

Shooting By Period		
1st FG%	9-35	25.7%
3PT%	4-8	50.0%
FT%	4-6	66.7%
2nd FG%	10-36	27.8%
3PT%	1-5	20.0%
FT%	7-13	53.8%
GM FG%	19-71	26.8%
3PT%	5-13	38.5%
FT%	11-19	57.9%

Dead Ball Rebounds: 3, 0

Alabama - 75 Record: 1-0

NO.	Name		Min	FG M-A	3P M-A	FT M-A	Rebounds OR	DR	TOT	Fouls PF	FD	TP	AS	TO	ST	Blocks BS	BA	+/-
15	Noah Clowney	F	23:30	4-7	1-4	0-1	2	9	11	1	1	9	0	1	0	2	0	19
24	Brandon Miller	F	32:42	6-14	0-6	2-2	3	10	13	0	2	14	0	3	0	1	0	27
14	Charles Bediako	C	21:57	4-7	0-0	0-1	8	4	12	4	3	8	1	0	3	2	0	22
1	Mark Sears	G	29:14	2-11	1-5	7-8	1	9	10	2	4	12	5	5	0	0	1	23
25	Nimari Burnett	G	14:30	1-6	0-4	1-3	0	2	2	1	2	3	1	5	0	1	0	9
0	Jaden Bradley		22:12	3-5	0-0	5-6	2	4	6	2	5	11	1	1	1	0	0	7
3	Rylan Griffen		26:47	5-13	1-7	3-5	1	1	2	0	4	14	0	1	2	0	0	23
4	Noah Gurley		08:39	0-0	0-0	0-0	0	1	1	1	0	0	1	1	0	0	0	6
23	Nick Pringle		11:15	2-2	0-0	0-0	1	3	4	4	0	4	0	1	0	3	0	-7
2	Darius Miles		07:06	0-2	0-1	0-0	0	0	0	2	1	0	1	1	0	0	2	-8
12	Delaney Heard		00:32	0-1	0-0	0-0	1	0	1	0	0	0	0	0	0	0	0	-4
30	Adam Cottrell		00:32	0-0	0-0	0-0	0	0	0	0	0	0	0	0	0	0	0	-4
31	Max Scharnowski		00:32	0-0	0-0	0-0	0	0	0	1	0	0	0	0	0	0	0	-4
34	Jaden Quinerly		00:32	0-1	0-1	0-0	0	0	0	0	0	0	0	0	0	0	0	-4
Team							3	2	5			0		0				
Totals				27-69	3-28	18-26	22	45	67	18	22	75	10	19	6	9	3	21

Technical Fouls::NONE

Shooting By Period		
1st FG%	14-31	45.2%
3PT%	1-13	7.7%
FT%	5-8	62.5%
2nd FG%	13-38	34.2%
3PT%	2-15	13.3%
FT%	13-18	72.2%
GM FG%	27-69	39.1%
3PT%	3-28	10.7%
FT%	18-26	69.2%

Dead Ball Rebounds: 2, 0

	LWU	BAMA
Biggest lead	1 (1st 19:15)	25 (2nd 1:05)
Best Scoring Run	8(1st 2:47)	9(1st 15:03)
Lead Changes	2	
Times Tied	0	
Time with Lead	00:45	38:48

Points from	LWU	BAMA
Turnovers	11	10
Paint	24	48
Second Chance	8	19
Fast Breaks	2	11
Bench	27	29

Period by Period Scoring	1st	2nd	TOT
LWU	26	28	54
BAMA	34	41	75

GAME 2: #20/19 ALABAMA VS. LIBERTY

Official Basketball Box Score - Final
Liberty at Alabama
11/11/22 Coleman Coliseum, Tuscaloosa, Ala.
2022-23 Men's Basketball

Game Time: 7:00 PM
Game Duration: 2:05
Attendance: 10,270

Officials: Jason Baker, Wil Howard, Gerald Williams

Liberty - 59 Record: 1-1

NO.	Name		Min	FG M-A	3P M-A	FT M-A	Rebounds OR	DR	TOT	Fouls PF	FD	TP	AS	TO	ST	Blocks BS	BA	+/-
22	Kyle Rode	F	29:31	3-9	1-5	2-2	0	1	1	0	3	9	4	1	0	0	0	-21
33	Shiloh Robinson	F	23:49	4-7	1-4	2-2	0	2	2	3	2	11	4	1	0	0	0	-15
0	Colin Porter	G	26:30	2-6	2-2	0-0	0	2	2	4	0	6	2	0	1	0	2	-22
2	Darius McGhee	G	22:03	3-11	1-5	1-2	0	2	2	3	1	8	0	3	1	1	1	-31
23	Joseph Venzant	G	18:06	3-6	1-3	2-2	2	2	4	1	5	9	0	1	2	0	0	-13
1	Brody Peebles		21:32	3-8	2-5	2-2	0	1	1	5	2	10	0	2	1	0	1	-17
25	Zach Cleveland		13:55	0-3	0-1	0-2	0	1	1	1	2	0	1	3	0	0	2	-15
32	Blake Preston		12:32	0-1	0-0	3-4	1	2	3	0	3	3	1	1	1	0	0	-14
3	Isiah Warfield		13:55	0-2	0-2	1-2	0	0	0	5	4	1	1	0	0	0	0	-15
11	Jonathan Jackson		10:21	0-1	0-1	0-0	0	1	1	1	0	0	0	1	0	0	0	-8
21	Gabriel McKay		03:34	0-0	0-0	0-0	0	0	0	2	0	0	0	0	0	0	0	-5
5	Bryson Spell		02:12	0-1	0-1	2-2	0	0	0	0	1	2	0	0	0	0	0	-2
4	Stephen Burggraf		02:00	0-0	0-0	0-0	0	0	0	0	0	0	0	0	0	0	0	-2
Team							3	3	6			0		1				
Totals				18-55	8-29	15-20	6	17	23	25	23	59	13	14	6	1	6	-36

Technical Fouls::NONE

Shooting By Period		
1st FG%	11-28	39.3%
3PT%	5-14	35.7%
FT%	4-4	100%
2nd FG%	7-27	25.9%
3PT%	3-15	20.0%
FT%	11-16	68.8%
GM FG%	18-55	32.7%
3PT%	8-29	27.6%
FT%	15-20	75.0%

Dead Ball Rebounds: 3, 0

Alabama - 95 Record: 2-0

NO.	Name		Min	FG M-A	3P M-A	FT M-A	Rebounds OR	DR	TOT	Fouls PF	FD	TP	AS	TO	ST	Blocks BS	BA	+/-
15	Noah Clowney	F	15:38	1-3	0-1	0-0	1	5	6	5	1	2	0	2	0	2	0	2
24	Brandon Miller	F	29:37	5-8	4-5	6-6	0	8	8	3	4	20	3	0	2	1	0	35
14	Charles Bediako	C	17:00	1-2	0-0	2-2	4	1	5	3	1	4	1	1	0	2	0	12
1	Mark Sears	G	29:43	8-11	3-5	3-6	2	6	8	1	6	22	4	5	0	0	0	20
25	Nimari Burnett	G	23:18	1-4	0-2	7-8	1	2	3	1	4	9	1	1	1	0	1	14
0	Jaden Bradley		26:22	3-5	0-0	4-6	0	0	0	1	3	10	3	1	2	0	0	35
4	Noah Gurley		23:05	2-7	1-2	2-2	1	4	5	3	1	7	2	0	0	1	0	29
3	Rylan Griffen		22:37	5-9	2-6	4-4	1	2	3	3	3	16	0	3	2	0	0	24
23	Nick Pringle		03:52	1-1	0-0	0-0	1	0	1	1	0	2	0	1	0	0	0	1
12	Delaney Heard		02:12	0-1	0-0	2-2	0	1	1	0	1	2	0	0	0	0	0	2
30	Adam Cottrell		02:12	0-1	0-1	0-0	0	1	1	2	0	0	0	0	0	0	0	2
31	Max Scharnowski		02:12	0-0	0-0	0-0	0	0	0	0	0	0	0	0	0	0	0	2
34	Jaden Quinerly		02:12	0-0	0-0	1-2	0	1	1	0	1	1	0	0	1	0	0	2
Team							1	2	3			0		0				
Totals				27-52	10-22	31-38	12	33	45	23	25	95	14	15	8	6	1	36

Technical Fouls::NONE

Shooting By Period		
1st FG%	12-27	44.4%
3PT%	6-13	46.2%
FT%	10-12	83.3%
2nd FG%	15-25	60.0%
3PT%	4-9	44.4%
FT%	21-26	80.8%
GM FG%	27-52	51.9%
3PT%	10-22	45.5%
FT%	31-38	81.6%

Dead Ball Rebounds: 3, 0

	LIB	BAMA
Biggest lead	3 (1st 18:26)	36 (2nd 0:54)
Best Scoring Run	6(1st 18:26)	11(1st 10:51)
Lead Changes	4	
Times Tied	3	
Time with Lead	04:52	33:31

Points from	LIB	BAMA
Turnovers	14	16
Paint	18	34
Second Chance	4	17
Fast Breaks	0	11
Bench	16	38

Period by Period Scoring	1st	2nd	TOT
LIB	31	28	59
BAMA	40	55	95

GAME 3: #18/16 ALABAMA AT SOUTH ALABAMA

Official Basketball Box Score - Final
Alabama at South Alabama
11/15/22 Mitchell Center, Mobile
2022-23 Men's Basketball

Game Time: 9:00 PM
Game Duration: 2:00
Attendance: 7,673

Officials: Don Daily, K.B. Burdett, Jr., Owen Shortt

Alabama - 65 Record: 3-0

NO.	Name		Min	FG M-A	3P M-A	FT M-A	Rebounds OR	DR	TOT	Fouls PF	FD	TP	AS	TO	ST	Blocks BS	BA	+/-
15	Noah Clowney	F	28:59	3-8	0-3	2-5	8	7	15	0	3	8	1	1	1	3	0	12
24	Brandon Miller	F	35:55	5-16	4-9	5-7	3	5	8	3	4	19	3	4	0	1	2	10
14	Charles Bediako	C	10:56	2-4	0-1	1-3	2	5	7	5	3	5	0	1	0	2	0	12
1	Mark Sears	G	30:11	3-10	2-4	1-2	0	4	4	0	2	9	2	2	1	0	1	5
25	Nimari Burnett	G	20:19	2-6	1-4	2-3	3	1	4	3	1	7	1	4	0	0	0	14
23	Nick Pringle		11:24	0-1	0-0	0-0	3	2	5	1	0	0	1	2	1	1	0	-9
0	Jaden Bradley		18:44	3-6	1-2	0-0	0	1	1	3	2	7	1	2	0	0	1	1
4	Noah Gurley		23:58	3-9	2-8	0-0	1	6	7	3	0	8	2	2	0	1	0	3
3	Rylan Griffen		15:29	1-6	0-4	0-0	4	2	6	0	1	2	0	0	1	1	0	7
5	Jahvon Quinerly		04:05	0-2	0-0	0-0	0	1	1	0	0	0	0	2	0	0	1	-5
Team							1	4	5			0		1				
Totals				22-68	10-35	11-20	25	38	63	18	16	65	11	21	4	9	5	10

Technical Fouls::NONE

Shooting By Period		
1st FG%	11-38	28.9%
3PT%	5-20	25.0%
FT%	5-9	55.6%
2nd FG%	11-30	36.7%
3PT%	5-15	33.3%
FT%	6-11	54.5%
GM FG%	22-68	32.4%
3PT%	10-35	28.6%
FT%	11-20	55.0%

Dead Ball Rebounds: 5, 0

South Alabama - 55 Record: 1-2

NO.	Name		Min	FG M-A	3P M-A	FT M-A	Rebounds OR	DR	TOT	Fouls PF	FD	TP	AS	TO	ST	Blocks BS	BA	+/-
21	Kevin Samuel	C	29:33	4-8	0-0	1-4	6	4	10	1	4	9	1	0	2	3	2	-18
0	Tyrell Jones	G	28:41	3-12	0-4	3-4	0	0	0	1	4	9	1	2	1	0	0	-5
2	Greg Parham II	G	30:00	2-14	0-5	2-2	0	6	6	2	1	6	0	3	1	0	3	-7
4	Isaiah Moore	G	34:24	9-21	0-2	2-4	1	2	3	3	3	20	1	2	1	0	4	-2
22	Owen White	G	38:35	2-10	2-10	0-0	1	3	4	3	4	6	1	0	0	0	0	-9
1	Jamar Franklin		10:33	0-1	0-0	0-0	0	0	0	0	0	0	0	0	0	0	0	-10
20	Marshall Kearing		10:21	1-3	0-1	3-4	5	6	11	1	2	5	0	0	2	1	0	8
25	Judah Brown		12:20	0-2	0-1	0-0	0	2	2	3	0	0	0	1	0	1	0	-4
24	Tyler Shirley		04:28	0-0	0-0	0-0	0	0	0	2	0	0	0	1	0	0	0	-2
3	Elijah Ormiston		01:05	0-0	0-0	0-0	0	0	0	0	0	0	0	0	0	0	0	-1
Team							2	2	4			0		0				
Totals				21-71	2-23	11-18	15	25	40	16	18	55	4	9	7	5	9	-10

Technical Fouls::NONE

Shooting By Period		
1st FG%	9-33	27.3%
3PT%	1-10	10.0%
FT%	3-7	42.9%
2nd FG%	12-38	31.6%
3PT%	1-13	7.7%
FT%	8-11	72.7%
GM FG%	21-71	29.6%
3PT%	2-23	8.7%
FT%	11-18	61.1%

Dead Ball Rebounds: 4, 0

	BAMA	SOAL
Biggest lead	20 (2nd 7:59)	0 (1st 20:00)
Best Scoring Run	7(2nd 17:39)	8(2nd 0:52)
Lead Changes	0	
Times Tied	0	
Time with Lead	39:05	00:00

Points from	BAMA	SOAL
Turnovers	7	17
Paint	22	36
Second Chance	22	14
Fast Breaks	12	10
Bench	17	5

Period by Period Scoring	1st	2nd	TOT
BAMA	32	33	65
SOAL	22	33	55

GAME 4: #18/16 ALABAMA VS. JACKSONVILLE STATE

Official Basketball Box Score - Final
Jacksonville St. at Alabama
11/18/22 Coleman Coliseum, Tuscaloosa
2022-23 Men's Basketball

Game Time: 8:00 PM
Game Duration: 1:59
Attendance: 9,018

Officials: Bart Lenox, Todd Austin, Shaun Seales

Jacksonville St. - 62 Record: 1-2

NO.	Name		Min	FG M-A	3P M-A	FT M-A	Rebounds OR	DR	TOT	Fouls PF	FD	TP	AS	TO	ST	Blocks BS	BA	+/-
10	Juwan Perdue	F	16:46	3-7	2-2	5-5	3	1	4	4	3	13	0	1	0	0	1	-6
24	Amanze Ngumezi	F	24:21	5-11	2-6	1-2	1	2	3	2	2	13	1	2	0	0	0	-22
1	Demaree King	G	34:17	5-10	2-6	0-0	0	1	1	2	2	12	0	0	0	0	0	-42
5	Skyelar Potter	G	34:19	2-9	2-6	1-2	0	2	2	2	4	7	1	2	3	0	1	-38
13	Peyton Daniels	G	25:54	3-8	1-2	0-0	1	4	5	3	2	7	4	1	1	0	1	-18
3	Maros Zeliznak		07:49	0-0	0-0	0-0	0	0	0	3	0	0	0	1	0	0	0	-13
11	Travis Roberts		12:08	0-4	0-2	0-0	0	1	1	1	0	0	1	1	1	0	0	-7
25	Clarence "Monzy" Jackson		15:04	0-1	0-0	3-4	1	0	1	3	2	3	0	0	0	0	0	-16
4	Marcellus Brigham Jr.		10:54	0-1	0-0	0-1	0	1	1	1	1	0	0	2	0	0	0	-21
15	JJ Platt		13:45	1-3	0-0	5-7	1	2	3	0	4	7	2	3	1	0	2	-23
50	Mason Nicholson		04:43	0-0	0-0	0-0	0	1	1	0	0	0	0	0	0	0	0	-4
Team							2	1	3			0		1				
Totals				19-54	9-24	15-21	9	16	25	21	20	62	9	14	6	0	5	-42

Technical Fouls::NONE

Shooting By Period		
1st FG%	12-27	44.4%
3PT%	7-14	50.0%
FT%	8-10	80%
2nd FG%	7-27	25.9%
3PT%	2-10	20.0%
FT%	7-11	63.6%
GM FG%	19-54	35.2%
3PT%	9-24	37.5%
FT%	15-21	71.4%

Dead Ball Rebounds: 2, 0

Alabama - 104 Record: 4-0

NO.	Name		Min	FG M-A	3P M-A	FT M-A	Rebounds OR	DR	TOT	Fouls PF	FD	TP	AS	TO	ST	Blocks BS	BA	+/-
15	Noah Clowney	F	21:24	3-8	0-4	2-4	4	6	10	3	3	8	1	2	0	0	0	16
24	Brandon Miller	F	25:15	9-12	7-9	3-5	4	4	8	3	5	28	3	0	0	1	0	28
14	Charles Bediako	C	14:10	0-0	0-0	0-0	2	1	3	1	1	0	2	0	0	1	0	10
1	Mark Sears	G	27:48	6-14	4-10	2-2	0	0	0	0	1	18	3	2	1	1	0	36
25	Nimari Burnett	G	22:39	5-6	5-6	3-4	1	3	4	3	2	18	0	2	1	1	0	24
0	Jaden Bradley		19:56	3-4	1-1	0-0	0	6	6	4	1	7	5	3	1	0	0	26
3	Rylan Griffen		23:10	2-9	1-7	4-4	2	4	6	0	5	9	0	0	1	0	0	29
4	Noah Gurley		13:07	2-6	1-4	0-0	0	0	0	2	0	5	1	3	1	0	0	17
5	Jahvon Quinerly		16:58	2-3	2-3	0-0	0	1	1	2	2	6	8	0	0	0	0	21
23	Nick Pringle		07:37	0-0	0-0	0-0	2	2	4	1	0	0	0	0	0	1	0	8
12	Delaney Heard		01:59	1-1	0-0	0-0	0	0	0	0	0	2	0	0	0	0	0	-1
30	Adam Cottrell		01:59	1-3	0-2	0-0	0	0	0	0	0	2	0	0	1	0	0	-1
31	Max Scharnowski		01:59	0-0	0-0	0-0	1	1	2	1	0	0	0	0	0	0	0	-2
34	Jaden Quinerly		01:59	0-0	0-0	1-2	1	0	1	0	1	1	0	1	0	0	0	-1
Team							2	2	4			0		0				
Totals				34-66	21-46	15-21	19	30	49	20	21	104	23	13	6	5	0	42

Technical Fouls::NONE

Shooting By Period		
1st FG%	18-31	58.1%
3PT%	12-22	54.5%
FT%	3-6	50%
2nd FG%	16-35	45.7%
3PT%	9-24	37.5%
FT%	12-15	80%
GM FG%	34-66	51.5%
3PT%	21-46	45.7%
FT%	15-21	71.4%

Dead Ball Rebounds: 3, 0

	JAX ST	BAMA
Biggest lead	5 (1st 10:41)	44 (2nd 1:59)
Best Scoring Run	6(1st 16:25)	13(2nd 12:15)
Lead Changes	4	
Times Tied	6	
Time with Lead	04:06	31:37

Points from	JAX ST	BAMA
Turnovers	9	24
Paint	14	22
Second Chance	10	21
Fast Breaks	0	16
Bench	10	32

Period by Period Scoring	1st	2nd	TOT
JAX ST	39	23	62
BAMA	51	53	104

2022-23 BOX SCORES

GAME 5: #18/18 ALABAMA VS. #12/15 MICHIGAN STATE

Official Basketball Box Score - Final
Alabama at Michigan St.
11/24/22 Moda Center, Portland
2022-23 Men's Basketball

Game Time: 7:30 PM
Game Duration: 2:05
Attendance: 5,598

Officials: Jeff Clark, Brent Hampton, Randy Richardson

Alabama - 81 Record: 5-0

NO.	Name		Min	FG M-A	3P M-A	FT M-A	Rebounds OR	DR	TOT	Fouls PF	FD	TP	AS	TO	ST	Blocks BS	BA	+/-
15	Noah Clowney	F	25:35	3-4	1-2	3-5	1	5	6	3	5	10	3	4	3	1	0	-3
24	Brandon Miller	F	34:43	8-19	4-7	4-5	4	5	9	3	5	24	0	0	0	2	2	7
14	Charles Bediako	C	19:35	4-6	0-0	0-3	1	3	4	3	4	8	0	0	0	2	0	-4
1	Mark Sears	G	26:24	2-10	0-4	3-4	1	4	5	0	2	7	5	0	0	0	1	3
25	Nimari Burnett	G	16:55	2-3	2-2	2-2	1	1	2	2	1	8	1	0	0	0	1	2
0	Jaden Bradley		20:37	1-4	0-0	0-0	0	4	4	3	0	2	5	2	2	0	1	13
4	Noah Gurley		25:07	4-8	0-4	4-4	1	2	3	1	3	12	2	1	1	0	0	21
5	Jahvon Quinerly		18:31	4-8	1-3	1-1	1	2	3	1	2	10	3	3	0	0	0	1
3	Rylan Griffen		08:00	0-1	0-1	0-0	0	2	2	2	0	0	0	0	0	0	0	4
23	Nick Pringle		04:33	0-0	0-0	0-0	1	1	2	2	0	0	0	0	0	0	0	11
Team							0	0	0			0		0				
Totals				28-63	8-23	17-24	11	29	40	20	22	81	19	10	6	5	5	11

Technical Fouls: Clowney 1st 8:19

Shooting By Period		
1st FG%	16-33	48.5%
3PT%	4-11	36.4%
FT%	6-7	85.7%
2nd FG%	12-30	40.0%
3PT%	4-12	33.3%
FT%	11-17	64.7%
GM FG%	28-63	44.4%
3PT%	8-23	34.8%
FT%	17-24	70.8%

Dead Ball Rebounds: 2, 0

Michigan St. - 70 Record: 3-2

NO.	Name		Min	FG M-A	3P M-A	FT M-A	Rebounds OR	DR	TOT	Fouls PF	FD	TP	AS	TO	ST	Blocks BS	BA	+/-
10	Joey Hauser	F	28:09	1-6	0-2	7-8	2	3	5	2	4	9	1	5	0	1	0	-13
22	Mady Sissoko	C	17:04	1-3	0-0	2-3	0	4	4	2	5	4	1	0	0	1	1	-9
1	Pierre Brooks	G	33:55	2-6	1-4	0-0	4	5	9	1	2	5	0	1	0	0	0	-14
2	Tyson Walker	G	36:27	9-22	0-3	3-4	0	3	3	4	2	21	4	0	2	0	1	-4
11	A.J. Hoggard	G	34:40	6-14	2-4	4-4	0	4	4	4	3	18	1	4	1	0	3	-21
5	Tre Holloman		14:05	2-3	1-1	1-2	0	2	2	3	1	6	1	0	1	0	0	1
0	Jaxon Kohler		18:56	3-8	0-0	0-2	4	3	7	3	2	6	1	0	0	1	0	-1
15	Carson Cooper		11:50	0-0	0-0	1-2	0	2	2	3	1	1	0	1	0	2	0	3
43	Jason Whitens		03:28	0-0	0-0	0-0	0	0	0	0	0	0	0	0	1	0	0	5
14	Davis Smith		01:26	0-0	0-0	0-0	0	0	0	0	0	0	0	0	0	0	0	-2
Team							4	2	6			0		0				
Totals				24-62	4-14	18-25	14	28	42	22	20	70	9	11	5	5	5	-11

Technical Fouls::NONE

Shooting By Period		
1st FG%	13-29	44.8%
3PT%	0-8	0.0%
FT%	11-14	78.6%
2nd FG%	11-33	33.3%
3PT%	4-6	66.7%
FT%	7-11	63.6%
GM FG%	24-62	38.7%
3PT%	4-14	28.6%
FT%	18-25	72.0%

Dead Ball Rebounds: 2, 1

	ALA	MSU
Biggest lead	18 (2nd 9:17)	7 (1st 5:41)
Best Scoring Run	10(2nd 9:17)	7(1st 8:19)
Lead Changes	9	
Times Tied	4	
Time with Lead	28:07	09:39

Points from	ALA	MSU
Turnovers	18	7
Paint	38	30
Second Chance	11	15
Fast Breaks	12	10
Bench	24	13

Period by Period Scoring	1st	2nd	TOT
ALA	42	39	81
MSU	37	33	70

GAME 6: #18/18 ALABAMA VS. #20/22 UCONN

Official Basketball Box Score - Final
UConn at Alabama
11/25/22 Veterans Memorial Coliseum, Portland
2022-23 Men's Basketball

Game Time: 6:30 PM
Game Duration: 2:06

Officials: DJ Carstensen, Don Daily, Mike Palau

UConn - 82 Record: 7-0

NO.	Name		Min	FG M-A	3P M-A	FT M-A	Rebounds OR	DR	TOT	Fouls PF	FD	TP	AS	TO	ST	Blocks BS	BA	+/-
11	Alex Karaban	F	27:19	4-7	2-3	2-2	2	1	3	3	3	12	4	1	1	1	0	19
21	Adama Sanogo	F	27:37	9-16	1-4	6-8	1	3	4	3	5	25	2	3	0	2	2	10
2	Tristen Newton	G	34:17	1-6	1-2	6-6	1	3	4	3	7	9	8	1	4	1	2	8
4	Nahiem Alleyne	G	12:58	0-5	0-3	0-0	0	3	3	2	0	0	0	0	0	0	0	-1
24	Jordan Hawkins	G	26:29	5-10	3-6	3-4	0	2	2	4	2	16	1	2	0	0	0	-2
44	Andre Jackson Jr.		26:35	2-8	0-4	0-0	3	4	7	3	1	4	1	2	0	1	1	18
3	Joey Calcaterra		18:13	3-4	2-2	2-2	0	1	1	2	0	10	0	1	1	0	0	-1
5	Hassan Diarra		14:47	0-2	0-0	2-2	0	1	1	1	2	2	2	0	1	1	1	21
32	Donovan Clingan		10:47	2-2	0-0	0-0	1	4	5	2	3	4	0	1	1	1	0	7
13	Richie Springs		00:29	0-0	0-0	0-0	0	0	0	0	0	0	0	0	0	0	0	-2
33	Apostolos Roumoglou		00:29	0-0	0-0	0-0	0	0	0	0	0	0	0	0	0	0	0	-2
Team							2	0	2			0		1				
Totals				26-60	9-24	21-24	10	22	32	23	23	82	18	12	8	7	6	15

Technical Fouls::NONE

Shooting By Period		
1st FG%	13-32	40.6%
3PT%	5-14	35.7%
FT%	4-6	66.7%
2nd FG%	13-28	46.4%
3PT%	4-10	40.0%
FT%	17-18	94.4%
GM FG%	26-60	43.3%
3PT%	9-24	37.5%
FT%	21-24	87.5%

Dead Ball Rebounds: 1, 0

Alabama - 67 Record: 5-1

NO.	Name		Min	FG M-A	3P M-A	FT M-A	Rebounds OR	DR	TOT	Fouls PF	FD	TP	AS	TO	ST	Blocks BS	BA	+/-
15	Noah Clowney	F	30:11	3-6	0-1	3-3	1	3	4	3	4	9	0	2	2	1	1	-17
24	Brandon Miller	F	31:48	5-15	3-6	5-7	4	5	9	1	5	18	3	2	0	2	3	-5
14	Charles Bediako	C	17:44	1-2	0-0	1-1	1	4	5	4	3	3	0	2	0	1	0	-10
1	Mark Sears	G	34:39	3-8	1-4	1-1	0	5	5	2	3	8	1	2	0	0	0	-16
25	Nimari Burnett	G	18:06	2-3	0-0	2-3	0	2	2	2	2	6	0	0	0	0	1	-8
0	Jaden Bradley		18:55	3-4	0-0	6-8	0	2	2	3	4	12	4	3	0	0	0	-1
5	Jahvon Quinerly		16:03	1-6	0-2	1-2	0	0	0	2	1	3	2	4	1	0	1	-7
4	Noah Gurley		12:29	1-3	0-1	0-0	0	0	0	0	1	2	0	2	0	1	1	-1
3	Rylan Griffen		12:23	2-2	2-2	0-0	0	3	3	3	0	6	0	0	0	0	0	-7
2	Darius Miles		03:40	0-1	0-0	0-0	0	1	1	1	0	0	0	2	1	1	0	-4
23	Nick Pringle		04:02	0-0	0-0	0-0	1	0	1	2	0	0	0	0	0	0	0	1
Team							2	1	3			0		2				
Totals				21-50	6-16	19-25	9	26	35	24	23	67	10	21	4	6	7	-15

Technical Fouls: Coach 2nd 18:39

Shooting By Period		
1st FG%	10-23	43.5%
3PT%	4-6	66.7%
FT%	6-6	100%
2nd FG%	11-27	40.7%
3PT%	2-10	20.0%
FT%	13-19	68.4%
GM FG%	21-50	42.0%
3PT%	6-16	37.5%
FT%	19-25	76.0%

Dead Ball Rebounds: 4, 0

	CON	ALA
Biggest lead	19 (2nd 3:16)	3 (1st 17:05)
Best Scoring Run	14(1st 9:29)	9(1st 0:03)
Lead Changes	1	
Times Tied	6	
Time with Lead	30:41	01:32

Points from	CON	ALA
Turnovers	23	11
Paint	34	30
Second Chance	5	12
Fast Breaks	13	17
Bench	20	23

Period by Period Scoring	1st	2nd	TOT
CON	35	47	82
ALA	30	37	67

GAME 7: #18 ALABAMA VS. NO. 1 NORTH CAROLINA

Official Basketball Box Score - Final
North Carolina at Alabama
11/27/22 Veterans Memorial Coliseum, Portland
2022-23 Men's Basketball

Game Time: 12:30 PM
Game Duration: 3:12
Attendance: 1,921

Officials: Gerry Pollard, Darron George, Deldre Carr

North Carolina - 101 Record: 5-2

NO.	Name		Min	FG M-A	3P M-A	FT M-A	Rebounds OR	DR	TOT	Fouls PF	FD	TP	AS	TO	ST	Blocks BS	BA	+/-
5	Armando Bacot	F	38:11	7-12	0-0	6-6	6	4	10	4	6	20	2	6	0	3	1	-2
32	Pete Nance	F	25:52	1-4	0-2	2-2	2	5	7	4	2	4	3	5	0	3	0	-3
1	Leaky Black	G	53:52	4-8	2-3	0-0	1	7	8	2	1	10	0	0	2	3	1	-8
2	Caleb Love	G	57:24	13-36	3-11	5-5	2	7	9	4	5	34	4	4	3	0	2	-9
4	RJ Davis	G	50:36	8-24	2-6	1-2	0	9	9	4	4	19	4	2	3	0	2	-7
11	D'Marco Dunn		15:20	1-2	0-1	0-0	0	0	0	2	0	2	0	0	1	0	0	19
14	Puff Johnson		48:07	4-5	0-0	2-2	2	3	5	3	2	10	2	1	3	1	0	9
0	Seth Trimble		07:01	0-0	0-0	0-1	0	1	1	0	1	0	0	0	0	0	0	-7
22	Justin McKoy		01:07	0-0	0-0	0-0	0	0	0	0	0	0	0	0	0	0	0	-2
3	Dontrez Styles		02:06	0-0	0-0	0-0	0	0	0	0	0	0	0	0	0	0	0	-2
21	Will Shaver		00:24	0-0	0-0	2-2	0	0	0	0	1	2	0	0	0	0	0	2
Team							4	1	5			0		0				
Totals				38-91	7-23	18-20	17	37	54	23	22	101	15	18	12	10	6	-2

Technical Fouls::NONE

Shooting By Period		
1st FG%	11-28	39.3%
3PT%	4-10	40.0%
FT%	8-9	88.9%
2nd FG%	18-38	47.4%
3PT%	2-7	28.6%
FT%	5-5	100%
:OT FG%	9-25	36.0%
3PT%	1-6	16.7%
FT%	5-6	83.3%
GM FG%	38-91	41.8%
3PT%	7-23	30.4%
FT%	18-20	90.0%

Dead Ball Rebounds: 1, 0

Alabama - 103 Record: 6-1

NO.	Name		Min	FG M-A	3P M-A	FT M-A	Rebounds OR	DR	TOT	Fouls PF	FD	TP	AS	TO	ST	Blocks BS	BA	+/-
15	Noah Clowney	F	03:22	0-2	0-1	1-2	0	3	3	0	1	1	0	0	0	1	1	2
24	Brandon Miller	F	47:50	4-21	2-8	4-4	3	4	7	4	4	14	2	3	0	0	3	11
14	Charles Bediako	C	43:55	7-9	0-0	0-2	8	8	16	4	5	14	2	1	2	3	0	18
1	Mark Sears	G	55:03	8-13	7-11	1-2	1	4	5	0	1	24	5	5	1	0	1	11
25	Nimari Burnett	G	13:48	1-3	0-1	1-2	0	1	1	4	2	3	1	1	0	1	1	-5
3	Rylan Griffen		15:43	1-2	1-1	0-0	0	1	1	2	1	3	0	0	0	0	0	-2
4	Noah Gurley		42:16	4-7	3-5	2-2	1	5	6	2	1	13	1	3	0	1	0	-14
0	Jaden Bradley		28:44	4-7	0-0	2-5	1	2	3	1	4	10	2	3	0	0	1	-2
5	Jahvon Quinerly		44:01	8-26	3-11	2-2	0	6	6	3	4	21	8	5	3	0	3	3
23	Nick Pringle		05:18	0-0	0-0	0-0	0	1	1	2	0	0	0	0	0	0	0	-12
Team							7	2	9			0		1				
Totals				37-90	16-38	13-21	21	37	58	22	23	103	21	22	6	6	10	2

Technical Fouls::NONE

Shooting By Period		
1st FG%	28-46	50.0%
3PT%	7-13	53.8%
FT%	2-5	40%
2nd FG%	13-33	39.4%
3PT%	8-18	44.4%
FT%	6-10	60%
:OT FG%	10-29	34.5%
3PT%	1-7	14.3%
FT%	5-6	83.3%
GM FG%	37-90	41.1%
3PT%	16-38	42.1%
FT%	13-21	61.9%

Dead Ball Rebounds: 3, 0

	UNC	ALA
Biggest lead	8 (2nd 9:30)	7 (1st 2:05)
Best Scoring Run	10(3rd OT 3:39)	7(2nd 17:30)
Lead Changes	14	
Times Tied	15	
Time with Lead	21:12	27:03

Points from	UNC	ALA
Turnovers	13	20
Paint	54	40
Second Chance	18	15
Fast Breaks	24	15
Bench	14	47

Period by Period Scoring	1st	2nd	OT1	OT2	OT3	OT4	TOT
UNC	34	43	4	8	7	5	101
ALA	37	40	4	8	7	7	103

GAME 8: #11/14 ALABAMA VS. SOUTH DAKOTA STATE

Official Basketball Box Score - Final
South Dakota St. at Alabama
12/03/22 Coleman Coliseum, Tuscaloosa
2022-23 Men's Basketball

Game Time: 7:30 PM
Game Duration: 1:46
Attendance: 9,086

Officials: Terry Oglesby, K.B. Burdett Jr., Olandis Poole

South Dakota St. - 65 Record: 3-6

NO.	Name		Min	FG M-A	3P M-A	FT M-A	Rebounds OR	DR	TOT	Fouls PF	FD	TP	AS	TO	ST	Blocks BS	BA	+/-
32	Matt Dentlinger	F	34:18	1-6	0-1	0-0	2	7	9	5	2	2	0	3	0	0	2	-7
42	William Kyle III	F	29:55	4-13	0-0	0-0	1	5	6	3	2	8	5	4	0	2	2	-15
2	Zeke Mayo	G	36:00	5-15	0-6	2-3	0	7	7	0	2	12	0	1	1	0	1	-26
30	Charlie Easley	G	21:36	7-10	3-5	0-0	0	1	1	3	0	17	2	0	1	0	0	1
34	Alex Arians	G	38:15	6-11	2-4	3-5	1	5	6	2	5	17	1	1	2	0	0	-10
1	Matt Mims		22:11	1-1	1-1	0-0	0	2	2	1	2	3	0	1	1	0	0	-9
11	Matthew Mors		07:38	2-3	0-1	0-0	1	0	1	1	0	4	1	1	0	0	0	-1
15	Tanner Te Slaa		07:15	0-0	0-0	2-3	0	1	1	1	1	2	0	0	0	0	0	3
33	Broden Lien		02:52	0-2	0-2	0-0	0	0	0	0	0	0	0	0	0	1	1	0	-1
Team							3	1	4			0		0				
Totals				26-61	6-20	7-11	8	29	37	16	14	65	9	11	6	3	5	-13

Technical Fouls::NONE

Shooting By Period		
1st FG%	14-30	46.7%
3PT%	5-13	38.5%
FT%	2-3	66.7%
2nd FG%	12-31	38.7%
3PT%	1-7	14.3%
FT%	5-8	62.5%
GM FG%	26-61	42.6%
3PT%	6-20	30.0%
FT%	7-11	63.6%

Dead Ball Rebounds: 1, 0

Alabama - 78 Record: 7-1

NO.	Name		Min	FG M-A	3P M-A	FT M-A	Rebounds OR	DR	TOT	Fouls PF	FD	TP	AS	TO	ST	Blocks BS	BA	+/-
15	Noah Clowney	F	28:46	8-17	5-12	1-3	2	7	9	3	7	22	4	2	1	0	1	11
24	Brandon Miller	F	33:03	5-11	3-8	3-4	2	7	9	2	2	16	1	3	1	0	0	13
14	Charles Bediako	C	26:25	2-4	0-0	0-0	3	3	6	1	1	4	1	0	0	5	0	20
1	Mark Sears	G	30:50	6-11	4-7	3-3	0	1	1	0	3	19	3	0	1	0	0	16
25	Nimari Burnett	G	19:15	3-10	0-6	3-3	2	0	2	2	2	9	2	1	1	0	0	18
0	Jaden Bradley		17:57	1-5	0-0	1-2	1	2	3	0	1	3	2	1	1	0	0	-2
3	Rylan Griffen		09:00	1-4	1-3	0-0	0	2	2	0	0	3	0	1	0	0	1	1
4	Noah Gurley		04:42	1-2	0-0	0-0	2	3	5	3	0	2	0	0	0	0	1	-3
5	Jahvon Quinerly		21:09	0-4	0-4	0-0	1	4	5	2	0	0	7	1	0	0	0	5
2	Darius Miles		05:52	0-0	0-0	0-0	1	0	1	0	0	0	1	0	0	0	0	-7
23	Nick Pringle		03:01	0-0	0-0	0-0	0	0	0	1	0	0	0	0	0	0	0	-7
Team							1	1	2			0		0				
Totals				27-68	13-40	11-15	15	30	45	14	16	78	20	10	5	5	3	13

Technical Fouls::NONE

Shooting By Period		
1st FG%	16-36	44.4%
3PT%	9-21	42.9%
FT%	1-1	100%
2nd FG%	11-32	34.4%
3PT%	4-19	21.1%
FT%	10-14	71.4%
GM FG%	27-68	39.7%
3PT%	13-40	32.5%
FT%	11-15	73.3%

Dead Ball Rebounds: 1, 0

	SDSU	BAMA
Biggest lead	2 (1st 19:34)	20 (1st 6:36)
Best Scoring Run	9(2nd 11:32)	9(1st 17:39)
Lead Changes	3	
Times Tied	2	
Time with Lead	01:08	37:59

Points from	SDSU	BAMA
Turnovers	3	15
Paint	32	28
Second Chance	7	19
Fast Breaks	0	14
Bench	9	8

Period by Period Scoring	1st	2nd	TOT
SDSU	35	30	65
BAMA	42	36	78

2022-23 BOX SCORES

GAME 9: #8/10 ALABAMA AT #1/1 HOUSTON

Official Basketball Box Score - Final
Alabama at Houston
12/10/22 Fertitta Center, Houston, Texas
2022-23 Houston Cougars Basketball

Game Time: 2:05 PM
Game Duration: 2:17
Attendance: 7,718

Officials: Don Daily, Doug Shows, Keith Kimble

Alabama - 71 Record: 8-1

NO.	Name		Min	FG M-A	3P M-A	FT M-A	Rebounds OR	DR	TOT	Fouls PF	FD	TP	AS	TO	ST	Blocks BS	BA	+/-
15	Noah Clowney	F	27:47	7-12	2-6	0-0	2	9	11	4	0	16	1	3	0	2	1	5
24	Brandon Miller	F	30:13	0-8	0-5	8-9	1	4	5	2	5	8	0	2	2	0	1	-3
14	Charles Bediako	C	17:25	0-0	0-0	1-2	0	2	2	4	2	1	0	0	0	1	0	-6
1	Mark Sears	G	22:18	3-6	2-4	3-4	1	2	3	3	3	11	2	2	0	0	1	-5
25	Nimari Burnett	G	19:53	2-4	2-4	2-3	0	1	1	1	2	8	0	1	1	0	0	0
0	Jaden Bradley		24:43	5-9	0-0	2-3	1	4	5	0	3	12	4	0	0	0	1	17
4	Noah Gurley		18:35	1-3	0-1	0-3	3	3	6	0	4	2	0	2	0	0	0	3
5	Jahvon Quinerly		13:06	1-6	0-0	2-4	0	2	2	0	3	4	0	4	0	0	4	0
3	Rylan Griffen		17:54	2-5	1-3	1-2	2	2	4	2	1	6	2	1	2	0	0	17
23	Nick Pringle		08:06	1-1	0-0	1-2	0	1	1	4	1	3	0	0	1	0	0	2
Team							2	2	4			0		0				
Totals				22-54	7-23	20-32	12	32	44	20	24	71	9	15	6	3	8	6

Technical Fouls::NONE

Shooting By Period		
1st FG%	9-28	32.1%
3PT%	4-13	30.8%
FT%	5-11	45.5%
2nd FG%	13-26	50.0%
3PT%	3-10	30.0%
FT%	15-21	71.4%
GM FG%	22-54	40.7%
3PT%	7-23	30.4%
FT%	20-32	62.5%

Dead Ball Rebounds: 6, 0

Houston - 65 Record: 9-1

NO.	Name		Min	FG M-A	3P M-A	FT M-A	Rebounds OR	DR	TOT	Fouls PF	FD	TP	AS	TO	ST	Blocks BS	BA	+/-
13	J'Wan Roberts	F	27:38	4-10	0-0	1-2	5	4	9	3	1	9	0	0	0	5	0	-5
25	Jarace Walker	F	27:50	3-4	0-0	2-4	1	4	5	3	4	8	2	0	2	2	0	5
0	Marcus Sasser	G	33:04	2-11	0-3	5-7	0	2	2	3	4	9	1	2	0	0	1	-13
1	Jamal Shead	G	37:47	8-20	1-5	2-2	0	7	7	4	1	19	3	3	2	1	0	-5
12	Tramon Mark	G	24:25	4-9	2-3	0-0	1	1	2	5	1	10	1	2	1	0	1	10
32	Reggie Chaney		22:41	3-5	0-0	2-7	4	3	7	1	5	8	0	2	2	0	0	-12
3	Ramon Walker Jr.		16:33	0-2	0-1	0-0	1	3	4	3	3	0	0	0	0	0	0	-8
5	Ja'Vier Francis		01:51	1-2	0-0	0-0	0	0	0	2	1	2	0	0	0	0	0	0
23	Terrance Arceneaux		08:11	0-1	0-1	0-0	0	1	1	0	0	0	0	1	0	0	1	-2
Team							1	1	2			0		0				
Totals				25-64	3-13	12-22	13	26	39	24	20	65	7	10	7	8	3	-6

Technical Fouls::NONE

Shooting By Period		
1st FG%	13-33	39.4%
3PT%	1-5	20.0%
FT%	4-6	66.7%
2nd FG%	12-31	38.7%
3PT%	2-8	25.0%
FT%	8-16	50%
GM FG%	25-64	39.1%
3PT%	3-13	23.1%
FT%	12-22	54.5%

Dead Ball Rebounds: 4, 0

	ALA	HOU
Biggest lead	6 (2nd 0:27)	15 (2nd 17:13)
Best Scoring Run	6(2nd 11:54)	10(2nd 18:53)
Lead Changes	10	
Times Tied	5	
Time with Lead	18:33	19:27

Points from	ALA	HOU
Turnovers	17	18
Paint	30	38
Second Chance	11	14
Fast Breaks	7	7
Bench	27	10

Period by Period Scoring	1st	2nd	TOT
ALA	27	44	71
HOU	31	34	65

GAME 10: #8/10 ALABAMA VS. RV/RV MEMPHIS

Official Basketball Box Score - Final
Memphis at Alabama
12/13/22 Coleman Coliseum, Tuscaloosa
2022-23 Men's Basketball

Game Time: 8:00 PM
Game Duration: 2:27
Attendance: 9,195

Officials: Joe Lindsay, Tony Greene, Bart Lenox

Memphis - 88 Record: 8-3

NO.	Name		Min	FG M-A	3P M-A	FT M-A	Rebounds OR	DR	TOT	Fouls PF	FD	TP	AS	TO	ST	Blocks BS	BA	+/-
4	Chandler Lawson	F	20:19	2-5	0-0	1-2	0	4	4	3	1	5	1	0	1	0	0	4
12	DeAndre Williams	F	27:54	7-17	0-1	1-3	5	4	9	5	2	15	0	1	1	1	3	-2
2	Alex Lomax	G	27:32	3-10	0-0	0-1	1	1	2	2	1	6	4	3	2	0	0	3
3	Kendric Davis	G	37:01	11-22	0-4	8-8	0	2	2	3	5	30	5	2	4	0	3	-10
25	Jayden Hardaway	G	21:38	2-4	0-2	2-2	1	0	1	3	1	6	0	0	1	0	0	2
1	Keonte Kennedy		10:18	1-6	1-1	0-0	2	0	2	2	2	3	0	0	1	0	0	0
23	Malcolm Dandridge		16:35	2-3	0-0	3-4	1	7	8	1	2	7	0	1	1	1	0	-6
55	Damaria Franklin		17:36	3-8	0-3	2-3	3	3	6	4	3	8	0	2	1	0	1	-2
0	Elijah McCadden		21:07	3-4	0-1	2-2	0	0	0	5	2	8	0	1	1	0	0	-4
Team							3	2	5			0		0				
Totals				34-79	1-12	19-25	16	23	39	28	19	88	10	10	13	2	7	-3

Technical Fouls: Williams 2nd18:51

Shooting By Period		
1st FG%	13-37	35.1%
3PT%	0-2	0.0%
FT%	7-8	87.5%
2nd FG%	21-42	50.0%
3PT%	1-10	10.0%
FT%	12-17	70.6%
GM FG%	34-79	43.0%
3PT%	1-12	8.3%
FT%	19-25	76.0%

Dead Ball Rebounds: 3, 0

Alabama - 91 Record: 9-1

NO.	Name		Min	FG M-A	3P M-A	FT M-A	Rebounds OR	DR	TOT	Fouls PF	FD	TP	AS	TO	ST	Blocks BS	BA	+/-
15	Noah Clowney	F	26:51	3-3	0-0	5-8	3	6	9	5	5	11	0	3	0	3	0	-2
24	Brandon Miller	F	32:48	7-13	4-8	6-7	2	6	8	2	4	24	5	2	0	2	0	-1
14	Charles Bediako	C	20:02	2-2	0-0	2-2	2	5	7	1	1	6	0	1	1	1	0	3
0	Jaden Bradley	G	21:33	3-7	1-2	3-4	1	1	2	4	3	10	5	3	0	0	0	5
1	Mark Sears	G	31:09	4-6	1-3	9-13	1	0	1	2	7	18	0	2	2	1	1	-1
4	Noah Gurley		17:09	3-8	1-5	0-0	0	5	5	1	1	7	0	2	0	0	0	13
5	Jahvon Quinerly		22:56	2-9	2-6	1-2	0	2	2	1	1	7	5	3	0	0	0	-3
3	Rylan Griffen		11:43	0-3	0-1	1-2	0	0	0	2	2	1	0	1	1	0	1	1
2	Darius Miles		13:26	2-3	1-2	2-2	1	4	5	1	3	7	2	2	0	0	0	0
23	Nick Pringle		02:23	0-0	0-0	0-0	0	0	0	0	0	0	0	0	0	0	0	0
Team							0	3	3			0		0				
Totals				26-54	10-27	29-40	10	32	42	19	27	91	17	19	4	7	2	3

Technical Fouls::NONE

Shooting By Period		
1st FG%	12-28	42.9%
3PT%	4-14	28.6%
FT%	8-14	57.1%
2nd FG%	14-26	53.8%
3PT%	6-13	46.2%
FT%	21-26	80.8%
GM FG%	26-54	48.1%
3PT%	10-27	37.0%
FT%	29-40	72.5%

Dead Ball Rebounds: 6, 0

	UM	ALA
Biggest lead	6 (1st 17:50)	9 (2nd 5:07)
Best Scoring Run	6(1st 17:50)	9(1st 8:00)
Lead Changes	1	
Times Tied	3	
Time with Lead	11:18	26:59

Points from	UM	ALA
Turnovers	13	17
Paint	54	32
Second Chance	11	9
Fast Breaks	18	10
Bench	26	22

Period by Period Scoring	1st	2nd	TOT
UM	33	55	88
ALA	36	55	91

GAME 11: #8/10 ALABAMA VS. #15/15 GONZAGA

Official Basketball Box Score - Final
Gonzaga at Alabama
12/17/22 Legacy Arena, Birmingham
2022-23 Men's Basketball

Game Time: 12:00 PM
Game Duration: 2:09
Attendance: 15,847

Officials: Chuck Jones, Don Daley, Terry Oglesby

Gonzaga - 100 Record: 9-3

NO.	Name		Min	FG M-A	3P M-A	FT M-A	Rebounds OR	DR	TOT	Fouls PF	FD	TP	AS	TO	ST	Blocks BS	BA	+/-
2	Drew Timme	F	35:56	12-18	0-1	5-8	0	10	10	3	6	29	4	6	0	0	0	10
22	Anton Watson	F	37:25	7-13	1-3	2-3	2	3	5	4	4	17	2	0	3	0	1	3
0	Julian Strawther	G	17:45	5-9	1-4	0-1	0	2	2	3	2	11	0	1	0	0	1	-1
11	Nolan Hickman	G	28:00	5-8	1-2	2-2	0	1	1	2	2	13	4	0	2	1	0	1
45	Rasir Bolton	G	33:46	4-11	1-3	2-2	0	0	0	3	1	11	2	1	1	0	1	5
5	Hunter Sallis		17:14	0-2	0-1	2-2	0	1	1	3	3	2	3	0	0	0	0	9
13	Malachi Smith		24:13	5-6	2-2	0-1	2	2	4	3	1	12	0	1	5	0	0	16
33	Ben Gregg		03:54	1-1	1-1	0-0	0	2	2	1	0	3	1	0	1	0	0	10
15	Efton Reid		01:47	1-2	0-0	0-0	0	1	1	2	0	2	0	0	0	0	0	-3
Team							2	2	4			0		0				
Totals				40-70	7-17	13-19	6	24	30	24	19	100	16	9	12	1	3	10

Technical Fouls::NONE

Shooting By Period		
1st FG%	20-43	46.5%
3PT%	3-11	27.3%
FT%	4-7	57.1%
2nd FG%	20-27	74.1%
3PT%	4-6	66.7%
FT%	9-12	75%
GM FG%	40-70	57.1%
3PT%	7-17	41.2%
FT%	13-19	68.4%

Dead Ball Rebounds: 2, 0

Alabama - 90 Record: 9-2

NO.	Name		Min	FG M-A	3P M-A	FT M-A	Rebounds OR	DR	TOT	Fouls PF	FD	TP	AS	TO	ST	Blocks BS	BA	+/-
15	Noah Clowney	F	31:34	3-4	1-2	2-3	2	11	13	3	2	9	0	3	0	1	0	-9
24	Brandon Miller	F	37:15	12-22	6-11	6-6	1	5	6	3	5	36	1	6	1	0	0	-4
14	Charles Bediako	C	25:46	2-2	0-0	2-5	4	2	6	4	5	6	0	2	0	1	0	-2
0	Jaden Bradley	G	30:50	6-12	0-1	6-6	0	2	2	3	6	18	4	2	0	1	1	-4
1	Mark Sears	G	30:26	1-8	1-6	2-2	0	2	2	2	4	5	2	3	0	0	0	-8
4	Noah Gurley		19:54	3-5	0-2	0-0	0	3	3	1	0	6	1	1	1	0	0	-10
5	Jahvon Quinerly		12:44	1-2	0-1	0-0	0	0	0	1	0	2	3	3	1	0	0	-8
3	Rylan Griffen		08:53	3-5	0-2	2-2	1	1	2	1	2	8	0	0	0	0	0	-6
2	Darius Miles		01:57	0-0	0-0	0-0	0	1	1	1	0	0	0	1	0	0	0	-1
23	Nick Pringle		00:41	0-0	0-0	0-0	0	0	0	0	0	0	0	0	0	0	0	2
Team							1	1	2			0		0				
Totals				31-60	8-25	20-24	9	28	37	19	24	90	11	21	3	3	1	-10

Technical Fouls::NONE

Shooting By Period		
1st FG%	13-29	44.8%
3PT%	4-15	26.7%
FT%	12-14	85.7%
2nd FG%	18-31	58.1%
3PT%	4-10	40.0%
FT%	8-10	80%
GM FG%	31-60	51.7%
3PT%	8-25	32.0%
FT%	20-24	83.3%

Dead Ball Rebounds: 0, 0

	GON	UA
Biggest lead	12 (2nd 9:07)	9 (1st 16:31)
Best Scoring Run	8(1st 11:34)	6(1st 16:31)
Lead Changes	4	
Times Tied	2	
Time with Lead	31:07	07:47

Points from	GON	UA
Turnovers	23	11
Paint	50	42
Second Chance	7	11
Fast Breaks	12	18
Bench	19	16

Period by Period Scoring	1st	2nd	TOT
GON	47	53	100
UA	42	48	90

GAME 12: #9/10 ALABAMA VS. JACKSON STATE

Official Basketball Box Score - Final
Jackson St. at Alabama
12/20/22 Coleman Coliseum, Tuscaloosa
2022-23 Men's Basketball

Game Time: 6:00 PM
Game Duration: 2:01
Attendance: 8,803

Officials: Todd Austin, Jeffrey Anderson, Bharat Ramnanan

Jackson St. - 64 Record: 1-11

NO.	Name		Min	FG M-A	3P M-A	FT M-A	Rebounds OR	DR	TOT	Fouls PF	FD	TP	AS	TO	ST	Blocks BS	BA	+/-
3	Trace Young	F	27:52	3-12	1-4	0-0	0	10	10	4	1	7	1	2	1	1	1	-13
31	Jamarcus Jones	F	18:06	1-5	0-0	3-4	0	4	4	3	4	5	0	3	1	0	1	1
2	Ken Evans	G	29:31	6-12	3-3	4-4	3	2	5	3	3	19	2	6	1	0	2	-20
4	Coltie Young	G	33:48	1-8	1-6	1-3	0	1	1	0	2	4	1	1	2	0	1	-14
5	Keiveon Hunt	G	15:09	2-6	0-0	0-0	0	2	2	1	1	4	1	2	0	0	0	-4
10	Chase Adams		23:14	3-8	0-2	2-2	0	2	2	3	0	8	3	1	0	0	0	-16
13	Romelle Mansel		18:11	3-4	0-0	0-0	2	0	2	4	0	6	2	2	1	0	1	-13
1	Zeke Cook		21:56	2-6	0-0	2-2	3	3	6	2	1	6	0	0	1	0	0	-12
11	Keionte Cornelius		10:27	2-5	1-4	0-0	0	0	0	0	0	5	1	0	1	0	0	-1
24	Jalani Bell		00:53	0-0	0-0	0-0	0	0	0	0	0	0	0	1	0	0	0	-4
30	David McDaniel		00:53	0-0	0-0	0-0	0	0	0	0	0	0	0	0	0	0	0	-4
Team							4	2	6			0		0				
Totals				23-66	6-19	12-15	12	26	38	20	12	64	11	18	8	1	6	-20

Technical Fouls::NONE

Shooting By Period		
1st FG%	13-38	34.2%
3PT%	3-9	33.3%
FT%	3-4	75%
2nd FG%	10-28	35.7%
3PT%	3-10	30.0%
FT%	9-11	81.8%
GM FG%	23-66	34.8%
3PT%	6-19	31.6%
FT%	12-15	80.0%

Dead Ball Rebounds: 1, 0

Alabama - 84 Record: 10-2

NO.	Name		Min	FG M-A	3P M-A	FT M-A	Rebounds OR	DR	TOT	Fouls PF	FD	TP	AS	TO	ST	Blocks BS	BA	+/-
4	Noah Gurley	F	20:06	7-13	1-5	1-1	1	4	5	2	2	16	0	1	1	2	1	14
24	Brandon Miller	F	35:32	3-7	1-4	3-4	3	11	14	2	2	10	3	5	3	0	0	19
14	Charles Bediako	C	20:48	4-5	0-0	2-6	5	4	9	3	3	10	0	1	0	2	0	3
0	Jaden Bradley	G	20:58	1-8	0-4	2-2	0	2	2	1	3	4	7	3	1	0	0	4
1	Mark Sears	G	34:03	5-10	3-6	2-2	0	1	1	1	1	15	2	1	2	0	0	10
3	Rylan Griffen		21:46	2-9	1-5	0-0	2	1	3	0	0	5	1	2	0	1	0	13
2	Darius Miles		07:12	0-0	0-0	2-2	0	1	1	0	2	2	0	2	0	0	0	-2
5	Jahvon Quinerly		18:09	3-5	1-3	1-1	0	1	1	1	1	8	5	1	2	0	0	12
23	Nick Pringle		18:47	5-5	0-0	4-8	2	7	9	2	6	14	2	1	2	1	0	15
12	Delaney Heard		00:53	0-0	0-0	0-0	0	0	0	0	0	0	0	0	0	0	0	4
30	Adam Cottrell		00:53	0-0	0-0	0-0	0	0	0	0	0	0	0	0	0	0	0	4
34	Jaden Quinerly		00:53	0-1	0-0	0-0	0	0	0	0	0	0	0	0	0	0	0	4
Team							0	1	1			0		0				
Totals				30-63	7-27	17-26	13	33	46	13	20	84	20	17	11	6	1	20

Technical Fouls: Coach 2nd14:09

Shooting By Period		
1st FG%	11-29	37.9%
3PT%	3-14	21.4%
FT%	8-12	66.7%
2nd FG%	19-34	55.9%
3PT%	4-13	30.8%
FT%	9-14	64.3%
GM FG%	30-63	47.6%
3PT%	7-27	25.9%
FT%	17-26	65.4%

Dead Ball Rebounds: 3, 0

	JSU	BAMA
Biggest lead	5 (1st 17:48)	20 (2nd 0:08)
Best Scoring Run	9(1st 1:02)	8(2nd 14:59)
Lead Changes	3	
Times Tied	3	
Time with Lead	05:18	33:30

Points from	JSU	BAMA
Turnovers	17	27
Paint	24	46
Second Chance	9	4
Fast Breaks	8	18
Bench	25	29

Period by Period Scoring	1st	2nd	TOT
JSU	32	32	64
BAMA	33	51	84

2022-23 BOX SCORES

GAME 13: #8/9 ALABAMA VS. #21/20 MISS. STATE

Official Basketball Box Score - Final
Alabama at Mississippi St.
12/28/22 Humphrey Coliseum, Starkville
2022-23 Men's Basketball

Game Time: 8:10 PM
Game Duration: 2:08
Attendance: 9,803

Officials: Doug Shows, Chuck Jones, Owen Short

Alabama - 78 Record: 11-2 (1-0)

NO.	Name		Min	FG M-A	3P M-A	FT M-A	Rebounds OR	DR	TOT	Fouls PF	FD	TP	AS	TO	ST	Blocks BS	BA	+/-
15	Noah Clowney	F	24:02	4-8	1-3	3-4	1	7	8	4	3	12	2	2	1	1	0	10
24	Brandon Miller	F	30:04	7-15	5-10	0-0	1	10	11	4	1	19	3	2	0	0	1	9
14	Charles Bediako	C	14:57	2-2	0-0	0-1	0	1	1	5	1	4	0	0	0	3	0	2
0	Jaden Bradley	G	24:44	2-7	0-2	3-4	0	3	3	2	4	7	7	4	0	0	0	12
1	Mark Sears	G	36:19	5-11	4-8	6-6	1	1	2	1	4	20	3	1	2	0	2	17
3	Rylan Griffen		17:04	0-2	0-2	0-0	1	2	3	1	2	0	0	2	2	0	0	2
4	Noah Gurley		12:26	0-1	0-1	0-0	1	4	5	1	0	0	1	1	0	0	0	7
5	Jahvon Quinerly		11:18	2-5	2-4	0-0	0	0	0	3	0	6	1	4	1	0	0	-11
23	Nick Pringle		19:54	4-4	0-0	2-3	2	2	4	4	2	10	0	1	0	0	0	2
10	Dom Welch		09:12	0-2	0-2	0-0	0	2	2	0	0	0	0	0	0	0	0	5
Team							1	1	2			0		2				
Totals				26-57	12-32	14-18	8	33	41	25	17	78	17	19	6	4	3	11

Technical Fouls:NONE

Shooting By Period		
1st FG%	12-29	41.4%
3PT%	4-15	26.7%
FT%	6-8	75%
2nd FG%	14-28	50.0%
3PT%	8-17	47.1%
FT%	8-10	80%
GM FG%	26-57	45.6%
3PT%	12-32	37.5%
FT%	14-18	77.8%

Dead Ball Rebounds: 0, 1

Mississippi St. - 67 Record: 11-2 (0-1)

NO.	Name		Min	FG M-A	3P M-A	FT M-A	Rebounds OR	DR	TOT	Fouls PF	FD	TP	AS	TO	ST	Blocks BS	BA	+/-
0	D.J. Jeffries	F	30:10	3-9	2-4	3-5	3	12	15	3	3	11	1	1	2	0	1	-11
1	Tolu Smith	F	23:27	1-7	0-0	3-15	2	4	6	1	10	5	1	3	0	1	3	-13
4	Cameron Matthews	F	19:46	1-5	0-1	5-7	2	2	4	3	4	7	1	0	2	1	0	-9
10	Dashawn Davis	G	28:16	2-11	0-5	0-0	0	0	0	2	1	4	4	2	2	0	0	-18
11	Eric Reed, Jr.	G	25:08	3-6	2-5	0-0	0	2	2	0	0	8	1	1	1	0	0	-7
2	Jamel Horton Jr.		07:30	1-2	1-2	0-0	0	0	0	3	0	3	0	2	0	0	0	3
3	Shakeel Moore		24:27	2-4	0-1	2-2	1	1	2	2	2	6	4	2	1	0	0	2
14	Tyler Stevenson		05:48	1-1	0-0	0-0	1	1	2	0	0	2	0	1	1	0	0	1
13	Will McNair Jr.		16:33	3-6	1-2	3-5	2	5	7	1	4	10	0	2	0	0	0	2
12	KeShawn Murphy		18:55	3-4	3-4	2-2	0	0	0	2	1	11	2	1	0	1	0	-5
Team							0	0	0			0		0				
Totals				20-55	9-24	18-36	11	27	38	17	25	67	14	15	9	3	4	-11

Technical Fouls:NONE

Shooting By Period		
1st FG%	9-28	32.1%
3PT%	7-15	46.7%
FT%	5-16	31.3%
2nd FG%	11-27	40.7%
3PT%	2-9	22.2%
FT%	13-20	65%
GM FG%	20-55	36.4%
3PT%	9-24	37.5%
FT%	18-36	50.0%

Dead Ball Rebounds: 8, 0

	ALA	MSU
Biggest lead	17 (2nd 5:16)	2 (1st 13:04)
Best Scoring Run	7(1st 7:47)	8(2nd 2:38)
Lead Changes	4	
Times Tied	3	
Time with Lead	33:01	03:07

Points from	ALA	MSU
Turnovers	11	17
Paint	26	18
Second Chance	6	11
Fast Breaks	14	11
Bench	16	32

Period by Period Scoring	1st	2nd	TOT
ALA	34	44	78
MSU	30	37	67

GAME 14: #7/7 ALABAMA VS. OLE MISS

Official Basketball Box Score - Final
Ole Miss at Alabama
01/03/23 Coleman Coliseum, Tuscaloosa
2022-23 Men's Basketball

Game Time: 8:00 PM
Game Duration: 1:57
Attendance: 8,505

Officials: Bart Lenox, Rob Rorke, Ron Groover

Ole Miss - 62 Record: 8-6 (0-2)

NO.	Name		Min	FG M-A	3P M-A	FT M-A	Rebounds OR	DR	TOT	Fouls PF	FD	TP	AS	TO	ST	Blocks BS	BA	+/-
00	Jayveous McKinnis	F	11:08	1-3	0-0	0-0	0	2	2	1	0	2	1	0	0	3	1	-5
3	Myles Burns	F	17:25	2-6	1-3	0-0	1	2	3	2	0	5	0	1	0	0	2	-15
4	Jaemyn Brakefield	F	30:28	6-10	1-3	1-3	2	7	9	3	3	14	0	3	2	0	0	-9
2	TJ Caldwell	G	21:53	0-7	0-2	2-2	0	5	5	3	3	2	2	1	0	0	1	-4
11	Matthew Murrell	G	33:03	4-13	0-5	1-1	0	3	3	0	1	9	1	1	1	0	1	-11
10	Theo Akwuba		21:21	4-6	0-0	3-4	5	3	8	3	2	11	1	0	0	4	0	-14
24	Daeshun Ruffin		22:20	5-13	0-7	3-3	0	1	1	5	2	13	3	1	1	1	0	-10
1	Amaree Abram		11:46	1-5	0-2	1-2	0	2	2	1	1	3	0	2	0	0	0	-11
21	Robert Allen		04:39	0-0	0-0	1-2	3	2	5	0	2	1	0	1	0	0	0	-8
12	Malique Ewin		10:26	1-2	0-0	0-0	0	2	2	2	0	2	0	0	0	0	0	-6
14	Tye Fagan		09:39	0-3	0-2	0-0	0	1	1	0	1	0	1	1	0	0	0	-6
5	James White		03:54	0-1	0-0	0-0	0	0	0	2	0	0	0	0	0	0	0	-9
33	Josh Mballa		01:58	0-0	0-0	0-0	0	0	0	1	0	0	0	1	0	0	0	-2
Team							6	1	7			0		1				
Totals				24-69	2-24	12-17	17	31	48	23	15	62	9	13	4	8	5	-22

Technical Fouls:NONE

Shooting By Period		
1st FG%	10-35	28.6%
3PT%	2-15	13.3%
FT%	1-3	33.3%
2nd FG%	14-34	41.2%
3PT%	0-9	0.0%
FT%	11-14	78.6%
GM FG%	24-69	34.8%
3PT%	2-24	8.3%
FT%	12-17	70.6%

Dead Ball Rebounds: 3, 0

Alabama - 84 Record: 12-2 (2-0)

NO.	Name		Min	FG M-A	3P M-A	FT M-A	Rebounds OR	DR	TOT	Fouls PF	FD	TP	AS	TO	ST	Blocks BS	BA	+/-
15	Noah Clowney	F	29:15	4-6	1-1	1-3	2	6	8	1	4	10	0	0	0	1	0	13
24	Brandon Miller	F	29:26	7-12	2-6	1-2	0	5	5	2	2	17	2	1	3	1	0	24
14	Charles Bediako	C	22:40	2-10	0-1	0-0	1	5	6	5	0	4	1	0	2	3	2	9
0	Jaden Bradley	G	23:51	2-8	0-0	10-12	0	3	3	2	7	14	3	1	0	0	1	13
1	Mark Sears	G	26:19	5-11	1-3	5-7	3	3	6	2	5	16	1	3	1	0	3	10
3	Rylan Griffen		16:43	1-2	1-1	0-0	0	0	0	0	0	3	1	1	0	0	1	6
4	Noah Gurley		11:13	3-5	1-2	0-0	1	1	2	0	0	7	0	0	0	0	0	13
5	Jahvon Quinerly		16:26	4-7	3-5	0-0	0	1	1	0	0	11	3	0	1	0	1	6
10	Dom Welch		13:09	0-1	0-1	0-0	0	1	1	1	1	0	1	1	0	0	0	12
23	Nick Pringle		09:07	1-1	0-0	0-1	1	2	3	2	4	2	1	0	0	0	0	1
12	Delaney Heard		00:37	0-0	0-0	0-0	0	0	0	0	0	0	0	0	0	0	0	1
30	Adam Cottrell		00:37	0-0	0-0	0-0	0	0	0	0	0	0	0	0	0	0	0	1
34	Jaden Quinerly		00:37	0-0	0-0	0-0	0	0	0	0	0	0	0	0	0	0	0	1
Team							1	3	4			0		0				
Totals				29-63	9-20	17-25	9	30	39	15	23	84	13	7	7	5	8	22

Technical Fouls:NONE

Shooting By Period		
1st FG%	17-30	56.7%
3PT%	5-8	62.5%
FT%	5-8	62.5%
2nd FG%	12-33	36.4%
3PT%	4-12	33.3%
FT%	12-17	70.6%
GM FG%	29-63	46.0%
3PT%	9-20	45.0%
FT%	17-25	68.0%

Dead Ball Rebounds: 2, 0

	OM	ALA
Biggest lead	3 (1st 15:11)	27 (2nd 14:46)
Best Scoring Run	6(2nd 12:57)	9(1st 12:42)
Lead Changes	2	
Times Tied	3	
Time with Lead	03:13	35:10

Points from	OM	ALA
Turnovers	6	12
Paint	36	38
Second Chance	16	14
Fast Breaks	4	10
Bench	30	23

Period by Period Scoring	1st	2nd	TOT
OM	23	39	62
ALA	44	40	84

GAME 15: #7/7 ALABAMA VS. RV/#25 KENTUCKY

Official Basketball Box Score - Final
Kentucky at Alabama
01/07/23 Coleman Coliseum, Tuscaloosa
2022-23 Men's Basketball

Game Time: 12:00 PM
Game Duration: 2:02
Attendance: 13,474

Officials: Don Dally, K.B. Burdett Jr., Byron Jarrett

Kentucky - 52 Record: 10-5 (1-2)

NO.	Name		Min	FG M-A	3P M-A	FT M-A	Rebounds OR	DR	TOT	Fouls PF	FD	TP	AS	TO	ST	Blocks BS	BA	+/-
0	Jacob Toppin	F	25:16	1-10	1-1	0-0	3	3	6	3	0	3	0	0	0	2	1	-15
24	Chris Livingston	F	22:46	2-6	0-3	0-0	2	1	3	1	0	4	0	1	0	0	0	-19
34	Oscar Tshiebwe	F	22:50	1-7	0-0	2-2	4	2	6	4	3	4	0	4	0	1	2	-25
2	Sahvir Wheeler	G	35:02	7-16	0-2	1-2	1	1	2	4	3	15	3	1	1	0	0	-23
22	Cason Wallace	G	22:44	1-13	0-6	0-0	1	4	5	3	0	2	3	1	1	0	0	-23
4	Daimion Collins		14:39	2-3	0-0	0-0	1	1	2	1	2	4	0	1	1	1	0	-12
33	Ugonna Onyenso		11:16	0-2	0-0	0-0	1	3	4	1	0	0	0	1	0	1	0	-3
12	Antonio Reeves		21:06	7-13	4-7	2-4	2	2	4	1	3	20	0	1	0	0	1	-12
3	Adou Thiero		18:22	0-2	0-1	0-0	1	4	5	2	1	0	1	1	1	1	1	-1
55	Lance Ware		05:59	0-1	0-0	0-0	0	0	0	0	0	0	0	0	0	0	1	3
Team							4	4	8			0		0				
Totals				21-73	5-20	5-8	20	25	45	20	12	52	7	11	4	6	6	-26

Technical Fouls: Wheeler 2nd10:30

Shooting By Period		
1st FG%	10-34	29.4%
3PT%	2-7	28.6%
FT%	2-4	50%
2nd FG%	11-39	28.2%
3PT%	3-13	23.1%
FT%	3-4	75%
GM FG%	21-73	28.8%
3PT%	5-20	25.0%
FT%	5-8	62.5%

Dead Ball Rebounds: 2, 0

Alabama - 78 Record: 13-2 (3-0)

NO.	Name		Min	FG M-A	3P M-A	FT M-A	Rebounds OR	DR	TOT	Fouls PF	FD	TP	AS	TO	ST	Blocks BS	BA	+/-
15	Noah Clowney	F	25:55	2-5	1-2	3-5	0	6	6	0	3	8	1	0	0	0	2	23
24	Brandon Miller	F	33:34	7-15	2-6	3-3	2	5	7	0	2	19	0	1	1	1	0	32
14	Charles Bediako	C	29:12	4-6	0-0	1-4	2	4	6	4	3	9	2	2	0	2	1	33
0	Jaden Bradley	G	22:15	2-4	0-0	2-2	0	4	4	3	1	6	3	3	1	0	1	21
1	Mark Sears	G	30:58	4-10	2-6	6-8	0	6	6	0	7	16	4	2	6	0	0	22
3	Rylan Griffen		12:07	2-4	2-3	0-0	0	3	3	1	0	6	1	0	0	0	1	1
4	Noah Gurley		17:02	1-2	0-1	0-0	1	1	2	2	0	2	0	0	0	1	0	3
5	Jahvon Quinerly		18:00	4-7	1-3	3-3	0	1	1	3	2	12	2	0	1	0	0	5
10	Dom Welch		06:26	0-1	0-1	0-0	1	0	1	0	0	0	0	1	0	0	1	-5
23	Nick Pringle		04:31	0-0	0-0	0-1	0	1	1	0	1	0	0	0	0	2	0	-5
Team							2	2	4			0		0				
Totals				26-54	8-22	18-26	8	33	41	13	19	78	13	9	9	6	6	26

Technical Fouls: Quinerly 2nd10:30

Shooting By Period		
1st FG%	10-23	43.5%
3PT%	2-10	20.0%
FT%	13-17	76.5%
2nd FG%	16-31	51.6%
3PT%	6-12	50.0%
FT%	5-9	55.6%
GM FG%	26-54	48.1%
3PT%	8-22	36.4%
FT%	18-26	69.2%

Dead Ball Rebounds: 3, 0

	UK	BAMA
Biggest lead	0 (1st 20:00)	31 (2nd 4:49)
Best Scoring Run	5(1st 12:08)	11(2nd 14:07)
Lead Changes	0	
Times Tied	0	
Time with Lead	00:00	39:43

Points from	UK	BAMA
Turnovers	2	8
Paint	20	36
Second Chance	15	10
Fast Breaks	4	21
Bench	24	20

Period by Period Scoring	1st	2nd	TOT
UK	24	28	52
BAMA	35	43	78

GAME 16: #4/4 ALABAMA AT #15/16 ARKANSAS

Official Basketball Box Score - Final
Alabama at Arkansas
01/11/23 Bud Walton Arena, Fayetteville, Ark.
2022-23 Men's Basketball

Game Time: 6:00 PM
Game Duration: 2:25
Attendance: 19,200

Officials: Tony Greene, Chuck Jones, Keith Kimble

Alabama - 84 Record: 14-2 (4-0)

NO.	Name		Min	FG M-A	3P M-A	FT M-A	Rebounds OR	DR	TOT	Fouls PF	FD	TP	AS	TO	ST	Blocks BS	BA	+/-
15	Noah Clowney	F	24:48	5-6	3-4	2-5	0	5	5	4	4	15	2	1	1	1	0	25
24	Brandon Miller	F	36:26	3-4	2-2	6-7	1	3	4	3	4	14	2	2	0	2	0	16
14	Charles Bediako	C	24:36	4-7	0-1	0-0	2	4	6	4	1	8	0	0	2	0	0	13
0	Jaden Bradley	G	21:19	2-9	1-2	0-2	0	4	4	0	1	5	3	2	1	0	2	-2
1	Mark Sears	G	37:54	7-16	2-4	10-10	1	3	4	2	6	26	3	2	3	0	2	13
4	Noah Gurley		20:50	1-3	1-3	0-2	0	6	6	1	1	3	0	1	1	1	0	4
5	Jahvon Quinerly		10:49	1-4	0-1	2-2	0	0	0	4	1	4	1	3	0	0	0	13
3	Rylan Griffen		12:22	1-2	0-1	3-4	0	1	1	1	2	5	0	1	0	0	0	1
10	Dom Welch		08:31	1-3	0-2	2-4	0	1	1	2	2	4	0	0	0	1	0	-3
23	Nick Pringle		02:25	0-0	0-0	0-0	1	1	2	1	0	0	0	1	0	0	0	-5
Team							3	1	4			0		0				
Totals				25-54	9-20	25-36	8	29	37	22	22	84	11	13	8	5	4	15

Technical Fouls: Quinerly 1st14:12

Shooting By Period		
1st FG%	10-26	38.5%
3PT%	2-10	20.0%
FT%	11-19	57.9%
2nd FG%	15-28	53.6%
3PT%	7-10	70.0%
FT%	14-17	82.4%
GM FG%	25-54	46.3%
3PT%	9-20	45.0%
FT%	25-36	69.4%

Dead Ball Rebounds: 5, 0

Arkansas - 69 Record: 12-4 (1-3)

NO.	Name		Min	FG M-A	3P M-A	FT M-A	Rebounds OR	DR	TOT	Fouls PF	FD	TP	AS	TO	ST	Blocks BS	BA	+/-
13	Jordan Walsh	F	17:12	1-5	0-1	0-0	0	2	2	2	0	2	0	0	0	0	1	-10
15	Makhi Mitchell	F	26:51	3-5	0-0	4-6	3	2	5	5	3	10	1	3	1	0	0	-7
22	Makhel Mitchell	F	22:15	2-2	0-0	1-1	2	2	4	3	2	5	0	1	1	2	0	-8
0	Anthony Black	G	32:53	2-12	0-3	1-5	2	3	5	5	3	5	1	4	1	0	2	-6
4	Davonte Davis	G	38:29	6-17	2-3	2-2	0	10	10	2	3	16	3	0	2	1	2	-14
1	Ricky Council IV		36:24	4-10	0-2	7-9	0	2	2	1	8	15	3	5	1	0	0	-17
20	Kamani Johnson		06:04	0-0	0-0	0-0	0	0	0	2	0	0	0	0	0	0	0	-11
11	Jalen Graham		19:10	8-10	0-1	0-0	1	4	5	2	2	16	1	1	0	1	0	-1
5	Joseph Pinion		00:31	0-0	0-0	0-0	0	0	0	1	0	0	0	0	0	0	0	0
23	Derrian Ford		00:11	0-0	0-0	0-0	0	0	0	0	0	0	0	0	0	0	0	-1
Team							2	2	4			0		1				
Totals				26-61	2-10	15-23	10	27	37	23	21	69	9	15	6	4	5	-15

Technical Fouls: Black 1st14:12

Shooting By Period		
1st FG%	11-28	39.3%
3PT%	0-3	0.0%
FT%	11-18	61.1%
2nd FG%	15-33	45.5%
3PT%	2-7	28.6%
FT%	4-5	80%
GM FG%	26-61	42.6%
3PT%	2-10	20.0%
FT%	15-23	65.2%

Dead Ball Rebounds: 4, 0

	BAMA	ARK
Biggest lead	15 (2nd 1:27)	3 (1st 1:18)
Best Scoring Run	13(2nd 1:27)	9(1st 1:18)
Lead Changes	5	
Times Tied	5	
Time with Lead	32:34	04:45

Points from	BAMA	ARK
Turnovers	24	7
Paint	32	40
Second Chance	8	8
Fast Breaks	24	4
Bench	16	31

Period by Period Scoring	1st	2nd	TOT
BAMA	33	51	84
ARK	33	36	69

2022-23 BOX SCORES

GAME 17: #4/4 ALABAMA VS. LSU

Official Basketball Box Score - Final
LSU at Alabama
01/14/23 Coleman Coliseum, Tuscaloosa
2022-23 Men's Basketball

Game Time: 3:00 PM
Game Duration: 2:03
Attendance: 13,474

Officials: Bart Lenox, Patrick Evans, Brian Dorsey

LSU - 66 Record: 12-5 (1-4)

NO.	Name		Min	FG M-A	3P M-A	FT M-A	Rebounds OR	DR	TOT	Fouls PF	FD	TP	AS	TO	ST	Blocks BS	BA	+/-
12	KJ Williams	F	17:51	4-12	2-3	0-0	1	0	1	4	0	10	0	2	0	0	1	-26
20	Derek Fountain	F	21:08	0-9	0-4	9-10	2	0	2	1	7	9	0	3	1	0	3	-22
0	Trae Hannibal	G	16:16	1-2	0-0	0-0	2	4	6	1	2	2	3	0	0	0	0	-23
3	Justice Hill	G	18:19	1-7	1-5	0-0	0	2	2	0	0	3	0	1	0	0	1	-19
44	Adam Miller	G	30:52	2-5	2-2	3-5	0	4	4	3	4	9	1	1	0	0	0	-26
13	Jalen Reed		17:34	2-4	0-1	1-4	3	4	7	2	2	5	0	2	0	0	0	-16
1	Cam Hayes		20:23	4-6	2-3	0-0	0	1	1	2	0	10	2	0	0	0	0	-21
4	Kendal Coleman		10:01	1-4	0-0	3-4	1	2	3	3	2	5	0	0	0	0	1	-3
11	Justice Williams		19:55	1-4	1-1	6-6	0	1	1	1	4	9	5	1	0	0	0	-20
15	Tyrell Ward		14:15	1-6	0-2	0-0	1	1	2	0	0	2	1	0	2	0	1	-11
34	Shawn Phillips Jr.		13:26	1-2	0-0	0-0	1	3	4	1	0	2	0	1	1	0	0	-13
Team							3	2	5			0		0				
Totals				18-61	8-21	22-29	14	24	38	18	21	66	12	11	4	0	7	-40

Technical Fouls::NONE

Shooting By Period		
1st FG%	8-31	25.8%
3PT%	5-11	45.5%
FT%	1-5	20%
2nd FG%	10-30	33.3%
3PT%	3-10	30.0%
FT%	21-24	87.5%
GM FG%	18-61	29.5%
3PT%	8-21	38.1%
FT%	22-29	75.9%

Dead Ball Rebounds: 4, 0

Alabama - 106 Record: 15-2 (5-0)

NO.	Name		Min	FG M-A	3P M-A	FT M-A	Rebounds OR	DR	TOT	Fouls PF	FD	TP	AS	TO	ST	Blocks BS	BA	+/-
15	Noah Clowney	F	20:37	2-7	0-5	0-0	4	4	8	2	2	4	0	1	0	1	0	15
24	Brandon Miller	F	24:03	11-16	7-11	2-2	1	8	9	2	4	31	1	1	0	0	0	38
14	Charles Bediako	C	14:39	1-1	0-0	0-1	1	1	2	3	1	2	2	1	1	2	0	17
0	Jaden Bradley	G	20:52	2-4	1-1	2-2	0	1	1	2	1	7	6	2	0	0	0	32
1	Mark Sears	G	23:21	4-9	2-7	2-2	0	5	5	2	3	12	1	1	3	0	0	29
3	Rylan Griffen		20:37	4-12	2-8	2-2	3	3	6	1	1	12	1	1	1	0	0	7
4	Noah Gurley		15:38	2-7	2-6	2-2	2	3	5	2	1	8	1	1	0	1	0	16
5	Jahvon Quinerly		16:14	4-8	4-8	0-0	1	1	2	0	0	12	4	0	0	0	0	19
10	Dom Welch		18:48	1-5	1-5	2-2	1	2	3	1	1	5	1	0	1	2	0	22
23	Nick Pringle		18:38	3-3	0-0	4-7	6	1	7	4	4	10	1	0	0	1	0	11
12	Delaney Heard		02:11	0-1	0-1	0-0	0	0	0	2	0	0	0	0	0	0	0	-2
30	Adam Cottrell		02:11	1-1	1-1	0-0	0	0	0	0	0	3	0	0	0	0	0	-2
34	Jaden Quinerly		02:11	0-2	0-1	0-0	0	0	0	0	0	0	1	0	1	0	0	-2
Team							1	3	4			0		0				
Totals				35-76	20-54	16-20	20	32	52	21	18	106	19	8	7	7	0	40

Technical Fouls::NONE

Shooting By Period		
1st FG%	21-42	50.0%
3PT%	14-33	42.4%
FT%	3-5	60%
2nd FG%	14-34	41.2%
3PT%	6-21	28.6%
FT%	13-15	86.7%
GM FG%	35-76	46.1%
3PT%	20-54	37.0%
FT%	16-20	80.0%

Dead Ball Rebounds: 1, 0

	LSU	BMA
Biggest lead	0 (1st 20:00)	45 (2nd 1:39)
Best Scoring Run	7(2nd 12:14)	13(1st 5:15)
Lead Changes	0	
Times Tied	1	
Time with Lead	00:00	39:19

Points from	LSU	BMA
Turnovers	2	19
Paint	18	30
Second Chance	8	32
Fast Breaks	8	15
Bench	33	50

Period by Period Scoring	1st	2nd	TOT
LSU	22	44	66
BMA	59	47	106

GAME 18: #4/4 ALABAMA AT VANDERBILT

Official Basketball Box Score - Final
Alabama at Vanderbilt
01/17/23 Memorial Gymnasium, Nashville
2022-23 Men's Basketball

Game Time: 7:30 PM
Game Duration: 2:04
Attendance: 10,517

Officials: Pat Adams, Rob Rorke, Doug Sirmons

Alabama - 78 Record: 16-2 (6-0)

NO.	Name		Min	FG M-A	3P M-A	FT M-A	Rebounds OR	DR	TOT	Fouls PF	FD	TP	AS	TO	ST	Blocks BS	BA	+/-
15	Noah Clowney	F	28:49	1-6	0-4	5-6	2	6	8	5	4	7	0	2	0	1	0	13
24	Brandon Miller	F	37:17	10-16	4-9	6-7	2	8	10	1	6	30	1	1	0	0	0	17
14	Charles Bediako	C	24:53	3-9	0-1	0-0	4	3	7	3	2	6	0	2	0	1	1	21
0	Jaden Bradley	G	30:44	6-9	0-0	0-0	0	3	3	3	2	12	3	4	1	2	0	16
1	Mark Sears	G	25:39	1-5	1-5	0-0	0	4	4	2	2	3	3	2	1	0	0	16
5	Jahvon Quinerly		15:08	1-4	0-1	0-0	0	2	2	2	1	2	1	1	0	0	0	-3
3	Rylan Griffen		18:18	2-6	2-5	0-0	0	5	5	1	0	6	2	1	0	0	0	-11
4	Noah Gurley		15:29	4-7	1-3	3-4	2	2	4	1	2	12	0	1	1	0	0	-4
10	Dom Welch		02:43	0-2	0-2	0-0	0	0	0	0	0	0	0	0	0	0	0	-5
23	Nick Pringle		01:00	0-0	0-0	0-0	0	0	0	1	0	0	0	0	0	0	0	0
Team							1	3	4			0		0				
Totals				28-64	8-30	14-17	11	36	47	20	19	78	10	14	3	4	1	12

Technical Fouls: Coach 2nd7:27

Shooting By Period		
1st FG%	14-32	43.8%
3PT%	4-17	23.5%
FT%	4-6	66.7%
2nd FG%	14-32	43.8%
3PT%	4-13	30.8%
FT%	10-11	90.9%
GM FG%	28-64	43.8%
3PT%	8-30	26.7%
FT%	14-17	82.4%

Dead Ball Rebounds: 0, 0

Vanderbilt - 66 Record: 9-9 (2-3)

NO.	Name		Min	FG M-A	3P M-A	FT M-A	Rebounds OR	DR	TOT	Fouls PF	FD	TP	AS	TO	ST	Blocks BS	BA	+/-
1	Colin Smith	F	09:41	0-2	0-1	0-0	1	2	3	1	3	0	0	0	0	0	0	-8
10	Myles Stute	F	27:15	1-6	1-5	0-0	0	4	4	3	1	3	0	0	2	0	0	-17
42	Quentin Millora-Brown	F	12:36	1-1	0-0	0-0	1	1	2	5	0	2	0	1	0	0	0	-14
0	Tyrin Lawrence	G	30:53	4-16	1-6	11-12	1	4	5	1	6	20	3	0	2	0	2	-22
12	Trey Thomas	G	24:47	0-6	0-4	0-0	2	3	5	1	2	0	1	1	0	0	0	-22
4	Jordan Wright		24:40	5-15	3-9	2-2	1	5	6	2	1	15	3	3	0	0	1	-6
5	Ezra Manjon		21:59	5-10	0-1	1-2	0	2	2	1	2	11	0	0	1	0	0	14
34	Lee Dort		16:23	2-3	0-0	1-2	2	3	5	3	4	5	1	1	0	1	0	1
2	Noah Shelby		12:53	0-5	0-4	1-2	1	1	2	0	0	1	0	0	0	0	0	12
20	Emmanuel Ansong		11:50	2-5	0-1	0-0	2	2	4	1	0	4	0	1	0	0	1	4
23	Malik Dia		07:03	2-4	1-2	0-0	1	1	2	1	0	5	0	1	1	0	0	-2
Team							3	0	3			0		1				
Totals				22-73	6-33	16-20	15	28	43	19	19	66	8	9	6	1	4	-12

Technical Fouls::NONE

Shooting By Period		
1st FG%	10-39	25.6%
3PT%	4-19	21.1%
FT%	2-4	50%
2nd FG%	12-34	35.3%
3PT%	2-14	14.3%
FT%	14-16	87.5%
GM FG%	22-73	30.1%
3PT%	6-33	18.2%
FT%	16-20	80.0%

Dead Ball Rebounds: 4, 0

	Bama	Vandy
Biggest lead	23 (2nd 12:44)	1 (1st 8:06)
Best Scoring Run	12(1st 3:42)	9(2nd 10:16)
Lead Changes	2	
Times Tied	2	
Time with Lead	38:10	00:15

Points from	Bama	Vandy
Turnovers	7	12
Paint	40	26
Second Chance	8	6
Fast Breaks	11	9
Bench	20	41

Period by Period Scoring	1st	2nd	TOT
Bama	36	42	78
Vandy	26	40	66

GAME 19: ALABAMA AT MISSOURI

Official Basketball Box Score - Final
#4 Alabama at Missouri
01/21/23 Mizzou Arena, Columbia
2022-23 Men's Basketball

Game Time: 5:01 PM
Game Duration: 2:14
Attendance: 15,061

Officials: Steven Anderson, Jason Baker, Vladimir Voyard-Tadal

#4 Alabama - 85 Record: 17-2 (7-0)

NO.	Name		Min	FG M-A	3P M-A	FT M-A	Rebounds OR	DR	TOT	Fouls PF	FD	TP	AS	TO	ST	Blocks BS	BA	+/-
15	Noah Clowney	F	28:20	6-11	0-1	5-7	5	9	14	3	5	17	1	0	1	0	2	22
24	Brandon Miller	F	35:19	4-12	3-8	4-6	0	8	8	1	4	15	0	0	0	1	0	23
14	Charles Bediako	C	15:39	1-2	0-0	0-0	1	1	2	4	0	2	1	1	0	0	0	-5
0	Jaden Bradley	G	24:16	1-5	0-0	6-8	1	2	3	1	4	8	3	4	0	0	3	16
1	Mark Sears	G	33:26	4-12	1-7	8-9	1	7	8	2	6	17	3	1	3	0	2	35
10	Dom Welch		14:38	0-4	0-4	0-0	1	3	4	2	0	0	1	0	0	0	0	7
5	Jahvon Quinerly		23:38	5-10	3-7	0-0	1	3	4	1	0	13	3	3	1	0	0	0
3	Rylan Griffen		11:50	3-8	3-6	0-0	0	0	0	0	0	9	0	0	0	0	0	6
4	Noah Gurley		06:14	1-2	0-1	2-2	1	1	2	2	1	4	0	1	0	0	0	-2
25	Nimari Burnett		05:28	0-2	0-1	0-0	1	1	2	1	1	0	0	0	0	0	1	0
12	Delaney Heard		00:24	0-0	0-0	0-0	0	0	0	0	0	0	0	0	0	0	0	1
30	Adam Cottrell		00:24	0-0	0-0	0-0	0	0	0	0	0	0	0	0	0	0	0	1
34	Jaden Quinerly		00:24	0-0	0-0	0-0	0	0	0	0	0	0	0	0	0	0	0	1
Team							4	2	6			0		1				
Totals				25-68	10-35	25-32	16	37	53	17	21	85	12	11	5	1	8	21

Technical Fouls::NONE

Shooting By Period		
1st FG%	12-31	38.7%
3PT%	3-17	17.6%
FT%	11-15	73.3%
2nd FG%	13-37	35.1%
3PT%	7-18	38.9%
FT%	14-17	82.4%
GM FG%	25-68	36.8%
3PT%	10-35	28.6%
FT%	25-32	78.1%

Dead Ball Rebounds: 3, 0

Missouri - 64 Record: 14-5 (3-4)

NO.	Name		Min	FG M-A	3P M-A	FT M-A	Rebounds OR	DR	TOT	Fouls PF	FD	TP	AS	TO	ST	Blocks BS	BA	+/-
23	Aidan Shaw	F	17:20	1-1	0-0	0-0	1	2	3	3	1	2	0	0	1	2	0	12
35	Noah Carter	F	16:53	1-2	0-1	2-2	0	6	6	3	1	4	1	0	0	1	0	-8
2	Tre Gomillion	G	09:13	1-3	0-1	2-2	0	2	2	2	2	4	0	0	0	0	0	-14
5	D'Moi Hodge	G	21:57	1-9	1-5	2-2	1	4	5	2	1	5	0	2	1	2	0	-26
10	Nick Honor	G	31:22	1-9	0-4	2-2	1	1	2	2	1	4	1	0	1	0	0	-23
4	DeAndre Gholston		22:40	3-9	1-4	3-4	1	4	5	5	2	10	0	0	0	0	1	-7
11	Isiaih Mosley		33:08	9-18	1-8	0-0	1	3	4	1	4	19	1	4	0	2	0	-17
0	Mohamed Diarra		14:36	2-6	0-1	4-7	7	5	12	0	5	8	0	2	2	1	0	-16
55	Sean East II		27:24	4-13	0-4	0-0	0	1	1	2	0	8	4	1	1	0	0	-8
13	Ronnie DeGray III		05:27	0-0	0-0	0-0	0	1	1	1	0	0	0	0	0	0	0	2
Team							2	2	4			0		1				
Totals				23-70	3-28	15-19	14	31	45	21	17	64	7	10	6	8	1	-21

Technical Fouls::NONE

Shooting By Period		
1st FG%	11-32	34.4%
3PT%	1-12	8.3%
FT%	5-7	71.4%
2nd FG%	12-38	31.6%
3PT%	2-16	12.5%
FT%	10-12	83.3%
GM FG%	23-70	32.9%
3PT%	3-28	10.7%
FT%	15-19	78.9%

Dead Ball Rebounds: 0, 0

	Bama	Mizzou
Biggest lead	21 (2nd 14:35)	3 (1st 9:30)
Best Scoring Run	14(2nd 17:29)	7(2nd 8:38)
Lead Changes	6	
Times Tied	4	
Time with Lead	33:06	03:34

Points from	Bama	Mizzou
Turnovers	15	6
Paint	26	30
Second Chance	21	7
Fast Breaks	10	3
Bench	26	45

Period by Period Scoring	1st	2nd	TOT
Bama	38	47	85
Mizzou	28	36	64

GAME 20: ALABAMA VS. MISSISSIPPI STATE

Official Basketball Box Score - Final
Mississippi St. at Alabama
01/25/23 Coleman Coliseum, Tuscaloosa
2022-23 Alabama Men's Basketball

Game Time: 8:00 PM
Game Duration: 2:08
Attendance: 11,681

Officials: Terry Oglesby, Mike Nance, Wil Howard

Mississippi St. - 63 Record: 12-8 (1-7)

NO.	Name		Min	FG M-A	3P M-A	FT M-A	Rebounds OR	DR	TOT	Fouls PF	FD	TP	AS	TO	ST	Blocks BS	BA	+/-
0	D.J. Jeffries	F	34:11	4-11	1-6	0-0	1	6	7	3	1	9	1	4	1	2	0	1
1	Tolu Smith	F	21:07	6-9	0-0	3-5	2	5	7	3	3	15	3	3	0	1	1	7
4	Cameron Matthews	F	31:44	3-4	0-0	0-2	0	1	1	4	2	6	2	3	2	1	0	9
3	Shakeel Moore	G	35:32	2-10	1-5	0-0	1	4	5	2	1	5	4	2	0	1	1	2
10	Dashawn Davis	G	36:06	4-10	1-2	5-5	2	2	4	4	4	14	2	3	4	0	1	2
13	Will McNair Jr.		19:36	4-5	0-1	0-0	1	2	3	3	3	8	1	0	1	1	0	-12
11	Eric Reed, Jr.		10:03	1-4	0-1	0-0	1	0	1	3	0	2	0	0	0	0	0	-12
14	Tyler Stevenson		11:41	2-3	0-0	0-0	0	3	3	1	1	4	0	0	0	0	0	-12
Team							0	2	2			0		0				
Totals				26-56	3-15	8-12	8	25	33	23	15	63	13	15	8	6	3	-3

Technical Fouls::NONE

Shooting By Period		
1st FG%	17-30	56.7%
3PT%	2-6	33.3%
FT%	0-3	0%
2nd FG%	9-26	34.6%
3PT%	1-9	11.1%
FT%	8-9	88.9%
GM FG%	26-56	46.4%
3PT%	3-15	20.0%
FT%	8-12	66.7%

Dead Ball Rebounds: 2, 0

Alabama - 66 Record: 18-2 (8-0)

NO.	Name		Min	FG M-A	3P M-A	FT M-A	Rebounds OR	DR	TOT	Fouls PF	FD	TP	AS	TO	ST	Blocks BS	BA	+/-
15	Noah Clowney	F	32:22	3-10	0-6	7-8	1	7	8	1	6	13	0	3	0	0	0	3
24	Brandon Miller	F	36:40	5-9	1-4	2-3	3	3	6	3	6	13	2	1	3	1	0	6
14	Charles Bediako	C	12:37	0-1	0-0	0-0	2	1	3	4	1	0	0	2	0	1	1	-11
0	Jaden Bradley	G	11:42	2-7	0-1	0-0	0	1	1	0	0	4	1	1	0	0	1	-8
1	Mark Sears	G	35:44	1-7	0-5	2-2	0	1	1	1	2	4	3	1	2	0	1	2
3	Rylan Griffen		12:41	2-6	1-5	0-0	0	1	1	1	0	5	0	0	0	0	0	-2
5	Jahvon Quinerly		26:55	4-9	1-3	5-6	0	4	4	0	3	14	4	1	0	0	2	13
4	Noah Gurley		12:01	0-1	0-1	0-0	3	1	4	2	0	0	1	1	0	1	0	0
10	Dom Welch		09:48	2-5	2-3	0-0	0	1	1	1	0	6	0	1	0	0	1	10
23	Nick Pringle		08:07	2-2	0-0	3-3	0	1	1	2	4	7	0	0	0	0	0	4
25	Nimari Burnett		01:23	0-0	0-0	0-0	0	0	0	0	1	0	0	0	0	0	0	-2
Team							3	3	6			0		1				
Totals				21-57	5-28	19-22	12	24	36	15	23	66	11	12	5	3	6	3

Technical Fouls::NONE

Shooting By Period		
1st FG%	10-30	33.3%
3PT%	3-16	18.8%
FT%	6-7	85.7%
2nd FG%	11-27	40.7%
3PT%	2-12	16.7%
FT%	13-15	86.7%
GM FG%	21-57	36.8%
3PT%	5-28	17.9%
FT%	19-22	86.4%

Dead Ball Rebounds: 2, 0

	MSU	ALA
Biggest lead	11 (1st 9:01)	8 (2nd 3:30)
Best Scoring Run	8(1st 15:55)	9(2nd 9:19)
Lead Changes	3	
Times Tied	3	
Time with Lead	29:38	07:25

Points from	MSU	ALA
Turnovers	9	22
Paint	40	26
Second Chance	9	5
Fast Breaks	0	7
Bench	14	32

Period by Period Scoring	1st	2nd	TOT
MSU	36	27	63
ALA	29	37	66

2022-23 BOX SCORES

GAME 21: #2/2 ALABAMA AT OKLAHOMA

Official Basketball Box Score - Final
Alabama at Oklahoma
01/28/23 Lloyd Noble Center, Norman
2022-23 Men's Basketball

Game Time: 1:00 PM
Game Duration: 2:05
Attendance: 10,869

Officials: Doug Sirmons, Tony Padilla, Marques Pettigrew

Alabama - 69 Record: 18-3

NO.	Name		Min	FG M-A	3P M-A	FT M-A	Rebounds OR	DR	TOT	Fouls PF	FD	TP	AS	TO	ST	Blocks BS	BA	+/-
15	Noah Clowney	F	26:49	3-10	0-4	4-8	5	3	8	2	4	10	0	0	1	0	2	-24
24	Brandon Miller	F	32:46	4-14	1-4	2-2	2	5	7	1	4	11	3	1	2	1	1	-25
14	Charles Bediako	C	07:31	2-3	0-0	0-0	1	1	2	1	1	4	0	3	0	0	1	-9
0	Jaden Bradley	G	17:18	0-3	0-0	1-3	1	0	1	4	2	1	0	3	0	0	0	-13
1	Mark Sears	G	22:15	4-10	1-4	2-2	0	2	2	2	1	11	1	1	1	0	0	-21
3	Rylan Griffen		23:29	5-8	3-4	2-4	3	4	7	0	4	15	0	2	0	0	0	-1
4	Noah Gurley		20:28	1-2	1-2	0-0	1	0	1	1	0	3	1	0	2	0	0	-4
5	Jahvon Quinerly		19:42	5-12	0-3	2-2	0	1	1	5	2	12	1	2	0	0	0	-15
10	Dom Welch		11:04	0-2	0-0	0-0	0	1	1	0	0	0	0	1	1	1	0	-1
25	Nimari Burnett		13:43	0-1	0-1	0-0	0	0	0	4	1	0	0	0	0	0	0	-11
23	Nick Pringle		04:55	1-1	0-0	0-0	1	2	3	0	0	2	0	0	0	0	0	4
Team							1	1	2			0		0				
Totals				25-66	6-22	13-21	15	20	35	20	19	69	6	13	7	2	4	-24

Technical Fouls: Bediako 1st18:36Miller 1st0:01Bradley 2nd9:32Gurley 2nd9:32

Shooting By Period		
1st FG%	12-36	33.3%
3PT%	3-10	30.0%
FT%	6-8	75%
2nd FG%	13-30	43.3%
3PT%	3-12	25.0%
FT%	7-13	53.8%
GM FG%	25-66	37.9%
3PT%	6-22	27.3%
FT%	13-21	61.9%

Dead Ball Rebounds: 4, 0

Oklahoma - 93 Record: 12-9

NO.	Name		Min	FG M-A	3P M-A	FT M-A	Rebounds OR	DR	TOT	Fouls PF	FD	TP	AS	TO	ST	Blocks BS	BA	+/-
1	Jalen Hill	F	34:41	9-11	2-2	6-7	0	8	8	3	5	26	2	2	0	1	1	32
35	Tanner Groves	F	25:00	5-7	1-1	3-4	4	8	12	3	4	14	2	3	1	3	0	23
12	Milos Uzan	G	34:52	1-1	1-1	2-2	0	2	2	1	1	5	3	1	0	0	0	23
25	Grant Sherfield	G	34:17	11-20	4-5	4-4	0	3	3	0	4	30	6	1	1	0	0	22
34	Jacob Groves	G	11:07	0-1	0-0	0-0	0	1	1	2	0	0	0	2	0	0	0	6
3	Otega Oweh		10:11	1-2	0-0	1-2	0	1	1	2	1	3	0	1	0	0	0	-7
10	Sam Godwin		11:06	4-8	0-0	0-0	0	3	3	3	3	8	0	2	0	0	0	8
22	CJ Noland		15:13	1-5	0-3	0-0	0	3	3	1	0	2	1	0	1	0	0	9
14	Bijan Cortes		17:53	1-2	1-1	0-0	1	1	2	4	0	3	3	1	0	0	0	24
0	Benny Schroder		01:25	1-1	0-0	0-0	0	0	0	0	0	2	0	0	0	0	0	-5
4	Joe Bamisile		01:25	0-1	0-0	0-0	0	0	0	0	0	0	0	0	0	0	1	-5
30	Jake Moser		01:25	0-0	0-0	0-0	0	0	0	0	0	0	0	0	0	0	0	-5
44	Blake Seacat		01:25	0-0	0-0	0-0	0	0	0	1	0	0	0	0	0	0	0	-5
Team							1	0	1			0		0				
Totals				34-59	9-13	16-19	6	30	36	20	18	93	17	13	3	4	2	24

Technical Fouls: Groves 2nd9:32

Shooting By Period		
1st FG%	19-28	67.9%
3PT%	6-8	75.0%
FT%	6-6	100%
2nd FG%	15-31	48.4%
3PT%	3-5	60.0%
FT%	10-13	76.9%
GM FG%	34-59	57.6%
3PT%	9-13	69.2%
FT%	16-19	84.2%

Dead Ball Rebounds: 2, 0

	UA	OKLA
Biggest lead	2 (1st 19:48)	32 (2nd 2:49)
Best Scoring Run	7(2nd 17:41)	8(2nd 8:38)
Lead Changes	1	
Times Tied	1	
Time with Lead	00:29	38:40

Points from	UA	OKLA
Turnovers	11	17
Paint	38	42
Second Chance	15	7
Fast Breaks	7	4
Bench	32	18

Period by Period Scoring	1st	2nd	TOT
UA	33	36	69
OKLA	50	43	93

GAME 22: #4/5 ALABAMA VS. VANDERBILT

Official Basketball Box Score - Final
Vanderbilt at Alabama
01/31/23 Coleman Coliseum, Tuscaloosa
2022-23 University of Alabama Men's Basketball

Game Time: 7:30 PM
Game Duration: 1:43
Attendance: 9,513

Officials: Tony Greene, Steven Anderson, Owen Shortt

Vanderbilt - 44 Record: 10-12 (3-6)

NO.	Name		Min	FG M-A	3P M-A	FT M-A	Rebounds OR	DR	TOT	Fouls PF	FD	TP	AS	TO	ST	Blocks BS	BA	+/-
10	Myles Stute	F	27:00	1-7	0-5	2-2	0	7	7	4	2	4	0	3	1	0	1	-30
42	Quentin Millora-Brown	F	17:12	2-3	0-1	0-0	3	2	5	2	3	4	0	1	1	0	0	-29
3	Paul Lewis	G	24:40	4-8	2-5	0-0	1	0	1	0	0	10	1	2	2	0	0	-27
20	Emmanuel Ansong	G	20:34	2-5	0-1	2-2	1	2	3	0	1	6	2	1	1	1	0	-22
25	Miles Keeffe	G	09:22	0-1	0-1	0-0	0	0	0	0	1	0	0	0	0	0	0	-15
21	Liam Robbins		15:28	4-12	0-1	1-3	2	5	7	0	2	9	0	1	0	0	1	-19
5	Ezra Manjon		21:03	2-7	0-1	4-4	1	0	1	3	2	8	2	3	1	0	0	-35
12	Trey Thomas		18:42	1-11	1-10	0-0	0	0	0	1	0	3	0	2	0	0	0	-39
4	Jordan Wright		10:07	0-4	0-2	0-0	1	0	1	1	0	0	0	0	0	0	1	-15
23	Malik Dia		07:14	0-2	0-1	0-0	1	0	1	0	0	0	0	1	1	0	0	-14
1	Colin Smith		12:10	0-2	0-1	0-0	2	0	2	0	0	0	1	1	0	0	0	-22
2	Noah Shelby		05:00	0-1	0-0	0-0	0	0	0	1	0	0	0	0	0	0	0	-6
22	Graham Calton		08:56	0-1	0-1	0-0	1	0	1	1	1	0	0	0	0	0	0	-9
11	Adrian Samuels		02:32	0-0	0-0	0-0	0	0	0	0	0	0	0	0	0	0	0	-3
Team							2	2	4			0		1				
Totals				16-64	3-30	9-11	15	18	33	13	12	44	6	16	7	1	3	-57

Technical Fouls::NONE

Shooting By Period		
1st FG%	5-33	15.2%
3PT%	3-18	16.7%
FT%	2-2	100%
2nd FG%	11-31	35.5%
3PT%	0-12	0.0%
FT%	7-9	77.8%
GM FG%	16-64	25.0%
3PT%	3-30	10.0%
FT%	9-11	81.8%

Dead Ball Rebounds: 0, 0

Alabama - 101 Record: 19-3 (9-0)

NO.	Name		Min	FG M-A	3P M-A	FT M-A	Rebounds OR	DR	TOT	Fouls PF	FD	TP	AS	TO	ST	Blocks BS	BA	+/-
15	Noah Clowney	F	21:15	2-4	2-4	0-0	2	4	6	1	1	6	1	0	0	0	0	26
24	Brandon Miller	F	27:09	8-15	6-13	0-0	0	8	8	2	2	22	3	1	1	1	0	40
14	Charles Bediako	C	20:34	5-5	0-0	0-0	1	2	3	3	0	10	0	0	1	0	0	37
0	Jaden Bradley	G	18:13	2-3	1-1	1-4	0	3	3	2	2	6	3	2	2	0	0	16
1	Mark Sears	G	20:03	2-4	1-3	4-4	0	2	2	1	3	9	8	4	2	0	0	26
3	Rylan Griffen		19:57	5-9	2-6	0-0	1	6	7	0	1	12	4	0	2	0	0	31
4	Noah Gurley		14:28	4-5	1-2	2-2	2	2	4	1	1	11	0	0	1	2	0	13
5	Jahvon Quinerly		16:47	1-3	1-2	0-0	0	0	0	0	0	3	7	1	0	0	0	29
10	Dom Welch		12:01	0-3	0-2	0-0	0	5	5	0	0	0	2	2	0	0	1	16
25	Nimari Burnett		15:04	5-8	4-7	2-2	3	1	4	2	2	16	1	0	1	0	0	32
23	Nick Pringle		04:59	1-1	0-0	1-2	0	0	0	0	1	3	0	0	0	0	0	7
12	Delaney Heard		03:10	1-1	1-1	0-0	0	0	0	0	0	3	0	1	0	0	0	4
30	Adam Cottrell		03:10	0-0	0-0	0-0	0	0	0	0	0	0	0	0	0	0	0	4
34	Jaden Quinerly		03:10	0-0	0-0	0-0	0	0	0	0	0	0	0	0	0	0	0	4
Team							1	2	3			0		1				
Totals				36-61	19-41	10-14	10	35	45	12	13	101	29	12	10	3	1	57

Technical Fouls::NONE

Shooting By Period		
1st FG%	15-26	57.7%
3PT%	10-19	52.6%
FT%	3-6	50%
2nd FG%	21-35	60.0%
3PT%	9-22	40.9%
FT%	7-8	87.5%
GM FG%	36-61	59.0%
3PT%	19-41	46.3%
FT%	10-14	71.4%

Dead Ball Rebounds: 1, 0

	VAN	ALA
Biggest lead	5 (1st 18:04)	57 (2nd 1:18)
Best Scoring Run	5(1st 18:04)	21(1st 10:16)
Lead Changes	1	
Times Tied	1	
Time with Lead	02:30	35:35

Points from	VAN	ALA
Turnovers	6	27
Paint	18	32
Second Chance	12	9
Fast Breaks	2	27
Bench	20	48

Period by Period Scoring	1st	2nd	TOT
VAN	15	29	44
ALA	43	58	101

GAME 23: #4/5 ALABAMA AT LSU

Official Basketball Box Score - Final
Alabama at LSU
02/04/23 Maravich Assembly Center, Baton Rouge
2022-23 Men's Basketball

Game Time: 3:00 PM
Game Duration: 2:07
Attendance: 9,652

Officials: Pat Adams, Rob Rorke, Jason Baker

Alabama - 79 Record: 20-3 (10-0)

NO.	Name		Min	FG M-A	3P M-A	FT M-A	Rebounds OR	DR	TOT	Fouls PF	FD	TP	AS	TO	ST	Blocks BS	BA	+/-
15	Noah Clowney	F	31:34	6-9	2-4	0-0	2	4	6	3	3	14	1	1	1	3	0	9
24	Brandon Miller	F	30:33	3-11	1-4	4-5	1	9	10	4	5	11	4	0	1	1	2	6
14	Charles Bediako	C	17:47	4-5	0-0	0-0	0	3	3	2	1	8	0	1	0	0	0	-1
0	Jaden Bradley	G	15:06	0-3	0-2	2-2	0	4	4	2	1	2	2	1	0	0	1	-5
1	Mark Sears	G	32:54	3-8	3-5	4-4	0	2	2	2	4	13	3	0	1	1	2	2
5	Jahvon Quinerly		26:09	1-5	0-2	2-2	0	0	0	1	1	4	6	2	0	0	2	10
4	Noah Gurley		06:12	0-0	0-0	0-0	0	2	2	1	0	0	0	1	0	0	0	7
25	Nimari Burnett		21:18	4-10	3-7	2-2	1	2	3	3	1	13	3	0	0	0	1	17
3	Rylan Griffen		16:28	5-7	4-5	0-0	0	2	2	0	0	14	0	2	1	0	0	3
23	Nick Pringle		01:59	0-0	0-0	0-0	0	0	0	0	0	0	0	0	0	0	0	2
Team							0	3	3			0		1				
Totals				26-58	13-29	14-15	4	31	35	19	16	79	19	9	4	5	8	10

Technical Fouls: Coach 1st7:29

Shooting By Period		
1st FG%	16-30	53.3%
3PT%	6-13	46.2%
FT%	6-6	100%
2nd FG%	10-28	35.7%
3PT%	7-16	43.8%
FT%	8-9	88.9%
GM FG%	26-58	44.8%
3PT%	13-29	44.8%
FT%	14-15	93.3%

Dead Ball Rebounds: 2, 0

LSU - 69 Record: 12-11 (1-9)

NO.	Name		Min	FG M-A	3P M-A	FT M-A	Rebounds OR	DR	TOT	Fouls PF	FD	TP	AS	TO	ST	Blocks BS	BA	+/-
12	KJ Williams	F	34:25	2-9	0-2	4-6	2	6	8	1	4	8	0	3	2	3	0	-2
15	Tyrell Ward	F	20:18	0-3	0-2	2-4	0	1	1	1	2	2	1	0	1	0	1	-2
20	Derek Fountain	F	35:24	6-9	2-3	12-15	3	4	7	2	9	26	2	0	0	4	1	-4
11	Justice Williams	G	28:07	2-8	0-2	0-0	0	2	2	1	0	4	4	2	0	0	0	2
44	Adam Miller	G	29:12	1-9	1-5	2-2	2	2	4	3	0	5	2	0	3	0	1	-5
1	Cam Hayes		27:55	4-14	3-10	4-4	1	7	8	4	2	15	1	2	0	1	2	-9
3	Justice Hill		14:28	2-8	1-3	0-0	0	1	1	1	0	5	1	0	0	0	0	-16
13	Jalen Reed		04:36	0-0	0-0	0-0	0	0	0	2	1	0	0	0	0	0	0	-6
34	Shawn Phillips Jr.		05:35	2-2	0-0	0-0	1	0	1	1	0	4	0	0	1	0	0	-8
Team							4	4	8			0		1				
Totals				19-62	7-27	24-31	13	27	40	16	18	69	11	8	7	8	5	-10

Technical Fouls::NONE

Shooting By Period		
1st FG%	10-36	27.8%
3PT%	4-18	22.2%
FT%	13-14	92.9%
2nd FG%	9-26	34.6%
3PT%	3-9	33.3%
FT%	11-17	64.7%
GM FG%	19-62	30.6%
3PT%	7-27	25.9%
FT%	24-31	77.4%

Dead Ball Rebounds: 6, 0

	ALA	LSU
Biggest lead	12 (2nd 7:20)	4 (1st 16:22)
Best Scoring Run	8(1st 11:13)	6(2nd 0:56)
Lead Changes	4	
Times Tied	2	
Time with Lead	35:07	02:42

Points from	ALA	LSU
Turnovers	3	7
Paint	24	22
Second Chance	4	6
Fast Breaks	7	5
Bench	31	24

Period by Period Scoring	1st	2nd	TOT
ALA	44	35	79
LSU	37	32	69

GAME 24: #3/3 ALABAMA VS. FLORIDA

Official Basketball Box Score - Final
Florida at Alabama
02/08/23 Coleman Coliseum, Tuscaloosa
2022-23 Men's Basketball

Game Time: 8:00 PM
Game Duration: 2:05
Attendance: 10,599

Officials: Don Daily, Bart Lenox, Jeb Hartness

Florida - 69 Record: 13-11 (6-5)

NO.	Name		Min	FG M-A	3P M-A	FT M-A	Rebounds OR	DR	TOT	Fouls PF	FD	TP	AS	TO	ST	Blocks BS	BA	+/-
12	Colin Castleton	F	34:04	9-18	0-0	11-14	4	6	10	1	9	29	2	2	0	2	3	-16
0	Myreon Jones	G	14:14	0-3	0-0	0-0	0	2	2	0	1	0	0	1	1	0	0	-11
5	Will Richard	G	30:59	3-9	2-5	3-3	1	1	2	2	4	11	1	1	1	0	2	-22
11	Kyle Lofton	G	33:56	0-7	0-2	2-4	0	4	4	1	2	2	6	0	2	0	0	-17
24	Riley Kugel	G	36:23	6-11	1-2	2-3	1	5	6	3	1	15	0	0	1	0	0	-21
2	Trey Bonham		07:08	1-1	0-0	0-0	0	0	0	1	0	2	0	0	0	0	0	-13
3	Alex Fudge		13:48	0-5	0-2	0-2	3	2	5	1	1	0	0	0	0	0	1	-17
14	Kowacie Reeves		20:42	1-5	1-3	3-4	1	3	4	3	2	6	0	3	2	1	1	-10
33	Jason Jitoboh		05:56	1-2	0-0	0-0	1	0	1	2	0	2	0	2	0	0	0	-12
4	Niels Lane		01:25	0-0	0-0	0-0	0	1	1	0	0	0	0	1	0	0	0	0
10	Denzel Aberdeen		01:25	1-2	0-0	0-1	0	0	0	0	1	2	0	0	0	0	0	-1
Team							2	4	6			0		0				
Totals				22-63	4-14	21-31	13	28	41	14	21	69	9	10	7	3	7	-28

Technical Fouls::NONE

Shooting By Period		
1st FG%	7-30	23.3%
3PT%	0-5	0.0%
FT%	9-14	64.3%
2nd FG%	15-33	45.5%
3PT%	4-9	44.4%
FT%	12-17	70.6%
GM FG%	22-63	34.9%
3PT%	4-14	28.6%
FT%	21-31	67.7%

Dead Ball Rebounds: 5, 0

Alabama - 97 Record: 21-3 (11-0)

NO.	Name		Min	FG M-A	3P M-A	FT M-A	Rebounds OR	DR	TOT	Fouls PF	FD	TP	AS	TO	ST	Blocks BS	BA	+/-
15	Noah Clowney	F	16:46	4-8	1-3	0-0	1	3	4	2	0	9	1	1	0	1	1	9
24	Brandon Miller	F	29:31	9-17	4-8	2-3	1	8	9	1	3	24	3	2	1	0	0	19
14	Charles Bediako	C	20:46	4-8	0-1	0-1	4	1	5	2	3	8	1	0	1	4	1	22
0	Jaden Bradley	G	17:21	2-2	0-0	4-4	1	3	4	3	2	8	5	1	0	0	0	19
1	Mark Sears	G	30:09	7-9	4-6	1-2	0	2	2	0	1	19	1	2	0	0	0	30
3	Rylan Griffen		16:12	2-5	1-4	0-0	0	2	2	2	0	5	0	0	1	0	0	19
5	Jahvon Quinerly		20:29	3-8	3-5	2-2	0	3	3	1	1	11	5	0	1	0	0	10
25	Nimari Burnett		15:26	1-6	1-5	0-0	0	2	2	2	0	3	0	0	0	0	1	8
10	Dom Welch		14:53	1-3	0-0	1-1	1	3	4	2	1	3	0	0	0	0	0	2
23	Nick Pringle		11:57	2-3	0-0	0-2	1	3	4	4	3	4	1	1	3	2	0	-1
12	Delaney Heard		02:10	1-1	1-1	0-0	0	0	0	0	0	3	0	1	0	0	0	1
30	Adam Cottrell		02:10	0-0	0-0	0-0	0	1	1	2	0	0	0	0	0	0	0	1
34	Jaden Quinerly		02:10	0-3	0-1	0-0	1	0	1	0	0	0	1	0	1	0	0	1
Team							2	2	4			0		0				
Totals				36-73	15-34	10-15	12	33	45	21	14	97	18	8	8	7	3	28

Technical Fouls::NONE

Shooting By Period		
1st FG%	18-32	56.3%
3PT%	9-17	52.9%
FT%	7-8	87.5%
2nd FG%	18-41	43.9%
3PT%	6-17	35.3%
FT%	3-7	42.9%
GM FG%	36-73	49.3%
3PT%	15-34	44.1%
FT%	10-15	66.7%

Dead Ball Rebounds: 2, 0

	UF	BAMA
Biggest lead	0 (1st 20:00)	30 (2nd 4:20)
Best Scoring Run	6(2nd 15:11)	12(1st 10:17)
Lead Changes	0	
Times Tied	0	
Time with Lead	00:00	39:15

Points from	UF	BAMA
Turnovers	9	12
Paint	32	36
Second Chance	7	13
Fast Breaks	10	9
Bench	12	29

Period by Period Scoring	1st	2nd	TOT
UF	23	46	69
BAMA	52	45	97

2022-23 BOX SCORES

GAME 25: #3/3 ALABAMA AT AUBURN

Official Basketball Box Score - Final
Alabama at Auburn
02/11/23 Neville Arena, Auburn
2022-23 Men's Basketball

Game Time: 1:00 PM
Game Duration: 2:09
Attendance: 9,121

Officials: Terry Oglesby, Joe Lindsay, Owen Shortt

Alabama - 77 Record: 22-3 (12-0)

NO.	Name		Min	FG M-A	3P M-A	FT M-A	Rebounds OR	DR	TOT	Fouls PF	FD	TP	AS	TO	ST	Blocks BS	BA	+/-
15	Noah Clowney	F	24:18	2-3	0-1	2-2	1	6	7	3	1	6	1	1	1	0	0	-4
24	Brandon Miller	F	37:17	5-12	0-7	3-4	2	4	6	1	4	13	3	3	1	0	0	10
14	Charles Bediako	C	27:55	3-4	0-0	0-2	1	4	5	3	3	6	2	1	1	2	0	4
0	Jaden Bradley	G	21:38	5-6	0-0	2-6	0	1	1	2	4	12	2	0	1	0	0	-3
1	Mark Sears	G	33:22	5-7	2-3	3-4	0	6	6	3	3	15	3	4	3	0	1	4
5	Jahvon Quinerly		10:54	1-1	0-0	0-0	0	1	1	2	0	2	0	2	0	0	0	3
25	Nimari Burnett		16:59	2-7	1-5	0-1	2	1	3	2	2	5	2	1	0	0	0	14
4	Noah Gurley		02:48	0-1	0-0	0-0	0	0	0	0	0	0	0	0	0	0	0	-1
3	Rylan Griffen		20:40	5-7	3-5	3-4	0	2	2	0	2	16	1	0	0	2	1	13
23	Nick Pringle		04:09	1-1	0-0	0-0	0	2	2	0	1	2	0	0	0	1	0	0
Team							0	1	1			0		2				
Totals				29-49	6-21	13-23	6	28	34	16	20	77	14	14	7	5	2	8

Technical Fouls::NONE

Shooting By Period		
1st FG%	15-24	62.5%
3PT%	3-9	33.3%
FT%	4-6	66.7%
2nd FG%	14-25	56.0%
3PT%	3-12	25.0%
FT%	9-17	52.9%
GM FG%	29-49	59.2%
3PT%	6-21	28.6%
FT%	13-23	56.5%

Dead Ball Rebounds: 4, 1

Auburn - 69 Record: 17-8 (7-5)

NO.	Name		Min	FG M-A	3P M-A	FT M-A	Rebounds OR	DR	TOT	Fouls PF	FD	TP	AS	TO	ST	Blocks BS	BA	+/-
2	Jaylin Williams	F	28:23	5-8	3-6	3-4	0	0	0	4	4	16	0	1	2	0	0	0
4	Johni Broome	F	28:16	3-11	0-0	2-2	3	6	9	4	2	8	2	0	1	1	1	-4
1	Wendell Green Jr.	G	32:44	7-19	4-9	6-8	2	1	3	1	3	24	2	2	2	0	3	-2
12	Zep Jasper	G	13:53	0-2	0-2	0-0	0	0	0	1	0	0	0	0	0	0	0	-1
22	Allen Flanigan	G	30:07	1-9	0-2	5-6	2	4	6	4	4	7	0	1	1	0	0	-12
0	K.D. Johnson		26:07	3-9	0-3	6-6	2	5	7	2	3	12	3	0	2	0	1	-7
44	Dylan Cardwell		11:44	1-1	0-0	0-0	3	0	3	0	0	2	2	2	0	0	0	-4
5	Chris Moore		12:07	0-1	0-1	0-0	1	0	1	1	0	0	0	3	0	1	0	-8
24	Lior Berman		09:23	0-1	0-1	0-0	0	0	0	2	0	0	1	0	1	0	0	4
3	Tre Donaldson		07:16	0-1	0-0	0-0	0	2	2	1	0	0	1	1	0	0	0	-6
Team							3	2	5			0		1				
Totals				20-62	7-24	22-26	16	20	36	20	16	69	11	11	9	2	5	-8

Technical Fouls::NONE

Shooting By Period		
1st FG%	10-27	37.0%
3PT%	5-13	38.5%
FT%	12-14	85.7%
2nd FG%	10-35	28.6%
3PT%	2-11	18.2%
FT%	10-12	83.3%
GM FG%	20-62	32.3%
3PT%	7-24	29.2%
FT%	22-26	84.6%

Dead Ball Rebounds: 1, 0

	ALA	AUB
Biggest lead	10 (2nd 0:08)	8 (1st 12:42)
Best Scoring Run	8(1st 0:54)	6(1st 14:55)
Lead Changes	13	
Times Tied	7	
Time with Lead	10:11	24:55

Points from	ALA	AUB
Turnovers	9	17
Paint	44	20
Second Chance	7	8
Fast Breaks	14	7
Bench	25	14

Period by Period Scoring	1st	2nd	TOT
ALA	37	40	77
AUB	37	32	69

GAME 26: #1/1 ALABAMA AT TENNESSEE

Official Basketball Box Score - Final
Alabama at Tennessee
02/15/23 Thompson-Boling Arena, Knoxville, Tennessee
2022-23 Tennessee Men's Basketball

Game Time: 7:03 PM
Game Duration: 2:12
Attendance: 21,678

Officials: Steven Anderson, Michael Roberts, Courtney Green

Alabama - 59 Record: 22-4 (12-1)

NO.	Name		Min	FG M-A	3P M-A	FT M-A	Rebounds OR	DR	TOT	Fouls PF	FD	TP	AS	TO	ST	Blocks BS	BA	+/-
15	Noah Clowney	F	31:03	2-9	1-4	2-2	2	9	11	0	1	7	0	1	0	0	1	-5
24	Brandon Miller	F	33:40	4-11	3-8	4-4	1	9	10	5	3	15	0	1	1	1	0	-2
14	Charles Bediako	C	16:53	2-3	0-0	0-0	2	3	5	1	1	4	0	3	0	2	0	-10
0	Jaden Bradley	G	27:19	2-6	0-0	10-14	1	1	2	1	8	14	4	2	2	0	0	-13
1	Mark Sears	G	23:49	1-6	0-3	0-0	0	1	1	3	2	2	3	3	0	0	1	-13
5	Jahvon Quinerly		16:57	1-5	1-2	0-0	0	3	3	2	1	3	3	6	0	0	1	3
3	Rylan Griffen		10:56	0-1	0-1	0-0	0	0	0	0	1	0	0	1	0	0	0	-3
4	Noah Gurley		10:10	1-2	1-2	0-0	0	1	1	3	0	3	1	1	0	0	0	-1
23	Nick Pringle		08:10	0-0	0-0	0-0	1	3	4	0	1	0	0	0	0	1	0	1
25	Nimari Burnett		17:38	4-5	3-4	0-0	0	2	2	5	0	11	0	1	0	0	0	-3
10	Dom Welch		03:24	0-0	0-0	0-0	0	1	1	1	0	0	0	0	0	0	0	1
30	Adam Cottrell		00:01	0-0	0-0	0-0	0	0	0	0	0	0	0	0	0	0	0	0
Team							1	2	3			0		0				
Totals				17-48	9-24	16-20	8	35	43	21	18	59	11	19	3	4	3	-9

Technical Fouls::NONE

Shooting By Period		
1st FG%	9-21	42.9%
3PT%	3-10	30.0%
FT%	8-11	72.7%
2nd FG%	8-27	29.6%
3PT%	6-14	42.9%
FT%	8-9	88.9%
GM FG%	17-48	35.4%
3PT%	9-24	37.5%
FT%	16-20	80.0%

Dead Ball Rebounds: 1, 0

Tennessee - 68 Record: 20-6 (9-4)

NO.	Name		Min	FG M-A	3P M-A	FT M-A	Rebounds OR	DR	TOT	Fouls PF	FD	TP	AS	TO	ST	Blocks BS	BA	+/-
0	Jonas Aidoo	F	26:53	6-11	0-0	0-0	4	7	11	4	0	12	0	2	1	3	0	8
13	Olivier Nkamhoua	F	23:29	3-12	0-4	3-5	1	3	4	1	5	9	1	0	0	0	2	7
5	Zakai Zeigler	G	35:47	4-11	3-9	4-6	0	0	0	3	4	15	8	0	2	0	0	8
15	Jahmai Mashack	G	27:18	0-4	0-1	0-0	1	2	3	3	2	0	2	2	3	0	1	9
25	Santiago Vescovi	G	33:52	4-10	3-6	4-5	0	8	8	2	5	15	1	0	3	0	1	8
4	Tyreke Key		27:29	1-9	0-3	3-4	0	2	2	2	2	5	2	1	0	0	0	4
11	Tobe Awaka		12:05	1-2	0-0	0-2	0	1	1	0	1	2	0	0	1	0	0	0
33	Uros Plavsic		13:07	4-4	0-0	2-3	3	1	4	3	2	10	2	2	1	0	0	1
Team							4	2	6			0		1				
Totals				23-63	6-23	16-25	13	26	39	18	21	68	16	8	11	3	4	9

Technical Fouls::NONE

Shooting By Period		
1st FG%	11-37	29.7%
3PT%	4-13	30.8%
FT%	3-7	42.9%
2nd FG%	12-26	46.2%
3PT%	2-10	20.0%
FT%	13-18	72.2%
GM FG%	23-63	36.5%
3PT%	6-23	26.1%
FT%	16-25	64.0%

Dead Ball Rebounds: 1, 0

	TIDE	TENN
Biggest lead	1 (1st 13:44)	9 (2nd 5:20)
Best Scoring Run	6(1st 2:16)	7(1st 4:11)
Lead Changes	2	
Times Tied	3	
Time with Lead	01:25	36:01

Points from	TIDE	TENN
Turnovers	2	26
Paint	12	28
Second Chance	4	14
Fast Breaks	5	2
Bench	17	17

Period by Period Scoring	1st	2nd	TOT
TIDE	29	30	59
TENN	29	39	68

GAME 27: #1/1 ALABAMA VS. GEORGIA

Official Basketball Box Score - Final
Georgia at Alabama
02/18/23 Coleman Coliseum, Tuscaloosa
2022-23 Men's Basketball

Game Time: 5:00 PM
Game Duration: 2:03
Attendance: 13,474

Officials: Chuck Jones, Bart Lenox, Patrick Evans

Georgia - 59 Record: 16-11 (6-8)

NO.	Name		Min	FG M-A	3P M-A	FT M-A	Rebounds OR	DR	TOT	Fouls PF	FD	TP	AS	TO	ST	Blocks BS	BA	+/-
12	Matthew-Alexander Moncrieffe	F	20:08	1-4	0-0	0-7	2	2	4	2	4	2	0	1	0	0	2	-23
23	Braelen Bridges	C	22:46	3-6	0-0	4-7	3	5	8	3	4	10	0	2	0	0	1	-39
3	Kario Oquendo	G	19:11	3-7	2-3	1-1	0	1	1	3	1	9	0	1	0	0	1	-22
4	Jusaun Holt	G	22:05	2-4	0-2	2-3	0	0	0	4	2	6	1	0	4	0	0	-33
11	Justin Hill	G	30:03	6-11	2-2	3-6	2	0	2	1	4	17	2	1	0	0	2	-35
0	Terry Roberts		31:36	5-13	0-2	1-2	0	5	5	2	3	11	4	1	2	0	0	-42
5	Frank Anselem		09:00	1-2	0-0	0-0	0	1	1	1	0	2	0	2	0	0	0	-10
1	Jabri Abdur-Rahim		11:36	0-6	0-4	0-0	0	1	1	0	0	0	0	0	0	0	0	-13
13	Mardrez McBride		15:10	0-2	0-0	0-0	0	0	0	2	0	0	1	0	1	0	0	-12
10	Jaxon Etter		18:25	0-1	0-0	2-4	0	2	2	1	5	2	0	0	1	0	0	-16
Team							2	0	2			0		0				
Totals				21-56	4-13	13-30	9	17	26	19	23	59	8	8	8	0	6	-49

Technical Fouls::NONE

Shooting By Period		
1st FG%	9-30	30.0%
3PT%	1-8	12.5%
FT%	6-12	50%
2nd FG%	12-26	46.2%
3PT%	3-5	60.0%
FT%	7-18	38.9%
GM FG%	21-56	37.5%
3PT%	4-13	30.8%
FT%	13-30	43.3%

Dead Ball Rebounds: 6, 0

Alabama - 108 Record: 23-4 (13-1)

NO.	Name		Min	FG M-A	3P M-A	FT M-A	Rebounds OR	DR	TOT	Fouls PF	FD	TP	AS	TO	ST	Blocks BS	BA	+/-
15	Noah Clowney	F	17:17	4-6	2-4	2-2	1	4	5	2	1	12	2	1	1	1	0	33
24	Brandon Miller	F	20:44	7-10	3-5	4-4	0	3	3	1	3	21	1	1	0	2	0	36
14	Charles Bediako	C	13:36	2-3	0-1	2-2	4	2	6	0	1	6	1	1	0	2	0	32
0	Jaden Bradley	G	14:14	0-1	0-1	0-2	0	2	2	0	1	0	7	0	0	0	0	33
1	Mark Sears	G	18:55	6-10	5-8	0-0	0	1	1	2	1	17	3	1	1	0	0	39
5	Jahvon Quinerly		19:21	1-3	1-3	0-0	0	2	2	0	0	3	6	3	0	0	0	12
23	Nick Pringle		20:45	9-12	0-0	1-5	1	11	12	3	7	19	1	1	1	1	0	14
25	Nimari Burnett		19:14	3-6	0-3	0-0	0	4	4	2	1	6	0	1	0	0	0	11
3	Rylan Griffen		19:53	3-6	3-6	4-6	1	1	2	2	3	13	4	0	0	0	0	12
10	Dom Welch		15:07	3-3	1-1	1-1	2	1	3	2	1	8	0	1	1	0	0	15
4	Noah Gurley		08:47	0-0	0-0	0-0	0	3	3	3	0	0	0	0	0	0	0	4
30	Adam Cottrell		04:37	1-2	1-2	0-0	0	0	0	2	0	3	0	1	0	0	0	4
12	Delaney Heard		03:45	0-0	0-0	0-0	1	1	2	2	0	0	0	0	0	0	0	0
34	Jaden Quinerly		03:45	0-1	0-0	0-0	1	0	1	2	0	0	1	0	0	0	0	0
Team							1	2	3			0		0				
Totals				39-63	16-34	14-22	12	37	49	23	19	108	26	11	4	6	0	49

Technical Fouls::NONE

Shooting By Period		
1st FG%	20-31	64.5%
3PT%	10-18	55.6%
FT%	4-8	50%
2nd FG%	19-32	59.4%
3PT%	6-16	37.5%
FT%	10-14	71.4%
GM FG%	39-63	61.9%
3PT%	16-34	47.1%
FT%	14-22	63.6%

Dead Ball Rebounds: 3, 0

	UGA	BAMA
Biggest lead	0 (1st 20:00)	50 (2nd 3:45)
Best Scoring Run	5(2nd 2:36)	12(1st 13:32)
Lead Changes	0	
Times Tied	0	
Time with Lead	00:00	39:44

Points from	UGA	BAMA
Turnovers	12	11
Paint	28	44
Second Chance	6	20
Fast Breaks	8	12
Bench	15	52

Period by Period Scoring	1st	2nd	TOT
UGA	25	34	59
BAMA	54	54	108

GAME 28: #2/2 ALABAMA AT SOUTH CAROLINA

Official Basketball Box Score - Final
No. 2/2 Alabama at South Carolina
02/22/23 Colonial Life Arena, Columbia
2022-23 Men's Basketball

Game Time: 9:00 PM
Game Duration: 2:25
Attendance: 11,242

Officials: Tony Greene, Doug Shows, Jeb Hartness

No. 2/2 Alabama - 78 Record: 24-4 (14-1)

NO.	Name		Min	FG M-A	3P M-A	FT M-A	Rebounds OR	DR	TOT	Fouls PF	FD	TP	AS	TO	ST	Blocks BS	BA	+/-
15	Noah Clowney	F	27:03	2-5	0-2	4-6	2	6	8	4	5	8	0	2	0	1	1	-6
24	Brandon Miller	F	42:41	14-25	6-13	7-8	1	7	8	3	5	41	1	1	3	2	0	9
14	Charles Bediako	C	32:54	4-4	0-0	2-4	3	6	9	3	2	10	0	0	1	2	0	17
0	Jaden Bradley	G	34:48	2-9	0-1	2-4	1	3	4	3	3	6	3	1	0	0	2	0
1	Mark Sears	G	35:26	3-7	1-4	1-2	1	2	3	3	4	8	2	1	0	0	0	2
4	Noah Gurley		04:33	0-1	0-1	0-0	0	0	0	0	0	0	0	0	0	0	0	-2
5	Jahvon Quinerly		11:57	1-5	0-2	0-0	0	2	2	1	0	2	2	0	1	0	0	-1
23	Nick Pringle		05:29	1-1	0-0	1-1	1	1	2	0	1	3	0	3	0	0	0	-2
25	Nimari Burnett		19:04	0-5	0-4	0-0	1	2	3	0	1	0	2	2	1	0	0	10
3	Rylan Griffen		07:40	0-0	0-0	0-0	0	0	0	0	0	0	0	1	0	0	0	-8
10	Dom Welch		03:25	0-0	0-0	0-0	0	0	0	0	0	0	0	0	0	0	0	-9
Team							1	0	1			0		1				
Totals				27-62	7-27	17-25	11	29	40	17	21	78	10	12	6	5	3	2

Technical Fouls::NONE

Shooting By Period		
1st FG%	10-25	40.0%
3PT%	3-11	27.3%
FT%	8-12	66.7%
2nd FG%	12-29	41.4%
3PT%	4-16	25.0%
FT%	9-13	69.2%
:OT FG%	5-8	62.5%
3PT%	0-0	0.0%
FT%	0-0	0%
GM FG%	27-62	43.5%
3PT%	7-27	25.9%
FT%	17-25	68.0%

Dead Ball Rebounds: 8, 1

South Carolina - 76 Record: 10-18 (3-12)

NO.	Name		Min	FG M-A	3P M-A	FT M-A	Rebounds OR	DR	TOT	Fouls PF	FD	TP	AS	TO	ST	Blocks BS	BA	+/-
10	Hayden Brown	F	31:07	2-5	0-1	0-2	1	1	2	5	5	4	0	2	0	0	2	-5
23	Gregory "GG" Jackson II	F	42:28	8-20	2-6	1-2	0	3	3	0	1	19	1	5	1	2	2	-5
33	Josh Gray	C	29:47	3-5	0-0	2-5	2	4	6	4	4	8	0	2	0	1	0	-4
1	Jacobi Wright	G	37:16	7-10	0-1	4-4	0	2	2	3	4	18	1	0	0	0	0	0
5	Meechie Johnson	G	43:03	7-18	4-9	0-0	0	5	5	4	1	18	4	1	1	0	1	-6
31	Benjamin Bosmans-Verdonk		09:52	0-0	0-0	0-0	1	0	1	4	0	0	0	0	0	0	0	-2
12	Zachary Davis		25:55	2-3	2-3	0-0	0	5	5	1	1	6	1	0	3	0	0	10
14	Eli Sparkman		05:32	1-1	1-1	0-0	0	1	1	0	1	3	0	0	0	0	0	2
Team							1	1	2			0		1				
Totals				30-62	9-21	7-13	5	22	27	21	17	76	7	11	5	3	5	-2

Technical Fouls::NONE

Shooting By Period		
1st FG%	15-27	55.6%
3PT%	5-10	50.0%
FT%	0-4	0%
2nd FG%	12-30	40.0%
3PT%	4-10	40.0%
FT%	5-6	83.3%
:OT FG%	3-5	60.0%
3PT%	0-1	0.0%
FT%	2-3	66.7%
GM FG%	30-62	48.4%
3PT%	9-21	42.9%
FT%	7-13	53.8%

Dead Ball Rebounds: 3, 2

	ALA	USC
Biggest lead	7 (1st 13:51)	7 (1st 8:36)
Best Scoring Run	10(2nd 16:31)	9(1st 10:53)
Lead Changes	10	
Times Tied	12	
Time with Lead	19:18	18:31

Points from	ALA	USC
Turnovers	19	17
Paint	40	24
Second Chance	9	2
Fast Breaks	21	6
Bench	5	9

Period by Period Scoring	1st	2nd	OT1	TOT
ALA	31	37	10	78
USC	35	33	8	76

ALABAMA SEASON STATS

2022-23 Alabama Men's Basketball
Combined Team Statistics
All games

Page 1/1
as of Feb 23, 2023

Game Records

Record	Overall	Home	Away	Neutral
ALL GAMES	24-4	13-0	9-2	2-2
CONFERENCE	14-1	7-0	7-1	0-0
NON-CONFERENCE	10-3	6-0	2-1	2-2

Score by Periods

Team	1st	2nd	OT	TOT
Alabama	1077	1218	36	2331
Opponents	875	1014	32	1921

Team Box Score

No.	Player				Total		3-Point		F-Throw		Rebounds											
		GP-GS	MIN	AVG	FG-FGA	FG%	3FG-3FGA	3FG%	FT-FTA	FT%	OFF	DEF	TOT	AVG	PF	DQ	A	TO	BLK	STL	PTS	AVG
24	MILLER, Brandon	28-28	923:52	33.0	177-380	.466	88-204	.431	105-126	.833	48	177	225	8.0	62	1	53	49	24	26	547	19.5
1	SEARS, Mark	28-28	848:21	30.3	113-260	.435	59-150	.393	91-111	.820	14	86	100	3.6	41	0	79	58	3	37	376	13.4
15	CLOWNEY, Noah	27-27	673:51	25.0	90-187	.481	24-88	.273	59-92	.641	57	160	217	8.0	67	3	22	39	27	14	263	9.7
0	BRADLEY, Jaden	28-19	617:11	22.0	68-162	.420	6-21	.286	76-111	.685	11	68	79	2.8	55	0	98	55	3	16	218	7.8
3	GRIFFEN, Rylan	28-0	450:21	16.1	64-153	.418	37-104	.356	29-39	.744	22	53	75	2.7	25	0	17	21	4	16	194	6.9
5	QUINERLY, Jahvon	26-0	468:26	18.0	61-167	.365	29-84	.345	24-29	.828	4	43	47	1.8	38	1	90	54	0	13	175	6.7
25	BURNETT, Nimari	19-9	313:60	16.5	38-95	.400	22-66	.333	27-36	.750	16	28	44	2.3	40	1	15	20	3	6	125	6.6
14	BEDIAKO, Charles	28-28	572:55	20.5	72-116	.621	0-6	.000	16-42	.381	69	84	153	5.5	84	3	17	26	47	15	160	5.7
4	GURLEY, Noah	27-1	407:26	15.1	49-110	.445	17-62	.274	18-24	.750	24	63	87	3.2	39	0	15	26	12	9	133	4.9
23	PRINGLE, Nick	27-0	207:03	7.7	34-39	.872	0-0	.000	17-35	.486	26	47	73	2.7	41	0	7	12	14	8	85	3.1
10	WELCH, Dom	14-0	143:09	10.2	8-34	.235	4-23	.174	6-8	.750	6	21	27	1.9	12	0	5	7	4	3	26	1.9
2	MILES, Darius	6-0	39:13	6.5	2-6	.333	1-3	.333	4-4	1.000	2	7	9	1.5	5	0	3	9	1	1	9	1.5
12	HEARD, Delaney	10-0	17:52	1.8	3-6	.500	2-3	.667	2-2	1.000	2	2	4	0.4	4	0	0	2	0	0	10	1.0
30	COTTRELL, Adam	11-0	18:45	1.7	3-7	.429	2-6	.333	0-0	.000	0	2	2	0.2	6	0	0	1	0	1	8	0.7
34	QUINERLY, Jaden	10-0	17:52	1.8	0-8	.000	0-3	.000	2-4	.500	3	1	4	0.4	2	0	3	2	0	3	2	0.2
31	SCHARNOWSKI, Max	3-0	04:43	1.6	0-0	.000	0-0	.000	0-0	.000	1	1	2	0.7	2	0	0	0	0	0	0	0.0
Team											43	52	95					13				
Total		**28**	**5725**		**782-1730**	**.452**	**291-823**	**.354**	**476-663**	**.718**	**348**	**895**	**1243**	**44.4**	**523**	**9**	**424**	**394**	**142**	**168**	**2331**	**83.3**
Opponents		**28**	**5725**		**678-1813**	**.374**	**154-571**	**.270**	**411-589**	**.698**	**337**	**705**	**1042**	**37.2**	**569**	**12**	**293**	**330**	**106**	**202**	**1921**	**68.6**

Team Statistics

	BAMA	OPP
Scoring	**2331**	**1921**
Points per game	83.3	68.6
Scoring margin	+14.6	-
Field goals-att	**782-1730**	**678-1813**
Field goal pct	.452	.374
3 point fg-att	**291-823**	**154-571**
3-point FG pct	.354	.270
3-pt FG made per game	10.4	5.5
Free throws-att	**476-663**	**411-589**
Free throw pct	.718	.698
F-Throws made per game	17.0	14.7
Rebounds	**1243**	**1042**
Rebounds per game	44.4	37.2
Rebounding margin	+7.2	-
Assists	**424**	**293**
Assists per game	15.1	10.5
Turnovers	**394**	**330**
Turnovers per game	14.1	11.8
Turnover margin	-2.3	-
Assist/turnover ratio	1.1	0.9
Steals	**168**	**202**
Steals per game	6.0	7.2
Blocks	**142**	**106**
Blocks per game	5.1	3.8
Winning streak	**2**	**-**
Home win streak	13	-
Attendance	**137564**	**132534**
Home games-Avg/Game	13-10582	11-12049
Neutral site-Avg/Game	-	4-6742

Team Results

Date	Opponent		Score	Att.
11/07/2022	Longwood	W	75-54	10472
11/11/2022	Liberty	W	95-59	10270
11/15/2022	at South Alabama	W	65-55	7673
11/18/2022	Jacksonville St.	W	104-62	9018
11/24/2022	vs Michigan St.	W	81-70	5598
11/25/2022	vs UConn	L	67-82	3603
11/27/2022	vs North Carolina	Wot4	103-101	1921
12/03/2022	South Dakota St.	W	78-65	9086
12/10/2022	at Houston	W	71-65	7718
12/13/2022	Memphis	W	91-88	9195
12/17/2022	vs Gonzaga	L	90-100	15847
12/20/2022	Jackson St.	W	84-64	8803
12/28/2022	at Mississippi St.	W	78-67	9803
01/03/2023	Ole Miss	W	84-62	8505
01/07/2023	Kentucky	W	78-52	13474
01/11/2023	at Arkansas	W	84-69	19200
01/14/2023	LSU	W	106-66	13474
01/17/2023	at Vanderbilt	W	78-66	10517
01/21/2023	at Missouri	W	85-64	15061
01/25/2023	Mississippi St.	W	66-63	11681
01/28/2023	at Oklahoma	L	69-93	10869
01/31/2023	Vanderbilt	W	101-44	9513
02/04/2023	at LSU	W	79-69	9652
02/08/2023	Florida	W	97-69	10599
02/11/2023	at Auburn	W	77-69	9121
02/15/2023	at Tennessee	L	59-68	21678
02/18/2023	Georgia	W	108-59	13474
02/22/2023	at South Carolina	Wot	78-76	11242

ALABAMA CONFERENCE STATS

2022-23 Alabama Men's Basketball
Combined Team Statistics
In Conference games

as of Feb 23, 2023

Game Records

Record	Overall	Home	Away	Neutral
ALL GAMES	14-1	7-0	7-1	0-0
CONFERENCE	14-1	7-0	7-1	0-0
NON-CONFERENCE	0-0	0-0	0-0	0-0

Score by Periods

Team	1st	2nd	OT	TOT
Alabama	598	650	10	1258
Opponents	423	532	8	963

Team Box Score

No.	Player				Total		3-Point		F-Throw		Rebounds											
		GP-GS	MIN	AVG	FG-FGA	FG%	3FG-3FGA	3FG%	FT-FTA	FT%	OFF	DEF	TOT	AVG	PF	DQ	A	TO	BLK	STL	PTS	AVG
24	MILLER, Brandon	15-15	484:25	32.3	104-200	.520	49-114	.430	48-58	.828	16	98	114	7.6	33	1	26	18	13	15	305	20.3
1	SEARS, Mark	15-15	444:18	29.6	58-132	.439	29-77	.377	52-60	.867	7	46	53	3.5	26	0	44	28	1	28	197	13.1
15	CLOWNEY, Noah	15-15	383:24	25.6	49-103	.476	14-48	.292	36-50	.720	26	86	112	7.5	35	1	12	16	11	6	148	9.9
0	BRADLEY, Jaden	15-15	328:21	21.9	32-83	.386	3-11	.273	44-66	.667	4	38	42	2.8	26	0	55	28	2	8	111	7.4
3	GRIFFEN, Rylan	15-0	233:27	15.6	35-77	.455	24-58	.414	12-16	.750	6	28	34	2.3	10	0	14	10	2	7	106	7.1
5	QUINERLY, Jahvon	15-0	261:03	17.4	34-84	.405	20-48	.417	14-15	.933	2	23	25	1.7	20	0	48	26	0	6	102	6.8
25	BURNETT, Nimari	9-0	131:34	14.6	19-49	.388	12-36	.333	4-5	.800	8	15	23	2.6	17	1	8	5	0	2	54	6.0
14	BEDIAKO, Charles	15-15	309:39	20.6	41-70	.586	0-5	.000	5-15	.333	28	41	69	4.6	46	2	10	14	24	9	87	5.8
23	PRINGLE, Nick	14-0	121:10	8.7	24-28	.857	0-0	.000	12-25	.480	14	28	42	3.0	21	0	4	7	8	4	60	4.3
4	GURLEY, Noah	14-0	157:51	11.3	17-37	.459	7-23	.304	9-12	.750	13	27	40	2.9	19	0	4	8	6	3	50	3.6
10	WELCH, Dom	13-0	132:05	10.2	8-32	.250	4-23	.174	6-8	.750	6	20	26	2.0	12	0	5	6	3	2	26	2.0
12	HEARD, Delaney	6-0	12:17	2.0	2-3	.667	2-3	.667	0-0	.000	1	1	2	0.3	4	0	0	2	0	0	6	1.0
30	COTTRELL, Adam	7-0	13:10	1.9	2-3	.667	2-3	.667	0-0	.000	0	1	1	0.1	4	0	0	1	0	0	6	0.9
34	QUINERLY, Jaden	6-0	12:17	2.0	0-6	.000	0-2	.000	0-0	.000	2	0	2	0.3	2	0	3	0	0	2	0	0.0
	Team										22	30	52					9				
	Total	**15**	**3025**		**425-907**	**.469**	**166-451**	**.368**	**242-330**	**.733**	**155**	**482**	**637**	**42.5**	**275**	**5**	**233**	**178**	**70**	**92**	**1258**	**83.9**
	Opponents	**15**	**3025**		**331-950**	**.348**	**78-327**	**.239**	**223-331**	**.674**	**193**	**376**	**569**	**37.9**	**285**	**6**	**147**	**171**	**56**	**101**	**963**	**64.2**

Team Statistics

	BAMA	OPP
Scoring	**1258**	**963**
Points per game	83.9	64.2
Scoring margin	+19.7	-
Field goals-att	**425-907**	**331-950**
Field goal pct	.469	.348
3 point fg-att	**166-451**	**78-327**
3-point FG pct	.368	.239
3-pt FG made per game	11.1	5.2
Free throws-att	**242-330**	**223-331**
Free throw pct	.733	.674
F-Throws made per game	16.1	14.9
Rebounds	**637**	**569**
Rebounds per game	42.5	37.9
Rebounding margin	+4.5	-
Assists	**233**	**147**
Assists per game	15.5	9.8
Turnovers	**178**	**171**
Turnovers per game	11.9	11.4
Turnover margin	-0.5	-
Assist/turnover ratio	1.3	0.9
Steals	**92**	**101**
Steals per game	6.1	6.7
Blocks	**70**	**56**
Blocks per game	4.7	3.7
Winning streak	**2**	**-**
Home win streak	7	-
Attendance	**80720**	**106274**
Home games-Avg/Game	7-11531	8-13284
Neutral site-Avg/Game	-	0-0

Team Results

Date	Opponent		Score	Att.
12/28/2022	at Mississippi St.	W	78-67	9803
01/03/2023	Ole Miss	W	84-62	8505
01/07/2023	Kentucky	W	78-52	13474
01/11/2023	at Arkansas	W	84-69	19200
01/14/2023	LSU	W	106-66	13474
01/17/2023	at Vanderbilt	W	78-66	10517
01/21/2023	at Missouri	W	85-64	15061
01/25/2023	Mississippi St.	W	66-63	11681
01/31/2023	Vanderbilt	W	101-44	9513
02/04/2023	at LSU	W	79-69	9652
02/08/2023	Florida	W	97-69	10599
02/11/2023	at Auburn	W	77-69	9121
02/15/2023	at Tennessee	L	59-68	21678
02/18/2023	Georgia	W	108-59	13474
02/22/2023	at South Carolina	Wot	78-76	11242

ALABAMA BOX SCORES

2022-23 Alabama Men's Basketball
Season Box Score
All games

Page 1/1
as of Feb 23, 2023

Game Records

Record	Overall	Home	Away	Neutral
ALL GAMES	24-4	13-0	9-2	2-2
CONFERENCE	14-1	7-0	7-1	0-0
NON-CONFERENCE	10-3	6-0	2-1	2-2

Team Box Score

No.	Player				Total		3-Point		F-Throw		Rebounds											
		GP-GS	MIN	AVG	FG-FGA	FG%	3FG-3FGA	3FG%	FT-FTA	FT%	OFF	DEF	TOT	AVG	PF	DQ	A	TO	BLK	STL	PTS	AVG
24	MILLER, Brandon	28-28	923:52	33.0	177-380	.466	88-204	.431	105-126	.833	48	177	225	8.0	62	1	53	49	24	26	547	19.5
1	SEARS, Mark	28-28	848:21	30.3	113-260	.435	59-150	.393	91-111	.820	14	86	100	3.6	41	0	79	58	3	37	376	13.4
15	CLOWNEY, Noah	27-27	673:51	25.0	90-187	.481	24-88	.273	59-92	.641	57	160	217	8.0	67	3	22	39	27	14	263	9.7
0	BRADLEY, Jaden	28-19	617:11	22.0	68-162	.420	6-21	.286	76-111	.685	11	68	79	2.8	55	0	98	55	3	16	218	7.8
3	GRIFFEN, Rylan	28-0	450:21	16.1	64-153	.418	37-104	.356	29-39	.744	22	53	75	2.7	25	0	17	21	4	16	194	6.9
5	QUINERLY, Jahvon	26-0	468:26	18.0	61-167	.365	29-84	.345	24-29	.828	4	43	47	1.8	38	1	90	54	0	13	175	6.7
25	BURNETT, Nimari	19-9	313:60	16.5	38-95	.400	22-66	.333	27-36	.750	16	28	44	2.3	40	1	15	20	3	6	125	6.6
14	BEDIAKO, Charles	28-28	572:55	20.5	72-116	.621	0-6	.000	16-42	.381	69	84	153	5.5	84	3	17	26	47	15	160	5.7
4	GURLEY, Noah	27-1	407:26	15.1	49-110	.445	17-62	.274	18-24	.750	24	63	87	3.2	39	0	15	26	12	9	133	4.9
23	PRINGLE, Nick	27-0	207:03	7.7	34-39	.872	0-0	.000	17-35	.486	26	47	73	2.7	41	0	7	12	14	8	85	3.1
10	WELCH, Dom	14-0	143:09	10.2	8-34	.235	4-23	.174	6-8	.750	6	21	27	1.9	12	0	5	7	4	3	26	1.9
2	MILES, Darius	6-0	39:13	6.5	2-6	.333	1-3	.333	4-4	1.000	2	7	9	1.5	5	0	3	9	1	1	9	1.5
12	HEARD, Delaney	10-0	17:52	1.8	3-6	.500	2-3	.667	2-2	1.000	2	2	4	0.4	4	0	0	2	0	0	10	1.0
30	COTTRELL, Adam	11-0	18:45	1.7	3-7	.429	2-6	.333	0-0	.000	0	2	2	0.2	6	0	0	1	0	1	8	0.7
34	QUINERLY, Jaden	10-0	17:52	1.8	0-8	.000	0-3	.000	2-4	.500	3	1	4	0.4	2	0	3	2	0	3	2	0.2
31	SCHARNOWSKI, Max	3-0	04:43	1.6	0-0	.000	0-0	.000	0-0	.000	1	1	2	0.7	2	0	0	0	0	0	0	0.0
Team											43	52	95					13				
Total		**28**	**5725**		**782-1730**	**.452**	**291-823**	**.354**	**476-663**	**.718**	**348**	**895**	**1243**	**44.4**	**523**	**9**	**424**	**394**	**142**	**168**	**2331**	**83.3**
Opponents		**28**	**5725**		**678-1813**	**.374**	**154-571**	**.270**	**411-589**	**.698**	**337**	**705**	**1042**	**37.2**	**569**	**12**	**293**	**330**	**106**	**202**	**1921**	**68.6**

Score by Periods

Team	1st	2nd	OT	TOT
Alabama	1077	1218	36	2331
Opponents	875	1014	32	1921

ALABAMA GAME-BY-GAME COMPARISON

2022-23 Alabama Men's Basketball
Team Game-by-Game
All games

Page 1/1
as of Feb 23, 2023

				Total		3-Pointers		Free throws		Rebounds										
Opponent	**Date**	**Score**		**FG-FGA**	**PCT**	**3FG-3FGA**	**PCT**	**FT-FTA**	**PCT**	**OFF**	**DEF**	**TOT**	**AVG**	**PF**	**A**	**TO**	**BLK**	**STL**	**PTS**	**AVG**
Longwood	11/07/2022	75-54	W	27-69	.391	3-28	.107	18-26	.692	22	45	67	67.0	18	10	19	9	6	75	75.0
Liberty	11/11/2022	95-59	W	27-52	.519	10-22	.455	31-38	.816	12	33	45	56.0	23	14	15	6	8	95	85.0
at South Alabama	11/15/2022	65-55	W	22-68	.324	10-35	.286	11-20	.550	25	38	63	58.3	18	11	21	9	4	65	78.3
Jacksonville St.	11/18/2022	104-62	W	34-66	.515	21-46	.457	15-21	.714	19	30	49	56.0	20	23	13	5	6	104	84.8
vs Michigan St.	11/24/2022	81-70	W	28-63	.444	8-23	.348	17-24	.708	11	29	40	52.8	20	19	10	5	6	81	84.0
vs UConn	11/25/2022	67-82	L	21-50	.420	6-16	.375	19-25	.760	9	26	35	49.8	23	10	21	6	4	67	81.2
vs North Carolina	11/27/2022	103-101	Wot4	37-90	.411	16-38	.421	13-21	.619	21	37	58	51.0	22	21	22	6	6	103	84.3
South Dakota St.	12/03/2022	78-65	W	27-68	.397	13-40	.325	11-15	.733	15	30	45	50.3	14	20	10	5	5	78	83.5
at Houston	12/10/2022	71-65	W	22-54	.407	7-23	.304	20-32	.625	12	32	44	49.6	20	9	15	3	6	71	82.1
Memphis	12/13/2022	91-88	W	26-54	.481	10-27	.370	29-40	.725	10	32	42	48.8	19	17	19	7	4	91	83.0
vs Gonzaga	12/17/2022	90-100	L	31-60	.517	8-25	.320	20-24	.833	9	28	37	47.7	19	11	21	3	3	90	83.6
Jackson St.	12/20/2022	84-64	W	30-63	.476	7-27	.259	17-26	.654	13	33	46	47.6	12	20	17	6	11	84	83.7
at Mississippi St.	12/28/2022	78-67	W	26-57	.456	12-32	.375	14-18	.778	8	33	41	47.1	25	17	19	4	6	78	83.2
Ole Miss	01/03/2023	84-62	W	29-63	.460	9-20	.450	17-25	.680	9	30	39	46.5	15	13	7	5	7	84	83.3
Kentucky	01/07/2023	78-52	W	26-54	.481	8-22	.364	18-26	.692	8	33	41	46.1	13	13	9	6	9	78	82.9
at Arkansas	01/11/2023	84-69	W	25-54	.463	9-20	.450	25-36	.694	8	29	37	45.6	22	11	13	5	8	84	83.0
LSU	01/14/2023	106-66	W	35-76	.461	20-54	.370	16-20	.800	20	32	52	45.9	21	19	8	7	7	106	84.4
at Vanderbilt	01/17/2023	78-66	W	28-64	.438	8-30	.267	14-17	.824	11	36	47	46.0	19	10	14	4	3	78	84.0
at Missouri	01/21/2023	85-64	W	25-68	.368	10-35	.286	25-32	.781	16	37	53	46.4	17	12	11	1	5	85	84.1
Mississippi St.	01/25/2023	66-63	W	21-57	.368	5-28	.179	19-22	.864	12	24	36	45.9	15	11	12	3	5	66	83.2
at Oklahoma	01/28/2023	69-93	L	25-66	.379	6-22	.273	13-21	.619	15	20	35	45.3	20	6	13	2	7	69	82.5
Vanderbilt	01/31/2023	101-44	W	36-61	.590	19-41	.463	10-14	.714	10	35	45	45.3	12	29	12	3	10	101	83.3
at LSU	02/04/2023	79-69	W	26-58	.448	13-29	.448	14-15	.933	4	31	35	44.9	18	19	9	5	4	79	83.1
Florida	02/08/2023	97-69	W	36-73	.493	15-34	.441	10-15	.667	12	33	45	44.9	21	18	8	7	8	97	83.7
at Auburn	02/11/2023	77-69	W	29-49	.592	6-21	.286	13-23	.565	6	28	34	44.4	16	14	14	5	7	77	83.4
at Tennessee	02/15/2023	59-68	L	17-48	.354	9-24	.375	16-20	.800	8	35	43	44.4	21	11	19	4	3	59	82.5
Georgia	02/18/2023	108-59	W	39-63	.619	16-34	.471	14-22	.636	12	37	49	44.6	23	26	11	6	4	108	83.4
at South Carolina	02/22/2023	78-76	Wot	27-62	.435	7-27	.259	17-25	.680	11	29	40	44.4	17	10	12	5	6	78	83.3
Total		**2331**		**782-1730**	**.452**	**291-823**	**.354**	**476-663**	**.718**	**348**	**895**	**1243**	**44.4**	**523**	**424**	**394**	**142**	**168**	**2331**	**83.3**
Opponents		1921		678-1813	.374	154-571	.270	411-589	.698	337	705	1042	37.2	569	293	330	106	202	1921	68.6

Alabama Averages

Games Played	Points/ game	FG Pct	3FG Pct	FT Pct	Rebounds/ game	Assists/ game	Turnovers/ game	Assist/Turnover ratio	Steals/ game	Blocks/ game
28	83.3	45.2	35.4	71.8	44.4	15.1	14.1	1.1	6.0	5.1

ALABAMA GAME HIGHS - INDIVIDUAL

2022-23 Alabama Men's Basketball
Player Highs Analysis
All games

Alabama - Individual Game Highs

POINTS	41		Brandon Miller at South Carolina (02/22/2023)
	36		Brandon Miller vs Gonzaga (N) (12/17/2022)
	31		Brandon Miller vs LSU (01/14/2023)
	30		Brandon Miller at Vanderbilt (01/17/2023)
	28		Brandon Miller vs Jacksonville St. (11/18/2022)
FIELD GOALS MADE	14		Brandon Miller at South Carolina (02/22/2023)
	12		Brandon Miller vs Gonzaga (N) (12/17/2022)
FIELD GOAL ATTEMPTS	26		Jahvon Quinerly vs North Carolina (N) (11/27/2022)
	25		Brandon Miller at South Carolina (02/22/2023)
FIELD GOAL PERCENTAGE (min 5 made)	1.000	(5-5)	Charles Bediako vs Vanderbilt (01/31/2023)
	1.000	(5-5)	Nick Pringle vs Jackson St. (12/20/2022)
3 PT FG MADE	7		Brandon Miller vs LSU (01/14/2023)
	7		Mark Sears vs North Carolina (N) (11/27/2022)
	7		Brandon Miller vs Jacksonville St. (11/18/2022)
3 PT FG ATTEMPTS	13		Brandon Miller at South Carolina (02/22/2023)
	13		Brandon Miller vs Vanderbilt (01/31/2023)
3 PT FG PERCENTAGE (min 2 made)	1.000	(2-2)	Brandon Miller at Arkansas (01/11/2023)
	1.000	(2-2)	Rylan Griffen vs UConn (N) (11/25/2022)
	1.000	(2-2)	Nimari Burnett vs Michigan St. (N) (11/24/2022)
FREE THROWS MADE	10		Jaden Bradley at Tennessee (02/15/2023)
	10		Mark Sears at Arkansas (01/11/2023)
	10		Jaden Bradley vs Ole Miss (01/03/2023)
FREE THROW ATTEMPTS	14		Jaden Bradley at Tennessee (02/15/2023)
	13		Mark Sears vs Memphis (12/13/2022)
FREE THROW PERCENTAGE (min 3 made)	1.000	(10-10)	Mark Sears at Arkansas (01/11/2023)
	1.000	(6-6)	Mark Sears at Mississippi St. (12/28/2022)
	1.000	(6-6)	Jaden Bradley vs Gonzaga (N) (12/17/2022)
	1.000	(6-6)	Brandon Miller vs Gonzaga (N) (12/17/2022)
	1.000	(6-6)	Brandon Miller vs Liberty (11/11/2022)
	1.000	(4-4)	Brandon Miller vs Georgia (02/18/2023)
	1.000	(4-4)	Brandon Miller at Tennessee (02/15/2023)
	1.000	(4-4)	Jaden Bradley vs Florida (02/08/2023)
	1.000	(4-4)	Mark Sears at LSU (02/04/2023)
	1.000	(4-4)	Mark Sears vs Vanderbilt (01/31/2023)
	1.000	(4-4)	Brandon Miller vs North Carolina (N) (11/27/2022)
	1.000	(4-4)	Noah Gurley vs Michigan St. (N) (11/24/2022)
	1.000	(4-4)	Rylan Griffen vs Jacksonville St. (11/18/2022)
	1.000	(4-4)	Rylan Griffen vs Liberty (11/11/2022)
	1.000	(3-3)	Nick Pringle vs Mississippi St. (01/25/2023)
	1.000	(3-3)	Jahvon Quinerly vs Kentucky (01/07/2023)
	1.000	(3-3)	Brandon Miller vs Kentucky (01/07/2023)
	1.000	(3-3)	Nimari Burnett vs South Dakota St. (12/03/2022)
	1.000	(3-3)	Mark Sears vs South Dakota St. (12/03/2022)
	1.000	(3-3)	Noah Clowney vs UConn (N) (11/25/2022)
REBOUNDS	16		Charles Bediako vs North Carolina (N) (11/27/2022)
	15		Noah Clowney at South Alabama (11/15/2022)
ASSISTS	8		Mark Sears vs Vanderbilt (01/31/2023)
	8		Jahvon Quinerly vs North Carolina (N) (11/27/2022)
	8		Jahvon Quinerly vs Jacksonville St. (11/18/2022)

ALABAMA GAME RESULTS

2022-23 Alabama Men's Basketball
Season Schedule/Results & Leaders
All games

Game Records

Record	Overall	Home	Away	Neutral
ALL GAMES	24-4	13-0	9-2	2-2
CONFERENCE	14-1	7-0	7-1	0-0
NON-CONFERENCE	10-3	6-0	2-1	2-2

Team Results

Date	Opponent		Score	Att.	High Points	High Rebounds
11/07/2022	Longwood	W	75-54	10472	(14) GRIFFEN, Rylan	(13) MILLER, Brandon
					(14) MILLER, Brandon	
11/11/2022	Liberty	W	95-59	10270	(22) SEARS, Mark	(8) SEARS, Mark
						(8) MILLER, Brandon
11/15/2022	at South Alabama	W	65-55	7673	(19) MILLER, Brandon	(15) CLOWNEY, Noah
11/18/2022	Jacksonville St.	W	104-62	9018	(28) MILLER, Brandon	(10) CLOWNEY, Noah
11/24/2022	vs Michigan St.	W	81-70	5598	(24) MILLER, Brandon	(9) MILLER, Brandon
11/25/2022	vs UConn	L	67-82	3603	(18) MILLER, Brandon	(9) MILLER, Brandon
11/27/2022	vs North Carolina	Wot4	103-101	1921	(24) SEARS, Mark	(16) BEDIAKO, Charles
12/03/2022	South Dakota St.	W	78-65	9086	(22) CLOWNEY, Noah	(9) CLOWNEY, Noah
						(9) MILLER, Brandon
12/10/2022	at Houston	W	71-65	7718	(16) CLOWNEY, Noah	(11) CLOWNEY, Noah
12/13/2022	Memphis	W	91-88	9195	(24) MILLER, Brandon	(9) CLOWNEY, Noah
12/17/2022	vs Gonzaga	L	90-100	15847	(36) MILLER, Brandon	(13) CLOWNEY, Noah
12/20/2022	Jackson St.	W	84-64	8803	(16) GURLEY, Noah	(14) MILLER, Brandon
12/28/2022	at Mississippi St.	W	78-67	9803	(20) SEARS, Mark	(11) MILLER, Brandon
01/03/2023	Ole Miss	W	84-62	8505	(17) MILLER, Brandon	(8) CLOWNEY, Noah
01/07/2023	Kentucky	W	78-52	13474	(19) MILLER, Brandon	(7) MILLER, Brandon
01/11/2023	at Arkansas	W	84-69	19200	(26) SEARS, Mark	(6) GURLEY, Noah
						(6) BEDIAKO, Charles
01/14/2023	LSU	W	106-66	13474	(31) MILLER, Brandon	(9) MILLER, Brandon
01/17/2023	at Vanderbilt	W	78-66	10517	(30) MILLER, Brandon	(10) MILLER, Brandon
01/21/2023	at Missouri	W	85-64	15061	(17) SEARS, Mark	(14) CLOWNEY, Noah
					(17) CLOWNEY, Noah	
01/25/2023	Mississippi St.	W	66-63	11681	(14) QUINERLY, Jahvon	(8) CLOWNEY, Noah
01/28/2023	at Oklahoma	L	69-93	10869	(15) GRIFFEN, Rylan	(8) CLOWNEY, Noah
01/31/2023	Vanderbilt	W	101-44	9513	(22) MILLER, Brandon	(8) MILLER, Brandon
02/04/2023	at LSU	W	79-69	9652	(14) CLOWNEY, Noah	(10) MILLER, Brandon
					(14) GRIFFEN, Rylan	
02/08/2023	Florida	W	97-69	10599	(24) MILLER, Brandon	(9) MILLER, Brandon
02/11/2023	at Auburn	W	77-69	9121	(16) GRIFFEN, Rylan	(7) CLOWNEY, Noah
02/15/2023	at Tennessee	L	59-68	21678	(15) MILLER, Brandon	(11) CLOWNEY, Noah
02/18/2023	Georgia	W	108-59	13474	(21) MILLER, Brandon	(12) PRINGLE, Nick
02/22/2023	at South Carolina	Wot	78-76	11242	(41) MILLER, Brandon	(9) BEDIAKO, Charles

Attendance Summary

	Games	Attend	Avg/Game
Home	13	137564	10582
Away	11	132534	12049

ALABAMA OPPONENT GAME-BY-GAME

NCAA

2022-23 Alabama Men's Basketball
Opponents Game-by-Game
All games

Page 1/1
as of Feb 23, 2023

				Total		3-Pointers		Free throws		Rebounds										
Opponent	**Date**	**Score**		**FG-FGA**	**PCT**	**3FG-3FGA**	**PCT**	**FT-FTA**	**PCT**	**OFF**	**DEF**	**TOT**	**AVG**	**PF**	**A**	**TO**	**BLK**	**STL**	**PTS**	**AVG**
Longwood	11/07/2022	75-54	W	19-71	.268	5-13	.385	11-19	.579	12	26	38	38.0	22	8	10	3	8	54	54.0
Liberty	11/11/2022	95-59	W	18-55	.327	8-29	.276	15-20	.750	6	17	23	30.5	25	13	14	1	6	59	56.5
at South Alabama	11/15/2022	65-55	W	21-71	.296	2-23	.087	11-18	.611	15	25	40	33.7	16	4	9	5	7	55	56.0
Jacksonville St.	11/18/2022	104-62	W	19-54	.352	9-24	.375	15-21	.714	9	16	25	31.5	21	9	14	0	6	62	57.5
vs Michigan St.	11/24/2022	81-70	W	24-62	.387	4-14	.286	18-25	.720	14	28	42	33.6	22	9	11	5	5	70	60.0
vs UConn	11/25/2022	67-82	L	26-60	.433	9-24	.375	21-24	.875	10	22	32	33.3	23	18	12	7	8	82	63.7
vs North Carolina	11/27/2022	103-101	Wot4	38-91	.418	7-23	.304	18-20	.900	17	37	54	36.3	23	15	18	10	12	101	69.0
South Dakota St.	12/03/2022	78-65	W	26-61	.426	6-20	.300	7-11	.636	8	29	37	36.4	16	9	11	3	6	65	68.5
at Houston	12/10/2022	71-65	W	25-64	.391	3-13	.231	12-22	.545	13	26	39	36.7	24	7	10	8	7	65	68.1
Memphis	12/13/2022	91-88	W	34-79	.430	1-12	.083	19-25	.760	16	23	39	36.9	28	10	10	2	13	88	70.1
vs Gonzaga	12/17/2022	90-100	L	40-70	.571	7-17	.412	13-19	.684	6	24	30	36.3	24	16	9	1	12	100	72.8
Jackson St.	12/20/2022	84-64	W	23-66	.348	6-19	.316	12-15	.800	12	26	38	36.4	20	11	18	1	8	64	72.1
at Mississippi St.	12/28/2022	78-67	W	20-55	.364	9-24	.375	18-36	.500	11	27	38	36.5	17	14	15	3	9	67	71.7
Ole Miss	01/03/2023	84-62	W	24-69	.348	2-24	.083	12-17	.706	17	31	48	37.4	23	9	13	8	4	62	71.0
Kentucky	01/07/2023	78-52	W	21-73	.288	5-20	.250	5-8	.625	20	25	45	37.9	20	7	11	6	4	52	69.7
at Arkansas	01/11/2023	84-69	W	26-61	.426	2-10	.200	15-23	.652	10	27	37	37.8	23	9	15	4	6	69	69.7
LSU	01/14/2023	106-66	W	18-61	.295	8-21	.381	22-29	.759	14	24	38	37.8	18	12	11	0	4	66	69.5
at Vanderbilt	01/17/2023	78-66	W	22-73	.301	6-33	.182	16-20	.800	15	28	43	38.1	19	8	9	1	6	66	69.3
at Missouri	01/21/2023	85-64	W	23-70	.329	3-28	.107	15-19	.789	14	31	45	38.5	21	7	10	8	6	64	69.0
Mississippi St.	01/25/2023	66-63	W	26-56	.464	3-15	.200	8-12	.667	8	25	33	38.2	23	13	15	6	8	63	68.7
at Oklahoma	01/28/2023	69-93	L	34-59	.576	9-13	.692	16-19	.842	6	30	36	38.1	20	17	13	4	3	93	69.9
Vanderbilt	01/31/2023	101-44	W	16-64	.250	3-30	.100	9-11	.818	15	18	33	37.9	13	6	16	1	7	44	68.7
at LSU	02/04/2023	79-69	W	19-62	.306	7-27	.259	24-31	.774	13	27	40	38.0	16	11	8	8	7	69	68.7
Florida	02/08/2023	97-69	W	22-63	.349	4-14	.286	21-31	.677	13	28	41	38.1	14	9	10	3	7	69	68.7
at Auburn	02/11/2023	77-69	W	20-62	.323	7-24	.292	22-26	.846	16	20	36	38.0	20	11	11	2	9	69	68.7
at Tennessee	02/15/2023	59-68	L	23-63	.365	6-23	.261	16-25	.640	13	26	39	38.0	18	16	8	3	11	68	68.7
Georgia	02/18/2023	108-59	W	21-56	.375	4-13	.308	13-30	.433	9	17	26	37.6	19	8	8	0	8	59	68.3
at South Carolina	02/22/2023	78-76	Wot	30-62	.484	9-21	.429	7-13	.538	5	22	27	37.2	21	7	11	3	5	76	68.6
Total		**1921**		**678-1813**	**.374**	**154-571**	**.270**	**411-589**	**.698**	**337**	**705**	**1042**	**37.2**	**569**	**293**	**330**	**106**	**202**	**1921**	**68.6**
Alabama		2331		782-1730	.452	291-823	.354	476-663	.718	348	895	1243	44.4	523	424	394	142	168	2331	83.3

Opponents Averages

ALABAMA POINTS-REBOUNDS-ASSISTS

2022-23 Alabama Men's Basketball
Points-rebounds-assists
All games

Opponent	Date	Score		0 BRADLEY,JA	1 SEARS,MARK	2 MILES,DARI	3 GRIFFEN,RY	4 GURLEY,NOA	5 QUINERLY,J	10 WELCH,DOM	12 HEARD,DELA	14 BEDIAKO,CH	15 CLOWNEY,NO	23 PRINGLE,NI
Longwood	11/07/2022	75-54	W	11-6-1	12-10-5	0-0-1	14-2-0	0-1-1	DNP	DNP	0-1-0	8-12-1	9-11-0	4-4-0
Liberty	11/11/2022	95-59	W	10-0-3	22-8-4	DNP	16-3-0	7-5-2	DNP	DNP	2-1-0	4-5-1	2-6-0	2-1-0
at South Alabama	11/15/2022	65-55	W	7-1-1	9-4-2	DNP	2-6-0	8-7-2	0-1-0	DNP	DNP	5-7-0	8-15-1	0-5-1
Jacksonville St.	11/18/2022	104-62	W	7-6-5	18-0-3	DNP	9-6-0	5-0-1	6-1-8	DNP	2-0-0	0-3-2	8-10-1	0-4-0
vs Michigan St.	11/24/2022	81-70	W	2-4-5	7-5-5	DNP	0-2-0	12-3-2	10-3-3	DNP	DNP	8-4-0	10-6-3	0-2-0
vs UConn	11/25/2022	67-82	L	12-2-4	8-5-1	0-1-0	6-3-0	2-0-0	3-0-2	DNP	DNP	3-5-0	9-4-0	0-1-0
vs North Carolina	11/27/2022	103-101	Wot4	10-3-2	24-5-5	DNP	3-1-0	13-6-1	21-6-8	DNP	DNP	14-16-2	1-3-0	0-1-0
South Dakota St.	12/03/2022	78-65	W	3-3-2	19-1-3	0-1-0	3-2-0	2-5-0	0-5-7	DNP	DNP	4-6-1	22-9-4	0-0-0
at Houston	12/10/2022	71-65	W	12-5-4	11-3-2	DNP	6-4-2	2-6-0	4-2-0	DNP	DNP	1-2-0	16-11-1	3-1-0
Memphis	12/13/2022	91-88	W	10-2-5	18-1-0	7-5-2	1-0-0	7-5-0	7-2-5	DNP	DNP	6-7-0	11-9-0	0-0-0
vs Gonzaga	12/17/2022	90-100	L	18-2-4	5-2-2	0-1-0	8-2-0	6-3-1	2-0-3	DNP	DNP	6-6-0	9-13-0	0-0-0
Jackson St.	12/20/2022	84-64	W	4-2-7	15-1-2	2-1-0	5-3-1	16-5-0	8-1-5	DNP	0-0-0	10-9-0	DNP	14-9-2
at Mississippi St.	12/28/2022	78-67	W	7-3-7	20-2-3	DNP	0-3-0	0-5-1	6-0-1	0-2-0	DNP	4-1-0	12-8-2	10-4-0
Ole Miss	01/03/2023	84-62	W	14-3-3	16-6-1	DNP	3-0-1	7-2-0	11-1-3	0-1-1	0-0-0	4-6-1	10-8-0	2-3-1
Kentucky	01/07/2023	78-52	W	6-4-3	16-6-4	DNP	6-3-1	2-2-0	12-1-2	0-1-0	DNP	9-6-2	8-6-1	0-1-0
at Arkansas	01/11/2023	84-69	W	5-4-3	26-4-3	DNP	5-1-0	3-6-0	4-0-1	4-1-0	DNP	8-6-0	15-5-2	0-2-0
LSU	01/14/2023	106-66	W	7-1-6	12-5-1	DNP	12-6-1	8-5-1	12-2-4	5-3-1	0-0-0	2-2-2	4-8-0	10-7-1
at Vanderbilt	01/17/2023	78-66	W	12-3-3	3-4-3	DNP	6-5-2	12-4-0	2-2-1	0-0-0	DNP	6-7-0	7-8-0	0-0-0
at Missouri	01/21/2023	85-64	W	8-3-3	17-8-3	DNP	9-0-0	4-2-0	13-4-3	0-4-1	0-0-0	2-2-1	17-14-1	DNP
Mississippi St.	01/25/2023	66-63	W	4-1-1	4-1-3	DNP	5-1-0	0-4-1	14-4-4	6-1-0	DNP	0-3-0	13-8-0	7-1-0
at Oklahoma	01/28/2023	69-93	L	1-1-0	11-2-1	DNP	15-7-0	3-1-1	12-1-1	0-1-0	DNP	4-2-0	10-8-0	2-3-0
Vanderbilt	01/31/2023	101-44	W	6-3-3	9-2-8	DNP	12-7-4	11-4-0	3-0-7	0-5-2	3-0-0	10-3-0	6-6-1	3-0-0
at LSU	02/04/2023	79-69	W	2-4-2	13-2-3	DNP	14-2-0	0-2-0	4-0-6	DNP	DNP	8-3-0	14-6-1	0-0-0
Florida	02/08/2023	97-69	W	8-4-5	19-2-1	DNP	5-2-0	DNP	11-3-5	3-4-0	3-0-0	8-5-1	9-4-1	4-4-1
at Auburn	02/11/2023	77-69	W	12-1-2	15-6-3	DNP	16-2-1	0-0-0	2-1-0	DNP	DNP	6-5-2	6-7-1	2-2-0
at Tennessee	02/15/2023	59-68	L	14-2-4	2-1-3	DNP	0-0-0	3-1-1	3-3-3	0-1-0	DNP	4-5-0	7-11-0	0-4-0
Georgia	02/18/2023	108-59	W	0-2-7	17-1-3	DNP	13-2-4	0-3-0	3-2-6	8-3-0	0-2-0	6-6-1	12-5-2	19-12-1
at South Carolina	02/22/2023	78-76	Wot	6-4-3	8-3-2	DNP	0-0-0	0-0-0	2-2-2	0-0-0	DNP	10-9-0	8-8-0	3-2-0

ALABAMA - GAME HIGHS

2022-23 Alabama Men's Basketball
Team High/Low Analysis
All games

Alabama - Game Highs

POINTS	108		Georgia (02/18/2023)
	106		LSU (01/14/2023)
	104		Jacksonville St. (11/18/2022)
	103		vs North Carolina (N) (11/27/2022)
	101		Vanderbilt (01/31/2023)
FIELD GOALS MADE	39		Georgia (02/18/2023)
	37		vs North Carolina (N) (11/27/2022)
FIELD GOAL ATTEMPTS	90		vs North Carolina (N) (11/27/2022)
	76		LSU (01/14/2023)
FIELD GOAL PERCENTAGE	.619	(39-63)	Georgia (02/18/2023)
	.592	(29-49)	at Auburn (02/11/2023)
3 PT FG MADE	21		Jacksonville St. (11/18/2022)
	20		LSU (01/14/2023)
3 PT FG ATTEMPTS	54		LSU (01/14/2023)
	46		Jacksonville St. (11/18/2022)
3 PT FG PERCENTAGE	.471	(16-34)	Georgia (02/18/2023)
	.463	(19-41)	Vanderbilt (01/31/2023)
FREE THROWS MADE	31		Liberty (11/11/2022)
	29		Memphis (12/13/2022)
FREE THROW ATTEMPTS	40		Memphis (12/13/2022)
	38		Liberty (11/11/2022)
FREE THROW PERCENTAGE	.933	(14-15)	at LSU (02/04/2023)
	.864	(19-22)	Mississippi St. (01/25/2023)
REBOUNDS	67		Longwood (11/07/2022)
	63		at South Alabama (11/15/2022)
ASSISTS	29		Vanderbilt (01/31/2023)
	26		Georgia (02/18/2023)
STEALS	11		Jackson St. (12/20/2022)
	10		Vanderbilt (01/31/2023)
BLOCKED SHOTS	9		at South Alabama (11/15/2022)
	9		Longwood (11/07/2022)
TURNOVERS	22		vs North Carolina (N) (11/27/2022)
	21		vs Gonzaga (N) (12/17/2022)
	21		vs UConn (N) (11/25/2022)
	21		at South Alabama (11/15/2022)
FOULS	25		at Mississippi St. (12/28/2022)
	24		vs UConn (N) (11/25/2022)

ALABAMA - GAME LOWS

2022-23 Alabama Men's Basketball
Team High/Low Analysis
All games

Alabama - Game Lows

POINTS	59		at Tennessee (02/15/2023)
	65		at South Alabama (11/15/2022)
	66		Mississippi St. (01/25/2023)
	67		vs UConn (N) (11/25/2022)
	69		at Oklahoma (01/28/2023)
FIELD GOALS MADE	17		at Tennessee (02/15/2023)
	21		Mississippi St. (01/25/2023)
	21		vs UConn (N) (11/25/2022)
FIELD GOAL ATTEMPTS	48		at Tennessee (02/15/2023)
	49		at Auburn (02/11/2023)
FIELD GOAL PERCENTAGE	.324	(22-68)	at South Alabama (11/15/2022)
	.354	(17-48)	at Tennessee (02/15/2023)
3 PT FG MADE	3		Longwood (11/07/2022)
	5		Mississippi St. (01/25/2023)
3 PT FG ATTEMPTS	16		vs UConn (N) (11/25/2022)
	20		at Arkansas (01/11/2023)
	20		Ole Miss (01/03/2023)
3 PT FG PERCENTAGE	.107	(3-28)	Longwood (11/07/2022)
	.179	(5-28)	Mississippi St. (01/25/2023)
FREE THROWS MADE	10		Florida (02/08/2023)
	10		Vanderbilt (01/31/2023)
FREE THROW ATTEMPTS	14		Vanderbilt (01/31/2023)
	15		Florida (02/08/2023)
	15		at LSU (02/04/2023)
	15		South Dakota St. (12/03/2022)
FREE THROW PERCENTAGE	.550	(11-20)	at South Alabama (11/15/2022)
	.565	(13-23)	at Auburn (02/11/2023)
REBOUNDS	34		at Auburn (02/11/2023)
	35		at LSU (02/04/2023)
	35		at Oklahoma (01/28/2023)
	35		vs UConn (N) (11/25/2022)
ASSISTS	6		at Oklahoma (01/28/2023)
	9		at Houston (12/10/2022)
STEALS	3		at Tennessee (02/15/2023)
	3		at Vanderbilt (01/17/2023)
	3		vs Gonzaga (N) (12/17/2022)
BLOCKED SHOTS	1		at Missouri (01/21/2023)
	2		at Oklahoma (01/28/2023)
TURNOVERS	7		Ole Miss (01/03/2023)
	8		Florida (02/08/2023)
	8		LSU (01/14/2023)
FOULS	12		Vanderbilt (01/31/2023)
	13		Kentucky (01/07/2023)
	13		Jackson St. (12/20/2022)

OPPONENT - GAME HIGHS

2022-23 Alabama Men's Basketball
Team High/Low Analysis
All games

Opponent - Game Highs

POINTS	101		vs North Carolina (N) (11/27/2022)
	100		vs Gonzaga (N) (12/17/2022)
	93		at Oklahoma (01/28/2023)
	88		Memphis (12/13/2022)
	82		vs UConn (N) (11/25/2022)
FIELD GOALS MADE	40		vs Gonzaga (N) (12/17/2022)
	38		vs North Carolina (N) (11/27/2022)
FIELD GOAL ATTEMPTS	91		vs North Carolina (N) (11/27/2022)
	79		Memphis (12/13/2022)
FIELD GOAL PERCENTAGE	.576	(34-59)	at Oklahoma (01/28/2023)
	.571	(40-70)	vs Gonzaga (N) (12/17/2022)
3 PT FG MADE	9		at South Carolina (02/22/2023)
	9		at Oklahoma (01/28/2023)
	9		at Mississippi St. (12/28/2022)
	9		vs UConn (N) (11/25/2022)
	9		Jacksonville St. (11/18/2022)
3 PT FG ATTEMPTS	33		at Vanderbilt (01/17/2023)
	30		Vanderbilt (01/31/2023)
3 PT FG PERCENTAGE	.692	(9-13)	at Oklahoma (01/28/2023)
	.429	(9-21)	at South Carolina (02/22/2023)
FREE THROWS MADE	24		at LSU (02/04/2023)
	22		at Auburn (02/11/2023)
	22		LSU (01/14/2023)
FREE THROW ATTEMPTS	36		at Mississippi St. (12/28/2022)
	31		Florida (02/08/2023)
	31		at LSU (02/04/2023)
FREE THROW PERCENTAGE	.900	(18-20)	vs North Carolina (N) (11/27/2022)
	.875	(21-24)	vs UConn (N) (11/25/2022)
REBOUNDS	54		vs North Carolina (N) (11/27/2022)
	48		Ole Miss (01/03/2023)
ASSISTS	18		vs UConn (N) (11/25/2022)
	17		at Oklahoma (01/28/2023)
STEALS	13		Memphis (12/13/2022)
	12		vs Gonzaga (N) (12/17/2022)
	12		vs North Carolina (N) (11/27/2022)
BLOCKED SHOTS	10		vs North Carolina (N) (11/27/2022)
	8		at LSU (02/04/2023)
	8		at Missouri (01/21/2023)
	8		Ole Miss (01/03/2023)
	8		at Houston (12/10/2022)
TURNOVERS	18		Jackson St. (12/20/2022)
	18		vs North Carolina (N) (11/27/2022)
FOULS	28		Memphis (12/13/2022)
	25		Liberty (11/11/2022)

OPPONENT - GAME LOWS

2022-23 Alabama Men's Basketball
Team High/Low Analysis
All games

Opponent - Game Lows

POINTS	44		Vanderbilt (01/31/2023)
	52		Kentucky (01/07/2023)
	54		Longwood (11/07/2022)
	55		at South Alabama (11/15/2022)
	59		Georgia (02/18/2023)
	59		Liberty (11/11/2022)
FIELD GOALS MADE	16		Vanderbilt (01/31/2023)
	18		LSU (01/14/2023)
	18		Liberty (11/11/2022)
FIELD GOAL ATTEMPTS	54		Jacksonville St. (11/18/2022)
	55		at Mississippi St. (12/28/2022)
	55		Liberty (11/11/2022)
FIELD GOAL PERCENTAGE	.250	(16-64)	Vanderbilt (01/31/2023)
	.268	(19-71)	Longwood (11/07/2022)
3 PT FG MADE	1		Memphis (12/13/2022)
	2		at Arkansas (01/11/2023)
	2		Ole Miss (01/03/2023)
	2		at South Alabama (11/15/2022)
3 PT FG ATTEMPTS	10		at Arkansas (01/11/2023)
	12		Memphis (12/13/2022)
3 PT FG PERCENTAGE	.083	(2-24)	Ole Miss (01/03/2023)
	.083	(1-12)	Memphis (12/13/2022)
FREE THROWS MADE	5		Kentucky (01/07/2023)
	7		at South Carolina (02/22/2023)
	7		South Dakota St. (12/03/2022)
FREE THROW ATTEMPTS	8		Kentucky (01/07/2023)
	11		Vanderbilt (01/31/2023)
	11		South Dakota St. (12/03/2022)
FREE THROW PERCENTAGE	.433	(13-30)	Georgia (02/18/2023)
	.500	(18-36)	at Mississippi St. (12/28/2022)
REBOUNDS	23		Liberty (11/11/2022)
	25		Jacksonville St. (11/18/2022)
ASSISTS	4		at South Alabama (11/15/2022)
	6		Vanderbilt (01/31/2023)
STEALS	3		at Oklahoma (01/28/2023)
	4		LSU (01/14/2023)
	4		Kentucky (01/07/2023)
	4		Ole Miss (01/03/2023)
BLOCKED SHOTS	0		Georgia (02/18/2023)
	0		LSU (01/14/2023)
	0		Jacksonville St. (11/18/2022)
TURNOVERS	8		Georgia (02/18/2023)
	8		at Tennessee (02/15/2023)
	8		at LSU (02/04/2023)
FOULS	13		Vanderbilt (01/31/2023)
	14		Florida (02/08/2023)

2022-23 RADIO/TV CHART

0
JADEN **BRADLEY**
GUARD Fr. • 6-3 • 185
Rochester, N.Y.
(IMG Academy)

1
MARK **SEARS**
GUARD Jr. • 6-1 • 185
Muscle Shoals, Ala.
(Ohio/Hargrave Military Academy)

3
RYLAN **GRIFFEN**
GUARD Fr. • 6-5 • 180
Dallas, Texas
(Richardson HS)

4
NOAH **GURLEY**
FORWARD Gr. • 6-8 • 215
Fayetteville, Ga.
(Furman/Fayette County HS)

5
JAHVON **QUINERLY**
GUARD Sr. • 6-1 • 175
Hackensack, N.J.
(Villanova/Hudson Catholic HS)

10
DOM **WELCH**
GUARD Gr. • 6-5 • 205
Buffalo, N.Y.
(St. Bonaventure/Cheektowaga Central HS)

12
DELANEY **HEARD**
GUARD Jr. • 6-3 • 198
Canton, Ga.
(Oak Hill Academy)

14
CHARLES **BEDIAKO**
CENTER So. • 6-1 • 175
Brampton, Ontario
(IMG Academy)

15
NOAH **CLOWNEY**
FORWARD Fr. • 6-10 • 210
Spartanburg, S.C.
(Dorman HS)

23
NICK **PIRNGLE**
FORWARD Jr. • 6-9 • 220
Seabrook, S.C.
(Dodge City CC/Wofford/Whale Branch HS)

24
BRANDON **MILLER**
FORWARD Fr. • 6-8 • 200
Antioch, Tenn.
(Cane Ridge HS)

25
NIMARI **BURNETT**
GUARD So. • 6-4 • 190
Chicago, Ill.
(Texas Tech/Prolific Prep)

30
ADAM **COTTRELL**
GUARD Sr. • 6-3 • 200
Flowery Branch, Ga.
(Lakeview Academy)

31
MAX **SCHARNOWSKI**
FORWARD Jr. • 6-6 • 205
Elgin, Ill.
(Wheaton Academy)

32
KAI **SPEARS**
GUARD Fr. • 6-2 • 160
Pittsburgh, Pa.
(Bishop Canevin HS)

34
JADEN **QUINERLY**
GUARD Jr. • 6-0 • 155
Hackensack, N.J.
(Ramsey HS)

NATE **OATS**
HEAD COACH
4th Season

CHARLIE **HENRY**
ASSISTANT COACH
4th Season

BRYAN **HODGSON**
ASSISTANT COACH
4th Season



ANTOINE **PETTWAY**
ASSISTANT COACH
12th Season