

2022-23 SCHEDULE / RESULTS						
ARK BARK APPROACH	DATE	DAY	OPP BARK APPROACH	OPPONENT	TV	TIME (CT) / RESULT
	10/10	11/07 Mon	--	NORTH DAKOTA STATE	SEC+	W 76 58
Fayetteville, Ark. // Bud Walton Arena - Nolan Richardson Court						
	10/10	11/11 Fri	--	FORDHAM	SEC+	W 74 48
Fayetteville, Ark. // Bud Walton Arena - Nolan Richardson Court						
	9/10	11/16 Wed	--	SOUTH DAKOTA STATE	SEC+	W 71 56
Fayetteville, Ark. // Bud Walton Arena - Nolan Richardson Court						
MAUI JIM MAUI INVITATIONAL						
Lahaina, Hawaii // Lahaina Civic Center						
	9/9	11/21 Mon	--	vs Louisville	ESPN2	W 80 54
	9/9	11/22 Tues	10/8	vs Creighton	ESPN	L 87 90
	9/9	11/23 Wed	17/19	vs San Diego State	ESPN2 (OT)	W 78 74
	11/11	11/28 Mon	--	TROY	SEC	W 74 61
Fayetteville, Ark. // Bud Walton Arena - Nolan Richardson Court						
	11/11	12/03 Sat	--	SAN JOSE STATE	SEC	W 99 58
Fayetteville, Ark. // Bud Walton Arena - Nolan Richardson Court						
	9/8	12/06 Tues	--	UNC GREENSBORO	SEC	W 65 58
Fayetteville, Ark. // Bud Walton Arena - Nolan Richardson Court						
CRIMSON & CARDINAL CLASSIC						
	9/8	12/10 Sat	-/RV	vs Oklahoma	ESPN2	W 88 78
Tulsa, Okla. // BOK Center						
	10/10	12/17 Sat	--	vs Bradley	--	W 76 57
North Little Rock, Ark. // Simmons Bank Arena						
	10/8	12/21 Wed	--	UNC ASHEVILLE	SEC	W 85 51
Fayetteville, Ark. // Bud Walton Arena - Nolan Richardson Court						
	9/7	12/28 Wed	--	at LSU *	ESPN2	L 57 60
Baton Rouge, La. // Pete Maravich Assembly Center - Dale Brown Court						
	13/13	01/04 Wed	20/21	MISSOURI *	SEC	W 74 68
Fayetteville, Ark. // Bud Walton Arena - Nolan Richardson Court						
	13/13	01/07 Sat	22/20	at Auburn *	SEC	L 59 72
Auburn, Ala. // Neville Arena						
	15/16	01/11 Wed	4/4	ALABAMA *	ESPN2	L 69 84
Fayetteville, Ark. // Bud Walton Arena - Nolan Richardson Court						
	15/16	01/14 Sat	--	at Vanderbilt *	ESPNU	L 84 97
Nashville, Tenn. // Memorial Gymnasium - Ingram Court						
	25/25	01/18 Wed	RV/RV	at Missouri *	SEC	L 76 79
Columbia, Mo. // Mizou Arena - Norm Stewart Court						
	25/25	01/21 Sat	--	OLE MISS *	ESPN2	W 67 57
Fayetteville, Ark. // Bud Walton Arena - Nolan Richardson Court						
	RV/--	01/24 Tues	--	LSU *	ESPN2	W 60 40
Fayetteville, Ark. // Bud Walton Arena - Nolan Richardson Court						
SEC/BIG 12 CHALLENGE						
	RV/--	01/28 Sat	17/17	at Baylor	ESPN	L 64 67
Waco, Texas. // Ferrell Center						
	RV/--	01/31 Tues	RV/RV	TEXAS A&M *	ESPN2	W 81 70
Fayetteville, Ark. // Bud Walton Arena - Nolan Richardson Court						
	RV/--	02/04 Sat	--	at South Carolina *	SEC	W 65 63
Columbia, S.C. // Colonial Life Arena						
	RV/--	02/07 Tues	RV/RV	at Kentucky *	ESPN	W 88 73
Lexington, Ky. // Rupp Arena at Central Bank Center - Cawood's Court						
	RV/--	02/11 Sat	--	MISSISSIPPI STATE *	ESPNU	L 64 70
Fayetteville, Ark. // Bud Walton Arena - Nolan Richardson Court						
	RV/--	02/15 Wed	RV/25	at Texas A&M *	ESPN2	L 56 62
Bryan-College Station, Texas // Reed Arena						
	RV/--	02/18 Sat	--	FLORIDA *	ESPN2	W 84 65
Fayetteville, Ark. // Bud Walton Arena - Nolan Richardson Court						
	RV/--	02/21 Tues	--	GEORGIA *	SEC	8:00 pm
Fayetteville, Ark. // Bud Walton Arena - Nolan Richardson Court						
	RV/--	02/25 Sat	2/2	at Alabama *	ESPN/2	1:00 pm
Tuscaloosa, Ala. // Coleman Coliseum						
		02/28 Tues	--	at Tennessee *	ESPN/2/U	8:00 pm
Knoxville, Tenn. // Thompson-Boling Arena - The Summit						
		03/04 Sat	--	KENTUCKY *	CBS	1:00 pm
Fayetteville, Ark. // Bud Walton Arena - Nolan Richardson Court						
SEC TOURNAMENT						
Nashville, Tenn. // Bridgestone Arena						
	03/08-12	TBD				TBD
NCAA 1st & 2nd ROUNDS						
	03/16-19	TBD				TBD
March 16 & 18 at: Birmingham • Des Moines • Orlando • Sacramento						
March 17 & 19 at: Albany • Columbus • Denver • Greensboro						
NCAA REGIONAL						
	03/23-26	TBD				TBD
March 23 & 25 at: WEST: Las Vegas • EAST: New York City						
March 24 & 26 at: MIDWEST: Kansas City • SOUTH: Louisville						
NCAA FINAL FOUR						
	04/01-03	TBD				TBD
Houston, Texas // NRG Stadium						
• Arkansas is playing its 100TH SEASON OF BASKETBALL IN 2022-23 and the fourth under head coach Eric Musselman.						
- ARKANSAS' OVERALL RECORD					1,778-991 (.642)	
• Arkansas is playing its 30TH SEASON OF BASKETBALL IN BUD WALTON ARENA.						
- ARKANSAS' BUD WALTON ARENA ALL-TIME RECORD 417-92 (.819)						
^ Is 176-69 (.717) vs SEC opponents in Bud Walton Arena.						
^ Has won 35 straight non-conference game in Bud Walton Arena.						
^ Is 239-23 (.912) vs non-conference opponents in Bud Walton Arena.						

- Arkansas is playing its **100TH SEASON OF BASKETBALL IN 2022-23** and the fourth under head coach Eric Musselman.
- ARKANSAS' OVERALL RECORD** 1,778-991 (.642)
- Arkansas is playing its **30TH SEASON OF BASKETBALL IN BUD WALTON ARENA**.
- ARKANSAS' BUD WALTON ARENA ALL-TIME RECORD** 417-92 (.819)
- Is 176-69 (.717) vs SEC opponents in Bud Walton Arena.
- Has won 35 straight non-conference game in Bud Walton Arena.
- Is 239-23 (.912) vs non-conference opponents in Bud Walton Arena.



ARKANSAS RAZORBACKS

GAME 28: ARKANSAS RAZORBACKS VS GEORGIA BULLDOGS

FEB. 21, 2023 • TUESDAY • 8:00 PM (CT) • FAYETTEVILLE, ARK. • BUD WALTON ARENA/NOLAN RICHARDSON COURT (19,200)

@RazorbackMBB
@EricPMusselman

@RazorbackMBB
@ericpmusselman

/RazorbackMBB

www.ArkansasRazorbacks.com



RV/-- ARKANSAS RAZORBACKS

OVERALL 18-9
SEC 7-7

Eric Musselman (San Diego '87)
at UA: 91-37 (4th yr)

Collegiate: 201-71 (8th yr)



GEORGIA BULLDOGS

OVERALL 16-11
SEC 6-8

Mike White (Ole Miss '00)
at UGA: 16-11 (1st yr)

Career: 259-139 (13th yr)

- GAME COVERAGE -

TV: SEC NETWORK

Kevin Fitzgerald (PxP) // Ron Slay (Analyst)

RADIO: LEARFIELD RAZORBACK SPORTS NETWORK

Chuck Barrett (PxP) // Matt Zimmerman (Analyst)

Arkansas Gameday App

SATELLITE RADIO:

Sirius: 81 // XM: 81 // SXM App: App/Online Channel 81

ONLINE:

LIVE STATS: Arkansas Live Stats

STREAMING VIDEO: Watch ESPN

Versus Georgia

- Arkansas and Florida have met on 41 previous occasions, all coming since the Razorbacks joined the SEC for the 1991-92 season.
- Arkansas leads the all-time series 25-16 versus the Bulldogs including an impressive 12-3 record in games played in Fayetteville.
- Arkansas has won two straight in the series and 9 of the last 12.

99 Is the Magic Number

- The winning team in each of the last three games in the Arkansas-Georgia series has scored 99 points.
- 2020: UGA W, 99-89 (Athens).** Anthony Edwards scored 28 and Rayshaun Hammonds had 22 for UGA. The Hogs got 26 each from Isaiah Joe and Mason Jones.
- 2021: ARK W, 99-69 (BWA).** Moses Moody scored 25 and Davonte Davis had 20 as Arkansas outscored the Bulldogs 56-32 in the second half.
- 2022: ARK W, 99-73 (Athens).** Stanley Umude scored 31 and JD Notae had 23 as Arkansas scored 53 in the 1st half and outscored the Dogs 46-23 in the 2nd.

Teams in the NCAA Top 50 for FG% & FG% Def

- There are 11 teams in the NCAA that rank among the NCAA top 50 in both FG% and FG% Defense. Arkansas, Arizona, Houston and Memphis are the only four school's on the list from conferences that are among the NCAA NET top 10.

Arizona	#8 FG% (.491)	#30 FG% Def (.405)
ARKANSAS	#24 FG% (.480)	#50 FG% Def (.410)
Hofstra	#32 FG% (.478)	#29 FG% Def (.405)
Houston	#42 FG% (.473)	#1 FG% Def (.355)
Liberty	#30 FG% (.478)	#49 FG% Def (.410)
Memphis	#19 FG% (.484)	#22 FG% Def (.402)
Norfolk State	#17 FG% (.485)	#35 FG% Def (.407)
Sam Houston	#48 FG% (.470)	#13 FG% Def (.396)
UC Irvine	#38 FG% (.475)	#16 FG% Def (.397)
UMass Lowell	#26 FG% (.480)	#26 FG% Def (.405)
Yale	#31 FG% (.478)	#14 FG% Def (.396)

Hogs Top SEC in FG Percentage

- Over the last 11 games, Arkansas has shot at least 44% from the field 11x.
- Tied a program record in SEC games by shooting 62.7% at Kentucky and shot 57.5% versus Florida.
- Shot at least 50% at Baylor and the win over Texas A&M.
- With its recent success, **Arkansas now leads the SEC (and ranks 24th in the NCAA) in field goal percentage at 48.0%.**
- In SEC games, Arkansas is shooting 46.5% from the field, which ranks second behind Alabama (47.1%). NOTE: Texas A&M is 3rd at 44.1% in SEC games.
- At its current rate, Arkansas's SEC FG% of .455 would tie for 7th-best in school history and best in SEC play since shooting 47% in 2018.

Rim Protection

- Arkansas ranks 11th in the NCAA (3rd in the SEC) in blocked shots 5.3 per game.**
- Makhel Mitchell is 4th in the SEC in rejections (1.9) and Makhi Mitchell ranks 7th (1.41).
- Arkansas has blocked at least five shots in each of the last eight games, including 13 in the Texas A&M win, 7 at Kentucky and 7 vs Mississippi State.
- IN SEC GAMES, Arkansas leads the league in blocked shots at 5.64/gm.**
- The Hogs' 79 blocked shots in SEC games ranks 6th-best in program history.

SERIES INFO:		
OVERALL	(ARK-OPP)	25-16.....Same
Home.....	(ARK-OPP)	12-3.....Same
Away.....	(ARK-OPP)	7-10.....Same
Neutral.....	(ARK-OPP)	6-3.....Same

MOST RECENT MEETINGS:

02/21/13	W	62-60	H
01/18/14	L	66-61 (OT)	A
03/01/14	W	87-75	H
01/06/15	23/-	W 79-75	A
03/14/15	21/-	W 60-49	N (Nashville)
01/23/16	L	76-73 (OT)	A
03/04/17	W	85-67	H
01/23/18	W	80-77 (2OT)	A
01/29/19	W	70-60	H
02/29/20	L	99-89	A
01/09/21	W	99-69	H
02/02/22	W	99-73	A

NCAA STAT COMPARISON (BOLD = Leads Conf)			
74.2	120th	Scoring Off.	69.5 228th
65.6	60th	Scoring Def.	70.3 189th
+8.6	47th	Scoring Margin	-0.8 237th
.480	24th	FG%	.417 308th
.410	50th	FG% Def.	.430 137th
.304	328th	3PT%	.323 273rd
4.8	344th	3PT Made/Gm	6.8 242nd
.319	76th	3PT% Def.	.309 43rd
21.4	38th	FTA/Gm	22.4 22nd
15.0	43rd	FT Made/Gm	16.0 27th
.701	221st	FT%	.714 183rd

THE RAZORBACKS

No.	Name	Pos.	Yr.	Ht.	Wt.	Hometown	High School / Previous School	Wing Span	Standing Reach	MAX Vertical
0	Anthony Black	G	Fr. (4)	6-7	198	Duncanville, Texas	Duncanville HS	6' 8"	8' 6"	42.5"
1	Ricky Council IV	G	Jr. (3)	6-6	205	Durham, N.C.	Southern Durham HS / Wichita State	6' 9"	8' 6"	46"
2	Trevon Brazile	<i>Trev-In "Brazil"</i> F	So. (3)	6-10	212	Springfield, Mo.	Kickapoo HS / Missouri	7' 2.5"	9' 0"	42.5"
3	Nick Smith Jr.	G	Fr. (4)	6-5	185	Jacksonville, Ark.	North Little Rock HS	6' 9"	8' 3"	40.5"
4	Davonte "Devo" Davis	G	Jr. (3)	6-4	185	Jacksonville, Ark.	Jacksonville HS	6' 7"	8' 2"	36"
5	Joseph Pinion	F	Fr. (4)	6-5	190	Morrilton, Ark.	Morrilton HS	6' 6.5"	8' 2.5"	40.5"
11	Jalen Graham	F	Sr. (2)	6-9	225	Phoenix, Ariz.	Mountain Pointe HS / Arizona State	7' 2.5"	8' 11"	36"
12	Barry Dunning Jr.	G	Fr. (4)	6-6	195	Mobile, Ala.	McGill-Toolen Catholic HS	7' 0"	8' 4.5"	47"
13	Jordan Walsh	G/F	Fr. (4)	6-7	205	Desoto, Texas	Link (Mo.) Academy	7' 2"	8' 7.5"	46"
15	Makhi Mitchell	<i>Ma-ki</i> F/C	Sr. (2)	6-9	230	Washington, D.C.	Woodrow Wilson HS / Rhode Island	7' 4"	9' 0"	38.5"
20	Kamani Johnson	F	Sr. (1)	6-7	230	Brooklyn, N.Y.	Holy Spirit (Ga.) Prep School / Little Rock	6' 9.5"	8' 10"	35"
21	Cade Arbogast	G	Jr. (3)	6-3	180	Concord, Calif.	De La Salle HS / Lane (Ore.) CC	6' 2.5"	7' 11"	31"
22	Makhel Mitchell	<i>Ma-kelle</i> F/C	Sr. (2)	6-10	240	Washington, D.C.	Woodrow Wilson HS / Rhode Island	7' 4.5"	9' 1"	34"
23	Derrian Ford	G	Fr. (4)	6-3	205	Magnolia, Ark.	Magnolia HS	6' 3.5"	8' 1.5"	40.5"
45	Lawson Blake	F	So. (3)	6-10	235	Fayetteville, Ark.	Fayetteville HS / Link Year (Mo.) Prep	6' 6.5"	8' 7"	32"

() - Number in parenthesis indicates total years of eligibility remaining including this season

Head Coach: Eric Musselman (San Diego, 1987)

Assistant Coach: Anthony Ruta (Arizona State, 2012) • *pronounced ROO-tah*

Assistant Coach: Gus Argenal (UC Davis, 2004) • *pronounced Are-GIN-nal*

Assistant Coach: Keith Smart (Indiana, 1995)

Director of Operations: Michael Musselman (San Diego, 2018)

Director of Internal Operations: Riley Hall (Arkansas, 2016)

Head Athletic Trainer: Matt Townsend (Idaho, 2017)

GAs: Jake Alburtus • Markus Black • Ty McHone • Dominic Samangy • Trey Smith • Camden Taylor • Reuben Williams

Dir. of Scouting/Assistant to Head Coach: Todd Lee (South Dakota, 1986)

Special Assistant to the Head Coach: Matt Lopez (Grand Canyon, 2018)

Recruiting Coordinator: Ronnie Brewer Jr. (Arkansas, 2015)

Asst. Dir. of Recruiting & Scouting: Blake Wetherington (Murray State, 2017)

Asst. Director for Basketball Operations: Caleb Cline (South Dakota, 2020)

Head Strength Coach: Dave Richardson (Louisiana-Monroe, 1989)



0 • Anthony BLACK
TBA (Arts & Sciences)



1 • Ricky COUNCIL IV
Recreation & Sport Mgmt



2 • Trevon BRAZILE
Communications



3 • Nick SMITH Jr.
Recreation & Sport Mgmt



4 • Davonte "Devo" DAVIS
Recreation & Sport Mgmt



5 • Joseph PINION
TBA (Arts & Sciences)



11 • Jalen GRAHAM
Sociology



12 • Barry DUNNING Jr.
TBA (Education)



13 • Jordan WALSH
TBA (Arts & Sciences)



15 • Makhi MITCHELL
Food, Nutrition & Health



20 • Kamani JOHNSON
Communications



21 • Cade ARBOGAST
Communications



22 • Makhel MITCHELL
Food, Nutrition & Health



23 • Derrian FORD
TBA (Education)



45 • Lawson BLAKE
Exercise Science



Eric MUSSELMAN
Head Coach



Gus ARGENAL
Assistant Coach



Keith SMART
Assistant Coach



Anthony RUTA
Assistant Coach



Michael MUSSELMAN
Dir. of Operations



Riley HALL
Dir. of Internal Ops



Todd LEE
Dir. of Scouting/Asst to HC



Ronnie BREWER Jr.
Recruiting Coord.



Matt LOPEZ
Special Asst to HC



Blake WETHERINGTON
Asst Dir. Scouting/Recruiting



Caleb CLINE
Asst Dir. of Ops

ABOUT ARKANSAS

Location.....Fayetteville, Ark.
Enrollment.....30,936
Founded.....1871
Colors.....Cardinal (PMS 201) and White
Nickname.....Razorbacks
Conference.....Southeastern (SEC)
System President.....Dr. Donald R. Bobbitt (Arkansas, 1980)
UA Chancellor.....Dr. Charles F. Robinson (Houston, 1987)
Vice Chancellor / AD.....Hunter Yurachek (Guilford, 1990)
Faculty Representative.....Paul Adams (LSU, 1992)
Deputy AD/MBB Admin.....Clayton Hamilton (Arkansas, 1994)
Arena (Capacity).....Bud Walton Arena (19,200)

HISTORY

First Year of Basketball.....1923-24
Seasons.....100th
Head Coaches.....13
30-Win / 20-Win Seasons.....5 / 35
13-plus Conference-Win Seasons.....16
Overall Conference Championships.....24 (2 SEC, 22 SWC)
NCAA Tournament Record / App.....48-34 (.585) / 35
NIT Record / App.....6-5 / 4
SEC Tournament Record.....29-29

Most Wins Among SEC Since Muss Arrival

• Since Eric Musselman's arrival, Arkansas leads the SEC in overall wins (91) and overall home wins (59), is second in SEC home wins (26) and ranks 10th in the NCAA in overall wins (91). **Totals are thru Feb. 19, 2023.**

OVERALL WINS	SEC ONLY WINS	OVERALL HOME WINS	SEC HOME WINS	MOST WINS NCAA SINCE MUSS @ ARK
ARK 91	BAMA 46	ARK 59	BAMA 27	Gonzaga 113
AUB 84	UK 46	AUB 52	ARK 26	Houston 107
BAMA 84	AUB 42	TENN 52	AUB 26	Kansas 105
TENN 82	TENN 42	UK 52	UK 26	Baylor 101
UK 78	ARK 40	LSU 50	TENN 25	San Diego State 97
LSU 74	FLA 36	BAMA 48	LSU 23	Liberty 97
MS ST 74	LSU 33	MS ST 47	FLA 22	Belmont 96
A&M 71	MS ST 33	A&M 46	MS ST 21	Arizona 95
FLA 68	A&M 33	MIZ 42	A&M 18	Southern Cal 94
				ARKANSAS 91
				UCLA 91
				Duke 89

Arkansas and Houston are the only two teams to reach the NCAA Elite 8 in each of the last two seasons

It's Been - and Will Be - a Tough Road

- Arkansas was the only SEC team to open league play by playing four of its first six on the road.
- Arkansas is the only SEC team to play each of its final three road games at the current top three teams in the SEC standings.
- ARK final road games: at Texas A&M (2/15) • at Alabama (2/25) • at Tennessee (2/28)
- However, Arkansas plays three of its final five games in Bud Walton Arena.
- ARK final home games: Florida (2/18) • Georgia (2/21) • Kentucky (3/4).

NET Gains ... 28 to 19 Over Last 4 Games

- Despite back-to-back losses and going 2-2 in the last four games, Arkansas has remained among the NCAA NET top 25.
- After the Kentucky win, Arkansas went from 28 to 23 in the NCAA NET.
- After the Mississippi State loss (Feb. 11), Arkansas stayed at 23 and improved to 20 (Feb. 14) without even playing a game.
- After the Texas A&M loss (Feb. 15), Arkansas only dropped one to 21.
- After the Florida win, Arkansas jumped two spots to 19.

Black's Last 10 SEC Games Have Been Impressive

- **Over the last 10 games, Anthony Black is averaging 14.2 pts • 5.2 rebs • 5.6 assists • 2.7 steals**
- At Mizzou: **15 pts • 8 rebs • 7 ASSISTS • 2 steals**
 - ^ The 8 rebounds tied a career high and the seven assists were a then career high
- Ole Miss win: **17 pts • 3 rebs • 8 ASSISTS • 5 STEALS**
 - ^ The eight assists and steals were both career highs
- LSU win: **14 pts • 7 rebs • 3 assists • 3 steals**
- at Baylor: **banged his right knee early in the Baylor game**, but gutted out a 7-point, 6-rebound, 3-assists performance while playing 35:23 and breaking even in the plus/minus.
- Texas A&M win: **11 pts (7-of-9 FT) • 5 rebs • 7 ASSISTS • 2 steals**
 - ^ Played 37:43 with a significant contusion and knee swelling
- at South Carolina win: **13 pts • 6 rebs • 4 assists • 2 blocked shots**
 - ^ Played all 40 minutes
 - ^ Scored five of Arkansas' final seven points in the 2-point win with three defensive rebounds in the span
- at Kentucky win: **19 pts • 4 rebs • 6 ASSISTS • 5 STEALS**
 - ^ In the second half, scored 12 with all five of his steals ... On UK's first and second possessions of the second half, Black had back-to-back steals and dunks.
- vs Miss State: **23 pts • 5 rebs • 5 assists • 3 steals**
 - ^ Snapped an 0-of-7 streak from 3-point range by hitting his first two triples ... Was 8-of-13 FG overall
- at Texas A&M: **9 pts • 3 rebs • 8 ASSISTS • 2 steals**
 - ^ **Tied his career high with eight assists** (and just 3 TO in 38 minutes played)
- vs Florida: **14 pts • 5 rebs • 3 assists • 3 steals**
 - ^ Played all 20 minutes of the first half and was 7-of-8 at the line for the game (Arkansas was 14-of-17)

Graham is Consistent, But Needs to Be Consistent

- **Four times this season** - UNC Asheville, Alabama, South Carolina and Florida, Jalen Graham has led the Razorbacks in scoring. (In three years at Arizona State, he only led his team in scoring three times).
 - **In each of the four games he led the Razorbacks, he only missed two shots (from inside the 3-point line).**
 - Graham scored a career-high 26 versus Florida (12-of-14 2-pt FG; 0-1 3-pt FG)
 - In the other three games, Graham scored 16 points each game and made 8-of-10 field goals each game.
- | | | | | |
|--------------------------------------|-----------------|--------------------------|----------------------------|---------------------------|
| 4 GMS LEADING ARK IN SCORING | 21.8 min | 74 pts (18.5 avg) | 36-of-45 FG (80.0%) | 17 rebs (4.3 avg.) |
| OTHER 23 GAMES (with 4 DNP's) | 8.1 min | 66 pts (3.5 avg) | 29-of-54 FG (53.7%) | 41 rebs (2.2 avg) |

Hot-Shooting Hogs • Points in the Paint, Mostly at the Rim via Dunks

- Arkansas ranks in the three hundreds in 3-pointers attempted, made and percentage.
- However, Arkansas is having great success shooting the ball inside the arc, mostly in the paint ... specifically at the rim.
- **Despite its struggles from deep, Arkansas LEADS THE SEC (24th in NCAA) in field goal percentage (.480).**
 - ^ Arkansas has shot over 50% from the field **8x** this season - including 4 of the last 7 (at Baylor, vs A&M, at UK & vs FLA).
 - **Arkansas shot a season-best 62.7% twice this season ... the best by ANY Musselman-coached college team**
 1. Versus San Jose State (37-of-59) ... scoring a season-high 99 points
 2. At Kentucky (32-of-51) tying a program record for best FG% in an SEC game ... scoring 88 pts, 2nd-highest of the season
- **Arkansas is shooting 54.3% inside the arc (615-of-1,132)**
 - ^ Arkansas has outscored its opponents in the paint 932-720 (+212).
 - ^ Arkansas has scored 40-plus points in the paint in 12 times including five games with 50-plus points:
 - 58 vs Oklahoma • 54 vs Fordham • 52 vs San Jose State • 52 vs Florida • 50 vs UNCA
 - ^ Arkansas has out-scored its opponent in the paint 19 times in 27 games and tied its opponent four times.
- **Arkansas has 121 dunks in 27 games (4.48 per game)**
 - including 11 vs Louisville; 8 vs UNCA; 7 vs Oklahoma, at Kentucky & vs Florida; and 6 each vs Creighton, at Auburn & vs LSU

2023 NBA MOCK DRAFT BOARDS as of Feb. 1, 2023

Nick Smith Jr.

#4 OVERALL • #1 COLLEGE PLAYER	BleacherReport.com
#4 overall • #2 college player	NBAdraftRoom.com
#6 overall • #2 college player	SportingNews.com
#6 overall • #2 college player	ESPN.com
#6 overall • #2 college player	TankAthon.com
#7 overall • #3 college player	SBNation.com
#8 overall • #4 college player	NBCsports.com
#8 overall • #5 college player	NBAdraft.net
#9 overall • #5 college player	TheAthletic.com
#9 overall • #5 college player	SI.com

Anthony Black

#3 OVERALL • #1 COLLEGE PLAYER	SI.com
#4 overall • #2 college player	NBAdraft.net
#6 overall • #2 college player	NBCsports.com
#6 overall • #3 college player	BleacherReport.com
#7 overall • #3 college player	SportingNews.com
#7 overall • #4 college player	NBAdraftRoom.com
#10 overall • #6 college player	ESPN.com
#11 overall • #7 college player	TheAthletic.com
#13 overall • #9 college player	TankAthon.com
#15 overall • #11 college player	SBNation.com

Ricky Council IV

#27 overall • #20 college player	NBAdraft.net
#28 overall • #22 college player	SBNation.com
#38 overall • #31 college player	SportingNews.com
#41 overall • #33 college player	TheAthletic.com
#47 overall • #36 college player	ESPN.com
#44 overall • #34 college player	BleacherReport.com
#49 overall • #40 college player	SI.com

Jordan Walsh

#27 overall • #21 college player	SBNation.com
#29 overall • #22 college player	SportingNews.com
#35 overall • #28 college player	TankAthon.com
#39 overall • #32 college player	BleacherReport.com
#44 overall • #34 college player	ESPN.com

Trevon Brazille (PROIR TO INJURY)

#24 overall • #18 college player	NBAdraft.net
#28 overall • #21 college player	NBCsports.com
#31 overall • #26 college player	BleacherReport.com
#50 overall • #40 college player	ESPN.com



IN-SEASON HONORS

ANTHONY BLACK

- CBS Sports/USBWA National Freshman of the Week (11/22)
- SEC co-Freshman of the Week (11/28)

RICKY COUNCIL IV

- SEC Player of the Week (12/5)

NICK SMITH JR.

- CBS Sports/USBWA National Freshman of the Week (12/13)
- Dick Vitale Star of the Week - Diaper Dandy (12/12)
- SEC co-Freshman of the Week (12/12)

2022-23 MISCELLANEOUS STATS

DOUBLE-FIGURE SCORING GAMES

Player	18-19	19-20	20-21	21-22	22-23	Career
Black					17	17
Brazile				4	6	10
Council IV			5	17	24	46
Davis			14	14	16	43
Dunning Jr.					0	0
Graham		1	9	15	5	30
Johnson	5	15	RS	1	0	21
Khel Mitchell		0	13	18	2	23
Khi Mitchell		1	1	19	8	30
Pinion					3	3
Smith Jr.					4	4
Walsh					8	8

20+ POINT SCORING GAMES

Player	18-19	19-20	20-21	21-22	22-23	Career
Black					4	4
Brazile				0	3	3
Council IV			1	3	8	12
Davis				1	1	2
Graham		0	0	0	1	1
Johnson	0	3	RS	0	0	3
Khel Mitchell		0	1	2	0	3
Khi Mitchell		0	0	0	0	0
Smith Jr.					2	2
Walsh					0	0

30+/40+ POINT SCORING GAMES

Player	18-19	19-20	20-21	21-22	22-23	Career
Council IV			0/0	1/0	-	1 / 0
Johnson	0/0	2/0	RS	0/0	-	2 / 0

3+ THREE-POINTERS IN A GAME

Player	18-19	19-20	20-21	21-22	22-23	Career
Black					2	2
Brazile				0	3	3
Council IV			0	3	2	5
Davis			0	1	4	5
Pinion					2	2
Smith Jr.					1	1

DOUBLE FIGURE REBOUNDING GAMES

Player	18-19	19-20	20-21	21-22	22-23	Career
Black					0	0
Brazile				1	2	3
Council IV			0	2	0	2
Davis			0	0	2	2
Graham		0	3	1	0	4
Johnson	1	6	RS	0	0	7
Khel Mitchell		0	3	1	1	5
Khi Mitchell		0	1	10	3	14
Walsh					1	1

DOUBLE FIGURE ASSISTS GAMES

Player	18-19	19-20	20-21	21-22	22-23	Career
Black					0	0
Davis		0	0	0	0	0

DOUBLE-DOUBLES

Player	18-19	19-20	20-21	21-22	22-23	Career
Black					0	0
Brazile					2	2
Council IV			0	2	0	2
Davis			0	0	2	2
Graham		0	3	1	0	4
Johnson	0	4	RS	0	0	4
Kkel Mitchell		0	2	1	0	3
Khi Mitchell		0	1	7	2	10

TRIPLE-DOUBLES

Player	18-19	19-20	20-21	21-22	22-23	Career
Black						0

5+ ASSIST GAMES

Player	18-19	19-20	20-21	21-22	22-23	Career
Black					11	11
Council IV			0	1	3	4
Davis			2	6	3	11
Graham		0	0	2	0	2
Johnson	0	3	RS	0	0	3
Kkel Mitchell		0	0	1	0	2
Khi Mitchell		0	0	2	0	2
Smith Jr.					1	1
Walsh					0	0

3+ STEALS IN A GAME

Player	18-19	19-20	20-21	21-22	22-23	Career
Black					8	8
Council IV			0	5	3	8
Davis			2	3	3	8
Graham		1	0	2	0	3
Johnson	1	0	RS	0	1	2
Khel Mitchell		0	0	1	0	1
Khi Mitchell		0	0	2	3	5
Smith Jr.					-	-
Walsh					2	2

3+ BLOCKS IN A GAME

Player	18-19	19-20	20-21	21-22	22-23	Career
Black					0	0
Brazile				5	1	6
Graham		2	4	2	0	8
Johnson	0	0	RS	1	0	1
Khel Mitchell		1	6	11	6	24
Khi Mitchell		0	0	6	5	11

Best FG Shooting Games Under Muss

- This year's Razorbacks have produced the top-four shooting games of the Musselman era at Arkansas and five of the top six.
- ^ In fact, this year's team have produced three of the top seven shooting games in the eight years Muss has been a collegiate head coach.

1.	.627 (32-51)	Arkansas at Kentucky 02/07/23
	.627 (37-59)	Arkansas vs San Jose State 12/03/22
3.	.615 (40-65)	Nevada vs UMass 11/23/18
4.	.597 (40-67)	Nevada vs Fresno State 12/09/15
	.597 (40-67)	Nevada vs Holy Names 11/30/15
6.	.593 (35-59)	Arkansas vs Oklahoma 12/12/22
	.593 (32-54)	Nevada at Utah State 02/17/18

Above The Rim

- THIS YEAR:** Arkansas has **SIX PLAYERS** with wing spans over seven feet.

^ Team wing span average this year is 6-9

- Not only is the 2022-23 edition of Razorback basketball long .. they are athletic too.
- Arkansas teams under Coach Musselman have been described in many positive attributes. However, explosive has not been one of them. Yes, the Razorbacks have seen their share of explosive players, but not a team. That is a change in 2022-23.

DUNKS IN MUSS ERA

Year	Dunks	Gms	Avg.	Leader
2019-20	67	32	2.09	22 by Adrio Bailey
2020-21	95	32	2.97	36 by Justin Smith
2021-22	103	37	2.78	27 by Stanley Umude
2022-23	121	27	4.48	24 by Ricky Council IV

BLOCKED SHOTS IN MUSS ERA

Year	Blks	Gms	Avg.	Leader
2019-20	125	32	3.91	45 by Adrio Bailey
2020-21	158	32	4.94	51 by Connor Vanover
2021-22	153	37	4.14	41 by JayIn Williams
2022-23	143	27	* 5.30	40 by Khel Mitchell

* - 13th in the NCAA

Council on Oscar Robertson Trophy Watch List

- Arkansas guard Ricky Council IV is one of 50 players named to the United State Basketball Writers Association (USBWA) Oscar Robertson Trophy midseason watch list, which is presented to the organization's National Player of the Year.
- Council currently ranks second in the SEC in scoring (16.5 ppg). He has led the Razorbacks in scoring 10 times and reached double digits in points in 23 of the Razorbacks' 26 games.

Devo Having An All-SEC-type Season

- Davonte Davis has scored in double figures in 12 of his last 14 games. White scoring at a career-clip, Davis has continued to show he is one of the nation's best defensive players ... and doing so while playing nearly 40 minutes each game.

LAST 12 GAMES OFFENSIVELY: 15.4 ppg • 4.8 rpg • 45% FG • 42% 3PT • 3.5 assists • 1.4 steals

- Just missed his third career double-double (and third of the season) with 18 points and 9 rebounds at Mizzou

^ team-best 18 points and tied for the team lead with nine rebounds

- Made three 3-pointers in both the Mizzou and Ole Miss games (just his 2nd and 3rd time to make at least three 3's)

- Led Arkansas with 16 points vs LSU (7-of-8 FG and 2-of-2 3 PT) with seven rebounds.

- Added 16 points with a pair of 3-pointers and four assists at Baylor.

- Scored a **season-high 19 points** vs Texas A&M while **tying his career-high with 4 3-pointers made** (4-of-8).

- Backed that up at South Carolina by scoring 15 and once again **tied his career-high with 4 3-pointers made** (4-of-10).

- Had 15 points at Kentucky but added a **season-high and SEC career-high seven assists**.

- Team high 14 points at Texas A&M and once again **tied his career-high with 4 3-pointers made** (4-of-10).

DEFENSIVE HIGHLIGHTS SINCE SEC PLAY BEGAN:

*** HAS TWO STEALS IN EACH OF HIS LAST FIVE GAMES and 6 over his last 8 games**

- Held Mizzou 2nd-leading scorer D'Moi Hodge to: 7 pts (1-7 FG • 0-5 3PT • 5-6 FT)
- Held Ole Miss leading scorer Matthew Murrell to: 3 pts (1-5 FG • 0-1 3PT • 1-2 FT) - only played 5:47 of 2nd half due to injury
- Held LSU 2nd-leading scorer Adam Miller to: 9 pts (3-12 FG • 1-6 3 PT • 2-3 FT)
- Held Baylor's 2nd-leading scorer Adam Flagler to: 5 pts (1-11 FG • 0-3 3 PT • 3-4 FT)
- Held SC's leading scorer GG Jackson to: 9 pts (3-of-8 FG • 2-3 3PT • 1-2 FT)

	FG	3PT	FT	Reb	A	Stl	PTS
GAMES 1-12 (11 gms)	29-86 (33.7%)	5-27 (18.5%)	19-25 (76.0%)	38 (3.5)	27 (2.5)	16 (1.5)	82 (7.5)
GAMES 13-27 (15 gms)	76-175 (43.4%)	28-75 (37.3%)	17-26 (65.4%)	67 (4.5)	49 (3.3)	22 (1.5)	197 (13.1)

Q: Is he a 3-Point Shooter? A: He is Devo

- Devo Davis has scored in double figures in 10 of his last 12 games. During that span, he has come alive from 3-point range.

Consider: **His first 81 career games** 29-of-126 (.230) 3PT 8.3 ppg
His last 12 games 26-of-63 (.413) 3PT 14.8 ppg

It Aint Always About Stats for Devo in Arkansas Winning Games

- All of the above is great. However, Devo Davis' impact on games cannot always be measured by stats alone.
- Last year and this year, there have been eight games Arkansas has won where Devo scored 2 points or less, but had an impressive PLUS/MINUS even though the rest of this stats weren't all that great either.

GAME	FG	3PT	REB / ASSISTS	TO / BLK	STL	Pts	Plus/Minus	Won By	Min.
Mercer	0-0	0-0	4 reb / 1 assists	5 TO / 0 BLK	3 STL	0	+19	+13	33:48
Elon	0-0	0-0	6 reb / 6 assists	1 TO / 0 BLK	0 STL	1	+25	+26	34:40
At Ole Miss	0-2	0-1	1 reb / 3 assists	2 TO / 0 BLK	0 STL	0	-1	+9	22:55
At Georgia	1-3	0-1	1 reb / 1 assist	0 TO / 0 BLK	0 STL	2	+11	+26	17:04
Vs New Mexico St	0-6	0-1	3 reb / 1 assists	1 TO / 0 BLK	1 STL	2	+7	+5	34:30
Louisville	1-4	0-3	0 reb / 5 assists	1 TO / 0 BLK	0 STL	2	+15	+26	31:52
San Jose State	0-2	0-1	1 reb / 3 assists	0 TO / 1 BLK	1 STL	0	+23	+41	22:25
Florida	0-1	0-1	1 reb / 1 assists	1 TO / 0 BLK	2 STL	0	+16	+19	23:05
8 gms	2-18	(0-8)	17 reb / 21 assts	11 TO / 1 BLK	7 STL	7	+115	+165	221

Just a Minute ... or 20 ... or 40

• ARKANSAS HAS THE THREE TOP FOUR PLAYERS AMONG THE SEC IN MINUTES PLAYED.

^ Anthony Black	1st	35:31
^ Ricky Council IV	2nd	35:17
^ Devo Davis	4th	33:19

• TIMES A RAZORBACK PLAYED ALL 40 MINUTES IN REGULATION

^ Ricky Council IV	5	Creighton; Oklahoma; at LSU; at Vandy; at South Carolina
^ Anthony Black	3	Troy; at LSU; at South Carolina
^ Davonte Davis	2	LSU; at South Carolina
^ Jordan Walsh	1	Ole Miss

• TIMES A RAZORBACK PLAYED ALL 20 MINUTES IN A HALF

^ Ricky Council IV	20	Fordham (1st) • vs Louisville (1st) • vs Creighton (1st & 2nd) • vs San Diego St. (2nd, plus 5 in OT) • Troy (2nd) UNCG (2nd) • Oklahoma (1st & 2nd) • UNCA (1st) • LSU (1st & 2nd) • Bama (2nd) • at Vandy (1st & 2nd) LSU (2nd) • at Baylor (2nd) • Texas A&M (2nd) • at S. Caro (1st & 2nd) • at UK (2nd)
^ Anthony Black	17	vs Creighton (2nd) • vs San Diego St. (2nd, plus 5 in OT) • Troy (1st & 2nd) • UNCG (2nd) • at LSU (1st & 2nd) Mizzou (2nd) • at Auburn (2nd) • at Mizzou (2nd) • LSU (2nd) • Texas A&M (2nd) • at S. Caro (1st & 2nd) Miss State (2nd) • at Texas A&M (2nd) • vs Florida (1st)
^ Devo Davis	11	ND State (2nd) • UNCA (1st) • at LSU (2nd) • Mizzou (2nd) • Bama (2nd) • at Vandy (2nd) • LSU (1st & 2nd) Texas A&M (2nd) • at S. Caro (1st & 2nd) • at UK (2nd) • at Texas A&M (2nd)
^ Jordan Walsh	4	vs Creighton (2nd) • vs San Diego St. (2nd, plus 5 in OT) • Ole Miss (1st & 2nd)
^ Nick Smith Jr.	1	UNCG (1)
^ Trevon Brazile	1	vs San Diego St. (2nd, plus 5 in OT)

Getting to The Charity Stripe, A Muss Must

- Arkansas **LED THE NCAA** by making 633 free throws and attempting 833 in last season (2021-22).
- When getting to the line last season, Arkansas **LED THE SEC** (32nd in the NCAA) in free throw percentage at 76.0%.
- In general, Eric Musselman's collegiate teams do a great job getting to the free throw line. In fact, his teams have either ranked 1st or 2nd in their respective leagues and among the NCAA top 25 in each of his first seven years.

• HOWEVER, Arkansas has not gotten to line at the same rate in 2022-23.

^ The Razorbacks are currently 38th in the NCAA in FT Attempts/gm (21.4) and 43rd in FT Made/game (15.0)

^ Arkansas shot a season- best 88.5% (23-of-26) from the line at Mizzou

^ Arkansas shot 83.3% (20-of-24) at Kentucky

^ Arkansas shot 82.4% (14-of-17) vs Florida

^ Arkansas shot 81% (17-of-21) vs San Jose State

• Arkansas has made 20-plus FT five times this season

- 27 vs San Diego State • 26 vs UNCG • 23 at Mizzou • 22 vs Bradley • 20 at Kentucky

- Anthony Black made 13-of-16 free throws at Auburn ... tying for the most makes by an SEC player this season ...

HOWEVER, the rest of the team was just 6-of-16 at the line versus Auburn

• Below are Musselman's teams' ranking in the NCAA (first) and in their respective leagues (second) in the categories:

	'15-16	'16-17	'17-18	'18-19	'19-20	'20-21	'21-22	'22-23
FT Attempts	2 / 1	13 / 1	16 / 2	16 / 1	8 / 2	5 / 1	1 / 1	38 / 4
FT Made	1 / 1	24 / 2	9 / 2	17 / 1	3 / 1	2 / 1	1 / 1	43 / 4

INDIVIDUALLY

- 2016-17 Jordan Caroline: 10th in NCAA in FT Att (251)
- 2017-18 Jordan Caroline: 8th in NCAA in FT Att (251)
- 2019-20 Mason Jones led the NCAA in free throws made (233) and attempted (282)
- 2020-21 Moses Moody ranked 2nd in the NCAA in free throws made (151) and attempted (186)
- 2021-22 Four Razorbacks ranked among the SEC top 15 in free throws made

Council's Career Year

- Ricky Council IV was the American Athletic Conference Sixth Man of the Year last season at Wichita State. However, he is shattering his numbers from last season while posting career-best numbers for the year.

- Last Year (28 games):	336 pts (12.0 ppg)	110 FG / 43.7% FG	26 3PT	100 FT	45 assists	32 steals
- This Year (27 games):	444 pts (16.4 ppg)	152 FG / 45.2%FG	26 3PT	114 FT	68 assists	32 steals

Slick Rick

- Ricky Council IV has scored in double figures in 24 of 27 games this season and he ranks...

^ 2nd IN THE SEC in minutes played (35:17) **Played all 40 of regulation 5x; all 20 in a half 20x**

^ 2nd IN THE SEC in scoring (16.4 ppg)

^ 4th IN THE SEC in free throws made (114)

^ 7th in the SEC in FT% (.797)

^ 8th in the SEC in FG% (.452)

HAD A STREAK OF 16 STRAIGHT FT Made snapped vs Oklahoma

• For the first time his career, has seen action as the point guard

^ Third on the team with 68 assists ... **HIS BEST SEASON TOTAL** (had 45 last season and 20 as a freshman)

• TWICE THIS SEASON HE SET CAREER HIGHS IN ASSISTS

^ Had a **career-high seven assists** in the Fordham win. **Amazingly, his first six assists went to six different players**

^ Tied his **career-high seven assists** in the LSU win. Five in the first half and two on alley-oops in the second half

Black in the Rankings

- Anthony Black is a stat sheet stuffer.

^ **Leads the team in assists (114), steals (53) ... RANKING 4th IN THE SEC IN BOTH CATEGORIES**

^ 2nd on the team in scoring (352 pts), rebounds (106 rebs) and free throws made (100)

• LEADS THE SEC IN MINUTES (35:31)

• BLACK IS 1 OF 2 PLAYERS TO RANK AMONG THE SEC TOP 30 IN POINTS, REBOUNDS, ASSISTS AND STEALS.

^ 4th in assists (4.2) • 4th in steals (1.96) • 19th in scoring (13.1) • 27th in rebs (5.1)

^ Missouri's Kobe Brown also ranks in the SEC top 25 in the four categories

- Black was 13-of-16 at the line at Auburn ... **the 13 makes ties the second-most by an SEC player this season**

2022-23 MISCELLANEOUS STATS

RECORD BREAKDOWN

At Bud Walton Arena	2022-23: 11-2	Muss Era: 58-8
On The Road	2022-23: 2-6	Muss Era: 16-22
Neutral Site	2022-23: 4-1	Muss Era: 16-7
White "Razorback" Uni	2022-23: 2-1 *	Muss Era: 19-1 *
White '94 "Razorback" Uni	2022-23: 3-1 !	Muss Era: 23-7 !
White "Hog" Uni	2022-23: 3-1	Muss Era: 16-4
White "Arkansas" Uni	2022-23: 2-1	Muss Era: 8-1
White "Hog A" Uni	2022-23: 1-1	Muss Era: 1-1
Pink "Arkansas" Uni	2022-23: 1-0	Muss Era: 1-0
Cardinal "Arkansas" Uni	2022-23: 0-1	Muss Era: 10-15
Cardinal "Razorback" Uni	2022-23: 1-0	Muss Era: 2-3
Cardinal Camo "Arkansas" Uni	2022-23: 2-0 ^^	Muss Era: 4-0 ^^
Cardinal "Hog" Uni	2022-23: 0-1	Muss Era: 3-2 +
Cardinal "Arkansas Razorbacks" Uni	2022-23: 1-1	Muss Era: 1-1
Cardinal "Slobbering Hog" Uni	2022-23: 1-0	Muss Era: 1-0
Cardinal '94 "Razorback" Uni	2022-23: 1-0 ~	Muss Era: 1-0 ~
Anthractive Uni	2022-23: 0-1	Muss Era: 1-2

* L at Vandy '23 • ! L at Baylor • ~ home W vs Fla '23

^ home W vs Fordham & Ole Miss '22-23 • + home W vs Tenn '22

GENERAL

When ARK controls tip	2022-23: 12-4	Muss Era: 60-18
When OPP controls tip	2022-23: 6-5	Muss Era: 31-19
When ARK scores first	2022-23: 10-4	Muss Era: 53-15
When OPP scores first	2022-23: 8-5	Muss Era: 38-22

LEADS AND DEFICITS

Leading at the half	2022-23: 14-4	Muss Era: 69-7
2022-23: home: 10-0 road: 1-4 neutral: 2-0		
Trailing at the half	2022-23: 4-4	Muss Era: 19-28
2022-23: home: 3-1 road: 0-2 neutral: 1-1		
Tied at the half	2022-23: 0-1	Muss Era: 2-1
2022-23: home: 0-1 road: 0-0 neutral: 0-0		

'22-23 W/ 5:00 left	Leading: 16-3 Trailing: 2-5 Tied: 0-1
• Muss Era	Leading: 81-6 Trailing: 8-29 Tied: 2-2
'22-23 W/ 2:00 left	Leading: 17-0 Trailing: 1-7 Tied: 0-2
• Muss Era	Leading: 82-5 Trailing: 7-28 Tied: 1-4

GMS decided by 1-to-5 pts	2022-23: 2-4	Muss Era: 17-15
GMS decided by 6-to-10 pts	2022-23: 4-2	Muss Era: 22-11
GMS decided by 11+ pts	2022-23: 12-3	Muss Era: 52-11
Overtime games	2022-23: 1-0	Muss Era: 5-3

OFFENSE

Scoring less than 70 points	2022-23: 4-6	Muss Era: 18-17
Scoring 70-79 points	2022-23: 7-1	Muss Era: 34-15
Scoring 80-89 points	2022-23: 6-2	Muss Era: 25-5
Scoring 90-99 points	2022-23: 1-0	Muss Era: 11-0
Scoring 100+ points	2022-23: 0-0	Muss Era: 3-0
1-2 Hogs in Double Figures	2022-23: 0-4	Muss Era: 4-11
3 Hogs in Double Figures	2022-23: 8-2	Muss Era: 35-18
4 Hogs in Double Figures	2022-23: 8-3	Muss Era: 37-6
5-7 Hogs in Double Figures	2022-23: 2-0	Muss Era: 23-2
8+ Hogs in Double Figures	2022-23: 0-0	Muss Era: 1-0
At least 1 Hog Scores 20+	2022-23: 10-5	Muss Era: 44-18
2+ Hogs Score 20+	2022-23: 2-1	Muss Era: 17-8

FG% (Muss Era)	50%+; 8-1 (25-2) 49.9-40%: 9-5 (53-23) <40%: 1-2 (12-11)
3FG% (Muss Era)	40%+; 4-2 (20-5) 39.9-30%: 7-1 (31-12) <30%: 7-5 (40-19)

REBOUNDING/TURNOVERS

Out-rebounding opponent	2022-23: 13-3	Muss Era: 53-9
Out-rebounded by opp.	2022-23: 5-4	Muss Era: 33-26
Rebounds are even	2022-23: 0-2	Muss Era: 4-3
Grabbing 10+ off reb	2022-23: 7-7	Muss Era: 47-21
Forcing 15+ turnovers	2022-23: 12-1	Muss Era: 50-17
Committing less than 15 TO	2022-23: 11-5	Muss Era: 66-17

BY MONTH

In November	2022-23: 6-1	Muss Era: 21-1
In December	2022-23: 5-1	Muss Era: 20-5
In January	2022-23: 4-5	Muss Era: 19-14
In February	2022-23: 3-2	Muss Era: 19-9
In March	2022-23: 0-0	Muss Era: 12-6
In April	2022-23: 0-0	Muss Era: 0-0

LED HIS TEAM IN SCORING (INCLUDES TIES)

Player	18-19	19-20	20-21	21-22	22-23	Career
Black				5	5	
Brazile				0	2	2
Council IV			3	10	10	23
Davis			3	1	6	10
Graham		0	0	3	4	7
Johnson	0	5	RS	0	0	5
Kel Mitchell		0	2	11	0	13
Khi Mitchell		0	0	4	0	4
Smith					1	1
Walsh					1	1

LED HIS TEAM IN REBOUNDING (INCLUDES TIES)

Player	18-19	19-20	20-21	21-22	22-23	Career
Black				7	1	1
Brazile				5	5	12
Council IV			4	3	1	8
Davis			2	0	2	4
Graham		0	6	8	2	16
Johnson	2	8	RS	2	2	14
Kel Mitchell		0	5	8	3	16
Khi Mitchell		0	2	15	11	28
Walsh					3	3

ACADEMIC SUCCESS

KAMANI JOHNSON

• Spring 2023 Graduate • Communications



CADE ARBOGAST

• SEC Winter Academic Honor Roll Eligible (2022-23)

LAWSON BLAKE

- SEC Winter Academic Honor Roll Eligible (2022-23)
- SEC First Year Academic Honor Roll (2021-22)
- Univ. of Arkansas Chancellor's List (4.0 GPA) - Fall 2022
- Athletics' Champions Honor Roll (4.0 GPA) - Fall 2022

DAVONTE DAVIS

- SEC Winter Academic Honor Roll Eligible (2022-23)
- SEC Winter Academic Honor Roll (2021-22)
- SEC First Year Academic Honor Roll (2020-21)
- Athletics' Departmental Honor Roll (3.0-3.49 GPA) - Fall 2022
- Athletics' Departmental Honor Roll (3.0-3.49 GPA) - Fall 2021
- Athletics' Departmental Honor Roll (3.0-3.49 GPA) - Spring 2021
- Athletics' Departmental Honor Roll (3.0-3.49 GPA) - Fall 2020

DERRIAN FORD

- Univ. of Arkansas Dean's List (3.5-3.99 GPA) - Fall 2022
- Athletics' AD Honor Roll (3.5-3.99 GPA) - Fall 2022

JOSEPH PINION

- Athletics' Departmental Honor Roll (3.0-3.49 GPA) - Fall 2022

Devo Doubles Up

- Junior Davonte Davis has posted his first two career double-doubles this season.
 - ^ 10 points and career-high 10 rebounds vs UNCG
 - ^ Scored a team-best 16 points and tied his career-high with 10 rebounds vs Alabama
 - Also versus Bama, Davis led the team with three assists and two steals ... **He also played 38:29 WITH ZERO TURNOVERS**

Rejected on Their Birthday in A&M Win

- The last time Arkansas faced Texas A&M, twins Makhel and Makhi Mitchell celebrated their birthday.
- Khel Mitchell had seven blocked shots and Khi added three as Arkansas tallied 13 total rejections.
 - ^ **The seven blocks by Khel Mitchell were the most by any Musselman-coached, college player.**
 - ^ The seven blocks by Khel Mitchell were the most by a Hog since Reggie Chaney had seven at Providence in the 2019 N.I.T.
 - ^ **The 13 blocked shots by the Razorbacks were the most by any Musselman-coached, college player.**
 - ^ The 13 blocked shots by the Razorbacks were the most by an Arkansas team since getting 14 versus Georgia in 2019.
- **With the 13 rejections versus A&M, Arkansas moved from 34th to 18th in the NCAA in blocked shots, averaging 5.1 per game.**

Makhel Making An Impact

- Makhel Mitchell got his first starts in the Alabama and Vanderbilt games. Versus Ole Miss, he came off the bench, but injured his foot, playing just 21 minutes. After missing the LSU game, he returned to the lineup at Baylor and has started the next five games (Texas A&M, South Carolina, Kentucky, Miss State and at Texas A&M).
 - ^ **Over his last 10 gms: 29-42 FG (69%) • 5.3 rebs (15 off & 38 def) • 3.1 blocks (31 total)**
 - **Khel has at least one blocked shot over his last 190 and at least three in five of those 10 games**
 - Khel had then season highs with seven rebounds and three blocked shots at Baylor
 - Khel bettered his **season highs with 13 rebounds and seven blocked shots** versus Texas A&M
 - Khel scored a **season-high 15 points** and **blocked five shots** at Kentucky
 - Khel blocked four shots at Texas A&M
- **Among active SEC players, Khel's 160 career blocked shots ranks 6th**
 - ^ **Ranks 4th in the SEC (32nd NCAA) in blocked shots (1.9 avg.)**

Khi Five

- Makhi Mitchell had a slow start to the season. Specifically, he only scored a combined four points in 19 minutes versus Creighton and San Diego State in Maui.
- **HAS 35 BLOCKED SHOTS IN THE LAST 21 GAMES**
- BIG GAMES:**
 - He nearly single-handedly kept Arkansas in the game in the first half versus Troy.
 - ^ Arkansas trailed by two (33-31) at halftime thanks Khi Mitchell's 10 points (5-of-6 FG) and nine rebounds.
 - ^ In the second half, he scored four points and blocked three shots.
 - Versus UNCG, Mitchell recorded his **first double-double as a Razorback** with 13 points and **14 rebounds** (seven each half)
 - ^ **added four blocked shots and two steals.**
 - Versus Oklahoma, Mitchell scored 10 points with a game-high six rebounds with two blocked shots and a steal.
 - ^ **added a season-best four assists.**
 - At LSU, scored eight points with 12 rebounds ... Added three blocked shots.
 - At Vanderbilt, had 11 points and 8 rebounds ... **Hit his first 3-pointer of the season (and first attempt)**
 - Vs. LSU, had 10 points and eight rebounds and - for the 2nd time versus LSU this season - had three blocked shots
 - Had a **double-double** (10 and 10) **in the win over Florida** but **was an eye-popping +27 in just 20 minutes played.**

Lucky 13

- **#13** Jordan Walsh scored 12 points and led Arkansas with a **+13** in **13** minutes played at Mizzou.
- He backed that with a **13**-point performance in the win over Ole Miss and he had **13** at Kentucky

AT MIZZOU

- ^ Unfortunately, he only played 13 minutes due to foul trouble, fouling out with 6:48 left and the Razorbacks up 10
- ^ He did not miss a shot in scoring 12 points (4-4 FG • 2-2 3PT • 2-2 FT)

VS OLE MISS

- ^ Played all 40 minutes for the first time this season (was the only Razorback to play all 40 vs Ole Miss)
- ^ Scored 13 points on 5-of-9 shooting (2-of-4 from 3-point)
- ^ Grabbed seven rebounds

VS TEXAS A&M

- ^ Scored 12 points off the bench as Arkansas out-scored A&M's bench 17-0.
- ^ Added seven rebounds

AT SOUTH CAROLINA

- ^ Played 32:52 off the bench as he **tied his career-high with 10 rebounds ... including a career-best six offensive boards.**

AT KENTUCKY

- ^ Scored 13 points and did not miss a shot (4-4 FG • 1-1 3PT • 4-4 FT)
- | | | | | |
|--------------------------|-------------------------|-------------------------|-------------------------|-------------------------|
| FIRST 5 SEC GAMES | 27 pts (5.4 avg) | 12-41 FG (25%) | 1-17 3PT (5%) | 30 reb (6.0 avg) |
| LAST 10 SEC GAMES | 73 pts (7.3 avg) | 27-57 FG (47.4%) | 7-18 3PT (38.9%) | 39 reb (3.9 avg) |



ERIC MUSSELMAN LIVE RADIO SHOW

Once again, there will be 12 Arkansas basketball radio shows, all starting at 7 pm, at Sassy's Red House (Shows 1-2) Sassy's BBQ and Grille (Shows 3-12).

Tuesday, Nov. 8
Monday, Nov. 14
Monday, Dec. 5
Monday, Dec. 12
Monday, Dec. 19
Monday, Jan. 2

Monday, Jan. 9
Monday, Jan. 16
Monday, Jan. 23
Monday, Jan. 30
Monday, Feb. 13
Monday, Feb. 20



COURTSIDE WITH ERIC MUSSELMAN

There will be 10, 30-minute television shows featuring head coach Eric Musselman and co-host Chuck Barrett. Each show will air on Sunday, Please check local listings for times and channels in your area.

Sunday, Jan. 1
Sunday, Jan. 8
Sunday, Jan. 15
Sunday, Jan. 22
Sunday, Jan. 29
Sunday, Feb. 5
Sunday, Feb. 12
Sunday, Feb. 19
Sunday, Feb. 26
Sunday, Mar 5

ARKANSAS SIGNS TWO 5-STARs

Layden Blocker

6-2, 180, G

Little Rock, Ark. // Sunrise (Kansas) Christian Academy

Publication	Rating	National Rank	Position Rank	State Rank
247Sports Composite	5-Star	#25	#4 PG	#2 - Kansas
ESPN	4-Star	#22	#6 PG	#1 - Arkansas
On3 Consensus	4-Star	#28	#5 PG	#2 - Kansas
247Sports	4-Star	#29	#6 PG	#3 - Kansas
Rivals	4-Star	#29	#9 PG	-
On3	4-Star	#46	#6 PG	#3 - Kansas

- Named to the 2023 Jersey Mike's Naismith HS Player of the Year Watch List
- Projected by NBADraft.net to be the 20th pick in the 2024 NBA Draft
- Participated in the National Basketball Players Association Top 100 camp and was named to its 10-man All-Star team
- Participated in the USA Basketball junior National Team minicamp

Baye Fall

6-10, 210, F/C

Dakar, Senegal // Accelerated Schools (Denver, Colo.)



Publication	Rating	National Rank	Position Rank	State Rank
Rivals	5 Star	#11	2 C	--
On3 Consensus	5 Star	#12	3 C	1 Colorado
On3	5 Star	#14	3 C	1 Colorado
247SportsComposite	5 Star	#14	3 C	1 Colorado
247Sports	5 Star	#16	3 C	1 Colorado
ESPN	5 Star	#20	3 C	1 Colorado

- 2023 McDonald's All-American
- Named to the 2023 Jersey Mike's Naismith HS Player of the Year Watch List
- Projected by NBADraft.net as the #4 overall pick in the 2024 NBA Draft and NBADraftRoom.com has him at the 17th pick
- Was a standout at the prestigious National Basketball Players Association top 100 camp in the summer of 2022 when he led the event in scoring with 14.9 points per game in seven games ... Had a camp-leading 9.4 rebounds per game and averaged an event-leading 4.9 offensive rebounds per game ... Joined fellow Arkansas signee Layden Blocker on the 10-man All-Star squad for the event.
- Was co-MVP performance at the 2021 Pangos All-American Camp.



LAYDEN BLOCKER



BAYE FALL

ARKANSAS IN 2022-23 RANKINGS

Thru Feb. 19, 2023



TEAM IN THE NCAA/SEC	NCAA	SEC	NO.
Assist/Turnover Ratio (352 ranked)	204	11	1.02
Assists Per Game (352 ranked)	156	7	13.4
Bench Points per game (352 ranked)	181	12	19.04
Blocks Per Game (352 ranked)	11	3	5.3
Effective FG pct (352 ranked)	120	3	0.523
Fastbreak Points (352 ranked)	63	3	12.04
Field Goal Percentage (352 ranked)	24	1	48.0
Field Goal Percentage Defense (352 ranked)	51	7	41.0
Fouls Per Game (352 ranked)	292	10	18.6
Free Throw Attempts Per Game (352 ranked)	37	4	21.4
Free Throw Percentage (352 ranked)	223	8	70.1
Free Throws Made Per Game (352 ranked)	43	4	15
Rebound Margin (352 ranked)	81	6	3.5
Rebounds (Defensive) Per Game (352 ranked)	113	4	25.74
Rebounds (Offensive) Per Game (352 ranked)	204	12	9.89
Rebounds Per Game (352 ranked)	138	10	35.63
Scoring Defense (352 ranked)	61	4	65.6
Scoring Margin (352 ranked)	47	3	8.6
Scoring Offense (352 ranked)	120	5	74.2
Steals Per Game (352 ranked)	41	4	8.3
Three Point Attempts Per Game (352 ranked)	342	14	15.7
Three Point Percentage (352 ranked)	328	11	30.4
Three Point Percentage Defense (352 ranked)	73	7	31.9
Three Pointers Per Game (352 ranked)	344	14	4.8
Turnover Margin (352 ranked)	99	5	1.3
Turnovers Forced Per Game (352 ranked)	60	4	14.56
Turnovers Per Game (352 ranked)	239	13	13.2
Winning Percentage (352 ranked)	81	5	66.7

RAZORBACKS IN THE NCAA/SEC

Assist/Turnover Ratio (350 ranked)	Anthony Black	299	13	1.31
Assists (348 ranked)	Anthony Black	111	4	114
Assists Per Game (348 ranked)	Anthony Black	117	4	4.2
Blocks (336 ranked)	Makhel Mitchell	63	5	40
	Makhi Mitchell	76	7	38
Blocks Per Game (349 ranked)	Makhel Mitchell	32	4	1.9
	Makhi Mitchell	77	7	1.41
Double Doubles (559 ranked)	Makhi Mitchell	346	15	2
	Davonte Davis	346	15	2
	Trevon Brazile	346	15	2
Field Goal Attempts (347 ranked)	Ricky Council IV	161	4	336
Field Goal Percentage (342 ranked)	Ricky Council IV	200	8	45.2
Field Goals (343 ranked)	Ricky Council IV	153	5	152
Free Throw Attempts (346 ranked)	Ricky Council IV	80	6	143
	Anthony Black	100	8	138
Free Throw Percentage (349 ranked)	Ricky Council IV	198	7	79.7
	Anthony Black	348	17	72.5
Free Throws (344 ranked)	Ricky Council IV	60	3	114
	Anthony Black	133	9	100
Minutes Per Game (346 ranked)	Anthony Black	51	1	35:31
	Ricky Council IV	65	2	35:17
	Davonte Davis	214	4	33:19
Points (346 ranked)	Ricky Council IV	143	2	444
Points Per Game (349 ranked)	Ricky Council IV	139	2	16.4
Rebounds (347 ranked)	Makhi Mitchell	330	12	160
Rebounds (Defensive) Per Game (349 ranked)	Makhi Mitchell	325	11	4.33
Rebounds (Offensive) Per Game (350 ranked)	--	--	--	--
Rebounds Per Game (350 ranked)	Makhi Mitchell	329	14	5.9
Steals (343 ranked)	Anthony Black	44	4	53
	Davonte Davis	227	15	38
Steals Per Game (346 ranked)	Anthony Black	47	4	1.96
	Davonte Davis	210	15	1.46
Three Point Attempts (338 ranked)	--	--	--	--
Three Point Percentage (109 ranked)	--	--	--	--
Three Pointers Per Game (343 ranked)	--	--	--	--
Total 3-point FGM (330 ranked)	--	--	--	--
Triple Doubles (2 ranked)	--	--	--	--



2022-23 SEC STANDINGS

THROUGH SAT • FEB. 18



	SEC	PCT.	HOME	AWAY	OVERALL	PCT.	HOME	ROAD	NEUTRAL	STRK
Alabama	13-1	.929	7-0	6-1	23-4	.846	13-0	8-2	2-2	W1
Texas A&M	12-2	.857	7-0	5-2	20-7	.741	13-1	6-3	1-3	W5
Kentucky	9-5	.643	5-2	4-3	18-9	.667	13-3	4-4	1-2	W2
Tennessee	9-5	.643	5-2	4-3	20-7	.741	12-2	4-4	4-1	L1
Auburn	8-6	.571	5-2	3-4	18-9	.667	12-2	4-6	2-1	L1
Vanderbilt	8-6	.571	5-2	3-4	15-12	.556	10-5	4-5	1-2	W5
Arkansas	7-7	.500	5-2	2-5	18-9	.667	12-2	2-6	4-1	W1
Florida	7-7	.500	5-2	2-5	14-13	.519	9-4	3-6	2-3	L1
Missouri	7-7	.500	5-2	2-5	19-8	.704	14-3	3-5	2-0	L2
Georgia	6-8	.429	5-2	1-6	16-11	.593	13-2	1-8	2-1	L1
Mississippi State	6-8	.429	3-4	3-4	18-9	.667	10-4	4-4	4-1	W1
South Carolina	3-11	.214	0-7	3-4	10-17	.370	6-7	4-6	0-4	W1
Ole Miss	2-12	.143	0-7	2-5	10-17	.370	6-9	2-7	2-1	L3
LSU	1-13	.071	1-6	0-7	12-15	.444	9-7	0-7	3-1	L14

AP (Feb. 20)

1	Houston (48)	25-2	1,534
2	ALABAMA (7)	23-4	1,448
3	Kansas (7)	22-5	1,409
4	UCLA	23-4	1,363
5	Purdue	24-4	1,294
6	Virginia	21-4	1,228
7	Arizona	24-4	1,213
8	Texas	21-6	1,083
9	BAYLOR	20-7	1,013
10	Marquette	21-6	968
11	TENNESSEE	20-7	887
12	Gonzaga	23-5	856
13	Miami (Fla.)	22-5	833
14	Kansas State	20-7	666
15	Saint Mary's	24-5	650
16	Xavier	20-7	563
17	Indiana	19-8	539
18	UConn	20-7	440
19	CREIGHTON	18-9	361
20	Providence	20-7	350
21	Northwestern	20-7	349
22	SAN DIEGO STATE	21-5	336
23	Iowa State	17-9	309
24	TCU	18-9	162
25	TEXAS A&M	20-7	125

RECEIVING VOTES: North Carolina State 54, Pittsburgh 34, Maryland 14, Oral Roberts 14, **KENTUCKY 12**, Boise State 12, **ARKANSAS 6**, Florida Atlantic 6, Charleston 4, **MISSOURI 3**, Duke 3, Illinois 2, Kent State 2, Nevada 1, Oklahoma State 1

COACHES (FEB. 20)

1	Houston (24)	25-2	791
2	ALABAMA (6)	23-4	753
3	UCLA	23-4	716
4	Kansas (1)	22-5	693
5	Purdue	24-4	669
6	Virginia	21-4	638
7	Arizona (1)	24-4	607
8	Texas	21-6	588
9	Marquette	21-6	515
10	BAYLOR	20-7	512
11	Miami-Florida	22-5	437
12	Gonzaga	23-5	431
13	TENNESSEE	20-7	398
14	Saint Mary's	24-5	349
15	Xavier	20-7	309
16	Kansas State	20-7	299
17	Indiana	19-8	288
18	Providence	20-7	226
19	CREIGHTON	18-9	225
20	SAN DIEGO ST.	21-5	180
21	Iowa State	17-9	174
22	Northwestern	20-7	148
23	Connecticut	20-7	128
24	NC State	21-7	93
25	TEXAS A&M	20-7	87

RECEIVING VOTES: Texas Christian 64, Florida Atlantic 14, Pittsburgh 13, Duke 13, Maryland 10, **KENTUCKY 8**, Oral Roberts 6, Boise St. 6, Texas Tech 4, Iowa 4, **AUBURN 2**, Rutgers 1, Oklahoma State 1.

SEC SCHEDULE

TUESDAY, FEBRUARY 21	TV	CT
Tennessee at Texas A&M	ESPN/2	6:00 pm
Mississippi State at Missouri	SECN	6:00 pm
Georgia at Arkansas	SECN	8:00 pm
WEDNESDAY, FEBRUARY 22	TV	CT
Kentucky at Florida	ESPN/2	6:00 pm
Vanderbilt at LSU	SECN	6:00 pm
Alabama at South Carolina	ESPN/2/U	8:00 pm
Ole Miss at Auburn	SECN	8:00 pm
SATURDAY, FEBRUARY 25	TV	CT
Missouri at Georgia	SECN	12:00 pm
Arkansas at Alabama	ESPN/2	1:00 pm
Texas A&M at Mississippi State	SECN	2:30 pm
Auburn at Kentucky	CBS	3:00 pm
Florida at Vanderbilt	ESPN2/U	5:00 pm
South Carolina at Tennessee	SECN	5:00 pm
LSU at Ole Miss	SECN	7:30 pm

HOGS RANKING BY WEEK

WEEK	AP	COACH	NET
Preseason	10	10	No Poll
Nov. 14	9	10	No Poll
Nov. 21	9	9	No Poll
Nov. 28	T11	11	No Poll
Dec. 5	9	8	25
Dec. 12	10	10	24
Dec. 19	10	8	17
Dec. 26	9	7	10
Jan. 2	13	13	12
Jan. 9	15	16	16
Jan. 16	25	25	27
Jan. 23	T33 RV (9)	--	27
Jan. 30	T39 RV (9)	--	28
Feb. 6	34 RV (11)	--	29
Feb. 13	35 RV (4)	--	23
Feb. 20	32 RV (6)	--	19
Feb. 27			
Mar 6			
Mar 13			
Apr. 4			

ARKANSAS IN THE POLLS

Ranking in AP Poll unless " * " indicating only ranked in the Coaches Poll

As	Overall	H	A	N	Last Meeting	Last Win
As #1	16-4	8-0	6-2	2-2	W, 97-79 vs #14 Georgetown @MEM (11/27/94)	Same
As #2	38-4	17-1	7-0	14-3	W, 76-72 vs #2 Duke @NCAA (4/4/94)	Same
As #3	29-5	13-0	10-5	6-0	W, 97-79 vs Tennessee (1/7/95)	Same
As #4	13-2	8-0	3-2	2-0	W, 94-71 at Missouri (12/3/94)	Same
As #5	13-8	1-1	2-4	10-3	L (OT), 95-93 vs #3 Kentucky @SEC (3/12/95)	69-58 vs #20 Alabama @SEC (3/11/95)
As #6	18-3	6-0	5-0	7-3	L, 89-78 vs #1 UCLA @NCAA (4/3/95)	75-68 vs #4 N. Carolina @NCAA (4/1/95)
As #7	18-1	4-0	7-0	7-1	W, 68-66 vs Auburn (3/4/95)	Same
As #8	9-10	6-1	1-5	2-4	L, 78-71 vs LSU @SEC (3/13/21)	70-64 vs Missouri @SEC (3/12/21)
As #9	27-7	7-1	6-2	15-4	L, 60-57 at LSU (12/28/22)	88-78 vs Oklahoma (12/10/22) @ Tulsa
As #10	20-4	11-1	2-1	7-2	W, 85-51 vs UNC Asheville (12/21/22)	Same
As #11	22-6	12-2	6-4	4-0	W, 99-58 vs San Jose St (12/03/22)	Same
As #12	22-9	11-0	8-5	2-4	L, 88-66 vs Oklahoma (12/11/21)	86-66 vs Charlotte (12/8/21)
As #13	18-6	12-1	3-5	3-0	L, 72-59 at #22 Auburn (1/7/23)	74-68 vs #20 Missouri (1/4/23)
As #14	29-5	13-0	8-2	8-3	L, 78-74 at #13 Tennessee (3/5/22)	77-73 vs LSU (3/2/22)
As #15	16-6	4-2	9-2	3-2	L, 97-84 at Vanderbilt (1/14/23)	90-68 vs Tennessee State (11/7/00)
As #16	17-5	12-0	3-4	2-1	W, 93-80 vs UNI (11/7/21)	Same
As #17	18-9	5-0	5-2	****8-7	W, 69-78 vs #9 Duke @NCAA (3/26/22)	74-68 vs #1 Gonzaga @NCAA (3/24/22)
As #18	20-9	*10-4	8-4	2-1	W, 75-73 vs #6 Kentucky (2/26/22)	Same
As #19	16-7	8-2	3-3	5-2	L, 96-82 vs Ole Miss (1/17/15)	67-45 vs Wofford (11/9/07)
As #20	24-4	**11-0	1-0****12-4	W, 83-75 vs LSU (2/27/21)	Same	
As #21	6-4	3-0	0-1	3-3	L, 87-78 vs #15 N. Carolina @NCAA (3/21/15)	56-53 vs Wofford @NCAA (3/19/15)
As #22	8-5	4-1	2-3	2-1	L, 78-77 at Auburn (1/6/18)	84-79 (OT) vs Miss State @SEC (3/6/99)
As #23	7-1	5-0	2-1	0-0	W, 58-48 vs #16 Tennessee (2/19/22)	Same
As #24	7-1	4-0	3-0	0-1	L, 89-81 vs Hofstra @ NLR (12/18/21)	Same
As #25	6-3	6-0	0-3	0-1	W, 69-57 vs Ole Miss (01/21/23)	Same
TOT.	437-128	201-17	110-60	126-52	W, 69-57 vs Ole Miss (01/21/23)	Same

ARKANSAS VERSUS THE POLLS

Ranking in AP Poll unless " * " indicating only ranked in the Coaches Poll

Vs	Overall	H	A	N	Last Meeting	Last Win
Vs #1	3-11	1-2	0-2	2-7	W, 74-68 vs Gonzaga @NCAA (03/24/22)	Same
Vs #2	6-8	5-2	0-5	1-1	W, 80-69 vs Florida (2/5/13)	Same
Vs #3	0-15	0-1	0-3	0-11	L, 81-72 vs Baylor @ NCAA (3/29/21)	--
Vs #4	5-13	2-3	1-7	2-3	L, 84-69 vs Alabama (1/11/23)	96-88 vs Oklahoma (12/30/08)
Vs #5	4-4	4-1	0-1	0-2	W, 74-71 vs Texas A&M (1/27/16)	Same
Vs #6	7-11	4-3	0-5	3-3	W, 75-73 vs Kentucky (2/26/22)	Same
Vs #7	1-5	1-0	0-1	0-4	W, 67-64 vs Texas (1/6/09)	Same
Vs #8	3-4	2-0	1-3	1-1	L, 82-65 vs Kentucky @SEC (3/12/17)	88-61 vs Alabama (1/6/07)
Vs #9	2-6	0-0	1-4	1-2	L, 78-69 vs Duke @NCAA (3/26/22)	91-82 vs Arizona @NCAA (4/2/94)
Vs #10	5-5	2-2	2-1	1-2	L, 90-87 vs Creighton (11/22/22)	(OT), 86-81 at Missouri (2/13/21)
Vs #11	5-8	2-2	1-4	2-2	L (OT), 79-76 vs Auburn (2/4/20)	104-93 vs Missouri (12/5/95)
Vs #12	7-9	2-2	2-4	*3-3	W, 65-58 at LSU (1/15/22)	Same
Vs #13	6-4	3-0	0-2	3-2	L, 78-74 at Tennessee (3/5/22)	87-85 vs Kentucky (1/14/14)
Vs #14	5-7	3-2	0-3	2-2	L, 67-64 at Texas Tech (1/26/19)	91-82 vs Auburn (2/27/18)
Vs #15	3-5	3-0	0-2	0-3	L, 87-78 vs N. Carolina @NCAA (3/21/15)	98-88 vs Mississippi State (1/7/12)
Vs #16	4-7	2-2	0-4	2-1	W, 58-48 vs Tennessee (2/19/22)	Same
Vs #17	4-4	1-2	1-1	2-1	L, 67-64 at Baylor (1/28/23)	(OT), 78-74 vs San Diego St (11/23/22)
Vs #18	5-7	1-2	2-3	2-2	L, 84-67 at Ole Miss (1/19/19)	80-73 at Ole Miss (1-31-10)
Vs #19	8-3	3-1	3-1	2-1	W, 90-89 at LSU (2/2/19)	Same
Vs #20	11-5	5-2	1-2	5-1	W, 74-68 vs Missouri (1/5/23)	Same
Vs #21	5-3	2-1	1-0	2-2	W, 68-66 vs TX Tech @NCAA (3/21/21)	Same
Vs #22	4-3	4-1	0-2	0-0	L, 72-59 at #22 Auburn (1/7/23)	(OT), 77-76 vs Kentucky (2/23/11)
Vs #23	3-7	1-2	0-3	2-2	W, 80-72 vs Florida @SEC (3/9/18)	Same
Vs #24	2-4	1-2	*0-1	*1-1	*L, 90-59 at Alabama (1/16/21)	*86-72 vs Indiana @NCAA (3/21/08)
Vs #25	4-5	*3-2	*0-1	1-2	L, 62-56 at Texas A&M (2/15/16)	82-74 vs Vanderbilt (1/31/12)
TOT.	112-162	57-36	16-65	39-61	L, 62-56 at #25* Texas A&M (2/15/23)	74-68 vs #20 Missouri (1/4/23)

RANKED ARKANSAS VERSUS RANKED OPPONENT

Overall	H	A	N
48-50	18-4	4-16	26-30
LAST TIME: #13 ARK at #22 AUB - L, 72-59 (01/07/23) LAST W: 74-68 v #20 MIZ (01/04/23)			
LAST W at Home: #13 ARK v #20 MIZ - W, 74-68 (01/04/23)			
LAST W on Road: #10 ARK at #18 BAMA - W, 86-80 (2/15/95)			
LAST W vs Neutral: #9 ARK vs #17 AZTECS - W, 78-74 (ot) (11/23/22)			

LAST TIME HOGS WON AS TOP 25

	HOME	ROAD	NEUTRAL
#1: Miss State	3/5/94	LSU	3/2/94
#2: NW (La) St	12/4/93	Baylor	1/26/91
#3: Tennessee	1/7/95	Ole Miss	1/4/95
#4: Jackson St	11/30/94	Missouri	12/03/94
#5: Miss State	1/11/95	Tennessee	1/29/94
#6: Montevallo	2/5/94	UAB	1/27/90
#7: Auburn	3/4/95	Florida	3/24/90
#8: Montevallo	2/25/95	LSU	2/22/95
#9: Oklahoma	12/10/22	S. Carolina	1/21/95
#10: UNCA	12/21/22	Alabama	2/15/95
#11: San Jose St	12/03/22	S. Alabama	11/29/89
#12: Charlotte	12/7/21	S. Carolina	3/2/21
#13: Missouri	01/04/23	S. Carolina	1/9/93
#14: LSU	3/2/22	Alabama	2/13/93
#15: Tenn State	11/27/20	Miss State	1/31/98
#16: UNI	11/7/21	S. Alabama	12/30/91
#17: SE Mo. State	11/27/82	Florida	2/6/93
#18: Kentucky	2/26/22	Florida	2/22/22
#19: Wofford	11/9/07	Wake Forest	12/23/98
#20: LSU	2/27/21	LSU	1/2/99
#21: North Texas	12/05/00	--	(0-1)
#22: Providence	1/23/39	Memphis	1/10/98
#23: Tennessee	2/19/22	Missouri	2/15/22
#24: Florida	2/16/21	Ole Miss	2/14/15
#25: Iowa	11/30/14	--	(0-1)

LAST TIME HOGS WON VS TOP 25

	• HOME •	• ROAD •	• NEUTRAL •
#1: Auburn	2/9/22	--	(0-2) Gonzaga 3/124/22
#2: Florida	2/5/13	--	(0-5) UCLA 3/16/78
#3: --	(0-1)	--	(0-3) -- (0-11)
#4: Oklahoma	12/30/08	Kentucky 2/9/94	Tennessee 3/15/08
#5: Texas A&M	1/27/16	--	(0-2) -- (0-2)
#6: Kentucky	2/26/22	--	(0-5) Duke 4/4/94
#7: Texas	1/6/09	--	(0-1) -- (0-4)
#8 Alabama	1/6/07	Kentucky 1/25/92	Arizona (0-11)
#9: --	--	Arizona 12/6/92	LSU 4/2/94
#10: Florida	2/18/06	Missouri 2/13/21	ASU 3/1/00
#11: Missouri	12/5/95	Texas 2/1/79	Missouri 11/28/80
#12: Texas	2/6/82	LSU (2-4)	Virginia 3/23/95
#13: Kentucky	1/14/14	--	(0-1) Fresno St. 11/29/97
#14: Auburn	2/27/18	--	(0-3) Georgetown 11/27/94
#15: Miss State	1/7/12	--	(0-2) -- (0-3)
#16: Tennessee	2/19/22	--	(0-4) Florida 3/10/06
#17: Ole Miss	2/5/10	Kentucky 2/27/14	San Diego St 11/23/22
#18: Vanderbilt	3/1/08	Ole Miss 1/31/10	Vanderbilt 3/14/08
#19: Auburn	3/5/00	LSU 2/2/19	Alabama 3/1/08
#20: Missouri	1/05/23	Alabama 2/28/01	Marquette 3/16/96
#21: Texas A&M	2/27/18	S. Carolina 2/15/17	Texas Tech 3/21/21
#22: Kentucky	2/13/11	--	(0-1) --
#23: LSU	3/3/92	Texas 3/3/91	Florida 3/9/18
#24: UAB	12/2/00	--	(0-1*) Indiana* 3/21/85
#25: Vanderbilt	1/31/12	--	(0-0) Syracuse 3/19/88

VERSUS 2022-23 OPPONENTS

NON-CONFERENCE

School	Gms	Series Record	H	A	N	Last Meeting
Baylor	145	Arkansas Leads, 96-49	53-11	37-33	6-5	A - L, 67-64 (2/28/23)
Bradley	1	Arkansas Leads, 1-0	0-0	0-0	1-0	N - W, 76-57 (12/17/22) @ NLR
Creighton	3	Creighton Leads, 2-1	0-0	0-1	2-0	N - L, 90-87 (11/22/22)
Fordham	3	Arkansas Leads, 2-1	1-0	0-0	1-1	H - W, 64-48 (11/11/22)
Louisville	8	Series Tied 4-4	0-1	1-0	3-3	N - W, 80-54 (11/21/22)
North Dakota State	2	Arkansas Leads, 2-0	2-0	0-0	0-0	H - W, 76-58 (11/07/22)
Oklahoma	30	Arkansas Leads, 19-13	8-5	3-7	6-1	N - W, 88-78 (12/10/22) @ Tulsa
San Diego State	3	Arkansas Leads, 3-0	0-0	0-0	3-0	N - W, 78-74 (ot) (11/23/22)
San Jose State	1	Arkansas Leads, 1-0	1-0	0-0	0-0	H - W, 99-58 (12/03/22)
South Dakota State	1	Arkansas Leads, 1-0	1-0	0-0	0-0	H - W, 71-56 (11/16/22)
Troy	6	Arkansas Leads, 5-1	3-1	0-0	2-0	H - W, 74-61 (11/28/22)
UNC Asheville	1	Arkansas Leads, 1-0	1-0	0-0	0-0	H - W, 85-51 (12/21/22)
UNC Greensboro	2	Arkansas Leads, 2-0	2-0	0-0	0-0	H - W, 65-58 (12/06/22)

SOUTHEASTERN CONFERENCE

School	Gms	Series Record	H	A	N	Last Meeting
Alabama	67	Arkansas Leads, 36-31	20-7	8-22	8-2	H - L, 84-69 (01/11/23)
• SEC Only	57	Arkansas Leads, 29-28	20-7	8-20	1-1	
Auburn	58	Arkansas Leads, 37-21	23-5	13-15	1-1	A - L, 72-59 (01/07/23)
• SEC Only	57	Arkansas Leads, 37-20	23-5	13-15	1-0	
Florida	41	Arkansas Trails, 15-26	10-7	3-14	2-5	H - W, 84-65 (02/18/23)
• SEC Only	SAME					
Georgia	41	Arkansas Leads, 25-16	12-3	6-10	6-3	A - W, 99-73 (02/02/22)
• SEC Only	SAME					
Kentucky	47	Arkansas Trails, 14-33	8-8	5-15	1-10	A - W, 88-73 (02/07/23)
• SEC Only	42	Arkansas Trails, 14-28	8-8	5-13	1-8	
LSU	77	Arkansas Leads, 42-35	23-8	13-20	6-7	H - W, 60-40 (01/24/23)
• SEC Only	68	Arkansas Leads, 38-30	23-8	12-19	3-3	
Ole Miss	85	Arkansas Leads, 52-33	18-11	10-20	24-2	H - W, 67-57 (01/21/23)
• SEC Only	56	Arkansas Leads, 30-27	18-10	10-18	1-0	
Mississippi State	68	Arkansas Leads, 35-33	23-9	7-23	5-1	H - L, 70-64 (02/11/23)
• SEC Only	59	Arkansas Leads, 30-29	22-8	6-21	2-0	
Missouri	60	Arkansas Leads, 33-27	19-10	12-17	2-0	A - L, 76-79 (01/18/23)
• SEC Only	23	Arkansas Leads, 14-9	9-2	4-7	1-0	
South Carolina	38	Arkansas Leads, 23-15	12-5	8-8	3-2	A - W, 65-63 (02/04/23)
• SEC Only	SAME					
Tennessee	46	Arkansas Trails, 22-24	12-4	4-15	6-5	A - L, 78-74 (03/05/22)
• SEC Only	42	Arkansas Trails, 19-23	12-4	4-15	3-4	
Texas A&M	166	Arkansas Leads, 106-60	61-15	38-40	7-5	A - L, 62-56 (02/15/23)
• SEC Only	20	Arkansas Leads 11-9	9-1	2-7	0-1	
Vanderbilt	43	Arkansas Leads, 29-14	16-4	8-9	5-1	A - L, 97-84 (01/14/23)
• SEC Only	41	Arkansas Leads 28-13	15-4	8-8	5-1	

AT THE SEC TOURNEY

Overall: 29-29
 1st Rd: 4-10
 2nd Rd: 1-2
 Quarterfinal: 16-2
 Semifinal: 7-9
 Final: 1-6

RECORD BY OPPONENT

Opponent	Record	Last Meeting
Alabama	1-1	1995, W, 69-58 (Semis)
Auburn	1-0	2000, W, 75-67 (Final)
Florida	2-5	2015, W, 66-50 (2nd)
Georgia	6-3	2015, W, 60-49 (Semis)
Kentucky	1-9	2017, L, 82-65 (Final)
LSU	3-3	2022, W, 79-67 (Quart)
Ole Miss	1-0	2017, W, 73-72 (Quart)
Mississippi State	2-0	2007, W, 81-64 (Semis)
Missouri	1-0	2021, W, 70-64 (Quart)
South Carolina	3-2	2018, W, 69-64 (2nd)
Tennessee	3-4	2018, L, 84-66 (Semis)
Texas A&M	0-1	2022, L, 84-64 (Semis)
Vanderbilt	5-1	2020, W, 86-73 (1st)

AT THE NCAA TOURNEY

Overall: 48-34
 1st Rd: 19-8
 2nd Rd: 11-10
 Sweet 16: 8-5
 Elite 8: 6-5
 Final Four: 2-4
 Championship: 1-1
 - Regional/Final Consolations: 2-1

RECORD BY OPPONENT

Opponent	Record	Last Meeting
Alabama	1-0	1991, W, 93-70 (Sweet 16)
Arizona	1-0	1994, W, 91-82 (Final 4)
Arizona State	1-0	1991, W, 97-90 (2nd)
Baylor	0-1	2021, L, 81-72 (Elite 8)
Bucknell	0-1	2006, L, 59-55 (1st)
Butler	0-1	2018, L, 79-62 (1st)
Cal St-Fullerton	1-0	1979, W, 61-58 (Elite 8)
Cincinnati	0-1	1958, L, 97-62 (Final 4 con)
Colgate	1-0	2021, W, 85-68 (1st)
Dayton	1-0	1990, W, 86-84 (2nd)
Duke	1-2	2022, L, 78-69 (Elite 8)
Georgetown	1-1	2001, L, 63-61 (1st)
Georgia State	1-0	1999, W, 117-76 (1st)
Gonzaga	1-0	2022, W, 74-68 (Sweet 16)
Holy Cross	1-0	1993, W, 94-64 (1st)
Indiana	1-0	2008, W, 86-72 (1st)
Indiana State	0-1	1979, L, 73-71 (Elite 8)
Iowa	1-1	1999, L, 82-72 (2nd)
Kansas	0-1	1991, L, 93-71 (Elite 8)
Kansas State	0-2	1982, L, 65-64 (2nd)
Kentucky	0-1	1979, L, 64-59 (Final 4)
LSU	0-1	1981, L, 75-56 (Sweet 16)
Louisville	2-2	1989, L, 93-74 (2nd)
Loyola-Marymount	1-0	1989, W, 120-101 (1st)
Marquette	1-0	1996, W, 65-56 (2nd)
UMass	0-1	1996, L, 79-63 (Sweet 16)
Memphis	1-1	1995, W, 96-91 OT (Sweet 16)
Mercer	1-0	1981, W, 73-67 (1st)
Miami (Fla.)	0-1	2000, L, 75-71 (1st)
Michigan	1-0	1994, W, 76-68 (Elite 8)
Murray State	1-0	1992, W, 80-60 (1st)

#PROHOGS

41 NBA Draft Selections	16 All-Star Game Appearances	14 All-Defensive Team Honors
--------------------------------	-------------------------------------	-------------------------------------



PATRICK BEVERLEY

- 11th Year in NBA
- 3x NBA All-Defensive Team
- 2009 - 2nd RD/42nd overall



DANIEL GAFFORD

- 4th Year in NBA
- 2019 - 2nd RD/38th overall



ISAIAH JOE

- 3rd Year in NBA
- 2020 - 2nd RD/49th overall



MOSES MOODY

- 2nd Year in NBA
- 1st Hog to be "1 & Done"
- 2021 - 1st RD/14th Pick
- 2022 NBA Champion



BOBBY PORTIS

- 8th Year in NBA
- 2021 NBA Champion
- 2015 - 1st RD/22nd overall



STANLEY UMUDE

- 1st Year in NBA
- 2023 Free Agent
- Inked 10-day contract 2/10/23



JAYLIN WILLIAMS

- 1st Year in NBA
- 2022 - 2nd RD/34th overall

CURRENT #PROHOGS TO PLAY IN NBA

- Courtney Fortson (Clippers, Rockets)
- Mason Jones (Rockets, 76ers, Lakers)
- Dusty Hannahs (Grizzlies)
- Daryl Macon (Mavericks, Heat)
- Sonny Weems (Nuggets, Raptors, Suns, 76ers)

13 First Round Draft Picks	7 All-NBA Selections	6 NBA Champions
-----------------------------------	-----------------------------	------------------------



PROHOGS AROUND THE WORLD

Adrio Bailey #	Frankston Blues (Australia)
Jaylen Barford	Lokomotiv (Russia)
Coty Clarke	Nagoya DD (Japan)
Jeantal Cylla #	Union SF (Argentina)
Jabril Durham	Szolnok (Hungary)
Olumuyiwa Famutimi	Scarborough (Canada)
Courtney Fortson	PGE Spojnia Stargard (Poland)
Dusty Hannahs	Santa Cruz Warriors (G League)
Delvon Johnson	Usti n/Labem (Czech Republic)
Joe Johnson	Triplets (USA BIG3)
Mason Jones #	Mexico City (G League)
Chris Lykes #	Horsens IC (Denmark)
Daryl Macon	Unics (Russia)
JD Notae #	Aris (Greece)
Emeka Obukwelu #	Skrjjevo (Croatia)
Michael Qualls	Al Riyadi (Lebanon)
Jalen Tate #	Peja (Kosovo)
Dustin Thomas	Prishtina (Kosovo)
Charles Thomas	Penarol (Uruguay)
Justin Smith #	Delaware Blue Coats (G League)
Au'Diese Toney #	Lakeland Magic (G League)
Trey Wade #	Arka Gdynia (Poland)
Sonny Weems	Shanxi Loongs (China)

- Played for Eric Musselman





ERIC MUSSELMAN

ARKANSAS HEAD COACH

San Diego, 1987

91-37 • 4th year as Arkansas head coach

201-71 • 8th year as collegiate head coach

503-291 • 14 seasons as professional head coach

- 1996 USBL Coach of the Year
- 2003 NBA Coach of the Year Runner-Up
- 2012 NBA D-League Coach of the Year
- 2016 Bleacher Report's Mountain West Coach of the Year
- 2017 USBWA District VIII Coach of the Year
- 2018 USBWA District VIII Coach of the Year
- 2018 NABC District 17 Coach of the Year
- 2018 Mountain West Coach of the Year
- **2021 Jim Phelan Coach of the Year Finalist**
- **2021 Werner Ladder Naismith Coach of the Year Semifinalist**
- **2021 Basketball Times Midlands District Coach of the Year**

COLLEGIATE HEAD COACHING RECORD

Year	Overall	Conf	Finish	Conf Tourn	NCAA/CBI Postseason
2015-16	24-14	10-8	MW (T4th)	1-1	5-1 • CBI Champion
2016-17	28-7	14-4	MW (1st)	3-0 *	0-1 • #12 seed NCAA 1st Rd
2017-18	29-8	15-3	MW (1st)	1-1	2-1 • #7 seed NCAA Sweet 16
2018-19	29-5	15-3	MW (1st)	1-1	0-1 • #7 seed NCAA 1st Rd
2019-20	20-12	7-11	SEC (T10th)	1-0 +	Canceled
2020-21	25-7	13-4	SEC (2nd)	1-1	3-1 • #3 seed Elite 8
2021-22	28-9	13-5	SEC (4th)	1-1	3-1 • #4 seed Elite 8
2022-23	18-9	7-7			
Total	201-71	94-45		9-5	13-6 (8-5 NCAA / 5-1 CBI)

* - Tournament champion / + - SEC Tourney canceled after Rd 1 due to COVID

MUSSELMAN'S CAREER AS HEAD COACH

NOTE: Professional basketball **DOES NOT** count postseason toward season W-L record nor to head coach W-L record

Year	Team	League	Record	Note for the Season	Reg. Season Div./Conf. Finish	Postseason
1989-90	Rapid City	CBA	42-14	MOST WINS IN CBA	1st National Conf.	Finals (8-8) *
1991-92	Rapid City	CBA	37-19	2nd-most wins in CBA	1st National Conf.	Finals (9-7) *
1992-93	Rapid City	CBA	44-12	MOST WINS IN CBA	1st National Conf.	Conf. Finals (5-3) *
1993-94	Rapid City	CBA	37-19	MOST WINS IN CBA	1st National Conf.	Conf. Finals (5-5) *
1994-95	Rapid City	CBA	31-25	6th-most wins in CBA	5th National Conf.	Conf. 1st Rd (0-2) *
1995-96	Florida	CBA	41-15	MOST WINS IN CBA	1st National Conf.	Conf. Finals (5-3) *
1996-97	Florida	CBA	38-18	2nd-most wins in CBA	1st American Conf.	Finals (7-6) *
1995	Florida	USBL	25-2	MOST WINS IN USBL	1st Overall	Champion (1-0) *
1996	Florida	USBL	28-1	MOST WINS IN USBL	1st Southern Div.	Champion (3-0) *
2002-03	Golden State	NBA	38-44	6th Pacific Division	11th Western Conf.	--
2003-04	Golden State	NBA	37-45	T4th Pacific Division	11th Western Conf.	--
2006-07	Sacramento	NBA	33-49	5th Pacific Division	11th Western Conf.	--
2010-11	Reno	D-League	34-16	2nd-most wins in NBADL	1st Western Conf.	Semifinals (2-3) *
2011-12	Los Angeles	D-League	38-12	MOST WINS IN NBADL	1st Western Conf.	Finals (5-2) *
2015-16	Nevada	NCAA	24-14	Led NCAA in FT Made	T4th Mountain West	CBI Champion (5-1)
2016-17	Nevada	NCAA	28-7	T16th for Most wins NCAA	1st Mountain West	#12 seed - NCAA 1st Rd (0-1)
2017-18	Nevada	NCAA	29-8	2nd in NCAA in A-TO ratio	1st Mountain West	#7 seed - NCAA Sweet 16 (2-1)
2018-19	Nevada	NCAA	29-5	7th in NCAA in W-L%	1st Mountain West	#7 seed - NCAA 1st Rd (0-1)
2019-20	Arkansas	NCAA	20-12	Led NCAA in 3Pt% Def	T10th SEC	Canceled
2020-21	Arkansas	NCAA	25-7	NCAA: 2nd FT/11th Scoring	2nd SEC	#3 seed - NCAA Elite 8 (3-1)
2021-22	Arkansas	NCAA	28-9	Led NCAA in FTM/FTA	4th SEC	#4 seed - NCAA Elite 8 (3-1)
2022-23	Arkansas	NCAA	18-9			
2010	Dominican Team		5-1	Silver Medal Centrobasket Championship		
2011	Venezuelan Team		12-9	5th FIBA Americas Championship		
2012	Venezuelan Team		7-4	Silver Medal FIBA South American Championship		

MUSSELMAN COMPOSITE COACHING RECORD

COLLEGIATE	8th Yr	Overall	Conf	Conf Tourn	NCAA/CBI	ALL POST
Nevada	4 yrs	201-71	94-45	9-5	8-5 / 5-1	22-11
Nevada	4 yrs	110-34	54-18	6-3	2-3 / 5-1	13-7
Arkansas	4 yrs	91-37	40-27	3-2	6-2 / --	9-4
PROFESSIONAL	14 Seasons	503-291	(50-39 Postseason *)			
CBA	7 years	270-122	(39-34 Postseason*)			
Rapid City	5 years	191-89	(27-25 Postseason *)			
Florida	2 years	79-33	(12-9 Postseason *)			
USBL	2 years	53-3	(4-0 Postseason *)			
Florida	2 years	53-3	(4-0 Postseason *)			
NBA	3 years	108-138	--			
Golden State	2 years	75-89	--			
Sacramento	1 year	33-49	--			
D-League	2 years	72-28	(7-5 Postseason *)			
Reno	1 year	34-16	(2-3 Postseason *)			
Los Angeles	1 year	28-12	(5-2 Postseason *)			
INTERNATIONAL	3 Years	24-14	--			
Dominican	1 years	5-1	--			
Venezuelan	2 years	19-13	--			

* - Note, professional basketball does not include playoff results in W-L record

* - Musselman's pro record including playoffs is 553-330

MUSSELMAN STOPS BY YEAR

1988-89	General Mgr	Rapid City Thrillers	CBA
1989-90	Head Coach	Rapid City Thrillers	CBA
1990-91	Asst. Coach	Minnesota Timberwolves	NBA
1991-92	Head Coach	Rapid City Thrillers	CBA
1992-93	Head Coach	Rapid City Thrillers	CBA
1993-94	Head Coach	Rapid City Thrillers	CBA
1994-95	Head Coach	Rapid City Thrillers	CBA
Spring '95	Head Coach	Florida Sharks	USBL
1995-96	Head Coach	Florida Beachdogs	CBA
Spring '96	Head Coach	Florida Sharks	USBL
1996-97	Head Coach	Florida Beachdogs	CBA
1998-99	Asst. Coach	Orlando Magic	NBA
1999-00	Asst. Coach	Orlando Magic	NBA
2000-01	Asst. Coach	Atlanta Hawks	NBA
2001-02	Asst. Coach	Atlanta Hawks	NBA
2002-03	Head Coach	Golden State Warriors	NBA
2003-04	Head Coach	Golden State Warriors	NBA
2004-05	Asst. Coach	Memphis Grizzlies	NBA
2005-06	Asst. Coach	Memphis Grizzlies	NBA
2006-07	Head Coach	Sacramento Kings	NBA
2007-10	- DID NOT COACH FOR 3 SEASONS -		
2010-11	Head Coach	Reno Bighorns	NBADL
2011-12	Head Coach	Los Angeles Defenders	NBADL
2012-13	Asst. Coach	Arizona State Sun Devils	NCAA
2013-14	Assoc. HC	Arizona State Sun Devils	NCAA
2014-15	Assoc. HC	LSU Tigers	NCAA
2015-16	Head Coach	Nevada Wolf Pack	NCAA
2016-17	Head Coach	Nevada Wolf Pack	NCAA
2017-18	Head Coach	Nevada Wolf Pack	NCAA
2018-19	Head Coach	Nevada Wolf Pack	NCAA
2019-20	Head Coach	Arkansas Razorbacks	NCAA
2020-21	Head Coach	Arkansas Razorbacks	NCAA
2021-22	Head Coach	Arkansas Razorbacks	NCAA
2022-23	Head Coach	Arkansas Razorbacks	NCAA



MUSSELMAN AT A GLANCE

- Eric Musselman was named Arkansas' 13th head men's basketball coach on April 7, 2019. He has over 30 years of coaching experience, including his seven as a collegiate head coach and 14 as a professional head coach.
- In his first seven years as a collegiate head coach, Musselman has won at least 20 games each season (24, 28, 29, 29, 20, 25 and 28), advanced to all six postseasons played (including five straight NCAA tournaments) and reached three NCAA Sweet 16's, including an Elite 8 appearances with the Hogs in 2021 and '22. Prior to entering the collegiate head coaching ranks, Musselman was a head coach for seven professional teams, including two seasons with the Golden State Warriors (2002-04) and one with the Sacramento Kings (2006-07). He won over 550 games as a professional head coach with a combined pro winning percentage of .626 (553-330).
- Musselman played collegiately at the University of San Diego and helped the Toreros to NCAA Tournament berths in 1984 and 1987. He was recipient of the program's Bugelli Leadership Award as a senior.
- Musselman is married to Danyelle Sargent Musselman, who has worked at ESPN, Fox Sports and the NFL Network as a broadcaster. Musselman has two sons, Michael and Matthew, and the couple has a daughter, Mariah.
- Musselman's father Bill was also an NBA head coach and they were the first father-son combination to become head coaches in the NBA.

MUSSELMAN DID YOU KNOWS

- Named General Manager of CBA's Rapid City Thrillers at age of 22. The next year, became head coach of the Thrillers at he age of 23, the youngest coach in CBA history.
- From 1990-1997, had 26 players called up to the NBA, the highest number in the league during that span.
- Is the only person in CBA history to coach in five league All-Star Games (1990, 1992, 1993, 1994, 1997)
- The first coach in professional basketball history to win 100 games by the age of 28.
- At the age of 37, named head coach of the Golden State Warriors and was the youngest head coach ever hired by an NBA team at the time.
- He and his father, Bill, were first father-son combination to both become head coaches in NBA history.
- In 2003, was runner-up to Gregg Popovich for NBA Coach of the Year Award voting (231 points, including 26 first-place votes).
- Is the CBA's third all-time winningest coach (270-122 in seven seasons) and the most successful coach (54-3 in two seasons) in the history of the United States Basketball League.
- Led CBA in scoring (116.7 ppg) in 192-93 and was 2nd in NBA in scoring (102.4 ppg) in 2002-03.
- Only needed 130 games to win his 100th game as a collegiate head coach. He was the 27th-fastest coach in NCAA history to reach 100 wins but was the ninth-fastest since 1970.
- In his first season at Arkansas, the Razorbacks led the NCAA in 3-point field goal percentage defense while Arkansas led the NCAA in both free throws made and attempted in 2022.

MUSSELMAN VS. ALL OPPONENTS

Opponent	Overall	at Nevada	at Arkansas	Last Meeting
Abilene Christian	1-0	0-0	1-0	12/20/20
Air Force	7-0	7-0	0-0	03/05/19
Akron	1-0	1-0	0-0	12/22/18
Alabama	2-3	0-0	2-3	01/11/23
Arizona State	1-0	1-0	0-0	12/07/18
Auburn	3-2	0-0	3-2	02/08/22
Austin Peay	1-0	0-0	1-0	11/12/19
Baylor	0-2	0-0	0-2	01/28/23
Boise State	7-2	7-2	0-0	02/02/19
Bradley	2-0	1-0	1-0	12/17/22
Buffalo	1-0	1-0	0-0	11/25/16
BYU	1-0	1-0	0-0	11/06/18
Cal State Fullerton	0-1	0-1	0-0	11/28/15
California Baptist	1-0	1-0	0-0	11/19/18
Central Arkansas	2-0	0-0	2-0	12/01/21
Charlotte	1-0	0-0	1-0	12/11/21
Cincinnati	2-0	1-0	1-0	11/23/21
Coastal Carolina	1-0	1-0	0-0	11/13/15
Colgate	1-0	0-0	1-0	03/19/21
Colorado State	7-1	7-1	0-0	02/02/19
Creighton	0-1	0-0	0-1	11/22/22
Davidson	1-0	1-0	0-0	11/21/17
Drake	1-0	1-0	0-0	12/12/15
Duke	0-1	0-0	0-1	03/26/22
Eastern Washington	1-0	1-0	0-0	03/21/16
Elon	1-0	0-0	1-0	12/21/21
Florida	3-2	0-1	3-1	02/18/23
Fordham	1-0	0-0	1-0	11/11/22
Fresno Pacific	1-0	1-0	0-0	12/09/15
Fresno State	6-3	6-3	0-0	02/23/19
Gardner-Webb	1-0	0-0	1-0	11/13/21
Georgia	2-1	0-0	2-1	02/02/22
Georgia Tech	1-0	0-0	1-0	11/25/19
Grand Canyon	1-0	1-0	0-0	12/09/18
Gonzaga	1-0	0-0	1-0	03/24/22
Hawai'i	1-1	1-1	0-0	11/24/17
Hofstra	0-1	0-0	0-1	12/18/21
Holy Names	1-0	1-0	0-0	11/30/15
Idaho	1-0	1-0	0-0	11/10/17
Illinois State	1-0	1-0	0-0	11/29/17
Indiana	1-0	0-0	1-0	12/29/19
Iona	1-1	1-1	0-0	11/26/16
Iowa State	0-1	0-1	0-0	03/16/17
Kansas State	1-0	0-0	1-0	11/2/21
Kentucky	3-1	0-0	3-1	02/07/23
Little Rock	1-0	0-0	1-0	12/04/21
Lipscomb	1-0	0-0	1-0	12/05/20
Little Rock	1-0	1-0	0-0	11/16/18
LSU	6-4	0-0	6-4	01/24/23
Louisville	1-0	0-0	1-0	11/21/22
Loyola-Chicago	1-1	1-1	0-0	11/28/18
Loyola Marymount	1-0	1-0	0-0	11/14/16
Ole Miss	4-0	0-0	4-0	01/21/23
Massachusetts	1-0	1-0	0-0	11/23/18
Mercer	1-0	0-0	2-0	11/09/21
Mississippi State	2-4	0-0	2-4	02/11/23
Mississippi Valley	1-0	0-0	1-0	11/25/20
Missouri	6-3	0-0	6-3	01/04/23
Montana	2-0	1-0	1-0	11/16/19
Montana State	1-0	1-0	0-0	11/15/15
Morehead State	2-1	2-1	0-0	04/01/16
New Mexico	5-3	5-3	0-0	02/09/19
New Mexico State	1-0	0-0	1-0	03/19/22
North Dakota State	1-0	0-0	1-0	11/07/22
North Texas	2-0	0-0	2-0	11/29/20

MUSSELMAN VS. ALL OPPONENTS

Opponent	Overall	at Nevada	at Arkansas	Last Meeting
Northern Iowa	1-0	0-0	1-0	11/17/21
Northern Kentucky	1-0	0-0	1-0	11/30/19
Oakland	1-0	1-0	0-0	11/23/16
Oklahoma	1-1	0-0	1-1	12/10/22
Oklahoma State	0-1	0-0	0-1	01/30/21
Oral Roberts	2-0	0-0	2-0	03/27/21
Oregon State	1-1	1-1	0-0	11/18/16
Pacific	4-0	4-0	0-0	11/09/18
Penn	1-0	0-0	1-0	11/28/21
Portland State	1-0	1-0	0-0	11/25/15
Radford	1-0	1-0	0-0	12/17/17
Rhode Island	1-0	1-0	0-0	11/13/17
Rice	1-0	0-0	1-0	11/05/19
Saint Mary's	0-1	0-1	0-0	11/11/16
San Diego State	4-7	3-7	1-0	11/23/22
San Francisco	0-1	0-1	0-0	12/23/17
San Jose State	6-0	6-0	1-0	12/03/22
Santa Clara	2-0	2-0	0-0	11/15/17
South Carolina	3-1	0-0	3-1	02/04/23
South Dakota	1-0	0-0	1-0	11/22/19
South Dakota State	2-0	1-0	1-0	11/16/22
Southern	1-0	0-0	1-0	12/09/20
Southern Cal	1-0	1-0	0-0	12/01/18
Southern Illinois	1-0	1-0	0-0	12/22/17
Tennessee	2-3	0-0	2-3	03/05/22
Texas	1-0	1-0	0-0	03/16/18
Texas A&M	4-4	0-0	4-4	02/15/23
Texas Tech	1-0	0-0	1-0	03/21/21
TCU	1-1	0-1	1-0	01/25/20
Texas Southern	1-0	0-0	1-0	11/19/19
Texas Tech	0-1	0-1	0-0	12/05/17
Towson	1-0	1-0	0-0	12/21/16
Troy	1-0	0-0	1-0	11/28/22
Tulsa	2-0	1-0	1-0	12/14/19
UC Davis	1-0	1-0	0-0	12/19/17
UC Irvine	2-0	2-0	0-0	12/02/17
UC Santa Barbara	1-0	1-0	0-0	12/22/16
UNC Greensboro	1-0	0-0	1-0	12/06/22
UNC Asheville	1-0	0-0	1-0	12/21/22
UNLV	7-2	7-2	0-0	02/27/19
UT Arlington	1-0	0-0	1-0	12/02/20
Utah	1-0	1-0	0-0	12/29/18
Utah State	7-2	7-2	0-0	03/02/19
Valparaiso	1-0	0-0	1-0	12/21/19
Vanderbilt	3-2	0-0	3-2	01/04/22
Vermont	2-0	1-0	1-0	03/17/16
Washington	1-0	1-0	0-0	12/11/16
West Virginia	1-0	0-0	1-0	01/29/22
Western Kentucky	0-1	0-0	0-1	12/07/19
Wichita State	0-1	0-1	0-0	12/22/15
Wyoming	5-1	5-1	0-0	02/16/19
Totals	201-71	110-34	91-37	

MUSSELMAN VS. CONFERENCES

American Athletic	4-0	CAA	2-1	Ohio Valley	3-1
American East	2-0	C-USA	4-1	Pac-12	5-1
ACC	3-0	Horizon League	2-0	Patriot League	1-0
Atlantic Sun	2-0	Ind./Non D-1	2-0	SEC	42-30
Atlantic 10	4-0	Ivy League	1-0	SoCon	2-0
Big East	0-1	MAAC	1-1	Southland	2-0
Big Sky	6-0	Mid-American	1-0	SWAC	3-0
Big South	4-0	MEAC	0-0	Summit League	6-0
Big Ten	1-0	Missouri Valley	8-2	Sun Belt	5-0
Big 12	6-7	Mountain West	62-21	WCC	9-2
Big West	5-2	Northeast	0-0	WAC	3-0

MUSSELMAN RECORD BREAKDOWN

OVERALL:	201-71
- AT ARKANSAS.....	91-37
Home:.....	117-13
Away:.....	59-8 at Arkansas
Neutral:.....	50-41
	16-22 at Arkansas
Neutral:.....	34-17
	16-7 at Arkansas
CONFERENCE GAMES:	94-45
- AT ARKANSAS.....	40-27
Home:.....	58-13
Away:.....	27-8 at Arkansas
	36-32
	13-17 at Arkansas
VS RANKED TEAMS: 12-16	AS RANKED TEAM:78-25
- AT ARKANSAS..... 10-13	- AT ARKANSAS.....40-13
Home:.....	5-4 / 5-4 at Ark
Away:.....	2-7 / 2-6 at Ark
Neutral:.....	5-5 / 3-3 at Ark
	41-2 / 23-1 at Ark
	15-11 / 3-5 at Ark
	22-12 / 14-7 at Ark
RECORD BY MONTH:	
November:.....	46-5
December:.....	41-12
January:.....	42-22
February:.....	40-15
March:.....	29-17
April:.....	1-0
	21-1 at Arkansas
	20-5 at Arkansas
	19-14 at Arkansas
	19-9 at Arkansas
	12-6 at Arkansas
	0-0 at Arkansas
WHEN LEADING AT HALFTIME:	154-11
at Arkansas.....	70-7
WHEN TRAILING AT HALFTIME:	44-58
at Arkansas.....	19-29
WHEN TIED AT HALFTIME:	4-1
at Arkansas.....	2-1
OUT-REBOUNDING OPP:	123-19
at Arkansas.....	53-9
BEING OUT-REBOUNDED:	67-47
at Arkansas.....	34-25
REBOUNDS ARE EVEN:	11-4
at Arkansas.....	4-3
WHEN SCORING FIRST:	119-31
at Arkansas.....	53-15
WHEN OPPONENT SCORES FIRST:	82-40
at Arkansas.....	38-22
ONE-POSSESSION GAMES:	24-17
at Arkansas.....	9-9
OVERTIME GAMES:	11-6
at Arkansas.....	5-3
GAMES DECIDED BY 1-5 PTS:	41-29
at Arkansas.....	17-15
GAMES DECIDED BY 6-10 PTS:	37-19
at Arkansas.....	22-11
GAMES DECIDED BY 11-19 PTS:	63-16
at Arkansas.....	30-8
GAMES DECIDED BY 20-PLUS PTS:	50-7
at Arkansas.....	22-3
SHOOTING 50 PERCENT OR BETTER:	64-3
at Arkansas.....	26-2
SHOOTING PCT. BETTER THAN OPP:	168-14
at Arkansas.....	79-9
SHOOTING PCT. WORSE THAN OPP:	32-56
at Arkansas.....	12-28
SHOOTING PCT. SAME AS OPP:	1-1
at Arkansas.....	0-0
OUT-SCORING OPP BENCH:	98-12
at Arkansas.....	45-11
OUT-SCORED BY OPP BENCH:	96-48
at Arkansas.....	43-24
BENCH SCORING EVEN:	7-1
at Arkansas.....	3-1

MOST POINTS BY A MUSSELMAN TEAM

NOTE: MISSING RESULTS FROM RAPID CITY (CBA) AND FLORIDA (USBL)			
142	Arkansas	Mississippi Valley State	11/25/20 W, 142-62
138	LA D-Fenders	Erie BayHawks	02/06/12 W, 138-107
135	LA D-Fenders	Stockton Kings	11/28/11 W, 135-103
135	Sacramento	Charlotte Bobcats	02/28/07 W, 135-120
135	Golden State	Orlando Magic	11/16/02 W, 135-92
133	Golden State	at Milwaukee Bucks	03/08/03 L, 133-138 (OT)
132	LA D-Fenders	Rio Grande Valley Vipers	12/05/11 W, 132-126
128	Sacramento	Los Angeles Lakers	12/29/06 L, 128-132 (OT)
128	Golden State	Utah Jazz	04/08/03 W, 128-102
127	LA D-Fenders	Canton Charge	01/30/12 W, 127-87
127	Reno	Idaho Stampede	12/01/10 W, 127-117
126	Reno	Rio Grande Valley Vipers	004/20/11 L, 126-134

PLAYER GAME HIGHS:

MOST POINTS:	
at Nevada:	45 Jordan Caroline at New Mexico 01/07/17
	40 Jordan Caroline at Colorado St 02/06/19
	37 D.J. Fenner vs UNLV 02/08/17
	34 Marqueeze Coleman at Hawai'i 11/16/15
	33 Caleb Martin at Utah 12/29/18
	32 Marcus Marshall at Wyoming 01/14/17
	32 Marcus Marshall at Washington 12/11/16
	32 Tyron Criswell vs Eastern Washington 03/21/16
	30 4x
at Arkansas:	41 Mason Jones vs Tulsa 12/14/19
	40 Mason Jones vs Auburn 02/04/20
	38 Mason Jones vs Miss State 02/15/20
	37 Mason Jones vs Tennessee 02/26/20
	36 Mason Jones vs LSU 03/04/20
	34 Mason Jones vs South Carolina 01/29/20
	34 Isaiah Joe at Ole Miss 01/11/20
	33 Isaiah Joe vs Texas Southern 11/19/19
	32 Mason Jones vs Rice 11/05/19
	31 Stanley Umude at Georgia 02/02/22
	31 JD Notae at Texas A&M 01/08/22
	30 5x - Last: JD Notae vs Kentucky 02/26/22
Season Opener: 32 Mason Jones vs Rice 11/05/19	
SEC Opener 17 Isaiah Joe & Mason Jones vs TX A&M 01/04/20	
SEC Game: 40 Mason Jones vs Auburn 02/04/20	
SEC Tourney: 28 Moses Moody vs LSU 03/13/20	
NCAA Tourney: 27, Justin Smith vs Colgate 03/19/21	
Bud Walton: 41 Mason Jones vs Tulsa 12/14/19	
Road Game: 34 Isaiah Joe at Ole Miss 01/11/20	
Neutral Site: 28 Moses Moody vs LSU 03/13/20	
Ranked Opp: 40 Mason Jones vs Auburn 02/04/20	
Frosh: 28 (4x) Moses Moody (Bama, USC, TX A&M, LSU)	
Soph: 34 Isaiah Joe at Ole Miss 01/11/20	
Junior: 41 Mason Jones vs Tulsa 12/14/19	
Senior+: 31 (2x) Notae at TX A&M and Umude at Georgia	
MOST FIELD GOALS MADE:	
at Nevada:	17 Jordan Caroline at New Mexico 01/07/17
	13 Cody Martin vs Utah State 02/17/18
	12 Jordan Caroline at UNLV 02/25/17
	12 Cameron Oliver vs Eastern Washington 03/21/16
	12 D.J. Fenner v UNLV 02/08/17
at Arkansas:	14 Jimmy Whitt Jr. vs Vanderbilt 01/15/20
	12 Jalen Tate vs Florida 02/18/23
	12 Ricky Council IV vs Troy 11/28/22
	12 Stanley Umude at Georgia 02/02/22
	12 Mason Jones vs Auburn 02/04/20
	12 Mason Jones vs Tulsa 12/14/19
	12 Mason Jones vs Rice 11/05/19
MOST 3-POINTERS MADE:	
at Nevada:	8 Marcus Marshall at UNLV 02/25/17
	7 6x
at Arkansas:	8 Mason Jones at Texas A&M 03/07/20
	7 Isaiah Joe at Ole Miss 01/11/20
	6 5x - Last: Stanley Umude at Missouri 02/15/22
MOST FREE THROWS MADE:	
at Nevada:	15 Marcus Marshall vs Boise State 02/22/17
	15 Marqueeze Coleman vs UNLV 01/23/16
	15 Marqueeze Coleman at Hawai'i 11/16/15
	14 Jordan Caroline vs Rhode Island 11/13/17
	14 Marcus Marshall at Wyoming 01/14/17
at Arkansas:	18 Mason Jones vs Miss State 02/15/20
	16 Moses Moody vs Alabama 02/24/21
	15 Mason Jones vs South Carolina 01/29/20
	13 Anthony Black at Auburn 01/07/23
	13 JD Notae vs Kentucky 02/26/22
	12 4x - Last Chris Lykes vs Elon 12/21/21
MOST REBOUNDS:	
at Nevada:	24 Cameron Oliver vs Fresno State 02/1/16
	21 Cameron Oliver at UNLV 02/20/16
	17 Cameron Oliver vs Colorado State 03/04/17
	6x
at Arkansas:	17 Justin Smith vs Oral Roberts 12/20/20
	16 Jaylin Williams vs Tennessee 02/19/22
	16 Connor Vanover vs North Texas 11/28/20
	15 Jaylin Williams vs New Mexico St 03/19/22
	15 Jaylin Williams vs West Virginia 01/29/22
	15 Jimmy Whitt Jr. vs LSU 03/04/20
	14 Makhel Mitchell vs UNGC 12/06/22
	14 Justin Smith vs Oral Roberts 03/27/21
Season Opener: 12 Trevon Brazile vs North Dakota State 11/07/22	
SEC Opener 6 Mason Jones vs Texas A&M 01/04/20	
SEC Game: 16 Jaylin Williams vs Tennessee 02/19/22	
SEC Tourney: 11 Jaylin Williams vs LSU 03/11/22	
NCAA Tourney: 15 Jaylin Williams vs New Mexico St 03/19/22	
Bud Walton: 17 Justin Smith vs Oral Roberts 12/20/20	
Road Game: 13 Jaylin Williams at LSU 01/15/22	
Neutral Site: 15 Jaylin Williams vs New Mexico St 03/19/22	
Ranked Opp: 16 Jaylin Williams vs #16 Tennessee 02/19/22	
Frosh: 10 (6x) last Jordan Walsh at South Carolina 02/04/23	
Soph: 16 (2x) last Jaylin Williams vs Tennessee 02/19/22	
Junior: 12 Mason Jones vs South Carolina 01/29/20	
Senior+: 17 Justin Smith vs Oral Roberts 12/20/20	

MOST OFFENSIVE REBOUNDS:	
at Nevada:	11 AJ West at Pacific 11/21/15
	8 Cameron Oliver vs Fresno State 02/1/16
at Arkansas:	11 Justin Smith vs Oral Roberts 03/27/21
	10 Justin Smith vs Oral Roberts 12/12/20
	6 Au'Diese Toney vs Cincinnati 11/23/21
	6 Justin Smith vs UT Arlington 12/02/20
	6 Reggie Chaney at Missouri 02/08/20
	5 10x - Last: Makhel Mitchell vs TAMU 01/31/23
MOST DEFENSIVE REBOUNDS:	
at Nevada:	16 Cameron Oliver vs Fresno State 02/1/16
	14 Cameron Oliver vs Colorado State 03/04/17
	14 Cameron Oliver at Wyoming 0/14/17
	13 Cameron Oliver vs Colorado State 03/11/17
	13 Cameron Oliver at Air Force 02/15/17
at Arkansas:	15 Jaylin Williams vs Tennessee 02/19/22
	15 Jaylin Williams vs West Virginia 01/29/22
	14 Makhel Mitchell vs UNGC 12/06/22
	14 Connor Vanover vs North Texas 11/28/20
	14 Jimmy Whitt Jr. vs LSU 03/04/20
	13 Jaylin Williams vs New Mexico St 03/19/22
	13 Jaylin Williams at LSU 01/15/22
	11 5x - LAST: Trevon Brazile vs N Dakota St 11/07/22
MOST ASSISTS:	
at Nevada:	11 Cody Martin vs BYU 11/06/18
	11 Cody Martin vs Colorado State 02/25/18
	11 Marqueeze Coleman vs Holy Names 11/30/15
	10 Cody Martin vs Little Rock 11/16/18
	10 Cody Martin vs Pacific 11/09/18
	10 Marcus Marshall vs Colorado State 03/04/17
at Arkansas:	11 Jalen Tate vs UCA 12/12/12
	10 Jalen Tate vs Georgia 01/09/21
	9 Mason Jones at Ole Miss 01/11/20
	8 Anthony Black vs Ole Miss 01/21/23
	8 JD Notae vs Kentucky 02/26/22
	8 Davonte Davis vs Charlotte 12/07/21
	8 Jalen Tate at Vanderbilt 01/23/21
	8 Mason Jones vs Vanderbilt 01/15/20
Season Opener: 7 Isaiah Joe vs Rice 11/05/19	
SEC Opener 5 Jalen Harris vs Texas A&M 01/04/20	
SEC Game: 10 Jalen Tate vs Georgia 01/09/21	
SEC Tourney: 6 Mason Jones vs Vanderbilt 03/11/20	
NCAA Tourney: 2 (2x) last JD Notae vs Gonzaga 03/24/22	
Bud Walton: 11 Jalen Tate vs Central Arkansas 12/12/12	
Road Game: 9 Mason Jones at Ole Miss 01/11/20	
Neutral Site: 6 Jalen Tate vs Oral Roberts 03/27/21	
Ranked Opp: 6 (2x) last JD Notae vs Gonzaga 03/24/22	
Frosh: 8 Anthony Black vs Ole Miss 01/21/23	
Soph: 8 Davonte Davis vs Charlotte 12/07/21	
Junior: 9 Mason Jones at Ole Miss 01/11/20	
Senior+: 11 Jalen Tate vs Central Arkansas 12/12/12	
MOST STEALS:	
at Nevada:	5 Caleb Martin vs California Baptist 11/19/18
	5 Jordan Caroline at San Diego St 02/12/17
	5 Marqueeze Coleman at New Mexico 12/30/15
	4 17x
at Arkansas:	8 JD Notae vs New Mexico St 03/19/22
	7 JD Notae vs Mercer 11/09/21
	7 JD Notae vs Vanderbilt 01/04/22
	6 Jaylin Williams vs Texas A&M 01/22/22
	5 10x: last Anthony Black at Kentucky 02/07/23
Season Opener: 7 JD Notae vs Mercer 11/09/21	
SEC Opener 3 Mason Jones vs Texas A&M 01/04/20	
SEC Game: 7 JD Notae vs Vanderbilt 01/04/21	
SEC Tourney: 4 Notae vs LSU 03/11/22 & Davis vs LSU 03/13/20	
NCAA Tourney: 8 JD Notae vs New Mexico St 03/19/22	
Bud Walton: 7 JD Notae vs Mercer 11/09/21	
Road Game: 5 (2x) last JD Notae at South Carolina	
Neutral Site: 8 JD Notae vs New Mexico St 03/01/22	
Ranked Opp: 4 Desi Sills vs Auburn 02/04/20	
Frosh: 5 (2x) Anthony Black vs Ole Miss 01/21/23 / at UK 02/07/23	
Soph: 6 Jaylin Williams vs Texas A&M 01/22/22	
Junior: 5 (5x) Last Davonte Davis vs Bradley 12/17/22	
Senior+: 8 JD Notae vs New Mexico St 03/01/22	
MOST BLOCKED SHOTS:	
at Nevada:	6 Cameron Oliver vs Morehead State 04/01/16
	5 7x
at Arkansas:	7 Makhel Mitchell vs Texas A&M 01/31/23
	6 Connor Vanover vs North Texas 11/28/20
	5 Makhel Mitchell at Kentucky 02/07/23
	5 Connor Vanover at Oklahoma St. 01/30/21
	5 Connor Vanover vs Ole Miss 01/27/21
	5 Adrio Bailey vs Valpo 12/1/19
	5 Adrio Bailey vs Texas Southern 11/19/19
Season Opener: 3 Connor Vanover vs Miss Valley 11/25/20	
SEC Opener: 3 Jaylin Williams at Mississippi State 12/29/21	
SEC Game: 7 Makhel Mitchell vs Texas A&M 01/31/23	
SEC Tourney: 4 Jaylin Williams vs Tennessee 02/19/22	
NCAA Tourney: 3 Moses Moody vs Oral Roberts 03/27/21	
Bud Walton: 6 Connor Vanover vs North Texas 11/28/20	
Road Game: 5 (2x) last Makhel Mitchell at Kentucky 02/07/23	
Neutral Site: 5 Adrio Bailey vs Valpo 12/1/19	
Ranked Opp: 4 Jalen Tate vs Alabama 02/24/21	
Frosh: 4 Jaylin Williams vs LSU 02/27/21	
Soph: 6 Connor Vanover vs North Texas 11/28/20	
Junior: 3 (2x) last Ethan Henderson vs LSU 03/13/21	
Senior+: 7 Makhel Mitchell vs Texas A&M 01/31/23	

TEAM GAME HIGHS:

MOST POINTS:			
at Nevada:	119	vs Fresno State 12/09/15	W, 119-70
	110	vs UMass 11/23/18	W, 110-87
	108	vs Holy Names 11/30/15	W, 108-57
	105	at New Mexico 01/07/17	W, 105-104 (OT)
	104	vs UNLV 02/08/17	W, 104-77
	103	at Wyoming 01/24/18	L, 103-104 (20T)
	102	vs Fresno State 01/31/18	W, 102-92
	101	at UNLV 02/28/18	W, 101-75
	100	vs Colorado State 01/23/19	W, 100-60
at Arkansas:	142	vs Mississippi Valley 11/25/20	W, 142-62
	101	at South Carolina 03/02/21	W, 101-73
	100	vs Central Arkansas 12/12/12	W, 100-75
	99	vs San Jose State 12/03/22	W, 99-58
	99	at Georgia 02/02/22	W, 99-73
	99	vs Georgia 01/09/21	W, 99-69
	99	vs LSU 03/04/20	W, 99-90
	98	vs Tulsa 12/14/19	W, 98-79
	97	vs Central Arkansas 12/01/21	W, 97-60
	97	at Auburn 12/30/20	W, 97-89
MOST FIELD GOALS MADE:			
at Nevada:	40	vs UMass 11/23/18	
	40	vs Fresno State 12/09/15	
	40	vs Holy Names 11/30/15	
	38	vs San Jose State 01/09/19	
	38	vs UNLV 02/08/17	
at Arkansas:	48	vs Mississippi Valley 11/25/20	
	40	at Georgia 02/02/22	
	40	vs Central Arkansas 12/01/21	
	40	vs Central Arkansas 12/12/20	
MOST FIELD GOALS ATTEMPTED:			
at Nevada:	80	at UNLV 02/20/16	
	77	vs Colorado State 02/25/18	
	75	at New Mexico 01/07/17	
	74	3x last vs Wyoming 01/03/18	
at Arkansas:	86	vs Mississippi Valley 11/25/20	
	77	vs Oral Roberts 12/20/20	
	76	at LSU 01/13/21	
	76	vs Central Arkansas 12/12/20	
BEST FIELD GOAL PERCENTAGE:			
at Nevada:	.615 (40-65)	vs UMass 11/23/18	
	.597 (40-67)	vs Fresno State 12/09/15	
	.597 (40-67)	vs Holy Names 11/30/15	
	.593 (32-54)	at Utah State 02/17/18	
	.589 (33-56)	vs Fresno State 01/31/18	
at Arkansas:	.627 (32-51)	at Kentucky 02/07/23	
	.627 (37-59)	vs San Jose State 12/03/22	
	.593 (35-59)	vs Oklahoma 12/12/22	
	.576 (34-59)	vs Florida 02/18/23	
	.571 (36-63)	at Vanderbilt 01/23/21	
	.569 (29-51)	vs Louisville 11/21/22	
	.567 (34-60)	vs Little Rock 12/04/21	
	.567 (34-60)	vs Tulsa 12/14/19	
MOST 3-POINT FIELD GOALS MADE:			
at Nevada:	17	at Pacific 11/18/17	
	15	vs Pacific 11/09/18	
	15	at Air Force 01/06/18	
	15	at Santa Clara 11/15/17	
	15	at New Mexico 01/07/17	
at Arkansas:	20	vs Mississippi Valley 11/25/20	
	15	at Georgia 02/02/22	
	15	at South Carolina 03/02/21	
	14	at Texas A&M 03/07/20	
	13	vs Gardner-Webb 11/13/21	
MOST 3-POINT FIELD GOALS ATTEMPTED:			
at Nevada:	39	vs South Dakota State 12/15/18	
	37	at Fresno State 01/12/19	
	37	vs San Jose State 02/21/18	
	34	vs San Jose State 01/09/19	
	34	at Pacific 11/18/17	
at Arkansas:	40	vs Mississippi Valley 11/25/20	
	34	vs Lipscomb 12/05/20	
	33	at South Carolina 03/02/21	
	33	vs Southern 12/09/20	
	32	at Texas A&M 03/07/20	
BEST 3-POINT FIELD GOAL PERCENTAGE:			
at Nevada:	.600 (6-10)	vs Morehead State 03/30/16	
	.588 (10-17)	at Fresno State 12/27/17	
	.579 (11-19)	vs Southern Illinois 12/22/17	
	.550 (11-20)	vs Oakland 11/23/16	
at Arkansas:	.667 (6-9)	vs TCU 01/25/20	
	.615 (8-13)	vs San Jose State 12/03/22	
	.571 (12-21)	vs Georgia 01/09/21	
	.536 (15-28)	at Georgia 02/02/22	
	.524 (11-21)	at Missouri 02/15/22	
	.500 (20-40)	vs Mississippi Valley 11/25/20	
MOST FREE THROWS MADE:			
at Nevada:	39	vs Morehead State 04/01/16	
	36	vs Rhode Island 11/13/17	
	35	vs Tulsa 11/22/18	
	31	at Wyoming 01/14/17	

at Arkansas:	36	vs LSU 03/04/20
	29	vs Elon 12/21/21
	28	vs West Virginia 01/29/22
	28	at Missouri 02/08/20
	27	4x LAST vs South Carolina 01/18/22
MOST FREE THROWS ATTEMPTED:		
at Nevada:	45	vs Morehead State 04/01/16
	44	vs Rhode Island 11/13/17
	43	at Pacific 11/21/15
	42	vs Tulsa 11/22/18
at Arkansas:	54	vs LSU 03/04/20
	43	vs Alabama 02/24/21
	40	vs South Carolina 01/29/20
	39	at Missouri 02/08/20
	36	at Tennessee 02/11/20
BEST FREE THROW PERCENTAGE:		
at Nevada:	.929 (13-14)	vs Loyola-Chicago 03/22/18
	.929 (13-14)	at Cal State Fullerton 11/28/15
	.900 (18-20)	at Pacific 11/18/17
at Arkansas:	1.000 (11-11)	vs Duke 03/26/22
	.944 (17-18)	vs Oklahoma 12/11/21
	.944 (17-18)	at LSU 01/08/20
	.929 (13-14)	vs Mississippi State 02/02/21
	.923 (12-13)	at South Carolina 03/02/21
	.917 (11-12)	vs South Dakota 11/22/19
MOST REBOUNDS:		
at Nevada:	61	at Pacific 11/21/15
	60	vs Fresno Pacific 12/09/15
	57	vs Fresno State 02/13/16
	53	at UNLV 02/20/16
	50	vs San Jose State 12/28/16
at Arkansas:	58	Oral Roberts 12/20/20
	58	vs Mississippi Valley 11/25/20
	54	vs Lipscomb 12/05/20
	47	vs UNGC 12/06/22
	47	vs Central Arkansas 12/01/21
MOST OFFENSIVE REBOUNDS:		
at Nevada:	25	at Pacific 11/21/15
	19	vs Fresno Pacific 12/09/15
	19	vs Fresno State 02/13/16
	19	vs Florida 03/21/19
at Arkansas:	24	vs Oral Roberts 12/20/20
	21	at Alabama 02/12/22
	20	at Texas A&M 01/08/22
	20	vs Mississippi Valley 11/25/20
	18	vs Cincinnati 11/23/21
	18	vs Oral Roberts 03/27/21
MOST DEFENSIVE REBOUNDS:		
at Nevada:	43	vs Fresno State 02/13/16
	42	vs San Jose State 12/28/16
	41	vs Fresno Pacific 12/09/15
	40	vs Little Rock 11/16/18
at Arkansas:	44	vs Lipscomb 12/05/20
	39	vs UNGC 12/06/22
	38	vs Mississippi Valley 11/25/20
	36	vs LSU 02/27/21
	36	vs Valparaiso 12/21/19
MOST ASSISTS:		
at Nevada:	29	vs Holy Names 11/30/15
	27	at Santa Clara 11/15/17
	25	vs Illinois State 11/29/17
	25	at New Mexico 01/07/17
	24	vs UC Davis 12/19/17
at Arkansas:	26	vs Central Arkansas 12/12/20
	26	vs Mississippi Valley 11/25/20
	23	at Georgia 02/02/22
	23	vs Gardner-Webb 11/13/21
	22	vs San Jose State 12/03/22
	22	vs Central Arkansas 12/01/21
	22	at Vanderbilt 01/23/21
MOST STEALS:		
at Nevada:	15	vs San Jose State 01/09/19
	15	vs Utah State 01/02/19
	13	at New Mexico 12/30/15
	12	vs New Mexico 01/28/17
	11	4x
at Arkansas:	16	vs Bradley 12/17/22
	16	vs Central Arkansas 12/01/21
	15	vs UNC Asheville 12/21/22
	15	at Georgia Tech 11/25/19
	14	vs South Dakota State 11/16/22
	14	vs Texas A&M 01/22/22
	14	vs Auburn 02/04/20
	14	vs Rice 11/05/19
MOST BLOCKED SHOTS:		
at Nevada:	11	at Oregon State 12/05/15
	10	at Wyoming 01/20/16
	10	vs Holy Names 11/30/15
	9	vs UNLV 03/08/18
	9	at New Mexico 01/07/17

MUSS TEAMS IN THE NCAA/CONFERENCE STATS									
	2015-16	2016-17	2017-18	2018-19	2019-20	2020-21	2021-22		
3-pt FG Att	176 / 8	37 / 2	29 / 2	51 / 2	115 / 5	26 / 3	105 / 7		
A-Turnover Ratio	232 / 9	13 / 1	2 / 1	15 / 1	140 / 4	103 / 2	110 / 4		
Assists/Gm	220 / 9	32 / 1	27 / 2	75 / 3	226 / 10	80 / 4	116 / 7		
Blocks/Gm	7 / 1	64 / 3	74 / 2	100 / 2	84 / 9	17 / 4	71 / 8		
Def Reb/Gm	19 / 1	31 / 2	92 / 6	31 / 2	287 / 12	33 / 2	52 / 3		
Fewest Fouls	342 / 11	105 / 3	253 / 9	184 / 6	322 / 12	329 / 13	323 / 10		
Fewest TO	335 / 11	59 / 1	24 / 1	21 / 1	59 / 1	320 / 10	291 / 7		
FG Pct	251 / 9	146 / 5	60 / 3	68 / 4	147 / 6	100 / 4	218 / 10		
FG Pct Defense	28 / 2	120 / 7	140 / 4	42 / 3	169 / 12	70 / 5	58 / 4		
FT Attempts	2 / 1	13 / 1	16 / 2	16 / 1	8 / 2	5 / 1	1 / 1		
FT Made	1 / 1	24 / 2	9 / 2	17 / 1	3 / 1	2 / 1	1 / 1		
FT Pct	43 / 2	159 / 6	66 / 2	167 / 6	102 / 6	68 / 4	32 / 1		
Off Reb/Gm	76 / 2	132 / 3	255 / 7	205 / 6	325 / 14	44 / 8	107 / 11		
Fouls/Gm	275 / 8	35 / 1	95 / 1	126 / 3	311 / 11	131 / 3	189 / 6		
Reb Margin	4 / 2	72 / 1	232 / 81	97 / 3	342 / 14	56 / 3	89 / 6		
Scoring Defense	177 / 5	151 / 6	191 / 6	55 / 1	185 / 9	189 / 8	145 / 9		
Scoring Margin	117 / 5	39 / 1	27 / 1	9 / 1	70 / 4	24 / 1	53 / 5		
Scoring Offense	113 / 5	37 / 1	18 / 2	28 / 1	56 / 5	11 / 2	50 / 4		
Steals/Gm	98 / 3	262 / 8	174 / 6	172 / 4	41 / 1	48 / 4	72 / 8		
3 Pt FG Defense	59 / 2	18 / 2	20 / 1	113 / 3	1 / 1	174 / 9	125 / 11		
3 PT FG/Game	323 / 11	33 / 2	31 / 3	74 / 3	143 / 4	169 / 5	279 / 11		
3 PT FG Pct	314 / 11	42 / 1	26 / 2	155 / 6	175 / 5	198 / 7	320 / 11		
3 PT FGm	251 / 9	22 / 2	15 / 2	59 / 2	129 / 4	39 / 4	182 / 7		
Total Assists	112 / 2	30 / 2	10 / 1	69 / 2	251 / 10	12 / 1	40 / 4		
Total Blocks	3 / 1	50 / 3	44 / 1	88 / 2	81 / 7	3 / 2	37 / 5		
Total Rebounds	2 / 1	25 / 3	44 / 2	63 / 2	306 / 14	4 / 3	8 / 2		
Total Rebs/Gm	18 / 1	41 / 1	171 / 6	72 / 4	322 / 14	18 / 2	50 / 5		
Total Steals	40 / 3	208 / 9	85 / 2	157 / 4	34 / 1	5 / 2	25 / 6		
Turnover Margin	184 / 5	169 / 7	22 / 2	22 / 1	9 / 1	58 / 2	40 / 4		
Turnovers Forced	154 / 5	306 / 10	191 / 6	127 / 3	29 / 1	52 / 7	42 / 5		
Fewest TO/Gm	208 / 7	26 / 2	4 / 1	13 / 1	47 / 1	151 / 3	133 / 4		
W-L Pct	93 / 3	17 / 1	17 / 1	7 / 1	89 / 5	17 / 2	36 / 4		
at Arkansas	13	vs Texas A&M 01/31/23							
	11	vs Alabama 02/24/21							
	10	vs Elon 12/21/21							
	10	vs Texas Southern 11/19/19							
	9	vs UNGC 12/06/22							
MOST TURNOVERS:									
at Nevada:	21	at Texas Tech 12/05/17							
	21	vs Morehead State 03/30/16							
	20	vs Fresno Pacific 12/09/15							
	20	at San Diego State 03/11/16							
at Arkansas	21	at Missouri 01/18/23							
	21	vs Rice 11/05/19							
	20	vs South Dakota State 11/16/22							
	20	vs Missouri 03/12/21							
	20	at Tennessee 01/06/21							
	20	vs Austin Peay 12/03/19							
MOST FOULS:									
at Nevada:	38	at Wichita State 12/22/15							
	30	at New Mexico 01/07/17							
	30	at New Mexico 12/30/15							
	28	at Utah State 03/02/19							
at Arkansas	33	at Missouri 01/18/23							
	32	at Missouri 02/08/20							
	30	at Vanderbilt 01/14/23							
	28	Missouri 01/02/21							
	28	at Texas A&M 03/07/20							
OPPONENT GAME HIGHS (at Ark):									
POINTS	99	at Georgia 02/29/20							
	97	at Vanderbilt 01/14/23							
	92	at LSU 01/13/21							
	90	vs Creighton 11/22/22							
	90	at Alabama 01/16/21							
	90	vs LSU 03/04/20							
FG MADE	38	at Georgia 02/29/20							
	34	at LSU 01/13/21							
	32	vs Oklahoma 12/10/22							
	31	9x LAST vs Creighton 11/22/22							
FG ATTEMPTS	80	vs Auburn 02/08/22							
	76	vs Texas A&M 01/31/23							
	76	vs LSU 02/21/27							
	72	vs LSU 03/02/22							
	72	at South Carolina 02/03/21							
	72	vs Mississippi Valley 11/25/20							
	72	vs Valparaiso 12/21/19							
FG PCT	.588 (30-51)	vs Mississippi State 02/15/20							
	.585 (31-53)	vs Creighton 11/22/22							
	.571 (32-56)	vs Oklahoma 12/10/22							
	.567 (38-67)	at Georgia 02/29/20							
	.564 (31-55)	at Texas A&M 01/09/22							
	.549 (28-51)	vs Oklahoma 12/11/21							
3 PT MADE	17	vs Northern Iowa 11/17/21							
	15	at Alabama 01/16/21							
	15	at Auburn 12/30/20							
	14	at Kentucky 02/09/21							
	13	5x: LAST vs Oklahoma 12/11/21							

3 PT ATT	39	vs Mississippi Valley 11/25/20
	37	vs Northern Iowa 11/17/21
	33	vs Alabama 02/24/21
	32	vs Auburn 02/08/22
	32	at Missouri 02/13/21
3 PT PCT	.667 (12-18)	at Tennessee 03/05/22
	.600 (6-10)	vs Mississippi State 02/11/23
	.591 (13-22)	vs Oklahoma 12/11/21
	.556 (10-18)	at Vanderbilt 01/14/23
	.538 (14-26)	at Kentucky 02/09/21
FT MADE	34	at Missouri 02/08/20
	30	at Missouri 01/18/23
	29	at Vanderbilt 01/14/23
	28	vs Missouri 01/02/21
FT ATTEMPTS	44	at Missouri 02/08/20
	40	at Missouri 01/18/23
	39	vs Missouri 01/02/21
	36	at Vanderbilt 01/14/23
	36	vs Alabama 01/11/23
FT PCT	1.000 (13-13)	at Ole Miss 01/26/22
	1.000 (14-14)	vs Florida 02/16/21
	.962 (25-26)	at Ole Miss 01/11/20
	.950 (19-20)	vs Texas A&M 10/12/22
	.947 (18-19)	vs LSU 03/02/22
REBOUNDS	60	vs Auburn 02/08/22
	53	at LSU 01/08/20
	52	at Missouri 02/08/20
	51	vs Missouri 01/02/21
OFF REB	24	vs Texas A&M 01/31/23
	24	vs Auburn 02/08/22
	23	at LSU 01/08/20
	22	vs LSU 03/02/22
DEF REB	41	vs Missouri 01/02/21
	37	at Georgia Tech 11/25/19
	36	vs Auburn 02/08/22
	35	vs Kentucky 01/18/20
ASSISTS	18	vs Texas A&M 03/12/22
	18	vs Oklahoma 12/11/21
	18	at Kentucky 02/09/21
	18	at Alabama 01/16/21
	17	9x LAST vs Creighton 11/22/22
STEALS	13	at Missouri 01/18/23
	12	at Mississippi State 12/29/21
	12	at Alabama 01/16/21
	11	vs Texas A&M 01/22/22
	10	6x - LAST: vs Texas A&M 01/31/23
BLOCKS	9	at Texas A&M 01/08/22
	9	vs Auburn 01/20/21
	9	at Tennessee 01/06/21
	7	3x - LAST: at Auburn 01/07/23
TURNOVERS	30	vs Fordham 11/11/22
	27	vs Bradley 12/17/22
	27	vs Rice 11/05/19
	26	vs Mississippi State 02/02/21
FOULS	35	vs LSU 03/04/20
	33	vs South Carolina 01/29/20
	32	vs Alabama 02/24/21
	31	at Kentucky 02/07/23

ARK TEAM GAME LOWS (w/Muss):

FEWEST PTS	53	vs New Mexico State 03/19/22
	56	at Texas A&M 02/15/23
	57	at LSU 12/28/22
	58	vs Tennessee 02/19/22
	59	at Auburn 09/10/23
	59	at Alabama 01/16/21
	59	at Florida 02/18/20
FEWEST FG	14	vs New Mexico State 03/19/22
	15	at Tennessee 02/11/20
	18	vs UNCG 12/06/22
	19	vs Tennessee 02/19/22
	19	3x LAST at Auburn 01/07/23
FEWEST FGA	45	vs North Texas 11/12/19
	46	vs Austin Peay 12/03/19
	48	vs Mississippi State 02/11/23
	49	at Tennessee 02/11/20
	50	at Texas A&M 02/15/23
	50	at Missouri 01/18/23
LOWEST FG%	.275 (14-51)	vs New Mexico State 03/19/22
	.268 (19-71)	vs Missouri 01/02/21
	.305 (18-59)	vs Tennessee 02/19/22
	.306 (15-49)	at Tennessee 02/11/20
	.314 (22-70)	at Alabama 02/12/22
FEWEST 3PT FG	0	vs South Carolina 01/18/22
	1	vs Oral Roberts 03/27/21
	2	vs Florida 02/18/23
	2	vs Alabama 01/11/23
	2	at Auburn 01/07/23
	2	vs San Diego State 11/23/22
	2	vs Fordham 11/11/22
	2	vs Mississippi State 02/02/21

FEWEST 3 FGA	9	at Kentucky 02/07/23
	9	vs Oral Roberts 03/27/21
	9	vs TCU 01/25/20
	10	vs Florida 02/18/23
	10	vs Alabama 01/11/23
	11	vs Bradley 12/17/22
	11	3x - LAST vs Troy 11/28/22
LOWEST 3 PT%	.000 (0-11)	vs South Carolina 01/18/22
	.111 (1-9)	vs Oral Roberts 03/27/21
	.125 (2-16)	at Auburn 01/07/23
	.125 (2-16)	vs Fordham 11/11/22
	.118 (2-17)	vs Mississippi State 02/02/21
	.136 (3-22)	vs Kansas State 11/22/21
FEWEST FT	4	at Georgia 02/02/22
	4	at Oklahoma State 01/30/21
	5	at LSU 12/28/22
	6	at Mississippi State 01/22/20
FEWEST FTA	7	at Georgia 02/02/22
	7	at Oklahoma State 01/30/21
	8	at Ole Miss 01/26/22
	8	vs Central Arkansas 12/12/20
LOWEST FT%	.471 (8-17)	vs Southern 12/09/20
	.500 (7-14)	at Texas A&M 02/15/23
	.500 (5-10)	at LSU 12/28/22
	.500 (13-26)	vs Central Arkansas 12/01/21
	.529 (9-17)	vs Ole Miss 01/21/23
	.533 (8-15)	vs South Dakota State 11/16/22
	.533 (8-15)	vs Vanderbilt 01/15/20
FEWEST REBS	23	vs Missouri 02/22/20
	24	vs North Texas 11/12/19
	24	at LSU 01/08/20
	25	vs Duke 03/26/22
	25	at Texas A&M 03/07/20
FEWEST OFF REB	2	vs Missouri 02/22/20
	3	vs New Mexico State 03/19/22
	3	at LSU 01/08/20
	3	at Georgia Tech 11/25/19
	4	2x - LAST: at Ole Miss 01/26/22
FEWEST DEF REB	15	at Florida 02/18/20
	17	vs Oklahoma 12/10/22
	17	vs Duke 03/26/22
	18	at Tennessee 02/11/20
	18	vs TCU 01/25/20
FEWEST ASSISTS	4	at Texas A&M 02/15/23
	4	vs Troy 11/28/22
	6	at Tennessee 02/11/20
	7	at LSU 12/28/22
	7	vs Kansas State 11/22/21
	7	vs Missouri 01/02/21
	7	at Alabama 02/01/20
FEWEST STEALS	0	vs Texas Tech 03/21/21
	2	vs New Mexico State 03/19/22
	2	at Tennessee 01/06/21
	3	at Vanderbilt 01/14/23
	4	6x - LAST: at Baylor 01/28/23
FEWEST BLOCKS	0	at Alabama 02/12/22
	1	vs New Mexico State 03/19/22
	1	vs Texas Tech 03/21/21
	1	vs Georgia 01/09/21
	1	vs Northern Kentucky 11/30/19
	1	vs South Carolina 01/29/20
	1	vs Mississippi State 02/15/20
	1	at Florida 02/18/20
FEWEST TO	5	vs New Mexico State 03/19/22
	5	vs Northern Iowa 11/17/21
	5	vs LSU 03/04/20
	6	at Florida 02/22/22
	6	vs Mississippi State 02/05/22
	6	at Kentucky 02/09/21
	6	at Georgia 02/29/20
FOULS	6	vs Mercer 11/09/21
	10	vs Southern 12/09/20
	12	vs Florida 02/18/23
	12	vs Oklahoma 12/10/22
	12	vs Mississippi Valley 11/25/20

OPP GAME LOWS (w/Muss at ARK):

FEWEST PTS	40	vs LSU 01/24/23
	43	vs Missouri 01/12/22
	43	vs Rice 11/05/19
	43	vs North Texas 11/12/19
	44	vs Southern 12/09/20
FEWEST FG	14	vs LSU 01/24/23
	14	vs Missouri 01/12/22
	15	vs Mississippi State 02/02/21
	15	vs Lipscomb 12/05/20
	16	vs Tennessee 02/19/22
	16	vs Rice 11/05/19
FEWEST FGA	44	vs Louisville 11/21/22
	45	vs Bradley 12/17/22
	45	vs Fordham 11/11/22
	45	vs Texas A&M 01/04/20
	46	at Florida 02/18/20

LOWEST FG%	.254 (15-59)	vs Lipscomb 12/05/20
	.259 (14-54)	vs LSU 01/24/23
	.271 (16-59)	vs Tennessee 02/19/22
	.286 (18-63)	vs Southern 12/09/20
	.286 (16-56)	vs Rice 11/05/19
	.292 (14-48)	vs Missouri 01/12/22
FEWEST 3PT FG	1	vs LSU 01/24/23
	1	vs Ole Miss 01/27/21
	1	vs Southern 12/09/20
	2	9x - LAST: vs UNC Asheville 12/21/22
FEWEST 3 FGA	7	vs Mississippi State 02/15/20
	9	vs LSU 01/24/23
	10	vs Duke 03/26/22
	11	vs Texas Southern 11/19/19
LOWEST 3 PT%	.063 (1-16)	vs Ole Miss 01/27/21
	.077 (1-13)	vs Southern 12/09/20
	.080 (2-25)	vs Rice 11/05/19
	.111 (1-9)	vs LSU 01/24/23
	.111 (2-18)	vs San Diego State 11/23/22
	.118 (2-17)	vs North Texas 11/12/19
	.125 (2-16)	vs Missouri 01/12/22
	.125 (2-16)	vs Montana 11/16/19
FEWEST FT	3	vs Alabama 02/24/21
	3	vs Mississippi Valley 11/25/20
	5	vs Elon 12/21/21
	6	vs Ole Miss 01/21/23
	6	at LSU 12/28/22
	6	vs San Jose State 12/03/22
	6	vs New Mexico State 03/19/22
	6	vs LSU 02/27/21
FEWEST FTA	3	vs Alabama 02/24/21
	6	vs Mississippi Valley 11/25/20
	9	vs Elon 12/21/21
	9	vs Oklahoma 12/10/22
	10	3x LAST vs New Mexico State 03/19/22
LOWEST FT%	.375 (3-8)	vs Alabama 02/24/21
	.462 (6-13)	vs Ole Miss 01/21/23
	.467 (7-15)	vs Central Arkansas 12/01/21
	.471 (8-17)	vs Auburn 02/08/22
	.500 (6-12)	at LSU 12/28/22
	.500 (9-18)	vs UNC Asheville 12/21/22
	.500 (12-24)	vs South Carolina 01/18/22
	.500 (6-12)	vs LSU 02/27/21
	.500 (9-18)	at Indiana 12/29/19
FEWEST REBS	21	vs Charlotte 12/01/21
	22	vs Mercer 11/09/21
	23	at Missouri 01/18/23
	23	vs Missouri 01/04/23
	25	vs Florida 02/18/23
FEWEST OFF REBS	4	vs Charlotte 12/01/21
	4	vs Mercer 11/09/21
	4	vs Mississippi State 02/15/20
	5	vs Vanderbilt 01/15/20
	5	7x - LAST: vs New Mexico State 03/19/22
FEWEST DEF REBS	14	vs Missouri 01/04/23
	16	at Missouri 01/18/23
	17	vs Florida 02/18/23
	17	vs Charlotte 12/01/21
	18	vs San Jose State 12/03.22
	18	vs Mercer 11/09/21
	18	vs Baylor 03/29/21
FEWEST ASSISTS	4	vs Louisville 11/21/22
	5	at Baylor 01/28/23
	5	vs Southern 12/09/20
	6	vs LSU 01/24/23
	6	vs Florida 02/16/21
	6	at Ole Miss 01/11/20
	6	at Missouri 02/08/20
FEWEST STEALS	0	vs Vanderbilt 01/15/20
	1	vs Vermont 03/19/22
	1	vs Cincinnati 11/23/21
	1	at Kentucky 02/09/21
	1	at LSU 01/08/20
	2	3x: LAST vs Mississippi State 02/05/22
FEWEST BLKS	0	vs Fordham 11/11/22
	0	vs Hofstra 12/18/21
	0	vs Georgia 01/09/21
	0	vs Southern 12/09/20
	0	vs North Texas 11/12/19
	0	vs Austin Peay 12/03/19
	1	14x - LAST: vs Oklahoma 12/10/22
FEWEST TO	5	at Tennessee 01/06/21
	6	vs Vermont 03/19/22
	7	vs Lipscomb 12/05/20
	8	at Baylor 01/28/23
	8	at Auburn 01/07/23
	8	vs LSU 02/27/21
FEWEST FOULS	12	at Tennessee 01/06/21
	12	vs Central Arkansas 12/12/20
	14	6x - LAST: at Georgia 02/02/22

IN HIS FIRST SEVEN YEARS AS A COLLEGIATE HEAD COACH

- » Twice led the NCAA in Free Throws Made (2016 and 2022).
- » Led the NCAA in Free Throw Attempts (2022)
- » Led the NCAA in 3-pt FG Pct Defense (2020)
- » Ranked 1st (4x) or 2nd (3x) seven times in the league in FT Made
- » Ranked 1st (5x) or 2nd (2x) seven times in the league in FT Attempts
- » 7x - Ranked among NCAA top 25 in FT Made AND FT Attempts
- » 4x - Led the league in Scoring Margin (2017, '18, '19, '21)
- » 4x - Led the league in Fewest Turnovers (2017, '18, '19, '20)
- » 3x - Led the league in Overall W-L Percentage (2017, '18, '19)
- » 3x - Led the league in Assist-To-TO Ratio (2017, '18, '19)
- » 3x - In NCAA top 20 in 3PTFG% Defense (2017, '18, '20)

OTHER TEAM HIGHLIGHTS

- » 2nd in the NCAA in Assist-To-TO Ratio (2018)
- » 2nd in the NCAA in Total Rebounds (2016)
- » 2nd in the NCAA in Free Throws Made (2021)
- » 3rd in the NCAA in Total Blocked Shots (2016)
- » 4th in the NCAA in Rebound Margin (2016)
- » 4th in the NCAA in Fewest TO Per Gm (2018)
- » 7th in the NCAA in Blocks Per Game (2016)
- » 8th in the NCAA in Total Rebounds (2022)
- » 9th in the NCAA in Scoring Margin (2019)
- » 9th in the NCAA in Turnover Margin (2020)
- » 10th in the NCAA in Total Assists (2018)

PLAYER HIGHLIGHTS

- » 10 Players in the NBA in 8 yrs as college coach
- » 4x - Players led his league in 3-PT FG Made AND 3-PT FG Attempts
- » 3x - Player led his league in points scored
- » 4 All-Americans
(Caleb Martin 2x, Mason Jones, Moses Moody, JD Notae)
- » 19 All-Conference Honors
- » 6 All-Defensive Team Honors
- » 3 Conference Newcomers of the Year
- » 2 Conference 6th Man Award
- » 2 Conference Players of the Year
- » 2 Conference Freshman of the Year
- » 1 Conference Defensive Player of the Year

MUSSELMAN MILESTONE WINS

OVERALL

1	11/13/15	vs Coastal Carolina (Honolulu, Hawaii)	73-56
100	01/24/19	Colorado State (Reno, Nev.)	100-60
200	02/07/23	at Kentucky (Lexington, Ky.)	88-73

AT ARKANSAS

1	11/05/19	Rice (Fayetteville, Ark.)	91-43
50	11/23/21	vs Cincinnati (Kansas City, Mo.)	73-67

MUSSELMAN PLAYERS OF NOTE

CODY MARTIN

NEVADA

- Charlotte Hornets (Free Agent) • 2019-pres.
- 2x All-Mountain West (2018 and 2019)

CALEB MARTIN

NEVADA

- Hornets (2019 2nd Rd / 36th pick) • Heat 2021-pres.
- 2x First Team All-America (2018 and 2019)

JORDAN CAROLINE

NEVADA

- 3x First Team All-Mountain West (2018 and 2019)

CAM OLIVER

NEVADA

- Rockets (2021 Free Agent)
- Led Australian NBL in rebounding in 2020

JALEN HARRIS

NEVADA

- Toronto Raptors (2nd Rd / 59th pick) • 2020

ISAIAH JOE

ARKANSAS

- 76ers (2nd Rd • 49th pick) 2020-22; Thunder 2022-pres.

MASON JONES

ARKANSAS

- Rockets & 76ers (2021 Free Agent) • G League 2022-pres
- 2020 All-American & 2020 SEC Player of the Year

MOSES MOODY

ARKANSAS

- Golden State Warriors (1st Rd • 14th pick) • 2021
- 1st "one-and-done" in Arkansas history
- 2021 All-American & 2021 SEC Freshman of the Year

JD NOTAE

ARKANSAS

- 2021 Bleacher Report's National & SEC 6th Man of the Year
- 2022 All-American and consensus 1st team All-SEC

STANLEY UMUDE

ARKANSAS

- Detroit Pistons (2023 free agent)

JAYLIN WILLIAMS

ARKANSAS

- OKC Thunder (2nd Rd • 34th pick)
- 1st team All-SEC / Defensive All-SEC

BEST WINNING PERCENTAGE

active NCAA Division I head coaches
(min 5 yrs • Division I wins • Thru Feb. 19)

1	Mark Few, Gonzaga	680-134	.835	24 yrs
2	Bill Self, Kansas	781-234	.769	30 yrs
3	John Calipari, Kentucky	786-248	.760	31 yrs
4	Brian Dutcher, San Diego St.	140-45	.757	6 yrs
5	Chris Jans, Mississippi State	161-53	.752	7 yrs
6	ERIC MUSSELMAN, ARKANSAS	201-71	.739	8 yrs
7	Thad Matta, Butler	452-169	.728	18 yrs
8	Tony Bennett, Virginia	406-154	.725	17 yrs
9	Darian DeVries, Drake	118-47	.715	5 yrs
10	Bruce Pearl, Auburn	632-252	.715	28 yrs



MUSSELMAN RECORD • POINTS SCORED

Scoring Below 50 Points:	0-0
- At Arkansas	0-0
Home:	0-0
Away:	0-0
Neutral:	0-0
Scoring 50-59 Points:	1-12
- At Arkansas:	1-4
Home:	0-1
Away:	0-9
Neutral:	1-2
Scoring 60-69 Points:	24-23
- At Arkansas	16-12
Home:	14-6
Away:	6-11
Neutral:	4-6
Scoring 70-79 Points:	71-24
- At Arkansas	33-13
Home:	41-5
Away:	15-14
Neutral:	15-5
Scoring 80-89 Points:	67-7
- At Arkansas	25-5
Home:	39-0
Away:	17-4
Neutral:	11-3
Scoring 90-99 Points:	26-1
- At Arkansas	11-0
Home:	16-0
Away:	9-1
Neutral:	1-0
Scoring 100 or More Points:	11-1
- At Arkansas	3-0
Home:	7-0
Away:	3-1
Neutral:	1-0

MUSSELMAN RECORD • POINTS ALLOWED

Opponent Scores Below 50 Points:	12-0
- At Arkansas	10-0
Home:	10-0
Away:	1-0
Neutral:	1-0
Opponent Scores 50-59 Points:	39-1
- At Arkansas	21-0
Home:	27-1
Away:	9-0
Neutral:	3-0
Opponent Scores 60-69 Points:	74-10
- At Arkansas	30-4
Home:	45-0
Away:	13-6
Neutral:	16-4
Opponent Scores 70-79 Points:	56-25
- At Arkansas	24-15
Home:	29-7
Away:	17-14
Neutral:	10-4
Opponent Scores 80-89 Points:	18-22
- At Arkansas	5-12
Home:	7-4
Away:	8-13
Neutral:	3-5
Opponent Scores 90-99 Points:	2-8
- At Arkansas	1-5
Home:	2-2
Away:	0-4
Neutral:	0-2
Opponent Scores 100 or More Points:	1-2
- At Arkansas	0-0
Home:	0-0
Away:	1-2
Neutral:	0-0

0 ANTHONY BLACK

G | Fr. | 6-7 | 198 | Duncanville, Texas | Duncanville HS

@AnthonyBlack24_

@xanthonyblack

Including 2022-23, has **FOUR** years of collegiate eligibility
Major: TBA (Arts & Sciences)
Born on Jan. 20, 2004 in Las Colinas, Texas
The son of Terry and Jennifer Black



- Was listed as the #1 high school point guard in the nation by 247Sports
- Member of gold-medal-winning USA Basketball Men's U18 National Team for the 2022 FIBA Americas U18 Championship (Tijuana, Mexico) and member of USA Basketball's 2022 USA Nike Hoop Summit Team
- Played in the McDonald's All-American and Iverson Classic games.

- Named the CBS Sports/USBWA National Freshman of the Week (Nov. 22) for his early-season play through Louisville at Maui
- Named SEC co-Freshman of the Week (Nov. 28) for his play at Maui

- 1 of 2 PLAYERS IN THE SEC TOP 30 IN: Scoring • Rebounding • Assists • Steals (with Mizzou's Kobe Brown)

BLACK: 4th in assists (4.2) • 4th in steals (2.0) • 19th in scoring (13.0) • 27th in rebs (5.1)

- LEADS THE SEC IN MINUTES: (35:31) ... Has played all 40 minutes in regulation **3x** and all 20 minutes of a half **17x**.

- LAST 11 GAMES: 14.5 ppg • 5.3 rebs • 5.1 assists • 2.5 steals ... Double Digits 9x • 5+ rebs 8x • 5+ assists 6x • 3+ steals 5x

2022-23 HIGHLIGHTS:

- Named to the 5-man Maui Jim MAUI INVITATIONAL ALL-TOURNAMENT TEAM as well as being named SEC co-FRESHMAN OF THE WEEK... Led all scorers (22.3 ppg) at Maui ... Versus Louisville, scored a career-high 26 points (9-of-11 FG; 3-5 3PT and 5-of-5 FT) with a season-high six assists ... Versus Creighton, matched his career-high with 26 points (10-of-18 FG; 1-3 3PT and 5-of-6 FT) with six assists and leading the team with six rebounds ... Added 15 points versus San Diego State, making career highs in FT (9) and FTA (10).
- TROY: Played all 40 minutes and recorded a season-high 8 rebounds, while scoring 14 points.
- BRADLEY: Attempted a season-high 11 free throws (making seven) and led the team in assists (4) and blocked shots (2).
- @ LSU: Played all 40 minutes and stuffed the stat sheet with seven points, eight rebounds and four assists with just two turnovers.
- @ AUBURN: Scored a game-high 23 points, going 13-of-16 at the free throw line ... The 13 FT made is 2nd-most by an SEC player in a game this season and 16 attempts is second-most ... Added seven rebounds and four assists.
- @ MISSOURI: Nearly recorded a triple-double with 15 points, eight rebounds and a then career-high seven assists ... Added two steals and a blocked shot ... Eight rebounds tied his career high.
- OLE MISS: Led Arkansas with 17 points and posted career highs in assists (8) and steals (5) ... Scored 11 of the 17 and had four of his five steals in the second half as Arkansas grabbed a 21-point lead.
- LSU: Tied his career high making 3 3-pointers (3-of-5) to score 14 points with seven rebounds, three assists and three steals.
- @ BAYLOR: Despite an early knee injury, gutted out a 7-point, 6-rebound, 3-assist performance.
- TEXAS A&M: Had 11 points and seven assists with two steals
- @ SOUTH CAROLINA: Scored five of Arkansas' final seven points in the 2-point win with a crucial defensive board leading to two free throws to go up one (60-59) with 2:43 left, a layup to go up one (64-63), a defensive rebound with 32 seconds left, a defensive rebound with two seconds left that led to a free throw and 65-63 win.
- @ KENTUCKY: Scored 19 points - including 12 in the second half - with five assists and a career-high tying five steals ... Had three dunks, including a highlight reel alley-oop in the first half and back-to-back dunks off back-to-back steals on UK's first and second possessions of the second half.
- MISS STATE: Scored a game-high 23 points with five rebounds, five assists and three steals ... Snapped a 4-game, 0-for streak from 3-point range (0-for-7) by going 2-of-5 from deep.
- @ TEXAS A&M: Tied his career high with eight assists (just 3 TO) ... Added nine points.

ANTHONY BLACK 2022-23 GAME STATS

Opponent	Date	GS	Min	FG	FGA	Pct	3FG	3A	Pct	FT	FTA	Pct	O	D	Tot	Avg	PF	FO	A	TO	Blk	Stl	Pts	Avg	
NORTH DAKOTA ST.	11/07/22	*	30	1	7	.143	0	0	.000	1	2	.500	0	7	7	7.0	3	0	3	2	1	3	3	3.0	
FORDHAM	11/11/22	*	24	3	8	.375	1	6	.167	3	4	.750	2	4	6	6.5	2	0	0	4	1	2	10	6.5	
SOUTH DAKOTA ST.	11/16/22	*	30	2	3	.667	1	2	.500	0	0	.000	1	4	5	6.0	1	0	5	2	0	4	5	6.0	
vs Louisville	11/21/22	*	35	9	11	.818	3	5	.600	5	5	1.000	1	2	3	5.3	3	0	6	4	0	2	26	11.0	
vs Creighton	11/22/22	*	38	10	18	.556	1	3	.333	5	7	.714	3	3	6	5.4	3	0	6	3	0	2	26	14.0	
vs San Diego St.	11/23/22	*	39	3	11	.273	0	2	.000	9	10	.900	1	4	5	5.3	2	0	1	4	0	1	15	14.2	
TROY	11/28/22	*	40	5	8	.625	2	4	.500	2	4	.500	1	7	8	5.7	1	0	3	3	1	2	14	14.1	
SAN JOSE ST.	12/03/22	*	32	3	5	.600	1	1	1.000	1	1	1.000	1	3	4	5.5	2	0	6	2	0	0	8	13.4	
UNC GREENSBORO	12/06/22	*	33	4	8	.500	2	4	.500	1	3	.333	1	4	5	5.4	3	0	2	1	1	0	11	13.1	
vs Oklahoma	12/10/22	*	35	4	4	1.000	0	0	.000	0	0	.000	1	3	4	5.3	1	0	5	5	1	2	8	12.6	
vs Bradley	12/17/22	*	38	4	7	.571	0	1	.000	7	11	.636	1	2	3	5.1	1	0	4	2	2	2	15	12.8	
UNC ASHEVILLE	12/21/22	*	25	2	7	.286	2	5	.400	4	6	.667	0	3	3	4.9	3	0	3	2	0	2	10	12.6	
at LSU	12/28/22	*	40	3	8	.375	0	3	.000	1	2	.500	4	4	8	5.2	1	0	4	2	0	1	7	12.2	
MISSOURI	01/04/23	*	40	2	7	.286	1	4	.250	1	2	.500	0	2	2	4.9	1	0	5	4	1	1	6	11.7	
at Auburn	01/07/23	*	30	5	11	.455	0	3	.000	13	16	.813	3	4	7	5.1	4	0	4	4	1	1	23	12.5	
ALABAMA	01/11/23	*	33	2	12	.167	0	3	.000	1	5	.200	2	3	5	5.1	5	1	1	4	0	1	5	12.0	
at Vanderbilt	01/14/23	*	39	7	15	.467	2	4	.500	2	4	.500	2	4	6	5.1	3	0	3	4	1	0	18	12.4	
at Missouri	01/18/23	*	39	4	9	.444	1	3	.333	6	6	1.000	2	6	8	5.3	3	0	7	5	1	2	15	12.5	
OLE MISS	01/21/23	*	37	7	17	.412	0	1	.000	3	6	.500	1	2	3	5.2	3	0	8	2	0	5	17	12.7	
LSU	01/24/23	*	37	3	9	.333	3	5	.600	5	6	.833	2	5	7	5.3	3	0	3	3	0	3	14	12.8	
at Baylor	01/28/23	*	36	3	7	.429	0	2	.000	1	1	1.000	1	5	6	5.3	0	0	3	2	0	1	7	12.5	
TEXAS A&M	01/31/23	*	38	2	4	.500	0	1	.000	7	9	.778	1	4	5	5.3	3	0	7	4	0	2	11	12.5	
at South Carolina	02/04/23	*	40	4	10	.400	0	1	.000	5	7	.714	1	5	6	5.3	3	0	4	2	2	1	13	12.5	
at Kentucky	02/07/23	*	38	8	15	.533	0	3	.000	3	4	.750	0	4	4	5.3	3	0	5	6	1	5	19	12.8	
MISSISSIPPI ST.	02/11/23	*	39	8	13	.615	2	5	.400	5	6	.833	1	4	5	5.2	3	0	5	4	1	3	23	13.2	
at Texas A&M	02/15/23	*	38	3	8	.375	1	2	.500	2	3	.667	0	3	3	5.2	4	0	8	3	0	2	9	13.0	
FLORIDA	02/18/23	*	35	3	6	.500	1	1	1.000	7	8	.875	0	5	5	5.1	1	0	3	4	0	3	14	13.0	
Totals			27	958	114	248	.460	24	74	.324	100	138	.725	33	106	139	5.1	65	1	114	87	15	53	352	13.0

ANTHONY BLACK CAREER STATISTICS

Year	GP	GS	Min	Avg	FG	FGA	Pct	3FG	3FGA	Pct	FT	FTA	Pct	Off	Def	Tot	Avg	PF	FO	Asst	TO	Blk	Stl	Pts	Avg
2022-23	27	27	958	35.5	114	248	.460	24	74	.324	100	138	.725	33	106	139	5.1	65	1	114	87	15	53	352	13.0



NATIONAL RECRUITING RANKINGS

- #8 on the SI99 All-American list
- 247Sports ***** #14 nation #1 PG
- ESPN ***** #15 nation #8 SF
- 247Composite ***** #17 nation #2 PG
- Rivals ***** #19 nation #5 SG

- Led ARK in Pts: 6
- Led ARK in Rebs: 1
- Led ARK in Assists: 19
- Led ARK in Steals: 13
- Led ARK in Blocked Shots: 4
- Double-figure Pts: 18
- Double-figure Rebs: 0
- 20-pt gms - 30-pt gms: 4 - 0
- Gms with a 3PT Made: 15
- Gms with 3+ 3PT Made: 2
- Gms with 3+ Assists: 22
- Gms with 3+ Steals: 7
- Gms with 3+ Blks: 0
- Gms with 5+ Rebs: 18

BLACKS' PERSONAL BESTS

- POINTS**
Season: 26 (2x) LAST vs Creighton (11/22/22)
SEC: 23 (2x) LAST vs Miss State (02/11/23)
- FG MADE**
Season: 10 vs Creighton (11/22/22)
SEC: 8 vs Miss State (02/11/23)
- FG ATTEMPTED**
Season: 18 vs Creighton (11/22/22)
SEC: 17 vs Ole Miss (01/21/23)
- 3-POINT FG MADE**
Season: 3 (2x) vs LSU (01/24/23)
SEC: 3 vs LSU (01/24/23)
- 3-PT FG ATTEMPTS**
Season: 6 vs Fordham (11/11/22)
SEC: 5 (2x) LAST vs Miss State (02/11/23)
- FT MADE**
Season: 13 at Auburn (01/07/23)
SEC: 13 at Auburn (01/07/23)
- FT ATTEMPTED**
Season: 16 at Auburn (01/07/23)
SEC: 16 at Auburn (01/07/23)
- REBOUNDS**
Season: 8 (3x) LAST at Missouri (01/18/23)
SEC: 8 (2x) LAST at Missouri (01/18/23)
- ASSISTS**
Season: 8 (2x) LAST at Texas A&M (02/15/23)
SEC: 8 (2x) LAST at Texas A&M (02/15/23)
- STEALS**
Season: 5 (2x) LAST at Kentucky (02/07/23)
SEC: 5 (2x) LAST at Kentucky (02/07/23)
- BLOCKED SHOTS**
Season: 2 vs Bradley (12/17/22)
SEC: 1 (5x) LAST vs Miss State (02/11/23)
- MINUTES**
Season: 40:00 (3x) LAST at S. Carolina (02/04/23)
SEC: 40:00 (2x) LAST at S. Carolina (02/04/23)

1 RICKY COUNCIL IV

G | Jr. | 6-6 | 205 | Durham, N.C. | Southern Durham HS / Wichita State

@rickythe4th
@c4_hoops

Including 2022-23, has **THREE** years of collegiate eligibility
Major: Recreation & Sport Management
Born on Aug. 3, 2001 in Durham, N.C.
The son of Rick and Ruth Council - has 2 older brothers, Ricky II & Ricky III



DOUBLE-DOUBLES (2)

SOPHOMORE (at WSU) (2)
02/02/22 • TULANE 12 pts 15 reb
02/20/22 • HOUSTON 17 Pts 10 reb



Was the **2022 American Athletic Conference Sixth Man of the Year** and made the **2021 AAC All-Freshman Team** ... Played two seasons at Wichita State and will have three years of eligibility remaining ... Was teammates with former Razorback Trey Wade at Wichita State in 2020-21 and the duo helped the Shockers win the AAC regular-season title and earn an NCAA Tournament berth.

- Named the to Midseason USBWA Oscar Robertson Trophy Watch List, awarded to the National Player of the Year.
- Has led Arkansas in scoring a team-best 10 times ... Has scored in double digits in 24 of 27 games
- IN THE SEC: 2nd in Minutes (35:17) • 2ND IN SCORING (16.4) • 3rd in FT Made (114)
- SEC PLAYER OF THE WEEK (Dec. 5) ... Averaged 22.0 points (70% FG and 8-8 FT) in wins over Troy & San Jose State
- Has played all 40 minutes in regulation **5x** and all 20 minutes of a half **21x**.

2022-23 HIGHLIGHTS:

- FORDHAM: Led the team in scoring (15 points) ... For the first time in his career, saw action at point guard and responded with a **career-high seven assists**.
- LOUISVILLE: Had 15 points while **tying his career high with four steals and making 3 3-pointers**.
- CREIGHTON: Scored a season-high 24 points, attempting a career-high 19 shots, while playing all 40 minutes.
- SAN DIEGO STATE: Played 41:03 in the overtime win ... Scored 18 of his 19 points after halftime, including five of the Hogs' 1 overtime points.
- **SEC PLAYER OF THE WEEK (Dec. 5):** Versus Troy, scored a **game-high 27 (also his second-best career effort)** ... Had 19 points in the second half as Arkansas erased a two-pint halftime deficit ... **Scored 11 points in a decisive 17-0 run** (all told, scored 13 in a 19-3 run to end the game) ... Made a career-high 12 field goals ... **Versus San Jose State**, scored 17 points and only missed one shot attempt (5-of-6 FG; 1-1 3 PT, 6-6 FT) ... Up three with 17:27 left, Arkansas went on a 23-7 runs with Council scoring all 10 of his second-half points ... Added three steals.
- OKLAHOMA: Scored a game-high 26 points - with three highlight reel dunks - and tied for the team lead with five assists.
- MISSOURI: Had a **season-high seven rebounds** and scored a game-high 25 points - **21 in the second half**.
- @ VANDY: Scored a game-best 24 points (**tying a career and season-high with 3 3-pointers**) ... Added two steals.
- @ MISSOURI: Scored 13 points (4-of-4 at the line) and led the team with three steals.
- LSU: **Tied his career-high with seven assists**, including five in the first half and two in the second half on alley-ops ... Only had 11 rebounds in his previous five game but grabbed six versus the Tigers.
- @ BAYLOR: Scored a game-high 25 points (10-of-17 FG) with 14 in the first half and 11 in the second.
- TEXAS A&M: Tied for the team high with 19 points ... Added six rebounds and four assists and tied for the team lead at +12.
- @ KENTUCKY: Led the team with 20 points, making 8-of-10 at the line and sinking two of the team's four 3-pointers ... Added four assists.
- MISS STATE: **For the first time this year, led the team in rebounds** with six, tying two others.
- FLORIDA: **Tied his season high with seven rebounds**, adding 15 points

RICKY COUNCIL IV 2022-23 GAME STATS

Opponent	Date	GS	Min	FG	FGA	Pct	3FG	3A	Pct	FT	FTA	Pct	O	D	Tot	Avg	PF	FO	A	TO	Blk	Stl	Pts	Avg	
NORTH DAKOTA ST.	11/07/22	*	36	9	14	.643	1	2	.500	3	6	.500	1	2	3	3.0	1	0	2	1	1	1	22	22.0	
FORDHAM	11/11/22	*	37	5	12	.417	1	3	.333	4	4	1.000	1	3	4	3.5	2	0	7	2	0	2	15	18.5	
SOUTH DAKOTA ST.	11/16/22	*	30	8	12	.667	1	4	.250	2	3	.667	0	2	2	3.0	2	0	2	3	1	1	19	18.7	
vs Louisville	11/21/22	*	35	6	13	.462	3	7	.429	0	0	.000	1	2	3	3.0	1	0	3	4	0	4	15	17.8	
vs Creighton	11/22/22	*	40	9	19	.474	2	6	.333	4	4	1.000	1	2	3	3.0	3	0	3	1	0	2	24	19.0	
vs San Diego St.	11/23/22	*	41	6	19	.316	0	3	.000	7	11	.636	1	2	3	3.0	3	0	4	3	0	2	19	19.0	
TROY	11/28/22	*	39	12	18	.667	1	4	.250	2	2	1.000	2	1	3	3.0	2	0	0	2	0	1	27	20.1	
SAN JOSE ST.	12/03/22	*	26	5	6	.833	1	1	1.000	6	6	1.000	0	3	3	3.0	1	0	1	3	0	3	17	19.8	
UNC GREENSBORO	12/06/22	*	37	1	7	.143	0	3	.000	6	6	1.000	0	3	3	3.0	3	0	2	3	0	0	8	18.4	
vs Oklahoma	12/10/22	*	40	10	15	.667	1	2	.500	5	7	.714	0	2	2	2.9	1	0	5	1	0	1	26	19.2	
vs Bradley	12/17/22	*	36	4	10	.400	1	3	.333	7	8	.875	0	2	2	2.8	2	0	2	2	0	2	16	18.9	
UNC ASHEVILLE	12/21/22	*	25	5	10	.500	0	1	.000	2	2	1.000	1	1	2	2.8	2	0	2	1	0	1	12	18.3	
at LSU	12/28/22	*	40	5	19	.263	1	5	.200	2	5	.400	4	2	6	3.0	1	0	0	2	0	3	13	17.9	
MISSOURI	01/04/23	*	31	6	15	.400	2	7	.286	11	13	.846	2	5	7	3.3	1	0	1	5	1	0	25	18.4	
at Auburn	01/07/23	*	37	5	15	.333	2	6	.333	2	2	1.000	1	1	2	3.2	1	0	1	3	1	0	14	18.1	
ALABAMA	01/11/23	*	36	4	10	.400	0	2	.000	7	9	.778	0	2	2	3.1	1	0	3	5	0	1	15	17.9	
at Vanderbilt	01/14/23	*	40	8	12	.667	3	6	.500	5	7	.714	3	0	3	3.1	4	0	1	1	0	2	24	18.3	
at Missouri	01/18/23	*	29	4	11	.364	1	4	.250	4	4	1.000	3	0	3	3.1	4	0	1	3	0	3	13	18.0	
OLE MISS	01/21/23	*	19	1	6	.167	0	3	.000	0	0	.000	0	1	1	3.0	0	0	0	3	0	1	2	17.2	
LSU	01/24/23	*	40	4	13	.308	0	3	.000	2	3	.667	0	6	6	3.2	0	0	7	1	0	1	10	16.8	
at Baylor	01/28/23	*	39	10	17	.588	2	4	.500	3	3	1.000	1	0	1	3.0	2	0	2	1	0	0	25	17.2	
TEXAS A&M	01/31/23	*	39	6	16	.375	1	7	.143	6	8	.750	1	5	6	3.2	3	0	4	4	1	1	19	17.3	
at South Carolina	02/04/23	*	40	4	10	.400	0	3	.000	2	2	1.000	0	3	3	3.2	2	0	3	2	0	0	10	17.0	
at Kentucky	02/07/23	*	35	5	9	.556	2	3	.667	8	10	.800	0	3	3	3.2	2	0	4	1	0	0	20	17.1	
MISSISSIPPI ST.	02/11/23	*	37	1	6	.167	0	2	.000	11	13	.846	2	4	6	3.3	2	0	3	1	1	0	13	16.9	
at Texas A&M	02/15/23	*	36	3	12	.250	0	3	.000	0	1	.000	0	5	5	3.3	1	0	4	2	0	0	6	16.5	
FLORIDA	02/18/23	*	32	6	10	.600	0	1	.000	3	4	.750	0	7	7	3.5	1	0	1	2	0	0	15	16.4	
Totals			25	952	152	336	.452	26	98	.265	114	143	.797	25	69	94	3.5	48	0	68	62	6	32	444	16.4



- Led his team in Pts (ARK): 23 (10)
- Led his team in Rebs (ARK): 8 (1)
- Led his team in Assists (ARK): 6 (4)
- Double-figure Pts (ARK): 45 (23)
- Double-figure Rebs (ARK): 2 (0)
- Double-Doubles (ARK): 2 (0)
- 20-pt gms (ARK): 12 (9)
- 30-pt or more gms (ARK): 1 (0)
- Gms with a 3PT Made (ARK): 44 (17)
- Gms with 3+ 3PT Made (ARK): 5 (2)
- Gms with 3+ Assists (ARK): 19 (11)
- Gms with 3+ Blks (ARK): 0 (0)
- Gms with 3+ Steals (ARK): 9 (4)
- Gms with 5+ Rebs (ARK): 30 (6)

COUNCIL'S PERSONAL BESTS

POINTS
Season: 27 vs Troy (11/28/22)
Career: 31 vs UCF (01/26/22)
SEC: 25 vs Missouri (01/04/23)

FG MADE
Season: 12 vs Troy (11/28/22)
Career: 12 vs Troy (11/28/22)
SEC: 8 at Vanderbilt (01/14/23)

FG ATTEMPTED
Season: 19 (2x) LAST at LSU (12/28/22)
Career: 19 vs Creighton (11/22/22)
SEC: 19 at LSU (12/28/22)

3-POINT FG MADE
Season: 3 (2x) LAST at Vanderbilt (01/14/23)
Career: 3 (5x) LAST at Vanderbilt (01/14/23)
SEC: 3 at Vanderbilt (01/14/23)

3-PT FG ATTEMPTS
Season: 7 (3x) LAST vs Texas A&M (01/31/23)
Career: 7 (5x) LAST vs Texas A&M (01/31/23)
SEC: 7 (2x) vs Texas A&M (01/31/23)

FT MADE
Season: 11 vs Missouri (01/04/23)
Career: 16 vs UCF (01/26/22)
SEC: 11 vs Missouri (01/04/23)

FT ATTEMPTED
Season: 13 vs Missouri (01/04/23)
Career: 20 vs UCF (01/26/22)
SEC: 13 vs Missouri (01/04/23)

REBOUNDS
Season: 7 (2x) LAST vs Florida (02/18/23)
Career: 15 vs Tulane (01/12/22)
SEC: 7 (2x) LAST vs Florida (02/18/23)

ASSISTS
Season: 7 vs LSU (01/24/23)
Career: 7 (2x) LAST vs LSU (01/24/23)
SEC: 7 vs LSU (01/24/23)

STEALS
Season: 4 vs Louisville (11/21/22)
Career: 4 (2x) LAST vs Louisville (11/21/22)
SEC: 3 (2x) LAST at Missouri (01/18/23)

BLOCKED SHOTS
Season: 1 (4x) LAST at Auburn (01/07/23)
Career: 2 (2x) LAST at Tulane (01/29/22)
SEC: 1 (2x) LAST at Auburn (01/07/23)

MINUTES
Season: 41:03 vs San Diego State (11/23/22)
Career: 48:16 Houston (02/20/22)
SEC: 40 (3x) at South Carolina (02/04/23)

RICKY COUNCIL IV CAREER STATISTICS

Year	GP	GS	Min	Avg	FG	FGA	Pct	3FG	3FGA	Pct	FT	FTA	Pct	Off	Def	Tot	Avg	PF	FO	Ast	TO	Blk	Stl	Pts	Avg
2020-21 (WSU)	21	1	327	15.6	51	121	.422	12	27	.444	35	55	.636	16	56	72	3.4	18	0	20	23	3	6	149	7.1
2021-22 (WSU)	28	8	744	26.6	110	252	.437	26	85	.306	90	106	.849	36	115	151	5.4	38	2	45	60	14	32	336	12.0
2022-23 (ARK)	27	25	952	35.3	152	336	.452	26	98	.265	114	143	.797	25	69	94	3.5	48	0	68	62	6	32	444	16.4
CAREER	76	34	2023	26.6	313	709	.441	64	210	.305	239	304	.786	77	240	317	4.2	104	2	133	145	23	70	929	12.2

2

TREVON BRAZILE

F | So. (3) | 6-10 | 212 | Springfield, Mo. | Kickapoo HS / Missouri

@trevonbrazile2

@thetrevonbrazile

Including 2022-23, has **THREE** years of collegiate eligibility

Major: Communications

Born on Jan. 7, 2002 in Springfield, Mo.

The son of Phillip Brazile and Melissa Baldwin



DOUBLE-DOUBLES (2)


SOPHOMORE (at ARK)	(2)
11/07/22 • NORTH DAKOTA STATE	21 pts 12 reb
11/16/22 • SOUTH DAKOTA STATE	13 pts 10 reb

Trevon Brazile (*pronounced Trev-In "Brazil"*) played his freshman season (2021-22) at Missouri and has three remaining years of eligibility ... Ranked third in the SEC (47th in the NCAA) in blocked shots (1.92 avg).

- Suffered a season-ending knee (ACL) injury in the first half of the UNC Greensboro game.

2022-23 HIGHLIGHTS:

- NORTH DAKOTA STATE: In the season opener, recorded his **first career double-double** with a then career-high 21 points and a **career-high 12 rebounds** ... Was 7-of-14 FG and made a **career-high 3-of-6 3PT** ... Was also 4-of-5 FT.
- SOUTH DAKOTA STATE: Posted his **second career double-double** with 13 points (5-9 FG • 1-1 3PT • 2-2 FT) and 10 rebounds.
- CREIGHTON: Scored 17 making a career-high seven FG with a season-high three blocked shots.
- SAN DIEGO STATE: **For the first time in his career, led his team in scoring, pumping in 20** with nine rebounds ... For the third time this season, **tied his career high** with three 3's made ... Also played a **career-high 40:05 minutes** ... **Scored 18 of his 20 after halftime**, including 16 in the second half (4-of-7 FG • 3-of-4 3PT • 5-of-6 FT) ... **Tied his career high with two steals, one coming with Arkansas down two with seven seconds left** to set-up the game-tying basket.
- SAN JOSE STATE: For the second time in his career, led his team in scoring with a **career-high 23 points** ... Was 8-of-9 from the field (1-2 3PT) and 6-of-8 FT with five rebounds, two assists and two blocked shots ... Also had career highs in FG made (8) and FT made (6).



- Led his team in Pts (ARK): 2 (2)
- Led his team/ARK in Rebs: 12 (5)
- Led his team/ARK in Blk Shots: 25 (5)
- Double-figure Pts (ARK): 9 (4)
- Double-figure Rebs (ARK): 3 (2)
- 20-pt gms – 30-pt gms: (ARK) 3 (2) - 0
- Gms with a 3PT Made (ARK): 15 (5)
- Gms with 3+ 3PT Made (ARK): 3 (3)
- Gms with 3+ Blks (ARK): 6 (1)
- Gms with 5+ Rebs (ARK): 20 (6)

BRAZILE'S PERSONAL BESTS

POINTS	
Season: 23	vs San Jose State (12/03/22)
Career: 23	vs San Jose State (12/03/22)
SEC: 11	at LSU (02/26/22)

FG MADE	
Season: 8	vs San Jose State (12/03/22)
Career: 8	vs San Jose State (12/03/22)
SEC: 5	at LSU (02/26/22)

FG ATTEMPTED	
Season: 14 (3x)	LAST vs San Diego State (11/23/22)
Career: 14 (2x)	LAST vs San Diego State (11/23/22)
SEC: 9	at LSU (02/26/22)

3-POINT FG MADE	
Season: 3 (3x)	LAST vs San Diego State (11/23/22)
Career: 3 (3x)	LAST vs San Diego State (11/23/22)
SEC: 1 (7x)	vs Georgia (03/05/22)

3-PT FG ATTEMPTS	
Season: 8	vs San Diego State (11/23/22)
Career: 8	vs San Diego State (11/23/22)
SEC: 2	at Georgia (02/02/22)

FT MADE	
Season: 6	vs San Jose State (12/03/22)
Career: 6	vs San Jose State (12/03/22)
SEC: 3	vs Tennessee (02/22/22)

FT ATTEMPTED	
Season: 8 (2x)	LAST vs San Jose State (12/03/22)
SEC: 8 (2x)	LAST vs San Jose St (12/03/22)
Career: 7	vs Ole Miss (03/09/22)

REBOUNDS	
Season: 12	vs North Dakota State (11/07/22)
Career: 12	vs North Dakota State (11/07/22)
SEC: 10	vs Georgia (03/05/22)

ASSISTS	
Season: 2	vs San Jose State (12/03/22)
Career: 3	vs Alabama (01/08/22)
SEC: 3	vs Alabama (01/08/22)

STEALS	
Season: 2 (2x)	LAST vs Troy (11/28/22)
Career: 2 (5x)	LAST vs Troy (11/28/22)
SEC: 2	vs Texas A&M (01/15/22)

BLOCKED SHOTS	
Season: 3	vs Creighton (11/22/22)
Career: 6	vs Illinois (12/22/21)
SEC: 4 (2x)	vs Georgia (03/05/22)

MINUTES	
Season: 40:05	vs San Diego State (11/23/22)
Career: 40:05	vs San Diego State (11/23/22)
SEC: 28:23	at LSU (02/26/22)

TREVON BRAZILE 2022-23 GAME STATS

Opponent	Date	GS	Min	FG	FGA	Pct	3FG	3A	Pct	FT	FTA	Pct	O	D	Tot	Avg	PF	FO	A	TO	Blk	Stl	Pts	Avg
NORTH DAKOTA ST.	11/07/22	32	7	14	.500	3	6	.500	4	5	.800	1	11	12	12.0	2	0	1	2	1	0	21	21.0	
FORDHAM	11/11/22	32	3	7	.429	0	2	.000	2	3	.667	4	4	8	10.0	3	0	1	2	1	1	8	14.5	
SOUTH DAKOTA ST.	11/16/22	29	5	9	.556	1	1	1.000	2	2	1.000	2	8	10	10.0	3	0	2	4	2	1	13	14.0	
vs Louisville	11/21/22	14	0	2	.000	0	2	.000	1	2	.500	0	2	2	8.0	3	0	0	2	0	1	1	10.8	
vs Creighton	11/22/22	32	7	14	.500	3	5	.600	0	1	.000	1	5	6	7.6	5	1	2	1	3	1	17	12.0	
vs San Diego St.	11/23/22	40	6	14	.429	3	8	.375	5	8	.625	0	9	9	7.8	3	0	0	1	0	2	20	13.3	
TROY	11/28/22	25	1	5	.200	0	2	.000	1	2	.500	0	0	0	6.7	2	0	1	5	0	2	3	11.9	
SAN JOSE ST.	12/03/22	30	8	9	.889	1	2	.500	6	8	.750	0	5	5	6.5	2	0	2	2	2	1	23	13.3	
UNC GREENSBORO	12/06/22	9	0	3	.000	0	1	.000	0	0	.000	1	1	2	6.0	0	0	0	1	2	0	0	11.8	
vs Oklahoma	12/10/22	DNP-Inj																						
vs Bradley	12/17/22	DNP-Inj																						
UNC ASHEVILLE	12/21/22	DNP-Inj																						
at LSU	12/28/22	DNP-Inj																						
MISSOURI	01/04/23	DNP-Inj																						
at Auburn	01/07/23	DNP-Inj																						
ALABAMA	01/11/23	DNP-Inj																						
at Vanderbilt	01/14/23	DNP-Inj																						
at Missouri	01/18/23	DNP-Inj																						
OLE MISS	01/21/23	DNP-Inj																						
LSU	01/24/23	DNP-Inj																						
at Baylor	01/28/23	DNP-Inj																						
TEXAS A&M	01/31/23	DNP-Inj																						
at South Carolina	02/04/23	DNP-Inj																						
at Kentucky	02/07/23	DNP-Inj																						
MISSISSIPPI ST.	02/11/23	DNP-Inj																						
at Texas A&M	02/15/23	DNP-Inj																						
FLORIDA	02/18/23	DNP-Inj																						
Totals		0	243	37	77	.481	11	29	.379	21	31	.677	9	45	54	6.0	23	1	9	20	11	9	106	11.8

TREVON BRAZILE CAREER STATISTICS

Year	GP	GS	Min	Avg	FG	FGA	Pct	3FG	3FGA	Pct	FT	FTA	Pct	Off	Def	Tot	Avg	PF	FO	Asst	TO	Blk	Stl	Pts	Avg
2021-22 (MISSOURI)	24	22	507	21.1	57	105	.543	10	31	.323	27	46	.587	28	92	120	5.0	30	0	18	27	46	10	151	6.3
2022-23 (ARK)	9	0	243	27.0	37	77	.481	11	29	.379	21	31	.677	9	45	54	6.0	23	1	9	20	11	9	106	11.8
CAREER	33	22	750	22.7	94	182	.516	21	60	.350	48	77	.623	37	137	174	5.3	53	1	27	47	57	10	257	7.8

3

NICK SMITH JR.

G | Fr. | 6-5 | 185 | Jacksonville, Ark. | North Little Rock HS

@ntsmith1402

@lif3nick

Including 2022-23, has **FOUR** years of collegiate eligibility
Major: Recreation a& Sport Management
Born on April 18, 2004 in Jacksonville, Ark.
The son of Nicholas Sr. and Candace Smith



SMITH'S PRESEASON HONORS

- John R. Wooden Award Preseason Watch List
- NABC Division I Player of the Year Watch List
- Jersey Mike's Naismith Trophy Men's Player of the Year Preseason Watch List
- Jerry West Award Watch List

- All-American: 2nd team (CBSsports.com) - 3rd team (Sporting News) - 4th team (Blue Ribbon Magazine)
- National Newcomer of the Year (Blue Ribbon Magazine)
- National Freshman of the Year (CBSsports.com)
- Jay Bilas Preseason Freshman All-America Team (ESPN.com)
- #1 on ESPN.com national Impact Newcomer list
- #2 on national Impact Freshmen lists by Andy Katz/NCAA.com and CBSsports.com
- SEC Freshman of the Year: CBSsports.com and Blue Ribbon Magazine
- First Team All-SEC: SEC media - SEC coaches - Blue Ribbon Magazine

• 2022 USA TODAY National High School Boy's Basketball Player of the Year

- The overall top rated high school prospect by 247Sports and consensus top-3 player in the country
- Top rated combo guard in the nation (247Sports) - Top rated point guard in the nation (Rivals) - Top rated shooting guard in the nation (ESPN)
- Played in the McDonald's All-American and was co-MVP at the Jordan Brand Classic 27 points (5-of-7 3PT)
- 1 of the top 3-highest rated players to ever sign with Arkansas trailing Corliss Williamson (ranked #1 or #2 by all the recruiting services) and Al Jefferson (ranked #3 by 247Sports and #4 by Rivals in 2004).

- Named the CBS Sports/USBWA National Freshman of the Week (Dec. 13) and Dick Vitale's "Diaper Dandy" Star of the Week (Dec. 12)
- Named SEC co-Freshman of the Week (Dec. 12)

2022-23 HIGHLIGHTS:

- TROY: After missing the first six games due to injury, saw his first official collegiate action (playing on the condition of minutes restriction) ... Checked in at 14:08 and played six full minutes but did not re-enter the game.
- SAN JOSE STATE: In his first meaningful action (and start), scored 16 points (3-of-5 3PT) with five assists and zero turnovers.
- Named **SEC co-FRESHMAN OF THE WEEK** • CBS/USBWA NATIONAL FRESHMAN OF THE WEEK • DICK VITALE "DIAPER DANDY" STAR OF THE WEEK ... Scored 22 of Arkansas' 65 points (34%) versus UNC Greensboro, including 16 in the second half in the come-from-behind win ... Was 9-of-11 at the line and led the team with three assists ... Had a steal and old-fashion 3-point play late in the game to propel the Hogs to the win ... Versus Oklahoma, scored 21 points, including 11 in the second half as Arkansas outscored the Sooners 45-38 ... All 11 of his second-half points came in a 26-15 run as the Hogs went from up five to up 14.
- MISS STATE: After missing 13 games, returned to the lineup and played 17:15 with five points and was +3 in the 6-point loss.
- FLORIDA: Had his first double-digit scoring effort in SEC action ... Finished with 10 points, but scored 8 of the Razorbacks' first 30 ... Added a career-high two steals and was +23 (second-best on the team).

NICK SMITH JR. 2022-23 GAME STATS

Opponent	Date	GS	Min	FG	FGA	Pct	3FG	3A	Pct	FT	FTA	Pct	O	D	Tot	Avg	PF	FO	A	TO	Blk	Stl	Pts	Avg	
NORTH DAKOTA ST.	11/07/22	DNP-Inj																							
FORDHAM	11/11/22	DNP-Inj																							
SOUTH DAKOTA ST.	11/16/22	DNP-Inj																							
vs Louisville	11/21/22	DNP-Inj																							
vs Creighton	11/22/22	DNP-Inj																							
vs San Diego St.	11/23/22	DNP-Inj																							
TROY	11/28/22		6	0	2	.000	0	1	.000	0	0	.000	1	0	1	1.0	0	0	0	0	0	0	0	0.0	
SAN JOSE ST.	12/03/22	*	24	6	14	.429	3	5	.600	1	2	.500	0	1	1	1.0	1	0	5	0	0	0	16	8.0	
UNC GREENSBORO	12/06/22	*	39	6	14	.429	1	5	.200	9	11	.818	0	4	4	2.0	1	0	3	2	1	1	22	12.7	
vs Oklahoma	12/10/22	*	30	8	16	.500	1	5	.200	4	4	1.000	0	2	2	2.0	3	0	1	2	0	1	21	14.8	
vs Bradley	12/17/22	*	21	1	8	.125	1	4	.250	2	2	1.000	1	0	1	1.8	1	0	0	2	0	1	5	12.8	
UNC ASHEVILLE	12/21/22	DNP-Inj																							
at LSU	12/28/22	DNP-Inj																							
MISSOURI	01/04/23	DNP-Inj																							
at Auburn	01/07/23	DNP-Inj																							
ALABAMA	01/11/23	DNP-Inj																							
at Vanderbilt	01/14/23	DNP-Inj																							
at Missouri	01/18/23	DNP-Inj																							
OLE MISS	01/21/23	DNP-Inj																							
LSU	01/24/23	DNP-Inj																							
at Baylor	01/28/23	DNP-Inj																							
TEXAS A&M	01/31/23	DNP-Inj																							
at South Carolina	02/04/23	DNP-Inj																							
at Kentucky	02/07/23	DNP-Inj																							
MISSISSIPPI ST.	02/11/23		17	2	7	.286	1	4	.250	0	1	.000	0	1	1	1.7	0	0	1	0	0	0	5	11.5	
at Texas A&M	02/15/23		4	0	1	.000	0	0	.000	0	0	.000	0	0	0	1.4	0	0	0	2	0	0	0	9.9	
FLORIDA	02/18/23	*	32	4	12	.333	0	4	.000	2	2	1.000	0	1	1	1.4	1	0	1	2	0	2	10	9.9	
Totals			5	173	27	74	.365	7	28	.250	18	22	.818	2	9	11	1.4	7	0	11	10	1	5	79	9.9

Consensus Top 10 pick on the 2023 NBA mock draft websites, including some predicting him as the #1 college player selected.



NATIONAL RECRUITING RANKINGS

- #2 on the SI99 All-American list
- 247Sports ★★★★★ #1 nation #1 CG
- Rivals ★★★★★ #2 nation #1 PG
- ESPN ★★★★★ #3 nation #1 SG
- 247Composite ★★★★★ #3 nation #2 CG

- Led ARK in Pts:1
- Led ARK in Rebs:0
- Led ARK in Assists:1
- Led ARK in Steals:0
- Double-figure Pts:3
- Double-figure Rebs:0
- 20-pt gms - 30-pt gms:2 - 0
- Gms with a 3PT Made:3
- Gms with 3+ 3PT Made:2
- Gms with 3+ Assists:2
- Gms with 3+ Steals:0
- Gms with 3+ Blks:0
- Gms with 5+ Rebs:0

SMITH'S PERSONAL BESTS

- POINTS**
Season: 22 vs UNC Greensboro (12/06/22)
SEC: 10 vs Florida (02/18/23)
- FG MADE**
Season: 8 vs Oklahoma (12/10/22)
SEC: 4 vs Florida (02/18/23)
- FG ATTEMPTED**
Season: 16 vs Oklahoma (12/10/22)
SEC: 12 vs Florida (02/18/23)
- 3-POINT FG MADE**
Season: 3 vs San Jose State (12/03/22)
SEC: 1 vs Mississippi State (02/11/23)
- 3-PT FG ATTEMPTS**
Season: 5 (2x) LAST vs UNC Greensboro (12/06/22)
SEC: 4 (2x) LAST vs Florida (02/18/23)
- FT MADE**
Season: 9 vs UNC Greensboro (12/06/22)
SEC: 2 vs Florida (02/18/23)
- FT ATTEMPTED**
Season: 11 vs UNC Greensboro (12/06/22)
SEC: 2 vs Florida (02/18/23)
- REBOUNDS**
Season: 4 vs UNC Greensboro (12/06/22)
SEC: 1 (2x) LAST vs Florida (02/18/23)
- ASSISTS**
Season: 5 vs San Jose State (12/03/22)
SEC: 1 (2x) LAST vs Florida (02/18/23)
- STEALS**
Season: 2 vs Florida (02/18/23)
SEC: 2 vs Florida (02/18/23)
- BLOCKED SHOTS**
Season: 1 vs UNC Greensboro (12/06/22)
SEC: --
- MINUTES**
Season: 38:53 vs UNC Greensboro (12/06/22)
SEC: 17:15 vs Mississippi State (02/11/23)

NICK SMITH JR. CAREER STATISTICS

Year	GP	GS	Min	Avg	FG	FGA	Pct	3FG	3FGA	Pct	FT	FTA	Pct	Off	Def	Tot	Avg	PF	FO	Ass	TO	Blk	Stl	Pts	Avg
2022-23	8	5	173	21.6	27	74	.365	7	28	.250	18	22	.818	2	9	11	1.4	7	0	11	10	1	5	79	9.9

4

DAVONTE "DEVO" DAVIS

G | Jr. | 6-4 | 185 | Jacksonville, Ark. | Jacksonville HS

@MrDevoBuckets

@devofor3

Including 2022-23, has **THREE** years of collegiate eligibility

Major: Recreation & Sport Management

Born on Sept. 24, 2001, in Jacksonville, Ark.

The son Terrie Davis and grandson of Yvette Davis



DOUBLE-DOUBLES (2)

JUNIOR	(2)
12/06/22 • UNC GREENSBORO	10 pts 10 reb
01/11/23 • ALABAMA	16 pts 10 reb

- **SEC Academic Honor Roll 3x:** First-Year (2020-21), Winter (2021-22) and Winter (2022-23).
- **Department's Honor Roll 4x** (3.0-3.49 GPA): Fall '20, Spring '21, Fall of '21 and Fall '22.
- **THE ONLY CURRENT RAZORBACK PLAY IN EACH OF ARKANSAS' BACK-TO-BACK ELITE 8 RUNS.**

THE FOLLOWING COMPARES DEVO'S GAMES 1-12 STATS vs GAMES 13-27 STATS

	FG	3PT	FT	Reb	A	Stl	PTS
GAMES 1-12 (11 gms)	29-86 (34%)	5-27 (19%)	19-25 (76%)	38 (3.5)	27 (2.5)	16 (1.5)	82 (7.5)
GAMES 13-27 (15 gms)	76-175 (43%)	28-75 (37%)	17-26 (65%)	64 (4.3)	49 (3.3)	22 (1.5)	197 (13.1)

2022-23 HIGHLIGHTS:

- NORTH DAKOTA ST: Scored 18 and was +20
- LOUISVILLE: Played a key role in holding El Ellis to 11 points on 4-of-16 shooting.
- UNC: Recorded his **first career double-double** with 10 points and a **career-high 10 rebounds** (9 defensive) ... Added three steals.
- BRADLEY: **Tied his career high with five steals**, led the team with seven rebounds and dished out three assists.
- @ LSU: Led the Razorbacks with 16 points ... **Played a career-high 39:52**, including all 20 minutes in the second half ... Added six rebounds, two assists and two steals.
- MISSOURI: Although he had five turnovers, he tied for the team lead with five assists, adding 10 points, five rebounds and a team-best three steals ... Was +11 while tasked with holding leading scorer D'Moi Hodge to six points (2-of-4 FG, 2-of-4 FT).
- ALABAMA: Posted his **second career double-double with 16 points and career-high tying 10 rebounds** ... Drained a pair of 3 pointers ... In addition to leading the team in points and rebounds, led the team in assists (3) and steals (2) and did not commit a turnover in 38:29 played ... Guarded SEC leading scorer Brandon Miller and held him without a FG attempt in the first half and just 4 for the game.
- @ VANDY: Was 5-of-5 at the free throw line and led the team with four assists (and just two turnovers in 38:45).
- @ MISSOURI: Led the team with 18 points and tied for the team lead with nine rebounds ... **Sank a season-high and SEC career-best three 3's**, only his second career game to make at least three 3's (Made a career-high 4 triples versus Oklahoma last season).
- OLE MISS: For the second-straight game, sank three 3's (3-of-5) and scored 16 points with five rebounds ... Also held Ole Miss leading scorer Matthew Murrell to just three points in 24:04 (his only basket was a fastbreak dunk ... only played 5:47 on second half due to injury).
- LSU: Led Arkansas with 16 points, adding seven rebounds, and held LSU's Adam Miller to 3-of-12 shooting (1-of-6 3PT) **all while playing all 40 minutes for the first time in his career.**
- @ BAYLOR: Scored 16 points, making a pair to 3-pointers, while playing a key role in Adam Flagler shooting just 1-of-11 and scoring five points.
- TEXAS A&M: Tied for the team high with a **season-high 19 points** ... **Tied his career high with 4 3's made** (4-of-8).
- @ SOUTH CAROLINA: Scored 15 points ... For the second-straight game, **tied his career high with 4 3's made** (4-of-10).
- @ KENTUCKY: Kept his hot shooting alive, scoring 15 pts, but had a **season-high and tied his SEC career-high with seven assists**.
- MISS STATE: For the first time this year, led the team in rebounds with six, tying two others.
- @ TEXAS A&M: Led the team with 14 points, **tying his career highs for 3's made and attempted (4-of-10)** ... Tied for the team lead with two steals.

DAVONTE DAVIS 2022-23 GAME STATS

Opponent	Date	GS	Min	FG	FGA	Pct	3FG	3A	Pct	FT	FTA	Pct	O	D	Tot	Avg	PF	FO	A	TO	Blk	Stl	Pts	Avg	
NORTH DAKOTA ST.	11/07/22	*	39	6	14	.429	0	2	.000	6	8	.750	0	6	6	6.0	1	0	0	5	1	2	18	18.0	
FORDHAM	11/11/22	*	29	3	12	.250	0	3	.000	1	2	.500	0	3	3	4.5	1	0	5	1	0	3	7	12.5	
SOUTH DAKOTA ST.	11/16/22	*	33	5	10	.500	2	5	.400	1	2	.500	0	2	2	3.7	1	0	3	1	0	1	13	12.7	
vs Louisville	11/21/22	*	31	1	4	.250	0	3	.000	0	0	.000	0	0	0	2.8	4	0	5	1	0	0	2	10.0	
vs Creighton	11/22/22	*	39	3	9	.333	1	4	.250	2	2	1.000	0	3	3	2.8	4	0	2	0	0	1	9	9.8	
vs San Diego St.	11/23/22	*	17	1	4	.250	0	2	.000	0	0	.000	1	1	2	2.7	0	0	1	1	0	0	2	8.5	
TROY	11/28/22	DNP																							
SAN JOSE ST.	12/03/22		23	0	2	.000	0	1	.000	0	0	.000	0	1	1	2.4	2	0	3	0	1	0	0	7.3	
UNC GREENSBORO	12/06/22		29	3	13	.231	0	3	.000	4	4	1.000	1	9	10	3.4	4	0	0	3	0	3	10	7.6	
vs Oklahoma	12/10/22		24	1	4	.250	0	0	.000	3	5	.600	1	1	2	3.2	3	0	2	0	0	1	5	7.3	
vs Bradley	12/17/22		30	3	9	.333	1	2	.500	0	0	.000	3	4	7	3.6	0	0	3	1	0	5	7	7.3	
UNC ASHEVILLE	12/21/22	*	28	3	5	.600	1	2	.500	2	2	1.000	1	1	2	3.5	1	0	3	2	0	0	9	7.5	
at LSU	12/28/22	*	40	7	18	.389	2	8	.250	0	0	.000	0	6	6	3.7	1	0	2	1	0	2	16	8.2	
MISSOURI	01/04/23	*	37	5	10	.500	0	2	.000	0	0	.000	1	4	5	3.8	3	0	5	5	0	3	10	8.3	
at Auburn	01/07/23	*	24	1	5	.200	0	2	.000	0	0	.000	0	2	2	3.6	2	0	2	1	0	0	2	7.9	
ALABAMA	01/11/23	*	39	6	17	.353	2	3	.667	2	2	1.000	0	10	10	4.1	2	0	3	0	1	2	16	8.4	
at Vanderbilt	01/14/23	*	39	6	14	.429	0	3	.000	5	5	1.000	1	2	3	4.0	4	0	4	2	0	0	17	8.9	
at Missouri	01/18/23	*	38	7	17	.412	3	7	.429	1	2	.500	2	7	9	4.3	5	1	3	6	0	1	18	9.5	
OLE MISS	01/21/23	*	34	6	11	.545	3	5	.600	1	2	.500	1	4	5	4.3	4	0	4	3	0	1	16	9.8	
LSU	01/24/23	*	40	7	8	.875	2	2	1.000	0	0	.000	0	7	7	4.5	0	0	3	2	0	2	16	10.2	
at Baylor	01/28/23	*	37	6	13	.462	2	7	.286	2	3	.667	1	1	2	4.4	2	0	4	5	0	0	16	10.5	
TEXAS A&M	01/31/23	*	37	7	13	.538	4	8	.500	1	2	.500	0	1	1	4.2	1	0	4	4	0	1	19	10.9	
at South Carolina	02/04/23	*	40	5	12	.417	4	10	.400	1	2	.500	0	4	4	4.2	3	0	2	3	0	2	15	11.0	
at Kentucky	02/07/23	*	39	6	11	.545	1	2	.500	2	3	.667	0	3	3	4.1	2	0	2	3	0	2	15	11.2	
MISSISSIPPI ST.	02/11/23	*	37	2	12	.167	1	5	.200	2	2	1.000	2	4	6	4.2	4	0	2	3	0	2	7	11.0	
at Texas A&M	02/15/23	*	39	5	13	.385	4	10	.400	0	3	.000	0	3	3	4.2	2	0	3	2	0	2	14	11.2	
FLORIDA	02/18/23	*	22	0	1	.000	0	1	.000	0	0	.000	0	1	1	4.0	3	0	1	1	0	2	0	10.7	
Totals			22	864	105	261	.402	33	102	.324	36	51	.706	15	90	105	4.0	59	1	76	56	3	38	279	10.7

DAVONTE DAVIS CAREER STATISTICS

Year	GP	GS	Min	Avg	FG	FGA	Pct	3FG	3FGA	Pct	FT	FTA	Pct	Off	Def	Tot	Avg	PF	FO	Ast	TO	Blk	Stl	Pts	Avg
2020-21	30	17	716	23.9	109	229	.476	2	13	.154	34	45	.756	36	98	134	4.5	70	0	64	48	5	35	254	8.5
2021-22	37	14	1021	27.6	114	266	.429	20	74	.270	58	82	.707	42	96	138	3.7	95	1	102	67	0	35	306	8.3
2022-23	26	22	864	33.2	105	261	.402	33	102	.324	36	51	.706	15	90	105	4.0	59	1	76	56	3	38	279	10.7
CAREER	93	53	2601	28.0	328	756	.434	55	189	.291	128	178	.719	93	284	377	4.1	224	2	242	171	8	108	839	9.0



- Led the Razorbacks in Pts:.....10
- Led the Razorbacks in Rebs:.....6
- Led the Razorbacks in Assists:.....21
- Led the Razorbacks in Steals:.....20
- Double-figure Pts:.....42
- Double-figure Rebs:.....2
- Double-Doubles:.....2
- 20-pt gms:.....2
- Gms with a 3PT FG:.....26
- Gms with 3+ 3PT FG:.....6
- Gms with 3+ Assists:.....39
- Gms with 3+ Steals:.....8
- Gms with 5+ Rebs:.....34

DAVIS' PERSONAL BESTS

POINTS	Season: 19	vs Texas A&M (01/31/23)
SEC: 20	vs Georgia (01/09/21)	
Career: 26	vs Oklahoma (12/11/21)	
FG MADE	Season: 7 (4x)	LAST vs Texas A&M (01/31/23)
Career: 9 (2x)	vs Oklahoma (12/11/21)	
SEC: 9	vs Georgia (01/09/21)	
FG ATTEMPTED	Season: 18	at LSU (12/28/22)
Career: 21	vs Oklahoma (12/11/21)	
SEC: 18	at LSU (12/28/22)	
3-POINT FG MADE	Season: 4 (3x)	LAST at Texas A&M (02/15/23)
Career: 4 (4x)	LAST at Texas A&M (02/15/23)	
SEC: 4 (3x)	LAST at Texas A&M (02/15/23)	
3-PT FG ATTEMPTS	Season: 10 (2x)	LAST at Texas A&M (02/15/23)
Career: 10 (2x)	LAST at Texas A&M (02/15/23)	
SEC: 10 (2x)	LAST at Texas A&M (02/15/23)	
FT MADE	Season: 6	vs North Dakota State (11/07/22)
Career: 9	at Texas A&M (01/08/22)	
SEC: 9	at Texas A&M (01/08/22)	
FT ATTEMPTED	Season: 8	vs North Dakota State (11/07/22)
Career: 10	at Texas A&M (01/08/22)	
SEC: 10	at Texas A&M (01/08/22)	
REBOUNDS	Season: 10 (2x)	LAST vs Alabama (01/11/23)
Career: 10 (2x)	LAST vs Alabama (01/11/23)	
SEC: 10	vs Alabama (01/11/23)	
ASSISTS	Season: 7	at Kentucky (02/07/23)
Career: 8	vs Charlotte (12/07/21)	
SEC: 7 (2x)	LAST at Kentucky (02/07/23)	
STEALS	Season: 5	vs Bradley (12/17/22)
Career: 5 (2x)	LAST vs Bradley (12/17/22)	
SEC: 5	vs Auburn (02/08/22)	
BLOCKED SHOTS	Season: 1 (3x)	LAST vs Alabama (01/11/23)
Career: 2	vs Colgate (03/19/21)	
SEC: 1 (4x)	LAST vs Alabama (01/11/23)	
MINUTES	Season: 40:00 (2x)	LAST at S. Carolina (02/04/23)
Career: 40:00 (2x)	LAST at S. Caro (02/04/23)	
SEC: 40:00 (2x)	LAST at S. Carolina (02/04/23)	

5

JOSEPH PINION

G | Fr. | 6-5 | 190 | Morrilton, Ark. | Morrilton HS

@josephpinion2

@josephpinion1

Including 2022-23, has **FOUR** years of collegiate eligibility

Major: TBA (Arts & Sciences)

Born on Nov. 17, 2003 in Russellville, Ark.

The son of Craig and Gail Pinion

Made the **Department's Honor Roll** (3.0-3.49 GPA) for **Fall 2022**.

• McDonald's High School All-American Nominee

• Two-time (2021 and 2022) Arkansas Democrat-Gazette first team All-Arkansas Preps (all divisions)

• Game 12 vs UNCA:	10 points	4-6 FG	2-4 3PT	3 assists	19 minutes
Game 14 vs Mizzou:	13 points	4-7 FG	3-6 3PT	0 assists	27 minutes
Game 19 vs Ole Miss:	13 points	5-10 FG	3-6 3PT	0 assists	22 minutes
3-GAME TOTALS:	36 points	13-23 FG	8-16 3PT	3 assists	68 minutes
Other 20 Games:	17 points	5-18 FG	2-12 3PT	0 assists	62 minutes

RAZORBACK FACT

Most free throws attempted in a season without a miss, since 1947-48 (HogsStats):

7 - Joseph Pinion, 2022-23

6 - DeQuavious Wagner, 2013-14


6 - Willie Cutts, 1983-84

4 - Derrian Ford, 2022-23

4 - Three others

2022-23 HIGHLIGHTS:

- FORDHAM: Scored his first collegiate points and added his first collegiate steal.
- SAN JOSE STATE: Had five points, making his first collegiate 3-pointer ... Added two rebounds
- UNCA: Had a breakout game with the absence of Nick Smith Jr. ... Scored points (10), assists (3), 3's made (2), FG made (4) and minutes (18:40)
- MISSOURI: Sparked Arkansas' comeback win ... Led the team with +15 to help the Hogs erase a 17-point deficit ... Pumped in a **career-high 13 points**, making 3-of-6 from 3-point range Played a season-high 27:28.
- @ VANDY: Did not miss a shot (2-2 FG; 1-1 3 PT; 1-1 FT) in scoring six points.
- OLE MISS: Was +17 in **tying his career high with 13 points** ... Made a career-high five FG, took a career-gh 10 shot and tied his career-high by going 3-of-6 from 3PT ... Grabbed a **career-high five rebounds**.



NATIONAL RECRUITING RANKINGS

• #95 on the S199 All-American list			
• 247Composite ★★★★★	#94 nation	#23 SF	
• ESPN ★★★★★	#89 nation	#17 SG	
• Rivals ★★★★★	#131 nation	#33 SF	
• 247Sports ★★★	#142 nation	#32 SF	

• Led ARK in Pts:	0
• Led ARK in Rebs:	0
• Led ARK in Assists:	0
• Double-figure Pts:.....	3
• Double-figure Rebs:.....	0
• 20-pt gms - 30-pt gms:.....	0 - 0
• Gms with a 3PT Made:.....	5
• Gms with 3+ 3PT Made:.....	2
• Gms with 3+ Assists:.....	1
• Gms with 3+ Steals:.....	0
• Gms with 3+ Blks:.....	0
• Gms with 5+ Rebs:.....	1

JOSEPH PINION 2022-23 GAME STATS

Opponent	Date	GS	Min	FG	FGA	Pct	3FG	3A	Pct	FT	FTA	Pct	O	D	Tot	Avg	PF	FO	A	TO	Blk	Stl	Pts	Avg
NORTH DAKOTA ST.	11/07/22	3	0	0	0	.000	0	0	.000	0	0	.000	0	0	0	0.0	1	0	0	0	0	0	0	0.0
FORDHAM	11/11/22	4	1	1	1	1.000	0	0	.000	0	0	.000	0	0	0	0.0	1	0	0	0	0	1	2	1.0
SOUTH DAKOTA ST.	11/16/22	5	0	4	0	.000	0	3	.000	2	2	1.000	0	0	0	0.0	1	0	0	0	0	0	2	1.3
vs Louisville	11/21/22	4	0	1	0	.000	0	0	.000	2	2	1.000	0	2	2	0.5	2	0	0	0	0	0	2	1.5
vs Creighton	11/22/22	0	0	0	0	.000	0	0	.000	0	0	.000	0	0	0	0.4	0	0	0	0	0	0	0	1.2
vs San Diego St.	11/23/22	DNP																						
TROY	11/28/22	2	0	0	0	.000	0	0	.000	0	0	.000	0	1	1	0.5	0	0	0	0	0	0	0	1.0
SAN JOSE ST.	12/03/22	5	2	3	.667		1	1	1.000	0	0	.000	1	1	2	0.7	1	0	0	0	0	0	5	1.6
UNC GREENSBORO	12/06/22	DNP																						
vs Oklahoma	12/10/22	DNP																						
vs Bradley	12/17/22	1	0	0	0	.000	0	0	.000	0	0	.000	0	1	1	0.8	0	0	0	0	0	0	0	1.4
UNC ASHEVILLE	12/21/22	19	4	6	.667		2	4	.500	0	0	.000	0	1	1	0.8	0	0	3	0	0	1	10	2.3
at LSU	12/28/22	2	0	1	.000		0	1	.000	0	0	.000	0	0	0	0.7	0	0	0	0	0	0	0	2.1
MISSOURI	01/04/23	27	4	7	.571		3	6	.500	2	2	1.000	1	0	1	0.7	4	0	0	0	0	1	13	3.1
at Auburn	01/07/23	14	0	1	.000		0	1	.000	0	0	.000	0	1	1	0.8	2	0	0	0	0	1	0	2.8
ALABAMA	01/11/23	1	0	0	.000		0	0	.000	0	0	.000	0	0	0	0.7	1	0	0	0	0	0	0	2.6
at Vanderbilt	01/14/23	9	2	2	1.000		1	1	1.000	1	1	1.000	0	0	0	0.6	1	0	0	0	0	0	6	2.9
at Missouri	01/18/23	2	0	1	.000		0	1	.000	0	0	.000	0	0	0	0.6	3	0	0	0	0	0	0	2.7
OLE MISS	01/21/23	21	5	10	.500		3	6	.500	0	0	.000	1	4	5	0.9	0	0	0	0	1	1	13	3.3
LSU	01/24/23	6	0	2	.000		0	2	.000	0	0	.000	0	0	0	0.8	1	0	0	0	0	0	0	3.1
at Baylor	01/28/23	3	0	1	.000		0	1	.000	0	0	.000	1	0	1	0.8	0	0	0	0	0	0	0	2.9
TEXAS A&M	01/31/23	DNP																						
at South Carolina	02/04/23	DNP																						
at Kentucky	02/07/23	4	0	0	.000		0	0	.000	0	0	.000	0	0	0	0.8	0	0	0	0	0	0	0	2.8
MISSISSIPPI ST.	02/11/23	DNP																						
at Texas A&M	02/15/23	DNP																						
FLORIDA	02/18/23	1	0	1	.000		0	1	.000	0	0	.000	0	0	0	0.8	0	0	0	0	0	0	0	2.7
Totals		0	133	18	41	.439	10	28	.357	7	7	1.000	4	11	15	0.8	18	0	3	0	1	5	53	2.7

PINION'S PERSONAL BESTS

POINTS			
Season: 13 (2x)	LAST vs Ole Miss (01/21/23)		
SEC: 13 (2x)	vs Ole Miss (01/21/23)		
FG MADE			
Season: 5	vs Ole Miss (01/21/23)		
SEC: 5	vs Ole Miss (01/21/23)		
FG ATTEMPTED			
Season: 10	vs Ole Miss (01/21/23)		
SEC: 10	vs Ole Miss (01/21/23)		
3-POINT FG MADE			
Season: 3 (2x)	LAST vs Ole Miss (01/21/23)		
SEC: 3 (2x)	LAST vs Ole Miss (01/21/23)		
3-PT FG ATTEMPTS			
Season: 6 (2x)	LAST vs Ole Miss (01/21/23)		
SEC: 6 (2x)	LAAS vs Ole Miss (01/21/23)		
FT MADE			
Season: 2 (3x)	LAST vs Missouri (01/04/23)		
SEC: 2	vs Missouri (01/04/23)		
FT ATTEMPTED			
Season: 2 (3x)	LAST vs Missouri (01/04/23)		
SEC: 2	vs Missouri (01/04/23)		
REBOUNDS			
Season: 5	vs Ole Miss (01/21/23)		
SEC: 5	vs Ole Miss (01/21/23)		
ASSISTS			
Season: 3	vs UNC Asheville (12/21/22)		
SEC: --			
STEALS			
Season: 1 (5x)	LAST vs Ole Miss (01/21/23)		
SEC: 1 (3x)	LAST vs Ole Miss (01/21/23)		
BLOCKED SHOTS			
Season: 1	vs Ole Miss (01/21/23)		
SEC: 1	vs Ole Miss (01/21/23)		
MINUTES			
Season: 27:28	vs Missouri (01/04/23)		
SEC: 27:28	vs Missouri (01/04/23)		

JOSEPH PINION CAREER STATISTICS

Year	GP	GS	Min	Avg	FG	FGA	Pct	3FG	3FGA	Pct	FT	FTA	Pct	Off	Def	Tot	Avg	PF	FO	Ast	TO	Blk	Stl	Pts	Avg
2022-23	20	0	133	6.7	18	41	.439	10	28	.357	7	7	1.000	4	11	15	0.8	18	0	3	0	1	5	53	2.7

11 JALEN GRAHAM

F | Sr. | 6-9 | 225 | Phoenix, Ariz. | Mountain Pointe HS / Arizona State

[@jalengrahamm5](#)
[@jalengrahamm](#)

Including 2022-23, has **TWO** years of collegiate eligibility
Major: Sociology
Born on Born on April 4, 2001 in Le Grand, Calif.
The son Susie Graham



Joined the Razorback program after playing three seasons at Arizona State. **Graham has two years of eligibility remaining** ... Played in 73 career games at Arizona State, including 43 starts, and tallied 546 career points (7.0 avg.) with 315 career rebounds (4.4 avg.). He additionally recorded 90 blocked shots (1.2 per game).

•ON A PER 40-MINUTE BASIS: 23.3 points and 9.7 rebounds

2022-23 HIGHLIGHTS:

- FORDHAM: Did not play in the opener and did not check into the Fordham game until the 11:29 mark of the second half ... Finished with 10 points (5-of-7 FG) with four rebounds and an assist in 11:21 minutes played.
- SOUTH DAKOTA STATE: Only played eight minutes but pulled down six rebounds – five defensive.
- SAN JOSE STATE: After playing just 27 minutes (and three DNPs) with 20 points through the first seven games, made a huge impact playing 11:39 minutes – all in the second half ... Checked in at the 13:31 mark and the Hogs were up 14 ... **Scored 11 points (4-of-5 FG and 3-of-3 FT) in his 11:39 minutes played and the Hogs led by 37 when he checked out (1:52 left)** ... Added six rebounds - tying a season high
- UNCA: Led the Razorbacks in scoring (**first time to lead UA and just fourth time in four years to lead his team**) ... Scored a season-high 16 points on 8-of-10 shooting (8 FG made was one shy of career high) ... Added two steals and drew a charge in a season-high 19:28 played.
- @ AUBURN: Had five points and six rebounds in 12:16 with a dunk.
- ALABAMA: Tied for the team lead and **tied his season high with 16 points** (8-of-10 FG) ... Added five rebounds.
- LSU: Scored six points, all on dunks, off the bench ... Was the only six bench points by the Hogs.
- @ BAYLOR: Only scored four points, but had his most impactful game ... Produced season highs in rebounds (9), assists (4), steals (2) and minutes (24:27 ... Was a team-best +7.
- @ SOUTH CAROLINA: Helped Arkansas out-score USC bench, 20-4, with a **team-best 16 points, tying a season-best or the third time** ... Was 8-of-10 from the field.
- FLORIDA: Scored a **career-high 26 points (also his first career 20-point game)**, going a **career-best 12-of-15 from the field** ... Added an **SEC-best seven rebounds and tied his season high with two blocked shots** ... Down five early, came off the bench to score six quick points to get the Hogs to within one (15-14) ... Later, score eight of the Hogs' final 12 points in the first half for a 37-31 lead at the break ... Led Arkansas with 14 second-half points.

DOUBLE-DOUBLES (4)

SOPHOMORE (at ASU)		(3)
01/25/21 • at Arizona State	14 pts 11 reb	
02/14/21 • at Oregon State	14 pts 11 reb	
02/27/21 • WASHINGTON STATE	11 pts 12 reb	
JUNIOR (at ASU)		(1)
02/05/22 • UCLA	16 pts 10 reb	



- Led his team in Pts (ARK): 7 (4)
- Led his team in Rebs (ARK): 16 (2)
- Led his team in Assists (ARK): 3 (0)
- Double-figure Pts (ARK): 28 (3)
- Double-figure Rebs (ARK): 4 (0)
- 20-pt gms – 30-pt gms (ARK): 1 - 0 (1)
- Gms with a 3PT Made (ARK): 1 (0)
- Gms with 3+ Assists (ARK): 10 (0)
- Gms with 3+ Blks (ARK): 7 (0)
- Gms with 5+ Rebs (ARK): 33 (6)

PERSONAL BESTS

POINTS

Season: 26	vs Florida (02/18/23)
Career: 26	vs Florida (02/18/23)
SEC: 26	vs Florida (02/18/23)

FG MADE

Season: 12	vs Florida (02/18/23)
Career: 12	vs Florida (02/18/23)
SEC: 12	vs Florida (02/18/23)

FG ATTEMPTED

Season: 15	vs Florida (02/18/23)
Career: 15	vs Florida (02/18/23)
SEC: 15	vs Florida (02/18/23)

3-POINT FG MADE

Season: --	
Career: 1	vs Oregon (02/17/22)
SEC: --	

3-PT FG ATTEMPTS

Season: 1 (2x)	LAST vs Florida (02/18/23)
Career: 2 (2x)	last vs Oregon (02/17/22)
SEC: 1 (2x)	LAST vs Florida (02/18/23)

FT MADE

Season: 3	vs San Jose State (12/03/22)
Career: 6 (2x)	last vs Stanford (03/05/22)
SEC: 2	vs Florida (02/18/23)

FT ATTEMPTED

Season: 5	at Auburn (01/07/23)
Career: 8 (2x)	last vs Stanford (03/05/22)
SEC: 5	at Auburn (01/07/23)

REBOUNDS

Season: 9	at Baylor (01/28/23)
Career: 12	vs Washington State (02/27/21)
SEC: 7	vs Florida (02/18/23)

ASSISTS

Season: 4	at Baylor (01/28/23)
Career: 6	vs UCLA (02/05/22)
SEC: 1	vs Alabama (01/11/23)

STEALS

Season: 2 (3x)	LAST at Kentucky (02/07/23)
Career: 3 (3x)	last at Southern Cal (01/24/22)
SEC: 2	at Kentucky (02/07/23)

BLOCKED SHOTS

Season: 2 (2x)	LAST vs Florida (02/18/23)
Career: 5	vs Colorado (11/08/19)
SEC: 2 (2x)	LAST vs Florida (02/18/23)

MINUTES

Season: 26:59	vs Florida (02/18/23)
Career: 39:36	vs UCLA (02/05/22)
SEC: 26:59	vs Florida (02/18/23)

JALEN GRAHAM 2022-23 GAME STATS

Opponent	Date	GS	Min	FG	FGA	Pct	3FG	3A	Pct	FT	FTA	Pct	O	D	Tot	Avg	PF	FO	A	TO	Blk	Stl	Pts	Avg
NORTH DAKOTA ST.	11/07/22	DNP																						
FORDHAM	11/11/22	11	5	7	.714	0	0	.000		0	0	.000	3	1	4	4.0	3	0	1	1	0	0	10	10.0
SOUTH DAKOTA ST.	11/16/22	8	1	4	.250	0	1	.000		0	2	.000	1	5	6	5.0	1	0	0	2	0	0	2	6.0
vs Louisville	11/21/22	6	4	5	.800	0	0	.000		0	0	.000	1	0	1	3.7	1	0	0	1	0	0	8	6.7
vs Creighton	11/22/22	DNP																						
vs San Diego St.	11/23/22	2	0	0	.000	0	0	.000		0	0	.000	0	0	0	2.8	0	0	0	0	0	0	0	5.0
TROY	11/28/22	DNP																						
SAN JOSE ST.	12/03/22	12	4	5	.800	0	0	.000		3	3	1.000	1	5	6	3.4	0	0	1	2	0	1	11	6.2
UNC GREENSBORO	12/06/22	3	0	1	.000	0	0	.000		0	0	.000	1	0	1	3.0	0	0	0	1	0	0	0	5.2
vs Oklahoma	12/10/22	3	0	0	.000	0	0	.000		1	2	.500	1	0	1	2.7	0	0	0	1	0	1	1	4.6
vs Bradley	12/17/22	11	2	4	.500	0	0	.000		2	4	.500	0	2	2	2.6	3	0	1	1	1	0	6	4.8
UNC ASHEVILLE	12/21/22	19	8	10	.800	0	0	.000		0	0	.000	1	2	3	2.7	2	0	1	1	1	2	16	6.0
at LSU	12/28/22	3	0	0	.000	0	0	.000		0	0	.000	0	1	1	2.5	2	0	0	2	0	0	0	5.4
MISSOURI	01/04/23	2	0	0	.000	0	0	.000		0	0	.000	0	0	0	2.3	0	0	0	0	0	0	0	4.9
at Auburn	01/07/23	12	2	6	.333	0	0	.000		1	5	.200	3	3	6	2.6	2	0	0	1	0	0	5	4.9
ALABAMA	01/11/23	19	8	10	.800	0	1	.000		0	0	.000	1	4	5	2.8	2	0	1	1	1	0	16	5.8
at Vanderbilt	01/14/23	5	0	2	.000	0	0	.000		0	0	.000	0	0	0	2.6	1	0	0	1	0	1	0	5.4
at Missouri	01/18/23	4	0	0	.000	0	0	.000		0	0	.000	0	0	0	2.4	2	0	0	2	0	0	0	5.0
OLE MISS	01/21/23	DNP																						
LSU	01/24/23	17	3	7	.429	0	0	.000		0	1	.000	0	3	3	2.4	1	0	0	1	1	1	6	5.1
at Baylor	01/28/23	24	2	6	.333	0	0	.000		0	4	.000	3	6	9	2.8	4	0	4	3	0	2	4	5.0
TEXAS A&M	01/31/23	12	2	2	1.000	0	0	.000		1	2	.500	0	0	0	2.7	2	0	0	2	2	0	5	5.0
at South Carolina	02/04/23	22	8	10	.800	0	0	.000		0	0	.000	1	1	2	2.6	2	0	1	3	0	0	16	5.6
at Kentucky	02/07/23	7	1	2	.500	0	0	.000		0	0	.000	0	0	0	2.5	1	0	1	1	0	2	2	5.4
MISSISSIPPI ST.	02/11/23	6	1	1	1.000	0	0	.000		0	1	.000	0	1	1	2.4	0	0	0	2	0	0	2	5.2
at Texas A&M	02/15/23	5	2	2	1.000	0	0	.000		0	0	.000	0	0	0	2.3	1	0	0	0	0	0	4	5.2
FLORIDA	02/18/23	27	12	15	.800	0	1	.000		2	3	.667	3	4	7	2.5	2	0	1	2	2	0	26	6.1
Totals		0	240	65	99	.657	0	3	.000	10	27	.370	20	38	58	2.5	32	0	12	31	8	10	140	6.1

JALEN GRAHAM CAREER STATISTICS

Year	GP	GS	Min	Avg	FG	FGA	Pct	3FG	3FGA	Pct	FT	FTA	Pct	Off	Def	Tot	Avg	PF	FO	Ast	TO	Blk	Stl	Pts	Avg
2019-20 (ASU)	28	2	304	10.9	42	61	.689	0	0	.000	5	14	.357	34	43	77	2.8	49	0	11	21	29	6	89	3.2
2020-21 (ASU)	21	19	512	24.4	72	131	.550	0	1	.000	26	45	.578	37	69	106	5.0	68	4	9	27	34	9	170	8.1
2021-22 (ASU)	29	22	682	23.5	124	255	.486	1	18	.056	38	72	.528	35	97	132	4.6	85	2	50	52	27	23	287	9.9
2022-23 (ARK)	23	0	240	10.4	65	99	.657	0	3	.000	10	27	.370	20	38	58	2.5	32	0	12	31	8	10	140	6.1
CAREER	101	43	1738	17.2	258	546	.473	1	122	.008	79	158	.500	126	247	373	3.7	234	6	82	131	98	48	596	5.9

12

BARRY DUNNING JR.

G | Fr. | 6-6 | 195 | Mobile, Ala. | McGill-Toolen Catholic HS

@BarryDunning6

@bohandbz

Including 2022-23, has **FOUR** years of collegiate eligibility
Major: TBA (Education)Born on Oct. 26, 2003 in Mobile, Ala.
The son of Barry Sr. and Heather Dunning

- McDonald's All-American Nominee
- Two-time Gatorade Alabama Player of the Year (2021 & '22)
- 2022 MaxPreps Alabama Player of the Year
- Rated #1 player in the state of Alabama by ESPN, 247Composite, 247Sports
- 2022 Alabama Mr. Basketball and 1st team All-State by the Alabama Sports Writers Association

• **WINNER OF THE 2023 MAUI JIM MAUI INVITATIONAL HULA CONTEST****2022-23 HIGHLIGHTS:**

- SAN DIEGO STATE: Saw his most important playing time (7:52) in the come-from-behind Didn't do much on the stat sheet but Arkansas was +2 in his minutes.
- TROY: Drew his first collegiate start versus Troy.

**NATIONAL RECRUITING RANKINGS**

- #73 on the SI99 All-American list
- ESPN ★★★★★ #74 nation #21 SF
- 247Composite ★★★★★ #91 nation #22 SF
- 247Sports ★★★ #126 nation #28 SF
- Rivals ★★★ #134 nation #36 SF

DUNNING'S PERSONAL BESTS**POINTS**

Season: 1 vs Bradley (12/17/22)

SEC:**FG MADE**

Season: --

SEC: 1 at Auburn (01/07/23)

FG ATTEMPTED

Season: 1 (2x) vs South Dakota State (11/16/22)

SEC:**3-POINT FG MADE**

Season: --

SEC:**3-PT FG ATTEMPTS**

Season: 1 vs South Dakota State (11/16/22)

SEC: 1 at Auburn (01/07/23)

FT MADE

Season: 1 vs Bradley (12/17/22)

SEC:**FT ATTEMPTED**

Season: 2 vs Bradley (12/17/22)

SEC:**REBOUNDS**

Season: 1 vs Bradley (12/17/22)

SEC:**ASSISTS**

Season: 1 vs San Jose State (12/03/22)

SEC:**STEALS**

Season: 1 (2x) LAST vs San Diego State (11/23/22)

SEC:**BLOCKED SHOTS**

Season: --

SEC:**MINUTES**

Season: 8:31 vs North Dakota State (11/07/22)

SEC: 0:40 at Auburn (01/07/23)

BARRY DUNNING JR. 2022-23 GAME STATS

Opponent	Date	GS	Min	FG	FGA	Pct	3FG	3A	Pct	FT	FTA	Pct	O	D	Tot	Avg	PF	FO	A	TO	Blk	Stl	Pts	Avg
NORTH DAKOTA ST.	11/07/22	9	0	1	.000	0	0	.000	0	0	.000	0	0	0	0.0	0	0	0	0	0	0	0	0	0.0
FORDHAM	11/11/22	3	0	0	.000	0	0	.000	0	0	.000	0	0	0	0.0	1	0	0	0	0	0	0	0	0.0
SOUTH DAKOTA ST.	11/16/22	6	0	1	.000	0	1	.000	0	0	.000	0	0	0	0.0	1	0	0	0	0	0	0	0	0.0
vs Louisville	11/21/22	3	0	0	.000	0	0	.000	0	0	.000	0	0	0	0.0	0	0	0	0	0	0	0	0	0.0
vs Creighton	11/22/22	DNP																						
vs San Diego St.	11/23/22	8	0	0	.000	0	0	.000	0	0	.000	0	0	0	0.0	1	0	0	1	0	1	0	0	0.0
TROY	11/28/22	*	1	0	0	.000	0	0	.000	0	0	.000	0	0	0	0.0	0	0	0	1	0	0	0	0.0
SAN JOSE ST.	12/03/22	4	0	0	.000	0	0	.000	0	0	.000	0	1	1	0.1	1	0	1	0	0	0	0	0	0.0
UNC GREENSBORO	12/06/22	DNP																						
vs Oklahoma	12/10/22	DNP																						
vs Bradley	12/17/22	1	0	0	.000	0	0	.000	1	2	.500	0	1	1	0.3	0	0	0	0	0	0	0	1	0.1
UNC ASHEVILLE	12/21/22	5	0	1	.000	0	0	.000	0	0	.000	0	0	0	0.2	0	0	0	0	0	0	0	0	0.1
at LSU	12/28/22	DNP																						
MISSOURI	01/04/23	DNP																						
at Auburn	01/07/23	1	0	1	.000	0	1	.000	0	0	.000	0	0	0	0.2	0	0	0	0	0	0	0	0	0.1
ALABAMA	01/11/23	DNP																						
at Vanderbilt	01/14/23	1	0	0	.000	0	0	.000	0	0	.000	0	0	0	0.2	0	0	0	0	0	0	0	0	0.1
at Missouri	01/18/23	DNP																						
OLE MISS	01/21/23	2	0	0	.000	0	0	.000	0	0	.000	0	0	0	0.2	0	0	0	0	0	0	0	0	0.1
LSU	01/24/23	DNP																						
at Baylor	01/28/23	0	0	0	.000	0	0	.000	0	0	.000	0	0	0	0.2	0	0	0	0	0	0	0	0	0.1
TEXAS A&M	01/31/23	DNP																						
at South Carolina	02/04/23	DNP																						
at Kentucky	02/07/23	DNP																						
MISSISSIPPI ST.	02/11/23	DNP																						
at Texas A&M	02/15/23	DNP																						
FLORIDA	02/18/23	1	0	0	.000	0	0	.000	0	0	.000	0	0	0	0.1	0	0	0	0	0	0	0	0	0.1
Totals		1	45	0	4	.000	0	2	.000	1	2	.500	0	2	2	0.1	4	0	1	2	0	2	1	0.1

BARRY DUNNING JR. CAREER STATISTICS

Year	GP	GS	Min	Avg	FG	FGA	Pct	3FG	3FGA	Pct	FT	FTA	Pct	Off	Def	Tot	Avg	PF	FO	Ast	TO	Blk	Stl	Pts	Avg
2022-23	14	1	45	3.2	0	4	.000	0	2	.000	1	2	.500	0	2	2	0.1	4	0	1	2	0	2	1	0.1

13

JORDAN WALSH

G/F | Fr. | 6-7 | 205 | Desoto, Texas | Link (Mo.) Academy

@jordanwalshlife

@jordanwalshlife


Including 2022-23, has **FOUR** years of collegiate eligibility
Major: TBA (Arts & Sciences)
Born on Mar. 3, 2004 in Dallas, Texas.
The son of John and Sandra Walsh



- Consensus top 25 player overall, top-7 small forward and 5-Star
- Played in the McDonald's All-American and Jordan Brand Classic games
- All-American: MaxPreps (3rd team) - Sports Illustrated (3rd team) - Jersey Mike's Naismith (HM)
- Was on the 2022-23 preseason Julius Erving Award Watch List, which goes to the nation's top small forward
- FIRST 5 SEC GAMES 1-of-17 from 3-point range
- LAST 10 GAMES 7-of-15 from deep

2022-23 HIGHLIGHTS

- NORTH DAKOTA STATE: Only played 18:20 due to foul trouble (and fouling out) in his collegiate debut ... However, tied for the team lead with three assists ... Was 1-of-1 FG and 2-of-2 FT.
- FORDHAM: Had his first double-digit scoring effort with 12 points (5-of-7 FG).
- SOUTH DAKOTA STATE: Was poised for a break-out game, but left the game early in the second half with an ankle injury.
- OKLAHOMA: Tied a then season-high with 12 points (5-of-9 FG; 2-of-5 3PT) with three rebounds and two steals ... Led the team at +11 (31:19 played)
- BRADLEY: Was the star of the game with a **game and career-high 18 points** (7-7 FG • 1-1 3PT) with a **career-high four steals** ... Scored seven points in an 11-0 run, including back-to-back fastbreak dunks and a 3-pointer ... Scored 16 of his 18 in the first half.
- UNCA: Only scored four points but his defense was stellar, helping hold Drew Pember to 1-of-7 FG.
- @ LSU: Scored 13 points, all in the second half to help Arkansas take a six point lead and out-score the Tigers ... Pulled down a **then career-high nine rebounds** (seven in the second half) and **blocked a career-high two shots**.
- MISSOURI: Had seven rebounds, three offensive, but played just 26 minutes due to foul trouble.
- @ AUBURN: Pulled down a **career-high 10 rebounds** with six points, two assists and a blocked shot
- @ VANDY: Was 0-of-6 FG, but was a team-best +10 in 16:43 played
- @ MISSOURI: Broke a mini slump, scoring 12 points and did not miss a shot (**4-of-4 FG; 2-2 3PT; 2-2 FT**) ... Only played 13 minutes before fouling out ... However, Arkansas was +13 with Walsh on the floor.
- OLE MISS: For the first time, **played all 40 minutes** ... Scored 13 points, making 5-of-9 FG / 2-of-4 3PT ... Added seven rebounds
- TEXAS A&M: Came off the bench to score 12 points as the Hogs out-scored A&M's bench 17-0 ... Added seven rebounds (3 offensive)
- @ SOUTH CAROLINA: Grabbed a **team-best and tied his career high with 10 rebounds**, including six offensive boards.
- @ KENTUCKY: For the second time, did not miss a shot in scoring 13 points ... (**4-of-4 FG; 1-1 3PT; 4-4 FT**).
- FLORIDA: Only scored five points, but hit a 3-pointer to open the second half and later had a dunk in the Hogs 17-2 run to open the half.



NATIONAL RECRUITING RANKINGS

- #25 on the SI99 All-American list
- ESPN ★★★★★ #11 nation #4 SF
- 247Composite ★★★★★ #18 nation #7 SF
- 247Sports ★★★★★ #19 nation #7 SF
- Rivals ★★★★★ #24 nation #7 SF

- Led ARK in Pts:1
- Led ARK in Rebs:2
- Led ARK in Assists:1
- Led ARK in Steals:1
- Led ARK in Blocked Shots:0
- Double-figure Pts:8
- Double-figure Rebs:1
- 20-pt gms - 30-pt gms:0 - 0
- Gms with a 3PT Made:10
- Gms with 3+ Assists:1
- Gms with 3+ Steals:2
- Gms with 3+ Blks:0
- Gms with 5+ Rebs:7

JORDAN WALSH 2022-23 GAME STATS

Opponent	Date	GS	Min	FG	FGA	Pct	3FG	3A	Pct	FT	FTA	Pct	O	D	Tot	Avg	PF	FO	A	TO	Blk	Stl	Pts	Avg	
NORTH DAKOTA ST.	11/07/22		18	1	1	1.000	0	0	.000	2	2	1.000	0	2	2	2.0	5	1	3	0	0	0	4	4.0	
FORDHAM	11/11/22	*	21	5	7	.714	0	2	.000	2	3	.667	1	3	4	3.0	3	0	1	1	0	0	12	8.0	
SOUTH DAKOTA ST.	11/16/22	*	16	4	7	.571	2	4	.500	0	1	.000	0	1	1	2.3	0	0	1	1	1	3	10	8.7	
vs Louisville	11/21/22	*	28	2	6	.333	2	5	.400	1	2	.500	0	2	2	2.3	3	0	2	2	0	1	7	8.3	
vs Creighton	11/22/22	*	36	1	5	.200	1	2	.500	2	2	1.000	0	3	3	2.4	3	0	2	2	0	1	5	7.6	
vs San Diego St.	11/23/22	*	34	3	7	.429	0	2	.000	1	2	.500	3	2	5	2.8	4	0	2	1	1	0	7	7.5	
TROY	11/28/22	*	20	1	6	.167	0	0	.000	4	5	.800	0	4	4	3.0	3	0	0	2	1	2	6	7.3	
SAN JOSE ST.	12/03/22	*	17	3	5	.600	0	0	.000	0	0	.000	1	2	3	3.0	0	0	0	0	1	1	6	7.1	
UNC GREENSBORO	12/06/22	*	8	0	2	.000	0	2	.000	0	0	.000	0	0	0	2.7	1	0	1	1	0	0	0	6.3	
vs Oklahoma	12/10/22	*	31	5	9	.556	2	5	.400	0	0	.000	2	1	3	2.7	0	0	1	0	1	2	12	6.9	
vs Bradley	12/17/22	*	28	7	7	1.000	1	1	1.000	3	4	.750	0	3	3	2.7	5	2	1	0	0	4	18	7.9	
UNC ASHEVILLE	12/21/22	*	19	1	2	.500	0	0	.000	2	2	1.000	0	4	4	2.8	4	0	1	1	0	2	4	7.6	
at LSU	12/28/22	*	32	6	14	.429	1	8	.125	0	0	.000	3	6	9	3.3	4	0	0	2	2	2	13	8.0	
MISSOURI	01/04/23	*	27	3	6	.500	0	2	.000	0	0	.000	3	4	7	3.6	4	0	2	1	0	1	6	7.9	
at Auburn	01/07/23	*	32	2	10	.200	0	3	.000	2	4	.500	4	6	10	4.0	4	0	2	2	1	0	6	7.7	
ALABAMA	01/11/23	*	17	1	5	.200	0	1	.000	0	0	.000	0	2	2	3.9	2	0	0	0	0	0	2	7.4	
at Vanderbilt	01/14/23	*	17	0	6	.000	0	3	.000	0	0	.000	0	2	2	3.8	3	0	2	1	1	0	0	6.9	
at Missouri	01/18/23	*	13	4	4	1.000	2	2	1.000	2	2	1.000	0	2	2	3.7	5	1	0	1	0	0	12	7.2	
OLE MISS	01/21/23	*	40	5	9	.556	2	4	.500	1	3	.333	1	6	7	3.8	1	0	0	3	0	1	13	7.5	
LSU	01/24/23	*	25	2	6	.333	0	1	.000	0	0	.000	0	1	1	3.7	2	0	0	1	0	0	4	7.4	
at Baylor	01/28/23	*	18	2	4	.500	0	0	.000	0	0	.000	0	1	1	3.6	5	1	0	1	2	1	4	7.2	
TEXAS A&M	01/31/23	*	27	4	8	.500	1	2	.500	3	4	.750	3	4	7	3.7	3	0	1	2	0	1	12	7.4	
at South Carolina	02/04/23	*	33	2	6	.333	0	1	.000	0	0	.000	6	4	10	4.0	2	0	1	1	1	0	4	7.3	
at Kentucky	02/07/23	*	22	4	4	1.000	1	1	1.000	4	4	1.000	1	0	1	3.9	4	0	0	0	1	0	13	7.5	
MISSISSIPPI ST.	02/11/23	*	23	1	3	.333	0	2	.000	0	0	.000	1	0	1	3.8	0	0	1	0	1	2	2	7.3	
at Texas A&M	02/15/23	*	30	3	6	.500	0	1	.000	2	2	1.000	1	4	5	3.8	5	1	1	1	0	0	8	7.3	
FLORIDA	02/18/23	*	13	2	4	.500	1	1	1.000	0	0	.000	1	1	2	3.8	1	0	1	1	0	0	5	7.2	
Totals			19	645	74	160	.463	16	55	.291	31	42	.738	32	70	102	3.8	76	6	25	28	14	24	195	7.2

WALSH'S PERSONAL BESTS

- **POINTS**
Season: 18 vs Bradley (12/17/22)
SEC: 13 (2x) LAST vs Ole Miss (01/21/23)
- **FG MADE**
Season: 7 vs Bradley (12/17/22)
SEC: 6 at LSU (12/28/22)
- **FG ATTEMPTED**
Season: 14 at LSU (12/28/22)
SEC: 14 at LSU (12/28/22)
- **3-POINT FG MADE**
Season: 2 (5x) LAST vs Ole Miss (01/21/23)
SEC: 2 (2x) LAAT vs Ole Miss (01/21/23)
- **3-PT FG ATTEMPTS**
Season: 5 (2x) LAST vs Oklahoma (12/10/22)
SEC: 8 at LSU (12/28/22)
- **FT MADE**
Season: 4 vs Troy (11/28/22)
SEC: 3 vs Texas A&M (01/31/23)
- **FT ATTEMPTED**
Season: 5 vs Troy (11/28/22)
SEC: 4 (2x) LAST vs Texas A&M (01/31/23)
- **REBOUNDS**
Season: 10 (2x) LAST at South Carolina (02/04/23)
SEC: 10 (2x) LAST at S. Carolina (02/04/23)
- **ASSISTS**
Season: 3 vs North Dakota State (11/07/22)
SEC: 2 (3x) LAST at Vanderbilt (01/14/23)
- **STEALS**
Season: 4 vs Bradley (12/17/22)
SEC: 2 (2x) LAST vs Miss State (02/11/23)
- **BLOCKED SHOTS**
Season: 2 (2x) LAST at Baylor (01/28/23)
SEC: 2 at LSU (12/28/22)
- **MINUTES**
Season: 40:00 vs Ole Miss (01/21/23)
SEC: 40:00 vs Ole Miss (01/21/23)

JORDAN WALSH CAREER STATISTICS

Year	GP	GS	Min	Avg	FG	FGA	Pct	3FG	3FGA	Pct	FT	FTA	Pct	Off	Def	Tot	Avg	PF	FO	Ast	TO	Blk	Stl	Pts	Avg
2022-23	27	19	645	23.9	74	160	.463	16	55	.291	31	42	.738	32	70	102	3.8	76	6	25	28	14	24	195	7.2

15

MAKHI MITCHELL

F/C | Sr. | 6-9 | 230 | Washington, D.C. | Woodrow Wilson HS / Rhode Island

@MoTheKid03

@thats_khi

Including 2022-23, has **TWO** years of collegiate eligibility
 Major: Food, Nutrition & Health
 Born on Jan. 31, 2000 in Washington, D.C.
 The son of Maria Mitchell



DOUBLE-DOUBLES (10)

SOPHOMORE (at URI) (1)
 12/02/20 • SETON HALL 11 pts 11 reb

JUNIOR (at URI) (7)
 11/12/21 • BRYANT 11 pts 18 reb
 11/27/21 • GEORGIA STATE 10 pts 12 reb
 12/13/21 • at Milwaukee 16 pts 10 reb
 01/28/22 • at Dayton 12 pts 11 reb
 02/05/22 • UMASS 13 pts 13 reb
 02/12/22 • DAVIDSON 16 pts 11 reb
 02/19/22 • at George Washington 13 pts 10 reb

SENIOR (at ARK) (2)
 12/06/22 • UNC GREENSBORO 13 pts 14 reb
 02/18/23 • FLORIDA 10 pts 10 reb



• Led his team in Pts (ARK): 4 (0)
 • Led his team in Rebs (ARK): 29 (12)
 • Led his team in Assists (ARK): 5 (1)
 • Led his team in Blk Shots (ARK): 22 (8)
 • Double-figure Pts (ARK): 27 (8)
 • Double-figure Rebs (ARK): 13 (3)
 • 20-pt gms - 30-pt gms (ARK): 0 - 0
 • Gms with a 3PT Made (ARK): 7 (1)
 • Gms with 3+ Assists (ARK): 8 (2)
 • Gms with 3+ Blks (ARK): 10 (4)
 • Gms with 3+ Steals (ARK): 5 (3)
 • Gms with 5+ Rebs (ARK): 41 (14)

MAKHI'S PERSONAL BESTS

POINTS

Season: 14 vs Troy (11/28/22)
 Career: 19 vs American Int'l (01/02/22)
 SEC: 11 at Vanderbilt (01/14/23)

FG MADE

Season: 6 vs Troy (11/28/22)
 Career: 7 (2x) last Am International (01/02/22)
 SEC: 4 at Vanderbilt (01/14/23)

FG ATTEMPTED

Season: 8 vs Troy (11/28/22)
 Career: 12 at VCU (02/08/22)
 SEC: 7 at Vanderbilt (01/14/23)

3-POINT FG MADE

Season: 1 at Vanderbilt (01/14/23)
 Career: 1 (8x) LAST at Vanderbilt (01/14/23)
 SEC: 1 at Vanderbilt (01/14/23)

3-PT FG ATTEMPTS

Season: 1 at Vanderbilt (01/14/23)
 Career: 3 at Saint Joseph's (03/05/22)
 SEC: 1 at Vanderbilt (01/14/23)

FT MADE

Season: 5 (2x) LAST at Missouri (01/18/23)
 Career: 8 vs George Mason (11/22/19)
 SEC: 5 at Missouri (01/18/23)

FT ATTEMPTED

Season: 7 vs UNC Greensboro (12/06/22)
 Career: 12 (2x) last vs G. Washington (01/22/22)
 SEC: 6 (2x) LAST at Missouri (01/18/23)

REBOUNDS

Season: 14 vs UNC Greensboro (12/06/22)
 Career: 18 vs Bryant (11/21/21)
 SEC: 12 at LSU (12/28/22)

ASSISTS

Season: 4 vs Oklahoma (12/10/22)
 Career: 8 at UMass (01/15/22)
 SEC: 2 at Kentucky (02/07/23)

STEALS

Season: 3 (3x) LAST vs UNCA Asheville (12/21/22)
 Career: 3 (5x) LAST vs UNCA (12/21/22)
 SEC: 1 (3x) LAST vs Texas A&M (01/31/23)

BLOCKED SHOTS

Season: 4 vs UNC Greensboro (12/06/22)
 Career: 6 vs Saint Louis (03/03/22)
 SEC: 3 (3x) LAST vs Texas A&M (01/31/23)

MINUTES

Season: 35:53 at LSU (12/28/22)
 Career: 30:39 at Geo Washington (02/19/22)
 SEC: 35:53 at LSU (12/28/22)

Makhi (Ma-KAI) Mitchell joined the Razorback squad with his twin Makhel for 2022-23 after playing two seasons at Rhode Island and one at Maryland ... Has two seasons of eligibility remaining ... Is the older of the twins by two minutes.

- After just three blocked shots in games 1-6 ... **Has 35 blocked shots in the last 21 games**
- **Has a blocked shot in 18 of his last 21 including 3 vs Texas A&M and 3 vs LSU**
- **Had 14 rebounds vs UNCG, 12 at LSU & 10 vs FLA • 8 other gms with at least 8 rebs**
- **ON A PER 40 MINUTES BASIS, AVERAGES: 14.5 pts • 11.7 reb • 2.8 BLK**

2022-23 HIGHLIGHTS:

- NORTH DAKOTA STATE: Made 4-of-5 FG and **tied his career high with three steals**.
- LOUISVILLE: Tied his brother for the team lead with a season-high six rebounds.
- TROY: Was bright spot for Arkansas in the first half with 10 points and nine rebounds as the Hogs trailed 33-31 ... Finished with a **season-high 14 points** (6-of-8 FG) with nine rebounds (all in the first half) and three blocked shots.
- UNCG: Had his **first double-double as a Razorback** with 13 points (4-of-5 FG; 5-of-7 FT) and 14 rebounds (all defensive) ... Added a season-high four blocked shots with two steals.
- OKLAHOMA: Had 10 points and a game-high six rebounds with a steal and two blocked shots ... Handed out a season-high four assists.
- UNCA: Scored 9 pts (4-of-5 FG) with three assists and three blocked shots
- @ LSU: Had 12 rebounds and eight points with three blocked shots ... Held KJ Williams to just 8 points (Williams entered the game averaging 19.3 ppg).
- @ VANDY: Just missed a double-double with 11 pints and 8 rebounds ... **Took and made his first 3-point shot of the year**.
- @ MISSOURI: Tied for the team lead with nine rebounds ... Made 5-of-6 at the line.
- LSU: Scored 10 points and led the team with eight rebounds ... For the second time vs LSU this season, had three blocked shots.
- @ KENTUCKY: Grabbed a game-high nine rebounds and added two assists.
- @ TEXAS A&M: Led Arkansas with nine rebounds and scored 11 points (4-of-4 FG, 3-of-4 FT) ... Added two blocked shots.
- FLORIDA: Posted his **second double-double as a Razorback** with 10 points and 10 rebounds ... Was a team-best +27 in 20 minutes played ... Scored a team-best six points in a 17-4 run to open the second half.

MAKHI MITCHELL 2022-23 GAME STATS

Opponent	Date	GS	Min	FG	FGA	Pct	3FG	3A	Pct	FT	FTA	Pct	O	D	Tot	Avg	PF	FO	A	TO	Blk	Stl	Pts	Avg	
NORTH DAKOTA ST.	11/07/22	*	20	4	5	.800	0	0	.000	0	0	.000	1	3	4	4.0	4	0	1	0	0	3	8	8.0	
FORDHAM	11/11/22	*	26	4	7	.571	0	0	.000	0	0	.000	2	2	4	4.0	3	0	2	0	2	3	8	8.0	
SOUTH DAKOTA ST.	11/16/22	*	15	2	5	.400	0	0	.000	1	3	.333	1	3	4	4.0	3	0	3	2	0	1	5	7.0	
vs Louisville	11/21/22	*	18	2	3	.667	0	0	.000	1	2	.500	3	3	6	4.5	3	0	1	2	1	0	5	6.5	
vs Creighton	11/22/22	*	8	1	2	.500	0	0	.000	0	0	.000	1	0	1	3.8	3	0	0	2	0	1	2	5.6	
vs San Diego St.	11/23/22	*	11	0	0	.000	0	0	.000	2	2	1.000	0	3	3	3.7	1	0	0	0	0	1	2	5.0	
TROY	11/28/22	*	28	6	8	.750	0	0	.000	2	2	1.000	4	5	9	4.4	2	0	0	2	3	0	14	6.3	
SAN JOSE ST.	12/03/22	*	12	4	6	.667	0	0	.000	0	1	.000	2	2	4	4.4	1	0	0	1	1	1	8	6.5	
UNC GREENSBORO	12/06/22	*	32	4	5	.800	0	0	.000	5	7	.714	0	14	14	5.4	2	0	1	0	4	2	13	7.2	
vs Oklahoma	12/10/22	*	22	5	8	.625	0	0	.000	0	0	.000	0	6	6	5.5	2	0	4	0	2	1	10	7.5	
vs Bradley	12/17/22	*	17	3	5	.600	0	0	.000	0	0	.000	1	2	3	5.3	5	1	2	2	1	2	6	7.4	
UNC ASHEVILLE	12/21/22	*	15	4	5	.800	0	0	.000	1	4	.250	0	1	1	4.9	2	0	3	0	2	3	9	7.5	
at LSU	12/28/22	*	36	3	5	.600	0	0	.000	2	3	.667	2	10	12	5.5	3	0	1	1	3	0	8	7.5	
MISSOURI	01/04/23	*	15	4	7	.571	0	0	.000	0	0	.000	3	4	7	5.6	3	0	0	1	2	0	8	7.6	
at Auburn	01/07/23	*	22	3	4	.750	0	0	.000	0	3	.000	1	6	7	5.7	2	0	0	1	2	0	6	7.5	
ALABAMA	01/11/23	*	27	3	5	.600	0	0	.000	4	6	.667	3	2	5	5.6	5	1	1	3	0	1	10	7.6	
at Vanderbilt	01/14/23	*	22	4	7	.571	1	1	1.000	2	4	.500	3	5	8	5.8	5	1	0	0	1	0	11	7.8	
at Missouri	01/18/23	*	36	1	3	.333	0	0	.000	5	6	.833	1	8	9	5.9	5	1	1	2	1	0	7	7.8	
OLE MISS	01/21/23	*	16	1	1	1.000	0	0	.000	2	2	1.000	0	2	2	5.7	2	0	1	0	1	1	4	7.6	
LSU	01/24/23	*	28	4	6	.667	0	0	.000	2	2	1.000	3	5	8	5.9	2	0	1	3	3	0	10	7.7	
at Baylor	01/28/23	*	16	2	2	1.000	0	0	.000	0	0	.000	1	3	4	5.8	5	1	1	1	1	0	4	7.5	
TEXAS A&M	01/31/23	*	15	3	5	.600	0	0	.000	0	0	.000	1	4	5	5.7	3	0	0	0	3	1	6	7.5	
at South Carolina	02/04/23	*	5	1	2	.500	0	0	.000	0	0	.000	1	1	2	5.6	0	0	0	0	0	0	2	7.2	
at Kentucky	02/07/23	*	26	1	1	1.000	0	0	.000	2	2	1.000	3	6	9	5.7	2	0	2	0	0	1	4	7.1	
MISSISSIPPI ST.	02/11/23	*	11	3	3	1.000	0	0	.000	0	1	.000	1	3	4	5.6	5	1	0	0	1	0	6	7.0	
at Texas A&M	02/15/23	*	26	4	4	1.000	0	0	.000	3	4	.750	3	6	9	5.8	3	0	1	0	2	0	11	7.2	
FLORIDA	02/18/23	*	20	5	7	.714	0	0	.000	0	0	.000	2	8	10	5.9	1	0	1	1	2	1	10	7.3	
Totals			26	545	81	121	.669	1	1	1.000	34	54	.630	43	117	160	5.9	77	6	27	24	38	23	197	7.3

MAKHI MITCHELL CAREER STATISTICS

Year	GP	GS	Min	Avg	FG	FGA	Pct	3FG	3FGA	Pct	FT	FTA	Pct	Off	Def	Tot	Avg	PF	FO	Ass	TO	Blk	Stl	Pts	Avg
2019-20 (MD)	12	6	111	9.2	12	34	.353	0	0	.000	12	22	.545	10	29	39	3.3	19	0	2	8	8	2	36	3.0
2020-21 (URI)	7	2	112	16.1	12	26	.462	0	0	.000	17	28	.607	6	28	34	4.9	22	1	2	10	4	4	41	5.9
2021-22 (URI)	31	27	749	24.1	121	232	.522	7	23	.304	59	113	.522	50	175	225	7.3	91	2	48	87	43	30	308	9.9
2022-23 (ARK)	27	26	545	20.2	81	121	.669	1	1	1.000	34	54	.630	43	117	160	5.9	77	6	27	24	38	23	197	7.3
CAREER	77	61	1517	19.7	226	413	.547	8	24	.333	122	217	.562	109	349	458	5.9	209	9	79	129	93	59	582	7.6

20 KAMANI JOHNSON

F | Sr. | 6-7 | 230 | Brooklyn, N.Y. | Holy Spirit (Ga.) Prep School / Little Rock

[@KamaniJohnson20](#)

[@kamani_johnson](#)

Including 2022-23, has **ONE** year of collegiate eligibility
Major: Communications - Spring 2023 Graduate
Born on Mar. 10, 2000 in Brooklyn, N.Y.
The son of Makini Campbell



DOUBLE-DOUBLES (4)

SOPHOMORE @ LITTLE ROCK		(2)
11/27/19 • ALCORN STATE	17 pts 12 reb	
01/02/20 • TEXAS STATE	15 pts 10 reb	
01/04/20 • UT ARLINGTON	30 pts 13 reb	
02/22/20 • at Arkansas St.	32 pts 16 reb	
^ - Back-to-Back games		

Played his first two seasons at Little Rock ... Sat out 2020-21 at Arkansas as a transfer ... Played 26 games with one start for the Razorbacks in 2021-22 ... Was **third team All-Sun Belt in 2020** ... Among the Sun Belt and NCAA leaders in rebounding and free throws attempted.

- Brings high energy and toughness off the bench ... Great offensive rebounder with a knack for drawing free throw attempts ... A solid defender and excellent passer for a big man (although he only has three assists this season ... two in his last game) ... Has only committed five turnovers (three on one game early in the season)

2022-23 HIGHLIGHTS:

- SAN DIEGO STATE: After playing just 22 minutes with zero points through the first five games, made a huge impact **playing the final 19:07 in the come-from-behind win** ... Checked in at the 14:25 mark and the Hogs were down 11 (45-34) ... **Tied the game with a tip-in at the buzzer to force overtime** ... Finished the game with seven points, seven rebounds and two steals with a +14 ... Had four points, four rebounds and two steals in overtime - **sealed the win two free throws with tree seconds left in OT and stole the inbound pass for the four-point win.**
- TROY: Saw his most playing time as a Razorback with 32:29 minutes and was second-best on the team at +14.
- OKLAHOMA: Was +7 in 15:44 played with five rebounds (three offensive), five points, one assist, one steal and one blocked shot.
- UNCA: **Perhaps his best overall game of the season** ... Had seven points and seven rebounds (five offensive) with three steals and two assists
- MISSOURI: Provided a bug spark off the bench ... **Pulled down a team-best and season-high eight rebounds** ... Drew six fouls.
- @ AUBURN: Had five rebounds and led the team with two steals.



- Led his team in Pts (ARK): 5 (0)
- Led his team in Rebs (ARK): 14 (4)
- Led his team in Assists (ARK): 7 (0)
- Led his tm in PT•REB Same Gm (ARK): 3 (0)
- Led his tm in P•R•A Same Gm (ARK): 2 (0)
- Double-figure Pts (ARK): 20 (0)
- Double-figure Rebs (ARK): 7 (0)
- 20-pt gms (ARK): 3 (0)
- 30-pt gms (ARK): 2 (0)
- Gms with a 3PT Made (ARK): 0 (0)
- Gms with 3+ Assists (ARK): 17 (0)
- Gms with 5+ Rebs (ARK): 46 (9)

JOHNSON'S PERSONAL BESTS

POINTS
Season: 8 vs Troy (11/28/22)
Career: 32 at Arkansas State (02/22/20)
SEC: 7 (2x) last vs Miss State (02/05/22)

FG MADE
Season: 2 vs San Diego State (11/23/22)
Career: 9 at Arkansas State (02/22/20)
SEC: 3 vs Mississippi State (02/05/22)

FG ATTEMPTED
Season: 3 vs Troy (11/28/22)
Career: 13 at Memphis (11/20/19)
SEC: 5 vs Mississippi State (02/05/22)

3-PT FG ATT
Season: --
Career: 1 (2x) last at Memphis (11/20/19)
SEC: --

FT MADE
Season: 3 vs San Diego State (11/23/22)
Career: 14 at Arkansas State (02/22/20)
SEC: 5 at Texas A&M (01/08/22)

FT ATTEMPTED
Season: 6 vs Troy (11/28/22)
Career: 16 at Arkansas State (02/22/20)
SEC: 8 at Tennessee (03/05/22)

REBOUNDS
Season: 8 vs Missouri (01/04/23)
Career: 20 at Arkansas State (02/22/20)
SEC: 8 (2x) last at Tennessee (03/05/22)

ASSISTS
Season: 1 (4x) LAST vs LSU (01/24/23)
Career: 6 vs App State (02/01/20)
SEC: 2 vs Mississippi State (02/05/22)

STEALS
Season: 3 vs UNC Asheville (12/21/22)
Career: 3 (2x) vs UNCA (12/21/22)
SEC: 2 at Auburn (01/07/23)

BLOCKED SHOTS
Season: 1 (3x) LAST at Vanderbilt (01/14/23)
Career: 3 vs Elon (12/21/21)
SEC: 1 (2x) LAST at Vanderbilt (01/14/23)

MINUTES
Season: 32:29 vs Troy (11/28/22)
Career: 38:42 vs UT Arlington (01/04/20)
SEC: 30:29 at Missouri (01/18/23)

KAMANI JOHNSON 2022-23 GAME STATS																									
Opponent	Date	GS	Min	FG	FGA	Pct	3FG	3A	Pct	FT	FTA	Pct	O	D	Tot	Avg	PF	FO	A	TO	Blk	Stl	Pts	Avg	
NORTH DAKOTA ST.	11/07/22	*	10	0	0	.000	0	0	.000	0	0	.000	0	0	0	0.0	2	0	0	1	0	1	0	0.0	
FORDHAM	11/11/22		3	0	1	.000	0	0	.000	0	2	.000	1	0	1	0.5	0	0	0	0	0	0	0	0.0	
SOUTH DAKOTA ST.	11/16/22		9	1	3	.333	0	0	.000	0	0	.000	3	1	4	1.7	3	0	0	3	0	1	2	0.7	
vs Louisville	11/21/22	DNP																							
vs Creighton	11/22/22	DNP																							
vs San Diego St.	11/23/22		19	2	2	1.000	0	0	.000	3	5	.600	4	3	7	3.0	3	0	0	1	0	2	7	2.3	
TROY	11/28/22		32	1	3	.333	0	0	.000	6	8	.750	0	3	3	3.0	2	0	0	0	0	1	8	3.4	
SAN JOSE ST.	12/03/22		3	0	0	.000	0	0	.000	0	0	.000	0	0	0	2.5	1	0	0	0	0	1	0	2.8	
UNC GREENSBORO	12/06/22		9	0	1	.000	0	0	.000	1	2	.500	1	4	5	2.9	0	0	0	0	1	0	1	2.8	
vs Oklahoma	12/10/22		15	2	3	.667	0	0	.000	1	1	1.000	3	2	5	3.1	2	0	1	0	1	1	5	2.9	
vs Bradley	12/17/22		12	1	1	1.000	0	0	.000	0	0	.000	1	1	2	3.0	2	0	0	0	1	0	2	2.8	
UNC ASHEVILLE	12/21/22		22	3	6	.500	0	0	.000	1	2	.500	5	2	7	3.4	2	0	2	0	0	3	7	3.2	
at LSU	12/28/22		7	0	0	.000	0	0	.000	0	0	.000	0	0	0	3.1	2	0	0	0	0	0	0	2.9	
MISSOURI	01/04/23		20	2	2	1.000	0	0	.000	1	4	.250	3	5	8	3.5	3	0	0	0	0	1	5	3.1	
at Auburn	01/07/23		20	0	2	.000	0	0	.000	1	2	.500	3	2	5	3.6	3	0	0	0	0	2	1	2.9	
ALABAMA	01/11/23		6	0	0	.000	0	0	.000	0	0	.000	0	0	0	3.4	2	0	0	0	0	0	0	2.7	
at Vanderbilt	01/14/23		8	0	0	.000	0	0	.000	0	0	.000	1	0	1	3.2	5	1	0	0	1	0	0	2.8	
at Missouri	01/18/23	*	31	2	4	.500	0	0	.000	3	4	.750	3	4	7	3.4	5	1	0	1	0	0	7	2.8	
OLE MISS	01/21/23	*	3	0	1	.000	0	0	.000	0	0	.000	0	0	0	3.2	2	0	0	0	0	0	0	2.8	
LSU	01/24/23		7	0	0	.000	0	0	.000	0	0	.000	1	0	1	3.1	3	0	1	1	0	0	0	2.5	
at Baylor	01/28/23		3	0	0	.000	0	0	.000	0	0	.000	0	1	1	3.0	1	0	0	0	0	0	0	2.4	
TEXAS A&M	01/31/23	DNP																							
at South Carolina	02/04/23		1	0	0	.000	0	0	.000	0	0	.000	0	0	0	2.9	0	0	0	0	1	0	0	2.3	
at Kentucky	02/07/23	DNP																							
MISSISSIPPI ST.	02/11/23	DNP																							
at Texas A&M	02/15/23		3	0	0	.000	0	0	.000	0	0	.000	0	0	0	2.7	2	0	0	0	0	0	0	2.1	
FLORIDA	02/18/23	DNP																							
Totals			3	243	14	29	.483	0	0	.000	17	30	.567	29	28	57	2.7	45	2	4	7	6	13	45	2.1

KAMANI JOHNSON CAREER STATISTICS																			
Year	GP	GS	Min	Avg	FG	FGA	Pct	3FG	3FGA	Pct	FT	FTA	Pct	Off	Def	Tot	Avg	PF	FO
2018-19 (UALR)	27	15	519	19.2	53	96	.552	0	1	.000	33	65	.508	51	79	130	4.8	85	5
2019-20 (UALR)	31	28	860	27.7	98	191	.513	0	1	.000	144	198	.727	94	113	207	6.7	99	5
2021-22 (ARK)	26	1	203	7.8	18	29	.621	0	0	.000	23	43	.535	34	35	69	2.7	37	0
2022-23 (ARK)	21	3	243	11.6	14	29	.483	0	0	.000	17	30	.567	29	28	57	2.7	45	2
CAREER	105	47	1825	17.4	183	345	.530	0	2	.000	217	336	.646	208	255	463	4.4	266	12

22

MAKHEL MITCHELL

F/C | Sr. | 6-10 | 240 | Washington, D.C. | Woodrow Wilson HS / Rhode Island

@makhelmitchell

@_kheili

Including 2022-23, has **TWO** years of collegiate eligibility
Major: Food, Nutrition & Health
Born on Jan. 31, 2000 in Washington, D.C.
The son of Maria Mitchell



DOUBLE-DOUBLES (4)

SOPHOMORE (at URI) (3)
01/16/21 • GEORGE MASON ^ 14 pts 10 reb
01/20/21 • at Duquesne ^ 16 pts 11 reb
02/16/21 • DAYTON 16 pts 12 reb

JUNIOR (at URI) (1)
02/08/22 • at VCU 12 pts 10 reb
^ - Consecutive games

Makhel (Ma-Kale) Mitchell joined the Razorback squad with his twin Makhii for 2022-23 after playing two seasons at Rhode Island and one at Maryland ... Has two seasons of eligibility remaining ... Is the younger of the twins by two minutes.

• **ON A PER 40 MINUTES BASIS, AVERAGES: 12.8 pts • 10.1 reb and 5.3 BLOCKED SHOTS**

• **Ranks 6th among active SEC players in career blocked shots (160)**

• **4th in the SEC (32nd NCAA) in blocked shots (1.90)**

	MIN (Avg)	FG	REB (Avg)	BLK (Avg)	PTS (Avg)
• 1st 11 GMS:	76 (6.9)	13-20 (65%)	23 (2.1)	9 (0.8)	33 (3.0)
• LAST 10 GMS:	232 (23.2)	30-43 (70%)	55 (5.5)	31 (3.1)	66 (6.6)

2022-23 HIGHLIGHTS:

- LOUISVILLE: Tied his brother with a game and season-high six rebounds ... Also scored a season-high 12 points, making 4-of-5 FG – all four on dunks – and making 4-of-6 at the line.
- SAN DIEGO STATE: Was 3-of-3 from the field (with two dunks) and led the team with two blocked shots.
- UNCA: Was solid in his eight minutes with six points, three rebounds, three blocked shots and a steal.
- ALABAMA: **Got his first start of the season** ... Had five points and four rebounds ... Made both of his FG attempts (both dunks) and made his only FT attempt ... Rejected two shots and added a steal
- OLE MISS: After not playing at Mizzou the previous game, was having one of his most impactful games of the season ... Only played 21:08 before leaving the game with a foot injury ... Scored four points with five rebounds (SEC high and 2nd-best total of the season), two steals (tying as season high), two blocked shots and an assist.
- @ BAYLOR: After missing a game with a foot injury, provided a big spark off the bench ... Was 1 of 2 players in the positive in +/- at +3 ... Had season highs in minutes (23:05), rebounds (7) and blocked shots (3).
- TEXAS A&M: On his birthday, **blocked seven shots** (one shy of his career high) with a **career-high 13 rebounds** ... Added nine points and played a season-high 32:16.
- @ KENTUCKY: Scored a **season-high 15 points** (7-9 FG) and blocked five shots.
- MISS STATE: Tied for the team lead with six rebounds, was 3-of-3 from the field and blocked three shots.



- **Led his tm in Pts (ARK):** 13 (0)
- **Led his tm in Rebs (ARK):** 15 (3)
- **Led his tm in Assists (ARK):** 8 (0)
- **Led his tm in BLK Shots (ARK):** 44 (9)
- **Double-figure Pts (ARK):** 30 (0)
- **Double-figure Rebs (ARK):** 4 (0)
- **20-pt gms – 30-pt gms (ARK):** 3 (0) - 0 (0)
- **Gms with a 3PT Made (ARK):** 0 (0)
- **Gms with 3+ Assists (ARK):** 4 (0)
- **Gms with 3+ Blks (ARK):** 23 (5)
- **Gms with 5+ Rebs (ARK):** 36 (4)

MAKHEL'S PERSONAL BESTS

POINTS

Season: 15 at Kentucky (02/07/23)

Career: 23 at UMass (01/13/21)

SEC: 15 at Kentucky (02/07/23)

FG MADE

Season: 7 at Kentucky (02/07/23)

Career: 10 at UMass (01/13/21)

SEC: 7 at Kentucky (02/07/23)

FG ATTEMPTED

Season: 9 at Kentucky (02/07/23)

Career: 16 vs Saint Louis (03/02/22)

SEC: 9 at Kentucky (02/07/23)

3-POINT FG MADE

Season: --

Career: --

SEC: --

3-PT FG ATTEMPTS

Season: --

Career: 2 (2x) LAST at Milwaukee (12/13/21)

SEC: --

FT MADE

Season: 4 vs Louisville (11/21/22)

Career: 8 vs George Mason (11/22/19)

SEC: 2 vs Ole Miss (01/21/23)

FT ATTEMPTED

Season: 6 vs Louisville (11/21/22)

Career: 13 (2x) last vs G. Washington (01/22/22)

SEC: 4 vs Ole Miss (01/21/23)

REBOUNDS

Season: 13 vs Texas A&M (01/31/23)

Career: 13 vs Texas A&M (01/31/23)

SEC: 13 vs Texas A&M (01/31/23)

ASSISTS

Season: 3 vs Louisville (11/21/22)

Career: 5 vs Georgia State (11/27/21)

SEC: 1 (2x) LAST vs Ole Miss (01/21/23)

STEALS

Season: 2 (2x) LAST vs Ole Miss (01/21/23)

Career: 3 at Fordham (02/02/22)

SEC: 2 vs Ole Miss (01/21/23)

BLOCKED SHOTS

Season: 7 vs Texas A&M (01/31/23)

Career: 8 vs Boston College (11/21/21)

SEC: 7 vs Texas A&M (01/31/23)

MINUTES

Season: 32:16 vs Texas A&M (01/31/23)

Career: 33:55 at Geo Washington (02/19/22)

SEC: 32:16 vs Texas A&M (01/31/23)

MAKHEL MITCHELL 2022-23 GAME STATS

Opponent	Date	GS	Min	FG	FGA	Pct	3FG	3A	Pct	FT	FTA	Pct	O	D	Tot	Avg	PF	FO	A	TO	Blk	Stl	Pts	Avg
NORTH DAKOTA ST.	11/07/22	DNP																						
FORDHAM	11/11/22	4	0	1	.000	0	0	.000	0	0	.000	0	0	0	0.0	0	0	0	1	0	1	0	0.0	
SOUTH DAKOTA ST.	11/16/22	6	0	1	.000	0	0	.000	0	0	.000	0	3	3	1.5	2	0	1	1	0	1	0	0.0	
vs Louisville	11/21/22	20	4	5	.800	0	0	.000	4	6	.667	0	6	6	3.0	2	0	3	0	2	2	12	4.0	
vs Creighton	11/22/22	7	2	3	.667	0	0	.000	0	1	.000	1	2	3	3.0	0	0	0	0	2	0	4	4.0	
vs San Diego St.	11/23/22	14	3	3	1.000	0	0	.000	0	0	.000	0	3	3	3.0	3	0	0	1	2	0	6	4.4	
TROY	11/28/22	7	1	1	1.000	0	0	.000	0	0	.000	1	1	2	2.8	0	0	0	0	0	0	2	4.0	
SAN JOSE ST.	12/03/22	1	0	1	.000	0	0	.000	0	0	.000	1	0	1	2.6	0	0	0	0	0	0	0	3.4	
UNC GREENSBORO	12/06/22	DNP																						
vs Oklahoma	12/10/22	DNP																						
vs Bradley	12/17/22	1	0	0	.000	0	0	.000	0	0	.000	0	0	0	2.3	0	0	0	0	0	0	0	3.0	
UNC ASHEVILLE	12/21/22	8	2	4	.500	0	0	.000	2	2	1.000	1	2	3	2.3	1	0	0	2	3	1	6	3.3	
at LSU	12/28/22	DNP																						
MISSOURI	01/04/23	1	0	0	.000	0	0	.000	1	2	.500	0	0	0	2.1	0	0	0	0	0	0	1	3.1	
at Auburn	01/07/23	7	1	1	1.000	0	0	.000	0	0	.000	0	2	2	2.1	1	0	0	1	0	0	2	3.0	
ALABAMA	01/11/23	* 22	2	2	1.000	0	0	.000	1	1	1.000	2	2	4	2.3	3	0	0	1	2	1	5	3.2	
at Vanderbilt	01/14/23	* 17	4	5	.800	0	0	.000	0	3	.000	1	1	2	2.2	3	0	1	1	2	0	8	3.5	
at Missouri	01/18/23	DNP																						
OLE MISS	01/21/23	21	1	1	1.000	0	0	.000	2	4	.500	2	3	5	2.4	3	0	1	0	2	2	4	3.6	
LSU	01/24/23	DNP-Inj																						
at Baylor	01/28/23	24	2	3	.667	0	0	.000	0	0	.000	2	5	7	2.7	4	0	2	1	3	0	4	3.6	
TEXAS A&M	01/31/23	* 32	4	8	.500	0	0	.000	1	3	.333	5	8	13	3.4	4	0	0	0	7	1	9	3.9	
at South Carolina	02/04/23	* 19	2	5	.400	0	0	.000	1	2	.500	1	3	4	3.4	2	0	0	0	1	0	5	4.0	
at Kentucky	02/07/23	* 29	7	9	.778	0	0	.000	1	1	1.000	0	4	4	3.4	4	0	0	0	5	0	15	4.6	
MISSISSIPPI ST.	02/11/23	* 30	3	3	1.000	0	0	.000	0	2	.000	0	6	6	3.6	2	0	0	2	3	1	6	4.7	
at Texas A&M	02/15/23	* 19	2	4	.500	0	0	.000	0	1	.000	0	4	4	3.6	5	1	0	2	4	0	4	4.7	
FLORIDA	02/18/23	13	2	2	1.000	0	0	.000	0	0	.000	2	2	4	3.6	2	0	0	0	2	0	4	4.6	
Totals		7	302	42	62	.677	0	0	.000	13	28	.464	19	57	76	3.6	41	1	8	13	40	10	97	4.6

MAKHEL MITCHELL CAREER STATISTICS

Year	GP	GS	Min	Avg	FG	FGA	Pct	3FG	3FGA	Pct	FT	FTA	Pct	Off	Def	Tot	Avg	PF	FO	Ass	TO	Blk	Stl	Pts	Avg
2019-20 (MD)	10	0	67	6.7	4	8	.500	0	0	.000	2	4	.500	8	15	23	2.3	9	0	2	3	4	2	10	1.0
2020-21 (URI)	25	23	558	22.3	97	186	.522	0	2	.000	45	96	.469	47	92	139	5.6	87	7	22	49	42	10	239	9.6
2021-22 (URI)	31	27	821	26.5	135	269	.502	0	7	.000	62	118	.525	34	139	173	5.6	86	3	40	59	74	23	332	10.7
2022-23 (ARK)	21	7	302	14.4	42	62	.677	0	0	.000	13	28	.464	19	57	76	3.6	41	1	8	13	40	10	97	4.6
CAREER	87	57	1748	20.1	278	525	.530	0	9	.000	122	246	.496	108	303	411	4.7	223	11	72	124	160	45	678	7.8

23 DERRIAN FORD

G | Fr. | 6-3 | 205 | Magnolia, Ark. | Magnolia HS

@thetruthballers
@derrianford2022

Including 2022-23, has **FOUR** years of collegiate eligibility
Major: TBA (Education)
Born on Nov. 14, 2003 in Magnolia, Ark.
The son of Darnell and Tiffani Ford



Made the **University's Dean's List** (3.5-3.99 GPA) for **Fall 2022**.
Made the **Department's Honor Roll** (3.5-3.99 GPA) for **Fall 2022**.

- Two-time Gatorade Arkansas Player of the Year (2021 & '22)
- McDonald's High school All-American Nominee
- Two-time (2021 and 2022) Class 4A Player of the Year by the Arkansas Basketball Coaches Association

2022-23 HIGHLIGHTS:

- FORDHAM: Scored his first two collegiate points
- SOUTH DAKOTA STATE: Grabbed three rebounds and had a steal in nine minutes.
- SAN JOSE STATE: Had three assists and two points in 7:15 played.
- UNCA: Dished out two assists with three rebounds.
- @ MISSOURI: Saw his most significant minutes of the season ... Scored four points (1-of-1 FG and 2-of-2 FT) in 9:29 played.
- OLE MISS: Was the first sub off the bench for the first time this season.



NATIONAL RECRUITING RANKINGS

- #66 on the SI99 All-American list
- 247Sports ★★★★★ #69 nation #11 CG
- 247Composite ★★★★★ #68 nation #12 CG
- ESPN ★★★★★ #71 nation #12 SF
- Rivals ★★★★★ #78 nation #16 SG

DERRIAN FORD 2022-23 GAME STATS

Opponent	Date	GS	Min	FG	FGA	Pct	3FG	3A	Pct	FT	FTA	Pct	O	D	Tot	Avg	PF	FO	A	TO	Blk	Stl	Pts	Avg
NORTH DAKOTA ST.	11/07/22	3	0	1	.000	0	0	.000	0	0	.000	0	1	0	1	1.0	0	0	0	0	0	0	0	0.0
FORDHAM	11/11/22	5	1	2	.500	0	0	.000	0	0	.000	0	0	0	0.5	0	0	0	0	0	0	0	2	1.0
SOUTH DAKOTA ST.	11/16/22	9	0	0	.000	0	0	.000	0	0	.000	0	3	3	1.3	1	0	0	1	0	1	0	0.7	
vs Louisville	11/21/22	4	1	1	1.000	0	0	.000	0	0	.000	0	0	0	1.0	1	0	0	0	0	0	2	1.0	
vs Creighton	11/22/22	DNP																						
vs San Diego St.	11/23/22	DNP																						
TROY	11/28/22	DNP																						
SAN JOSE ST.	12/03/22	7	1	1	1.000	0	0	.000	0	0	.000	0	0	0	0.8	0	0	3	0	0	0	2	1.2	
UNC GREENSBORO	12/06/22	1	0	0	.000	0	0	.000	0	0	.000	0	0	0	0.7	0	0	0	0	0	0	0	1.0	
vs Oklahoma	12/10/22	DNP																						
vs Bradley	12/17/22	2	0	0	.000	0	0	.000	0	0	.000	0	0	0	0.6	0	0	0	1	0	0	0	0.9	
UNC ASHEVILLE	12/21/22	9	0	2	.000	0	0	.000	2	2	1.000	0	3	3	0.9	0	0	2	0	0	0	2	1.0	
at LSU	12/28/22	DNP																						
MISSOURI	01/04/23	DNP																						
at Auburn	01/07/23	1	0	0	.000	0	0	.000	0	0	.000	0	0	0	0.8	0	0	0	0	0	0	0	0.9	
ALABAMA	01/11/23	0	0	0	.000	0	0	.000	0	0	.000	0	0	0	0.7	0	0	0	0	0	0	0	0.8	
at Vanderbilt	01/14/23	3	0	0	.000	0	0	.000	0	0	.000	0	0	0	0.6	1	0	0	1	0	0	0	0.7	
at Missouri	01/18/23	9	1	1	1.000	0	0	.000	2	2	1.000	0	0	0	0.6	1	0	0	1	0	0	4	1.0	
OLE MISS	01/21/23	7	0	1	.000	0	1	.000	0	0	.000	0	0	0	0.5	1	0	0	0	0	0	0	0.9	
LSU	01/24/23	DNP																						
at Baylor	01/28/23	DNP																						
TEXAS A&M	01/31/23	DNP																						
at South Carolina	02/04/23	DNP																						
at Kentucky	02/07/23	0	0	0	.000	0	0	.000	0	0	.000	0	0	0	0.5	0	0	0	0	0	0	0	0.9	
MISSISSIPPI ST.	02/11/23	DNP																						
at Texas A&M	02/15/23	DNP																						
FLORIDA	02/18/23	2	0	0	.000	0	0	.000	0	0	.000	0	0	0	0.5	0	0	0	0	0	0	0	0.8	
Totals		0	62	4	9	.444	0	1	.000	4	4	1.000	1	6	7	0.5	5	0	5	4	0	1	12	0.8

FORD'S PERSONAL BESTS

POINTS	
Season: 4	at Missouri (01/18/23)
SEC: 4	at Missouri (01/18/23)
FG MADE	
Season: 1 (4x)	LAST at Missouri (01/18/23)
SEC: 1	at Missouri (01/18/23)
FG ATTEMPTED	
Season: 2	vs Fordham (11/11/22)
SEC: 1	at Missouri (01/18/23)
3-POINT FG MADE	
Season: --	
SEC: --	
3-PT FG ATTEMPTS	
Season: --	
SEC: --	
FT MADE	
Season: 2 (2x)	LAST at Missouri (01/18/23)
SEC: 2	at Missouri (01/18/23)
FT ATTEMPTED	
Season: 2 (2x)	LAST at Missouri (01/18/23)
SEC: 2	at Missouri (01/18/23)
REBOUNDS	
Season: 3 (2x)	LAST vs UNC Asheville (12/21/22)
SEC: --	
ASSISTS	
Season: 3	vs San Jose State (12/03/22)
SEC: --	
STEALS	
Season: 1	vs South Dakota State (11/16/22)
SEC: --	
BLOCKED SHOTS	
Season: --	
SEC: --	
MINUTES	
Season: 9:29	at Missouri (01/18/23)
SEC: 9:29	at Missouri (01/18/23)

DERRIAN FORD CAREER STATISTICS

Year	GP	GS	Min	Avg	FG	FGA	Pct	3FG	3FGA	Pct	FT	FTA	Pct	Off	Def	Tot	Avg	PF	FO	Ass	TO	Blk	Stl	Pts	Avg
2022-23	15	0	62	4.1	4	9	.444	0	1	.000	4	4	1.000	1	6	7	0.5	5	0	5	4	0	1	12	0.8

21 CADE ARBOGAST

G | Jr. | 6-3 | 180 | Concord, Calif. | De La Salle HS / Lane (Ore.) CC

[@cadearbogast](#)
[@cadearbogast](#)

Including 2022-23, has **THREE** years of collegiate eligibility
Major: Communications
Born on Aug. 23, 2000 in Walnut Creek, Calif.
The son of Peter and Carol Arbogast



Named to the 2022-23 SEC Winter Academic Honor Roll

2021-22 (So.):

• Scored his first collegiate points – a 3-pointer (1:32 in the 2nd half) [that blew the roof off Bud Walton Arena](#) – in the San Jose State win.

2021-22 (So. at Arkansas):

• Came to Arkansas as a walkon but earned a scholarship on Jan. 21 ([watch](#)) ... Played in four games, including the NCAA second-round win over New Mexico State ... **Grabbed three rebounds and added an assist in the win at Georgia.**

CADE ARBOGAST CAREER STATISTICS

Year	GP	GS	Min	Avg	FG	FGA	Pct	3FG	3FGA	Pct	FT	FTA	Pct	Off	Def	Tot	Avg	PF	FO	Ast	TO	Blk	Stl	Pts	Avg
2021-22	4	0	3	0.8	0	4	.000	0	2	.000	0	0	.000	2	1	3	0.8	0	0	1	0	0	0	0	0.0
2022-23	7	0	10	1.4	1	4	.250	1	4	.250	0	0	.000	0	1	1	0.1	1	0	0	0	0	0	3	0.4
CAREER	11	0	13	1.2	1	8	.125	1	6	.167	0	0	.000	2	2	4	0.4	1	0	1	0	0	0	3	0.3

45 LAWSON BLAKE

F | So. | 6-10 | 235 | Fayetteville, Ark. | Fayetteville HS / Link Year (Mo.) Prep

[@lawsonblake](#)
[@lawson.blake](#)

Including 2022-23, has **THREE** years of collegiate eligibility
Major: Exercise Science
Born on an. 3, 2002 in San Antonio, Texas
The son of Larry and Allison Blake



Named to the SEC First-Year Academic Honor Roll (2021-22) and the 2022-23 SEC Winter Academic Honor Roll

Made the **University's Chancellor's List** (4.0 GPA) for **Fall 2022**.

Made the **Department's Champions Honor Roll** (4.0 GPA) for **Fall 2022**.

2022-23 (So.):

• Grabbed his first career rebound in the win over Fordham ... Had a career-high two boards versus UNC Asheville.

2021-22 (Fr.):

• Made the team as a walkon ... Played in five games, including Arkansas' second-round NCAA Tournament win over New Mexico State.

LAWSON BLAKE CAREER STATISTICS

Year	GP	GS	Min	Avg	FG	FGA	Pct	3FG	3FGA	Pct	FT	FTA	Pct	Off	Def	Tot	Avg	PF	FO	Ast	TO	Blk	Stl	Pts	Avg
2021-22	5	0	5	1.0	0	0	.000	0	0	.000	0	0	.000	0	0	0	0.0	0	0	0	0	0	0	0	0.0
2022-23	7	0	11	1.6	0	3	.000	0	0	.000	0	0	.000	1	3	4	0.6	1	0	0	1	0	0	0	0.0
CAREER	12	0	16	1.3	0	3	.000	0	0	.000	0	0	.000	1	3	4	0.3	1	0	0	1	0	0	0	0.0

ARKANSAS RAZORBACKS

2022-23 SEASON RESULTS & LEADERS

RECORD:	OVERALL	HOME	AWAY	NEUTRAL
ALL GAMES	18-9	12-2	2-6	4-1
CONFERENCE	7-7	5-2	2-5	0-0
NON-CONFERENCE	11-2	7-0	0-1	4-1

DATE	TIME (CT)	R	A	N	K	OPPONENT	TV	RESULT	ATTEND	RECORD	(SEC)	HIGH POINTS	HIGH REBOUNDS
11/07/22	7:00 pm	10/10	--/--			NORTH DAKOTA STATE	SEC Network Plus	W 78-56	19200	1-0	--	(22)Ricky Council IV	(12)Trevon Brazile
11/11/22	7:00 pm	10/10	--/--			FORDHAM	SEC Network Plus	W 74-48	19200	2-0	--	(15)Ricky Council IV	(8)Trevon Brazile
11/16/22	7:00 pm	9/10	--/--			SOUTH DAKOTA STATE	SEC Network Plus	W 71-56	19200	3-0	--	(19)Ricky Council IV	(10)Trevon Brazile
11/21/22	4:00 pm	+ 9/9	--/--			vs Louisville	ESPN2	W 80-54	2400	4-0	--	(26)Anthony Black	(6)Makhi Mitchell (6) Makhel Mitchell
11/22/22	7:00 pm	+ 9/9	10/8			vs Creighton	ESPN	87-90 L	2400	4-1	--	(26)Anthony Black	(6)Anthony Black (6)Trevon Brazile
11/23/22	9:00 pm	+ 9/9	17/19			vs San Diego State	ESPN2	(OT) W 78-74	2400	5-1	--	(20)Trevon Brazile	(9)Trevon Brazile
11/28/22	7:00 pm	11/11	--/--			TROY	SEC Network	W 74-61	19200	6-1	--	(27)Ricky Council IV	(9)Makhi Mitchell
12/03/22	3:00 pm	11/11	--/--			SAN JOSE STATE	SEC Network	W 99-58	19200	7-1	--	(23)Trevon Brazile	(6)Jalen Graham
12/06/22	6:00 pm	9/8	--/--			UNC GREENSBORO	SEC Network	W 65-58	19200	8-1	--	(22)Nick Smith Jr.	(14)Makhi Mitchell
12/10/22	Noon	@ 9/8	--/RV			vs. Oklahoma	ESPN2	W 88-78	14201	9-1	--	(26)Ricky Council IV	(6)Makhi Mitchell
12/17/22	3:00 pm	& 10/10	--/--			vs. Bradley	--	W 76-57	16675	10-1	--	(18)Jordan Walsh	(7)Davonte Davis
12/21/22	8:00 pm	10/8	--/--			UNC ASHEVILLE	SEC Network	W 85-51	19200	11-1	--	(16)Jalen Graham	(7)Kamani Johnson
12/28/22	8:00 pm	* 9/7	--/--			at LSU	ESPN2	57-60 L	10428	11-2	0-1	(16)Davonte Davis	(12)Makhi Mitchell
01/04/23	7:30 pm	* 13/13	20/21			MISSOURI	SEC Network	W 74-68	19200	12-2	1-1	(25)Ricky Council IV	(8)Kamani Johnson
01/07/23	7:30 pm	* 13/13	22/20			at Auburn	SEC Network	59-72 L	9121	12-3	1-2	(23)Anthony Black	(10)Jordan Walsh
01/11/23	6:00 pm	* 15/16	4/4			ALABAMA	ESPN2	69-84 L	19200	12-4	1-3	(16)Jalen Graham (16)Davonte Davis	(10)Davonte Davis
01/14/23	1:00 pm	* 15/16	--/--			at Vanderbilt	ESPNU	84-97 L	9362	12-5	1-4	(24)Ricky Council IV	(8)Makhi Mitchell
01/18/23	8:00 pm	* 25/25	RV/RV			at Missouri	SEC Network	76-79 L	14448	12-6	1-5	(18)Davonte Davis	(9)Davonte Davis (9)Makhi Mitchell
01/21/23	11:00 am	* 25/25	--/--			OLE MISS	ESPN2	W 69-57	19200	13-6	2-5	(17)Anthony Black	(7)Jordan Walsh
01/24/23	6:00 pm	* RV/--	--/--			LSU	ESPN2	W 60-40	19200	14-6	3-5	(16)Davonte Davis	(8)Makhi Mitchell
01/28/23	3 or 5 pm	% RV/--	17/17			at Baylor	ESPN	64-67 L	10627	14-7	--	(25)Ricky Council IV	(9)Jalen Graham
01/31/23	6:00 pm	* RV/--	RV/RV			TEXAS A&M	ESPN2	W 81-70	19200	15-7	4-5	(19)Ricky Council IV (19)Davonte Davis	(13)Makhel Mitchell
02/04/23	2:30 pm	* RV/--	--/--			at South Carolina	SEC Network	W 65-63	11558	16-7	5-5	(16)Jalen Graham	(10)Jordan Walsh
02/27/23	8:00 pm	* RV/--	RV/RV			at Kentucky	ESPN	W 88-73	19855	17-7	6-5	(20)Ricky Council IV	(9)Makhi Mitchell
02/11/23	5:00 pm	* RV/--	--/--			MISSISSIPPI STATE	ESPNU	64-70 L	19200	17-8	6-6	(23)Anthony Black	(6)Ricky Council IV (6)Makhel Mitchell (6)Davonte Davis
02/15/23	8:00 pm	* RV/--	RV/25			at Texas A&M	ESPN2	56-62 L	11315	17-9	6--7	(14)Davonte Davis	(9)Makhi Mitchell
02/18/23	1:00 pm	* RV/--	--/--			FLORIDA	ESPN2	W 84-65	19200	18-9	7-7	(26)Jalen Graham	(10)Makhi Mitchell
02/21/23	8:00 pm	*				GEORGIA	SEC Network						
02/25/23	1:00 pm	*				at Alabama	ESPN/2						
02/28/23	8:00 pm	*				at Tennessee	ESPN/2/U						
03/04/23	1:00 pm	*				KENTUCKY	CBS						
Mar. 8-12		^				SEC Tournament							

Home Games in CAPS | * - Southeastern Conference game | + Maui Jim Maui Invitational (Lahaina, Hawaii (Lahaina Civic Center) |
 @ - played in Tulsa, Okla. (BOK Center) | & - played in North Little Rock (Simmons Bank Arena) |
 % - Big 12/SEC Challenge | ^ - SEC Tournament (Nashville, Tenn. - Bridgestone Arena)

ATTENDANCE SUMMARY	GAMES	TOTALS	AVG/GAME
HOME	14	268800	19200
AWAY	8	96714	12089
NEUTRAL	5	38076	7615
TOTAL	27	403590	14948

ARKANSAS RAZORBACKS

2022-23 COMBINED REPORT

RECORD:	OVERALL	HOME	AWAY	NEUTRAL
ALL GAMES	18-9	12-2	2-6	4-1
CONFERENCE	7-7	5-2	2-5	0-0
NON-CONFERENCE	11-2	7-0	0-1	4-1

##	Player	GP	GS	Min	Avg	• TOTAL •			• 3-PTS •			• REBOUNDS •				PF		A TO Blk Stl				Pts	Av			
						FG	FGA	Pct	3FG	FGA	Pct	FT	FTA	Pct	Off	Def	Tot	Avg	PF	FO	A			TO	Blk	Stl
1	Ricky Council IV	27	25	952	35.3	152	336	.452	26	98	.265	114	143	.797	25	69	94	3.5	48	0	68	62	6	32	444	16.4
0	Anthony Black	27	27	958	35.5	114	248	.460	24	74	.324	100	138	.725	33	106	139	5.1	65	1	114	87	15	53	352	13.0
4	Davonte Davis	26	22	864	33.2	105	261	.402	33	102	.324	36	51	.706	15	90	105	4.0	59	1	76	56	3	38	279	10.7
15	Makhi Mitchell	27	26	545	20.2	81	121	.669	1	1	1.000	34	54	.630	43	117	160	5.9	77	6	27	24	38	23	197	7.3
13	Jordan Walsh	27	19	645	23.9	74	160	.463	16	55	.291	31	42	.738	32	70	102	3.8	76	6	25	28	14	24	195	7.2
11	Jalen Graham	23	0	240	10.4	65	99	.657	0	3	.000	10	27	.370	20	38	58	2.5	32	0	12	31	8	10	140	6.1
2	Trevon Brazile	9	0	243	27.0	37	77	.481	11	29	.379	21	31	.677	9	45	54	6.0	23	1	9	20	11	9	106	11.8
22	Makhel Mitchell	21	7	302	14.4	42	62	.677	0	0	.000	13	28	.464	19	57	76	3.6	41	1	8	13	40	10	97	4.6
3	Nick Smith Jr.	8	5	173	21.6	27	74	.365	7	28	.250	18	22	.818	2	9	11	1.4	7	0	11	10	1	5	79	9.9
5	Joseph Pinion	20	0	133	6.7	18	41	.439	10	28	.357	7	7	1.000	4	11	15	0.8	18	0	3	0	1	5	53	2.7
20	Kamani Johnson	21	3	243	11.6	14	29	.483	0	0	.000	17	30	.567	29	28	57	2.7	45	2	4	7	6	13	45	2.1
23	Derrian Ford	15	0	62	4.1	4	9	.444	0	1	.000	4	4	1.000	1	6	7	0.5	5	0	5	4	0	1	12	0.8
21	Cade Arbogast	7	0	10	1.4	1	4	.250	1	4	.250	0	0	.000	0	1	1	0.1	1	0	0	0	0	0	3	0.4
12	Barry Dunning Jr.	14	1	45	3.2	0	4	.000	0	2	.000	1	2	.500	0	2	2	0.1	4	0	1	2	0	2	1	0.1
45	Lawson Blake	7	0	11	1.6	0	3	.000	0	0	.000	0	0	.000	1	3	4	0.6	1	0	0	1	0	0	0	0.0
TEAM.....																										
THE HOGS.....		27				734	1528	.480	129	425	.304	406	579	.701	267	695	962	35.6	502	18	363	357	143	225	2003	74.2
Opponents.....		27				619	1508	.410	146	457	.319	386	550	.702	263	605	868	32.1	504	-	269	393	76	177	1770	65.6

Team Statistics	ARK	OPP
SCORING	2003	1770
Points per game	74.2	65.6
Scoring margin	+8.6	-
FIELD GOALS-ATT	734-1528	619-1508
Field goal pct	.480	.410
3 POINT FG-ATT	129-425	146-457
3-point FG pct	.304	.319
3-pt FG made per game	4.8	5.4
FREE THROWS-ATT	406-579	386-550
Free throw pct	.701	.702
F-Throws made per game	15.0	14.3
REBOUNDS	962	868
Rebounds per game	35.6	32.1
Rebounding margin	+3.5	-
ASSISTS	363	269
Assists per game	13.4	10.0
TURNOVERS	357	393
Turnovers per game	13.2	14.6
Turnover margin	+1.3	-
Assist/turnover ratio	1.0	0.7
STEALS	225	177
Steals per game	8.3	6.6
BLOCKS	143	76
Blocks per game	5.3	2.8
ATTENDANCE	268800	134790
Home games-Avg/Game	14-19200	8-12089
Neutral site-Avg/Game	-	5-7615

SCORE BY PERIODS:	1st	2nd	OT	Total
Arkansas	917	1075	11	2003
Opponents	817	946	7	1770

Date	Ark. Rank	Opponent	Result	Score	Attend
11/07/22	10/10	NORTH DAKOTA ST.	W	76-58	19200
11/11/22	10/10	FORDHAM	W	74-48	19200
11/16/22	9/10	SOUTH DAKOTA ST.	W	71-56	19200
+ 11/21/22	9/9	vs Louisville	W	80-54	2400
+ 11/22/22	9/9	vs #10/8 Creighton	L	87-90	2400
+ 11/23/22	9/9	vs #17/19 San Diego St.	W	78-74 (OT)	2400
11/28/22	11/11	TROY	W	74-61	19200
12/03/22	11/11	SAN JOSE ST.	W	99-58	19200
12/06/22	9/8	UNC GREENSBORO	W	65-58	19200
@ 12/10/22	9/8	vs --RV Oklahoma	W	88-78	14201
& 12/17/22	10/10	vs Bradley	W	76-57	16675
12/21/22	10/8	UNC ASHEVILLE	W	85-51	19200
* 12/28/22	9/7	at LSU	L	57-60	10428
* 01/04/23	13/13	#20/21 MISSOURI	W	74-68	19200
* 01/07/22	13/13	#22/20 at Auburn	L	59-72	9121
* 01/11/23	15/16	#4/4 ALABAMA	L	69-84	19200
* 01/14/23	15/16	at Vanderbilt	L	84-97	9362
* 01/18/23	25/25	at Missouri	L	76-79	14448
* 01/21/23	25/25	OLE MISS	W	69-57	19200
* 01/24/23	RV/--	LSU	W	60-40	19200
% 01/28/23	RV/--	at #17/17 Baylor	L	64-67	10627
* 01/31/23	RV/--	TEXAS A&M	W	81-70	19200
* 02/04/23	RV/--	at South Carolina	W	65-63	11558
* 02/07/23	RV/--	at Kentucky	W	88-73	19855
* 02/11/23	RV/--	MISSISSIPPI ST.	L	64-70	19200
* 02/15/23	RV/--	#RV/25 at Texas A&M	L	56-62	11315
* 02/18/23	RV/--	FLORIDA	W	84-65	19200

* = SEC game || + Maui Jim Maui Invitational (Lahaina, Hawaii (Lahaina Civic Center))
 @ - played in Tulsa, Okla. (BOK Center) || & - played in North Little Rock (Simmons Bank Arena) ||
 % - Big 12/SEC Challenge | ^ - SEC Tournament (Nashville, Tenn. - Bridgestone Arena)

ARKANSAS RAZORBACKS

2022-23 SEASON STATISTICS • ALL GAMES



RECORD:	OVERALL	HOME	AWAY	NEUTRAL
ALL GAMES	18-9	12-2	2-6	4-1
CONFERENCE	7-7	5-22	2-5	0-0
NON-CONFERENCE	11-2	7-0	0-1	4-1

#	Player	GP	GS	• TOTAL •			• 3-PTS •			• REBOUNDS •			• PFFO •			• A TO •			• St •			Pts	Avg			
				Min	Avg	FG	FGA	Pct	3FG	FGA	Pct	FT	FTA	Pct	Off	Def	Tot	Avg	PFFO	A	TO			Blk	St	
1	Ricky Council IV	27	25	952	35.3	152	336	.452	26	98	.265	114	143	.797	25	69	94	3.5	48	0	68	62	6	32	444	16.4
0	Anthony Black	27	27	958	35.5	114	248	.460	24	74	.324	100	138	.725	33	106	139	5.1	65	1	114	87	15	53	352	13.0
4	Davonte Davis	26	22	864	33.2	105	261	.402	33	102	.324	36	51	.706	15	90	105	4.0	59	1	76	56	3	38	279	10.7
15	Makhi Mitchell	27	26	545	20.2	81	121	.669	1	1	1.000	34	54	.630	43	117	160	5.9	77	6	27	24	38	23	197	7.3
13	Jordan Walsh	27	19	645	23.9	74	160	.463	16	55	.291	31	42	.738	32	70	102	3.8	76	6	25	28	14	24	195	7.2
11	Jalen Graham	23	0	240	10.4	65	99	.657	0	3	.000	10	27	.370	20	38	58	2.5	32	0	12	31	8	10	140	6.1
2	Trevon Brazile	9	0	243	27.0	37	77	.481	11	29	.379	21	31	.677	9	45	54	6.0	23	1	9	20	11	9	106	11.8
22	Makhel Mitchell	21	7	302	14.4	42	62	.677	0	0	.000	13	28	.464	19	57	76	3.6	41	1	8	13	40	10	97	4.6
3	Nick Smith Jr.	8	5	173	21.6	27	74	.365	7	28	.250	18	22	.818	2	9	11	1.4	7	0	11	10	1	5	79	9.9
5	Joseph Pinion	20	0	133	6.7	18	41	.439	10	28	.357	7	7	1.000	4	11	15	0.8	18	0	3	0	1	5	53	2.7
20	Kamani Johnson	21	3	243	11.6	14	29	.483	0	0	.000	17	30	.567	29	28	57	2.7	45	2	4	7	6	13	45	2.1
23	Derrian Ford	15	0	62	4.1	4	9	.444	0	1	.000	4	4	1.000	1	6	7	0.5	5	0	5	4	0	1	12	0.8
21	Cade Arbogast	7	0	10	1.4	1	4	.250	1	4	.250	0	0	.000	0	1	1	0.1	1	0	0	0	0	0	3	0.4
12	Barry Dunning Jr.	14	1	45	3.2	0	4	.000	0	2	.000	1	2	.500	0	2	2	0.1	4	0	1	2	0	2	1	0.1
45	Lawson Blake	7	0	11	1.6	0	3	.000	0	0	.000	0	0	.000	1	3	4	0.6	1	0	0	1	0	0	0	0.0
TEAM.....															34	43	77	2.9	0		12				0	
ARKANSAS.....				27		734	1528	.480	129	425	.304	406	579	.701	267	695	962	35.6	502	18	363	357	143	225	2003	74.2
Opponents.....				27		619	1508	.410	146	457	.319	386	550	.702	263	605	868	32.1	504	-	269	393	76	177	1770	65.6

SCORE BY PERIODS:	1st	2nd	OT	Total
Arkansas	917	1075	11	2003
Opponents	817	946	7	1770

DEADBALL REBOUNDS:	OFF	DEF	TOTAL
Arkansas	81	12	93
Opponents	82	14	96

ARKANSAS RAZORBACKS

2022-23 STATISTICS • SEC GAMES ONLY



RECORD:	OVERALL	HOME	AWAY
SEC ONLY	7-7	5-2	2-5

#	Player	GP	GS	• TOTAL •			• 3-PTS •			• REBOUNDS •																
				Min	Avg	FG	FGA	Pct	3FG	FGA	Pct	FT	FTA	Pct	Off	Def	Tot	Avg	PFFO	A	TO	Blk	St	Pts	Avg	
1	Ricky Council IV	14	12	491	35.1	62	164	.378	12	55	.218	63	81	.778	16	44	60	4.3	23	0	33	35	4	12	199	14.2
0	Anthony Black	14	14	523	37.4	61	144	.424	11	39	.282	61	84	.726	19	55	74	5.3	40	1	67	51	8	30	194	13.9
4	Davonte Davis	14	14	505	36.1	70	162	.432	26	68	.382	15	23	.652	7	58	65	4.6	36	1	45	36	1	22	181	12.9
15	Makhi Mitchell	14	13	305	21.8	40	60	.667	1	1	1.000	22	33	.667	27	70	97	6.9	41	4	9	12	21	5	103	7.4
13	Jordan Walsh	14	7	351	25.1	39	92	.424	8	32	.250	14	19	.737	25	42	67	4.8	40	2	10	16	7	7	100	7.1
11	Jalen Graham	13	0	141	10.8	39	57	.684	0	2	.000	4	12	.333	8	17	25	1.9	18	0	4	18	6	4	82	6.3
22	Makhel Mitchell	11	7	210	19.1	28	40	.700	0	0	.000	7	19	.368	13	35	48	4.4	29	1	2	7	28	5	63	5.7
5	Joseph Pinion	10	0	87	8.7	11	25	.440	7	19	.368	3	3	1.000	2	5	7	0.7	12	0	0	0	1	3	32	3.2
3	Nick Smith Jr.	3	1	53	17.7	6	20	.300	1	8	.125	2	3	.667	0	2	2	0.7	1	0	2	4	0	2	15	5.0
20	Kamani Johnson	10	2	106	10.6	4	9	.444	0	0	.000	5	10	.500	11	11	22	2.2	27	2	1	2	3	3	13	1.3
23	Derrian Ford	7	0	22	3.1	1	2	.500	0	1	.000	2	2	1.000	0	0	0	0.0	3	0	0	2	0	0	4	0.6
12	Barry Dunning Jr.	4	0	5	1.3	0	1	.000	0	1	.000	0	0	.000	0	0	0	0.0	0	0	0	0	0	0	0	0.0
21	Cade Arbogast	1	0	1	1.0	0	0	.000	0	0	.000	0	0	.000	0	0	0	0.0	0	0	0	0	0	0	0	0.0
45	Lawson Blake	1	0	1	1.0	0	1	.000	0	0	.000	0	0	.000	0	0	0	0.0	0	0	0	0	0	0	0	0.0
TEAM.....															21	20	41	2.9	0		6				0	
RAZORBACKS.....14						361	777	.465	66	226	.292	198	289	.685	149	359	508	36.3	270	11	173	189	79	93	986	70.4
Opponents.....14						333	802	.415	78	224	.348	216	311	.695	154	309	463	33.1	263	-	149	160	49	99	960	68.6

SCORE BY PERIODS:	1st	2nd	Total
Arkansas	465	521	986
Opponents	428	532	960

DEADBALL REBOUNDS:	OFF	DEF	TOTAL
Arkansas	40	5	45
Opponents	46	9	55

2022-23 ARKANSAS RAZORBACKS GAME HIGHS AND LEADERS

Opponent	DATE	SCORE	RESULT	POINTS	REBOUNDS	ASSISTS	STEALS	BLOCKED SHOTS
NORTH DAKOTA ST.	11/07/22	76-58	W	22-Ricky Council IV	12-Trevon Brazile	3-Jordan Walsh Anthony Black	3-Makhi Mitchell Anthony Black	1-Ricky Council IV Davonte Davis Trevon Brazile Anthony Black
FORDHAM	11/11/22	74-48	W	15-Ricky Council IV	8-Trevon Brazile	7-Ricky Council IV	3-Makhi Mitchell Davonte Davis	2-Makhi Mitchell
SOUTH DAKOTA ST.	11/16/22	71-56	W	19-Ricky Council IV	10-Trevon Brazile	5-Anthony Black	4-Anthony Black	2-Trevon Brazile
vs Louisville	11/21/22	80-54	W	26-Anthony Black	6-Makhi Mitchell Makhel Mitchell	6-Anthony Black	4-Ricky Council IV	2-Makhel Mitchell
vs Creighton	11/22/22	87-90	L	26-Anthony Black	6-Trevon Brazile Anthony Black	6-Anthony Black	2-Anthony Black Ricky Council IV	3-Trevon Brazile
vs San Diego St.	11/23/22	78-74	WOT	20-Trevon Brazile	9-Trevon Brazile	4-Ricky Council IV	2-Trevon Brazile Kamani Johnson Ricky Council IV	2-Makhel Mitchell
TROY	11/28/22	74-61	W	27-Ricky Council IV	9-Makhi Mitchell	3-Anthony Black	2-Anthony Black Jordan Walsh Trevon Brazile	3-Makhi Mitchell
SAN JOSE ST.	12/03/22	99-58	W	23-Trevon Brazile	6-Jalen Graham	6-Anthony Black	3-Ricky Council IV	2-Trevon Brazile
UNC GREENSBORO	12/06/22	65-58	W	22-Nick Smith Jr.	14-Makhi Mitchell	3-Nick Smith Jr.	3-Davonte Davis	4-Makhi Mitchell
vs Oklahoma	12/10/22	88-78	W	26-Ricky Council IV	6-Makhi Mitchell	5-Ricky Council IV Anthony Black	2-Anthony Black Jordan Walsh	2-Makhi Mitchell
vs Bradley	12/17/22	76-57	W	18-Jordan Walsh	7-Davonte Davis	4-Anthony Black	5-Davonte Davis	2-Anthony Black
UNC ASHEVILLE	12/21/22	85-51	W	16-Jalen Graham	7-Kamani Johnson	3-Anthony Black Makhi Mitchell Joseph Pinion Davonte Davis	3-Makhi Mitchell Kamani Johnson	3-Makhel Mitchell
at LSU	12/28/22	57-60	L	16-Davonte Davis	12-Makhi Mitchell	4-Anthony Black	3-Ricky Council IV	3-Makhi Mitchell
MISSOURI	01/04/23	74-68	W	25-Ricky Council IV	8-Kamani Johnson	5-Davonte Davis Anthony Black	3-Davonte Davis	2-Makhi Mitchell
at Auburn	01/07/23	59-72	L	23-Anthony Black	10-Jordan Walsh	4-Anthony Black	2-Kamani Johnson	2-Makhi Mitchell
ALABAMA	01/11/23	69-84	L	16-Davonte Davis Jalen Graham	10-Davonte Davis	3-Ricky Council IV Davonte Davis	2-Davonte Davis	2-Makhel Mitchell
at Vanderbilt	01/14/23	84-97	L	24-Ricky Council IV	8-Makhi Mitchell	4-Davonte Davis	2-Ricky Council IV	2-Makhel Mitchell
at Missouri	01/18/23	76-79	L	18-Davonte Davis	9-Makhi Mitchell Davonte Davis	7-Anthony Black	3-Ricky Council IV	1-Makhi Mitchell Anthony Black
OLE MISS	01/21/23	69-57	W	17-Anthony Black	7-Jordan Walsh	8-Anthony Black	5-Anthony Black	2-Makhel Mitchell
LSU	01/24/23	60-40	W	16-Davonte Davis	8-Makhi Mitchell	7-Ricky Council IV	3-Anthony Black	3-Makhi Mitchell
at Baylor	01/28/23	64-67	L	25-Ricky Council IV	9-Jalen Graham	4-Davonte Davis Jalen Graham	2-Jalen Graham	3-Makhel Mitchell
TEXAS A&M	01/31/23	81-70	W	19-Davonte Davis Ricky Council IV	13-Makhel Mitchell	7-Anthony Black	2-Anthony Black	7-Makhel Mitchell
at South Carolina	02/04/23	65-63	W	16-Jalen Graham	10-Jordan Walsh	4-Anthony Black	2-Davonte Davis	2-Anthony Black
at Kentucky	02/07/23	88-73	W	20-Ricky Council IV	9-Makhi Mitchell	7-Davonte Davis	5-Anthony Black	5-Makhel Mitchell
MISSISSIPPI ST.	02/11/23	64-70	L	23-Anthony Black	6-Davonte Davis Makhel Mitchell Ricky Council IV	5-Anthony Black	3-Anthony Black	3-Makhel Mitchell
at Texas A&M	02/15/23	56-62	L	14-Davonte Davis	9-Makhi Mitchell	8-Anthony Black	2-Davonte Davis Anthony Black	4-Makhel Mitchell
FLORIDA	02/18/23	84-65	W	26-Jalen Graham	10-Makhi Mitchell	3-Anthony Black	3-Anthony Black	2-Jalen Graham Makhel Mitchell Makhi Mitchell

LED TEAM IN POINTS (including ties)	LED TEAM IN REBS (including ties)	LED TEAM IN ASSISTS (including ties)	LED TEAM IN STEALS (including ties)	LED TEAM IN BLKS (including ties)
Council 10	Khi Mitchell 11	Black 19	Black 13	Khel Mitchell 12
Black 6	Brazile 5	Davis 6	Council 7	Khi Mitchell 10
Davis 6	Davis 4	Council 5	Davis 7	Black 4
Graham 4	Walsh 3	Smith 1	Khi Mitchell 3	Brazile 4
Smith 1	Johnson 2	Walsh 1	Johnson 3	Graham 1
Walsh 1	Khel Mitchell 3	Khi Mitchell 1	Walsh 2	Council 1
Brazile 1	Graham 2	Pinion 1	Brazile 1	Davis 1
	Council 1	Graham 1	Graham 1	
	Black 1			

2022-23 RAZORBACK GAME-BY-GAME STATISTICS

Opponent	Date	Score	W/L	• TOTAL •			• 3-PTRS •			• REBOUNDS •												Pts	Avg
				FG	FGA	Pct	3FG	FGA	Pct	FT	FTA	Pct	Off	Def	Tot	Avg	PF	A	TO	Blk	Stl		
NORTH DAKOTA ST.	11/07/22	76-58	W	28	57	.491	4	10	.400	16	23	.696	6	34	40	40.0	19	10	11	4	11	76	76.0
FORDHAM	11/11/22	74-48	W	30	65	.462	2	16	.125	12	18	.667	16	22	38	39.0	19	17	13	4	13	74	75.0
SOUTH DAKOTA ST.	11/16/22	71-56	W	28	61	.459	7	22	.318	8	15	.533	9	33	42	40.0	19	17	20	4	14	71	73.7
vs Louisville	11/21/22	80-54	W	29	51	.569	8	22	.364	14	19	.737	6	22	28	37.0	23	20	16	3	10	80	75.2
vs Creighton	11/22/22	87-90	L	33	70	.471	8	20	.400	13	17	.765	10	21	31	35.8	21	15	9	5	8	87	77.6
vs San Diego St.	11/23/22	78-74	Wot	24	60	.400	3	17	.176	27	38	.711	10	30	40	36.5	20	8	16	3	9	78	77.7
TROY	11/28/22	74-61	W	27	51	.529	3	11	.273	17	23	.739	10	23	33	36.0	12	4	15	5	8	74	77.1
SAN JOSE ST.	12/03/22	99-58	W	37	59	.627	8	13	.615	17	21	.810	7	26	33	35.6	12	22	11	5	8	99	79.9
UNC GREENSBORO	12/06/22	65-58	W	18	54	.333	3	18	.167	26	33	.788	8	39	47	36.9	14	9	12	9	6	65	78.2
vs Oklahoma	12/10/22	88-78	W	35	59	.593	4	12	.333	14	19	.737	8	17	25	35.7	12	19	9	5	10	88	79.2
vs Bradley	12/17/22	76-57	W	25	51	.490	4	11	.364	22	31	.710	7	19	26	34.8	19	13	11	5	16	76	78.9
UNC ASHEVILLE	12/21/22	85-51	W	32	60	.533	5	13	.385	16	22	.727	11	25	36	34.9	19	20	10	6	15	85	79.4
at LSU	12/28/22	57-60	L	24	65	.369	4	25	.160	5	10	.500	13	31	44	35.6	14	7	10	5	8	57	77.7
MISSOURI	01/04/23	74-68	W	26	54	.481	6	21	.286	16	23	.696	15	25	40	35.9	19	13	17	4	7	74	77.4
at Auburn	01/07/23	59-72	L	19	56	.339	2	16	.125	19	32	.594	17	28	45	36.5	21	9	14	5	4	59	76.2
ALABAMA	01/11/23	69-84	L	26	61	.426	2	10	.200	15	23	.652	10	27	37	36.6	23	9	15	4	6	69	75.8
at Vanderbilt	01/14/23	84-97	L	31	63	.492	7	18	.389	15	24	.625	15	16	31	36.2	30	11	11	6	3	84	76.2
at Missouri	01/18/23	76-79	L	23	50	.460	7	17	.412	23	26	.885	13	29	42	36.6	33	12	21	2	6	76	76.2
OLE MISS	01/21/23	69-57	W	26	57	.456	8	20	.400	9	17	.529	8	23	31	36.3	16	14	11	4	12	69	75.8
LSU	01/24/23	60-40	W	23	51	.451	5	13	.385	9	12	.750	7	29	36	36.2	12	15	12	5	7	60	75.1
at Baylor	01/28/23	64-67	L	27	53	.509	4	14	.286	6	11	.545	10	25	35	36.2	23	16	15	6	4	64	74.5
TEXAS A&M	01/31/23	81-70	W	28	56	.500	6	18	.333	19	28	.679	13	27	40	36.4	19	16	17	13	7	81	74.8
at South Carolina	02/04/23	65-63	W	26	55	.473	4	15	.267	9	13	.692	10	22	32	36.2	14	11	11	5	3	65	74.4
at Kentucky	02/07/23	88-73	W	32	51	.627	4	9	.444	20	24	.833	6	20	26	35.8	18	19	11	7	10	88	75.0
MISSISSIPPI ST.	02/11/23	64-70	L	21	48	.438	4	18	.222	18	26	.692	7	23	30	35.5	16	12	13	7	8	64	74.5
at Texas A&M	02/15/23	56-62	L	22	50	.440	5	16	.313	7	14	.500	5	28	33	35.5	23	17	13	6	4	56	73.8
FLORIDA	02/18/23	84-65	W	34	59	.576	2	10	.200	14	17	.824	9	31	40	35.6	12	8	13	6	8	84	74.2
Arkansas		2003		734	1528	.480	129	425	.304	406	579	.701	267	695	962	35.6	502	363	357	143	225	2003	74.2
Opponents		1770		619	1508	.410	146	457	.319	386	550	.702	263	605	868	32.1	504	269	393	76	177	1770	65.6

Games played: 27

Points/game: 74.2

FG Pct: 48.0

3FG Pct: 30.4

FT Pct: 70.1

Rebounds/game: 35.6

Assists/game: 13.4

Turnovers/game: 13.2

Assist/turnover ratio: 1.0

Steals/game: 8.3

Blocks/game: 5.3

2022-23 OPPONENT GAME-BY-GAME STATISTICS

Opponent	Date	Score	W/L	• TOTAL •			• 3-PTRS •			• REBOUNDS •				PF						Pts	Avg		
				FG	FGA	Pct	3FG	FGA	Pct	FT	FTA	Pct	Off		Def	Tot	Avg	A	TO			Blk	Stl
NORTH DAKOTA ST.	11/07/22	76-58	W	19	56	.339	5	21	.238	15	23	.652	7	28	35	35.0	16	7	14	2	5	58	58.0
FORDHAM	11/11/22	74-48	W	17	45	.378	4	17	.235	10	17	.588	9	20	29	32.0	17	7	30	0	4	48	53.0
SOUTH DAKOTA ST.	11/16/22	71-56	W	18	56	.321	3	16	.188	17	20	.850	6	26	32	32.0	14	9	20	2	8	56	54.0
vs Louisville	11/21/22	80-54	W	16	44	.364	4	12	.333	18	25	.720	7	17	24	30.0	16	4	22	1	4	54	54.0
vs Creighton	11/22/22	87-90	L	31	53	.585	7	14	.500	21	29	.724	5	30	35	31.0	16	17	17	3	5	90	61.2
vs San Diego St.	11/23/22	78-74	Wot	27	62	.435	2	18	.111	18	23	.783	7	27	34	31.5	23	8	15	2	9	74	63.3
TROY	11/28/22	74-61	W	24	56	.429	9	28	.321	4	8	.500	10	16	26	30.7	19	10	18	3	6	61	63.0
SAN JOSE ST.	12/03/22	99-58	W	23	57	.404	6	19	.316	6	11	.545	11	18	29	30.5	19	8	18	3	6	58	62.4
UNC GREENSBORO	12/06/22	65-58	W	21	67	.313	9	28	.321	7	11	.636	8	31	39	31.4	26	13	9	3	8	58	61.9
vs Oklahoma	12/10/22	88-78	W	32	56	.571	7	15	.467	7	9	.778	7	20	27	31.0	17	15	15	1	5	78	63.5
vs Bradley	12/17/22	76-57	W	18	45	.400	4	15	.267	17	21	.810	8	24	32	31.1	22	8	27	2	8	57	62.9
UNC ASHEVILLE	12/21/22	85-51	W	20	50	.400	2	12	.167	9	18	.500	9	19	28	30.8	17	9	20	4	3	51	61.9
at LSU	12/28/22	57-60	L	25	62	.403	4	17	.235	6	12	.500	9	30	39	31.5	13	9	10	3	6	60	61.8
MISSOURI	01/04/23	74-68	W	24	54	.444	6	19	.316	14	21	.667	9	14	23	30.9	23	12	10	2	7	68	62.2
at Auburn	01/07/23	59-72	L	24	55	.436	7	21	.333	17	22	.773	7	25	32	30.9	20	13	8	7	8	72	62.9
ALABAMA	01/11/23	69-84	L	25	54	.463	9	20	.450	25	36	.694	8	29	37	31.3	22	11	13	5	8	84	64.2
at Vanderbilt	01/14/23	84-97	L	29	56	.518	10	18	.556	29	36	.806	15	23	38	31.7	20	10	9	5	5	97	66.1
at Missouri	01/18/23	76-79	L	22	49	.449	5	20	.250	30	40	.750	7	16	23	31.2	23	8	12	2	13	79	66.8
OLE MISS	01/21/23	69-57	W	23	52	.442	5	13	.385	6	13	.462	7	23	30	31.2	17	12	17	6	6	57	66.3
LSU	01/24/23	60-40	W	14	54	.259	1	9	.111	11	16	.688	14	21	35	31.4	15	6	15	3	5	40	65.0
at Baylor	01/28/23	64-67	L	20	59	.339	6	18	.333	21	24	.875	15	20	35	31.5	19	5	8	1	7	67	65.1
TEXAS A&M	01/31/23	81-70	W	26	76	.342	4	12	.333	14	24	.583	24	22	46	32.2	23	12	8	2	10	70	65.3
at South Carolina	02/04/23	65-63	W	24	58	.414	7	19	.368	8	14	.571	13	21	34	32.3	13	12	10	3	6	63	65.2
at Kentucky	02/07/23	88-73	W	29	62	.468	4	13	.308	11	18	.611	14	17	31	32.2	17	11	15	3	6	73	65.5
MISSISSIPPI ST.	02/11/23	64-70	L	27	57	.474	6	10	.600	10	16	.625	11	23	34	32.3	21	15	12	2	5	70	65.7
at Texas A&M	02/15/23	56-62	L	19	54	.352	6	12	.500	18	22	.818	9	27	36	32.4	20	9	9	4	5	62	65.6
FLORIDA	02/18/23	84-65	W	22	59	.373	4	21	.190	17	21	.810	8	17	25	32.1	16	9	12	2	9	65	65.6
Opponents		1770		619	1508	.410	146	457	.319	386	550	.702	263	605	868	32.1	504	269	393	76	177	1770	65.6
Arkansas		2003		734	1528	.480	129	425	.304	406	579	.701	267	695	962	35.6	502	363	357	143	225	2003	74.2

Games played: 27

Points/game: 65.6

FG Pct: 41.0

3FG Pct: 31.9

FT Pct: 70.2

Rebounds/game: 32.1

Assists/game: 10.0

Turnovers/game: 14.6

Assist/turnover ratio: 0.7

Steals/game: 6.6

Blocks/game: 2.8

ARKANSAS RAZORBACKS

2022-23 GAME-BY-GAME POINTS-ASSISTS-REBOUNDS

				0	1	2	3	4	5	11	12	13	15	20	21	22	23	45
Opponent	Date	Score	WL	Black	Council	Brazile	Smith	Davis	Pinion	Graham	Dunning	Walsh	Mitchell	Johnson	Arbogast	Mitchell	Ford	Blake
N. DAK ST	11/07/22	74-61	W	3-7-3	22-3-2	21-12-1	DNP-Inj	18-6-0	0-0-0	DNP	0-0-0	4-2-3	8-4-1	0-0-0	DNP	DNP	0-1-0	DNP
FORD	11/11/22	74-48	W	10-6-0	15-4-7	8-8-1	DNP-Inj	7-3-5	2-0-0	10-4-1	0-0-0	12-4-1	8-4-2	0-1-0	0-0-0	0-0-0	2-0-0	0-1-0
S. DAK ST	11/16/22	71-56	W	5-5-5	19-2-2	13-10-2	DNP-Inj	13-2-3	2-0-0	2-6-0	0-0-0	10-1-1	5-4-3	2-4-0	0-0-0	0-3-1	0-3-0	0-1-0
vs LOU	11/21/22	80-54	W	26-3-6	15-3-3	1-2-0	DNP-Inj	2-0-5	2-2-0	8-1-0	0-0-0	7-2-2	5-6-1	DNP	0-0-0	12-6-3	2-0-0	0-0-0
vs CU	11/22/22	87-90	L	26-6-6	24-3-3	17-6-2	DNP-Inj	9-3-2	0-0-0	DNP	DNP	5-3-2	2-1-0	DNP	DNP	4-3-0	DNP	DNP
vs S DIEGO ST	11/23/22	78-74	WOT	15-5-1	19-3-4	20-9-0	DNP-Inj	2-2-1	DNP	0-0-0	0-0-0	7-5-2	2-3-0	7-7-0	DNP	6-3-0	DNP	DNP
TROY	11/28/22	74-61	W	14-8-3	27-3-0	3-0-1	0-1-0	DNP	0-1-0	DNP	0-0-0	6-4-0	14-9-0	8-3-0	DNP	2-2-0	DNP	DNP
SJSU	12/03/22	99-58	W	8-4-6	17-3-1	23-5-2	16-1-5	0-1-3	5-2-0	11-6-1	0-1-1	6-3-0	8-4-0	0-0-0	3-0-0	0-1-0	2-0-3	0-0-0
UNCG	12/06/22	65-58	W	11-5-2	8-3-2	0-2-0	22-4-3	10-10-0	DNP	0-1-0	DNP	0-0-1	13-14-1	1-5-0	DNP	DNP	0-0-0	DNP
vs OU	12/10/22	88-78	W	8-4-5	26-2-5	DNP-Inj	21-2-1	5-2-2	DNP	1-1-0	DNP	12-3-1	10-6-4	5-5-1	DNP	DNP	DNP	DNP
vs BRAD	12/17/22	76-57	W	15-3-4	16-2-2	DNP-Inj	5-1-0	7-7-3	0-1-0	6-2-1	1-1-0	18-3-1	6-3-2	2-2-0	0-0-0	0-0-0	0-0-0	0-0-0
AVL	12/21/22	85-51	W	10-3-3	12-2-2	DNP-Inj	DNP-Inj	9-2-3	10-1-3	16-3-1	0-0-0	4-4-1	9-1-3	7-7-2	0-1-0	6-3-0	2-3-2	0-2-0
at LSU	12/28/22	57-60	L	7-8-4	13-6-0	DNP-Inj	DNP-Inj	16-6-2	0-0-0	0-1-0	DNP	13-9-0	8-12-1	0-0-0	DNP	DNP	DNP	DNP
MIZ	01/04/23	74-68	W	6-2-5	25-7-1	DNP-Inj	DNP-Inj	10-5-5	13-1-0	0-0-0	DNP	6-7-2	8-7-0	5-8-0	DNP	1-0-0	DNP	DNP
at AUB	01/07/23	59-72	L	23-7-4	14-2-1	DNP-Inj	DNP-Inj	2-2-2	0-1-0	5-6-0	0-0-0	6-10-2	6-7-0	1-5-0	DNP	2-2-0	0-0-0	DNP
BAMA	01/11/23	69-84	L	5-5-1	15-2-3	DNP-Inj	DNP-Inj	16-10-3	0-0-0	16-5-1	DNP	2-2-0	10-5-1	0-0-0	DNP	5-4-0	0-0-0	DNP
at VANDY	01/14/23	84-97	L	18-6-3	24-3-1	DNP-Inj	DNP-Inj	17-3-4	6-0-0	0-0-0	0-0-0	0-2-2	11-8-0	0-1-0	DNP	8-2-1	0-0-0	DNP
at MIZ	01/18/23	76-79	L	15-8-7	13-3-1	DNP-Inj	DNP-Inj	18-9-3	0-0-0	0-0-0	DNP	12-2-0	7-9-1	7-7-0	DNP	DNP	4-0-0	DNP
OM	01/21/23	69-57	W	17-3-8	2-1-0	DNP-Inj	DNP-Inj	16-5-4	13-5-0	DNP	0-0-0	13-7-0	4-2-1	0-0-0	DNP	4-5-1	0-0-0	DNP
LSU	01/24/23	60-40	W	14-7-3	10-6-7	DNP-Inj	DNP-Inj	16-7-3	0-0-0	6-3-0	DNP	4-1-0	10-8-1	0-1-1	DNP	DNP-Inj	DNP	DNP
at BAYLOR	01/28/23	64-67	L	7-6-3	25-1-2	DNP-Inj	DNP-Inj	16-2-4	0-1-0	4-9-4	0-0-0	4-1-0	4-4-1	0-1-0	DNP	4-7-2	DNP	DNP
TA&M	01/31/23	81-70	W	11-5-7	19-6-4	DNP-Inj	DNP-Inj	19-1-4	DNP	5-0-0	DNP	12-7-1	6-5-0	DNP	DNP	9-13-0	DNP	DNP
at USC	02/04/23	65-63	W	13-6-4	10-3-3	DNP-Inj	DNP-Inj	15-4-2	DNP	16-2-1	DNP	4-10-1	2-2-0	0-0-0	DNP	5-4-0	DNP	DNP
at UK	02/07/23	88-73	W	19-4-5	20-3-4	DNP-Inj	DNP-Inj	15-3-7	0-0-0	2-0-1	DNP	13-1-0	4-9-2	DNP	DNP	15-4-0	0-0-0	DNP
MSU	02/11/23	64-70	L	23-5-5	13-6-3	DNP-Inj	5-1-1	7-6-2	DNP	2-1-0	DNP	2-2-1	6-4-0	DNP	DNP	6-6-0	DNP	DNP
at TA&M	02/15/23	56-62	L	9-3-8	6-5-4	DNP-Inj	0-0-0	14-3-3	DNP	4-0-0	DNP	8-5-1	11-9-1	0-0-0	DNP	4-4-0	DNP	DNP
UF	02/18/23	84-65	W	14-5-3	15-7-1	DNP-Inj	10-1-1	0-1-1	0-0-0	26-7-1	0-0-0	5-2-0	10-10-1	DNP	0-0-0	4-4-0	0-0-0	0-0-0

ARKANSAS RAZORBACKS

2022-23 STARTING LINEUPS

Date	Opponent						1st SUB(S)	Outcome	RECORD BY LINEUP:						RECORD BY STARTER		
Nov. 7	N. DAK ST	Black	Davis	Council	Johnson	Khi Mitchell	Brazile	W, 76-58	Black	Davis	Council	Johnson	Khi Mitchell	1-1	Black	27	18-9
Nov. 11	FORDHAM	Black	Davis	Council	Walsh	Khi Mitchell	Brazile	W, 74-48	Black	Davis	Council	Walsh	Khi Mitchell	8-3	Khi Mitchell	26	17-9
Nov. 16	S. DAK ST	Black	Davis	Council	Walsh	Khi Mitchell	Brazile	W, 71-56	Black	Dunning	Council	Walsh	Khi Mitchell	1-0	Council	25	17-8
Nov. 21	vs LOU	Black	Davis	Council	Walsh	Khi Mitchell	Brazile	W, 80-54	Black	Smith	Council	Walsh	Khi Mitchell	4-0	Davis	22	13-9
Nov. 22	vs CU	Black	Davis	Council	Walsh	Khi Mitchell	Brazile	L, 87-90	Black	Davis	Walsh	Khel Mitchell	Khi Mitchell	0-1	Walsh	19	14-5
Nov. 23	vs S DIEGO ST	Black	Davis	Council	Walsh	Khi Mitchell	Brazile	(ot) W, 78-74	Black	Davis	Council	Khel Mitchell	Khi Mitchell	3-3	Khel Mitchell	7	3-4
Nov. 28	TROY	Black	Dunning	Council	Walsh	Khi Mitchell	Brazile	W, 74-61	Black	Davis	Council	Walsh	Johnson	1-0	Smith	5	5-0
Dec. 3	SJSU	Black	Smith	Council	Walsh	Khi Mitchell	Brazile	W, 99-58	Black	Smith	Davis	Walsh	Khi Mitchell	1-0	Johnson	3	2-1
Dec. 6	UNCG	Black	Smith	Council	Walsh	Khi Mitchell	Brazile	W, 65-58							Dunning	1	1-0
Dec. 10	vs OU	Black	Smith	Council	Walsh	Khi Mitchell	Davis/Graham	W, 88-78									
Dec. 17	vs BRAD	Black	Smith	Council	Walsh	Khi Mitchell	Johnson/Davis	W, 76-57									
Dec. 21	vs UNCA	Black	Davis	Council	Walsh	Khi Mitchell	Johnson	W, 85-51									
Dec. 28	at LSU	Black	Davis	Council	Walsh	Khi Mitchell	Johnson	L, 57-60									
Jan. 4	MIZZOU	Black	Davis	Council	Walsh	Khi Mitchell	Johnson	W, 74-68									
Jan. 7	at AUB	Black	Davis	Council	Walsh	Khi Mitchell	Johnson	L, 59-72									
Jan. 11	BAMA	Black	Davis	Walsh	Khel Mitchell	Khi Mitchell	Council	L, 69-84									
Jan. 14	at VANDY	Black	Davis	Council	Khel Mitchell	Khi Mitchell	Johnson	L, 84-97									
Jan. 18	at MIZZOU	Black	Davis	Council	Johnson	Khi Mitchell	Walsh	L, 76-79									
Jan. 21	OLE MISS	Black	Davis	Council	Walsh	Johnson	Ford/Khel Mitchell	W, 69-57									
Jan. 24	LSU	Black	Davis	Council	Walsh	Khi Mitchell	Kamani	W, 60-40									
Jan. 28	at BAYLOR	Black	Davis	Council	Walsh	Khi Mitchell	Kamani	L, 64-67									
Jan. 31	TX A&M	Black	Davis	Council	Khel Mitchell	Khi Mitchell	Graham	W, 81-70									
Feb. 4	at USC	Black	Davis	Council	Khel Mitchell	Khi Mitchell	Walsh	W, 65-63									
Feb. 7	at UK	Black	Davis	Council	Khel Mitchell	Khi Mitchell	Walsh	W, 88-73									
Feb. 11	MISS ST	Black	Davis	Council	Khel Mitchell	Khi Mitchell	Walsh	L, 64-70									
Feb. 15	at TX A&M	Black	Davis	Council	Khel Mitchell	Khi Mitchell	Walsh	L, 56-65									
Feb. 18	FLORIDA	Black	Smith	Davis	Walsh	Khi Mitchell	Council	W, 84-65									

RECORD BY 1ST SUB (including ties)		
Brazile	9	8-1
Johnson	8	4-4
Walsh	5	2-3
Davis	2	2-0
Graham	2	2-0
Council	2	1-1
Ford	1	1-0
Khel Mitchell	1	1-0

ARKANSAS RAZORBACKS

2022-23 SPECIALTY STATS (ARKANSAS/OPPONENT)

Opponent	Pts Off TO	Pts In Paint	2nd Chance	Fast Break	Bench	Ties	Lead Chng	Ark Largest Lead	Best Ark Run	Opp Largest Lead	Best Opp Run	Ark Led	Opp Led	Gm Tied
NORTH DAKOTA ST	20 / 11	44 / 24	8 / 9	9 / 10	25 / 12	3	0	21 11:35 2nd	11-0	-- -- --	10-0	38:10	--	1:50
FORDHAM	30 / 15	54 / 20	13 / 2	11 / 2	22 / 17	1	1	21 4:11 2nd	12-0	5 19:03 1st	7-0	33:43	4:55	1:22
SOUTH DAKOTA ST	23 / 11	32 / 30	4 / 7	12 / 12	19 / 31	1	2	27 8:39 2nd	11-0	1 16:08 1st	7-0	27:54	0:17	1:49
vs Louisville	29 / 19	38 / 16	3 / 2	15 / 9	25 / 29	0	0	27 4:29 2nd	17-0	-- -- --	7-0	39:47	--	0:13
vs Creighton	21 / 3	42 / 42	15 / 5	16 / 13	21 / 3	10	10	2 14:25 2nd	6-0	12 1:43 1st	7-0	2:08	33:45	4:07
vs San Diego St	16 / 16	32 / 34	11 / 4	10 / 9	33 / 17	5	10	4 0:03 OT	8-0	13 5:56 1st	11-0	8:52	33:47	2:15
TROY	19 / 15	46 / 26	12 / 10	14 / 10	13 / 21	6	11	14 1:03 2nd	17-0	7 6:06 1st	8-0	15:32	20:22	4:06
SAN JOSE ST	32 / 12	52 / 30	6 / 10	23 / 2	44 / 4	4	12	41 0:20 2nd	11-0	4 4:24 1st	7-0	32:34	3:01	4:25
UNC GREENSBORO	6 / 9	28 / 24	4 / 3	8 / 6	11 / 18	4	11	7 1:29 2nd	8-0	12 4:54 1st	11-0	7:47	29:06	3:07
vs Oklahoma	17 / 10	58 / 44	11 / 8	14 / 12	11 / 16	1	8	16 9:19 2nd	8-0	9 11:47 1st	7-0	23:41	16:06	9:19
vs Bradley	37 / 9	40 / 16	9 / 8	17 / 7	16 / 8	1	3	24 11:18 2nd	11-0	2 19:30 1st	6-0	36:11	2:43	1:06
vs UNC ASHEVILLE	32 / 5	50 / 26	8 / 9	19 / 5	41 / 11	1	1	35 2:42 2nd	8-0	2 19:33 1st	4-0	38:41	1:07	0:39
at LSU	4 / 13	36 / 40	11 / 6	7 / 8	0 / 25	10	7	6 9:20 2nd	6-0	6 0:17 1st	8-0	14:18	18:51	6:51
MISSOURI	8 / 21	26 / 28	17 / 8	18 / 11	19 / 29	1	1	8 8:45 2nd	10-0	17 9:31 1st	11-0	14:08	25:13	0:39
at Auburn	6 / 25	32 / 32	8 / 11	5 / 5	8 / 27	0	0	-- -- --	5-0	15 17:26 2nd	6-0	--	39:46	0:14
ALABAMA	7 / 24	40 / 32	8 / 8	4 / 24	31 / 16	5	5	3 1:18 2nd	9-0	15 1:27 2nd	13-0	4:45	32:34	2:40
at Vanderbilt	13 / 12	42 / 32	16 / 14	5 / 7	6 / 40	6	6	10 17:37 2nd	8-0	14 7:43 2nd	12-0	14:25	20:27	5:08
at Missouri	13 / 31	26 / 26	8 / 3	4 / 9	16 / 48	11	17	10 5:07 2nd	8-0	6 16:39 2nd	10-0	26:40	09:14	4:06
OLE MISS	15 / 8	36 / 28	7 / 6	12 / 7	28 / 21	4	9	21 6:16 2nd	9-0	5 13:37 2nd	8-0	24:39	12:42	2:39
LSU	18 / 4	28 / 22	5 / 9	15 / 7	6 / 8	1	0	25 3:36 1st	15-0	-- -- --	9-0	38:09	--	1:51
at Baylor	8 / 13	34 / 22	5 / 12	5 / 10	8 / 5	4	6	8 19:33 2nd	13-0	11 10:36 1st	10-0	14:57	22:23	2:40
TEXAS A&M	8 / 16	38 / 38	15 / 19	21 / 10	17 / 0	4	0	13 7:52 2nd	7-0	-- -- --	6-0	37:03	--	2:57
at South Carolina	8 / 14	38 / 34	10 / 12	8 / 8	20 / 4	3	12	13 17:42 2nd	8-0	1 last 1:40 2nd	10-0	34:27	3:45	1:48
at Kentucky	23 / 10	46 / 28	11 / 13	20 / 10	15 / 18	6	11	16 4:02 2nd	8-0	2 16:05 1st	5-0	32:39	3:59	3:22
MISS STATE	9 / 16	28 / 36	8 / 11	18 / 14	9 / 16	4	5	5 19:05 1st	11-0	16 15:56 2nd	9-0	3:18	35:05	1:37
at Texas A&M	4 / 11	30 / 24	5 / 6	6 / 10	12 / 7	5	6	12 0:26 1st	9-0	8 0:20 2nd	10-0	31:23	5:02	3:42
FLORIDA	17 / 10	52 / 36	15 / 5	14 / 8	45 / 25	4	2	25 11:18 2nd	11-0	5 13:00 1st	7-0	28:22	6:48	4:50

□ INDICATES LARGEST LEADS / DEFICITS

BLACK INDICATES LARGEST UA LEAD IN A LOSS

RED INDICATES UA LARGEST DEFICITS IN A WIN

CHARGES DRAWN

(Deflections • Blocks • Steals)

Player	18-19	19-20	20-21	21-22	22-23	Career
Black					5	5
Brazile					0	
Council					2	
Davis			2	0	2	4
Dunning					0	
Ford					0	
Graham					5	
Johnson			RS	4	3	7
Khel Mitchell					1	
Khi Mitchell					0	
Pinion					0	
Smith					0	
Walsh					1	1

MOST IN A GAME 2022-23:

DUNKS

(Deflections • Blocks • Steals)

Player	18-19	19-20	20-21	21-22	22-23	Career
Black					17	17
Brazile				NA	12	
Council			NA	NA	24	
Davis			5	6	4	15
Dunning					0	
Ford					0	
Graham		NA	NA	NA	16	
Johnson			RS	2	1	
Khel Mitchell		NA	NA	NA	19	
Khi Mitchell		NA	NA	NA	14	
Pinion					2	2
Smith					1	1
Walsh					11	11

MOST IN A GAME 2022-23:

- 4 **Khel Mitchell** (LOU)
 3 **Brazile** (SDSU); **Graham** (SAN JOSE)
Council (OKLA); **Council** (UNCA)
Black (@ UK)

- 11 vs Louisville
 8 vs UNCA
 7 vs Oklahoma
 7 at Kentucky
 6 vs Creighton
 6 at Auburn
 6 vs LSU

ALLEY-OOPS

BASKETS MADE	29	ASSISTS	29
Brazile	6	Black	10
Graham	5	Council	8
Khi Mitchell	5	Davis	5
Khel Mitchell	5	Smith	3
Council	4	Walsh	2
Black	3	Pinion	1
Walsh	1		

LAST TIME AN ARKANSAS PLAYER...

• SCORING •

Scored 30 Points: 31 Stanley Umude at Georgia (02/02/22)
Scored 40 Points: 40 Mason Jones vs Auburn (02/04/20)
Scored 50 Points: 51 Rotnei Clarke vs. Alcorn State (11/13/09)
RECORD: 51 Rotnei Clarke vs. Alcorn State (11/13/09)

• FIELD GOALS MADE •

Made 15 Field Goals: 15 (15-21) Rotnei Clarke vs. Alcorn State (11/13/09)
Made 20 Field Goals: 20 (2-30) Dean Tolson vs. Texas A&M (03/02/74)
RECORD: 20 (20-30) Dean Tolson vs. Texas A&M (03/02/74)

• FIELD GOALS ATTEMPTED •

Attempted 20 Field Goals: 20 (7-20) JD Notae Auburn (02/08/22)
Attempted 25 Field Goals: 26 (11-26) JD Notae vs Mercer (11/09/21)
RECORD: 30 (20-30) Dean Tolson vs. Texas A&M (03/02/74)

• FIELD GOAL PERCENTAGE •

Shot 100% FG (Min. 7 att): Daniel Gafford (7-7) at Texas Tech (01/26/19)
RECORD (min 8 att): 100% 8x - Best: Daryll Saulsberry (10-10) 1975

• 3-POINTERS MADE •

Made 7 3-pointers: 8 (8-11) Mason Jones at Texas A&M (03/07/20)
Made 10 3-pointers: 10 (10-13) by Isaiah Joe vs. FIU (12/01/18)
Made 11-Plus 3-pointers: 13 (13-17) by Rotnei Clarke vs. Alcorn State (11/13/09)
RECORD: 13 (13-17) by Rotnei Clarke vs. Alcorn State (11/13/09) (SEC record)

• 3-POINTERS ATTEMPTED •

Attempted 15 3-Pointers: 15 (6-15) Isaiah Joe at Texas A&M (03/07/20)
Attempted 20 3-Pointers: 24 (10-24) Pat Bradley vs. North Texas (12/30/98)
RECORD: 24 (10-24) Pat Bradley vs. North Texas (12/30/98) (SEC record)

• FREE THROWS MADE •

Made 10 Free Throws: 11 Ricky Council IV (11-13) vs Miss State (02/11/23)
Made 15 Free Throws: 16 (16-19) Moses Moody vs Alabama (02/24/21)
Made 20 Plus Free Throws: 22 (22-24) Martin Terry vs. Texas A&M (01/22/72)
RECORD: 22 (22-24) by Martin Terry vs. Texas A&M (01/22/72)

• FREE THROWS ATTEMPTED •

Attempted 15 Free Throws: 16 (13-16) Anthony Black (01/07/23)
Attempted 20 Free Throws: 21 (18-21) Moses Moody vs Alabama (02/24/21)
Attempted 24 Plus Free Throws: 24 (22-24) Martin Terry vs. Texas A&M (01/22/72)
RECORD: 24 (22-24) Martin Terry vs. Texas A&M (01/22/72)

• FREE THROW PERCENTAGE •

Shot 100% FT (min 10 att): Chris Lykes (12-12) vs Elon (12/21/21)
RECORD (min. 11 att): 9x - Best: Tommy Boyer (18-18) in 1963

• REBOUNDS •

Grabbed 15-19 Rebounds: 15 Jaylin Williams vs New Mexico State (03/19/22)
Grabbed 20-Plus Rebounds: 23 Nick Davis vs. Jackson State (11/21/97)
RECORD: 23 by Nick Davis vs. Jackson State (11/21/97)
• Grabbed 10 Offensive Rebounds: 111 Justin Smith vs Oral Roberts (03/27/21)
• Grabbed 10 Defensive Rebounds: 14 Khi Mitchell & Devo Davis vs UNCG (12/06/22)

• ASSISTS •

Had 10 Assists: 10 by Jalen Tate vs Georgia (01/09/21)
Had 15 Assists: 15 by Dontell Jefferson vs. Portland State (11/18/05)
RECORD: 15 by Dontell Jefferson vs. Portland State (11/18/05)

• STEALS •

Had 5 Steals: 5 Davonte Davis vs Bradley (12/17/22)
Had 6-7 Steals: 6 Jaylin Williams vs Texas A&M (01/22/22)
Had 8-9 Steals: 8 JD Notae vs New Mexico State (03/19/22)
RECORD: 9 by Robert Shepard at Arizona (12/06/92)

• BLOCKED SHOTS •

Had 5 Blocks: 5 Makhel Mitchell at Kentucky (02/07/23)
Had 6-9 Blocks: 7 Makhel Mitchell vs Texas A&M (01/31/23)
Had 10 Blocks: 10 Steven Hill vs. Texas State (12/06/05)
RECORD: 10 Steven Hill vs. Texas St. (12/06/05) & Oliver Miller vs. Texas (02/04/90)

• TURNOVERS •

Committed 5-9 Turnovers: 6 Anthony Black at Kentucky (02/07/23)
Committed 10 Plus Turnovers: 10 Courtney Fortson at South Carolina (02/21/09)

• MINUTES PLAYED •

40 Minutes (Regulation): 40:00 Davonte Davis at South Carolina (02/04/23)
40+ Min w/OT: 2 vs San Diego St (11/23/22) – Council (41:03) - Brazile (40:05)
45+ Minutes: 47 by BJ Young vs. Auburn (01/16/13)

• MISCELLANEOUS •

2 Players Scored 20+ Pts In Same Game: Ricky Council IV (26) & Nick Smith Jr. (24) vs Oklahoma (12/10/22)
3 Players Scored 20+ Pts In Same Game: at South Carolina (03/02/20)
Moses Moody (28), Justin Smith (22) and JD Notae (21)
2 Players Scored 20+ Pts In Back-To-Back Gms: Mason Jones (37/26) & Isaiah Joe (22/26) vs Tennessee (02/26/20) and at Georgia (02/29/20)
2 Players Scored 20+ Pts In 3 Straight: Mason Jones (41/20/21) & Isaiah Joe (20/21/24) vs Tulsa (12/14/19), Valpo (12/21/19) and Indiana (12/29/19)
8 Players Scored in Double Digits: Mississippi Valley State (11/25/20)
Connor Vanover (25), Desi Sills (19), Moses Moody (16), Vance Jackson (15)
Khalen Robinson (15), Justin Smith (13), JD Notae (13), Jalen Tate (12)
Scored 20 or More Points in Five-Plus Consecutive Games: (5) by Mason Jones 37, 26, 36, 30, 22 (02/26/20 to 03/11/20)
Scored 20 or More Points in 10-Plus Consecutive Games: (11) by Todd Day 20, 23, 26, 26, 22, 31, 23, 21, 27, 21, 20 (12/01/90 to 01/12/91)
Scored 30 or More Points in 3 Straight Games: Mason Jones (only Razorback) 34 vs. S. Carolina (01/29/20), 30 at Alabama (02/01/20), 40 vs Auburn (02/04/20)
Most Points in Back-To-Back Games: 82 by Martin Terry 35 at TCU (02/20/73) and 47 vs. SMU (02/24/73)
Consecutive Free Throws Made: 48 by Ricky Medlock (20 gms; 12/21/74 to 03/04/75)
Double-Double: Pts/Rebs: Khi Mitchell (13 & 14) and Devo Davis (10 & 10) vs UNCG (12/06/22)
Double-Double: Pts/Assists: Jalen Tate (15 & 10) vs Georgia (01/09/21)
Two Players with Double-Double in Same Game: vs UNC Greensboro (12/06/22) Khi Mitchell (13 pts & 14 rebs) and Devo Davis (10 pts & 10 rebs)
5 Straight Double-Doubles: (7) Jaylin Williams 13 & 11 vs AUB; 22 & 10 at BAMA; 13 & 11 at MIZ; 13 & 16 vs TENN; 15 & 10 at FLA; 16 & 12 vs UK; 19 & 10 vs LSU
3+ Straight Double-Doubles in SEC: (5) Jaylin Williams (AUB/@Bama/@MIZ/TEN/@FLA/UK/LSU)
Most Consecutive Double-Doubles: 9 by Dean Tolson (1973-74) and 6 by Derek Hood (1998-99)
Three Players with Double-Double in Same Game: vs Alabama (01/16/10) – Marshawn Powell 18 pts, 10 rebs, Mike Washington (17 pts, 13 rebs) and Courtney Fortson (12 pts, 10 assists)
Had 5-Plus Assists in 5-Plus Consecutive Games: (6) by Jalen Harris 11, 6, 10, 12, 7, 10 (11/21/81 thru 12/15/18)
Had 10 or More Assists in Back-to-Back Games: Jalen Harris 10 vs. FIU (12/01/18) and 12 at Colorado State (12/05/18)
Three-Plus Players with 5-Plus Assists in a Game: vs. Montana State (11/21/18) Jalen Harris (11), Isaiah Joe (5) and Desi Sills (5)
Had 5 or More Steals in Back-to-Back Games: Ronnie Brewer 5 vs. Western Illinois (01/01/06) and 5 vs. Mississippi State (01/07/06)

LAST TIME AN OPPONENT PLAYER...

• SCORING •

Scored 30 Points: 31 Oscar Tshiebwe vs Kentucky (02/26/22)
Scored 40 Points: 45 Jodie Meeks vs. Kentucky (02/14/09)
Scored 50 Points: 56 Oscar Robertson vs. Cincinnati (03/15/58) (most on record)

• FIELD GOALS MADE •

Made 15 Field Goals: 17 (17-24) Jodie Meeks vs. Kentucky (02/14/09)
Made 20 Field Goals: 21 Oscar Robertson vs. Cincinnati (03/15/58) (most on record)

• FIELD GOALS ATTEMPTED •

Attempted 20 Field Goals: 20 (9-20) Matt Bradley (11/23/22)
Attempted 25 Field Goals: 28 (11-28) Devan Downey vs. South Carolina (02/17/10)

• FIELD GOAL PERCENTAGE •

Shot 100% FG (Min. 7 att): Adam Wing (8-8) vs. Evansville (12/08/15)

• 3-POINTERS MADE •

Made 7 3-pointers: 7 (7-15) Tyler Hall vs. Montana State (11/21/18)
Made 10 3-pointers: 10 (10-19) Lance Weems at Auburn (01/06/96)

• 3-POINTERS ATTEMPTED •

Attempted 15 3-pointers: 15 (7-15) Tyler Hall vs. Montana State (11/21/18)
Attempted 20 3-pointers: 22 (5-22) Jeff Fryer vs. Loyola Marymount (03/16/89)

• FREE THROWS MADE •

Made 10 Free Throws: 10 (10-10) Mark Sears vs Alabama (01/11/23)
Made 15 Free Throws: 15 (15-17) Keyontae Johnson at Florida (02/18/20)

• FREE THROWS ATTEMPTED •

Attempted 15 Free Throws: 15 (12-15) Xavier Pinson (01/02/21)
Attempted 20 Free Throws: 24 (18-24) Frank Williams vs. Illinois (12/08/01)

• FREE THROW PERCENTAGE •

Shot 100% FT (min 10 att): 14-14 Grant Williams at Tennessee (01/15/19)

• REBOUNDS •

Grabbed 15-19 Rebounds: 15 Henry Coleman III vs Texas A&M (01/31/23)
Grabbed 20 Rebounds: 20 Antonio McDyess vs. Alabama (03/11/95)
• Grabbed 10 Offensive Rebounds: 11 Tyler Davis at Texas A&M (01/30/18)
• Grabbed 10 Defensive Rebounds: 10 Oscar Tshiebwe vs Kentucky (02/26/22)

• ASSISTS •

Had 10 Assists: 11 Tremont Waters vs. LSU (01/12/19)
Had 13 Assists: 13 Chuck Evans at Mississippi State (01/27/93) (on record)

• STEALS •

Had 5 Steals: 6 Alpha Diallo at Providence (03/19/19)
Had 8 Steals: 8 Terry Conerway vs. Texas State (12/21/02)

• BLOCKED SHOTS •

Had 6-9 Blocks: 6 Johni Broome at Auburn (01/07/23)
Had 10 Plus Blocks: 10 P.J. Roberson vs. Grambling State (11/26/11)

• TURNOVERS •

Committed 7-9 Turnovers: 7 Wendell Green Jr vs Auburn (02/08/22)
Committed 10 Plus Turnovers: 12 Devin Gibson vs. UTSA (12/12/07)

LAST TIME ARKANSAS HIGHS...

• SCORING •

Scored 100-119 Points: 101 at South Carolina (103/02/21)
Scored 120-Plus Points: 142 vs. Mississippi Valley State (11/25/20)
Scored 50 Points in 1st Half: 53 at Georgia (02/02/22)
Scored 50 Points in 2nd Half: 59 vs San Jose State (12/03/22)
Scored 60 or More Points in a Half: 61 (1st) vs. Miss Valley State (11/25/20)
Scored 70 or More Points in a Half: 71 (1st) vs. Alcorn (11/13/09)
Scored 80 or More Points in a Half: 81 (2nd) vs. Miss Valley State (11/25/20)
Most Points in a Half: 88 (2nd) vs. U.S. International (12/09/89)

• FIELD GOALS MADE •

Made 40 Field Goals: 40 (40-71) at Georgia (02/02/22)
Made 50 Field Goals: 57 (57-99) vs. Troy (12/10/96)
RECORD: 68 (68-101) vs. U.S. International (12/09/89)

• FIELD GOALS ATTEMPTED •

Attempted 80 Field Goals: 86 (48-86) vs Miss Valley State (11/25/20)
Attempted 90 Field Goals: 99 (57-99) vs. Troy (12/10/96)
Attempted 100 Field Goals: 101 (68-101) vs. US International (12/09/89)
RECORD: 101 (68-101) vs. U.S. International (12/09/89)

• FIELD GOAL PERCENTAGE •

Shot 60% FG: 62.7 (2x in 2022-23) vs San Jose State & at Kentucky
Shot 70% or Better FG: 72.7 (32-44) vs. Alabama State (12/21/83)
RECORD: 79.4 (27-34) vs. Texas Tech (1979)

• 3-POINTERS MADE •

Made 15 3-pointers: 15 (15-28) at Georgia (02/02/22)
Made 20 3-pointers: 20 (20-40) vs Miss Valley State (11/25/20)
RECORD: 21 (21-37) vs. Troy (12/10/96)

• 3-POINTERS ATTEMPTED •

Attempted 30 3-pointers: 33 (15-33) at South Carolina (02/03/21)
Attempted 40 3-pointers: 40 (20-40) vs Miss Valley State (11/25/20)
RECORD: 54 (19-54) vs. North Texas (12/30/98)

• 3-POINT PERCENTAGE •

Shot 50% 3PT FG (min. 15 att): 53.6 (15-28) at Georgia (02/02/22)
Shot 60% or Better 3PT FG (min. 15 att): 61.1 (11-18) at Vanderbilt (03/06/19)
RECORD (min. 15 att): 66.7 (16-24) vs. Mississippi State (01/09/16)

• FREE THROWS MADE •

Made 20 Free Throws: 20 (20-24) at Kentucky (02/07/23)
Made 30 Free Throws: 36 (36-54) vs LSU (03/04/20)
Made 40 Free Throws: 41 (41-49) at Kentucky (01/25/92)
RECORD: 48 (48-53) vs. Ole Miss (01/17/04)

• FREE THROW ATTEMPTS •

Attempted 40 Free Throws: 43 (27-43) vs Alabama (02/24/21)
Attempted 50 Free Throws: 54 (36-54) vs LSU (03/04/20)
Attempted 60 Free Throws: 65 vs. TCU (1955)
RECORD: 65 vs. TCU (1955)

• FREE THROW PERCENTAGE •

Shot 80% FT (min. 10 att): 83.3 (20-24) at Kentucky (02/07/23)
Shot 90% or Better FT (min. 10 att): 94.4 (17-18) vs. Oklahoma (12/11/21)
RECORD (min 10 att): 100 3x - Best 16-16 at Kentucky (02/27/14)

• REBOUNDS •

Grabbed 40 Rebounds: 40 vs Florida (02/18/23)
Grabbed 50 Rebounds: 54 vs Lipscomb (12/05/20)
Grabbed 55-Plus Rebounds: 58 vs Oral Roberts (12/20/20)
RECORD: 77 vs. Jackson State (01/22/02)

• ASSISTS •

Had 25 Assists: 26 vs Central Arkansas (12/12/20)
Had 30 Assists: 32 vs. Jackson State (11/22/96)
Had 40 Assists: 40 vs. Troy (12/10/96)
RECORD: 47 vs. U.S. International (12/09/89)

• STEALS •

Had 15 Steals: 16 vs Bradley (12/17/22)
Had 20 Steals: 24 vs. Maryland-Eastern Shore (01/02/01)
Had 25 Steals: 26 vs. Louisiana-Monroe (11/25/00)
RECORD: 26 vs. Louisiana-Monroe (11/25/00)

• BLOCKED SHOTS •

Had 10 Blocks: 10 vs Elon (12/21/21)
Had 13 Blocks: 13 vs Texas A&M (01/31/23)
Had 15 Blocks: 15 vs South Alabama (12/30/91)
RECORD: 18 vs. Missouri (12/05/95)

• MOST TURNOVERS •

Had 25 Turnovers: 25 at South Carolina (02/21/09)
Had 30 Turnovers: 32 vs. Providence (11/16/07)
RECORD: 32 vs. Providence (11/16/07)

• FOULS •

Committed 25 Fouls: 28 vs Missouri (01/02/21)
Committed 30 Fouls: 33 at Missouri (01/18/23)
RECORD: 38 vs. Missouri (12/04/61)

LAST TIME ARKANSAS LOWS...

• SCORING •

Held to 40-45 Points: 43 at Florida (01/22/11)
Held to 46-49 Points: 46 at Mississippi State (02/09/16)
Held to 50-55 Points: 53 vs. New Mexico State (03/19/19)
Held to 56-59 Points: 59 at Auburn (01/07/23)
Held to 19 Points or Less in a Half: 19 (1st half) at LSU (12/28/22)

• FIELD GOALS •

Held to Below 20 Field Goals Made: 19 (19-56) at Auburn (01/07/23)

• FIELD GOAL PERCENTAGE •

Held to 20-29% FG: 27.5 (14-51) vs New Mexico State (03/19/22)
Held to 30-35% FG: .339 (19-56) at Auburn (01/07/23)

• 3-POINTERS •

Did not Make a 3-pointer: 0 (0-1) vs South Carolina (01/18/22)
Held to 1-2 3-PT FG Made: 2 (2-16) at Auburn (01/07/23)
Attempted Single-Digit 3-pointers: 9 (4-9) at Kentucky (02/07/23)

• 3-POINT PERCENTAGE •

Shot 10% or Worse 3PT FG: 0.0 (0-11) vs South Carolina (01/18/22)
Shot 11-19% 3PT FG: 19.0 (2-16) at Auburn (01/07/23)

• FREE THROWS •

Made Single Digit Free Throws: 6 (6-11) at Baylor (01/28/23)
Attempted Single Digit Free Throws: 7 (4-7) at Georgia (02/02/22)

• FREE THROW PERCENTAGE •

Shot 40-49% FT: 47.1 (8-17) vs Southern (12/09/20)
Shot Below 40% FT: 26.7 (4-15) at Texas A&M (01/09/13)

• REBOUNDING •

Had 19 or Fewer Rebounds: 19 at Missouri (03/05/13)
Had 20-25 Rebounds: 25 vs Oklahoma (12/10/22)

• ASSISTS •

Held to 6 Assists or less: 4 vs Troy (11/28/22)

• STEALS •

Had 0 Steals: vs Texas Tech (03/21/21) **(only time on record)**
Had 1 Steal: 1 vs Florida (03/09/18)
Had 2-3 Steals: 3 at Vanderbilt (01/14/23)

• BLOCKED SHOTS •

Had No Blocked Shots: 0 vs Missouri (1/23/19)

• FEWEST TURNOVERS •

Had 1-4 Turnovers: 4 vs Georgia (01/29/19)
Had 5 Turnovers: 5 vs New Mexico State (3/19/22)

• FOULS •

Had Single Digit Fouls: 6 vs Mercer (11/09/21)

ARKANSAS MISCELLANEOUS...

Played in an OT game:	11/23/22 vs San Diego State	W, 78-74 (OT)
Played in a 2OT game:	01/23/18 at Georgia	W, 80-77 (2 OT)
Played in a 3OT game:	02/09/80 vs Houston	L, 90-84 (3 OT)

LAST TIME AN OPPONENT HIGHS...

• SCORING •
Scored 100 Points: 106 at Tennessee (01/15/19) Scored 110 Points: 117 at Ole Miss (12/10/73) Scored 50 Points in 1st Half: 55 at Tennessee (01/15/19) Scored 50 Points in 2nd Half: 63 at Vanderbilt (01/14/23) Scored 60 or More Points in a Half: 63 (2nd half) at Vanderbilt (01/14/23)
• FIELD GOALS MADE •
Made 30 Field Goals: 31 (31-61) vs Texas A&M (03/12/22) Made 40 Field Goals: 40 (40-68) by Texas (01/05/10) Made 45 Field Goals: 45 (45-80) vs. Pittsburgh (12/29/86)
• FIELD GOALS ATTEMPTED •
Attempted 70 Field Goals: 72 (27-72) at South Carolina (03/027/20) Attempted 80 Field Goals: 80 (30-80) by Auburn (02/08/22)
• FIELD GOAL PERCENTAGE •
Shot 60% FG: 61.1 (15-23) vs. Auburn (02/17/16) Shot 65% FG: 67.7 (4-65) vs. North Carolina (03/23/08) Shot 69% FG: 69.8 (37-53) at Auburn (01/14/95)
• 3-POINTERS MADE •
Made 15 3-pointers: 15 (15-36) at Alabama (01/16/21) Made 17 3-pointers: 17 (17-37) vs UNI (11/17/21) - TIES RECORD BY OPP (3x)
• 3-POINTERS ATTEMPTED •
Attempted 30 3-pointers: 32 (8-32) vs Auburn (02/08/22) Attempted 35 3-pointers: 37 (17-7) vs UNI (11/17/21)
• 3-POINT PERCENTAGE •
Shot 50% 3PT FG (min 15 att): 53.3 (8-15) vs Texas A&M (03/12/22) Shot 60% or Better 3PT FG (min 15 att): 66.7 (12-18) at Tennessee (03/05/22)
• FREE THROWS •
Made 20 Free Throws: 29 (29-36) at Vanderbilt (01/14/23) Made 30 Free Throws: 30 (30-40) at Missouri (01/18/23) Made 40 Free Throws: 40 (40-50) vs. UMass (11/25/94)
• FREE THROW ATTEMPTS •
Attempted 35 Free Throws: 36 (29-36) at Vanderbilt (01/14/23) Attempted 40 Free Throws: 40 (30-40) at Missouri (01/18/23) Attempted 50 Free Throws: 50 (39-50) vs. South Carolina (03/11/04)
• FREE THROW PERCENTAGE •
Shot 80% FT (min. 10 att): .886 (19-22) vs Oklahoma (02/18/20) Shot 90% or Better FT (min. 10 att): .950 (19-20) vs Texas A&M (01/22/22) Shot 100% (min. 10 att): 1.000 (14-14) vs Florida (02/16/21)
• REBOUNDING •
Grabbed 45 Rebounds: 46 vs Texas A&M (01/31/23) Grabbed 50 Rebounds: 51 vs Missouri (01/02/21) Grabbed 55-Plus Rebounds: 60 vs Auburn (02/08/22) • Grabbed 20 Offensive Rebounds: 24 vs Texas A&M (01/31/23)
• ASSISTS •
Had 25 Assists: 25 vs. Louisville (11/17/09) Had 30 Assists: 30 at UAB (01/27/90)
• STEALS •
Had 15 Steals: 15 at LSU (02/24/10) Had 18 Steals: 18 vs. Alcorn State (12/02/95)
• BLOCKED SHOTS •
Had 10 Blocks: 10 at Tennessee (01/22/14) Had 13 Blocks: 13 at Mississippi State (01/14/10)
• MOST TURNOVERS •
Had 20 Turnovers: 22 vs Colgate (03/19/21) Had 25 Turnovers: 27 vs Bradley (12/17/22) Had 30 Turnovers: 30 vs. Fordham (11/11/22) MOST ON RECORD: 42 vs. Grambling (12/31/00) and Bethune-Cookman (12/02/97)
• FOULS •
Committed 30-plus Fouls: 32 vs Alabama (02/24/21) RECORD: 36 vs. Centenary (12/04/82)

LAST TIME AN OPPONENT LOWS

• SCORING •
Held to 30-39 Points: 33 vs. Vanderbilt (01/12/13) Held to 40-45 Points: 40 vs LSU (01/24/23) Held to 46-49 Points: 48 vs Fordham (11/11/22) Held to 50-55 Points: 50 vs Lipscomb (12/05/20) Held to 56-59 Points: 5x LAST 58 vs UNC Greensboro (12/06/22) Held to 15 Points or Less in 1st Half: 14 vs LSU (01/24/23) Held to 18 Points or Less in 2nd Half: 18 vs Savannah State (12/12/13) No Opponent Player Scored in Double-Digits: vs LSU (01/24/23)
• FIELD GOAL PERCENTAGE •
Held to 21% or Worse FG: .2097 (13-62) vs. Jackson State (11/22/02) Held to 20-29% FG: .259 (14-54) vs LSU (01/24/23) Held to 30-35% FG: .342 (26-76) vs Texas A&M (01/31/23)
• 3-POINTERS •
Did not Make a 3-pointer: 0 (0-10) by Mississippi State (02/07/15) Held to 1 3-PT FG Made: 1 (1-9) vs LSU (01/24/23) Held to 2-3 3-PT FG Made: 2 (2-18) vs San Diego State (11/23/22)
• 3-POINT PERCENTAGE •
Shot 10% or Worse 3PT FG: 6.3 (1-16) vs Ole Miss (01/27/21) Shot 11-16% 3PT FG: 11.1 (1-9) vs LSU (01/24/23) Shot 17-19% 3PT FG: 19.0 (4-21) vs Florida (02/18/23)
• FREE THROWS •
Made 1-5 Free Throws: 5 (5-13) vs Ole Miss (01/21/23) Made 6-9 Free Throws: 6 (6-12) at LSU (12/28/22)
• FREE THROW ATTEMPTS •
Attempted Single Digit Free Throws: 8 (3-8) vs Alabama (02/24/21)
• FREE THROW PERCENTAGE •
Shot Below 40% FT: 38.1 (8-21) vs. Texas State (12/22/18) Shot 40-49% FT: 46.2 (5-13) vs Ole Miss (01/21/23)
• REBOUNDING •
Had 19 or Fewer Rebounds: 19 vs, Missouri-Kansas City (12/02/06) Had 20-25 Rebounds: 25 vs Florida (02/18/23)
• ASSISTS •
Held 5 Assists or Fewer: 5 at Baylor (01/28/23)
• STEALS •
Had No Steals: 0 vs Vanderbilt (01/15/20) Had 1 Steal: 1 vs Cincinnati (11/23/21) Had 2-3 Steals: 2 vs Mississippi State (02/05/22)
• BLOCKED SHOTS •
Had No Blocked Shots: 0 vs Fordham (11/11/22)
• FEWEST TURNOVERS •
Had 0-5 Turnovers: 5 at Tennessee (01/06/21) Had 6-9 Turnovers: 8 at Baylor (01/28/23)
• FOULS •
Had Single Digit Fouls: 8 at Michigan (12/08/12) Committed 10-14 Fouls: 14 vs UNI (11/17/21)

GAME 1		58 North Dakota State	26 32	58 76	
		#10/10 ARKANSAS	34 42	76	
Nov. 7, 2022 • Fayetteville, Ark. • Bud Walton Arena					

North Dakota St. 58 • 0-1

#	Player	Total		3-Ptr		Rebounds			PF	TP	A	TO	Blk	Stl	Min
		FG-FGA	FG-FGA	FT-FTA	Off	Def	Tot								
04	Grant Nelson	f	5-9	1-2	6-8	0	6	6	4	17	0	4	1	0	21
23	Andrew Morgan	f	3-8	0-1	1-4	3	4	7	2	7	0	3	1	2	25
05	Luke Yoder	g	1-3	0-1	0-0	0	4	4	0	2	4	2	0	0	30
12	Lance Waddles	g	1-9	1-7	0-0	0	4	4	1	3	2	0	0	0	22
14	Boden Skunberg	g	5-13	1-4	6-8	0	1	1	4	17	1	4	0	0	35
02	Tajavis Miller		1-6	1-3	0-0	0	3	3	2	3	0	1	0	1	19
11	Jacari White		2-6	0-1	2-3	1	1	2	0	6	0	0	0	2	15
22	Joshua Streit		0-0	0-0	0-0	3	1	4	3	0	0	0	0	0	15
33	Sam Hastreiter		1-2	1-2	0-0	0	1	1	0	3	0	0	0	0	18
	Team					0	3	3							
Totals			19-56	5-21	15-23	7	28	35	16	58	7	14	2	5	200

FG % 1st Half: 8-26 30.8% 2nd half: 11-30 36.7% Game: 19-56 33.9% Deadball Rebounds 4
 3FG % 1st Half: 2-12 16.7% 2nd half: 3-9 33.3% Game: 5-21 23.8%
 FT % 1st Half: 8-12 66.7% 2nd half: 7-11 63.6% Game: 15-23 65.2%

Arkansas 76 • 1-0

#	Player	Total		3-Ptr		Rebounds			PF	TP	A	TO	Blk	Stl	Min
		FG-FGA	FG-FGA	FT-FTA	Off	Def	Tot								
15	Makhi Mitchell	f	4-5	0-0	0-0	1	3	4	4	8	1	0	0	3	20
20	Kamani Johnson	f	0-0	0-0	0-0	0	0	0	2	0	0	1	0	1	10
00	Anthony Black	g	1-7	0-0	1-2	0	7	7	3	3	0	2	1	3	30
01	Ricky Council IV	g	9-14	1-2	3-6	1	2	3	1	22	2	1	1	1	36
04	Davonte Davis	g	6-14	0-2	6-8	0	6	6	1	28	0	5	1	2	39
02	Trevon Brazile		7-14	3-6	4-5	1	11	12	2	21	1	2	1	0	32
05	Joseph Pinion		0-0	0-0	0-0	0	0	0	1	0	0	0	0	0	3
12	Barry Dunning Jr.		0-1	0-0	0-0	0	0	0	0	0	0	0	0	1	9
13	Jordan Walsh		1-1	0-0	2-2	0	2	2	5	4	3	0	0	0	18
23	Derrian Ford		0-1	0-0	0-0	1	0	1	0	0	0	0	0	0	3
	Team					2	3	5							
Totals			28-57	4-10	16-23	6	34	40	19	76	10	11	4	11	200

FG % 1st Half: 12-30 40.0% 2nd half: 16-27 59.3% Game: 28-57 49.1% Deadball Rebounds 2
 3FG % 1st Half: 1-4 25.0% 2nd half: 3-6 50.0% Game: 4-10 40.0%
 FT % 1st Half: 9-14 64.3% 2nd half: 7-9 77.8% Game: 16-23 69.6%

Officials: Hunter Allen, Josue Nieves, Steven Anderson
 Technical fouls: North Dakota St.-None. Arkansas-Kamani Johnson.
 Attendance: 19200

Score by periods	1st	2nd	Total						
North Dakota St.	26	32	58						
Arkansas	34	42	76						

Last FG - NDSU 2nd-00:03, ARK 2nd-00:09.
 Largest lead - NDSU None, ARK by 21 2nd-11:35.
 NDSU led for 00:00. ARK led for 38:10. Game was tied for 01:50.
 Score tied - 3 times.
 Lead changed - 0 times.

GAME 2		48 Fordham	21 27	48 74	
		#10/10 ARKANSAS	32 42	74	
Nov. 11, 2022 • Fayetteville, Ark. • Bud Walton Arena					

Fordham 48 • 1-1

#	Player	Total		3-Ptr		Rebounds			PF	TP	A	TO	Blk	Stl	Min
		FG-FGA	FG-FGA	FT-FTA	Off	Def	Tot								
02	Khalid Moore	f	3-7	0-2	1-2	0	1	1	2	7	2	1	0	0	27
03	Abdau Tsimbila	f	1-2	0-0	0-0	0	6	6	2	2	0	2	0	3	21
30	Darius Quisenberry	g	2-8	1-4	5-6	0	1	1	1	10	1	3	0	1	30
10	Kyle Rose	g	2-3	2-3	0-2	3	1	4	0	6	0	4	0	0	21
24	Antrell Charlton	g	3-10	0-2	0-0	0	1	1	3	6	2	9	0	0	30
01	Will Richardson		0-2	0-0	0-0	0	2	2	1	0	1	1	0	0	17
11	Romad Dean		2-4	0-1	1-1	1	1	2	0	5	0	2	0	0	21
12	Elijah Gray		4-5	1-2	1-4	0	2	2	4	10	0	1	0	0	11
13	Zach Riley		0-0	0-0	0-0	1	0	1	0	0	1	0	0	0	6
14	Albe Evans		0-0	0-0	0-0	0	0	0	0	0	0	0	0	0	0+
15	Rostyslav Novitskiy		0-0	0-0	2-2	1	3	4	3	2	0	4	0	0	9
23	Patrick Kelly		0-4	0-3	0-0	2	0	2	1	0	0	0	0	0	7
	Team					1	2	3							
Totals			17-45	4-17	10-17	9	20	29	17	48	7	30	0	4	200

FG % 1st Half: 8-21 38.1% 2nd half: 9-24 37.5% Game: 17-45 37.8% Deadball Rebounds 4,2
 3FG % 1st Half: 2-9 22.2% 2nd half: 2-8 25.0% Game: 4-17 23.5%
 FT % 1st Half: 3-6 50.0% 2nd half: 7-11 63.6% Game: 10-17 58.8%

Arkansas 74 • 2-0

#	Player	Total		3-Ptr		Rebounds			PF	TP	A	TO	Blk	Stl	Min
		FG-FGA	FG-FGA	FT-FTA	Off	Def	Tot								
13	Jordan Walsh	f	5-7	0-2	2-3	1	3	4	3	12	1	1	0	0	21
15	Makhi Mitchell	f	4-7	0-0	0-0	2	2	4	3	8	2	0	2	3	26
00	Anthony Black	g	3-8	1-6	3-4	2	4	6	2	10	0	4	1	2	24
01	Ricky Council IV	g	5-12	1-3	4-4	1	3	4	2	15	7	2	0	2	37
04	Davonte Davis	g	3-12	0-3	1-2	0	3	3	1	7	5	1	0	3	39
02	Trevon Brazile		3-7	0-2	2-3	4	4	8	3	8	1	2	1	1	32
05	Joseph Pinion		1-1	0-0	0-0	0	0	0	1	2	0	0	0	1	4
11	Jalen Graham		5-7	0-0	0-0	3	1	4	3	10	1	1	0	0	11
12	Barry Dunning Jr.		0-0	0-0	0-0	0	0	0	1	0	0	0	0	0	3
20	Kamani Johnson		0-1	0-0	0-2	1	0	1	0	0	0	0	0	0	3
21	Cade Arbogast		0-0	0-0	0-0	0	0	0	0	0	0	0	0	0	0+
22	Makhi Mitchell		0-1	0-0	0-0	0	0	0	0	0	0	1	0	1	4
23	Derrian Ford		1-2	0-0	0-0	0	0	0	0	2	0	0	0	0	5
45	Lawson Blake		0-0	0-0	0-0	0	1	1	0	0	0	0	0	0	1
	Team					2	1	3							
Totals			30-65	2-16	12-18	16	22	38	19	74	17	13	4	13	200

FG % 1st Half: 14-36 38.9% 2nd half: 16-29 55.2% Game: 30-65 46.2% Deadball Rebounds 3
 3FG % 1st Half: 2-12 16.7% 2nd half: 0-4 0.0% Game: 2-16 12.5%
 FT % 1st Half: 2-5 40.0% 2nd half: 10-13 76.9% Game: 12-18 66.7%

Officials: Bharat Ramnanan, Chris Ford, Chuck Jones
 Technical fouls: Fordham-None. Arkansas-Trevon Brazile.
 Attendance: 19200

Score by periods	1st	2nd	Total						
Fordham	21	27	48						
Arkansas	32	42	74						

Last FG - FU 2nd-00:36, ARK 2nd-00:01.
 Largest lead - FU by 5 1st-19:03, ARK by 26 2nd-04:11.
 FU led for 04:55. ARK led for 33:43. Game was tied for 01:22.
 Score tied - 1 time.
 Lead changed - 1 time.

GAME 3		56 South Dakota State	29 27	56 71	
		#9/10 ARKANSAS	41 30	71	
Nov. 16, 2022 • Fayetteville, Ark. • Bud Walton Arena					

South Dakota St. 56 • 2-2

#	Player	Total		3-Ptr		Rebounds			PF	TP	A	TO	Blk	Stl	Min
		FG-FGA	FG-FGA	FT-FTA	Off	Def	Tot								
32	Matt Dentlinger	f	0-2	0-1	3-4	0	1	1	3	3	2	4	0	1	22
42	William Kyle III	f	3-5	0-0	2-2	1	1	2	4	8	0	3	1	0	16
02	Zeke Mayo	g	4-8	1-3	0-0	0	8	8	0	9	1	2	0	2	30
30	Charlie Easley	g	1-6	0-2	0-0	1	0	1	1	2	1	2	0	0	27
34	Alex Arians	g	1-3	0-1	1-2	0	7	7	1	3	2	2	0	0	20
01	Matt Mims		0-6	0-2	8-8	0	1	1	0	8	1	0	0	1	19
11	Matthew Mors		1-8	0-2	0-0	2	1	3	1	2	0	1	1	0	20
13	Luke Appel		4-7	0-0	1-1	1	2	3	2	9	1	1	0	1	11
15	Tanner Te Slaa		2-6	1-2	2-2	0	2	2	1	7	1	3	0	3	22
22	Aaron Fiegen		0-0	0-0	0-0	0	0	0	0	0	0	0	0	0	2
33	Broden Lien		2-5	1-3	0-1	1	2	3	1	5	0	1	0	0	11
	Team					0	1	1							
Totals			18-56	3-16	17-20	6	26	32	14	56	9	20	2	8	200

FG % 1st Half: 11-28 39.3% 2nd half: 7-28 25.0% Game: 18-56 32.1% Deadball Rebounds 1
 3FG % 1st Half: 2-7 28.6% 2nd half: 1-9 11.1% Game: 3-16 18.8%
 FT % 1st Half: 5-6 83.3% 2nd half: 12-14 85.7% Game: 17-20 85.0%

Arkansas 71 • 3-0

#	Player	Total		3-Ptr		Rebounds			PF	TP	A	TO	Blk	Stl	Min
		FG	FGA	FG	FGA	FT	FTA	Off							
13	Jordan Walsh	f	4-7	2-4	0-1	0	1	1	0	10	1	1	1	3	16
15	Makhi Mitchell		2-5	0-0	1-3	1	4	3	5	2	0	0	1	15	
01	Anthony Black		2-3	1-2	0-0	1	4	5	1	5	3	2	0	30	
09	Rickey Council IV		8-12	1-4	2-3	2	2	2	2	19	2	3	1	30	
04	Davonte Davis	g	5-10	2-5	1-2	0	2	1	13	1	0	0	1	33	
02	Trevon Brazile		5-9	1-1	2-2	2	8	10	3	13	2	4	2	29	
05	Joseph Pinoin		0-4	0-3	2-2	0	0	0	1	2	0	0	0	5	
11	Jalen Graham		1-4	0-1	0-2	1	5	6	1	2	0	2	0	8	
12	Barry Dunning Jr.		0-1	0-1	0-0	0	0	0	1	0	0	0	0	6	
20	Kamani Johnson		1-3	0-0	0-0	3	1	4	3	2	0	3	0	19	
21	Cade Arbogast		0-1	0-1	0-0	0	0	0	0	0	0	0	0	2	
22	Makhel Mitchell		0-1	0-0	0-0	0	3	3	2	0	1	1	0	6	
23	Derrian Ford		0-0	0-0	0-0	0	3	3	1	0	0	1	0	1	
45	Lawson Blake		0-1	0-0	0-0	1	0	1	0	0	0	0	0	9	
	Team					0	1	1							
	Totals		28-61	7-22	8-15	9	33	42	19	71	17	20	4	14	200

GAME 5		90	#10/8 Creighton	40 50	90 80	
			#9/9 ARKANSAS	34 53	87	
Nov. 22, 2022 • Lahaina, Hawaii • Lahaina Civic Center						

Creighton 90 • 6-0

#	Player		Total		3-Ptr	Rebounds			PF	TP	A TO Blk Stl				Min
			FG-FGA	FG-FGA	FT-FTA	Off	Def	Tot			A	TO	Blk	Stl	
24	Arthur Kaluma	f	4-8	0-1	1-2	2	4	6	2	9	2	6	1	2	30
11	Ryan Kalkbrenner	c	9-12	0-0	3-6	3	4	7	4	21	1	2	2	1	38
02	Ryan Nemhhard	g	6-12	3-4	10-12	0	6	6	1	25	5	2	0	0	36
23	Trey Alexander	g	4-6	0-0	4-5	0	5	5	3	12	6	2	0	2	32
55	Baylor Scheierman	g	7-10	3-5	3-4	0	7	7	4	20	3	2	0	0	39
04	Shereef Mitchell		0-1	0-1	0-0	0	1	1	1	0	0	1	0	0	4
05	Francisco Farabello		1-3	1-3	0-0	0	0	0	0	3	0	1	0	0	13
13	Mason Miller		0-0	0-0	0-0	0	0	0	0	0	0	0	0	0	6
33	Fredrick King		0-1	0-0	0-0	0	1	1	1	0	0	0	0	0	2
	Team					0	2	2			1				
Totals			31-53	7-14	21-29	5	30	35	16	90	17	17	3	5	200

FG % 1st Half: 17-31 54.8% 2nd half: 14-22 63.6% Game: 31-53 58.5% Deadball Rebounds 4
 3FG % 1st Half: 5-10 50.0% 2nd half: 2-4 50.0% Game: 7-14 50.0%
 FT % 1st Half: 1-1 100.0 2nd half: 20-28 71.4% Game: 21-29 72.4%

Arkansas 87 • 4-1

#	Player		Total		3-Ptr	Rebounds			PF	TP	A	TO	Blk	Stl	Min
			FG-FGA	FG-FGA	FT-FTA	Off	Def	Tot							
13	Jordan Walsh	f	1-5	1-2	2-2	0	3	3	3	5	2	2	0	1	36
15	Makhi Mitchell	f	1-2	0-0	0-0	1	0	1	3	2	0	2	0	1	8
00	Anthony Black	g	10-18	1-3	5-7	3	3	6	3	26	6	3	0	2	38
01	Ricky Council IV	g	9-19	2-6	4-4	1	2	3	3	24	3	1	0	2	40
04	Davonte Davis	g	3-9	1-4	2-2	0	3	3	4	9	2	0	0	1	39
02	Trevon Brazile		7-14	3-5	0-1	1	5	6	5	17	2	1	3	1	32
05	Joseph Pinion		0-0	0-0	0-0	0	0	0	0	0	0	0	0	0	0+
22	Makhel Mitchell		2-3	0-0	0-1	1	2	3	0	4	0	0	2	0	7
	Team					3	3	6							
Totals			33-70	8-20	13-17	10	21	31	21	87	15	9	5	8	200

FG % 1st Half: 15-34 44.1% 2nd half: 18-36 50.0% Game: 33-70 47.1% Deadball Rebounds 1
 3FG % 1st Half: 0-5 0.0% 2nd half: 8-15 53.3% Game: 8-20 40.0%
 FT % 1st Half: 4-6 66.7% 2nd half: 9-11 81.8% Game: 13-17 76.5%

Officials: Randy Richardson, Lee Cassell, Paul Szelc
 Technical fouls: Creighton-None. Arkansas-TEAM.
 Attendance: 2400

Score by periods	1st	2nd	Total
Creighton	40	50	90
Arkansas	34	53	87

Last FG - CU 2nd-01:12, ARK 2nd-00:03.
 Largest lead - CU by 12 1st-01:43, ARK by 2 2nd-14:25.
 CU led for 33:45. ARK led for 02:08. Game was tied for 04:07.

GAME 7		61	Troy	33 28	61 76	
			#11/11 ARKANSAS	31 43	74	
Nov. 28, 2022 • Fayetteville, Ark. • Bud Walton Arena						

Troy 61 • 6-2

#	Player		Total		3-Ptr	Rebounds			PF	TP	A	TO	Blk	Stl	Min
			FG-FA	FG-FGA	FT-FTA	Off	Def	Tot							
10	Zay Williams	f	5-9	0-4	1-2	1	3	4	3	11	1	2	1	1	24
30	Christian Turner	f	1-3	0-2	0-0	1	0	1	2	2	0	3	0	2	24
00	Kieffer Punter	g	0-4	0-3	0-0	0	0	0	3	0	1	3	0	0	25
02	Aamer Muhammad	g	2-7	1-3	0-0	0	3	3	2	5	3	1	0	0	32
11	Nelson Phillips	g	7-17	6-12	2-2	1	6	7	2	22	3	3	2	1	35
05	Christyone Eugene		5-10	2-3	1-2	0	1	1	2	13	0	4	0	1	28
15	Jackson Fields		0-0	0-0	0-0	0	1	1	3	0	1	1	0	1	12
21	Nate Tshimanga		1-1	0-0	0-2	0	1	1	1	2	0	1	0	0	7
32	Lydell Geffrard		3-5	0-1	0-0	2	1	3	1	6	1	0	0	0	13
	Team					5	0	5							
Totals			24-56	9-28	4-8	10	16	26	19	61	10	18	3	6	200

FG % 1st Half: 13-26 50.0% 2nd half: 11-30 36.7% Game: 24-56 42.9% Deadball Rebounds 2
 3FG % 1st Half: 6-14 42.9% 2nd half: 3-14 21.4% Game: 9-28 32.1%
 FT % 1st Half: 1-4 25.0% 2nd half: 3-4 75.0% Game: 4-8 50.0%

Arkansas 74 • 6-1

#	Player		Total		3-Ptr	Rebounds			PF	TP	A	TO	Blk	Stl	Min
			FG-FGA	FG-FGA	FT-FTA	Off	Def	Tot							
13	Jordan Walsh	f	1-6	0-0	4-5	0	4	4	3	6	0	2	1	2	20
15	Makhi Mitchell	f	6-8	0-0	2-2	4	5	9	2	14	0	2	3	0	28
00	Anthony Black	g	5-8	2-4	2-4	1	7	8	1	14	3	3	1	2	40
01	Ricky Council IV	g	12-18	1-4	2-2	2	1	3	2	27	0	2	0	1	39
12	Barry Dunning Jr.	g	0-0	0-0	0-0	0	0	0	0	0	0	1	0	0	1
02	Trevon Brazile		1-5	0-2	1-2	0	0	0	2	3	1	5	0	2	25
03	Nick Smith Jr.		0-2	0-1	0-0	1	0	1	0	0	0	0	0	0	6
05	Joseph Pinion		0-0	0-0	0-0	0	1	1	0	0	0	0	0	0	2
20	Kamani Johnson		1-3	0-0	6-8	0	3	3	2	8	0	0	0	1	32
22	Makhel Mitchell		1-1	0-0	0-0	1	1	2	0	2	0	0	0	0	7
	Team					1	1	2							
Totals			27-51	3-11	17-23	10	23	33	12	74	4	15	5	8	200

FG % 1st Half: 11-26 42.3% 2nd half: 16-25 64.0% Game: 27-51 52.9% Deadball Rebounds 4,1
 3FG % 1st Half: 1-6 16.7% 2nd half: 2-5 40.0% Game: 3-11 27.3%
 FT % 1st Half: 8-10 80.0% 2nd half: 9-13 69.2% Game: 17-23 73.9%

Officials: Brian O'Connell, Owen Shortt, Joe Lindsay
 Technical fouls: Troy-None. Arkansas-None.
 Attendance: 19200

Score by periods	1st	2nd	Total
Troy	33	28	61
Arkansas	31	43	74

Last FG - TROY 2nd-00:55, ARK 2nd-00:43.
 Largest lead - TROY by 7 1st-06:06, ARK by 14 2nd-01:03.
 TROY led for 20:22. ARK led for 15:32. Game was tied for 04:06.

GAME 6		78	#9/9 ARKANSAS	26 41 11 78	74	
			#17/9 San Diego State	35 32 7 74		
Nov. 23, 2022 • Lahaina, Hawaii • Lahaina Civic Center						

Arkansas 78 • 5-1

#	Player		Total		3-Ptr		Rebounds			PF	TP	A TO Blk Stl				Min
			FG-FGA	FG-FGA	FT-FTA	Off	Def	Tot	A			TO	Blk	Stl		
13	Jordan Walsh	f	3-7	0-2	1-2	3	2	5	4	7	2	1	1	0	34	
15	Makhi Mitchell	f	0-0	0-0	2-2	0	3	3	1	2	0	0	0	1	11	
00	Anthony Black	g	3-11	0-2	9-10	1	4	5	2	15	1	4	0	1	39	
01	Ricky Council IV	g	6-19	0-3	7-11	1	2	3	3	19	4	3	0	2	41	
04	Davonte Davis	g	1-4	0-2	0-0	1	1	2	0	2	1	1	0	0	17	
02	Trevon Brazile		6-14	3-8	5-8	0	9	9	3	20	0	1	0	2	40	
11	Jalen Graham		0-0	0-0	0-0	0	0	0	0	0	0	0	0	0	2	
12	Barry Dunning Jr.		0-0	0-0	0-0	0	0	0	1	0	0	1	0	1	8	
20	Kamani Johnson		2-2	0-0	3-5	4	3	7	3	7	0	1	0	2	19	
22	Makhel Mitchell		3-3	0-0	0-0	0	3	3	3	6	0	1	2	0	14	
	Team					0	3	3								
Totals			24-60	3-17	27-38	10	30	40	20	78	8	16	3	9	225	

FG % 1st Half: 9-22 40.9% 2nd half: 11-29 37.9% OT: 4-9 44.4% Game: 24-60 40.0% Deadball Rebounds 4
 3FG % 1st Half: 0-8 0.0% 2nd half: 3-8 37.5% OT: 0-1 0.0% Game: 3-17 17.6%
 FT % 1st Half: 8-12 66.7% 2nd half: 16-22 72.7% OT: 3-4 75.0% Game: 27-38 71.1%

San Diego St. 74 • 4-2

#	Player		Total		3-Ptr	Rebounds				PF	TP	A TO Blk Stl				Min
			FG-FGA	FG-FGA	FT-FTA	Off	Def	Tot	A			TO	Blk	Stl		
00	Keshad Johnson	f	4-6	0-1	2-3	1	6	7	5	10	1	1	1	0	36	
31	Nathan Mensah	f	1-2	0-0	0-0	1	3	4	5	2	1	2	0	1	11	
05	Lamont Butler	g	3-9	0-1	3-5	0	2	2	2	9	0	3	0	1	21	
12	Darriion Trammell	g	5-13	1-4	2-2	0	2	2	0	13	2	2	0	2	34	
20	Matt Bradley	g	9-20	1-7	4-5	0	7	7	1	23	1	1	0	3	35	
02	Adam Seiko		0-1	0-1	2-2	0	2	2	1	2	1	3	0	1	16	
03	Micah Parrish		0-4	0-4	2-2	0	1	1	2	2	1	2	0	1	29	
13	Jaedon LeDee		2-4	0-0	2-2	0	1	1	3	6	0	0	0	0	14	
33	Aguek Arop		3-3	0-0	1-2	1	2	3	4	7	1	0	1	0	29	
	Team					4	1	5				1				
Totals			27-62	2-18	18-23	7	27	34	23	74	8	15	2	9	225	

GAME 9		58	UNC Greensboro	26	32	58	65	
		#9/8 ARKANSAS		21	44	65		
Dec. 6, 2022 • Fayetteville, Ark. • Bud Walton Arena								

UNC Greensboro 58 • 4-6

#	Player		Total		3-Ptr	Rebounds				PF	TP	A	TO	Blk	Stl	Min
			FG-FGA	FG-FGA	FT-FTA	Off	Def	Tot								
04	Mohammed Abdulsalam	f	2-6	0-0	1-1	3	7	10	4	5	0	0	2	1	25	
33	Bas Leyte	f	2-8	0-2	1-2	1	2	3	2	5	1	0	0	0	25	
00	Keyshaun Langley	g	3-11	1-7	2-3	1	1	2	2	9	3	1	0	3	31	
03	Kobe Langley	g	4-14	2-5	0-0	0	8	8	4	10	7	0	0	0	29	
24	Dante Treacy	g	4-12	1-3	2-3	0	5	5	2	11	1	4	0	0	32	
02	Mikeal Brown-Jones		1-4	0-1	1-2	0	2	2	4	3	1	2	0	1	18	
11	Keondre Kennedy		1-6	1-4	0-0	0	2	2	4	3	0	2	1	0	15	
12	Donovan Atwell		4-6	4-6	0-0	0	0	0	3	12	0	0	0	3	13	
15	Cortez Johnson		0-0	0-0	0-0	0	0	0	0	0	0	0	0	0	1	
20	Joryam Saizonou		0-0	0-0	0-0	0	1	1	1	0	0	0	0	0	6	
22	Jalen Breath		0-0	0-0	0-0	0	1	1	0	0	0	0	0	0	5	
Team						3	2	5								
Totals			21-67	9-28	7-11	8	31	39	26	58	13	9	3	8	200	

FG % 1st Half:	9-31	29.0%	2nd half:	12-36	33.3%	Game:	21-67	31.3%	Deadball	
3FG % 1st Half:	4-15	26.7%	2nd half:	5-13	38.5%	Game:	9-28	32.1%	Rebounds	2
FT % 1st Half:	4-7	57.1%	2nd half:	3-4	75.0%	Game:	7-11	63.6%		

Arkansas 65 • 8-1

#	Player		Total		3-Ptr	Rebounds							Min			
			FG-FGA	FG-FGA	FT-FTA	Off	Def	Tot	PF	TP	A	TO		Blk	Stl	
13	Jordan Walsh	f	0-2	0-2	0-0	0	0	0	1	0	0	1	1	0	0	8
15	Makhi Mitchell	f	4-5	0-0	5-7	0	14	14	2	13	1	0	4	2	32	
00	Anthony Black	g	4-8	2-4	1-3	1	4	5	3	11	2	1	1	0	33	
01	Ricky Council IV	g	1-7	0-3	6-6	0	3	3	3	8	2	3	0	0	37	
03	Nick Smith Jr.	g	6-14	1-5	9-11	0	4	4	1	22	3	2	1	1	39	
02	Trevon Brazile		0-3	0-1	0-0	1	1	2	0	0	0	1	2	0	9	
04	Davonte Davis		3-13	0-3	4-4	1	9	10	4	10	0	3	0	3	29	
11	Jalen Graham		0-1	0-0	0-0	1	0	1	0	0	0	1	0	0	3	
20	Kamani Johnson		0-1	0-0	1-2	1	4	5	0	1	0	0	1	0	9	
23	Derrian Ford		0-0	0-0	0-0	0	0	0	0	0	0	0	0	0	1	
Team						3	0	3								

FG % 1st Half:	9-30	30.0%	2nd half:	9-24	37.5%	Game:	18-54	33.3%	Deadball	
3FG % 1st Half:	0-8	0.0%	2nd half:	3-10	30.0%	Game:	3-18	16.7%	Rebounds	4,1
FT % 1st Half:	3-6	50.0%	2nd half:	23-27	85.2%	Game:	26-33	78.8%		

Officials: Robert Felder, Rob Rorke, Tony Greene
 Technical fouls: UNC Greensboro-None. Arkansas-None.
 Attendance: 19200

Score by periods				1st	2nd	Total				
UNC Greensboro				26	32	58				
Arkansas				21	44	65				

Last FG - UNC 2nd-00:21, ARK 2nd-01:29.
 Largest lead - UNC by 12 1st-04:54, ARK by 7 2nd-01:29.
 UNC led for 29:06. ARK led for 07:47. Game was tied for 03:07.

GAME 11		57	Bradley	25	32	57	76	
		#10/10 ARKANSAS		37	39	76		
Dec. 17, 2022 • N. Little Rock, Ark. • Simmons Bank Arena								

Bradley 57 • 7-4

#	Player		Total		3-Ptr	Rebounds					PF	TP	A	TO	Blk	Stl	Min
			FG-FGA	FG-FGA	FT-FTA	Off	Def	Tot									
14	Malevy Leons	f	2-4	0-1	7-8	6	2	8	4	11	0	4	1	4	24		
51	Rienk Mast	f	5-9	0-2	7-9	0	6	6	3	17	0	6	0	1	27		
03	Zek Montgomery		2-5	0-0	0-0	1	3	4	1	4	0	3	0	0	24		
10	Connor Hickman	g	2-6	2-5	0-0	0	4	4	4	6	0	4	0	0	30		
21	Duke Deen	g	4-9	2-5	1-2	0	4	4	3	11	4	3	0	2	29		
01	James "Pop" Weathers		1-2	0-0	0-0	0	0	0	2	2	0	0	0	1	9		
05	Christian Davis		0-2	0-1	0-0	0	0	0	0	0	0	0	0	0	3		
22	Ja'Shon Henry		1-6	0-0	2-2	1	2	3	2	4	2	2	0	0	25		
23	Ville Tahvanainen		0-1	0-1	0-0	0	2	2	1	0	0	0	0	0	14		
35	Darius Hannah		1-1	0-0	0-0	0	1	1	2	2	2	2	1	0	15		
Team						0	0	0				3					
Totals				18-45	4-15	17-21	8	24	32	22	57	8	27	2	8	200	

FG % 1st Half:	9-19	47.4%	2nd half:	9-26	34.6%	Game:	18-45	40.0%	Deadball	
3FG % 1st Half:	2-3	66.7%	2nd half:	2-12	16.7%	Game:	4-15	26.7%	Rebounds	3,1
FT % 1st Half:	5-6	83.3%	2nd half:	12-15	80.0%	Game:	17-21	81.0%		

Arkansas 76 • 10-1

#	Player		Total		3-Ptr	Rebounds			PF	TP	A	TO	Blk	Stl	Min
			FG-FGA	FG-FGA	FT-FTA	Off	Def	Tot							
13	Jordan Walsh	f	7-7	1-1	3-4	0	3	3	5	18	1	0	0	4	28
15	Makhi Mitchell	f	3-5	0-0	0-0	1	2	3	5	6	2	2	1	2	17
00	Anthony Black	g	4-7	0-1	7-11	1	2	3	1	15	4	2	2	2	38
01	Ricky Council IV	g	4-10	1-3	7-8	0	2	2	2	16	2	2	0	2	36
03	Nick Smith Jr.	g	1-8	1-4	2-2	1	0	1	1	5	0	2	0	1	21
04	Davonte Davis		3-9	1-2	0-0	3	4	7	0	7	3	1	0	5	30
05	Joseph Pinion		0-0	0-0	0-0	0	1	1	0	0	0	0	0	0	1
11	Jalen Graham		2-4	0-0	2-4	0	2	2	3	6	1	1	1	0	11
12	Barry Dunning Jr.		0-0	0-0	1-2	0	1	1	0	1	0	0	0	0	1
20	Kamani Johnson		1-1	0-0	0-0	1	1	2	2	2	0	0	1	0	12
21	Cade Arbogast		0-0	0-0	0-0	0	0	0	0	0	0	0	0	0	1
22	Makhel Mitchell		0-0	0-0	0-0	0	0	0	0	0	0	0	0	0	1
23	Derrian Ford		0-0	0-0	0-0	0	0	0	0	0	0	1	0	0	2
45	Lawson Blake		0-0	0-0	0-0	0	0	0	0	0	0	0	0	0	1
	Team					0	1	1							
Totals			25-51	4-11	22-31	7	19	26	19	76	13	11	5	16	200

FG % 1st Half:	13-28	46.4%	2nd half:	12-23	52.2%	Game:	25-51	49.0%	Deadball	
3FG % 1st Half:	2-6	33.3%	2nd half:	2-5	40.0%	Game:	4-11	36.4%	Rebounds	3
FT % 1st Half:	9-12	75.0%	2nd half:	13-19	68.4%	Game:	22-31	71.0%		

Officials: Keith Patterson, Josue Nieves, Rob Rorke
 Technical fouls: Bradley-TEAM. Arkansas-Jordan Walsh 2.
 Attendance: 16675

Score by periods				1st	2nd	Total				
Bradley				25	32	57				
Arkansas				37	39	76				

Last FG - BRAD 2nd-02:32, ARK 2nd-02:03.
 Largest lead - BRAD by 2 1st-19:30, ARK by 24 2nd-11:18.
 BRAD led for 02:43. ARK led for 36:11. Game was tied for 01:06.

GAME 10		78	#-RV Oklahoma	40	38	78	88	
		#9/9 ARKANSAS		43	45	88		
Dec. 10, 2022 • Tulsa, Okla. • BOK Center								

Oklahoma 78 • 7-3

		Total	3-Ptr		Rebounds										
##	Player	FG-FGA	FG-FGA	FT-FTA	Off	Def	Tot	PF	TP	A	TO	Blk	Stl	Min	
01	Jalen Hill	f	4-6	0-1	3-4	2	3	5	1	11	1	2	0	0	28
35	Tanner Groves	f	2-5	2-4	0-0	1	3	4	5	6	1	2	0	1	21
12	Milos Uzan	g	7-11	1-2	0-1	0	2	2	4	15	5	1	0	0	34
25	Grant Sherfield	g	8-14	3-6	4-4	1	1	2	2	23	3	4	0	3	34
34	Jacob Groves	g	3-4	1-1	0-0	0	2	2	0	7	1	1	0	0	24
04	Joe Bamisile		4-7	0-1	0-0	0	5	5	2	8	1	2	1	0	19
10	Sam Godwin		3-4	0-0	0-0	1	0	1	2	6	1	1	0	0	16
14	Bijan Cortes		1-5	0-0	0-0	0	1	1	1	2	2	2	0	1	22
22	CJ Noland		0-0	0-0	0-0	0	0	0	0	0	0	0	0	0	2
	Team					2	3	5							
Totals			32-56	7-15	7-9	7	20	27	17	78	15	15	1	5	200

GAME 13			57	#9/7 ARKANSAS	19 38	57 60	60	LSU
Dec. 28, 2022 • Baton Rouge, La. • Maravich Center								

Arkansas 57 • 11-2,0-1 SEC

#	Player		Total		3-Ptr		Rebounds			PF	TP	A	TO	Blk	Stl	Min
			FG-FGA	FG-FGA	FT-FTA	Off	Def	Tot								
13	Jordan Walsh	f	6-14	1-8	0-0	3	6	9	4	13	0	2	2	2	32	
15	Makhi Mitchell	f	3-5	0-0	2-3	2	10	12	3	8	1	1	3	0	36	
00	Anthony Black	g	3-8	0-3	1-2	4	4	8	1	7	4	2	0	1	40	
01	Ricky Council IV	g	5-19	1-5	2-5	4	2	6	1	13	0	2	0	3	40	
04	Davonte Davis	g	7-18	2-8	0-0	0	6	6	1	16	2	1	0	2	40	
05	Joseph Pinion		0-1	0-1	0-0	0	0	0	0	0	0	0	0	0	2	
11	Jalen Graham		0-0	0-0	0-0	0	1	1	2	0	0	2	0	0	3	
20	Kamani Johnson		0-0	0-0	0-0	0	0	0	2	0	0	0	0	0	7	
	Team					0	2	2								
Totals			24-65	4-25	5-10	13	31	44	14	57	7	10	5	8	200	
FG % 1st Half: 9-33			27.3%	2nd half: 15-32			46.9%	Game: 24-65			36.9%	Deadball				
3FG % 1st Half: 0-13			0.0%	2nd half: 4-12			33.3%	Game: 4-25			16.0%	Rebounds				
FT % 1st Half: 1-3			33.3%	2nd half: 4-7			57.1%	Game: 5-10			50.0%	2				

LSU 60 • 12-1,1-0 SEC

#	Player	Total		3-Ptr		Rebounds			PF	TP	A	TO	Blk	Stl	Min
		FG-FGA	FG-FGA	FT-FTA	Off	Def	Tot								
12	KJ Williams	f	3-7	2-5	0-0	1	4	5	3	8	0	2	1	2	33
20	Derek Fountain	f	5-9	0-1	4-5	4	6	10	2	14	1	2	1	2	29
01	Cam Hayes	g	2-7	0-3	0-0	0	5	5	0	4	3	0	0	1	27
03	Justice Hill	g	1-5	0-3	0-3	0	2	2	1	2	1	1	0	0	19
44	Adam Miller	g	2-9	1-3	2-2	0	4	4	1	7	2	1	0	0	29
00	Trae Hannibal		9-14	1-2	0-2	1	5	6	0	19	2	1	0	0	22
04	Kendal Coleman		0-0	0-0	0-0	0	0	0	0	0	0	0	0	0	3
05	Mwani Wilkinson		1-1	0-0	0-0	0	0	0	2	2	0	1	1	0	11
11	Justice Williams		2-4	0-0	0-0	0	0	0	1	4	0	2	0	1	12
13	Jalen Reed		0-5	0-0	0-0	1	1	2	3	0	0	0	0	0	10
34	Shawn Phillips Jr.		0-1	0-0	0-0	1	0	1	0	0	0	0	0	0	5
	Team					1	3	4							
Totals			25-62	4-17	6-12	9	30	39	13	60	9	10	3	6	200
FG % 1st Half: 10-34		29.4%	2nd half: 15-28		53.6%	Game: 25-62		40.3%	Deadball						
3FG % 1st Half: 3-11		27.3%	2nd half: 1-6		16.7%	Game: 4-17		23.5%	Rebounds						
FT % 1st Half: 1-3		33.3%	2nd half: 5-9		55.6%	Game: 6-12		50.0%	3,1						

Officials: Ron Groover,Patrick Evans,Joe Lindsay
 Technical fouls: Arkansas-None. LSU-None.
 Attendance: 10428

Score by periods	1st	2nd	Total
Arkansas	19	38	57
LSU	24	36	60

Last FG - ARK 2nd-00:21, LSU 2nd-00:32.
 Largest lead - ARK by 6 2nd-10:21, LSU by 6 1st-00:17.
 ARK led for 14:18. LSU led for 18:51. Game was tied for 06:51.

Points	In	Off	2nd	Fast	Bench
Paint	Paint	T/O	Chance	Break	
ARK	36	4	11	7	0
LSU	40	13	6	8	25

Score tied - 10 times.
 Lead changed - 7 times.

GAME 14			68	#20/21 Missouri	34 34	68 74	74	
Jan. 4, 2023 • Fayetteville, Ark. • Bud Walton Arena								

Missouri 68 • 12-2,1-1 SEC

#	Player		Total		3-Ptr	Rebounds				PF	TP	A TO Blk			Stl	Min
			FG-FA	FG-FA	FT-FTA	Off	Def	Tot	A			TO	Blk			
13	Ronnie DeGray III	f	1-4	1-4	0-0	0	1	1	3	0	0	0	0	0	6	
24	Kobe Brown	f	3-7	0-0	5-6	2	0	2	4	11	2	2	0	0	20	
02	Tre Gomillion	g	3-7	1-2	0-0	0	1	1	2	7	1	1	0	0	25	
05	D'Moi Hodge	g	2-4	0-2	2-4	1	2	3	3	6	1	1	0	3	28	
10	Nick Honor	g	3-7	2-4	4-5	0	2	2	4	12	4	0	0	2	38	
04	DeAndre Gholston		3-8	1-3	0-1	1	1	2	2	7	0	2	0	1	19	
23	Aidan Shaw		1-3	0-1	0-0	2	2	4	2	2	0	0	0	0	13	
35	Noah Carter		2-5	0-1	3-5	0	3	3	1	7	1	0	2	0	24	
55	Sean East II		6-9	1-2	0-0	2	2	4	4	13	3	3	0	1	27	
Team						1	0	1				1				
Totals				24-54	6-19	14-21	9	14	23	23	68	12	10	2	7	200
FG % 1st Half: 10-22			45.5%	2nd half: 14-32		43.8%	Game: 24-54		44.4%	Deadball						
3FG % 1st Half: 4-9			44.4%	2nd half: 2-10		20.0%	Game: 6-19		31.6%	Rebounds						
FT % 1st Half: 10-14			71.4%	2nd half: 4-7		57.1%	Game: 14-21		66.7%	3,2						

Arkansas 74 • 12-2,1-1 SEC

#	Player		Total		3-Ptr	Rebounds					PF	TP	A TO Blk Stl			Min
			FG-FGA	FG-FGA	FT-FTA	Off	Def	Tot	A	TO			Blk	Stl		
13	Jordan Walsh	f	3-6	0-2	0-0	3	4	7	4	6	2	1	0	1	27	
15	Makhi Mitchell	f	4-7	0-0	0-0	3	4	7	3	8	0	1	2	0	15	
00	Anthony Black	g	2-7	1-4	1-2	0	2	2	1	6	5	4	1	1	40	
01	Ricky Council IV	g	6-15	2-7	11-13	2	5	7	1	25	1	5	1	0	31	
04	Davonte Davis	g	5-10	0-2	0-0	1	4	5	3	10	5	5	0	3	37	
05	Joseph Pinion		4-7	3-6	2-2	1	0	1	4	13	0	0	0	1	27	
11	Jalen Graham		0-0	0-0	0-0	0	0	0	0	0	0	0	0	0	2	
20	Kamani Johnson		2-2	0-0	1-4	3	5	8	3	5	0	0	0	1	20	
22	Makhel Mitchell		0-0	0-0	1-2	0	0	0	0	1	0	0	0	0	1	
Team						2	1	3								
Totals			26-54	6-21	16-23	15	25	40	19	74	13	17	4	7	200	
FG % 1st Half: 10-28			35.7%	2nd half: 16-26		61.5%	Game: 26-54		48.1%	Deadball						
3FG % 1st Half: 2-12			16.7%	2nd half: 4-9		44.4%	Game: 6-21		28.6%	Rebounds						
FT % 1st Half: 5-10			50.0%	2nd half: 11-13		84.6%	Game: 16-23		69.6%	4						

Officials: Todd Austin,Olandis Poole,Don Daily
 Technical fouls: Missouri-None. Arkansas-None.
 Attendance: 19200

Score by periods	1st	2nd	Total
Missouri	34	34	68
Arkansas	27	47	74

Points	In	Off	2nd	Fast	Bench
Paint	Paint	T/O	Chance	Break	
MIZ	28	21	8	11	29
ARK	26	8	14	18	19

Last FG - MIZ 2nd-00:20, ARK 2nd-03:11.
 Largest lead - MIZ by 17 1st-09:31, ARK by 8 2nd-08:45.
 MIZ led for 25:13. ARK led for 14:04. Game was tied for 00:39.

Score tied - 1 time.
 Lead changed - 1 time.

GAME 15			59	#13/13 ARKANSAS	25 34	59 72	72	
Jan. 7, 2023 • Auburn, Ala. • Neville Arena								

Arkansas 59 • 12-3,1-2 SEC

#	Player		Total		3-Ptr		Rebounds			PF	TP	A	TO	Blk	Stl	Min
			FG-FGA	FG-FGA	FT-FTA	Off	Def	Tot								
13	Jordan Walsh	f	2-10	0-3	2-4	4	6	10	4	6	2	2	1	0	32	
15	Makhi Mitchell	f	3-4	0-0	0-3	1	6	7	2	6	0	1	2	0	22	
00	Anthony Black	g	5-11	0-3	13-16	3	4	7	4	23	4	4	1	1	30	
01	Ricky Council IV	g	5-15	2-6	2-2	1	1	2	1	14	1	3	1	0	37	
04	Davonte Davis	g	1-5	0-2	0-0	0	2	2	2	2	2	1	0	0	24	
05	Joseph Pinion		0-1	0-1	0-0	0	1	1	2	0	0	0	0	1	14	
11	Jalen Graham		2-6	0-0	1-5	3	3	6	2	5	0	1	0	0	12	
12	Barry Dunning Jr.		0-1	0-1	0-0	0	0	0	0	0	0	0	0	0	1	
20	Kamani Johnson		0-2	0-0	1-2	3	2	5	3	1	0	0	0	0	20	
22	Makheil Mitchell		1-1	0-0	0-0	0	2	2	1	2	0	1	0	0	7	
23	Derrian Ford		0-0	0-0	0-0	0	0	0	0	0	0	0	0	0	1	
	Team					2	1	3				1				
	Totals		19-56	2-16	19-32	17	28	45	21	59	9	14	5	4	200	
	FG % 1st Half:	8-24	33.3%	2nd half:	11-32	34.4%	Game:	19-56	33.9%						Deadball	
3FG	% 1st Half:	1-6	16.7%	2nd half:	1-10	10.0%	Game:	2-16	12.5%						Rebounds	
FT	% 1st Half:	8-17	47.1%	2nd half:	11-15	73.3%	Game:	2-19	59.4%						8.1	

GAME 17		84	#15/16 ARKANSAS	42 42	84 97	
		Vanderbilt				
Jan. 14, 2023 • Nashville, Tenn. • Memorial Gym						

Arkansas 84 • 12-5,1-4 SEC

#	Player	Total		3-Ptr		Rebounds			PF	TP	A TO Blk Stl				Min
		FG-FGA	FG-FGA	FT-FTA	FT-FTA	Off	Def	Tot			A	TO	Blk	Stl	
15	Makhi Mitchell	f	4-7	1-1	2-4	3	5	8	5	11	0	0	1	0	22
22	Makhi Mitchell	f	4-5	0-0	0-3	1	1	2	3	8	1	1	2	0	17
00	Anthony Black	g	7-15	2-4	2-4	2	4	6	3	18	3	4	1	0	39
01	Ricky Council IV	g	8-12	3-6	5-7	3	0	3	4	24	1	1	0	2	40
04	Davonte Davis	g	6-14	0-3	5-5	1	2	3	4	17	4	2	0	0	39
05	Joseph Pinion		2-2	1-1	1-1	0	0	0	1	6	0	0	0	0	9
11	Jalen Graham		0-2	0-0	0-0	0	0	0	1	0	0	1	0	1	5
12	Barry Dunning Jr.		0-0	0-0	0-0	0	0	0	0	0	0	0	0	0	1
13	Jordan Walsh		0-6	0-3	0-0	0	2	2	3	0	2	1	1	0	17
20	Kamani Johnson		0-0	0-0	0-0	1	0	1	5	0	0	0	1	0	8
23	Derrian Ford		0-0	0-0	0-0	0	0	0	1	0	0	1	0	0	3
Team						4	2	6							
Totals			31-63	7-18	15-24	15	16	31	30	84	11	11	6	3	200
FG % 1st Half: 16-29		55.2%	2nd half: 15-34		44.1%	Game: 31-63		49.2%	Deadball Rebounds						
3FG % 1st Half: 2-6		33.3%	2nd half: 5-12		41.7%	Game: 7-18		38.9%							
FT % 1st Half: 8-14		57.1%	2nd half: 7-10		70.0%	Game: 15-24		62.5%							

Vanderbilt 97 • 9-8,2-2 SEC

#	Player	Total		3-Ptr		Rebounds			PF	TP	A TO Blk Stl				Min
		FG-FGA	FG-FGA	FT-FTA	FT-FTA	Off	Def	Tot			A	TO	Blk	Stl	
01	Colin Smith	f	2-3	2-2	0-1	1	0	1	1	6	0	1	0	0	17
10	Myles Stute	f	3-8	1-4	8-8	2	5	7	2	15	3	1	1	2	32
42	Quentin Millora-Brow	f	0-2	0-0	1-2	2	3	5	2	1	0	0	0	0	12
00	Tyrin Lawrence	g	7-14	2-2	6-8	2	3	5	1	22	2	1	0	1	30
12	Trey Thomas	g	4-7	3-4	2-2	0	2	2	3	13	1	2	0	1	33
02	Noah Shelby		1-3	0-2	0-0	0	0	0	1	2	0	0	0	0	14
04	Jordan Wright		5-9	1-2	6-7	0	2	2	2	17	1	1	0	1	24
05	Ezra Manjon		1-3	0-0	1-2	1	0	1	2	3	2	1	0	0	11
21	Liam Robbins		4-5	1-2	5-5	1	2	3	5	14	1	1	3	0	19
34	Lee Dort		2-2	0-0	0-1	3	2	5	1	4	0	0	1	0	8
Team						3	4	7			1				
Totals			29-56	10-18	29-36	15	23	38	20	97	10	9	5	5	200
FG % 1st Half: 11-30		36.7%	2nd half: 18-26		69.2%	Game: 29-56		51.8%	Deadball Rebounds						
3FG % 1st Half: 4-9		44.4%	2nd half: 6-9		66.7%	Game: 10-18		55.6%							
FT % 1st Half: 8-13		61.5%	2nd half: 21-23		91.3%	Game: 29-36		80.6%							

Officials: Jason Baker,K.B. Burdett,Doug Shows

Technical fouls: Arkansas-Kamani Johnson. Vanderbilt-Ezra Manjon 2.

Attendance: 9362

Score by periods	1st	2nd	Total
Arkansas	42	42	84
Vanderbilt	34	63	97

	Points	In Paint	Off T/O	2nd Chance	Fast Break	Bench
ARK	42	15	16	5	7	6
VANDY	32	12	14	7	40	

Last FG - ARK 2nd-00:47, VANDY 2nd-01:12.

Largest lead - ARK by 10 1st-00:49, VANDY by 14 2nd-07:03.

ARK led for 14:25. VANDY led for 20:27. Game was tied for 05:08.

Score tied - 6 times.
Lead changed - 6 times.

GAME 19	<i>Ole Miss</i>	57	Ole Miss	29	28	57	69	
ESPN 2			#25/25 ARKANSAS	32	37	69		
Jan. 21, 2023 • Fayetteville, Ark. • Bud Walton Arena								

Ole Miss 57 • 9-10,1-6 SEC

#	Player	Total		3-Ptr		Rebounds			PF	TP	A TO Blk Stl				Min
		FG-FGA	FG-FGA	FT-FTA	FT-FTA	Off	Def	Tot			A	TO	Blk	Stl	
00	Jayveous McKinnis	f	5-6	0-0	0-2	1	5	6	1	10	1	1	1	0	28
04	Jaemyn Brakefield	f	3-4	2-2	0-0	1	0	1	1	8	1	1	0	0	29
01	Amaree Abram	g	2-8	0-3	0-0	0	4	4	3	4	3	4	1	2	23
05	James White	g	2-6	0-1	0-0	0	3	3	1	4	3	4	0	1	22
11	Matthew Murrell	g	1-5	0-1	1-2	0	0	0	2	3	0	4	0	0	24
03	Myles Burns		3-8	0-1	2-2	2	5	7	1	8	1	0	0	2	23
10	Theo Akwuba		0-0	0-0	0-0	0	0	0	1	0	0	0	1	0	3
14	Tye Fagan		2-4	1-2	0-0	0	2	2	2	5	0	0	1	0	10
21	Robert Allen		2-2	0-0	1-2	0	1	1	2	5	1	1	1	0	12
24	Daeshun Ruffin		3-9	2-3	2-5	0	1	1	1	10	2	1	0	0	20
33	Josh Mballa		0-0	0-0	0-0	0	0	0	2	0	0	1	1	0	6
Team						3	2	5							
Totals			23-52	5-13	6-13	7	23	30	17	57	12	17	6	6	200
FG % 1st Half: 12-23		52.2%	2nd half: 11-29		37.9%	Game: 23-52		44.2%	Deadball Rebounds						
3FG % 1st Half: 1-2		50.0%	2nd half: 4-11		36.4%	Game: 5-13		38.5%							
FT % 1st Half: 4-6		66.7%	2nd half: 2-7		28.6%	Game: 6-13		46.2%							

Arkansas 69 • 13-6,2-5 SEC

#	Player	Total		3-Ptr		Rebounds			PF	TP	A TO Blk Stl				Min
		FG-FGA	FG-FGA	FT-FTA	FT-FTA	Off	Def	Tot			A	TO	Blk	Stl	
13	Jordan Walsh	f	5-9	2-4	1-3	1	6	7	1	13	0	3	0	1	40
20	Kamani Johnson	f	0-1	0-0	0-0	0	0	0	2	0	0	0	0	0	3
00	Anthony Black	g	7-17	0-1	3-6	1	2	3	3	17	8	2	0	5	37
01	Ricky Council IV	g	1-6	0-3	0-0	0	1	1	0	2	0	3	0	1	19
04	Davonte Davis	g	6-11	3-5	1-2	1	4	5	4	16	4	3	0	1	34
05	Joseph Pinion		5-10	3-6	0-0	1	4	5	0	13	0	0	1	1	21
12	Barry Dunning Jr.		0-0	0-0	0-0	0	0	0	0	0	0	0	0	0	2
15	Makhi Mitchell		1-1	0-0	2-2	0	2	2	2	4	1	0	1	1	16
22	Makhi Mitchell		1-1	0-0	2-4	2	3	5	3	4	1	0	2	2	21
23	Derrian Ford		0-1	0-1	0-0	0	0	0	1	0	0	0	0	0	7
Team						2	1	3							
Totals			26-57	8-20	9-17	8	23	31	16	69	14	11	4	12	200
FG % 1st Half: 13-30		43.3%	2nd half: 13-27		48.1%	Game: 26-57		45.6%	Deadball Rebounds						
3FG % 1st Half: 3-11		27.3%	2nd half: 5-9		55.6%	Game: 8-20		40.0%							
FT % 1st Half: 3-8		37.5%	2nd half: 6-9		66.7%	Game: 9-17		52.9%							

Officials: Patrick Evans,Mike Nance,Don Daily

Technical fouls: Ole Miss-None. Arkansas-None.

Attendance: 19200

Score by periods	1st	2nd	Total
Ole Miss	29	28	57
Arkansas	32	37	69

	Points	In Paint	Off T/O	2nd Chance	Fast Break	Bench
OM	28	6	15	7	12	28
ARK	36	15	7	7	21	

Last FG - OM 2nd-00:59, ARK 2nd-00:06.

Largest lead - OM by 5 1st-13:37, ARK by 21 2nd-06:16.

OM led for 12:42. ARK led for 24:39. Game was tied for 02:39.

Score tied - 4 times.
Lead changed - 9 times.

<div>GAME 18</div> <div>SECESPN NETWORK</div>		<div>76</div> <div>#25/25 ARKANSAS</div> <div>Missouri</div>	<div>35 41</div> <div>34 45</div>	<div>76 79</div>	
Jan. 18, 2023 • Columbia, Mo. • Mizzou Arena					

Arkansas 76 • 12-6,1-5 SEC

#	Player	Total		3-Ptr
---	--------	-------	--	-------

GAME 21			64 RV/-- ARKANSAS #17/17 Baylor	33 31 27 40	64 67 67	
SEC/Big 12 Challenge • Jan. 28, 2023 • Waco, Texas • Farrell Center						

Arkansas 64 • 14-7

#	Player	Total		3-Ptr		Rebounds			PF	TP	A TO Blk Stl					Min
		FG-FGA	FG-FGA	FT-FTA	Off Def Tot	PF	TP	A TO Blk Stl								
13	Jordan Walsh	f	2-4	0-0	0-0	0	1	1	5	4	0	1	2	1	1	18
15	Makhi Mitchell	f	2-2	0-0	0-0	1	3	4	5	4	1	1	1	0	0	16
00	Anthony Black	g	3-7	0-2	1-1	1	5	6	0	7	3	2	0	1	36	9
01	Ricky Council IV	g	10-17	2-4	3-3	1	0	1	2	25	2	1	0	0	39	3
04	Davonte Davis	g	6-13	2-7	2-3	1	1	2	2	16	4	5	0	0	0	37
05	Joseph Pinion		0-1	0-1	0-0	1	0	1	0	0	0	0	0	0	3	3
11	Jalen Graham		2-6	0-0	0-4	3	6	9	4	4	4	3	0	2	24	2
12	Barry Dunning Jr.		0-0	0-0	0-0	0	0	0	0	0	0	0	0	0	0	0
20	Kamani Johnson		0-0	0-0	0-0	0	1	1	1	0	0	0	0	0	3	3
22	Makhi Mitchell		2-3	0-0	0-0	2	5	7	4	4	2	1	3	0	24	2
Team						0	3	3			1					
Totals			27-53	4-14	6-11	10	25	35	23	64	16	15	6	4	200	

FG % 1st Half: 14-23 60.9%	2nd half: 13-30 43.3%	Game: 27-53 50.9%	Deadball Rebounds 1
3FG % 1st Half: 2-6 33.3%	2nd half: 2-8 25.0%	Game: 4-14 28.6%	
FT % 1st Half: 3-7 42.9%	2nd half: 3-4 75.0%	Game: 6-11 54.5%	

Baylor 67 • 16-5

#	Player	Total		3-Ptr		Rebounds			PF	TP	A TO Blk Stl					Min
		FG-FGA	FG-FGA	FT-FTA	Off Def Tot	PF	TP	A TO Blk Stl								
00	Flo Thamba	f	0-0	0-0	3-4	2	4	6	2	3	0	0	1	1	26	2
11	Jalen Bridges	f	3-5	1-1	3-4	5	2	7	3	10	0	0	0	2	26	2
01	Keyonte George	g	8-20	2-5	6-6	0	3	3	24	3	3	0	0	1	33	3
04	LJ Cryer	g	6-13	2-4	6-6	1	1	2	2	20	1	2	0	0	36	3
10	Adam Flagler	g	1-11	0-3	3-4	0	3	3	2	5	0	1	0	1	34	3
03	Dale Bonner		0-1	0-1	0-0	0	0	0	1	0	0	0	0	0	1	1
13	Langston Love		1-6	1-3	0-0	1	0	1	3	0	0	0	0	0	19	1
15	Josh Ojiamwuna		0-0	0-0	0-0	0	3	3	1	0	1	2	0	2	15	1
33	Caleb Lohner		1-3	0-1	0-0	2	2	4	2	2	0	0	0	0	10	1
Team						4	2	6								
Totals			20-59	6-18	21-24	15	20	35	19	67	5	8	1	7	200	

FG % 1st Half: 8-33 24.2%	2nd half: 12-26 46.2%	Game: 20-59 33.9%	Deadball Rebounds 2
3FG % 1st Half: 3-12 25.0%	2nd half: 3-6 50.0%	Game: 6-18 33.3%	
FT % 1st Half: 8-9 88.9%	2nd half: 13-15 86.7%	Game: 21-24 87.5%	

Officials: Darron George,Keith Kimble,Kipp Kissingner
Technical fouls: Arkansas-TEAM. Baylor-None.
Attendance: 10627

Score by periods	1st	2nd	Total
Arkansas	33	31	64
Baylor	27	40	67

Points	In Paint	Off T/O	2nd Chance	Fast Break	Bench
ARK	34	8	5	5	8
BAYLOR	22	13	12	10	5

Last FG - ARK 2nd-00:04, BAYLOR 2nd-01:21.
Largest lead - ARK by 8 2nd-19:33, BAYLOR by 11 1st-10:36.
ARK led for 14:57. BAYLOR led for 22:23. Game was tied for 02:40.

Score tied - 4 times.
Lead changed - 6 times.

GAME 23			65 RV/-- ARKANSAS South Carolina	36 29 27 36	65 63 63	
Feb. 4, 2023 • Columbia, S.C. • Colonial Life Arena						

Arkansas 65 • 16-7,5-5 SEC

#	Player	Total		3-Ptr		Rebounds			PF	TP	A TO Blk Stl					Min
		FG-FGA	FG-FGA	FT-FTA	Off Def Tot	PF	TP	A TO Blk Stl								
15	Makhi Mitchell	f	1-2	0-0	0-0	1	1	2	0	2	0	0	0	0	1	5
22	Makhi Mitchell	f	2-5	0-0	1-2	1	3	4	2	5	0	0	1	0	19	9
00	Anthony Black	g	4-10	0-1	5-7	1	5	6	3	13	4	2	2	1	40	4
01	Ricky Council IV	g	4-10	0-3	2-2	0	3	3	2	10	3	2	0	0	40	4
04	Davonte Davis	g	5-12	4-10	1-2	0	4	4	3	15	2	3	0	2	40	4
11	Jalen Graham		8-10	0-0	0-0	1	1	2	2	16	1	3	0	0	22	2
13	Jordan Walsh		2-6	0-1	0-0	6	4	10	2	4	1	1	1	0	33	3
20	Kamani Johnson		0-0	0-0	0-0	0	0	0	0	0	0	0	1	0	1	1
Team						0	1	1								
Totals			26-55	4-15	9-13	10	22	32	14	65	11	11	5	3	200	

FG % 1st Half: 15-26 57.7%	2nd half: 11-29 37.9%	Game: 26-55 47.3%	Deadball Rebounds 1
3FG % 1st Half: 2-5 40.0%	2nd half: 2-10 20.0%	Game: 4-15 26.7%	
FT % 1st Half: 4-5 80.0%	2nd half: 5-8 62.5%	Game: 9-13 69.2%	

South Carolina 63 • 8-15,1-9 SEC

#	Player	Total		3-Ptr		Rebounds			PF	TP	A TO Blk Stl					Min
		FG-FGA	FG-FGA	FT-FTA	Off Def Tot	PF	TP	A TO Blk Stl								
10	Hayden Brown	f	4-13	0-3	2-4	3	1	4	3	10	1	2	0	4	34	4
23	Gregory "GG" Jackson	f	3-8	2-3	1-2	0	7	7	2	9	0	3	1	0	33	3
33	Josh Gray	c	9-14	0-1	2-4	7	7	14	2	20	1	0	1	0	27	7
02	Chico Carter, Jr.	g	0-3	0-1	0-0	0	0	0	0	0	4	3	0	0	18	1
05	Meechie Johnson	g	6-13	5-8	3-4	0	3	3	3	20	4	0	0	1	33	3
01	Jacobi Wright		2-5	0-1	0-0	0	1	1	2	4	0	0	0	0	27	2
12	Zachary Davis		0-2	0-2	0-0	0	0	0	1	0	2	1	0	1	13	1
30	Daniel Hankins-Sanfo		0-0	0-0	0-0	0	0	0	0	0	0	0	0	0	2	2
31	Benjamin Bosmans-Ver		0-0	0-0	0-0	2	2	4	0	0	0	1	1	0	13	1
Team						1	0	1								
Totals			24-58	7-19	8-14	13	21	34	13	63	12	10	3	6	200	

FG % 1st Half: 10-30 33.3%	2nd half: 14-28 50.0%	Game: 24-58 41.4%	Deadball Rebounds 5,1
3FG % 1st Half: 2-8 25.0%	2nd half: 5-11 45.5%	Game: 7-19 36.8%	
FT % 1st Half: 5-8 62.5%	2nd half: 3-6 50.0%	Game: 8-14 57.1%	

Officials: Lucas Santos,Wil Howard,Mike Nance
Technical fouls: Arkansas-None. South Carolina-None.
Attendance: 11558

Score by periods	1st	2nd	Total
Arkansas	36	29	65
South Carolina	27	36	63

Last FG - ARK 2nd-01:21, USC 2nd-01:40.
Largest lead - ARK by 13 2nd-17:42, USC by 1 1st-16:55.
ARK led for 34:10. USC led for 04:02. Game was tied for 01:48.

Score tied - 3 times.
Lead changed - 12 times.

GAME 22			70 RV/RV Texas A&M RV/-- ARKANSAS	34 36 42 39	70 81 81	
Jan. 31, 2023 • Fayetteville, Ark. • Bud Walton Arena						

Texas A&M 70 • 15-7,7-2 SEC

#	Player	Total		3-Ptr		Rebounds			PF	TP	A TO Blk Stl					Min
		FG-FGA	FG-FGA	FT-FTA	Off Def Tot	PF	TP	A TO Blk Stl								
15	Henry Coleman III	f	7-17	0-0	4-5	7	8	15	4	18	1	2	0	4	35	5
34	Julius Marble	f	3-9	0-0	2-6	4	3	7	4	8	1	0	2	1	22	2
00	Dexter Dennis	g	4-7	0-0	1-3	1	4	5	2	9	1	0	0	2	31	3
04	Wade Taylor IV	g	6-19	2-7	4-4	0	1	1	4	18	2	2	0	1	34	4
23	Tyrece Radford	g	6-19	2-4	3-6	6	1	7	3	17	6	1	0	0	36	6
02	Hayden Hefner		0-0	0-0	0-0	0	0	0	0	0	1	0	0	0	7	7
11	Andersson Garcia		0-1	0-0	0-0	2	0	2	5	0	0	2	0	2	16	2
13	Solomon Washington		0-3	0-1	0-0	0	0	0	0	0	0	0	0	0	4	4
20	Andre Gordon		0-1	0-0	0-0	0	2	2	1	0	0	1	0	0	15	1
Team						4	3	7								
Totals			26-76	4-12	14-24	24	22	46	23	70	12	8	2	10	200	

FG % 1st Half: 13-38 34.2%	2nd half: 13-38 34.2%	Game: 26-76 34.2%	Deadball Rebounds 8
3FG % 1st Half: 1-4 25.0%	2nd half: 3-8 37.5%	Game: 4-12 33.3%	
FT % 1st Half: 7-12 58.3%	2nd half: 7-12 58.3%	Game: 14-24 58.3%	

Arkansas 81 • 15-7,4-5 SEC

#	Player		Total		3-Ptr	Rebounds							Min		
			FG-FGA	FG-FGA	FT-FTA	Off	Def	Tot	PF	TP	A	TO		Blk	Stl
15	Makhi Mitchell	f	3-5	0-0	0-0	1	4	5	3	6	0	0	3	1	15
22	Makhel Mitchell	f	4-8	0-0	1-3	5	8	13	4	9	0	0	7	1	32
00	Anthony Black	g	2-4	0-1	7-9	1	4	5	3	11	7	4	0	2	38
01	Ricky Council IV	g	6-16	1-7	6-8	1	5	6	3	19	4	4	1	1	39
04	Davonte Davis	g	7-13	4-8	1-2	0	1	1	1	19	4	4	0	1	37
11	Jalen Graham		2-2	0-0	1-2	0	0	0	2	5	0	2	2	0	12
13	Jordan Walsh		4-8	1-2	3-4	3	4	7	3	12	1	2	0	1	27
	Team					2	1	3			1				
Totals			28-56	6-18	19-28	13	27	40	19	81	16	17	13	7	200

GAME 25		70	Mississippi State	34	36	70	64	
			#RV/- ARKANSAS	25	39	64		
Feb. 11, 2023 • Fayetteville, Ark. • Bud Walton Arena								

Mississippi St. 70 • 17-8,5-7 SEC

#	Player		Total		3-Ptr	Rebounds			PF	TP	A	TO	Blk	Stl	Min
			FG-FGA	FG-FGA	FT-FTA	Off	Def	Tot							
00	D.J. Jeffries	f	2-6	0-1	0-0	0	4	4	0	4	2	1	0	0	34
01	Tolu Smith	f	4-11	0-0	3-8	4	4	8	3	11	3	2	0	1	28
04	Cameron Matthews	f	3-6	0-1	4-5	4	2	6	4	10	0	1	0	2	25
03	Shakeel Moore	g	5-11	2-2	0-0	0	5	5	1	12	5	5	1	0	35
10	Dashawn Davis	g	6-11	2-3	3-3	0	0	0	2	17	2	0	0	0	26
11	Eric Reed, Jr.		1-1	1-1	0-0	1	0	1	3	3	1	0	0	0	13
13	Will McNair Jr.		3-5	0-0	0-0	1	3	4	3	6	1	0	0	0	12
14	Tyler Stevenson		1-2	0-0	0-0	0	0	0	2	2	0	0	0	1	11
30	Shawn Jones, Jr.		2-4	1-2	0-0	0	3	3	3	5	1	1	1	1	16
	Team					1	2	3					2		
Totals			27-57	6-10	10-16	11	23	34	21	70	15	12	2	5	200

FG % 1st Half:	14-27	51.9%	2nd half:	13-30	43.3%	Game:	27-57	47.4%	Deadball
3FG % 1st Half:	4-7	57.1%	2nd half:	2-3	66.7%	Game:	6-10	60.0%	Rebounds
FT % 1st Half:	2-3	66.7%	2nd half:	8-13	61.5%	Game:	10-16	62.5%	1,1

Arkansas 64 • 17-8,6-6 SEC

#	Player		Total		3-Ptr	Rebounds			PF	TP	A	TO	Blk	Stl	Min
			FG-FGA	FG-FGA	FG-FTA	Off	Def	Tot							
15	Makhi Mitchell	f	3-3	0-0	0-1	1	3	4	5	6	0	0	1	0	11
22	Makhel Mitchell	f	3-3	0-0	0-2	0	6	6	2	6	0	2	3	1	30
00	Anthony Black	g	8-13	2-5	5-6	1	4	5	3	23	5	4	1	3	39
01	Ricky Council IV	g	1-6	0-2	11-13	2	4	6	2	13	3	1	1	0	37
04	Davonte Davis	g	2-12	1-5	2-2	2	4	6	4	7	2	3	0	2	37
03	Nick Smith Jr.		2-7	1-4	0-1	0	1	1	0	5	1	0	0	0	17
11	Jalen Graham		1-1	0-0	0-1	0	1	1	0	2	0	2	0	0	6
13	Jordan Walsh		1-3	0-2	0-0	1	0	1	0	2	1	0	1	2	23
	Team					0	0	0				1			
Totals			21-48	4-18	18-26	7	23	30	16	64	12	13	7	8	200

FG % 1st Half:	9-26	34.6%	2nd half:	12-22	54.5%	Game:	21-48	43.8%	Deadball
3FG % 1st Half:	2-11	18.2%	2nd half:	2-7	28.6%	Game:	4-18	22.2%	Rebounds
FT % 1st Half:	5-8	62.5%	2nd half:	13-18	72.2%	Game:	18-26	69.2%	3,2

Officials: Anthony Jordan,Todd Austin,Don Daily
 Technical fouls: Mississippi St.-Dashawn Davis. Arkansas-None.
 Attendance: 19200

Score by periods				1st	2nd	Total							
Mississippi St.				34	36	70							
Arkansas				25	39	64							

Points	In	Off	2nd	Fast	Bench
MSU	36	16	11	13	16
ARK	28	9	8	18	9

Last FG - MSU 2nd-00:26, ARK 2nd-00:13.
 Largest lead - MSU by 16 2nd-15:56, ARK by 5 1st-19:05.
 MSU led for 35:05. ARK led for 03:18. Game was tied for 01:37.

Score tied - 4 times.
 Lead changed - 5 times.

GAME 27		65	Florida	31	34	65	84	
			#RV/- ARKANSAS	37	47	84		
Feb. 18, 2023 • Fayetteville, Ark. • Bud Walton Arena								

Florida 65 • 14-13,7-7 SEC

#	Player		Total		3-Ptr	Rebounds			PF	TP	A	TO	Blk	Stl	Min	
			FG-FGA	FG-FGA		FT-FTA	Off	Def								Tot
33	Jason Jitoboh	c	2-5	0-0	0-0	1	1	2	2	4	0	2	0	0	24	
00	Myreon Jones		0-3	0-1	2-3	1	1	2	3	2	2	2	0	0	23	
05	Will Richard	g	3-5	0-1	4-4	1	2	3	4	10	0	0	0	2	25	
11	Kyle Lofton		3-12	1-5	0-0	0	2	2	1	7	4	0	0	1	33	
24	Riley Kugel	g	5-12	1-6	6-7	1	1	2	3	17	1	2	0	0	30	
01	CJ Felder		0-0	0-0	0-0	0	0	0	1	0	0	0	0	0	3	
02	Trey Bonham		0-0	0-0	0-0	0	0	0	0	0	1	2	0	1	2	
03	Alex Fudge		3-4	0-1	0-2	0	1	1	0	6	0	0	1	1	17	
04	Niels Lane		1-3	0-0	0-0	1	2	3	1	2	0	0	0	0	4	
10	Denzel Aberdeen		0-1	0-1	0-0	0	0	0	0	0	0	0	0	0	2	
13	Aleks Szymczyk		3-7	2-5	0-0	1	5	6	0	8	1	2	1	4	20	
14	Kowacie Reeves		2-7	0-1	5-5	0	1	1	1	9	0	1	0	0	17	
Team						2	1	3				1				
Totals				22-59	4-21	17-21	8	17	25	16	65	9	12	2	9	200

FG % 1st Half:	9-30	30.0%	2nd half:	13-29	44.8%	Game:	22-59	37.3%	Deadball
3FG % 1st Half:	1-11	9.1%	2nd half:	3-10	30.0%	Game:	4-21	19.0%	Rebounds
FT % 1st Half:	12-16	75.0%	2nd half:	5-5	100.0	Game:	17-21	81.0%	1

Arkansas 84 • 18-9,7-7 SEC

#	Player		Total		3-Ptr	Rebounds			PF	TP	A	TO	Blk	Stl	Min	
			FG-FGA	FG-FGA	FG-FTA	Off	Def	Tot								
13	Jordan Walsh	f	2-4	1-1	0-0	1	1	2	1	5	0	1	0	0	13	
15	Makhi Mitchell	f	5-7	0-0	0-0	2	8	10	1	10	1	1	2	1	20	
00	Anthony Black	g	3-6	1-1	7-8	0	5	5	1	14	3	4	0	3	35	
03	Nick Smith Jr.	g	4-12	0-4	2-2	0	1	1	1	10	1	2	0	2	32	
04	Davonte Davis	g	0-1	0-1	0-0	0	1	1	3	0	1	1	0	2	22	
01	Ricky Council IV		6-10	0-1	3-4	0	7	7	1	15	1	2	0	0	32	
05	Joseph Pinion		0-1	0-1	0-0	0	0	0	0	0	0	0	0	0	1	
11	Jalen Graham		12-15	0-1	2-3	3	4	7	2	26	1	2	2	0	27	
12	Barry Dunning Jr.		0-0	0-0	0-0	0	0	0	0	0	0	0	0	0	1	
21	Cade Arbogast		0-0	0-0	0-0	0	0	0	0	0	0	0	0	0	1	
22	Makhel Mitchell		2-2	0-0	0-0	2	2	4	2	4	0	0	2	0	13	
23	Derrian Ford		0-0	0-0	0-0	0	0	0	0	0	0	0	0	0	2	
45	Lawson Blake		0-1	0-0	0-0	0	0	0	0	0	0	0	0	0	1	
Team						1	2	3								
Totals				34-59	2-10	14-17	9	31	40	12	84	8	13	6	8	200

FG % 1st Half:	15-27	55.6%	2nd half:	19-32	59.4%	Game:	34-59	57.6%	Deadball
3FG % 1st Half:	0-5	0.0%	2nd half:	2-5	40.0%	Game:	2-10	20.0%	Rebounds
FT % 1st Half:	7-8	87.5%	2nd half:	7-9	77.8%	Game:	14-17	82.4%	2,1

Officials: Wil Howard,Mike Nance,Doug Shows
 Technical fouls: Florida-None. Arkansas-None.
 Attendance: 19200

Score by periods				1st	2nd	Total							
Florida				31	34	65							
Arkansas				37	47	84							

Points	In	Off	2nd	Fast	Bench
UF	36	12	6	8	25
ARK	52	17	15	14	45

Last FG - UF 2nd-00:12, ARK 2nd-02:29.
 Largest lead - UF by 5 1st-13:00, ARK by 25 2nd-11:18.
 UF led for 06:48. ARK led for 28:22. Game was tied for 04:50.

Score tied - 4 times.
 Lead changed - 2 times.

GAME 26		56	RV/- ARKANSAS	33	23	56	62	
			RV/25 Texas A&M	24	36	62		
Feb. 15, 2023 • Bryan-College Station, Texas • Reed Arena								

Arkansas 56 • 17-9,6-7 SEC

#	Player		Total		3-Ptr	Rebounds			PF	TP	A	TO	Blk	Stl	Min
			FG-FGA	FG-FGA		FT-FTA	Off	Def							
15	Makhi Mitchell	f	4-4	0-0	3-4	3	6	9	3	11	1	0	2	0	26
22	Makhel Mitchell	f	2-4	0-0	0-1	0	4	4	5	4	0	2	4	0	19
00	Anthony Black	g	3-8	1-2	2-3	0	3	3	4	9	8	3	0	2	38
01	Ricky Council IV	g	3-12	0-3	0-1	0	5	5	1	6	4	2	0	0	36
04	Davonte Davis	g	5-13	4-10	0-3	0	3	3	2	14	3	2	0	2	39
03	Nick Smith Jr.		0-1	0-0	0-0	0	0	0	0	0	0	2	0	0	4
11	Jalen Graham		2-2	0-0	0-0	0	0	0	1	4	0	0	0	0	5
20	Kamani Johnson		0-0	0-0	0-0	0	0	0	2	0	0	0	0	0	3
55	Jordan Walsh		3-6	0-1	2-2	1	4	5	5	8	1	1	0	0	30
	Team					1	3	4				1			
Totals			22-50	5-16	7-14	5	28	33	23	56	17	13	6	4	200