

2022-23 SCHEDULE / RESULTS

| ARK BANK APPROACH | DATE | DAY | OPPONENT | TV | TIME (CT) / RESULT |
|-------------------|-------|-----|--------------------|------|--------------------|
| | 10/10 | Mon | NORTH DAKOTA STATE | SEC+ | W 76 58 |
| | 10/10 | Fri | FORDHAM | SEC+ | W 74 48 |
| | 9/10 | Wed | SOUTH DAKOTA STATE | SEC+ | W 71 56 |

MAUI JIM MAUI INVITATIONAL

| | | | | | |
|-------|-------|------|--------------------------|------------|---------|
| 9/9 | 11/21 | Mon | vs Louisville | ESPN2 | W 80 54 |
| 9/9 | 11/22 | Tues | 10/8 vs Creighton | ESPN | L 87 90 |
| 9/9 | 11/23 | Wed | 17/19 vs San Diego State | ESPN2 (OT) | W 78 74 |
| 11/11 | 11/28 | Mon | TROY | SEC | W 74 61 |
| 11/11 | 12/03 | Sat | SAN JOSE STATE | SEC | W 99 58 |
| 9/8 | 12/06 | Tues | UNC GREENSBORO | SEC | W 65 58 |

CRIMSON & CARDINAL CLASSIC

| | | | | | |
|-------|-------|-----|---------------|-------|---------|
| 9/8 | 12/10 | Sat | vs Oklahoma | ESPN2 | W 88 78 |
| 10/10 | 12/17 | Sat | vs Bradley | -- | W 76 57 |
| 10/8 | 12/21 | Wed | UNC ASHEVILLE | SEC | W 85 51 |
| 9/7 | 12/28 | Wed | at LSU * | ESPN2 | L 57 60 |

| | | | | | |
|-------|-------|-----|-------------------|-------|---------|
| 13/13 | 01/04 | Wed | 20/21 MISSOURI * | SEC | W 74 68 |
| 13/13 | 01/07 | Sat | 22/20 at Auburn * | SEC | L 59 72 |
| 15/16 | 01/11 | Wed | 4/4 ALABAMA * | ESPN2 | L 69 84 |
| 15/16 | 01/14 | Sat | at Vanderbilt * | ESPNU | L 84 97 |

| | | | | | |
|-------|-------|------|---------------------|-------|---------|
| 25/25 | 01/18 | Wed | RV/RV at Missouri * | SEC | L 76 79 |
| 25/25 | 01/21 | Sat | OLE MISS * | ESPN2 | W 67 57 |
| RV/-- | 01/24 | Tues | LSU * | ESPN2 | W 60 40 |

SEC/BIG 12 CHALLENGE

| | | | | | |
|-------|-------|------|---------------------|-------|---------|
| RV/-- | 01/28 | Sat | 17/17 at Baylor | ESPN | L 64 67 |
| RV/-- | 01/31 | Tues | RV/RV TEXAS A&M * | ESPN2 | W 81 70 |
| RV/-- | 02/04 | Sat | at South Carolina * | SEC | W 65 63 |

| | | | | | |
|-------|-------|------|----------------------|-------|---------|
| RV/-- | 02/07 | Tues | RV/RV at Kentucky * | ESPN | W 88 73 |
| RV/-- | 02/11 | Sat | MISSISSIPPI STATE * | ESPNU | L 64 70 |
| RV/-- | 02/15 | Wed | RV/25 at Texas A&M * | ESPN2 | L 56 62 |

| | | | | | |
|-------|-------|------|------------------|-------|---------|
| RV/-- | 02/18 | Sat | FLORIDA * | ESPN2 | W 84 65 |
| RV/-- | 02/21 | Tues | GEORGIA * | SEC | W 97 65 |
| RV/-- | 02/25 | Sat | 2/2 at Alabama * | ESPN2 | 1:00 pm |

| | | | | |
|-------|------|----------------|-------|---------|
| 02/28 | Tues | at Tennessee * | ESPN2 | 8:00 pm |
| 03/04 | Sat | KENTUCKY * | CBS | 1:00 pm |

| | | |
|----------|-----|-----|
| 03/08-12 | TBD | TBD |
| 03/16-19 | TBD | TBD |

| | | |
|----------|-----|-----|
| 03/23-26 | TBD | TBD |
| 04/01-03 | TBD | TBD |

| | | |
|----------|-----|-----|
| 03/08-12 | TBD | TBD |
| 03/16-19 | TBD | TBD |

| | | |
|----------|-----|-----|
| 03/23-26 | TBD | TBD |
| 04/01-03 | TBD | TBD |

| | | |
|----------|-----|-----|
| 03/23-26 | TBD | TBD |
| 04/01-03 | TBD | TBD |

| | | |
|----------|-----|-----|
| 03/23-26 | TBD | TBD |
| 04/01-03 | TBD | TBD |

| | | |
|----------|-----|-----|
| 03/23-26 | TBD | TBD |
| 04/01-03 | TBD | TBD |

| | | |
|----------|-----|-----|
| 03/23-26 | TBD | TBD |
| 04/01-03 | TBD | TBD |

| | | |
|----------|-----|-----|
| 03/23-26 | TBD | TBD |
| 04/01-03 | TBD | TBD |

| | | |
|----------|-----|-----|
| 03/23-26 | TBD | TBD |
| 04/01-03 | TBD | TBD |

| | | |
|----------|-----|-----|
| 03/23-26 | TBD | TBD |
| 04/01-03 | TBD | TBD |



ARKANSAS RAZORBACKS

GAME 29: ARKANSAS RAZORBACKS AT ALABAMA CRIMSON TIDE

FEB. 25, 2023 • SATURDAY • 1:00 PM (CT) • TUSCALOOSA, ALA. • COLEMAN COLISEUM (13,474)



www.ArkansasRazorbacks.com



RV/-- ARKANSAS RAZORBACKS

OVERALL SEC 19-9 8-7

Eric Musselman (San Diego '87)
at UA: 92-37 (4th yr)

Collegiate: 202-71 (8th yr)



#2/2 ALABAMA CRIMSON TIDE

OVERALL SEC 24-4 14-1

Nate Oates (Maranatha Baptist '98)
at Bama: 85-40 (4th yr)

Career: 181-83 (9th yr)

- GAME COVERAGE -

TV: ESPN2

Tom Hart (PXP) || Jimmy Dykes (Analyst)

RADIO: LEARFIELD RAZORBACK SPORTS NETWORK

Chuck Barrett (PXP) || Matt Zimmerman (Analyst)

SATELLITE RADIO:

Sirius: 386 || XM: 386 || || SXM App: App/Online Channel 976

ONLINE:

LIVE STATS: Arkansas Live Stats

STREAMING VIDEO: Watch ESPN



Versus Alabama

- This will be the 68th meeting between Arkansas and Alabama. All but 10 have come since Arkansas joined the SEC.
- The Razorbacks own a 36-31 advantage in the series, including a slight 29-28 margin in SEC meetings.
- The home team has dominated the series. Arkansas is 20-7 versus Alabama in Fayetteville but the Crimson Tide is 22-8 in games played in Tuscaloosa.
- Alabama has won three of the last four but Arkansas has won 8 of the last 12.
- Earlier this year, then #4 Alabama pulled away late to defeat then #15 Arkansas, 84-69. Arkansas was down two, 65-63, after a Jalen Graham basket with 4:54 left before Alabama went on a 13-0 run. The game was tied at 36 at halftime. In the second half, Bama drained 7-of-10 from 3-point range and was 14-of-17 at the free throw line. On the other end, Arkansas was 2-of-7 from deep and 4-of-5 at the line.

Teams in the NCAA Top 50 for FG% & FG% Def

- There are 12 teams in the NCAA that rank among the NCAA top 50 in both FG% and FG% Defense. Arkansas, Arizona, Houston, Indiana and Memphis are the only school's on the list from conferences that are among the NCAA NET top 10.

| | | |
|---------------|----------------|--------------------|
| Arizona | #7 FG% (.491) | #28 FG% Def (.405) |
| ARKANSAS | #15 FG% (.486) | #42 FG% Def (.409) |
| Dayton | #46 FG% (.471) | #7 FG% Def (.388) |
| Hofstra | #33 FG% (.478) | #30 FG% Def (.405) |
| Houston | #43 FG% (.472) | #2 FG% Def (.359) |
| Indiana | #6 FG% (.492) | #48 FG% Def (.410) |
| Memphis | #21 FG% (.482) | #25 FG% Def (.403) |
| Norfolk State | #29 FG% (.479) | #41 FG% Def (.409) |
| Sam Houston | #47 FG% (.470) | #14 FG% Def (.396) |
| UC Irvine | #40 FG% (.473) | #13 FG% Def (.394) |
| UMass Lowell | #25 FG% (.480) | #33 FG% Def (.406) |
| Yale | #32 FG% (.478) | #15 FG% Def (.396) |

Hogs Top SEC in FG Percentage

- Over the last 12 games, Arkansas has shot at least 44% from the field 12x.
- In 3 of the last 5 games ... Set a program record in SEC games by shooting 63.8% versus Georgia, shot 62.7% at Kentucky and shot 57.5% versus Florida.
- Also shot at least 50% at Baylor and the win over Texas A&M.
- With its recent success, Arkansas leads the SEC (and ranks 15th in the NCAA) in field goal percentage at 48.6%.
- In SEC games, Arkansas leads the league in FG% (.477).
- At its current rate, Arkansas's SEC FG% of .477 would rank 5th-best in school history and best in SEC play since shooting a school-record 49.7% in 1993.

Rim Protection

- Arkansas ranks 11th in the NCAA (3rd in the SEC) in blocked shots 5.3 per game.
- Makheil Mitchell is 4th in the SEC in rejections (1.82) and Makhi Mitchell ranks 7th (1.39).
- Arkansas has blocked at least five shots 17 times this year, including 8 of the last 9 (13 in the Texas A&M win and 7 each at Kentucky and vs Mississippi State).
- In SEC games, Arkansas leads the league in blocked shots at 5.53/gm.
- The Hogs' 83 blocked shots in SEC games ranks 5th-best in program history.

| | | |
|------------------------------|-------|-------|
| VS ALABAMA: | ALL | SEC |
| OVERALL ... (ARK-OPP) | 36-31 | 29-28 |
| Home: ... (ARK-OPP) | 20-7 | 20-7 |
| Away: ... (ARK-OPP) | 8-22 | 8-20 |
| Neutral: ... (ARK-OPP) | 8-2 | 1-1 |

MOST RECENT MEETINGS:

| | | | |
|----------|------|---------|--------|
| 02/05/14 | W | 65-58 | H |
| 03/08/14 | L | 83-58 | A |
| 01/22/15 | W | 93-91 | (OT) H |
| 03/02/16 | W | 62-61 | A |
| 02/01/17 | W | 87-68 | H |
| 02/21/18 | W | 76-73 | A |
| 03/09/19 | W | 82-70 | H |
| 02/01/20 | W | 82-78 | A |
| 01/16/21 | -/24 | L 90-59 | A |
| 02/24/21 | 20/6 | W 81-66 | H |
| 02/12/22 | L | 68-67 | H |
| 01/11/23 | 15/4 | L 84-69 | H |

NCAA STAT COMPARISON

| | | | | |
|------|-------|----------------|-------|-------|
| 75.0 | 103rd | Scoring Off. | 83.2 | 6th |
| 65.5 | 62nd | Scoring Def. | 68.6 | 138th |
| +9.5 | 36th | Scoring Margin | +14.6 | 5th |
| .486 | 15th | FG% | .452 | 150th |
| .409 | 42nd | FG% Def. | .374 | 3rd |
| .315 | 311th | 3PT% | .354 | 119th |
| 5.0 | 342nd | 3PT Made/Gm | 10.4 | 7th |
| .320 | 75th | 3PT% Def. | .270 | 2nd |
| 21.5 | 35th | FTA/Gm | 23.7 | 7th |
| 14.9 | 47th | FT Made/Gm | 17.0 | 12th |
| .696 | 247th | FT% | .718 | 167th |
| 35.5 | 139th | Reb./Gm | 44.4 | 1st |
| +3.5 | 80th | Reb. Margin | +7.2 | 11th |
| 1.07 | 152nd | A/TO Ratio | 1.08 | 149th |
| 13.9 | 128th | Assists/Gm | 15.1 | 50th |
| +1.6 | 84th | TO Margin | -2.3 | 322nd |
| 14.5 | 65th | TO Forced | 11.8 | 256th |
| 12.9 | 215th | TO/Gm | 14.1 | 299th |
| 18.6 | 292nd | Fouls/Gm | 18.7 | 298th |
| 5.2 | 11th | Blocks/Gm | 5.1 | 15th |
| 8.3 | 43rd | Steals/Gm | 6.0 | 220th |



| | | | | | | | | |
|--------------------|---------------------------|---------------|-----------------|-------------------|------------------|----------------|--------------------|---------------------|
| 1994 NCAA CHAMPION | 3 NAISMITH HALL OF FAMERS | 6 FINAL FOURS | 11 ELITE EIGHTS | 13 SWEET SIXTEENS | 33 ALL AMERICANS | 35 NCAA BERTHS | 41 NBA DRAFT PICKS | 1995 NCAA RUNNER-UP |
|--------------------|---------------------------|---------------|-----------------|-------------------|------------------|----------------|--------------------|---------------------|

MBB SID: Mike Cawood • EMAIL: tmccawood@uark.edu • CELL: 479-236-2090 • OVERNIGHT: 350 North Razorback Road | Fayetteville, AR 72701 • [Arkansas Media Guide](#)

THE RAZORBACKS

| No. | Name | Pos. | Yr. | Ht. | Wt. | Hometown | High School / Previous School | Wing Span | Standing Reach | MAX Vertical |
|-----|----------------------|---------------------------|---------|------|-----|--------------------|---|-----------|----------------|--------------|
| 0 | Anthony Black | G | Fr. (4) | 6-7 | 198 | Duncanville, Texas | Duncanville HS | 6' 8" | 8' 6" | 42.5" |
| 1 | Ricky Council IV | G | Jr. (3) | 6-6 | 205 | Durham, N.C. | Southern Durham HS / Wichita State | 6' 9" | 8' 6" | 46" |
| 2 | Trevon Brazile | <i>Trev-In "Brazil"</i> F | So. (3) | 6-10 | 212 | Springfield, Mo. | Kickapoo HS / Missouri | 7' 2.5" | 9' 0" | 42.5" |
| 3 | Nick Smith Jr. | G | Fr. (4) | 6-5 | 185 | Jacksonville, Ark. | North Little Rock HS | 6' 9" | 8' 3" | 40.5" |
| 4 | Davonte "Devo" Davis | G | Jr. (3) | 6-4 | 185 | Jacksonville, Ark. | Jacksonville HS | 6' 7" | 8' 2" | 36" |
| 5 | Joseph Pinion | F | Fr. (4) | 6-5 | 190 | Morrilton, Ark. | Morrilton HS | 6' 6.5" | 8' 2.5" | 40.5" |
| 11 | Jalen Graham | F | Sr. (2) | 6-9 | 225 | Phoenix, Ariz. | Mountain Pointe HS / Arizona State | 7' 2.5" | 8' 11" | 36" |
| 12 | Barry Dunning Jr. | G | Fr. (4) | 6-6 | 195 | Mobile, Ala. | McGill-Toolen Catholic HS | 7' 0" | 8' 4.5" | 47" |
| 13 | Jordan Walsh | G/F | Fr. (4) | 6-7 | 205 | Desoto, Texas | Link (Mo.) Academy | 7' 2" | 8' 7.5" | 46" |
| 15 | Makhi Mitchell | <i>Ma-ki</i> F/C | Sr. (2) | 6-9 | 230 | Washington, D.C. | Woodrow Wilson HS / Rhode Island | 7' 4" | 9' 0" | 38.5" |
| 20 | Kamani Johnson | F | Sr. (1) | 6-7 | 230 | Brooklyn, N.Y. | Holy Spirit (Ga.) Prep School / Little Rock | 6' 9.5" | 8' 10" | 35" |
| 21 | Cade Arbogast | G | Jr. (3) | 6-3 | 180 | Concord, Calif. | De La Salle HS / Lane (Ore.) CC | 6' 2.5" | 7' 11" | 31" |
| 22 | Makhel Mitchell | <i>Ma-kelle</i> F/C | Sr. (2) | 6-10 | 240 | Washington, D.C. | Woodrow Wilson HS / Rhode Island | 7' 4.5" | 9' 1" | 34" |
| 23 | Derrian Ford | G | Fr. (4) | 6-3 | 205 | Magnolia, Ark. | Magnolia HS | 6' 3.5" | 8' 1.5" | 40.5" |
| 45 | Lawson Blake | F | So. (3) | 6-10 | 235 | Fayetteville, Ark. | Fayetteville HS / Link Year (Mo.) Prep | 6' 6.5" | 8' 7" | 32" |

() - Number in parenthesis indicates total years of eligibility remaining including this season

Head Coach: Eric Musselman (San Diego, 1987)

Assistant Coach: Anthony Ruta (Arizona State, 2012) • *pronounced ROO-tah*

Assistant Coach: Gus Argenal (UC Davis, 2004) • *pronounced Are-GIN-nal*

Assistant Coach: Keith Smart (Indiana, 1995)

Director of Operations: Michael Musselman (San Diego, 2018)

Director of Internal Operations: Riley Hall (Arkansas, 2016)

Head Athletic Trainer: Matt Townsend (Idaho, 2017)

GAs: Jake Alburtus • Markus Black • Ty McHone • Dominic Samangy • Trey Smith • Camden Taylor • Reuben Williams

Dir. of Scouting/Assistant to Head Coach: Todd Lee (South Dakota, 1986)

Special Assistant to the Head Coach: Matt Lopez (Grand Canyon, 2018)

Recruiting Coordinator: Ronnie Brewer Jr. (Arkansas, 2015)

Asst. Dir. of Recruiting & Scouting: Blake Wetherington (Murray State, 2017)

Asst. Director for Basketball Operations: Caleb Cline (South Dakota, 2020)

Head Strength Coach: Dave Richardson (Louisiana-Monroe, 1989)



0 • Anthony BLACK
TBA (Arts & Sciences)



1 • Ricky COUNCIL IV
Recreation & Sport Mgmt



2 • Trevon BRAZILE
Communications



3 • Nick SMITH Jr.
Recreation & Sport Mgmt



4 • Davonte "Devo" DAVIS
Recreation & Sport Mgmt



5 • Joseph PINION
TBA (Arts & Sciences)



11 • Jalen GRAHAM
Sociology



12 • Barry DUNNING Jr.
TBA (Education)



13 • Jordan WALSH
TBA (Arts & Sciences)



15 • Makhi MITCHELL
Food, Nutrition & Health



20 • Kamani JOHNSON
Communications



21 • Cade ARBOGAST
Communications



22 • Makhel MITCHELL
Food, Nutrition & Health



23 • Derrian FORD
TBA (Education)



45 • Lawson BLAKE
Exercise Science



Eric MUSSELMAN
Head Coach



Gus ARGENAL
Assistant Coach



Keith SMART
Assistant Coach



Anthony RUTA
Assistant Coach



Michael MUSSELMAN
Dir. of Operations



Riley HALL
Dir. of Internal Ops



Todd LEE
Dir. of Scouting/Asst to HC



Ronnie BREWER Jr.
Recruiting Coord.



Matt LOPEZ
Special Asst to HC



Blake WETHERINGTON
Asst Dir. Scouting/Recruiting



Caleb CLINE
Asst Dir. of Ops

ABOUT ARKANSAS

Location.....Fayetteville, Ark.
Enrollment.....30,936
Founded.....1871
Colors.....Cardinal (PMS 201) and White
Nickname.....Razorbacks
Conference.....Southeastern (SEC)
System President.....Dr. Donald R. Bobbitt (Arkansas, 1980)
UA Chancellor.....Dr. Charles F. Robinson (Houston, 1987)
Vice Chancellor / AD.....Hunter Yurachek (Guilford, 1990)
Faculty Representative.....Paul Adams (LSU, 1992)
Deputy AD/MBB Admin.....Clayton Hamilton (Arkansas, 1994)
Arena (Capacity).....Bud Walton Arena (19,200)

HISTORY

First Year of Basketball.....1923-24
Seasons.....100th
Head Coaches.....13
30-Win / 20-Win Seasons.....5 / 35
13-plus Conference-Win Seasons.....16
Overall Conference Championships.....24 (2 SEC, 22 SWC)
NCAA Tournament Record / App.....48-34 (.585) / 35
NIT Record / App.....6-5 / 4
SEC Tournament Record.....29-29

Most Wins Among SEC Since Muss Arrival

• Since Eric Musselman's arrival, Arkansas leads the SEC in overall wins (92), overall home wins (60) and SEC home wins (27) and ranks 10th in the NCAA in overall wins (92). **Totals are thru Feb. 23, 2023.**

| OVERALL WINS | SEC ONLY WINS | OVERALL HOME WINS | SEC HOME WINS | MOST WINS NCAA SINCE MUSS @ ARK | |
|---------------|---------------|-------------------|---------------|---------------------------------|-----|
| ARK 92 | BAMA 47 | ARK 60 | ARK 27 | Gonzaga | 114 |
| AUB 85 | UK 47 | AUB 53 | BAMA 27 | Houston | 108 |
| BAMA 85 | AUB 43 | TENN 52 | AUB 27 | Kansas | 106 |
| TENN 82 | TENN 42 | UK 52 | UK 26 | Baylor | 101 |
| UK 79 | ARK 41 | LSU 51 | TENN 25 | San Diego State | 98 |
| LSU 75 | FLA 36 | BAMA 48 | LSU 24 | Liberty | 98 |
| MS ST 74 | LSU 34 | MS ST 47 | FLA 22 | Belmont | 97 |
| A&M 72 | A&M 34 | A&M 47 | MS ST 21 | Arizona | 95 |
| FLA 68 | MS ST 33 | MIZ 43 | A&M 19 | Southern Cal | 95 |
| | | | | ARKANSAS 92 | |
| | | | | UCLA | 92 |
| | | | | Duke | 90 |

Arkansas and Houston are the only two teams to reach the NCAA Elite 8 in each of the last two seasons

Hogs Get Offensive in Last Two Games; And Played Good Defense Too

• Arkansas has put together impressive back-to-back games offensively but has been equally impressive on the defensive end to produce a 19-point win and a 32-point win.

| | | | | | | | |
|-----------|----------|----------|-----------|----------|------------|-------|--------|
| ^ ARK OFF | 90.5 ppg | 60.7 FG% | 43.3 3PT% | 36.5 rpg | 34 assists | 18 TO | 10 BLK |
| ^ ARK DEF | 65.0 ppg | 36.9 FG% | 25.6 3PT% | 27.0 rpg | 15 assists | 25 TO | 3 BLK |

- Versus Florida: Arkansas had five players score in double figures for just the second time this season (other was at UK).

- Versus Georgia: Arkansas **shot 63.8%** - the best FG% ever by ARK in an SEC game and the best by any Muss college team

^ Arkansas won by 32, its ninth-largest margin of victory in an SEC game.

Smith and Council Score 20-plus ... Again

• For the second time this year, Nick Smith Jr., and Ricky Council IV each scored 20 points.

| | | |
|-------------------------|--|--|
| - vs Oklahoma, W 88-78: | SMITH: 21 pts (8-of-16 FG / 1-of-5 3 PT) | COUNCIL: 26 pts (10-of-15 FG / 1-of-2 3PT) |
| - vs. Georgia, W 97-65: | SMITH: 26 pts (9-of-14 FG / 5-of-8 3PT) | COUNCIL: 22 pts (9-of-16 FG / 3-of-6 3PT) |

Smith's Return II is Similar to Return I

• Nick Smith Jr., missed the first six games of the year for right knee management. He played in five games before missing the next 13 games once again for right knee management. In both returns, he started slowly but soon found his form.

| RETURN PART I | | RETURN PART II | |
|-----------------------|-----------------------|----------------------|--------------------|
| GAME 1 vs Troy | 0 points, 6 minutes | GAME 1 vs Miss State | 5 pts, 17 minutes |
| GAME 2 vs San Jose St | 16 points, 24 minutes | GAME 2 at TX A&M | 0 pts, 4 minutes |
| GAME 3 vs UNCG | 22 pts, 39 minutes | GAME 3 vs Florida | 10 pts, 32 minutes |
| GAME 4 vs Oklahoma | 21 pts, 30 minutes | GAME 4 vs Georgia | 26 pts, 28 minutes |

It's Been - and Will Be - a Tough Road

• Arkansas was the only SEC team to open league play by playing four of its first six on the road.

• Arkansas is the only SEC team to play each of its final three road games at the current top three teams in the SEC standings.

- ARK final road games: at Texas A&M (2/15) • at Alabama (2/25) • at Tennessee (2/28)

NET Gains ... 28 to 15 Over Last 5 Games

• Despite back-to-back losses at Texas A&M and to Mississippi State, Arkansas has remained among the NCAA NET top 25.

- After the Kentucky win, Arkansas went from 28 to 23 in the NCAA NET.

- After the Mississippi State loss (Feb. 11), Arkansas stayed at 23 and improved to 20 (Feb. 14) without even playing a game.

- After the Texas A&M loss (Feb. 15), Arkansas only dropped one to 21.

- After the Florida win, Arkansas jumped two spots to 19.

- After the Georgia win, Arkansas climbed three spots to 16 and improved an additional spot to 15 after Wednesday's games.

Black's Last 12 Games Have Been Impressive

• Over the last 12 games, Anthony Black is averaging 14.2 pts • 5.2 rebs • 5.3 assists • 2.4 steals

^ Scored double-digits 10x • Had 5+ rebounds 8x • Had 5+ assists 7x • Had 2+ steals 9x

- At Vanderbilt: **18 pts • 6 rebs**
- At Mizzou: **15 pts • 8 REBS • 7 ASSISTS • 2 steals**
 - ^ The 8 rebounds tied a career high and the seven assists were a then career high
- Ole Miss win: **17 pts • 3 rebs • 8 ASSISTS • 5 STEALS**
 - ^ The eight assists and steals were both career highs
- LSU win: **14 pts • 7 rebs • 3 assists • 3 steals**
- at Baylor: **banged his right knee early in the Baylor game**, but gutted out a 7-point, 6-rebound, 3-assist performance while playing 35:23 and breaking even in the plus/minus.
- Texas A&M win: **11 pts (7-of-9 FT) • 5 rebs • 7 ASSISTS • 2 steals**
 - ^ Played 37:43 with a significant contusion and knee swelling
- at South Carolina win: **13 pts • 6 rebs • 4 assists • 2 blocked shots**
 - ^ Played 40 minutes ... Scored five of Arkansas' final seven points in the 2-point win with three defensive rebounds in the span
- at Kentucky win: **19 pts • 4 rebs • 6 assists • 5 STEALS**
 - ^ In the second half, scored 12 with all five of his steals ... On UK's first and second possessions of the second half, Black had back-to-back steals and dunks.
- vs Miss State: **23 pts • 5 rebs • 5 assists • 3 steals**
 - ^ Snapped an 0-of-7 streak from 3-point range by hitting his first two triples ... Was 8-of-13 FG overall
- at Texas A&M: **9 pts • 3 rebs • 8 ASSISTS • 2 steals**
 - ^ **Tied his career high with eight assists** (and just 3 TO in 38 minutes played)
- vs Florida: **14 pts • 5 rebs • 3 assists • 3 steals**
 - ^ Played all 20 minutes of the first half and was 7-of-8 at the line for the game (Arkansas was 14-of-17)
- vs Georgia: **10 pts • 4 rebs • 8 ASSISTS • 2 steals**
 - ^ **Tied his career high with eight assists** (with ZERO TO in 30:39 minutes played)

2023 NBA MOCK DRAFT BOARDS as of Feb. 1, 2023

Nick Smith Jr.

| | |
|---------------------------------------|--------------------|
| #4 OVERALL • #1 COLLEGE PLAYER | BleacherReport.com |
| #4 overall • #2 college player | NBADraftRoom.com |
| #6 overall • #2 college player | SportingNews.com |
| #6 overall • #2 college player | ESPN.com |
| #6 overall • #2 college player | TankAthon.com |
| #7 overall • #3 college player | SBNation.com |
| #8 overall • #4 college player | NBCsports.com |
| #8 overall • #5 college player | NBADraft.net |
| #9 overall • #5 college player | TheAthletic.com |
| #9 overall • #5 college player | SI.com |

Anthony Black

| | |
|---------------------------------------|--------------------|
| #3 OVERALL • #1 COLLEGE PLAYER | SI.com |
| #4 overall • #2 college player | NBADraft.net |
| #6 overall • #2 college player | NBCsports.com |
| #6 overall • #3 college player | BleacherReport.com |
| #7 overall • #3 college player | SportingNews.com |
| #7 overall • #4 college player | NBADraftRoom.com |
| #10 overall • #6 college player | ESPN.com |
| #11 overall • #7 college player | TheAthletic.com |
| #13 overall • #9 college player | TankAthon.com |
| #15 overall • #11 college player | SBNation.com |

Ricky Council IV

| | |
|----------------------------------|--------------------|
| #27 overall • #20 college player | NBADraft.net |
| #28 overall • #22 college player | SBNation.com |
| #38 overall • #31 college player | SportingNews.com |
| #41 overall • #33 college player | TheAthletic.com |
| #47 overall • #36 college player | ESPN.com |
| #44 overall • #34 college player | BleacherReport.com |
| #49 overall • #40 college player | SI.com |

Jordan Walsh

| | |
|----------------------------------|--------------------|
| #27 overall • #21 college player | SBNation.com |
| #29 overall • #22 college player | SportingNews.com |
| #35 overall • #28 college player | TankAthon.com |
| #39 overall • #32 college player | BleacherReport.com |
| #44 overall • #34 college player | ESPN.com |

Trevon Brazille (PROIR TO INJURY)

| | |
|----------------------------------|--------------------|
| #24 overall • #18 college player | NBADraft.net |
| #28 overall • #21 college player | NBCsports.com |
| #31 overall • #26 college player | BleacherReport.com |
| #50 overall • #40 college player | ESPN.com |



IN-SEASON HONORS

ANTHONY BLACK

- CBS Sports/USBWA National Freshman of the Week (11/22)
- SEC co-Freshman of the Week (11/28)

RICKY COUNCIL IV

- SEC Player of the Week (12/5)

NICK SMITH JR.

- CBS Sports/USBWA National Freshman of the Week (12/13)
- Dick Vitale Star of the Week - Diaper Dandy (12/12)
- SEC co-Freshman of the Week (12/12)

2022-23 MISCELLANEOUS STATS

DOUBLE-FIGURE SCORING GAMES

| Player | 18-19 | 19-20 | 20-21 | 21-22 | 22-23 | Career |
|---------------|-------|-------|-------|-------|-------|--------|
| Black | | | | | 18 | 18 |
| Brazile | | | | 4 | 6 | 10 |
| Council IV | | | 5 | 17 | 25 | 47 |
| Davis | | | 14 | 14 | 16 | 43 |
| Dunning Jr. | | | | | 0 | 0 |
| Graham | | 1 | 9 | 15 | 5 | 30 |
| Johnson | 5 | 15 | RS | 1 | 0 | 21 |
| Khel Mitchell | | 0 | 13 | 18 | 2 | 23 |
| Khi Mitchell | | 1 | 1 | 19 | 8 | 30 |
| Pinion | | | | | 3 | 3 |
| Smith Jr. | | | | | 5 | 5 |
| Walsh | | | | | 8 | 8 |

20+ POINT SCORING GAMES

| Player | 18-19 | 19-20 | 20-21 | 21-22 | 22-23 | Career |
|---------------|-------|-------|-------|-------|-------|--------|
| Black | | | | | 4 | 4 |
| Brazile | | | | 0 | 3 | 3 |
| Council IV | | | 1 | 3 | 9 | 13 |
| Davis | | | | 1 | 1 | 2 |
| Graham | | 0 | 0 | 0 | 1 | 1 |
| Johnson | 0 | 3 | RS | 0 | 0 | 3 |
| Khel Mitchell | | 0 | 1 | 2 | 0 | 3 |
| Khi Mitchell | | 0 | 0 | 0 | 0 | 0 |
| Smith Jr. | | | | | 3 | 3 |
| Walsh | | | | | 0 | 0 |

30+/40+ POINT SCORING GAMES

| Player | 18-19 | 19-20 | 20-21 | 21-22 | 22-23 | Career |
|------------|-------|-------|-------|-------|-------|--------|
| Council IV | | | 0/0 | 1/0 | - | 1 / 0 |
| Johnson | 0/0 | 2/0 | RS | 0/0 | - | 2 / 0 |

3+ THREE-POINTERS IN A GAME

| Player | 18-19 | 19-20 | 20-21 | 21-22 | 22-23 | Career |
|------------|-------|-------|-------|-------|-------|--------|
| Black | | | | 2 | 2 | 2 |
| Brazile | | | | 0 | 3 | 3 |
| Council IV | | | 0 | 3 | 3 | 6 |
| Davis | | | 0 | 1 | 4 | 5 |
| Pinion | | | | | 2 | 2 |
| Smith Jr. | | | | | 2 | 2 |

DOUBLE FIGURE REBOUNDING GAMES

| Player | 18-19 | 19-20 | 20-21 | 21-22 | 22-23 | Career |
|---------------|-------|-------|-------|-------|-------|--------|
| Black | | | | 0 | 0 | 0 |
| Brazile | | | | 1 | 2 | 3 |
| Council IV | | | 0 | 2 | 0 | 2 |
| Davis | | | 0 | 0 | 2 | 2 |
| Graham | | 0 | 3 | 1 | 0 | 4 |
| Johnson | 1 | 6 | RS | 0 | 0 | 7 |
| Khel Mitchell | | 0 | 3 | 1 | 1 | 5 |
| Khi Mitchell | | 0 | 1 | 10 | 3 | 14 |
| Walsh | | | | | 1 | 1 |

DOUBLE FIGURE ASSISTS GAMES

| Player | 18-19 | 19-20 | 20-21 | 21-22 | 22-23 | Career |
|--------|-------|-------|-------|-------|-------|--------|
| Black | | | | 0 | 0 | 0 |
| Davis | | 0 | 0 | 0 | 0 | 0 |

DOUBLE-DOUBLES

| Player | 18-19 | 19-20 | 20-21 | 21-22 | 22-23 | Career |
|---------------|-------|-------|-------|-------|-------|--------|
| Black | | | | 0 | 0 | 0 |
| Brazile | | | | 2 | 2 | 2 |
| Council IV | | | 0 | 2 | 0 | 2 |
| Davis | | | 0 | 0 | 2 | 2 |
| Graham | | 0 | 3 | 1 | 0 | 4 |
| Johnson | 0 | 4 | RS | 0 | 0 | 4 |
| Kkel Mitchell | | 0 | 2 | 1 | 0 | 3 |
| Khi Mitchell | | 0 | 1 | 7 | 2 | 10 |

TRIPLE-DOUBLES

| Player | 18-19 | 19-20 | 20-21 | 21-22 | 22-23 | Career |
|--------|-------|-------|-------|-------|-------|--------|
| Black | | | | | | 0 |

5+ ASSIST GAMES

| Player | 18-19 | 19-20 | 20-21 | 21-22 | 22-23 | Career |
|---------------|-------|-------|-------|-------|-------|--------|
| Black | | | | 12 | 12 | 12 |
| Council IV | | | 0 | 1 | 3 | 4 |
| Davis | | | 2 | 6 | 3 | 11 |
| Graham | | 0 | 0 | 2 | 0 | 2 |
| Johnson | 0 | 3 | RS | 0 | 0 | 3 |
| Kkel Mitchell | | 0 | 0 | 1 | 0 | 2 |
| Khi Mitchell | | 0 | 0 | 2 | 0 | 2 |
| Smith Jr. | | | | | 1 | 1 |
| Walsh | | | | | 0 | 0 |

3+ STEALS IN A GAME

| Player | 18-19 | 19-20 | 20-21 | 21-22 | 22-23 | Career |
|---------------|-------|-------|-------|-------|-------|--------|
| Black | | | | 8 | 8 | 8 |
| Council IV | | | 0 | 5 | 3 | 8 |
| Davis | | | 2 | 3 | 3 | 8 |
| Graham | | 1 | 0 | 2 | 0 | 3 |
| Johnson | 1 | 0 | RS | 0 | 1 | 2 |
| Khel Mitchell | | 0 | 0 | 1 | 0 | 2 |
| Khi Mitchell | | 0 | 0 | 2 | 3 | 5 |
| Smith Jr. | | | | | - | - |
| Walsh | | | | | 2 | 2 |

3+ BLOCKS IN A GAME

| Player | 18-19 | 19-20 | 20-21 | 21-22 | 22-23 | Career |
|---------------|-------|-------|-------|-------|-------|--------|
| Black | | | | 5 | 0 | 0 |
| Brazile | | | | 1 | 6 | 6 |
| Graham | | 2 | 4 | 2 | 0 | 8 |
| Johnson | 0 | 0 | RS | 1 | 0 | 1 |
| Khel Mitchell | | 1 | 6 | 11 | 6 | 24 |
| Khi Mitchell | | 0 | 0 | 6 | 5 | 11 |

Hot-Shooting Hogs • Points in the Paint, Mostly at the Rim via Dunks

- Arkansas ranks in the three hundreds in 3-pointers attempted, made and percentage.
- However, Arkansas is having great success shooting the ball inside the arc, mostly in the paint ... specifically at the rim.
 - Despite its struggles from deep, Arkansas **LEADS THE SEC (15th in NCAA)** in field goal percentage (**.486**).
 - Arkansas has shot over 50% from the field **9x** this season - including 5 of the last.
- Arkansas shot **63.8% in the Georgia win**.
 - The best FG% by a Razorback team in an SEC game and the best by any Eric Musselman-coached college team
 - Arkansas shot then season-best **62.7% twice this season**
 - Versus San Jose State (37-of-59) ... scoring a season-high 99 points
 - At Kentucky (32-of-51) which was the program record for best FG% in an SEC game prior to the Georgia game
- Arkansas is shooting **54.8% inside the arc (641-of-1,170)**
 - Arkansas has outscored its opponents in the paint **972-744 (+228)**.
 - Arkansas has scored 40-plus points in the paint in 13 times including five games with 50-plus points:
 - 58 vs Oklahoma • 54 vs Fordham • 52 vs San Jose State • 52 vs Florida • 50 vs UNCA
 - Arkansas has out-scored its opponent in the paint 20 times in 28 games and tied its opponent four times.
- Arkansas has **127 dunks in 28 games (4.54 per game)**
 - including 11 vs Louisville; 8 vs UNCA; 7 vs Oklahoma, at Kentucky & vs Florida; and 6 4x

Best FG Shooting % Games Under Muss

- This year's Razorbacks have produced the top-five shooting games of the Musselman era at Arkansas .
- In fact, this year's team has produced four of the top eight shooting games in Muss' eight years as a collegiate head coach.
 - .638 (37-58) Arkansas at Georgia 02/21/23
 - .627 (32-51) Arkansas at Kentucky 02/07/23
 - .627 (37-59) Arkansas vs San Jose State 12/03/22
 - .615 (40-65) Nevada vs UMass 11/23/18
 - .597 (40-67) Nevada vs Fresno State 12/09/15
 - .597 (40-67) Nevada vs Holy Names 11/30/15
 - .593 (35-59) Arkansas vs Oklahoma 12/12/22
 - .593 (32-54) Nevada at Utah State 02/17/18

Devo Having An All-SEC-type Season

- Davonte Davis has scored in double figures in 12 of his last 15 games. While scoring at a career-clip, Davis has continued to show he is one of the nation's best defensive players ... and doing so while playing nearly 40 minutes each game.
- OFFENSIVE HIGHLIGHTS SINCE SEC PLAY BEGAN: **Double-Digits 12x • 3+ assists 11x**
 - Just missed his third career double-double (and third of the season) with 18 points and 9 rebounds at Mizzou
 - team-best 18 points and tied for the team lead with nine rebounds
 - Made three 3-pointers in both the Mizzou and Ole Miss games (just his 2nd and 3rd time to make at least three 3's)
 - Led Arkansas with 16 points vs LSU (7-of-8 FG and 2-of-2 3 PT) with seven rebounds.
 - Added 16 points with a pair of 3-pointers and four assists at Baylor.
 - Scored a **season-high 19 points** vs Texas A&M while tying his career-high with 4 3-pointers made (4-of-8).
 - Backed that up at South Carolina by scoring 15 and once again tied his career-high with 4 3-pointers made (4-of-10).
 - Had 15 points at Kentucky but added a **season-high and SEC career-high seven assists**.
 - Team high 14 points at Texas A&M and once again tied his career-high with 4 3-pointers made (4-of-10).
- DEFENSIVE HIGHLIGHTS SINCE SEC PLAY BEGAN: **2+ steals 9x**
 - Held Mizzou 2nd-leading scorer D'Moi Hodge to: 7 pts (1-7 FG • 0-5 3PT • 5-6 FT)
 - Held Ole Miss leading scorer Matthew Murrell to: 3 pts (1-5 FG • 0-1 3PT • 1-2 FT) - only played 5:47 of 2nd half due to injury
 - Held LSU 2nd-leading scorer Adam Miller to: 9 pts (3-12 FG • 1-6 3 PT • 2-3 FT)
 - Held Baylor's 2nd-leading scorer Adam Flagler to: 5 pts (1-11 FG • 0-3 3 PT • 3-4 FT)
 - Held SC's leading scorer GG Jackson to: 9 pts (3-of-8 FG • 2-3 3PT • 1-2 FT)
 - Held UGA's leading scorer Terry Roberts to: 4 pts (2-of-9 FG • 0-of-3 3PT • 0-0 FT)

| | FG | 3PT | FT | Reb | A | Stl | PTS |
|----------------------|----------------|---------------|---------------|----------|----------|----------|------------|
| GAMES 1-12 (11 gms) | 29-86 (33.7%) | 5-27 (18.5%) | 19-25 (76.0%) | 38 (3.5) | 27 (2.5) | 16 (1.5) | 82 (7.5) |
| GAMES 13-28 (16 gms) | 78-177 (44.1%) | 28-75 (37.3%) | 17-26 (65.4%) | 68 (4.3) | 52 (3.3) | 22 (1.4) | 201 (12.6) |

Q: Is he a 3-Point Shooter? A: He is Devo

- Devo Davis has scored in double figures in 10 of his last 13 games. During that span, he has come alive from 3-point range.
- Consider: **His first 81 career games** 29-of-126 (.230) 3PT 8.3 ppq
His last 13 games 26-of-63 (.413) 3PT 13.9 ppq

It Aint Always About Offensive Stats for Devo in Arkansas Winning Games

- All of the above is great. However, Devo Davis' impact on games cannot always be measured by stats alone.
 - In the blow-out wins over Florida and Georgia, Davis only scored four points on three shot attempts (2-of-3 FG)
 - He was +16 in 23 minutes vs Florida (zero pts) and a **team-best +30** in 28 minutes versus Georgia (4 pts)
- Last year and this year, there have been eight games Arkansas has won where Devo scored 2 points or less, but had an impressive PLUS/MINUS even though the rest of this stats weren't all that impressive.

| GAME | FG | 3PT | REB / ASSISTS / TO / BLK / STL | Pts | Plus/Minus | Won By | Min. |
|------------------|------|-----|---|-----|------------|--------|-------|
| Mercer | 0-0 | 0-0 | 4 reb / 1 assists / 5 TO / 0 BLK / 3 STL | 0 | +19 | +13 | 33:48 |
| Elon | 0-0 | 0-0 | 6 reb / 6 assists / 1 TO / 0 BLK / 0 STL | 1 | +25 | +26 | 34:40 |
| At Ole Miss | 0-2 | 0-1 | 1 reb / 3 assists / 2 TO / 0 BLK / 0 STL | 0 | -1 | +9 | 22:55 |
| At Georgia | 1-3 | 0-1 | 1 reb / 1 assist / 0 TO / 0 BLK / 0 STL | 2 | +11 | +26 | 17:04 |
| Vs New Mexico St | 0-6 | 0-1 | 3 reb / 1 assists / 1 TO / 0 BLK / 1 STL | 2 | +7 | +5 | 34:30 |
| Louisville | 1-4 | 0-3 | 0 reb / 5 assists / 1 TO / 0 BLK / 0 STL | 2 | +15 | +26 | 31:52 |
| San Jose State | 0-2 | 0-1 | 1 reb / 3 assists / 0 TO / 1 BLK / 1 STL | 0 | +23 | +41 | 22:25 |
| Florida | 0-1 | 0-1 | 1 reb / 1 assists / 1 TO / 0 BLK / 2 STL | 0 | +16 | +19 | 23:05 |
| 8 gms | 2-18 | 0-8 | 17 reb / 21 assts / 11 TO / 1 BLK / 7 STL | 7 | +115 | +165 | 221 |

Above The Rim

• **THIS YEAR:** Arkansas has **SIX PLAYERS** with wing spans over seven feet.

• Team wing span average this year is 6-9

• Not only is the 2022-23 edition of Razorback basketball long ... they are athletic too.

• Arkansas teams under Coach Musselman have been described in many positive attributes. However, explosive has not been one of them. Yes, the Razorbacks have seen their share of explosive players, but not a team. That is a change in 2022-23.

DUNKS IN MUSS ERA

| Year | Dunks | Gms | Avg. | Leader |
|---------|-------|-----|------|------------------------|
| 2019-20 | 67 | 32 | 2.09 | 22 by Adrio Bailey |
| 2020-21 | 95 | 32 | 2.97 | 36 by Justin Smith |
| 2021-22 | 103 | 37 | 2.78 | 27 by Stanley Umude |
| 2022-23 | 127 | 28 | 4.54 | 27 by Ricky Council IV |

BLOCKED SHOTS IN MUSS ERA

| Year | Blks | Gms | Avg. | Leader |
|---------|------|-----|--------|---|
| 2019-20 | 125 | 32 | 3.91 | 45 by Adrio Bailey |
| 2020-21 | 158 | 32 | 4.94 | 51 by Connor Vanover |
| 2021-22 | 153 | 37 | 4.14 | 41 by Jaylin Williams |
| 2022-23 | 147 | 28 | * 5.25 | 40 by Khel Mitchell * - 11th in the NCAA |

Just a Minute ... or 20 ... or 40

• **ARKANSAS HAS THE THREE TOP SIX PLAYERS AMONG THE SEC IN MINUTES PLAYED.**

• Anthony Black 1st - 35:21

• Ricky Council IV 2nd - 35:01

• Devo Davis 4th - 33:08

• **TIMES A RAZORBACK PLAYED ALL 40 MINUTES IN REGULATION**

• Ricky Council IV 5 Creighton; Oklahoma; at LSU; at Vandy; at South Carolina

• Anthony Black 3 Troy; at LSU; at South Carolina

• Davonte Davis 2 LSU; at South Carolina

• Jordan Walsh 1 Ole Miss

• **TIMES A RAZORBACK PLAYED ALL 20 MINUTES IN A HALF**

• Ricky Council IV 20 Fordham (1st) • vs Louisville (1st) • vs Creighton (1st & 2nd) • vs San Diego St. (2nd, plus 5 in OT) • Troy (2nd) UNCG (2nd) • Oklahoma (1st & 2nd) • UNCA (1st) • LSU (1st & 2nd) • Bama (2nd) • at Vandy (1st & 2nd) LSU (2nd) • at Baylor (2nd) • Texas A&M (2nd) • at S. Caro (1st & 2nd) • at UK (2nd)

• Anthony Black 17 vs Creighton (2nd) • vs San Diego St. (2nd, plus 5 in OT) • Troy (1st & 2nd) • UNCG (2nd) • at LSU (1st & 2nd) Mizzou (2nd) • at Auburn (2nd) • at Mizzou (2nd) • LSU (2nd) • Texas A&M (2nd) • at S. Caro (1st & 2nd) Miss State (2nd) • at Texas A&M (2nd) • vs Florida (1st)

• Devo Davis 11 ND State (2nd) • UNCA (1st) • at LSU (2nd) • Mizzou (2nd) • Bama (2nd) • at Vandy (2nd) • LSU (1st & 2nd) Texas A&M (2nd) • at S. Caro (1st & 2nd) • at UK (2nd) • at Texas A&M (2nd)

• Jordan Walsh 4 vs Creighton (2nd) • vs San Diego St. (2nd, plus 5 in OT) • Ole Miss (1st & 2nd)

• Nick Smith Jr. 1 UNCG (1)

• Trevon Brazile 1 vs San Diego St. (2nd, plus 5 in OT)

Getting to The Charity Stripe, A Muss Must

• Arkansas **LED THE NCAA** by making 633 free throws and attempting 833 in last season (2021-22).

• When getting to the line last season, Arkansas **LED THE SEC** (32nd in the NCAA) in free throw percentage at 76.0%.

• In general, Eric Musselman's collegiate teams do a great job getting to the free throw line. In fact, his teams have either ranked 1st or 2nd in their respective leagues and among the NCAA top 25 in each of his first seven years.

• **HOWEVER, Arkansas has not gotten to line at the same rate in 2022-23.**

• The Razorbacks are currently 35th in the NCAA in FT Attempts/gm (21.5) and 47th in FT Made/game (14.9)

• Arkansas shot a season- best 88.5% (23-of-26) from the line at Mizzou

• Arkansas shot 83.3% (20-of-24) at Kentucky

• Arkansas shot 82.4% (14-of-17) vs Florida

• Arkansas shot 81% (17-of-21) vs San Jose State

• Arkansas has made 20-plus FT five times this season

- 27 vs San Diego State • 26 vs UNCG • 23 at Mizzou • 22 vs Bradley • 20 at Kentucky

- Anthony Black made 13-of-16 free throws at Auburn ... tying for the most makes by an SEC player this season ...

HOWEVER, the rest of the team was just 6-of-16 at the line versus Auburn

• Below are Musselman's teams' ranking in the **NCAA (first)** and in their respective **leagues (second)** in the categories:

| | '15-16 | '16-17 | '17-18 | '18-19 | '19-20 | '20-21 | '21-22 | '22-23 |
|-------------|--------|--------|--------|--------|--------|--------|--------|--------|
| FT Attempts | 2 / 1 | 13 / 1 | 16 / 2 | 16 / 1 | 8 / 2 | 5 / 1 | 1 / 1 | 35 / 4 |
| FT Made | 1 / 1 | 24 / 2 | 9 / 2 | 17 / 1 | 3 / 1 | 2 / 1 | 1 / 1 | 47 / 4 |

Council Coming off the Bench

• Ricky Council IV was the American Athletic Conference Sixth Man of the Year last season at Wichita State. He has come off the bench in each of the last two games and three times this season.

- vs Alabama 15 pts (4-10 FG / 0-3 3PT / 7-9 FT)

- vs Florida 15 pts (6-10 FG / 0-1 3PT / -34 FT)

- vs Georgia 22 pts (9-16 FG / 3-6 3PT / 1-2 FT)

- Totals/Avg 17.7 ppg (52.8 %FG / 33.3 3PT%)

3 assists

5 TO

1 steal

36 min

1 assist

2 TO

0 steals

32 min

4 assists

0 TO

2 steals

28 min

2.7 avg.

2.3 avg.

1.0 steals

32.0 min

Slick Rick

• Ricky Council IV has scored in double figures in 25 of 28 games this season and he ranks...

• 2nd IN THE SEC in minutes played (35:01)

Played all 40 of regulation 5x; all 20 in a half 20x

• 3rd IN THE SEC in scoring (16.64 ppg)

• 4th IN THE SEC in field goals made (161)

• 5th IN THE SEC in free throws made (115)

• 7th in the SEC in FT% (.793)

HAD A STREAK OF 16 STRAIGHT FT Made snapped vs Oklahoma

• 8th in the SEC in FG% (.457)

• **For the first time his career, has seen action as the point guard**

• Third on the team with 68 assists ... **HIS BEST SEASON TOTAL** (had 45 last season and 20 as a freshman)

• **TWICE THIS SEASON HE SET CAREER HIGHS IN ASSISTS**

• Had a **career-high seven assists** in the Fordham win. **Amazingly, his first six assists went to six different players**

• Tied his **career-high seven assists** in the LSU win. Five in the first half and two on alley-oops in the second half

2022-23 MISCELLANEOUS STATS

RECORD BREAKDOWN

| | | |
|------------------------------------|-----------------|------------------|
| At Bud Walton Arena | 2022-23: 13-2 | Muss Era: 60-8 |
| On The Road | 2022-23: 2-6 | Muss Era: 16-22 |
| Neutral Site | 2022-23: 4-1 | Muss Era: 16-7 |
| White "Razorback" Uni | 2022-23: 2-1 * | Muss Era: 19-1 * |
| White "94 "Razorback" Uni | 2022-23: 3-1 ! | Muss Era: 23-7 ! |
| White "Hog" Uni | 2022-23: 3-1 | Muss Era: 16-4 |
| White "Arkansas" Uni | 2022-23: 2-1 | Muss Era: 8-1 |
| White "Hog A" Uni | 2022-23: 2-1 | Muss Era: 2-1 |
| Pink "Arkansas" Uni | 2022-23: 1-0 | Muss Era: 1-0 |
| Cardinal "Arkansas" Uni | 2022-23: 0-1 | Muss Era: 10-15 |
| Cardinal "Razorback" Uni | 2022-23: 1-0 | Muss Era: 2-3 |
| Cardinal Camo "Arkansas" Uni | 2022-23: 2-0 ^^ | Muss Era: 4-0 ^^ |
| Cardinal "Hog" Uni | 2022-23: 0-1 | Muss Era: 3-2 + |
| Cardinal "Arkansas Razorbacks" Uni | 2022-23: 1-1 | Muss Era: 1-1 |
| Cardinal "Slobbering Hog" Uni | 2022-23: 1-0 | Muss Era: 1-0 |
| Cardinal "94 "Razorback" Uni | 2022-23: 1-0 ~ | Muss Era: 1-0 ~ |
| Anthracite Uni | 2022-23: 0-1 | Muss Era: 1-2 |

* L at Vandy '23 • ! L at Baylor • ~ home W vs Fla '23

• home W vs Fordham & Ole Miss '22-23 • + home W vs Tenn '22

GENERAL

| | | |
|-----------------------|---------------|-----------------|
| When ARK controls tip | 2022-23: 13-4 | Muss Era: 61-18 |
| When OPP controls tip | 2022-23: 6-5 | Muss Era: 31-19 |
| When ARK scores first | 2022-23: 11-4 | Muss Era: 54-15 |
| When OPP scores first | 2022-23: 8-5 | Muss Era: 38-22 |

LEADS AND DEFICITS

| | | |
|--|---------------|-----------------|
| Leading at the half | 2022-23: 15-4 | Muss Era: 70-7 |
| Trailing at the half | 2022-23: 4-4 | Muss Era: 19-28 |
| Tied at the half | 2022-23: 0-1 | Muss Era: 2-1 |
| 2022-23: home: 11-0 road: 1-4 neutral: 2-0 | | |
| 2022-23: home: 3-1 road: 0-2 neutral: 1-1 | | |
| 2022-23: home: 0-1 road: 0-0 neutral: 0-0 | | |

| | |
|---------------------|--|
| '22-23 W/ 5:00 left | Leading: 17-3 Trailing: 2-5 Tied: 0-1 |
| • Muss Era | Leading: 82-6 Trailing: 8-29 Tied: 2-2 |
| '22-23 W/ 2:00 left | Leading: 18-0 Trailing: 1-7 Tied: 0-2 |
| • Muss Era | Leading: 83-5 Trailing: 7-28 Tied: 1-4 |

| | | |
|----------------------------|---------------|-----------------|
| GMS decided by 1-to-5 pts | 2022-23: 2-4 | Muss Era: 17-15 |
| GMS decided by 6-to-10 pts | 2022-23: 4-2 | Muss Era: 22-11 |
| GMS decided by 11+ pts | 2022-23: 13-3 | Muss Era: 53-11 |
| Overtime games | 2022-23: 1-0 | Muss Era: 5-3 |

OFFENSE

| | | |
|-----------------------------|--------------|-----------------|
| Scoring less than 70 points | 2022-23: 4-6 | Muss Era: 18-17 |
| Scoring 70-79 points | 2022-23: 7-1 | Muss Era: 34-15 |
| Scoring 80-89 points | 2022-23: 6-2 | Muss Era: 25-5 |
| Scoring 90-99 points | 2022-23: 2-0 | Muss Era: 12-0 |
| Scoring 100+ points | 2022-23: 0-0 | Muss Era: 3-0 |
| 1-2 Hogs in Double Figures | 2022-23: 0-4 | Muss Era: 4-11 |
| 3 Hogs in Double Figures | 2022-23: 9-2 | Muss Era: 36-18 |
| 4 Hogs in Double Figures | 2022-23: 8-3 | Muss Era: 37-6 |
| 5-7 Hogs in Double Figures | 2022-23: 2-0 | Muss Era: 23-2 |
| 8+ Hogs in Double Figures | 2022-23: 0-0 | Muss Era: 1-0 |

| | | |
|---------------------------|---------------|-----------------|
| At least 1 Hog Scores 20+ | 2022-23: 10-5 | Muss Era: 44-18 |
| 2+ Hogs Score 20+ | 2022-23: 3-1 | Muss Era: 18-8 |

| | |
|-----------------|---|
| FG% (Muss Era) | 50%+ : 9-1 (26-2) 49.9-40% : 9-5 (53-23) <40% : 1-2 (12-11) |
| 3FG% (Muss Era) | 40%+ : 5-2 (21-5) 39.9-30% : 7-1 (31-12) <30% : 7-5 (40-19) |

REBOUNDING/TURNOVERS

| | | |
|----------------------------|---------------|-----------------|
| Out-rebounding opponent | 2022-23: 14-3 | Muss Era: 54-9 |
| Out-rebounded by opp. | 2022-23: 5-4 | Muss Era: 33-26 |
| Rebounds are even | 2022-23: 0-2 | Muss Era: 4-3 |
| Grabbing 10+ off reb | 2022-23: 7-7 | Muss Era: 47-21 |
| Forcing 15+ turnovers | 2022-23: 12-1 | Muss Era: 50-17 |
| Committing less than 15 TO | 2022-23: 12-5 | Muss Era: 67-17 |

BY MONTH

| | | |
|-------------|--------------|-----------------|
| In November | 2022-23: 6-1 | Muss Era: 21-1 |
| In December | 2022-23: 5-1 | Muss Era: 20-5 |
| In January | 2022-23: 4-5 | Muss Era: 19-14 |
| In February | 2022-23: 4-2 | Muss Era: 20-9 |
| In March | 2022-23: 0-0 | Muss Era: 12-6 |
| In April | 2022-23: 0-0 | Muss Era: 0-0 |

LED HIS TEAM IN SCORING (INCLUDES TIES)

| Player | 18-19 | 19-20 | 20-21 | 21-22 | 22-23 | Career |
|--------------|-------|-------|-------|-------|-------|--------|
| Black | | | | | 5 | 5 |
| Brazile | | | | 0 | 2 | 2 |
| Council IV | | | 3 | 10 | 10 | 23 |
| Davis | | | 3 | 1 | 6 | 10 |
| Graham | | 0 | 0 | 3 | 4 | 7 |
| Johnson | 0 | 5 | RS | 0 | 0 | 5 |
| Kel Mitchell | | 0 | 2 | 11 | 0 | 13 |
| Khi Mitchell | | 0 | 0 | 4 | 0 | 4 |
| Smith | | | | | 2 | 2 |
| Walsh | | | | | 1 | 1 |

LED HIS TEAM IN REBOUNDING (INCLUDES TIES)

| Player | 18-19 | 19-20 | 20-21 | 21-22 | 22-23 | Career |
|---------------|-------|-------|-------|-------|-------|--------|
| Black | | | | | 1 | 1 |
| Brazile | | | | 7 | 5 | 12 |
| Council IV | | | 4 | 3 | 1 | 8 |
| Davis | | | 2 | 0 | 2 | 4 |
| Graham | | 0 | 6 | 8 | 2 | 16 |
| Johnson | 2 | 8 | RS | 2 | 2 | 14 |
| Khel Mitchell | | 0 | 5 | 8 | 3 | 16 |
| Khi Mitchell | | 0 | 2 | 15 | 11 | 28 |
| Walsh | | | | | 4 | 4 |

ACADEMIC SUCCESS

KAMANI JOHNSON

• Spring 2023 Graduate • Communications



CADE ARBOGAST

• SEC Winter Academic Honor Roll Eligible (2022-23)

LAWSON BLAKE

• SEC Winter Academic Honor Roll Eligible (2022-23)
• SEC First Year Academic Honor Roll (2021-22)
• Univ. of Arkansas Chancellor's List (4.0 GPA) - Fall 2022
• Athletics' Champions Honor Roll (4.0 GPA) - Fall 2022

DAVONTE DAVIS

• SEC Winter Academic Honor Roll Eligible (2022-23)
• SEC Winter Academic Honor Roll (2021-22)
• SEC First Year Academic Honor Roll (2020-21)
• Athletics' Departmental Honor Roll (3.0-3.49 GPA) - Fall 2022
• Athletics' Departmental Honor Roll (3.0-3.49 GPA) - Fall 2021
• Athletics' Departmental Honor Roll (3.0-3.49 GPA) - Spring 2021
• Athletics' Departmental Honor Roll (3.0-3.49 GPA) - Fall 2020

DERRIAN FORD

• Univ. of Arkansas Dean's List (3.5-3.99 GPA) - Fall 2022
• Athletics' AD Honor Roll (3.5-3.99 GPA) - Fall 2022

JOSEPH PINION

• Athletics' Departmental Honor Roll (3.0-3.49 GPA) - Fall 2022

Council's Career Year ... Needs 49 Points for 1,000 pts

• Ricky Council IV had a successful season last year at Wichita State. However, he is shattering his numbers from last season while posting career-best numbers for the year.

- Last Year (28 games): 336 pts (12.0 ppg) 110 FG / 43.7% FG 26 3PT 100 FT 45 assists 32 steals
- This Year (28 games): 466 pts (16.6 ppg) 161 FG / 45.7% FG 29 3PT 115 FT 71 assists 34 steals
• **COUNCIL ONLY NEEDS 49 MORE POINTS TO REACH 1,000 FOR HIS CAREER** •

Black in the Rankings

• Anthony Black is a stat sheet stuffer.

• **Leads the team in assists (122), steals (55) ... RANKING AMONG THE SEC TOP 5 IN BOTH CATEGORIES**

• 2nd on the team in scoring (362 pts), rebounds (143 rebs) and free throws made (100)

• **LEADS THE SEC IN MINUTES (35:21)**

• **BLACK IS 1 OF 2 PLAYERS TO RANK AMONG THE SEC TOP 25 IN POINTS, REBOUNDS, ASSISTS AND STEALS.**

• 3rd in assists (4.36) • 5th in steals (1.96) • 20th in scoring (12.93) • 25th in rebs (5.11)

• Missouri's Kobe Brown also ranks in the SEC top 25 in the four categories

• Black has dished out a career-high eight assists on three occasions this year, including 3 of the last 10 games

Devo Doubles Up

• Junior Davonte Davis has posted his first two career double-doubles this season.

• 10 points and career-high 10 rebounds vs UNCG

• Scored a team-best 16 points and tied his career-high with 10 rebounds vs Alabama

• Also versus Bama, Davis led the team with three assists and two steals ... **He also played 38:29 WITH ZERO TURNOVERS**

Khi Five

• Makhi Mitchell had a slow start to the season. Specifically, he only scored a combined four points in 19 minutes versus Creighton and San Diego State in Maui.

• **HAS 37 BLOCKED SHOTS IN THE LAST 22 GAMES**

BIG GAMES:

• He nearly single-handedly kept Arkansas in the game in the first half versus Troy.

• Arkansas trailed by two (33-31) at halftime thanks Khi Mitchell's 10 points (5-of-6 FG) and nine rebounds.

• In the second half, he scored four points and blocked three shots.

• Versus UNCG, Mitchell recorded his **first double-double as a Razorback** with 13 points and **14 rebounds** (seven each half)

• **added four blocked shots and two steals.**

• Versus Oklahoma, Mitchell scored 10 points with a game-high six rebounds with two blocked shots and a steal.

• **added a season-best four assists.**

• At LSU, scored eight points with 12 rebounds ... Added three blocked shots.

• At Vanderbilt, had 11 points and 8 rebounds ... **Hit his first 3-pointer of the season (and first attempt)**

• Vs. LSU, had 10 points and eight rebounds and – for the 2nd time versus LSU this season – had three blocked shots

• Had a **double-double** (10 and 10) in the win over Florida but **was an eye-popping +27 in just 20 minutes played.**

Graham is Consistent, But Needs to Be Consistent

• **Four times this season** – UNC Asheville, Alabama, South Carolina and Florida, **Jalen Graham has led the Razorbacks in scoring.** (In three years at Arizona State, he only led his team in scoring three times).

• **In each of the four games he led the Razorbacks, he only missed two shots (from inside the 3-point line).**

• Graham scored a career-high 26 versus Florida (12-of-14 2-pt FG; 0-1 3-pt FG)

• In the other three games (UNCA, at Bama & at USC), had 16 points each game & made 8-of-10 field goals each game.

4 GMS LEADING ARK IN SCORING 21.8 min 74 pts (18.5 avg) 36-of-45 FG (80.0%) 17 rebs (4.3 avg.)
OTHER 24 GAMES (with 4 DNP's) 9.1 min 74 pts (3.1 avg) 32-of-58 FG (55.2%) 46 rebs (2.0 avg)

Makhel Making An Impact

• Makhel Mitchell got his first starts in the Alabama and Vanderbilt games. Versus Ole Miss, he came off the bench, but injured his foot, playing just 21 minutes. After missing the LSU game, he returned to the lineup at Baylor and has started the next five games (Texas A&M, South Carolina, Kentucky, Miss State and at Texas A&M).

• **Over his last 11 gms: 30-43 FG (69.8%) • 5.2 rebs (16 off & 41 def) • 2.8 blocks (31 total)**

• Khel had then season highs with seven rebounds and three blocked shots at Baylor

• Khel bettered his **season highs with 13 rebounds and seven blocked shots** versus Texas A&M

• Khel scored a **season-high 15 points and blocked five shots** at Kentucky

• Khel blocked four shots at Texas A&M

• **Ranks 4th in the SEC (39th NCAA) in blocked shots (1.82 avg.)**

Lucky 13

• **#13** Jordan Walsh scored 12 points and led Arkansas with a **+13 in 13 minutes** played at Mizzou ... He backed that with a **13-point** performance in the win over Ole Miss and he had **13** at Kentucky

AT MIZZOU

• Unfortunately, he only played 13 minutes due to foul trouble, fouling out with 6:48 left and the Razorbacks up 10

• He did not miss a shot in scoring 12 points (4-4 FG • 2-2 3PT • 2-2 FT)

VS OLE MISS

• Played all 40 minutes for the first time this season (was the only Razorback to play all 40 vs Ole Miss)

• Scored 13 points on 5-of-9 shooting (2-of-4 from 3-point) ... Grabbed seven rebounds

VS TEXAS A&M

• Scored 12 points off the bench as Arkansas out-scored A&M's bench 17-0. ... Added seven rebounds

AT SOUTH CAROLINA

• Played 32:52 off the bench as he **tied his career-high with 10 rebounds ... including a career-best six offensive boards.**

AT KENTUCKY

• Scored 13 points and did not miss a shot (4-4 FG • 1-1 3PT • 4-4 FT)

VS GEORGIA

• Scored 9 points (all in the second half) and led the team with seven rebounds (six in the second half)

FIRST 5 SEC GAMES 27 pts (5.4 avg) 12-41 FG (25%) 1-17 3PT (5%) 30 reb (6.0 avg)
LAST 11 GAMES 86 pts (7.8 avg) 31-61 FG (50.8%) 8-18 3PT (44.4%) 45 reb (4.1 avg)



ERIC MUSSELMAN LIVE RADIO SHOW

Once again, there will be 12 Arkansas basketball radio shows, all starting at 7 pm, at Sassy's Red House (Shows 1-2) Sassy's BBQ and Grille (Shows 3-12).

Tuesday, Nov. 8
Monday, Nov. 14
Monday, Dec. 5
Monday, Dec. 12
Monday, Dec. 19
Monday, Jan. 2

Monday, Jan. 9
Monday, Jan. 16
Monday, Jan. 23
Monday, Jan. 30
Monday, Feb. 13
Monday, Feb. 20



COURTSIDE WITH ERIC MUSSELMAN

There will be 10, 30-minute television shows featuring head coach Eric Musselman and co-host Chuck Barrett. Each show will air on Sunday, Please check local listings for times and channels in your area.

Sunday, Jan. 1
Sunday, Jan. 8
Sunday, Jan. 15
Sunday, Jan. 22
Sunday, Jan. 29
Sunday, Feb. 5
Sunday, Feb. 12
Sunday, Feb. 19
Sunday, Feb. 26
Sunday, Mar 5

ARKANSAS SIGNS TWO 5-STARs

Layden Blocker

6-2, 180, G

Little Rock, Ark. // Sunrise (Kansas) Christian Academy

| Publication | Rating | National Rank | Position Rank | State Rank |
|---------------------|---------------|---------------|---------------|---------------|
| 247Sports Composite | 5-Star | #25 | #4 PG | #2 - Kansas |
| ESPN | 4-Star | #22 | #6 PG | #1 - Arkansas |
| On3 Consensus | 4-Star | #28 | #5 PG | #2 - Kansas |
| 247Sports | 4-Star | #29 | #6 PG | #3 - Kansas |
| Rivals | 4-Star | #29 | #9 PG | - |
| On3 | 4-Star | #46 | #6 PG | #3 - Kansas |

- **Named to the 2023 Jersey Mike's Naismith HS Player of the Year Watch List**
- **Projected by NBADraft.net to be the 20th pick in the 2024 NBA Draft**
- Participated in the **National Basketball Players Association Top 100 camp** and was **named to its 10-man All-Star team**
- Participated in the USA Basketball junior National Team minicamp

Baye Fall

6-10, 210, F/C

Dakar, Senegal // Accelerated Schools (Denver, Colo.)



| Publication | Rating | National Rank | Position Rank | State Rank |
|--------------------|---------------|---------------|---------------|------------|
| Rivals | 5 Star | #11 | 2 C | -- |
| On3 Consensus | 5 Star | #12 | 3 C | 1 Colorado |
| On3 | 5 Star | #14 | 3 C | 1 Colorado |
| 247SportsComposite | 5 Star | #14 | 3 C | 1 Colorado |
| 247Sports | 5 Star | #16 | 3 C | 1 Colorado |
| ESPN | 5 Star | #20 | 3 C | 1 Colorado |

- **2023 McDonald's All-American**
- **Named to the 2023 Jersey Mike's Naismith HS Player of the Year Watch List**
- **Projected by NBADraft.net as the #4 overall pick in the 2024 NBA Draft and NBADraftRoom.com has him at the 17th pick**
- Was a standout at the prestigious **National Basketball Players Association top 100 camp** in the summer of 2022 when he led the event in scoring with 14.9 points per game in seven games ... Had a camp-leading 9.4 rebounds per game and averaged an event-leading 4.9 offensive rebounds per game ... Joined fellow Arkansas signee Layden Blocker **on the 10-man All-Star squad** for the event.
- Was co-MVP performance at the 2021 Pangos All-American Camp.



LAYDEN BLOCKER



BAYE FALL

ARKANSAS IN 2022-23 RANKINGS

Thru Feb. 22, 2023



| TEAM IN THE NCAA/SEC | NCAA | SEC | NO. |
|---|------|-----|-------|
| Assist/Turnover Ratio (352 ranked) | 152 | 9 | 1.07 |
| Assists Per Game (352 ranked) | 128 | 7 | 13.9 |
| Bench Points per game (352 ranked) | 152 | 9 | 19.82 |
| Blocks Per Game (352 ranked) | 11 | 3 | 5.2 |
| Effective FG pct (352 ranked) | 80 | 3 | 0.53 |
| Fastbreak Points (352 ranked) | 65 | 3 | 11.96 |
| Field Goal Percentage (352 ranked) | 15 | 1 | 48.6 |
| Field Goal Percentage Defense (352 ranked) | 42 | 6 | 40.9 |
| Fouls Per Game (352 ranked) | 292 | 11 | 18.6 |
| Free Throw Attempts Per Game (352 ranked) | 35 | 4 | 21.5 |
| Free Throw Percentage (352 ranked) | 247 | 11 | 69.6 |
| Free Throws Made Per Game (352 ranked) | 47 | 4 | 14.9 |
| Rebound Margin (352 ranked) | 80 | 5 | 3.5 |
| Rebounds (Defensive) Per Game (352 ranked) | 101 | 3 | 25.86 |
| Rebounds (Offensive) Per Game (352 ranked) | 216 | 12 | 9.68 |
| Rebounds Per Game (352 ranked) | 139 | 10 | 35.54 |
| Scoring Defense (352 ranked) | 62 | 4 | 65.5 |
| Scoring Margin (352 ranked) | 36 | 3 | 9.5 |
| Scoring Offense (352 ranked) | 103 | 3 | 75 |
| Steals Per Game (352 ranked) | 43 | 4 | 8.3 |
| Three Point Attempts Per Game (352 ranked) | 340 | 14 | 15.9 |
| Three Point Percentage (352 ranked) | 311 | 11 | 31.5 |
| Three Point Percentage Defense (352 ranked) | 75 | 6 | 32 |
| Three Pointers Per Game (352 ranked) | 342 | 14 | 5 |
| Turnover Margin (352 ranked) | 84 | 5 | 1.6 |
| Turnovers Forced Per Game (352 ranked) | 65 | 4 | 14.5 |
| Turnovers Per Game (352 ranked) | 215 | 11 | 12.9 |
| Winning Percentage (352 ranked) | 72 | 5 | 67.9 |

RAZORBACKS IN THE NCAA/SEC

| | | | | |
|--|------------------|-----|----|-------|
| Assist/Turnover Ratio (350 ranked) | Anthony Black | 279 | 13 | 1.4 |
| Assists (346 ranked) | Anthony Black | 90 | 2 | 122 |
| Assists Per Game (349 ranked) | Anthony Black | 99 | 3 | 4.4 |
| Blocks (350 ranked) | Makhel Mitchell | 67 | 6 | 40 |
| | Makhi Mitchell | 71 | 7 | 39 |
| Blocks Per Game (342 ranked) | Makhel Mitchell | 39 | 4 | 1.82 |
| | Makhi Mitchell | 80 | 7 | 1.39 |
| Double Doubles (570 ranked) | Makhi Mitchell | 352 | 15 | 2 |
| | Davonte Davis | 352 | 15 | 2 |
| | Trevon Brazile | 352 | 15 | 2 |
| Field Goal Attempts (347 ranked) | Ricky Council IV | 141 | 4 | 352 |
| Field Goal Percentage (341 ranked) | Ricky Council IV | 186 | 8 | 45.7 |
| Field Goals (337 ranked) | Ricky Council IV | 124 | 4 | 161 |
| Free Throw Attempts (347 ranked) | Ricky Council IV | 87 | 8 | 145 |
| | Anthony Black | 106 | 9 | 140 |
| Free Throw Percentage (349 ranked) | Ricky Council IV | 219 | 7 | 79.3 |
| Free Throws (346 ranked) | Ricky Council IV | 67 | 5 | 115 |
| | Anthony Black | 145 | 10 | 100 |
| Minutes Per Game (346 ranked) | Anthony Black | 62 | 1 | 35:21 |
| | Ricky Council IV | 69 | 2 | 35:01 |
| | Davonte Davis | 233 | 6 | 33:08 |
| Points (348 ranked) | Ricky Council IV | 122 | 3 | 466 |
| Points Per Game (344 ranked) | Ricky Council IV | 132 | 3 | 16.6 |
| Rebounds (347 ranked) | Makhi Mitchell | 317 | 14 | 165 |
| | -- | -- | -- | -- |
| Rebounds (Defensive) Per Game (349 ranked) | Makhi Mitchell | 327 | 12 | 4.32 |
| Rebounds (Offensive) Per Game (349 ranked) | -- | -- | -- | -- |
| Rebounds Per Game (350 ranked) | Makhi Mitchell | 337 | 15 | 5.9 |
| Steals (329 ranked) | Anthony Black | 40 | 4 | 55 |
| | Davonte Davis | 251 | 17 | 38 |
| Steals Per Game (349 ranked) | Anthony Black | 47 | 5 | 1.96 |
| | Davonte Davis | 243 | 16 | 1.41 |
| Three Point Attempts (339 ranked) | -- | -- | -- | -- |
| Three Point Percentage (108 ranked) | -- | -- | -- | -- |
| Three Pointers Per Game (346 ranked) | -- | -- | -- | -- |
| Total 3-point FGM (332 ranked) | -- | -- | -- | -- |
| Triple Doubles (2 ranked) | -- | -- | -- | -- |



2022-23 SEC STANDINGS

THROUGH WED • FEB. 22



| | SEC | PCT. | HOME | AWAY | OVERALL | PCT. | HOME | ROAD | NEUTRAL | STRK |
|-------------------|------------|-------------|------------|------------|-------------|-------------|-------------|------------|------------|-----------|
| Alabama | 14-1 | .933 | 7-0 | 7-1 | 24-4 | .857 | 13-0 | 9-2 | 2-2 | W2 |
| Texas A&M | 13-2 | .867 | 8-0 | 5-2 | 21-7 | .750 | 14-1 | 6-3 | 1-3 | W6 |
| Kentucky | 10-5 | .667 | 5-2 | 5-3 | 19-9 | .679 | 13-3 | 5-4 | 1-2 | W3 |
| Tennessee | 9-6 | .600 | 5-2 | 4-4 | 20-8 | .714 | 12-2 | 4-5 | 4-1 | L2 |
| Auburn | 9-6 | .600 | 6-2 | 3-4 | 19-9 | .679 | 13-2 | 4-6 | 2-1 | W1 |
| Arkansas | 8-7 | .533 | 6-2 | 2-5 | 19-9 | .679 | 13-2 | 2-6 | 4-1 | W2 |
| Missouri | 8-7 | .533 | 6-2 | 2-5 | 20-8 | .714 | 15-3 | 3-5 | 2-0 | W1 |
| Vanderbilt | 8-7 | .533 | 5-2 | 3-5 | 15-13 | .536 | 10-5 | 4-6 | 1-2 | L1 |
| Florida | 7-8 | .467 | 5-3 | 2-5 | 14-14 | .500 | 9-5 | 3-6 | 2-3 | L2 |
| Georgia | 6-9 | .400 | 5-2 | 1-7 | 16-12 | .571 | 13-2 | 1-9 | 2-1 | L2 |
| Mississippi State | 6-9 | .400 | 3-4 | 3-5 | 18-10 | .643 | 10-4 | 4-5 | 4-1 | L1 |
| South Carolina | 3-12 | .200 | 0-8 | 3-4 | 10-18 | .357 | 6-8 | 4-6 | 0-4 | L1 |
| LSU | 2-13 | .133 | 2-6 | 0-7 | 13-15 | .464 | 10-7 | 0-7 | 3-1 | W1 |
| Ole Miss | 2-13 | .133 | 0-7 | 2-6 | 10-18 | .357 | 6-9 | 2-8 | 2-1 | L4 |

AP (Feb. 20)

| | | | |
|----|------------------------|-------------|--------------|
| 1 | Houston (48) | 25-2 | 1,534 |
| 2 | ALABAMA (7) | 23-4 | 1,448 |
| 3 | Kansas (7) | 22-5 | 1,409 |
| 4 | UCLA | 23-4 | 1,363 |
| 5 | Purdue | 24-4 | 1,294 |
| 6 | Virginia | 21-4 | 1,228 |
| 7 | Arizona | 24-4 | 1,213 |
| 8 | Texas | 21-6 | 1,083 |
| 9 | BAYLOR | 20-7 | 1,013 |
| 10 | Marquette | 21-6 | 968 |
| 11 | TENNESSEE | 20-7 | 887 |
| 12 | Gonzaga | 23-5 | 856 |
| 13 | Miami (Fla.) | 22-5 | 833 |
| 14 | Kansas State | 20-7 | 666 |
| 15 | Saint Mary's | 24-5 | 650 |
| 16 | Xavier | 20-7 | 563 |
| 17 | Indiana | 19-8 | 539 |
| 18 | UConn | 20-7 | 440 |
| 19 | CREIGHTON | 18-9 | 361 |
| 20 | Providence | 20-7 | 350 |
| 21 | Northwestern | 20-7 | 349 |
| 22 | SAN DIEGO STATE | 21-5 | 336 |
| 23 | Iowa State | 17-9 | 309 |
| 24 | TCU | 18-9 | 162 |
| 25 | TEXAS A&M | 20-7 | 125 |

RECEIVING VOTES: North Carolina State 54, Pittsburgh 34, Maryland 14, Oral Roberts 14, **KENTUCKY 12**, Boise State 12, **ARKANSAS 6**, Florida Atlantic 6, Charleston 4, **MISSOURI 3**, Duke 3, Illinois 2, Kent State 2, Nevada 1, Oklahoma State 1

COACHES (FEB. 20)

| | | | |
|----|----------------------|-------------|------------|
| 1 | Houston (24) | 25-2 | 791 |
| 2 | ALABAMA (6) | 23-4 | 753 |
| 3 | UCLA | 23-4 | 716 |
| 4 | Kansas (1) | 22-5 | 693 |
| 5 | Purdue | 24-4 | 669 |
| 6 | Virginia | 21-4 | 638 |
| 7 | Arizona (1) | 24-4 | 607 |
| 8 | Texas | 21-6 | 588 |
| 9 | Marquette | 21-6 | 515 |
| 10 | BAYLOR | 20-7 | 512 |
| 11 | Miami-Florida | 22-5 | 437 |
| 12 | Gonzaga | 23-5 | 431 |
| 13 | TENNESSEE | 20-7 | 398 |
| 14 | Saint Mary's | 24-5 | 349 |
| 15 | Xavier | 20-7 | 309 |
| 16 | Kansas State | 20-7 | 299 |
| 17 | Indiana | 19-8 | 288 |
| 18 | Providence | 20-7 | 226 |
| 19 | CREIGHTON | 18-9 | 225 |
| 20 | SAN DIEGO ST. | 21-5 | 180 |
| 21 | Iowa State | 17-9 | 174 |
| 22 | Northwestern | 20-7 | 148 |
| 23 | Connecticut | 20-7 | 128 |
| 24 | NC State | 21-7 | 93 |
| 25 | TEXAS A&M | 20-7 | 87 |

RECEIVING VOTES: Texas Christian 64, Florida Atlantic 14, Pittsburgh 13, Duke 13, Maryland 10, **KENTUCKY 8**, Oral Roberts 6, Boise St. 6, Texas Tech 4, Iowa 4, **AUBURN 2**, Rutgers 1, Oklahoma State 1.

SEC SCHEDULE

| SATURDAY, FEBRUARY 25 | TV | CT |
|-------------------------------------|---------------|----------------|
| Missouri at Georgia | SECN | 12:00 pm |
| Arkansas at Alabama | ESPN/2 | 1:00 pm |
| Texas A&M at Mississippi State | SECN | 2:30 pm |
| Auburn at Kentucky | CBS | 3:00 pm |
| Florida at Vanderbilt | ESPN2/U | 5:00 pm |
| South Carolina at Tennessee | SECN | 5:00 pm |
| LSU at Ole Miss | SECN | 7:30 pm |
| TUESDAY, FEBRUARY 28 | TV | CT |
| Florida at Georgia | SECN | 6:00 pm |
| Arkansas at Tennessee | ESPN2 | 8:00 pm |
| South Carolina at Mississippi State | SECN | 8:00 pm |
| Texas A&M at Ole Miss | ESPNU | 8:00 pm |
| WEDNESDAY, MARCH 1 | TV | CT |
| Auburn at Alabama | ESPN2 | 6:00 pm |
| Vanderbilt at Kentucky | SECN | 6:00 pm |
| Missouri at LSU | SECN | 8:00 pm |
| SATURDAY, MARCH 4 | TV | CT |
| Alabama at Texas A&M | CBS | 11:00 am |
| Georgia at South Carolina | SECN | 12:00 pm |
| Tennessee at Auburn | ESPN | 1:00 pm |
| Kentucky at Arkansas | CBS | 1:00 pm |
| Ole Miss at Missouri | SECN | 2:30 pm |
| LSU at Florida | SECN | 5:00 pm |
| Mississippi State at Vanderbilt | SECN | 7:30 pm |

HOGS RANKING BY WEEK

| WEEK | AP | COACH | NET |
|-----------|------------|-------|---------|
| Preseason | 10 | 10 | No Poll |
| Nov. 14 | 9 | 10 | No Poll |
| Nov. 21 | 9 | 9 | No Poll |
| Nov. 28 | T11 | 11 | No Poll |
| Dec. 5 | 9 | 8 | 25 |
| Dec. 12 | 10 | 10 | 24 |
| Dec. 19 | 10 | 8 | 17 |
| Dec. 26 | 9 | 7 | 10 |
| Jan. 2 | 13 | 13 | 12 |
| Jan. 9 | 15 | 16 | 16 |
| Jan. 16 | 25 | 25 | 27 |
| Jan. 23 | T33 RV (9) | -- | 27 |
| Jan. 30 | T39 RV (9) | -- | 28 |
| Feb. 6 | 34 RV (11) | -- | 29 |
| Feb. 13 | 35 RV (4) | -- | 23 |
| Feb. 20 | 32 RV (6) | -- | 19 |
| Feb. 27 | | | |
| Mar 6 | | | |
| Mar 13 | | | |
| Apr. 4 | | | |

ARKANSAS IN THE POLLS

Ranking in AP Poll unless * indicating only ranked in the Coaches Poll

| As | Overall | H | A | N | Last Meeting | Last Win |
|--------|---------|--------|-------------|---------------------------|---|--|
| As #1 | 16-4 | 8-0 | 6-2 | 2-2 | W, 97-79 vs #14 Georgetown @MEM (11/27/94) | Same |
| As #2 | 38-4 | 17-1 | 7-0 | 14-3 | W, 76-72 vs #2 Duke @NCAA (4/4/94) | Same |
| As #3 | 29-5 | 13-0 | 10-5 | 6-0 | W, 97-79 vs Tennessee (1/7/95) | Same |
| As #4 | 13-2 | 8-0 | 3-2 | 2-0 | W, 94-71 at Missouri (12/3/94) | Same |
| As #5 | 13-8 | 1-1 | 2-4 | 10-3 | L (OT), 95-93 vs #3 Kentucky @SEC (3/12/95) | 69-58 vs #20 Alabama @SEC (3/11/95) |
| As #6 | 18-3 | 6-0 | 5-0 | 7-3 | L, 89-78 vs #1 UCLA @NCAA (4/3/95) | 75-68 vs #4 N. Carolina @NCAA (4/1/95) |
| As #7 | 18-1 | 4-0 | 7-0 | 7-1 | W, 68-66 vs Auburn (3/4/95) | Same |
| As #8 | 9-10 | 6-1 | 1-5 | 2-4 | L, 78-71 vs LSU @SEC (3/13/21) | 70-64 vs Missouri @SEC (3/12/21) |
| As #9 | 27-7 | 7-1 | 6-2 | 15-4 | L, 60-57 at LSU (12/28/22) | 88-78 vs Oklahoma (12/10/22) @ Tulsa |
| As #10 | 20-4 | 11-1 | 2-1 | 7-2 | W, 85-51 vs UNC Asheville (12/21/22) | Same |
| As #11 | 22-6 | 12-2 | 6-4 | 4-0 | W, 99-58 vs San Jose St (12/03/22) | Same |
| As #12 | 22-9 | 11-0 | 8-5 | 2-4 | L, 88-66 vs Oklahoma (12/11/21) | 86-66 vs Charlotte (12/8/21) |
| As #13 | 18-6 | 12-1 | 3-5 | 3-0 | L, 72-59 at #22 Auburn (1/7/23) | 74-68 vs #20 Missouri (1/4/23) |
| As #14 | 29-5 | 13-0 | 8-2 | 8-3 | L, 78-74 at #13 Tennessee (3/5/22) | 77-73 vs LSU (3/2/22) |
| As #15 | 16-6 | 4-2 | 9-2 | 3-2 | L, 97-84 at Vanderbilt (1/14/23) | 90-68 vs Tennessee State (11/7/00) |
| As #16 | 17-5 | 12-0 | 3-4 | 2-1 | W, 93-80 vs UNI (11/7/21) | Same |
| As #17 | 18-9 | 5-0 | 5-2 | ****8-7 | W, 69-78 vs #9 Duke @NCAA (3/26/22) | 74-68 vs #1 Gonzaga @NCAA (3/24/22) |
| As #18 | 20-9 | *10-4 | 8-4 | 2-1 | W, 75-73 vs #6 Kentucky (2/26/22) | Same |
| As #19 | 16-7 | 8-2 | 3-3 | 5-2 | L, 96-82 vs Ole Miss (1/17/15) | 67-45 vs Wofford (11/9/07) |
| As #20 | 24-4 | **11-0 | 1-0****12-4 | W, 83-75 vs LSU (2/27/21) | Same | |
| As #21 | 6-4 | 3-0 | 0-1 | 3-3 | L, 87-78 vs #15 N. Carolina @NCAA (3/21/15) | 56-53 vs Wofford @NCAA (3/19/15) |
| As #22 | 8-5 | 4-1 | 2-3 | 2-1 | L, 78-77 at Auburn (1/6/18) | 84-79 (OT) vs Miss State @SEC (3/6/99) |
| As #23 | 7-1 | 5-0 | 2-1 | 0-0 | W, 58-48 vs #16 Tennessee (2/19/22) | Same |
| As #24 | 7-1 | 4-0 | 3-0 | 0-1 | L, 89-81 vs Hofstra @ NLR (12/18/21) | Same |
| As #25 | 6-3 | 6-0 | 0-3 | 0-1 | W, 69-57 vs Ole Miss (01/21/23) | Same |
| TOT. | 437-128 | 201-17 | 110-60 | 126-52 | W, 69-57 vs Ole Miss (01/21/23) | Same |

ARKANSAS VERSUS THE POLLS

Ranking in AP Poll unless * indicating only ranked in the Coaches Poll

| Vs | Overall | H | A | N | Last Meeting | Last Win |
|--------|---------|-------|-------|-------|---|--|
| Vs #1 | 3-11 | 1-2 | 0-2 | 2-7 | W, 74-68 vs Gonzaga @NCAA (03/24/22) | Same |
| Vs #2 | 6-8 | 5-2 | 0-5 | 1-1 | W, 80-69 vs Florida (2/5/13) | Same |
| Vs #3 | 0-15 | 0-1 | 0-3 | 0-11 | L, 81-72 vs Baylor @ NCAA (3/29/21) | -- |
| Vs #4 | 5-13 | 2-3 | 1-7 | 2-3 | L, 84-69 vs Alabama (1/11/23) | 96-88 vs Oklahoma (12/30/08) |
| Vs #5 | 4-4 | 4-1 | 0-1 | 0-2 | W, 74-71 vs Texas A&M (1/27/16) | Same |
| Vs #6 | 7-11 | 4-3 | 0-5 | 3-3 | W, 75-73 vs Kentucky (2/26/22) | Same |
| Vs #7 | 1-5 | 1-0 | 0-1 | 0-4 | W, 67-64 vs Texas (1/6/09) | Same |
| Vs #8 | 3-4 | 2-0 | 1-3 | 0-1 | L, 82-65 vs Kentucky @SEC (3/12/17) | 88-61 vs Alabama (1/6/07) |
| Vs #9 | 2-6 | 0-0 | 1-4 | 1-2 | L, 78-69 vs Duke @NCAA (3/26/22) | 91-82 vs Arizona @NCAA (4/2/94) |
| Vs #10 | 5-5 | 2-2 | 2-1 | 1-2 | L, 90-87 vs Creighton (11/22/22) | (OT), 86-81 at Missouri (2/13/21) |
| Vs #11 | 5-8 | 2-2 | 1-4 | 2-2 | L (OT), 79-76 vs Auburn (2/4/20) | 104-93 vs Missouri (12/5/95) |
| Vs #12 | 7-9 | 2-2 | 2-4 | *3-3 | W, 65-58 at LSU (1/15/22) | Same |
| Vs #13 | 6-4 | 3-0 | 0-2 | 3-2 | L, 78-74 at Tennessee (3/5/22) | 87-85 vs Kentucky (1/14/14) |
| Vs #14 | 5-7 | 3-2 | 0-3 | 2-2 | L, 67-64 at Texas Tech (1/26/19) | 91-82 vs Auburn (2/27/18) |
| Vs #15 | 3-5 | 0-0 | 0-2 | 0-3 | L, 87-78 vs N. Carolina @NCAA (3/21/15) | 98-88 vs Mississippi State (1/7/12) |
| Vs #16 | 4-7 | 2-2 | 0-4 | 2-1 | W, 58-48 vs Tennessee (2/19/22) | Same |
| Vs #17 | 4-4 | 1-2 | 1-1 | 2-1 | L, 67-64 at Baylor (1/28/23) | (OT), 78-74 vs San Diego St (11/23/22) |
| Vs #18 | 5-7 | 1-2 | 2-3 | 2-2 | L, 84-67 at Ole Miss (1/19/19) | 80-73 at Ole Miss (1-31-10) |
| Vs #19 | 8-3 | 3-1 | 3-1 | 2-1 | W, 90-89 at LSU (2/2/19) | Same |
| Vs #20 | 11-5 | 5-2 | 1-2 | 5-1 | W, 74-68 vs Missouri (1/5/23) | Same |
| Vs #21 | 5-3 | 2-1 | 1-0 | 2-2 | W, 68-66 vs TX Tech @NCAA (3/21/21) | Same |
| Vs #22 | 4-3 | 4-1 | 0-2 | 0-0 | L, 72-59 at #22 Auburn (1/7/23) | (OT), 77-76 vs Kentucky (2/23/11) |
| Vs #23 | 3-7 | 1-2 | 0-3 | 2-2 | W, 80-72 vs Florida @SEC (3/9/18) | Same |
| Vs #24 | 2-4 | 1-2 | *0-1 | *1-1 | *L, 90-59 at Alabama (1/16/21) | *86-72 vs Indiana @NCAA (3/21/08) |
| Vs #25 | 4-5 | *3-2 | *0-1 | 1-2 | L, 62-56 at Texas A&M (2/15/16) | 82-74 vs Vanderbilt (1/31/12) |
| TOT. | 112-162 | 57-36 | 16-65 | 39-61 | L, 62-56 at #25 Texas A&M (2/15/23) | 74-68 vs #20 Missouri (1/4/23) |

RANKED ARKANSAS VERSUS RANKED OPPONENT

| Overall | H | A | N |
|---|------|------|-------|
| 48-50 | 18-4 | 4-16 | 26-30 |
| LAST TIME: #13 ARK at #22 AUB - L, 72-59 (01/07/23) LAST W: 74-68 v #20 MIZ (01/04/23) | | | |
| LAST W at Home: #13 ARK v #20 MIZ - W, 74-68 (01/04/23) | | | |
| LAST W on Road: #10 ARK at #18 BAMA - W, 86-80 (2/15/95) | | | |
| LAST W vs Neutral: #9 ARK vs #17 AZTECS - W, 78-74 (ot) (11/23/22) | | | |

LAST TIME HOGS WON AS TOP 25

| | HOME | ROAD | NEUTRAL |
|-------------------|----------|-------------|----------|
| #1: Miss State | 3/5/94 | LSU | 3/2/94 |
| #2: NW (La) St | 12/4/93 | Baylor | 1/26/91 |
| #3: Tennessee | 1/7/95 | Ole Miss | 1/4/95 |
| #4: Jackson St. | 11/30/94 | Missouri | 12/03/94 |
| #5: Miss State | 1/11/95 | Tennessee | 1/29/94 |
| #6: Montevallo | 2/5/94 | UAB | 1/27/90 |
| #7: Auburn | 3/4/95 | Florida | 2/28/95 |
| #8: Montevallo | 2/25/95 | LSU | 2/22/95 |
| #9: Oklahoma | 12/10/22 | S. Carolina | 1/21/95 |
| #10: UNCA | 12/12/22 | S. Carolina | 2/15/95 |
| #11: San Jose St | 12/03/22 | S. Carolina | 11/29/89 |
| #12: Charlotte | 12/7/21 | S. Carolina | 3/2/21 |
| #13: Missouri | 01/04/23 | S. Carolina | 1/9/93 |
| #14: LSU | 3/2/22 | Alabama | 2/13/93 |
| #15: Tenn State | 11/27/00 | Miss State | 1/31/98 |
| #16: UNI | 11/17/21 | S. Carolina | 12/30/91 |
| #17: SE Mo. State | 11/27/82 | Florida | 2/6/93 |
| #18: Kentucky | 2/26/22 | Florida | 2/22/22 |
| #19: Wofford | 11/9/07 | Wake Forest | 12/23/98 |
| #20: LSU | 2/27/21 | LSU | 1/2/99 |
| #21: North Texas | 12/05/00 | -- | (0-1) |
| #22: Providence | 1/23/99 | Memphis | 1/10/98 |
| #23: Tennessee | 2/19/22 | Missouri | 2/15/22 |
| #24: Florida | 2/16/21 | Ole Miss | 2/14/15 |
| #25: Iona | 11/30/14 | -- | (0-1) |

VERSUS 2022-23 OPPONENTS

NON-CONFERENCE

| School | Gms | Series Record | H | A | N | Last Meeting |
|--------------------|-----|-----------------------|-------|-------|-----|---------------------------------|
| Baylor | 145 | Arkansas Leads, 96-49 | 53-11 | 37-33 | 6-5 | A - L, 67-64 (2/28/23) |
| Bradley | 1 | Arkansas Leads, 1-0 | 0-0 | 0-0 | 1-0 | N - W, 76-57 (12/17/22) @ NLR |
| Creighton | 3 | Creighton Leads, 2-1 | 0-0 | 0-1 | 2-0 | N - L, 90-87 (11/22/22) |
| Fordham | 3 | Arkansas Leads, 2-1 | 1-0 | 0-0 | 1-1 | H - W, 64-48 (11/11/22) |
| Louisville | 8 | Series Tied 4-4 | 0-1 | 1-0 | 3-3 | N - W, 80-54 (11/21/22) |
| North Dakota State | 2 | Arkansas Leads, 2-0 | 2-0 | 0-0 | 0-0 | H - W, 76-58 (11/07/22) |
| Oklahoma | 30 | Arkansas Leads, 19-13 | 8-5 | 3-7 | 6-1 | N - W, 88-78 (12/10/22) @ Tulsa |
| San Diego State | 3 | Arkansas Leads, 3-0 | 0-0 | 0-0 | 3-0 | N - W, 78-74 (ot) (11/23/22) |
| San Jose State | 1 | Arkansas Leads, 1-0 | 1-0 | 0-0 | 0-0 | H - W, 99-58 (12/03/22) |
| South Dakota State | 1 | Arkansas Leads, 1-0 | 1-0 | 0-0 | 0-0 | H - W, 71-56 (11/16/22) |
| Troy | 6 | Arkansas Leads, 5-1 | 3-1 | 0-0 | 2-0 | H - W, 74-61 (11/28/22) |
| UNC Asheville | 1 | Arkansas Leads, 1-0 | 1-0 | 0-0 | 0-0 | H - W, 85-51 (12/21/22) |
| UNC Greensboro | 2 | Arkansas Leads, 2-0 | 2-0 | 0-0 | 0-0 | H - W, 65-58 (12/06/22) |

SOUTHEASTERN CONFERENCE

| School | Gms | Series Record | H | A | N | Last Meeting |
|-------------------|------|------------------------|-------|-------|------|-------------------------|
| Alabama | 67 | Arkansas Leads, 36-31 | 20-7 | 8-22 | 8-2 | H - L, 84-69 (01/11/23) |
| • SEC Only | 57 | Arkansas Leads, 29-28 | 20-7 | 8-20 | 1-1 | |
| Auburn | 58 | Arkansas Leads, 37-21 | 23-5 | 13-15 | 1-1 | A - L, 72-59 (01/07/23) |
| • SEC Only | 57 | Arkansas Leads, 37-20 | 23-5 | 13-15 | 1-0 | |
| Florida | 41 | Arkansas Trails, 15-26 | 10-7 | 3-14 | 2-5 | H - W, 84-65 (02/18/23) |
| • SEC Only | SAME | | | | | |
| Georgia | 42 | Arkansas Leads, 26-16 | 13-3 | 6-10 | 6-3 | H - W, 97-65 (02/22/23) |
| • SEC Only | SAME | | | | | |
| Kentucky | 47 | Arkansas Trails, 14-33 | 8-8 | 5-15 | 1-10 | A - W, 88-73 (02/07/23) |
| • SEC Only | 42 | Arkansas Trails, 14-28 | 8-8 | 5-13 | 1-8 | |
| LSU | 77 | Arkansas Leads, 42-35 | 23-8 | 13-20 | 6-7 | H - W, 60-40 (01/24/23) |
| • SEC Only | 68 | Arkansas Leads, 38-30 | 23-8 | 12-19 | 3-3 | |
| Ole Miss | 85 | Arkansas Leads, 52-33 | 18-11 | 10-20 | 24-2 | H - W, 67-57 (01/21/23) |
| • SEC Only | 56 | Arkansas Leads, 30-27 | 18-10 | 10-18 | 1-0 | |
| Mississippi State | 68 | Arkansas Leads, 35-33 | 23-9 | 7-23 | 5-1 | H - L, 70-64 (02/11/23) |
| • SEC Only | 59 | Arkansas Leads, 30-29 | 22-8 | 6-21 | 2-0 | |
| Missouri | 60 | Arkansas Leads, 33-27 | 19-10 | 12-17 | 2-0 | A - L, 76-79 (01/18/23) |
| • SEC Only | 23 | Arkansas Leads, 14-9 | 9-2 | 4-7 | 1-0 | |
| South Carolina | 38 | Arkansas Leads, 23-15 | 12-5 | 8-8 | 3-2 | A - W, 65-63 (02/04/23) |
| • SEC Only | SAME | | | | | |
| Tennessee | 46 | Arkansas Trails, 22-24 | 12-4 | 4-15 | 6-5 | A - L, 78-74 (03/05/22) |
| • SEC Only | 42 | Arkansas Trails, 19-23 | 12-4 | 4-15 | 3-4 | |
| Texas A&M | 166 | Arkansas Leads, 106-60 | 61-15 | 38-40 | 7-5 | A - L, 62-56 (02/15/23) |
| • SEC Only | 20 | Arkansas Leads 11-9 | 9-1 | 2-7 | 0-1 | |
| Vanderbilt | 43 | Arkansas Leads, 29-14 | 16-4 | 8-9 | 5-1 | A - L, 97-84 (01/14/23) |
| • SEC Only | 41 | Arkansas Leads 28-13 | 15-4 | 8-8 | 5-1 | |

AT THE SEC TOURNEY

Overall: 29-29
 1st Rd: 4-10
 2nd Rd: 1-2
 Quarterfinal: 16-2
 Semifinal: 7-9
 Final: 1-6

RECORD BY OPPONENT

| Opponent | Record | Last Meeting |
|-------------------|--------|------------------------|
| Alabama | 1-1 | 1995, W, 69-58 (Semis) |
| Auburn | 1-0 | 2000, W, 75-67 (Final) |
| Florida | 2-5 | 2015, W, 66-50 (2nd) |
| Georgia | 6-3 | 2015, W, 60-49 (Semis) |
| Kentucky | 1-9 | 2017, L, 82-65 (Final) |
| LSU | 3-3 | 2022, W, 79-67 (Quart) |
| Ole Miss | 1-0 | 2017, W, 73-72 (Quart) |
| Mississippi State | 2-0 | 2007, W, 81-64 (Semis) |
| Missouri | 1-0 | 2021, W, 70-64 (Quart) |
| South Carolina | 3-2 | 2018, W, 69-64 (2nd) |
| Tennessee | 3-4 | 2018, L, 84-66 (Semis) |
| Texas A&M | 0-1 | 2022, L, 82-64 (Semis) |
| Vanderbilt | 5-1 | 2020, W, 86-73 (1st) |

AT THE NCAA TOURNEY

Overall: 48-34
 1st Rd: 19-8
 2nd Rd: 11-10
 Sweet 16: 8-5
 Elite 8: 6-5
 Final Four: 2-4
 Championship: 1-1
 - Regional/Final Consolations: 2-1

RECORD BY OPPONENT

| Opponent | Record | Last Meeting |
|------------------|--------|------------------------------|
| Alabama | 1-0 | 1991, W, 93-70 (Sweet 16) |
| Arizona | 1-0 | 1994, W, 91-82 (Final 4) |
| Arizona State | 1-0 | 1991, W, 97-90 (2nd) |
| Baylor | 0-1 | 2021, L, 81-72 (Elite 8) |
| Bucknell | 0-1 | 2006, L, 59-55 (1st) |
| Butler | 0-1 | 2018, L, 79-62 (1st) |
| Cal St-Fullerton | 1-0 | 1979, W, 61-58 (Elite 8) |
| Cincinnati | 0-1 | 1958, L, 97-62 (Final 4 con) |
| Colgate | 1-0 | 2021, W, 85-68 (1st) |
| Dayton | 1-0 | 1990, W, 86-84 (2nd) |
| Duke | 1-2 | 2022, L, 78-69 (Elite 8) |
| Georgetown | 1-1 | 2001, L, 63-61 (1st) |
| Georgia State | 1-0 | 1999, W, 117-76 (1st) |
| Gonzaga | 1-0 | 2022, W, 74-68 (Sweet 16) |
| Holy Cross | 1-0 | 1993, W, 94-64 (1st) |
| Indiana | 1-0 | 2008, W, 86-72 (1st) |
| Indiana State | 0-1 | 1979, L, 73-71 (Elite 8) |
| Iowa | 1-1 | 1999, L, 82-72 (2nd) |
| Kansas | 0-1 | 1991, L, 93-71 (Elite 8) |
| Kansas State | 0-2 | 1982, L, 65-64 (2nd) |
| Kentucky | 0-1 | 1979, L, 64-59 (Final 4) |
| LSU | 0-1 | 1981, L, 75-56 (Sweet 16) |
| Louisville | 2-2 | 1989, L, 93-74 (2nd) |
| Loyola-Marymount | 1-0 | 1989, W, 120-101 (1st) |
| Marquette | 1-0 | 1996, W, 65-56 (2nd) |
| UMass | 0-1 | 1996, L, 79-63 (Sweet 16) |
| Memphis | 1-1 | 1995, W, 96-91 OT (Sweet 16) |
| Mercer | 1-0 | 1981, W, 73-67 (1st) |
| Miami (Fla.) | 0-1 | 2000, L, 75-71 (1st) |
| Michigan | 1-0 | 1994, W, 76-68 (Elite 8) |
| Murray State | 1-0 | 1992, W, 80-60 (1st) |
| Nebraska | 1-0 | 1998, W, 74-65 (1st) |
| New Mexico State | 1-0 | 2022, W, 53-48 (2nd) |
| Notre Dame | 1-0 | 1979, W, 71-69 (Final 4) |
| North Carolina | 2-4 | 2017, L, 72-65 (2nd) |
| N.C. A&T | 1-0 | 1994, W, 94-79 (1st) |
| Oklahoma State | 0-2 | 1958, L, 65-4 (Sweet 16) |
| Oral Roberts | 1-0 | 2021, W, 72-70 (Sweet 16) |
| Oregon | 1-0 | 1945, W, 79-76 (Elite 8) |
| Oregon State | 0-1 | 1949, L, 56-38 (Elite 8) |
| Penn State | 1-0 | 1996, W, 86-80 (1st) |
| Princeton | 1-0 | 1990, W, 68-64 (1st) |
| Purdue | 1-0 | 1983, W, 78-68 (2nd) |
| St. John's | 1-1 | 1993, W, 80-74 (2nd) |
| Seton Hall | 1-0 | 2017, W, 77-71 (1st) |
| Siena | 1-0 | 1999, W, 94-80 (1st) |
| Southern Cal | 0-1 | 2007, L, 77-60 (1st) |
| Syracuse | 1-0 | 1995, W, 96-94 OT (2nd) |
| Texas | 1-0 | 1990, W, 88-85 (Elite 8) |
| Texas Southern | 1-0 | 1995, W, 79-78 (1st) |
| Texas Tech | 1-0 | 2021, W, 68-66 (2nd) |
| Tulsa | 1-0 | 1994, W, 103-84 (Sweet 16) |
| UCLA | 1-1 | 1998, L, 89-78 (Final) |
| Utah | 0-1 | 1998, L, 69-65 (2nd) |
| Vermont | 1-0 | 2022, W, 75-71 (1st) |
| Villanova | 0-1 | 1988, L, 82-74 (1st) |
| Virginia | 1-1 | 1995, W, 68-61 (Elite 8) |
| Wake Forest | 0-1 | 1977, L, 86-80 (1st) |
| Washington State | 0-1 | 1941, L, 64-53 (Final 4) |
| Weber State | 2-0 | 1980, W, 74-63 (2nd) |
| Wofford | 1-0 | 2015, W, 56-53 (2nd*) |
| Wyoming | 2-0 | 1949, W, 61-48 (Reg con) |

#PROHOGS

| | | | | | |
|----|----------------------|----|---------------------------|----|---------------------------|
| 41 | NBA Draft Selections | 16 | All-Star Game Appearances | 14 | All-Defensive Team Honors |
|----|----------------------|----|---------------------------|----|---------------------------|



PATRICK BEVERLEY

- 11th Year in NBA
- 3x NBA All-Defensive Team
- 2009 - 2nd RD/42nd overall



DANIEL GAFFORD

- 4th Year in NBA
- 2019 - 2nd RD/38th overall



MOSES MOODY

- 2nd Year in NBA
- 1st Hog to be "1 & Done"
- 2021 - 1st RD/14th Pick
- 2022 NBA Champion



STANLEY UMUDE

- 1st Year in NBA
- 2023 Free Agent
- Inked 10-day contract 2/10/23



ISAIAH JOE

- 3rd Year in NBA
- 2020 - 2nd RD/49th overall



BOBBY PORTIS

- 8th Year in NBA
- 2021 NBA Champion
- 2015 - 1st RD/22nd overall



JAYLIN WILLIAMS

- 1st Year in NBA
- 2022 - 2nd RD/34th overall

CURRENT #PROHOGS TO PLAY IN NBA

- Courtney Fortson (Clippers, Rockets)
- Mason Jones (Rockets, 76ers, Lakers)
- Dusty Hannahs (Grizzlies)
- Daryl Macon (Mavericks, Heat)
- Sonny Weems (Nuggets, Raptors, Suns, 76ers)

| | | | | | |
|----|-------------------------|---|--------------------|---|---------------|
| 13 | First Round Draft Picks | 7 | All-NBA Selections | 6 | NBA Champions |
|----|-------------------------|---|--------------------|---|---------------|



PROHOGS AROUND THE WORLD

| | |
|--------------------|--------------------------------|
| Adrio Bailey # | Frankston Blues (Australia) |
| Jaylen Barford | Lokomotiv (Russia) |
| Coty Clarke | Nagoya DD (Japan) |
| Jeantal Cylla # | Union SF (Argentina) |
| Jabril Durham | Szolnok (Hungary) |
| Olumuyiwa Famutimi | Scarborough (Canada) |
| Courtney Fortson | PGE Spojnia Stargard (Poland) |
| Dusty Hannahs | Santa Cruz Warriors (G League) |
| Delvon Johnson | Usti n/Labem (Czech Republic) |
| Joe Johnson | Triplets (USA BIG3) |
| Mason Jones # | Mexico City (G League) |
| Chris Lykes # | Horsens IC (Denmark) |
| Daryl Macon | Unics (Russia) |
| JD Notae # | Aris (Greece) |
| Emeka Obukwelu # | Skrjjevo (Croatia) |
| Michael Qualls | Al Riyadi (Lebanon) |
| Jalen Tate # | Peja (Kosovo) |
| Dustin Thomas | Prishtina (Kosovo) |
| Charles Thomas | Penarol (Uruguay) |
| Justin Smith # | Delaware Blue Coats (G League) |
| Au'Diese Toney # | Lakeland Magic (G League) |
| Trey Wade # | Arka Gdynia (Poland) |
| Sonny Weems | Shanxi Loongs (China) |



- Played for Eric Musselman





ERIC MUSSELMAN

ARKANSAS HEAD COACH

San Diego, 1987

92-37 • 4th year as Arkansas head coach
202-71 • 8th year as collegiate head coach
503-291 • 14 seasons as professional head coach

- 1996 USBL Coach of the Year
- 2003 NBA Coach of the Year Runner-Up
- 2012 NBA D-League Coach of the Year
- 2016 Bleacher Report's Mountain West Coach of the Year
- 2017 USBWA District VIII Coach of the Year
- 2018 USBWA District VIII Coach of the Year
- 2018 NABC District 17 Coach of the Year
- 2018 Mountain West Coach of the Year
- 2021 Jim Phelan Coach of the Year Finalist
- 2021 Werner Ladder Naismith Coach of the Year Semifinalist
- 2021 Basketball Times Midlands District Coach of the Year

COLLEGIATE HEAD COACHING RECORD

| Year | Overall | Conf | Finish | Conf Tourn | NCAA/CBI Postseason |
|--------------|---------------|--------------|-----------------|------------|----------------------------------|
| 2015-16 | 24-14 | 10-8 | MW (T4th) | 1-1 | 5-1 • CBI Champion |
| 2016-17 | 28-7 | 14-4 | MW (1st) | 3-0 * | 0-1 • #12 seed NCAA 1st Rd |
| 2017-18 | 29-8 | 15-3 | MW (1st) | 1-1 | 2-1 • #7 seed NCAA Sweet 16 |
| 2018-19 | 29-5 | 15-3 | MW (1st) | 1-1 | 0-1 • #7 seed NCAA 1st Rd |
| 2019-20 | 20-12 | 7-11 | SEC (T10th) | 1-0 + | Canceled |
| 2020-21 | 25-7 | 13-4 | SEC (2nd) | 1-1 | 3-1 • #3 seed Elite 8 |
| 2021-22 | 28-9 | 13-5 | SEC (4th) | 1-1 | 3-1 • #4 seed Elite 8 |
| 2022-23 | 19-9 | 8-7 | | | |
| Total | 202-71 | 95-45 | | 9-5 | 13-6 (8-5 NCAA / 5-1 CBI) |

* - Tournament champion / + - SEC Tourney canceled after Rd 1 due to COVID

MUSSELMAN'S CAREER AS HEAD COACH

NOTE: Professional basketball **DOES NOT** count postseason toward season W-L record nor to head coach W-L record

| Year | Team | League | Record | Note for the Season | Reg. Season Div./Conf. Finish | Postseason |
|---------|-----------------|----------|--------|---|-------------------------------|-------------------------------------|
| 1989-90 | Rapid City | CBA | 42-14 | MOST WINS IN CBA | 1st National Conf. | Finals (8-8) * |
| 1991-92 | Rapid City | CBA | 37-19 | 2nd-most wins in CBA | 1st National Conf. | Finals (9-7) * |
| 1992-93 | Rapid City | CBA | 44-12 | MOST WINS IN CBA | 1st National Conf. | Conf. Finals (5-3) * |
| 1993-94 | Rapid City | CBA | 37-19 | MOST WINS IN CBA | 1st National Conf. | Conf. Finals (5-5) * |
| 1994-95 | Rapid City | CBA | 31-25 | 6th-most wins in CBA | 5th National Conf. | Conf. 1st Rd (0-2) * |
| 1995-96 | Florida | CBA | 41-15 | MOST WINS IN CBA | 1st National Conf. | Conf. Finals (5-3) * |
| 1996-97 | Florida | CBA | 38-18 | 2nd-most wins in CBA | 1st American Conf. | Finals (7-6) * |
| 1995 | Florida | USBL | 25-2 | MOST WINS IN USBL | 1st Overall | Champion (1-0) * |
| 1996 | Florida | USBL | 28-1 | MOST WINS IN USBL | 1st Southern Div. | Champion (3-0) * |
| 2002-03 | Golden State | NBA | 38-44 | 6th Pacific Division | 11th Western Conf. | -- |
| 2003-04 | Golden State | NBA | 37-45 | T4th Pacific Division | 11th Western Conf. | -- |
| 2006-07 | Sacramento | NBA | 33-49 | 5th Pacific Division | 11th Western Conf. | -- |
| 2010-11 | Reno | D-League | 34-16 | 2nd-most wins in NBADL | 1st Western Conf. | Semifinals (2-3) * |
| 2011-12 | Los Angeles | D-League | 38-12 | MOST WINS IN NBADL | 1st Western Conf. | Finals (5-2) * |
| 2015-16 | Nevada | NCAA | 24-14 | Led NCAA in FT Made | T4th Mountain West | CBI Champion (5-1) |
| 2016-17 | Nevada | NCAA | 28-7 | T16th for Most wins NCAA | 1st Mountain West | #12 seed - NCAA 1st Rd (0-1) |
| 2017-18 | Nevada | NCAA | 29-8 | 2nd in NCAA in A-T/O ratio | 1st Mountain West | #7 seed - NCAA Sweet 16 (2-1) |
| 2018-19 | Nevada | NCAA | 29-5 | 7th in NCAA in W-L% | 1st Mountain West | #7 seed - NCAA 1st Rd (0-1) |
| 2019-20 | Arkansas | NCAA | 20-12 | Led NCAA in 3Pt% Def | T10th SEC | Canceled |
| 2020-21 | Arkansas | NCAA | 25-7 | NCAA: 2nd FT/11th Scoring | 2nd SEC | #3 seed - NCAA Elite 8 (3-1) |
| 2021-22 | Arkansas | NCAA | 28-9 | Led NCAA in FTM/FTA | 4th SEC | #4 seed - NCAA Elite 8 (3-1) |
| 2022-23 | Arkansas | NCAA | 19-9 | | | |
| 2010 | Dominican Team | | 5-1 | Silver Medal Centrobasket Championship | | |
| 2011 | Venezuelan Team | | 12-9 | 5th FIBA Americas Championship | | |
| 2012 | Venezuelan Team | | 7-4 | Silver Medal FIBA South American Championship | | |

MUSSELMAN COMPOSITE COACHING RECORD

| COLLEGIATE | 8th Yr | Overall | Conf | Conf Tourn | NCAA/CBI | ALL POST |
|----------------------|-------------------|----------------|-----------------------------|------------|-----------|----------|
| Nevada | 4 yrs | 110-34 | 54-18 | 6-3 | 2-3 / 5-1 | 13-7 |
| Arkansas | 4 yrs | 92-37 | 41-27 | 3-2 | 6-2 / -- | 9-4 |
| PROFESSIONAL | 14 Seasons | 503-291 | (50-39 Postseason *) | | | |
| CBA | 7 years | 270-122 | (39-34 Postseason*) | | | |
| Rapid City | 5 years | 191-89 | (27-25 Postseason *) | | | |
| Florida | 2 years | 79-33 | (12-9 Postseason *) | | | |
| USBL | 2 years | 53-3 | (4-0 Postseason *) | | | |
| Florida | 2 years | 53-3 | (4-0 Postseason *) | | | |
| NBA | 3 years | 108-138 | -- | | | |
| Golden State | 2 years | 75-89 | -- | | | |
| Sacramento | 1 year | 33-49 | -- | | | |
| D-League | 2 years | 72-28 | (7-5 Postseason *) | | | |
| Reno | 1 year | 34-16 | (2-3 Postseason *) | | | |
| Los Angeles | 1 year | 28-12 | (5-2 Postseason *) | | | |
| INTERNATIONAL | 3 Years | 24-14 | -- | | | |
| Dominican | 1 years | 5-1 | -- | | | |
| Venezuelan | 2 years | 19-13 | -- | | | |

* - Note, professional basketball does not include playoff results in W-L record

* - Musselman's pro record including playoffs is 553-330

MUSSELMAN STOPS BY YEAR

| | | | |
|------------|--|--------------------------|-------|
| 1988-89 | General Mgr | Rapid City Thrillers | CBA |
| 1989-90 | Head Coach | Rapid City Thrillers | CBA |
| 1990-91 | Asst. Coach | Minnesota Timberwolves | NBA |
| 1991-92 | Head Coach | Rapid City Thrillers | CBA |
| 1992-93 | Head Coach | Rapid City Thrillers | CBA |
| 1993-94 | Head Coach | Rapid City Thrillers | CBA |
| 1994-95 | Head Coach | Rapid City Thrillers | CBA |
| Spring '95 | Head Coach | Florida Sharks | USBL |
| 1995-96 | Head Coach | Florida Beachdogs | CBA |
| Spring '96 | Head Coach | Florida Sharks | USBL |
| 1996-97 | Head Coach | Florida Beachdogs | CBA |
| 1998-99 | Asst. Coach | Orlando Magic | NBA |
| 1999-00 | Asst. Coach | Orlando Magic | NBA |
| 2000-01 | Asst. Coach | Atlanta Hawks | NBA |
| 2001-02 | Asst. Coach | Atlanta Hawks | NBA |
| 2002-03 | Head Coach | Golden State Warriors | NBA |
| 2003-04 | Head Coach | Golden State Warriors | NBA |
| 2004-05 | Asst. Coach | Memphis Grizzlies | NBA |
| 2005-06 | Asst. Coach | Memphis Grizzlies | NBA |
| 2006-07 | Head Coach | Sacramento Kings | NBA |
| 2007-10 | - DID NOT COACH FOR 3 SEASONS - | | |
| 2010-11 | Head Coach | Reno Bighorns | NBADL |
| 2011-12 | Head Coach | Los Angeles Defenders | NBADL |
| 2012-13 | Asst. Coach | Arizona State Sun Devils | NCAA |
| 2013-14 | Assoc. HC | Arizona State Sun Devils | NCAA |
| 2014-15 | Assoc. HC | LSU Tigers | NCAA |
| 2015-16 | Head Coach | Nevada Wolf Pack | NCAA |
| 2016-17 | Head Coach | Nevada Wolf Pack | NCAA |
| 2017-18 | Head Coach | Nevada Wolf Pack | NCAA |
| 2018-19 | Head Coach | Nevada Wolf Pack | NCAA |
| 2019-20 | Head Coach | Arkansas Razorbacks | NCAA |
| 2020-21 | Head Coach | Arkansas Razorbacks | NCAA |
| 2021-22 | Head Coach | Arkansas Razorbacks | NCAA |
| 2022-23 | Head Coach | Arkansas Razorbacks | NCAA |



MUSSELMAN AT A GLANCE

- Eric Musselman was named Arkansas' 13th head men's basketball coach on April 7, 2019. He has over 30 years of coaching experience, including his seven as a collegiate head coach and 14 as a professional head coach.
- In his first seven years as a collegiate head coach, Musselman has won at least 20 games each season (24, 28, 29, 29, 20, 25 and 28), advanced to all six postseasons played (including five straight NCAA tournaments) and reached three NCAA Sweet 16's, including an Elite 8 appearances with the Hogs in 2021 and '22. Prior to entering the collegiate head coaching ranks, Musselman was a head coach for seven professional teams, including two seasons with the Golden State Warriors (2002-04) and one with the Sacramento Kings (2006-07). He won over 550 games as a professional head coach with a combined pro winning percentage of .626 (553-330).
- Musselman played collegiately at the University of San Diego and helped the Toreros to NCAA Tournament berths in 1984 and 1987. He was recipient of the program's Bugelli Leadership Award as a senior.
- Musselman is married to Danyelle Sargent Musselman, who has worked at ESPN, Fox Sports and the NFL Network as a broadcaster. Musselman has two sons, Michael and Matthew, and the couple has a daughter, Mariah.
- Musselman's father Bill was also an NBA head coach and they were the first father-son combination to become head coaches in the NBA.

MUSSELMAN DID YOU KNOWS

- Named General Manager of CBA's Rapid City Thrillers at age of 22. The next year, became head coach of the Thrillers at he age of 23, the youngest coach in CBA history.
- From 1990-1997, had 26 players called up to the NBA, the highest number in the league during that span.
- Is the only person in CBA history to coach in five league All-Star Games (1990, 1992, 1993, 1994, 1997)
- The first coach in professional basketball history to win 100 games by the age of 28.
- At the age of 37, named head coach of the Golden State Warriors and was the youngest head coach ever hired by an NBA team at the time.
- He and his father, Bill, were first father-son combination to both become head coaches in NBA history.
- In 2003, was runner-up to Gregg Popovich for NBA Coach of the Year Award voting (231 points, including 26 first-place votes).
- Is the CBA's third all-time winningest coach (270-122 in seven seasons) and the most successful coach (54-3 in two seasons) in the history of the United States Basketball League.
- Led CBA in scoring (116.7 ppg) in 192-93 and was 2nd in NBA in scoring (102.4 ppg) in 2002-03.
- Only needed 130 games to win his 100th game as a collegiate head coach. He was the 27th-fastest coach in NCAA history to reach 100 wins but was the ninth-fastest since 1970.
- In his first season at Arkansas, the Razorbacks led the NCAA in 3-point field goal percentage defense while Arkansas led the NCAA in both free throws made and attempted in 2022.

MUSSELMAN VS. ALL OPPONENTS

| Opponent | Overall | at Nevada | at Arkansas | Last Meeting |
|---------------------------|------------|------------|-------------|-----------------|
| Abilene Christian | 1-0 | 0-0 | 1-0 | 12/20/20 |
| Air Force | 7-0 | 7-0 | 0-0 | 03/05/19 |
| Akron | 1-0 | 1-0 | 0-0 | 12/22/18 |
| Alabama | 2-3 | 0-0 | 2-3 | 01/11/23 |
| Arizona State | 1-0 | 1-0 | 0-0 | 12/07/18 |
| Auburn | 3-2 | 0-0 | 3-2 | 02/08/22 |
| Austin Peay | 1-0 | 0-0 | 1-0 | 11/12/19 |
| Baylor | 0-2 | 0-0 | 0-2 | 01/28/23 |
| Boise State | 7-2 | 7-2 | 0-0 | 02/02/19 |
| Bradley | 2-0 | 1-0 | 1-0 | 12/17/22 |
| Buffalo | 1-0 | 1-0 | 0-0 | 11/25/16 |
| BYU | 1-0 | 1-0 | 0-0 | 11/06/18 |
| Cal State Fullerton | 0-1 | 0-1 | 0-0 | 11/28/15 |
| California Baptist | 1-0 | 1-0 | 0-0 | 11/19/18 |
| Central Arkansas | 2-0 | 0-0 | 2-0 | 12/01/21 |
| Charlotte | 1-0 | 0-0 | 1-0 | 12/11/21 |
| Cincinnati | 2-0 | 1-0 | 1-0 | 11/23/21 |
| Coastal Carolina | 1-0 | 1-0 | 0-0 | 11/13/15 |
| Colgate | 1-0 | 0-0 | 1-0 | 03/19/21 |
| Colorado State | 7-1 | 7-1 | 0-0 | 02/02/19 |
| Creighton | 0-1 | 0-0 | 0-1 | 11/22/22 |
| Davidson | 1-0 | 1-0 | 0-0 | 11/21/17 |
| Drake | 1-0 | 1-0 | 0-0 | 12/12/15 |
| Duke | 0-1 | 0-0 | 0-1 | 03/26/22 |
| Eastern Washington | 1-0 | 1-0 | 0-0 | 03/21/16 |
| Elon | 1-0 | 0-0 | 1-0 | 12/21/21 |
| Florida | 3-2 | 0-1 | 3-1 | 02/18/23 |
| Fordham | 1-0 | 0-0 | 1-0 | 11/11/22 |
| Fresno Pacific | 1-0 | 1-0 | 0-0 | 12/09/15 |
| Fresno State | 6-3 | 6-3 | 0-0 | 02/23/19 |
| Gardner-Webb | 1-0 | 0-0 | 1-0 | 11/13/21 |
| Georgia | 3-1 | 0-0 | 3-1 | 02/21/23 |
| Georgia Tech | 1-0 | 0-0 | 1-0 | 11/25/19 |
| Grand Canyon | 1-0 | 1-0 | 0-0 | 12/09/18 |
| Gonzaga | 1-0 | 0-0 | 1-0 | 03/24/22 |
| Hawai'i | 1-1 | 1-1 | 0-0 | 11/24/17 |
| Hofstra | 0-1 | 0-0 | 0-1 | 12/18/21 |
| Holy Names | 1-0 | 1-0 | 0-0 | 11/30/15 |
| Idaho | 1-0 | 1-0 | 0-0 | 11/10/17 |
| Illinois State | 1-0 | 1-0 | 0-0 | 11/29/17 |
| Indiana | 1-0 | 0-0 | 1-0 | 12/29/19 |
| Iona | 1-1 | 1-1 | 0-0 | 11/26/16 |
| Iowa State | 0-1 | 0-1 | 0-0 | 03/16/17 |
| Kansas State | 1-0 | 0-0 | 1-0 | 11/2/21 |
| Kentucky | 3-1 | 0-0 | 3-1 | 02/07/23 |
| Little Rock | 1-0 | 0-0 | 1-0 | 12/04/21 |
| Lipscomb | 1-0 | 0-0 | 1-0 | 12/05/20 |
| Little Rock | 1-0 | 1-0 | 0-0 | 11/16/18 |
| LSU | 6-4 | 0-0 | 6-4 | 01/24/23 |
| Louisville | 1-0 | 0-0 | 1-0 | 11/21/22 |
| Loyola-Chicago | 1-1 | 1-1 | 0-0 | 11/28/18 |
| Loyola Marymount | 1-0 | 1-0 | 0-0 | 11/14/16 |
| Ole Miss | 4-0 | 0-0 | 4-0 | 01/21/23 |
| Massachusetts | 1-0 | 1-0 | 0-0 | 11/23/18 |
| Mercer | 1-0 | 0-0 | 2-0 | 11/09/21 |
| Mississippi State | 2-4 | 0-0 | 2-4 | 02/11/23 |
| Mississippi Valley | 1-0 | 0-0 | 1-0 | 11/25/20 |
| Missouri | 6-3 | 0-0 | 6-3 | 01/04/23 |
| Montana | 2-0 | 1-0 | 1-0 | 11/16/19 |
| Montana State | 1-0 | 1-0 | 0-0 | 11/15/15 |
| Morehead State | 2-1 | 2-1 | 0-0 | 04/01/16 |
| New Mexico | 5-3 | 5-3 | 0-0 | 02/09/19 |
| New Mexico State | 1-0 | 0-0 | 1-0 | 03/19/22 |
| North Dakota State | 1-0 | 0-0 | 1-0 | 11/07/22 |
| North Texas | 2-0 | 0-0 | 2-0 | 11/29/20 |

MUSSELMAN VS. ALL OPPONENTS

| Opponent | Overall | at Nevada | at Arkansas | Last Meeting |
|---------------------------|---------------|---------------|--------------|-----------------|
| Northern Iowa | 1-0 | 0-0 | 1-0 | 11/17/21 |
| Northern Kentucky | 1-0 | 0-0 | 1-0 | 11/30/19 |
| Oakland | 1-0 | 1-0 | 0-0 | 11/23/16 |
| Oklahoma | 1-1 | 0-0 | 1-1 | 12/10/22 |
| Oklahoma State | 0-1 | 0-0 | 0-1 | 01/30/21 |
| Oral Roberts | 2-0 | 0-0 | 2-0 | 03/27/21 |
| Oregon State | 1-1 | 1-1 | 0-0 | 11/18/16 |
| Pacific | 4-0 | 4-0 | 0-0 | 11/09/18 |
| Penn | 1-0 | 0-0 | 1-0 | 11/28/21 |
| Portland State | 1-0 | 1-0 | 0-0 | 11/25/15 |
| Radford | 1-0 | 1-0 | 0-0 | 12/17/17 |
| Rhode Island | 1-0 | 1-0 | 0-0 | 11/13/17 |
| Rice | 1-0 | 0-0 | 1-0 | 11/05/19 |
| Saint Mary's | 0-1 | 0-1 | 0-0 | 11/11/16 |
| San Diego State | 4-7 | 3-7 | 1-0 | 11/23/22 |
| San Francisco | 0-1 | 0-1 | 0-0 | 12/23/17 |
| San Jose State | 6-0 | 6-0 | 1-0 | 12/03/22 |
| Santa Clara | 2-0 | 2-0 | 0-0 | 11/15/17 |
| South Carolina | 3-1 | 0-0 | 3-1 | 02/04/23 |
| South Dakota | 1-0 | 0-0 | 1-0 | 11/22/19 |
| South Dakota State | 2-0 | 1-0 | 1-0 | 11/16/22 |
| Southern | 1-0 | 0-0 | 1-0 | 12/09/20 |
| Southern Cal | 1-0 | 1-0 | 0-0 | 12/01/18 |
| Southern Illinois | 1-0 | 1-0 | 0-0 | 12/22/17 |
| Tennessee | 2-3 | 0-0 | 2-3 | 03/05/22 |
| Texas | 1-0 | 1-0 | 0-0 | 03/16/18 |
| Texas A&M | 4-4 | 0-0 | 4-4 | 02/15/23 |
| Texas Tech | 1-0 | 0-0 | 1-0 | 03/21/21 |
| TCU | 1-1 | 0-1 | 1-0 | 01/25/20 |
| Texas Southern | 1-0 | 0-0 | 1-0 | 11/19/19 |
| Texas Tech | 0-1 | 0-1 | 0-0 | 12/05/17 |
| Towson | 1-0 | 1-0 | 0-0 | 12/21/16 |
| Troy | 1-0 | 0-0 | 1-0 | 11/28/22 |
| Tulsa | 2-0 | 1-0 | 1-0 | 12/14/19 |
| UC Davis | 1-0 | 1-0 | 0-0 | 12/19/17 |
| UC Irvine | 2-0 | 2-0 | 0-0 | 12/02/17 |
| UC Santa Barbara | 1-0 | 1-0 | 0-0 | 12/22/16 |
| UNC Greensboro | 1-0 | 0-0 | 1-0 | 12/06/22 |
| UNC Asheville | 1-0 | 0-0 | 1-0 | 12/21/22 |
| UNLV | 7-2 | 7-2 | 0-0 | 02/27/19 |
| UT Arlington | 1-0 | 0-0 | 1-0 | 12/02/20 |
| Utah | 1-0 | 1-0 | 0-0 | 12/29/18 |
| Utah State | 7-2 | 7-2 | 0-0 | 03/02/19 |
| Valparaiso | 1-0 | 0-0 | 1-0 | 12/21/19 |
| Vanderbilt | 3-2 | 0-0 | 3-2 | 01/04/22 |
| Vermont | 2-0 | 1-0 | 1-0 | 03/17/16 |
| Washington | 1-0 | 1-0 | 0-0 | 12/11/16 |
| West Virginia | 1-0 | 0-0 | 1-0 | 01/29/22 |
| Western Kentucky | 0-1 | 0-0 | 0-1 | 12/07/19 |
| Wichita State | 0-1 | 0-1 | 0-0 | 12/22/15 |
| Wyoming | 5-1 | 5-1 | 0-0 | 02/16/19 |
| Totals | 202-71 | 110-34 | 92-37 | |

MUSSELMAN VS. CONFERENCES

| | | | | | |
|-------------------|-----|-----------------|-------|----------------|-------|
| American Athletic | 4-0 | CAA | 2-1 | Ohio Valley | 3-1 |
| American East | 2-0 | C-USA | 4-1 | Pac-12 | 5-1 |
| ACC | 3-0 | Horizon League | 2-0 | Patriot League | 1-0 |
| Atlantic Sun | 2-0 | Ind./Non D-1 | 2-0 | SEC | 43-30 |
| Atlantic 10 | 4-0 | Ivy League | 1-0 | SoCon | 2-0 |
| Big East | 0-1 | MAAC | 1-1 | Southland | 2-0 |
| Big Sky | 6-0 | Mid-American | 1-0 | SWAC | 3-0 |
| Big South | 4-0 | MEAC | 0-0 | Summit League | 6-0 |
| Big Ten | 1-0 | Missouri Valley | 8-2 | Sun Belt | 5-0 |
| Big 12 | 6-7 | Mountain West | 62-21 | WCC | 9-2 |
| Big West | 5-2 | Northeast | 0-0 | WAC | 3-0 |

MUSSELMAN RECORD BREAKDOWN

| | |
|---------------------------|---------------|
| OVERALL: | 202-71 |
| - AT ARKANSAS..... | 92-37 |
| Home:..... | 118-13 |
| Away:..... | 50-41 |
| Neutral:..... | 34-17 |

| | |
|---------------------------|--------------|
| CONFERENCE GAMES: | 95-45 |
| - AT ARKANSAS..... | 41-27 |
| Home:..... | 59-13 |
| Away:..... | 36-32 |

| | |
|---------------------------------|-----------------------------------|
| VS RANKED TEAMS: 12-16 | AS RANKED TEAM:78-25 |
| - AT ARKANSAS..... 10-13 | - AT ARKANSAS..... 40-13 |
| Home:..... | 5-4 / 5-4 at Ark |
| Away:..... | 2-7 / 2-6 at Ark |
| Neutral:..... | 5-5 / 3-3 at Ark |

| | |
|-------------------------|-------|
| RECORD BY MONTH: | |
| November:..... | 46-5 |
| December:..... | 41-12 |
| January:..... | 42-22 |
| February:..... | 41-15 |
| March:..... | 29-17 |
| April:..... | 1-0 |

| | |
|----------------------------------|---------------|
| WHEN LEADING AT HALFTIME: | 155-11 |
| at Arkansas..... | 71-7 |

| | |
|-----------------------------------|--------------|
| WHEN TRAILING AT HALFTIME: | 44-58 |
| at Arkansas..... | 19-29 |

| | |
|-------------------------------|------------|
| WHEN TIED AT HALFTIME: | 4-1 |
| at Arkansas..... | 2-1 |

| | |
|----------------------------|---------------|
| OUT-REBOUNDING OPP: | 124-19 |
| at Arkansas..... | 54-9 |

| | |
|-----------------------------|--------------|
| BEING OUT-REBOUNDED: | 67-47 |
| at Arkansas..... | 34-25 |

| | |
|---------------------------|-------------|
| REBOUNDS ARE EVEN: | 11-4 |
| at Arkansas..... | 4-3 |

| | |
|----------------------------|---------------|
| WHEN SCORING FIRST: | 120-31 |
| at Arkansas..... | 54-15 |

| | |
|------------------------------------|--------------|
| WHEN OPPONENT SCORES FIRST: | 82-40 |
| at Arkansas..... | 38-22 |

| | |
|------------------------------|--------------|
| ONE-POSSESSION GAMES: | 24-17 |
| at Arkansas..... | 9-9 |

| | |
|------------------------|-------------|
| OVERTIME GAMES: | 11-6 |
| at Arkansas..... | 5-3 |

| | |
|----------------------------------|--------------|
| GAMES DECIDED BY 1-5 PTS: | 41-29 |
| at Arkansas..... | 17-15 |

| | |
|-----------------------------------|--------------|
| GAMES DECIDED BY 6-10 PTS: | 37-19 |
| at Arkansas..... | 22-11 |

| | |
|------------------------------------|--------------|
| GAMES DECIDED BY 11-19 PTS: | 63-16 |
| at Arkansas..... | 30-8 |

| | |
|--------------------------------------|-------------|
| GAMES DECIDED BY 20-PLUS PTS: | 51-7 |
| at Arkansas..... | 23-3 |

| | |
|---------------------------------------|-------------|
| SHOOTING 50 PERCENT OR BETTER: | 65-3 |
| at Arkansas..... | 27-2 |

| | |
|---------------------------------------|---------------|
| SHOOTING PCT. BETTER THAN OPP: | 169-14 |
| at Arkansas..... | 80-9 |

| | |
|--------------------------------------|--------------|
| SHOOTING PCT. WORSE THAN OPP: | 32-56 |
| at Arkansas..... | 12-28 |

| | |
|-----------------------------------|------------|
| SHOOTING PCT. SAME AS OPP: | 1-1 |
| at Arkansas..... | 0-0 |

| | |
|-------------------------------|--------------|
| OUT-SCORING OPP BENCH: | 99-12 |
| at Arkansas..... | 46-11 |

| | |
|---------------------------------|--------------|
| OUT-SCORED BY OPP BENCH: | 96-48 |
| at Arkansas..... | 43-24 |

| | |
|----------------------------|------------|
| BENCH SCORING EVEN: | 7-1 |
| at Arkansas..... | 3-1 |

MOST POINTS BY A MUSSELMAN TEAM

| | | | | |
|--|--------------|--------------------------|-----------|-----------------|
| NOTE: MISSING RESULTS FROM RAPID CITY (CBA) AND FLORIDA (USBL) | | | | |
| 142 | Arkansas | Mississippi Valley State | 11/25/20 | W, 142-62 |
| 138 | LA D-Fenders | Erie BayHawks | 02/06/12 | W, 138-107 |
| 135 | LA D-Fenders | Stockton Kings | 11/28/11 | W, 135-103 |
| 135 | Sacramento | Charlotte Bobcats | 02/28/07 | W, 135-120 |
| 135 | Golden State | Orlando Magic | 11/16/02 | W, 135-92 |
| 133 | Golden State | at Milwaukee Bucks | 03/08/03 | L, 133-138 (OT) |
| 132 | LA D-Fenders | Rio Grande Valley Vipers | 12/05/11 | W, 132-126 |
| 128 | Sacramento | Los Angeles Lakers | 12/29/06 | L, 128-132 (OT) |
| 128 | Golden State | Utah Jazz | 04/08/03 | W, 128-102 |
| 127 | LA D-Fenders | Canton Charge | 01/30/12 | W, 127-87 |
| 127 | Reno | Idaho Stampede | 12/01/10 | W, 127-117 |
| 126 | Reno | Rio Grande Valley Vipers | 004/20/11 | L, 126-134 |

PLAYER GAME HIGHS:

| | | |
|---------------------|----|---|
| MOST POINTS: | | |
| at Nevada: | 45 | Jordan Caroline at New Mexico 01/07/17 |
| | 40 | Jordan Caroline at Colorado St 02/06/19 |
| | 37 | D.J. Fenner vs UNLV 02/08/17 |
| | 34 | Marqueze Coleman at Hawai'i 11/16/15 |
| | 33 | Caleb Martin at Utah 12/29/18 |
| | 32 | Marcus Marshall at Wyoming 01/14/17 |
| | 32 | Marcus Marshall at Washington 12/11/16 |
| | 32 | Tyron Criswell vs Eastern Washington 03/21/16 |
| | 30 | 4x |

| | | |
|--------------|----|--|
| at Arkansas: | 41 | Mason Jones vs Tulsa 12/14/19 |
| | 40 | Mason Jones vs Auburn 02/04/20 |
| | 38 | Mason Jones vs Miss State 02/15/20 |
| | 37 | Mason Jones vs Tennessee 02/26/20 |
| | 36 | Mason Jones vs LSU 03/04/20 |
| | 34 | Mason Jones vs South Carolina 01/29/20 |
| | 34 | Isaiah Joe at Ole Miss 01/11/20 |
| | 33 | Isaiah Joe vs Texas Southern 11/19/19 |
| | 32 | Mason Jones vs Rice 11/05/19 |
| | 31 | Stanley Umude at Georgia 02/02/22 |
| | 31 | JD Notae at Texas A&M 01/08/22 |
| | 30 | 5x - Last: JD Notae vs Kentucky 02/26/22 |

Season Opener: 32 Mason Jones vs Rice 11/05/19

SEC Opener 17 Isaiah Joe & Mason Jones vs TX A&M 01/04/20

SEC Game: 40 Mason Jones vs Auburn 02/04/20

SEC Tourney: 28 Moses Moody vs LSU 03/13/20

NCAA Tourney: 27, Justin Smith vs Colgate 03/19/21

Bud Walton: 41 Mason Jones vs Tulsa 12/14/19

Road Game: 34 Isaiah Joe at Ole Miss 01/11/20

Neutral Site: 28 Moses Moody vs LSU 03/13/20

Ranked Opp: 40 Mason Jones vs Auburn 02/04/20

Frosh: 28 (4x) Moses Moody (Bama, USC, TX A&M, LSU)

Soph: 34 Isaiah Joe at Ole Miss 01/11/20

Junior: 41 Mason Jones vs Tulsa 12/14/19

Senior+: 31 (2x) Notae at TX A&M and Umude at Georgia

| | | |
|-------------------------------|----|---|
| MOST FIELD GOALS MADE: | | |
| at Nevada: | 17 | Jordan Caroline at New Mexico 01/07/17 |
| | 13 | Cody Martin vs Utah State 02/17/18 |
| | 12 | Jordan Caroline at UNLV 02/25/17 |
| | 12 | Cameron Oliver vs Eastern Washington 03/21/16 |
| | 12 | D.J. Fenner v UNLV 02/08/17 |

| | | |
|--------------|----|--|
| at Arkansas: | 14 | Jimmy Whitt Jr. vs Vanderbilt 01/15/20 |
| | 12 | Jalen Graham vs Florida 02/18/23 |
| | 12 | Ricky Council IV vs Troy 11/28/22 |
| | 12 | Stanley Umude at Georgia 02/02/22 |
| | 12 | Mason Jones vs Auburn 02/04/20 |
| | 12 | Mason Jones vs Tulsa 12/14/19 |
| | 12 | Mason Jones vs Rice 11/05/19 |

| | | |
|------------------------------|---|---|
| MOST 3-POINTERS MADE: | | |
| at Nevada: | 8 | Marcus Marshall at UNLV 02/25/17 |
| | 7 | 6x |
| at Arkansas: | 8 | Mason Jones at Texas A&M 03/07/20 |
| | 7 | Isaiah Joe at Ole Miss 01/11/20 |
| | 6 | 5x - LAST: Stanley Umude at Missouri 02/15/22 |

| | | |
|-------------------------------|----|--|
| MOST FREE THROWS MADE: | | |
| at Nevada: | 15 | Marcus Marshall vs Boise State 02/22/17 |
| | 15 | Marqueze Coleman vs UNLV 01/23/16 |
| | 15 | Marqueze Coleman at Hawai'i 11/16/15 |
| | 14 | Jordan Caroline vs Rhode Island 11/13/17 |
| | 14 | Marcus Marshall at Wyoming 01/14/17 |

| | | |
|--------------|----|--|
| at Arkansas: | 18 | Mason Jones vs Miss State 02/15/20 |
| | 16 | Moses Moody vs Alabama 02/24/21 |
| | 15 | Mason Jones vs South Carolina 01/29/20 |
| | 13 | Anthony Black at Auburn 01/07/23 |
| | 13 | JD Notae vs Kentucky 02/26/22 |
| | 12 | 4x - Last Chris Lykes vs Elon 12/21/21 |

| | | |
|-----------------------|----|---|
| MOST REBOUNDS: | | |
| at Nevada: | 24 | Cameron Oliver vs Fresno State 02/1/16 |
| | 21 | Cameron Oliver at UNLV 02/20/16 |
| | 17 | Cameron Oliver vs Colorado State 03/04/17 |
| | 16 | 6x |

| | | |
|--------------|----|---|
| at Arkansas: | 17 | Justin Smith vs Oral Roberts 12/20/20 |
| | 16 | Jaylin Williams vs Tennessee 02/19/22 |
| | 16 | Connor Vanover vs North Texas 11/28/20 |
| | 15 | Jaylin Williams vs New Mexico St 03/19/22 |
| | 15 | Jaylin Williams vs West Virginia 01/29/22 |
| | 15 | Jimmy Whitt Jr. vs LSU 03/04/20 |
| | 14 | Makhi Mitchell vs UNGC 12/06/22 |
| | 14 | Justin Smith vs Oral Roberts 03/27/21 |

Season Opener: 12 Trevon Brazile vs North Dakota State 11/07/22

SEC Opener 6 Mason Jones vs Texas A&M 01/04/20

SEC Game: 16 Jaylin Williams vs Tennessee 02/19/22

SEC Tourney: 11 Jaylin Williams vs LSU 03/11/22

NCAA Tourney: 15 Jaylin Williams vs New Mexico St 03/19/22

Bud Walton: 17 Justin Smith vs Oral Roberts 12/20/20

Road Game: 13 Jaylin Williams at LSU 01/15/22

Neutral Site: 15 Jaylin Williams vs New Mexico St 03/19/22

Ranked Opp: 16 Jaylin Williams vs #16 Tennessee 02/19/22

Frosh: 10 (6x) last Jordan Walsh at South Carolina 02/04/23

Soph: 16 (2x) last Jaylin Williams vs Tennessee 02/19/22

Junior: 12 Mason Jones vs South Carolina 01/29/20

Senior+: 17 Justin Smith vs Oral Roberts 12/20/20

MOST OFFENSIVE REBOUNDS:

| | | |
|--------------|----|--|
| at Nevada: | 11 | AJ West at Pacific 11/21/15 |
| | 8 | Cameron Oliver vs Fresno State 02/1/16 |
| at Arkansas: | 11 | Justin Smith vs Oral Roberts 03/27/21 |
| | 10 | Justin Smith vs Oral Roberts 12/12/20 |
| | 6 | Au'Diese Toney vs Cincinnati 11/23/21 |
| | 6 | Justin Smith vs UT Arlington 12/02/20 |
| | 6 | Reggie Chaney at Missouri 02/08/20 |

MOST DEFENSIVE REBOUNDS:

| | | |
|--------------|----|---|
| at Nevada: | 16 | Cameron Oliver vs Fresno State 02/1/16 |
| | 14 | Cameron Oliver vs Colorado State 03/04/17 |
| | 14 | Cameron Oliver at Wyoming 01/14/17 |
| | 13 | Cameron Oliver vs Colorado State 03/11/17 |
| | 13 | Cameron Oliver at Air Force 02/15/17 |
| at Arkansas: | 15 | Jaylin Williams vs Tennessee 02/19/22 |
| | 15 | Jaylin Williams vs West Virginia 01/29/22 |
| | 14 | Makhi Mitchell vs UNGC 12/06/22 |
| | 14 | Connor Vanover vs North Texas 11/28/20 |
| | 14 | Jimmy Whitt Jr. vs LSU 03/04/20 |
| | 13 | Jaylin Williams vs New Mexico St 03/19/22 |
| | 13 | Jaylin Williams at LSU 01/15/22 |

MOST ASSISTS:

| | | |
|------------|----|--|
| at Nevada: | 11 | Cody Martin vs BYU 11/06/18 |
| | 11 | Cody Martin vs Colorado State 02/25/18 |
| | 11 | Marqueze Coleman vs Holy Names 11/30/15 |
| | 10 | Cody Martin vs Little Rock 11/16/18 |
| | 10 | Cody Martin vs Pacific 11/09/18 |
| | 10 | Marcus Marshall vs Colorado State 03/04/17 |

| | | |
|--------------|----|-------------------------------------|
| at Arkansas: | 11 | Jalen Tate vs UCA 12/12/12 |
| | 10 | Jalen Tate vs Georgia 01/09/21 |
| | 9 | Mason Jones at Ole Miss 01/11/20 |
| | 8 | Anthony Black vs Georgia 02/22/23 |
| | 8 | Anthony Black at Texas A&M 02/15/23 |
| | 8 | Anthony Black vs Ole Miss 01/21/23 |
| | 8 | JD Notae vs Kentucky 02/26/22 |
| | 8 | Davonte Davis vs Charlotte 12/07/21 |
| | 8 | Jalen Tate at Vanderbilt 01/23/21 |
| | 8 | Mason Jones vs Vanderbilt 01/15/20 |

Season Opener: 7 Isaiah Joe vs Rice 11/05/19

SEC Opener 5 Jalen Harris vs Texas A&M 01/04/20

SEC Game: 10 Jalen Tate vs Georgia 01/09/21

SEC Tourney: 6 Mason Jones vs Vanderbilt 03/11/20

NCAA Tourney: 6 (2x) last JD Notae vs Gonzaga 03/24/22

Bud Walton: 11 Jalen Tate vs Central Arkansas 12/12/12

Road Game: 9 Mason Jones at Ole Miss 01/11/20

Neutral Site: 6 Jalen Tate vs Oral Roberts 03/27/21

Ranked Opp: 6 (2x) last JD Notae vs Gonzaga 03/24/22

Frosh: 8 (3x) Anthony Black vs Ole Miss, at TX A&M and vs UGA

Soph: 8 Davonte Davis vs Charlotte 12/07/21

Junior: 9 Mason Jones at Ole Miss 01/11/20

Senior+: 11 Jalen Tate vs Central Arkansas 12/12/12

MOST STEALS:

| | | |
|------------|---|---|
| at Nevada: | 5 | Caleb Martin vs California Baptist 11/19/18 |
| | 5 | Jordan Caroline at San Diego St 02/12/17 |
| | 5 | Marqueze Coleman at New Mexico 12/30/15 |
| | 4 | 17x |

| | | |
|--------------|---|--|
| at Arkansas: | 8 | JD Notae vs New Mexico St 03/19/22 |
| | 7 | JD Notae vs Mercer 11/09/21 |
| | 7 | JD Notae vs Vanderbilt 01/04/22 |
| | 6 | Jaylin Williams vs Texas A&M 01/22/22 |
| | 5 | 10x: last Anthony Black at Kentucky 02/07/23 |

Season Opener: 7 JD Notae vs Mercer 11/09/21

SEC Opener 3 Mason Jones vs Texas A&M 01/04/20

SEC Game: 7 JD Notae vs Vanderbilt 01/04/21

SEC Tourney: 4 Notae vs LSU 03/11/22 & Davis vs LSU 03/13/20

NCAA Tourney: 8 JD Notae vs New Mexico St 03/09/22

Bud Walton: 7 JD Notae vs Mercer 11/09/21

Road Game: 5 (2x) last JD Notae at South Carolina

Neutral Site: 8 JD Notae vs New Mexico St 03/09/22

Ranked Opp: 4 Desi Sills vs Auburn 02/04/20

Frosh: 5 (2x) Anthony Black vs Ole Miss 01/21/23 / at UK 02/07/23

Soph: 6 Jaylin Williams vs Texas A&M 01/22/22

Junior: 5 (5x) Last Davonte Davis vs Bradley 12/17/22

Senior+: 8 JD Notae vs New Mexico St 03/09/22

MOST BLOCKED SHOTS:

| | | |
|------------|---|---|
| at Nevada: | 6 | Cameron Oliver vs Morehead State 04/01/16 |
| | 5 | 7x |

| | | |
|--------------|---|---|
| at Arkansas: | 7 | Makhel Mitchell vs Texas A&M 01/31/23 |
| | 6 | Connor Vanover vs North Texas 11/28/20 |
| | 5 | Makhel Mitchell at Kentucky 02/07/23 |
| | 5 | Connor Vanover at Oklahoma St. 01/30/21 |
| | 5 | Connor Vanover vs Ole Miss 01/27/21 |
| | 5 | Adrio Bailey vs Valpo 12/21/19 |
| | 5 | Adrio Bailey vs Texas Southern 11/19/19 |

Season Opener: 3 Connor Vanover vs Miss Valley 11/25/20

SEC Opener: 3 Jaylin Williams at Mississippi State 12/29/21

SEC Game: 7 Makhel Mitchell vs Texas A&M 01/31/23

SEC Tourney: 4 Jaylin Williams vs Tennessee 02/19/22

NCAA Tourney: 3 Moses Moody vs Oral Roberts 03/27/21

Bud Walton: 6 Connor Vanover vs North Texas 11/28/20

Road Game: 5 (2x) last Makhel Mitchell at Kentucky 02/07/23

Neutral Site: 5 Adrio Bailey vs Valpo 12/21/19

Ranked Opp: 4 Jalen Tate vs Alabama 02/24/21

Frosh: 4 Jaylin Williams vs LSU 02/27/21

Soph: 6 Connor Vanover vs North Texas 11/28/20

Junior: 3 (2x) last Ethan Henderson vs LSU 03/13/21

Senior+: 7 Makhel Mitchell vs Texas A&M 01/31/23

TEAM GAME HIGHS:

| MOST POINTS: | | | | |
|--------------|-----------|-----------------------------------|------------------|--|
| at Nevada: | 119 | vs Fresno State 12/09/15 | W, 119-70 | |
| | 110 | vs UMass 11/23/18 | W, 110-87 | |
| | 108 | vs Holy Names 11/30/15 | W, 108-57 | |
| | 105 | at New Mexico 01/07/17 | W, 105-104 (OT) | |
| | 104 | vs UNLV 02/08/17 | W, 104-77 | |
| | 103 | at Wyoming 01/24/18 | L, 103-104 (20T) | |
| | 102 | vs Fresno State 01/31/18 | W, 102-92 | |
| | 101 | at UNLV 02/28/18 | W, 101-75 | |
| | 100 | vs Colorado State 01/23/19 | W, 100-60 | |
| at Arkansas: | 142 | vs Mississippi Valley 11/25/20 | W, 142-62 | |
| | 101 | at South Carolina 03/02/21 | W, 101-73 | |
| | 100 | vs Central Arkansas 12/12/12 | W, 100-75 | |
| | 99 | vs San Jose State 12/03/22 | W, 99-58 | |
| | 99 | at Georgia 02/02/22 | W, 99-73 | |
| | 99 | vs Georgia 01/09/21 | W, 99-69 | |
| | 99 | vs LSU 03/04/20 | W, 99-90 | |

| MOST FIELD GOALS MADE: | | | | |
|------------------------|----|--------------------------------|--|--|
| at Nevada: | 40 | vs UMass 11/23/18 | | |
| | 40 | vs Fresno State 12/09/15 | | |
| | 40 | vs Holy Names 11/30/15 | | |
| | 38 | vs San Jose State 0/09/19 | | |
| | 38 | vs UNLV 02/08/17 | | |
| at Arkansas: | 48 | vs Mississippi Valley 11/25/20 | | |
| | 40 | at Georgia 02/02/22 | | |
| | 40 | vs Central Arkansas 12/01/21 | | |
| | 40 | vs Central Arkansas 12/12/20 | | |

| MOST FIELD GOALS ATTEMPTED: | | | | |
|-----------------------------|----|--------------------------------|--|--|
| at Nevada: | 80 | at UNLV 02/20/16 | | |
| | 77 | vs Colorado State 02/25/18 | | |
| | 75 | at New Mexico 01/07/17 | | |
| | 74 | 3x last vs Wyoming 01/03/18 | | |
| at Arkansas: | 86 | vs Mississippi Valley 11/25/20 | | |
| | 77 | vs Oral Roberts 12/20/20 | | |
| | 76 | at LSU 01/13/21 | | |
| | 76 | vs Central Arkansas 12/12/20 | | |

| BEST FIELD GOAL PERCENTAGE: | | | | |
|-----------------------------|---------------------|-----------------------------------|--|--|
| at Nevada: | .615 (40-65) | vs UMass 11/23/18 | | |
| | .597 (40-67) | vs Fresno State 12/09/15 | | |
| | .597 (40-67) | vs Holy Names 11/30/15 | | |
| | .593 (32-54) | at Utah State 02/17/18 | | |
| | .589 (33-56) | vs Fresno State 01/31/18 | | |
| at Arkansas: | .638 (37-58) | vs Georgia 02/21/23 | | |
| | .627 (32-51) | at Kentucky 02/07/23 | | |
| | .627 (37-59) | vs San Jose State 12/03/22 | | |
| | .593 (35-59) | vs Oklahoma 12/12/22 | | |
| | .576 (34-59) | vs Florida 02/18/23 | | |
| | .571 (36-63) | at Vanderbilt 01/23/21 | | |
| | .569 (29-51) | vs Louisville 11/21/22 | | |

| MOST 3-POINT FIELD GOALS MADE: | | | | |
|--------------------------------|----|--------------------------------|--|--|
| at Nevada: | 17 | at Pacific 11/18/17 | | |
| | 15 | vs Pacific 11/09/18 | | |
| | 15 | at Air Force 01/06/18 | | |
| | 15 | at Santa Clara 11/15/17 | | |
| | 15 | at New Mexico 01/07/17 | | |
| at Arkansas: | 20 | vs Mississippi Valley 11/25/20 | | |
| | 15 | at Georgia 02/02/22 | | |
| | 15 | at South Carolina 03/02/21 | | |
| | 14 | at Texas A&M 03/07/20 | | |
| | 13 | vs Gardner-Webb 11/13/21 | | |

| MOST 3-POINT FIELD GOALS ATTEMPTED: | | | | |
|-------------------------------------|----|--------------------------------|--|--|
| at Nevada: | 39 | vs South Dakota State 12/15/18 | | |
| | 37 | at Fresno State 01/12/19 | | |
| | 37 | vs San Jose State 02/21/18 | | |
| | 34 | vs San Jose State 01/09/19 | | |
| | 34 | at Pacific 11/18/17 | | |
| at Arkansas: | 40 | vs Mississippi Valley 11/25/20 | | |
| | 34 | vs Lipscomb 12/05/20 | | |
| | 33 | at South Carolina 03/02/21 | | |
| | 33 | vs Southern 12/09/20 | | |
| | 32 | at Texas A&M 03/07/20 | | |

| BEST 3-POINT FIELD GOAL PERCENTAGE: | | | | |
|-------------------------------------|---------------------|-----------------------------------|--|--|
| at Nevada: | .600 (6-10) | vs Morehead State 03/30/16 | | |
| | .588 (10-17) | at Fresno State 12/27/17 | | |
| | .579 (11-19) | vs Southern Illinois 12/22/17 | | |
| | .550 (11/20) | vs Oakland 11/23/16 | | |
| at Arkansas: | .667 (6-9) | vs TCU 01/25/20 | | |
| | .615 (8-13) | vs San Joes State 12/03/22 | | |
| | .571 (12-21) | vs Georgia 01/09/21 | | |
| | .550 (11-20) | vs Georgia 02/21/23 | | |
| | .536 (15-28) | at Georgia 02/02/22 | | |
| | .524 (11-21) | at Missouri 02/15/22 | | |
| | .500 (20-40) | vs Mississippi Valley 11/25/20 | | |

| MOST FREE THROWS MADE: | | | | |
|------------------------|----|----------------------------|--|--|
| at Nevada: | 39 | vs Morehead State 04/01/16 | | |
| | 36 | vs Rhode Island 11/13/17 | | |
| | 35 | vs Tulsa 11/22/18 | | |
| | 31 | at Wyoming 01/14/17 | | |
| at Arkansas: | 36 | vs LSU 03/04/20 | | |
| | 29 | vs Elon 12/21/21 | | |
| | 28 | vs West Virginia 01/29/22 | | |
| | 28 | at Missouri 02/08/20 | | |

| MOST FREE THROWS ATTEMPTED: | | | | |
|-----------------------------|----|----------------------------|--|--|
| at Nevada: | 45 | vs Morehead State 04/01/16 | | |
| | 44 | vs Rhode Island 11/13/17 | | |
| | 43 | at Pacific 11/21/15 | | |
| | 42 | vs Tulsa 11/22/18 | | |
| at Arkansas: | 54 | vs LSU 03/04/20 | | |
| | 43 | vs Alabama 02/24/21 | | |
| | 40 | vs South Carolina 01/29/20 | | |
| | 39 | at Missouri 02/08/20 | | |
| | 36 | at Tennessee 02/11/20 | | |

| BEST FREE THROW PERCENTAGE: | | | | |
|-----------------------------|---------------|---------------------------------|--|--|
| at Nevada: | .929 (13-14) | vs Loyola-Chicago 03/22/18 | | |
| | .929 (13-14) | at Cal State Fullerton 11/28/15 | | |
| | .900 (18-20) | at Pacific 11/18/17 | | |
| at Arkansas: | 1.000 (11-11) | vs Duke 03/26/22 | | |
| | .944 (17-18) | vs Oklahoma 12/11/21 | | |
| | .944 (17-18) | at LSU 01/08/20 | | |
| | .929 (13-14) | vs Mississippi State 02/02/21 | | |
| | .923 (12-13) | at South Carolina 03/02/21 | | |
| | .917 (11-12) | vs South Dakota 11/22/19 | | |

| MOST REBOUNDS: | | | | |
|----------------|-----------|--------------------------------|--|--|
| at Nevada: | 61 | at Pacific 11/21/15 | | |
| | 60 | vs Fresno Pacific 12/09/15 | | |
| | 57 | vs Fresno State 02/13/16 | | |
| | 53 | at UNLV 02/20/16 | | |
| | 50 | vs San Jose State 12/28/16 | | |
| at Arkansas: | 58 | Oral Roberts 12/20/20 | | |
| | 58 | vs Mississippi Valley 11/25/20 | | |
| | 54 | vs Lipscomb 12/05/20 | | |
| | 47 | vs UNGC 12/06/22 | | |
| | 47 | vs Central Arkansas 12/01/21 | | |

| MOST OFFENSIVE REBOUNDS: | | | | |
|--------------------------|----|--------------------------------|--|--|
| at Nevada: | 25 | at Pacific 11/21/15 | | |
| | 19 | vs Fresno Pacific 12/09/15 | | |
| | 19 | vs Fresno State 02/13/16 | | |
| | 19 | vs Florida 03/21/19 | | |
| at Arkansas: | 24 | vs Oral Roberts 12/20/20 | | |
| | 21 | at Alabama 02/12/22 | | |
| | 20 | at Texas A&M 01/08/22 | | |
| | 20 | vs Mississippi Valley 11/25/20 | | |
| | 18 | vs Cincinnati 11/23/21 | | |
| | 18 | vs Oral Roberts 03/27/21 | | |

| MOST DEFENSIVE REBOUNDS: | | | | |
|--------------------------|-----------|--------------------------------|--|--|
| at Nevada: | 43 | vs Fresno State 02/13/16 | | |
| | 42 | vs San Jose State 12/28/16 | | |
| | 41 | vs Fresno Pacific 12/09/15 | | |
| | 40 | vs Little Rock 11/16/18 | | |
| at Arkansas: | 44 | vs Lipscomb 12/05/20 | | |
| | 39 | vs UNGC 12/06/22 | | |
| | 38 | vs Mississippi Valley 11/25/20 | | |
| | 36 | vs LSU 02/27/21 | | |
| | 36 | vs Valparaiso 12/21/19 | | |

| MOST ASSISTS: | | | | |
|---------------|-----------|-----------------------------------|--|--|
| at Nevada: | 29 | vs Holy Names 11/30/15 | | |
| | 27 | at Santa Clara 11/15/17 | | |
| | 25 | vs Illinois State 11/29/17 | | |
| | 25 | at New Mexico 01/07/17 | | |
| | 24 | vs UC Davis 12/19/17 | | |
| at Arkansas: | 26 | vs Georgia 02/21/23 | | |
| | 26 | vs Central Arkansas 12/12/20 | | |
| | 26 | vs Mississippi Valley 11/25/20 | | |
| | 23 | at Georgia 02/02/22 | | |
| | 23 | vs Gardner-Webb 11/13/21 | | |
| | 22 | vs San Jose State 12/03/22 | | |
| | 22 | vs Central Arkansas 12/01/21 | | |
| | 22 | at Vanderbilt 01/23/21 | | |

| MOST STEALS: | | | | |
|--------------|-----------|---------------------------------------|--|--|
| at Nevada: | 15 | vs San Jose State 01/09/19 | | |
| | 15 | vs Utah State 01/02/19 | | |
| | 13 | at New Mexico 12/30/15 | | |
| | 12 | vs New Mexico 01/28/17 | | |
| | 11 | 4x | | |
| at Arkansas: | 16 | vs Bradley 12/17/22 | | |
| | 16 | vs Central Arkansas 12/01/21 | | |
| | 15 | vs UNC Asheville 12/21/22 | | |
| | 15 | at Georgia Tech 11/25/19 | | |
| | 14 | vs South Dakota State 11/16/22 | | |
| | 14 | vs Texas A&M 01/22/22 | | |
| | 14 | vs Auburn 02/04/20 | | |
| | 14 | vs Rice 11/05/19 | | |

| MOST BLOCKED SHOTS: | | | | |
|---------------------|-----------|----------------------------------|--|--|
| at Nevada: | 11 | at Oregon State 12/05/15 | | |
| | 10 | at Wyoming 01/20/16 | | |
| | 10 | vs Holy Names 11/30/15 | | |
| | 9 | vs UNLV 03/08/18 | | |
| | 9 | at New Mexico 01/07/17 | | |
| at Arkansas: | 13 | vs Texas A&M 01/31/23 | | |
| | 11 | vs Alabama 02/24/21 | | |
| | 10 | vs Elon 12/21/21 | | |
| | 10 | vs Texas Southern 11/19/19 | | |
| | 9 | vs UNGC 12/06/22 | | |

| MUSS TEAMS IN THE NCAA/CONFERENCE STATS | | | | | | | |
|---|----------|----------|----------|---------|----------|----------|----------|
| | 2015-16 | 2016-17 | 2017-18 | 2018-19 | 2019-20 | 2020-21 | 2021-22 |
| 3-pt FG Att | 176 / 8 | 37 / 2 | 29 / 2 | 51 / 2 | 115 / 5 | 26 / 3 | 105 / 7 |
| A-Turnover Ratio | 232 / 9 | 13 / 1 | 2 / 1 | 15 / 1 | 140 / 4 | 103 / 2 | 110 / 4 |
| Assists/Gm | 220 / 9 | 32 / 1 | 27 / 2 | 75 / 3 | 226 / 10 | 80 / 4 | 116 / 7 |
| Blocks/Gm | 7 / 1 | 64 / 3 | 74 / 2 | 100 / 2 | 84 / 9 | 17 / 4 | 71 / 8 |
| Def Reb/Gm | 19 / 1 | 31 / 2 | 92 / 6 | 31 / 2 | 287 / 12 | 33 / 2 | 52 / 3 |
| Fewest Fouls | 342 / 11 | 105 / 3 | 253 / 9 | 184 / 6 | 322 / 12 | 329 / 13 | 323 / 10 |
| Fewest TO | 335 / 11 | 59 / 1 | 24 / 1 | 21 / 1 | 59 / 1 | 320 / 10 | 291 / 7 |
| FG Pct | 251 / 9 | 146 / 5 | 60 / 3 | 68 / 4 | 147 / 6 | 100 / 4 | 218 / 10 |
| FG Pct Defense | 28 / 2 | 120 / 7 | 140 / 4 | 42 / 3 | 169 / 12 | 70 / 5 | 58 / 4 |
| FT Attempts | 2 / 1 | 13 / 1 | 16 / 2 | 16 / 1 | 8 / 2 | 5 / 1 | 1 / 1 |
| FT Made | 1 / 1 | 24 / 2 | 9 / 2 | 17 / 1 | 3 / 1 | 2 / 1 | 1 / 1 |
| FT Pct | 43 / 2 | 159 / 6 | 66 / 2 | 167 / 6 | 102 / 6 | 68 / 4 | 32 / 1 |
| Off Reb/Gm | 76 / 2 | 132 / 3 | 255 / 7 | 205 / 6 | 325 / 14 | 44 / 8 | 107 / 11 |
| Fouls/Gm | 275 / 8 | 35 / 1 | 95 / 1 | 126 / 3 | 311 / 11 | 131 / 3 | 189 / 6 |
| Reb Margin | 4 / 2 | 72 / 1 | 232 / 81 | 97 / 3 | 342 / 14 | 56 / 3 | 89 / 6 |
| Scoring Defense | 177 / 5 | 151 / 6 | 191 / 6 | 55 / 1 | 185 / 9 | 189 / 8 | 145 / 9 |
| Scoring Margin | 117 / 5 | 39 / 1 | 27 / 1 | 9 / 1 | 70 / 4 | 24 / 1 | 53 / 5 |
| Scoring Offense | 113 / 5 | 37 / 1 | 18 / 2 | 28 / 1 | 56 / 5 | 11 / 2 | 50 / 4 |
| Steals/Gm | 98 / 3 | 262 / 8 | 174 / 6 | 172 / 4 | 81 / 7 | 48 / 4 | 72 / 8 |
| 3 PT FG Defense | 59 / 2 | 18 / 2 | 20 / 1 | 113 / 3 | 1 / 1 | 174 / 9 | 125 / 11 |
| 3 PT FG/Game | 323 / 11 | 33 / 2 | 31 / 3 | 74 / 3 | 143 / 4 | 169 / 5 | 279 / 11 |
| 3 PT FG Pct | 314 / 11 | 42 / 1 | 26 / 2 | 155 / 6 | 175 / 5 | 198 / 7 | 320 / 11 |
| 3 PT FGM | 251 / 9 | 22 / 2 | 15 / 2 | 59 / 2 | 129 / 4 | 39 / 4 | 182 / 7 |
| Total Assists | 112 / 2 | 30 / 2 | 10 / 1 | 69 / 2 | 251 / 10 | 12 / 1 | 40 / 4 |
| Total Blocks | 3 / 1 | 50 / 3 | 44 / 1 | 88 / 2 | 81 / 7 | 3 / 2 | 37 / 5 |
| Total Rebounds | 2 / 1 | 25 / 3 | 44 / 2 | 63 / 2 | 306 / 14 | 4 / 3 | 8 / 2 |
| Total Rebs/Gm | 18 / 1 | 41 / 1 | 171 / 6 | 72 / 4 | 322 / 14 | 18 / 2 | 50 / 5 |
| Total Steals | 40 / 3 | 208 / 9 | 85 / 2 | 157 / 4 | 34 / 1 | 5 / 2 | 25 / 6 |
| Turnover Margin | 184 / 5 | 169 / 7 | 22 / 2 | 22 / 1 | 9 / 1 | 58 / 2 | 40 / 4 |
| Turnovers Forced | 154 / 5 | 306 / 10 | 191 / 6 | 127 / 3 | 29 / 1 | 52 / 7 | 42 / 5 |
| Fewest TO/Gm | 208 / 7 | 26 / 2 | 4 / 1 | 13 / 1 | 47 / 1 | 151 / 3 | 133 / 4 |
| W-L Pct | 93 / 3 | 17 / 1 | 17 / 1 | 7 / 1 | 89 / 5 | 17 / 2 | 36 / 4 |

| | | |
|-------------|--|---|
| 3 PT PCT | .667 (12-18) .600 (6-10) .591 (13-22) .556 (10-18) .538 (14-26) | at Tennessee 03/05/22 vs Mississippi State 02/11/23 vs Oklahoma 12/11/21 at Vanderbilt 01/14/23 at Kentucky 02/09/21 |
| FT MADE | 34 30 29 28 | at Missouri 02/08/20 at Missouri 01/18/23 at Vanderbilt 01/14/23 vs Missouri 01/02/21 |
| FT ATTEMPTS | 44 40 39 36 36 | at Missouri 02/08/20 at Missouri 01/18/23 vs Missouri 01/02/21 at Vanderbilt 01/14/23 vs Alabama 01/11/23 |
| FT PCT | 1.000 (13-13) 1.000 (14-14) .962 (25-26) .950 (19-20) .947 (18-19) | at Ole Miss 01/26/22 vs Florida 02/16/21 at Ole Miss 01/11/20 vs Texas A&M 10/12/22 vs LSU 03/02/22 |
| REBOUNDS | 60 53 52 51 | vs Auburn 02/08/22 at LSU 01/08/20 at Missouri 02/08/20 vs Missouri 01/02/21 |
| OFF REB | 24 24 23 22 | vs Texas A&M 01/31/23 vs Auburn 02/08/22 at LSU 01/08/20 vs LSU 03/02/22 |
| DEF REB | 41 37 36 35 | vs Missouri 01/02/21 at Georgia Tech 11/25/19 vs Auburn 02/08/22 vs Kentucky 01/18/20 |
| ASSISTS | 18 18 18 18 17 | vs Texas A&M 03/12/22 vs Oklahoma 12/11/21 at Kentucky 02/09/21 at Alabama 01/16/21 9x LAST vs Creighton 11/22/22 |
| STEALS | 13 12 12 11 10 | at Missouri 01/18/23 at Mississippi State 12/29/21 at Alabama 01/16/21 vs Texas A&M 01/22/22 6x - LAST: vs Texas A&M 01/31/23 |
| BLOCKS | 9 9 9 7 | at Texas A&M 01/08/22 vs Auburn 01/20/21 at Tennessee 01/06/21 3x - LAST: at Auburn 01/07/23 |
| TURNOVERS | 30 27 27 26 | vs Fordham 11/11/22 vs Bradley 12/17/22 vs Rice 11/05/19 vs Mississippi State 02/02/21 |
| FOULS | 35 33 32 31 | vs LSU 03/04/20 vs South Carolina 01/29/20 vs Alabama 02/24/21 at Kentucky 02/07/23 |

ARK TEAM GAME LOWS (w/Muss):

| | | |
|---------------|--|--|
| FEWEST PTS | 53 56 57 58 59 59 59 | vs New Mexico State 03/19/22 at Texas A&M 02/15/23 at LSU 12/28/22 vs Tennessee 02/19/22 at Auburn 09/10/23 at Alabama 01/16/21 at Florida 02/18/20 |
| FEWEST FG | 14 15 18 18 19 | vs New Mexico State 03/19/22 at Tennessee 02/11/20 vs UNCG 12/06/22 vs Tennessee 02/19/22 3x LAST at Auburn 01/07/23 |
| FEWEST FGA | 45 46 48 49 50 50 | vs North Texas 11/12/19 vs Austin Peay 12/03/19 vs Mississippi State 02/11/23 at Tennessee 02/11/20 at Texas A&M 02/15/23 at Missouri 01/18/23 |
| LOWEST FG% | .275 (14-51) .268 (19-71) .305 (18-59) .306 (15-49) .314 (22-70) | vs New Mexico State 03/19/22 vs Missouri 01/02/21 vs Tennessee 02/19/22 at Tennessee 02/11/20 at Alabama 02/12/22 |
| FEWEST 3PT FG | 0 1 2 2 2 2 2 | vs South Carolina 01/18/22 vs Oral Roberts 03/27/21 vs Florida 02/18/23 vs Alabama 01/11/23 at Auburn 01/07/23 vs San Diego State 11/23/22 vs Fordham 11/11/22 vs Mississippi State 02/02/21 |
| FEWEST 3 FGA | 9 9 9 10 10 11 11 | at Kentucky 02/07/23 vs Oral Roberts 03/27/21 vs TCU 01/25/20 vs Florida 02/18/23 vs Alabama 01/11/23 vs Bradley 12/17/22 3x - LAST vs Troy 11/28/22 |

| | | |
|----------------|--|---|
| LOWEST 3 PT% | .000 (0-11) .111 (1-9) .125 (2-16) .125 (2-16) .118 (2-7) .136 (3-22) | vs South Carolina 01/18/22 vs Oral Roberts 03/27/21 at Auburn 01/07/23 vs Fordham 11/11/22 vs Mississippi State 02/02/21 vs Kansas State 11/22/21 |
| FEWEST FT | 4 4 5 6 | at Georgia 02/02/22 at Oklahoma State 01/30/21 at LSU 12/28/22 at Mississippi State 01/22/20 |
| FEWEST FTA | 7 7 8 8 | at Georgia 02/02/22 at Oklahoma State 01/30/21 at Ole Miss 01/26/22 vs Central Arkansas 12/12/20 |
| LOWEST FT% | .471 (8-17) .500 (7-14) .500 (5-10) .500 (13-26) .529 (9-17) .533 (8-15) .533 (8-15) | vs Southern 12/09/20 at Texas A&M 02/15/23 at LSU 12/28/22 vs Central Arkansas 12/01/21 vs Ole Miss 01/21/23 vs South Dakota State 11/16/22 vs Vanderbilt 01/15/20 |
| FEWEST REBS | 23 24 24 25 25 | vs Missouri 02/22/20 vs North Texas 11/12/19 at LSU 01/08/20 vs Duke 03/26/22 at Texas A&M 03/07/20 |
| FEWEST OFF REB | 2 3 3 3 4 | vs Missouri 02/22/20 vs New Mexico State 03/19/22 at LSU 01/08/20 at Georgia Tech 11/25/19 3x - LAST: vs Georgia 02/21/23 |
| FEWEST DEF REB | 15 17 17 18 18 | at Florida 02/18/20 vs Oklahoma 12/10/22 vs Duke 03/26/22 at Tennessee 02/11/20 vs TCU 01/25/20 |
| FEWEST ASSISTS | 4 4 6 7 7 7 7 | at Texas A&M 02/15/23 vs Troy 11/28/22 at Tennessee 02/11/20 at LSU 12/28/22 vs Kansas State 11/22/21 vs Missouri 01/02/21 at Alabama 02/01/20 |
| FEWEST STEALS | 0 2 2 2 3 4 | vs Texas Tech 03/21/21 vs New Mexico State 03/19/22 at Tennessee 01/06/21 at Vanderbilt 01/14/23 6x - LAST: at Baylor 01/28/23 |
| FEWEST BLOCKS | 0 1 1 1 1 1 1 | at Alabama 02/12/22 vs New Mexico State 03/19/22 vs Texas Tech 03/21/21 vs Georgia 01/09/21 vs Northern Kentucky 11/30/19 vs South Carolina 01/29/20 vs Mississippi State 02/15/20 at Florida 02/18/20 |
| FEWEST TO | 5 5 5 6 6 6 6 | vs New Mexico State 03/19/22 vs Northern Iowa 11/17/21 vs LSU 03/04/20 at Florida 02/22/22 vs Mississippi State 02/05/22 at Kentucky 02/09/21 at Georgia 02/29/20 |
| FOULS | 6 10 12 12 12 12 | vs Mercer 11/09/21 vs Southern 12/09/20 vs Florida 02/18/23 vs Oklahoma 12/10/22 vs Mississippi Valley 11/25/20 |

OPP GAME LOWS (w/Muss at ARK):

| | | |
|------------|--|--|
| FEWEST PTS | 40 43 43 43 44 | vs LSU 01/24/23 vs Missouri 01/12/22 vs Rice 11/05/19 vs North Texas 11/12/19 vs Southern 12/09/20 |
| FEWEST FG | 14 14 15 15 16 16 | vs LSU 01/24/23 vs Missouri 01/12/22 vs Mississippi State 02/02/21 vs Lipscomb 12/05/20 vs Tennessee 02/19/22 vs Rice 11/05/19 |
| FEWEST FGA | 44 45 45 45 45 46 | vs Louisville 11/21/22 vs Bradley 12/17/22 vs Fordham 11/11/22 vs Texas A&M 01/04/20 at Florida 02/18/20 |
| LOWEST FG% | .254 (15-59) .259 (14-54) .271 (16-59) .286 (18-63) .286 (16-56) .292 (14-48) | vs Lipscomb 12/05/20 vs LSU 01/24/23 vs Tennessee 02/19/22 vs Southern 12/09/20 vs Rice 11/05/19 vs Missouri 01/12/22 |

| | | |
|-----------------|---|--|
| FEWEST 3PT FG | 1 1 1 2 | vs LSU 01/24/23 vs Ole Miss 01/27/21 vs Southern 12/09/20 9x - LAST: vs UNC Asheville 12/21/22 |
| FEWEST 3 FGA | 7 9 10 11 | vs Mississippi State 02/15/20 vs LSU 01/24/23 vs Duke 03/26/22 vs Texas Southern 11/19/19 |
| LOWEST 3 PT% | .063 (1-16) .077 (1-13) .080 (2-25) .111 (1-9) .111 (2-18) .118 (2-17) .125 (2-16) .125 (2-16) | vs Ole Miss 01/27/21 vs Southern 12/09/20 vs Rice 11/05/19 vs LSU 01/24/23 vs San Diego State 11/23/22 vs North Texas 11/12/19 vs Missouri 01/12/22 vs Montana 11/16/19 |
| FEWEST FT | 3 3 5 6 6 6 | vs Alabama 02/24/21 vs Mississippi Valley 11/25/20 vs Elon 12/21/21 vs Ole Miss 01/21/23 at LSU 12/28/22 vs San Jose State 12/03/22 vs New Mexico State 03/19/22 vs LSU 02/27/21 |
| FEWEST FTA | 3 6 9 9 10 | vs Alabama 02/24/21 vs Mississippi Valley 11/25/20 vs Elon 12/21/21 vs Oklahoma 12/10/22 3x LAST vs New Mexico State 03/19/22 |
| LOWEST FT% | .375 (3-8) .462 (6-13) .467 (7-15) .471 (8-17) .500 (6-12) .500 (9-18) .500 (12-24) .500 (6-12) .500 (9-18) | vs Alabama 02/24/21 vs Ole Miss 01/21/23 vs Central Arkansas 12/01/21 vs Auburn 02/08/22 at LSU 12/28/22 vs UNC Asheville 12/21/22 vs South Carolina 01/18/22 vs LSU 02/27/21 at Indiana 12/29/19 |
| FEWEST REBS | 21 22 23 23 25 | vs Charlotte 12/01/21 vs Mercer 11/09/21 at Missouri 01/18/23 vs Missouri 01/04/23 vs Florida 02/18/23 |
| FEWEST OFF REBS | 4 4 4 4 5 | vs Charlotte 12/01/21 vs Mercer 11/09/21 vs Mississippi State 02/15/20 vs Vanderbilt 01/15/20 7x - LAST: vs New Mexico State 03/19/22 |
| FEWEST DEF REBS | 14 16 17 17 18 18 18 | vs Missouri 01/04/23 at Missouri 01/18/23 vs Florida 02/18/23 vs Charlotte 12/01/21 vs San Jose State 12/03.22 vs Mercer 11/09/21 vs Baylor 03/29/21 |
| FEWEST ASSISTS | 4 5 5 6 6 6 6 | vs Louisville 11/21/22 at Baylor 01/28/.23 vs Southern 12/09/20 vs Georgia 02/21/23 vs LSU 01/24/23 vs Florida 02/16/21 at Ole Miss 01/11/20 at Missouri 02/08/20 |
| FEWEST STEALS | 0 1 1 1 1 2 | vs Vanderbilt 01/15/20 vs Vermont 03/19/22 vs Cincinnati 11/23/21 at Kentucky 02/09/21 at LSU 01/08/20 3x: LAST vs Mississippi State 02/05/22 |
| FEWEST BLKS | 0 0 0 0 0 0 0 1 | vs Fordham 11/11/22 vs Hofstra 12/18/21 vs Georgia 01/09/21 vs Southern 12/09/20 vs North Texas 11/12/19 vs Austin Peay 12/03/19 15x - LAST: vs Georgia 02/21/23 |
| FEWEST TO | 5 6 7 8 8 8 | at Tennessee 01/06/21 vs Vermont 03/19/22 vs Lipscomb 12/05/20 at Baylor 01/28/.23 at Auburn 01/07/23 vs LSU 02/27/21 |
| FEWEST FOULS | 12 12 14 | at Tennessee 01/06/21 vs Central Arkansas 12/12/20 6x - LAST: at Georgia 02/02/22 |

IN HIS FIRST SEVEN YEARS AS A COLLEGIATE HEAD COACH

- » Twice led the NCAA in Free Throws Made (2016 and 2022).
- » Led the NCAA in Free Throw Attempts (2022)
- » Led the NCAA in 3-pt FG Pct Defense (2020)
- » Ranked 1st (4x) or 2nd (3x) seven times in the league in FT Made
- » Ranked 1st (5x) or 2nd (2x) seven times in the league in FT Attempts
- » 7x - Ranked among NCAA top 25 in FT Made AND FT Attempts
- » 4x - Led the league in Scoring Margin (2017, '18, '19, '21)
- » 4x - Led the league in Fewest Turnovers (2017, '18, '19, '20)
- » 3x - Led the league in Overall W-L Percentage (2017, '18, '19)
- » 3x - Led the league in Assist-To-TO Ratio (2017, '18, '19)
- » 3x - In NCAA top 20 in 3PTFG% Defense (2017, '18, '20)

OTHER TEAM HIGHLIGHTS

- » 2nd in the NCAA in Assist-To-TO Ratio (2018)
- » 2nd in the NCAA in Total Rebounds (2016)
- » 2nd in the NCAA in Free Throws Made (2021)
- » 3rd in the NCAA in Total Blocked Shots (2016)
- » 4th in the NCAA in Rebound Margin (2016)
- » 4th in the NCAA in Fewest TO Per Gm (2018)
- » 7th in the NCAA in Blocks Per Game (2016)
- » 8th in the NCAA in Total Rebounds (2022)
- » 9th in the NCAA in Scoring Margin (2019)
- » 9th in the NCAA in Turnover Margin (2020)
- » 10th in the NCAA in Total Assists (2018)

PLAYER HIGHLIGHTS

- » 10 Players in the NBA in 8 yrs as college coach
- » 4x - Players led his league in 3-PT FG Made AND 3-PT FG Attempts
- » 3x - Player led his league in points scored
- » 4 All-Americans
(Caleb Martin 2x, Mason Jones, Moses Moody, JD Notae)
- » 19 All-Conference Honors
- » 6 All-Defensive Team Honors
- » 3 Conference Newcomers of the Year
- » 2 Conference 6th Man Award
- » 2 Conference Players of the Year
- » 2 Conference Freshman of the Year
- » 1 Conference Defensive Player of the Year

MUSSELMAN MILESTONE WINS

OVERALL

| | | | |
|-----|----------|--|--------|
| 1 | 11/13/15 | vs Coastal Carolina (Honolulu, Hawaii) | 73-56 |
| 100 | 01/24/19 | Colorado State (Reno, Nev.) | 100-60 |
| 200 | 02/07/23 | at Kentucky (Lexington, Ky.) | 88-73 |

AT ARKANSAS

| | | | |
|----|----------|----------------------------------|-------|
| 1 | 11/05/19 | Rice (Fayetteville, Ark.) | 91-43 |
| 50 | 11/23/21 | vs Cincinnati (Kansas City, Mo.) | 73-67 |

MUSSELMAN PLAYERS OF NOTE

CODY MARTIN

NEVADA

- Charlotte Hornets (Free Agent) • 2019-pres.
- 2x All-Mountain West (2018 and 2019)

CALEB MARTIN

NEVADA

- Hornets (2019 2nd Rd / 36th pick) • Heat 2021-pres.
- 2x First Team All-America (2018 and 2019)

JORDAN CAROLINE

NEVADA

- 3x First Team All-Mountain West (2018 and 2019)

CAM OLIVER

NEVADA

- Rockets (2021 Free Agent)
- Led Australian NBL in rebounding in 2020

JALEN HARRIS

NEVADA

- Toronto Raptors (2nd Rd / 59th pick) • 2020

ISAIAH JOE

ARKANSAS

- 76ers (2nd Rd • 49th pick) 2020-22; Thunder 2022-pres.

MASON JONES

ARKANSAS

- Rockets & 76ers (2021 Free Agent) • G League 2022-pres
- 2020 All-American & 2020 SEC Player of the Year

MOSES MOODY

ARKANSAS

- Golden State Warriors (1st Rd • 14th pick) • 2021
- 1st "one-and-done" in Arkansas history
- 2021 All-American & 2021 SEC Freshman of the Year

JD NOTAE

ARKANSAS

- 2021 Bleacher Report's National & SEC 6th Man of the Year
- 2022 All-American and consensus 1st team All-SEC

STANLEY UMUDE

ARKANSAS

- Detroit Pistons (2023 free agent)

JAYLIN WILLIAMS

ARKANSAS

- OKC Thunder (2nd Rd • 34th pick)
- 1st team All-SEC / Defensive All-SEC

MUSSELMAN RECORD • POINTS SCORED

| | |
|------------------------------------|--------------|
| Scoring Below 50 Points: | 0-0 |
| - At Arkansas | 0-0 |
| Home: | 0-0 |
| Away: | 0-0 |
| Neutral: | 0-0 |
| Scoring 50-59 Points: | 1-12 |
| - At Arkansas: | 1-4 |
| Home: | 0-1 |
| Away: | 0-9 |
| Neutral: | 1-2 |
| Scoring 60-69 Points: | 24-23 |
| - At Arkansas | 16-12 |
| Home: | 14-6 |
| Away: | 6-11 |
| Neutral: | 4-6 |
| Scoring 70-79 Points: | 71-24 |
| - At Arkansas | 33-13 |
| Home: | 41-5 |
| Away: | 15-14 |
| Neutral: | 15-5 |
| Scoring 80-89 Points: | 67-7 |
| - At Arkansas | 25-5 |
| Home: | 39-0 |
| Away: | 17-4 |
| Neutral: | 11-3 |
| Scoring 90-99 Points: | 27-1 |
| - At Arkansas | 12-0 |
| Home: | 17-0 |
| Away: | 9-1 |
| Neutral: | 1-0 |
| Scoring 100 or More Points: | 11-1 |
| - At Arkansas | 3-0 |
| Home: | 7-0 |
| Away: | 3-1 |
| Neutral: | 1-0 |

BEST WINNING PERCENTAGE

active NCAA Division I head coaches
(min 5 yrs • Division I wins - Thru Feb. 23)

| | | | | |
|----|---------------------------------|---------------|-------------|--------------|
| 1 | Mark Few, Gonzaga | 681-134 | .836 | 24 yrs |
| 2 | Bill Self, Kansas | 782-234 | .770 | 30 yrs |
| 3 | John Calipari, Kentucky | 787-248 | .760 | 31 yrs |
| 4 | Brian Dutcher, San Diego St. | 141-45 | .758 | 6 yrs |
| 5 | Chris Jans, Mississippi State | 161-54 | .749 | 7 yrs |
| 6 | ERIC MUSSELMAN, ARKANSAS | 202-71 | .740 | 8 yrs |
| 7 | Thad Matta, Butler | 453-169 | .728 | 18 yrs |
| 8 | Tony Bennett, Virginia | 406-155 | .724 | 17 yrs |
| 9 | Darian DeVries, Drake | 119-46 | .721 | 5 yrs |
| 10 | Bruce Pearl, Auburn | 633-252 | .715 | 28 yrs |



MUSSELMAN RECORD • POINTS ALLOWED

| | |
|--|--------------|
| Opponent Scores Below 50 Points: | 12-0 |
| - At Arkansas | 10-0 |
| Home: | 10-0 |
| Away: | 1-0 |
| Neutral: | 1-0 |
| Opponent Scores 50-59 Points: | 39-1 |
| - At Arkansas | 21-0 |
| Home: | 27-1 |
| Away: | 9-0 |
| Neutral: | 3-0 |
| Opponent Scores 60-69 Points: | 75-10 |
| - At Arkansas | 31-4 |
| Home: | 46-0 |
| Away: | 13-6 |
| Neutral: | 16-4 |
| Opponent Scores 70-79 Points: | 56-25 |
| - At Arkansas | 24-15 |
| Home: | 29-7 |
| Away: | 17-14 |
| Neutral: | 10-4 |
| Opponent Scores 80-89 Points: | 18-22 |
| - At Arkansas | 5-12 |
| Home: | 7-4 |
| Away: | 8-13 |
| Neutral: | 3-5 |
| Opponent Scores 90-99 Points: | 2-8 |
| - At Arkansas | 1-5 |
| Home: | 2-2 |
| Away: | 0-4 |
| Neutral: | 0-2 |
| Opponent Scores 100 or More Points: | 1-2 |
| - At Arkansas | 0-0 |
| Home: | 0-0 |
| Away: | 1-2 |
| Neutral: | 0-0 |



ANTHONY BLACK

G | Fr. | 6-7 | 198 | Duncanville, Texas | Duncanville HS

@AnthonyBlack24_

@xanthonyblack

Including 2022-23, has **FOUR** years of collegiate eligibility
Major: TBA (Arts & Sciences)
Born on Jan. 20, 2004 in Las Colinas, Texas
The son of Terry and Jennifer Black



• Was listed as the #1 high school point guard in the nation by 247Sports ... Member of gold-medal-winning USA Basketball Men's U18 National Team for the 2022 FIBA Americas U18 Championship (Tijuana, Mexico) and member of USA Basketball's 2022 USA Nike Hoop Summit Team ... Played in the McDonald's All-American and Iverson Classic games.

• Named the CBS Sports/USBWA National Freshman of the Week (Nov. 22) for his early-season play through Louisville at Maui

• Named SEC co-Freshman of the Week (Nov. 28) for his play at Maui

• 1 of 2 PLAYERS IN THE SEC TOP 25 IN: Scoring • Rebounding • Assists • Steals (with Mizzou's Kobe Brown)

BLACK: • 3rd in assists (4.4) • 5th in steals (2.0) • 20th in scoring (12.9) • 25th in rebounds (5.1)

• LEADS THE SEC IN MINUTES: (35:21) ... Has played all 40 minutes in regulation **3x** and all 20 minutes of a half **17x**.

• LAST 12 GAMES: 14.2 ppg • 5.2 rebs • 5.3 assists • 2.4 steals ... Double Digits 10x • 5+ rebs 8x • 5+ assists 7x • 3+ steals 5x

2022-23 HIGHLIGHTS:

• Named to the 5-man Maui Jim MAUI INVITATIONAL ALL-TOURNAMENT TEAM as well as being named SEC co-FRESHMAN OF THE WEEK... Led all scorers (22.3 ppg) at Maui ... **Versus Louisville, scored a career-high 26 points** (9-of-11 FG; 3-5 3PT and 5-of-5 FT) with a **season-high six assists** ... **Versus Creighton, matched his career-high with 26 points** (10-of-18 FG; 1-3 3PT and 5-of-6 FT) with six assists and leading the team with six rebounds ... Added 15 points **versus San Diego State**, making **career highs in FT (9) and FTA (10)**.

• TROY: Played all 40 minutes and recorded a season-high 8 rebounds, while scoring 14 points.

• BRADLEY: Attempted a season-high 11 free throws (making seven) and led the team in assists (4) and blocked shots (2).

• @ LSU: Played all 40 minutes and stuffed the stat sheet with seven points, eight rebounds and four assists with just two turnovers.

• @ AUBURN: Scored a game-high 23 points, going 13-of-16 at the free throw line ... **The 13 FT made is 2nd-most by an SEC player in a game this season** and 16 attempts is second-most ... Added seven rebounds and four assists.

• @ MISSOURI: Nearly recorded a triple-double with 15 points, eight rebounds and a then career-high seven assists ... Added two steals and a blocked shot ... **Eight rebounds tied his career high**.

• OLE MISS: Led Arkansas with 17 points and posted **career highs in assists (8) and steals (5)** ... Scored 11 of the 17 and had four of his five steals in the second half as Arkansas grabbed a 21-point lead.

• LSU: **Tied his career high making 3 3-pointers** (3-of-5) to score 14 points with seven rebounds, three assists and three steals.

• @ BAYLOR: Despite an early knee injury, gutted out a 7-point, 6-rebound, 3-assist performance.

• TEXAS A&M: Had 11 points and **seven assists** with two steals

• @ SOUTH CAROLINA: **Scored five of Arkansas' final seven points** in the 2-point win with a crucial defensive board leading to two free throws to go up one (60-59) with 2:43 left, a layup to go up one (64-63), a defensive rebound with 32 seconds left, a defensive rebound with two seconds left that led to a free throw and 65-63 win.

• @ KENTUCKY: Scored 19 points - including 12 in the second half - with five assists and a **career-high tying five steals** ... Had three dunks, including a highlight reel alley-oop in the first half and back-to-back dunks off back-to-back steals on UK's first and second possessions of the second half.

• MISS STATE: Scored a game-high 23 points with five rebounds, five assists and three steals ... Snapped a 4-game, 0-for streak from 3-point range (0-for-7) by going 2-of-5 from deep.

• @ TEXAS A&M: **Tied his career high with eight assists** (just 3 TO) ... Added nine points.

• @ GEORGIA: **For the third time, tied his career high with eight assists** (with ZERO TO) ... Added 10 points (5-of-7) with four rebounds and two steals.



NATIONAL RECRUITING RANKINGS

• #8 on the SI99 All-American list
• 247Sports ***** #14 nation #1 PG
• ESPN ***** #15 nation #8 SF
• 247Composite ***** #17 nation #2 PG
• Rivals ***** #19 nation #5 SG

• Led ARK in Pts: 6
• Led ARK in Rebs: 1
• Led ARK in Assists: 20
• Led ARK in Steals: 14
• Led ARK in Blocked Shots: 4
• Double-figure Pts: 19
• Double-figure Rebs: 0
• 20-pt gms - 30-pt gms: 4 - 0
• Gms with a 3PT Made: 15
• Gms with 3+ 3PT Made: 2
• Gms with 3+ Assists: 23
• Gms with 3+ Steals: 7
• Gms with 3+ Blks: 0
• Gms with 5+ Rebs: 18

ANTHONY BLACK 2022-23 GAME STATS

| Opponent | Date | GS | Min | FG | FGA | Pct | 3FG | 3A | Pct | FT | FTA | Pct | O | D | Tot | Avg | PF | FO | A | TO | Blk | Stl | Pts | Avg | |
|-------------------|----------|----|-----|-----|-----|-------|------|----|-------|------|-----|-------|------|----|-----|-----|-----|----|---|-----|-----|-----|-----|------|------|
| NORTH DAKOTA ST. | 11/07/22 | * | 30 | 1 | 7 | .143 | 0 | 0 | .000 | 1 | 2 | .500 | 0 | 7 | 7 | 7.0 | 3 | 0 | 3 | 2 | 1 | 3 | 3 | 3.0 | |
| FORDHAM | 11/11/22 | * | 24 | 3 | 8 | .375 | 1 | 6 | .167 | 3 | 4 | .750 | 2 | 4 | 6 | 6.5 | 2 | 0 | 0 | 4 | 1 | 2 | 10 | 6.5 | |
| SOUTH DAKOTA ST. | 11/16/22 | * | 30 | 2 | 3 | .667 | 1 | 2 | .500 | 0 | 0 | .000 | 1 | 4 | 5 | 6.0 | 1 | 0 | 5 | 2 | 0 | 4 | 5 | 6.0 | |
| vs Louisville | 11/21/22 | * | 35 | 9 | 11 | .818 | 3 | 5 | .600 | 5 | 5 | 1.000 | 1 | 2 | 3 | 5.3 | 3 | 0 | 6 | 4 | 0 | 2 | 26 | 11.0 | |
| vs Creighton | 11/22/22 | * | 38 | 10 | 18 | .556 | 1 | 3 | .333 | 5 | 7 | .714 | 3 | 3 | 6 | 5.4 | 3 | 0 | 6 | 3 | 0 | 2 | 26 | 14.0 | |
| vs San Diego St. | 11/23/22 | * | 39 | 3 | 11 | .273 | 0 | 2 | .000 | 9 | 10 | .900 | 1 | 4 | 5 | 5.3 | 2 | 0 | 1 | 4 | 0 | 1 | 15 | 14.2 | |
| TROY | 11/28/22 | * | 40 | 5 | 8 | .625 | 2 | 4 | .500 | 2 | 4 | .500 | 1 | 7 | 8 | 5.7 | 1 | 0 | 3 | 3 | 1 | 2 | 14 | 14.1 | |
| SAN JOSE ST. | 12/03/22 | * | 32 | 3 | 5 | .600 | 1 | 1 | 1.000 | 1 | 1 | 1.000 | 1 | 3 | 4 | 5.5 | 2 | 0 | 6 | 2 | 0 | 0 | 8 | 13.4 | |
| UNC GREENSBORO | 12/06/22 | * | 33 | 4 | 8 | .500 | 2 | 4 | .500 | 1 | 3 | .333 | 1 | 4 | 5 | 5.4 | 3 | 0 | 2 | 1 | 1 | 0 | 11 | 13.1 | |
| vs Oklahoma | 12/10/22 | * | 35 | 4 | 4 | 1.000 | 0 | 0 | .000 | 0 | 0 | .000 | 1 | 3 | 4 | 5.3 | 1 | 0 | 5 | 5 | 1 | 2 | 8 | 12.6 | |
| vs Bradley | 12/17/22 | * | 38 | 4 | 7 | .571 | 0 | 1 | .000 | 7 | 11 | .636 | 1 | 2 | 3 | 5.1 | 1 | 0 | 4 | 2 | 2 | 2 | 15 | 12.8 | |
| UNC ASHEVILLE | 12/21/22 | * | 25 | 2 | 7 | .286 | 2 | 5 | .400 | 4 | 6 | .667 | 0 | 3 | 3 | 4.9 | 3 | 0 | 3 | 2 | 0 | 2 | 10 | 12.6 | |
| at LSU | 12/28/22 | * | 40 | 3 | 8 | .375 | 0 | 3 | .000 | 1 | 2 | .500 | 4 | 4 | 8 | 5.2 | 1 | 0 | 4 | 2 | 0 | 1 | 7 | 12.2 | |
| MISSOURI | 01/04/23 | * | 40 | 2 | 7 | .286 | 1 | 4 | .250 | 1 | 2 | .500 | 0 | 2 | 2 | 4.9 | 1 | 0 | 5 | 4 | 1 | 1 | 6 | 11.7 | |
| at Auburn | 01/07/23 | * | 30 | 5 | 11 | .455 | 0 | 3 | .000 | 13 | 16 | .813 | 3 | 4 | 7 | 5.1 | 4 | 0 | 4 | 4 | 1 | 1 | 23 | 12.5 | |
| ALABAMA | 01/11/23 | * | 33 | 2 | 12 | .167 | 0 | 3 | .000 | 1 | 5 | .200 | 2 | 3 | 5 | 5.1 | 5 | 1 | 1 | 4 | 0 | 1 | 5 | 12.0 | |
| at Vanderbilt | 01/14/23 | * | 39 | 7 | 15 | .467 | 2 | 4 | .500 | 2 | 4 | .500 | 2 | 4 | 6 | 5.1 | 3 | 0 | 3 | 4 | 1 | 0 | 18 | 12.4 | |
| at Missouri | 01/18/23 | * | 39 | 4 | 9 | .444 | 1 | 3 | .333 | 6 | 6 | 1.000 | 2 | 6 | 8 | 5.3 | 3 | 0 | 7 | 5 | 1 | 2 | 15 | 12.5 | |
| OLE MISS | 01/21/23 | * | 37 | 7 | 17 | .412 | 0 | 1 | .000 | 3 | 6 | .500 | 1 | 2 | 3 | 5.2 | 3 | 0 | 8 | 2 | 0 | 5 | 17 | 12.7 | |
| LSU | 01/24/23 | * | 37 | 3 | 9 | .333 | 3 | 5 | .600 | 5 | 6 | .833 | 2 | 5 | 7 | 5.3 | 3 | 0 | 3 | 3 | 0 | 3 | 14 | 12.8 | |
| at Baylor | 01/28/23 | * | 36 | 3 | 7 | .429 | 0 | 2 | .000 | 1 | 1 | 1.000 | 1 | 5 | 6 | 5.3 | 0 | 0 | 3 | 2 | 0 | 1 | 7 | 12.5 | |
| TEXAS A&M | 01/31/23 | * | 38 | 2 | 4 | .500 | 0 | 1 | .000 | 7 | 9 | .778 | 1 | 4 | 5 | 5.3 | 3 | 0 | 7 | 4 | 0 | 2 | 11 | 12.5 | |
| at South Carolina | 02/04/23 | * | 40 | 4 | 10 | .400 | 0 | 1 | .000 | 5 | 7 | .714 | 1 | 5 | 6 | 5.3 | 3 | 0 | 4 | 2 | 2 | 1 | 13 | 12.5 | |
| at Kentucky | 02/07/23 | * | 38 | 8 | 15 | .533 | 0 | 3 | .000 | 3 | 4 | .750 | 0 | 4 | 4 | 5.3 | 3 | 0 | 5 | 6 | 1 | 5 | 19 | 12.8 | |
| MISSISSIPPI ST. | 02/11/23 | * | 39 | 8 | 13 | .615 | 2 | 5 | .400 | 5 | 6 | .833 | 1 | 4 | 5 | 5.2 | 3 | 0 | 5 | 4 | 1 | 3 | 23 | 13.2 | |
| at Texas A&M | 02/15/23 | * | 38 | 3 | 8 | .375 | 1 | 2 | .500 | 2 | 3 | .667 | 0 | 3 | 3 | 5.2 | 4 | 0 | 8 | 3 | 0 | 2 | 9 | 13.0 | |
| FLORIDA | 02/18/23 | * | 35 | 3 | 6 | .500 | 1 | 1 | 1.000 | 7 | 8 | .875 | 0 | 5 | 5 | 5.1 | 1 | 0 | 3 | 4 | 0 | 3 | 14 | 13.0 | |
| GEORGIA | 02/21/23 | * | 31 | 5 | 7 | .714 | 0 | 1 | .000 | 0 | 2 | .000 | 0 | 4 | 4 | 5.1 | 2 | 0 | 8 | 0 | 0 | 2 | 10 | 12.9 | |
| Totals | | | 28 | 989 | 119 | 255 | .467 | 24 | 75 | .320 | 100 | 140 | .714 | 33 | 110 | 143 | 5.1 | 67 | 1 | 122 | 87 | 15 | 55 | 362 | 12.9 |

BLACKS' PERSONAL BESTS

POINTS
Season: 26 (2x) LAST vs Creighton (11/22/22)
SEC: 23 (2x) LAST vs Miss State (02/11/23)

FG MADE
Season: 10 vs Creighton (11/22/22)
SEC: 8 vs Miss State (02/11/23)

FG ATTEMPTED
Season: 18 vs Creighton (11/22/22)
SEC: 17 vs Ole Miss (01/21/23)

3-POINT FG MADE
Season: 3 (2x) vs LSU (01/24/23)
SEC: 3 vs LSU (01/24/23)

3-PT FG ATTEMPTS
Season: 6 vs Fordham (11/11/22)
SEC: 5 (2x) LAST vs Miss State (02/11/23)

FT MADE
Season: 13 at Auburn (01/07/23)
SEC: 13 at Auburn (01/07/23)

FT ATTEMPTED
Season: 16 at Auburn (01/07/23)
SEC: 16 at Auburn (01/07/23)

REBOUNDS
Season: 8 (3x) LAST at Missouri (01/18/23)
SEC: 8 (2x) LAST at Missouri (01/18/23)

ASSISTS
Season: 8 (3x) LAST vs Georgia (02/21/23)
SEC: 8 (3x) LAST vs Georgia (02/21/23)

STEALS
Season: 5 (2x) LAST at Kentucky (02/07/23)
SEC: 5 (2x) LAST at Kentucky (02/07/23)

BLOCKED SHOTS
Season: 2 vs Bradley (12/17/22)
SEC: 1 (5x) LAST vs Miss State (02/11/23)

MINUTES
Season: 40:00 (3x) LAST at S. Carolina (02/04/23)
SEC: 40:00 (2x) LAST at S. Carolina (02/04/23)

ANTHONY BLACK CAREER STATISTICS

| Year | GP | GS | Min | Avg | FG | FGA | Pct | 3FG | 3FGA | Pct | FT | FTA | Pct | Off | Def | Tot | Avg | PF | FO | Ass | TO | Blk | Stl | Pts | Avg |
|---------|----|----|-----|------|-----|-----|------|-----|------|------|-----|-----|------|-----|-----|-----|-----|----|----|-----|----|-----|-----|-----|------|
| 2022-23 | 28 | 28 | 989 | 35.3 | 119 | 255 | .467 | 24 | 75 | .320 | 100 | 140 | .714 | 33 | 110 | 143 | 5.1 | 67 | 1 | 122 | 87 | 15 | 55 | 362 | 12.9 |

1

RICKY COUNCIL IV

G | Jr. | 6-6 | 205 | Durham, N.C. | Southern Durham HS / Wichita State

@rickythe4th

@c4_hoops

Including 2022-23, has THREE years of collegiate eligibility

Major: Recreation & Sport Management

Born on Aug. 3, 2001 in Durham, N.C.

The son of Rick and Ruth Council - has 2 older brothers, Ricky II & Ricky III

DOUBLE-DOUBLES (2)

SOPHOMORE (at WSU) (2)
 02/02/22 • TULANE 12 pts 15 reb
 02/20/22 • HOUSTON 17 Pts 10 reb



Was the 2022 American Athletic Conference Sixth Man of the Year and made the 2021 AAC All-Freshman Team ... Teammates with former Razorback Trey Wade at Wichita State in 2020-21 and the duo helped the Shockers win the AAC regular-season title and earn an NCAA Tournament berth.

• NAMED THE TO MIDSEASON USBWA OSCAR ROBERTSON TROPHY WATCH LIST.

- Has scored 20-plus 9x this year (13 in his career) ... Has scored in double digits in 25 of 28 games this year
- IN THE SEC: 2nd in Minutes (35:01) • 3RD IN SCORING (16.6)
 - Has played all 40 minutes in regulation 5x and all 20 minutes of a half 21x.
- SEC PLAYER OF THE WEEK (Dec. 5) ... Averaged 22.0 points (70% FG and 8-8 FT) in wins over Troy & San Jose State

2022-23 HIGHLIGHTS:

- FORDHAM: Led the team in scoring (15 points) ... For the first time in his career, saw action at point guard and responded with a **career-high seven assists**.
- LOUISVILLE: Had 15 points while **tying his career high with four steals and making 3 3-pointers**.
- CREIGHTON: Scored a season-high 24 points, attempting a career-high 19 shots, while playing all 40 minutes.
- SAN DIEGO STATE: Played 41:03 in the overtime win ... Scored 18 of his 19 points after halftime, including five of the Hogs' 1 overtime points.
- SEC PLAYER OF THE WEEK (Dec. 5): Versus Troy, scored a **game-high 27 (also his second-best career effort)** ... Had 19 points in the second half as Arkansas erased a two-point halftime deficit ... **Scored 11 points in a decisive 17-0 run** (all told, scored 13 in a 19-3 run to end the game) ... Made a career-high 12 field goals ... **Versus San Jose State**, scored 17 points and only missed one shot attempt (5-of-6 FG; 1-1 3PT, 6-6 FT) ... Up three with 17:27 left, Arkansas went on a 23-7 runs with Council scoring all 10 of his second-half points ... Added three steals.
- OKLAHOMA: Scored a game-high 26 points - with three highlight reel dunks - and tied for the team lead with five assists.
- MISSOURI: Had a **season-high seven rebounds** and scored a game-high 25 points - **21 in the second half**.
- @ VANDY: Scored a game-best 24 points (**tying a career and season-high with 3 3-pointers**) ... Added two steals.
- @ MISSOURI: Scored 13 points (4-of-4 at the line) and led the team with three steals.
- LSU: **Tied his career-high with seven assists**, including five in the first half and two in the second half on alley-ops ... Only had 11 rebounds in his previous five game but grabbed six versus the Tigers.
- @ BAYLOR: Scored a game-high 25 points (10-of-17 FG) with 14 in the first half and 11 in the second.
- TEXAS A&M: Tied for the team high with 19 points ... Added six rebounds and four assists and tied for the team lead at +12.
- @ KENTUCKY: Led the team with 20 points, making 8-of-10 at the line and sinking two of the team's four 3-pointers ... Added four assists.
- MISS STATE: **For the first time this year, led the team in rebounds** with six, tying two others.
- FLORIDA: **Tied his season high with seven rebounds**, adding 15 points
- GEORGIA: Had 22 points (making 3-of-6 from 3PT) with four assists, two steals and zero turnovers.

RICKY COUNCIL IV 2022-23 GAME STATS

| Opponent | Date | GS | Min | FG | FGA | Pct | 3FG | 3A | Pct | FT | FTA | Pct | O | D | Tot | Avg | PF | FO | A | TO | Blk | Stl | Pts | Avg | |
|-------------------|----------|----|-----|-----|-----|------|------|----|-------|------|-----|-------|------|----|-----|-----|-----|----|---|----|-----|-----|-----|------|------|
| NORTH DAKOTA ST. | 11/07/22 | * | 36 | 9 | 14 | .643 | 1 | 2 | .500 | 3 | 6 | .500 | 1 | 2 | 3 | 3.0 | 1 | 0 | 2 | 1 | 1 | 1 | 22 | 22.0 | |
| FORDHAM | 11/11/22 | * | 37 | 5 | 12 | .417 | 1 | 3 | .333 | 4 | 4 | 1.000 | 1 | 3 | 4 | 3.5 | 2 | 0 | 7 | 2 | 0 | 2 | 15 | 18.5 | |
| SOUTH DAKOTA ST. | 11/16/22 | * | 30 | 8 | 12 | .667 | 1 | 4 | .250 | 2 | 3 | .667 | 0 | 2 | 2 | 3.0 | 2 | 0 | 2 | 3 | 1 | 1 | 19 | 18.7 | |
| vs Louisville | 11/21/22 | * | 35 | 6 | 13 | .462 | 3 | 7 | .429 | 0 | 0 | 0.000 | 1 | 2 | 3 | 3.0 | 1 | 0 | 3 | 4 | 0 | 4 | 15 | 17.8 | |
| vs Creighton | 11/22/22 | * | 40 | 9 | 19 | .474 | 2 | 6 | .333 | 4 | 4 | 1.000 | 1 | 2 | 3 | 3.0 | 3 | 0 | 3 | 1 | 0 | 2 | 24 | 19.0 | |
| vs San Diego St. | 11/23/22 | * | 41 | 6 | 19 | .316 | 0 | 3 | .000 | 7 | 11 | .636 | 1 | 2 | 3 | 3.0 | 3 | 0 | 4 | 3 | 0 | 2 | 19 | 19.0 | |
| TROY | 11/28/22 | * | 39 | 12 | 18 | .667 | 1 | 4 | .250 | 2 | 2 | 1.000 | 2 | 1 | 3 | 3.0 | 2 | 0 | 0 | 2 | 0 | 1 | 27 | 20.1 | |
| SAN JOSE ST. | 12/03/22 | * | 26 | 5 | 6 | .833 | 1 | 1 | 1.000 | 6 | 6 | 1.000 | 0 | 3 | 3 | 3.0 | 1 | 0 | 1 | 3 | 0 | 3 | 17 | 19.8 | |
| UNC GREENSBORO | 12/06/22 | * | 37 | 1 | 7 | .143 | 0 | 3 | .000 | 6 | 6 | 1.000 | 0 | 3 | 3 | 3.0 | 3 | 0 | 2 | 3 | 0 | 0 | 8 | 18.4 | |
| vs Oklahoma | 12/10/22 | * | 40 | 10 | 15 | .667 | 1 | 2 | .500 | 5 | 7 | .714 | 0 | 2 | 2 | 2.9 | 1 | 0 | 5 | 1 | 0 | 1 | 26 | 19.2 | |
| vs Bradley | 12/17/22 | * | 36 | 4 | 10 | .400 | 1 | 3 | .333 | 7 | 8 | .875 | 0 | 2 | 2 | 2.8 | 2 | 0 | 2 | 2 | 0 | 2 | 16 | 18.9 | |
| UNC ASHEVILLE | 12/21/22 | * | 25 | 5 | 10 | .500 | 0 | 1 | .000 | 2 | 2 | 1.000 | 1 | 1 | 2 | 2.8 | 2 | 0 | 2 | 1 | 0 | 1 | 12 | 18.3 | |
| at LSU | 12/28/22 | * | 40 | 5 | 19 | .263 | 1 | 5 | .200 | 2 | 5 | .400 | 4 | 2 | 6 | 3.0 | 1 | 0 | 0 | 2 | 0 | 3 | 13 | 17.9 | |
| MISSOURI | 01/04/23 | * | 31 | 6 | 15 | .400 | 2 | 7 | .286 | 11 | 13 | .846 | 2 | 5 | 7 | 3.3 | 1 | 0 | 1 | 5 | 1 | 0 | 25 | 18.4 | |
| at Auburn | 01/07/23 | * | 37 | 5 | 15 | .333 | 2 | 6 | .333 | 2 | 2 | 1.000 | 1 | 1 | 2 | 3.2 | 1 | 0 | 1 | 3 | 1 | 0 | 14 | 18.1 | |
| ALABAMA | 01/11/23 | * | 36 | 4 | 10 | .400 | 0 | 2 | .000 | 7 | 9 | .778 | 0 | 2 | 2 | 3.1 | 1 | 0 | 3 | 5 | 0 | 1 | 15 | 17.9 | |
| at Vanderbilt | 01/14/23 | * | 40 | 8 | 12 | .667 | 3 | 6 | .500 | 5 | 7 | .714 | 3 | 0 | 3 | 3.1 | 4 | 0 | 1 | 1 | 0 | 2 | 24 | 18.3 | |
| at Missouri | 01/18/23 | * | 29 | 4 | 11 | .364 | 1 | 4 | .250 | 4 | 4 | 1.000 | 3 | 0 | 3 | 3.1 | 4 | 0 | 1 | 3 | 0 | 3 | 13 | 18.0 | |
| OLE MISS | 01/21/23 | * | 19 | 1 | 6 | .167 | 0 | 3 | .000 | 0 | 0 | 0.000 | 0 | 1 | 1 | 3.0 | 0 | 0 | 0 | 3 | 0 | 1 | 2 | 17.2 | |
| LSU | 01/24/23 | * | 40 | 4 | 13 | .308 | 0 | 3 | .000 | 2 | 3 | .667 | 0 | 6 | 6 | 3.2 | 0 | 0 | 7 | 1 | 0 | 1 | 10 | 16.8 | |
| at Baylor | 01/28/23 | * | 39 | 10 | 17 | .588 | 2 | 4 | .500 | 3 | 3 | 1.000 | 1 | 0 | 1 | 3.0 | 2 | 0 | 2 | 1 | 0 | 0 | 25 | 17.2 | |
| TEXAS A&M | 01/31/23 | * | 39 | 6 | 16 | .375 | 1 | 7 | .143 | 6 | 8 | .750 | 1 | 5 | 6 | 3.2 | 3 | 0 | 4 | 4 | 1 | 1 | 19 | 17.3 | |
| at South Carolina | 02/04/23 | * | 40 | 4 | 10 | .400 | 0 | 3 | .000 | 2 | 2 | 1.000 | 0 | 3 | 3 | 3.2 | 2 | 0 | 3 | 2 | 0 | 0 | 10 | 17.0 | |
| at Kentucky | 02/07/23 | * | 35 | 5 | 9 | .556 | 2 | 3 | .667 | 8 | 10 | .800 | 0 | 3 | 3 | 3.2 | 2 | 0 | 4 | 1 | 0 | 0 | 20 | 17.1 | |
| MISSISSIPPI ST. | 02/11/23 | * | 37 | 1 | 6 | .167 | 0 | 2 | .000 | 11 | 13 | .846 | 2 | 4 | 6 | 3.3 | 2 | 0 | 3 | 1 | 1 | 0 | 13 | 16.9 | |
| at Texas A&M | 02/15/23 | * | 36 | 3 | 12 | .250 | 0 | 3 | .000 | 0 | 1 | 0.000 | 0 | 5 | 5 | 3.3 | 1 | 0 | 4 | 2 | 0 | 0 | 6 | 16.5 | |
| FLORIDA | 02/18/23 | * | 32 | 6 | 10 | .600 | 0 | 1 | .000 | 3 | 4 | .750 | 0 | 7 | 7 | 3.5 | 1 | 0 | 1 | 2 | 0 | 0 | 15 | 16.4 | |
| GEORGIA | 02/21/23 | * | 28 | 9 | 16 | .563 | 3 | 6 | .500 | 1 | 2 | .500 | 1 | 2 | 3 | 3.5 | 1 | 0 | 4 | 0 | 1 | 2 | 22 | 16.6 | |
| Totals | | | 25 | 980 | 161 | 352 | .457 | 29 | 104 | .279 | 115 | 145 | .793 | 26 | 71 | 97 | 3.5 | 49 | 0 | 72 | 62 | 7 | 34 | 466 | 16.6 |



- Led his team in Pts (ARK): 23 (10)
- Led his team in Rebs (ARK): 8 (1)
- Led his team in Assists (ARK): 6 (4)
- Double-figure Pts (ARK): 46 (24)
- Double-figure Rebs (ARK): 2 (0)
- Double-Doubles (ARK): 2 (0)
- 20-pt gms (ARK): 13 (9)
- 30-pt or more gms (ARK): 1 (0)
- Gms with a 3PT Made (ARK): 45 (18)
- Gms with 3+ 3PT Made (ARK): 6 (3)
- Gms with 3+ Assists (ARK): 20 (12)
- Gms with 3+ Blks (ARK): 0 (0)
- Gms with 3+ Steals (ARK): 9 (4)
- Gms with 5+ Rebs (ARK): 30 (6)

COUNCIL'S PERSONAL BESTS

POINTS

Season: 27 vs Troy (11/28/22)
 Career: 31 vs UCF (01/26/22)
 SEC: 25 vs Missouri (01/04/23)

FG MADE

Season: 12 vs Troy (11/28/22)
 Career: 12 vs Troy (11/28/22)
 SEC: 8 at Vanderbilt (01/14/23)

FG ATTEMPTED

Season: 19 (2x) LAST at LSU (12/28/22)
 Career: 19 vs Creighton (11/22/22)
 SEC: 19 at LSU (12/28/22)

3-POINT FG MADE

Season: 3 (2x) LAST at Vanderbilt (01/14/23)
 Career: 3 (5x) LAST at Vanderbilt (01/14/23)
 SEC: 3 at Vanderbilt (01/14/23)

3-PT FG ATTEMPTS

Season: 7 (3x) LAST vs Texas A&M (01/31/23)
 Career: 7 (5x) LAST vs Texas A&M (01/31/23)
 SEC: 7 (2x) vs Texas A&M (01/31/23)

FT MADE

Season: 11 vs Missouri (01/04/23)
 Career: 16 vs UCF (01/26/22)
 SEC: 11 vs Missouri (01/04/23)

FT ATTEMPTED

Season: 13 vs Missouri (01/04/23)
 Career: 20 vs UCF (01/26/22)
 SEC: 13 vs Missouri (01/04/23)

REBOUNDS

Season: 7 (2x) LAST vs Florida (02/18/23)
 Career: 15 vs Tulane (01/12/22)
 SEC: 7 (2x) LAST vs Florida (02/18/23)

ASSISTS

Season: 7 vs LSU (01/24/23)
 Career: 7 (2x) LAST vs LSU (01/24/23)
 SEC: 7 vs LSU (01/24/23)

STEALS

Season: 4 vs Louisville (11/21/22)
 Career: 4 (2x) LAST vs Louisville (11/21/22)
 SEC: 3 (2x) LAST at Missouri (01/18/23)

BLOCKED SHOTS

Season: 1 (4x) LAST at Auburn (01/07/23)
 Career: 2 (2x) LAST at Tulane (01/29/22)
 SEC: 1 (2x) LAST at Auburn (01/07/23)

MINUTES

Season: 41:03 vs San Diego State (11/23/22)
 Career: 48:16 Houston (02/20/22)
 SEC: 40 (3x) at South Carolina (02/04/23)

RICKY COUNCIL IV CAREER STATISTICS

| Year | GP | GS | Min | Avg | FG | FGA | Pct | 3FG | 3FGA | Pct | FT | FTA | Pct | Off | Def | Tot | Avg | PF | FO | Ast | TO | Blk | Stl | Pts | Avg |
|---------------|----|----|------|------|-----|-----|------|-----|------|------|-----|-----|------|-----|-----|-----|-----|-----|----|-----|-----|-----|-----|-----|------|
| 2020-21 (WSU) | 21 | 1 | 327 | 15.6 | 51 | 121 | .422 | 12 | 27 | .444 | 35 | 55 | .636 | 16 | 56 | 72 | 3.4 | 18 | 0 | 20 | 23 | 3 | 6 | 149 | 7.1 |
| 2021-22 (WSU) | 28 | 8 | 744 | 26.6 | 110 | 252 | .437 | 26 | 85 | .306 | 90 | 106 | .849 | 36 | 115 | 151 | 5.4 | 38 | 2 | 45 | 60 | 14 | 32 | 336 | 12.0 |
| 2022-23 (ARK) | 28 | 25 | 980 | 35.0 | 161 | 352 | .457 | 29 | 104 | .279 | 115 | 145 | .793 | 26 | 71 | 97 | 3.5 | 49 | 0 | 72 | 62 | 7 | 34 | 466 | 16.6 |
| CAREER | 77 | 34 | 2051 | 26.6 | 322 | 725 | .444 | 67 | 216 | .310 | 240 | 306 | .784 | 78 | 242 | 320 | 4.2 | 105 | 2 | 137 | 145 | 24 | 72 | 951 | 12.4 |

2

TREVON BRAZILE

F | So. (3) | 6-10 | 212 | Springfield, Mo. | Kickapoo HS / Missouri

@trevonbrazile2

@thetrevonbrazile

Including 2022-23, has **THREE** years of collegiate eligibility

Major: Communications

Born on Jan. 7, 2002 in Springfield, Mo.

The son of Phillip Brazile and Melissa Baldwin



DOUBLE-DOUBLES (2)


| SOPHOMORE (at ARK) | (2) |
|-------------------------------|---------------|
| 11/07/22 • NORTH DAKOTA STATE | 21 pts 12 reb |
| 11/16/22 • SOUTH DAKOTA STATE | 13 pts 10 reb |

Trevon Brazile (*pronounced Trev-In "Brazil"*) played his freshman season (2021-22) at Missouri and has three remaining years of eligibility ... Ranked third in the SEC (47th in the NCAA) in blocked shots (1.92 avg).

- Suffered a season-ending knee (ACL) injury in the first half of the UNC Greensboro game.

2022-23 HIGHLIGHTS:

- NORTH DAKOTA STATE: In the season opener, recorded his **first career double-double** with a then career-high 21 points and a **career-high 12 rebounds** ... Was 7-of-14 FG and made a **career-high 3-of-6 3PT** ... Was also 4-of-5 FT.
- SOUTH DAKOTA STATE: Posted his **second career double-double** with 13 points (5-9 FG • 1-1 3PT • 2-2 FT) and 10 rebounds.
- CREIGHTON: Scored 17 making a career-high seven FG with a season-high three blocked shots.
- SAN DIEGO STATE: **For the first time in his career, led his team in scoring, pumping in 20** with nine rebounds ... For the third time this season, **tied his career high** with three 3's made ... Also played a **career-high 40:05 minutes** ... **Scored 18 of his 20 after halftime**, including 16 in the second half (4-of-7 FG • 3-of-4 3PT • 5-of-6 FT) ... **Tied his career high with two steals, one coming with Arkansas down two with seven seconds left** to set-up the game-tying basket.
- SAN JOSE STATE: For the second time in his career, led his team in scoring with a **career-high 23 points** ... Was 8-of-9 from the field (1-2 3PT) and 6-of-8 FT with five rebounds, two assists and two blocked shots ... Also had career highs in FG made (8) and FT made (6).



- Led his team in Pts (ARK): 2 (2)
- Led his team/ARK in Rebs: 12 (5)
- Led his team/ARK in Blk Shots: 25 (5)
- Double-figure Pts (ARK): 9 (4)
- Double-figure Rebs (ARK): 3 (2)
- 20-pt gms – 30-pt gms: (ARK)..... 3 (2) - 0
- Gms with a 3PT Made (ARK): 15 (5)
- Gms with 3+ 3PT Made (ARK): 3 (3)
- Gms with 3+ Blks (ARK): 6 (1)
- Gms with 5+ Rebs (ARK): 20 (6)

BRAZILE'S PERSONAL BESTS

POINTS

| | |
|------------|------------------------------|
| Season: 23 | vs San Jose State (12/03/22) |
| Career: 23 | vs San Jose State (12/03/22) |
| SEC: 11 | at LSU (02/26/22) |

FG MADE

| | |
|-----------|------------------------------|
| Season: 8 | vs San Jose State (12/03/22) |
| Career: 8 | vs San Jose State (12/03/22) |
| SEC: 5 | at LSU (02/26/22) |

FG ATTEMPTED

| | |
|-----------------|------------------------------------|
| Season: 14 (3x) | LAST vs San Diego State (11/23/22) |
| Career: 14 (2x) | LAST vs San Diego State (11/23/22) |
| SEC: 9 | at LSU (02/26/22) |

3-POINT FG MADE

| | |
|----------------|------------------------------------|
| Season: 3 (3x) | LAST vs San Diego State (11/23/22) |
| Career: 3 (3x) | LAST vs San Diego State (11/23/22) |
| SEC: 1 (7x) | vs Georgia (03/05/22) |

3-PT FG ATTEMPTS

| | |
|-----------|-------------------------------|
| Season: 8 | vs San Diego State (11/23/22) |
| Career: 8 | vs San Diego State (11/23/22) |
| SEC: 2 | at Georgia (02/02/22) |

FT MADE

| | |
|-----------|------------------------------|
| Season: 6 | vs San Jose State (12/03/22) |
| Career: 6 | vs San Jose State (12/03/22) |
| SEC: 3 | vs Tennessee (02/22/22) |

FT ATTEMPTED

| | |
|----------------|-----------------------------------|
| Season: 8 (2x) | LAST vs San Jose State (12/03/22) |
| SEC: 8 (2x) | LAST vs San Jose State (12/03/22) |
| Career: 7 | vs Ole Miss (03/09/22) |

REBOUNDS

| | |
|------------|----------------------------------|
| Season: 12 | vs North Dakota State (11/07/22) |
| Career: 12 | vs North Dakota State (11/07/22) |
| SEC: 10 | vs Georgia (03/05/22) |

ASSISTS

| | |
|-----------|------------------------------|
| Season: 2 | vs San Jose State (12/03/22) |
| Career: 3 | vs Alabama (01/08/22) |
| SEC: 3 | vs Alabama (01/08/22) |

STEALS

| | |
|----------------|-------------------------|
| Season: 2 (2x) | LAST vs Troy (11/28/22) |
| Career: 2 (5x) | LAST vs Troy (11/28/22) |
| SEC: 2 | vs Texas A&M (01/15/22) |

BLOCKED SHOTS

| | |
|-------------|-------------------------|
| Season: 3 | vs Creighton (11/22/22) |
| Career: 6 | vs Illinois (12/22/21) |
| SEC: 4 (2x) | vs Georgia (03/05/22) |

MINUTES

| | |
|---------------|-------------------------------|
| Season: 40:05 | vs San Diego State (11/23/22) |
| Career: 40:05 | vs San Diego State (11/23/22) |
| SEC: 28:23 | at LSU (02/26/22) |

TREVON BRAZILE 2022-23 GAME STATS

| Opponent | Date | GS | Min | FG | FGA | Pct | 3FG | 3A | Pct | FT | FTA | Pct | O | D | Tot | Avg | PF | F0 | A | TO | Blk | Stl | Pts | Avg |
|-------------------|----------|---------|-----|----|------|------|-----|-------|------|----|-------|------|----|----|------|-----|----|----|---|----|-----|-----|------|------|
| NORTH DAKOTA ST. | 11/07/22 | 32 | 7 | 14 | .500 | 3 | 6 | .500 | 4 | 5 | .800 | 1 | 11 | 12 | 12.0 | 2 | 0 | 1 | 2 | 1 | 0 | 21 | 21.0 | |
| FORDHAM | 11/11/22 | 32 | 3 | 7 | .429 | 0 | 2 | .000 | 2 | 3 | .667 | 4 | 4 | 8 | 10.0 | 3 | 0 | 1 | 2 | 1 | 1 | 8 | 14.5 | |
| SOUTH DAKOTA ST. | 11/16/22 | 29 | 5 | 9 | .556 | 1 | 1 | 1.000 | 2 | 2 | 1.000 | 2 | 8 | 10 | 10.0 | 3 | 0 | 2 | 4 | 2 | 1 | 13 | 14.0 | |
| vs Louisville | 11/21/22 | 14 | 0 | 2 | .000 | 0 | 2 | .000 | 1 | 2 | .500 | 0 | 2 | 2 | 8.0 | 3 | 0 | 0 | 2 | 0 | 1 | 1 | 10.8 | |
| vs Creighton | 11/22/22 | 32 | 7 | 14 | .500 | 3 | 5 | .600 | 0 | 1 | .000 | 1 | 5 | 6 | 7.6 | 5 | 1 | 2 | 1 | 3 | 1 | 17 | 12.0 | |
| vs San Diego St. | 11/23/22 | 40 | 6 | 14 | .429 | 3 | 8 | .375 | 5 | 8 | .625 | 0 | 9 | 9 | 7.8 | 3 | 0 | 0 | 1 | 0 | 2 | 20 | 13.3 | |
| TROY | 11/28/22 | 25 | 1 | 5 | .200 | 0 | 2 | .000 | 1 | 2 | .500 | 0 | 0 | 0 | 6.7 | 2 | 0 | 1 | 5 | 0 | 2 | 3 | 11.9 | |
| SAN JOSE ST. | 12/03/22 | 30 | 8 | 9 | .889 | 1 | 2 | .500 | 6 | 8 | .750 | 0 | 5 | 5 | 6.5 | 2 | 0 | 2 | 2 | 2 | 1 | 23 | 13.3 | |
| UNC GREENSBORO | 12/06/22 | 9 | 0 | 3 | .000 | 0 | 1 | .000 | 0 | 0 | .000 | 1 | 1 | 2 | 6.0 | 0 | 0 | 0 | 1 | 2 | 0 | 0 | 11.8 | |
| vs Oklahoma | 12/10/22 | DNP-Inj | | | | | | | | | | | | | | | | | | | | | | |
| vs Bradley | 12/17/22 | DNP-Inj | | | | | | | | | | | | | | | | | | | | | | |
| UNC ASHEVILLE | 12/21/22 | DNP-Inj | | | | | | | | | | | | | | | | | | | | | | |
| at LSU | 12/28/22 | DNP-Inj | | | | | | | | | | | | | | | | | | | | | | |
| MISSOURI | 01/04/23 | DNP-Inj | | | | | | | | | | | | | | | | | | | | | | |
| at Auburn | 01/07/23 | DNP-Inj | | | | | | | | | | | | | | | | | | | | | | |
| ALABAMA | 01/11/23 | DNP-Inj | | | | | | | | | | | | | | | | | | | | | | |
| at Vanderbilt | 01/14/23 | DNP-Inj | | | | | | | | | | | | | | | | | | | | | | |
| at Missouri | 01/18/23 | DNP-Inj | | | | | | | | | | | | | | | | | | | | | | |
| OLE MISS | 01/21/23 | DNP-Inj | | | | | | | | | | | | | | | | | | | | | | |
| LSU | 01/24/23 | DNP-Inj | | | | | | | | | | | | | | | | | | | | | | |
| at Baylor | 01/28/23 | DNP-Inj | | | | | | | | | | | | | | | | | | | | | | |
| TEXAS A&M | 01/31/23 | DNP-Inj | | | | | | | | | | | | | | | | | | | | | | |
| at South Carolina | 02/04/23 | DNP-Inj | | | | | | | | | | | | | | | | | | | | | | |
| at Kentucky | 02/07/23 | DNP-Inj | | | | | | | | | | | | | | | | | | | | | | |
| MISSISSIPPI ST. | 02/11/23 | DNP-Inj | | | | | | | | | | | | | | | | | | | | | | |
| at Texas A&M | 02/15/23 | DNP-Inj | | | | | | | | | | | | | | | | | | | | | | |
| FLORIDA | 02/18/23 | DNP-Inj | | | | | | | | | | | | | | | | | | | | | | |
| GEORGIA | 02/21/23 | DNP-Inj | | | | | | | | | | | | | | | | | | | | | | |
| Totals | | 0 | 243 | 37 | 77 | .481 | 11 | 29 | .379 | 21 | 31 | .677 | 9 | 45 | 54 | 6.0 | 23 | 1 | 9 | 20 | 11 | 9 | 106 | 11.8 |

TREVON BRAZILE CAREER STATISTICS

| Year | GP | GS | Min | Avg | FG | FGA | Pct | 3FG | 3FGA | Pct | FT | FTA | Pct | Off | Def | Tot | Avg | PF | FO | Asst | TO | Blk | Stl | Pts | Avg |
|--------------------|-----------|-----------|------------|-------------|-----------|------------|-------------|-----------|-----------|-------------|-----------|-----------|-------------|-----------|------------|------------|------------|-----------|----------|-----------|-----------|-----------|-----------|------------|------------|
| 2021-22 (MISSOURI) | 24 | 22 | 507 | 21.1 | 57 | 105 | .543 | 10 | 31 | .323 | 27 | 46 | .587 | 28 | 92 | 120 | 5.0 | 30 | 0 | 18 | 27 | 46 | 10 | 151 | 6.3 |
| 2022-23 (ARK) | 9 | 0 | 243 | 27.0 | 37 | 77 | .481 | 11 | 29 | .379 | 21 | 31 | .677 | 9 | 45 | 54 | 6.0 | 23 | 1 | 9 | 20 | 11 | 9 | 106 | 11.8 |
| CAREER | 33 | 22 | 750 | 22.7 | 94 | 182 | .516 | 21 | 60 | .350 | 48 | 77 | .623 | 37 | 137 | 174 | 5.3 | 53 | 1 | 27 | 47 | 57 | 10 | 257 | 7.8 |

3

NICK SMITH JR.

G | Fr. | 6-5 | 185 | Jacksonville, Ark. | North Little Rock HS

@ntsmith1402

@lif3nick

Including 2022-23, has **FOUR** years of collegiate eligibility
Major: Recreation a& Sport Management
Born on April 18, 2004 in Jacksonville, Ark.
The son of Nicholas Sr. and Candace Smith



SMITH'S PRESEASON HONORS

- John R. Wooden Award Preseason Watch List
- NABC Division I Player of the Year Watch List
- Jersey Mike's Naismith Trophy Men's Player of the Year Preseason Watch List
- Jerry West Award Watch List
- All-American: 2nd team (CBSsports.com) - 3rd team (Sporting News) - 4th team (Blue Ribbon Magazine)
- National Newcomer of the Year (Blue Ribbon Magazine)
- National Freshman of the Year (CBSsports.com)
- Jay Bilas Preseason Freshman All-America Team (ESPN.com)
- #1 on ESPN.com national Impact Newcomer list
- #2 on national Impact Freshmen lists by Andy Katz/NCAA.com and CBSsports.com
- SEC Freshman of the Year: CBSsports.com and Blue Ribbon Magazine
- First Team All-SEC: SEC media - SEC coaches - Blue Ribbon Magazine

Consensus Top 10 pick on the 2023
NBA mock draft websites, including some predicting him as the #1 college player selected.



NATIONAL RECRUITING RANKINGS

- #2 on the SI99 All-American list
- 247Sports ★★★★★ #1 nation #1 CG
- Rivals ★★★★★ #2 nation #1 PG
- ESPN ★★★★★ #3 nation #1 SG
- 247Composite ★★★★★ #3 nation #2 CG

2022 USA TODAY National High School Boy's Basketball Player of the Year

- The overall top rated high school prospect by 247Sports and consensus top-3 player in the country
- Top rated combo guard in the nation (247Sports) - Top rated point guard in the nation (Rivals) - Top rated shooting guard in the nation (ESPN)
- Played in the McDonald's All-American and was co-MVP at the Jordan Brand Classic 27 points (5-of-7 3PT)
- 1 of the top 3-highest rated players to ever sign with Arkansas trailing Corliss Williamson (ranked #1 or #2 by all the recruiting services) and Al Jefferson (ranked #3 by 247Sports and #4 by Rivals in 2004).

- Named the CBS Sports/USBWA National Freshman of the Week (Dec. 13) and Dick Vitale's "Diaper Dandy" Star of the Week (Dec. 12)
- Named SEC co-Freshman of the Week (Dec. 12)

2022-23 HIGHLIGHTS:

- TROY: After missing the first six games due to injury, saw his first official collegiate action (playing on the condition of minutes restriction) ... Checked in at 14:08 and played six full minutes but did not re-enter the game.
- SAN JOSE STATE: In his first meaningful action (and start), scored 16 points (3-of-5 3PT) with five assists and zero turnovers.
- Named SEC co-FRESHMAN OF THE WEEK • CBS/USBWA NATIONAL FRESHMAN OF THE WEEK • DICK VITALE "DIAPER DANDY" STAR OF THE WEEK ... Scored 22 of Arkansas' 65 points (34%) versus UNC Greensboro, including 16 in the second half in the come-from-behind win ... Was 9-of-11 at the line and led the team with three assists ... Had a steal and old-fashion 3-point play late in the game to propel the Hogs to the win ... Versus Oklahoma, scored 21 points, including 11 in the second half as Arkansas outscored the Sooners 45-38 ... All 11 of his second-half points came in a 26-15 run as the Hogs went from up five to up 14.
- MISS STATE: After missing 13 games, returned to the lineup and played 17:15 with five points and was +3 in the 6-point loss.
- FLORIDA: Had his first double-digit scoring effort in SEC action ... Finished with 10 points, but scored 8 of the Razorbacks' first 30 ... Added a career-high two steals and was +23 (second-best on the team).
- GEORGIA: Pumped in a career-high 26 (9-of-14 FG / 5-of-8 3PT) ... Had a personal 8-0 run - including back-to-back 3's - to push Arkansas' lead from 77-51 to 85-51 with 4:32 left.

NICK SMITH JR. 2022-23 GAME STATS

| Opponent | Date | GS | Min | FG | FGA | Pct | 3FG | 3A | Pct | FT | FTA | Pct | O | D | Tot | Avg | PF | FO | A | TO | Blk | Stl | Pts | Avg | |
|-------------------|----------|---------|-----|-----|-----|------|------|----|------|------|-----|-------|------|---|-----|-----|-----|----|---|----|-----|-----|-----|------|------|
| NORTH DAKOTA ST. | 11/07/22 | DNP-Inj | | | | | | | | | | | | | | | | | | | | | | | |
| FORDHAM | 11/11/22 | DNP-Inj | | | | | | | | | | | | | | | | | | | | | | | |
| SOUTH DAKOTA ST. | 11/16/22 | DNP-Inj | | | | | | | | | | | | | | | | | | | | | | | |
| vs Louisville | 11/21/22 | DNP-Inj | | | | | | | | | | | | | | | | | | | | | | | |
| vs Creighton | 11/22/22 | DNP-Inj | | | | | | | | | | | | | | | | | | | | | | | |
| vs San Diego St. | 11/23/22 | DNP-Inj | | | | | | | | | | | | | | | | | | | | | | | |
| TROY | 11/28/22 | | 6 | 0 | 2 | .000 | 0 | 1 | .000 | 0 | 0 | .000 | 1 | 0 | 1 | 1.0 | 0 | 0 | 0 | 0 | 0 | 0 | 0 | 0.0 | |
| SAN JOSE ST. | 12/03/22 | * | 24 | 6 | 14 | .429 | 3 | 5 | .600 | 1 | 2 | .500 | 0 | 1 | 1 | 1.0 | 1 | 0 | 5 | 0 | 0 | 0 | 16 | 8.0 | |
| UNC GREENSBORO | 12/06/22 | * | 39 | 6 | 14 | .429 | 1 | 5 | .200 | 9 | 11 | .818 | 0 | 4 | 4 | 2.0 | 1 | 0 | 3 | 2 | 1 | 1 | 22 | 12.7 | |
| vs Oklahoma | 12/10/22 | * | 30 | 8 | 16 | .500 | 1 | 5 | .200 | 4 | 4 | 1.000 | 0 | 2 | 2 | 2.0 | 3 | 0 | 1 | 2 | 0 | 1 | 21 | 14.8 | |
| vs Bradley | 12/17/22 | * | 21 | 1 | 8 | .125 | 1 | 4 | .250 | 2 | 2 | 1.000 | 1 | 0 | 1 | 1.8 | 1 | 0 | 0 | 2 | 0 | 1 | 5 | 12.8 | |
| UNC ASHEVILLE | 12/21/22 | DNP-Inj | | | | | | | | | | | | | | | | | | | | | | | |
| at LSU | 12/28/22 | DNP-Inj | | | | | | | | | | | | | | | | | | | | | | | |
| MISSOURI | 01/04/23 | DNP-Inj | | | | | | | | | | | | | | | | | | | | | | | |
| at Auburn | 01/07/23 | DNP-Inj | | | | | | | | | | | | | | | | | | | | | | | |
| ALABAMA | 01/11/23 | DNP-Inj | | | | | | | | | | | | | | | | | | | | | | | |
| at Vanderbilt | 01/14/23 | DNP-Inj | | | | | | | | | | | | | | | | | | | | | | | |
| at Missouri | 01/18/23 | DNP-Inj | | | | | | | | | | | | | | | | | | | | | | | |
| OLE MISS | 01/21/23 | DNP-Inj | | | | | | | | | | | | | | | | | | | | | | | |
| LSU | 01/24/23 | DNP-Inj | | | | | | | | | | | | | | | | | | | | | | | |
| at Baylor | 01/28/23 | DNP-Inj | | | | | | | | | | | | | | | | | | | | | | | |
| TEXAS A&M | 01/31/23 | DNP-Inj | | | | | | | | | | | | | | | | | | | | | | | |
| at South Carolina | 02/04/23 | DNP-Inj | | | | | | | | | | | | | | | | | | | | | | | |
| at Kentucky | 02/07/23 | DNP-Inj | | | | | | | | | | | | | | | | | | | | | | | |
| MISSISSIPPI ST. | 02/11/23 | | 17 | 2 | 7 | .286 | 1 | 4 | .250 | 0 | 1 | .000 | 0 | 1 | 1 | 1.7 | 0 | 0 | 1 | 0 | 0 | 0 | 5 | 11.5 | |
| at Texas A&M | 02/15/23 | | 4 | 0 | 1 | .000 | 0 | 0 | .000 | 0 | 0 | .000 | 0 | 0 | 0 | 1.4 | 0 | 0 | 0 | 2 | 0 | 0 | 0 | 9.9 | |
| FLORIDA | 02/18/23 | * | 32 | 4 | 12 | .333 | 0 | 4 | .000 | 2 | 2 | 1.000 | 0 | 1 | 1 | 1.4 | 1 | 0 | 1 | 2 | 0 | 2 | 10 | 9.9 | |
| GEORGIA | 02/21/23 | * | 28 | 9 | 14 | .643 | 5 | 8 | .625 | 3 | 4 | .750 | 0 | 1 | 1 | 1.3 | 3 | 0 | 2 | 1 | 0 | 0 | 26 | 11.7 | |
| Totals | | | 6 | 201 | 36 | 88 | .409 | 12 | 36 | .333 | 21 | 26 | .808 | 2 | 10 | 12 | 1.3 | 10 | 0 | 13 | 11 | 1 | 5 | 105 | 11.7 |

SMITH'S PERSONAL BESTS

| | |
|-------------------------|------------------------------|
| POINTS | |
| Season: 26 | vs Georgia (02/21/23) |
| SEC: 26 | vs Georgia (02/21/23) |
| FG MADE | |
| Season: 9 | vs Georgia (02/21/23) |
| SEC: 9 | vs Georgia (02/21/23) |
| FG ATTEMPTED | |
| Season: 16 | vs Oklahoma (12/10/22) |
| SEC: 14 | vs Georgia (02/21/23) |
| 3-POINT FG MADE | |
| Season: 5 | vs Georgia (02/21/23) |
| SEC: 5 | vs Georgia (02/21/23) |
| 3-PT FG ATTEMPTS | |
| Season: 8 | vs Georgia (02/21/23) |
| SEC: 8 | vs Georgia (02/21/23) |
| FT MADE | |
| Season: 9 | vs UNC Greensboro (12/06/22) |
| SEC: 3 | vs Georgia (02/21/23) |
| FT ATTEMPTED | |
| Season: 11 | vs UNC Greensboro (12/06/22) |
| SEC: 4 | vs Georgia (02/21/23) |
| REBOUNDS | |
| Season: 4 | vs UNC Greensboro (12/06/22) |
| SEC: 1 (3x) | LAST vs Georgia (02/21/23) |
| ASSISTS | |
| Season: 5 | vs San Jose State (12/03/22) |
| SEC: 2 | vs Georgia (02/21/23) |
| STEALS | |
| Season: 2 | vs Florida (02/18/23) |
| SEC: 2 | vs Florida (02/18/23) |
| BLOCKED SHOTS | |
| Season: 1 | vs UNC Greensboro (12/06/22) |
| SEC: -- | |
| MINUTES | |
| Season: 38:53 | vs UNC Greensboro (12/06/22) |
| SEC: 31:40 | vs Georgia (02/21/23) |

NICK SMITH JR. CAREER STATISTICS

| Year | GP | GS | Min | Avg | FG | FGA | Pct | 3FG | 3FGA | Pct | FT | FTA | Pct | Off | Def | Tot | Avg | PF | FO | Ass | TO | Blk | Stl | Pts | Avg |
|---------|----|----|-----|------|----|-----|------|-----|------|------|----|-----|------|-----|-----|-----|-----|----|----|-----|----|-----|-----|-----|------|
| 2022-23 | 9 | 6 | 201 | 22.3 | 36 | 88 | .409 | 12 | 36 | .333 | 21 | 26 | .808 | 2 | 10 | 12 | 1.3 | 10 | 0 | 13 | 11 | 1 | 5 | 105 | 11.7 |

4

DAVONTE "DEVO" DAVIS

G | Jr. | 6-4 | 185 | Jacksonville, Ark. | Jacksonville HS

@MrDevoBuckets

@devofor3

Including 2022-23, has **THREE** years of collegiate eligibility
Major: Recreation & Sport Management
Born on Sept. 24, 2001, in Jacksonville, Ark.
The son Terrie Davis and grandson of Yvette Davis



DOUBLE-DOUBLES (2)

| JUNIOR | (2) |
|---------------------------|---------------|
| 12/06/22 • UNC GREENSBORO | 10 pts 10 reb |
| 01/11/23 • ALABAMA | 16 pts 10 reb |

- **SEC Academic Honor Roll 3x:** First-Year (2020-21), Winter (2021-22) and Winter (2022-23).
- **Department's Honor Roll 4x** (3.0-3.49 GPA): Fall '20, Spring '21, Fall of '21 and Fall '22.
- **THE ONLY CURRENT RAZORBACK PLAY IN EACH OF ARKANSAS' BACK-TO-BACK ELITE 8 RUNS.**

THE FOLLOWING COMPARES DEVO'S GAMES 1-12 STATS vs GAMES 13-28 STATS

| | FG | 3PT | FT | Reb | A | Stl | PTS |
|----------------------|--------------|-------------|-------------|----------|----------|----------|------------|
| GAMES 1-12 (11 gms) | 29-86 (34%) | 5-27 (19%) | 19-25 (76%) | 38 (3.5) | 27 (2.5) | 16 (1.5) | 82 (7.5) |
| GAMES 13-28 (16 gms) | 78-177 (44%) | 28-75 (37%) | 17-26 (65%) | 65 (4.1) | 52 (3.3) | 22 (1.4) | 201 (12.6) |

2022-23 HIGHLIGHTS:

- NORTH DAKOTA ST: Scored 18 and was +20
- LOUISVILLE: Played a key role in holding El Ellis to 11 points on 4-of-16 shooting.
- UNC: Recorded his **first career double-double** with 10 points and a **career-high 10 rebounds** (9 defensive) ... Added three steals.
- BRADLEY: **Tied his career high with five steals**, led the team with seven rebounds and dished out three assists.
- @ LSU: Led the Razorbacks with 16 points ... **Played a career-high 39:52**, including all 20 minutes in the second half ... Added six rebounds, two assists and two steals.
- MISSOURI: Although he had five turnovers, he tied for the team lead with five assists, adding 10 points, five rebounds and a team-best three steals ... Was +11 while tasked with holding leading scorer D'Moi Hodge to six points (2-of-4 FG, 2-of-4 FT).
- ALABAMA: Posted his **second career double-double with 16 points and career-high tying 10 rebounds** ... Drained a pair of 3 pointers ... In addition to leading the team in points and rebounds, led the team in assists (3) and steals (2) and did not commit a turnover in 38:29 played ... Guarded SEC leading scorer Brandon Miller and held him without a FG attempt in the first half and just 4 for the game.
- @ VANDY: Was 5-of-5 at the free throw line and led the team with four assists (and just two turnovers in 38:45).
- @ MISSOURI: Led the team with 18 points and tied for the team lead with nine rebounds ... **Sank a season-high and SEC career-best three 3's**, only his second career game to make at least three 3's (Made a career-high 4 triples versus Oklahoma last season).
- OLE MISS: For the second-straight game, sank three 3's (3-of-5) and scored 16 points with five rebounds ... Also held Ole Miss leading scorer Matthew Murrell to just three points in 24:04 (his only basket was a fastbreak dunk ... only played 5:47 on second half due to injury).
- LSU: Led Arkansas with 16 points, adding seven rebounds, and held LSU's Adam Miller to 3-of-12 shooting (1-of-6 3PT) **all while playing all 40 minutes for the first time in his career.**
- @ BAYLOR: Scored 16 points, making a pair to 3-pointers, while playing a key role in Adam Flagler shooting just 1-of-11 and scoring five points.
- TEXAS A&M: Tied for the team high with a **season-high 19 points** ... **Tied his career high with 4 3's made** (4-of-8).
- @ SOUTH CAROLINA: Scored 15 points ... For the second-straight game, **tied his career high with 4 3's made** (4-of-10).
- @ KENTUCKY: Kept his hot shooting alive, scoring 15 pts, but had a **season-high and tied his SEC career-high with seven assists**.
- MISS STATE: For the first time this year, led the team in rebounds with six, tying two others.
- @ TEXAS A&M: Led the team with 14 points, **tying his career highs for 3's made and attempted (4-of-10)** ... Tied for the team lead with two steals.

DAVONTE DAVIS 2022-23 GAME STATS

| Opponent | Date | GS | Min | FG | FGA | Pct | 3FG | 3A | Pct | FT | FTA | Pct | O | D | Tot | Avg | PF | FO | A | T | Blk | Stl | Pts | Avg | |
|-------------------|----------|-----|-----|-----|-----|-------|------|----|-------|------|-----|-------|------|----|-----|-----|-----|----|---|----|-----|-----|-----|------|------|
| NORTH DAKOTA ST. | 11/07/22 | * | 39 | 6 | 14 | .429 | 0 | 2 | .000 | 6 | 8 | .750 | 0 | 6 | 6 | 6.0 | 1 | 0 | 0 | 5 | 1 | 2 | 18 | 18.0 | |
| FORDHAM | 11/11/22 | * | 29 | 3 | 12 | .250 | 0 | 3 | .000 | 1 | 2 | .500 | 0 | 3 | 3 | 4.5 | 1 | 0 | 5 | 1 | 0 | 3 | 7 | 12.5 | |
| SOUTH DAKOTA ST. | 11/16/22 | * | 33 | 5 | 10 | .500 | 2 | 5 | .400 | 1 | 2 | .500 | 0 | 2 | 2 | 3.7 | 1 | 0 | 3 | 1 | 0 | 1 | 13 | 12.7 | |
| vs Louisville | 11/21/22 | * | 31 | 1 | 4 | .250 | 0 | 3 | .000 | 0 | 0 | .000 | 0 | 0 | 0 | 2.8 | 4 | 0 | 5 | 1 | 0 | 0 | 2 | 10.0 | |
| vs Creighton | 11/22/22 | * | 39 | 3 | 9 | .333 | 1 | 4 | .250 | 2 | 2 | 1.000 | 0 | 3 | 3 | 2.8 | 4 | 0 | 2 | 0 | 0 | 1 | 9 | 9.8 | |
| vs San Diego St. | 11/23/22 | * | 17 | 1 | 4 | .250 | 0 | 2 | .000 | 0 | 0 | .000 | 1 | 1 | 2 | 2.7 | 0 | 0 | 1 | 1 | 0 | 0 | 2 | 8.5 | |
| TROY | 11/28/22 | DNP | | | | | | | | | | | | | | | | | | | | | | | |
| SAN JOSE ST. | 12/03/22 | | 23 | 0 | 2 | .000 | 0 | 1 | .000 | 0 | 0 | .000 | 0 | 1 | 1 | 2.4 | 2 | 0 | 3 | 0 | 1 | 0 | 0 | 7.3 | |
| UNC GREENSBORO | 12/06/22 | | 29 | 3 | 13 | .231 | 0 | 3 | .000 | 4 | 4 | 1.000 | 1 | 9 | 10 | 3.4 | 4 | 0 | 0 | 3 | 0 | 3 | 10 | 7.6 | |
| vs Oklahoma | 12/10/22 | | 24 | 1 | 4 | .250 | 0 | 0 | .000 | 3 | 5 | .600 | 1 | 1 | 2 | 3.2 | 3 | 0 | 2 | 0 | 0 | 1 | 5 | 7.3 | |
| vs Bradley | 12/17/22 | | 30 | 3 | 9 | .333 | 1 | 2 | .500 | 0 | 0 | .000 | 3 | 4 | 7 | 3.6 | 0 | 0 | 3 | 1 | 0 | 5 | 7 | 7.3 | |
| UNC ASHEVILLE | 12/21/22 | * | 28 | 3 | 5 | .600 | 1 | 2 | .500 | 2 | 2 | 1.000 | 1 | 1 | 2 | 3.5 | 1 | 0 | 3 | 2 | 0 | 0 | 9 | 7.5 | |
| at LSU | 12/28/22 | * | 40 | 7 | 18 | .389 | 2 | 8 | .250 | 0 | 0 | .000 | 0 | 6 | 6 | 3.7 | 1 | 0 | 2 | 1 | 0 | 2 | 16 | 8.2 | |
| MISSOURI | 01/04/23 | * | 37 | 5 | 10 | .500 | 0 | 2 | .000 | 0 | 0 | .000 | 1 | 4 | 5 | 3.8 | 3 | 0 | 5 | 5 | 0 | 3 | 10 | 8.3 | |
| at Auburn | 01/07/23 | * | 24 | 1 | 5 | .200 | 0 | 2 | .000 | 0 | 0 | .000 | 0 | 2 | 2 | 3.6 | 2 | 0 | 2 | 1 | 0 | 0 | 2 | 7.9 | |
| ALABAMA | 01/11/23 | * | 39 | 6 | 17 | .353 | 2 | 3 | .667 | 2 | 2 | 1.000 | 0 | 10 | 10 | 4.1 | 2 | 0 | 3 | 0 | 1 | 2 | 16 | 8.4 | |
| at Vanderbilt | 01/14/23 | * | 39 | 6 | 14 | .429 | 0 | 3 | .000 | 5 | 5 | 1.000 | 1 | 2 | 3 | 4.0 | 4 | 0 | 4 | 2 | 0 | 0 | 17 | 8.9 | |
| at Missouri | 01/18/23 | * | 38 | 7 | 17 | .412 | 3 | 7 | .429 | 1 | 2 | .500 | 2 | 7 | 9 | 4.3 | 5 | 1 | 3 | 6 | 0 | 1 | 18 | 9.5 | |
| OLE MISS | 01/21/23 | * | 34 | 6 | 11 | .545 | 3 | 5 | .600 | 1 | 2 | .500 | 1 | 4 | 5 | 4.3 | 4 | 0 | 4 | 3 | 0 | 1 | 16 | 9.8 | |
| LSU | 01/24/23 | * | 40 | 7 | 8 | .875 | 2 | 2 | 1.000 | 0 | 0 | .000 | 0 | 7 | 7 | 4.5 | 0 | 0 | 3 | 2 | 0 | 2 | 16 | 10.2 | |
| at Baylor | 01/28/23 | * | 37 | 6 | 13 | .462 | 2 | 7 | .286 | 2 | 3 | .667 | 1 | 1 | 2 | 4.4 | 2 | 0 | 4 | 5 | 0 | 0 | 16 | 10.5 | |
| TEXAS A&M | 01/31/23 | * | 37 | 7 | 13 | .538 | 4 | 8 | .500 | 1 | 2 | .500 | 0 | 1 | 1 | 4.2 | 1 | 0 | 4 | 4 | 0 | 1 | 19 | 10.9 | |
| at South Carolina | 02/04/23 | * | 40 | 5 | 12 | .417 | 4 | 10 | .400 | 1 | 2 | .500 | 0 | 4 | 4 | 4.2 | 3 | 0 | 2 | 3 | 0 | 2 | 15 | 11.0 | |
| at Kentucky | 02/07/23 | * | 39 | 6 | 11 | .545 | 1 | 2 | .500 | 2 | 3 | .667 | 0 | 3 | 3 | 4.1 | 2 | 0 | 2 | 3 | 0 | 2 | 15 | 11.2 | |
| MISSISSIPPI ST. | 02/11/23 | * | 37 | 2 | 12 | .167 | 1 | 5 | .200 | 2 | 2 | 1.000 | 2 | 4 | 6 | 4.2 | 4 | 0 | 2 | 3 | 0 | 2 | 7 | 11.0 | |
| at Texas A&M | 02/15/23 | * | 39 | 5 | 13 | .385 | 4 | 10 | .400 | 0 | 3 | .000 | 0 | 3 | 3 | 4.2 | 2 | 0 | 3 | 2 | 0 | 2 | 14 | 11.2 | |
| FLORIDA | 02/18/23 | * | 22 | 0 | 1 | .000 | 0 | 1 | .000 | 0 | 0 | .000 | 0 | 1 | 1 | 4.0 | 3 | 0 | 1 | 1 | 0 | 2 | 0 | 10.7 | |
| GEORGIA | 02/21/23 | * | 29 | 2 | 2 | 1.000 | 0 | 0 | .000 | 0 | 0 | .000 | 0 | 1 | 1 | 3.9 | 2 | 0 | 3 | 2 | 0 | 0 | 4 | 10.5 | |
| Totals | | | 23 | 893 | 107 | 263 | .407 | 33 | 102 | .324 | 36 | 51 | .706 | 15 | 91 | 106 | 3.9 | 61 | 1 | 79 | 58 | 3 | 38 | 283 | 10.5 |

DAVONTE DAVIS CAREER STATISTICS

| Year | GP | GS | Min | Avg | FG | FGA | Pct | 3FG | 3FGA | Pct | FT | FTA | Pct | Off | Def | Tot | Avg | PF | FO | Ast | TO | Blk | Stl | Pts | Avg |
|---------|----|----|------|------|-----|-----|------|-----|------|------|-----|-----|------|-----|-----|-----|-----|-----|----|-----|-----|-----|-----|-----|------|
| 2020-21 | 30 | 17 | 716 | 23.9 | 109 | 229 | .476 | 2 | 13 | .154 | 34 | 45 | .756 | 36 | 98 | 134 | 4.5 | 70 | 0 | 64 | 48 | 5 | 35 | 254 | 8.5 |
| 2021-22 | 37 | 14 | 1021 | 27.6 | 114 | 266 | .429 | 20 | 74 | .270 | 58 | 82 | .707 | 42 | 96 | 138 | 3.7 | 95 | 1 | 102 | 67 | 0 | 35 | 306 | 8.3 |
| 2022-23 | 27 | 23 | 893 | 33.1 | 107 | 263 | .407 | 33 | 102 | .324 | 36 | 51 | .706 | 15 | 91 | 106 | 3.9 | 61 | 1 | 79 | 58 | 3 | 38 | 283 | 10.5 |
| CAREER | 94 | 54 | 2630 | 28.0 | 330 | 758 | .435 | 55 | 189 | .291 | 128 | 178 | .719 | 93 | 285 | 378 | 4.0 | 226 | 2 | 245 | 173 | 8 | 108 | 843 | 9.0 |



- Led the Razorbacks in Pts:.....10
- Led the Razorbacks in Rebs:.....6
- Led the Razorbacks in Assists:.....21
- Led the Razorbacks in Steals:.....20
- Double-figure Pts:.....42
- Double-figure Rebs:.....2
- Double-Doubles:.....2
- 20-pt gms:.....2
- Gms with a 3PT FG:.....26
- Gms with 3+ 3PT FG:.....7
- Gms with 3+ Assists:.....39
- Gms with 3+ Steals:.....8
- Gms with 5+ Rebs:.....34

DAVIS' PERSONAL BESTS

| | | |
|---------------|-------------------------|--|
| POINTS | | |
| Season: 19 | vs Texas A&M (01/31/23) | |
| SEC: 20 | vs Georgia (01/09/21) | |
| Career: 26 | vs Oklahoma (12/11/21) | |

| | | |
|----------------|------------------------------|--|
| FG MADE | | |
| Season: 7 (4x) | LAST vs Texas A&M (01/31/23) | |
| Career: 9 (2x) | vs Oklahoma (12/11/21) | |
| SEC: 9 | vs Georgia (01/09/21) | |

| | | |
|---------------------|------------------------|--|
| FG ATTEMPTED | | |
| Season: 18 | at LSU (12/28/22) | |
| Career: 21 | vs Oklahoma (12/11/21) | |
| SEC: 18 | at LSU (12/28/22) | |

| | | |
|------------------------|------------------------------|--|
| 3-POINT FG MADE | | |
| Season: 4 (3x) | LAST at Texas A&M (02/15/23) | |
| Career: 4 (4x) | LAST at Texas A&M (02/15/23) | |
| SEC: 4 (3x) | LAST at Texas A&M (02/15/23) | |

| | | |
|-------------------------|------------------------------|--|
| 3-PT FG ATTEMPTS | | |
| Season: 10 (2x) | LAST at Texas A&M (02/15/23) | |
| Career: 10 (2x) | LAST at Texas A&M (02/15/23) | |
| SEC: 10 (2x) | LAST at Texas A&M (02/15/23) | |

| | | |
|----------------|----------------------------------|--|
| FT MADE | | |
| Season: 6 | vs North Dakota State (11/07/22) | |
| Career: 9 | at Texas A&M (01/08/22) | |
| SEC: 9 | at Texas A&M (01/08/22) | |

| | | |
|---------------------|----------------------------------|--|
| FT ATTEMPTED | | |
| Season: 8 | vs North Dakota State (11/07/22) | |
| Career: 10 | at Texas A&M (01/08/22) | |
| SEC: 10 | at Texas A&M (01/08/22) | |

| | | |
|-----------------|----------------------------|--|
| REBOUNDS | | |
| Season: 10 (2x) | LAST vs Alabama (01/11/23) | |
| Career: 10 (2x) | LAST vs Alabama (01/11/23) | |
| SEC: 10 | vs Alabama (01/11/23) | |

| | | |
|----------------|-----------------------------|--|
| ASSISTS | | |
| Season: 7 | at Kentucky (02/07/23) | |
| Career: 8 | vs Charlotte (12/07/21) | |
| SEC: 7 (2x) | LAST at Kentucky (02/07/23) | |

| | | |
|----------------|----------------------------|--|
| STEALS | | |
| Season: 5 | vs Bradley (12/17/22) | |
| Career: 5 (2x) | LAST vs Bradley (12/17/22) | |
| SEC: 5 | vs Auburn (02/08/22) | |

| | | |
|----------------------|----------------------------|--|
| BLOCKED SHOTS | | |
| Season: 1 (3x) | LAST vs Alabama (01/11/23) | |
| Career: 2 | vs Colgate (03/19/21) | |
| SEC: 1 (4x) | LAST vs Alabama (01/11/23) | |

| | | |
|--------------------|--------------------------------|--|
| MINUTES | | |
| Season: 40:00 (2x) | LAST at S. Carolina (02/04/23) | |
| Career: 40:00 (2x) | LAST at S. Caro (02/04/23) | |
| SEC: 40:00 (2x) | LAST at S. Carolina (02/04/23) | |

5

JOSEPH PINION

G | Fr. | 6-5 | 190 | Morrilton, Ark. | Morrilton HS

@josephpinion2

@josephpinion1

Including 2022-23, has **FOUR** years of collegiate eligibility

Major: TBA (Arts & Sciences)

Born on Nov. 17, 2003 in Russellville, Ark.

The son of Craig and Gail Pinion

Made the **Department's Honor Roll** (3.0-3.49 GPA) for **Fall 2022**.

- McDonald's High School All-American Nominee
- Two-time (2021 and 2022) Arkansas Democrat-Gazette first team All-Arkansas Preps (all divisions)

| | | | | | |
|------------------------|------------------|-----------------|-----------------|------------------|-------------------|
| • Game 12 vs UNCA: | 10 points | 4-6 FG | 2-4 3PT | 3 assists | 19 minutes |
| Game 14 vs Mizzou: | 13 points | 4-7 FG | 3-6 3PT | 0 assists | 27 minutes |
| Game 19 vs Ole Miss: | 13 points | 5-10 FG | 3-6 3PT | 0 assists | 22 minutes |
| 3-GAME TOTALS: | 36 points | 13-23 FG | 8-16 3PT | 3 assists | 68 minutes |
| Other 21 Games: | 23 points | 7-20 FG | 4-14 3PT | 0 assists | 66 minutes |

2022-23 HIGHLIGHTS:

- FORDHAM: Scored his first collegiate points and added his first collegiate steal.
- SAN JOSE STATE: Had five points, making his first collegiate 3-pointer ... Added two rebounds
- UNCA: Had a breakout game with the absence of Nick Smith Jr. ... Scored points (10), assists (3), 3's made (2), FG made (4) and minutes (18:40)
- MISSOURI: Sparked Arkansas' comeback win ... Led the team with +15 to help the Hogs erase a 17-point deficit ... Pumped in a **career-high 13 points**, making 3-of-6 from 3-point range Played a season-high 27:28.
- @ VANDY: Did not miss a shot (2-2 FG; 1-1 3 PT; 1-1 FT) in scoring six points.
- OLE MISS: Was +17 in **tying his career high with 13 points** ... Made a career-high five FG, took a career-gh 10 shot and tied his career-high by going 3-of-6 from 3PT ... Grabbed a **career-high five rebounds**.
- GEORGIA: Made is only two shot attempts, making a 3-pointer in the right corner and later one in the left corner.

RAZORBACK FACT

Most free throws attempted in a season without a miss, since 1947-48 (HogsStats):


7 - Joseph Pinion, 2022-23

6 - DeQuavious Wagner, 2013-14

6 - Willie Cutts, 1983-84

4 - Derrian Ford, 2022-23

4 - Three others



NATIONAL RECRUITING RANKINGS

| | | | |
|-------------------------------------|-------------|--------|--|
| • #95 on the S199 All-American list | | | |
| • 247Composite ★★★★★ | #94 nation | #23 SF | |
| • ESPN ★★★★★ | #89 nation | #17 SG | |
| • Rivals ★★★★★ | #131 nation | #33 SF | |
| • 247Sports ★★★ | #142 nation | #32 SF | |

| | |
|-------------------------------|-------|
| • Led ARK in Pts: | 0 |
| • Led ARK in Rebs: | 0 |
| • Led ARK in Assists: | 0 |
| • Double-figure Pts:..... | 3 |
| • Double-figure Rebs:..... | 0 |
| • 20-pt gms - 30-pt gms:..... | 0 - 0 |
| • Gms with a 3PT Made:..... | 6 |
| • Gms with 3+ 3PT Made:..... | 2 |
| • Gms with 3+ Assists:..... | 1 |
| • Gms with 3+ Steals:..... | 0 |
| • Gms with 3+ Blks:..... | 0 |
| • Gms with 5+ Rebs:..... | 1 |

JOSEPH PINION 2022-23 GAME STATS

| Opponent | Date | GS | Min | FG | FGA | Pct | 3FG | 3A | Pct | FT | FTA | Pct | O | D | Tot | Avg | PF | FO | A | TO | Blk | Stl | Pts | Avg |
|-------------------|----------|----------|------------|-----------|-----------|-------------|-----------|-----------|-------------|----------|----------|--------------|----------|-----------|-----------|------------|-----------|----------|----------|----------|----------|----------|-----------|------------|
| NORTH DAKOTA ST. | 11/07/22 | 3 | 0 | 0 | 0 | .000 | 0 | 0 | .000 | 0 | 0 | .000 | 0 | 0 | 0 | 0.0 | 1 | 0 | 0 | 0 | 0 | 0 | 0 | 0.0 |
| FORDHAM | 11/11/22 | 4 | 1 | 1 | 1 | 1.000 | 0 | 0 | .000 | 0 | 0 | .000 | 0 | 0 | 0 | 0.0 | 1 | 0 | 0 | 0 | 0 | 1 | 2 | 1.0 |
| SOUTH DAKOTA ST. | 11/16/22 | 5 | 0 | 4 | 0 | .000 | 0 | 3 | .000 | 2 | 2 | 1.000 | 0 | 0 | 0 | 0.0 | 1 | 0 | 0 | 0 | 0 | 0 | 2 | 1.3 |
| vs Louisville | 11/21/22 | 4 | 0 | 1 | 0 | .000 | 0 | 0 | .000 | 2 | 2 | 1.000 | 0 | 2 | 2 | 0.5 | 2 | 0 | 0 | 0 | 0 | 0 | 2 | 1.5 |
| vs Creighton | 11/22/22 | 0 | 0 | 0 | 0 | .000 | 0 | 0 | .000 | 0 | 0 | .000 | 0 | 0 | 0 | 0.4 | 0 | 0 | 0 | 0 | 0 | 0 | 0 | 1.2 |
| vs San Diego St. | 11/23/22 | DNP | | | | | | | | | | | | | | | | | | | | | | |
| TROY | 11/28/22 | 2 | 0 | 0 | 0 | .000 | 0 | 0 | .000 | 0 | 0 | .000 | 0 | 1 | 1 | 0.5 | 0 | 0 | 0 | 0 | 0 | 0 | 0 | 1.0 |
| SAN JOSE ST. | 12/03/22 | 5 | 2 | 3 | .667 | | 1 | 1 | 1.000 | 0 | 0 | .000 | 1 | 1 | 2 | 0.7 | 1 | 0 | 0 | 0 | 0 | 0 | 5 | 1.6 |
| UNC GREENSBORO | 12/06/22 | DNP | | | | | | | | | | | | | | | | | | | | | | |
| vs Oklahoma | 12/10/22 | DNP | | | | | | | | | | | | | | | | | | | | | | |
| vs Bradley | 12/17/22 | 1 | 0 | 0 | 0 | .000 | 0 | 0 | .000 | 0 | 0 | .000 | 0 | 1 | 1 | 0.8 | 0 | 0 | 0 | 0 | 0 | 0 | 0 | 1.4 |
| UNC ASHEVILLE | 12/21/22 | 19 | 4 | 6 | .667 | | 2 | 4 | .500 | 0 | 0 | .000 | 0 | 1 | 1 | 0.8 | 0 | 0 | 3 | 0 | 0 | 1 | 10 | 2.3 |
| at LSU | 12/28/22 | 2 | 0 | 1 | .000 | | 0 | 1 | .000 | 0 | 0 | .000 | 0 | 0 | 0 | 0.7 | 0 | 0 | 0 | 0 | 0 | 0 | 0 | 2.1 |
| MISSOURI | 01/04/23 | 27 | 4 | 7 | .571 | | 3 | 6 | .500 | 2 | 2 | 1.000 | 1 | 0 | 1 | 0.7 | 4 | 0 | 0 | 0 | 0 | 1 | 13 | 3.1 |
| at Auburn | 01/07/23 | 14 | 0 | 1 | .000 | | 0 | 1 | .000 | 0 | 0 | .000 | 0 | 1 | 1 | 0.8 | 2 | 0 | 0 | 0 | 0 | 1 | 0 | 2.8 |
| ALABAMA | 01/11/23 | 1 | 0 | 0 | .000 | | 0 | 0 | .000 | 0 | 0 | .000 | 0 | 0 | 0 | 0.7 | 1 | 0 | 0 | 0 | 0 | 0 | 0 | 2.6 |
| at Vanderbilt | 01/14/23 | 9 | 2 | 2 | 1.000 | | 1 | 1 | 1.000 | 1 | 1 | 1.000 | 0 | 0 | 0 | 0.6 | 1 | 0 | 0 | 0 | 0 | 0 | 6 | 2.9 |
| at Missouri | 01/18/23 | 2 | 0 | 1 | .000 | | 0 | 1 | .000 | 0 | 0 | .000 | 0 | 0 | 0 | 0.6 | 3 | 0 | 0 | 0 | 0 | 0 | 0 | 2.7 |
| OLE MISS | 01/21/23 | 21 | 5 | 10 | .500 | | 3 | 6 | .500 | 0 | 0 | .000 | 1 | 4 | 5 | 0.9 | 0 | 0 | 0 | 0 | 1 | 1 | 13 | 3.3 |
| LSU | 01/24/23 | 6 | 0 | 2 | .000 | | 0 | 2 | .000 | 0 | 0 | .000 | 0 | 0 | 0 | 0.8 | 1 | 0 | 0 | 0 | 0 | 0 | 0 | 3.1 |
| at Baylor | 01/28/23 | 3 | 0 | 1 | .000 | | 0 | 1 | .000 | 0 | 0 | .000 | 1 | 0 | 1 | 0.8 | 0 | 0 | 0 | 0 | 0 | 0 | 0 | 2.9 |
| TEXAS A&M | 01/31/23 | DNP | | | | | | | | | | | | | | | | | | | | | | |
| at South Carolina | 02/04/23 | DNP | | | | | | | | | | | | | | | | | | | | | | |
| at Kentucky | 02/07/23 | 4 | 0 | 0 | .000 | | 0 | 0 | .000 | 0 | 0 | .000 | 0 | 0 | 0 | 0.8 | 0 | 0 | 0 | 0 | 0 | 0 | 0 | 2.8 |
| MISSISSIPPI ST. | 02/11/23 | DNP | | | | | | | | | | | | | | | | | | | | | | |
| at Texas A&M | 02/15/23 | DNP | | | | | | | | | | | | | | | | | | | | | | |
| FLORIDA | 02/18/23 | 1 | 0 | 1 | .000 | | 0 | 1 | .000 | 0 | 0 | .000 | 0 | 0 | 0 | 0.8 | 0 | 0 | 0 | 0 | 0 | 0 | 0 | 2.7 |
| GEORGIA | 02/21/23 | 4 | 2 | 2 | 1.000 | | 2 | 2 | 1.000 | 0 | 0 | .000 | 0 | 0 | 0 | 0.7 | 1 | 0 | 0 | 0 | 0 | 0 | 6 | 2.8 |
| Totals | | 0 | 137 | 20 | 43 | .465 | 12 | 30 | .400 | 7 | 7 | 1.000 | 4 | 11 | 15 | 0.7 | 19 | 0 | 3 | 0 | 1 | 5 | 59 | 2.8 |

PINION'S PERSONAL BESTS

| | |
|--|--|
| POINTS | |
| Season: 13 (2x) LAST vs Ole Miss (01/21/23) | |
| SEC: 13 (2x) vs Ole Miss (01/21/23) | |
| FG MADE | |
| Season: 5 vs Ole Miss (01/21/23) | |
| SEC: 5 vs Ole Miss (01/21/23) | |
| FG ATTEMPTED | |
| Season: 10 vs Ole Miss (01/21/23) | |
| SEC: 10 vs Ole Miss (01/21/23) | |
| 3-POINT FG MADE | |
| Season: 3 (2x) LAST vs Ole Miss (01/21/23) | |
| SEC: 3 (2x) LAST vs Ole Miss (01/21/23) | |
| 3-PT FG ATTEMPTS | |
| Season: 6 (2x) LAST vs Ole Miss (01/21/23) | |
| SEC: 6 (2x) LAAS vs Ole Miss (01/21/23) | |
| FT MADE | |
| Season: 2 (3x) LAST vs Missouri (01/04/23) | |
| SEC: 2 vs Missouri (01/04/23) | |
| FT ATTEMPTED | |
| Season: 2 (3x) LAST vs Missouri (01/04/23) | |
| SEC: 2 vs Missouri (01/04/23) | |
| REBOUNDS | |
| Season: 5 vs Ole Miss (01/21/23) | |
| SEC: 5 vs Ole Miss (01/21/23) | |
| ASSISTS | |
| Season: 3 vs UNC Asheville (12/21/22) | |
| SEC: -- | |
| STEALS | |
| Season: 1 (5x) LAST vs Ole Miss (01/21/23) | |
| SEC: 1 (3x) LAST vs Ole Miss (01/21/23) | |
| BLOCKED SHOTS | |
| Season: 1 vs Ole Miss (01/21/23) | |
| SEC: 1 vs Ole Miss (01/21/23) | |
| MINUTES | |
| Season: 27:28 vs Missouri (01/04/23) | |
| SEC: 27:28 vs Missouri (01/04/23) | |

JOSEPH PINION CAREER STATISTICS

| Year | GP | GS | Min | Avg | FG | FGA | Pct | 3FG | 3FGA | Pct | FT | FTA | Pct | Off | Def | Tot | Avg | PF | FO | Ast | TO | Blk | Stl | Pts | Avg |
|---------|----|----|-----|-----|----|-----|------|-----|------|------|----|-----|-------|-----|-----|-----|-----|----|----|-----|----|-----|-----|-----|-----|
| 2022-23 | 20 | 0 | 133 | 6.7 | 18 | 41 | .439 | 10 | 28 | .357 | 7 | 7 | 1.000 | 4 | 11 | 15 | 0.8 | 18 | 0 | 3 | 0 | 1 | 5 | 53 | 2.7 |

11 JALEN GRAHAM

F | Sr. | 6-9 | 225 | Phoenix, Ariz. | Mountain Pointe HS / Arizona State

[@jalengrahamm5](#)
[@jalengrahamm](#)

Including 2022-23, has **TWO** years of collegiate eligibility
Major: Sociology
Born on Born on April 4, 2001 in Le Grand, Calif.
The son Susie Graham



Joined the Razorback program after playing three seasons at Arizona State. **Graham has two years of eligibility remaining** ... Played in 73 career games at Arizona State, including 43 starts, and tallied 546 career points (7.0 avg.) with 315 career rebounds (4.4 avg.). He additionally recorded 90 blocked shots (1.2 per game).


• **ON A PER 40-MINUTE BASIS: 22.9 points and 9.8 rebounds**

2022-23 HIGHLIGHTS:

- **FORDHAM:** Did not play in the opener and did not check into the Fordham game until the 11:29 mark of the second half ... Finished with 10 points (5-of-7 FG) with four rebounds and an assist in 11:21 minutes played.
- **SOUTH DAKOTA STATE:** Only played eight minutes but pulled down six rebounds – five defensive.
- **SAN JOSE STATE:** After playing just 27 minutes (and three DNPs) with 20 points through the first seven games, made a huge impact playing 11:39 minutes – all in the second half ... Checked in at the 13:31 mark and the Hogs were up 14 ... **Scored 11 points (4-of-5 FG and 3-of-3 FT) in his 11:39 minutes played and the Hogs led by 37 when he checked out (1:52 left)** ... Added six rebounds - tying a season high
- **UNCA:** Led the Razorbacks in scoring (**first time to lead UA and just fourth time in four years to lead his team**) ... Scored a season-high 16 points on 8-of-10 shooting (8 FG made was one shy of career high) ... Added two steals and drew a charge in a season-high 19:28 played.
- **@ AUBURN:** Had five points and six rebounds in 12:16 with a dunk.
- **ALABAMA:** Tied for the team lead and **tied his season high with 16 points** (8-of-10 FG) ... Added five rebounds.
- **LSU:** Scored six points, all on dunks, off the bench ... Was the only six bench points by the Hogs.
- **@ BAYLOR:** Only scored four points, but had his most impactful game ... Produced season highs in rebounds (9), assists (4), steals (2) and minutes (24:27 ... Was a team-best +7.
- **@ SOUTH CAROLINA:** Helped Arkansas out-score USC bench, 20-4, with a **team-best 16 points, tying a season-best or the third time** ... Was 8-of-10 from the field.
- **FLORIDA:** Scored a **career-high 26 points** (also his **first career 20-point game**), going a **career-best 12-of-15 from the field** ... Added an **SEC-best seven rebounds** and **tied his season high with two blocked shots** ... Down five early, came off the bench to score six quick points to get the Hogs to within one (15-14) ... Later, score eight of the Hogs' final 12 points in the first half for a 37-31 lead at the break ... Led Arkansas with 14 second-half points.
- **GEORGIA:** Made 3-of-4 shots and scored eight points ... Had five rebounds, two assists and two blocked shots.

| JALEN GRAHAM 2022-23 GAME STATS | | | | | | | | | | | | | | | | | | | |
|---------------------------------|----------|----------|------------|-----------|------------|-------------|----------|----------|-------------|-----------|-----------|-------------|-----------|-----------|-----------|------------|-----------|----------|-----------|
| Opponent | Date | GS | Min | FG | FGA | Pct | 3FG | 3A | Pct | FT | FTA | Pct | O | D | Tot | Avg | PF | FO | A |
| NORTH DAKOTA ST. | 11/07/22 | DNP | | | | | | | | | | | | | | | | | |
| FORDHAM | 11/11/22 | 11 | 5 | 7 | .714 | 0 | 0 | .000 | 0 | 0 | .000 | 3 | 1 | 4 | 4.0 | 3 | 0 | 1 | 0 |
| SOUTH DAKOTA ST. | 11/16/22 | 8 | 1 | 4 | .250 | 0 | 1 | .000 | 0 | 2 | .000 | 1 | 5 | 6 | 5.0 | 1 | 0 | 0 | 2 |
| vs Louisville | 11/21/22 | 6 | 4 | 5 | .800 | 0 | 0 | .000 | 0 | 0 | .000 | 1 | 0 | 1 | 3.7 | 1 | 0 | 0 | 1 |
| vs Creighton | 11/22/22 | DNP | | | | | | | | | | | | | | | | | |
| vs San Diego St. | 11/23/22 | 2 | 0 | 0 | .000 | 0 | 0 | .000 | 0 | 0 | .000 | 0 | 0 | 0 | 2.8 | 0 | 0 | 0 | 0 |
| TROY | 11/28/22 | DNP | | | | | | | | | | | | | | | | | |
| SAN JOSE ST. | 12/03/22 | 12 | 4 | 5 | .800 | 0 | 0 | .000 | 3 | 3 | 1.000 | 1 | 5 | 6 | 3.4 | 0 | 0 | 1 | 2 |
| UNC GREENSBORO | 12/06/22 | 3 | 0 | 1 | .000 | 0 | 0 | .000 | 0 | 0 | .000 | 1 | 0 | 1 | 3.0 | 0 | 0 | 1 | 0 |
| vs Oklahoma | 12/10/22 | 3 | 0 | 0 | .000 | 0 | 0 | .000 | 1 | 2 | .500 | 1 | 0 | 1 | 2.7 | 0 | 0 | 1 | 0 |
| vs Bradley | 12/17/22 | 11 | 2 | 4 | .500 | 0 | 0 | .000 | 2 | 4 | .500 | 0 | 2 | 2 | 2.6 | 3 | 0 | 1 | 1 |
| UNC ASHEVILLE | 12/21/22 | 19 | 8 | 10 | .800 | 0 | 0 | .000 | 0 | 0 | .000 | 1 | 2 | 3 | 2.7 | 2 | 0 | 1 | 1 |
| at LSU | 12/28/22 | 3 | 0 | 0 | .000 | 0 | 0 | .000 | 0 | 0 | .000 | 0 | 1 | 1 | 2.5 | 2 | 0 | 0 | 2 |
| MISSOURI | 01/04/23 | 2 | 0 | 0 | .000 | 0 | 0 | .000 | 0 | 0 | .000 | 0 | 0 | 0 | 2.3 | 0 | 0 | 0 | 0 |
| at Auburn | 01/07/23 | 12 | 2 | 6 | .333 | 0 | 0 | .000 | 1 | 5 | .200 | 3 | 3 | 6 | 2.6 | 2 | 0 | 1 | 0 |
| ALABAMA | 01/11/23 | 19 | 8 | 10 | .800 | 0 | 1 | .000 | 0 | 0 | .000 | 1 | 4 | 5 | 2.8 | 2 | 0 | 1 | 1 |
| at Vanderbilt | 01/14/23 | 5 | 0 | 2 | .000 | 0 | 0 | .000 | 0 | 0 | .000 | 0 | 0 | 0 | 2.6 | 1 | 0 | 0 | 1 |
| at Missouri | 01/18/23 | 4 | 0 | 0 | .000 | 0 | 0 | .000 | 0 | 0 | .000 | 0 | 0 | 0 | 2.4 | 2 | 0 | 0 | 2 |
| OLE MISS | 01/21/23 | DNP | | | | | | | | | | | | | | | | | |
| LSU | 01/24/23 | 17 | 3 | 7 | .429 | 0 | 0 | .000 | 0 | 1 | .000 | 0 | 3 | 3 | 2.4 | 1 | 0 | 1 | 1 |
| at Baylor | 01/28/23 | 24 | 2 | 6 | .333 | 0 | 0 | .000 | 0 | 4 | .000 | 3 | 6 | 9 | 2.8 | 4 | 0 | 4 | 3 |
| TEXAS A&M | 01/31/23 | 12 | 2 | 2 | 1.000 | 0 | 0 | .000 | 1 | 2 | .500 | 0 | 0 | 0 | 2.7 | 2 | 0 | 0 | 2 |
| at South Carolina | 02/04/23 | 22 | 8 | 10 | .800 | 0 | 0 | .000 | 0 | 0 | .000 | 1 | 1 | 2 | 2.6 | 2 | 0 | 1 | 3 |
| at Kentucky | 02/07/23 | 7 | 1 | 2 | .500 | 0 | 0 | .000 | 0 | 0 | .000 | 0 | 0 | 0 | 2.5 | 1 | 0 | 1 | 0 |
| MISSISSIPPI ST. | 02/11/23 | 6 | 1 | 1 | 1.000 | 0 | 0 | .000 | 0 | 1 | 1.000 | 0 | 1 | 1 | 2.4 | 0 | 0 | 0 | 2 |
| at Texas A&M | 02/15/23 | 5 | 2 | 2 | 1.000 | 0 | 0 | .000 | 0 | 0 | .000 | 0 | 0 | 0 | 2.3 | 1 | 0 | 0 | 0 |
| FLORIDA | 02/18/23 | 27 | 12 | 15 | .800 | 0 | 1 | .000 | 2 | 3 | .667 | 3 | 4 | 7 | 2.5 | 2 | 0 | 1 | 2 |
| GEORGIA | 02/21/23 | 18 | 3 | 4 | .750 | 0 | 0 | .000 | 2 | 5 | .400 | 0 | 5 | 5 | 2.6 | 1 | 0 | 2 | 2 |
| Totals | | 0 | 258 | 68 | 103 | .660 | 0 | 3 | .000 | 12 | 32 | .375 | 20 | 43 | 63 | 2.6 | 33 | 0 | 14 |

| JALEN GRAHAM CAREER STATISTICS | | | | | | | | | | | | | | | | | | | |
|--------------------------------|------------|-----------|-------------|-------------|------------|------------|-------------|----------|-----------|-------------|-----------|------------|-------------|------------|------------|------------|------------|------------|----------|
| Year | GP | GS | Min | Avg | FG | FGA | Pct | 3FG | 3FGA | Pct | FT | FTA | Pct | Off | Def | Tot | Avg | PF | FO |
| 2019-20 (ASU) | 28 | 2 | 304 | 10.9 | 42 | 61 | .689 | 0 | 0 | .000 | 5 | 14 | .357 | 34 | 43 | 77 | 2.8 | 49 | 0 |
| 2020-21 (ASU) | 21 | 19 | 512 | 24.4 | 72 | 131 | .550 | 0 | 1 | .000 | 26 | 45 | .578 | 37 | 69 | 106 | 5.0 | 68 | 4 |
| 2021-22 (ASU) | 29 | 22 | 682 | 23.5 | 124 | 255 | .486 | 1 | 18 | .056 | 38 | 72 | .528 | 35 | 97 | 132 | 4.6 | 85 | 2 |
| 2022-23 (ARK) | 24 | 0 | 258 | 10.8 | 68 | 103 | .660 | 0 | 3 | .000 | 12 | 32 | .375 | 20 | 43 | 63 | 2.6 | 33 | 0 |
| CAREER | 102 | 43 | 1756 | 17.2 | 261 | 550 | .475 | 1 | 22 | .045 | 81 | 163 | .497 | 126 | 252 | 378 | 3.7 | 235 | 6 |



- **Led his team in Pts (ARK):** 7 (4)
- **Led his team in Rebs (ARK):** 16 (2)
- **Led his team in Assists (ARK):** 3 (0)
- **Double-figure Pts (ARK):** 28 (3)
- **Double-figure Rebs (ARK):** 4 (0)
- **20-pt gms – 30-pt gms (ARK):** 1 - 0 (1)
- **Gms with a 3PT Made (ARK):** 1 (0)
- **Gms with 3+ Assists (ARK):** 10 (0)
- **Gms with 3+ Blks (ARK):** 7 (0)
- **Gms with 5+ Rebs (ARK):** 34 (7)

PERSONAL BESTS

POINTS
Season: 26 vs Florida (02/18/23)
Career: 26 vs Florida (02/18/23)
SEC: 26 vs Florida (02/18/23)

FG MADE
Season: 12 vs Florida (02/18/23)
Career: 12 vs Florida (02/18/23)
SEC: 12 vs Florida (02/18/23)

FG ATTEMPTED
Season: 15 vs Florida (02/18/23)
Career: 15 vs Florida (02/18/23)
SEC: 15 vs Florida (02/18/23)

3-POINT FG MADE
Season: --
Career: 1 vs Oregon (02/17/22)
SEC: --

3-PT FG ATTEMPTS
Season: 1 (2x) LAST vs Florida (02/18/23)
Career: 2 (2x) last vs Oregon (02/17/22)
SEC: 1 (2x) LAST vs Florida (02/18/23)

FT MADE
Season: 3 vs San Jose State (12/03/22)
Career: 6 (2x) last vs Stanford (03/05/22)
SEC: 2 vs Florida (02/18/23)

FT ATTEMPTED
Season: 5 at Auburn (01/07/23)
Career: 8 (2x) last vs Stanford (03/05/22)
SEC: 5 at Auburn (01/07/23)

REBOUNDS
Season: 9 at Baylor (01/28/23)
Career: 12 vs Washington State (02/27/21)
SEC: 7 vs Florida (02/18/23)

ASSISTS
Season: 4 at Baylor (01/28/23)
Career: 6 vs UCLA (02/05/22)
SEC: 2 vs Georgia (02/21/23)

STEALS
Season: 2 (3x) LAST at Kentucky (02/07/23)
Career: 3 (3x) last at Southern Cal (01/24/22)
SEC: 2 at Kentucky (02/07/23)

BLOCKED SHOTS
Season: 2 (3x) LAST vs Georgia (02/21/23)
Career: 5 vs Colorado (11/08/19)
SEC: 2 (3x) LAST vs Georgia (02/21/23)

MINUTES
Season: 26:59 vs Florida (02/18/23)
Career: 39:36 vs UCLA (02/05/22)
SEC: 26:59 vs Florida (02/18/23)

12

BARRY DUNNING JR.

G | Fr. | 6-6 | 195 | Mobile, Ala. | McGill-Toolen Catholic HS

@BarryDunning6

@bohandbz

Including 2022-23, has **FOUR** years of collegiate eligibility
Major: TBA (Education)Born on Oct. 26, 2003 in Mobile, Ala.
The son of Barry Sr. and Heather Dunning

- McDonald's All-American Nominee
- Two-time Gatorade Alabama Player of the Year (2021 & '22)
- 2022 MaxPreps Alabama Player of the Year
- Rated #1 player in the state of Alabama by ESPN, 247Composite, 247Sports
- 2022 Alabama Mr. Basketball and 1st team All-State by the Alabama Sports Writers Association

WINNER OF THE 2023 MAUI JIM MAUI INVITATIONAL HULA CONTEST

2022-23 HIGHLIGHTS:

- SAN DIEGO STATE: Saw his most important playing time (7:52) in the come-from-behind Didn't do much on the stat sheet but Arkansas was +2 in his minutes.
- TROY: Drew his first collegiate start versus Troy.



NATIONAL RECRUITING RANKINGS

- #73 on the SI99 All-American list
- ESPN ★★★★★ #74 nation #21 SF
- 247Composite ★★★★★ #91 nation #22 SF
- 247Sports ★★★ #126 nation #28 SF
- Rivals ★★★ #134 nation #36 SF

DUNNING'S PERSONAL BESTS

POINTS

Season: 1 vs Bradley (12/17/22)

SEC:

FG MADE

Season: --

SEC: 1 at Auburn (01/07/23)

FG ATTEMPTED

Season: 1 (2x) vs South Dakota State (11/16/22)

SEC:

3-POINT FG MADE

Season: --

SEC:

3-PT FG ATTEMPTS

Season: 1 vs South Dakota State (11/16/22)

SEC: 1 at Auburn (01/07/23)

FT MADE

Season: 1 vs Bradley (12/17/22)

SEC:

FT ATTEMPTED

Season: 2 vs Bradley (12/17/22)

SEC:

REBOUNDS

Season: 1 vs Bradley (12/17/22)

SEC:

ASSISTS

Season: 1 vs San Jose State (12/03/22)

SEC:

STEALS

Season: 1 (2x) LAST vs San Diego State (11/23/22)

SEC:

BLOCKED SHOTS

Season: --

SEC:

MINUTES

Season: 8:31 vs North Dakota State (11/07/22)

SEC: 0:40 at Auburn (01/07/23)

BARRY DUNNING JR. 2022-23 GAME STATS

| Opponent | Date | GS | Min | FG | FGA | Pct | 3FG | 3A | Pct | FT | FTA | Pct | O | D | Tot | Avg | PF | FO | A | TO | Blk | Stl | Pts | Avg |
|-------------------|----------|-----|-----|----|------|------|-----|------|------|----|------|------|---|---|-----|-----|----|----|---|----|-----|-----|-----|-----|
| NORTH DAKOTA ST. | 11/07/22 | 9 | 0 | 1 | .000 | 0 | 0 | .000 | 0 | 0 | .000 | 0 | 0 | 0 | 0.0 | 0 | 0 | 0 | 0 | 0 | 1 | 0 | 0 | 0.0 |
| FORDHAM | 11/11/22 | 3 | 0 | 0 | .000 | 0 | 0 | .000 | 0 | 0 | .000 | 0 | 0 | 0 | 0.0 | 1 | 0 | 0 | 0 | 0 | 0 | 0 | 0 | 0.0 |
| SOUTH DAKOTA ST. | 11/16/22 | 6 | 0 | 1 | .000 | 0 | 1 | .000 | 0 | 0 | .000 | 0 | 0 | 0 | 0.0 | 1 | 0 | 0 | 0 | 0 | 0 | 0 | 0 | 0.0 |
| vs Louisville | 11/21/22 | 3 | 0 | 0 | .000 | 0 | 0 | .000 | 0 | 0 | .000 | 0 | 0 | 0 | 0.0 | 0 | 0 | 0 | 0 | 0 | 0 | 0 | 0 | 0.0 |
| vs Creighton | 11/22/22 | DNP | | | | | | | | | | | | | | | | | | | | | | |
| vs San Diego St. | 11/23/22 | 8 | 0 | 0 | .000 | 0 | 0 | .000 | 0 | 0 | .000 | 0 | 0 | 0 | 0.0 | 1 | 0 | 0 | 1 | 0 | 1 | 0 | 0 | 0.0 |
| TROY | 11/28/22 | * | 1 | 0 | 0 | .000 | 0 | 0 | .000 | 0 | 0 | .000 | 0 | 0 | 0 | 0.0 | 0 | 0 | 0 | 1 | 0 | 0 | 0 | 0.0 |
| SAN JOSE ST. | 12/03/22 | 4 | 0 | 0 | .000 | 0 | 0 | .000 | 0 | 0 | .000 | 0 | 1 | 1 | 0.1 | 1 | 0 | 1 | 0 | 0 | 0 | 0 | 0 | 0.0 |
| UNC GREENSBORO | 12/06/22 | DNP | | | | | | | | | | | | | | | | | | | | | | |
| vs Oklahoma | 12/10/22 | DNP | | | | | | | | | | | | | | | | | | | | | | |
| vs Bradley | 12/17/22 | 1 | 0 | 0 | .000 | 0 | 0 | .000 | 1 | 2 | .500 | 0 | 1 | 1 | 0.3 | 0 | 0 | 0 | 0 | 0 | 0 | 1 | 0.1 | |
| UNC ASHEVILLE | 12/21/22 | 5 | 0 | 1 | .000 | 0 | 0 | .000 | 0 | 0 | .000 | 0 | 0 | 0 | 0.2 | 0 | 0 | 0 | 0 | 0 | 0 | 0 | 0 | 0.1 |
| at LSU | 12/28/22 | DNP | | | | | | | | | | | | | | | | | | | | | | |
| MISSOURI | 01/04/23 | DNP | | | | | | | | | | | | | | | | | | | | | | |
| at Auburn | 01/07/23 | 1 | 0 | 1 | .000 | 0 | 1 | .000 | 0 | 0 | .000 | 0 | 0 | 0 | 0.2 | 0 | 0 | 0 | 0 | 0 | 0 | 0 | 0 | 0.1 |
| ALABAMA | 01/11/23 | DNP | | | | | | | | | | | | | | | | | | | | | | |
| at Vanderbilt | 01/14/23 | 1 | 0 | 0 | .000 | 0 | 0 | .000 | 0 | 0 | .000 | 0 | 0 | 0 | 0.2 | 0 | 0 | 0 | 0 | 0 | 0 | 0 | 0 | 0.1 |
| at Missouri | 01/18/23 | DNP | | | | | | | | | | | | | | | | | | | | | | |
| OLE MISS | 01/21/23 | 2 | 0 | 0 | .000 | 0 | 0 | .000 | 0 | 0 | .000 | 0 | 0 | 0 | 0.2 | 0 | 0 | 0 | 0 | 0 | 0 | 0 | 0 | 0.1 |
| LSU | 01/24/23 | DNP | | | | | | | | | | | | | | | | | | | | | | |
| at Baylor | 01/28/23 | 0 | 0 | 0 | .000 | 0 | 0 | .000 | 0 | 0 | .000 | 0 | 0 | 0 | 0.2 | 0 | 0 | 0 | 0 | 0 | 0 | 0 | 0 | 0.1 |
| TEXAS A&M | 01/31/23 | DNP | | | | | | | | | | | | | | | | | | | | | | |
| at South Carolina | 02/04/23 | DNP | | | | | | | | | | | | | | | | | | | | | | |
| at Kentucky | 02/07/23 | DNP | | | | | | | | | | | | | | | | | | | | | | |
| MISSISSIPPI ST. | 02/11/23 | DNP | | | | | | | | | | | | | | | | | | | | | | |
| at Texas A&M | 02/15/23 | DNP | | | | | | | | | | | | | | | | | | | | | | |
| FLORIDA | 02/18/23 | 1 | 0 | 0 | .000 | 0 | 0 | .000 | 0 | 0 | .000 | 0 | 0 | 0 | 0.1 | 0 | 0 | 0 | 0 | 0 | 0 | 0 | 0 | 0.1 |
| GEORGIA | 02/21/23 | 3 | 0 | 1 | .000 | 0 | 0 | .000 | 0 | 0 | .000 | 0 | 0 | 0 | 0.1 | 0 | 0 | 0 | 0 | 0 | 0 | 0 | 0 | 0.1 |
| Totals | | 1 | 48 | 0 | 5 | .000 | 0 | 2 | .000 | 1 | 2 | .500 | 0 | 2 | 2 | 0.1 | 4 | 0 | 1 | 2 | 0 | 2 | 1 | 0.1 |

BARRY DUNNING JR. CAREER STATISTICS

| Year | GP | GS | Min | Avg | FG | FGA | Pct | 3FG | 3FGA | Pct | FT | FTA | Pct | Off | Def | Tot | Avg | PF | FO | Ast | TO | Blk | Stl | Pts | Avg |
|---------|----|----|-----|-----|----|-----|------|-----|------|------|----|-----|------|-----|-----|-----|-----|----|----|-----|----|-----|-----|-----|-----|
| 2022-23 | 15 | 1 | 48 | 3.2 | 0 | 5 | .000 | 0 | 2 | .000 | 1 | 2 | .500 | 0 | 2 | 2 | 0.1 | 4 | 0 | 1 | 2 | 0 | 2 | 1 | 0.1 |

13

JORDAN WALSH

G/F | Fr. | 6-7 | 205 | Desoto, Texas | Link (Mo.) Academy

@jordanwalshlife

@jordanwalshlife

Including 2022-23, has **FOUR** years of collegiate eligibility
Major: TBA (Arts & Sciences)
Born on Mar. 3, 2004 in Dallas, Texas.
The son of John and Sandra Walsh



- Consensus top 25 player overall, top-7 small forward and 5-Star
- Played in the McDonald's All-American and Jordan Brand Classic games
- All-American: MaxPreps (3rd team) - Sports Illustrated (3rd team) - Jersey Mike's Naismith (HM)
- Was on the 2022-23 preseason Julius Erving Award Watch List, which goes to the nation's top small forward
- FIRST 5 SEC GAMES 1-of-17 from 3-point range
LAST 11 GAMES 8-of-18 from deep

2022-23 HIGHLIGHTS

- NORTH DAKOTA STATE: Only played 18:20 due to foul trouble (and fouling out) in his collegiate debut ... However, tied for the team lead with three assists ... Was 1-of-1 FG and 2-of-2 FT.
- FORDHAM: Had his first double-digit scoring effort with 12 points (5-of-7 FG).
- SOUTH DAKOTA STATE: Was poised for a break-out game, but left the game early in the second half with an ankle injury.
- OKLAHOMA: Tied a then season-high with 12 points (5-of-9 FG; 2-of-5 3PT) with three rebounds and two steals ... Led the team at +11 (31:19 played)
- BRADLEY: Was the star of the game with a **game and career-high 18 points** (7-7 FG • 1-1 3PT) with a **career-high four steals** ... Scored seven points in an 11-0 run, including back-to-back fastbreak dunks and a 3-pointer ... Scored 16 of his 18 in the first half.
- UNCA: Only scored four points but his defense was stellar, helping hold Drew Pember to 1-of-7 FG.
- @ LSU: Scored 13 points, all in the second half to help Arkansas take a six point lead and out-score the Tigers ... Pulled down a **then career-high nine rebounds** (seven in the second half) and **blocked a career-high two shots**.
- MISSOURI: Had seven rebounds, three offensive, but played just 26 minutes due to foul trouble.
- @ AUBURN: Pulled down a **career-high 10 rebounds** with six points, two assists and a blocked shot
- @ VANDY: Was 0-of-6 FG, but was a team-best +10 in 16:43 played
- @ MISSOURI: Broke a mini slump, scoring 12 points and did not miss a shot (**4-of-4 FG; 2-2 3PT; 2-2 FT**) ... Only played 13 minutes before fouling out ... However, Arkansas was +13 with Walsh on the floor.
- OLE MISS: For the first time, **played all 40 minutes** ... Scored 13 points, making 5-of-9 FG / 2-of-4 3PT ... Added seven rebounds
- TEXAS A&M: Came off the bench to score 12 points as the Hogs out-scored A&M's bench 17-0 ... Added seven rebounds (3 offensive)
- @ SOUTH CAROLINA: Grabbed a **team-best and tied his career high with 10 rebounds**, including six offensive boards.
- @ KENTUCKY: For the second time, did not miss a shot in scoring 13 points ... (**4-of-4 FG; 1-1 3PT; 4-4 FT**).
- FLORIDA: Only scored five points, but hit a 3-pointer to open the second half and later had a dunk in the Hogs 17-2 run to open the half.
- GEORGIA: Led the team with seven rebounds (six in the second half) and scored nine points (all in the second half)



NATIONAL RECRUITING RANKINGS

- #25 on the SI99 All-American list
- ESPN ★★★★★ #11 nation #4 SF
- 247Composite ★★★★★ #18 nation #7 SF
- 247Sports ★★★★★ #19 nation #7 SF
- Rivals ★★★★★ #24 nation #7 SF

- Led ARK in Pts:1
- Led ARK in Rebs:3
- Led ARK in Assists:1
- Led ARK in Steals:1
- Led ARK in Blocked Shots:0
- Double-figure Pts:8
- Double-figure Rebs:1
- 20-pt gms - 30-pt gms:0 - 0
- Gms with a 3PT Made:10
- Gms with 3+ Assists:1
- Gms with 3+ Steals:2
- Gms with 3+ Blks:0
- Gms with 5+ Rebs:8

JORDAN WALSH 2022-23 GAME STATS

| Opponent | Date | GS | Min | FG | FGA | Pct | 3FG | 3A | Pct | FT | FTA | Pct | O | D | Tot | Avg | PF | FO | A | TO | Blk | Stl | Pts | Avg | |
|-------------------|----------|----|-----|-----|--------|-----|------|-------|-----|------|-------|-----|------|----|-----|-----|-----|----|---|----|-----|-----|-----|-----|-----|
| NORTH DAKOTA ST. | 11/07/22 | | 18 | 1 | 1.000 | 0 | 0 | 0.000 | 2 | 2 | 1.000 | 0 | 2 | 2 | 2.0 | 5 | 1 | 3 | 0 | 0 | 0 | 0 | 4 | 4.0 | |
| FORDHAM | 11/11/22 | * | 21 | 5 | 7.714 | 0 | 2 | 0.000 | 2 | 3 | .667 | 1 | 3 | 4 | 3.0 | 3 | 0 | 1 | 1 | 0 | 0 | 12 | 8.0 | | |
| SOUTH DAKOTA ST. | 11/16/22 | * | 16 | 4 | 7.571 | 2 | 4 | .500 | 0 | 1 | 1.000 | 0 | 1 | 1 | 2.3 | 0 | 0 | 1 | 1 | 1 | 3 | 10 | 8.7 | | |
| vs Louisville | 11/21/22 | * | 28 | 2 | 6.333 | 2 | 5 | .400 | 1 | 2 | .500 | 0 | 2 | 2 | 2.3 | 3 | 0 | 2 | 2 | 0 | 1 | 7 | 8.3 | | |
| vs Creighton | 11/22/22 | * | 36 | 1 | 5.200 | 1 | 2 | .500 | 2 | 2 | 1.000 | 0 | 3 | 3 | 2.4 | 3 | 0 | 2 | 2 | 0 | 1 | 5 | 7.6 | | |
| vs San Diego St. | 11/23/22 | * | 34 | 3 | 7.429 | 0 | 2 | .000 | 1 | 2 | .500 | 3 | 2 | 5 | 2.8 | 4 | 0 | 2 | 1 | 1 | 0 | 7 | 7.5 | | |
| TROY | 11/28/22 | * | 20 | 1 | 6.167 | 0 | 0 | .000 | 4 | 5 | .800 | 0 | 4 | 4 | 3.0 | 3 | 0 | 0 | 2 | 1 | 2 | 6 | 7.3 | | |
| SAN JOSE ST. | 12/03/22 | * | 17 | 3 | 5.600 | 0 | 0 | .000 | 0 | 0 | .000 | 1 | 2 | 3 | 3.0 | 0 | 0 | 0 | 0 | 1 | 1 | 6 | 7.1 | | |
| UNC GREENSBORO | 12/06/22 | * | 8 | 0 | 2.000 | 0 | 2 | .000 | 0 | 0 | .000 | 0 | 0 | 0 | 2.7 | 1 | 0 | 1 | 1 | 0 | 0 | 0 | 6.3 | | |
| vs Oklahoma | 12/10/22 | * | 31 | 5 | 9.556 | 2 | 5 | .400 | 0 | 0 | .000 | 2 | 1 | 3 | 2.7 | 0 | 0 | 1 | 0 | 1 | 2 | 12 | 6.9 | | |
| vs Bradley | 12/17/22 | * | 28 | 7 | 7.1000 | 1 | 1 | 1.000 | 3 | 4 | .750 | 0 | 3 | 3 | 2.7 | 5 | 2 | 1 | 0 | 0 | 4 | 18 | 7.9 | | |
| UNC ASHEVILLE | 12/21/22 | * | 19 | 1 | 2.500 | 0 | 0 | .000 | 2 | 2 | 1.000 | 0 | 4 | 4 | 2.8 | 4 | 0 | 1 | 1 | 0 | 2 | 4 | 7.6 | | |
| at LSU | 12/28/22 | * | 32 | 6 | 14.429 | 1 | 8 | .125 | 0 | 0 | .000 | 3 | 6 | 9 | 3.3 | 4 | 0 | 0 | 2 | 2 | 2 | 13 | 8.0 | | |
| MISSOURI | 01/04/23 | * | 27 | 3 | 6.500 | 0 | 2 | .000 | 0 | 0 | .000 | 3 | 4 | 7 | 3.6 | 4 | 0 | 2 | 1 | 0 | 1 | 6 | 7.9 | | |
| at Auburn | 01/07/23 | * | 32 | 2 | 10.200 | 0 | 3 | .000 | 2 | 4 | .500 | 4 | 6 | 10 | 4.0 | 4 | 0 | 2 | 2 | 1 | 0 | 6 | 7.7 | | |
| ALABAMA | 01/11/23 | * | 17 | 1 | 5.200 | 0 | 1 | .000 | 0 | 0 | .000 | 0 | 2 | 2 | 3.9 | 2 | 0 | 0 | 0 | 0 | 0 | 2 | 7.4 | | |
| at Vanderbilt | 01/14/23 | * | 17 | 0 | 6.000 | 0 | 3 | .000 | 0 | 0 | .000 | 0 | 2 | 2 | 3.8 | 3 | 0 | 2 | 1 | 1 | 0 | 0 | 6.9 | | |
| at Missouri | 01/18/23 | * | 13 | 4 | 4.1000 | 2 | 2 | 1.000 | 2 | 2 | 1.000 | 0 | 2 | 2 | 3.7 | 5 | 1 | 0 | 1 | 0 | 0 | 12 | 7.2 | | |
| OLE MISS | 01/21/23 | * | 40 | 5 | 9.556 | 2 | 4 | .500 | 1 | 3 | .333 | 1 | 6 | 7 | 3.8 | 1 | 0 | 0 | 3 | 0 | 1 | 13 | 7.5 | | |
| LSU | 01/24/23 | * | 25 | 2 | 6.333 | 0 | 1 | .000 | 0 | 0 | .000 | 0 | 1 | 1 | 3.7 | 2 | 0 | 0 | 1 | 0 | 0 | 4 | 7.4 | | |
| at Baylor | 01/28/23 | * | 18 | 2 | 4.500 | 0 | 0 | .000 | 0 | 0 | .000 | 0 | 1 | 1 | 3.6 | 5 | 1 | 0 | 1 | 2 | 1 | 4 | 7.2 | | |
| TEXAS A&M | 01/31/23 | * | 27 | 4 | 8.500 | 1 | 2 | .500 | 3 | 4 | .750 | 3 | 4 | 7 | 3.7 | 3 | 0 | 1 | 2 | 0 | 1 | 12 | 7.4 | | |
| at South Carolina | 02/04/23 | * | 33 | 2 | 6.333 | 0 | 1 | .000 | 0 | 0 | .000 | 6 | 4 | 10 | 4.0 | 2 | 0 | 1 | 1 | 1 | 0 | 4 | 7.3 | | |
| at Kentucky | 02/07/23 | * | 22 | 4 | 4.1000 | 1 | 1 | 1.000 | 4 | 4 | 1.000 | 1 | 0 | 1 | 3.9 | 4 | 0 | 0 | 0 | 1 | 0 | 13 | 7.5 | | |
| MISSISSIPPI ST. | 02/11/23 | * | 23 | 1 | 3.333 | 0 | 2 | .000 | 0 | 0 | .000 | 1 | 0 | 1 | 3.8 | 0 | 0 | 1 | 0 | 1 | 2 | 2 | 7.3 | | |
| at Texas A&M | 02/15/23 | * | 30 | 3 | 6.500 | 0 | 1 | .000 | 2 | 2 | 1.000 | 1 | 4 | 5 | 3.8 | 5 | 1 | 1 | 1 | 0 | 0 | 8 | 7.3 | | |
| FLORIDA | 02/18/23 | * | 13 | 2 | 4.500 | 1 | 1 | 1.000 | 0 | 0 | .000 | 1 | 1 | 2 | 3.8 | 1 | 0 | 1 | 1 | 0 | 0 | 5 | 7.2 | | |
| GEORGIA | 02/21/23 | * | 21 | 2 | 6.333 | 1 | 3 | .333 | 4 | 5 | .800 | 0 | 7 | 7 | 3.9 | 3 | 0 | 0 | 0 | 0 | 2 | 9 | 7.3 | | |
| Totals | | | 20 | 666 | 76 | 166 | .458 | 17 | 58 | .293 | 35 | 47 | .745 | 32 | 77 | 109 | 3.9 | 79 | 6 | 25 | 28 | 14 | 26 | 204 | 7.3 |

WALSH'S PERSONAL BESTS

- **POINTS**
Season: 18 vs Bradley (12/17/22)
SEC: 13 (2x) LAST vs Ole Miss (01/21/23)
- **FG MADE**
Season: 7 vs Bradley (12/17/22)
SEC: 6 at LSU (12/28/22)
- **FG ATTEMPTED**
Season: 14 at LSU (12/28/22)
SEC: 14 at LSU (12/28/22)
- **3-POINT FG MADE**
Season: 2 (5x) LAST vs Ole Miss (01/21/23)
SEC: 2 (2x) LAAT vs Ole Miss (01/21/23)
- **3-PT FG ATTEMPTS**
Season: 5 (2x) LAST vs Oklahoma (12/10/22)
SEC: 8 at LSU (12/28/22)
- **FT MADE**
Season: 4 vs Troy (11/28/22)
SEC: 3 vs Texas A&M (01/31/23)
- **FT ATTEMPTED**
Season: 5 vs Troy (11/28/22)
SEC: 4 (2x) LAST vs Texas A&M (01/31/23)
- **REBOUNDS**
Season: 10 (2x) LAST at South Carolina (02/04/23)
SEC: 10 (2x) LAST at S. Carolina (02/04/23)
- **ASSISTS**
Season: 3 vs North Dakota State (11/07/22)
SEC: 2 (3x) LAST at Vanderbilt (01/14/23)
- **STEALS**
Season: 4 vs Bradley (12/17/22)
SEC: 2 (3x) LAST vs Georgia (02/23/23)
- **BLOCKED SHOTS**
Season: 2 (2x) LAST at Baylor (01/28/23)
SEC: 2 at LSU (12/28/22)
- **MINUTES**
Season: 40:00 vs Ole Miss (01/21/23)
SEC: 40:00 vs Ole Miss (01/21/23)

JORDAN WALSH CAREER STATISTICS

| Year | GP | GS | Min | Avg | FG | FGA | Pct | 3FG | 3FGA | Pct | FT | FTA | Pct | Off | Def | Tot | Avg | PF | FO | Ast | TO | Blk | Stl | Pts | Avg |
|---------|----|----|-----|------|----|-----|------|-----|------|------|----|-----|------|-----|-----|-----|-----|----|----|-----|----|-----|-----|-----|-----|
| 2022-23 | 28 | 20 | 666 | 23.8 | 76 | 166 | .458 | 17 | 58 | .293 | 35 | 47 | .745 | 32 | 77 | 109 | 3.9 | 79 | 6 | 25 | 28 | 14 | 26 | 204 | 7.3 |

15

MAKHI MITCHELL

F/C | Sr. | 6-9 | 230 | Washington, D.C. | Woodrow Wilson HS / Rhode Island

@MoTheKid03

@thats_khi

Including 2022-23, has **TWO** years of collegiate eligibility
 Major: Food, Nutrition & Health
 Born on Jan. 31, 2000 in Washington, D.C.
 The son of Maria Mitchell



DOUBLE-DOUBLES (10)

SOPHOMORE (at URI) (1)
 12/02/20 • SETON HALL 11 pts 11 reb

JUNIOR (at URI) (7)
 11/12/21 • BRYANT 11 pts 18 reb
 11/27/21 • GEORGIA STATE 10 pts 12 reb
 12/13/21 • at Milwaukee 16 pts 10 reb
 01/28/22 • at Dayton 12 pts 11 reb
 02/05/22 • UMASS 13 pts 13 reb
 02/12/22 • DAVIDSON 16 pts 11 reb
 02/19/22 • at George Washington 13 pts 10 reb

SENIOR (at ARK) (2)
 12/06/22 • UNC GREENSBORO 13 pts 14 reb
 02/18/23 • FLORIDA 10 pts 10 reb

Makhi (Ma-KAI) Mitchell joined the Razorback squad with his twin Makhel for 2022-23 after playing two seasons at Rhode Island and one at Maryland ... Has two seasons of eligibility remaining ... Is the older of the twins by two minutes.

- After just three blocked shots in games 1-6 ... **Has 36 blocked shots in the last 22 games**
- **Has a blocked shot in 19 of his last 22 including 3 vs Texas A&M and 3 vs LSU**
- **Had 14 rebounds vs UNCG, 12 at LSU & 10 vs FLA • 8 other gms with at least 8 rebs**
- **ON A PER 40 MINUTES BASIS, AVERAGES: 14.3 pts • 11.6 reb • 2.7 BLK**

2022-23 HIGHLIGHTS:

- NORTH DAKOTA STATE: Made 4-of-5 FG and **tied his career high with three steals**.
- LOUISVILLE: Tied his brother for the team lead with a season-high six rebounds.
- TROY: Was bright spot for Arkansas in the first half with 10 points and nine rebounds as the Hogs trailed 33-31 ... Finished with a **season-high 14 points** (6-of-8 FG) with nine rebounds (all in the first half) and three blocked shots.
- UNCG: Had his **first double-double as a Razorback** with 13 points (4-of-5 FG; 5-of-7 FT) and 14 rebounds (all defensive) ... Added a season-high four blocked shots with two steals.
- OKLAHOMA: Had 10 points and a game-high six rebounds with a steal and two blocked shots ... Handed out a season-high four assists.
- UNCA: Scored 9 pts (4-of-5 FG) with three assists and three blocked shots
- @ LSU: Had 12 rebounds and eight points with three blocked shots ... Held KJ Williams to just 8 points (Williams entered the game averaging 19.3 ppg).
- @ VANDY: Just missed a double-double with 11 points and 8 rebounds ... **Took and made his first 3-point shot of the year**.
- @ MISSOURI: Tied for the team lead with nine rebounds ... Made 5-of-6 at the line.
- LSU: Scored 10 points and led the team with eight rebounds ... For the second time vs LSU this season, had three blocked shots.
- @ KENTUCKY: Grabbed a game-high nine rebounds and added two assists.
- @ TEXAS A&M: Led Arkansas with nine rebounds and scored 11 points (4-of-4 FG, 3-of-4 FT) ... Added two blocked shots.
- FLORIDA: Posted his **second double-double as a Razorback** with 10 points and 10 rebounds ... Was a team-best +27 in 20 minutes played ... Scored a team-best six points in a 17-4 run to open the second half.



- **Led his team in Pts (ARK): 4 (0)**
- **Led his team in Rebs (ARK): 29 (12)**
- **Led his team in Assists (ARK): 5 (1)**
- **Led his team in Blk Shots (ARK): 22 (8)**
- **Double-figure Pts (ARK): 27 (8)**
- **Double-figure Rebs (ARK): 13 (3)**
- **20-pt gms - 30-pt gms (ARK): 0 - 0**
- **Gms with a 3PT Made (ARK): 7 (1)**
- **Gms with 3+ Assists (ARK): 9 (3)**
- **Gms with 3+ Blks (ARK): 10 (4)**
- **Gms with 3+ Steals (ARK): 5 (3)**
- **Gms with 5+ Rebs (ARK): 42 (15)**

MAKHI'S PERSONAL BESTS

POINTS
 Season: 14 vs Troy (11/28/22)
 Career: 19 vs American Int'l (01/02/22)
 SEC: 11 at Vanderbilt (01/14/23)

FG MADE
 Season: 6 vs Troy (11/28/22)
 Career: 7 (2x) last Am International (01/02/22)
 SEC: 4 at Vanderbilt (01/14/23)

FG ATTEMPTED
 Season: 8 vs Troy (11/28/22)
 Career: 12 at VCU (02/08/22)
 SEC: 7 at Vanderbilt (01/14/23)

3-POINT FG MADE
 Season: 1 at Vanderbilt (01/14/23)
 Career: 1 (8x) LAST at Vanderbilt (01/14/23)
 SEC: 1 at Vanderbilt (01/14/23)

3-PT FG ATTEMPTS
 Season: 1 at Vanderbilt (01/14/23)
 Career: 3 at Saint Joseph's (03/05/22)
 SEC: 1 at Vanderbilt (01/14/23)

FT MADE
 Season: 5 (2x) LAST at Missouri (01/18/23)
 Career: 8 vs George Mason (11/22/19)
 SEC: 5 at Missouri (01/18/23)

FT ATTEMPTED
 Season: 7 vs UNC Greensboro (12/06/22)
 Career: 12 (2x) last vs G. Washington (01/22/22)
 SEC: 6 (2x) LAST at Missouri (01/18/23)

REBOUNDS
 Season: 14 vs UNC Greensboro (12/06/22)
 Career: 18 vs Bryant (11/21/21)
 SEC: 12 at LSU (12/28/22)

ASSISTS
 Season: 4 (2x) LAST vs Georgia (02/21/23)
 Career: 8 at UMass (01/15/22)
 SEC: 4 vs Georgia (02/21/23)

STEALS
 Season: 3 (3x) LAST vs UNCA Asheville (12/21/22)
 Career: 3 (5x) LAST vs UNCA (12/21/22)
 SEC: 1 (3x) LAST vs Texas A&M (01/31/23)

BLOCKED SHOTS
 Season: 4 vs UNC Greensboro (12/06/22)
 Career: 6 vs Saint Louis (03/03/22)
 SEC: 3 (3x) LAST vs Texas A&M (01/31/23)

MINUTES
 Season: 35:53 at LSU (12/28/22)
 Career: 30:39 at Geo Washington (02/19/22)
 SEC: 35:53 at LSU (12/28/22)

MAKHI MITCHELL 2022-23 GAME STATS

| Opponent | Date | GS | Min | FG | FGA | Pct | 3FG | 3A | Pct | FT | FTA | Pct | O | D | Tot | Avg | PF | FO | A | TO | Blk | Stl | Pts | Avg | |
|-------------------|----------|----|-----|-----|-----|-------|------|----|-------|-------|-----|-------|------|----|-----|-----|-----|----|---|----|-----|-----|-----|-----|-----|
| NORTH DAKOTA ST. | 11/07/22 | * | 20 | 4 | 5 | .800 | 0 | 0 | .000 | 0 | 0 | .000 | 1 | 3 | 4 | 4.0 | 4 | 0 | 1 | 0 | 0 | 3 | 8 | 8.0 | |
| FORDHAM | 11/11/22 | * | 26 | 4 | 7 | .571 | 0 | 0 | .000 | 0 | 0 | .000 | 2 | 2 | 4 | 4.0 | 3 | 0 | 2 | 0 | 2 | 3 | 8 | 8.0 | |
| SOUTH DAKOTA ST. | 11/16/22 | * | 15 | 2 | 5 | .400 | 0 | 0 | .000 | 1 | 3 | .333 | 1 | 3 | 4 | 4.0 | 3 | 0 | 3 | 2 | 0 | 1 | 5 | 7.0 | |
| vs Louisville | 11/21/22 | * | 18 | 2 | 3 | .667 | 0 | 0 | .000 | 1 | 2 | .500 | 3 | 3 | 6 | 4.5 | 3 | 0 | 1 | 2 | 1 | 0 | 5 | 6.5 | |
| vs Creighton | 11/22/22 | * | 8 | 1 | 2 | .500 | 0 | 0 | .000 | 0 | 0 | .000 | 1 | 0 | 1 | 3.8 | 3 | 0 | 0 | 2 | 0 | 1 | 2 | 5.6 | |
| vs San Diego St. | 11/23/22 | * | 11 | 0 | 0 | .000 | 0 | 0 | .000 | 2 | 2 | 1.000 | 0 | 3 | 3 | 3.7 | 1 | 0 | 0 | 0 | 0 | 1 | 2 | 5.0 | |
| TROY | 11/28/22 | * | 28 | 6 | 8 | .750 | 0 | 0 | .000 | 2 | 2 | 1.000 | 4 | 5 | 9 | 4.4 | 2 | 0 | 0 | 2 | 3 | 0 | 14 | 6.3 | |
| SAN JOSE ST. | 12/03/22 | * | 12 | 4 | 6 | .667 | 0 | 0 | .000 | 0 | 1 | .000 | 2 | 2 | 4 | 4.4 | 1 | 0 | 0 | 1 | 1 | 1 | 8 | 6.5 | |
| UNC GREENSBORO | 12/06/22 | * | 32 | 4 | 5 | .800 | 0 | 0 | .000 | 5 | 7 | .714 | 0 | 14 | 14 | 5.4 | 2 | 0 | 1 | 0 | 4 | 2 | 13 | 7.2 | |
| vs Oklahoma | 12/10/22 | * | 22 | 5 | 8 | .625 | 0 | 0 | .000 | 0 | 0 | .000 | 0 | 6 | 6 | 5.5 | 2 | 0 | 4 | 0 | 2 | 1 | 10 | 7.5 | |
| vs Bradley | 12/17/22 | * | 17 | 3 | 5 | .600 | 0 | 0 | .000 | 0 | 0 | .000 | 1 | 2 | 3 | 5.3 | 5 | 1 | 2 | 2 | 1 | 2 | 6 | 7.4 | |
| UNC ASHEVILLE | 12/21/22 | * | 15 | 4 | 5 | .800 | 0 | 0 | .000 | 1 | 4 | .250 | 0 | 1 | 1 | 4.9 | 2 | 0 | 3 | 0 | 2 | 3 | 9 | 7.5 | |
| at LSU | 12/28/22 | * | 36 | 3 | 5 | .600 | 0 | 0 | .000 | 2 | 3 | .667 | 2 | 10 | 12 | 5.5 | 3 | 0 | 1 | 1 | 3 | 0 | 8 | 7.5 | |
| MISSOURI | 01/04/23 | * | 15 | 4 | 7 | .571 | 0 | 0 | .000 | 0 | 0 | .000 | 3 | 4 | 7 | 5.6 | 3 | 0 | 0 | 1 | 2 | 0 | 8 | 7.6 | |
| at Auburn | 01/07/23 | * | 22 | 3 | 4 | .750 | 0 | 0 | .000 | 0 | 3 | .000 | 1 | 6 | 7 | 5.7 | 2 | 0 | 0 | 1 | 2 | 0 | 6 | 7.5 | |
| ALABAMA | 01/11/23 | * | 27 | 3 | 5 | .600 | 0 | 0 | .000 | 4 | 6 | .667 | 3 | 2 | 5 | 5.6 | 5 | 1 | 1 | 3 | 0 | 1 | 10 | 7.6 | |
| at Vanderbilt | 01/14/23 | * | 22 | 4 | 7 | .571 | 1 | 1 | 1.000 | 2 | 4 | .500 | 3 | 5 | 8 | 5.8 | 5 | 1 | 0 | 0 | 1 | 0 | 11 | 7.8 | |
| at Missouri | 01/18/23 | * | 36 | 1 | 3 | .333 | 0 | 0 | .000 | 5 | 6 | .833 | 1 | 8 | 9 | 5.9 | 5 | 1 | 1 | 2 | 1 | 0 | 7 | 7.8 | |
| OLE MISS | 01/21/23 | * | 16 | 1 | 1 | 1.000 | 0 | 0 | .000 | 2 | 2 | 1.000 | 0 | 2 | 2 | 5.7 | 2 | 0 | 1 | 0 | 1 | 1 | 4 | 7.6 | |
| LSU | 01/24/23 | * | 28 | 4 | 6 | .667 | 0 | 0 | .000 | 2 | 2 | 1.000 | 3 | 5 | 8 | 5.9 | 2 | 0 | 1 | 3 | 3 | 0 | 10 | 7.7 | |
| at Baylor | 01/28/23 | * | 16 | 2 | 2 | 1.000 | 0 | 0 | .000 | 0 | 0 | .000 | 1 | 3 | 4 | 5.8 | 5 | 1 | 1 | 1 | 1 | 0 | 4 | 7.5 | |
| TEXAS A&M | 01/31/23 | * | 15 | 3 | 5 | .600 | 0 | 0 | .000 | 0 | 0 | .000 | 1 | 4 | 5 | 5.7 | 3 | 0 | 0 | 0 | 3 | 1 | 6 | 7.5 | |
| at South Carolina | 02/04/23 | * | 5 | 1 | 2 | .500 | 0 | 0 | .000 | 0 | 0 | .000 | 1 | 1 | 2 | 5.6 | 0 | 0 | 0 | 0 | 0 | 0 | 2 | 7.2 | |
| at Kentucky | 02/07/23 | * | 26 | 1 | 1 | 1.000 | 0 | 0 | .000 | 2 | 2 | 1.000 | 3 | 6 | 9 | 5.7 | 2 | 0 | 2 | 0 | 0 | 1 | 4 | 7.1 | |
| MISSISSIPPI ST. | 02/11/23 | * | 11 | 3 | 3 | 1.000 | 0 | 0 | .000 | 0 | 1 | .000 | 1 | 3 | 4 | 5.6 | 5 | 1 | 0 | 0 | 1 | 0 | 6 | 7.0 | |
| at Texas A&M | 02/15/23 | * | 26 | 4 | 4 | 1.000 | 0 | 0 | .000 | 3 | 4 | .750 | 3 | 6 | 9 | 5.8 | 3 | 0 | 1 | 0 | 2 | 0 | 11 | 7.2 | |
| FLORIDA | 02/18/23 | * | 20 | 5 | 7 | .714 | 0 | 0 | .000 | 0 | 0 | .000 | 2 | 8 | 10 | 5.9 | 1 | 0 | 1 | 1 | 2 | 1 | 10 | 7.3 | |
| GEORGIA | 02/21/23 | * | 24 | 3 | 4 | .750 | 0 | 0 | .000 | 1 | 1 | 1.000 | 1 | 4 | 5 | 5.9 | 2 | 0 | 4 | 0 | 1 | 1 | 7 | 7.3 | |
| Totals | | | 27 | 569 | 84 | 125 | .672 | 1 | 1 | 1.000 | 35 | 55 | .636 | 44 | 121 | 165 | 5.9 | 79 | 6 | 31 | 24 | 39 | 24 | 204 | 7.3 |

MAKHI MITCHELL CAREER STATISTICS

| Year | GP | GS | Min | Avg | FG | FGA | Pct | 3FG | 3FGA | Pct | FT | FTA | Pct | Off | Def | Tot | Avg | PF | FO | Ast | TO | Blk | Stl | Pts | Avg |
|---------------|----|----|------|------|-----|-----|------|-----|------|-------|-----|-----|------|-----|-----|-----|-----|-----|----|-----|-----|-----|-----|-----|-----|
| 2019-20 (MD) | 12 | 6 | 111 | 9.2 | 12 | 34 | .353 | 0 | 0 | .000 | 12 | 22 | .545 | 10 | 29 | 39 | 3.3 | 19 | 0 | 2 | 8 | 8 | 2 | 36 | 3.0 |
| 2020-21 (URI) | 7 | 2 | 112 | 16.1 | 12 | 26 | .462 | 0 | 0 | .000 | 17 | 28 | .607 | 6 | 28 | 34 | 4.9 | 22 | 1 | 2 | 10 | 4 | 4 | 41 | 5.9 |
| 2021-22 (URI) | 31 | 27 | 749 | 24.1 | 121 | 232 | .522 | 7 | 23 | .304 | 59 | 113 | .522 | 50 | 175 | 225 | 7.3 | 91 | 2 | 48 | 87 | 43 | 30 | 308 | 9.9 |
| 2022-23 (ARK) | 28 | 27 | 569 | 20.3 | 84 | 125 | .672 | 1 | 1 | 1.000 | 35 | 55 | .636 | 44 | 121 | 165 | 5.9 | 79 | 6 | 31 | 24 | 39 | 24 | 204 | 7.3 |
| CAREER | 78 | 62 | 1541 | 19.8 | 229 | 417 | .549 | 8 | 24 | .333 | 123 | 218 | .564 | 110 | 353 | 463 | 5.9 | 211 | 9 | 83 | 129 | 94 | 60 | 589 | 7.6 |

20 KAMANI JOHNSON

F | Sr. | 6-7 | 230 | Brooklyn, N.Y. | Holy Spirit (Ga.) Prep School / Little Rock

[@KamaniJohnson20](#)

[@kamani_johnson](#)

Including 2022-23, has **ONE** year of collegiate eligibility
Major: Communications - **Spring 2023 Graduate**
Born on Mar. 10, 2000 in Brooklyn, N.Y.
The son of Makini Campbell



DOUBLE-DOUBLES (4)

SOPHOMORE @ LITTLE ROCK (2)

| | | |
|----------------------------|--------|--------|
| 11/27/19 • ALCORN STATE | 17 pts | 12 reb |
| 01/02/20 • TEXAS STATE | 15 pts | 10 reb |
| 01/04/20 • UT ARLINGTON | 30 pts | 13 reb |
| 02/22/20 • at Arkansas St. | 32 pts | 16 reb |

^ - Back-to-Back games

Played his first two seasons at Little Rock ... Sat out 2020-21 at Arkansas as a transfer ... Played 26 games with one start for the Razorbacks in 2021-22 ... Was **third team All-Sun Belt in 2020** ... Among the Sun Belt and NCAA leaders in rebounding and free throws attempted.

• Brings high energy and toughness off the bench ... Great offensive rebounder with a knack for drawing free throw attempts ... A solid defender and excellent passer for a big man (although he only has three assists this season ... two in his last game) ... Has only committed five turnovers (three on one game early in the season)

2022-23 HIGHLIGHTS:

- SAN DIEGO STATE: After playing just 22 minutes with zero points through the first five games, made a huge impact **playing the final 19:07 in the come-from-behind win** ... Checked in at the 14:25 mark and the Hogs were down 11 (45-34) ... **Tied the game with a tip-in at the buzzer to force overtime** ... Finished the game with seven points, seven rebounds and two steals with a +14 ... Had four points, four rebounds and two steals in overtime - **sealed the win two free throws with tree seconds left in OT and stole the inbound pass for the four-point win.**
- TROY: Saw his most playing time as a Razorback with 32:29 minutes and was second-best on the team at +14.
- OKLAHOMA: Was +7 in 15:44 played with five rebounds (three offensive), five points, one assist, one steal and one blocked shot.
- UNCA: **Perhaps his best overall game of the season** ... Had seven points and seven rebounds (five offensive) with three steals and two assists
- MISSOURI: Provided a bug spark off the bench ... **Pulled down a team-best and season-high eight rebounds** ... Drew six fouls.
- @ AUBURN: Had five rebounds and led the team with two steals.



- Led his team in Pts (ARK): 5 (0)
- Led his team in Rebs (ARK): 14 (4)
- Led his team in Assists (ARK): 7 (0)
- Led his tm in PT•REB Same Gm (ARK): 3 (0)
- Led his tm in P•R•A Same Gm (ARK): 2 (0)
- Double-figure Pts (ARK): 20 (0)
- Double-figure Rebs (ARK): 7 (0)
- 20-pt gms (ARK): 3 (0)
- 30-pt gms (ARK): 2 (0)
- Gms with a 3PT Made (ARK): 0 (0)
- Gms with 3+ Assists (ARK): 17 (0)
- Gms with 5+ Rebs (ARK): 46 (9)

JOHNSON'S PERSONAL BESTS

POINTS

Season: 8 vs Troy (11/28/22)
Career: 32 at Arkansas State (02/22/20)
SEC: 7 (2x) last vs Miss State (02/05/22)

FG MADE

Season: 2 vs San Diego State (11/23/22)
Career: 9 at Arkansas State (02/22/20)
SEC: 3 vs Mississippi State (02/05/22)

FG ATTEMPTED

Season: 3 vs Troy (11/28/22)
Career: 13 at Memphis (11/20/19)
SEC: 5 vs Mississippi State (02/05/22)

3-PT FG ATT

Season: --
Career: 1 (2x) last at Memphis (11/20/19)
SEC: --

FT MADE

Season: 3 vs San Diego State (11/23/22)
Career: 14 at Arkansas State (02/22/20)
SEC: 5 at Texas A&M (01/08/22)

FT ATTEMPTED

Season: 6 vs Troy (11/28/22)
Career: 16 at Arkansas State (02/22/20)
SEC: 8 at Tennessee (03/05/22)

REBOUNDS

Season: 8 vs Missouri (01/04/23)
Career: 20 at Arkansas State (02/22/20)
SEC: 8 (2x) last at Tennessee (03/05/22)

ASSISTS

Season: 1 (4x) LAST vs LSU (01/24/23)
Career: 6 vs App State (02/01/20)
SEC: 2 vs Mississippi State (02/05/22)

STEALS

Season: 3 vs UNC Asheville (12/21/22)
Career: 3 (2x) vs UNCA (12/21/22)
SEC: 2 at Auburn (01/07/23)

BLOCKED SHOTS

Season: 1 (3x) LAST at Vanderbilt (01/14/23)
Career: 3 vs Elon (12/21/21)
SEC: 1 (2x) LAST at Vanderbilt (01/14/23)

MINUTES

Season: 32:29 vs Troy (11/28/22)
Career: 38:42 vs UT Arlington (01/04/20)
SEC: 30:29 at Missouri (01/18/23)

KAMANI JOHNSON 2022-23 GAME STATS

| Opponent | Date | GS | Min | FG | FGA | Pct | 3FG | 3A | Pct | FT | FTA | Pct | O | D | Tot | Avg | PF | FO | A | TO | Blk | Stl | Pts | Avg |
|-------------------|----------|---------|-----|----|-----|-------|-----|----|------|----|-----|-------|----|----|-----|-----|----|----|---|----|-----|-----|-----|-----|
| NORTH DAKOTA ST. | 11/07/22 | * | 10 | 0 | 0 | .000 | 0 | 0 | .000 | 0 | 0 | .000 | 0 | 0 | 0 | 0.0 | 2 | 0 | 0 | 1 | 0 | 1 | 0 | 0.0 |
| FORDHAM | 11/11/22 | | 3 | 0 | 1 | .000 | 0 | 0 | .000 | 0 | 2 | .000 | 1 | 0 | 1 | 0.5 | 0 | 0 | 0 | 0 | 0 | 0 | 0 | 0.0 |
| SOUTH DAKOTA ST. | 11/16/22 | | 9 | 1 | 3 | .333 | 0 | 0 | .000 | 0 | 0 | .000 | 3 | 1 | 4 | 1.7 | 3 | 0 | 0 | 3 | 0 | 1 | 2 | 0.7 |
| vs Louisville | 11/21/22 | DNP | | | | | | | | | | | | | | | | | | | | | | |
| vs Creighton | 11/22/22 | DNP | | | | | | | | | | | | | | | | | | | | | | |
| vs San Diego St. | 11/23/22 | | 19 | 2 | 2 | 1.000 | 0 | 0 | .000 | 3 | 5 | .600 | 4 | 3 | 7 | 3.0 | 3 | 0 | 0 | 1 | 0 | 2 | 7 | 2.3 |
| TROY | 11/28/22 | | 32 | 1 | 3 | .333 | 0 | 0 | .000 | 6 | 8 | .750 | 0 | 3 | 3 | 3.0 | 2 | 0 | 0 | 0 | 0 | 1 | 8 | 3.4 |
| SAN JOSE ST. | 12/03/22 | | 3 | 0 | 0 | .000 | 0 | 0 | .000 | 0 | 0 | .000 | 0 | 0 | 0 | 2.5 | 1 | 0 | 0 | 0 | 0 | 1 | 0 | 2.8 |
| UNC GREENSBORO | 12/06/22 | | 9 | 0 | 1 | .000 | 0 | 0 | .000 | 1 | 2 | .500 | 1 | 4 | 5 | 2.9 | 0 | 0 | 0 | 1 | 0 | 1 | 1 | 2.6 |
| vs Oklahoma | 12/10/22 | | 15 | 2 | 3 | .667 | 0 | 0 | .000 | 1 | 1 | 1.000 | 3 | 2 | 5 | 3.1 | 2 | 0 | 1 | 0 | 1 | 1 | 5 | 2.9 |
| vs Bradley | 12/17/22 | | 12 | 1 | 1 | 1.000 | 0 | 0 | .000 | 0 | 0 | .000 | 1 | 1 | 2 | 3.0 | 2 | 0 | 0 | 0 | 1 | 0 | 2 | 2.8 |
| UNC ASHEVILLE | 12/21/22 | | 22 | 3 | 6 | .500 | 0 | 0 | .000 | 1 | 2 | .500 | 5 | 2 | 7 | 3.4 | 2 | 0 | 2 | 0 | 0 | 3 | 7 | 3.2 |
| at LSU | 12/28/22 | | 7 | 0 | 0 | .000 | 0 | 0 | .000 | 0 | 0 | .000 | 0 | 0 | 0 | 3.1 | 2 | 0 | 0 | 0 | 0 | 0 | 0 | 2.9 |
| MISSOURI | 01/04/23 | | 20 | 2 | 2 | 1.000 | 0 | 0 | .000 | 1 | 4 | .250 | 3 | 5 | 8 | 3.5 | 3 | 0 | 0 | 0 | 0 | 1 | 5 | 3.1 |
| at Auburn | 01/07/23 | | 20 | 0 | 2 | .000 | 0 | 0 | .000 | 1 | 2 | .500 | 3 | 2 | 5 | 3.6 | 3 | 0 | 0 | 0 | 0 | 2 | 1 | 2.9 |
| ALABAMA | 01/11/23 | | 6 | 0 | 0 | .000 | 0 | 0 | .000 | 0 | 0 | .000 | 0 | 0 | 0 | 3.4 | 2 | 0 | 0 | 0 | 0 | 0 | 0 | 2.7 |
| at Vanderbilt | 01/14/23 | | 8 | 0 | 0 | .000 | 0 | 0 | .000 | 0 | 0 | .000 | 1 | 0 | 1 | 3.2 | 5 | 1 | 0 | 0 | 1 | 0 | 0 | 2.5 |
| at Missouri | 01/18/23 | * | 31 | 2 | 4 | .500 | 0 | 0 | .000 | 3 | 4 | .750 | 3 | 4 | 7 | 3.4 | 5 | 1 | 0 | 1 | 0 | 0 | 7 | 2.8 |
| OLE MISS | 01/21/23 | * | 3 | 0 | 1 | .000 | 0 | 0 | .000 | 0 | 0 | .000 | 0 | 0 | 0 | 3.2 | 2 | 0 | 0 | 0 | 0 | 0 | 0 | 2.6 |
| LSU | 01/24/23 | | 7 | 0 | 0 | .000 | 0 | 0 | .000 | 0 | 0 | .000 | 1 | 0 | 1 | 3.1 | 3 | 0 | 1 | 1 | 1 | 0 | 0 | 2.5 |
| at Baylor | 01/28/23 | | 3 | 0 | 0 | .000 | 0 | 0 | .000 | 0 | 0 | .000 | 0 | 1 | 1 | 3.0 | 1 | 0 | 0 | 0 | 0 | 0 | 0 | 2.4 |
| TEXAS A&M | 01/31/23 | DNP | | | | | | | | | | | | | | | | | | | | | | |
| at South Carolina | 02/04/23 | | 1 | 0 | 0 | .000 | 0 | 0 | .000 | 0 | 0 | .000 | 0 | 0 | 0 | 2.9 | 0 | 0 | 0 | 0 | 1 | 0 | 0 | 2.3 |
| at Kentucky | 02/07/23 | DNP | | | | | | | | | | | | | | | | | | | | | | |
| MISSISSIPPI ST. | 02/11/23 | DNP | | | | | | | | | | | | | | | | | | | | | | |
| at Texas A&M | 02/15/23 | | 3 | 0 | 0 | .000 | 0 | 0 | .000 | 0 | 0 | .000 | 0 | 0 | 0 | 2.7 | 2 | 0 | 0 | 0 | 0 | 0 | 0 | 2.1 |
| FLORIDA | 02/18/23 | DNP-Inj | | | | | | | | | | | | | | | | | | | | | | |
| GEORGIA | 02/21/23 | DNP-Inj | | | | | | | | | | | | | | | | | | | | | | |
| Totals | | 3 | 243 | 14 | 29 | .483 | 0 | 0 | .000 | 17 | 30 | .567 | 29 | 28 | 57 | 2.7 | 45 | 2 | 4 | 7 | 6 | 13 | 45 | 2.1 |

KAMANI JOHNSON CAREER STATISTICS

| Year | GP | GS | Min | Avg | FG | FGA | Pct | 3FG | 3FGA | Pct | FT | FTA | Pct | Off | Def | Tot | Avg | PF | FO | Ass | TO | Blk | Stl | Pts | Avg |
|----------------|-----|----|------|------|-----|-----|------|-----|------|------|-----|-----|------|-----|-----|-----|-----|-----|----|-----|-----|-----|-----|-----|------|
| 2018-19 (UALR) | 27 | 15 | 519 | 19.2 | 53 | 96 | .552 | 0 | 1 | .000 | 33 | 65 | .508 | 51 | 79 | 130 | 4.8 | 85 | 5 | 37 | 41 | 13 | 14 | 139 | 5.1 |
| 2019-20 (UALR) | 31 | 28 | 860 | 27.7 | 98 | 191 | .513 | 0 | 1 | .000 | 144 | 198 | .727 | 94 | 113 | 207 | 6.7 | 99 | 5 | 68 | 67 | 15 | 23 | 340 | 11.0 |
| 2021-22 (ARK) | 26 | 1 | 203 | 7.8 | 18 | 29 | .621 | 0 | 0 | .000 | 23 | 43 | .535 | 34 | 35 | 69 | 2.7 | 37 | 0 | 7 | 16 | 10 | 6 | 59 | 2.3 |
| 2022-23 (ARK) | 21 | 3 | 243 | 11.6 | 14 | 29 | .483 | 0 | 0 | .000 | 17 | 30 | .567 | 29 | 28 | 57 | 2.7 | 45 | 2 | 4 | 7 | 6 | 13 | 45 | 2.1 |
| CAREER | 105 | 47 | 1825 | 17.4 | 183 | 345 | .530 | 0 | 2 | .000 | 217 | 336 | .646 | 208 | 255 | 463 | 4.4 | 266 | 12 | 116 | 131 | 44 | 56 | 583 | 5.6 |

22

MAKHEL MITCHELL

F/C | Sr. | 6-10 | 240 | Washington, D.C. | Woodrow Wilson HS / Rhode Island

@makhelmitchell

@_kheili

Including 2022-23, has **TWO** years of collegiate eligibility
Major: Food, Nutrition & Health
Born on Jan. 31, 2000 in Washington, D.C.
The son of Maria Mitchell



DOUBLE-DOUBLES (4)

SOPHOMORE (at URI) (3)
01/16/21 • GEORGE MASON ^ 14 pts 10 reb
01/20/21 • at Duquesne ^ 16 pts 11 reb
02/16/21 • DAYTON 16 pts 12 reb

JUNIOR (at URI) (1)
02/08/22 • at VCU 12 pts 10 reb
^ - Consecutive games

Makhel (Ma-Kale) Mitchell joined the Razorback squad with his twin Makhi for 2022-23 after playing two seasons at Rhode Island and one at Maryland ... Has two seasons of eligibility remaining ... Is the younger of the twins by two minutes.

- ON A PER 40 MINUTES BASIS, AVERAGES: 12.8 pts • 10.3 reb and 5.2 BLOCKED SHOTS
- Ranks 6th among active SEC players in career blocked shots (160)
- 4th in the SEC (39th NCAA) in blocked shots (1.82)

| | MIN (Avg) | FG | REB (Avg) | BLK (Avg) | PTS (Avg) |
|----------------|------------|-------------|-----------|-----------|-----------|
| • 1st 11 GMS: | 76 (6.9) | 13-20 (65%) | 23 (2.1) | 9 (0.8) | 33 (3.0) |
| • LAST 11 GMS: | 232 (23.2) | 30-43 (70%) | 55 (5.5) | 31 (3.1) | 66 (6.6) |

2022-23 HIGHLIGHTS:

- LOUISVILLE: Tied his brother with a game and season-high six rebounds ... Also scored a season-high 12 points, making 4-of-5 FG – all four on dunks – and making 4-of-6 at the line.
- SAN DIEGO STATE: Was 3-of-3 from the field (with two dunks) and led the team with two blocked shots.
- UNCA: Was solid in his eight minutes with six points, three rebounds, three blocked shots and a steal.
- ALABAMA: Got his first start of the season ... Had five points and four rebounds ... Made both of his FG attempts (both dunks) and made his only FT attempt ... Rejected two shots and added a steal
- OLE MISS: After not playing at Mizzou the previous game, was having one of his most impactful games of the season ... Only played 21:08 before leaving the game with a foot injury ... Scored four points with five rebounds (SEC high and 2nd-best total of the season), two steals (tying as season high), two blocked shots and an assist.
- @ BAYLOR: After missing a game with a foot injury, provided a big spark off the bench ... Was 1 of 2 players in the positive in +/- at +3 ... Had season highs in minutes (23:05), rebounds (7) and blocked shots (3).
- TEXAS A&M: On his birthday, blocked seven shots (one shy of his career high) with a career-high 13 rebounds ... Added nine points and played a season-high 32:16.
- @ KENTUCKY: Scored a season-high 15 points (7-9 FG) and blocked five shots.
- MISS STATE: Tied for the team lead with six rebounds, was 3-of-3 from the field and blocked three shots.



- Led his tm in Pts (ARK): 13 (0)
- Led his tm in Rebs (ARK): 15 (3)
- Led his tm in Assists (ARK): 8 (0)
- Led his tm in BLK Shots (ARK): 44 (9)
- Double-figure Pts (ARK): 30 (0)
- Double-figure Rebs (ARK): 4 (0)
- 20-pt gms – 30-pt gms (ARK): 3 (0) - 0 (0)
- Gms with a 3PT Made (ARK): 0 (0)
- Gms with 3+ Assists (ARK): 4 (0)
- Gms with 3+ Blks (ARK): 23 (5)
- Gms with 5+ Rebs (ARK): 36 (4)

MAKHEL'S PERSONAL BESTS

POINTS

Season: 15 at Kentucky (02/07/23)
Career: 23 at UMass (01/13/21)
SEC: 15 at Kentucky (02/07/23)

FG MADE

Season: 7 at Kentucky (02/07/23)
Career: 10 at UMass (01/13/21)
SEC: 7 at Kentucky (02/07/23)

FG ATTEMPTED

Season: 9 at Kentucky (02/07/23)
Career: 16 vs Saint Louis (03/02/22)
SEC: 9 at Kentucky (02/07/23)

3-POINT FG MADE

Season: --

Career: --

SEC: --

3-PT FG ATTEMPTS

Season: --

Career: 2 (2x) LAST at Milwaukee (12/13/21)

SEC: --

FT MADE

Season: 4 vs Louisville (11/21/22)
Career: 8 vs George Mason (11/22/19)
SEC: 2 vs Ole Miss (01/21/23)

FT ATTEMPTED

Season: 6 vs Louisville (11/21/22)
Career: 13 (2x) last vs G. Washington (01/22/22)
SEC: 4 vs Ole Miss (01/21/23)

REBOUNDS

Season: 13 vs Texas A&M (01/31/23)
Career: 13 vs Texas A&M (01/31/23)
SEC: 13 vs Texas A&M (01/31/23)

ASSISTS

Season: 3 vs Louisville (11/21/22)
Career: 5 vs Georgia State (11/27/21)
SEC: 1 (2x) LAST vs Ole Miss (01/21/23)

STEALS

Season: 2 (2x) LAST vs Ole Miss (01/21/23)
Career: 3 at Fordham (02/02/22)
SEC: 2 vs Ole Miss (01/21/23)

BLOCKED SHOTS

Season: 7 vs Texas A&M (01/31/23)
Career: 8 vs Boston College (11/21/21)
SEC: 7 vs Texas A&M (01/31/23)

MINUTES

Season: 32:16 vs Texas A&M (01/31/23)
Career: 33:55 at Geo Washington (02/19/22)
SEC: 32:16 vs Texas A&M (01/31/23)

MAKHEL MITCHELL 2022-23 GAME STATS

| Opponent | Date | GS | Min | FG | FGA | Pct | 3FG | 3A | Pct | FT | FTA | Pct | O | D | Tot | Avg | PF | FO | A | TO | Blk | Stl | Pts | Avg |
|-------------------|----------|---------|-----|----|-------|------|-----|------|------|----|-------|------|----|----|-----|-----|----|----|---|----|-----|-----|-----|-----|
| NORTH DAKOTA ST. | 11/07/22 | DNP | | | | | | | | | | | | | | | | | | | | | | |
| FORDHAM | 11/11/22 | 4 | 0 | 1 | .000 | 0 | 0 | .000 | 0 | 0 | .000 | 0 | 0 | 0 | 0.0 | 0 | 0 | 0 | 1 | 0 | 1 | 0 | 0.0 | |
| SOUTH DAKOTA ST. | 11/16/22 | 6 | 0 | 1 | .000 | 0 | 0 | .000 | 0 | 0 | .000 | 0 | 3 | 3 | 1.5 | 2 | 0 | 1 | 1 | 0 | 1 | 0 | 0.0 | |
| vs Louisville | 11/21/22 | 20 | 4 | 5 | .800 | 0 | 0 | .000 | 4 | 6 | .667 | 0 | 6 | 6 | 3.0 | 2 | 0 | 3 | 0 | 2 | 2 | 12 | 4.0 | |
| vs Creighton | 11/22/22 | 7 | 2 | 3 | .667 | 0 | 0 | .000 | 0 | 1 | .000 | 1 | 2 | 3 | 3.0 | 0 | 0 | 0 | 2 | 0 | 0 | 4 | 4.0 | |
| vs San Diego St. | 11/23/22 | 14 | 3 | 3 | 1.000 | 0 | 0 | .000 | 0 | 0 | .000 | 0 | 3 | 3 | 3.0 | 3 | 0 | 0 | 1 | 2 | 0 | 6 | 4.4 | |
| TROY | 11/28/22 | 7 | 1 | 1 | 1.000 | 0 | 0 | .000 | 0 | 0 | .000 | 1 | 1 | 2 | 2.8 | 0 | 0 | 0 | 0 | 0 | 0 | 2 | 4.0 | |
| SAN JOSE ST. | 12/03/22 | 1 | 0 | 1 | .000 | 0 | 0 | .000 | 0 | 0 | .000 | 1 | 0 | 1 | 2.6 | 0 | 0 | 0 | 0 | 0 | 0 | 0 | 3.4 | |
| UNC GREENSBORO | 12/06/22 | DNP | | | | | | | | | | | | | | | | | | | | | | |
| vs Oklahoma | 12/10/22 | DNP | | | | | | | | | | | | | | | | | | | | | | |
| vs Bradley | 12/17/22 | 1 | 0 | 0 | .000 | 0 | 0 | .000 | 0 | 0 | .000 | 0 | 0 | 0 | 2.3 | 0 | 0 | 0 | 0 | 0 | 0 | 0 | 3.0 | |
| UNC ASHEVILLE | 12/21/22 | 8 | 2 | 4 | .500 | 0 | 0 | .000 | 2 | 2 | 1.000 | 1 | 2 | 3 | 2.3 | 1 | 0 | 0 | 2 | 3 | 1 | 6 | 3.3 | |
| at LSU | 12/28/22 | DNP | | | | | | | | | | | | | | | | | | | | | | |
| MISSOURI | 01/04/23 | 1 | 0 | 0 | .000 | 0 | 0 | .000 | 1 | 2 | .500 | 0 | 0 | 0 | 2.1 | 0 | 0 | 0 | 0 | 0 | 0 | 1 | 3.1 | |
| at Auburn | 01/07/23 | 7 | 1 | 1 | 1.000 | 0 | 0 | .000 | 0 | 0 | .000 | 0 | 2 | 2 | 2.1 | 1 | 0 | 0 | 1 | 0 | 0 | 2 | 3.0 | |
| ALABAMA | 01/11/23 | * 22 | 2 | 2 | 1.000 | 0 | 0 | .000 | 1 | 1 | 1.000 | 2 | 2 | 4 | 2.3 | 3 | 0 | 0 | 1 | 2 | 1 | 5 | 3.2 | |
| at Vanderbilt | 01/14/23 | * 17 | 4 | 5 | .800 | 0 | 0 | .000 | 0 | 3 | .000 | 1 | 1 | 2 | 2.2 | 3 | 0 | 1 | 1 | 2 | 0 | 8 | 3.5 | |
| at Missouri | 01/18/23 | DNP | | | | | | | | | | | | | | | | | | | | | | |
| OLE MISS | 01/21/23 | 21 | 1 | 1 | 1.000 | 0 | 0 | .000 | 2 | 4 | .500 | 2 | 3 | 5 | 2.4 | 3 | 0 | 1 | 0 | 2 | 2 | 4 | 3.6 | |
| LSU | 01/24/23 | DNP-Inj | | | | | | | | | | | | | | | | | | | | | | |
| at Baylor | 01/28/23 | 24 | 2 | 3 | .667 | 0 | 0 | .000 | 0 | 0 | .000 | 2 | 5 | 7 | 2.7 | 4 | 0 | 2 | 1 | 3 | 0 | 4 | 3.6 | |
| TEXAS A&M | 01/31/23 | * 32 | 4 | 8 | .500 | 0 | 0 | .000 | 1 | 3 | .333 | 5 | 8 | 13 | 3.4 | 4 | 0 | 0 | 0 | 7 | 1 | 9 | 3.9 | |
| at South Carolina | 02/04/23 | * 19 | 2 | 5 | .400 | 0 | 0 | .000 | 1 | 2 | .500 | 1 | 3 | 4 | 3.4 | 2 | 0 | 0 | 0 | 1 | 0 | 5 | 4.0 | |
| at Kentucky | 02/07/23 | * 29 | 7 | 9 | .778 | 0 | 0 | .000 | 1 | 1 | 1.000 | 0 | 4 | 4 | 3.4 | 4 | 0 | 0 | 0 | 5 | 0 | 15 | 4.6 | |
| MISSISSIPPI ST. | 02/11/23 | * 30 | 3 | 3 | 1.000 | 0 | 0 | .000 | 0 | 2 | .000 | 0 | 6 | 6 | 3.6 | 2 | 0 | 0 | 2 | 3 | 1 | 6 | 4.7 | |
| at Texas A&M | 02/15/23 | * 19 | 2 | 4 | .500 | 0 | 0 | .000 | 0 | 1 | .000 | 0 | 4 | 4 | 3.6 | 5 | 1 | 0 | 2 | 4 | 0 | 4 | 4.7 | |
| FLORIDA | 02/18/23 | 13 | 2 | 2 | 1.000 | 0 | 0 | .000 | 0 | 0 | .000 | 2 | 2 | 4 | 3.6 | 2 | 0 | 0 | 0 | 2 | 0 | 4 | 4.6 | |
| GEORGIA | 02/21/23 | 8 | 1 | 1 | 1.000 | 0 | 0 | .000 | 0 | 0 | .000 | 1 | 3 | 4 | 3.6 | 3 | 0 | 1 | 0 | 0 | 0 | 2 | 4.5 | |
| Totals | | 7 | 310 | 43 | 63 | .683 | 0 | 0 | .000 | 13 | 28 | .464 | 20 | 60 | 80 | 3.6 | 44 | 1 | 9 | 13 | 40 | 10 | 99 | 4.5 |

MAKHEL MITCHELL CAREER STATISTICS

| Year | GP | GS | Min | Avg | FG | FGA | Pct | 3FG | 3FGA | Pct | FT | FTA | Pct | Off | Def | Tot | Avg | PF | FO | Ass | TO | Blk | Stl | Pts | Avg |
|---------------|----|----|------|------|-----|-----|------|-----|------|------|-----|-----|------|-----|-----|-----|-----|-----|----|-----|-----|-----|-----|-----|------|
| 2019-20 (MD) | 10 | 0 | 67 | 6.7 | 4 | 8 | .500 | 0 | 0 | .000 | 2 | 4 | .500 | 8 | 15 | 23 | 2.3 | 9 | 0 | 2 | 3 | 4 | 2 | 10 | 1.0 |
| 2020-21 (URI) | 25 | 23 | 558 | 22.3 | 97 | 186 | .522 | 0 | 2 | .000 | 45 | 96 | .469 | 47 | 92 | 139 | 5.6 | 87 | 7 | 22 | 49 | 42 | 10 | 239 | 9.6 |
| 2021-22 (URI) | 31 | 27 | 821 | 26.5 | 135 | 269 | .502 | 0 | 7 | .000 | 62 | 118 | .525 | 34 | 139 | 173 | 5.6 | 86 | 3 | 40 | 59 | 74 | 23 | 332 | 10.7 |
| 2022-23 (ARK) | 22 | 7 | 310 | 14.1 | 43 | 63 | .683 | 0 | 0 | .000 | 13 | 28 | .464 | 20 | 60 | 80 | 3.6 | 44 | 1 | 9 | 13 | 40 | 10 | 99 | 4.5 |
| CAREER | 88 | 57 | 1756 | 20.0 | 279 | 526 | .530 | 0 | 9 | .000 | 122 | 246 | .496 | 109 | 306 | 415 | 4.7 | 226 | 11 | 73 | 124 | 160 | 45 | 680 | 7.7 |

23

DERRIAN FORD

G | Fr. | 6-3 | 205 | Magnolia, Ark. | Magnolia HS

@thetruthballers

@derrianford2022

Including 2022-23, has **FOUR** years of collegiate eligibility

Major: TBA (Education)

Born on Nov. 14, 2003 in Magnolia, Ark.

The son of Darnell and Tiffani Ford

Made the **University's Dean's List** (3.5-3.99 GPA) for **Fall 2022**.Made the **Department's Honor Roll** (3.5-3.99 GPA) for **Fall 2022**.

- **Two-time Gatorade Arkansas Player of the Year (2021 & '22)**
- **McDonald's High school All-American Nominee**
- Two-time (2021 and 2022) Class 4A Player of the Year by the Arkansas Basketball Coaches Association

2022-23 HIGHLIGHTS:

- **FORDHAM:** Scored his first two collegiate points
- **SOUTH DAKOTA STATE:** Grabbed three rebounds and had a steal in nine minutes.
- **SAN JOSE STATE:** Had three assists and two points in 7:15 played.
- **UNCA:** Dished out two assists with three rebounds.
- **@ MISSOURI:** Saw his most significant minutes of the season ... Scored four points (1-of-1 FG and 2-of-2 FT) in 9:29 played.
- **OLE MISS:** Was the first sub off the bench for the first time this season.
- **GEORGIA:** Had two assists and two rebounds in 3:45.

**NATIONAL RECRUITING RANKINGS**

- **#66 on the SI99 All-American list**
- **247Sports** ★★★★★ **#69 nation** **#11 CG**
- **247Composite** ★★★★★ **#68 nation** **#12 CG**
- **ESPN** ★★★★★ **#71 nation** **#12 SF**
- **Rivals** ★★★★★ **#78 nation** **#16 SG**

DERRIAN FORD 2022-23 GAME STATS

| Opponent | Date | GS | Min | FG | FGA | Pct | 3FG | 3A | Pct | FT | FTA | Pct | O | D | Tot | Avg | PF | FO | A | TO | Blk | Stl | Pts | Avg |
|-------------------|----------|----------|-----------|----------|----------|-------------|----------|----------|-------------|----------|----------|--------------|----------|----------|----------|------------|----------|----------|----------|----------|----------|----------|-----------|------------|
| NORTH DAKOTA ST. | 11/07/22 | 3 | 0 | 1 | .000 | 0 | 0 | .000 | 0 | 0 | .000 | 0 | 0 | 1 | 1 | 1.0 | 0 | 0 | 0 | 0 | 0 | 0 | 0 | 0.0 |
| FORDHAM | 11/11/22 | 5 | 1 | 2 | .500 | 0 | 0 | .000 | 0 | 0 | .000 | 0 | 0 | 0 | 0 | 0.5 | 0 | 0 | 0 | 0 | 0 | 0 | 2 | 1.0 |
| SOUTH DAKOTA ST. | 11/16/22 | 9 | 0 | 0 | .000 | 0 | 0 | .000 | 0 | 0 | .000 | 0 | 3 | 3 | 1.3 | 1 | 0 | 0 | 1 | 0 | 1 | 0 | 0 | 0.7 |
| vs Louisville | 11/21/22 | 4 | 1 | 1 | 1.000 | 0 | 0 | .000 | 0 | 0 | .000 | 0 | 0 | 0 | 1.0 | 1 | 0 | 0 | 0 | 0 | 0 | 0 | 2 | 1.0 |
| vs Creighton | 11/22/22 | DNP | | | | | | | | | | | | | | | | | | | | | | |
| vs San Diego St. | 11/23/22 | DNP | | | | | | | | | | | | | | | | | | | | | | |
| TROY | 11/28/22 | DNP | | | | | | | | | | | | | | | | | | | | | | |
| SAN JOSE ST. | 12/03/22 | 7 | 1 | 1 | 1.000 | 0 | 0 | .000 | 0 | 0 | .000 | 0 | 0 | 0 | 0.8 | 0 | 0 | 3 | 0 | 0 | 0 | 0 | 2 | 1.2 |
| UNC GREENSBORO | 12/06/22 | 1 | 0 | 0 | .000 | 0 | 0 | .000 | 0 | 0 | .000 | 0 | 0 | 0 | 0.7 | 0 | 0 | 0 | 0 | 0 | 0 | 0 | 0 | 1.0 |
| vs Oklahoma | 12/10/22 | DNP | | | | | | | | | | | | | | | | | | | | | | |
| vs Bradley | 12/17/22 | 2 | 0 | 0 | .000 | 0 | 0 | .000 | 0 | 0 | .000 | 0 | 0 | 0 | 0.6 | 0 | 0 | 0 | 1 | 0 | 0 | 0 | 0 | 0.9 |
| UNC ASHEVILLE | 12/21/22 | 9 | 0 | 2 | .000 | 0 | 0 | .000 | 2 | 2 | 1.000 | 0 | 3 | 3 | 0.9 | 0 | 0 | 2 | 0 | 0 | 0 | 0 | 2 | 1.0 |
| at LSU | 12/28/22 | DNP | | | | | | | | | | | | | | | | | | | | | | |
| MISSOURI | 01/04/23 | DNP | | | | | | | | | | | | | | | | | | | | | | |
| at Auburn | 01/07/23 | 1 | 0 | 0 | .000 | 0 | 0 | .000 | 0 | 0 | .000 | 0 | 0 | 0 | 0.8 | 0 | 0 | 0 | 0 | 0 | 0 | 0 | 0 | 0.9 |
| ALABAMA | 01/11/23 | 0 | 0 | 0 | .000 | 0 | 0 | .000 | 0 | 0 | .000 | 0 | 0 | 0 | 0.7 | 0 | 0 | 0 | 0 | 0 | 0 | 0 | 0 | 0.8 |
| at Vanderbilt | 01/14/23 | 3 | 0 | 0 | .000 | 0 | 0 | .000 | 0 | 0 | .000 | 0 | 0 | 0 | 0.6 | 1 | 0 | 0 | 1 | 0 | 0 | 0 | 0 | 0.7 |
| at Missouri | 01/18/23 | 9 | 1 | 1 | 1.000 | 0 | 0 | .000 | 2 | 2 | 1.000 | 0 | 0 | 0 | 0.6 | 1 | 0 | 0 | 1 | 0 | 0 | 0 | 4 | 1.0 |
| OLE MISS | 01/21/23 | 7 | 0 | 1 | .000 | 0 | 1 | .000 | 0 | 0 | .000 | 0 | 0 | 0 | 0.5 | 1 | 0 | 0 | 0 | 0 | 0 | 0 | 0 | 0.9 |
| LSU | 01/24/23 | DNP | | | | | | | | | | | | | | | | | | | | | | |
| at Baylor | 01/28/23 | DNP | | | | | | | | | | | | | | | | | | | | | | |
| TEXAS A&M | 01/31/23 | DNP | | | | | | | | | | | | | | | | | | | | | | |
| at South Carolina | 02/04/23 | DNP | | | | | | | | | | | | | | | | | | | | | | |
| at Kentucky | 02/07/23 | 0 | 0 | 0 | .000 | 0 | 0 | .000 | 0 | 0 | .000 | 0 | 0 | 0 | 0.5 | 0 | 0 | 0 | 0 | 0 | 0 | 0 | 0 | 0.9 |
| MISSISSIPPI ST. | 02/11/23 | DNP | | | | | | | | | | | | | | | | | | | | | | |
| at Texas A&M | 02/15/23 | DNP | | | | | | | | | | | | | | | | | | | | | | |
| FLORIDA | 02/18/23 | 2 | 0 | 0 | .000 | 0 | 0 | .000 | 0 | 0 | .000 | 0 | 0 | 0 | 0.5 | 0 | 0 | 0 | 0 | 0 | 0 | 0 | 0 | 0.8 |
| GEORGIA | 02/21/23 | 4 | 0 | 0 | .000 | 0 | 0 | .000 | 0 | 0 | .000 | 0 | 2 | 2 | 0.6 | 0 | 0 | 2 | 0 | 0 | 0 | 0 | 0 | 0.8 |
| Totals | | 0 | 66 | 4 | 9 | .444 | 0 | 1 | .000 | 4 | 4 | 1.000 | 1 | 8 | 9 | 0.6 | 5 | 0 | 7 | 4 | 0 | 1 | 12 | 0.8 |

FORD'S PERSONAL BESTS**POINTS**Season: 4 at Missouri (01/18/23)
SEC: 4 at Missouri (01/18/23)**FG MADE**Season: 1 (4x) LAST at Missouri (01/18/23)
SEC: 1 at Missouri (01/18/23)**FG ATTEMPTED**Season: 2 vs Fordham (11/11/22)
SEC: 1 at Missouri (01/18/23)**3-POINT FG MADE**

Season: --

SEC: --

3-PT FG ATTEMPTS

Season: --

SEC: --

FT MADESeason: 2 (2x) LAST at Missouri (01/18/23)
SEC: 2 at Missouri (01/18/23)**FT ATTEMPTED**Season: 2 (2x) LAST at Missouri (01/18/23)
SEC: 2 at Missouri (01/18/23)**REBOUNDS**Season: 3 (2x) LAST vs UNC Asheville (12/21/22)
SEC: 2 vs Georgia (02/21/23)**ASSISTS**Season: 3 vs San Jose State (12/03/22)
SEC: 2 vs Georgia (02/21/23)**STEALS**Season: 1 vs South Dakota State (11/16/22)
SEC: --**BLOCKED SHOTS**

Season: --

SEC: --

MINUTESSeason: 9:29 at Missouri (01/18/23)
SEC: 9:29 at Missouri (01/18/23)**DERRIAN FORD CAREER STATISTICS**

| Year | GP | GS | Min | Avg | FG | FGA | Pct | 3FG | 3FGA | Pct | FT | FTA | Pct | Off | Def | Tot | Avg | PF | FO | Ass | TO | Blk | Stl | Pts | Avg |
|---------|----|----|-----|-----|----|-----|------|-----|------|------|----|-----|-------|-----|-----|-----|-----|----|----|-----|----|-----|-----|-----|-----|
| 2022-23 | 16 | 0 | 66 | 4.1 | 4 | 9 | .444 | 0 | 1 | .000 | 4 | 4 | 1.000 | 1 | 8 | 9 | 0.6 | 5 | 0 | 7 | 4 | 0 | 1 | 12 | 0.8 |

21 CADE ARBOGAST

G | Jr. | 6-3 | 180 | Concord, Calif. | De La Salle HS / Lane (Ore.) CC

[@cadearbogast](#)
[@cadearbogast](#)

Including 2022-23, has **THREE** years of collegiate eligibility
Major: Communications
Born on Aug. 23, 2000 in Walnut Creek, Calif.
The son of Peter and Carol Arbogast



Named to the 2022-23 SEC Winter Academic Honor Roll

2021-22 (So.):

- Scored his **first collegiate points** – a 3-pointer (1:32 in the 2nd half) [that blew the roof off Bud Walton Arena](#) – in the San Jose State win.

2021-22 (So. at Arkansas):

- Came to Arkansas as a walkon but earned a scholarship on Jan. 21 ([watch](#)) ... Played in four games, including the NCAA second-round win over New Mexico State ... **Grabbed three rebounds and added an assist in the win at Georgia.**

CADE ARBOGAST CAREER STATISTICS

| Year | GP | GS | Min | Avg | FG | FGA | Pct | 3FG | 3FGA | Pct | FT | FTA | Pct | Off | Def | Tot | Avg | PF | FO | Ast | TO | Blk | Stl | Pts | Avg |
|---------|----|----|-----|-----|----|-----|------|-----|------|------|----|-----|------|-----|-----|-----|-----|----|----|-----|----|-----|-----|-----|-----|
| 2021-22 | 4 | 0 | 3 | 0.8 | 0 | 4 | .000 | 0 | 2 | .000 | 0 | 0 | .000 | 2 | 1 | 3 | 0.8 | 0 | 0 | 1 | 0 | 0 | 0 | 0 | 0.0 |
| 2022-23 | 8 | 0 | 11 | 1.4 | 1 | 4 | .250 | 1 | 4 | .250 | 0 | 0 | .000 | 0 | 1 | 1 | 0.1 | 1 | 0 | 0 | 0 | 0 | 0 | 3 | 0.4 |
| CAREER | 12 | 0 | 14 | 1.2 | 1 | 8 | .125 | 1 | 6 | .167 | 0 | 0 | .000 | 2 | 2 | 4 | 0.3 | 1 | 0 | 1 | 0 | 0 | 0 | 3 | 0.3 |

45 LAWSON BLAKE

F | So. | 6-10 | 235 | Fayetteville, Ark. | Fayetteville HS / Link Year (Mo.) Prep

[@lawsonblake](#)
[@lawson.blake](#)

Including 2022-23, has **THREE** years of collegiate eligibility
Major: Exercise Science
Born on an. 3, 2002 in San Antonio, Texas
The son of Larry and Allison Blake



Named to the SEC First-Year Academic Honor Roll (2021-22) and the 2022-23 SEC Winter Academic Honor Roll

Made the **University's Chancellor's List** (4.0 GPA) for **Fall 2022**.

Made the **Department's Champions Honor Roll** (4.0 GPA) for **Fall 2022**.

2022-23 (So.):

- Scored his **first career points in the win over Georgia**, converting an old-fashioned, 3-point play with 27 seconds left ... Grabbed his first career rebound in the win over Fordham ... Had a **career-high two boards** versus UNC Asheville.

2021-22 (Fr.):

- Made the team as a walkon ... Played in five games, including Arkansas' second-round NCAA Tournament win over New Mexico State.

LAWSON BLAKE CAREER STATISTICS

| Year | GP | GS | Min | Avg | FG | FGA | Pct | 3FG | 3FGA | Pct | FT | FTA | Pct | Off | Def | Tot | Avg | PF | FO | Ast | TO | Blk | Stl | Pts | Avg |
|---------|----|----|-----|-----|----|-----|------|-----|------|------|----|-----|------|-----|-----|-----|-----|----|----|-----|----|-----|-----|-----|-----|
| 2021-22 | 5 | 0 | 5 | 1.0 | 0 | 0 | .000 | 0 | 0 | .000 | 0 | 0 | .000 | 0 | 0 | 0 | 0.0 | 0 | 0 | 0 | 0 | 0 | 0 | 0 | 0.0 |
| 2022-23 | 8 | 0 | 12 | 1.5 | 1 | 4 | .250 | 0 | 0 | .000 | 1 | 3 | .333 | 1 | 3 | 4 | 0.5 | 1 | 0 | 0 | 1 | 0 | 0 | 3 | 0.4 |
| CAREER | 13 | 0 | 17 | 1.3 | 1 | 4 | .250 | 0 | 0 | .000 | 1 | 3 | .333 | 1 | 3 | 4 | 0.3 | 1 | 0 | 0 | 1 | 0 | 0 | 3 | 0.2 |

ARKANSAS RAZORBACKS

2022-23 SEASON RESULTS & LEADERS

| | | | | |
|----------------|---------|------|------|---------|
| RECORD: | OVERALL | HOME | AWAY | NEUTRAL |
| ALL GAMES | 19-9 | 13-2 | 2-6 | 4-1 |
| CONFERENCE | 8-7 | 6-2 | 2-5 | 0-0 |
| NON-CONFERENCE | 11-2 | 7-0 | 0-1 | 4-1 |

| DATE | TIME (CT) | R | A | N | K | OPPONENT | TV | RESULT | ATTEND | RECORD | (SEC) | HIGH POINTS | HIGH REBOUNDS |
|-----------|-----------|---------|-------|---|---|--------------------|------------------|--------------|--------|--------|-------|---|---|
| 11/07/22 | 7:00 pm | 10/10 | --/-- | | | NORTH DAKOTA STATE | SEC Network Plus | W 78-56 | 19200 | 1-0 | -- | (22)Ricky Council IV | (12)Trevon Brazile |
| 11/11/22 | 7:00 pm | 10/10 | --/-- | | | FORDHAM | SEC Network Plus | W 74-48 | 19200 | 2-0 | -- | (15)Ricky Council IV | (8)Trevon Brazile |
| 11/16/22 | 7:00 pm | 9/10 | --/-- | | | SOUTH DAKOTA STATE | SEC Network Plus | W 71-56 | 19200 | 3-0 | -- | (19)Ricky Council IV | (10)Trevon Brazile |
| 11/21/22 | 4:00 pm | + 9/9 | --/-- | | | vs Louisville | ESPN2 | W 80-54 | 2400 | 4-0 | -- | (26)Anthony Black | (6)Makhi Mitchell (6) Makhel Mitchell |
| 11/22/22 | 7:00 pm | + 9/9 | 10/8 | | | vs Creighton | ESPN | 87-90 L | 2400 | 4-1 | -- | (26)Anthony Black | (6)Anthony Black (6)Trevon Brazile |
| 11/23/22 | 9:00 pm | + 9/9 | 17/19 | | | vs San Diego State | ESPN2 | (OT) W 78-74 | 2400 | 5-1 | -- | (20)Trevon Brazile | (9)Trevon Brazile |
| 11/28/22 | 7:00 pm | 11/11 | --/-- | | | TROY | SEC Network | W 74-61 | 19200 | 6-1 | -- | (27)Ricky Council IV | (9)Makhi Mitchell |
| 12/03/22 | 3:00 pm | 11/11 | --/-- | | | SAN JOSE STATE | SEC Network | W 99-58 | 19200 | 7-1 | -- | (23)Trevon Brazile | (6)Jalen Graham |
| 12/06/22 | 6:00 pm | 9/8 | --/-- | | | UNC GREENSBORO | SEC Network | W 65-58 | 19200 | 8-1 | -- | (22)Nick Smith Jr. | (14)Makhi Mitchell |
| 12/10/22 | Noon | @ 9/8 | --/RV | | | vs. Oklahoma | ESPN2 | W 88-78 | 14201 | 9-1 | -- | (26)Ricky Council IV | (6)Makhi Mitchell |
| 12/17/22 | 3:00 pm | & 10/10 | --/-- | | | vs. Bradley | -- | W 76-57 | 16675 | 10-1 | -- | (18)Jordan Walsh | (7)Davonte Davis |
| 12/21/22 | 8:00 pm | 10/8 | --/-- | | | UNC ASHEVILLE | SEC Network | W 85-51 | 19200 | 11-1 | -- | (16)Jalen Graham | (7)Kamani Johnson |
| 12/28/22 | 8:00 pm | * 9/7 | --/-- | | | at LSU | ESPN2 | 57-60 L | 10428 | 11-2 | 0-1 | (16)Davonte Davis | (12)Makhi Mitchell |
| 01/04/23 | 7:30 pm | * 13/13 | 20/21 | | | MISSOURI | SEC Network | W 74-68 | 19200 | 12-2 | 1-1 | (25)Ricky Council IV | (8)Kamani Johnson |
| 01/07/23 | 7:30 pm | * 13/13 | 22/20 | | | at Auburn | SEC Network | 59-72 L | 9121 | 12-3 | 1-2 | (23)Anthony Black | (10)Jordan Walsh |
| 01/11/23 | 6:00 pm | * 15/16 | 4/4 | | | ALABAMA | ESPN2 | 69-84 L | 19200 | 12-4 | 1-3 | (16)Jalen Graham (16)Davonte Davis | (10)Davonte Davis |
| 01/14/23 | 1:00 pm | * 15/16 | --/-- | | | at Vanderbilt | ESPNU | 84-97 L | 9362 | 12-5 | 1-4 | (24)Ricky Council IV | (8)Makhi Mitchell |
| 01/18/23 | 8:00 pm | * 25/25 | RV/RV | | | at Missouri | SEC Network | 76-79 L | 14448 | 12-6 | 1-5 | (18)Davonte Davis | (9)Davonte Davis (9)Makhi Mitchell |
| 01/21/23 | 11:00 am | * 25/25 | --/-- | | | OLE MISS | ESPN2 | W 69-57 | 19200 | 13-6 | 2-5 | (17)Anthony Black | (7)Jordan Walsh |
| 01/24/23 | 6:00 pm | * RV/-- | --/-- | | | LSU | ESPN2 | W 60-40 | 19200 | 14-6 | 3-5 | (16)Davonte Davis | (8)Makhi Mitchell |
| 01/28/23 | 3 or 5 pm | % RV/-- | 17/17 | | | at Baylor | ESPN | 64-67 L | 10627 | 14-7 | -- | (25)Ricky Council IV | (9)Jalen Graham |
| 01/31/23 | 6:00 pm | * RV/-- | RV/RV | | | TEXAS A&M | ESPN2 | W 81-70 | 19200 | 15-7 | 4-5 | (19)Ricky Council IV (19)Davonte Davis | (13)Makhel Mitchell |
| 02/04/23 | 2:30 pm | * RV/-- | --/-- | | | at South Carolina | SEC Network | W 65-63 | 11558 | 16-7 | 5-5 | (16)Jalen Graham | (10)Jordan Walsh |
| 02/27/23 | 8:00 pm | * RV/-- | RV/RV | | | at Kentucky | ESPN | W 88-73 | 19855 | 17-7 | 6-5 | (20)Ricky Council IV | (9)Makhi Mitchell |
| 02/11/23 | 5:00 pm | * RV/-- | --/-- | | | MISSISSIPPI STATE | ESPNU | 64-70 L | 19200 | 17-8 | 6-6 | (23)Anthony Black | (6)Ricky Council IV (6)Makhel Mitchell (6)Davonte Davis |
| 02/15/23 | 8:00 pm | * RV/-- | RV/25 | | | at Texas A&M | ESPN2 | 56-62 L | 11315 | 17-9 | 6--7 | (14)Davonte Davis | (9)Makhi Mitchell |
| 02/18/23 | 1:00 pm | * RV/-- | --/-- | | | FLORIDA | ESPN2 | W 84-65 | 19200 | 18-9 | 7-7 | (26)Jalen Graham | (10)Makhi Mitchell |
| 02/21/23 | 8:00 pm | * RV/-- | --/-- | | | GEORGIA | SEC Network | W 97-65 | 19200 | 19-9 | 8-7 | (26)Nick Smith Jr. | (7)Jordan Walsh |
| 02/25/23 | 1:00 pm | * RV/-- | 2/2 | | | at Alabama | ESPN2 | | | | | | |
| 02/28/23 | 8:00 pm | * | | | | at Tennessee | ESPN2/U | | | | | | |
| 03/04/23 | 1:00 pm | * | | | | KENTUCKY | CBS | | | | | | |
| Mar. 8-12 | | ^ | | | | SEC Tournament | | | | | | | |

Home Games in CAPS | * - Southeastern Conference game | + Maui Jim Maui Invitational (Lahaina, Hawaii (Lahaina Civic Center) |
 @ - played in Tulsa, Okla. (BOK Center) | & - played in North Little Rock (Simmons Bank Arena) |
 % - Big 12/SEC Challenge | ^ - SEC Tournament (Nashville, Tenn. - Bridgestone Arena)

| ATTENDANCE SUMMARY | GAMES | TOTALS | AVG/GAME |
|--------------------|-------|--------|----------|
| HOME | 15 | 288000 | 19200 |
| AWAY | 8 | 96714 | 12089 |
| NEUTRAL | 5 | 38076 | 7615 |
| TOTAL | 28 | 422790 | 15100 |

ARKANSAS RAZORBACKS

2022-23 COMBINED REPORT

| RECORD: | OVERALL | HOME | AWAY | NEUTRAL |
|----------------|---------|------|------|---------|
| ALL GAMES | 19-9 | 13-2 | 2-6 | 4-1 |
| CONFERENCE | 8-7 | 6-2 | 2-5 | 0-0 |
| NON-CONFERENCE | 11-2 | 7-0 | 0-1 | 4-1 |

| ## | Player | GP | GS | Min | Avg | • TOTAL • | | | • 3-PTS • | | | • REBOUNDS • | | | | PF | | FO | | A | TO | Blk | Stl | Pts | Av | |
|----------------|-------------------|----|----|-----|------|-----------|------|------|-----------|-----|-------|--------------|-----|-------|-----|-----|-----|------|-----|----|-----|-----|-----|-----|------|------|
| | | | | | | FG | FGA | Pct | 3FG | FGA | Pct | FT | FTA | Pct | Off | Def | Tot | Avg | | | | | | | | |
| 1 | Ricky Council IV | 28 | 25 | 980 | 35.0 | 161 | 352 | .457 | 29 | 104 | .279 | 115 | 145 | .793 | 26 | 71 | 97 | 3.5 | 49 | 0 | 72 | 62 | 7 | 34 | 466 | 16.6 |
| 0 | Anthony Black | 28 | 28 | 989 | 35.3 | 119 | 255 | .467 | 24 | 75 | .320 | 100 | 140 | .714 | 33 | 110 | 143 | 5.1 | 67 | 1 | 122 | 87 | 15 | 55 | 362 | 12.9 |
| 4 | Davonte Davis | 27 | 23 | 893 | 33.1 | 107 | 263 | .407 | 33 | 102 | .324 | 36 | 51 | .706 | 15 | 91 | 106 | 3.9 | 61 | 1 | 79 | 58 | 3 | 38 | 283 | 10.5 |
| 13 | Jordan Walsh | 28 | 20 | 666 | 23.8 | 76 | 166 | .458 | 17 | 58 | .293 | 35 | 47 | .745 | 32 | 77 | 109 | 3.9 | 79 | 6 | 25 | 28 | 14 | 26 | 204 | 7.3 |
| 15 | Makhi Mitchell | 28 | 27 | 569 | 20.3 | 84 | 125 | .672 | 1 | 1 | 1.000 | 35 | 55 | .636 | 44 | 121 | 165 | 5.9 | 79 | 6 | 31 | 24 | 39 | 24 | 204 | 7.3 |
| 11 | Jalen Graham | 24 | 0 | 258 | 10.8 | 68 | 103 | .660 | 0 | 3 | .000 | 12 | 32 | .375 | 20 | 43 | 63 | 2.6 | 33 | 0 | 14 | 33 | 10 | 10 | 148 | 6.2 |
| 2 | Trevon Brazile | 9 | 0 | 243 | 27.0 | 37 | 77 | .481 | 11 | 29 | .379 | 21 | 31 | .677 | 9 | 45 | 54 | 6.0 | 23 | 1 | 9 | 20 | 11 | 9 | 106 | 11.8 |
| 3 | Nick Smith Jr. | 9 | 6 | 201 | 22.3 | 36 | 88 | .409 | 12 | 36 | .333 | 21 | 26 | .808 | 2 | 10 | 12 | 1.3 | 10 | 0 | 13 | 11 | 1 | 5 | 105 | 11.7 |
| 22 | Makhel Mitchell | 22 | 7 | 310 | 14.1 | 43 | 63 | .683 | 0 | 0 | .000 | 13 | 28 | .464 | 20 | 60 | 80 | 3.6 | 44 | 1 | 9 | 13 | 40 | 10 | 99 | 4.5 |
| 5 | Joseph Pinion | 21 | 0 | 137 | 6.5 | 20 | 43 | .465 | 12 | 30 | .400 | 7 | 7 | 1.000 | 4 | 11 | 15 | 0.7 | 19 | 0 | 3 | 0 | 1 | 5 | 59 | 2.8 |
| 20 | Kamani Johnson | 21 | 3 | 243 | 11.6 | 14 | 29 | .483 | 0 | 0 | .000 | 17 | 30 | .567 | 29 | 28 | 57 | 2.7 | 45 | 2 | 4 | 7 | 6 | 13 | 45 | 2.1 |
| 23 | Derrian Ford | 16 | 0 | 66 | 4.1 | 4 | 9 | .444 | 0 | 1 | .000 | 4 | 4 | 1.000 | 1 | 8 | 9 | 0.6 | 5 | 0 | 7 | 4 | 0 | 1 | 12 | 0.8 |
| 45 | Lawson Blake | 8 | 0 | 12 | 1.5 | 1 | 4 | .250 | 0 | 0 | .000 | 1 | 3 | .333 | 1 | 3 | 4 | 0.5 | 1 | 0 | 0 | 1 | 0 | 0 | 3 | 0.4 |
| 21 | Cade Arbogast | 8 | 0 | 11 | 1.4 | 1 | 4 | .250 | 1 | 4 | .250 | 0 | 0 | .000 | 0 | 1 | 1 | 0.1 | 1 | 0 | 0 | 0 | 0 | 0 | 3 | 0.4 |
| 12 | Barry Dunning Jr. | 15 | 1 | 48 | 3.2 | 0 | 5 | .000 | 0 | 2 | .000 | 1 | 2 | .500 | 0 | 2 | 2 | 0.1 | 4 | 0 | 1 | 2 | 0 | 2 | 1 | 0.1 |
| TEAM..... | | | | | | | | | | | | | | | 35 | 43 | 78 | 2.8 | 0 | | 12 | | | | 0 | |
| THE HOGS..... | | 28 | | | | 771 | 1586 | .486 | 140 | 445 | .315 | 418 | 601 | .696 | 271 | 724 | 995 | 35.5 | 520 | 18 | 389 | 362 | 147 | 232 | 2100 | 75.0 |
| Opponents..... | | 28 | | | | 638 | 1560 | .409 | 152 | 475 | .320 | 407 | 577 | .705 | 270 | 627 | 897 | 32.0 | 523 | - | 275 | 406 | 77 | 180 | 1835 | 65.5 |

| Team Statistics | ARK | OPP |
|------------------------|-----------------|-----------------|
| SCORING | 2100 | 1835 |
| Points per game | 75.0 | 65.5 |
| Scoring margin | +9.5 | - |
| FIELD GOALS-ATT | 771-1586 | 638-1560 |
| Field goal pct | .486 | .409 |
| 3 POINT FG-ATT | 140-445 | 152-475 |
| 3-point FG pct | .315 | .320 |
| 3-pt FG made per game | 5.0 | 5.4 |
| FREE THROWS-ATT | 418-601 | 407-577 |
| Free throw pct | .696 | .705 |
| F-Throws made per game | 14.9 | 14.5 |
| REBOUNDS | 995 | 897 |
| Rebounds per game | 35.5 | 32.0 |
| Rebounding margin | +3.5 | - |
| ASSISTS | 389 | 275 |
| Assists per game | 13.9 | 9.8 |
| TURNOVERS | 362 | 406 |
| Turnovers per game | 12.9 | 14.5 |
| Turnover margin | +1.6 | - |
| Assist/turnover ratio | 1.1 | 0.7 |
| STEALS | 232 | 180 |
| Steals per game | 8.3 | 6.4 |
| BLOCKS | 147 | 77 |
| Blocks per game | 5.3 | 2.8 |
| ATTENDANCE | 288000 | 134790 |
| Home games-Avg/Game | 15-19200 | 8-12089 |
| Neutral site-Avg/Game | - | 5-7615 |

| SCORE BY PERIODS: | 1st | 2nd | OT | Total |
|-------------------|-----|------|----|-------|
| Arkansas | 960 | 1129 | 11 | 2100 |
| Opponents | 840 | 988 | 7 | 1835 |

| Date | Ark. Rank | Opponent | Result | Score | Attend |
|------------|-----------|-------------------------|--------|------------|--------|
| 11/07/22 | 10/10 | NORTH DAKOTA ST. | W | 76-58 | 19200 |
| 11/11/22 | 10/10 | FORDHAM | W | 74-48 | 19200 |
| 11/16/22 | 9/10 | SOUTH DAKOTA ST. | W | 71-56 | 19200 |
| + 11/21/22 | 9/9 | vs Louisville | W | 80-54 | 2400 |
| + 11/22/22 | 9/9 | vs #10/8 Creighton | L | 87-90 | 2400 |
| + 11/23/22 | 9/9 | vs #17/19 San Diego St. | W | 78-74 (OT) | 2400 |
| 11/28/22 | 11/11 | TROY | W | 74-61 | 19200 |
| 12/03/22 | 11/11 | SAN JOSE ST. | W | 99-58 | 19200 |
| 12/06/22 | 9/8 | UNC GREENSBORO | W | 65-58 | 19200 |
| @ 12/10/22 | 9/8 | vs --RV Oklahoma | W | 88-78 | 14201 |
| & 12/17/22 | 10/10 | vs Bradley | W | 76-57 | 16675 |
| 12/21/22 | 10/8 | UNC ASHEVILLE | W | 85-51 | 19200 |
| * 12/28/22 | 9/7 | at LSU | L | 57-60 | 10428 |
| * 01/04/23 | 13/13 | #20/21 MISSOURI | W | 74-68 | 19200 |
| * 01/07/22 | 13/13 | #22/20 at Auburn | L | 59-72 | 9121 |
| * 01/11/23 | 15/16 | #4/4 ALABAMA | L | 69-84 | 19200 |
| * 01/14/23 | 15/16 | at Vanderbilt | L | 84-97 | 9362 |
| * 01/18/23 | 25/25 | at Missouri | L | 76-79 | 14448 |
| * 01/21/23 | 25/25 | OLE MISS | W | 69-57 | 19200 |
| * 01/24/23 | RV/-- | LSU | W | 60-40 | 19200 |
| % 01/28/23 | RV/-- | at #17/17 Baylor | L | 64-67 | 10627 |
| * 01/31/23 | RV/-- | TEXAS A&M | W | 81-70 | 19200 |
| * 02/04/23 | RV/-- | at South Carolina | W | 65-63 | 11558 |
| * 02/07/23 | RV/-- | at Kentucky | W | 88-73 | 19855 |
| * 02/11/23 | RV/-- | MISSISSIPPI ST. | L | 64-70 | 19200 |
| * 02/15/23 | RV/-- | #RV/25 at Texas A&M | L | 56-62 | 11315 |
| * 02/18/23 | RV/-- | FLORIDA | W | 84-65 | 19200 |
| * 02/21/23 | RV/-- | GEORGIA | W | 97-65 | 19200 |

* = SEC game || + Maui Jim Maui Invitational (Lahaina, Hawaii (Lahaina Civic Center))
 @ - played in Tulsa, Okla. (BOK Center) || & - played in North Little Rock (Simmons Bank Arena) ||
 % - Big 12/SEC Challenge | ^ - SEC Tournament (Nashville, Tenn. - Bridgestone Arena)

ARKANSAS RAZORBACKS

2022-23 SEASON STATISTICS • ALL GAMES



| | | | | |
|----------------|---------|------|------|---------|
| RECORD: | OVERALL | HOME | AWAY | NEUTRAL |
| ALL GAMES | 19-9 | 13-2 | 2-6 | 4-1 |
| CONFERENCE | 8-7 | 6-2 | 2-5 | 0-0 |
| NON-CONFERENCE | 11-2 | 7-0 | 0-1 | 4-1 |

| | | | | • TOTAL • | | | • 3-PTS • | | | | | | • REBOUNDS • | | | | | | | | | | | | | | | |
|----------------|-------------------|----|----|-----------|------|-----|-----------|------|------|------|-------|-----|--------------|-------|-----|------|-----|-----|------|------|-----|-----|-----|-----|-----|------|------|------|
| ## | Player | GP | GS | Min | Avg | FG | FGA | Pct | 3FG | FGA | Pct | FT | FTA | Pct | Off | Def | Tot | Avg | PFFO | A | TO | Blk | St | Pts | Avg | | | |
| 1 | Ricky Council IV | 28 | 25 | 980 | 35.0 | 161 | 352 | .457 | 29 | 104 | .279 | 115 | 145 | .793 | 26 | 71 | 97 | 3.5 | 49 | 0 | 72 | 62 | 7 | 34 | 466 | 16.6 | | |
| 0 | Anthony Black | 28 | 28 | 989 | 35.3 | 119 | 255 | .467 | 24 | 75 | .320 | 100 | 140 | .714 | 33 | 110 | 143 | 5.1 | 67 | 1 | 122 | 87 | 15 | 55 | 362 | 12.9 | | |
| 4 | Davonte Davis | 27 | 23 | 893 | 33.1 | 107 | 263 | .407 | 33 | 102 | .324 | 36 | 51 | .706 | 15 | 91 | 106 | 3.9 | 61 | 1 | 79 | 58 | 3 | 38 | 283 | 10.5 | | |
| 13 | Jordan Walsh | 28 | 20 | 666 | 23.8 | 76 | 166 | .458 | 17 | 58 | .293 | 35 | 47 | .745 | 32 | 77 | 109 | 3.9 | 79 | 6 | 25 | 28 | 14 | 26 | 204 | 7.3 | | |
| 15 | Makhi Mitchell | 28 | 27 | 569 | 20.3 | 84 | 125 | .672 | 1 | 1 | 1.000 | 35 | 55 | .636 | 44 | 121 | 165 | 5.9 | 79 | 6 | 31 | 24 | 39 | 24 | 204 | 7.3 | | |
| 11 | Jalen Graham | 24 | 0 | 258 | 10.8 | 68 | 103 | .660 | 0 | 3 | .000 | 12 | 32 | .375 | 20 | 43 | 63 | 2.6 | 33 | 0 | 14 | 33 | 10 | 10 | 148 | 6.2 | | |
| 2 | Trevon Brazile | 9 | 0 | 243 | 27.0 | 37 | 77 | .481 | 11 | 29 | .379 | 21 | 31 | .677 | 9 | 45 | 54 | 6.0 | 23 | 1 | 9 | 20 | 11 | 9 | 106 | 11.8 | | |
| 3 | Nick Smith Jr. | 9 | 6 | 201 | 22.3 | 36 | 88 | .409 | 12 | 36 | .333 | 21 | 26 | .808 | 2 | 10 | 12 | 1.3 | 10 | 0 | 13 | 11 | 1 | 5 | 105 | 11.7 | | |
| 22 | Makhel Mitchell | 22 | 7 | 310 | 14.1 | 43 | 63 | .683 | 0 | 0 | .000 | 13 | 28 | .464 | 20 | 60 | 80 | 3.6 | 44 | 1 | 9 | 13 | 40 | 10 | 99 | 4.5 | | |
| 5 | Joseph Pinion | 21 | 0 | 137 | 6.5 | 20 | 43 | .465 | 12 | 30 | .400 | 7 | 7 | 1.000 | 4 | 11 | 15 | 0.7 | 19 | 0 | 3 | 0 | 1 | 5 | 59 | 2.8 | | |
| 20 | Kamani Johnson | 21 | 3 | 243 | 11.6 | 14 | 29 | .483 | 0 | 0 | .000 | 17 | 30 | .567 | 29 | 28 | 57 | 2.7 | 45 | 2 | 4 | 7 | 6 | 13 | 45 | 2.1 | | |
| 23 | Derrian Ford | 16 | 0 | 66 | 4.1 | 4 | 9 | .444 | 0 | 1 | .000 | 4 | 4 | 1.000 | 1 | 8 | 9 | 0.6 | 5 | 0 | 7 | 4 | 0 | 1 | 12 | 0.8 | | |
| 45 | Lawson Blake | 8 | 0 | 12 | 1.5 | 1 | 4 | .250 | 0 | 0 | .000 | 1 | 3 | .333 | 1 | 3 | 4 | 0.5 | 1 | 0 | 0 | 1 | 0 | 0 | 3 | 0.4 | | |
| 21 | Cade Arbogast | 8 | 0 | 11 | 1.4 | 1 | 4 | .250 | 1 | 4 | .250 | 0 | 0 | .000 | 0 | 1 | 1 | 0.1 | 1 | 0 | 0 | 0 | 0 | 0 | 3 | 0.4 | | |
| 12 | Barry Dunning Jr. | 15 | 1 | 48 | 3.2 | 0 | 5 | .000 | 0 | 2 | .000 | 1 | 2 | .500 | 0 | 2 | 2 | 0.1 | 4 | 0 | 1 | 2 | 0 | 2 | 1 | 0.1 | | |
| TEAM..... | | | | | | | | | | | | | | | 35 | 43 | 78 | 2.8 | 0 | | | | 12 | | | 0 | | |
| ARKANSAS..... | | 28 | | | | | | 771 | 1586 | .486 | 140 | 445 | .315 | 418 | 601 | .696 | 271 | 724 | 995 | 35.5 | 520 | 18 | 389 | 362 | 147 | 232 | 2100 | 75.0 |
| Opponents..... | | 28 | | | | | | 638 | 1560 | .409 | 152 | 475 | .320 | 407 | 577 | .705 | 270 | 627 | 897 | 32.0 | 523 | - | 275 | 406 | 77 | 180 | 1835 | 65.5 |

| | | | | |
|-------------------|-----|------|----|-------|
| SCORE BY PERIODS: | 1st | 2nd | OT | Total |
| Arkansas | 960 | 1129 | 11 | 2100 |
| Opponents | 840 | 988 | 7 | 1835 |

| | | | |
|--------------------|-----|-----|-------|
| DEADBALL REBOUNDS: | OFF | DEF | TOTAL |
| Arkansas | 86 | 12 | 98 |
| Opponents | 85 | 14 | 99 |

ARKANSAS RAZORBACKS

2022-23 STATISTICS • SEC GAMES ONLY



| | | | |
|----------|---------|------|------|
| RECORD: | OVERALL | HOME | AWAY |
| SEC ONLY | 8-7 | 6-2 | 2-5 |

| ## | Player | GP | GS | Min | Avg | • TOTAL • | | | • 3-PTS • | | | • REBOUNDS • | | | | | | | | | Pts | Avg | | | | |
|-------------------|-------------------|----|----|-----|------|-----------|-----|------|-----------|-----|-------|--------------|-----|-------|-----|-----|-----|------|------|----|-----|-----|----|-----|------|------|
| | | | | | | FG | FGA | Pct | 3FG | FGA | Pct | FT | FTA | Pct | Off | Def | Tot | Avg | PFFO | A | | | TO | Blk | St | |
| 1 | Ricky Council IV | 15 | 12 | 519 | 34.6 | 71 | 180 | .394 | 15 | 61 | .246 | 64 | 83 | .771 | 17 | 46 | 63 | 4.2 | 24 | 0 | 37 | 35 | 5 | 14 | 221 | 14.7 |
| 0 | Anthony Black | 15 | 15 | 554 | 36.9 | 66 | 151 | .437 | 11 | 40 | .275 | 61 | 86 | .709 | 19 | 59 | 78 | 5.2 | 42 | 1 | 75 | 51 | 8 | 32 | 204 | 13.6 |
| 4 | Davonte Davis | 15 | 15 | 534 | 35.6 | 72 | 164 | .439 | 26 | 68 | .382 | 15 | 23 | .652 | 7 | 59 | 66 | 4.4 | 38 | 1 | 48 | 38 | 1 | 22 | 185 | 12.3 |
| 15 | Makhi Mitchell | 15 | 14 | 329 | 21.9 | 43 | 64 | .672 | 1 | 1 | 1.000 | 23 | 34 | .676 | 28 | 74 | 102 | 6.8 | 43 | 4 | 13 | 12 | 22 | 6 | 110 | 7.3 |
| 13 | Jordan Walsh | 15 | 8 | 372 | 24.8 | 41 | 98 | .418 | 9 | 35 | .257 | 18 | 24 | .750 | 25 | 49 | 74 | 4.9 | 43 | 2 | 10 | 16 | 7 | 9 | 109 | 7.3 |
| 11 | Jalen Graham | 14 | 0 | 159 | 11.4 | 42 | 61 | .689 | 0 | 2 | .000 | 6 | 17 | .353 | 8 | 22 | 30 | 2.1 | 19 | 0 | 6 | 20 | 8 | 4 | 90 | 6.4 |
| 22 | Makhel Mitchell | 12 | 7 | 218 | 18.2 | 29 | 41 | .707 | 0 | 0 | .000 | 7 | 19 | .368 | 14 | 38 | 52 | 4.3 | 32 | 1 | 3 | 7 | 28 | 5 | 65 | 5.4 |
| 3 | Nick Smith Jr. | 4 | 2 | 81 | 20.3 | 15 | 34 | .441 | 6 | 16 | .375 | 5 | 7 | .714 | 0 | 3 | 3 | 0.8 | 4 | 0 | 4 | 5 | 0 | 2 | 41 | 10.3 |
| 5 | Joseph Pinion | 11 | 0 | 91 | 8.3 | 13 | 27 | .481 | 9 | 21 | .429 | 3 | 3 | 1.000 | 2 | 5 | 7 | 0.6 | 13 | 0 | 0 | 0 | 1 | 3 | 38 | 3.5 |
| 20 | Kamani Johnson | 10 | 2 | 106 | 10.6 | 4 | 9 | .444 | 0 | 0 | .000 | 5 | 10 | .500 | 11 | 11 | 22 | 2.2 | 27 | 2 | 1 | 2 | 3 | 3 | 13 | 1.3 |
| 23 | Derrian Ford | 8 | 0 | 26 | 3.3 | 1 | 2 | .500 | 0 | 1 | .000 | 2 | 2 | 1.000 | 0 | 2 | 2 | 0.3 | 3 | 0 | 2 | 2 | 0 | 0 | 4 | 0.5 |
| 45 | Lawson Blake | 2 | 0 | 2 | 1.0 | 1 | 2 | .500 | 0 | 0 | .000 | 1 | 3 | .333 | 0 | 0 | 0 | 0.0 | 0 | 0 | 0 | 0 | 0 | 0 | 3 | 1.5 |
| 12 | Barry Dunning Jr. | 5 | 0 | 8 | 1.6 | 0 | 2 | .000 | 0 | 1 | .000 | 0 | 0 | .000 | 0 | 0 | 0 | 0.0 | 0 | 0 | 0 | 0 | 0 | 0 | 0 | 0.0 |
| 21 | Cade Arbogast | 2 | 0 | 2 | 1.0 | 0 | 0 | .000 | 0 | 0 | .000 | 0 | 0 | .000 | 0 | 0 | 0 | 0.0 | 0 | 0 | 0 | 0 | 0 | 0 | 0 | 0.0 |
| TEAM..... | | | | | | | | | | | | | | | 22 | 20 | 42 | 2.8 | 0 | | 6 | | | | 0 | |
| RAZORBACKS.....15 | | | | | | 398 | 835 | .477 | 77 | 246 | .313 | 210 | 311 | .675 | 153 | 388 | 541 | 36.1 | 288 | 11 | 199 | 194 | 83 | 100 | 1083 | 72.2 |
| Opponents.....15 | | | | | | 352 | 854 | .412 | 84 | 242 | .347 | 237 | 338 | .701 | 161 | 331 | 492 | 32.8 | 282 | - | 155 | 173 | 50 | 102 | 1025 | 68.3 |

| | | | |
|-------------------|-----|-----|-------|
| SCORE BY PERIODS: | 1st | 2nd | Total |
| Arkansas | 508 | 575 | 1083 |
| Opponents | 451 | 574 | 1025 |

| | | | |
|--------------------|-----|-----|-------|
| DEADBALL REBOUNDS: | OFF | DEF | TOTAL |
| Arkansas | 45 | 5 | 50 |
| Opponents | 49 | 9 | 58 |

2022-23 ARKANSAS RAZORBACKS GAME HIGHS AND LEADERS

| Opponent | DATE | SCORE | RESULT | POINTS | REBOUNDS | ASSISTS | STEALS | BLOCKED SHOTS |
|-------------------|----------|-------|--------|--------------------------------------|--|---|--|--|
| NORTH DAKOTA ST. | 11/07/22 | 76-58 | W | 22-Ricky Council IV | 12-Trevon Brazile | 3-Jordan Walsh Anthony Black | 3-Makhi Mitchell Anthony Black | 1-Ricky Council IV Davonte Davis Trevon Brazile Anthony Black |
| FORDHAM | 11/11/22 | 74-48 | W | 15-Ricky Council IV | 8-Trevon Brazile | 7-Ricky Council IV | 3-Makhi Mitchell Davonte Davis | 2-Makhi Mitchell |
| SOUTH DAKOTA ST. | 11/16/22 | 71-56 | W | 19-Ricky Council IV | 10-Trevon Brazile | 5-Anthony Black | 4-Anthony Black | 2-Trevon Brazile |
| vs Louisville | 11/21/22 | 80-54 | W | 26-Anthony Black | 6-Makhi Mitchell Makhel Mitchell | 6-Anthony Black | 4-Ricky Council IV | 2-Makhel Mitchell |
| vs Creighton | 11/22/22 | 87-90 | L | 26-Anthony Black | 6-Trevon Brazile Anthony Black | 6-Anthony Black | 2-Anthony Black Ricky Council IV | 3-Trevon Brazile |
| vs San Diego St. | 11/23/22 | 78-74 | WOT | 20-Trevon Brazile | 9-Trevon Brazile | 4-Ricky Council IV | 2-Trevon Brazile Kamani Johnson Ricky Council IV | 2-Makhel Mitchell |
| TROY | 11/28/22 | 74-61 | W | 27-Ricky Council IV | 9-Makhi Mitchell | 3-Anthony Black | 2-Anthony Black Jordan Walsh Trevon Brazile | 3-Makhi Mitchell |
| SAN JOSE ST. | 12/03/22 | 99-58 | W | 23-Trevon Brazile | 6-Jalen Graham | 6-Anthony Black | 3-Ricky Council IV | 2-Trevon Brazile |
| UNC GREENSBORO | 12/06/22 | 65-58 | W | 22-Nick Smith Jr. | 14-Makhi Mitchell | 3-Nick Smith Jr. | 3-Davonte Davis | 4-Makhi Mitchell |
| vs Oklahoma | 12/10/22 | 88-78 | W | 26-Ricky Council IV | 6-Makhi Mitchell | 5-Ricky Council IV Anthony Black | 2-Anthony Black Jordan Walsh | 2-Makhi Mitchell |
| vs Bradley | 12/17/22 | 76-57 | W | 18-Jordan Walsh | 7-Davonte Davis | 4-Anthony Black | 5-Davonte Davis | 2-Anthony Black |
| UNC ASHEVILLE | 12/21/22 | 85-51 | W | 16-Jalen Graham | 7-Kamani Johnson | 3-Anthony Black Makhi Mitchell Joseph Pinion Davonte Davis | 3-Makhi Mitchell Kamani Johnson | 3-Makhel Mitchell |
| at LSU | 12/28/22 | 57-60 | L | 16-Davonte Davis | 12-Makhi Mitchell | 4-Anthony Black | 3-Ricky Council IV | 3-Makhi Mitchell |
| MISSOURI | 01/04/23 | 74-68 | W | 25-Ricky Council IV | 8-Kamani Johnson | 5-Davonte Davis Anthony Black | 3-Davonte Davis | 2-Makhi Mitchell |
| at Auburn | 01/07/23 | 59-72 | L | 23-Anthony Black | 10-Jordan Walsh | 4-Anthony Black | 2-Kamani Johnson | 2-Makhi Mitchell |
| ALABAMA | 01/11/23 | 69-84 | L | 16-Davonte Davis Jalen Graham | 10-Davonte Davis | 3-Ricky Council IV Davonte Davis | 2-Davonte Davis | 2-Makhel Mitchell |
| at Vanderbilt | 01/14/23 | 84-97 | L | 24-Ricky Council IV | 8-Makhi Mitchell | 4-Davonte Davis | 2-Ricky Council IV | 2-Makhel Mitchell |
| at Missouri | 01/18/23 | 76-79 | L | 18-Davonte Davis | 9-Makhi Mitchell Davonte Davis | 7-Anthony Black | 3-Ricky Council IV | 1-Makhi Mitchell Anthony Black |
| OLE MISS | 01/21/23 | 69-57 | W | 17-Anthony Black | 7-Jordan Walsh | 8-Anthony Black | 5-Anthony Black | 2-Makhel Mitchell |
| LSU | 01/24/23 | 60-40 | W | 16-Davonte Davis | 8-Makhi Mitchell | 7-Ricky Council IV | 3-Anthony Black | 3-Makhi Mitchell |
| at Baylor | 01/28/23 | 64-67 | L | 25-Ricky Council IV | 9-Jalen Graham | 4-Davonte Davis Jalen Graham | 2-Jalen Graham | 3-Makhel Mitchell |
| TEXAS A&M | 01/31/23 | 81-70 | W | 19-Davonte Davis Ricky Council IV | 13-Makhel Mitchell | 7-Anthony Black | 2-Anthony Black | 7-Makhel Mitchell |
| at South Carolina | 02/04/23 | 65-63 | W | 16-Jalen Graham | 10-Jordan Walsh | 4-Anthony Black | 2-Davonte Davis | 2-Anthony Black |
| at Kentucky | 02/07/23 | 88-73 | W | 20-Ricky Council IV | 9-Makhi Mitchell | 7-Davonte Davis | 5-Anthony Black | 5-Makhel Mitchell |
| MISSISSIPPI ST. | 02/11/23 | 64-70 | L | 23-Anthony Black | 6-Davonte Davis Makhel Mitchell Ricky Council IV | 5-Anthony Black | 3-Anthony Black | 3-Makhel Mitchell |
| at Texas A&M | 02/15/23 | 56-62 | L | 14-Davonte Davis | 9-Makhi Mitchell | 8-Anthony Black | 2-Davonte Davis Anthony Black | 4-Makhel Mitchell |
| FLORIDA | 02/18/23 | 84-65 | W | 26-Jalen Graham | 10-Makhi Mitchell | 3-Anthony Black | 3-Anthony Black | 2-Jalen Graham Makhel Mitchell Makhi Mitchell |
| GEORGIA | 02/21/23 | 97-65 | W | 26-Nick Smith Jr. | 7-Jordan Walsh | 8-Anthony Black | 2-Ricky Council IV Jordan Walsh Anthony Black | 2-Jalen Graham |

| LED TEAM IN POINTS (including ties) | |
|--|----|
| Council | 10 |
| Black | 6 |
| Davis | 6 |
| Graham | 4 |
| Smith | 2 |
| Walsh | 1 |
| Brazile | 1 |

| LED TEAM IN REBS (including ties) | |
|--------------------------------------|----|
| Khi Mitchell | 11 |
| Brazile | 5 |
| Davis | 4 |
| Walsh | 4 |
| Johnson | 2 |
| Khel Mitchell | 3 |
| Graham | 2 |
| Council | 1 |
| Black | 1 |

| LED TEAM IN ASSISTS (including ties) | |
|---|----|
| Black | 20 |
| Davis | 6 |
| Council | 5 |
| Smith | 1 |
| Walsh | 1 |
| Khi Mitchell | 1 |
| Pinion | 1 |
| Graham | 1 |

| LED TEAM IN STEALS (including ties) | |
|--|----|
| Black | 14 |
| Council | 8 |
| Davis | 7 |
| Khi Mitchell | 3 |
| Johnson | 3 |
| Walsh | 3 |
| Brazile | 1 |
| Graham | 1 |

| LED TEAM IN BLKS (including ties) | |
|--------------------------------------|----|
| Khel Mitchell | 12 |
| Khi Mitchell | 10 |
| Black | 4 |
| Brazile | 4 |
| Graham | 2 |
| Council | 1 |
| Davis | 1 |

2022-23 RAZORBACK GAME-BY-GAME STATISTICS

| Opponent | Date | Score | W/L | • TOTAL • | | | • 3-PTRS • | | | • REBOUNDS • | | | | | | | | | | | | Pts | Avg |
|-------------------|----------|-------|-----|-----------|------|------|------------|-----|------|--------------|-----|------|-----|-----|-----|------|-----|-----|-----|-----|-----|------|------|
| | | | | FG | FGA | Pct | 3FG | FGA | Pct | FT | FTA | Pct | Off | Def | Tot | Avg | PF | A | TO | Blk | Stl | | |
| NORTH DAKOTA ST. | 11/07/22 | 76-58 | W | 28 | 57 | .491 | 4 | 10 | .400 | 16 | 23 | .696 | 6 | 34 | 40 | 40.0 | 19 | 10 | 11 | 4 | 11 | 76 | 76.0 |
| FORDHAM | 11/11/22 | 74-48 | W | 30 | 65 | .462 | 2 | 16 | .125 | 12 | 18 | .667 | 16 | 22 | 38 | 39.0 | 19 | 17 | 13 | 4 | 13 | 74 | 75.0 |
| SOUTH DAKOTA ST. | 11/16/22 | 71-56 | W | 28 | 61 | .459 | 7 | 22 | .318 | 8 | 15 | .533 | 9 | 33 | 42 | 40.0 | 19 | 17 | 20 | 4 | 14 | 71 | 73.7 |
| vs Louisville | 11/21/22 | 80-54 | W | 29 | 51 | .569 | 8 | 22 | .364 | 14 | 19 | .737 | 6 | 22 | 28 | 37.0 | 23 | 20 | 16 | 3 | 10 | 80 | 75.2 |
| vs Creighton | 11/22/22 | 87-90 | L | 33 | 70 | .471 | 8 | 20 | .400 | 13 | 17 | .765 | 10 | 21 | 31 | 35.8 | 21 | 15 | 9 | 5 | 8 | 87 | 77.6 |
| vs San Diego St. | 11/23/22 | 78-74 | Wot | 24 | 60 | .400 | 3 | 17 | .176 | 27 | 38 | .711 | 10 | 30 | 40 | 36.5 | 20 | 8 | 16 | 3 | 9 | 78 | 77.7 |
| TROY | 11/28/22 | 74-61 | W | 27 | 51 | .529 | 3 | 11 | .273 | 17 | 23 | .739 | 10 | 23 | 33 | 36.0 | 12 | 4 | 15 | 5 | 8 | 74 | 77.1 |
| SAN JOSE ST. | 12/03/22 | 99-58 | W | 37 | 59 | .627 | 8 | 13 | .615 | 17 | 21 | .810 | 7 | 26 | 33 | 35.6 | 12 | 22 | 11 | 5 | 8 | 99 | 79.9 |
| UNC GREENSBORO | 12/06/22 | 65-58 | W | 18 | 54 | .333 | 3 | 18 | .167 | 26 | 33 | .788 | 8 | 39 | 47 | 36.9 | 14 | 9 | 12 | 9 | 6 | 65 | 78.2 |
| vs Oklahoma | 12/10/22 | 88-78 | W | 35 | 59 | .593 | 4 | 12 | .333 | 14 | 19 | .737 | 8 | 17 | 25 | 35.7 | 12 | 19 | 9 | 5 | 10 | 88 | 79.2 |
| vs Bradley | 12/17/22 | 76-57 | W | 25 | 51 | .490 | 4 | 11 | .364 | 22 | 31 | .710 | 7 | 19 | 26 | 34.8 | 19 | 13 | 11 | 5 | 16 | 76 | 78.9 |
| UNC ASHEVILLE | 12/21/22 | 85-51 | W | 32 | 60 | .533 | 5 | 13 | .385 | 16 | 22 | .727 | 11 | 25 | 36 | 34.9 | 19 | 20 | 10 | 6 | 15 | 85 | 79.4 |
| at LSU | 12/28/22 | 57-60 | L | 24 | 65 | .369 | 4 | 25 | .160 | 5 | 10 | .500 | 13 | 31 | 44 | 35.6 | 14 | 7 | 10 | 5 | 8 | 57 | 77.7 |
| MISSOURI | 01/04/23 | 74-68 | W | 26 | 54 | .481 | 6 | 21 | .286 | 16 | 23 | .696 | 15 | 25 | 40 | 35.9 | 19 | 13 | 17 | 4 | 7 | 74 | 77.4 |
| at Auburn | 01/07/23 | 59-72 | L | 19 | 56 | .339 | 2 | 16 | .125 | 19 | 32 | .594 | 17 | 28 | 45 | 36.5 | 21 | 9 | 14 | 5 | 4 | 59 | 76.2 |
| ALABAMA | 01/11/23 | 69-84 | L | 26 | 61 | .426 | 2 | 10 | .200 | 15 | 23 | .652 | 10 | 27 | 37 | 36.6 | 23 | 9 | 15 | 4 | 6 | 69 | 75.8 |
| at Vanderbilt | 01/14/23 | 84-97 | L | 31 | 63 | .492 | 7 | 18 | .389 | 15 | 24 | .625 | 15 | 16 | 31 | 36.2 | 30 | 11 | 11 | 6 | 3 | 84 | 76.2 |
| at Missouri | 01/18/23 | 76-79 | L | 23 | 50 | .460 | 7 | 17 | .412 | 23 | 26 | .885 | 13 | 29 | 42 | 36.6 | 33 | 12 | 21 | 2 | 6 | 76 | 76.2 |
| OLE MISS | 01/21/23 | 69-57 | W | 26 | 57 | .456 | 8 | 20 | .400 | 9 | 17 | .529 | 8 | 23 | 31 | 36.3 | 16 | 14 | 11 | 4 | 12 | 69 | 75.8 |
| LSU | 01/24/23 | 60-40 | W | 23 | 51 | .451 | 5 | 13 | .385 | 9 | 12 | .750 | 7 | 29 | 36 | 36.2 | 12 | 15 | 12 | 5 | 7 | 60 | 75.1 |
| at Baylor | 01/28/23 | 64-67 | L | 27 | 53 | .509 | 4 | 14 | .286 | 6 | 11 | .545 | 10 | 25 | 35 | 36.2 | 23 | 16 | 15 | 6 | 4 | 64 | 74.5 |
| TEXAS A&M | 01/31/23 | 81-70 | W | 28 | 56 | .500 | 6 | 18 | .333 | 19 | 28 | .679 | 13 | 27 | 40 | 36.4 | 19 | 16 | 17 | 13 | 7 | 81 | 74.8 |
| at South Carolina | 02/04/23 | 65-63 | W | 26 | 55 | .473 | 4 | 15 | .267 | 9 | 13 | .692 | 10 | 22 | 32 | 36.2 | 14 | 11 | 11 | 5 | 3 | 65 | 74.4 |
| at Kentucky | 02/07/23 | 88-73 | W | 32 | 51 | .627 | 4 | 9 | .444 | 20 | 24 | .833 | 6 | 20 | 26 | 35.8 | 18 | 19 | 11 | 7 | 10 | 88 | 75.0 |
| MISSISSIPPI ST. | 02/11/23 | 64-70 | L | 21 | 48 | .438 | 4 | 18 | .222 | 18 | 26 | .692 | 7 | 23 | 30 | 35.5 | 16 | 12 | 13 | 7 | 8 | 64 | 74.5 |
| at Texas A&M | 02/15/23 | 56-62 | L | 22 | 50 | .440 | 5 | 16 | .313 | 7 | 14 | .500 | 5 | 28 | 33 | 35.5 | 23 | 17 | 13 | 6 | 4 | 56 | 73.8 |
| FLORIDA | 02/18/23 | 84-65 | W | 34 | 59 | .576 | 2 | 10 | .200 | 14 | 17 | .824 | 9 | 31 | 40 | 35.6 | 12 | 8 | 13 | 6 | 8 | 84 | 74.2 |
| GEORGIA | 02/21/23 | 97-65 | W | 37 | 58 | .638 | 11 | 20 | .550 | 12 | 22 | .545 | 4 | 29 | 33 | 35.5 | 18 | 26 | 5 | 4 | 7 | 97 | 75.0 |
| Arkansas | | 2100 | | 771 | 1586 | .486 | 140 | 445 | .315 | 418 | 601 | .696 | 271 | 724 | 995 | 35.5 | 520 | 389 | 362 | 147 | 232 | 2100 | 75.0 |
| Opponents | | 1835 | | 638 | 1560 | .409 | 152 | 475 | .320 | 407 | 577 | .705 | 270 | 627 | 897 | 32.0 | 523 | 275 | 406 | 77 | 180 | 1835 | 65.5 |

Games played: 28

Points/game: 75.0

FG Pct: 48.6

3FG Pct: 31.5

FT Pct: 69.6

Rebounds/game: 35.5

Assists/game: 13.9

Turnovers/game: 12.9

Assist/turnover ratio: 1.1

Steals/game: 8.3

Blocks/game: 5.3

2022-23 OPPONENT GAME-BY-GAME STATISTICS

| Opponent | Date | Score | W/L | • TOTAL • | | | • 3-PTRS • | | | • REBOUNDS • | | | | PF | A | TO | Blk | Stl | Pts | Avg | | | |
|-------------------|----------|-------|-----|-----------|------|------|------------|-----|------|--------------|-----|------|-----|-----|-----|------|-----|-----|-----|-----|-----|------|------|
| | | | | FG | FGA | Pct | 3FG | FGA | Pct | FT | FTA | Pct | Off | | | | | | | | Def | Tot | Avg |
| NORTH DAKOTA ST. | 11/07/22 | 76-58 | W | 19 | 56 | .339 | 5 | 21 | .238 | 15 | 23 | .652 | 7 | 28 | 35 | 35.0 | 16 | 7 | 14 | 2 | 5 | 58 | 58.0 |
| FORDHAM | 11/11/22 | 74-48 | W | 17 | 45 | .378 | 4 | 17 | .235 | 10 | 17 | .588 | 9 | 20 | 29 | 32.0 | 17 | 7 | 30 | 0 | 4 | 48 | 53.0 |
| SOUTH DAKOTA ST. | 11/16/22 | 71-56 | W | 18 | 56 | .321 | 3 | 16 | .188 | 17 | 20 | .850 | 6 | 26 | 32 | 32.0 | 14 | 9 | 20 | 2 | 8 | 56 | 54.0 |
| vs Louisville | 11/21/22 | 80-54 | W | 16 | 44 | .364 | 4 | 12 | .333 | 18 | 25 | .720 | 7 | 17 | 24 | 30.0 | 16 | 4 | 22 | 1 | 4 | 54 | 54.0 |
| vs Creighton | 11/22/22 | 87-90 | L | 31 | 53 | .585 | 7 | 14 | .500 | 21 | 29 | .724 | 5 | 30 | 35 | 31.0 | 16 | 17 | 17 | 3 | 5 | 90 | 61.2 |
| vs San Diego St. | 11/23/22 | 78-74 | Wot | 27 | 62 | .435 | 2 | 18 | .111 | 18 | 23 | .783 | 7 | 27 | 34 | 31.5 | 23 | 8 | 15 | 2 | 9 | 74 | 63.3 |
| TROY | 11/28/22 | 74-61 | W | 24 | 56 | .429 | 9 | 28 | .321 | 4 | 8 | .500 | 10 | 16 | 26 | 30.7 | 19 | 10 | 18 | 3 | 6 | 61 | 63.0 |
| SAN JOSE ST. | 12/03/22 | 99-58 | W | 23 | 57 | .404 | 6 | 19 | .316 | 6 | 11 | .545 | 11 | 18 | 29 | 30.5 | 19 | 8 | 18 | 3 | 6 | 58 | 62.4 |
| UNC GREENSBORO | 12/06/22 | 65-58 | W | 21 | 67 | .313 | 9 | 28 | .321 | 7 | 11 | .636 | 8 | 31 | 39 | 31.4 | 26 | 13 | 9 | 3 | 8 | 58 | 61.9 |
| vs Oklahoma | 12/10/22 | 88-78 | W | 32 | 56 | .571 | 7 | 15 | .467 | 7 | 9 | .778 | 7 | 20 | 27 | 31.0 | 17 | 15 | 15 | 1 | 5 | 78 | 63.5 |
| vs Bradley | 12/17/22 | 76-57 | W | 18 | 45 | .400 | 4 | 15 | .267 | 17 | 21 | .810 | 8 | 24 | 32 | 31.1 | 22 | 8 | 27 | 2 | 8 | 57 | 62.9 |
| UNC ASHEVILLE | 12/21/22 | 85-51 | W | 20 | 50 | .400 | 2 | 12 | .167 | 9 | 18 | .500 | 9 | 19 | 28 | 30.8 | 17 | 9 | 20 | 4 | 3 | 51 | 61.9 |
| at LSU | 12/28/22 | 57-60 | L | 25 | 62 | .403 | 4 | 17 | .235 | 6 | 12 | .500 | 9 | 30 | 39 | 31.5 | 13 | 9 | 10 | 3 | 6 | 60 | 61.8 |
| MISSOURI | 01/04/23 | 74-68 | W | 24 | 54 | .444 | 6 | 19 | .316 | 14 | 21 | .667 | 9 | 14 | 23 | 30.9 | 23 | 12 | 10 | 2 | 7 | 68 | 62.2 |
| at Auburn | 01/07/23 | 59-72 | L | 24 | 55 | .436 | 7 | 21 | .333 | 17 | 22 | .773 | 7 | 25 | 32 | 30.9 | 20 | 13 | 8 | 7 | 8 | 72 | 62.9 |
| ALABAMA | 01/11/23 | 69-84 | L | 25 | 54 | .463 | 9 | 20 | .450 | 25 | 36 | .694 | 8 | 29 | 37 | 31.3 | 22 | 11 | 13 | 5 | 8 | 84 | 64.2 |
| at Vanderbilt | 01/14/23 | 84-97 | L | 29 | 56 | .518 | 10 | 18 | .556 | 29 | 36 | .806 | 15 | 23 | 38 | 31.7 | 20 | 10 | 9 | 5 | 5 | 97 | 66.1 |
| at Missouri | 01/18/23 | 76-79 | L | 22 | 49 | .449 | 5 | 20 | .250 | 30 | 40 | .750 | 7 | 16 | 23 | 31.2 | 23 | 8 | 12 | 2 | 13 | 79 | 66.8 |
| OLE MISS | 01/21/23 | 69-57 | W | 23 | 52 | .442 | 5 | 13 | .385 | 6 | 13 | .462 | 7 | 23 | 30 | 31.2 | 17 | 12 | 17 | 6 | 6 | 57 | 66.3 |
| LSU | 01/24/23 | 60-40 | W | 14 | 54 | .259 | 1 | 9 | .111 | 11 | 16 | .688 | 14 | 21 | 35 | 31.4 | 15 | 6 | 15 | 3 | 5 | 40 | 65.0 |
| at Baylor | 01/28/23 | 64-67 | L | 20 | 59 | .339 | 6 | 18 | .333 | 21 | 24 | .875 | 15 | 20 | 35 | 31.5 | 19 | 5 | 8 | 1 | 7 | 67 | 65.1 |
| TEXAS A&M | 01/31/23 | 81-70 | W | 26 | 76 | .342 | 4 | 12 | .333 | 14 | 24 | .583 | 24 | 22 | 46 | 32.2 | 23 | 12 | 8 | 2 | 10 | 70 | 65.3 |
| at South Carolina | 02/04/23 | 65-63 | W | 24 | 58 | .414 | 7 | 19 | .368 | 8 | 14 | .571 | 13 | 21 | 34 | 32.3 | 13 | 12 | 10 | 3 | 6 | 63 | 65.2 |
| at Kentucky | 02/07/23 | 88-73 | W | 29 | 62 | .468 | 4 | 13 | .308 | 11 | 18 | .611 | 14 | 17 | 31 | 32.2 | 17 | 11 | 15 | 3 | 6 | 73 | 65.5 |
| MISSISSIPPI ST. | 02/11/23 | 64-70 | L | 27 | 57 | .474 | 6 | 10 | .600 | 10 | 16 | .625 | 11 | 23 | 34 | 32.3 | 21 | 15 | 12 | 2 | 5 | 70 | 65.7 |
| at Texas A&M | 02/15/23 | 56-62 | L | 19 | 54 | .352 | 6 | 12 | .500 | 18 | 22 | .818 | 9 | 27 | 36 | 32.4 | 20 | 9 | 9 | 4 | 5 | 62 | 65.6 |
| FLORIDA | 02/18/23 | 84-65 | W | 22 | 59 | .373 | 4 | 21 | .190 | 17 | 21 | .810 | 8 | 17 | 25 | 32.1 | 16 | 9 | 12 | 2 | 9 | 65 | 65.6 |
| GEORGIA | 02/21/23 | 97-65 | W | 19 | 52 | .365 | 6 | 18 | .333 | 21 | 27 | .778 | 7 | 22 | 29 | 32.0 | 19 | 6 | 13 | 1 | 3 | 65 | 65.5 |
| Opponents | | 1835 | | 638 | 1560 | .409 | 152 | 475 | .320 | 407 | 577 | .705 | 270 | 627 | 897 | 32.0 | 523 | 275 | 406 | 77 | 180 | 1835 | 65.5 |
| Arkansas | | 2100 | | 771 | 1586 | .486 | 140 | 445 | .315 | 418 | 601 | .696 | 271 | 724 | 995 | 35.5 | 520 | 389 | 362 | 147 | 232 | 2100 | 75.0 |

Games played: 28

Points/game: 65.5

FG Pct: 40.9

3FG Pct: 32.0

FT Pct: 70.5

Rebounds/game: 32.0

Assists/game: 9.8

Turnovers/game: 14.5

Assist/turnover ratio: 0.7

Steals/game: 6.4

Blocks/game: 2.8

ARKANSAS RAZORBACKS

2022-23 GAME-BY-GAME POINTS-ASSISTS-REBOUNDS

| | | | | 0 | 1 | 2 | 3 | 4 | 5 | 11 | 12 | 13 | 15 | 20 | 21 | 22 | 23 | 45 |
|---------------|----------|-------|-----|--------|---------|---------|---------|---------|--------|--------|---------|--------|----------|---------|----------|----------|-------|-------|
| Opponent | Date | Score | WL | Black | Council | Brazile | Smith | Davis | Pinion | Graham | Dunning | Walsh | Mitchell | Johnson | Arbogast | Mitchell | Ford | Blake |
| N. DAK ST | 11/07/22 | 74-61 | W | 3-7-3 | 22-3-2 | 21-12-1 | DNP-Inj | 18-6-0 | 0-0-0 | DNP | 0-0-0 | 4-2-3 | 8-4-1 | 0-0-0 | DNP | DNP | 0-1-0 | DNP |
| FORD | 11/11/22 | 74-48 | W | 10-6-0 | 15-4-7 | 8-8-1 | DNP-Inj | 7-3-5 | 2-0-0 | 10-4-1 | 0-0-0 | 12-4-1 | 8-4-2 | 0-1-0 | 0-0-0 | 0-0-0 | 2-0-0 | 0-1-0 |
| S. DAK ST | 11/16/22 | 71-56 | W | 5-5-5 | 19-2-2 | 13-10-2 | DNP-Inj | 13-2-3 | 2-0-0 | 2-6-0 | 0-0-0 | 10-1-1 | 5-4-3 | 2-4-0 | 0-0-0 | 0-3-1 | 0-3-0 | 0-1-0 |
| vs LOU | 11/21/22 | 80-54 | W | 26-3-6 | 15-3-3 | 1-2-0 | DNP-Inj | 2-0-5 | 2-2-0 | 8-1-0 | 0-0-0 | 7-2-2 | 5-6-1 | DNP | 0-0-0 | 12-6-3 | 2-0-0 | 0-0-0 |
| vs CU | 11/22/22 | 87-90 | L | 26-6-6 | 24-3-3 | 17-6-2 | DNP-Inj | 9-3-2 | 0-0-0 | DNP | DNP | 5-3-2 | 2-1-0 | DNP | DNP | 4-3-0 | DNP | DNP |
| vs S DIEGO ST | 11/23/22 | 78-74 | WOT | 15-5-1 | 19-3-4 | 20-9-0 | DNP-Inj | 2-2-1 | DNP | 0-0-0 | 0-0-0 | 7-5-2 | 2-3-0 | 7-7-0 | DNP | 6-3-0 | DNP | DNP |
| TROY | 11/28/22 | 74-61 | W | 14-8-3 | 27-3-0 | 3-0-1 | 0-1-0 | DNP | 0-1-0 | DNP | 0-0-0 | 6-4-0 | 14-9-0 | 8-3-0 | DNP | 2-2-0 | DNP | DNP |
| SJSU | 12/03/22 | 99-58 | W | 8-4-6 | 17-3-1 | 23-5-2 | 16-1-5 | 0-1-3 | 5-2-0 | 11-6-1 | 0-1-1 | 6-3-0 | 8-4-0 | 0-0-0 | 3-0-0 | 0-1-0 | 2-0-3 | 0-0-0 |
| UNCG | 12/06/22 | 65-58 | W | 11-5-2 | 8-3-2 | 0-2-0 | 22-4-3 | 10-10-0 | DNP | 0-1-0 | DNP | 0-0-1 | 13-14-1 | 1-5-0 | DNP | DNP | 0-0-0 | DNP |
| vs OU | 12/10/22 | 88-78 | W | 8-4-5 | 26-2-5 | DNP-Inj | 21-2-1 | 5-2-2 | DNP | 1-1-0 | DNP | 12-3-1 | 10-6-4 | 5-5-1 | DNP | DNP | DNP | DNP |
| vs BRAD | 12/17/22 | 76-57 | W | 15-3-4 | 16-2-2 | DNP-Inj | 5-1-0 | 7-7-3 | 0-1-0 | 6-2-1 | 1-1-0 | 18-3-1 | 6-3-2 | 2-2-0 | 0-0-0 | 0-0-0 | 0-0-0 | 0-0-0 |
| AVL | 12/21/22 | 85-51 | W | 10-3-3 | 12-2-2 | DNP-Inj | DNP-Inj | 9-2-3 | 10-1-3 | 16-3-1 | 0-0-0 | 4-4-1 | 9-1-3 | 7-7-2 | 0-1-0 | 6-3-0 | 2-3-2 | 0-2-0 |
| at LSU | 12/28/22 | 57-60 | L | 7-8-4 | 13-6-0 | DNP-Inj | DNP-Inj | 16-6-2 | 0-0-0 | 0-1-0 | DNP | 13-9-0 | 8-12-1 | 0-0-0 | DNP | DNP | DNP | DNP |
| MIZ | 01/04/23 | 74-68 | W | 6-2-5 | 25-7-1 | DNP-Inj | DNP-Inj | 10-5-5 | 13-1-0 | 0-0-0 | DNP | 6-7-2 | 8-7-0 | 5-8-0 | DNP | 1-0-0 | DNP | DNP |
| at AUB | 01/07/23 | 59-72 | L | 23-7-4 | 14-2-1 | DNP-Inj | DNP-Inj | 2-2-2 | 0-1-0 | 5-6-0 | 0-0-0 | 6-10-2 | 6-7-0 | 1-5-0 | DNP | 2-2-0 | 0-0-0 | DNP |
| BAMA | 01/11/23 | 69-84 | L | 5-5-1 | 15-2-3 | DNP-Inj | DNP-Inj | 16-10-3 | 0-0-0 | 16-5-1 | DNP | 2-2-0 | 10-5-1 | 0-0-0 | DNP | 5-4-0 | 0-0-0 | DNP |
| at VANDY | 01/14/23 | 84-97 | L | 18-6-3 | 24-3-1 | DNP-Inj | DNP-Inj | 17-3-4 | 6-0-0 | 0-0-0 | 0-0-0 | 0-2-2 | 11-8-0 | 0-1-0 | DNP | 8-2-1 | 0-0-0 | DNP |
| at MIZ | 01/18/23 | 76-79 | L | 15-8-7 | 13-3-1 | DNP-Inj | DNP-Inj | 18-9-3 | 0-0-0 | 0-0-0 | DNP | 12-2-0 | 7-9-1 | 7-7-0 | DNP | DNP | 4-0-0 | DNP |
| OM | 01/21/23 | 69-57 | W | 17-3-8 | 2-1-0 | DNP-Inj | DNP-Inj | 16-5-4 | 13-5-0 | DNP | 0-0-0 | 13-7-0 | 4-2-1 | 0-0-0 | DNP | 4-5-1 | 0-0-0 | DNP |
| LSU | 01/24/23 | 60-40 | W | 14-7-3 | 10-6-7 | DNP-Inj | DNP-Inj | 16-7-3 | 0-0-0 | 6-3-0 | DNP | 4-1-0 | 10-8-1 | 0-1-1 | DNP | DNP-Inj | DNP | DNP |
| at BAYLOR | 01/28/23 | 64-67 | L | 7-6-3 | 25-1-2 | DNP-Inj | DNP-Inj | 16-2-4 | 0-1-0 | 4-9-4 | 0-0-0 | 4-1-0 | 4-4-1 | 0-1-0 | DNP | 4-7-2 | DNP | DNP |
| TA&M | 01/31/23 | 81-70 | W | 11-5-7 | 19-6-4 | DNP-Inj | DNP-Inj | 19-1-4 | DNP | 5-0-0 | DNP | 12-7-1 | 6-5-0 | DNP | DNP | 9-13-0 | DNP | DNP |
| at USC | 02/04/23 | 65-63 | W | 13-6-4 | 10-3-3 | DNP-Inj | DNP-Inj | 15-4-2 | DNP | 16-2-1 | DNP | 4-10-1 | 2-2-0 | 0-0-0 | DNP | 5-4-0 | DNP | DNP |
| at UK | 02/07/23 | 88-73 | W | 19-4-5 | 20-3-4 | DNP-Inj | DNP-Inj | 15-3-7 | 0-0-0 | 2-0-1 | DNP | 13-1-0 | 4-9-2 | DNP | DNP | 15-4-0 | 0-0-0 | DNP |
| MSU | 02/11/23 | 64-70 | L | 23-5-5 | 13-6-3 | DNP-Inj | 5-1-1 | 7-6-2 | DNP | 2-1-0 | DNP | 2-2-1 | 6-4-0 | DNP | DNP | 6-6-0 | DNP | DNP |
| at TA&M | 02/15/23 | 56-62 | L | 9-3-8 | 6-5-4 | DNP-Inj | 0-0-0 | 14-3-3 | DNP | 4-0-0 | DNP | 8-5-1 | 11-9-1 | 0-0-0 | DNP | 4-4-0 | DNP | DNP |
| UF | 02/18/23 | 84-65 | W | 14-5-3 | 15-7-1 | DNP-Inj | 10-1-1 | 0-1-1 | 0-0-0 | 26-7-1 | 0-0-0 | 5-2-0 | 10-10-1 | DNP-Inj | 0-0-0 | 4-4-0 | 0-0-0 | 0-0-0 |
| UGA | 02/21/23 | 97-65 | W | 10-4-8 | 22-3-4 | DNP-Inj | 26-1-2 | 4-1-3 | 6-0-0 | 8-5-2 | 0-0-0 | 9-7-0 | 7-5-4 | DNP-Inj | 0-0-0 | 2-4-1 | 0-2-2 | 3-0-0 |

ARKANSAS RAZORBACKS

2022-23 STARTING LINEUPS

| Date | Opponent | | 1st SUB(S) | | | | | Outcome | RECORD BY LINEUP: | | | | | RECORD BY STARTER | | | |
|---------|---------------|-------|------------|---------|---------------|--------------|--------------------|---------------|-------------------|---------|---------|---------------|--------------|-------------------|---------------|----|------|
| Nov. 7 | N. DAK ST | Black | Davis | Council | Johnson | Khi Mitchell | Brazile | W, 76-58 | Black | Davis | Council | Johnson | Khi Mitchell | 1-1 | Black | 28 | 19-9 |
| Nov. 11 | FORDHAM | Black | Davis | Council | Walsh | Khi Mitchell | Brazile | W, 74-48 | Black | Davis | Council | Walsh | Khi Mitchell | 8-3 | Khi Mitchell | 27 | 18-9 |
| Nov. 16 | S. DAK ST | Black | Davis | Council | Walsh | Khi Mitchell | Brazile | W, 71-56 | Black | Dunning | Council | Walsh | Khi Mitchell | 1-0 | Council | 25 | 17-8 |
| Nov. 21 | vs LOU | Black | Davis | Council | Walsh | Khi Mitchell | Brazile | W, 80-54 | Black | Smith | Council | Walsh | Khi Mitchell | 4-0 | Davis | 23 | 14-9 |
| Nov. 22 | vs CU | Black | Davis | Council | Walsh | Khi Mitchell | Brazile | L, 87-90 | Black | Davis | Walsh | Khel Mitchell | Khi Mitchell | 0-1 | Walsh | 20 | 15-5 |
| Nov. 23 | vs S DIEGO ST | Black | Davis | Council | Walsh | Khi Mitchell | Brazile | (ot) W, 78-74 | Black | Davis | Council | Khel Mitchel | Khi Mitchell | 3-3 | Khel Mitchell | 7 | 3-4 |
| Nov. 28 | TROY | Black | Dunning | Council | Walsh | Khi Mitchell | Brazile | W, 74-61 | Black | Davis | Council | Walsh | Johnson | 1-0 | Smith | 6 | 6-0 |
| Dec. 3 | SJSU | Black | Smith | Council | Walsh | Khi Mitchell | Brazile | W, 99-58 | Black | Smith | Davis | Walsh | Khi Mitchell | 2-0 | Johnson | 3 | 2-1 |
| Dec. 6 | UNCG | Black | Smith | Council | Walsh | Khi Mitchell | Brazile | W, 65-58 | | | | | | | Dunning | 1 | 1-0 |
| Dec. 10 | vs OU | Black | Smith | Council | Walsh | Khi Mitchell | Davis/Graham | W, 88-78 | | | | | | | | | |
| Dec. 17 | vs BRAD | Black | Smith | Council | Walsh | Khi Mitchell | Johnson/Davis | W, 76-57 | | | | | | | | | |
| Dec. 21 | vs UNCA | Black | Davis | Council | Walsh | Khi Mitchell | Johnson | W, 85-51 | | | | | | | | | |
| Dec. 28 | at LSU | Black | Davis | Council | Walsh | Khi Mitchell | Johnson | L, 57-60 | | | | | | | | | |
| Jan. 4 | MIZZOU | Black | Davis | Council | Walsh | Khi Mitchell | Johnson | W, 74-68 | | | | | | | | | |
| Jan. 7 | at AUB | Black | Davis | Council | Walsh | Khi Mitchell | Johnson | L, 59-72 | | | | | | | | | |
| Jan. 11 | BAMA | Black | Davis | Walsh | Khel Mitchell | Khi Mitchell | Council | L, 69-84 | | | | | | | | | |
| Jan. 14 | at VANDY | Black | Davis | Council | Khel Mitchell | Khi Mitchell | Johnson | L, 84-97 | | | | | | | | | |
| Jan. 18 | at MIZZOU | Black | Davis | Council | Johnson | Khi Mitchell | Walsh | L, 76-79 | | | | | | | | | |
| Jan. 21 | OLE MISS | Black | Davis | Council | Walsh | Johnson | Ford/Khel Mitchell | W, 69-57 | | | | | | | | | |
| Jan. 24 | LSU | Black | Davis | Council | Walsh | Khi Mitchell | Kamani | W, 60-40 | | | | | | | | | |
| Jan. 28 | at BAYLOR | Black | Davis | Council | Walsh | Khi Mitchell | Kamani | L, 64-67 | | | | | | | | | |
| Jan. 31 | TX A&M | Black | Davis | Council | Khel Mitchell | Khi Mitchell | Graham | W, 81-70 | | | | | | | | | |
| Feb. 4 | at USC | Black | Davis | Council | Khel Mitchell | Khi Mitchell | Walsh | W, 65-63 | | | | | | | | | |
| Feb. 7 | at UK | Black | Davis | Council | Khel Mitchell | Khi Mitchell | Walsh | W, 88-73 | | | | | | | | | |
| Feb. 11 | MISS ST | Black | Davis | Council | Khel Mitchell | Khi Mitchell | Walsh | L, 64-70 | | | | | | | | | |
| Feb. 15 | at TX A&M | Black | Davis | Council | Khel Mitchell | Khi Mitchell | Walsh | L, 56-65 | | | | | | | | | |
| Feb. 18 | FLORIDA | Black | Smith | Davis | Walsh | Khi Mitchell | Council | W, 84-65 | | | | | | | | | |
| Feb. 21 | GEORGIA | Black | Smith | Davis | Walsh | Khi Mitchell | Council | W, 97-65 | | | | | | | | | |

| RECORD BY 1ST SUB (including ties) | | |
|---------------------------------------|---|-----|
| Brazile | 9 | 8-1 |
| Johnson | 8 | 4-4 |
| Walsh | 5 | 2-3 |
| Council | 3 | 2-1 |
| Davis | 2 | 2-0 |
| Graham | 2 | 2-0 |
| Ford | 1 | 1-0 |
| Khel Mitchell | 1 | 1-0 |

ARKANSAS RAZORBACKS

2022-23 SPECIALTY STATS (ARKANSAS/OPPONENT)

| Opponent | Pts Off TO | Pts In Paint | 2nd Chance | Fast Break | Bench | Ties | Lead Chng | Ark Largest Lead | Best Ark Run | Opp Largest Lead | Best Opp Run | Ark Led | Opp Led | Gm Tied |
|-------------------|---------------|-----------------|---------------|---------------|---------|------|--------------|------------------|-----------------|------------------|-----------------|------------|------------|---------|
| NORTH DAKOTA ST | 20 / 11 | 44 / 24 | 8 / 9 | 9 / 10 | 25 / 12 | 3 | 0 | 21 11:35 2nd | 11-0 | -- -- -- | 10-0 | 38:10 | -- | 1:50 |
| FORDHAM | 30 / 15 | 54 / 20 | 13 / 2 | 11 / 2 | 22 / 17 | 1 | 1 | 21 4:11 2nd | 12-0 | 5 19:03 1st | 7-0 | 33:43 | 4:55 | 1:22 |
| SOUTH DAKOTA ST | 23 / 11 | 32 / 30 | 4 / 7 | 12 / 12 | 19 / 31 | 1 | 2 | 27 8:39 2nd | 11-0 | 1 16:08 1st | 7-0 | 27:54 | 0:17 | 1:49 |
| vs Louisville | 29 / 19 | 38 / 16 | 3 / 2 | 15 / 9 | 25 / 29 | 0 | 0 | 27 4:29 2nd | 17-0 | -- -- -- | 7-0 | 39:47 | -- | 0:13 |
| vs Creighton | 21 / 3 | 42 / 42 | 15 / 5 | 16 / 13 | 21 / 3 | 10 | 10 | 2 14:25 2nd | 6-0 | 12 1:43 1st | 7-0 | 2:08 | 33:45 | 4:07 |
| vs San Diego St | 16 / 16 | 32 / 34 | 11 / 4 | 10 / 9 | 33 / 17 | 5 | 10 | 4 0:03 OT | 8-0 | 13 5:56 1st | 11-0 | 8:52 | 33:47 | 2:15 |
| TROY | 19 / 15 | 46 / 26 | 12 / 10 | 14 / 10 | 13 / 21 | 6 | 11 | 14 1:03 2nd | 17-0 | 7 6:06 1st | 8-0 | 15:32 | 20:22 | 4:06 |
| SAN JOSE ST | 32 / 12 | 52 / 30 | 6 / 10 | 23 / 2 | 44 / 4 | 4 | 12 | 41 0:20 2nd | 11-0 | 4 4:24 1st | 7-0 | 32:34 | 3:01 | 4:25 |
| UNC GREENSBORO | 6 / 9 | 28 / 24 | 4 / 3 | 8 / 6 | 11 / 18 | 4 | 11 | 7 1:29 2nd | 8-0 | 12 4:54 1st | 11-0 | 7:47 | 29:06 | 3:07 |
| vs Oklahoma | 17 / 10 | 58 / 44 | 11 / 8 | 14 / 12 | 11 / 16 | 1 | 8 | 16 9:19 2nd | 8-0 | 9 11:47 1st | 7-0 | 23:41 | 16:06 | 9:19 |
| vs Bradley | 37 / 9 | 40 / 16 | 9 / 8 | 17 / 7 | 16 / 8 | 1 | 3 | 24 11:18 2nd | 11-0 | 2 19:30 1st | 6-0 | 36:11 | 2:43 | 1:06 |
| vs UNC ASHEVILLE | 32 / 5 | 50 / 26 | 8 / 9 | 19 / 5 | 41 / 11 | 1 | 1 | 35 2:42 2nd | 8-0 | 2 19:33 1st | 4-0 | 38:41 | 1:07 | 0:39 |
| at LSU | 4 / 13 | 36 / 40 | 11 / 6 | 7 / 8 | 0 / 25 | 10 | 7 | 6 9:20 2nd | 6-0 | 6 0:17 1st | 8-0 | 14:18 | 18:51 | 6:51 |
| MISSOURI | 8 / 21 | 26 / 28 | 17 / 8 | 18 / 11 | 19 / 29 | 1 | 1 | 8 8:45 2nd | 10-0 | 17 9:31 1st | 11-0 | 14:08 | 25:13 | 0:39 |
| at Auburn | 6 / 25 | 32 / 32 | 8 / 11 | 5 / 5 | 8 / 27 | 0 | 0 | -- -- -- | 5-0 | 15 17:26 2nd | 6-0 | -- | 39:46 | 0:14 |
| ALABAMA | 7 / 24 | 40 / 32 | 8 / 8 | 4 / 24 | 31 / 16 | 5 | 5 | 3 1:18 2nd | 9-0 | 15 1:27 2nd | 13-0 | 4:45 | 32:34 | 2:40 |
| at Vanderbilt | 13 / 12 | 42 / 32 | 16 / 14 | 5 / 7 | 6 / 40 | 6 | 6 | 10 17:37 2nd | 8-0 | 14 7:43 2nd | 12-0 | 14:25 | 20:27 | 5:08 |
| at Missouri | 13 / 31 | 26 / 26 | 8 / 3 | 4 / 9 | 16 / 48 | 11 | 17 | 10 5:07 2nd | 8-0 | 6 16:39 2nd | 10-0 | 26:40 | 09:14 | 4:06 |
| OLE MISS | 15 / 8 | 36 / 28 | 7 / 6 | 12 / 7 | 28 / 21 | 4 | 9 | 21 6:16 2nd | 9-0 | 5 13:37 2nd | 8-0 | 24:39 | 12:42 | 2:39 |
| LSU | 18 / 4 | 28 / 22 | 5 / 9 | 15 / 7 | 6 / 8 | 1 | 0 | 25 3:36 1st | 15-0 | -- -- -- | 9-0 | 38:09 | -- | 1:51 |
| at Baylor | 8 / 13 | 34 / 22 | 5 / 12 | 5 / 10 | 8 / 5 | 4 | 6 | 8 19:33 2nd | 13-0 | 11 10:36 1st | 10-0 | 14:57 | 22:23 | 2:40 |
| TEXAS A&M | 8 / 16 | 38 / 38 | 15 / 19 | 21 / 10 | 17 / 0 | 4 | 0 | 13 7:52 2nd | 7-0 | -- -- -- | 6-0 | 37:03 | -- | 2:57 |
| at South Carolina | 8 / 14 | 38 / 34 | 10 / 12 | 8 / 8 | 20 / 4 | 3 | 12 | 13 17:42 2nd | 8-0 | 1 last 1:40 2nd | 10-0 | 34:27 | 3:45 | 1:48 |
| at Kentucky | 23 / 10 | 46 / 28 | 11 / 13 | 20 / 10 | 15 / 18 | 6 | 11 | 16 4:02 2nd | 8-0 | 2 16:05 1st | 5-0 | 32:39 | 3:59 | 3:22 |
| MISS STATE | 9 / 16 | 28 / 36 | 8 / 11 | 18 / 14 | 9 / 16 | 4 | 5 | 5 19:05 1st | 11-0 | 16 15:56 2nd | 9-0 | 3:18 | 35:05 | 1:37 |
| at Texas A&M | 4 / 11 | 30 / 24 | 5 / 6 | 6 / 10 | 12 / 7 | 5 | 6 | 12 0:26 1st | 9-0 | 8 0:20 2nd | 10-0 | 31:23 | 5:02 | 3:42 |
| FLORIDA | 17 / 10 | 52 / 36 | 15 / 5 | 14 / 8 | 45 / 25 | 4 | 2 | 25 11:18 2nd | 11-0 | 5 13:00 1st | 7-0 | 28:22 | 6:48 | 4:50 |
| GEORGIA | 20 / 4 | 40 / 24 | 7 / 8 | 10 / 15 | 41 / 20 | 1 | 2 | 35 0:27 2nd | 9-0 | 1 18:39 1st | 5-0 | 39:23 | 0:20 | 0:17 |

□ INDICATES LARGEST
LEADS / DEFICITS

BLACK INDICATES
LARGEST UA LEAD
IN A LOSS

RED INDICATES
UA LARGEST DEFICITS
IN A WIN

CHARGES DRAWN

(Deflections • Blocks • Steals)

| Player | 18-19 | 19-20 | 20-21 | 21-22 | 22-23 | Career |
|---------------|-------|-------|-------|-------|-------|--------|
| Black | | | | | 5 | 5 |
| Brazile | | | | NA | 0 | |
| Council | | | NA | NA | 3 | |
| Davis | | | 2 | 0 | 2 | 4 |
| Dunning | | | | | 0 | |
| Ford | | | | | 0 | |
| Graham | | NA | NA | NA | 5 | |
| Johnson | | | RS | 4 | 3 | 7 |
| Khel Mitchell | | NA | NA | NA | 1 | |
| Khi Mitchell | | NA | NA | NA | 0 | |
| Pinion | | | | | 0 | 0 |
| Smith | | | | | 0 | - |
| Walsh | | | | | 1 | 1 |

MOST IN A GAME 2022-23:

DUNKS

(Deflections • Blocks • Steals)

| Player | 18-19 | 19-20 | 20-21 | 21-22 | 22-23 | Career |
|---------------|-------|-------|-------|-------|-------|--------|
| Black | | | | | 17 | 17 |
| Brazile | | | | NA | 12 | |
| Council | | | NA | NA | 27 | |
| Davis | | | 5 | 6 | 4 | 15 |
| Dunning | | | | | 0 | |
| Ford | | | | | 0 | |
| Graham | | NA | NA | NA | 17 | |
| Johnson | | | | RS | 2 | 1 |
| Khel Mitchell | | NA | NA | NA | 19 | |
| Khi Mitchell | | NA | NA | NA | 16 | |
| Pinion | | | | | 2 | 2 |
| Smith | | | | | 1 | 1 |
| Walsh | | | | | 11 | 11 |

MOST IN A GAME 2022-23:

- 4 **Khel Mitchell** (LOU)
- 3 **Brazile** (SDSU); **Graham** (SAN JOSE)
- Council** (OKLA); **Council** (UNCA)
- Black** (@ UK)

- 11 vs Louisville
- 8 vs UNCA
- 7 vs Oklahoma
- 7 at Kentucky
- 6 vs Creighton
- 6 at Auburn
- 6 vs LSU

ALLEY-OOPS

| BASKETS MADE | 31 | ASSISTS | 31 |
|---------------|----|---------|----|
| Council | 6 | Black | 11 |
| Brazile | 6 | Council | 8 |
| Graham | 5 | Davis | 5 |
| Khi Mitchell | 5 | Smith | 4 |
| Khel Mitchell | 5 | Walsh | 2 |
| Black | 3 | Pinion | 1 |
| Walsh | 1 | | |

LAST TIME AN ARKANSAS PLAYER...

• SCORING •

Scored 30 Points: 31 Stanley Umude at Georgia (02/02/22)
Scored 40 Points: 40 Mason Jones vs Auburn (02/04/20)
Scored 50 Points: 51 Rotnei Clarke vs. Alcorn State (11/13/09)
RECORD: 51 Rotnei Clarke vs. Alcorn State (11/13/09)

• FIELD GOALS MADE •

Made 15 Field Goals: 15 (15-21) Rotnei Clarke vs. Alcorn State (11/13/09)
Made 20 Field Goals: 20 (2-30) Dean Tolson vs. Texas A&M (03/02/74)
RECORD: 20 (20-30) Dean Tolson vs. Texas A&M (03/02/74)

• FIELD GOALS ATTEMPTED •

Attempted 20 Field Goals: 20 (7-20) JD Notae Auburn (02/08/22)
Attempted 25 Field Goals: 26 (11-26) JD Notae vs Mercer (11/09/21)
RECORD: 30 (20-30) Dean Tolson vs. Texas A&M (03/02/74)

• FIELD GOAL PERCENTAGE •

Shot 100% FG (Min. 7 att): Daniel Gafford (7-7) at Texas Tech (01/26/19)
RECORD (min 8 att): 100% 8x - Best: Daryll Saulsberry (10-10) 1975

• 3-POINTERS MADE •

Made 7 3-pointers: 8 (8-11) Mason Jones at Texas A&M (03/07/20)
Made 10 3-pointers: 10 (10-13) by Isaiah Joe vs. FIU (12/01/18)
Made 11-Plus 3-pointers: 13 (13-17) by Rotnei Clarke vs. Alcorn State (11/13/09)
RECORD: 13 (13-17) by Rotnei Clarke vs. Alcorn State (11/13/09) (SEC record)

• 3-POINTERS ATTEMPTED •

Attempted 15 3-Pointers: 15 (6-15) Isaiah Joe at Texas A&M (03/07/20)
Attempted 20 3-Pointers: 24 (10-24) Pat Bradley vs. North Texas (12/30/98)
RECORD: 24 (10-24) Pat Bradley vs. North Texas (12/30/98) (SEC record)

• FREE THROWS MADE •

Made 10 Free Throws: 11 Ricky Council IV (11-13) vs Miss State (02/11/23)
Made 15 Free Throws: 16 (16-19) Moses Moody vs Alabama (02/24/21)
Made 20 Plus Free Throws: 22 (22-24) Martin Terry vs. Texas A&M (01/22/72)
RECORD: 22 (22-24) by Martin Terry vs. Texas A&M (01/22/72)

• FREE THROWS ATTEMPTED •

Attempted 15 Free Throws: 16 (13-16) Anthony Black (01/07/23)
Attempted 20 Free Throws: 21 (18-21) Moses Moody vs Alabama (02/24/21)
Attempted 24 Plus Free Throws: 24 (22-24) Martin Terry vs. Texas A&M (01/22/72)
RECORD: 24 (22-24) Martin Terry vs. Texas A&M (01/22/72)

• FREE THROW PERCENTAGE •

Shot 100% FT (min 10 att): Chris Lykes (12-12) vs Elon (12/21/21)
RECORD (min. 11 att): 9x - Best: Tommy Boyer (18-18) in 1963

• REBOUNDS •

Grabbed 15-19 Rebounds: 15 Jaylin Williams vs New Mexico State (03/19/22)
Grabbed 20-Plus Rebounds: 23 Nick Davis vs. Jackson State (11/21/97)
RECORD: 23 by Nick Davis vs. Jackson State (11/21/97)
• Grabbed 10 Offensive Rebounds: 111 Justin Smith vs Oral Roberts (03/27/21)
• **Grabbed 10 Defensive Rebounds: 14 Khi Mitchell & Devo Davis vs UNCG (12/06/22)**

• ASSISTS •

Had 10 Assists: 10 by Jalen Tate vs Georgia (01/09/21)
Had 15 Assists: 15 by Dontell Jefferson vs. Portland State (11/18/05)
RECORD: 15 by Dontell Jefferson vs. Portland State (11/18/05)

• STEALS •

Had 5 Steals: 5 Davonte Davis vs Bradley (12/17/22)
Had 6-7 Steals: 6 Jaylin Williams vs Texas A&M (01/22/22)
Had 8-9 Steals: 8 JD Notae vs New Mexico State (03/19/22)
RECORD: 9 by Robert Shepard at Arizona (12/06/92)

• BLOCKED SHOTS •

Had 5 Blocks: 5 Makhel Mitchell at Kentucky (02/07/23)
Had 6-9 Blocks: 7 Makhel Mitchell vs Texas A&M (01/31/23)
Had 10 Blocks: 10 Steven Hill vs. Texas State (12/06/05)
RECORD: 10 Steven Hill vs. Texas St. (12/06/05) & Oliver Miller vs. Texas (02/04/90)

• TURNOVERS •

Committed 5-9 Turnovers: 6 Anthony Black at Kentucky (02/07/23)
Committed 10 Plus Turnovers: 10 Courtney Fortson at South Carolina (02/21/09)

• MINUTES PLAYED •

40 Minutes (Regulation): 40:00 Davonte Davis at South Carolina (02/04/23)
40+ Min w/OT: 2 vs San Diego St (11/23/22) - Council (41:03) - Brazile (40:05)
45+ Minutes: 47 by BJ Young vs. Auburn (01/16/13)

• MISCELLANEOUS •

2 Players Scored 20+ Pts In Same Game: Ricky Council IV (26) & Nick Smith Jr. (24) vs Oklahoma (12/10/22)
3 Players Scored 20+ Pts In Same Game: at South Carolina (03/02/20)
Moses Moody (28), Justin Smith (22) and JD Notae (21)
2 Players Scored 20+ Pts In Back-To-Back Gms: Mason Jones (37/26) & Isaiah Joe (22/26) vs Tennessee (02/26/20) and at Georgia (02/29/20)
2 Players Scored 20+ Pts In 3 Straight: Mason Jones (41/20/21) & Isaiah Joe (20/21/24) vs Tulsa (12/14/19), Valpo (12/21/19) and Indiana (12/29/19)
8 Players Scored in Double Digits: Mississippi Valley State (11/25/20)
Connor Vanover (25), Desi Sills (19), Moses Moody (16), Vance Jackson (15)
Khalen Robinson (15), Justin Smith (13), JD Notae (13), Jalen Tate (12)
Scored 20 or More Points in Five-Plus Consecutive Games: (5) by Mason Jones 37, 26, 36, 30, 22 (02/26/20 to 03/11/20)
Scored 20 or More Points in 10-Plus Consecutive Games: (11) by Todd Day 20, 23, 26, 26, 22, 31, 23, 21, 27, 21, 20 (12/01/90 to 01/12/91)
Scored 30 or More Points in 3 Straight Games: Mason Jones (only Razorback) 34 vs. S. Carolina (01/29/20), 30 at Alabama (02/01/20), 40 vs Auburn (02/04/20)
Most Points in Back-To-Back Games: 82 by Martin Terry 35 at TCU (02/20/73) and 47 vs. SMU (02/24/73)
Consecutive Free Throws Made: 48 by Ricky Medlock (20 gms; 12/21/74 to 03/04/75)
Double-Double: Pts/Rebs: Khi Mitchell (13 & 14) and Devo Davis (10 & 10) vs UNCG (12/06/22)
Double-Double: Pts/Assists: Jalen Tate (15 & 10) vs Georgia (01/09/21)
Two Players with Double-Double in Same Game: vs UNC Greensboro (12/06/22) Khi Mitchell (13 pts & 14 rebs) and Devo Davis (10 pts & 10 rebs)
5 Straight Double-Doubles: (7) Jaylin Williams 13 & 11 vs AUB; 22 & 10 at BAMA; 13 & 11 at MIZ; 13 & 16 vs TENN; 15 & 10 at FLA; 16 & 12 vs UK; 19 & 10 vs LSU
3+ Straight Double-Doubles in SEC: (5) Jaylin Williams (AUB/@Bama/@MIZ/TEN/@FLA/UK/LSU)
Most Consecutive Double-Doubles: 9 by Dean Tolson (1973-74) and 6 by Derek Hood (1998-99)
Three Players with Double-Double in Same Game: vs Alabama (01/16/10) - Marshawn Powell 18 pts, 10 rebs, Mike Washington (17 pts, 13 rebs) and Courtney Fortson (12 pts, 10 assists)
Had 5-Plus Assists in 5-Plus Consecutive Games: (6) by Jalen Harris 11, 6, 10, 12, 7, 10 (11/21/81 thru 12/15/18)
Had 10 or More Assists in Back-to-Back Games: Jalen Harris 10 vs. FIU (12/01/18) and 12 at Colorado State (12/05/18)
Three-Plus Players with 5-Plus Assists in a Game: vs. Montana State (11/21/18) Jalen Harris (11), Isaiah Joe (5) and Desi Sills (5)
Had 5 or More Steals in Back-to-Back Games: Ronnie Brewer 5 vs. Western Illinois (01/01/06) and 5 vs. Mississippi State (01/07/06)

LAST TIME AN OPPONENT PLAYER...

• SCORING •

Scored 30 Points: 31 Oscar Tshiebwe vs Kentucky (02/26/22)
Scored 40 Points: 45 Jodie Meeks vs. Kentucky (02/14/09)
Scored 50 Points: 56 Oscar Robertson vs. Cincinnati (03/15/58) **(most on record)**

• FIELD GOALS MADE •

Made 15 Field Goals: 17 (17-24) Jodie Meeks vs. Kentucky (02/14/09)
Made 20 Field Goals: 21 Oscar Robertson vs. Cincinnati (03/15/58) **(most on record)**

• FIELD GOALS ATTEMPTED •

Attempted 20 Field Goals: 20 (9-20) Matt Bradley (11/23/22)
Attempted 25 Field Goals: 28 (11-28) Devan Downey vs. South Carolina (02/17/10)

• FIELD GOAL PERCENTAGE •

Shot 100% FG (Min. 7 att): Adam Wing (8-8) vs. Evansville (12/08/15)

• 3-POINTERS MADE •

Made 7 3-pointers: 7 (7-15) Tyler Hall vs. Montana State (11/21/18)
Made 10 3-pointers: 10 (10-19) Lance Weems at Auburn (01/06/96)

• 3-POINTERS ATTEMPTED •

Attempted 15 3-pointers: 15 (7-15) Tyler Hall vs. Montana State (11/21/18)
Attempted 20 3-pointers: 22 (5-22) Jeff Fryer vs. Loyola Marymount (03/16/89)

• FREE THROWS MADE •

Made 10 Free Throws: 10 (10-10) Mark Sears vs Alabama (01/11/23)
Made 15 Free Throws: 15 (15-17) Keyontae Johnson at Florida (02/18/20)

• FREE THROWS ATTEMPTED •

Attempted 15 Free Throws: 15 (12-15) Xavier Pinson (01/02/21)
Attempted 20 Free Throws: 24 (18-24) Frank Williams vs. Illinois (12/08/01)

• FREE THROW PERCENTAGE •

Shot 100% FT (min 10 att): 14-14 Grant Williams at Tennessee (01/15/19)

• REBOUNDS •

Grabbed 15-19 Rebounds: 15 Henry Coleman III vs Texas A&M (01/31/23)
Grabbed 20 Rebounds: 20 Antonio McDyess vs. Alabama (03/11/95)
• Grabbed 10 Offensive Rebounds: 11 Tyler Davis at Texas A&M (01/30/18)
• Grabbed 10 Defensive Rebounds: 10 Oscar Tshiebwe vs Kentucky (02/26/22)

• ASSISTS •

Had 10 Assists: 11 Tremont Waters vs. LSU (01/12/19)
Had 13 Assists: 13 Chuck Evans at Mississippi State (01/27/93) **(on record)**

• STEALS •

Had 5 Steals: 6 Alpha Diallo at Providence (03/19/19)
Had 8 Steals: 8 Terry Conerway vs. Texas State (12/21/02)

• BLOCKED SHOTS •

Had 6-9 Blocks: 6 Johni Broome at Auburn (01/07/23)
Had 10 Plus Blocks: 10 P.J. Roberson vs. Grambling State (11/26/11)

• TURNOVERS •

Committed 7-9 Turnovers: 7 Wendell Green Jr vs Auburn (02/08/22)
Committed 10 Plus Turnovers: 12 Devin Gibson vs. UTSA (12/12/07)

LAST TIME ARKANSAS HIGHS...

• SCORING •

Scored 100-119 Points: 101 at South Carolina (103/02/21)
Scored 120-Plus Points: 142 vs. Mississippi Valley State (11/25/20)
Scored 50 Points in 1st Half: 53 at Georgia (02/02/22)
Scored 50 Points in 2nd Half: 54 vs Georgia (02/21/23)
Scored 60 or More Points in a Half: 61 (1st) vs. Miss Valley State (11/25/20)
Scored 70 or More Points in a Half: 71 (1st) vs. Alcorn (11/13/09)
Scored 80 or More Points in a Half: 81 (2nd) vs. Miss Valley State (11/25/20)
Most Points in a Half: 88 (2nd) vs. U.S. International (12/09/89)

• FIELD GOALS MADE •

Made 40 Field Goals: 40 (40-71) at Georgia (02/02/22)
Made 50 Field Goals: 57 (57-99) vs. Troy (12/10/96)
RECORD: 68 (68-101) vs. U.S. International (12/09/89)

• FIELD GOALS ATTEMPTED •

Attempted 80 Field Goals: 86 (48-86) vs Miss Valley State (11/25/20)
Attempted 90 Field Goals: 99 (57-99) vs. Troy (12/10/96)
Attempted 100 Field Goals: 101 (68-101) vs. US International (12/09/89)
RECORD: 101 (68-101) vs. U.S. International (12/09/89)

• FIELD GOAL PERCENTAGE •

Shot 60% FG: 63.8 (37-58) vs Georgia (02/21/23)
Shot 70% or Better FG: 72.7 (32-44) vs. Alabama State (12/21/83)
RECORD: 79.4 (27-34) vs. Texas Tech (1979)

• 3-POINTERS MADE •

Made 15 3-pointers: 15 (15-28) at Georgia (02/02/22)
Made 20 3-pointers: 20 (20-40) vs Miss Valley State (11/25/20)
RECORD: 21 (21-37) vs. Troy (12/10/96)

• 3-POINTERS ATTEMPTED •

Attempted 30 3-pointers: 33 (15-33) at South Carolina (02/03/21)
Attempted 40 3-pointers: 40 (20-40) vs Miss Valley State (11/25/20)
RECORD: 54 (19-54) vs. North Texas (12/30/98)

• 3-POINT PERCENTAGE •

Shot 50% 3PT FG (min. 15 att): 55.0 (11-22) vs Georgia (02/21/23)
Shot 60% or Better 3PT FG (min. 15 att): 61.1 (11-18) at Vanderbilt (03/06/19)
RECORD (min. 15 att): 66.7 (16-24) vs. Mississippi State (01/09/16)

• FREE THROWS MADE •

Made 20 Free Throws: 20 (20-24) at Kentucky (02/07/23)
Made 30 Free Throws: 36 (36-54) vs LSU (03/04/20)
Made 40 Free Throws: 41 (41-49) at Kentucky (01/25/92)
RECORD: 48 (48-53) vs. Ole Miss (01/17/04)

• FREE THROW ATTEMPTS •

Attempted 40 Free Throws: 43 (27-43) vs Alabama (02/24/21)
Attempted 50 Free Throws: 54 (36-54) vs LSU (03/04/20)
Attempted 60 Free Throws: 65 vs. TCU (1955)
RECORD: 65 vs. TCU (1955)

• FREE THROW PERCENTAGE •

Shot 80% FT (min. 10 att): 83.3 (20-24) at Kentucky (02/07/23)
Shot 90% or Better FT (min. 10 att): 94.4 (17-18) vs. Oklahoma (12/11/21)
RECORD (min 10 att): 100 3x - Best 16-16 at Kentucky (02/27/14)

• REBOUNDS •

Grabbed 40 Rebounds: 40 vs Florida (02/18/23)
Grabbed 50 Rebounds: 54 vs Lipscomb (12/05/20)
Grabbed 55-Plus Rebounds: 58 vs Oral Roberts (12/20/20)
RECORD: 77 vs. Jackson State (01/22/02)

• ASSISTS •

Had 25 Assists: 26 vs Georgia (02/21/23)
Had 30 Assists: 32 vs. Jackson State (11/22/96)
Had 40 Assists: 40 vs. Troy (12/10/96)
RECORD: 47 vs. U.S. International (12/09/89)

• STEALS •

Had 15 Steals: 16 vs Bradley (12/17/22)
Had 20 Steals: 24 vs. Maryland-Eastern Shore (01/02/01)
Had 25 Steals: 26 vs. Louisiana-Monroe (11/25/00)
RECORD: 26 vs. Louisiana-Monroe (11/25/00)

• BLOCKED SHOTS •

Had 10 Blocks: 10 vs Elon (12/21/21)
Had 13 Blocks: 13 vs Texas A&M (01/31/23)
Had 15 Blocks: 15 vs South Alabama (12/30/91)
RECORD: 18 vs. Missouri (12/05/95)

• MOST TURNOVERS •

Had 25 Turnovers: 25 at South Carolina (02/21/09)
Had 30 Turnovers: 32 vs. Providence (11/16/07)
RECORD: 32 vs. Providence (11/16/07)

• FOULS •

Committed 25 Fouls: 28 vs Missouri (01/02/21)
Committed 30 Fouls: 33 at Missouri (01/18/23)
RECORD: 38 vs. Missouri (12/04/61)

LAST TIME ARKANSAS LOWS...

• SCORING •

Held to 40-45 Points: 43 at Florida (01/22/11)
Held to 46-49 Points: 46 at Mississippi State (02/09/16)
Held to 50-55 Points: 53 vs. New Mexico State (03/19/19)
Held to 56-59 Points: 59 at Auburn (01/07/23)
Held to 19 Points or Less in a Half: 19 (1st half) at LSU (12/28/22)

• FIELD GOALS •

Held to Below 20 Field Goals Made: 19 (19-56) at Auburn (01/07/23)

• FIELD GOAL PERCENTAGE •

Held to 20-29% FG: 27.5 (14-51) vs New Mexico State (03/19/22)
Held to 30-35% FG: .339 (19-56) at Auburn (01/07/23)

• 3-POINTERS •

Did not Make a 3-pointer: 0 (0-1) vs South Carolina (01/18/22)
Held to 1-2 3-PT FG Made: 2 (2-16) at Auburn (01/07/23)
Attempted Single-Digit 3-pointers: 9 (4-9) at Kentucky (02/07/23)

• 3-POINT PERCENTAGE •

Shot 10% or Worse 3PT FG: 0.0 (0-11) vs South Carolina (01/18/22)
Shot 11-19% 3PT FG: 19.0 (2-16) at Auburn (01/07/23)

• FREE THROWS •

Made Single Digit Free Throws: 6 (6-11) at Baylor (01/28/23)
Attempted Single Digit Free Throws: 7 (4-7) at Georgia (02/02/22)

• FREE THROW PERCENTAGE •

Shot 40-49% FT: 47.1 (8-17) vs Southern (12/09/20)
Shot Below 40% FT: 26.7 (4-15) at Texas A&M (01/09/13)

• REBOUNDING •

Had 19 or Fewer Rebounds: 19 at Missouri (03/05/13)
Had 20-25 Rebounds: 25 vs Oklahoma (12/10/22)

• ASSISTS •

Held to 6 Assists or less: 4 vs Troy (11/28/22)

• STEALS •

Had 0 Steals: vs Texas Tech (03/21/21) **(only time on record)**
Had 1 Steal: 1 vs Florida (03/09/18)
Had 2-3 Steals: 3 at Vanderbilt (01/14/23)

• BLOCKED SHOTS •

Had No Blocked Shots: 0 vs Missouri (1/23/19)

• FEWEST TURNOVERS •

Had 1-4 Turnovers: 4 vs Georgia (01/29/19)
Had 5 Turnovers: 5 vs New Mexico State (3/19/22)

• FOULS •

Had Single Digit Fouls: 6 vs Mercer (11/09/21)

ARKANSAS MISCELLANEOUS...

| | | |
|-----------------------|-----------------------------|-----------------|
| Played in an OT game: | 11/23/22 vs San Diego State | W, 78-74 (OT) |
| Played in a 2OT game: | 01/23/18 at Georgia | W, 80-77 (2 OT) |
| Played in a 3OT game: | 02/09/80 vs Houston | L, 90-84 (3 OT) |

LAST TIME AN OPPONENT HIGHS...

| |
|--|
| • SCORING • |
| Scored 100 Points: 106 at Tennessee (01/15/19) Scored 110 Points: 117 at Ole Miss (12/10/73) Scored 50 Points in 1st Half: 55 at Tennessee (01/15/19) Scored 50 Points in 2nd Half: 63 at Vanderbilt (01/14/23) Scored 60 or More Points in a Half: 63 (2nd half) at Vanderbilt (01/14/23) |
| • FIELD GOALS MADE • |
| Made 30 Field Goals: 31 (31-61) vs Texas A&M (03/12/22) Made 40 Field Goals: 40 (40-68) by Texas (01/05/10) Made 45 Field Goals: 45 (45-80) vs. Pittsburgh (12/29/86) |
| • FIELD GOALS ATTEMPTED • |
| Attempted 70 Field Goals: 72 (27-72) at South Carolina (03/027/20) Attempted 80 Field Goals: 80 (30-80) by Auburn (02/08/22) |
| • FIELD GOAL PERCENTAGE • |
| Shot 60% FG: 61.1 (15-23) vs. Auburn (02/17/16) Shot 65% FG: 67.7 (4-65) vs. North Carolina (03/23/08) Shot 69% FG: 69.8 (37-53) at Auburn (01/14/95) |
| • 3-POINTERS MADE • |
| Made 15 3-pointers: 15 (15-36) at Alabama (01/16/21) Made 17 3-pointers: 17 (17-37) vs UNI (11/17/21) - TIES RECORD BY OPP (3x) |
| • 3-POINTERS ATTEMPTED • |
| Attempted 30 3-pointers: 32 (8-32) vs Auburn (02/08/22) Attempted 35 3-pointers: 37 (17-7) vs UNI (11/17/21) |
| • 3-POINT PERCENTAGE • |
| Shot 50% 3PT FG (min 15 att): 53.3 (8-15) vs Texas A&M (03/12/22) Shot 60% or Better 3PT FG (min 15 att): 66.7 (12-18) at Tennessee (03/05/22) |
| • FREE THROWS • |
| Made 20 Free Throws: 21 (21-27) vs Georgia (02/21/23) Made 30 Free Throws: 30 (30-40) at Missouri (01/18/23) Made 40 Free Throws: 40 (40-50) vs. UMass (11/25/94) |
| • FREE THROW ATTEMPTS • |
| Attempted 35 Free Throws: 36 (29-36) at Vanderbilt (01/14/23) Attempted 40 Free Throws: 40 (30-40) at Missouri (01/18/23) Attempted 50 Free Throws: 50 (39-50) vs. South Carolina (03/11/04) |
| • FREE THROW PERCENTAGE • |
| Shot 80% FT (min. 10 att): .886 (19-22) vs Oklahoma (02/18/20) Shot 90% or Better FT (min. 10 att): .950 (19-20) vs Texas A&M (01/22/22) Shot 100% (min. 10 att): 1.000 (14-14) vs Florida (02/16/21) |
| • REBOUNDING • |
| Grabbed 45 Rebounds: 46 vs Texas A&M (01/31/23) Grabbed 50 Rebounds: 51 vs Missouri (01/02/21) Grabbed 55-Plus Rebounds: 60 vs Auburn (02/08/22) Grabbed 20 Offensive Rebounds: 24 vs Texas A&M (01/31/23) |
| • ASSISTS • |
| Had 25 Assists: 25 vs. Louisville (11/17/09) Had 30 Assists: 30 at UAB (01/27/90) |
| • STEALS • |
| Had 15 Steals: 15 at LSU (02/24/10) Had 18 Steals: 18 vs. Alcorn State (12/02/95) |
| • BLOCKED SHOTS • |
| Had 10 Blocks: 10 at Tennessee (01/22/14) Had 13 Blocks: 13 at Mississippi State (01/14/10) |
| • MOST TURNOVERS • |
| Had 20 Turnovers: 22 vs Colgate (03/19/21) Had 25 Turnovers: 27 vs Bradley (12/17/22) Had 30 Turnovers: 30 vs. Fordham (11/11/22) MOST ON RECORD: 42 vs. Grambling (12/31/00) and Bethune-Cookman (12/02/97) |
| • FOULS • |
| Committed 30-plus Fouls: 32 vs Alabama (02/24/21) RECORD: 36 vs. Centenary (12/04/82) |

LAST TIME AN OPPONENT LOWS

| |
|--|
| • SCORING • |
| Held to 30-39 Points: 33 vs. Vanderbilt (01/12/13) Held to 40-45 Points: 40 vs LSU (01/24/23) Held to 46-49 Points: 48 vs Fordham (11/11/22) Held to 50-55 Points: 50 vs Lipscomb (12/05/20) Held to 56-59 Points: 5x LAST 58 vs UNC Greensboro (12/06/22) Held Below 20 Points in 1st Half: 14 vs LSU (01/24/23) Held Below 20 Points in 2nd Half: 18 vs Savannah State (12/12/13) No Opponent Player Scored in Double-Digits: vs LSU (01/24/23) |
| • FIELD GOAL PERCENTAGE • |
| Held to 21% or Worse FG: .2097 (13-62) vs. Jackson State (11/22/02) Held to 20-29% FG: .259 (14-54) vs LSU (01/24/23) Held to 30-35% FG: .342 (26-76) vs Texas A&M (01/31/23) |
| • 3-POINTERS • |
| Did not Make a 3-pointer: 0 (0-10) by Mississippi State (02/07/15) Held to 1 3-PT FG Made: 1 (1-9) vs LSU (01/24/23) Held to 2-3 3-PT FG Made: 2 (2-18) vs San Diego State (11/23/22) |
| • 3-POINT PERCENTAGE • |
| Shot 10% or Worse 3PT FG: 6.3 (1-16) vs Ole Miss (01/27/21) Shot 11-16% 3PT FG: 11.1 (1-9) vs LSU (01/24/23) Shot 17-19% 3PT FG: 19.0 (4-21) vs Florida (02/18/23) |
| • FREE THROWS • |
| Made 1-5 Free Throws: 5 (5-13) vs Ole Miss (01/21/23) Made 6-9 Free Throws: 6 (6-12) at LSU (12/28/22) |
| • FREE THROW ATTEMPTS • |
| Attempted Single Digit Free Throws: 8 (3-8) vs Alabama (02/24/21) |
| • FREE THROW PERCENTAGE • |
| Shot Below 40% FT: 38.1 (8-21) vs. Texas State (12/22/18) Shot 40-49% FT: 46.2 (5-13) vs Ole Miss (01/21/23) |
| • REBOUNDING • |
| Had 19 or Fewer Rebounds: 19 vs. Missouri-Kansas City (12/02/06) Had 20-25 Rebounds: 25 vs Florida (02/18/23) |
| • ASSISTS • |
| Held 5 Assists or Fewer: 5 at Baylor (01/28/23) |
| • STEALS • |
| Had No Steals: 0 vs Vanderbilt (01/15/20) Had 1 Steal: 1 vs Cincinnati (11/23/21) Had 2 Steals: 2 vs Mississippi State (02/05/22) |
| • BLOCKED SHOTS • |
| Had No Blocked Shots: 0 vs Fordham (11/11/22) |
| • FEWEST TURNOVERS • |
| Had 0-5 Turnovers: 5 at Tennessee (01/06/21) Had 6-9 Turnovers: 8 at Baylor (01/28/23) |
| • FOULS • |
| Had Single Digit Fouls: 8 at Michigan (12/08/12) Committed 10-14 Fouls: 14 vs UNI (11/17/21) |

| | | | | | | | | | |
|---|--|---|-----------|--|----|----|----|-----------|--|
| GAME 1 | |  | 58 | North Dakota State | 26 | 32 | 58 | 76 |  |
|  | | | | #10/10 ARKANSAS | 34 | 42 | 76 | | |
| | | | | Nov. 7, 2022 • Fayetteville, Ark. • Bud Walton Arena | | | | | |

North Dakota St. 58 • 0-1

| # | Player | Total | | 3-Ptr | | Rebounds | | | PF | TP | A | TO | Blk | Stl | Min |
|--------|----------------|--------|--------|--------|--------|----------|-----|-----|----|----|---|----|-----|-----|-----|
| | | FG-FGA | FG-FGA | FT-FTA | FT-FTA | Off | Def | Tot | | | | | | | |
| 04 | Grant Nelson | f | 5-9 | 1-2 | 6-8 | 0 | 6 | 6 | 4 | 17 | 0 | 4 | 1 | 0 | 21 |
| 23 | Andrew Morgan | f | 3-8 | 0-1 | 1-4 | 3 | 4 | 7 | 2 | 7 | 0 | 3 | 1 | 2 | 25 |
| 05 | Luke Yoder | g | 1-3 | 0-1 | 0-0 | 0 | 4 | 4 | 0 | 2 | 4 | 2 | 0 | 0 | 30 |
| 12 | Lance Waddles | g | 1-9 | 1-7 | 0-0 | 0 | 4 | 4 | 1 | 3 | 2 | 0 | 0 | 0 | 22 |
| 14 | Boden Skunberg | g | 5-13 | 1-4 | 6-8 | 0 | 1 | 1 | 4 | 17 | 1 | 4 | 0 | 0 | 35 |
| 02 | Tajavis Miller | | 1-6 | 1-3 | 0-0 | 0 | 3 | 3 | 2 | 3 | 0 | 1 | 0 | 1 | 19 |
| 11 | Jacari White | | 2-6 | 0-1 | 2-3 | 1 | 1 | 2 | 0 | 6 | 0 | 0 | 0 | 2 | 15 |
| 22 | Joshua Streit | | 0-0 | 0-0 | 0-0 | 3 | 1 | 4 | 3 | 0 | 0 | 0 | 0 | 0 | 15 |
| 33 | Sam Hastreiter | | 1-2 | 1-2 | 0-0 | 0 | 1 | 1 | 0 | 3 | 0 | 0 | 0 | 0 | 18 |
| | Team | | | | | 0 | 3 | 3 | | | | | | | |
| Totals | | | 19-56 | 5-21 | 15-23 | 7 | 28 | 35 | 16 | 58 | 7 | 14 | 2 | 5 | 200 |

FG % 1st Half: 8-26 30.8% 2nd half: 11-30 36.7% Game: 19-56 33.9% Deadball Rebounds 4
 3FG % 1st Half: 2-12 16.7% 2nd half: 3-9 33.3% Game: 5-21 23.8%
 FT % 1st Half: 8-12 66.7% 2nd half: 7-11 63.6% Game: 15-23 65.2%

Arkansas 76 • 1-0

| # | Player | Total | | 3-Ptr | | Rebounds | | | PF | TP | A | TO | Blk | Stl | Min |
|--------|-------------------|--------|--------|--------|--------|----------|-----|-----|----|----|----|----|-----|-----|-----|
| | | FG-FGA | FG-FGA | FT-FTA | FT-FTA | Off | Def | Tot | | | | | | | |
| 15 | Makhi Mitchell | f | 4-5 | 0-0 | 0-0 | 1 | 3 | 4 | 4 | 8 | 1 | 0 | 0 | 3 | 20 |
| 20 | Kamani Johnson | f | 0-0 | 0-0 | 0-0 | 0 | 0 | 0 | 2 | 0 | 0 | 1 | 0 | 1 | 10 |
| 00 | Anthony Black | g | 1-7 | 0-0 | 1-2 | 0 | 7 | 7 | 3 | 3 | 0 | 2 | 1 | 3 | 30 |
| 01 | Ricky Council IV | g | 9-14 | 1-2 | 3-6 | 1 | 2 | 3 | 1 | 22 | 2 | 1 | 1 | 1 | 36 |
| 04 | Davonte Davis | g | 6-14 | 0-2 | 6-8 | 0 | 6 | 6 | 1 | 28 | 0 | 5 | 1 | 2 | 39 |
| 02 | Trevon Brazile | | 7-14 | 3-6 | 4-5 | 1 | 11 | 12 | 2 | 21 | 1 | 2 | 1 | 0 | 32 |
| 05 | Joseph Pinion | | 0-0 | 0-0 | 0-0 | 0 | 0 | 0 | 1 | 0 | 0 | 0 | 0 | 0 | 3 |
| 12 | Barry Dunning Jr. | | 0-1 | 0-0 | 0-0 | 0 | 0 | 0 | 0 | 0 | 0 | 0 | 0 | 1 | 9 |
| 13 | Jordan Walsh | | 1-1 | 0-0 | 2-2 | 0 | 2 | 2 | 5 | 4 | 3 | 0 | 0 | 0 | 18 |
| 23 | Derrian Ford | | 0-1 | 0-0 | 0-0 | 1 | 0 | 1 | 0 | 0 | 0 | 0 | 0 | 0 | 3 |
| | Team | | | | | 2 | 3 | 5 | | | | | | | |
| Totals | | | 28-57 | 4-10 | 16-23 | 6 | 34 | 40 | 19 | 76 | 10 | 11 | 4 | 11 | 200 |

FG % 1st Half: 12-30 40.0% 2nd half: 16-27 59.3% Game: 28-57 49.1% Deadball Rebounds 2
 3FG % 1st Half: 1-4 25.0% 2nd half: 3-6 50.0% Game: 4-10 40.0%
 FT % 1st Half: 9-14 64.3% 2nd half: 7-9 77.8% Game: 16-23 69.6%

Officials: Hunter Allen, Josue Nieves, Steven Anderson
 Technical fouls: North Dakota St.-None. Arkansas-Kamani Johnson.
 Attendance: 19200

| Score by periods | | | | 1st | 2nd | Total |
|------------------|--|--|--|-----|-----|-------|
| North Dakota St. | | | | 26 | 32 | 58 |
| Arkansas | | | | 34 | 42 | 76 |

Last FG - NDSU 2nd-00:03, ARK 2nd-00:09.
 Largest lead - NDSU None, ARK by 21 2nd-11:35.
 NDSU led for 00:00. ARK led for 38:10. Game was tied for 01:50.

Score tied - 3 times.
 Lead changed - 0 times.

| | | | | | | | | | |
|--|--|--|-----------|---|----|----|----|-----------|--|
| GAME 2 | |  | 48 | Fordham | 21 | 27 | 48 | 74 |  |
|  | | | | #10/10 ARKANSAS | 32 | 42 | 74 | | |
| | | | | Nov. 11, 2022 • Fayetteville, Ark. • Bud Walton Arena | | | | | |

Fordham 48 • 1-1

| # | Player | Total | | 3-Ptr | | Rebounds | | | PF | TP | A | TO | Blk | Stl | Min |
|--------|---------------------|--------|--------|--------|--------|----------|-----|-----|----|----|---|----|-----|-----|-----|
| | | FG-FGA | FG-FGA | FT-FTA | FT-FTA | Off | Def | Tot | | | | | | | |
| 02 | Khalid Moore | f | 3-7 | 0-2 | 1-2 | 0 | 1 | 1 | 2 | 7 | 2 | 1 | 0 | 0 | 27 |
| 03 | Abdus Tsimbila | f | 1-2 | 0-0 | 0-0 | 0 | 6 | 6 | 2 | 2 | 0 | 2 | 0 | 3 | 21 |
| 30 | Darius Quisenberry | g | 2-8 | 1-4 | 5-6 | 0 | 1 | 1 | 1 | 10 | 1 | 3 | 0 | 1 | 30 |
| 10 | Kyle Rose | g | 2-3 | 2-3 | 0-2 | 3 | 1 | 4 | 0 | 6 | 0 | 4 | 0 | 0 | 21 |
| 24 | Antrell Chariton | g | 3-10 | 0-2 | 0-0 | 0 | 1 | 1 | 3 | 6 | 2 | 9 | 0 | 0 | 30 |
| 01 | Will Richardson | | 0-2 | 0-0 | 0-0 | 0 | 2 | 2 | 1 | 0 | 1 | 1 | 0 | 0 | 17 |
| 11 | Romad Dean | | 2-4 | 0-1 | 1-1 | 1 | 1 | 2 | 0 | 5 | 0 | 2 | 0 | 0 | 21 |
| 12 | Elijah Gray | | 4-5 | 1-2 | 1-4 | 0 | 2 | 2 | 4 | 10 | 0 | 1 | 0 | 0 | 11 |
| 13 | Zach Riley | | 0-0 | 0-0 | 0-0 | 1 | 0 | 1 | 0 | 0 | 1 | 0 | 0 | 0 | 6 |
| 14 | Albe Evans | | 0-0 | 0-0 | 0-0 | 0 | 0 | 0 | 0 | 0 | 0 | 0 | 0 | 0 | 0+ |
| 15 | Rostyslav Novitskiy | | 0-0 | 0-0 | 2-2 | 1 | 3 | 4 | 3 | 2 | 0 | 4 | 0 | 0 | 9 |
| 23 | Patrick Kelly | | 0-4 | 0-3 | 0-0 | 2 | 0 | 2 | 1 | 0 | 0 | 0 | 0 | 0 | 7 |
| | Team | | | | | 1 | 2 | 3 | | | | | | | |
| Totals | | | 17-45 | 4-17 | 10-17 | 9 | 20 | 29 | 17 | 48 | 7 | 30 | 0 | 4 | 200 |

FG % 1st Half: 8-21 38.1% 2nd half: 9-24 37.5% Game: 17-45 37.8% Deadball Rebounds 4,2
 3FG % 1st Half: 2-9 22.2% 2nd half: 2-8 25.0% Game: 4-17 23.5%
 FT % 1st Half: 3-6 50.0% 2nd half: 7-11 63.6% Game: 10-17 58.8%

Arkansas 74 • 2-0

| # | Player | Total | | 3-Ptr | | Rebounds | | | PF | TP | A | TO | Blk | Stl | Min |
|--------|-------------------|--------|--------|--------|--------|----------|-----|-----|----|----|----|----|-----|-----|-----|
| | | FG-FGA | FG-FGA | FT-FTA | FT-FTA | Off | Def | Tot | | | | | | | |
| 13 | Jordan Walsh | f | 5-7 | 0-2 | 2-3 | 1 | 3 | 4 | 3 | 12 | 1 | 1 | 0 | 0 | 21 |
| 15 | Makhi Mitchell | f | 4-7 | 0-0 | 0-0 | 2 | 2 | 4 | 3 | 8 | 2 | 0 | 2 | 3 | 26 |
| 00 | Anthony Black | g | 3-8 | 1-6 | 3-4 | 2 | 4 | 6 | 2 | 10 | 0 | 4 | 1 | 2 | 24 |
| 01 | Ricky Council IV | g | 5-12 | 1-3 | 4-4 | 1 | 3 | 4 | 2 | 15 | 7 | 2 | 0 | 2 | 37 |
| 04 | Davonte Davis | g | 3-12 | 0-3 | 1-2 | 0 | 3 | 3 | 1 | 7 | 5 | 1 | 0 | 3 | 39 |
| 02 | Trevon Brazile | | 3-7 | 0-2 | 2-3 | 4 | 4 | 8 | 3 | 8 | 1 | 2 | 1 | 1 | 32 |
| 05 | Joseph Pinion | | 1-1 | 0-0 | 0-0 | 0 | 0 | 0 | 1 | 2 | 0 | 0 | 0 | 1 | 4 |
| 11 | Jalen Graham | | 5-7 | 0-0 | 0-0 | 3 | 1 | 4 | 3 | 10 | 1 | 1 | 0 | 0 | 11 |
| 12 | Barry Dunning Jr. | | 0-0 | 0-0 | 0-0 | 0 | 0 | 0 | 1 | 0 | 0 | 0 | 0 | 0 | 3 |
| 20 | Kamani Johnson | | 0-1 | 0-0 | 0-2 | 1 | 0 | 1 | 0 | 0 | 0 | 0 | 0 | 0 | 3 |
| 21 | Cade Arbogast | | 0-0 | 0-0 | 0-0 | 0 | 0 | 0 | 0 | 0 | 0 | 0 | 0 | 0 | 0+ |
| 22 | Makhi Mitchell | | 0-1 | 0-0 | 0-0 | 0 | 0 | 0 | 0 | 0 | 0 | 1 | 0 | 1 | 4 |
| 23 | Derrian Ford | | 1-2 | 0-0 | 0-0 | 0 | 0 | 0 | 0 | 2 | 0 | 0 | 0 | 0 | 5 |
| 45 | Lawson Blake | | 0-0 | 0-0 | 0-0 | 0 | 1 | 1 | 0 | 0 | 0 | 0 | 0 | 0 | 1 |
| | Team | | | | | 2 | 1 | 3 | | | | | | | |
| Totals | | | 30-65 | 2-16 | 12-18 | 16 | 22 | 38 | 19 | 74 | 17 | 13 | 4 | 13 | 200 |

FG % 1st Half: 14-36 38.9% 2nd half: 16-29 55.2% Game: 30-65 46.2% Deadball Rebounds 3
 3FG % 1st Half: 2-12 16.7% 2nd half: 0-4 0.0% Game: 2-16 12.5%
 FT % 1st Half: 2-5 40.0% 2nd half: 10-13 76.9% Game: 12-18 66.7%

Officials: Bharat Ramnanan, Chris Ford, Chuck Jones
 Technical fouls: Fordham-None. Arkansas-Trevon Brazile.
 Attendance: 19200

| Score by periods | | | | 1st | 2nd | Total |
|------------------|--|--|--|-----|-----|-------|
| Fordham | | | | 21 | 27 | 48 |
| Arkansas | | | | 32 | 42 | 74 |

Last FG - FU 2nd-00:36, ARK 2nd-00:01.
 Largest lead - FU by 5 1st-19:03, ARK by 26 2nd-04:11.
 FU led for 04:55. ARK led for 33:43. Game was tied for 01:22.

Score tied - 1 time.
 Lead changed - 1 time.

| | | | | | | | | | | | | | |
|---|--|---|--|-----------|---------------------------|-----------|-----------|-----------|-----------|---|--|--|--|
| GAME 3 | |  | | 56 | South Dakota State | 29 | 27 | 56 | 71 |  | | | |
|  | | #9/10 ARKANSAS | | 41 | 30 | 71 | | | | | | | |
| Nov. 16, 2022 • Fayetteville, Ark. • Bud Walton Arena | | | | | | | | | | | | | |

South Dakota St. 56 • 2-2

| # | Player | | Total | | 3-Ptr | | Rebounds | | | PF | TP | A | TO | Blk | Stl | Min |
|----|------------------|---|--------|--------|--------|-----|----------|-----|----|----|----|----|----|-----|-----|-----|
| | | | FG-FGA | FG-FGA | FT-FTA | Off | Def | Tot | | | | | | | | |
| 32 | Matt Dentlinger | f | 0-2 | 0-1 | 3-4 | 0 | 1 | 1 | 3 | 3 | 2 | 4 | 0 | 1 | 22 | |
| 42 | William Kyle III | f | 3-5 | 0-0 | 2-2 | 1 | 1 | 2 | 4 | 8 | 0 | 3 | 1 | 0 | 16 | |
| 02 | Zeke Mayo | g | 4-8 | 1-3 | 0-0 | 0 | 8 | 8 | 0 | 9 | 1 | 2 | 0 | 2 | 30 | |
| 30 | Charlie Easley | g | 1-6 | 0-2 | 0-0 | 1 | 0 | 1 | 1 | 2 | 1 | 2 | 0 | 0 | 27 | |
| 34 | Alex Arians | g | 1-3 | 0-1 | 1-2 | 0 | 7 | 7 | 1 | 3 | 2 | 2 | 0 | 0 | 20 | |
| 01 | Matt Mims | | 0-6 | 0-2 | 8-8 | 0 | 1 | 1 | 0 | 8 | 1 | 0 | 0 | 1 | 19 | |
| 11 | Matthew Mors | | 1-8 | 0-2 | 0-0 | 2 | 1 | 3 | 1 | 2 | 0 | 1 | 1 | 0 | 20 | |
| 13 | Luke Appel | | 4-7 | 0-0 | 1-1 | 1 | 2 | 3 | 2 | 9 | 1 | 1 | 0 | 1 | 11 | |
| 15 | Tanner Te Slaa | | 2-6 | 1-2 | 2-2 | 0 | 2 | 2 | 1 | 7 | 1 | 3 | 0 | 3 | 22 | |
| 22 | Aaron Fiegen | | 0-0 | 0-0 | 0-0 | 0 | 0 | 0 | 0 | 0 | 0 | 0 | 0 | 0 | 2 | |
| 33 | Broden Lien | | 2-5 | 1-3 | 0-1 | 1 | 2 | 3 | 1 | 5 | 0 | 1 | 0 | 0 | 11 | |
| | Team | | | | | 0 | 1 | 1 | | | | 1 | | | | |
| | Totals | | 18-56 | 3-16 | 17-20 | 6 | 26 | 32 | 14 | 56 | 9 | 20 | 2 | 8 | 200 | |

| | | | | | | |
|--|---|-----------|------------------------|--------------|--------------|---|
| GAME 5 |  | 90 | #10/8 Creighton | 40 50 | 90 80 |  |
| | | | #9/9 ARKANSAS | 34 53 | 87 | |
| Nov. 22, 2022 • Lahaina, Hawaii • Lahaina Civic Center | | | | | | |

Creighton 90 • 6-0

| # | Player | Total | | 3-Ptr | | Rebounds | | | PF | TP | A TO Blk Stl | | | | | Min |
|--------|---------------------|--------|--------|--------|-------------|----------|-------|--------------|-----|----|--------------|--|--|--|--|-----|
| | | FG-FGA | FG-FGA | FT-FTA | Off Def Tot | PF | TP | A TO Blk Stl | | | | | | | | |
| 24 | Arthur Kaluma | f | 4-8 | 0-1 | 1-2 | 2 4 6 | 2 9 | 2 6 1 2 | 3 | 20 | | | | | | 30 |
| 11 | Ryan Kalkbrenner | c | 9-12 | 0-0 | 3-6 | 3 4 7 | 4 21 | 1 2 2 1 | 38 | | | | | | | 38 |
| 02 | Ryan Nemhhard | g | 6-12 | 3-4 | 10-12 | 0 6 6 | 1 25 | 5 2 0 0 | 36 | | | | | | | 36 |
| 23 | Trey Alexander | | 4-6 | 0-0 | 4-5 | 0 5 5 | 3 12 | 6 2 0 2 | 32 | | | | | | | 32 |
| 55 | Baylor Scheierman | g | 7-10 | 3-5 | 3-4 | 0 7 7 | 4 20 | 3 2 0 0 | 39 | | | | | | | 39 |
| 04 | Shereef Mitchell | | 0-1 | 0-1 | 0-0 | 0 1 1 | 1 0 | 0 1 0 0 | 4 | | | | | | | 4 |
| 05 | Francisco Farabello | | 1-3 | 1-3 | 0-0 | 0 0 0 | 0 3 | 0 1 0 0 | 13 | | | | | | | 13 |
| 13 | Mason Miller | | 0-0 | 0-0 | 0-0 | 0 0 0 | 0 0 | 0 0 0 0 | 6 | | | | | | | 6 |
| 33 | Fredrick King | | 0-1 | 0-0 | 0-0 | 0 1 1 | 1 0 | 0 0 0 0 | 2 | | | | | | | 2 |
| | Team | | | | | 0 2 2 | | 1 | | | | | | | | |
| Totals | | | 31-53 | 7-14 | 21-29 | 5 30 35 | 16 90 | 17 17 3 5 | 200 | | | | | | | |

FG % 1st Half: 17-31 54.8% 2nd half: 14-22 63.6% Game: 31-53 58.5% Deadball Rebounds 4
 3FG % 1st Half: 5-10 50.0% 2nd half: 2-4 50.0% Game: 7-14 50.0%
 FT % 1st Half: 1-1 100.0 2nd half: 20-28 71.4% Game: 21-29 72.4%

Arkansas 87 • 4-1

| # | Player | Total | | 3-Ptr | | Rebounds | | | PF | TP | A TO Blk Stl | | | | | Min |
|--------|------------------|--------|--------|--------|-------------|----------|-------|--------------|-----|----|--------------|--|--|--|--|-----|
| | | FG-FGA | FG-FGA | FT-FTA | Off Def Tot | PF | TP | A TO Blk Stl | | | | | | | | |
| 13 | Jordan Walsh | f | 1-5 | 1-2 | 2-2 | 0 3 3 | 3 5 | 2 2 0 1 | 36 | | | | | | | 36 |
| 15 | Makhi Mitchell | f | 1-2 | 0-0 | 0-0 | 1 0 1 | 3 2 | 0 2 0 1 | 11 | | | | | | | 11 |
| 00 | Anthony Black | g | 10-18 | 1-3 | 5-7 | 3 3 6 | 3 26 | 6 3 0 2 | 38 | | | | | | | 38 |
| 01 | Ricky Council IV | g | 9-19 | 2-6 | 4-4 | 1 2 3 | 3 24 | 3 1 0 2 | 40 | | | | | | | 40 |
| 04 | Davonte Davis | g | 3-9 | 1-4 | 2-2 | 0 3 3 | 4 9 | 2 0 0 1 | 39 | | | | | | | 39 |
| 02 | Trevon Brazile | | 7-14 | 3-5 | 0-1 | 1 5 6 | 5 17 | 2 1 3 1 | 32 | | | | | | | 32 |
| 05 | Joseph Pinin | | 0-0 | 0-0 | 0-0 | 0 0 0 | 0 0 | 0 0 0 0 | 0+ | | | | | | | 0+ |
| 22 | Makhel Mitchell | | 2-3 | 0-0 | 0-1 | 1 2 3 | 0 4 | 0 0 2 0 | 7 | | | | | | | 7 |
| | Team | | | | | 3 3 6 | | | | | | | | | | |
| Totals | | | 33-70 | 8-20 | 13-17 | 10 21 31 | 21 87 | 15 9 5 8 | 200 | | | | | | | |

FG % 1st Half: 15-34 44.1% 2nd half: 18-36 50.0% Game: 33-70 47.1% Deadball Rebounds 1
 3FG % 1st Half: 0-5 0.0% 2nd half: 8-15 53.3% Game: 8-20 40.0%
 FT % 1st Half: 4-6 66.7% 2nd half: 9-11 81.8% Game: 13-17 76.5%

Officials: Randy Richardson, Lee Cassell, Paul Szelc
 Technical fouls: Creighton-None. Arkansas-TEAM.
 Attendance: 2400

| Score by periods | | 1st | 2nd | Total | | | In | Off | 2nd | Fast | | |
|------------------|--|-----|-----|-------|--|--|--------|-------|-----|--------|-------|-------|
| | | CU | ARK | | | | Points | Paint | T/O | Chance | Break | Bench |
| Creighton | | 40 | 50 | 90 | | | 42 | 3 | 5 | 13 | 3 | 3 |
| Arkansas | | 34 | 53 | 87 | | | 42 | 21 | 15 | 16 | 21 | 21 |

Last FG - CU 2nd-01:12, ARK 2nd-00:03. Score tied - 10 times.
 Largest lead - CU by 12 1st-01:43, ARK by 2 2nd-14:25. Lead changed - 10 times.
 CU led for 33:45. ARK led for 02:08. Game was tied for 04:07.

| | | | | | | |
|---|---|-----------|------------------------|--------------|--------------|---|
| GAME 7 |  | 61 | Troy | 33 28 | 61 76 |  |
| | | | #11/11 ARKANSAS | 31 43 | 74 | |
| Nov. 28, 2022 • Fayetteville, Ark. • Bud Walton Arena | | | | | | |

Troy 61 • 6-2

| # | Player | Total | | 3-Ptr | | Rebounds | | | PF | TP | A TO Blk Stl | | | | | Min |
|--------|-------------------|--------|--------|--------|-------------|----------|-------|--------------|-----|----|--------------|--|--|--|--|-----|
| | | FG-FGA | FG-FGA | FT-FTA | Off Def Tot | PF | TP | A TO Blk Stl | | | | | | | | |
| 10 | Zay Williams | f | 5-9 | 0-4 | 1-2 | 1 3 4 | 3 11 | 1 2 1 1 | 24 | | | | | | | 24 |
| 30 | Christian Turner | f | 1-3 | 0-2 | 0-0 | 1 0 1 | 2 2 | 0 3 0 2 | 24 | | | | | | | 24 |
| 00 | Kieffer Punter | g | 0-4 | 0-3 | 0-0 | 0 0 0 | 3 0 | 1 3 0 0 | 25 | | | | | | | 25 |
| 02 | Aamer Muhammad | g | 2-7 | 1-3 | 0-0 | 0 3 3 | 2 5 | 3 1 0 0 | 32 | | | | | | | 32 |
| 11 | Nelson Phillips | g | 7-17 | 6-12 | 2-2 | 1 6 7 | 2 22 | 3 3 2 1 | 35 | | | | | | | 35 |
| 05 | Christyone Eugene | | 5-10 | 2-3 | 1-2 | 0 1 1 | 2 13 | 0 4 0 1 | 28 | | | | | | | 28 |
| 15 | Jackson Fields | | 0-0 | 0-0 | 0-0 | 0 1 1 | 3 0 | 1 1 0 1 | 12 | | | | | | | 12 |
| 21 | Nate Tshimanga | | 1-1 | 0-0 | 0-2 | 0 1 1 | 1 2 | 0 1 0 0 | 7 | | | | | | | 7 |
| 32 | Lydell Geffrard | | 3-5 | 0-1 | 0-0 | 2 1 3 | 1 6 | 1 0 0 0 | 13 | | | | | | | 13 |
| | Team | | | | | 5 0 5 | | | | | | | | | | |
| Totals | | | 24-56 | 9-28 | 4-8 | 10 16 26 | 19 61 | 10 18 3 6 | 200 | | | | | | | |

FG % 1st Half: 13-26 50.0% 2nd half: 11-30 36.7% Game: 24-56 42.9% Deadball Rebounds 2
 3FG % 1st Half: 6-14 42.9% 2nd half: 3-14 21.4% Game: 9-28 32.1%
 FT % 1st Half: 1-4 25.0% 2nd half: 3-4 75.0% Game: 4-8 50.0%

Arkansas 74 • 6-1

| # | Player | Total | | 3-Ptr | | Rebounds | | | PF | TP | A TO Blk Stl | | | | | Min |
|--------|-------------------|--------|--------|--------|-------------|----------|-------|--------------|-----|----|--------------|--|--|--|--|-----|
| | | FG-FGA | FG-FGA | FT-FTA | Off Def Tot | PF | TP | A TO Blk Stl | | | | | | | | |
| 13 | Jordan Walsh | f | 1-6 | 0-0 | 4-5 | 0 4 4 | 3 6 | 0 2 1 2 | 20 | | | | | | | 20 |
| 15 | Makhi Mitchell | f | 6-8 | 0-0 | 2-2 | 4 5 9 | 2 14 | 0 2 3 0 | 28 | | | | | | | 28 |
| 00 | Anthony Black | g | 5-8 | 2-4 | 2-4 | 1 7 8 | 1 14 | 3 3 1 2 | 40 | | | | | | | 40 |
| 01 | Ricky Council IV | g | 12-18 | 1-4 | 2-2 | 2 1 3 | 2 27 | 0 2 0 1 | 39 | | | | | | | 39 |
| 12 | Barry Dunning Jr. | g | 0-0 | 0-0 | 0-0 | 0 0 0 | 0 0 | 0 1 0 0 | 1 | | | | | | | 1 |
| 02 | Trevon Brazile | | 1-5 | 0-2 | 1-2 | 0 0 0 | 2 3 | 1 5 0 2 | 25 | | | | | | | 25 |
| 03 | Nick Smith Jr. | | 0-2 | 0-1 | 0-0 | 1 0 1 | 0 0 | 0 0 0 0 | 6 | | | | | | | 6 |
| 05 | Joseph Pinin | | 0-0 | 0-0 | 0-0 | 0 1 1 | 0 0 | 0 0 0 0 | 2 | | | | | | | 2 |
| 20 | Kamani Johnson | | 1-3 | 0-0 | 6-8 | 0 3 3 | 2 8 | 0 0 0 1 | 32 | | | | | | | 32 |
| 22 | Makhel Mitchell | | 1-1 | 0-0 | 0-0 | 1 1 2 | 0 2 | 0 0 0 0 | 7 | | | | | | | 7 |
| | Team | | | | | 1 1 2 | | | | | | | | | | |
| Totals | | | 27-51 | 3-11 | 17-23 | 10 23 33 | 12 74 | 4 15 5 8 | 200 | | | | | | | |

FG % 1st Half: 11-26 42.3% 2nd half: 16-25 64.0% Game: 27-51 52.9% Deadball Rebounds 4,1
 3FG % 1st Half: 1-6 16.7% 2nd half: 2-5 40.0% Game: 3-11 27.3%
 FT % 1st Half: 8-10 80.0% 2nd half: 9-13 69.2% Game: 17-23 73.9%

Officials: Brian O'Connell, Owen Shortt, Joe Lindsay
 Technical fouls: Troy-None. Arkansas-None.
 Attendance: 19200

| Score by periods | | 1st | 2nd | Total | | | In | Off | 2nd | Fast | | |
|------------------|--|------|-----|-------|--|--|--------|-------|-----|--------|-------|-------|
| | | TROY | ARK | | | | Points | Paint | T/O | Chance | Break | Bench |
| Troy | | 33 | 28 | 61 | | | 26 | 15 | 10 | 10 | 21 | 21 |
| Arkansas | | 31 | 43 | 74 | | | 46 | 20 | 12 | 14 | 13 | 13 |

Last FG - TROY 2nd-00:55, ARK 2nd-00:43. Score tied - 6 times.
 Largest lead - TROY by 7 1st-06:06, ARK by 14 2nd-01:03. Lead changed - 11 times.
 TROY led for 20:22. ARK led for 15:32. Game was tied for 04:06.

| | | | | | | |
|--|--|-----------|------------------------------|--------------------|-----------|---|
| GAME 6 |  | 78 | #9/9 ARKANSAS | 26 41 11 78 | 74 |  |
| | | | #17/9 San Diego State | 35 32 7 74 | | |
| Nov. 23, 2022 • Lahaina, Hawaii • Lahaina Civic Center | | | | | | |

Arkansas 78 • 5-1

| # | Player | Total | | 3-Ptr | | Rebounds | | | PF | TP | A TO Blk Stl | | | | | Min |
|--------|-------------------|--------|--------|--------|-------------|----------|-------|--------------|-----|----|--------------|--|--|--|--|-----|
| | | FG-FGA | FG-FGA | FT-FTA | Off Def Tot | PF | TP | A TO Blk Stl | | | | | | | | |
| 13 | Jordan Walsh | f | 3-7 | 0-2 | 1-2 | 3 2 5 | 4 7 | 2 1 1 0 | 34 | | | | | | | 34 |
| 15 | Makhi Mitchell | f | 0-0 | 0-0 | 2-2 | 0 3 3 | 1 2 | 0 0 0 1 | 11 | | | | | | | 11 |
| 00 | Anthony Black | g | 3-11 | 0-2 | 9-10 | 1 4 5 | 2 15 | 1 4 0 1 | 39 | | | | | | | 39 |
| 01 | Ricky Council IV | g | 6-19 | 0-3 | 7-11 | 1 2 3 | 3 19 | 4 3 0 2 | 41 | | | | | | | 41 |
| 04 | Davonte Davis | g | 1-4 | 0-2 | 0-0 | 1 1 2 | 0 2 | 1 1 0 0 | 17 | | | | | | | 17 |
| 02 | Trevon Brazile | | 6-14 | 3-8 | 5-8 | 0 9 9 | 3 20 | 0 1 0 2 | 40 | | | | | | | 40 |
| 11 | Jalen Graham | | 0-0 | 0-0 | 0-0 | 0 0 0 | 0 0 | 0 0 0 0 | 2 | | | | | | | 2 |
| 12 | Barry Dunning Jr. | | 0-0 | 0-0 | 0-0 | 0 0 0 | 1 0 | 0 1 0 1 | 8 | | | | | | | 8 |
| 20 | Kamani Johnson | | 2-2 | 0-0 | 3-5 | 4 3 7 | 3 7 | 0 1 0 2 | 19 | | | | | | | 19 |
| 22 | Makhi Mitchell | | 3-3 | 0-0 | 0-0 | 0 3 3 | 3 6 | 0 1 2 0 | 14 | | | | | | | 14 |
| | Team | | | | | 0 3 3 | | 3 | | | | | | | | |
| Totals | | | 24-60 | 3-17 | 27-38 | 10 30 40 | 20 78 | 8 16 3 9 | 225 | | | | | | | |

FG % 1st Half: 9-22 40.9% 2nd half: 11-29 37.9% OT: 4-9 44.4% Game: 24-60 40.0% Deadball Rebounds 4
 3FG % 1st Half: 0-8 0.0% 2nd half: 3-8 37.5% OT: 0-1 0.0% Game: 3-17 17.6%
 FT % 1st Half: 8-12 66.7% 2nd half: 16-22 72.7% OT: 3-4 75.0% Game: 27-38 71.1%

San Diego St. 74 • 4-2

| # | Player | Total | | 3-Ptr | | Rebounds | | | PF |
|---|--------|-------|--|-------|--|----------|--|--|----|
|---|--------|-------|--|-------|--|----------|--|--|----|

| | | | | | | | | |
|--|---|----------------------|-----------------------|-----------|-----------|-----------|-----------|---|
| GAME 9 |  | 58 | UNC Greensboro | 26 | 32 | 58 | 65 |  |
| | | #9/8 ARKANSAS | | 21 | 44 | 65 | | |
| Dec. 6, 2022 • Fayetteville, Ark. • Bud Walton Arena | | | | | | | | |

UNC Greensboro 58 • 4-6

| # | Player | | Total | | 3-Ptr | Rebounds | | | | | PF | TP | A | TO | Blk | Stl | Min |
|--------|---------------------|---|--------|--------|--------|----------|-----|-----|----|----|----|----|---|----|-----|-----|-----|
| | | | FG-FGA | FG-FGA | FT-FTA | Off | Def | Tot | | | | | | | | | |
| 04 | Mohammed Abdulsalam | f | 2-6 | 0-0 | 1-1 | 3 | 7 | 10 | 4 | 5 | 0 | 0 | 2 | 1 | | 25 | |
| 33 | Bas Leyte | f | 2-8 | 0-2 | 1-2 | 1 | 2 | 3 | 2 | 5 | 1 | 0 | 0 | 0 | | 25 | |
| 00 | Keyshaun Langley | g | 3-11 | 1-7 | 2-3 | 1 | 1 | 2 | 2 | 9 | 3 | 1 | 0 | 3 | 31 | | |
| 03 | Kobe Langley | g | 4-14 | 2-5 | 0-0 | 0 | 8 | 8 | 4 | 10 | 7 | 0 | 0 | 0 | 0 | 29 | |
| 24 | Dante Treacy | g | 4-12 | 1-3 | 2-3 | 0 | 5 | 5 | 2 | 11 | 1 | 4 | 0 | 0 | 32 | | |
| 02 | Mikeal Brown-Jones | | 1-4 | 0-1 | 1-2 | 0 | 2 | 2 | 4 | 3 | 1 | 2 | 0 | 1 | 18 | | |
| 11 | Keondre Kennedy | | 1-6 | 1-4 | 0-0 | 0 | 2 | 2 | 4 | 3 | 0 | 2 | 1 | 0 | 15 | | |
| 12 | Donovan Atwell | | 4-6 | 4-6 | 0-0 | 0 | 0 | 0 | 3 | 12 | 0 | 0 | 0 | 0 | 3 | 13 | |
| 15 | Cortez Johnson | | 0-0 | 0-0 | 0-0 | 0 | 0 | 0 | 0 | 0 | 0 | 0 | 0 | 0 | 1 | | |
| 20 | Joryam Saizonou | | 0-0 | 0-0 | 0-0 | 0 | 1 | 1 | 1 | 0 | 0 | 0 | 0 | 0 | 6 | | |
| 22 | Jalen Breath | | 0-0 | 0-0 | 0-0 | 0 | 1 | 1 | 0 | 0 | 0 | 0 | 0 | 0 | 5 | | |
| Team | | | | | | 3 | 2 | 5 | | | | | | | | | |
| Totals | | | 21-67 | 9-28 | 7-11 | 8 | 31 | 39 | 26 | 58 | 13 | 9 | 3 | 8 | 200 | | |

| | | | | | | | | | | |
|-----------------|------|-------|-----------|-------|-------|-------|-------|-------|----------|---|
| FG % 1st Half: | 9-31 | 29.0% | 2nd half: | 12-36 | 33.3% | Game: | 21-67 | 31.3% | Deadball | |
| 3FG % 1st Half: | 4-15 | 26.7% | 2nd half: | 5-13 | 38.5% | Game: | 9-28 | 32.1% | Rebounds | 2 |
| FT % 1st Half: | 4-7 | 57.1% | 2nd half: | 3-4 | 75.0% | Game: | 7-11 | 63.6% | | |

Arkansas 65 • 8-1

| # | Player | | Total | | 3-Ptr | | Rebounds | | | PF | TP | A TO Blk Stl | | | | Min |
|--------|------------------|---|--------|--------|--------|--------|----------|-----|-----|----|----|--------------|----|-----|-----|-----|
| | | | FG-FGA | FG-FGA | FT-FTA | FT-FTA | Off | Def | Tot | | | A | TO | Blk | Stl | |
| 13 | Jordan Walsh | f | 0-2 | 0-2 | 0-0 | 0 | 0 | 0 | 1 | 0 | 1 | 1 | 0 | 0 | 8 | |
| 15 | Makhi Mitchell | f | 4-5 | 0-0 | 5-7 | 0 | 14 | 14 | 2 | 13 | 1 | 0 | 4 | 2 | 32 | |
| 00 | Anthony Black | g | 4-8 | 2-4 | 1-3 | 1 | 4 | 5 | 3 | 11 | 2 | 1 | 1 | 0 | 33 | |
| 01 | Ricky Council IV | g | 1-7 | 0-3 | 6-6 | 0 | 3 | 3 | 3 | 8 | 2 | 3 | 0 | 0 | 37 | |
| 03 | Nick Smith Jr. | g | 6-14 | 1-5 | 9-11 | 0 | 4 | 4 | 1 | 22 | 3 | 2 | 1 | 1 | 39 | |
| 02 | Trevon Brazile | | 0-3 | 0-1 | 0-0 | 1 | 1 | 2 | 0 | 0 | 0 | 1 | 2 | 0 | 9 | |
| 04 | Davonte Davis | | 3-13 | 0-3 | 4-4 | 1 | 9 | 10 | 4 | 10 | 0 | 3 | 0 | 3 | 29 | |
| 11 | Jalen Graham | | 0-1 | 0-0 | 0-0 | 1 | 0 | 1 | 0 | 0 | 0 | 1 | 0 | 0 | 3 | |
| 20 | Kamani Johnson | | 0-1 | 0-0 | 1-2 | 1 | 4 | 5 | 0 | 1 | 0 | 0 | 1 | 0 | 9 | |
| 23 | Derrian Ford | | 0-0 | 0-0 | 0-0 | 0 | 0 | 0 | 0 | 0 | 0 | 0 | 0 | 0 | 1 | |
| Team | | | | | | 3 | 0 | 3 | | | | | | | | |
| Totals | | | | 18-54 | 3-18 | 26-33 | 8 | 39 | 47 | 14 | 65 | 9 | 12 | 9 | 6 | 200 |

| | | | | | | | | | | |
|-----------------|------|-------|-----------|-------|-------|-------|-------|-------|----------|-----|
| FG % 1st Half: | 9-30 | 30.0% | 2nd half: | 9-24 | 37.5% | Game: | 18-54 | 33.3% | Deadball | |
| 3FG % 1st Half: | 0-8 | 0.0% | 2nd half: | 3-10 | 30.0% | Game: | 3-18 | 16.7% | Rebounds | 4,1 |
| FT % 1st Half: | 3-6 | 50.0% | 2nd half: | 23-27 | 85.2% | Game: | 26-33 | 78.8% | | |

Officials: Robert Felder, Rob Rorke, Tony Greene
 Technical fouls: UNC Greensboro-None. Arkansas-None.
 Attendance: 19200

| Score by periods | | | | 1st | 2nd | Total | | | | |
|------------------|--|--|--|-----|-----|-------|--|--|--|--|
| UNC Greensboro | | | | 26 | 32 | 58 | | | | |
| Arkansas | | | | 21 | 44 | 65 | | | | |

Last FG - UNC 2nd-00:21, ARK 2nd-01:29.
 Largest lead - UNC by 12 1st-04:54, ARK by 7 2nd-01:29.
 UNC led for 29:06. ARK led for 07:47. Game was tied for 03:07.

| | | | | | | | | |
|---|---|------------------------|----------------|-----------|-----------|-----------|-----------|---|
| GAME 11 |  | 57 | Bradley | 25 | 32 | 57 | 76 |  |
| | | #10/10 ARKANSAS | | 37 | 39 | 76 | | |
| Dec. 17, 2022 • N. Little Rock, Ark. • Simmons Bank Arena | | | | | | | | |

Bradley 57 • 7-4

| # | Player | | Total | | 3-Ptr | | Rebounds | | | | PF | TP | A TO Blk Stl | | | | Min |
|--------|----------------------|---|--------|--------|--------|-------|----------|-----|----|----|----|----|--------------|-----|----|-----|-----|
| | | | FG-FGA | FG-FGA | FT-FTA | Off | Def | Tot | A | TO | | | Blk | Stl | | | |
| 14 | Malevy Leons | f | 2-4 | 0-1 | 7-8 | 6 | 2 | 8 | 4 | 11 | 0 | 4 | 1 | 4 | 24 | | |
| 51 | Rienk Mast | f | 5-9 | 0-2 | 7-9 | 0 | 6 | 6 | 3 | 17 | 0 | 6 | 0 | 1 | 27 | | |
| 03 | Zek Montgomery | g | 2-5 | 0-0 | 0-0 | 1 | 3 | 4 | 1 | 4 | 0 | 3 | 0 | 0 | 24 | | |
| 10 | Connor Hickman | g | 2-6 | 2-5 | 0-0 | 0 | 4 | 4 | 4 | 6 | 0 | 4 | 0 | 0 | 30 | | |
| 21 | Duke Deen | g | 4-9 | 2-5 | 1-2 | 0 | 4 | 4 | 3 | 11 | 4 | 3 | 0 | 2 | 29 | | |
| 01 | James "Pop" Weathers | | 1-2 | 0-0 | 0-0 | 0 | 0 | 0 | 2 | 2 | 0 | 0 | 0 | 1 | 9 | | |
| 05 | Christian Davis | | 0-2 | 0-1 | 0-0 | 0 | 0 | 0 | 0 | 0 | 0 | 0 | 0 | 0 | 3 | | |
| 22 | Ja'Shon Henry | | 1-6 | 0-0 | 2-2 | 1 | 2 | 3 | 2 | 4 | 2 | 2 | 0 | 0 | 25 | | |
| 23 | Ville Tahvanainen | | 0-1 | 0-1 | 0-0 | 0 | 2 | 2 | 1 | 0 | 0 | 0 | 0 | 0 | 14 | | |
| 35 | Darius Hannah | | 1-1 | 0-0 | 0-0 | 0 | 1 | 1 | 2 | 2 | 2 | 2 | 1 | 0 | 15 | | |
| Team | | | | | | 0 | 0 | 0 | | | | | | | | | |
| Totals | | | | 18-45 | 4-15 | 17-21 | 8 | 24 | 32 | 22 | 57 | 8 | 27 | 2 | 8 | 200 | |

| | | | | | | | | | | |
|-----------------|------|-------|-----------|-------|-------|-------|-------|-------|----------|-----|
| FG % 1st Half: | 9-19 | 47.4% | 2nd half: | 9-26 | 34.6% | Game: | 18-45 | 40.0% | Deadball | |
| 3FG % 1st Half: | 2-3 | 66.7% | 2nd half: | 2-12 | 16.7% | Game: | 4-15 | 26.7% | Rebounds | 3,1 |
| FT % 1st Half: | 5-6 | 83.3% | 2nd half: | 12-15 | 80.0% | Game: | 17-21 | 81.0% | | |

Arkansas 76 • 10-1

| # | Player | | Total | | 3-Ptr | Rebounds | | | PF | TP | A | TO | Blk | Stl | Min |
|--------|-------------------|---|--------|--------|--------|----------|-----|-----|----|----|----|----|-----|-----|-----|
| | | | FG-FGA | FG-FGA | FT-FTA | Off | Def | Tot | | | | | | | |
| 13 | Jordan Walsh | f | 7-7 | 1-1 | 3-4 | 0 | 3 | 3 | 5 | 18 | 1 | 0 | 0 | 4 | 28 |
| 15 | Makhi Mitchell | f | 3-5 | 0-0 | 0-0 | 1 | 2 | 3 | 5 | 6 | 2 | 2 | 1 | 2 | 17 |
| 00 | Anthony Black | g | 4-7 | 0-1 | 7-11 | 1 | 2 | 3 | 1 | 15 | 4 | 2 | 2 | 2 | 38 |
| 01 | Ricky Council IV | | 4-10 | 1-3 | 7-8 | 0 | 2 | 2 | 2 | 16 | 2 | 2 | 0 | 2 | 36 |
| 03 | Nick Smith Jr. | g | 1-8 | 1-4 | 2-2 | 1 | 0 | 1 | 1 | 5 | 0 | 2 | 0 | 1 | 21 |
| 04 | Davonte Davis | | 3-9 | 1-2 | 0-0 | 3 | 4 | 7 | 0 | 7 | 3 | 1 | 0 | 5 | 30 |
| 05 | Joseph Pinion | | 0-0 | 0-0 | 0-0 | 0 | 1 | 1 | 0 | 0 | 0 | 0 | 0 | 0 | 1 |
| 11 | Jalen Graham | | 2-4 | 0-0 | 2-4 | 0 | 2 | 2 | 3 | 6 | 1 | 1 | 1 | 0 | 11 |
| 12 | Barry Dunning Jr. | | 0-0 | 0-0 | 1-2 | 0 | 1 | 1 | 0 | 1 | 0 | 0 | 0 | 0 | 1 |
| 20 | Kamani Johnson | | 1-1 | 0-0 | 0-0 | 1 | 1 | 2 | 2 | 2 | 0 | 0 | 1 | 0 | 12 |
| 21 | Cade Arbogast | | 0-0 | 0-0 | 0-0 | 0 | 0 | 0 | 0 | 0 | 0 | 0 | 0 | 0 | 1 |
| 22 | Makhel Mitchell | | 0-0 | 0-0 | 0-0 | 0 | 0 | 0 | 0 | 0 | 0 | 0 | 0 | 0 | 1 |
| 23 | Derrian Ford | | 0-0 | 0-0 | 0-0 | 0 | 0 | 0 | 0 | 0 | 0 | 1 | 0 | 0 | 2 |
| 45 | Lawson Blake | | 0-0 | 0-0 | 0-0 | 0 | 0 | 0 | 0 | 0 | 0 | 0 | 0 | 0 | 1 |
| Team | | | | | | 0 | 1 | 1 | | | | | | | |
| Totals | | | 25-51 | 4-11 | 22-31 | 7 | 19 | 26 | 19 | 76 | 13 | 11 | 5 | 16 | 200 |

| | | | | | | | | | | |
|-----------------|-------|-------|-----------|-------|-------|-------|-------|-------|----------|---|
| FG % 1st Half: | 13-28 | 46.4% | 2nd half: | 12-23 | 52.2% | Game: | 25-51 | 49.0% | Deadball | |
| 3FG % 1st Half: | 2-6 | 33.3% | 2nd half: | 2-5 | 40.0% | Game: | 4-11 | 36.4% | Rebounds | 3 |
| FT % 1st Half: | 9-12 | 75.0% | 2nd half: | 13-19 | 68.4% | Game: | 22-31 | 71.0% | | |

Officials: Keith Patterson, Josue Nieves, Rob Rorke
 Technical fouls: Bradley-TEAM. Arkansas-Jordan Walsh 2.
 Attendance: 16675

| Score by periods | | | | 1st | 2nd | Total | | | | |
|------------------|--|--|--|-----|-----|-------|--|--|--|--|
| Bradley | | | | 25 | 32 | 57 | | | | |
| Arkansas | | | | 37 | 39 | 76 | | | | |

Last FG - BRAD 2nd-02:32, ARK 2nd-02:03.
 Largest lead - BRAD by 2 1st-19:30, ARK by 24 2nd-11:18.
 BRAD led for 02:43. ARK led for 36:11. Game was tied for 01:06.

| | | | | | | | | |
|---|--|----------------------|----------------------|-----------|-----------|-----------|-----------|---|
| GAME 10 |  | 78 | #-RV Oklahoma | 40 | 38 | 78 | 88 |  |
| | | #9/9 ARKANSAS | | 43 | 45 | 88 | | |
| Dec. 10, 2022 • Tulsa, Okla. • BOK Center | | | | | | | | |

Oklahoma 78 • 7-3

| | | Total | 3-Ptr | Rebounds | | | | | | | | | | | |
|--------|-----------------|--------|--------|----------|-----|-----|-----|----|----|----|----|-----|-----|-----|-----|
| # | Player | FG-FGA | FG-FGA | FT-FTA | Off | Def | Tot | PF | TP | A | TO | Blk | Stl | Min | |
| 01 | Jalen Hill | f | 4-6 | 0-1 | 3-4 | 2 | 3 | 5 | 1 | 11 | 1 | 2 | 0 | 0 | 28 |
| 35 | Tanner Groves | f | 2-5 | 2-4 | 0-0 | 1 | 3 | 4 | 5 | 6 | 1 | 2 | 0 | 1 | 21 |
| 12 | Milos Uzan | g | 7-11 | 1-2 | 0-1 | 0 | 2 | 2 | 4 | 15 | 5 | 1 | 0 | 0 | 34 |
| 25 | Grant Sherfield | g | 8-14 | 3-6 | 4-4 | 1 | 1 | 2 | 2 | 23 | 3 | 4 | 0 | 3 | 34 |
| 34 | Jacob Groves | g | 3-4 | 1-1 | 0-0 | 0 | 2 | 2 | 0 | 7 | 1 | 1 | 0 | 0 | 24 |
| 04 | Joe Bamisile | | 4-7 | 0-1 | 0-0 | 0 | 5 | 5 | 2 | 8 | 1 | 2 | 1 | 0 | 19 |
| 10 | Sam Godwin | | 3-4 | 0-0 | 0-0 | 1 | 0 | 1 | 2 | 6 | 1 | 1 | 0 | 0 | 16 |
| 14 | Bijan Cortes | | 1-5 | 0-0 | 0-0 | 0 | 1 | 1 | 1 | 2 | 2 | 2 | 0 | 1 | 22 |
| 22 | CJ Noland | | 0-0 | 0-0 | 0-0 | 0 | 0 | 0 | 0 | 0 | 0 | 0 | 0 | 0 | 2 |
| | Team | | | | | 2 | 3 | 5 | | | | | | | |
| Totals | | | 32-56 | 7-15 | 7-9 | 7 | 20 | 27 | 17 | 78 | 15 | 15 | 1 | 5 | 200 |

| | | | | | | |
|--|--|---|--|------------------------------|------------------------|----------------------|
| GAME 13 ESPN 2 | |  | 57 #9/7 ARKANSAS LSU | 19 38 24 36 | 57 60 | 60 LSU |
| Dec. 28, 2022 • Baton Rouge, La. • Maravich Center | | | | | | |

Arkansas 57 • 11-2,0-1 SEC

| # | Player | Total | | 3-Ptr | | Rebounds | | | PF | TP | A TO Blk Stl | | | | Min |
|----------------------|------------------|--------|-----------------|--------|-------------|-------------|----|--------------|----------|----|--------------|----|---|---|-----|
| | | FG-FGA | FG-FGA | FT-FTA | Off Def Tot | PF | TP | A TO Blk Stl | | | | | | | |
| 13 | Jordan Walsh | f | 6-14 | 1-8 | 0-0 | 3 | 6 | 9 | 4 | 13 | 0 | 2 | 2 | 2 | 32 |
| 15 | Makhi Mitchell | f | 3-5 | 0-0 | 2-3 | 2 | 10 | 12 | 3 | 8 | 1 | 1 | 3 | 0 | 36 |
| 00 | Anthony Black | g | 3-8 | 0-3 | 1-2 | 4 | 4 | 8 | 1 | 7 | 4 | 2 | 0 | 1 | 40 |
| 01 | Ricky Council IV | g | 5-19 | 1-5 | 2-5 | 4 | 2 | 6 | 1 | 13 | 0 | 2 | 0 | 3 | 40 |
| 04 | Davonte Davis | g | 7-18 | 2-8 | 0-0 | 0 | 6 | 6 | 1 | 16 | 2 | 1 | 0 | 2 | 40 |
| 05 | Joseph Pinion | | 0-1 | 0-1 | 0-0 | 0 | 0 | 0 | 0 | 0 | 0 | 0 | 0 | 0 | 2 |
| 11 | Jalen Graham | | 0-0 | 0-0 | 0-0 | 0 | 1 | 1 | 2 | 0 | 0 | 2 | 0 | 0 | 3 |
| 20 | Kamani Johnson | | 0-0 | 0-0 | 0-0 | 0 | 0 | 0 | 2 | 0 | 0 | 0 | 0 | 0 | 7 |
| Team | | | | | | 0 | 2 | 2 | | | | | | | |
| Totals | | | 24-65 | 4-25 | 5-10 | 13 | 31 | 44 | 14 | 57 | 7 | 10 | 5 | 8 | 200 |
| FG % 1st Half: 9-33 | | 27.3% | 2nd half: 15-32 | | 46.9% | Game: 24-65 | | 36.9% | Deadball | | Rebounds | | | | |
| 3FG % 1st Half: 0-13 | | 0.0% | 2nd half: 4-12 | | 33.3% | Game: 4-25 | | 16.0% | | | | | | | |
| FT % 1st Half: 1-3 | | 33.3% | 2nd half: 4-7 | | 57.1% | Game: 5-10 | | 50.0% | | | | | | | |

LSU 60 • 12-1,1-0 SEC

| # | Player | Total | | 3-Ptr | | Rebounds | | | PF | TP | A TO Blk Stl | | | | Min |
|----------------------|--------------------|--------|-----------------|--------|-------------|-------------|----|--------------|----------|----|--------------|----|---|---|-----|
| | | FG-FGA | FG-FGA | FT-FTA | Off Def Tot | PF | TP | A TO Blk Stl | | | | | | | |
| 12 | KJ Williams | f | 3-7 | 2-5 | 0-0 | 1 | 4 | 5 | 3 | 8 | 0 | 2 | 1 | 2 | 33 |
| 20 | Derek Fountain | f | 5-9 | 0-1 | 4-5 | 4 | 6 | 10 | 2 | 14 | 1 | 2 | 1 | 2 | 29 |
| 01 | Cam Hayes | g | 2-7 | 0-3 | 0-0 | 0 | 5 | 5 | 0 | 4 | 3 | 0 | 0 | 1 | 27 |
| 03 | Justice Hill | g | 1-5 | 0-3 | 0-3 | 0 | 2 | 2 | 1 | 2 | 1 | 1 | 0 | 0 | 19 |
| 44 | Adam Miller | g | 2-9 | 1-3 | 2-2 | 0 | 4 | 4 | 1 | 7 | 2 | 1 | 0 | 0 | 29 |
| 00 | Trae Hannibal | | 9-14 | 1-2 | 0-2 | 1 | 5 | 6 | 0 | 19 | 2 | 1 | 0 | 0 | 22 |
| 04 | Kendal Coleman | | 0-0 | 0-0 | 0-0 | 0 | 0 | 0 | 0 | 0 | 0 | 0 | 0 | 0 | 3 |
| 05 | Mwani Wilkinson | | 1-1 | 0-0 | 0-0 | 0 | 0 | 0 | 2 | 2 | 0 | 1 | 1 | 0 | 11 |
| 11 | Justice Williams | | 2-4 | 0-0 | 0-0 | 0 | 0 | 0 | 1 | 4 | 0 | 2 | 0 | 1 | 12 |
| 13 | Jalen Reed | | 0-5 | 0-0 | 0-0 | 1 | 1 | 2 | 3 | 0 | 0 | 0 | 0 | 0 | 10 |
| 34 | Shawn Phillips Jr. | | 0-1 | 0-0 | 0-0 | 1 | 0 | 1 | 0 | 0 | 0 | 0 | 0 | 0 | 5 |
| Team | | | | | | 1 | 3 | 4 | | | | | | | |
| Totals | | | 25-62 | 4-17 | 6-12 | 9 | 30 | 39 | 13 | 60 | 9 | 10 | 3 | 6 | 200 |
| FG % 1st Half: 10-34 | | 29.4% | 2nd half: 15-28 | | 53.6% | Game: 25-62 | | 40.3% | Deadball | | Rebounds | | | | |
| 3FG % 1st Half: 3-11 | | 27.3% | 2nd half: 1-6 | | 16.7% | Game: 4-17 | | 23.5% | | | | | | | |
| FT % 1st Half: 1-3 | | 33.3% | 2nd half: 5-9 | | 55.6% | Game: 6-12 | | 50.0% | | | | | | | |

Officials: Ron Groover,Patrick Evans,Joe Lindsay
Technical fouls: Arkansas-None. LSU-None.
Attendance: 10428

| Score by periods | 1st | 2nd | Total |
|------------------|-----|-----|-------|
| Arkansas | 19 | 38 | 57 |
| LSU | 24 | 36 | 60 |

Last FG - ARK 2nd-00:21, LSU 2nd-00:32.
Largest lead - ARK by 6 2nd-10:21, LSU by 6 1st-00:17.
ARK led for 14:18. LSU led for 18:51. Game was tied for 06:51.

| Points | In | Off | 2nd | Fast | Bench |
|--------|-------|-----|--------|-------|-------|
| Paint | Paint | T/O | Chance | Break | |
| ARK | 36 | 4 | 11 | 7 | 0 |
| LSU | 40 | 13 | 6 | 8 | 25 |

Score tied - 10 times.
Lead changed - 7 times.

| | | | | | | |
|--|--|--|--|------------------------------|------------------------|---|
| GAME 14 ESPN 2 | |  | 68 #20/21 Missouri #13/13 ARKANSAS | 34 34 27 47 | 68 74 |  |
| Jan. 4, 2023 • Fayetteville, Ark. • Bud Walton Arena | | | | | | |

Missouri 68 • 12-2,1-1 SEC

| # | Player | Total | | 3-Ptr | | Rebounds | | | PF | TP | A TO Blk Stl | | | | Min |
|----------------------|-------------------|--------|-----------------|--------|-------------|-------------|----|--------------|----------|----|--------------|----|---|---|-----|
| | | FG-FGA | FG-FGA | FT-FTA | Off Def Tot | PF | TP | A TO Blk Stl | | | | | | | |
| 13 | Ronnie DeGray III | f | 1-4 | 1-4 | 0-0 | 0 | 1 | 1 | 1 | 3 | 0 | 0 | 0 | 0 | 6 |
| 24 | Kobe Brown | f | 3-7 | 0-0 | 5-6 | 2 | 0 | 2 | 4 | 11 | 2 | 2 | 0 | 0 | 20 |
| 02 | Tre Gomillion | g | 3-7 | 1-2 | 0-0 | 0 | 1 | 1 | 2 | 7 | 1 | 1 | 0 | 0 | 25 |
| 05 | D'Moi Hodge | g | 2-4 | 0-2 | 2-4 | 1 | 2 | 3 | 3 | 6 | 1 | 1 | 0 | 3 | 28 |
| 10 | Nick Honor | g | 3-7 | 2-4 | 4-5 | 0 | 2 | 2 | 4 | 12 | 4 | 0 | 0 | 2 | 38 |
| 04 | DeAndre Gholston | | 3-8 | 1-3 | 0-1 | 1 | 1 | 2 | 2 | 7 | 0 | 2 | 0 | 1 | 19 |
| 23 | Aidan Shaw | | 1-3 | 0-1 | 0-0 | 2 | 2 | 4 | 2 | 2 | 0 | 0 | 0 | 0 | 13 |
| 35 | Noah Carter | | 2-5 | 0-1 | 3-5 | 0 | 3 | 3 | 1 | 7 | 1 | 0 | 2 | 0 | 24 |
| 55 | Sean East II | | 6-9 | 1-2 | 0-0 | 2 | 2 | 4 | 4 | 13 | 3 | 3 | 0 | 1 | 27 |
| Team | | | | | | 1 | 0 | 1 | | | | | | | |
| Totals | | | 24-54 | 6-19 | 14-21 | 9 | 14 | 23 | 23 | 68 | 12 | 10 | 2 | 7 | 200 |
| FG % 1st Half: 10-22 | | 45.5% | 2nd half: 14-32 | | 43.8% | Game: 24-54 | | 44.4% | Deadball | | Rebounds | | | | |
| 3FG % 1st Half: 4-9 | | 44.4% | 2nd half: 2-10 | | 20.0% | Game: 6-19 | | 31.6% | | | | | | | |
| FT % 1st Half: 10-14 | | 71.4% | 2nd half: 4-7 | | 57.1% | Game: 14-21 | | 66.7% | | | | | | | |

Arkansas 74 • 12-2,1-1 SEC

| # | Player | Total | | 3-Ptr | | Rebounds | | | PF | TP | A TO Blk Stl | | | | Min |
|----------------------|------------------|--------|-----------------|--------|-------------|-------------|----|--------------|----------|----|--------------|----|---|---|-----|
| | | FG-FGA | FG-FGA | FT-FTA | Off Def Tot | PF | TP | A TO Blk Stl | | | | | | | |
| 13 | Jordan Walsh | f | 3-6 | 0-2 | 0-0 | 3 | 4 | 7 | 4 | 6 | 2 | 1 | 0 | 1 | 27 |
| 15 | Makhi Mitchell | f | 4-7 | 0-0 | 0-0 | 3 | 4 | 7 | 3 | 8 | 0 | 1 | 2 | 0 | 15 |
| 00 | Anthony Black | g | 2-7 | 1-4 | 1-2 | 0 | 2 | 2 | 1 | 6 | 5 | 4 | 1 | 1 | 40 |
| 01 | Ricky Council IV | g | 6-15 | 2-7 | 11-13 | 2 | 5 | 7 | 1 | 25 | 1 | 5 | 1 | 0 | 31 |
| 04 | Davonte Davis | g | 5-10 | 0-2 | 0-0 | 1 | 4 | 5 | 3 | 10 | 5 | 5 | 0 | 3 | 37 |
| 05 | Joseph Pinion | | 4-7 | 3-6 | 2-2 | 1 | 0 | 1 | 4 | 13 | 0 | 0 | 0 | 1 | 27 |
| 11 | Jalen Graham | | 0-0 | 0-0 | 0-0 | 0 | 0 | 0 | 0 | 0 | 0 | 0 | 0 | 0 | 2 |
| 20 | Kamani Johnson | | 2-2 | 0-0 | 1-4 | 3 | 5 | 8 | 3 | 5 | 0 | 0 | 0 | 1 | 20 |
| 22 | Makhi Mitchell | | 0-0 | 0-0 | 1-2 | 0 | 0 | 0 | 0 | 1 | 0 | 0 | 0 | 0 | 1 |
| Team | | | | | | 2 | 1 | 3 | | | | | | | |
| Totals | | | 26-54 | 6-21 | 16-23 | 15 | 25 | 40 | 19 | 74 | 13 | 17 | 4 | 7 | 200 |
| FG % 1st Half: 10-28 | | 35.7% | 2nd half: 16-26 | | 61.5% | Game: 26-54 | | 48.1% | Deadball | | Rebounds | | | | |
| 3FG % 1st Half: 2-12 | | 16.7% | 2nd half: 4-9 | | 44.4% | Game: 6-21 | | 28.6% | | | | | | | |
| FT % 1st Half: 5-10 | | 50.0% | 2nd half: 11-13 | | 84.6% | Game: 16-23 | | 69.6% | | | | | | | |

Officials: Todd Austin,Olandis Poole,Don Daily
Technical fouls: Missouri-None. Arkansas-None.
Attendance: 19200

| Score by periods | 1st | 2nd | Total |
|------------------|-----|-----|-------|
| Missouri | 34 | 34 | 68 |
| Arkansas | 27 | 47 | 74 |

| Points | In | Off | 2nd | Fast | Bench |
|--------|-------|-----|--------|-------|-------|
| Paint | Paint | T/O | Chance | Break | |
| MIZ | 28 | 21 | 8 | 11 | 29 |
| ARK | 26 | 8 | 14 | 18 | 19 |

Last FG - MIZ 2nd-00:20, ARK 2nd-03:11.
Largest lead - MIZ by 17 1st-09:31, ARK by 8 2nd-08:45.
MIZ led for 25:13. ARK led for 14:04. Game was tied for 00:39.

Score tied - 1 time.
Lead changed - 1 time.

| | | | | | | |
|---|--|---|--|------------------------------|------------------------|---|
| GAME 15 ESPN 2 | |  | 59 #13/13 ARKANSAS #22/20 Auburn | 25 34 36 36 | 59 72 |  |
| Jan. 7, 2023 • Auburn, Ala. • Neville Arena | | | | | | |

Arkansas 59 • 12-3,1-2 SEC

| # | Player | | Total | | 3-Ptr | | Rebounds | | | PF | TP | A TO Blk Stl | | | | Min |
|---------------------|-------------------|---|--------|-----------------|--------|-------------|----------|-----|-------|----|----|--------------|---|---|-----------------------------|-----|
| | | | FG-FGA | FG-FGA | FT-FTA | Off | Def | Tot | | | | | | | | |
| 13 | Jordan Walsh | f | 2-10 | 0-3 | 2-4 | 4 | 6 | 10 | 4 | 6 | 2 | 2 | 1 | 0 | 32 | |
| 15 | Makhi Mitchell | f | 3-4 | 0-0 | 0-3 | 1 | 6 | 7 | 2 | 6 | 0 | 1 | 2 | 0 | 22 | |
| 00 | Anthony Black | g | 5-11 | 0-3 | 13-16 | 3 | 4 | 7 | 4 | 23 | 4 | 4 | 1 | 1 | 30 | |
| 01 | Ricky Council IV | g | 5-15 | 2-6 | 2-2 | 1 | 1 | 2 | 1 | 14 | 1 | 3 | 1 | 0 | 37 | |
| 04 | Davonte Davis | g | 1-5 | 0-2 | 0-0 | 0 | 2 | 2 | 2 | 2 | 2 | 1 | 0 | 0 | 24 | |
| 05 | Joseph Pinion | | 0-1 | 0-1 | 0-0 | 0 | 1 | 1 | 2 | 0 | 0 | 0 | 0 | 0 | 14 | |
| 11 | Jalen Graham | | 2-6 | 0-0 | 1-5 | 3 | 3 | 6 | 2 | 5 | 0 | 1 | 0 | 0 | 12 | |
| 12 | Barry Dunning Jr. | | 0-1 | 0-1 | 0-0 | 0 | 0 | 0 | 0 | 0 | 0 | 0 | 0 | 0 | 1 | |
| 20 | Kamani Johnson | | 0-2 | 0-0 | 1-2 | 3 | 2 | 5 | 3 | 1 | 0 | 0 | 0 | 2 | 20 | |
| 22 | Makheil Mitchell | | 1-1 | 0-0 | 0-0 | 0 | 2 | 2 | 1 | 2 | 0 | 1 | 0 | 0 | 7 | |
| 23 | Derrian Ford | | 0-0 | 0-0 | 0-0 | 0 | 0 | 0 | 0 | 0 | 0 | 0 | 0 | 0 | 1 | |
| Team | | | | | | 2 | 1 | 3 | | | | 1 | | | | |
| Totals | | | 19-56 | 2-16 | 19-32 | 17 | 28 | 45 | 21 | 59 | 9 | 14 | 5 | 4 | 200 | |
| FG % 1st Half: 8-24 | | | 33.3% | 2nd half: 11-32 | 34.4% | Game: 19-56 | | | 33.9% | | | | | | Deadball Rebounds 8,1 | |
| 3FG % 1st Half: 1-6 | | | 16.7% | 2nd half: 1-10 | 10.0% | Game: 2-16 | | | 12.5% | | | | | | | |
| FT % 1st Half: 8-17 | | | 47.1% | 2nd half: 11-15 | 73.3% | Game: 2-19 | | | 59.4% | | | | | | | |

| | | | | | | |
|---|---|-------------------|------------------------|--------------|--------------|--|
| GAME 17 |  | 84 | #15/16 ARKANSAS | 42 42 | 84 97 |  |
| | | Vanderbilt | | | | |
| | | | | | | |
| Jan. 14, 2023 • Nashville, Tenn. • Memorial Gym | | | | | | |

Arkansas 84 • 12-5,1-4 SEC

| # | Player | Total | | 3-Ptr | | Rebounds | | | PF | TP | A TO Blk Stl | | | | Min |
|----------------------|-------------------|--------|-----------------|--------|--------|-------------|-----|-------|-------------------|----|--------------|----|-----|-----|-----|
| | | FG-FGA | FG-FGA | FT-FTA | FT-FTA | Off | Def | Tot | | | A | TO | Blk | Stl | |
| 15 | Makhi Mitchell | f | 4-7 | 1-1 | 2-4 | 3 | 5 | 8 | 5 | 11 | 0 | 0 | 1 | 0 | 22 |
| 22 | Makhi Mitchell | f | 4-5 | 0-0 | 0-3 | 1 | 1 | 2 | 3 | 8 | 1 | 1 | 2 | 0 | 17 |
| 00 | Anthony Black | g | 7-15 | 2-4 | 2-4 | 2 | 4 | 6 | 3 | 18 | 3 | 4 | 1 | 0 | 39 |
| 01 | Ricky Council IV | g | 8-12 | 3-6 | 5-7 | 3 | 0 | 3 | 4 | 24 | 1 | 1 | 0 | 2 | 40 |
| 04 | Davonte Davis | g | 6-14 | 0-3 | 5-5 | 1 | 2 | 3 | 4 | 17 | 4 | 2 | 0 | 0 | 39 |
| 05 | Joseph Pinion | | 2-2 | 1-1 | 1-1 | 0 | 0 | 0 | 1 | 6 | 0 | 0 | 0 | 0 | 9 |
| 11 | Jalen Graham | | 0-2 | 0-0 | 0-0 | 0 | 0 | 0 | 1 | 0 | 0 | 1 | 0 | 1 | 5 |
| 12 | Barry Dunning Jr. | | 0-0 | 0-0 | 0-0 | 0 | 0 | 0 | 0 | 0 | 0 | 0 | 0 | 0 | 1 |
| 13 | Jordan Walsh | | 0-6 | 0-3 | 0-0 | 0 | 2 | 2 | 3 | 0 | 2 | 1 | 1 | 0 | 17 |
| 20 | Kamani Johnson | | 0-0 | 0-0 | 0-0 | 1 | 0 | 1 | 5 | 0 | 0 | 0 | 1 | 0 | 8 |
| 23 | Derrian Ford | | 0-0 | 0-0 | 0-0 | 0 | 0 | 0 | 1 | 0 | 0 | 1 | 0 | 0 | 3 |
| Team | | | | | | 4 | 2 | 6 | | | | | | | |
| Totals | | | 31-63 | 7-18 | 15-24 | 15 | 16 | 31 | 30 | 84 | 11 | 11 | 6 | 3 | 200 |
| FG % 1st Half: 16-29 | | 55.2% | 2nd half: 15-34 | | 44.1% | Game: 31-63 | | 49.2% | Deadball Rebounds | | | | | | |
| 3FG % 1st Half: 2-6 | | 33.3% | 2nd half: 5-12 | | 41.7% | Game: 7-18 | | 38.9% | | | | | | | |
| FT % 1st Half: 8-14 | | 57.1% | 2nd half: 7-10 | | 70.0% | Game: 15-24 | | 62.5% | | | | | | | |

Vanderbilt 97 • 9-8,2-2 SEC

| # | Player | Total | | 3-Ptr | | Rebounds | | | PF | TP | A TO Blk Stl | | | | Min |
|----------------------|----------------------|--------|-----------------|--------|--------|-------------|-----|-------|-------------------|----|--------------|----|-----|-----|-----|
| | | FG-FGA | FG-FGA | FT-FTA | FT-FTA | Off | Def | Tot | | | A | TO | Blk | Stl | |
| 01 | Colin Smith | f | 2-3 | 2-2 | 0-1 | 1 | 0 | 1 | 1 | 6 | 0 | 1 | 0 | 0 | 17 |
| 10 | Myles Stute | f | 3-8 | 1-4 | 8-8 | 2 | 5 | 7 | 2 | 15 | 3 | 1 | 1 | 2 | 32 |
| 42 | Quentin Millora-Brow | f | 0-2 | 0-0 | 1-2 | 2 | 3 | 5 | 2 | 1 | 0 | 0 | 0 | 0 | 12 |
| 00 | Tyrin Lawrence | g | 7-14 | 2-2 | 6-8 | 2 | 3 | 5 | 1 | 22 | 2 | 1 | 0 | 1 | 30 |
| 12 | Trey Thomas | g | 4-7 | 3-4 | 2-2 | 0 | 2 | 2 | 3 | 13 | 1 | 2 | 0 | 1 | 33 |
| 02 | Noah Shelby | | 1-3 | 0-2 | 0-0 | 0 | 0 | 0 | 1 | 2 | 0 | 0 | 0 | 0 | 14 |
| 04 | Jordan Wright | | 5-9 | 1-2 | 6-7 | 0 | 2 | 2 | 2 | 17 | 1 | 1 | 0 | 1 | 24 |
| 05 | Ezra Manjon | | 1-3 | 0-0 | 1-2 | 1 | 0 | 1 | 2 | 3 | 2 | 1 | 0 | 0 | 11 |
| 21 | Liam Robbins | | 4-5 | 1-2 | 5-5 | 1 | 2 | 3 | 5 | 14 | 1 | 1 | 3 | 0 | 19 |
| 34 | Lee Dort | | 2-2 | 0-0 | 0-1 | 3 | 2 | 5 | 1 | 4 | 0 | 0 | 1 | 0 | 8 |
| Team | | | | | | 3 | 4 | 7 | | | 1 | | | | |
| Totals | | | 29-56 | 10-18 | 29-36 | 15 | 23 | 38 | 20 | 97 | 10 | 9 | 5 | 5 | 200 |
| FG % 1st Half: 11-30 | | 36.7% | 2nd half: 18-26 | | 69.2% | Game: 29-56 | | 51.8% | Deadball Rebounds | | | | | | |
| 3FG % 1st Half: 4-9 | | 44.4% | 2nd half: 6-9 | | 66.7% | Game: 10-18 | | 55.6% | | | | | | | |
| FT % 1st Half: 8-13 | | 61.5% | 2nd half: 21-23 | | 91.3% | Game: 29-36 | | 80.6% | | | | | | | |

Officials: Jason Baker,K.B. Burdett,Doug Shows

Technical fouls: Arkansas-Kamani Johnson. Vanderbilt-Ezra Manjon 2.

Attendance: 9362

| Score by periods | 1st | 2nd | Total |
|------------------|-----|-----|-------|
| Arkansas | 42 | 42 | 84 |
| Vanderbilt | 34 | 63 | 97 |

| | Points | In Paint | Off T/O | 2nd Chance | Fast Break | Bench |
|-------|--------|----------|---------|------------|------------|-------|
| ARK | 42 | 15 | 16 | 5 | 6 | 6 |
| VANDY | 32 | 12 | 14 | 7 | 40 | |

Last FG - ARK 2nd-00:47, VANDY 2nd-01:12.

Largest lead - ARK by 10 1st-00:49, VANDY by 14 2nd-07:03.

ARK led for 14:25. VANDY led for 20:27. Game was tied for 05:08.

Score tied - 6 times.
Lead changed - 6 times.

| | | | | | | | | |
|---|-----------------|-----------|-----------------|----|----|----|-----------|---|
| GAME 19 | <i>Ole Miss</i> | 57 | Ole Miss | 29 | 28 | 57 | 69 |  |
| ESPN 2 | | | #25/25 ARKANSAS | 32 | 37 | 69 | | |
| Jan. 21, 2023 • Fayetteville, Ark. • Bud Walton Arena | | | | | | | | |

Ole Miss 57 • 9-10,1-6 SEC

| # | Player | Total | | 3-Ptr | | Rebounds | | | PF | TP | A TO Blk Stl | | | | Min |
|----------------------|-------------------|--------|-----------------|--------|--------|-------------|-----|-------|-------------------|----|--------------|----|-----|-----|-----|
| | | FG-FGA | FG-FGA | FT-FTA | FT-FTA | Off | Def | Tot | | | A | TO | Blk | Stl | |
| 00 | Jayveous McKinnis | f | 5-6 | 0-0 | 0-2 | 1 | 5 | 6 | 1 | 10 | 1 | 1 | 1 | 0 | 28 |
| 04 | Jaemyn Brakefield | f | 3-4 | 2-2 | 0-0 | 1 | 0 | 1 | 1 | 8 | 1 | 1 | 0 | 0 | 29 |
| 01 | Amaree Abram | g | 2-8 | 0-3 | 0-0 | 0 | 4 | 4 | 3 | 4 | 3 | 4 | 1 | 2 | 23 |
| 05 | James White | g | 2-6 | 0-1 | 0-0 | 0 | 3 | 3 | 1 | 4 | 3 | 4 | 0 | 1 | 22 |
| 11 | Matthew Murrell | g | 1-5 | 0-1 | 1-2 | 0 | 0 | 0 | 2 | 3 | 0 | 4 | 0 | 0 | 24 |
| 03 | Myles Burns | | 3-8 | 0-1 | 2-2 | 2 | 5 | 7 | 1 | 8 | 1 | 0 | 0 | 2 | 23 |
| 10 | Theo Akwuba | | 0-0 | 0-0 | 0-0 | 0 | 0 | 0 | 1 | 0 | 0 | 0 | 1 | 0 | 3 |
| 14 | Tye Fagan | | 2-4 | 1-2 | 0-0 | 0 | 2 | 2 | 2 | 5 | 0 | 0 | 1 | 0 | 10 |
| 21 | Robert Allen | | 2-2 | 0-0 | 1-2 | 0 | 1 | 1 | 2 | 5 | 1 | 1 | 1 | 0 | 12 |
| 24 | Daeshun Ruffin | | 3-9 | 2-3 | 2-5 | 0 | 1 | 1 | 1 | 10 | 2 | 1 | 0 | 0 | 20 |
| 33 | Josh Mballa | | 0-0 | 0-0 | 0-0 | 0 | 0 | 0 | 2 | 0 | 0 | 1 | 1 | 0 | 6 |
| Team | | | | | | 3 | 2 | 5 | | | | | | | |
| Totals | | | 23-52 | 5-13 | 6-13 | 7 | 23 | 30 | 17 | 57 | 12 | 17 | 6 | 6 | 200 |
| FG % 1st Half: 12-23 | | 52.2% | 2nd half: 11-29 | | 37.9% | Game: 23-52 | | 44.2% | Deadball Rebounds | | | | | | |
| 3FG % 1st Half: 1-2 | | 50.0% | 2nd half: 4-11 | | 36.4% | Game: 5-13 | | 38.5% | | | | | | | |
| FT % 1st Half: 4-6 | | 66.7% | 2nd half: 2-7 | | 28.6% | Game: 6-13 | | 46.2% | | | | | | | |

Arkansas 69 • 13-6,2-5 SEC

| # | Player | Total | | 3-Ptr | | Rebounds | | | PF | TP | A TO Blk Stl | | | | Min |
|----------------------|-------------------|--------|-----------------|--------|--------|-------------|-----|-------|-------------------|----|--------------|----|-----|-----|-----|
| | | FG-FGA | FG-FGA | FT-FTA | FT-FTA | Off | Def | Tot | | | A | TO | Blk | Stl | |
| 13 | Jordan Walsh | f | 5-9 | 2-4 | 1-3 | 1 | 6 | 7 | 1 | 13 | 0 | 3 | 0 | 1 | 40 |
| 20 | Kamani Johnson | f | 0-1 | 0-0 | 0-0 | 0 | 0 | 0 | 2 | 0 | 0 | 0 | 0 | 0 | 3 |
| 00 | Anthony Black | g | 7-17 | 0-1 | 3-6 | 1 | 2 | 3 | 3 | 17 | 8 | 2 | 0 | 5 | 37 |
| 01 | Ricky Council IV | g | 1-6 | 0-3 | 0-0 | 0 | 1 | 1 | 0 | 2 | 0 | 3 | 0 | 1 | 19 |
| 04 | Davonte Davis | g | 6-11 | 3-5 | 1-2 | 1 | 4 | 5 | 4 | 16 | 4 | 3 | 0 | 1 | 34 |
| 05 | Joseph Pinion | | 5-10 | 3-6 | 0-0 | 1 | 4 | 5 | 0 | 13 | 0 | 0 | 1 | 1 | 21 |
| 12 | Barry Dunning Jr. | | 0-0 | 0-0 | 0-0 | 0 | 0 | 0 | 0 | 0 | 0 | 0 | 0 | 0 | 2 |
| 15 | Makhi Mitchell | | 1-1 | 0-0 | 2-2 | 0 | 2 | 2 | 2 | 4 | 1 | 0 | 1 | 1 | 16 |
| 22 | Makhi Mitchell | | 1-1 | 0-0 | 2-4 | 2 | 3 | 5 | 3 | 4 | 1 | 0 | 2 | 2 | 21 |
| 23 | Derrian Ford | | 0-1 | 0-1 | 0-0 | 0 | 0 | 0 | 1 | 0 | 0 | 0 | 0 | 0 | 7 |
| Team | | | | | | 2 | 1 | 3 | | | | | | | |
| Totals | | | 26-57 | 8-20 | 9-17 | 8 | 23 | 31 | 16 | 69 | 14 | 11 | 4 | 12 | 200 |
| FG % 1st Half: 13-30 | | 43.3% | 2nd half: 13-27 | | 48.1% | Game: 26-57 | | 45.6% | Deadball Rebounds | | | | | | |
| 3FG % 1st Half: 3-11 | | 27.3% | 2nd half: 5-9 | | 55.6% | Game: 8-20 | | 40.0% | | | | | | | |
| FT % 1st Half: 3-8 | | 37.5% | 2nd half: 6-9 | | 66.7% | Game: 9-17 | | 52.9% | | | | | | | |

Officials: Patrick Evans,Mike Nance,Don Daily

Technical fouls: Ole Miss-None. Arkansas-None.

Attendance: 19200

| Score by periods | 1st | 2nd | Total |
|------------------|-----|-----|-------|
| Ole Miss | 29 | 28 | 57 |
| Arkansas | 32 | 37 | 69 |

| | Points | In Paint | Off T/O | 2nd Chance | Fast Break | Bench |
|-----|--------|----------|---------|------------|------------|-------|
| OM | 28 | 6 | 15 | 7 | 12 | 28 |
| ARK | 36 | 15 | 7 | 7 | 21 | |

Last FG - OM 2nd-00:59, ARK 2nd-00:06.

Largest lead - OM by 5 1st-13:37, ARK by 21 2nd-06:16.

OM led for 12:42. ARK led for 24:39. Game was tied for 02:39.

Score tied - 4 times.
Lead changed - 9 times.

| | | | | | |
|---|---|--|-----------------------------------|------------------|--|
| <div>GAME 18</div> <div>SECESPN NETWORK</div> |  | <div>76</div> <div>#25/25 ARKANSAS</div> <div>Missouri</div> | <div>35 41</div> <div>34 45</div> | <div>76 79</div> |  |
| Jan. 18, 2023 • Columbia, Mo. • Mizzou Arena | | | | | |

Arkansas 76 • 12-6,1-5 SEC

| # | Player | Total | | 3-Ptr |
|---|--------|-------|--|-------|
|---|--------|-------|--|-------|

| | | | | | | |
|---|---|--|---|-----------------------|--------------------|--|
| GAME 21 |  |  | 64 RV/-- ARKANSAS #17/17 Baylor | 33 31 27 40 | 64 67 67 |  |
| SEC/Big 12 Challenge • Jan. 28, 2023 • Waco, Texas • Farrell Center | | | | | | |

Arkansas 64 • 14-7

| # | Player | Total | | 3-Ptr | | Rebounds | | | PF | TP | A TO Blk Stl | | | | | Min |
|--------|-------------------|--------|--------|--------|-------------|----------|----|--------------|----|----|--------------|----|---|---|-----|-----|
| | | FG-FGA | FG-FGA | FT-FTA | Off Def Tot | PF | TP | A TO Blk Stl | | | | | | | | |
| 13 | Jordan Walsh | f | 2-4 | 0-0 | 0-0 | 0 | 1 | 1 | 5 | 4 | 0 | 1 | 2 | 1 | 1 | 18 |
| 15 | Makhi Mitchell | f | 2-2 | 0-0 | 0-0 | 1 | 3 | 4 | 5 | 4 | 1 | 1 | 1 | 0 | 0 | 16 |
| 00 | Anthony Black | g | 3-7 | 0-2 | 1-1 | 1 | 5 | 6 | 0 | 7 | 3 | 2 | 0 | 1 | 36 | 9 |
| 01 | Ricky Council IV | g | 10-17 | 2-4 | 3-3 | 1 | 0 | 1 | 2 | 25 | 2 | 1 | 0 | 0 | 39 | 3 |
| 04 | Davonte Davis | g | 6-13 | 2-7 | 2-3 | 1 | 1 | 2 | 2 | 16 | 4 | 5 | 0 | 0 | 0 | 37 |
| 05 | Joseph Pinion | | 0-1 | 0-1 | 0-0 | 1 | 0 | 1 | 0 | 0 | 0 | 0 | 0 | 0 | 3 | 3 |
| 11 | Jalen Graham | | 2-6 | 0-0 | 0-4 | 3 | 6 | 9 | 4 | 4 | 4 | 3 | 0 | 2 | 24 | 2 |
| 12 | Barry Dunning Jr. | | 0-0 | 0-0 | 0-0 | 0 | 0 | 0 | 0 | 0 | 0 | 0 | 0 | 0 | 0 | 0 |
| 20 | Kamani Johnson | | 0-0 | 0-0 | 0-0 | 0 | 1 | 1 | 1 | 0 | 0 | 0 | 0 | 0 | 3 | 3 |
| 22 | Makhi Mitchell | | 2-3 | 0-0 | 0-0 | 2 | 5 | 7 | 4 | 4 | 2 | 1 | 3 | 0 | 24 | 2 |
| Team | | | | | | 0 | 3 | 3 | | | 1 | | | | | |
| Totals | | | 27-53 | 4-14 | 6-11 | 10 | 25 | 35 | 23 | 64 | 16 | 15 | 6 | 4 | 200 | |

| | | | |
|----------------------------|-----------------------|-------------------|---------------------|
| FG % 1st Half: 14-23 60.9% | 2nd half: 13-30 43.3% | Game: 27-53 50.9% | Deadball Rebounds 1 |
| 3FG % 1st Half: 2-6 33.3% | 2nd half: 2-8 25.0% | Game: 4-14 28.6% | |
| FT % 1st Half: 3-7 42.9% | 2nd half: 3-4 75.0% | Game: 6-11 54.5% | |

Baylor 67 • 16-5

| # | Player | Total | | 3-Ptr | | Rebounds | | | PF | TP | A TO Blk Stl | | | | | Min |
|--------|----------------|--------|--------|--------|-------------|----------|----|--------------|----|----|--------------|---|---|---|-----|-----|
| | | FG-FGA | FG-FGA | FT-FTA | Off Def Tot | PF | TP | A TO Blk Stl | | | | | | | | |
| 00 | Flo Thamba | f | 0-0 | 0-0 | 3-4 | 2 | 4 | 6 | 2 | 3 | 0 | 0 | 1 | 1 | 26 | 2 |
| 11 | Jalen Bridges | f | 3-5 | 1-1 | 3-4 | 5 | 2 | 7 | 3 | 10 | 0 | 0 | 0 | 2 | 26 | 2 |
| 01 | Keyonte George | g | 8-20 | 2-5 | 6-6 | 0 | 3 | 3 | 24 | 3 | 3 | 0 | 0 | 1 | 33 | 3 |
| 04 | LJ Cryer | g | 6-13 | 2-4 | 6-6 | 1 | 1 | 2 | 2 | 20 | 1 | 2 | 0 | 0 | 36 | 3 |
| 10 | Adam Flagler | g | 1-11 | 0-3 | 3-4 | 0 | 3 | 3 | 2 | 5 | 0 | 1 | 0 | 1 | 34 | 3 |
| 03 | Dale Bonner | | 0-1 | 0-1 | 0-0 | 0 | 0 | 0 | 1 | 0 | 0 | 0 | 0 | 0 | 1 | 1 |
| 13 | Langston Love | | 1-6 | 1-3 | 0-0 | 1 | 0 | 1 | 3 | 0 | 0 | 0 | 0 | 0 | 19 | 1 |
| 15 | Josh Ojiamwuna | | 0-0 | 0-0 | 0-0 | 0 | 3 | 3 | 1 | 0 | 1 | 2 | 0 | 2 | 15 | 1 |
| 33 | Caleb Lohner | | 1-3 | 0-1 | 0-0 | 2 | 2 | 4 | 2 | 2 | 0 | 0 | 0 | 0 | 10 | 1 |
| Team | | | | | | 4 | 2 | 6 | | | | | | | | |
| Totals | | | 20-59 | 6-18 | 21-24 | 15 | 20 | 35 | 19 | 67 | 5 | 8 | 1 | 7 | 200 | |

| | | | |
|----------------------------|-----------------------|-------------------|---------------------|
| FG % 1st Half: 8-33 24.2% | 2nd half: 12-26 46.2% | Game: 20-59 33.9% | Deadball Rebounds 2 |
| 3FG % 1st Half: 3-12 25.0% | 2nd half: 3-6 50.0% | Game: 6-18 33.3% | |
| FT % 1st Half: 8-9 88.9% | 2nd half: 13-15 86.7% | Game: 21-24 87.5% | |

Officials: Darron George,Keith Kimble,Kipp Kissingner
Technical fouls: Arkansas-TEAM. Baylor-None.
Attendance: 10627

| Score by periods | 1st | 2nd | Total |
|------------------|-----|-----|-------|
| Arkansas | 33 | 31 | 64 |
| Baylor | 27 | 40 | 67 |

| Points | In Paint | Off T/O | 2nd Chance | Fast Break | Bench |
|--------|----------|---------|------------|------------|-------|
| ARK | 34 | 8 | 5 | 5 | 8 |
| BAYLOR | 22 | 13 | 12 | 10 | 5 |

Last FG - ARK 2nd-00:04, BAYLOR 2nd-01:21.
Largest lead - ARK by 8 2nd-19:33, BAYLOR by 11 1st-10:36.
ARK led for 14:57. BAYLOR led for 22:23. Game was tied for 02:40.

Score tied - 4 times.
Lead changed - 6 times.

| | | | | | | |
|---|---|---|--|-----------------------|--------------------|---|
| GAME 23 |  |  | 65 RV/-- ARKANSAS South Carolina | 36 29 27 36 | 65 63 63 |  |
| Feb. 4, 2023 • Columbia, S.C. • Colonial Life Arena | | | | | | |

Arkansas 65 • 16-7,5-5 SEC

| # | Player | Total | | 3-Ptr | | Rebounds | | | PF | TP | A TO Blk Stl | | | | | Min |
|--------|------------------|--------|--------|--------|-------------|----------|----|--------------|----|----|--------------|----|---|---|-----|-----|
| | | FG-FGA | FG-FGA | FT-FTA | Off Def Tot | PF | TP | A TO Blk Stl | | | | | | | | |
| 15 | Makhi Mitchell | f | 1-2 | 0-0 | 0-0 | 1 | 1 | 2 | 0 | 2 | 0 | 0 | 0 | 0 | 1 | 5 |
| 22 | Makhi Mitchell | f | 2-5 | 0-0 | 1-2 | 1 | 3 | 4 | 2 | 5 | 0 | 0 | 1 | 0 | 19 | 9 |
| 00 | Anthony Black | g | 4-10 | 0-1 | 5-7 | 1 | 5 | 6 | 3 | 13 | 4 | 2 | 2 | 1 | 40 | 4 |
| 01 | Ricky Council IV | g | 4-10 | 0-3 | 2-2 | 0 | 3 | 3 | 2 | 10 | 3 | 2 | 0 | 0 | 40 | 4 |
| 04 | Davonte Davis | g | 5-12 | 4-10 | 1-2 | 0 | 4 | 4 | 3 | 15 | 2 | 3 | 0 | 2 | 40 | 4 |
| 11 | Jalen Graham | | 8-10 | 0-0 | 0-0 | 1 | 1 | 2 | 2 | 16 | 1 | 3 | 0 | 0 | 22 | 2 |
| 13 | Jordan Walsh | | 2-6 | 0-1 | 0-0 | 6 | 4 | 10 | 2 | 4 | 1 | 1 | 1 | 0 | 33 | 3 |
| 20 | Kamani Johnson | | 0-0 | 0-0 | 0-0 | 0 | 0 | 0 | 0 | 0 | 0 | 0 | 1 | 0 | 1 | 1 |
| Team | | | | | | 0 | 1 | 1 | | | | | | | | |
| Totals | | | 26-55 | 4-15 | 9-13 | 10 | 22 | 32 | 14 | 65 | 11 | 11 | 5 | 3 | 200 | |

| | | | |
|----------------------------|-----------------------|-------------------|---------------------|
| FG % 1st Half: 15-26 57.7% | 2nd half: 11-29 37.9% | Game: 26-55 47.3% | Deadball Rebounds 1 |
| 3FG % 1st Half: 2-5 40.0% | 2nd half: 2-10 20.0% | Game: 4-15 26.7% | |
| FT % 1st Half: 4-5 80.0% | 2nd half: 5-8 62.5% | Game: 9-13 69.2% | |

South Carolina 63 • 8-15,1-9 SEC

| # | Player | Total | | 3-Ptr | | Rebounds | | | PF | TP | A TO Blk Stl | | | | | Min |
|--------|----------------------|--------|--------|--------|-------------|----------|----|--------------|----|----|--------------|----|---|---|-----|-----|
| | | FG-FGA | FG-FGA | FT-FTA | Off Def Tot | PF | TP | A TO Blk Stl | | | | | | | | |
| 10 | Hayden Brown | f | 4-13 | 0-3 | 2-4 | 3 | 1 | 4 | 3 | 10 | 1 | 2 | 0 | 4 | 34 | 4 |
| 23 | Gregory "GG" Jackson | f | 3-8 | 2-3 | 1-2 | 0 | 7 | 7 | 2 | 9 | 0 | 3 | 1 | 0 | 33 | 3 |
| 33 | Josh Gray | c | 9-14 | 0-1 | 2-4 | 7 | 7 | 14 | 2 | 20 | 1 | 0 | 1 | 0 | 27 | 7 |
| 02 | Chico Carter, Jr. | g | 0-3 | 0-1 | 0-0 | 0 | 0 | 0 | 0 | 0 | 4 | 3 | 0 | 0 | 18 | 1 |
| 05 | Meechie Johnson | g | 6-13 | 5-8 | 3-4 | 0 | 3 | 3 | 3 | 20 | 4 | 0 | 0 | 1 | 33 | 3 |
| 01 | Jacobi Wright | | 2-5 | 0-1 | 0-0 | 0 | 1 | 1 | 2 | 4 | 0 | 0 | 0 | 0 | 27 | 2 |
| 12 | Zachary Davis | | 0-2 | 0-2 | 0-0 | 0 | 0 | 0 | 1 | 0 | 2 | 1 | 0 | 1 | 13 | 1 |
| 30 | Daniel Hankins-Sanfo | | 0-0 | 0-0 | 0-0 | 0 | 0 | 0 | 0 | 0 | 0 | 0 | 0 | 0 | 2 | 2 |
| 31 | Benjamin Bosmans-Ver | | 0-0 | 0-0 | 0-0 | 2 | 2 | 4 | 0 | 0 | 0 | 1 | 1 | 0 | 13 | 1 |
| Team | | | | | | 1 | 0 | 1 | | | | | | | | |
| Totals | | | 24-58 | 7-19 | 8-14 | 13 | 21 | 34 | 13 | 63 | 12 | 10 | 3 | 6 | 200 | |

| | | | |
|----------------------------|-----------------------|-------------------|-----------------------|
| FG % 1st Half: 10-30 33.3% | 2nd half: 14-28 50.0% | Game: 24-58 41.4% | Deadball Rebounds 5,1 |
| 3FG % 1st Half: 2-8 25.0% | 2nd half: 5-11 45.5% | Game: 7-19 36.8% | |
| FT % 1st Half: 5-8 62.5% | 2nd half: 3-6 50.0% | Game: 8-14 57.1% | |

Officials: Lucas Santos,Wil Howard,Mike Nance
Technical fouls: Arkansas-None. South Carolina-None.
Attendance: 11558

| Score by periods | 1st | 2nd | Total |
|------------------|-----|-----|-------|
| Arkansas | 36 | 29 | 65 |
| South Carolina | 27 | 36 | 63 |

Last FG - ARK 2nd-01:21, USC 2nd-01:40.
Largest lead - ARK by 13 2nd-17:42, USC by 1 1st-16:55.
ARK led for 34:10. USC led for 04:02. Game was tied for 01:48.

Score tied - 3 times.
Lead changed - 12 times.

| | | | | | | |
|---|---|---|---|-----------------------|--------------------|--|
| GAME 22 |  |  | 70 RV/RV Texas A&M RV/-- ARKANSAS | 34 36 42 39 | 70 81 81 |  |
| Jan. 31, 2023 • Fayetteville, Ark. • Bud Walton Arena | | | | | | |

Texas A&M 70 • 15-7,7-2 SEC

| # | Player | Total | | 3-Ptr | | Rebounds | | | PF | TP | A TO Blk Stl | | | | | Min |
|--------|--------------------|--------|--------|--------|-------------|----------|----|--------------|----|----|--------------|---|---|----|-----|-----|
| | | FG-FGA | FG-FGA | FT-FTA | Off Def Tot | PF | TP | A TO Blk Stl | | | | | | | | |
| 15 | Henry Coleman III | f | 7-17 | 0-0 | 4-5 | 7 | 8 | 15 | 4 | 18 | 1 | 2 | 0 | 4 | 35 | 5 |
| 34 | Julius Marble | f | 3-9 | 0-0 | 2-6 | 4 | 3 | 7 | 4 | 8 | 1 | 0 | 2 | 1 | 22 | 2 |
| 00 | Dexter Dennis | g | 4-7 | 0-0 | 1-3 | 1 | 4 | 5 | 2 | 9 | 1 | 0 | 0 | 2 | 31 | 3 |
| 04 | Wade Taylor IV | g | 6-19 | 2-7 | 4-4 | 0 | 1 | 1 | 4 | 18 | 2 | 2 | 0 | 1 | 34 | 4 |
| 23 | Tyrece Radford | g | 6-19 | 2-4 | 3-6 | 6 | 1 | 7 | 3 | 17 | 6 | 1 | 0 | 0 | 36 | 6 |
| 02 | Hayden Hefner | | 0-0 | 0-0 | 0-0 | 0 | 0 | 0 | 0 | 0 | 1 | 0 | 0 | 0 | 7 | 7 |
| 11 | Andersson Garcia | | 0-1 | 0-0 | 0-0 | 2 | 0 | 2 | 5 | 0 | 0 | 2 | 0 | 2 | 16 | 2 |
| 13 | Solomon Washington | | 0-3 | 0-1 | 0-0 | 0 | 0 | 0 | 0 | 0 | 0 | 0 | 0 | 0 | 4 | 4 |
| 20 | Andre Gordon | | 0-1 | 0-0 | 0-0 | 0 | 2 | 2 | 1 | 0 | 0 | 1 | 0 | 0 | 15 | 1 |
| Team | | | | | | 4 | 3 | 7 | | | | | | | | |
| Totals | | | 26-76 | 4-12 | 14-24 | 24 | 22 | 46 | 23 | 70 | 12 | 8 | 2 | 10 | 200 | |

| | | | |
|----------------------------|-----------------------|-------------------|---------------------|
| FG % 1st Half: 13-38 34.2% | 2nd half: 13-38 34.2% | Game: 26-76 34.2% | Deadball Rebounds 8 |
| 3FG % 1st Half: 1-4 25.0% | 2nd half: 3-8 37.5% | Game: 4-12 33.3% | |
| FT % 1st Half: 7-12 58.3% | 2nd half: 7-12 58.3% | Game: 14-24 58.3% | |

Arkansas 81 • 15-7,4-5 SEC

| # | Player | | Total | | 3-Ptr | | Rebounds | | | PF | TP | A TO Blk Stl | | | | Min |
|--------|------------------|---|--------|--------|--------|-----|----------|-----|----|----|----|--------------|-----|-----|-----|-----|
| | | | FG-FGA | FG-FGA | FT-FTA | Off | Def | Tot | A | | | TO | Blk | Stl | | |
| 15 | Makhi Mitchell | f | 3-5 | 0-0 | 0-0 | 1 | 4 | 5 | 3 | 6 | 0 | 0 | 3 | 1 | 15 | |
| 22 | Makhel Mitchell | f | 4-8 | 0-0 | 1-3 | 5 | 8 | 13 | 4 | 9 | 0 | 0 | 7 | 1 | 32 | |
| 00 | Anthony Black | g | 2-4 | 0-1 | 7-9 | 1 | 4 | 5 | 3 | 11 | 7 | 4 | 0 | 2 | 38 | |
| 01 | Ricky Council IV | g | 6-16 | 1-7 | 6-8 | 1 | 5 | 6 | 3 | 19 | 4 | 4 | 1 | 1 | 39 | |
| 04 | Davonte Davis | g | 7-13 | 4-8 | 1-2 | 0 | 1 | 1 | 1 | 19 | 4 | 4 | 0 | 1 | 37 | |
| 11 | Jalen Graham | | 2-2 | 0-0 | 1-2 | 0 | 0 | 0 | 2 | 5 | 0 | 2 | 2 | 0 | 12 | |
| 13 | Jordan Walsh | | 4-8 | 1-2 | 3-4 | 3 | 4 | 7 | 3 | 12 | 1 | 2 | 0 | 1 | 27 | |
| | Team | | | | | 2 | 1 | 3 | | | | 1 | | | | |
| Totals | | | 28-56 | 6-18 | 19-28 | 13 | 27 | 40 | 19 | 81 | 16 | 17 | 13 | 7 | 200 | |

| | | | | | | |
|--|---|-----------------------|--------------------------|--------------|--------------|---|
| GAME 25 |  | 70 | Mississippi State | 34 36 | 70 64 |  |
| | | #RV/- ARKANSAS | 25 39 | 64 | | |
| Feb. 11, 2023 • Fayetteville, Ark. • Bud Walton Arena | | | | | | |

Mississippi St. 70 • 17-8,5-7 SEC

| # | Player | | Total | | 3-Ptr | Rebounds | | | PF | TP | A | TO | Blk | Stl | Min |
|----|------------------|---|--------|--------|-------|----------|-----|-----|----|----|----|----|-----|-----|-----|
| | | | FG-FGA | FG-FGA | | FT-FTA | Off | Def | | | | | | | |
| 00 | D.J. Jeffries | f | 2-6 | 0-1 | 0-0 | 0 | 4 | 4 | 0 | 4 | 2 | 1 | 0 | 0 | 34 |
| 01 | Tolu Smith | f | 4-11 | 0-0 | 3-8 | 4 | 4 | 8 | 3 | 11 | 3 | 2 | 0 | 1 | 28 |
| 04 | Cameron Matthews | f | 3-6 | 0-1 | 4-5 | 4 | 2 | 6 | 4 | 10 | 0 | 1 | 0 | 2 | 25 |
| 03 | Shakeel Moore | g | 5-11 | 2-2 | 0-0 | 0 | 5 | 5 | 1 | 12 | 5 | 5 | 1 | 0 | 35 |
| 10 | Dashawn Davis | g | 6-11 | 2-3 | 3-3 | 0 | 0 | 0 | 2 | 17 | 2 | 0 | 0 | 0 | 26 |
| 11 | Eric Reed, Jr. | | 1-1 | 1-1 | 0-0 | 1 | 0 | 1 | 3 | 3 | 1 | 0 | 0 | 0 | 13 |
| 13 | Will McNair Jr. | | 3-5 | 0-0 | 0-0 | 1 | 3 | 4 | 3 | 6 | 1 | 0 | 0 | 0 | 12 |
| 14 | Tyler Stevenson | | 1-2 | 0-0 | 0-0 | 0 | 0 | 0 | 2 | 2 | 0 | 0 | 0 | 1 | 11 |
| 30 | Shawn Jones, Jr. | | 2-4 | 1-2 | 0-0 | 0 | 3 | 3 | 3 | 5 | 1 | 1 | 1 | 1 | 16 |
| | Team | | | | | 1 | 2 | 3 | | | | | 2 | | |
| | Totals | | 27-57 | 6-10 | 10-16 | 11 | 23 | 34 | 21 | 70 | 15 | 12 | 2 | 5 | 200 |

| | | | | | | | | | |
|-----------------|-------|-------|-----------|-------|-------|-------|-------|-------|----------|
| FG % 1st Half: | 14-27 | 51.9% | 2nd half: | 13-30 | 43.3% | Game: | 27-57 | 47.4% | Deadball |
| 3FG % 1st Half: | 4-7 | 57.1% | 2nd half: | 2-3 | 66.7% | Game: | 6-10 | 60.0% | Rebounds |
| FT % 1st Half: | 2-3 | 66.7% | 2nd half: | 8-13 | 61.5% | Game: | 10-16 | 62.5% | 1,1 |

Arkansas 64 • 17-8,6-6 SEC

| # | Player | | Total | | 3-Ptr | Rebounds | | | PF | TP | A | TO | Blk | Stl | Min |
|--------|------------------|---|--------|--------|--------|----------|-----|-----|----|----|----|----|-----|-----|-----|
| | | | FG-FGA | FG-FGA | FT-FTA | Off | Def | Tot | | | | | | | |
| 15 | Makhi Mitchell | f | 3-3 | 0-0 | 0-1 | 1 | 3 | 4 | 5 | 6 | 0 | 0 | 1 | 0 | 11 |
| 22 | Makhel Mitchell | f | 3-3 | 0-0 | 0-2 | 0 | 6 | 6 | 2 | 6 | 0 | 2 | 3 | 1 | 30 |
| 00 | Anthony Black | g | 8-13 | 2-5 | 5-6 | 1 | 4 | 5 | 3 | 23 | 5 | 4 | 1 | 3 | 39 |
| 01 | Ricky Council IV | g | 1-6 | 0-2 | 11-13 | 2 | 4 | 6 | 2 | 13 | 3 | 1 | 1 | 0 | 37 |
| 04 | Davonte Davis | g | 2-12 | 1-5 | 2-2 | 2 | 4 | 6 | 4 | 7 | 2 | 3 | 0 | 2 | 37 |
| 03 | Nick Smith Jr. | | 2-7 | 1-4 | 0-1 | 0 | 1 | 1 | 0 | 5 | 1 | 0 | 0 | 0 | 17 |
| 11 | Jalen Graham | | 1-1 | 0-0 | 0-1 | 0 | 1 | 1 | 0 | 2 | 0 | 2 | 0 | 0 | 6 |
| 13 | Jordan Walsh | | 1-3 | 0-2 | 0-0 | 1 | 0 | 1 | 0 | 2 | 1 | 0 | 1 | 2 | 23 |
| | Team | | | | | 0 | 0 | 0 | | | | 1 | | | |
| Totals | | | 21-48 | 4-18 | 18-26 | 7 | 23 | 30 | 16 | 64 | 12 | 13 | 7 | 8 | 200 |

| | | | | | | | | | |
|-----------------|------|-------|-----------|-------|-------|-------|-------|-------|----------|
| FG % 1st Half: | 9-26 | 34.6% | 2nd half: | 12-22 | 54.5% | Game: | 21-48 | 43.8% | Deadball |
| 3FG % 1st Half: | 2-11 | 18.2% | 2nd half: | 2-7 | 28.6% | Game: | 4-18 | 22.2% | Rebounds |
| FT % 1st Half: | 5-8 | 62.5% | 2nd half: | 13-18 | 72.2% | Game: | 18-26 | 69.2% | 3,2 |

Officials: Anthony Jordan,Todd Austin,Don Daily
 Technical fouls: Mississippi St.-Dashawn Davis. Arkansas-None.
 Attendance: 19200

| Score by periods | | | | 1st | 2nd | Total | | | | | | | |
|------------------|--|--|--|-----|-----|-----------|--|--|--|--|--|--|--|
| Mississippi St. | | | | 34 | 36 | 70 | | | | | | | |
| Arkansas | | | | 25 | 39 | 64 | | | | | | | |

Last FG - MSU 2nd-00:26, ARK 2nd-00:13.
 Largest lead - MSU by 16 2nd-15:56, ARK by 5 1st-19:05.
 MSU led for 35:05. ARK led for 03:18. Game was tied for 01:37.

Score tied - 4 times.
 Lead changed - 5 times.

| | | | | | | |
|--|---|-----------------------|----------------|--------------|--------------|---|
| GAME 27 |  | 65 | Florida | 31 34 | 65 84 |  |
| | | #RV/- ARKANSAS | 37 47 | 84 | | |
| Feb. 18, 2023 • Fayetteville, Ark. • Bud Walton Arena | | | | | | |

Florida 65 • 14-13,7-7 SEC

| # | Player | | Total | | 3-Ptr | Rebounds | | | PF | TP | A | TO | Blk | Stl | Min |
|--------|-----------------|---|--------|--------|--------|----------|-----|-----|----|----|---|----|-----|-----|-----|
| | | | FG-FGA | FG-FGA | FT-FTA | Off | Def | Tot | | | | | | | |
| 33 | Jason Jitoboh | c | 2-5 | 0-0 | 0-0 | 1 | 1 | 2 | 2 | 4 | 0 | 2 | 0 | 0 | 24 |
| 00 | Myreon Jones | g | 0-3 | 0-1 | 2-3 | 1 | 1 | 2 | 3 | 2 | 2 | 2 | 0 | 0 | 23 |
| 05 | Will Richard | g | 3-5 | 0-1 | 4-4 | 1 | 2 | 3 | 4 | 10 | 0 | 0 | 0 | 2 | 25 |
| 11 | Kyle Lofton | g | 3-12 | 1-5 | 0-0 | 0 | 2 | 2 | 1 | 7 | 4 | 0 | 0 | 1 | 33 |
| 24 | Riley Kugel | g | 5-12 | 1-6 | 6-7 | 1 | 1 | 2 | 3 | 17 | 1 | 2 | 0 | 0 | 30 |
| 01 | CJ Felder | | 0-0 | 0-0 | 0-0 | 0 | 0 | 0 | 1 | 0 | 0 | 0 | 0 | 0 | 3 |
| 02 | Trey Bonham | | 0-0 | 0-0 | 0-0 | 0 | 0 | 0 | 0 | 0 | 1 | 2 | 0 | 1 | 2 |
| 03 | Alex Fudge | | 3-4 | 0-1 | 0-2 | 0 | 1 | 1 | 0 | 6 | 0 | 0 | 1 | 1 | 17 |
| 04 | Niels Lane | | 1-3 | 0-0 | 0-0 | 1 | 2 | 3 | 1 | 2 | 0 | 0 | 0 | 0 | 4 |
| 10 | Denzel Aberdeen | | 0-1 | 0-1 | 0-0 | 0 | 0 | 0 | 0 | 0 | 0 | 0 | 0 | 0 | 2 |
| 13 | Aleks Szymczyk | | 3-7 | 2-5 | 0-0 | 1 | 5 | 6 | 0 | 8 | 1 | 2 | 1 | 4 | 20 |
| 14 | Kowacie Reeves | | 2-7 | 0-1 | 5-5 | 0 | 1 | 1 | 1 | 9 | 0 | 1 | 0 | 0 | 17 |
| Team | | | | | | 2 | 1 | 3 | | | | 1 | | | |
| Totals | | | 22-59 | 4-21 | 17-21 | 8 | 17 | 25 | 16 | 65 | 9 | 12 | 2 | 9 | 200 |

| | | | | | | | | | |
|-----------------|-------|-------|-----------|-------|-------|-------|-------|-------|----------|
| FG % 1st Half: | 9-30 | 30.0% | 2nd half: | 13-29 | 44.8% | Game: | 22-59 | 37.3% | Deadball |
| 3FG % 1st Half: | 1-11 | 9.1% | 2nd half: | 3-10 | 30.0% | Game: | 4-21 | 19.0% | Rebounds |
| FT % 1st Half: | 12-16 | 75.0% | 2nd half: | 5-5 | 100.0 | Game: | 17-21 | 81.0% | 1 |

Arkansas 84 • 18-9,7-7 SEC

| # | Player | | Total | | 3-Ptr | Rebounds | | | PF | TP | A | TO | Blk | Stl | Min | |
|--------|-------------------|---|-------|-------|-------|----------|-----|-----|----|----|----|----|-----|-----|-----|-----|
| | | | FG | FGA | FG | FT | FTA | Off | | | | | | | | Def |
| 13 | Jordan Walsh | f | 2-4 | 1-1 | 0-0 | 1 | 1 | 2 | 1 | 5 | 0 | 1 | 0 | 0 | 13 | |
| 15 | Makhi Mitchell | f | 5-7 | 0-0 | 0-0 | 2 | 8 | 10 | 1 | 10 | 1 | 1 | 2 | 1 | 20 | |
| 00 | Anthony Black | g | 3-6 | 1-1 | 7-8 | 0 | 5 | 5 | 1 | 14 | 3 | 4 | 0 | 3 | 35 | |
| 03 | Nick Smith Jr. | g | 4-12 | 0-4 | 2-2 | 0 | 1 | 1 | 1 | 10 | 1 | 2 | 0 | 2 | 32 | |
| 04 | Davonte Davis | g | 0-1 | 0-1 | 0-0 | 0 | 1 | 1 | 3 | 0 | 1 | 1 | 0 | 2 | 22 | |
| 01 | Ricky Council IV | | 6-10 | 0-1 | 3-4 | 0 | 7 | 7 | 1 | 15 | 1 | 2 | 0 | 0 | 32 | |
| 05 | Joseph Pinion | | 0-1 | 0-1 | 0-0 | 0 | 0 | 0 | 0 | 0 | 0 | 0 | 0 | 0 | 1 | |
| 11 | Jalen Graham | | 12-15 | 0-1 | 2-3 | 3 | 4 | 7 | 2 | 26 | 1 | 2 | 2 | 0 | 27 | |
| 12 | Barry Dunning Jr. | | 0-0 | 0-0 | 0-0 | 0 | 0 | 0 | 0 | 0 | 0 | 0 | 0 | 0 | 1 | |
| 21 | Cade Arbogast | | 0-0 | 0-0 | 0-0 | 0 | 0 | 0 | 0 | 0 | 0 | 0 | 0 | 0 | 1 | |
| 22 | Makhel Mitchell | | 2-2 | 0-0 | 0-0 | 2 | 2 | 4 | 2 | 4 | 0 | 0 | 2 | 0 | 13 | |
| 23 | Derrian Ford | | 0-0 | 0-0 | 0-0 | 0 | 0 | 0 | 0 | 0 | 0 | 0 | 0 | 0 | 2 | |
| 45 | Lawson Blake | | 0-1 | 0-0 | 0-0 | 0 | 0 | 0 | 0 | 0 | 0 | 0 | 0 | 0 | 1 | |
| Team | | | | | | 1 | 2 | 3 | | | | | | | | |
| Totals | | | | 34-59 | 2-10 | 14-17 | 9 | 31 | 40 | 12 | 84 | 8 | 13 | 6 | 8 | 200 |

| | | | | | | | | | |
|-----------------|-------|-------|-----------|-------|-------|-------|-------|-------|----------|
| FG % 1st Half: | 15-27 | 55.6% | 2nd half: | 19-32 | 59.4% | Game: | 34-59 | 57.6% | Deadball |
| 3FG % 1st Half: | 0-5 | 0.0% | 2nd half: | 2-5 | 40.0% | Game: | 2-10 | 20.0% | Rebounds |
| FT % 1st Half: | 7-8 | 87.5% | 2nd half: | 7-9 | 77.8% | Game: | 14-17 | 82.4% | 2,1 |

Officials: Wil Howard,Mike Nance,Doug Shows
 Technical fouls: Florida-None. Arkansas-None.
 Attendance: 19200

| Score by periods | | | | 1st | 2nd | Total | | | | | | | |
|------------------|--|--|--|-----|-----|-----------|--|--|--|--|--|--|--|
| Florida | | | | 31 | 34 | 65 | | | | | | | |
| Arkansas | | | | 37 | 47 | 84 | | | | | | | |

Last FG - UF 2nd-00:12, ARK 2nd-02:29.
 Largest lead - UF by 5 1st-13:00, ARK by 25 2nd-11:18.
 UF led for 06:48. ARK led for 28:22. Game was tied for 04:50.

Score tied - 4 times.
 Lead changed - 2 times.

| | | | | | | |
|--|---|----------------------------|----------------------|--------------|--------------|---|
| GAME 26 |  | 56 | RV/- ARKANSAS | 33 23 | 56 62 |  |
| | | RV/25 Texas A&M | 24 36 | 62 | | |
| Feb. 15, 2023 • Bryan-College Station, Texas • Reed Arena | | | | | | |

Arkansas 56 • 17-9,6-7 SEC

| # | Player | | Total | | 3-Ptr | Rebounds | | | PF | TP | A | TO | Blk | Stl | Min |
|--------|------------------|---|--------|--------|--------|----------|-----|-----|----|----|----|----|-----|-----|-----|
| | | | FG-FGA | FG-FGA | FT-FTA | Off | Def | Tot | | | | | | | |
| 15 | Makhi Mitchell | f | 4-4 | 0-0 | 3-4 | 3 | 6 | 9 | 3 | 11 | 1 | 0 | 2 | 0 | 26 |
| 22 | Makhel Mitchell | f | 2-4 | 0-0 | 0-1 | 0 | 4 | 4 | 5 | 4 | 0 | 2 | 4 | 0 | 19 |
| 00 | Anthony Black | g | 3-8 | 1-2 | 2-3 | 0 | 3 | 3 | 4 | 9 | 8 | 3 | 0 | 2 | 38 |
| 01 | Ricky Council IV | g | 3-12 | 0-3 | 0-1 | 0 | 5 | 5 | 1 | 6 | 4 | 2 | 0 | 0 | 36 |
| 04 | Davonte Davis | g | 5-13 | 4-10 | 0-3 | 0 | 3 | 3 | 2 | 14 | 3 | 2 | 0 | 2 | 39 |
| 03 | Nick Smith Jr. | | 0-1 | 0-0 | 0-0 | 0 | 0 | 0 | 0 | 0 | 0 | 2 | 0 | 0 | 4 |
| 11 | Jalen Graham | | 2-2 | 0-0 | 0-0 | 0 | 0 | 0 | 1 | 4 | 0 | 0 | 0 | 0 | 5 |
| 20 | Kamani Johnson | | 0-0 | 0-0 | 0-0 | 0 | 0 | 0 | 2 | 0 | 0 | 0 | 0 | 0 | 3 |
| 55 | Jordan Walsh | | 3-6 | 0-1 | 2-2 | 1 | 4 | 5 | 5 | 8 | 1 | 1 | 0 | 0 | 30 |
| Team | | | | | | 1 | 3 | 4 | | | | 1 | | | |
| Totals | | | 22-50 | 5-16 | 7-14 | 5 | 28 | 33 | 23 | 56 | 17 | 13 | 6 | 4 | 200 |