

# << 2022-23 GAMECOCK BASKETBALL >>

## 2022-23 SCHEDULE

OVERALL: 8-14 | SEC: 1-8

HOME: 6-5 | AWAY: 2-5 | NEUTRAL: 0-4 | NET: 283

### NOVEMBER

|    |     |                        |          |
|----|-----|------------------------|----------|
| 2  | -/- | Mars Hill (exhibition) | W, 80-41 |
| 7  | -/- | SC State               | W, 80-77 |
| 11 | -/- | Clemson                | W, 60-58 |
| 17 | -/- | vs. Colorado State ^   | L, 53-80 |
| 18 | -/- | vs. Davidson ^         | L, 60-69 |
| 20 | -/- | vs. Furman ^           | L, 60-79 |
| 25 | -/- | USC Upstate            | W, 68-53 |
| 30 | -/- | at George Washington   | L, 55-79 |

### DECEMBER

|    |     |                     |               |
|----|-----|---------------------|---------------|
| 3  | -/- | at Georgetown       | W, 74-71 (OT) |
| 11 | -/- | Presbyterian        | W, 68-57      |
| 14 | -/- | at UAB              | L, 70-84      |
| 17 | -/- | vs. East Carolina % | L, 56-64      |
| 22 | -/- | Western Kentucky    | W, 65-58      |
| 30 | -/- | Eastern Michigan    | W, 64-54      |

### JANUARY

|    |     |                        |               |
|----|-----|------------------------|---------------|
| 3  | -/- | at Vanderbilt*         | L, 79-84 (OT) |
| 7  | -/- | #8/9 Tennessee*        | L, 42-85      |
| 10 | -/- | at Kentucky            | W, 71-68      |
| 14 | -/- | Texas A&M*             | L, 53-94      |
| 17 | -/- | Ole Miss*              | L, 58-70      |
| 21 | -/- | #16/17 Auburn*         | L, 66-81      |
| 25 | -/- | at Florida*            | L, 60-81      |
| 28 | -/- | at Georgia*            | L, 78-81 (OT) |
| 31 | -/- | vs. Mississippi State* | L, 51-66      |

### FEBRUARY

|    |     |                       |                  |
|----|-----|-----------------------|------------------|
| 4  | -/- | Arkansas*             | 3:30 p.m. • SECN |
| 7  | -/- | at Missouri*          | 9 p.m. • SECN    |
| 11 | -/- | at Ole Miss*          | 1 p.m. • SECN    |
| 14 | -/- | Vanderbilt*           | 6:30 p.m. • SECN |
| 18 | -/- | at LSU*               | 1 p.m. • SECN    |
| 22 | -/- | #4/5 Alabama*         | 9 p.m. • ESPN2/U |
| 25 | -/- | at #2/2 Tennessee*    | 6 p.m. • SECN    |
| 28 | -/- | at Mississippi State* | 9 p.m. • SECN    |

### MARCH

|       |     |                                |               |
|-------|-----|--------------------------------|---------------|
| 4     | -/- | Georgia*                       | 1 p.m. • SECN |
| 8-12  | -/- | vs. SEC Tournament &           | TBA           |
| 16-17 | -/- | NCAA Tournament First Round =  | TBA           |
| 18-19 | -/- | NCAA Tournament Second Round = | TBA           |
| 23-24 | -/- | Sweet 16 #                     | TBA           |
| 25-26 | -/- | Elite 8 #                      | TBA           |

### APRIL

|     |     |              |     |
|-----|-----|--------------|-----|
| 1-3 | -/- | Final Four / | TBA |
|-----|-----|--------------|-----|

All home games in **bold** | All times listed Eastern | **SECN+** - SEC Network + | **SECN** - SEC Network | **CBSN** - CBS Sports Network | \* indicates SEC contest | ^ - Charleston Classic (Charleston, S.C.) | % - Greenville Winter Inv. (Greenville, S.C.) | & - SEC Tournament (Nashville, Tenn.) | = - NCAA Tournament First and Second Rounds (various sites) | # - NCAA Regionals (various sites) | / - Final Four (Houston, Texas) | \*\* rankings listed are at time of game

## PROBABLE GAMECOCK STARTERS (BASED ON TREND FROM PAST SEVERAL GAMES)

| #  | Name                    | Ht. | Wt. | Cl. | Hometown        | PPG   | RPG  | Misc.   |
|----|-------------------------|-----|-----|-----|-----------------|-------|------|---|
| 5  | Meechie Johnson         | 6-2 | 180 | So. | Cleveland, Ohio | 11.9  | 4.0  | Career-high 26 pts at UK (Jan. 10) ; made 6 3s in game      |
| 2  | Chico Carter Jr.        | 6-3 | 192 | Sr. | Columbia, S.C.  | 10.5  | 1.9  | 43-of-88 from 3 (48.9 %) ; hit game-winner vs. Clemson      |
| 10 | Hayden Brown            | 6-5 | 234 | Gr. | Greer, S.C.     | 10.6  | 4.9  | Part of 1,400 point-700 rebound club at The Citadel         |
| 23 | Gregory "GG" Jackson II | 6-9 | 215 | Fr. | Columbia, S.C.  | 16.1* | 6.6* | Career-high 30 pts vs. Auburn, 10+ pts in 20 of 22 games    |
| 33 | Josh Gray               | 7-0 | 255 | Jr. | Brooklyn, N.Y.  | 3.4   | 4.9  | Had 11 pts, 13 reb (both career highs) at Florida (Jan. 25) |

\* indicates team leader

## GAMECOCK BASKETBALL



8-14, 1-8 SEC  
SOUTH CAROLINA

VS.



15-7, 4-5 SEC  
ARKANSAS

## TIPOFF NOTABLES

> *A New Chapter* of Gamecock Men's Basketball is underway with first-year head coach Lamont Paris this season.

> Paris, who has been a part of nine NCAA Division I Tournaments and 17 twenty-win seasons as a college head and assistant coach, was named the University of South Carolina's 33rd head coach by Director of Athletics Ray Tanner on Thursday, March 24, 2022.

> This new-look Gamecock squad features eight new players (four transfers and four freshman) headlined by standout freshman forward Gregory "GG" Jackson II, the highest rated recruit in program history (recruit rankings started in early 2000s). He joined former Carolina standout PJ Dozier (2015-17) as the only five-star signees in program history.

## ASSOCIATE DIRECTOR

### COMMUNICATIONS & PUBLIC RELATIONS:

MICHAEL DeBATES // MDEBATES@MAILBOX.SC.EDU

CELL: 712-348-5863 // TWITTER: @MDEBATES

### CAROLINA MEN'S BASKETBALL ON SOCIAL MEDIA:

#GAMECOCKS // #FOREVERTOTHEE

TWITTER AND INSTAGRAM: @GAMECOCKMBB

FACEBOOK: /GAMECOCKMBB

ON THE WEB: GAMECOCKSONLINE.COM

## GAME 23

VENUE: Colonial Life Arena (18,000)

BROADCAST: SEC Network (on-site)

PLAY-BY-PLAY: Roy Philpott

ANALYST: Mark Wise

RADIO: Gamecock Radio Network

IN COLUMBIA: 107.5 The Game

PLAY-BY-PLAY: Derek Scott

ANALYST: Casey Manning

SIRIUSXM: 382 | SXM APP: 972

WATCH: ESPN.com/watch

LIVE STATS: GamecocksOnline.com

SERIES: Arkansas leads, 22-15

IN COLUMBIA: Carolina leads, 8-7

NEUTRAL: Arkansas leads, 3-2

SERIES TREND: teams have split the last two meetings with one win away and one win at home each

LAST MEETING: 75-59, Arkansas win on Jan. 18, 2022 at Bud Walton Arena

## NUMBERS OF NOTE

.691 - New head coach Lamont Paris spent the past five seasons as head coach at Chattanooga. He led the team to a 65-29 record the last three seasons and a berth in the 2022 NCAA Tournament after winning the SoCon Tournament Championship.

12 - Paris was an assistant for 17 seasons prior to becoming a head coach in 2017-18. He was a part of 12 NCAA Tournament appearances (Division I and II) as an assistant, including a pair of Final Fours at Wisconsin in 2014 and 2015.















17 - In 22 seasons as a head or assistant coach in college, Paris has been a part of 17 teams that have won 20-or-more games in a season.

8 - Carolina's roster features eight new players, including four transfers: Benjamin Bosmans-Verdonk (Illinois), Hayden Brown (The Citadel), Ebrima Dibba (Coastal Carolina) and Meechie Johnson (Ohio State).

## COMING UP NEXT

> The Gamecocks hit the road again for a pair of games next week. Carolina first travels to Missouri (16-5, 4-4 SEC) on Tuesday for a late 9 p.m. (ET) tip at Mizzou Arena on SEC Network. The Gamecocks then head to Oxford, Miss. to face Ole Miss (9-13, 1-8 SEC) on Saturday at 1 p.m. on SEC Network.

# 2022-23 SOUTH CAROLINA BASKETBALL BROADCAST SPOT CHART

| 0      |    | <div><b>Ebrima Dibba</b> <i>Ee-BRIME-uh DEEB-ah</i><br/><i>RSR - G - 6-6 - 214 - BREDÅNG, SWEDEN // COASTAL CAROLINA</i><table><tr><th></th><th>MIN</th><th>PTS</th><th>REB</th><th>AST</th><th>FG%</th><th>3FG%</th><th>FT%</th></tr><tr><td>Career</td><td>32.2</td><td>8.2</td><td>4.8</td><td>5.2</td><td>45.0</td><td>32.2</td><td>79.0</td></tr></table><b>Career Highs:</b> 19 points, 10 rebounds, 12 assists, 6 steals</div> <div><ul style="list-style-type: none"><li>Suffered season-ending Achilles injury in summer workouts ; had successful surgery and will miss the entire 2022-23 season</li><li>Played in 90 career games at Coastal Carolina (2018-22)</li><li>Averaged 8.2 points, 5.2 assists and 4.8 rebounds per game over his four seasons as a Chant</li><li>Standout student and was named to President's List (4.0 GPA) while at Coastal in 2021</li></ul></div>   |     | MIN | PTS  | REB  | AST  | FG% | 3FG% | FT% | Career | 32.2 | 8.2  | 4.8 | 5.2 | 45.0 | 32.2 | 79.0 |        |      |      |     |     |      |      |      |
|--------|---|---|-----|-----|------|------|------|-----|------|-----|--------|------|------|-----|-----|------|------|------|--------|------|------|-----|-----|------|------|------|
|        | MIN   | PTS   | REB | AST | FG%  | 3FG% | FT%  |     |      |     |        |      |      |     |     |      |      |      |        |      |      |     |     |      |      |      |
| Career | 32.2  | 8.2   | 4.8 | 5.2 | 45.0 | 32.2 | 79.0 |     |      |     |        |      |      |     |     |      |      |      |        |      |      |     |     |      |      |      |
| 1      |    | <div><b>Jacobi Wright</b><br/><i>SO - G - 6-2 - 188 - FORT MILL, S.C. // LEGACY EARLY COLLEGE</i><table><tr><th></th><th>MIN</th><th>PTS</th><th>REB</th><th>AST</th><th>FG%</th><th>3FG%</th><th>FT%</th></tr><tr><td>22-23</td><td>27.4</td><td>5.6</td><td>2.1</td><td>1.6</td><td>34.1</td><td>31.4</td><td>74.1</td></tr><tr><td>Career</td><td>20.5</td><td>4.4</td><td>1.8</td><td>1.8</td><td>33.1</td><td>28.7</td><td>72.7</td></tr></table><b>Career Highs:</b> 14 points*, 6 rebounds*, 6 assists, 2 steals*, 1 block*</div> <div><ul style="list-style-type: none"><li>Has started six games this season ; had 13 points and made four 3s (career high) at Georgia (Jan. 28)</li><li>Came off the bench vs. Clemson (Nov. 11) and had 10 points, knocking down pair of 3s</li><li>Started in the opener vs. SC State (Nov. 8) and scored a career-high 14 points, going 4-for-7 from the floor and 3-for-5 behind the arc ; also had five rebounds and four assists</li><li>Appeared in 31 games making nine starts in first season on campus in 2021-22</li><li>Logged four games in SEC play with four assists in 2021-22 ; team was 4-0 in those games</li></ul></div>  |     | MIN | PTS  | REB  | AST  | FG% | 3FG% | FT% | 22-23  | 27.4 | 5.6  | 2.1 | 1.6 | 34.1 | 31.4 | 74.1 | Career | 20.5 | 4.4  | 1.8 | 1.8 | 33.1 | 28.7 | 72.7 |
|        | MIN   | PTS   | REB | AST | FG%  | 3FG% | FT%  |     |      |     |        |      |      |     |     |      |      |      |        |      |      |     |     |      |      |      |
| 22-23  | 27.4  | 5.6   | 2.1 | 1.6 | 34.1 | 31.4 | 74.1 |     |      |     |        |      |      |     |     |      |      |      |        |      |      |     |     |      |      |      |
| Career | 20.5  | 4.4   | 1.8 | 1.8 | 33.1 | 28.7 | 72.7 |     |      |     |        |      |      |     |     |      |      |      |        |      |      |     |     |      |      |      |
| 2      |    | <div><b>Chico Carter Jr.</b><br/><i>SR - G - 6-3 - 192 - COLUMBIA, S.C. // MURRAY STATE</i><table><tr><th></th><th>MIN</th><th>PTS</th><th>REB</th><th>AST</th><th>FG%</th><th>3FG%</th><th>FT%</th></tr><tr><td>22-23</td><td>31.2</td><td>10.5</td><td>1.9</td><td>1.5</td><td>49.1</td><td>48.9</td><td>56.5</td></tr><tr><td>Career</td><td>20.5</td><td>8.5</td><td>1.4</td><td>1.6</td><td>47.8</td><td>44.3</td><td>78.7</td></tr></table><b>Career Highs:</b> 27 points, 6 rebounds*, 9 assists, 3 steals</div> <div><ul style="list-style-type: none"><li>Shooting 48.9 percent (43-of-88) from behind the arc, the best mark in the SEC</li><li>10 double-figure outings ; 2 20-point games ; has seven games this season with 3 or more made 3s</li><li>Had 24 points in SEC opener at Vandy (Jan. 3) ; went 4-of-6 from 3, had 6 rebounds &amp; 4 assists</li><li>Was 1-point shy of tying career-high with 26 points vs. Davidson (Nov. 18) ; was 6-of-8 from 3 (both career highs) and went 9-for-14 from the field in the game</li><li>16 points in 60-58 win vs. Clemson (Nov. 11) ; was 4-of-6 from 3 &amp; hit game-winner with 0.9 seconds left</li></ul></div>  |     | MIN | PTS  | REB  | AST  | FG% | 3FG% | FT% | 22-23  | 31.2 | 10.5 | 1.9 | 1.5 | 49.1 | 48.9 | 56.5 | Career | 20.5 | 8.5  | 1.4 | 1.6 | 47.8 | 44.3 | 78.7 |
|        | MIN   | PTS   | REB | AST | FG%  | 3FG% | FT%  |     |      |     |        |      |      |     |     |      |      |      |        |      |      |     |     |      |      |      |
| 22-23  | 31.2  | 10.5  | 1.9 | 1.5 | 49.1 | 48.9 | 56.5 |     |      |     |        |      |      |     |     |      |      |      |        |      |      |     |     |      |      |      |
| Career | 20.5  | 8.5   | 1.4 | 1.6 | 47.8 | 44.3 | 78.7 |     |      |     |        |      |      |     |     |      |      |      |        |      |      |     |     |      |      |      |
| 4      |    | <div><b>Tre-Vaughn Minott</b> <i>MY-not</i><br/><i>JR - F - 6-9 - 258 - MONTREAL, QUEBEC // NBA ACADEMY LATIN AMERICA</i><table><tr><th></th><th>MIN</th><th>PTS</th><th>REB</th><th>BLK</th><th>FG%</th><th>3FG%</th><th>FT%</th></tr><tr><td>22-23</td><td>2.8</td><td>0.2</td><td>0.4</td><td>0.2</td><td>0.0</td><td>0.0</td><td>33.3</td></tr><tr><td>Career</td><td>7.1</td><td>1.8</td><td>1.8</td><td>0.4</td><td>67.6</td><td>0.0</td><td>23.1</td></tr></table><b>Career Highs:</b> 8 points, 6 rebounds, 3 blocks, 2 steals</div> <div><ul style="list-style-type: none"><li>Played in 14 games in 2021-22 with a pair of starts, averaging 2.0 points and 1.9 rebounds per game</li><li>Shot 81.3 percent from the floor (13-of-16) last season</li><li>Made six appearances in SEC play scoring four points at Miss. State (Feb. 1, 2022) and four points vs. No. 22/20 Tennessee (Feb. 5, 2022)</li><li>Had a career-high eight points in blowout win vs. Army (Dec. 22, 2021) ; Had six rebounds (tied career high) and three blocks (career high) at Clemson (Dec. 18, 2021)</li></ul></div>  |     | MIN | PTS  | REB  | BLK  | FG% | 3FG% | FT% | 22-23  | 2.8  | 0.2  | 0.4 | 0.2 | 0.0  | 0.0  | 33.3 | Career | 7.1  | 1.8  | 1.8 | 0.4 | 67.6 | 0.0  | 23.1 |
|        | MIN   | PTS   | REB | BLK | FG%  | 3FG% | FT%  |     |      |     |        |      |      |     |     |      |      |      |        |      |      |     |     |      |      |      |
| 22-23  | 2.8   | 0.2   | 0.4 | 0.2 | 0.0  | 0.0  | 33.3 |     |      |     |        |      |      |     |     |      |      |      |        |      |      |     |     |      |      |      |
| Career | 7.1   | 1.8   | 1.8 | 0.4 | 67.6 | 0.0  | 23.1 |     |      |     |        |      |      |     |     |      |      |      |        |      |      |     |     |      |      |      |
| 5      |    | <div><b>Meechie Johnson</b><br/><i>SO - G - 6-2 - 180 - CLEVELAND, OHIO // OHIO STATE</i><table><tr><th></th><th>MIN</th><th>PTS</th><th>REB</th><th>AST</th><th>FG%</th><th>3FG%</th><th>FT%</th></tr><tr><td>22-23</td><td>32.8</td><td>11.9</td><td>4.0</td><td>3.3</td><td>34.2</td><td>30.8</td><td>75.0</td></tr><tr><td>Career</td><td>19.3</td><td>5.9</td><td>2.0</td><td>1.6</td><td>33.3</td><td>32.2</td><td>69.6</td></tr></table><b>Career Highs:</b> 26 points*, 8 assists*, 7 rebounds*, 4 steals</div> <div><ul style="list-style-type: none"><li>Has scored in double figures 13 of last 15 games ; leads team in assists at 3.3 per game (9th in SEC)</li><li>A perfect 22-for-22 at the line in SEC play</li><li>Scored career-high 26 points (6 3s) with 6 rebounds and 6 assists at UK (Jan. 10) to lead team to first win at Rupp Arena since 2009 ; first Gamecock since Sindarius Thornwell (2017) with 25, 5 &amp; 5</li><li>Hit 6 3s and had 25 points in 65-58 win over WKU (Dec. 22)</li><li>Scored 17 points with 8 assists and 7 rebounds (both career highs) in OT win at Georgetown (Dec. 3)</li><li>Played in 43 games in two seasons at Ohio State (2020-22) making five starts</li></ul></div>  |     | MIN | PTS  | REB  | AST  | FG% | 3FG% | FT% | 22-23  | 32.8 | 11.9 | 4.0 | 3.3 | 34.2 | 30.8 | 75.0 | Career | 19.3 | 5.9  | 2.0 | 1.6 | 33.3 | 32.2 | 69.6 |
|        | MIN   | PTS   | REB | AST | FG%  | 3FG% | FT%  |     |      |     |        |      |      |     |     |      |      |      |        |      |      |     |     |      |      |      |
| 22-23  | 32.8  | 11.9  | 4.0 | 3.3 | 34.2 | 30.8 | 75.0 |     |      |     |        |      |      |     |     |      |      |      |        |      |      |     |     |      |      |      |
| Career | 19.3  | 5.9   | 2.0 | 1.6 | 33.3 | 32.2 | 69.6 |     |      |     |        |      |      |     |     |      |      |      |        |      |      |     |     |      |      |      |
| 10     |   | <div><b>Hayden Brown</b><br/><i>GR - F - 6-5 - 234 - GREER, S.C. // THE CITADEL</i><table><tr><th></th><th>MIN</th><th>PTS</th><th>REB</th><th>AST</th><th>FG%</th><th>3FG%</th><th>FT%</th></tr><tr><td>22-23</td><td>28.6</td><td>10.6</td><td>4.9</td><td>1.0</td><td>42.9</td><td>23.3</td><td>63.2</td></tr><tr><td>Career</td><td>24.7</td><td>12.3</td><td>6.4</td><td>1.6</td><td>49.0</td><td>28.2</td><td>66.7</td></tr></table><b>Career Highs:</b> 37 points, 21 rebounds, 7 assists, 4 steals, 3 blocks*</div> <div><ul style="list-style-type: none"><li>Had 17 points and 10 rebounds at Georgia (Jan. 28) for first double-double in Garnet &amp; Black</li><li>In 111 career games at The Citadel (2017-2022), averaged 12.6 points, 6.7 rebounds and 1.7 assists while shooting 50.1 percent (516-of-1030) from the floor</li><li>Scored 1,402 career points for The Citadel over five seasons, which is the seventh-most in program history</li><li>Became the second player in The Citadel's program history to score 1,400 points and collect 700 rebounds</li><li>Two-time First Team All-Southern Conference selection (2021, 2022)</li><li>Nearly averaged a double-double during the 2021-22 season, averaging 18.8 points and 9.5 rebounds</li></ul></div>  |     | MIN | PTS  | REB  | AST  | FG% | 3FG% | FT% | 22-23  | 28.6 | 10.6 | 4.9 | 1.0 | 42.9 | 23.3 | 63.2 | Career | 24.7 | 12.3 | 6.4 | 1.6 | 49.0 | 28.2 | 66.7 |
|        | MIN   | PTS   | REB | AST | FG%  | 3FG% | FT%  |     |      |     |        |      |      |     |     |      |      |      |        |      |      |     |     |      |      |      |
| 22-23  | 28.6  | 10.6  | 4.9 | 1.0 | 42.9 | 23.3 | 63.2 |     |      |     |        |      |      |     |     |      |      |      |        |      |      |     |     |      |      |      |
| Career | 24.7  | 12.3  | 6.4 | 1.6 | 49.0 | 28.2 | 66.7 |     |      |     |        |      |      |     |     |      |      |      |        |      |      |     |     |      |      |      |
| 12     |  | <div><b>Zachary Davis</b><br/><i>FR - G - 6-8 - 192 - ORANGEBURG, S.C. // DENMARK-OLAR</i><table><tr><th></th><th>MIN</th><th>PTS</th><th>REB</th><th>AST</th><th>FG%</th><th>3FG%</th><th>FT%</th></tr><tr><td>22-23</td><td>13.1</td><td>2.5</td><td>2.4</td><td>0.6</td><td>42.6</td><td>14.3</td><td>75.0</td></tr></table><b>Season Highs:</b> 13 points*, 6 rebounds*, 2 assists*, 2 blocks*, 2 steals*</div> <div><ul style="list-style-type: none"><li>Led team with career-high 13 points vs. Texas A&amp;M (Jan. 14) ; first career game in double figures</li><li>Pulled down career-high six rebounds and had his first career block vs. EMU (Dec. 30)</li><li>Made first career start vs. Upstate (Nov. 25) ; had seven points and four rebounds in 25 minutes</li><li>As a senior in HS, led Denmark-Olar to an 18-7 record after averaging 24.2 points, 9.3 rebounds, 8.2 assists, 3.1 steals and 2.6 blocks per game ; dad, Hercules, was high school coach ; two-time all-state pick</li><li>Named 2022 1A Boys South Carolina Basketball Coaches Association Player of the Year</li></ul></div>   |     | MIN | PTS  | REB  | AST  | FG% | 3FG% | FT% | 22-23  | 13.1 | 2.5  | 2.4 | 0.6 | 42.6 | 14.3 | 75.0 |        |      |      |     |     |      |      |      |
|        | MIN   | PTS   | REB | AST | FG%  | 3FG% | FT%  |     |      |     |        |      |      |     |     |      |      |      |        |      |      |     |     |      |      |      |
| 22-23  | 13.1  | 2.5   | 2.4 | 0.6 | 42.6 | 14.3 | 75.0 |     |      |     |        |      |      |     |     |      |      |      |        |      |      |     |     |      |      |      |
| 21     |  | <div><b>Ja'Von Benson</b> <i>JUH-Von</i><br/><i>JR - F - 6-7 - 253 - COLUMBIA, S.C. // RIDGE VIEW</i><table><tr><th></th><th>MIN</th><th>PTS</th><th>REB</th><th>BLK</th><th>FG%</th><th>3FG%</th><th>FT%</th></tr><tr><td>22-23</td><td>3.2</td><td>0.6</td><td>0.8</td><td>0.2</td><td>12.5</td><td>25.0</td><td>0.0</td></tr><tr><td>Career</td><td>6.9</td><td>2.1</td><td>2.5</td><td>0.5</td><td>32.4</td><td>18.2</td><td>30.0</td></tr></table><b>Career Highs:</b> 8 points, 8 rebounds, 2 blocks, 1 steal</div> <div><ul style="list-style-type: none"><li>Played in six games, averaging 3.3 points and 4.2 rebounds per contest in 2021-22</li><li>Had six points and five rebounds in season-high 17 minutes at Clemson (Dec. 18, 2021)</li><li>Scored career-high eight points vs. Allen (Dec. 14, 2021) ; went 3-for-6 from the floor</li><li>Pulled down a career-high eight rebounds in season-opening win vs. USC Upstate (Nov. 9, 2021)</li><li>Led Ridge View to back-to-back state titles his junior and senior year of high school</li></ul></div>  |     | MIN | PTS  | REB  | BLK  | FG% | 3FG% | FT% | 22-23  | 3.2  | 0.6  | 0.8 | 0.2 | 12.5 | 25.0 | 0.0  | Career | 6.9  | 2.1  | 2.5 | 0.5 | 32.4 | 18.2 | 30.0 |
|        | MIN   | PTS   | REB | BLK | FG%  | 3FG% | FT%  |     |      |     |        |      |      |     |     |      |      |      |        |      |      |     |     |      |      |      |
| 22-23  | 3.2   | 0.6   | 0.8 | 0.2 | 12.5 | 25.0 | 0.0  |     |      |     |        |      |      |     |     |      |      |      |        |      |      |     |     |      |      |      |
| Career | 6.9   | 2.1   | 2.5 | 0.5 | 32.4 | 18.2 | 30.0 |     |      |     |        |      |      |     |     |      |      |      |        |      |      |     |     |      |      |      |
| 23     |  | <div><b>Gregory "GG" Jackson II</b><br/><i>FR - F - 6-9 - 215 - COLUMBIA, S.C. // RIDGE VIEW</i><table><tr><th></th><th>MIN</th><th>PTS</th><th>REB</th><th>BLK</th><th>FG%</th><th>3FG%</th><th>FT%</th></tr><tr><td>22-23</td><td>33.0</td><td>16.1</td><td>6.6</td><td>0.8</td><td>38.5</td><td>32.8</td><td>63.6</td></tr></table><b>Season Highs:</b> 30 points*, 16 rebounds*, 4 steals*, 3 blocks*, 3 assists*</div> <div><ul style="list-style-type: none"><li>Has scored in double-figures in 20 of 22 games as Gamecock ; team's leading scorer/rebounder ; 7 20-point games</li><li>Had career-high 30 points vs. No. 16/17 Auburn (Jan. 21) ; missed first eight shots and finished game 10-of-13 (76.9%)</li><li>First 30-point game by a freshman in program history since Bruce Ellington (31) on Dec. 22, 2010 at Furman</li><li>Pulled down career-high 16 rebounds vs. WKU (Dec. 22) ; most rebounds in game since Chris Silva (17 - 3/5/19 at A&amp;M)</li><li>Had 22 points (all in second half) in comeback road win at Georgetown (Dec. 3)</li><li>Scored 18 points and pulled down 10 rebounds for double-double in his collegiate debut against SC State (Nov. 8)</li><li>Highest ranked incoming freshman in program history and joined former standout PJ Dozier as the only five-star signees</li><li>Was named MVP of the 2022 National Basketball Players Association (NBPA) Top 100 Camp in early July</li><li>Avg. 22.1 points, 10.9 rebounds &amp; 2.3 blocks per game in helping lead Ridge View to second-straight 5A title</li></ul></div> |     | MIN | PTS  | REB  | BLK  | FG% | 3FG% | FT% | 22-23  | 33.0 | 16.1 | 6.6 | 0.8 | 38.5 | 32.8 | 63.6 |        |      |      |     |     |      |      |      |
|        | MIN   | PTS   | REB | BLK | FG%  | 3FG% | FT%  |     |      |     |        |      |      |     |     |      |      |      |        |      |      |     |     |      |      |      |
| 22-23  | 33.0  | 16.1  | 6.6 | 0.8 | 38.5 | 32.8 | 63.6 |     |      |     |        |      |      |     |     |      |      |      |        |      |      |     |     |      |      |      |
| 30     |  | <div><b>Daniel Hankins-Sanford</b><br/><i>FR - F - 6-8 - 233 - CHARLOTTE, N.C. // JULIUS L. CHAMBERS</i><table><tr><th></th><th>MIN</th><th>PTS</th><th>REB</th><th>BLK</th><th>FG%</th><th>3FG%</th><th>FT%</th></tr><tr><td>22-23</td><td>9.0</td><td>2.6</td><td>2.6</td><td>0.1</td><td>33.3</td><td>28.6</td><td>50.0</td></tr></table><b>Season Highs:</b> 8 points*, 8 rebounds*, 3 assists*, 1 block*, 1 steal*</div> <div><ul style="list-style-type: none"><li>Came off the bench and scored a career-high eight points in 74-64 win over EMU (Dec. 30)</li><li>Had career-high eight rebounds (three offensive) in just 12 minutes of action vs. WKU (Dec. 22)</li><li>Three-star prospect, rated in the top-200 nationally and fifth in the state of the North Carolina via 247Sports</li><li>Played varsity all four years at Julius L. Chambers High School (2018-22)</li><li>As a senior, led the Cougars to a 22-7 overall record after averaging 16.5 points, 7.9 rebounds, 1.9 steals and 1.8 assists per game ; averaged 21.4 points, 9.9 rebounds, 2.4 assists and 2.0 blocks as a junior</li></ul></div>   |     | MIN | PTS  | REB  | BLK  | FG% | 3FG% | FT% | 22-23  | 9.0  | 2.6  | 2.6 | 0.1 | 33.3 | 28.6 | 50.0 |        |      |      |     |     |      |      |      |
|        | MIN   | PTS   | REB | BLK | FG%  | 3FG% | FT%  |     |      |     |        |      |      |     |     |      |      |      |        |      |      |     |     |      |      |      |
| 22-23  | 9.0   | 2.6   | 2.6 | 0.1 | 33.3 | 28.6 | 50.0 |     |      |     |        |      |      |     |     |      |      |      |        |      |      |     |     |      |      |      |
| 31     |  | <div><b>Benjamin Bosmans-Verdonk</b> <i>BOSE-mans-ver-DONK</i><br/><i>RJR - F - 6-9 - 250 - LOMMEL, BELGIUM // ILLINOIS</i><table><tr><th></th><th>MIN</th><th>PTS</th><th>REB</th><th>BLK</th><th>FG%</th><th>3FG%</th><th>FT%</th></tr><tr><td>22-23</td><td>16.3</td><td>2.6</td><td>3.3</td><td>0.2</td><td>40.4</td><td>0.0</td><td>59.3</td></tr><tr><td>Career</td><td>9.7</td><td>1.7</td><td>2.2</td><td>0.1</td><td>42.3</td><td>0.0</td><td>50.0</td></tr></table><b>Career Highs:</b> 8 points*, 10 rebounds, 6 assists, 2 steals*, 2 blocks</div> <div><ul style="list-style-type: none"><li>Matched career-high with eight points vs. Upstate (Nov. 25) ; added seven rebounds, eight assists, pair of steals and a block ; team was +22 in his 30 minutes on the floor</li><li>Graduated in three years from Illinois and is currently enrolled in South Carolina School of Law</li><li>Saw limited action in 41 games with two starts in three seasons at Illinois (2019-22)</li><li>Played in a career-high 24 games for the Illini in 2021-22, averaging 1.6 points and 2.1 rebounds in 7.8 minutes per contest</li><li>Shot 47.2 percent (17-for-36) from the floor in redshirt sophomore season at Illinois</li><li>Was on pair of NCAA Tournament teams (2021, 2022) Big Ten Champion squads (2021, 2022)</li></ul></div>  |     | MIN | PTS  | REB  | BLK  | FG% | 3FG% | FT% | 22-23  | 16.3 | 2.6  | 3.3 | 0.2 | 40.4 | 0.0  | 59.3 | Career | 9.7  | 1.7  | 2.2 | 0.1 | 42.3 | 0.0  | 50.0 |
|        | MIN   | PTS   | REB | BLK | FG%  | 3FG% | FT%  |     |      |     |        |      |      |     |     |      |      |      |        |      |      |     |     |      |      |      |
| 22-23  | 16.3  | 2.6   | 3.3 | 0.2 | 40.4 | 0.0  | 59.3 |     |      |     |        |      |      |     |     |      |      |      |        |      |      |     |     |      |      |      |
| Career | 9.7   | 1.7   | 2.2 | 0.1 | 42.3 | 0.0  | 50.0 |     |      |     |        |      |      |     |     |      |      |      |        |      |      |     |     |      |      |      |
| 33     |  | <div><b>JOSH GRAY</b><br/><i>JR - F - 7-0 - 255 - BROOKLYN, N.Y. // LSU</i><table><tr><th></th><th>MIN</th><th>PTS</th><th>REB</th><th>BLK</th><th>FG%</th><th>3FG%</th><th>FT%</th></tr><tr><td>22-23</td><td>13.8</td><td>3.4</td><td>4.9</td><td>0.9</td><td>50.8</td><td>0.0</td><td>50.0</td></tr><tr><td>Career</td><td>10.9</td><td>2.7</td><td>3.6</td><td>0.7</td><td>51.2</td><td>0.0</td><td>41.8</td></tr></table><b>Career Highs:</b> 11 points*, 13 rebounds*, 3 blocks*, 2 steals*, 2 assists*</div> <div><ul style="list-style-type: none"><li>Pulled down career-high 14 rebounds vs. Miss. State (Jan. 31) ; eight of them were offensive boards</li><li>Notched first career double-double with 11 points and 13 rebounds at Florida (Jan. 25)</li><li>Had game-high 10 rebounds in just 19 minutes vs. Clemson (Nov. 11) ; second career double-figure rebounding game ; also tied career-high with three blocks ; did it three times during the 2021-22 season</li><li>Saw action in 25 games (three starts) during first season in Garnet and Black in 2021-22</li><li>Averaged 2.9 points and 3.5 rebounds per game in 21-22 ; was 30-for-58 from the field (51.7 percent)</li></ul></div>   |     | MIN | PTS  | REB  | BLK  | FG% | 3FG% | FT% | 22-23  | 13.8 | 3.4  | 4.9 | 0.9 | 50.8 | 0.0  | 50.0 | Career | 10.9 | 2.7  | 3.6 | 0.7 | 51.2 | 0.0  | 41.8 |
|        | MIN   | PTS   | REB | BLK | FG%  | 3FG% | FT%  |     |      |     |        |      |      |     |     |      |      |      |        |      |      |     |     |      |      |      |
| 22-23  | 13.8  | 3.4   | 4.9 | 0.9 | 50.8 | 0.0  | 50.0 |     |      |     |        |      |      |     |     |      |      |      |        |      |      |     |     |      |      |      |
| Career | 10.9  | 2.7   | 3.6 | 0.7 | 51.2 | 0.0  | 41.8 |     |      |     |        |      |      |     |     |      |      |      |        |      |      |     |     |      |      |      |
| 44     |  | <div><b>FORD COOPER JR.</b><br/><i>SR - G - 6-3 - 193 - CHARLOTTE, N.C. // MISSOURI STATE</i><table><tr><th></th><th>MIN</th><th>PTS</th><th>REB</th><th>AST</th><th>FG%</th><th>3FG%</th><th>FT%</th></tr><tr><td>22-23</td><td>8.0</td><td>1.0</td><td>0.8</td><td>0.2</td><td>21.7</td><td>21.1</td><td>100</td></tr><tr><td>Career</td><td>10.2</td><td>1.5</td><td>0.9</td><td>0.8</td><td>27.8</td><td>32.7</td><td>84.6</td></tr></table><b>Career Highs:</b> 7 points, 7 rebounds, 5 assists, 3 steals, 1 block</div> <div><ul style="list-style-type: none"><li>Has played in a career high 16 games so far this season for the Gamecocks</li><li>Scored six points (most as Gamecock) and hit two 3s vs. Texas A&amp;M (Jan. 14)</li><li>Played 16 minutes off the bench in 74-71 overtime road win at Georgetown (Dec. 3)</li><li>Had four points and a pair of rebounds vs. USC Upstate (Nov. 25) in 28 minutes</li><li>Played one season at Missouri State (2019-20) and saw action in 27 games, making five starts</li></ul></div>  |     | MIN | PTS  | REB  | AST  | FG% | 3FG% | FT% | 22-23  | 8.0  | 1.0  | 0.8 | 0.2 | 21.7 | 21.1 | 100  | Career | 10.2 | 1.5  | 0.9 | 0.8 | 27.8 | 32.7 | 84.6 |
|        | MIN   | PTS   | REB | AST | FG%  | 3FG% | FT%  |     |      |     |        |      |      |     |     |      |      |      |        |      |      |     |     |      |      |      |
| 22-23  | 8.0   | 1.0   | 0.8 | 0.2 | 21.7 | 21.1 | 100  |     |      |     |        |      |      |     |     |      |      |      |        |      |      |     |     |      |      |      |
| Career | 10.2  | 1.5   | 0.9 | 0.8 | 27.8 | 32.7 | 84.6 |     |      |     |        |      |      |     |     |      |      |      |        |      |      |     |     |      |      |      |
| 14     |  | <div><b>ELI SPARKMAN</b><br/><i>FR - G - 6-0 - 153 - CLEVELAND, TENN.</i><ul style="list-style-type: none"><li>- Joined team as walkon prior to the start of the academic year</li></ul></div> <div><ul style="list-style-type: none"><li>- projected starters shaded in gray</li><li>- projected starters based on previous game</li><li>- * career high reached this season</li></ul></div>   |     |     |      |      |      |     |      |     |        |      |      |     |     |      |      |      |        |      |      |     |     |      |      |      |



## STAT COMPARISON

|                                | CAROLINA | ARKY | NCAA Rank |
|--------------------------------|----------|------|-----------|
| Record                         | 8-14     | 15-7 | 278/73    |
| Conference Record              | 1-8      | 4-5  | -         |
| Current Streak                 | L6       | W1   | -         |
| Scoring Avg.                   | 63.7     | 74.8 | 332/106   |
| Opponent Scoring Avg.          | 73.1     | 65.3 | 274/65    |
| Scoring Margin                 | -9.4     | +9.5 | 339/40    |
| Field Goal %                   | 39.4     | 47.4 | 344/44    |
| Opponent Field Goal %          | 47.3     | 40.9 | 335/53    |
| 3-Point Field Goal %           | 32.1     | 30.8 | 279/314   |
| Opponent 3-Point Field Goal %  | 34.9     | 31.2 | 253/64    |
| 3-Point Field Goals Made PG    | 7.7      | 5.0  | 149/340   |
| 3-Point Field Goal Attempts PG | 24.0     | 16.2 | 82/340    |
| Free Throw %                   | 63.9     | 69.7 | 334/233   |
| Opponent Free Throw %          | 66.4     | 70.2 | -         |
| Rebounding Avg.                | 34.9     | 36.4 | 192/114   |
| Opponent Rebounding Avg.       | 35.3     | 32.2 | -         |
| Rebounding Margin              | -0.4     | +4.2 | 229/65    |
| Turnovers Avg.                 | 13.4     | 13.5 | 245/251   |
| Opponent Turnover Avg.         | 10.8     | 15.2 | 327/45    |
| Assists Avg.                   | 10.5     | 13.5 | 335/166   |
| Blocks Avg.                    | 2.7      | 5.1  | 242/18    |
| Steals Avg.                    | 5.1      | 8.7  | 317/31    |

NCAA stats games through Wednesday, Feb. 1

## INTERVIEW POLICIES

All interview requests must be made in advance to Associate Director Michael DeBates in the South Carolina Athletics Communications and Public Relations Office.

**Post-Game Interview Policy:** After each home game, the South Carolina student-athletes will address the media first, then head coach Lamont Paris. Visiting team press conferences may be conducted via Zoom. Each team will provide a link to its own press conference. There may be exceptions in which the visiting head coach will come to the media room for an in-person press conference. (Depending on deadline, this may be altered on a game-by-game basis).

**Road Interview Policy:** Interviews with coach Paris and Gamecock student-athletes while on the road will be scheduled according to the home/event post-game media procedure (non-conference play).

All interviews are to be coordinated through the Communications and Public Relations Office. This allows the staff to arrange the interview when it best suits the student-athlete's and the reporter's schedules. Please contact the Communications and Public Relations Office in advance to make your interview requests. Media are not permitted to contact student-athletes on their own at any time.

All interviews will take place at the designated media interview site for that day as listed in the weekly availability schedule.

Dormitory, apartment and cell phone numbers for student-athletes will not be provided to the media. Should you need to conduct a telephone interview with a student-athlete, a call will be placed to you from the student-athlete at a mutually agreeable time.

### SOUTH CAROLINA MEDIA RELATIONS

Michael DeBates, primary contact

Associate Director

cell: 712-348-5863

e-mail: mdebates@mailbox.sc.edu

Twitter: @mdebates

### SOUTH CAROLINA MEN'S BASKETBALL ONLINE

Website: [www.GamecocksOnline.com/sports/mens-basketball](http://www.GamecocksOnline.com/sports/mens-basketball)

Facebook: [www.facebook.com/GamecockMBB](https://www.facebook.com/GamecockMBB)

Twitter: @GamecockMBB

Instagram: @GamecockMBB

## NOTABLE NUMBERS

# 40.0%

> The Gamecocks have shot below 40.0 percent in six of the team's first nine SEC games. Carolina is 1-2 in the three games it shot above 40.0 percent (at Vanderbilt, at Kentucky and at Georgia).

# 7

> Paris was a part of the Wisconsin coaching staff that made seven straight appearances in the NCAA Tournament. Included in that stretch was a National Championship Game appearance (2015), Final Four (2014) and four Sweet 16s (2011-12, 2016-17).

# 14.9%

> South Carolina returns just 14.9 percent of its scoring from the 2021-22 season (327 of 2,200 total points).

# 18.4%

> The Gamecocks bring back just 18.4 percent of the team's minutes from the 2021-22 season (1,447 of 6,225 total minutes played).

## A SOUTH CAROLINA WIN WOULD ...

- Be Lamont Paris' first SEC win at CLA and first win over Arkansas
- Snap a six-game losing streak in SEC play
- Snap a two-game skid to Arkansas

## TOUGH ONE IN OT IN ATHENS

> South Carolina's 12-game win streak against Georgia (dated back to Jan. 4, 2017) was recently snapped at Stegeman Coliseum on Jan. 28. The Gamecocks fell in OT, 81-78, in a game they led for 33 minutes and led by double digits with 6:31 to go in regulation. The Bulldogs took advantage of a favorable whistle late, going 19-for-25 (76.0 percent) at the line in the second half and OT period. Fouls were in Georgia's favor 17-8 the final 35 minutes of the game. Six of the Bulldogs eight points in OT came at the free throw line. The Gamecocks fell to 0-2 in OT games in league play with the loss. Five players scored in double figures for Carolina and the team knocked down a season-high 13 3s. Chico Carter Jr. (4-for-5) and Jacobi Wright (4-for-5) were a combined 8-for-10 from behind the arc.

## TWO DOUBLE-DOUBLES PLEASE

> GG Jackson (20 points, 10 rebounds) and Josh Gray (11 points, 13 rebounds) each posted double-doubles in Carolina's recent trip to Gainesville to face Florida (Jan. 25). Gray's 11 points were the first time he's scored in double figures and his 13 boards were a career-high. It marked his first double-double in college. Jackson's double-double was his team-leading third of the season and first in SEC action. The last time two players had double-doubles for Carolina was Maik Kotsar and Keyshawn Bryant on Feb. 26, 2020 in a 94-90 win over Georgia at CLA.

## 3EECHIE JOHNSON EN FUEGO

> Transfer point guard Meechie Johnson went on a tear after a breakout game in a road win at Georgetown back on Dec. 3. He scored in double-figures in 10-straight games (best mark of his career and was snapped vs. Ole Miss on Jan. 17) and averaged 16.8 points, 4.7 rebounds and 3.9 assists per game in the stretch. He went 58-of-137 (42.3%) from the field, 30-of-83 (36.1%) from 3 and 22-of-29 (75.9%) at the free throw line (has made

18-straight FTs to start league play which leads the SEC). The Cleveland, Ohio, native scored a career-high 26 points on Jan. 10 in helping lead the Gamecocks to their first win at Rupp Arena over Kentucky since 2009. He also led the team with six rebounds and six assists. Johnson became the first South Carolina player with 25 points, five rebounds and five assists in a game since Gamecock great Sindarius Thornwell (25 points, eight rebounds and six assists) on March 4, 2017 at Ole Miss. He had two games in the 10-game scoring stretch where he made six 3s: vs. Western Kentucky (Dec. 22) and at Kentucky (Jan. 10).

## SHOWING UP AT RUPP

> The Gamecocks shocked Big Blue Nation with a 71-68, wire-to-wire victory on Jan. 10 thanks to a career-high 26 points from Meechie Johnson (6-of-10 from 3). It was Carolina's first win at Rupp Arena since 2009 and just its third all-time since joining the SEC in 1992. Lamont Paris joined Eddie Fogler (1997) and Darrin Horn (2009) as the only Gamecock head coaches all-time to win in the historic building. The Gamecocks out-rebounded the Wildcats 32-28 and held a 21-12 advantage in second chance points. Carolina made a season-high 11 3s and shot 55.0 percent (11-of-20) from behind the arc.

## FREE THROWS FREE THROWS FREE THROWS FREE THROWS

> Vanderbilt took a hard-fought game over the Gamecocks on SEC opening night (Jan. 3), 84-79 in overtime at Memorial Gym. Hayden Brown forced OT with a made alley-op with .03 seconds remaining. In OT, the Commodores went 13-of-14 at the free throw line, nearly shooting as many free throws as Carolina did the entire game (15). Chico Carter Jr. led the Gamecocks with 24 points, six rebounds and four assists. It was Carter's first career 20-point game in SEC play.

## CAROLINA BENCH PRODUCTION

| GAME                 | SC-OPP | DIFF. | SC HIGH BENCH SCORER     |
|----------------------|--------|-------|--------------------------|
| SC State             | 13-40  | -27   | Hankins-Sanford, 5       |
| Clemson              | 18-17  | +1    | Wright, 10               |
| vs. Colorado State   | 15-27  | -12   | Wright, 8                |
| vs. Davidson         | 4-15   | -9    | Gray, Hankins-Sanford, 2 |
| vs. Furman           | 12-31  | -19   | Wright, 7                |
| USC Upstate          | 6-18   | -12   | Cooper Jr., 4            |
| at George Washington | 20-9   | +11   | Johnson, 6               |
| at Georgetown        | 8-6    | +2    | Wright, 6                |
| Presbyterian         | 10-21  | -11   | Wright, 6                |
| at UAB               | 6-11   | -5    | Wright, 6                |
| vs. East Carolina    | 4-8    | -4    | Gray, Wright, 2          |
| Western Kentucky     | 5-8    | -3    | Wright, 3                |
| Eastern Michigan     | 17-7   | +10   | Hankins-Sanford, 8       |
| at Vanderbilt        | 10-64  | -54   | Gray, 5                  |
| Tennessee            | 12-35  | -23   | Wright, 7                |
| at Kentucky          | 11-31  | -20   | Hankins-Sanford, 5       |
| Texas A&M            | 14-31  | -17   | Cooper Jr., 6            |
| Ole Miss             | 13-10  | +3    | Davis, 6                 |
| Auburn               | 10-14  | -4    | Gray, 6                  |
| at Florida           | 21-20  | +1    | Gray, 11                 |
| at Georgia           | 16-27  | -11   | Wright, 13               |
| Miss. State          | 9-12   | -3    | Wright, 7                |
| Arkansas             |        |       |                          |
| at Missouri          |        |       |                          |
| at Ole Miss          |        |       |                          |
| Vanderbilt           |        |       |                          |
| at LSU               |        |       |                          |
| Alabama              |        |       |                          |
| at Tennessee         |        |       |                          |
| at Miss. State       |        |       |                          |
| Georgia              |        |       |                          |

## CAROLINA SPECIALTY STATS

(PP) points in paint; (OT) points off turnovers; (2nd) second chance points; (FB) fast break points

(South Carolina-Opponent)

| GAME                 | PP          | OT          | 2ND         | FB          |
|----------------------|-------------|-------------|-------------|-------------|
| SC State             | 34-22       | 16-15       | 24-6        | 17-18       |
| Clemson              | 20-30       | 16-25       | 8-6         | 4-12        |
| vs. Colorado State   | 14-54       | 11-19       | 11-5        | 0-7         |
| vs. Davidson         | 30-28       | 14-14       | 10-8        | 11-2        |
| vs. Furman           | 32-24       | 4-23        | 10-10       | 3-18        |
| USC Upstate          | 40-36       | 13-4        | 10-12       | 5-2         |
| at George Washington | 22-34       | 10-11       | 6-23        | 11-16       |
| at Georgetown        | 34-36       | 4-23        | 21-11       | 4-10        |
| Presbyterian         | 36-36       | 14-10       | 12-3        | 8-4         |
| at UAB               | 26-40       | 19-14       | 12-19       | 10-6        |
| vs. East Carolina    | 26-22       | 6-16        | 16-4        | 0-10        |
| Western Kentucky     | 20-26       | 7-10        | 11-7        | 7-11        |
| Eastern Michigan     | 34-10       | 14-7        | 12-4        | 12-6        |
| at Vanderbilt        | 32-36       | 14-11       | 8-6         | 4-20        |
| Tennessee            | 16-36       | 4-20        | 2-20        | 6-8         |
| at Kentucky          | 26-32       | 9-20        | 21-12       | 6-12        |
| Texas A&M            | 16-38       | 21-18       | 7-27        | 7-10        |
| Ole Miss             | 30-20       | 9-10        | 6-8         | 13-15       |
| Auburn               | 20-46       | 5-22        | 7-12        | 9-27        |
| at Florida           | 26-40       | 4-16        | 21-7        | 3-21        |
| at Georgia           | 28-40       | 10-17       | 20-8        | 2-10        |
| Miss. State          | 16-42       | 11-21       | 19-12       | 2-19        |
| Arkansas             |             |             |             |             |
| at Missouri          |             |             |             |             |
| at Ole Miss          |             |             |             |             |
| Vanderbilt           |             |             |             |             |
| at LSU               |             |             |             |             |
| Alabama              |             |             |             |             |
| at Tennessee         |             |             |             |             |
| at Miss. State       |             |             |             |             |
| Georgia              |             |             |             |             |
| <b>SC Total</b>      | <b>578</b>  | <b>242</b>  | <b>285</b>  | <b>142</b>  |
| <b>SC Average</b>    | <b>26.3</b> | <b>11.0</b> | <b>13.0</b> | <b>6.5</b>  |
| <b>Opp Total</b>     | <b>688</b>  | <b>346</b>  | <b>222</b>  | <b>254</b>  |
| <b>Opp Average</b>   | <b>31.3</b> | <b>15.7</b> | <b>10.1</b> | <b>11.5</b> |



## SOUTHEASTERN CONFERENCE STANDINGS

As of Thursday, Feb. 2, 2023

| Team              | Conference | Overall |
|-------------------|------------|---------|
| Alabama           | 9-0        | 19-3    |
| Auburn            | 7-2        | 17-5    |
| Tennessee         | 7-2        | 18-4    |
| Texas A&M         | 7-2        | 15-7    |
| Florida           | 6-3        | 13-9    |
| Kentucky          | 6-3        | 15-7    |
| Missouri          | 5-4        | 17-5    |
| Arkansas          | 4-5        | 15-7    |
| Georgia           | 4-5        | 14-8    |
| Vanderbilt        | 3-6        | 10-12   |
| Mississippi State | 2-7        | 14-8    |
| LSU               | 1-8        | 12-10   |
| Ole Miss          | 1-8        | 9-13    |
| South Carolina    | 1-8        | 8-14    |

## SCORES AND SCHEDULE IN THE SEC

### Saturday, January 28

#### SEC/Big 12 Challenge

at West Virginia 80, #15 Auburn 77  
at Oklahoma 93, #2 Alabama 69  
Texas Tech 76, at LSU 68  
at Missouri 78, #12 Iowa State 61  
at Mississippi State 81, #11 TCU 74 OT  
at #17 Baylor 67, Arkansas 64  
at #4 Tennessee 82, #10 Texas 71  
at #5 Kansas State 64, Florida 50  
#9 Kansas 77, at Kentucky 68  
at Oklahoma State 82, Ole Miss 60  
\*at Georgia 81, South Carolina 78 OT  
\*at Texas A&M 72, Vanderbilt 66

### Tuesday, January 31

\*Mississippi State 66, at South Carolina 51  
\*at Arkansas 81, Texas A&M 70  
\*at #4 Alabama 101, Vanderbilt 44  
\*Kentucky 75, at Ole Miss 66

### Wednesday, February 1

\*at Florida 67, #2 Tennessee 54  
\*at #25 Auburn 94, Georgia 73  
\*at Missouri 87, LSU 77

### Saturday, February 4

\*Ole Miss at Vanderbilt SECN 1:00 pm  
\*Auburn at Tennessee ESPN 2:00 pm  
\*Arkansas at South Carolina SECN 3:30 pm  
\*Alabama at LSU ESPN/2/U 4:00 pm  
\*Missouri at Mississippi State SECN 6:00 pm  
\*Florida at Kentucky ESPN 8:30 pm  
\*Georgia at Texas A&M SECN 8:30 pm

### Tuesday, February 7

\*Auburn at Texas A&M ESPN/2 7:00 pm  
\*Ole Miss at Georgia SECN 7:00 pm  
\*Arkansas at Kentucky ESPN/2 9:00 pm  
\*South Carolina at Missouri SECN 9:00 pm

## ASSOCIATED PRESS TOP 25

Week 13 (Jan. 30, 2023)

| RK | TEAM             | REC  | PTS  | TREND |
|----|------------------|------|------|-------|
| 1  | Purdue (62)      | 21-1 | 1550 | -     |
| 2  | Tennessee        | 18-3 | 1443 | ↑2    |
| 3  | Houston          | 20-2 | 1415 | -     |
| 4  | Alabama          | 18-3 | 1312 | ↓2    |
| 5  | Arizona          | 19-3 | 1310 | ↑1    |
| 6  | Virginia         | 16-3 | 1258 | ↑1    |
| 7  | Kansas State     | 18-3 | 1190 | ↓2    |
| 8  | Kansas           | 17-4 | 1034 | ↑1    |
| 9  | UCLA             | 17-4 | 993  | ↓1    |
| 10 | Texas            | 17-4 | 939  | -     |
| 11 | Baylor           | 16-5 | 905  | ↑6    |
| 12 | Gonzaga          | 18-4 | 837  | ↑2    |
| 13 | Iowa State       | 15-5 | 832  | ↓1    |
| 14 | Marquette        | 17-5 | 769  | ↑2    |
| 15 | TCU              | 16-5 | 752  | ↓4    |
| 16 | Xavier           | 17-5 | 689  | ↓3    |
| 17 | Providence       | 17-5 | 438  | ↑6    |
| 18 | Saint Mary's     | 19-4 | 419  | ↑4    |
| 19 | Florida Atlantic | 21-1 | 392  | ↑2    |
| 20 | Clemson          | 18-4 | 340  | ↑4    |
| 21 | Indiana          | 15-6 | 250  | ↑5    |
| 22 | San Diego State  | 17-4 | 170  | ↑4    |
| 23 | Miami            | 16-5 | 146  | ↓3    |
| 24 | UConn            | 16-6 | 131  | ↓5    |
| 25 | Auburn           | 16-5 | 117  | ↓10   |

Others receiving votes: Missouri 74, Charleston 68, Illinois 56, Creighton 51, New Mexico 47, North Carolina 47, NC State 39, Boise State 31, Duke 24, Rutgers 17, Texas A&M 16, Northwestern 13, Memphis 10, Pittsburgh 9, Arkansas 9, Nevada 2, West Virginia 2, Oral Roberts 2, Saint Louis 1, USC 1

Dropped from rankings: Charleston 18, New Mexico 25

## COACHES POLL TOP 25

Week 13 (Jan. 30, 2023)

| RK | TEAM             | REC  | PTS | TREND |
|----|------------------|------|-----|-------|
| 1  | Purdue (32)      | 21-1 | 800 | -     |
| 2  | Tennessee        | 18-3 | 731 | ↑2    |
| 3  | Houston          | 20-2 | 708 | -     |
| 4  | Virginia         | 16-3 | 662 | ↑2    |
| 5  | Alabama          | 18-3 | 659 | ↓3    |
| 6  | Kansas State     | 18-3 | 649 | ↓1    |
| 7  | Arizona          | 19-3 | 605 | ↑1    |
| 8  | Kansas           | 17-4 | 557 | ↑1    |
| 9  | Texas            | 17-4 | 508 | ↑1    |
| 10 | UCLA             | 17-4 | 508 | ↓2    |
| 11 | Baylor           | 16-5 | 428 | ↑6    |
| 12 | Marquette        | 17-5 | 411 | ↑3    |
| 13 | Iowa State       | 15-5 | 410 | -     |
| 14 | Gonzaga          | 18-4 | 393 | -     |
| 15 | Xavier           | 17-5 | 364 | ↓3    |
| 16 | TCU              | 16-5 | 349 | ↓5    |
| 17 | Providence       | 17-5 | 279 | ↑4    |
| 18 | Saint Mary's     | 19-4 | 269 | ↑4    |
| 19 | Clemson          | 18-4 | 212 | ↑4    |
| 20 | Florida Atlantic | 21-1 | 162 | ↑4    |
| 21 | Miami            | 16-5 | 97  | ↓2    |
| 22 | Indiana          | 15-6 | 93  | ↑4    |
| 23 | UConn            | 16-6 | 81  | ↓3    |
| 24 | Auburn           | 16-5 | 81  | ↓7    |
| 25 | Illinois         | 15-6 | 67  | ↑1    |

Others receiving votes: San Diego State 51, Charleston 45, Duke 38, NC State 33, Creighton 26, Rutgers 24, Texas A&M 21, North Carolina 16, Missouri 16, New Mexico 12, USC 11, Northwestern 9, Boise State 6, Michigan State 3, Pittsburgh 2, Saint Louis 2, UC Santa Barbara 1, Temple 1

Dropped from rankings: Charleston 18, Duke 25



## SERIES BREAKDOWN

> The Gamecocks are 8-7 all-time at home vs. Arkansas.  
 > Arkansas has had the upper hand as of late at CLA, winning four of the last five matchups at CLA dating back to a 78-74 win on March 5, 2015.  
 > Three of the last five matchups at CLA have been decided by 10 points or less.

## VS. ARKANSAS (22-15, HOGS LEAD)

**H: 8-7 ; A: 5-12 ; N: 2-3**

Last 10 games in the series...

|             |   |        |   |   |
|-------------|---|--------|---|---|
| F. 3, 2015  | A | 55-75  |   | L |
| M. 5, 2015  | H | 74-78  |   | L |
| M. 5, 2016  | A | 76-61  | W |   |
| F. 15, 2017 | H | 83-76  |   | L |
| F. 6, 2018  | A | 65-81  |   | L |
| M. 8, 2018  | N | 64-69  |   | L |
| F. 9, 2019  | H | 77-65  | W |   |
| J. 29, 2020 | A | 79-77  | W |   |
| M. 2, 2021  | H | 73-101 |   | L |
| J. 18, 2022 | A | 59-75  |   | L |

## TRACKING GG

> Highly touted freshman Gregory "GG" Jackson II is currently one of two freshmen in the country averaging at least 16.0 points and 6.5 rebounds per game. Alabama's Brandon Miller (19.2 points, 8.1 rebounds) is the only other player on the list. Jackson's 16.1 points per game average is fifth nationally amongst freshmen. Jackson has had a team-high, seven 20-point games this season. His seven 20-point games are the most by a Gamecock freshman since Sindarius Thornwell (7 20-point games in 2013-14 ; Bruce Ellington also had 7 in 2010-11).

## NATIONAL FRESHMEN SCORING LEADERS

1. Brandon Miller (Alabama) - 19.2 ppg
2. Brice Sensabaugh (Ohio State) - 17.6 ppg
3. Keyonte George (Baylor) - 17.2 ppg
4. Nate Carmese (Lamar) - 16.9 ppg
5. Gregory "GG" Jackson II (South Carolina) - 16.1 ppg
6. Kyle Filipowski (Duke) - 15.8 ppg
7. Judah Mintz (Syracuse) - 15.4 ppg
8. Jett Howard (Michigan) - 14.9 ppg
9. Aidan Mahaney (St. Mary's) - 14.7 ppg
10. Jackson Paveletzke (Wofford) - 14.7 ppg

Through games played Tuesday, Jan. 31\*



## NOTABLE NUMBERS

**16.1**

Five-star freshman Gregory "GG" Jackson II is averaging 16.1 points per game (5th in SEC), the fifth-most by any freshman in the country. He's led the team in scoring 11 times and has seven 20-point games.



**30**

Jackson recently scored a career-high 30 points vs. No. 16/17 Auburn (Jan. 21). He became the first freshman in program history with a 30-point game since Bruce Ellington (31 points on 12/22/10 at Furman).

**14**

Josh Gray pulled down a career-high 14 rebounds in just 22 minutes of action vs. Miss. State (Jan. 31). Eight of those boards were on the offensive end. He leads the team in SEC action, averaging 6.1 rebounds per game. Gray has had three 10+ rebound games this season.

## REAL RECOGNIZE REAL

> GG Jackson was named the CBS Sports/USB-WA Freshman of the Week for the second time this season on Tuesday, Jan. 3, fresh off a game in which he scored a career-high 24 points in the non-conference finale vs. Eastern Michigan (Dec. 30), squaring off against the Eagles' Emoni Bates. Jackson had a game-high nine rebounds and also made a career-best four 3s in the contest.

## GG WAS HITTIN' FROM THREE

> GG Jackson scored 24 points in the team's 74-64 win over Emoni Bates and Eastern Michigan in the non-conference finale. He made a career-high four 3s and also pulled down a game-high nine rebounds. Carolina had its best first half of the season, scoring 40 points while shooting 54.8 percent (17-of-31) in building a double-digit advantage over the Eagles. The Gamecocks were dominate on the glass again with a 46-30 advantage. Chico Carter Jr. has 15 points and was an efficient 6-of-7 from the floor. Meechie Johnson had 10 to extend his double-figure scoring streak to six games. Carolina finished the non-conference slate a perfect 6-0 at CLA.

## MEECHIE ON THE NICE LIST

> Meechie Johnson scored a career-high 25 points, going 6-of-11 from downtown, in a 65-58 victory over Western Kentucky (Dec. 22) right before Christmas. He had 15 points in the first half after going 5-of-8 from behind the arc. GG Jackson pulled down a career-high 16 rebounds (most by a Gamecock since Chris Silva had 17 at A&M on 3/5/19) and added 12 points for his second double-double of the season. The Gamecocks pulled down a season-high 51 rebounds and also limited the Hilltoppers to just 36.4 percent shooting and 20 made field goals, both season lows for opponents. WKU came into the game fourth in the nation in 3-point shooting at 42.1 percent. The Gamecocks limited the Hilltoppers to just 13.6 percent (3-of-22) from distance.

## ROAD DAWGS

> Carolina bounced back from a tough road loss to start its two-game D.C. road swing with a 74-71 overtime victory at Georgetown (Dec. 3). Meechie Johnson made the go-ahead, 3-point basket with 25 seconds to go. He had a career day with 17 points, eight assists and seven rebounds - all career highs. GG Jackson scored a team-high 22 points (9-for-19 FGs), all coming in the second half after going 0-for-5 the first 20 minutes. The Gamecocks trailed by 11 at the half. In the second half and overtime, South Carolina combined to shoot 20-

of-37 (54.1 percent) from the field. The Gamecocks were 15-for-21 (71.4 percent) on 2-point shots in the second half and overtime combined. It was the team's first true road win and first win away from Colonial Life Arena this season.

## HOME SWEET HOME

> The Gamecocks snapped a three-game skid with a big comeback victory at home, 68-53, over USC Upstate on Black Friday (Nov. 25). Trailing by three at halftime, Carolina dominated the final 20 minutes, outscoring the Spartans 40-22 in the second half. The Gamecocks shot 58.1 percent (18-for-31) in half two. Freshman sensation Gregory "GG" Jackson II scored a career-high 22 points with an efficient 8-for-14 shooting day, including 3-of-6 shooting from behind the arc. Carolina was shorthanded, missing two starters in Chico Carter Jr. and Meechie Johnson. Sophomore Jacobi Wright and freshman Zachary Davis started in their place. Wright had 10 points and Davis had seven points and four rebounds. Davis and Jackson in the starting five marked the first time since Nov. 30, 2018 two freshmen cracked the starting lineup (Keyshawn Bryant and AJ Lawson) for Carolina.

## EXTRA! EXTRA! READ ALL ABOUT HIM - JACKSON II EARNS SEC FRESHMAN OF THE WEEK

> Forward Gregory "GG" Jackson II was named SEC Freshman of the Week on Monday, Nov. 14, after leading the Gamecocks to a pair of wins the first week of the season. He averaged 15.0 points and 9.0 rebounds.

## CASH MONEY CARTER CLOSES OUT TIGERS IN RIVALRY MATCHUP AT CLA

> Chico Carter Jr. went the length of the floor and made a contested jumper with 0.9 seconds left to lead South Carolina to victory over in-state rival Clemson, 60-58. The Columbia, S.C., native scored a game-high 16 points and went 4-of-6 from deep. Gregory "GG" Jackson II had 12 points and eight rebounds. Jacobi Wright added 10 points off the bench and Josh Gray contributed with a game-high 10 rebounds and three blocks. It marked the team's first win at home vs. the Tigers since a 68-45 victory on Dec. 19, 2014. New head coach Lamont Paris became the first Gamecock coach since Dave Odom (won 81-59 on 12/8/01 at Clemson) to defeat Clemson in his first season.

## NEWCOMERS SHINE NIGHT ONE

> The team opened the season with an 80-77 victory over SC State on Tuesday night led by the oldest player on the team, graduate transfer Hayden Brown, and the youngest player on the team, freshman Gregory "GG" Jackson II; Brown had 21 to lead all scorers and Jackson had 18 points and a game-high 10 rebounds for his first career double-double; sophomore Jacobi Wright had a career-high 14 points after going 3-for-5 behind the arc in the first victory of the Lamont Paris era.

## PARIS WELCOMES TWO PALMETTO PRODUCTS ON SIGNING DAY

> Arden Conyers and Collin Murray-Boyles, both Palmetto State products, each signed National Letters of Intent to continue their athletic careers as Gamecocks in the fall of 2023 on Nov. 9 as a part of the early signing period. They're the first high school signees in Garnet & Black under Paris' watch at Carolina. Conyers, a 6-6, 180-pound guard from Blythewood, S.C., is the third ranked player in the state per 247Sports and No. 4 by On3.com. He ranks just outside the top-200 nationally. An all-region pick last season at Westwood High School, he averaged 18.5 points, 5.8 rebounds and 1.5 assists per game for the Redhawks. He will hit the 1,000-career point mark in his senior season. He was recently named one of five to the South Carolina Basketball Coaches Association (SCBA) Elite Boys Preseason Team. Murray-Boyles, a 6-7, 200-pound forward from Columbia, S.C. is the third-ranked player in the state and No. 117 in his class via On3.com. He is set to finish his high school career this winter at Wasatch Academy in Mount Pleasant, Utah after prepping at AC Flora the past three seasons. He helped lead the Falcons to a 24-7 record as a junior and appearance in the state title game. Murray-Boyles averaged 18.3 points, 11.4 rebounds, 5.3 blocks and 2.5 assists per game last season at Flora. His older brother played collegiately at UNC Pembroke.

## ORDER ON THE COURT

> The Honorable L. Casey Manning enters his 30th season as an analyst for men's basketball games on the Gamecock Radio Network. He joined the broadcast team for the 1993-94 season and worked alongside legendary South Carolina play-by-play man Bob Fulton. Manning has worked alongside current play-by-play man Derek Scott since 2016-17. The Gamecocks advanced to the school's first ever Final Four their first year working together. Manning, a Dillon, S.C. native, played for the Gamecocks from 1970-73 and made history as the first African-American scholarship player in program history. He graduated from the South Carolina School of Law in 1977 and has served as Circuit Court Judge for the Fifth Judicial Court since 1994. Manning retired on Dec. 31, 2022.

> On Dec. 8, 2022, at a retirement function at the USC Alumni Center, Manning received the Order of the Palmetto from Gov. Henry McMaster, the highest civilian honor granted in the state of South Carolina.

> Two streets were also named after him, one in downtown Columbia near the courthouse he worked in and the other in his hometown of Dillon, S.C.

> On May 7, 2022, Manning received an honor-

ary doctor of laws degree from the Board of Trustees at commencement. It is the highest degree you can receive from the university.

> He joins Dave Kellum (33rd season as Ole Miss pxp) as the only members of the 30-year club on radio broadcast in the SEC.

## WATCH LIST SZN

> GG Jackson was one of 20 players in the country to be named to the Karl Malone Power Forward of the Year Award Watch List on Oct. 27, 2022. He joined former Gamecock Chris Silva (2015-19) as the only Carolina players on the watch list in the nine-year history of the award.

## BY THE NUMBERS

**11 & 13** - Josh Gray had his first double-double in college with career-highs in points (11) and rebounds (13) at Florida (Jan. 25).

**30** - GG Jackson posted his first career 30-burger with a career-high 30 points vs. No. 16/17 Auburn (Jan. 21). After missing his first eight shots, he finished the game 10-of-13 (76.9 percent). It was the first 30-point game by a Gamecock freshman since Bruce Ellington (31 points on 12/22/10 at Furman).

**28** - South Carolina snapped Kentucky's 28-game home win streak (second longest in nation) with a 71-68 win at Rupp Arena on Jan. 10.

**6-0** - Carolina finished the non-conference slate a perfect 6-0 at CLA.

**48.9%** - Chico Carter Jr. is 43-of-88 from behind the arc, good for an SEC-leading 48.9 percent field goal percentage from distance

**51** - The Gamecocks had a season-high 51 rebounds vs. WKU (Dec. 22). It's the second time the team has had 50-plus rebounds this season.

**16** - GG Jackson pulled down a career-high 16 rebounds in a win over WKU (Dec. 22). It was the most rebounds in a game by a Gamecock since Chris Silva had 17 boards on March 5, 2019 in a victory at Texas A&M. Jackson added 12 points in the game for his team leading second double-double.

**4-1** - South Carolina is 4-1 this season in games with 10 or fewer turnovers.

**20** - Gregory "GG" Jackson II has seven 20-point performances on his resume so far this season. He's scored in double-figures in 19 of 21 games this season and has led the team in scoring 11 times. His seven 20-point games are the most by a Gamecock freshman since Sindarius Thornwell (also had seven in 2013-14 season).

**3.4** - Meechie Johnson is currently averaging 3.4 assists per game (9th in the SEC). The last Gamecock to average 4.0 or more assists per game was Devan Downey (4.5) during the 2008-09 season.

**50** - South Carolina had 50 rebounds vs. Clemson (Nov. 11), the first 50+ rebound game for the Gamecocks vs. a Power Five opponent since pulling down 52 vs. Alabama (Feb. 7, 2017), a game that went four overtime periods.

**18 & 10** - Jackson got his career going in emphatic fashion with 18 points and 10 rebounds in his debut as a Gamecock, an 80-77 win over SC State (Nov. 8) in the opener at CLA.

**1,402** - Graduate transfer Hayden Brown scored 1,402 career points for The Citadel over five seasons, which is the seventh-most in program history.

**2** - Brown is one of two players in The Citadel's history to score 1,400 points and collect 700 rebounds in his career. A 6-5, 234-pound forward, he averaged 18.8 points and 9.5 rebounds per game in 2021-22.

**.691** - New head coach Lamont Paris spent the past five seasons as head coach at Chattanooga. He led the team to a 65-29 record the last three seasons and a berth in the 2022 NCAA Tournament after winning the SoCon Tournament Championship.

**12** - Paris was an assistant for 17 seasons prior to becoming a head coach in 2017-18. He was a part of 12 NCAA Tournament appearances as an assistant (NCAA Division I and II), including a pair of Final Fours at Wisconsin in 2014 and 2015.

**17** - In 22 seasons as a head or assistant coach in college, Paris has been a part of 17 teams that have won 20-or-more games in a season.

## KEY STAT

South Carolina is 0-7 this season when scoring 59 points or less. The team is also 2-12 when trailing at the half as opposed to 6-2 when leading at the break.

## ROSTER BREAKDOWN

### Returning Letterwinners (6)

Ja'Von Benson  
Chico Carter Jr.  
Ford Cooper Jr.  
Josh Gray  
Tre-Vaughn Minott  
Jacobi Wright

### Guards (7)

Chico Carter Jr.  
Ford Cooper Jr.  
Zachary Davis  
Ebrima Dibba  
Meechie Johnson  
Eli Sparkman  
Jacobi Wright

### Forwards (7)

Ja'Von Benson  
Benjamin Bosmans-Verdonk  
Hayden Brown  
Josh Gray  
Daniel Hankins-Sanford  
Gregory "GG" Jackson  
Tre-Vaughn Minott

### By Height

Eli Sparkman (6-0)  
Chico Carter Jr. (6-2)  
Meechie Johnson (6-2)  
Jacobi Wright (6-2)  
Ford Cooper Jr. (6-3)  
Ebrima Dibba (6-5)  
Hayden Brown (6-5)  
Ja'Von Benson (6-7)  
Zachary Davis (6-7)  
Daniel Hankins-Sanford (6-7)  
Tre-Vaughn Minott (6-8)  
Benjamin Bosmans-Verdonk (6-9)  
Gregory "GG" Jackson (6-9)  
Josh Gray (7-0)

## 2022-23 SOUTH CAROLINA MEN'S BASKETBALL ROSTER

### Alphabetical Roster

| No. | Name                     | Pos. | Ht. | Wt. | Cl. | Exp. | Hometown // Last School                                     |
|-----|--------------------------|------|-----|-----|-----|------|---|
| 21  | Ja'Von Benson            | F    | 6-7 | 253 | JR  | 2L   | Columbia, S.C. // Ridge View                                |
| 31  | Benjamin Bosmans-Verdonk | F    | 6-9 | 250 | RJR | 3L   | Lommel, Belgium // Illinois                                 |
| 10  | Hayden Brown             | F    | 6-5 | 234 | GR  | 4L   | Greer, S.C. // The Citadel                                  |
| 2   | Chico Carter Jr.         | G    | 6-2 | 192 | SR  | 3L   | Columbia, S.C. // Murray State                              |
| 44  | Ford Cooper Jr.          | G    | 6-3 | 193 | SR  | 1L   | Charlotte, N.C. // Missouri State                           |
| 12  | Zachary Davis            | G    | 6-8 | 192 | FR  | HS   | Denmark, S.C. // Denmark-Olar                               |
| 0   | Ebrima Dibba             | G    | 6-5 | 214 | RSR | 4L   | Bredäng, Sweden // Coastal Carolina                         |
| 33  | Josh Gray                | F    | 7-0 | 255 | JR  | 2L   | Brooklyn, N.Y. // LSU                                       |
| 30  | Daniel-Hankins Sanford   | F    | 6-7 | 233 | FR  | HS   | Charlotte, N.C. // Julius L. Chambers (Charlotte, N.C.)     |
| 23  | Gregory "GG" Jackson II  | F    | 6-9 | 215 | FR  | HS   | Columbia, S.C. // Ridge View                                |
| 5   | Meechie Johnson          | G    | 6-2 | 180 | SO  | 2L   | Cleveland, Ohio // Ohio State                               |
| 4   | Tre-Vaughn Minott        | F    | 6-8 | 258 | JR  | 2L   | Montreal, Quebec // NBA Academy Latin America (Mexico City) |
| 14  | Eli Sparkman             | G    | 6-0 | 153 | FR  | HS   | Cleveland, Tenn. // Baylor School (Chattanooga, Tenn.)      |
| 1   | Jacobi Wright            | G    | 6-2 | 188 | SO  | 1L   | Fort Mill, S.C. // Legacy Early Colleg                      |

### Numerical Roster

| No. | Name                     | Pos. | Ht. | Wt. | Cl. | Exp. | Hometown // Last School                                     |
|-----|--------------------------|------|-----|-----|-----|------|---|
| 0   | Ebrima Dibba             | G    | 6-5 | 214 | RSR | 4L   | Bredäng, Sweden // Coastal Carolina                         |
| 1   | Jacobi Wright            | G    | 6-2 | 188 | SO  | 1L   | Fort Mill, S.C. // Legacy Early College                     |
| 2   | Chico Carter Jr.         | G    | 6-2 | 192 | SR  | 3L   | Columbia, S.C. // Murray State                              |
| 4   | Tre-Vaughn Minott        | F    | 6-8 | 258 | JR  | 2L   | Montreal, Quebec // NBA Academy Latin America (Mexico City) |
| 5   | Meechie Johnson          | G    | 6-2 | 180 | SO  | 2L   | Cleveland, Ohio // Ohio State                               |
| 10  | Hayden Brown             | F    | 6-5 | 234 | GR  | 4L   | Greer, S.C. // The Citadel                                  |
| 12  | Zachary Davis            | G    | 6-8 | 192 | FR  | HS   | Denmark, S.C. // Denmark-Olar                               |
| 14  | Eli Sparkman             | G    | 6-0 | 153 | FR  | HS   | Cleveland, Tenn. // Baylor School (Chattanooga, Tenn.)      |
| 21  | Ja'Von Benson            | F    | 6-7 | 253 | JR  | 2L   | Columbia, S.C. // Ridge View                                |
| 23  | Gregory "GG" Jackson II  | F    | 6-9 | 215 | FR  | HS   | Columbia, S.C. // Ridge View                                |
| 30  | Daniel-Hankins Sanford   | F    | 6-7 | 233 | FR  | HS   | Charlotte, N.C. // Julius L. Chambers (Charlotte, N.C.)     |
| 31  | Benjamin Bosmans-Verdonk | F    | 6-9 | 250 | RJR | 3L   | Lommel, Belgium // Illinois                                 |
| 33  | Josh Gray                | F    | 7-0 | 255 | JR  | 2L   | Brooklyn, N.Y. // LSU                                       |
| 44  | Ford Cooper Jr.          | G    | 6-3 | 193 | SR  | 1L   | Charlotte, N.C. // Missouri State                           |

**Head Coach:** Lamont Paris (Wooster, '96 ; Indiana State '00)

**Assistant Coach:** Tim Buckley (Bemidji State, '88)

**Assistant Coach:** Tanner Bronson (Wisconsin, '08)

**Assistant Coach:** Eddie Shannon (Florida, '99)

**Strength & Conditioning Coach:** Scott Greenawalt (Muskingum College, '98)

**Director of Basketball Operations:** Colby Arendale (Chattanooga, '18)

**Director of Player Development:** David McKinley (Ohio, '13)

**Director of Video Services:** Roman DiPasquale (Wisconsin, '11)

**Athletic Trainer:** Mark Rodger (Buffalo, '01)

**Special Assistant to the Head Coach:** Carey Rich (South Carolina, '95)

**Associate Director of Athletics Communications and Public Relations:** Michael DeBates (Iowa State, '14)

## TOP RETURNING ...

Scorer.....Carter Jr., 4.2 ppg  
Rebounder .....Benson, 4.2 rpg  
Assist Maker.....Wright, 1.8 apg  
FG Shooter \*.....Carter Jr., 40.7%  
3-Point FG Shooter \$......Carter Jr., 37.9%  
FT Shooter \$......Carter Jr., 82.6%  
Shot Blocker.....Gray, 0.7 bpg  
Steal Maker .....Wright, 0.5 spg

\* at least 75 attempts

\$ at least 20 attempts

## PRONUNCIATION GUIDE

- JUH-Von Benson
- Ee-BRIME-uh DEEB-ah
- Tre-Vaughn MY-not
- Benjamin BOSE-mans-ver-DONK





## HEAD COACH LAMONT PARIS

HEAD COACH | SIXTH SEASON OVERALL | 95-86 (.525) | FIRST SEASON AT SOUTH CAROLINA | 8-14 (.364)

### THE PARIS FILE

#### COACHING

##### Experience

26th year

##### College Head Coach Experience

6th season

##### Hire Date At Carolina

Thursday, March 24, 2022

#### PERSONAL

##### Hometown

Findlay, Ohio

##### Alma Mater

Wooster, 1996 (Bachelors - Economics)

Indiana State, 2000 (Masters - Rec. & Sport Mgmt.)

#### COACHING RESUME

##### College Assistant Coach

Wooster, 1997-98

DePauw, 1998-99

IUP, 2000-04

Akron, 2004-10

Wisconsin, 2010-17

##### College Head Coach

Chattanooga, 2017-22

South Carolina, 2022-present

Lamont Paris, who has been a part of nine NCAA Division I Tournaments and 17 twenty-win seasons as a college head and assistant coach, was named the University of South Carolina's 33rd head coach by Director of Athletics Ray Tanner on Thursday, March 24, 2022.

Paris, 47, is the first African-American head coach in the history of the Gamecock men's basketball program.

Paris comes to Carolina after five seasons as the head coach at University of Tennessee at Chattanooga, coaching the Mocs to an 87-72 overall record (.547), including a 65-29 mark the last three seasons.

This past season, he led the Mocs to their first Southern Conference title and NCAA berth since 2016. Chattanooga finished the season with a 27-8 mark. He was one of 20 finalists for the Hugh Durham Award, given by CollegeInsider.com to the top Division I mid-major coach in college basketball. The Mocs' NCAA NET ranking improved in each of his seasons at Chattanooga, finishing with a 63 ranking this season.

In his 17 seasons as a collegiate assistant coach prior to becoming head coach at Chattanooga, teams associated with Paris were 497-217 (.696) with five conference titles and 12 NCAA Tournament appearances (Division I and II), reaching two Final Fours.

Paris spent seven seasons as an assistant at Wisconsin from 2010-17 working for Bo Ryan and Greg Gard. The Badgers went to the NCAA Tournament every year with four Sweet 16 appearances and back-to-back trips to the Final Four in 2014 and 2015. Wisconsin played for the National Championship in 2015 after going 36-4 and winning both the Big Ten regular season and tournament titles. The Badgers took down No. 1 overall seed Kentucky in the National Semifinal, ending the Wildcats' previously undefeated season.

Prior to joining the Wisconsin staff, he was an assistant coach at Akron for five seasons (2005-10) under head coach Keith Dambrot (coached LeBron James at St. Vincent-St. Mary High School for two seasons).

Paris was on the Zips staff in 2005-06 season when the squad achieved its first 20-win season since 1974-75, going 23-10. Akron won 20-or-more games in each of Paris' years on the staff. The Zips were 2009 Mid-American Conference Champions and earned NIT bids in 2006 and 2008 and went to the CBI in 2010.



### PARIS' CAREER RECORD, YEAR-BY-YEAR

| SEASON          | RECORD              | CONFERENCE (FINISH) | POSTSEASON                 |
|-----------------|---------------------|---------------------|----------------------------|
| 2017-18 (CHATT) | 10-23               | 3-15 (10th)         | -                          |
| 2018-19 (CHATT) | 12-20               | 7-11 (5th)          | -                          |
| 2019-20 (CHATT) | 20-13               | 10-8 (T-5th)        | -                          |
| 2020-21 (CHATT) | 18-7                | 9-7 (4th)           | -                          |
| 2021-22 (CHATT) | 27-8                | 14-4 (1st)          | 0-1 ; NCAA First Round     |
| 2022-23 (SC)    | 8-14                | 1-8                 | -                          |
| <b>Totals</b>   | <b>95-86 (.525)</b> | <b>44-53 (.454)</b> | <b>0-1 (.000) • 1 NCAA</b> |



## GAMECOCK SUPERLATIVES UNDER PARIS

### Most Field Goals Made

1. 30, at Vanderbilt, Jan. 5, 2023
- T2. 28, at Georgia, Jan. 28, 2023
- T2. 28, vs. Eastern Michigan, Dec. 30, 2022
- T2. 28, at Georgetown, Dec. 3, 2022
- T2. 28, vs. USC Upstate, Nov. 25, 2022

### Most Field Goals Attempted

1. 72, at Vanderbilt, Jan. 5, 2023
2. 68, at Georgia, Jan. 28, 2023
3. 65, at George Washington, Nov. 30, 2022
- T4. 64, vs. WKU, Dec. 22, 2022
- T4. 64, vs. Clemson, Nov. 11, 2022

### Highest Field Goal Percent

1. 49.1 percent (27-55), vs. Presbyterian, Dec. 11, 2022
2. 48.2 percent (27-56), at Kentucky, Jan. 10, 2023
3. 47.5 percent (28-59), vs. USC Upstate, Nov. 25, 2022
4. 45.2 percent (28-62), at Georgetown, Dec. 3, 2022
5. 44.9 percent (22-49), vs. Furman, Nov. 20, 2022

### Lowest Field Goal Percent

1. 25.0 percent (12-48), vs. #8/9 Tennessee, Jan. 7, 2023
2. 31.1 percent (19-61), vs. Colorado State, Nov. 17, 2022
3. 32.3 percent (21-65), at George Washington, Nov. 30, 2022
4. 34.0 percent (18-53), vs. Miss. State, Jan. 31, 2023
- T5. 34.4 percent (22-64), vs. WKU, Dec. 22, 2022
- T5. 34.4 percent (22-64) vs. Clemson, Nov. 11, 2022

### Most 3-Point Field Goals Made

1. 13, at Georgia, Jan. 28, 2023
2. 11, at Kentucky, Jan. 10, 2023
- T3. 10, at UAB, Dec. 14, 2022
- T3. 10, at Georgetown, Dec. 3, 2022
- T3. 10, vs. Clemson, Nov. 11, 2022

### Most 3-Point Field Goals Attempted

- T1. 31, at Georgia, Jan. 28, 2023
- T1. 31, at Georgetown, Dec. 3, 2022
3. 29, at Vanderbilt, Jan. 5, 2023
- T4. 28, vs. #16/17 Auburn, Jan. 21, 2023
- T4. 28, vs. WKU, Dec. 22, 2022

### Highest 3-Point Field Goal Percentage (min. 10 attempts)

1. 55.0 (11-20), at Kentucky, Jan. 10, 2023
2. 41.9 (13-31), at Georgia, Jan. 28, 2023
3. 40.0 (10-25), at UAB, Dec. 14, 2022
4. 38.5 (10-26), vs. Clemson, Nov. 11, 2022
5. 36.4 (8-22), vs. Presbyterian, Dec. 11, 2022

### Most Free Throws Made

1. 21, vs. SC State, Nov. 8, 2022
2. 19, vs. #16/17 Auburn, Jan. 21, 2023
3. 14, vs. #8/9 Tennessee, Jan. 7, 2023
4. 12, vs. WKU, Dec. 22, 2022
5. 11, at Florida, Jan. 25, 2023

### Most Free Throws Attempted

1. 30, vs. SC State, Nov. 8, 2022
2. 25, vs. WKU, Dec. 22, 2022
3. 24, vs. #16/17 Auburn, Jan. 21, 2023
4. 19, at Florida, Jan. 25, 2023
5. 17, vs. Eastern Michigan, Dec. 30, 2022

### Highest Free Throw Percentage (min. 10 attempts)

1. 93.3 percent (14-15), vs. #8/9 Tennessee, Jan. 7, 2023
2. 79.2 percent (19-24), vs. #16/17 Auburn, Jan. 21, 2023
3. 72.7 percent (8-11), vs. USC Upstate, Nov. 25, 2022
4. 69.2 percent (9-13), vs. Texas A&M, Jan. 14, 2023
- T5. 66.7 percent (10-15), at Vanderbilt, Jan. 5, 2023
- T5. 66.7 percent (10-15), vs. Davidson, Nov. 18, 2022

### Most Offensive Rebounds

1. 19, vs. Clemson, Nov. 11, 2022
2. 18, vs. Eastern Michigan, Dec. 30, 2022
- T3. 17, at Georgia, Jan. 28, 2023
- T3. 17, vs. WKU, Dec. 22, 2022
- T5. 15, at Kentucky, Jan. 10, 2023
- T5. 15, vs. ECU, Dec. 17, 2022
- T5. 15, at Georgetown, Dec. 3, 2022
- T5. 15, at George Washington, Nov. 30, 2022

### Most Defensive Rebounds

1. 38, at Vanderbilt, Jan. 5, 2023
2. 34, vs. WKU, Dec. 22, 2022
3. 33, at Florida, Jan. 25, 2023
4. 31, vs. Clemson, Nov. 11, 2022
5. 28, vs. Eastern Michigan, Dec. 30, 2022

### Most Total Rebounds

1. 51, vs. WKU, Dec. 22, 2022
2. 50, vs. Clemson, Nov. 11, 2022
3. 46, vs. Eastern Michigan, Dec. 30, 2022
4. 45, at Florida, Jan. 25, 2023
5. 42, at Georgia, Jan. 28, 2023

### Most Personal Fouls

1. 25, at Vanderbilt, Jan. 5, 2023
2. 23, vs. #16/17 Auburn, Jan. 21, 2023
3. 22, vs. WKU, Dec. 22, 2022
4. 21, at Georgia, Jan. 28, 2023
5. 20, vs. Ole Miss, Jan. 17, 2023

### Most Points

1. 80, vs. SC State, Nov. 8, 2022
2. 79, at Vanderbilt, Jan. 5, 2023
3. 78, at Georgia, Jan. 28, 2023
- T4. 74, vs. Eastern Michigan, Dec. 30, 2022
- T4. 74, at Georgetown, Dec. 3, 2022

### Fewest Points

1. 42, vs. #8/9 Tennessee, Jan. 7, 2023
2. 51, vs. Miss. State, Jan. 31, 2023
- T3. 53, vs. Texas A&M, Jan. 14, 2023
- T3. 53, vs. Colorado State, Nov. 17, 2022
5. 55, at George Washington, Nov. 30, 2022

### Most Assists

1. 18, at Georgetown, Dec. 3, 2022
2. 15, at UAB, Dec. 14, 2022
- T3. 13, at Georgia, Jan. 28, 2023
- T3. 13, at George Washington, Nov. 30, 2022
- T3. 13, vs. Clemson, Nov. 11, 2022
- T3. 13, vs. Furman, Nov. 20, 2022

### Fewest Turnovers

1. 6, vs. Presbyterian, Dec. 11, 2022
2. 8, vs. USC Upstate, Nov. 25, 2022
- T3. 9, vs. Ole Miss, Jan. 17, 2023
- T3. 9, vs. Eastern Michigan, Dec. 30, 2022
5. 10, vs. WKU, Dec. 22, 2022

### Most Turnovers

1. 19, vs. Clemson, Nov. 11, 2022
- T2. 18, vs. Miss. State, Jan. 31, 2023
- T2. 18, at Georgia, Jan. 28, 2023
- T2. 18, vs. #8/9 Tennessee, Jan. 7, 2023
5. 17, vs. Furman, Nov. 20, 2022

### Most Blocks

1. 7, vs. Davidson, Nov. 18, 2022
2. 5, vs. #8/9 Tennessee, Jan. 7, 2023
2. 5, vs. SC State, Nov. 8, 2022
- T3. 4, at UAB, Dec. 14, 2022
- T3. 4, at George Washington, Nov. 30, 2022
- T3. 4, vs. USC Upstate, Nov. 25, 2022
- T3. 4, vs. Clemson, Nov. 11, 2022

### Most Steals

1. 10, vs. #8/9 Tennessee, Jan. 7, 2023
2. 9, vs. ECU, Dec. 17, 2022
- T3. 8, vs. Miss. State, Jan. 31, 2023
- T3. 8, vs. Davidson, Nov. 18, 2022
- T5. 7, at Georgia, Jan. 28, 2023
- T5. 7, vs. Texas A&M, Jan. 14, 2023

### Most Points By Opponent

1. 94, Texas A&M, Jan. 14, 2023
- T2. 85, #8/9 Tennessee, Jan. 7, 2023
- T2. 85, Colorado State, Nov. 17, 2022
- T4. 84, at Vanderbilt, Jan. 5, 2023
- T4. 84, at UAB, Dec. 14, 2022

### Fewest Points By Opponent

1. 53, USC Upstate, Nov. 25, 2022
2. 57, Presbyterian, Dec. 11, 2022
3. 58, WKU, Dec. 22, 2022
4. 60, Clemson, Nov. 11, 2022
- T5. 64, Eastern Michigan, Dec. 30, 2022
- T5. 64, ECU, Dec. 17, 2022

### Most Field Goals Made By Opponent

- T1. 35, #8/9 Tennessee, Jan. 7, 2023
- T1. 35, Colorado State, Nov. 17, 2022
3. 34, Texas A&M, Jan. 14, 2023
4. 31, at Florida, Jan. 25, 2023
- T5. 30, #16/17 Auburn, Jan. 21, 2023
- T5. 30, at UAB, Dec. 14, 2022
- T5. 30, at George Washington, Nov. 30, 2022
- T5. 30, Furman, Nov. 20, 2022

### Fewest Field Goals Made By Opponent

1. 20, WKU, Dec. 22, 2022
2. 22, ECU, Dec. 17, 2022
- T3. 23, Ole Miss, Jan. 17, 2023
- T3. 23, Clemson, Nov. 11, 2022
- T5. 24, Presbyterian, Dec. 11, 2022
- T5. 24, USC Upstate, Nov. 25, 2022

### Highest Opponent Field Goal Percent

1. 58.3 (35-60), Colorado State, Nov. 17, 2022
2. 54.8 (34-62), Texas A&M, Jan. 14, 2023
3. 52.9 (27-51), Miss. State, Jan. 31, 2023
4. 52.2 (24-46), Presbyterian, Dec. 11, 2022
5. 51.5 (35-68), #8/9 Tennessee, Jan. 7, 2023

### Lowest Opponent Field Goal Percent

1. 36.4 percent (20-55), WKU, Dec. 22, 2022
2. 37.3 percent (23-61), Clemson, Nov. 11, 2022
3. 39.7 percent (25-63), Eastern Michigan, Dec. 30, 2022
4. 43.1 percent (28-65), at Georgetown, Dec. 3, 2022
5. 43.8 percent (28-64), SC State, Nov. 8, 2022

### Most Rebounds By Opponent

- T1. 48, Texas A&M, Jan. 14, 2023
- T1. 48, #8/9 Tennessee, Jan. 7, 2023
3. 44, at Vanderbilt, Jan. 5, 2023
4. 43, Ole Miss, Jan. 17, 2023
5. 41, at UAB, Dec. 14, 2022


### Fewest Rebounds By Opponent

1. 25, Presbyterian, Dec. 11, 2022
- T2. 28, at Kentucky, Jan. 10, 2023
- T2. 28, ECU, Dec. 17, 2022
- T2. 28, USC Upstate, Nov. 25, 2022
5. 30, Eastern Michigan, Dec. 30, 2022

### Most Turnovers By Opponent

1. 16, vs. Miss. State, Jan. 31, 2023
- T2. 14, #8/9 Tennessee, Jan. 7, 2023
- T2. 14, at Vanderbilt, Jan. 5, 2023
- T4. 13, USC Upstate, Nov. 25, 2022
- T4. 13, Davidson, Nov. 18, 2022
- T4. 13, Clemson, Nov. 11, 2022

## GAMECOCK BASKETBALL ASSISTANT COACHES & SUPPORT STAFF



### > **Tanner Bronson, Assistant Coach (Wisconsin, '08)**

- Served in same capacity at Chattanooga the past five seasons (2017-22) under Paris
- Was assistant at St. Louis (2012-16) prior to joining the Mocs ; team won 103 games in his five seasons there and made three NCAA appearances, winning a game each time
- Went from manager, to walk-on to scholarship player at Wisconsin under Bo Ryan ; was on four NCAA teams (Elite Eight in 05' and Sweet Sixteen in 08')




### > **Tim Buckley, Assistant Coach (Bemidji State, '88)**

- Most recently was at UNLV (2019-22) ; was a scout for two seasons with the Minnesota Timberwolves (2017-19)
- Was on staff for the entire Tom Crean tenure at Indiana where he was a part of two Big Ten titles (2013, 2016), four NCAA Appearances, including three trips to the Sweet Sixteen ; the Hoosiers went 138-69 (.667) the last six seasons he was there
- Has had two stints as a head coach at Ball State (2000-06) and Rockford (1989-93)



### > **Eddie Shannon, Assistant Coach (Florida, '99)**

- Served in same capacity at Chattanooga the past three seasons (2019-22) under Paris ; also was assistant at Canisius (2017-19)
- Played professionally overseas for 10 seasons with stops in Italy, France, Russia, Sweden, Croatia, Latvia, Greece, Australia, and Cyprus
- Four-year starter at Florida (1995-99), helping usher in the Billy Donovan era in Gainesville ; scored 1,168 career points and left as the career leader in steals (204) ; only player in school history with 200+ steals and he was also second in assists (493)



### > **Colby Arendale, Director of Operations (Chattanooga, '18)**

- Served in the same capacity at Chattanooga under Paris for the past three seasons (2019-22)
- Was a student manager in 2017-18 and then a graduate manager for the Mocs from 2018-19
- Recently completed his MBA




### > **David McKinley, Director of Player Development (Ohio, '13)**

- Was on Paris' staff at Chattanooga for five seasons (2017-22) in variety of roles
- Served as an assistant coach for the Mocs the last three seasons (2019-22)
- Played collegiately at Ohio University where he was a four-year letterwinner from 2010-13 ; team captain his last two years and member of Bobcat team that won school record 29 games and advanced to the Sweet Sixteen




### > **Carey Rich, Special Assistant to the Head Coach (South Carolina, '95)**

- First official hire of the Paris era at South Carolina
- Served the past seven years as rec superintendent with the City of Columbia's Parks and Recreation Department ;
- Played one season at Western Carolina before returning home to finish his career with the Gamecocks (1993-95) ; scored 784 career points in Garnet & Black and dished out 340 assists in 79 games ; his 4.30 assists per game average is sixth all-time at Carolina




### > **Roman DiPasquale, Director of Video Services (Wisconsin, '11)**

- Was on the Chattanooga staff the last five seasons (2017-22) in a variety of roles
- Worked as the video coordinator at Stanford (2014-16)
- Also has stints in the NBA with Portland (2013-14) and Philadelphia (2011-12) ; was a student manager at Wisconsin




### > **Scott Greenawalt, Strength & Conditioning Coach (Muskingum College, '98)**

- Enters his 11th season with men's basketball program in 2022-23 ; worked with men's and women's basketball at Kansas State from 2006-12 before coming to South Carolina with head coach Frank Martin
- Was a part of the staff for the best season in school history which culminated with a trip to the 2017 Final Four



**Mark Rodger**  
Athletic Trainer



**Jack Samonsky**  
Graduate Assistant




**Michael DeBates**  
Associate Director  
Communications  
& Public Relations



**Joe O'Clair**  
Assistant AD  
Marketing & Fan  
Experience



**Daniel Carter**  
Creative Media  
Producer



**Chris Leevy Johnson**  
Life Coach/  
Director of Team  
Development



**Jeremy Ford**  
Sports Dietician





# **COLONIAL LIFE ARENA (CELEBRATING 20 YEARS THIS SEASON)** **HOME OF GAMECOCK BASKETBALL [COLONIAL LIFE ARENA RECORD: 229-111 (.674)]**

## **FUN FACTS ABOUT COLONIAL LIFE ARENA**

- > **16,880** cubic yards of earth moved, which is enough to fill 222 swimming pools
- > **3,848** tons of steel, which would weigh equal to 96,200 quarters, which would equal \$24,050
- > **125** miles of cable, which would stretch between Columbia and Folly Beach
- > **1,872** tons of cooling, which would cool an average of 12 grocery stores
- > **205,384** bricks and **60,137** concrete blocks, which would stretch the entire length of Lake Murray (41 miles)
- > **8,750** gallons of paint, which would paint approximately 115 average Columbia 2-story houses
- > **4,781** square yards of carpet, which would carpet approximately the field at Williams-Brice Stadium
- > **443** people working on building the arena at a given time, which would staff 44 fast food restaurants
- > **1,158,000** man-hours to complete Colonial Life Arena, which would equal two working hours from each person living in the Columbia Metro area



CHRIS SILVA THROWS IN A SILVA SLAM FOR TWO OF HIS 27 POINTS THAT LED THE GAMECOCKS TO VICTORY VS. NO. 18 KENTUCKY, 76-68, ON JAN. 16, 2018. CAROLINA TRAILED BY AS MANY AS 14 POINTS IN THE SECOND HALF.

## **KEY ARENA DATES/ MEMORABLE MOMENTS**

- > **April 2001** - Construction begins
- > **Nov. 24, 2002** - Carolina defeats ETSU, 71-66, in its first contest in the building
- > **Jan. 8, 2003** - The Gamecocks post a 55-49 win in the first SEC contest at the building over Ole Miss.
- > **March 15, 2006** - Carolina defeats Western Kentucky, 74-55, in the first round of the Postseason NIT. The Gamecocks would go on to win their second straight NIT Championship later that month.
- > **Jan. 21, 2009** - Zam Fredrick scores on a last second lay-in to propel the Gamecocks past Florida, 70-69, at the buzzer. Carolina would go on to capture the 2009 SEC Eastern Division Co-Championship.
- > **Jan. 26, 2010** - Led by heralded senior Devan Downey, Carolina posted its first win over a No. 1 ranked opponent (AP poll) in school history when it defeated top-ranked Kentucky, 68-62.
- > **Feb. 7, 2017** - The Gamecocks would battle Alabama into a four-overtime contest, with the Crimson Tide eventually closing the 90-86 win. Senior guard Sindarius Thornwell scored 44 points and pulled down 21 rebounds in the game. Carolina would go on to its first Final Four in program history later that season.
- > **Nov. 15, 2019** - Carolina captures its 200th victory at Colonial Life Arena with a 90-63 win over Cleveland State.



DEVAN DOWNEY VS. KENTUCKY, JAN. 26, 2010 - HE SCORED 30 POINTS AS CAROLINA BEAT THE TOP-RANKED WILDCATS, 68-62.



SINDARIUS THORNWELL HIGH FIVES FANS AFTER SOUTH CAROLINA'S 61-46 WIN VS. NO. 25/24 MICHIGAN ON NOV. 23, 2019.

# 2022-23 GAMECOCK SUPERLATIVES

## GAMECOCKS' RECORD WHEN ...

|  |      |
|--|------|
| At home  | 6-5  |
| On the road                                    | 2-5  |
| At neutral sites                               | 0-4  |
| In overtime                                    | 0-0  |
| vs. Top 25 team                                | 0-2  |
| vs. Top 10 team                                | 0-1  |
| vs. Top 3 team                                 | 0-0  |
| Leading at half                                | 6-2  |
| Trailing at half                               | 2-12 |
| Tied at half                                   | 0-0  |
| Shooting 50% or better                         | 0-0  |
| Shooting between 39-49.9%                      | 6-5  |
| Shooting less than 39%                         | 2-9  |
| Opp. shooting 50% or better                    | 2-8  |
| Opp. shooting between 39-49.9%                 | 4-6  |
| Opp. shooting less than 39%                    | 2-0  |
| Shooting better than opp.                      | 4-0  |
| Shooting worse than/equal to opp.              | 4-14 |
| Starters out-score opp. starter                | 7-3  |
| Opp. starters score/equal more                 | 1-11 |
| Bench out-scores opp. bench                    | 3-3  |
| Opp. bench scores/equals more                  | 5-11 |
| Having more FTs than opp.                      | 5-4  |
| Having equal/less FTs than opp.                | 3-10 |
| Have more TOs than opp.                        | 6-12 |
| Having equal/less TOs than opp.                | 2-2  |
| Having more rebounds than opp.                 | 7-4  |
| Having equal/less rebounds than opp.           | 1-10 |
| Making 6 or more 3FGs                          | 7-12 |
| Having 15 or more assists                      | 1-1  |
| Score more points in paint than opp.           | 3-3  |
| Scoring equal/less points in paint than opp.   | 5-11 |
| Scoring more points off TOs than opp.          | 4-3  |
| Scoring equal/less points off TOs than opp.    | 4-11 |
| Scoring more 2nd-chance points than opp.       | 6-7  |
| Scoring equal/less 2nd-chance points than opp. | 2-7  |
| Scoring more fast break points than opp.       | 3-2  |
| Scoring equal/less fast break points than opp. | 5-12 |
| Wearing White uniforms                         | 6-8  |
| Wearing Garnet uniforms                        | 2-3  |
| Wearing Black uniforms                         | 0-3  |
| Wearing Throwback White uniforms               | 1-3  |
| Wearing Throwback Garnet uniforms              | 0-1  |
| Playing on live TV/live broadcast              | 8-14 |
| Playing in November                            | 3-4  |
| Playing in December                            | 4-2  |
| Playing in January                             | 1-8  |
| Playing in February                            | 0-0  |
| Playing in March                               | 0-0  |
| Playing a day-game                             | 2-4  |
| Playing a night-game                           | 5-10 |
| Playing on Sunday                              | 1-0  |
| Playing on a Monday                            | 0-0  |
| Playing on a Tuesday                           | 1-3  |
| Playing on a Wednesday                         | 0-3  |
| Playing on a Thursday                          | 1-1  |
| Playing on a Friday                            | 3-1  |
| Playing on a Saturday                          | 1-5  |
| Playing on a Sunday                            | 0-1  |
| Scoring margin is 5 points or less             | 4-2  |
| Margin is between 6-10                         | 2-2  |
| Margin is between 11-20                        | 2-5  |
| Margin is more than 20                         | 0-5  |
| Scoring 59 points or less                      | 0-7  |
| Scoring 60-69 points                           | 4-4  |
| Scoring 70-79 points                           | 3-2  |
| Scoring 80-89 points                           | 1-0  |
| Scoring 90-99 points                           | 0-0  |
| Scoring 100+ points                            | 0-0  |

## MISCELLANEOUS

|                      |    |
|----------------------|----|
| Current streak       | L6 |
| Home court streak    | L4 |
| Away streak          | L2 |
| Neutral court streak | L4 |

| Scoring Leaders         | '22-23 | Career |
|-------------------------|--------|--------|
| Chico Carter            | 4      | 16     |
| Gregory "GG" Jackson II | 12     | 12     |
| Meechie Johnson         | 3      | 3*     |
| Hayden Brown            | 2      | 2*     |
| Zachary Davis           | 1      | 1      |

| Rebounding Leaders       | '22-23 | Career |
|--------------------------|--------|--------|
| Gregory "GG" Jackson II  | 12     | 12     |
| Josh Gray                | 7      | 10*    |
| Hayden Brown             | 3      | 3*     |
| Meechie Johnson          | 1      | 1*     |
| Benjamin Bosmans-Verdonk | 1      | 1*     |
| Daniel Hankins-Sanford   | 1      | 1      |
| Ja'Von Benson            |        | 1      |

| Assists Leaders          | '22-23 | Career |
|--------------------------|--------|--------|
| Jacobi Wright            | 7      | 15     |
| Meechie Johnson          | 11     | 11*    |
| Chico Carter             | 4      | 6*     |
| Benjamin Bosmans-Verdonk | 3      | 3*     |
| Gregory "GG" Jackson II  | 2      | 2      |
| Zachary Davis            | 2      | 2      |
| Ja'Von Benson            |        | 1      |
| Josh Gray                | 1      | 1*     |

| Blocks Leaders           | '22-23 | Career |
|--------------------------|--------|--------|
| Josh Gray                | 12     | 16*    |
| Gregory "GG" Jackson II  | 8      | 8      |
| Tre-Vaughn Minott        |        | 4      |
| Hayden Brown             | 4      | 4*     |
| Benjamin Bosmans-Verdonk | 3      | 3*     |
| Zachary Davis            | 2      | 2      |
| Ja'Von Benson            | 1      | 2      |
| Jacobi Wright            |        | 1      |

| Steals Leaders           | '22-23 | Career |
|--------------------------|--------|--------|
| Chico Carter             | 6      | 11*    |
| Hayden Brown             | 9      | 9*     |
| Gregory "GG" Jackson II  | 9      | 9      |
| Meechie Johnson          | 7      | 7*     |
| Jacobi Wright            | 4      | 5      |
| Zachary Davis            | 4      | 4      |
| Josh Gray                | 2      | 4*     |
| Benjamin Bosmans-Verdonk | 3      | 3*     |
| Ford Cooper Jr.          | 1      | 1      |
| Daniel Hankins-Sanford   | 1      | 1      |
| Tre-Vaughn Minott        |        | 1      |
| Ja'Von Benson            |        | 1      |

| Double-Figure Scoring   | '22-23 | Career |
|-------------------------|--------|--------|
| Hayden Brown            | 11     | 76     |
| Chico Carter            | 10     | 38     |
| Gregory "GG" Jackson II | 20     | 20     |
| Meechie Johnson         | 13     | 15     |
| Jacobi Wright           | 4      | 6      |
| Zachary Davis           | 1      | 1      |
| Josh Gray               | 1      | 1      |

| 20+ points              | '22-23 | Career |
|-------------------------|--------|--------|
| Hayden Brown            | 1      | 24     |
| Chico Carter            | 2      | 10     |
| Gregory "GG" Jackson II | 7      | 7      |
| Meechie Johnson         | 2      | 2      |

| 30+ points              | '22-23 | Career |
|-------------------------|--------|--------|
| Hayden Brown            |        | 4      |
| Gregory "GG" Jackson II | 1      | 1      |

| Double-Figure Rebounding | '22-23 | Career |
|--------------------------|--------|--------|
| Hayden Brown             | 1      | 30     |
| Gregory "GG" Jackson II  | 3      | 3      |
| Josh Gray                | 3      | 4      |

| 5+ assists       | '22-23 | Career |
|------------------|--------|--------|
| Hayden Brown     |        | 8      |
| Meechie Johnson  | 6      | 6      |
| Chico Carter Jr. |        | 4      |
| Jacobi Wright    |        | 1      |

| 3+ steals               | '22-23 | Career |
|-------------------------|--------|--------|
| Hayden Brown            | 1      | 10     |
| Chico Carter            |        | 4      |
| Meechie Johnson         | 1      | 2      |
| Gregory "GG" Jackson II | 2      | 2      |

## Miscellaneous

|                              |   |
|------------------------------|---|
| Largest Halftime Lead        |   |
| SC                           | 10 - vs. Eastern Michigan, Dec. 30, 2022 at Kentucky, Jan. 10, 2023 |
| Opp                          | 32 - vs. Texas A&M, Jan. 14, 2023                                   |
| Smallest Halftime Lead       |   |
| SC                           | 2 - vs. WKU (12/22) & at UGA (1/28)                                 |
| Opp                          | 2 - at Vanderbilt, Jan. 3, 2023                                     |
| Fewest Points In First Half  |   |
| SC                           | 18 - vs. Texas A&M, Jan. 14, 2023 vs. ECU, Dec. 17, 2022            |
| Opp                          | 25 - vs. Davidson, Nov. 18, 2022                                    |
| Most Points In First Half    |   |
| SC                           | 42 - at Kentucky, Jan. 10, 2023                                     |
| Opp                          | 50 - vs. Texas A&M, Jan. 14, 2023                                   |
| Fewest Points In Second Half |   |
| SC                           | 21 - vs. No. 8/9 Tennessee, Jan. 7, 2023                            |
| Opp                          | 22 - vs. USC Upstate, Nov. 25, 2022                                 |
| Most Points In Second Half   |   |
| SC                           | 44 - vs. No. 16/17 Auburn, Jan. 21, 2023 vs. SC State, Nov. 8, 2022 |
| Opp                          | 47 - at Florida, Jan. 25, 2023                                      |
| Most Points in Overtime      |   |
| SC                           | 12 - at Vanderbilt, Jan. 3, 2023                                    |
| Opp                          | 17 - at Vanderbilt, Jan. 3, 2023                                    |
| Largest Margin of Victory    |   |
| SC                           | 15 - vs. USC Upstate, Nov. 25, 2022                                 |
| Opp                          | 43 - vs. No. 8/9 Tennessee, Jan. 7, 2023                            |
| Smallest Margin of Victory   |   |
| SC                           | 2 - vs. Clemson, Nov. 11, 2022                                      |
| Opp                          | 3 - at Georgia, Jan. 28, 2023                                       |

| 2+ blocks               | '22-23 | Career |
|-------------------------|--------|--------|
| Josh Gray               | 4      | 7      |
| Hayden Brown            | 1      | 5      |
| Gregory "GG" Jackson II | 6      | 6      |
| Zachary Davis           | 1      | 1      |
| Tre-Vaughn Minott       |        | 1      |
| Ja'Von Benson           |        | 1      |

| Double-Doubles          | '22-23 | Career |
|-------------------------|--------|--------|
| Hayden Brown            | 1      | 29     |
| Gregory "GG" Jackson II | 3      | 3      |
| Josh Gray               | 1      | 1      |

| Dunks                    | '22-23 | Career |
|--------------------------|--------|--------|
| Gregory "GG" Jackson II  | 13     | 13     |
| Josh Gray                | 11     | 15*    |
| Tre-Vaughn Minott        |        | 11     |
| Hayden Brown             | 7      | 7*     |
| Zachary Davis            | 3      | 3      |
| Daniel Hankins-Sanford   | 3      | 3      |
| JaVon Benson             |        | 2      |
| Benjamin-Bosmans Verdonk | 1      | 1*     |

*tied for team lead also included  
\* indicates at Carolina*



# 2022-23 GAME-BY-GAME

|                      | Date          | Result        | FG-A  | Pct  | 3FG-A | Pct  | FT-A  | Pct  | O-D-Total | PF | Pts | A  | TO | Blk | Stl | Min | Half |
|----------------------|---------------|---------------|-------|------|-------|------|-------|------|-----------|----|-----|----|----|-----|-----|-----|------|
| SC State             |               |               | 28-64 | .438 | 11-26 | .423 | 10-16 | .625 | 10-23-33  | 24 | 77  | 17 | 10 | 6   | 5   | 200 | 33   |
| South Carolina       | Nov. 8, 2022  | W, 80-77      | 26-59 | .441 | 7-20  | .350 | 21-32 | .656 | 14-26-40  | 17 | 80  | 12 | 11 | 5   | 3   | 200 | 36   |
| Clemson              |               |               | 23-61 | .377 | 7-18  | .389 | 5-9   | .556 | 9-23-32   | 17 | 58  | 13 | 13 | 4   | 9   | 200 | 26   |
| South Carolina       | Nov. 11, 2022 | W, 60-58      | 22-64 | .344 | 10-26 | .385 | 6-13  | .462 | 19-31-50  | 15 | 60  | 12 | 19 | 4   | 6   | 200 | 35   |
| Colorado State       | ♣             |               | 35-60 | .583 | 6-20  | .300 | 9-15  | .600 | 5-35-40   | 16 | 85  | 18 | 8  | 2   | 7   | 200 | 40   |
| South Carolina       | Nov. 17, 2022 | L, 53-85      | 19-61 | .311 | 8-26  | .308 | 7-9   | .778 | 9-25-34   | 19 | 53  | 11 | 16 | 2   | 3   | 200 | 19   |
| Davidson             | ♣             |               | 26-58 | .448 | 9-25  | .360 | 8-9   | .889 | 8-24-32   | 14 | 69  | 17 | 13 | 1   | 7   | 200 | 25   |
| South Carolina       | Nov. 18, 2022 | L, 60-69      | 22-56 | .393 | 6-18  | .333 | 10-15 | .667 | 12-24-36  | 18 | 60  | 7  | 16 | 7   | 8   | 200 | 29   |
| Furman               | ♣             |               | 30-59 | .508 | 12-27 | .444 | 7-9   | .778 | 10-24-34  | 15 | 79  | 22 | 12 | 3   | 9   | 200 | 38   |
| South Carolina       | Nov. 20, 2022 | L, 60-79      | 22-49 | .449 | 7-22  | .318 | 9-16  | .563 | 5-19-24   | 10 | 60  | 13 | 17 | 3   | 3   | 200 | 31   |
| USC Upstate          |               |               | 24-52 | .462 | 2-12  | .167 | 3-9   | .333 | 10-18-28  | 13 | 53  | 8  | 13 | 2   | 3   | 200 | 31   |
| South Carolina       | Nov. 25, 2022 | W, 68-53      | 28-59 | .475 | 4-18  | .222 | 8-11  | .727 | 13-21-34  | 15 | 68  | 10 | 8  | 4   | 5   | 200 | 28   |
| at George Washington |               |               | 30-59 | .508 | 12-27 | .444 | 7-10  | .700 | 11-29-40  | 11 | 79  | 21 | 12 | 3   | 6   | 200 | 40   |
| South Carolina       | Nov. 30, 2022 | L, 55-79      | 21-65 | .323 | 8-25  | .320 | 5-9   | .556 | 15-20-35  | 11 | 55  | 13 | 11 | 4   | 5   | 200 | 20   |
| at Georgetown        |               |               | 28-65 | .431 | 3-18  | .167 | 12-19 | .632 | 15-21-36  | 14 | 71  | 10 | 9  | 2   | 13  | 205 | 37   |
| South Carolina       | Dec. 3, 2022  | W, 74-71 (OT) | 28-62 | .452 | 10-31 | .323 | 8-13  | .615 | 15-24-39  | 19 | 74  | 18 | 16 | 0   | 3   | 205 | 26   |
| Presbyterian         |               |               | 24-46 | .522 | 5-13  | .385 | 4-7   | .571 | 5-20-25   | 13 | 57  | 11 | 11 | 2   | 3   | 200 | 33   |
| South Carolina       | Dec. 11, 2022 | W, 68-57      | 27-55 | .491 | 8-22  | .364 | 6-10  | .600 | 9-16-25   | 9  | 68  | 10 | 6  | 2   | 5   | 200 | 37   |
| at UAB               |               |               | 30-67 | .448 | 8-20  | .400 | 16-17 | .941 | 17-24-41  | 13 | 84  | 16 | 12 | 4   | 6   | 200 | 42   |
| South Carolina       | Dec. 14, 2022 | L, 70-84      | 26-61 | .426 | 10-25 | .400 | 8-13  | .615 | 12-20-32  | 17 | 70  | 15 | 14 | 4   | 4   | 200 | 28   |
| East Carolina        | ^             |               | 22-44 | .500 | 9-22  | .409 | 11-20 | .550 | 5-23-28   | 16 | 64  | 14 | 11 | 1   | 9   | 200 | 37   |
| South Carolina       | Dec. 17, 2022 | L, 56-64      | 21-55 | .382 | 6-24  | .250 | 8-13  | .615 | 15-20-35  | 15 | 56  | 6  | 12 | 1   | 5   | 200 | 18   |
| Western Kentucky     |               |               | 20-55 | .364 | 3-22  | .136 | 15-25 | .600 | 5-26-31   | 18 | 58  | 4  | 8  | 6   | 5   | 200 | 32   |
| South Carolina       | Dec. 22, 2022 | W, 65-58      | 22-64 | .344 | 9-28  | .321 | 12-25 | .480 | 17-34-51  | 22 | 65  | 10 | 10 | 2   | 2   | 200 | 34   |
| Eastern Michigan     |               |               | 25-63 | .397 | 10-28 | .357 | 4-9   | .444 | 10-20-30  | 15 | 64  | 9  | 8  | 3   | 6   | 200 | 30   |
| South Carolina       | Dec. 30, 2022 | W, 74-64      | 28-63 | .444 | 8-26  | .308 | 10-17 | .588 | 18-28-46  | 10 | 74  | 12 | 9  | 3   | 5   | 200 | 40   |
| *at Vanderbilt       |               |               | 27-60 | .450 | 7-19  | .368 | 23-35 | .657 | 14-30-44  | 15 | 84  | 13 | 13 | 7   | 3   | 200 | 34   |
| South Carolina       | Jan. 3, 2023  | L, 79-84 (OT) | 30-72 | .417 | 9-29  | .310 | 10-15 | .667 | 14-24-38  | 25 | 79  | 11 | 11 | 1   | 4   | 200 | 32   |
| *No. 8/9 Tennessee   |               |               | 35-68 | .515 | 10-22 | .455 | 5-7   | .714 | 18-30-48  | 18 | 85  | 19 | 14 | 3   | 13  | 200 | 43   |
| South Carolina       | Jan. 7, 2023  | L, 42-85      | 12-48 | .250 | 4-26  | .154 | 14-15 | .933 | 7-14-21   | 11 | 42  | 5  | 18 | 5   | 10  | 200 | 21   |
| *at Kentucky         |               |               | 29-57 | .509 | 3-10  | .300 | 7-14  | .500 | 14-14-28  | 11 | 68  | 9  | 6  | 6   | 6   | 200 | 32   |
| South Carolina       | Jan. 10, 2023 | W, 71-68      | 27-56 | .482 | 11-20 | .550 | 6-7   | .857 | 15-17-32  | 15 | 71  | 11 | 15 | 1   | 2   | 200 | 42   |
| *Texas A&M           |               |               | 34-62 | .548 | 9-20  | .450 | 17-21 | .810 | 20-28-48  | 16 | 94  | 16 | 11 | 4   | 4   | 200 | 50   |
| South Carolina       | Jan. 14, 2023 | L, 53-94      | 19-50 | .380 | 6-22  | .273 | 9-13  | .692 | 5-11-16   | 17 | 53  | 9  | 12 | 2   | 7   | 200 | 18   |
| *Ole Miss            |               |               | 23-50 | .460 | 10-24 | .417 | 14-26 | .538 | 7-36-43   | 16 | 70  | 18 | 12 | 3   | 3   | 200 | 30   |
| South Carolina       | Jan. 17, 2023 | L, 58-70      | 22-60 | .367 | 6-24  | .250 | 8-13  | .615 | 5-26-31   | 20 | 58  | 9  | 9  | 1   | 6   | 200 | 20   |
| *No. 16/17 Auburn    |               |               | 30-60 | .500 | 3-17  | .176 | 18-25 | .720 | 10-25-35  | 16 | 81  | 20 | 9  | 4   | 8   | 200 | 39   |
| South Carolina       | Jan. 21, 2023 | L, 66-81      | 20-56 | .357 | 7-28  | .250 | 19-24 | .792 | 12-23-35  | 23 | 66  | 8  | 14 | 2   | 6   | 200 | 22   |
| *at Florida          |               |               | 31-66 | .470 | 7-27  | .259 | 12-17 | .706 | 6-30-36   | 16 | 81  | 21 | 5  | 9   | 10  | 200 | 34   |
| South Carolina       | Jan. 25, 2023 | L, 60-81      | 22-60 | .367 | 5-14  | .357 | 11-19 | .579 | 12-33-45  | 16 | 60  | 8  | 15 | 4   | 5   | 200 | 26   |
| *at Georgia          |               |               | 28-56 | .464 | 6-15  | .400 | 23-29 | .793 | 6-25-31   | 12 | 81  | 14 | 11 | 3   | 15  | 205 | 35   |
| South Carolina       | Jan. 28, 2023 | L, 78-81 (OT) | 28-68 | .412 | 13-31 | .419 | 9-14  | .643 | 17-25-42  | 21 | 78  | 13 | 18 | 2   | 7   | 205 | 37   |
| Mississippi State    |               |               | 27-51 | .529 | 3-12  | .250 | 9-12  | .750 | 11-22-33  | 14 | 66  | 18 | 16 | 4   | 11  | 200 | 32   |
| South Carolina       | Jan. 31, 2023 | L, 51-66      | 18-53 | .340 | 8-24  | .333 | 7-14  | .500 | 13-14-27  | 15 | 51  | 8  | 18 | 1   | 8   | 200 | 26   |
| Arkansas             |               |               |       |      |       |      |       |      |           |    |     |    |    |     |     |     |      |
| South Carolina       | Feb. 4, 2023  |               |       |      |       |      |       |      |           |    |     |    |    |     |     |     |      |

BOLD - home game | ♣ - Charleston Classic (Charleston, S.C.) | ^ - Greenville Winter Inv. (Greenville, S.C.) | \* - indicates SEC contest



## 2022-23 SOUTH CAROLINA BASKETBALL

OVERALL: 8-14 // SEC: 1-8 // HOME: 6-5 // AWAY: 2-5 // NEUTRAL: 0-4

| DATE     | OPP.                  | W/L | SCORE      | RECORD (SEC) | POINTS          | REBOUNDS              | ASSISTS               | BLOCKS                 | STEALS                       | ATTENDANCE |
|----------|-----------------------|-----|------------|--------------|-----------------|-----------------------|-----------------------|------------------------|------------------------------|------------|
| 11/8/22  | SC State              | W   | 80-77      | 1-0          | Brown (21)      | Jackson II (10)       | Wright (4)            | Gray (2)               | Three tied (1)               | 12,012     |
| 11/11/22 | Clemson               | W   | 60-58      | 2-0          | Carter Jr. (16) | Gray (10)             | Carter Jr. (3)        | Gray (3)               | Carter Jr. // Jackson II (2) | 13,380     |
| 11/17/22 | &Colorado State       | L   | 53-85      | 2-1          | Jackson II (20) | Jackson II (7)        | Johnson (4)           | Brown // Gray (2)      | Johnson (2)                  | 5,017      |
| 11/18/22 | &Davidson             | L   | 60-69      | 2-2          | Carter Jr. (26) | Jackson II (9)        | Three tied (2)        | Brown (3)              | Jackson II (3)               | 3,459      |
| 11/20/22 | &Furman               | L   | 60-79      | 2-3          | Jackson II (19) | Jackson II (6)        | Johnson (5)           | Three tied (1)         | Three tied (1)               | 1,621      |
| 11/25/22 | USC Upstate           | W   | 68-53      | 3-3          | Jackson II (22) | Brown (9)             | BBV (4)               | Jackson II (2)         | BBV // Brown (2)             | 9,347      |
| 11/30/22 | at George Washington  | L   | 55-79      | 3-4          | Carter Jr. (13) | Jackson II // BBV (6) | Wright (4)            | Jackson II (3)         | Five tied (1)                | 2,216      |
| 12/3/22  | at Georgetown         | W   | 74-71 (OT) | 4-4          | Jackson II (22) | Brown Jackson II (8)  | Johnson (8)           | -                      | Three tied (1)               | 5,391      |
| 12/11/22 | vs. Presbyterian      | W   | 68-57      | 5-4          | Jackson II (18) | Gray (7)              | Johnson (4)           | Gray // BBV(1)         | Carter Jr. (2)               | 9,276      |
| 12/14/22 | at UAB                | L   | 70-84      | 5-5          | Jackson II (20) | Gray (7)              | Johnson (7)           | Gray // Jackson II (2) | Johnson (3)                  | 5,126      |
| 12/17/22 | ^ECU                  | L   | 56-64      | 5-6          | Brown (15)      | Gray (7)              | Johnson (3)           | Gray (1)               | Jackson II (2)               | 4,117      |
| 12/22/22 | vs. Western Kentucky  | W   | 65-58      | 6-6          | Johnson (25)    | Jackson II (16)       | Wright // Carter (3)  | Jackson II (2)         | Brown // Davis (1)           | 9,163      |
| 12/30/22 | vs. Eastern Michigan  | W   | 74-64      | 7-6          | Jackson II (24) | Jackson II (9)        | Johnson // Wright (3) | Three tied (1)         | Carter Jr. (2)               | 9,023      |
| 1/3/23   | at Vanderbilt         | L   | 79-84 (OT) | 7-7 (0-1)    | Carter Jr. (24) | Jackson II (7)        | Carter Jr. (4)        | Brown (1)              | Jackson II (2)               | 6,344      |
| 1/7/23   | vs. No. 8/9 Tennessee | L   | 42-85      | 7-8 (0-2)    | Johnson (19)    | Gray (5)              | Davis (2)             | Davis (2)              | Four tied (2)                | 10,704     |
| 1/10/23  | at Kentucky           | W   | 71-68      | 8-8 (1-2)    | Johnson (26)    | Johnson (6)           | Johnson (6)           | Gray (1)               | Brown // Wright (1)          | 19,393     |
| 1/14/23  | vs. Texas A&M         | L   | 53-94      | 8-9 (1-3)    | Davis (13)      | Jackson II // DHS (3) | Johnson (3)           | Jackson II // Gray (1) | Davis // Wright (2)          | 10,883     |
| 1/17/23  | vs. Ole Miss          | L   | 58-70      | 8-10 (1-4)   | Jackson II (15) | Jackson II (7)        | Jackson II (3)        | Gray (1)               | Six tied (1)                 | 9,171      |
| 1/21/23  | vs. No. 16/17 Auburn  | L   | 66-81      | 8-11 (1-5)   | Jackson II (30) | Jackson II (8)        | Johnson (5)           | Jackson II (2)         | Brown (3)                    | 13,048     |
| 1/25/23  | at Florida            | L   | 60-81      | 8-12 (1-6)   | Jackson II (20) | Gray (13)             | Three tied (2)        | Four tied (1)          | Wright (2)                   | 7,831      |
| 1/28/23  | at Georgia            | L   | 78-81 (OT) | 8-13 (1-7)   | Jackson II (18) | Brown (10)            | Johnson (5)           | Gray (2)               | Jackson II (4)               | 10,523     |
| 1/31/23  | vs. Miss. State       | L   | 51-66      | 8-14 (1-8)   | Jackson II (15) | Gray (14)             | Three tied (2)        | Gray (1)               | Gray // Johnson (2)          | 9,129      |
| 2/4/23   | vs. Arkansas          |     |            |              |                 |                       |                       |                        |                              |            |

♣ - Charleston Classic (Charleston, S.C.) | ^ - Greenville Winter Inv. (Greenville, S.C.) | \* - indicates SEC contest | home games in bold





### GAME 1

Columbia, S.C.  
Colonial Life Arena  
Nov. 8, 2022  
*Brown, Jackson II Power Game-cocks to First Win of Paris Era*



### GAME 2

Columbia, S.C.  
Colonial Life Arena  
Nov. 11, 2022  
*Carter Jr.'s Late Bucket Lifts South Carolina over Clemson*



### GAME 3

Charleston, S.C.  
TD Arena  
Nov. 17, 2022  
*Rams shot nearly 60 percent against the Gamecocks at TD Arena*

**COLUMBIA, S.C. (AP)** — Hayden Brown scored 21 points, freshman Gregory Jackson II had 18 points and 10 rebounds in his debut and South Carolina beat South Carolina State 80-77 on Tuesday night for the first victory for coach Lamont Paris.

S.C. State's Davion Everett tipped in a miss with 4.5 seconds left to pull within 79-77, and the Bulldogs fouled Jacobi Wright, who made 1 of 2 free throws. South Carolina elected to foul Rakeim Gary in the backcourt and it paid off as he missed the first free throw and the second was waived off after a lane violation.

Wright added 14 points and Meechie Johnson, a transfer from Ohio State, scored nine points for South Carolina. Jackson, who was rated the country's sixth-best college prospect by ESPN.com, was 7 of 15 from the field.

Lesown Hallums led South Carolina State with 20 points. Rahsaan Edwards added 13 points, Gary had 12 and Everett scored 11.

Paris, who spent the past five seasons coaching Chattanooga, leads a relatively new roster as eight players, including all five starters, departed.

South Carolina faces state rival Clemson on Nov. 11, then plays in the Charleston Classic, an in-state, eight-team tournament that also features ACC Tournament champion Virginia Tech and Penn State of the Big Ten.

**COLUMBIA, S.C. (AP)** — Chico Carter Jr. had 16 points, including a turn-around basket with 0.9 seconds left to lift South Carolina to a 60-58 win over rival Clemson on Friday night.

The Tigers (1-1) were down nine points at the half and trailed 58-51 with less than three minutes to play. But they tied the game on Brevin Galloway's two foul shots with 7.8 to play. That's when Carter dribbled the ball down the left side into a defender, then turned to loft a soft shot that sent the crowd into hysterics.

Clemson didn't get off a final shot in time.

Carter, among the few holdovers from last year's team for new coach Lamont Paris, had four of the Gamecocks (2-0) 10 3-pointers. Carter's last one followed a three from Hayden Brown to put South Carolina ahead 55-49 with 5:04 remaining.

The Tigers fell to the Gamecocks for the first time in three meetings — and on Paris' 48th birthday.

Paris became South Carolina's first first-year head coach to win the rivalry game since Dave Odom did it in 2001.

Freshman Gregory "GG" Jackson II had 12 points and eight rebounds while Josh Gray led the team with 10 rebounds and three of its four blocks.

Clemson, picked 11th in the Atlantic Coast Conference this season, was down 35-26 at the half and trailed throughout the second half. The Tigers got within two points twice, the last at 58-56 on PJ Hall's basket with 1:19 to play.

**CHARLESTON, S.C. (AP)** — James Moors scored a career-high 24 points and grabbed nine rebounds, and Colorado State beat South Carolina 85-53 on Thursday in the Charleston Classic.

Colorado State (4-0) scored 54 points in the paint — one more than South Carolina's point total. The Gamecocks turned it over 16 times and made 19 field goals.


Colorado State made nine straight shots in the first half and led 40-19 at halftime as South Carolina went the final five minutes, 20 seconds without scoring. The Gamecocks had seven field goals and 10 turnovers in the half.

Meechie Johnson made South Carolina's fourth 3-pointer in the opening four minutes of the second half to cap a 9-0 run to get within 48-34. But the Rams stayed hot, making 11 of their first 18 field goals to build a 66-38 lead.

John Tonje added 14 points and Isaiah Rivera and Chico Carter Jr. each scored 12 for Colorado State. The Rams led by as many as 34 points.

G.G. Jackson II, a highly regarded freshman forward from Columbia, had 20 points and seven rebounds for South Carolina (2-1). He was the only player for the Gamecocks in double figures.

### GAME 1



Official Basketball Box Score - End of 2nd Period

South Carolina St. at South Carolina

11/08/22 Colonial Life Arena, Columbia

2022-23 Men's Basketball

Game Time: 7:07 PM

Game Duration: 21:40

Officials: Chuck Jones, Steven Anderson, Michael Seabrooks

South Carolina St. - 77


| NO. Name  | Min   | FG    | 3P   | FT    | Rebounds | Fouls | TP    | AS    | TO | ST | Blocks | PF | PTS | Shooting By Period |
|---|-------|-------|------|-------|----------|-------|-------|-------|----|----|--------|----|-----|--------------------|
|   |       | M/A   | M/A  | M/A   | OR       | DR    | OR    | DR    | PF | DR | BS     | BA |     |                    |
| 34 Justin Wilson                                  | 15:16 | 12    | 0    | 0     | 2        | 2     | 4     | 3     | 2  | 0  | 0      | 1  | 0   | 8                  |
| 42 Dallas James                                   | 08:35 | 0     | 0    | 0     | 3        | 2     | 5     | 0     | 1  | 0  | 0      | 0  | 0   | 0                  |
| 1 Cameron Jones                                   | 11:45 | 1     | 3    | 0     | 0        | 0     | 0     | 1     | 0  | 2  | 1      | 0  | 0   | 1                  |
| 3 Lesown Hallums                                  | 01:57 | 6     | 12   | 5     | 6        | 1     | 2     | 3     | 8  | 26 | 3      | 1  | 2   | 0                  |
| 10 Rahsaan Edwards                                | 03:45 | 5     | 11   | 3     | 7        | 0     | 1     | 6     | 7  | 2  | 1      | 0  | 1   | 5                  |
| 55 Davion Everett                                 | 22:56 | 5     | 8    | 1     | 2        | 1     | 2     | 1     | 1  | 1  | 2      | 0  | 1   | 0                  |
| 2 Jordan Simpson                                  | 17:07 | 1     | 4    | 0     | 0        | 1     | 1     | 3     | 0  | 2  | 2      | 0  | 1   | 1                  |
| 11 Rakeim Gary                                    | 25:28 | 4     | 13   | 4     | 9        | 1     | 3     | 4     | 4  | 3  | 12     | 3  | 0   | 1                  |
| 24 Shanan Nelson                                  | 15:31 | 3     | 4    | 0     | 4        | 0     | 3     | 3     | 2  | 0  | 2      | 2  | 1   | 0                  |
| 12 Dorian Bates                                   | 08:59 | 1     | 3    | 0     | 0        | 0     | 0     | 0     | 0  | 2  | 0      | 0  | 1   | 0                  |
| 5 Raquan Brown                                    | 12:42 | 1     | 2    | 1     | 1        | 0     | 1     | 2     | 3  | 4  | 1      | 3  | 0   | 1                  |
| Team  |       |       |      |       | 2        | 1     | 3     |       |    |    |        |    |     |                    |
| Totals  | 28:44 | 11    | 26   | 10    | 10       | 10    | 23    | 33    | 24 | 17 | 17     | 11 | 5   | 6                  |
| Technical Fouls: Coach 1 M 4:33 Everett 2 M 12:27 |       |       |      |       |          |       |       |       |    |    |        |    |     |                    |
| Shooting By Period                                |       |       |      |       |          |       |       |       |    |    |        |    |     |                    |
| 1st FG%   | 10.0  | 43.3% | 3PT% | 3.0   | 30.0%    | FT%   | 4.0   | 80.0% |    |    |        |    |     |                    |
| 2nd FG%   | 15.0  | 44.7% | 3PT% | 6.0   | 50.0%    | FT%   | 6.11  | 54.5% |    |    |        |    |     |                    |
| GMFG%   | 26.64 | 43.8% | 3PT% | 11.26 | 42.3%    | FT%   | 10.16 | 82.9% |    |    |        |    |     |                    |
| Dead Ball Rebounds: 6.0                           |       |       |      |       |          |       |       |       |    |    |        |    |     |                    |

| South Carolina - 80        |       |       |      |       |          |       |       |       |    |    |        |    |     |                         |
|----------------------------|-------|-------|------|-------|----------|-------|-------|-------|----|----|--------|----|-----|-------------------------|
| NO. Name                   | Min   | FG    | 3P   | FT    | Rebounds | Fouls | TP    | AS    | TO | ST | Blocks | PF | PTS | Shooting By Period      |
|                            |       | M/A   | M/A  | M/A   | OR       | DR    | OR    | DR    | PF | DR | BS     | BA |     |                         |
| 10 Hayden Brown            | 26:44 | 6/10  | 0/1  | 9/12  | 1        | 4     | 5     | 4     | 7  | 21 | 0      | 1  | 1   | 1st FG%: 11.32 34.4%    |
| 23 Gregory "GG" Jackson II | 33:10 | 7/15  | 2/4  | 2/2   | 8        | 10    | 1     | 3     | 18 | 1  | 4      | 1  | 4   | 3PT%: 10.12 83.3%       |
| 1 Jacobi Wright            | 03:06 | 4/7   | 3/5  | 3/4   | 3        | 2     | 5     | 1     | 5  | 14 | 1      | 0  | 1   | 2nd FG%: 15.27 55.6%    |
| 2 Chico Carter, Jr.        | 03:40 | 2/11  | 0/4  | 1/3   | 0        | 0     | 2     | 4     | 5  | 3  | 0      | 1  | 0   | 3PT%: 3.48 37.5%        |
| 5 Meechie Johnson          | 04:51 | 3/7   | 2/5  | 1/4   | 1        | 3     | 4     | 0     | 2  | 9  | 1      | 0  | 1   | FT%: 11.20 59.0%        |
| 30 Daniel Hawkins-Sanford  | 09:18 | 1/3   | 0/0  | 3/3   | 0        | 1     | 1     | 3     | 5  | 3  | 0      | 1  | 0   | GMFG%: 25.69 44.7%      |
| 3 Josh Gray                | 13:56 | 1/2   | 0/0  | 2/2   | 2        | 4     | 6     | 5     | 1  | 4  | 0      | 1  | 0   | FT%: 7.20 35.9%         |
| 12 Zachary Davis           | 18:53 | 2/6   | 0/0  | 0/0   | 1        | 2     | 3     | 1     | 1  | 4  | 0      | 2  | 0   | 1st FT%: 21.32 65.6%    |
| 14 Eli Sparkman            | 03:24 | 0/0   | 0/0  | 0/0   | 0        | 0     | 0     | 0     | 0  | 1  | 0      | 0  | 0   | Dead Ball Rebounds: 7.0 |
| Team                       |       |       |      |       | 4        | 2     | 6     |       |    |    |        |    |     |                         |
| Totals                     | 26:59 | 7/20  | 2/12 | 21/32 | 14       | 26    | 40    | 17    | 26 | 90 | 12     | 11 | 3   | 6                       |
| Technical Fouls: NONE      |       |       |      |       |          |       |       |       |    |    |        |    |     |                         |
| Shooting By Period         |       |       |      |       |          |       |       |       |    |    |        |    |     |                         |
| 1st FG%                    | 11.32 | 34.4% | 3PT% | 4.12  | 33.3%    | FT%   | 10.12 | 83.3% |    |    |        |    |     |                         |
| 2nd FG%                    | 15.27 | 55.6% | 3PT% | 3.48  | 37.5%    | FT%   | 11.20 | 59.0% |    |    |        |    |     |                         |
| GMFG%                      | 25.69 | 44.7% | 3PT% | 7.20  | 35.9%    | FT%   | 21.32 | 65.6% |    |    |        |    |     |                         |
| Dead Ball Rebounds: 7.0    |       |       |      |       |          |       |       |       |    |    |        |    |     |                         |

Technical Fouls: NONE

|                  | SC            | ST            | Points from   | SC | ST | Period by Period Scoring |     |     |     |  |
|------------------|---------------|---------------|---------------|----|----|--------------------------|-----|-----|-----|--|
|                  |               |               | Turnovers     | 15 | 16 |                          | 1st | 2nd | TOT |  |
| Biggest lead     | 11 (1st 7:22) | 15 (1st 7:41) | Paint         | 22 | 34 | SC                       | 33  | 44  | 77  |  |
| Best Scoring Run | 11 (1st 5:46) | 8 (2nd 10:08) | Second Chance | 6  | 24 |                          |     |     |     |  |
| Lead Changes     | 4             |               | Fast Breaks   | 18 | 17 | SC                       | 36  | 44  | 80  |  |
| Times Tied       | 1             |               | Bench         | 40 | 13 |                          |     |     |     |  |
| Time with Lead   | 00:34         | 36:22         |               |    |    |                          |     |     |     |  |

### GAME 2

|  | Official Basketball Box Score - Final        |       |   |     |     |          |       |    |    |    |    |        |    | Game Time: 17:07 PM |                         |                      |  |
|---|--|-------|---|-----|-----|----------|-------|----|----|----|----|--------|----|---------------------|-------------------------|----------------------|--|
|   | Clemson at South Carolina                    |       |   |     |     |          |       |    |    |    |    |        |    |                     |                         | Game Duration: 20:30 |  |
|   | 11/11/22 Colonial Life Arena, Columbia, S.C. |       |   |     |     |          |       |    |    |    |    |        |    |                     |                         | Attendance: 13,390   |  |
|   | 2022-23 Men's Basketball                     |       |   |     |     |          |       |    |    |    |    |        |    |                     |                         |                      |  |
| Officials: Terry Ogilvy, Vladimir Voyvoda-Tselt, Jerry Hunter                       |  |       |   |     |     |          |       |    |    |    |    |        |    |                     |                         |                      |  |
| Clemson - 58  |  |       |   |     |     |          |       |    |    |    |    |        |    |                     |                         |                      |  |
| NO.   | Name   | Min   | FG                                      | 3P  | FT  | Rebounds | Fouls | TP | AS | TO | ST | Blocks | PF | PTS                 | Shooting By Period      |                      |  |
|   |  |       | M/A                                     | M/A | M/A | OR       | DR    | OR | DR | PF | DR | BS     | BA |                     |                         |                      |  |
| 15  | Hunter Tyson                                 | 27:31 | 4/11                                    | 2/5 | 0/0 | 1        | 2     | 0  | 4  | 3  | 10 | 2      | 1  | 0                   | 1st FG% 10.20 35.7%     |                      |  |
| 10  | Ben Middlebrooks                             | 03:30 | 1/3                                     | 0/0 | 0/2 | 1        | 1     | 0  | 1  | 2  | 0  | 0      | 0  | 0                   | 3PT% 4.9 44.4%          |                      |  |
| 1   | Chase Hunter                                 | 03:15 | 5/12                                    | 0/4 | 3/4 | 1        | 4     | 5  | 13 | 5  | 1  | 1      | 0  | 1                   | FT% 2.3 66.7%           |                      |  |
| 11  | Brevin Galloway                              | 02:59 | 4/8                                     | 3/6 | 2/2 | 1        | 3     | 4  | 1  | 13 | 2  | 2      | 0  | 1                   | 2nd FG% 13.33 39.6%     |                      |  |
| 12  | Alex Hemenway                                | 02:05 | 1/2                                     | 1/0 | 0/0 | 3        | 2     | 2  | 3  | 2  | 2  | 0      | 1  | 0                   | 3PT% 3.9 33.3%          |                      |  |
| 22  | RJ Godfrey                                   | 08:24 | 0/2                                     | 0/1 | 0/0 | 0        | 1     | 1  | 0  | 0  | 0  | 0      | 0  | 0                   | FT% 3.6 50%             |                      |  |
| 24  | PJ Hall                                      | 22:12 | 1/2                                     | 1/0 | 1/4 | 0        | 0     | 1  | 4  | 5  | 3  | 2      | 1  | 1                   | GMFG% 23.61 37.7%       |                      |  |
| 2   | Dillon Hunter                                | 07:05 | 0/1                                     | 0/0 | 0/0 | 0        | 0     | 0  | 0  | 0  | 0  | 0      | 0  | 0                   | 3PT% 7.18 38.9%         |                      |  |
| 1   | Josh Beale                                   | 14:29 | 0/4                                     | 0/0 | 1/2 | 0        | 0     | 0  | 0  | 0  | 1  | 2      | 0  | 0                   | FT% 5.9 55.6%           |                      |  |
| 4   | Ian Schaffelien                              | 11:51 | 0/4                                     | 0/0 | 0/0 | 1        | 2     | 0  | 0  | 1  | 1  | 0      | 0  | 0                   | Dead Ball Rebounds: 2.2 |                      |  |
| 21  | Chauncey Wiggins                             | 02:37 | 1/1                                     | 0/0 | 0/0 | 0        | 0     | 0  | 0  | 0  | 0  | 0      | 0  | 0                   |                         |                      |  |
| Team  |  |       |   |     |     |          |       |    |    |    |    |        |    |                     |                         |                      |  |
| Totals  |  |       | 23:41 7/18 5/9 2/3 32 17 15 58 13 9 4 2 |     |     |          |       |    |    |    |    |        |    |                     |                         |                      |  |
| Technical Fouls: NONE   |  |       |   |     |     |          |       |    |    |    |    |        |    |                     |                         |                      |  |

| South Carolina - 89        |       |           |     |       |          |    |       |    |    |    |    |    |        |    |   |
|----------------------------|-------|-----------|-----|-------|----------|----|-------|----|----|----|----|----|--------|----|---|
|                            |       | Recent 20 |     |       |          |    |       |    |    |    |    |    |        |    |   |
| NO. Name                   | Min   | FG        | 3P  | FT    | Rebounds |    | Fouls |    | TP | AS | TO | ST | Blocks | PF |   |
|                            |       | M/A       | M/A | M/A   | OR       | DR | OR    | DR |    |    |    |    |        |    |   |
| 10 Hayden Brown            | 27:22 | 3-12      | 2-4 | 2-3   | 3        | 12 | 3     | 4  | 3  | 9  | 1  | 3  | 1      | 0  | 1 |
| 23 Gregory "GG" Jackson II | 33:55 | 4-13      | 1-3 | 2-4   | 3        | 34 | 3     | 5  | 8  | 4  | 12 | 0  | 1      | 1  | 1 |
| 3 Benjamin Bosmans-Vorbeck | 15:28 | 1-1       | 0-0 | 0-0   | 1        | 3  | 4     | 4  | 1  | 2  | 2  | 7  | 0      | 0  | 1 |
| 2 Chico Carter, Jr.        | 03:57 | 6-8       | 4-6 | 0-0   | 0        | 1  | 1     | 0  | 16 | 3  | 2  | 0  | 1      | 0  | 1 |
| 5 Meechie Johnson          | 03:15 | 1-8       | 1-4 | 0-0   | 0        | 1  | 3     | 3  | 2  | 4  | 0  | 1  | 0      | 0  | 1 |
| 1 Jacobi Wright            | 22:51 | 4-8       | 2-2 | 0-0   | 1        | 3  | 4     | 0  | 10 | 2  | 1  | 0  | 0      | 0  | 6 |
| 12 Zachary Davis           | 12:28 | 0-2       | 0-2 | 0-1   | 1        | 2  | 3     | 0  | 1  | 0  | 1  | 0  | 1      | 0  | 0 |
| 33 Josh Gray               | 19:03 | 2-6       | 2-5 | 2-5   | 5        | 5  | 10    | 1  | 4  | 8  | 1  | 0  | 3      | 0  | 7 |
| 34 Daniel Hankins-Sant     | 07:00 | 1-5       | 0-1 | 0-0   | 1        | 0  | 0     | 0  | 0  | 0  | 1  | 0  | 1      | 0  | 1 |
|                            |       |           |     |       |          | 3  |       | 1  |    | 0  |    | 0  |        | 1  |   |
| Totals                     |       | 22-64     |     | 10-16 |          | 13 |       | 19 |    | 31 |    | 0  |        | 12 |   |
|                            |       |           |     |       |          | 6  |       | 10 |    | 15 |    | 6  |        | 4  |   |
|                            |       |           |     |       |          | 1  |       | 2  |    | 0  |    | 1  |        | 1  |   |
| Shooting By Period         |       |           |     |       |          |    |       |    |    |    |    |    |        |    |   |
| 1st FG: 12-32 37.5%        |       |           |     |       |          |    |       |    |    |    |    |    |        |    |   |
| 2nd FG: 6-14 42.9%         |       |           |     |       |          |    |       |    |    |    |    |    |        |    |   |
| 3rd FG: 5-11 45.5%         |       |           |     |       |          |    |       |    |    |    |    |    |        |    |   |
| 4th FG: 10-32 31.3%        |       |           |     |       |          |    |       |    |    |    |    |    |        |    |   |
| 5th FG: 14-22 63.6%        |       |           |     |       |          |    |       |    |    |    |    |    |        |    |   |
| 2nd FG: 10-32 31.3%        |       |           |     |       |          |    |       |    |    |    |    |    |        |    |   |
| 3rd FG: 10-21 47.6%        |       |           |     |       |          |    |       |    |    |    |    |    |        |    |   |
| 4th FG: 12-22 54.5%        |       |           |     |       |          |    |       |    |    |    |    |    |        |    |   |
| 5th FG: 5-11 45.5%         |       |           |     |       |          |    |       |    |    |    |    |    |        |    |   |
| GMFG: 5-14 35.7%           |       |           |     |       |          |    |       |    |    |    |    |    |        |    |   |
| 3PT FG: 10-26 38.5%        |       |           |     |       |          |    |       |    |    |    |    |    |        |    |   |
| FT FG: 6-13 46.2%          |       |           |     |       |          |    |       |    |    |    |    |    |        |    |   |
| Dead Ball Rebounds: 5.0    |       |           |     |       |          |    |       |    |    |    |    |    |        |    |   |


Gregory "GG" Jackson II scored 12 points and Hayden Brown 10 for South Carolina.


South Carolina shot 42% in the second half while Furman shot 58%, going 7-of-13 from 3-point range. The Paladins finished at 51%, including 12-of-27 behind the arc.

South Carolina committed only eight turnovers.

South Carolina was coming off consecutive losses to Colorado State, Davidson and Furman at the Charleston Classic.


South Carolina will play out of state for the first time this season when the Gamecocks travel to Washington, D.C., to play George Washington on Wednesday.

| <div>  <div> <div>Official Basketball Box Score - Final</div> <div> <div>South Carolina at Davidson</div> <div>11/19/22 10:45 AM, Charleston, SC</div> <div>South Carolina: 69-76</div> </div> </div> <div> <div>Game Time: 20:00</div> <div>Game Duration: 1:56</div> <div>Attendance: 1,149</div> </div> </div> |                       |                      |                  |       |          |         |     |     |     |        |     |                    |   |    |       |
|---|-----------------------|----------------------|------------------|-------|----------|---------|-----|-----|-----|--------|-----|--------------------|---|----|-------|
| <div> <div>South Carolina - 69</div> <div>Record: 2-1</div> </div>  |                       |                      |                  |       |          |         |     |     |     |        |     |                    |   |    |       |
| NO. Name  | Min                   | FG                   | 3P               | FT    | Rebounds | Fouls   | TP  | AS  | TS  | Blocks | BLK | Shooting By Period |   |    |       |
|   |                       | M/A                  | M/A              | M/A   | OR       | DR      | TS  | TS  | TS  | B      | B/A |                    |   |    |       |
| 10 Hayden Brown   | 31:42                 | 3-14                 | 0-5              | 4-4   | 1        | 3       | 4   | 3   | 2   | 10     | 4   | 2                  | 3 | 6  | 39.3% |
| 23 Gregory "GG" Jackson II  | 38:01                 | 5-12                 | 2-2              | 2-3   | 3        | 6       | 9   | 3   | 4   | 12     | 2   | 3                  | 1 | 7  | 47.5% |
| 31 Benjamin Bosmans-Ferret  | 2:51                  | 1-5                  | 1-5              | 1-2   | 2        | 4       | 6   | 3   | 3   | 3      | 2   | 1                  | 0 | 4  | 25%   |
| 1 Jacob Wright  | 38:33                 | 2-7                  | 0-2              | 1-1   | 0        | 0       | 0   | 3   | 5   | 2      | 3   | 1                  | 0 | 12 | 28.6% |
| 2 Chico Carter, Jr.   | 38:04                 | 9-14                 | 5-8              | 2-3   | 0        | 4       | 4   | 2   | 26  | 2      | 2   | 0                  | 0 | 11 | 64.3% |
| 12 Gregory Davis  | 12:59                 | 0-1                  | 0-1              | 0-0   | 1        | 1       | 2   | 1   | 1   | 0      | 0   | 0                  | 1 | 1  | 0%    |
| 33 Josh Gray  | 05:36                 | 1-1                  | 0-0              | 1-2   | 1        | 1       | 2   | 1   | 1   | 2      | 0   | 0                  | 1 | 0  | 33.3% |
| 30 Daniel Hankins Sanford   | 10:04                 | 1-2                  | 0-0              | 0-0   | 3        | 3       | 6   | 1   | 0   | 2      | 0   | 0                  | 0 | 0  | 0%    |
| Team  |                       |                      |                  |       | 2        | 1       | 3   |     |     |        |     |                    |   |    |       |
| Totals  | 22:56                 | 6-18                 | 10-15            | 12-24 | 36       | 18      | 10  | 10  | 7   | 16     | 8   | 7                  | 1 | 9  |       |
| Technical Fouls: Brown 2 <sup>nd</sup> 10:23  |                       |                      |                  |       |          |         |     |     |     |        |     |                    |   |    |       |
| David Ball Rebounds: 2  |                       |                      |                  |       |          |         |     |     |     |        |     |                    |   |    |       |
| <div> <div>Davidson - 89</div> <div>Record: 4-1</div> </div>  |                       |                      |                  |       |          |         |     |     |     |        |     |                    |   |    |       |
| NO. Name  | Min                   | FG                   | 3P               | FT    | Rebounds | Fouls   | TP  | AS  | TS  | Blocks | BLK | Shooting By Period |   |    |       |
|   |                       | M/A                  | M/A              | M/A   | OR       | DR      | TS  | TS  | TS  | B      | B/A |                    |   |    |       |
| 1 Reed Bailey   | 17:17                 | 2-5                  | 0-1              | 0-0   | 1        | 2       | 4   | 2   | 1   | 0      | 1   | 1                  | 0 | 2  | 40.0% |
| 3 Sam McMillen  | 38:58                 | 7-15                 | 0-3              | 1-1   | 1        | 2       | 4   | 6   | 1   | 9      | 1   | 0                  | 1 | 5  | 39.0% |
| 0 Foster Loyer  | 38:27                 | 5-14                 | 4-9              | 4-4   | 0        | 4       | 4   | 1   | 8   | 4      | 2   | 0                  | 1 | 12 | 48.3% |
| 5 Grant Huffman   | 22:27                 | 2-5                  | 1-2              | 0-0   | 4        | 4       | 4   | 1   | 5   | 4      | 2   | 0                  | 0 | 1  | 40.0% |
| 23 Connor Kitchens  | 33:30                 | 4-8                  | 2-6              | 2-2   | 0        | 3       | 3   | 4   | 2   | 1      | 2   | 0                  | 0 | 6  | 40.0% |
| 4 Desmond Watson  | 25:36                 | 4-7                  | 1-2              | 0-1   | 0        | 4       | 4   | 2   | 2   | 1      | 0   | 1                  | 1 | 2  | 57.1% |
| 42 David Skogman  | 28:12                 | 2-5                  | 1-3              | 1-1   | 1        | 5       | 6   | 0   | 1   | 4      | 1   | 0                  | 0 | 4  | 30.0% |
| 15 Sean Logan   | 01:32                 | 0-1                  | 0-0              | 0-0   | 0        | 0       | 1   | 0   | 1   | 0      | 0   | 0                  | 0 | 2  | 0.0%  |
| Team  |                       |                      |                  |       | 0        | 24      | 32  |     |     |        |     |                    |   |    |       |
| Totals  | 26:58                 | 2-25                 | 9-9              | 8     | 4        | 24      | 14  | 10  | 17  | 13     | 7   | 1                  | 7 | 9  |       |
| Technical Fouls: Huffman 2 <sup>nd</sup> 10:23  |                       |                      |                  |       |          |         |     |     |     |        |     |                    |   |    |       |
| David Ball Rebounds: 1  |                       |                      |                  |       |          |         |     |     |     |        |     |                    |   |    |       |
| <div> <div>USC</div> <div>Record: 2-1</div> </div>  |                       |                      |                  |       |          |         |     |     |     |        |     |                    |   |    |       |
| Biggest Lead  | 2 <sup>nd</sup> 19:43 | 2 <sup>nd</sup> 8:41 | Points Turnovers | 14    | 14       | Periods | 1st | 2nd | 3rd | 4th    | 5th | 6th                |   |    |       |
| Best Scoring 5  | 10:11                 | 2:51                 | 8:14             | 13:41 | 14:14    | USC</   |     |     |     |        |     |                    |   |    |       |


|  |                             |                 |            |            |            |            |           |                 |               |                   |                |               |                   |
|--|-----------------------------|-----------------|------------|------------|------------|------------|-----------|-----------------|---------------|-------------------|----------------|---------------|-------------------|
| <div>  <div> <b>Official Basketball Box Score - Final</b><br/> <b>Furman at South Carolina</b><br/> 11/09/2022 @ Arena, Charleston, SC<br/> Furman vs. South Carolina </div> <div> <b>Game Time: 1:00 PM</b><br/> <b>Court Duration: 1:41</b> </div> </div> |                             |                 |            |            |            |            |           |                 |               |                   |                |               |                   |
| <div> <b>Visitor - 79</b> </div>   |                             |                 |            |            |            |            |           |                 |               |                   |                |               |                   |
| <div> <b>Record: 3-2</b> </div>  |                             |                 |            |            |            |            |           |                 |               |                   |                |               |                   |
| <b>NUM.</b>  | <b>NAME</b>                 | <b>MIN</b>      | <b>PTS</b> | <b>REB</b> | <b>AST</b> | <b>BLK</b> | <b>FT</b> | <b>REBOUNDS</b> | <b>POINTS</b> | <b>PERCENTAGE</b> | <b>ASSISTS</b> | <b>STEALS</b> | <b>PLUS/MINUS</b> |
| 4  | Ben VanderVliet             | F 07:21         | 02         | 0          | 2          | 1          | 0         | 1               | 2             | 1                 | 0              | 1             | -5                |
| 15   | Tyrese Hughey               | F 08:24         | 58         | 24         | 0          | 0          | 1         | 1               | 2             | 30                | 10             | 0             | 8                 |
| 1  | John Dawson                 | F 25:50         | 61         | 14         | 1          | 2          | 5         | 7               | 3             | 19                | 4              | 5             | 18                |
| 1  | JUP Pagnon                  | G 08:36         | 32         | 1          | 1          | 0          | 0         | 5               | 5             | 10                | 1              | 0             | 9                 |
| 3  | Mike Botsford               | G 05:50         | 4          | 10         | 2          | 1          | 2         | 3               | 5             | 11                | 8              | 3             | 2                 |
| 3  | Carson Foster               | 28:51           | 34         | 0          | 0          | 0          | 3         | 1               | 0             | 8                 | 0              | 8             | 1                 |
| 13   | Garrett Hunt                | 26:07           | 8          | 12         | 3          | 1          | 2         | 3               | 1             | 0                 | 2              | 3             | 13                |
| 11   | Caleb Wiley                 | 08:44           | 01         | 0          | 0          | 0          | 0         | 0               | 0             | 0                 | 0              | 0             | 9                 |
| 22   | Joe Anderson                | 11:57           | 1          | 1          | 1          | 0          | 1         | 2               | 0             | 2                 | 2              | 0             | 9                 |
| Team   |                             | 1               |            |            |            |            |           |                 |               |                   |                |               |                   |
| <b>Totals</b>  |                             | 30:59           | 122        | 71         | 7          | 10         | 24        | 34              | 15            | 22                | 12             | 3             | 3                 |
| <div> <b>Technical Fouls: Season 27:13:29</b> </div>   |                             |                 |            |            |            |            |           |                 |               |                   |                |               |                   |
| <div> <b>South Carolina - 60</b> </div>  |                             |                 |            |            |            |            |           |                 |               |                   |                |               |                   |
| <div> <b>Record: 3-3</b> </div>  |                             |                 |            |            |            |            |           |                 |               |                   |                |               |                   |
| <b>NUM.</b>  | <b>NAME</b>                 | <b>MIN</b>      | <b>PTS</b> | <b>REB</b> | <b>AST</b> | <b>BLK</b> | <b>FT</b> | <b>REBOUNDS</b> | <b>POINTS</b> | <b>PERCENTAGE</b> | <b>ASSISTS</b> | <b>STEALS</b> | <b>PLUS/MINUS</b> |
| 10   | Hayden Brown                | F 30:04         | 25         | 14         | 0          | 2          | 1         | 4               | 5             | 3                 | 1              | 4             | 1                 |
| 23   | Gregory "GOG" Jackson       | F 18:24         | 8          | 15         | 2          | 1          | 4         | 5               | 6             | 2                 | 19             | 1             | 0                 |
| 31   | Bernard Bosmans-VanderVliet | F 19:24         | 00         | 0          | 0          | 0          | 0         | 2               | 4             | 0                 | 3              | 4             | 1                 |
| 2  | Chico Carter, Jr.           | G 32:28         | 7          | 11         | 3          | 0          | 0         | 2               | 2             | 1                 | 17             | 2             | 2                 |
| 5  | Marques Johnson             | G 25:38         | 17         | 14         | 0          | 0          | 0         | 0               | 0             | 2                 | 2              | 0             | 2                 |
| 1  | JaCoby Wright               | 24:44           | 24         | 2          | 3          | 4          | 0         | 2               | 2             | 2                 | 2              | 0             | 0                 |
| 1  | Daniel Hankins-Sanford      | 10:12           | 0          | 0          | 1          | 1          | 1         | 2               | 0             | 1                 | 2              | 3             | 0                 |
| 3  | Joey Gray                   | 09:11           | 11         | 0          | 0          | 1          | 2         | 0               | 1             | 1                 | 3              | 3             | 0                 |
| 12   | Zachary Davis               | 04:13           | 01         | 0          | 0          | 0          | 0         | 0               | 0             | 0                 | 0              | 0             | 1                 |
| 44   | David Cooper, Jr.           | 01:24           | 00         | 0          | 0          | 0          | 0         | 0               | 0             | 0                 | 0              | 0             | 1                 |
| Team   |                             | 0               |            |            |            |            |           |                 |               |                   |                |               |                   |
| <b>Totals</b>  |                             | 62:49           | 72         | 61         | 9          | 15         | 0         | 24              | 10            | 44                | 10             | 17            | 3                 |
| <div> <b>Technical Fouls: Game 27:13:29</b> </div>   |                             |                 |            |            |            |            |           |                 |               |                   |                |               |                   |
| <div> <b>Shooting By Period</b> </div>   |                             |                 |            |            |            |            |           |                 |               |                   |                |               |                   |
|  |                             | 1st 2nd 3rd 4th |            |            |            |            |           |                 |               |                   |                |               |                   |

| SEC                        | Official Basketball Score - Final         |      |     |     |     |    |    |    |       |    |    |    |    |        | Game Time: 4:00 PM                              |     |  |  |  |  |  |  |  |  |  |  |  |  |  |  |  |  |
|----------------------------|---|------|-----|-----|-----|----|----|----|-------|----|----|----|----|--------|---|-----|--|--|--|--|--|--|--|--|--|--|--|--|--|--|--|--|
|                            | USC Update at South Carolina              |      |     |     |     |    |    |    |       |    |    |    |    |        | Game Duration: 1:48                             |     |  |  |  |  |  |  |  |  |  |  |  |  |  |  |  |  |
|                            | 11/25/22 Coastal Carolina Arena, Columbia |      |     |     |     |    |    |    |       |    |    |    |    |        | Attendance: 5,347                               |     |  |  |  |  |  |  |  |  |  |  |  |  |  |  |  |  |
|                            | 2022-23 Men's Basketball                  |      |     |     |     |    |    |    |       |    |    |    |    |        | Officials: Tony Owens, VM Howard, Robert Felder |     |  |  |  |  |  |  |  |  |  |  |  |  |  |  |  |  |
| USC Update - 53            |   |      |     |     |     |    |    |    |       |    |    |    |    |        |   |     |  |  |  |  |  |  |  |  |  |  |  |  |  |  |  |  |
| Record 24 - 3              |   |      |     |     |     |    |    |    |       |    |    |    |    |        |   |     |  |  |  |  |  |  |  |  |  |  |  |  |  |  |  |  |
| NO. Name                   | Min.                                      | FG   | 3P  | FT  | Reb | OR | DR | TO | Fouls | TP | AS | TO | ST | Blocks | Bk  | ±   |  |  |  |  |  |  |  |  |  |  |  |  |  |  |  |  |
| 0 Kyndric Smith            | F 15:30                                   | 2-3  | 0-0 | 0-0 | 1   | 2  | 1  | 2  | 4     | 4  | 1  | 0  | 2  | 1      | 0   | 2   |  |  |  |  |  |  |  |  |  |  |  |  |  |  |  |  |
| 1 Nick Adams               | G 28:42                                   | 3-7  | 1-3 | 0-0 | 0   | 2  | 2  | 3  | 1     | 7  | 0  | 2  | 0  | 0      | 1   | -11 |  |  |  |  |  |  |  |  |  |  |  |  |  |  |  |  |
| 11 Jordan Garey            | G 24:08                                   | 6-12 | 1-2 | 0-0 | 0   | 0  | 3  | 0  | 13    | 1  | 2  | 1  | 0  | 0      | 0   | -13 |  |  |  |  |  |  |  |  |  |  |  |  |  |  |  |  |
| 12 Trae Brooks Jr.         | G 32:07                                   | 5-10 | 0-0 | 1-1 | 4   | 5  | 8  | 2  | 2     | 7  | 3  | 1  | 0  | 0      | 0   | 5   |  |  |  |  |  |  |  |  |  |  |  |  |  |  |  |  |
| 14 Floyd Redju Jr.         | G 36:34                                   | 2-7  | 0-2 | 0-0 | 2   | 1  | 3  | 1  | 2     | 4  | 3  | 1  | 2  | 0      | 2   | -11 |  |  |  |  |  |  |  |  |  |  |  |  |  |  |  |  |
| 2 Justin Bailey            | 25:00                                     | 1-1  | 0-1 | 2-3 | 0   | 1  | 1  | 1  | 1     | 4  | 0  | 0  | 0  | 0      | 0   | 0   |  |  |  |  |  |  |  |  |  |  |  |  |  |  |  |  |
| 23 Jeremy Surratt          | 07:33                                     | 0-0  | 0-0 | 0-0 | 1   | 0  | 1  | 2  | 2     | 0  | 1  | 0  | 0  | 0      | 0   | 2   |  |  |  |  |  |  |  |  |  |  |  |  |  |  |  |  |
| 30 Aaron Lusk              | 36:41                                     | 7-8  | 0-0 | 0-0 | 1   | 0  | 1  | 1  | 1     | 0  | 1  | 0  | 0  | 0      | 0   | 5   |  |  |  |  |  |  |  |  |  |  |  |  |  |  |  |  |
| 32 Thomas Shields          | 05:56                                     | 0-1  | 0-1 | 0-0 | 1   | 0  | 1  | 0  | 5     | 0  | 1  | 0  | 0  | 0      | 0   | 0   |  |  |  |  |  |  |  |  |  |  |  |  |  |  |  |  |
| Team                       |   |      |     |     | 0   | 2  | 2  | 0  | 8     | 8  | 3  | 3  | 2  | 4      | 1   | 0   |  |  |  |  |  |  |  |  |  |  |  |  |  |  |  |  |
| Totals                     | 24:52                                     | 2-12 | 0-9 | 1-3 | 10  | 28 | 13 | 15 | 53    | 18 | 3  | 3  | 2  | 4      | 1   | 0   |  |  |  |  |  |  |  |  |  |  |  |  |  |  |  |  |
| Technical Fouls: NONE      |   |      |     |     |     |    |    |    |       |    |    |    |    |        |   |     |  |  |  |  |  |  |  |  |  |  |  |  |  |  |  |  |
| South Carolina - 68        |   |      |     |     |     |    |    |    |       |    |    |    |    |        |   |     |  |  |  |  |  |  |  |  |  |  |  |  |  |  |  |  |
| Record 33 - 3              |   |      |     |     |     |    |    |    |       |    |    |    |    |        |   |     |  |  |  |  |  |  |  |  |  |  |  |  |  |  |  |  |
| NO. Name                   | Min.                                      | FG   | 3P  | FT  | Reb | OR | DR | TO | Fouls | TP | AS | TO | ST | Blocks | Bk  | ±   |  |  |  |  |  |  |  |  |  |  |  |  |  |  |  |  |
| 10 Hayden Brown            | F 30:20                                   | 6-9  | 0-1 | 0-3 | 3   | 6  | 9  | 5  | 22    | 15 | 2  | 1  | 2  | 0      | 0   | 12  |  |  |  |  |  |  |  |  |  |  |  |  |  |  |  |  |
| 23 Gregory "GG" Jackson Jr | G 31:04                                   | 8-14 | 3-6 | 3-4 | 1   | 5  | 6  | 2  | 22    | 11 | 3  | 2  | 0  | 2      | 0   | 18  |  |  |  |  |  |  |  |  |  |  |  |  |  |  |  |  |
| 1 Benjamin Brooks-Venkov   | 21:02                                     | 4-7  | 0-0 | 0-0 | 3   | 4  | 7  | 2  | 2     | 8  | 4  | 2  | 2  | 1      | 1   | 22  |  |  |  |  |  |  |  |  |  |  |  |  |  |  |  |  |
| 13 CJ Wright               | G 37:47                                   | 5-12 | 0-3 | 0-1 | 0   | 2  | 2  | 2  | 10    | 2  | 10 | 0  | 1  | 0      | 1   | 17  |  |  |  |  |  |  |  |  |  |  |  |  |  |  |  |  |
| 12 Zachary Davis           | 28:32                                     | 3-8  | 1-5 | 0-0 | 2   | 2  | 4  | 1  | 7     | 1  | 7  | 1  | 0  | 0      | 0   | 0   |  |  |  |  |  |  |  |  |  |  |  |  |  |  |  |  |
| 30 Josh Gray               | 02:42                                     | 0-0  | 0-0 | 0-0 | 1   | 0  | 0  | 1  | 1     | 0  | 0  | 0  | 0  | 0      | 0   | 0   |  |  |  |  |  |  |  |  |  |  |  |  |  |  |  |  |
| 4 Fred Cooper Jr.          | 24:20                                     | 1-5  | 0-3 | 0-2 | 1   | 1  | 2  | 1  | 14    | 0  | 0  | 0  | 0  | 0      | 0   | 4   |  |  |  |  |  |  |  |  |  |  |  |  |  |  |  |  |
| 34 Daniel Vaughns-Sanford  | 05:00                                     | 0-2  | 0-0 | 0-0 | 2   | 0  | 2  | 0  | 1     | 0  | 0  | 1  | 0  | 0      | 0   | 0   |  |  |  |  |  |  |  |  |  |  |  |  |  |  |  |  |
| 40 Tene-Hanks Minto        | 00:41                                     |      |     |     |     |    |    |    |       |    |    |    |    |        |   |     |  |  |  |  |  |  |  |  |  |  |  |  |  |  |  |  |





55




79


GAME 7

Washington, D.C.  
Charles E. Smith Center  
Nov. 30, 2022

Gamecocks shot just 32.3 percent compared to 50.8 percent for the Colonials



74




71


GAME 8

Washington, D.C.  
Capital One Arena  
Dec. 3, 2022

Gamecocks trailed by 11 at halftime and shot over 70 percent from 2-point range the final 25 minutes



68



57

GAME 9

Columbia, S.C.  
Colonial Life Arena  
Dec. 11, 2022

Trio of Jackson (18), Johnson (16) and Brown (14) combine for 48 of the team's 68 points

**WASHINGTON (AP)** — James Bishop IV scored 15 of his 24 points in the first half when George Washington took a 20-point lead and didn't look back, beating South Carolina 79-55 on Wednesday night.

Bishop was 8-of-19 shooting, made 5 of 8 3-point attempts, and had eight assists for the Colonials (5-2), who shot 51%. Brendan Adams added four more 3-pointers and finished with 18 points while Ricky Lindo Jr. had 15.

Chico Carter Jr., who missed the Gamecocks' previous game, scored 13 points with three 3-pointers. Freshman Gregory "GG" Jackson II, who came in averaging over 17 points per game, finished with 11 on 4-of-17 shooting and had just two points in the first half when South Carolina (3-4) fell behind 40-20. The Gamecocks shot just 32%.

George Washington never trailed in the game and led by as many 35 in the second half.

The Colonials took their first win over a Power 5 team since beating Florida in the 2016 NIT quarterfinals.

**WASHINGTON (AP)** — Meechie Johnson hit a long 3-point shot with 25.9 seconds to go and Georgetown missed two 3s in the closing seconds and South Carolina rallied to defeat the Hoyas 74-71 in overtime on Saturday.

After Jay Heath made two free throws for Georgetown to tie the game at 71 with 52.7 seconds left, South Carolina put up a 3 from the left corner but Benjamin Bosmans-Verdonk snagged the rebound and found Johnson on the right wing.

South Carolina (4-4) rallied from an 11-point second-half deficit behind Gregory "GG" Jackson II, who scored all 22 of his points after halftime. Johnson had 17 points, eight assists and seven rebounds. Hayden Brown added 16 points and matched Jackson's eight rebounds.

Heath had 23 points to lead the Hoyas (4-5), who have been outscored by 67 points in the second half of their five losses. Primo Spears added 18 points and Brandon Murray 13.

It was a wild finish at regulation. After South Carolina missed the front end of a one-and-one with 24 seconds left, Spears had a mean cross-over outside the left elbow that led to a pull-up jumper at the foul line to give Georgetown a 65-64 lead at 5.6 seconds.

South Carolina threw the ball away on a long pass. However, after lengthy review, it was determined that Heath pulled Brown's jersey, keeping him from reaching the throw. A flagrant-two foul call led to free throws for Brown at 3.8 seconds and he made 1 of 2 to tie it.

On the ensuing possession, Jackson missed a 10-foot turnaround jumper as time expired.

South Carolina shot 32% and had 10 turnovers to trail 37-26 at the half. Jackson came to life with two quick buckets and at one point scored 11-straight before Johnson hit a 3-pointer to make it a one-point game with 5:25 to play.

After a Georgetown turnover, Jackson fed Brown for a layup to put the Gamecocks up 62-61, their first lead since 10-7. Another turnover led to a Jacobi Wright basket for a 64-61 lead. But Murray scored with 1:02 to play and the then Spears gave the Hoyas the lead.

Georgetown is home against Siena on Wednesday, South Carolina has a week off before hosting Presbyterian on Dec. 11.

**COLUMBIA, S.C. (AP)** — Freshman Gregory "GG" Jackson II scored 18 points, Meechie Johnson added 16 and South Carolina used a 14-0 run midway through the second half to pull away for a 68-57 win over Presbyterian on Sunday night.

Jackson has scored in double figures in each game as a member of the Gamecocks and went into the game leading the team in scoring (17.0 per game) and rebounding (7.5).

Jackson threw down a dunk with about 12 minutes remaining to spark the big run — including seven points by Hayden Brown — over the next 6 minutes that gave South Carolina a 55-44 lead. Marquis Barnett hit a 3-pointer that trimmed Presbyterian's deficit to 63-55 with 2:41 left, but the Blue Hose got no closer.

Brown, a graduate transfer who scored 1,402 career points for The Citadel over five seasons, finished with 14 points — 11 in the second half — for South Carolina (5-4).

Winston Hill made 8 of 10 from the field and led Presbyterian (2-9) with 18 points and five assists. Terrell Ard Jr. added 13 points on 6-of-13 shooting.


South Carolina committed a season-low six turnovers.

Benjamin Bosmans-Verdonk made back-to-back baskets before he blocked a shot by Ard that led to a fast-break dunk by Jackson to give South Carolina a 40-0 lead less than 90 seconds into the game.

Jackson and Johnson scored five points apiece — and each hit a 3-pointer — in a 10-3 spurt that made it 16-5 with 14 minutes left in the first half. Jackson made another 3 to give the Gamecocks a 13-point lead with 5 minutes before halftime but Presbyterian scored 11 straight points before a Jackson layup made it 37-33 at the break.

Owen McCormack hit a 3 and Trevon Reddish-Rhone followed with four consecutive points to open the second half — while South Carolina missed its first six shots — to give the Blue Hose their first lead of the game at 40-37 with 17 minutes to play.

GAME 7



Official Basketball Box Score - Final

South Carolina at George Washington

115022 Charles E. Smith Center, Washington, DC

2022-23 Men's Basketball

Game Time: 13:00 PM

Game Duration: 1:47

Attendance: 2,219

Officials: A.J. Davis, Doug Simons, Chuck Jones

South Carolina - 55

Record: 3-4

| NO. Name                    | Min   | FG    | 3P   | FT  | Rebounds | Fouls | TP | AS | TO | Blocks | PF | Shooting By Period      |
|-----------------------------|-------|-------|------|-----|----------|-------|----|----|----|--------|----|-------------------------|
| 10 Hayden Brown             | 28:27 | 4-8   | 0-1  | 0-0 | 0        | 5     | 5  | 1  | 1  | 8      | 1  | 1st FG%: 9.0% 24.2%     |
| 23 Gregory "GG" Jackson II  | 26:28 | 4-17  | 1-5  | 2-3 | 3        | 3     | 6  | 1  | 1  | 0      | 0  | 2nd FG%: 3.1% 27.3%     |
| 31 Benjamin Bosmans-Verdonk | 19:38 | 1-6   | 0-0  | 1-4 | 5        | 1     | 6  | 0  | 3  | 2      | 1  | FT%: 1.5% 20%           |
| 1 Jacobi Wright             | 24:55 | 0-5   | 0-2  | 0-0 | 1        | 3     | 4  | 0  | 0  | 4      | 0  | 1st FG%: 13.0% 40.0%    |
| 2 Chico Carter Jr.          | 27:51 | 4-8   | 5-4  | 2-2 | 1        | 0     | 1  | 1  | 1  | 1      | 0  | 2nd FG%: 5.4% 35.7%     |
| 5 Meechie Johnson           | 21:50 | 2-8   | 2-6  | 0-0 | 0        | 2     | 1  | 0  | 6  | 1      | 1  | FT%: 4.4% 100%          |
| 33 Josh Gray                | 15:53 | 2-2   | 0-0  | 0-0 | 2        | 1     | 3  | 4  | 0  | 0      | 0  | 1st FG%: 21.6% 32.3%    |
| 12 Zachary Davis            | 14:06 | 2-3   | 0-1  | 0-0 | 1        | 2     | 3  | 1  | 0  | 4      | 1  | 2nd FG%: 6.2% 32.0%     |
| 44 Ford Cooper Jr.          | 13:14 | 1-5   | 1-4  | 0-0 | 0        | 2     | 2  | 3  | 3  | 3      | 1  | FT%: 5.9% 55.0%         |
| 21 Ja'Von Benson            | 08:54 | 1-2   | 1-2  | 0-0 | 0        | 1     | 0  | 1  | 0  | 0      | 0  | 1st FG%: 0.0% 0.0%      |
| 14 Eli Sparkman             | 03:54 | 0-1   | 0-0  | 0-0 | 0        | 0     | 0  | 0  | 0  | 0      | 0  | 2nd FG%: 0.0% 0.0%      |
| Team                        |       | 2     | 0    | 2   | 0        | 0     | 0  | 0  | 0  | 0      | 0  | Dead Ball Rebounds: 2.1 |
| Totals                      |       | 21-45 | 8-25 | 5-9 | 15       | 29    | 35 | 11 | 11 | 55     | 13 | 11 11 5 4 3 24          |

Technical Fouls: NONE

George Washington - 79

Record: 5-2

| NO. Name            | Min   | FG    | 3P    | FT   | Rebounds | Fouls | TP | AS | TO | Blocks | PF | Shooting By Period      |
|---------------------|-------|-------|-------|------|----------|-------|----|----|----|--------|----|-------------------------|
| 4 Ricky Lindo Jr.   | 31:09 | 6-8   | 1-3   | 2-2  | 3        | 3     | 6  | 2  | 1  | 5      | 3  | 1st FG%: 15.0% 50.0%    |
| 13 Hunter Dean      | 26:38 | 4-4   | 0-0   | 0-1  | 2        | 2     | 4  | 2  | 1  | 8      | 3  | 2nd FG%: 5.1% 38.5%     |
| 2 Marquis Edwards   | 20:15 | 2-6   | 1-2   | 0-0  | 2        | 6     | 8  | 0  | 5  | 1      | 2  | 1st FG%: 15.0% 51.7%    |
| 10 Brendan Adams    | 28:03 | 7-14  | 4-8   | 0-0  | 1        | 4     | 5  | 0  | 0  | 15     | 5  | 2nd FG%: 5.7% 50.0%     |
| 11 James Bishop     | 33:31 | 8-19  | 5-8   | 3-3  | 0        | 3     | 2  | 4  | 8  | 4      | 0  | FT%: 2.3% 66.7%         |
| 21 Noel Brown       | 10:35 | 1-1   | 0-0   | 0-0  | 1        | 2     | 3  | 2  | 1  | 0      | 0  | 1st FG%: 30.9% 50.0%    |
| 11 E.J. Clark       | 16:00 | 0-3   | 0-2   | 0-0  | 3        | 3     | 3  | 2  | 1  | 0      | 1  | 2nd FG%: 0.0% 44.4%     |
| 20 Giovanni Samuels | 09:51 | 2-2   | 1-1   | 0-0  | 0        | 3     | 3  | 0  | 0  | 0      | 0  | 1st FG%: 21.6% 32.3%    |
| 3 Amir Harris       | 02:14 | 0-1   | 0-0   | 0-0  | 0        | 0     | 0  | 0  | 1  | 0      | 0  | 2nd FG%: 0.0% 0.0%      |
| 14 Keegan Harvey    | 01:42 | 0-1   | 0-0   | 0-0  | 1        | 1     | 0  | 1  | 0  | 0      | 0  | FT%: 0.0% 0.0%          |
| Team                |       | 2     | 2     | 4    | 4        | 0     | 0  | 0  | 0  | 0      | 0  | Dead Ball Rebounds: 2.2 |
| Totals              |       | 30-59 | 12-27 | 7-10 | 11       | 29    | 40 | 11 | 11 | 73     | 22 | 11 11 5 3 4 24          |

Technical Fouls: Lindo Jr. 2nd 19:18

Biggest Lead

11 (1st 20:00) 35 (2nd 7:17)

Best Scoring Run

12 (2nd 4:16) 12 (1st 7:42)

Times Tied

0

Time with Lead

00:00 1 38:45

Bench

20 9

Points from Turnovers

10 11

Points from 3's

22 34

Points from 2's

16 23

Points from FT's

10 13

Fast Breaks

11 19

GW

40 39 79

Periods


1st 2nd Total

35 55 89

GAME 8

|                                       |       |       |      |     |          |       |    |    |    |        |    |  |  |
|---------------------------------------|-------|-------|------|-----|----------|-------|----|----|----|--------|----|--|--|
| Official Basketball Box Score - Final |       |       |      |     |          |       |    |    |    |        |    | Game Time: 12:00 PM                                  |  |
| South Carolina at Georgetown          |       |       |      |     |          |       |    |    |    |        |    | Game Duration: 2:21                                  |  |
| 120322 Capital One Arena, Washington  |       |       |      |     |          |       |    |    |    |        |    | Attendance: 5,231                                    |  |
| 2022-23 Men's Basketball              |       |       |      |     |          |       |    |    |    |        |    | Officials: Mike Roberts, John Guthrie, Lamar Simpson |  |
| South Carolina - 74                   |       |       |      |     |          |       |    |    |    |        |    |  |  |
| Record: 4-4                           |       |       |      |     |          |       |    |    |    |        |    |  |  |
| NO. Name                              | Min   | FG    | 3P   | FT  | Rebounds | Fouls | TP | AS | TO | Blocks | PF | Shooting By Period                                   |  |
| 10 Hayden Brown                       | 36:23 | 6-10  | 3-5  | 1-2 | 2        | 6     | 8  | 5  | 1  | 0      | 0  | 1st FG%: 9.0% 45.7%                                  |  |
| 23 Gregory "GG" Jackson II            | 38:36 | 9-19  | 2-5  | 2-3 | 3        | 5     | 8  | 2  | 3  | 22     | 2  | 2nd FG%: 1.8% 12.5%                                  |  |
| 31 Benjamin Bosmans-Verdonk           | 19:20 | 2-4   | 0-0  | 0-1 | 5        | 1     | 6  | 4  | 1  | 4      | 2  | FT%: 8.1% 66.7%                                      |  |
| 2 Chico Carter Jr.                    | 32:36 | 3-10  | 1-8  | 0-0 | 1        | 2     | 3  | 1  | 2  | 7      | 3  | 1st FG%: 16.3% 51.0%                                 |  |
| 5 Meechie Johnson                     | 40:36 | 5-13  | 4-10 | 5-5 | 2        | 5     | 7  | 1  | 4  | 17     | 3  | 2nd FG%: 4.1% 30.8%                                  |  |
| 33 Josh Gray                          | 36:14 | 1-1   | 0-0  | 0-0 | 1        | 0     | 1  | 0  | 2  | 1      | 0  | FT%: 5.7% 42.9%                                      |  |
| 1 Jacobi Wright                       | 31:25 | 2-3   | 0-1  | 0-0 | 0        | 0     | 3  | 4  | 1  | 6      | 1  | 1st FG%: 13.0% 33.3%                                 |  |
| 12 Zachary Davis                      | 03:45 | 0-1   | 0-1  | 0-0 | 0        | 0     | 0  | 0  | 0  | 0      | 0  | 2nd FG%: 0.0% 0.0%                                   |  |
| 44 Ford Cooper Jr.                    | 18:05 | 0-1   | 0-1  | 0-0 | 0        | 1     | 1  | 0  | 0  | 0      | 0  | FT%: 0.0% 0.0%                                       |  |
| Team                                  |       | 1     | 1    | 2   | 0        | 2     | 0  | 2  | 0  | 0      | 0  | Dead Ball Rebounds: 3.1                              |  |
| Totals                                | 28-62 | 10-31 | 6-13 | 15  | 24       | 39    | 19 | 14 | 74 | 18     | 13 | 10 2 2 1 1 1   |  |
| Technical Fouls: NONE                 |       |       |      |     |          |       |    |    |    |        |    |  |  |
| Georgetown - 71                       |       |       |      |     |          |       |    |    |    |        |    |  |  |
| Record: 4-5                           |       |       |      |     |          |       |    |    |    |        |    |  |  |
| NO. Name                              | Min   | FG    | 3P   | FT  | Rebounds | Fouls | TP | AS | TO | Blocks | PF | Shooting By Period                                   |  |
| 11 Auck Auck                          | 41:40 | 3-5   | 0-1  | 0-1 | 3        | 4     | 7  | 2  | 2  | 3      | 2  | 1st FG%: 14.3% 45.7%                                 |  |
| 34 Oduas Walt                         | 24:37 | 2-6   | 0-0  | 1-3 | 3        | 6     | 9  | 2  | 0  | 1      | 2  | 2nd FG%: 1.8% 12.5%                                  |  |
| 0 Brandon Murray                      | 41:48 | 5-14  | 0-5  | 3-5 | 1        | 0     | 1  | 1  | 6  | 13     | 5  | FT%: 8.1% 66.7%                                      |  |
| 1 Primo Spears                        | 41:07 | 8-18  | 0-2  | 2-2 | 2        | 2     | 4  | 3  | 2  | 18     | 3  | 1st FG%: 12.6% 48.0%                                 |  |
| 5 Jay Heath                           | 42:30 | 7-14  | 3-8  | 6-6 | 0        | 6     | 4  | 3  | 23 | 0      | 1  | 2nd FG%: 2.4% 50.0%                                  |  |
| 15 Bryson Mazzone                     | 08:27 | 0-1   | 0-1  | 0-0 | 0        | 1     | 0  | 1  | 0  | 0      | 0  | FT%: 2.8% 25.0%                                      |  |
| 22 Bradley Ezevior                    | 09:55 | 3-5   | 0-0  | 0-2 | 2        | 1     | 3  | 0  | 1  | 6      | 0  | 1st FG%: 0.3% 0.0%                                   |  |
| 31 Wayne Bristol Jr.                  | 15:30 | 0-2   | 0-0  | 0-0 | 3        | 1     | 4  | 2  | 1  | 0      | 0  | 2nd FG%: 0.3% 6.7%                                   |  |
| 4 Denver Anglin                       | 09:25 | 0-0   | 0-0  | 0-0 | 0        | 0     | 0  | 0  | 0  | 0      | 0  | FT%: 38.6% 43.1%                                     |  |
| Team                                  |       | 1     | 0    | 1   | 0        | 1     | 0  | 1  | 0  | 0      | 0  | 1st FG%: 3.1% 16.7%                                  |  |
| Totals                                | 28-65 | 13-19 | 15   | 21  | 36       | 14    | 19 | 71 | 10 | 3      | 2  | 0 13 2 0 13  |  |
| Technical Fouls: NONE                 |       |       |      |     |          |       |    |    |    |        |    | Dead Ball Rebounds: 4.0                              |  |
| USC GEO                               |       |       |      |     |          |       |    |    |    |        |    |  |  |
| Biggest lead                          |       |       |      |     |          |       |    |    |    |        |    |  |  |
| Best Scoring Run                      |       |       |      |     |          |       |    |    |    |        |    |  |  |
| Lead Changes                          |       |       |      |     |          |       |    |    |    |        |    |  |  |
| Times Tied                            |       |       |      |     |          |       |    |    |    |        |    |  |  |
| Time with Lead                        |       |       |      |     |          |       |    |    |    |        |    |  |  |

GAME 9



Official Basketball Box Score - Final

Presbyterian at South Carolina

12/12/22 Colonial Life Arena, Columbia

2022-23 Men's Basketball

Game Time: 13:00 PM

Game Duration: 1:46

Officials: Jason Baler, Ron Gray, Michael Nix

Report: 59

| NO.   | NAME                | Min     | FG   |       | 3P    | FT  | Rebounds |    | Fouls |    | TP | AS | TO | ST | Blocks | BS | V+ | H+ |    |
|-------|---------------------|---------|------|-------|-------|-----|----------|----|-------|----|----|----|----|----|--------|----|----|----|----|
|       |                     |         | M    | A     |       |     | M        | A  | OR    | TR |    |    |    |    |        |    |    |    | PF |
| 13    | Tennell, Art Jr     | F 31:25 | 11   | 13    | 1-2   | 0-0 | 2        | 4  | 1     | 0  | 13 | 0  | 3  | 1  | 0      | 1  | 0  | 1  | 12 |
| 15    | Owen McCormack      | F 12:33 | 11   | 1     | 1-1   | 0-0 | 0        | 0  | 0     | 3  | 0  | 0  | 0  | 1  | 0      | 1  | 0  | 0  | 11 |
| 0     | Crosby James        | G 34:32 | 39   | 34    | 14-20 | 1-1 | 1        | 1  | 9     | 1  | 1  | 1  | 1  | 0  | 1      | 0  | 1  | 0  | 17 |
| 1     | Marquez Baker       | F 24:07 | 14   | 0     | 0-0   | 0-0 | 6        | 6  | 3     | 1  | 0  | 0  | 0  | 0  | 0      | 0  | 0  | 0  | 14 |
| 23    | Tweon Reddick-Rhine | G 38:57 | 24   | 35    | 1-3   | 1-3 | 1        | 4  | 3     | 7  | 3  | 0  | 3  | 0  | 0      | 0  | 0  | 0  | 9  |
| 4     | Winston Hill        | F 27:02 | 8    | 10    | 0-0   | 0-0 | 1        | 3  | 4     | 0  | 3  | 16 | 5  | 2  | 0      | 0  | 0  | 0  | 20 |
| 3     | Kobe Stewart        | F 23:13 | 2-2  | 14    | 0-0   | 0-2 | 2        | 0  | 2     | 0  | 5  | 2  | 1  | 0  | 1      | 0  | 1  | 0  | 13 |
|       |                     |         |      |       |       |     | 1        | 1  | 1     | 2  |    |    |    |    |        |    |    |    |    |
| Total |                     | 23:43   | 6-13 | 47-57 | 2-20  | 25  | 13       | 59 | 17    | 11 | 11 | 3  | 2  | 1  | 2      | 1  | 1  |    |    |

Shooting By Period

1st FG: 14-27 51.9%

2nd FG: 3-7 42.9%

3rd FG: 24 50%

4th FG: 10-19 52.6%

5th FG: 24 66.7%

6th FG: 2-3 33.3%

GMFG: 54-83 65.1%

FT%: 4-13 30.8%

FT%: 4-7 57.1%

Dead Ball Rebounds: 2.1

Report: 54

| NO.   | NAME                       | Min     | FG   |         | 3P  | FT  | Rebounds |    | Fouls |    | TP | AS | TO | ST | Blocks | BS | V+ | H+ |    |
|-------|----------------------------|---------|------|---------|-----|-----|----------|----|-------|----|----|----|----|----|--------|----|----|----|----|
|       |                            |         | M    | A       |     |     | M        | A  | OR    | TR |    |    |    |    |        |    |    |    | PF |
| 10    | Hyden Brown                | F 35:18 | 6-11 | 24      | 0-0 | 0-0 | 3        | 3  | 1     | 4  | 14 | 3  | 1  | 0  | 0      | 0  | 0  | 0  | 11 |
| 23    | Gingery "GQ" Jackson III   | F 33:55 | 6-12 | 26      | 4-6 | 1   | 4        | 5  | 4     | 18 | 0  | 0  | 0  | 0  | 0      | 0  | 0  | 0  | 3  |
| 1     | Bergeron Benjamin-Venkovic | F 08:52 | 24   | 0       | 0   | 0   | 2        | 1  | 0     | 0  | 4  | 3  | 1  | 0  | 1      | 0  | 0  | 0  | 6  |
| 2     | Chico Carter Jr            | G 36:28 | 24   | 24      | 0-0 | 2-2 | 1        | 1  | 1     | 6  | 0  | 1  | 2  | 0  | 1      | 0  | 0  | 9  |    |
| 1     | Markee Johnson             | G 37:56 | 7-17 | 24      | 0-0 | 0-0 | 2        | 4  | 1     | 0  | 0  | 0  | 0  | 0  | 1      | 1  | 0  | 16 |    |
| 33    | Joey Gray                  | F 20:08 | 1-2  | 0       | 0   | 0-0 | 3        | 4  | 7     | 3  | 1  | 0  | 1  | 0  | 1      | 0  | 1  | 16 |    |
| 1     | Jacob Wright               | 23:36   | 3-5  | 0       | 0   | 0   | 0        | 0  | 0     | 1  | 6  | 0  | 0  | 0  | 0      | 0  | 0  | 15 |    |
| 4     | David Cooper Jr            | G 22:59 | 0-0  | 0-0     | 0-0 | 0-0 | 0        | 0  | 1     | 0  | 3  | 0  | 0  | 0  | 0      | 0  | 0  | 0  |    |
|       |                            |         |      |         |     |     | 0        | 1  | 1     | 0  |    |    |    |    |        |    |    |    |    |
| Total |                            | 27:55   | 8-22 | 110-130 | 9   | 25  | 13       | 58 | 10    | 6  | 5  | 2  | 2  | 1  | 2      | 1  | 1  |    |    |

Shooting By Period

1st FG: 15-27 55.6%

2nd FG: 4-14 28.6%

3rd FG: 12-28 42.9%

4th FG: 44 100%

5th FG: 27-55 49.1%

6th FG: 5-6 83.3%

7th FG: 6-10 60.0%

GMFG: 110-130 84.6%

FT%: 0-0 0%

FT%: 0-0 0%


Dead Ball Rebounds: 2.2

Report: 56

| PRE           | TH | USC   | Points from Turnovers | PRE           | USC | Period By Period Scoring |     |     |
|---------------|----|-------|-----------------------|---------------|-----|--------------------------|-----|-----|
|               |    |       |                       |               |     | 1st                      | 2nd | 3rd |
| 3             | 12 | 17    | 10                    | 14            | 14  | 21                       | 27  | 27  |
| 1             | 1  | 0     | 46                    | 14            | 2   | 6                        | 21  |     |
| Lead Changes: |    | 4     |                       | Second Chance |     | 4                        |     |     |
| Time Tied:    |    | 0     |                       | Fast Breaks:  |     | 4                        |     |     |
| Time in Lead  |    | 07:13 |                       | Bench         |     | 21                       |     |     |
| Total         |    | 27:55 |                       | USC           |     | 37                       |     |     |



**GAME 10**  
Birmingham, Ala.  
Bartow Arena  
Dec. 14, 2022  
*Gregory "GG" Jackson II led South Carolina with 20 points, 15 coming in the second half*



**GAME 11**  
Greenville, S.C.  
Bon Secours Wellness Arena  
Dec. 17, 2022  
*Hayden Brown led South Carolina with 15 points in tough shooting day for the team*



**GAME 12**  
Columbia, S.C.  
Colonial Life Arena  
Dec. 22, 2022  
*Sophomore guard had 15 points in the first half, going 6-of-11 from downtown*

**BIRMINGHAM, Ala.** – UAB's sixth ranked scoring offense (87.9 ppg) held suit as the Blazers (8-2) defeated South Carolina (5-5), 84-70, Wednesday night at Bartow Arena.

The Blazers led 24-20 at the 8:21 mark in the opening half and closed the half on an 18-8 run to take a 14-point lead at the break, 42-28. The Gamecocks would pull within 11 early in the half but could not get over the hump and get it to single digits.

UAB out-rebounded Carolina 22-11 in the second half and held a 19-12 advantage in second chance points and 40-26 edge in points in the paint for the game.

The Gamecocks shot it well in the second half at 51.6 percent (16-for-31), but couldn't get the stops the team needed on the defensive end of the floor.

Carolina's game in Birmingham tonight was the team's first since Feb. 8, 1986.

**GREENVILLE, S.C.** – South Carolina (5-6) fell 64-56 to East Carolina (8-4) on Saturday in the inaugural Greenville Winter Invitational. The Pirates started the game on a 12-0 run and led by 19 at the half.

The Gamecocks battled back in the second half however, going on a 15-2 run to pull within seven, 44-37, at the 11:07 mark. Carolina would cut it to seven again, 53-46, with 4:01 to go but could not get the deficit trimmed beyond that as ECU had a quick 5-0 spurt thanks to RJ Felton that pushed its lead to 12 with 1:50 on the clock.

Carolina shot 48.3 percent (14-for-29) in the second half but was plagued by a poor shooting performance in half one (26.9 percent, 7-for-26). The Gamecocks were just 6-for-24 (25.0 percent) from behind the arc.

Graduate transfer Hayden Brown (15), sophomore Meechie Johnson (13) and freshman Gregory "GG" Jackson II (13) scored in double figures for the Gamecocks. The rest of the team scored just four points and went 6-for-19 (31.6 percent) from the field.

Felton scored a game-high 21 points on 8-of-13 shooting. Javon Small was the only other player in double figures for the Pirates with 12 points.

**COLUMBIA, S.C. (AP)** — Meechie Johnson hit six 3-pointers and finished with 25 points — both career bests — and freshman Gregory Jackson II added 12 points and a season-high 16 rebounds to help South Carolina beat Western Kentucky 65-58 Thursday night.

Hayden Brown scored 11 points but shot just 3 of 11 from the field and 0 for 6 from 3-point range for South Carolina (6-6). The Gamecocks shot 34% (22 of 64) from the field and made just 12 of 25 (48%) from the free-throw line but hit nine 3-pointers and outrebounded Western Kentucky 51-31.

Emmanuel Akot hit a 3-pointer that capped an 9-0 run and gave Western Kentucky a 49-44 lead midway through the second half but the Hilltoppers went without a made field goal for the next 7-plus minutes. Jacobi Wright answered with a 3 and Johnson hit another in a 15-2 spurt that culminated when Johnson converted a traditional three-point play that gave South Carolina a 10-point lead with 2:15 remaining.

Dayvon McKnight scored 28 points with eight rebounds and three steals for Western Kentucky (8-3). The 6-foot-1 junior was 10-of-16 shooting — 0 for 5 from 3-point range — and is averaging 28.3 points on 61.8% shooting over the last three games.

The Hilltoppers shot 36% (20 of 55), made just 3 of 22 (14%) behind the arc and hit 15 of 25 from the foul line.

Jamarion Sharp scored six points before Luke Frampton hit a 3-pointer to cap Western Kentucky's 11-2 opening run as the Gamecocks made just one of their first 10 field-goal attempts. Johnson hit two 3-pointers and Chico Carter Jr. added another 3 as South Carolina responded with a 12-2 spurt to take a 14-13 lead with 12 minutes left in the first half.

The Hilltoppers, who had their five-game win streak snapped with a 93-84 loss at Louisville on Dec. 14, have lost back-to-back games for the first time this season.

## GAME 10

| Official Basketball Box Score - Final             |       |       |       |       |          |       |    |    |    |    |        |    |    |     |
|---|-------|-------|-------|-------|----------|-------|----|----|----|----|--------|----|----|-----|
| South Carolina at UAB                             |       |       |       |       |          |       |    |    |    |    |        |    |    |     |
| 121432 Bartow Arena, Birmingham                   |       |       |       |       |          |       |    |    |    |    |        |    |    |     |
| 2022-23 NCAA Basketball                           |       |       |       |       |          |       |    |    |    |    |        |    |    |     |
| Officials: Claude Pook, John Hampton, Todd Austin |       |       |       |       |          |       |    |    |    |    |        |    |    |     |
| Game Time: 5:00 PM                                |       |       |       |       |          |       |    |    |    |    |        |    |    |     |
| Game Duration: 1:57                               |       |       |       |       |          |       |    |    |    |    |        |    |    |     |
| Attendance: 5,158                                 |       |       |       |       |          |       |    |    |    |    |        |    |    |     |
| South Carolina - 70                               |       |       |       |       |          |       |    |    |    |    |        |    |    |     |
| Record: 5-5                                       |       |       |       |       |          |       |    |    |    |    |        |    |    |     |
| Shooting By Period                                |       |       |       |       |          |       |    |    |    |    |        |    |    |     |
| 1st 2nd 3rd 4th Total                             |       |       |       |       |          |       |    |    |    |    |        |    |    |     |
| NO. Name  | Min   | FG    | 3P    | FT    | Rebounds | Fouls | TP | AS | TO | ST | Blocks | PF | BS | BA  |
| 10 Hayden Brown                                   | 36:24 | 5-12  | 1-5   | 2-4   | 0 4 4    | 5     | 3  | 13 | 1  | 1  | 0      | 2  | 14 |     |
| 23 Gregory "GG" Jackson II                        | 36:16 | 7-17  | 3-8   | 3-4   | 0 0 3    | 3     | 2  | 20 | 1  | 5  | 0      | 2  | 0  | 19  |
| 31 Benjamin Bosmans-Verdort                       | 23:19 | 2-5   | 0-0   | 1-1   | 3 2 5    | 1     | 5  | 2  | 0  | 1  | 0      | 1  | 1  | 6   |
| 2 Chico Carter, Jr.                               | 32:05 | 4-7   | 4-4   | 1-2   | 0 1 1    | 1     | 2  | 13 | 1  | 1  | 0      | 0  | 1  | 16  |
| 5 Meechie Johnson                                 | 31:24 | 5-12  | 2-6   | 1-2   | 3 5 2    | 3     | 13 | 7  | 1  | 3  | 0      | 0  | 0  | 0   |
| 33 Josh Gray                                      | 13:38 | 0-1   | 0-0   | 0-0   | 2 5 7    | 3     | 0  | 0  | 2  | 1  | 0      | 2  | 9  | 7   |
| 1 Jacob Wright                                    | 19:51 | 3-7   | 0-2   | 0-0   | 1 1 2    | 3     | 0  | 6  | 0  | 2  | 0      | 0  | 0  | 13  |
| 44 Ford Cooper Jr.                                | 07:03 | 0-0   | 0-0   | 0-0   | 0 2 2    | 1     | 1  | 0  | 1  | 0  | 0      | 0  | 0  | 5   |
| Team  |       |       |       |       | 3 2 5    | 0     | 1  |    |    |    |        |    |    |     |
| Totals  | 29:41 | 10:25 | 16:13 | 12:20 | 32       | 17    | 13 | 70 | 15 | 14 | 4      | 4  | 4  | 114 |
| Technical Fouls: NONE                             |       |       |       |       |          |       |    |    |    |    |        |    |    |     |
| UAB - 84  |       |       |       |       |          |       |    |    |    |    |        |    |    |     |
| Record: 8-2                                       |       |       |       |       |          |       |    |    |    |    |        |    |    |     |
| Shooting By Period                                |       |       |       |       |          |       |    |    |    |    |        |    |    |     |
| 1st 2nd 3rd 4th Total                             |       |       |       |       |          |       |    |    |    |    |        |    |    |     |
| NO. Name  | Min   | FG    | 3P    | FT    | Rebounds | Fouls | TP | AS | TO | ST | Blocks | PF | BS | BA  |
| 5 KJ Butler                                       | 34:29 | 10-15 | 1-2   | 4-4   | 5 3 8    | 2     | 25 | 1  | 3  | 2  | 1      | 1  | 1  | 19  |
| 18 Ty Brewer                                      | 28:24 | 2-6   | 0-1   | 0-0   | 1 3 4    | 1     | 0  | 4  | 2  | 2  | 0      | 0  | 0  | 4   |
| 25 Trey Jamison                                   | 24:04 | 0-6   | 0-0   | 3-4   | 5 2 7    | 2     | 3  | 0  | 1  | 1  | 3      | 1  | 15 |     |
| 4 Eric Gaines                                     | 30:01 | 7-13  | 2-4   | 3-3   | 1 4 5    | 3     | 19 | 3  | 1  | 0  | 0      | 0  | 9  |     |
| 10 Jordan Walker                                  | 34:23 | 6-16  | 5-12  | 5-5   | 1 2 3    | 0     | 4  | 22 | 7  | 1  | 0      | 0  | 1  | 19  |
| 0 Jaden Davis                                     | 15:56 | 3-5   | 0-0   | 1-1   | 1 2 3    | 2     | 7  | 2  | 1  | 0  | 0      | 1  | 1  |     |
| 2 Ledarius Brown                                  | 17:21 | 2-6   | 0-1   | 0-0   | 0 5 5    | 2     | 1  | 4  | 1  | 0  | 2      | 0  | 0  | 11  |
| 24 Eltem Johnson                                  | 09:17 | 0-0   | 0-0   | 0-0   | 0 0 0    | 0     | 0  | 0  | 0  | 0  | 0      | 0  | 0  | 6   |
| 3 Tavin Lovan                                     | 05:05 | 0-0   | 0-0   | 0-0   | 0 1 1    | 1     | 1  | 0  | 0  | 0  | 0      | 0  | 0  | 0   |
| Team  |       |       |       |       | 3 2 5    | 0     | 1  |    |    |    |        |    |    |     |
| Totals  | 30:47 | 8:20  | 16:17 | 17:24 | 41       | 13    | 17 | 84 | 16 | 12 | 6      | 4  | 4  | 114 |
| Technical Fouls: NONE                             |       |       |       |       |          |       |    |    |    |    |        |    |    |     |
| Biggest lead                                      |       |       |       |       |          |       |    |    |    |    |        |    |    |     |
| 0 (1st 16:20) 23 (2nd 3:49)                       |       |       |       |       |          |       |    |    |    |    |        |    |    |     |
| Best Scoring Run                                  |       |       |       |       |          |       |    |    |    |    |        |    |    |     |
| 8 (1st 14:55) 10 (1st 18:30)                      |       |       |       |       |          |       |    |    |    |    |        |    |    |     |
| Lead Changes                                      |       |       |       |       |          |       |    |    |    |    |        |    |    |     |
| 0   |       |       |       |       |          |       |    |    |    |    |        |    |    |     |
| Times Tied  |       |       |       |       |          |       |    |    |    |    |        |    |    |     |
| 1   |       |       |       |       |          |       |    |    |    |    |        |    |    |     |
| Time with Lead                                    |       |       |       |       |          |       |    |    |    |    |        |    |    |     |
| 00:00 38:48                                       |       |       |       |       |          |       |    |    |    |    |        |    |    |     |

## GAME 11

| Official Basketball Box Score - Final                 |                |       |                |       |                       |       |    |    |    |    |        |    |    |    | Game Time: 2:00 PM |  |
|---|----------------|-------|----------------|-------|-----------------------|-------|----|----|----|----|--------|----|----|----|--------------------|--|
| East Carolina at South Carolina                       |                |       |                |       |                       |       |    |    |    |    |        |    |    |    |                    |  |
| 121722 Bon Secours Wellness Arena, Greenville, S.C.   |                |       |                |       |                       |       |    |    |    |    |        |    |    |    |                    |  |
| 2022 Greenville Winter Invitational                   |                |       |                |       |                       |       |    |    |    |    |        |    |    |    |                    |  |
| Officials: Jeremy Mosier, James Barker, Davis Maxwell |                |       |                |       |                       |       |    |    |    |    |        |    |    |    |                    |  |
| Game Time: 2:00 PM                                    |                |       |                |       |                       |       |    |    |    |    |        |    |    |    |                    |  |
| Game Duration: 1:55                                   |                |       |                |       |                       |       |    |    |    |    |        |    |    |    |                    |  |
| Attendance: 1,183                                     |                |       |                |       |                       |       |    |    |    |    |        |    |    |    |                    |  |
| East Carolina - 64                                    |                |       |                |       |                       |       |    |    |    |    |        |    |    |    |                    |  |
| Record: 8-4   |                |       |                |       |                       |       |    |    |    |    |        |    |    |    |                    |  |
| Shooting By Period                                    |                |       |                |       |                       |       |    |    |    |    |        |    |    |    |                    |  |
| 1st 2nd 3rd 4th Total                                 |                |       |                |       |                       |       |    |    |    |    |        |    |    |    |                    |  |
| NO. Name  | Min            | FG    | 3P             | FT    | Rebounds              | Fouls | TP | AS | TO | ST | Blocks | PF | BS | BA |                    |  |
| 2 Ezra Asuer  | 22:20          | 3-3   | 0-0            | 2-4   | 1 3 4                 | 3     | 3  | 8  | 0  | 1  | 4      | 1  | 0  | 11 |                    |  |
| 23 Brandon Johnson                                    | 38:17          | 2-6   | 2-6            | 0-1   | 1 4 5                 | 3     | 2  | 6  | 1  | 2  | 0      | 0  | 0  | 10 |                    |  |
| 3 RJ Felton   | 32:38          | 8-13  | 3-6            | 2-2   | 0 1 1                 | 2     | 1  | 21 | 3  | 1  | 3      | 0  | 0  | 7  |                    |  |
| 5 Benjamin Boyles                                     | 16:03          | 2-5   | 1-4            | 4-5   | 0 0 0                 | 0     | 2  | 9  | 0  | 0  | 0      | 0  | 0  | 7  |                    |  |
| 12 Javon Small  | 36:51          | 5-11  | 2-5            | 0-0   | 0 4 4                 | 4     | 1  | 12 | 6  | 4  | 0      | 0  | 0  | 7  |                    |  |
| 21 Jaden Walker                                       | 31:46          | 2-6   | 1-1            | 1-2   | 2 5 7                 | 2     | 2  | 6  | 3  | 0  | 0      | 0  | 1  | 4  |                    |  |
| 24 Ludy Debat   | 08:35          | 0-0   | 0-0            | 1-2   | 0 3 3                 | 2     | 3  | 1  | 1  | 3  | 0      | 0  | 0  | 2  |                    |  |
| 11 Valentino Pinedo                                   | 07:23          | 0-0   | 0-0            | 1-2   | 0 0 0                 | 0     | 1  | 1  | 0  | 0  | 0      | 0  | 0  | 8  |                    |  |
| 1 Kaleb LaCourt                                       | 04:07          | 0-0   | 0-0            | 0-0   | 0 0 0                 | 0     | 0  | 0  | 0  | 0  | 0      | 0  | 0  | 0  |                    |  |
| Team  |                |       |                |       | 1 3 4                 | 0     | 0  |    |    |    |        |    |    |    |                    |  |
| Totals  | 22:44          | 10:22 | 11:20          | 15:23 | 28                    | 16    | 15 | 64 | 14 | 11 | 6      | 1  | 1  | 8  |                    |  |
| Technical Fouls: Johnson 1st 10:39                    |                |       |                |       |                       |       |    |    |    |    |        |    |    |    |                    |  |
| South Carolina - 56                                   |                |       |                |       |                       |       |    |    |    |    |        |    |    |    |                    |  |
| Record: 5-6   |                |       |                |       |                       |       |    |    |    |    |        |    |    |    |                    |  |
| Shooting By Period                                    |                |       |                |       |                       |       |    |    |    |    |        |    |    |    |                    |  |
| 1st 2nd 3rd 4th Total                                 |                |       |                |       |                       |       |    |    |    |    |        |    |    |    |                    |  |
| NO. Name  | Min            | FG    | 3P             | FT    | Rebounds              | Fouls | TP | AS | TO | ST | Blocks | PF | BS | BA |                    |  |
| 10 Hayden Brown                                       | 26:52          | 6-11  | 0-3            | 3-3   | 2 3 5                 | 2     | 4  | 15 | 3  | 0  | 0      | 0  | 0  | 8  |                    |  |
| 37 "Gabe" "Gig" Jackson Jr                            | 31:42          | 5-14  | 2-6            | 1 3   | 1 4 5                 | 5     | 4  | 23 | 9  | 2  | 2      | 0  | 0  | 8  |                    |  |
| 31 Benjamin Bosman-Fennell                            | 15:53          | 2-3   | 0-0            | 2-2   | 1 3 4                 | 1     | 2  | 9  | 0  | 1  | 0      | 1  | 0  | 5  |                    |  |
| 2 Ocho Carter, Jr.                                    | 02:15          | 2-7   | 1-4            | 0-0   | 1 1                   | 1     | 2  | 2  | 0  | 1  | 0      | 1  | 0  | 14 |                    |  |
| 5 Meechie Johnson                                     | 08:16          | 4-11  | 3-8            | 2-2   | 0 1 1                 | 0     | 0  | 0  | 0  | 0  | 0      | 0  | 0  | 8  |                    |  |
| 13 Jacob Wright                                       | 30:23          | 1-5   | 0-0            | 1-0   | 1 0 1                 | 1     | 1  | 1  | 2  | 0  | 1      | 0  | 0  | 2  |                    |  |
| 33 Josh Gray  | 17:21          | 1-2   | 0-0            | 0-1   | 4 3 7                 | 3     | 1  | 2  | 0  | 1  | 0      | 1  | 0  | 2  |                    |  |
| 12 Zachary Davis                                      | 02:47          | 0-0   | 0-0            | 1-1   | 0 0 1                 | 0     | 0  | 0  | 0  | 1  | 0      | 0  | 0  | 1  |                    |  |
| 24 Anthony Perkins-Sanford                            | 03:41          | 0-0   | 0-0            | 0-0   | 0 0 0                 | 0     | 0  | 0  | 0  | 0  | 0      | 0  | 0  | 0  |                    |  |
| 44 Ford Cooper, Jr.                                   | 01:09          | 0-0   | 0-0            | 0-0   | 0 0 0                 | 0     | 0  | 0  | 0  | 0  | 0      | 0  | 0  | 5  |                    |  |
| Team  |                |       |                |       | 4 1 5                 | 0     | 0  |    |    |    |        |    |    |    |                    |  |
| Totals  | 21:55          | 26:42 | 16:13          | 15:20 | 23                    | 30    | 15 | 16 | 5  | 12 | 5      | 1  | 1  | 8  |                    |  |
| Technical Fouls: NONE                                 |                |       |                |       |                       |       |    |    |    |    |        |    |    |    |                    |  |
| Period by Period Scoring                              |                |       |                |       |                       |       |    |    |    |    |        |    |    |    |                    |  |
| 1st 2nd 3rd 4th Total                                 |                |       |                |       |                       |       |    |    |    |    |        |    |    |    |                    |  |
| Biggest Lead  | 21 (1st 14:56) |       | 15 (1st 15:00) |       | Points from Turnovers |       | 16 | 6  |    |    |        |    |    |    |                    |  |
| Best Scoring Run                                      | 12 (1st 14:56) |       | 15 (1st 15:00) |       | Paint                 |       | 22 | 26 |    |    |        |    |    |    |                    |  |
| Lead Changes  | 0              |       | 2              |       | Second Chance         |       | 4  | 16 |    |    |        |    |    |    |                    |  |
| Times Tied  | 0              |       | 0              |       | Fast Breaks           |       | 0  | 0  |    |    |        |    |    |    |                    |  |
| Time with Lead  | 38:38          |       | 00:00          |       | Bench                 |       | 8  | 4  |    |    |        |    |    |    |                    |  |





Both teams were coming off lopsided losses to top-10 teams, Kentucky falling to Alabama 78-52 and South Carolina losing to Tennessee 85-42. But only the Gamecocks responded at the start, taking a 21-6 lead in the first seven minutes and a 42-32 halftime edge after shooting 57% with Johnson scoring 16 points.

Texas A&M snapped a six-game losing streak to South Carolina. The last five losses to the Gamecocks have been by double-digits.

Texas A&M knocked off Florida 66-63 on the road on Jan. 4 for the program's first-ever win at Gainesville and plays host for the rematch Wednesday in College Station. South Carolina plays host to Ole Miss Tuesday.

It was the first SEC win for Ole Miss (9-9, 1-5) since beating Georgia on Feb. 19 before losing its final four conference games last season.

Murrell scored 16 of his points in the second half, including 3-pointers on back-to-back possessions to extend the Ole Miss lead to 55-42 with 4:16 left. He finished two points shy of his season high.



Freshman Amaree Abram added eight points and James White, making his second career start, had seven points for Ole Miss, which plays No. 25 Arkansas on Saturday.

Ole Miss led 30-20 at the break after holding South Carolina to 30% shooting. The Gamecocks went seven-plus minutes without making a field goal and closed the half making just two of their final 14 shots.

Ole Miss went on a 10-0 run in the second half, with five straight points from TJ Caldwell, to take a 45-31 lead with 11 minutes left.

Star freshman Gregory Jackson II scored 15 points on 5-of-20 shooting and Chico Carter Jr. added 12 points for South Carolina (8-10, 1-4). The Gamecocks shot 37% from the field and were out-rebounded 43-31.

**GAME 18**[illegible]

|   |           |   |
|---|-----------|---|
|  | <b>66</b> | <b>GAME 19</b><br><hr/> Columbia, S.C.<br>Colonial Life Arena<br>Jan. 21, 2023<br><i>Jackson scores career-high 30 ; first 30-point game for a Gamecock freshman since 2010</i> |
|  | <b>81</b> |   |

**COLUMBIA, S.C. (AP)** — Johni Broome had a season-high 27 points and 11 rebounds as No. 16 Auburn took control late in the opening half to run past struggling South Carolina 81-66 on Saturday.

Broome's performance helped the Tigers to their fifth straight win and offset a career-best 30 points from Gamecocks' freshman Gregory "GG" Jackson II.

The 6-foot-10 Broome took full advantage of South Carolina's undersized interior for the Tigers (16-3, 6-1 Southeastern Conference).

He hit 12 of his 17 shots in 30 minutes for his sixth double-double this season and fifth against an SEC opponent.

Auburn got out in front early, but the Gamecocks (8-11, 1-5) were still in the game despite shooting less than 20% from the floor and not hitting a field goal for more than five minutes in the first half. That's when the Tigers closed the half with a 12-3 run and eventually led by as many as 26 points in the final 20 minutes.


The Gamecocks finished a three-game homestand with three double-digit losses, all after a stunning win over Kentucky at Rupp Arena on Jan. 10. South Carolina has not led any SEC home game at any point this season.

Wendell Green Jr. had 16 points and Jaylin Williams had 12 for Auburn.

Meechie Johnson was South Carolina's only other player in double figures with 11 points.

**GAME 19**

<



60

81

**GAME 20**

---

Gainesville, Fla.  
 Exactech Arena  
 Jan. 25, 2023

*Gray, Jackson II both have double-doubles to lead Carolina*

**GAINESVILLE, Fla.** – Florida won for the fifth time in its last six SEC games Wednesday night, defeating South Carolina, 81-60. The Gators star big man, Colin Castleton, led the team with 18 points thanks to an efficient 7-of-10 shooting night on the team's home floor. Florida shot 47.0 percent (31-for-66) for the game.

The Gamecocks shot just 36.7 percent (22-of-60). It marked the team's fifth time shooting below 40 percent in seven conference games played this season.

Carolina trailed by just eight at the break, 34-26, as the team's exchanged buckets on both ends of the floor for portions of the opening 20 minutes. Junior forward Josh Gray was effective for the Gamecocks with seven points and five rebounds in the first half.

Florida used a 12-2 run to open up the second half that pushed its lead to 16, 46-30, with 16:30 to go. Carolina would cut it to 11 but 2 minutes later but the Gators used another big run to extend the lead to 25, 62-37, with just over 10 minutes to go.

Florida turned 15 Gamecock turnovers into 16 points and also scored 21 fastbreak points to Carolina's three.

Four of the Gators' starters scored in double figures alongside Castleton. They also got 15 points off the bench from Kowacie Reeves, who knocked down a trio of 3s.

Gray (11 points and 13 rebounds) and freshman forward Gregory "GG" Jackson II (20 points and 10 rebounds) each finished with a double-double for South Carolina. It marks the first time two Gamecocks had a double-double in the same game since Maik Kotsar and Keyshawn Bryant on Feb. 26, 2020 vs. Georgia in Columbia.

**GAME 20**

Official Basketball Box Score - Final

201/25/25 Exchange Area at Stephen C. O'Connor Center, Gainesville

201/25/25 Main Basketball

Game Time: 7:30 PM

Game Duration: 2:00

Attendance: 7,831

Officials: Tony Green, Owen Short, Keith Roberts

South Carolina - 69

Record: 9-12 (3-14)

Shooting By Period

|     |     |       |       |
|-----|-----|-------|-------|
| 1st | 50% | 10/20 | 34.5% |
| 2nd | 39% | 3/10  | 30.0% |
| 3rd | 33% | 3/9   | 33.3% |
| 4th | 40% | 10/21 | 38.7% |
| 5th | 39% | 2/4   | 50.0% |
| 6th | 87% | 8/6   | 80%   |
| 7th | 51% | 5/14  | 35.7% |
| 8th | 71% | 11/17 | 57.9% |

Dead Ball Rebounds: 4-0

| NO. Name                     | Min   | FG    | 3PT  | FT    | Rebounds | OR | DR | TO | Fouls | PF | AS | TS | Blocks | BB | A+   |
|------------------------------|-------|-------|------|-------|----------|----|----|----|-------|----|----|----|--------|----|------|
| 10 Hayden Bonner             | 28:59 | 1/3   | 0/1  | 0/0   | 2        | 1  | 1  | 0  | 0     | 2  | 0  | 3  | 1      | 0  | 1-12 |
| 23 Gregory "GG" Jackson II   | 31:42 | 7/18  | 3/13 | 5/8   | 2        | 8  | 10 | 1  | 1     | 20 | 2  | 2  | 1      | 1  | 1-21 |
| 1 Jacob Wright               | 02:51 | 1/7   | 0/1  | 0/0   | 1        | 1  | 1  | 0  | 0     | 2  | 2  | 2  | 0      | 1  | 1-13 |
| 2 Chico Carter, Jr.          | 31:08 | 5/28  | 5/23 | 0/0   | 2        | 2  | 2  | 0  | 1     | 2  | 0  | 1  | 0      | 1  | 1-9  |
| 5 Meesche Johnson            | 02:55 | 1/7   | 1-4  | 0/0   | 1        | 1  | 0  | 2  | 0     | 3  | 3  | 1  | 0      | 1  | 3-25 |
| 33 Joah Gray                 | 20:59 | 4/8   | 0/0  | 5/7   | 5        | 8  | 13 | 3  | 1     | 11 | 0  | 0  | 0      | 1  | 1-12 |
| 14 Ed Spangenberg            | 15:50 | 0/1   | 0/1  | 2/2   | 1        | 3  | 3  | 2  | 1     | 2  | 2  | 2  | 0      | 1  | 1-8  |
| 31 Benjamin Bosmans-Vendorik | 09:28 | 0/1   | 0/0  | 0/0   | 1        | 1  | 1  | 0  | 0     | 5  | 3  | 0  | 1      | 1  | 1-9  |
| 30 Daniel Hawkins-Sanford    | 09:14 | 2/3   | 0/0  | 0/0   | 1        | 1  | 2  | 0  | 0     | 1  | 0  | 1  | 0      | 0  | 0-5  |
| 44 Ford Cooper Jr.           | 08:11 | 1/1   | 1-1  | 0/0   | 0        | 2  | 2  | 1  | 0     | 3  | 3  | 1  | 1      | 0  | 0-8  |
| 4 The Vaughn Minott          | 03:38 | 0/0   | 0/0  | 1-2   | 0        | 1  | 1  | 0  | 1     | 1  | 0  | 1  | 0      | 0  | 0-5  |
| 14 Ed Spangenberg            | 02:47 | 0/0   | 0/0  | 0/0   | 0        | 2  | 2  | 0  | 0     | 0  | 0  | 0  | 0      | 0  | 1-1  |
| 21 JaVon Benson              | 02:47 | 0/2   | 0/0  | 0/0   | 0        | 1  | 1  | 0  | 0     | 0  | 0  | 0  | 1      | 0  | 1-1  |
| Team                         |       |       |      |       | 2        | 3  | 5  | 0  |       |    |    |    |        |    |      |
| Totals                       |       | 22/60 | 5/14 | 11/19 | 13       | 45 | 16 | 15 | 10    | 60 | 8  | 15 | 5      | 4  | 9-21 |

Technical Fouls: Davis 2/10/14

Florida - 81

Record: 12-5 (3-9)

Shooting By Period



|     |     |       |       |
|-----|-----|-------|-------|
| 1st | 50% | 10/20 | 34.5% |
| 2nd | 39% | 3/10  | 30.0% |
| 3rd | 33% | 3/9   | 33.3% |
| 4th | 40% | 10/21 | 38.7% |
| 5th | 39% | 2/4   | 50.0% |
| 6th | 87% | 8/6   | 80%   |
| 7th | 51% | 5/14  | 35.7% |
| 8th | 71% | 11/17 | 57.9% |

Dead Ball Rebounds: 1-0

| NO. Name            | Min   | FG    | 3PT  | FT    | Rebounds | OR | DR | TO | Fouls | PF | AS | TS | Blocks | BB | A+   |
|---------------------|-------|-------|------|-------|----------|----|----|----|-------|----|----|----|--------|----|------|
| 12 Colin Castleton  | 21:55 | 7/10  | 0/1  | 4/5   | 1        | 0  | 1  | 3  | 3     | 4  | 8  | 3  | 2      | 0  | 4-27 |
| 10 Myron Jones      | 02:10 | 3/10  | 0/3  | 5/3   | 3        | 3  | 7  | 10 | 1     | 2  | 0  | 0  | 1      | 0  | 1-13 |
| 5 Will Rich         | 07:28 | 2/9   | 2/7  | 4/4   | 1        | 1  | 6  | 7  | 0     | 5  | 10 | 1  | 1      | 1  | 1-28 |
| 11 Kyle Loftis      | 30:13 | 5/17  | 0/2  | 0/0   | 0        | 1  | 10 | 10 | 0     | 3  | 3  | 0  | 0      | 0  | 0-24 |
| 14 Riley Kuyk       | 06:22 | 6/9   | 2/4  | 0/2   | 0        | 1  | 1  | 2  | 1     | 4  | 0  | 0  | 0      | 0  | 3-3  |
| 14 Kowalew Reeves   | 21:18 | 5/12  | 0/1  | 0/1   | 0        | 4  | 4  | 0  | 1     | 16 | 0  | 0  | 1      | 2  | 1-11 |
| 33 Jason Jacobch    | 14:48 | 2/4   | 0/2  | 1/2   | 0        | 2  | 2  | 5  | 1     | 5  | 1  | 0  | 1      | 0  | 2-3  |
| 2 Trey Bonham       | 12:31 | 0/3   | 0/2  | 0/0   | 0        | 3  | 3  | 0  | 0     | 0  | 4  | 0  | 1      | 0  | 1-3  |
| 4 Nels Lane         | 05:30 | 0/0   | 0/0  | 0/0   | 0        | 0  | 0  | 5  | 0     | 1  | 0  | 0  | 0      | 0  | 0-6  |
| 13 Alexi Spatznyk   | 02:12 | 0/1   | 0/1  | 0/0   | 0        | 0  | 0  | 0  | 0     | 0  | 0  | 0  | 0      | 0  | 0-1  |
| 10 Darcel Abderdayn | 01:58 | 0/1   | 0/0  | 0/0   | 0        | 0  | 0  | 0  | 0     | 0  | 0  | 1  | 0      | 0  | 0-1  |
| 23 Jack May         | 00:52 | 0/0   | 0/0  | 0/0   | 0        | 0  | 0  | 0  | 0     | 0  | 0  | 0  | 0      | 0  | 0-3  |
| 21 Alexi Katsky     | 00:52 | 0/0   | 0/0  | 0/0   | 0        | 0  | 0  | 0  | 0     | 0  | 0  | 0  | 0      | 0  | 0-3  |
| Team                |       |       |      |       | 1        | 2  | 3  |    |       |    |    |    |        |    |      |
| Totals              |       | 31/66 | 7/27 | 12/17 | 8        | 30 | 16 | 15 | 21    | 5  | 21 | 5  | 10     | 9  | 4-21 |

Technical Fouls: Lane 2/10/14

|                  | SC      | UF         | Points from   | SC | UF | Time by Period Scoring |     |     |     |
|------------------|---------|------------|---------------|----|----|------------------------|-----|-----|-----|
|                  |         |            | Turnovers     | 4  | 16 | 1st                    | 2nd | 3rd | 4th |
| Best Scoring Run | 8/22/21 | 10/22/63/4 | Paint         | 26 | 40 |                        |     |     |     |
| Lead Changes     | 0       | 0          | Second Chance | 21 | 7  | SC                     | 25  | 34  | 30  |
| Time Tied        | 2       | 2          | Fast Breaks   | 3  | 21 |                        |     |     |     |
| Time with Lead   | 00:00   | 38:30      | Bench         | 21 | 20 | UF                     | 34  | 47  | 81  |

|   |           |  |
|---|-----------|--|
|  | <b>78</b> | <p><b>GAME 21</b></p> <hr/> <p>Athens, Ga.<br/>           Stegeman Coliseum<br/>           Jan. 28, 2023</p> <p><i>Bulldogs snapped a 12-game losing streak to the Gamecocks that dated back to Jan. 4, 2017</i></p> |
|  | <b>81</b> |  |

**ATHENS, Ga.** — Kario Oquendo scored all eight of Georgia's overtime points and the Bulldogs beat South Carolina 81-78 on Saturday, snapping a 12-game losing streak to the Gamecocks.

Jacobi Wright hit a 3-pointer to give the Gamecocks (8-13, 1-7 SEC) a two-point lead in overtime before Oquendo answered with a transition layup and four free throws for a four-point lead, Georgia's largest, with 2:25 remaining.

Trailing by two, South Carolina's Gregory "GG" Jackson missed the second of two free throws, Oquendo was fouled grabbing the rebound and he made 1 of 2 at the line. Jackson then missed a desperation turnaround 3-pointer that bounced off the back of the rim.

Oquendo made 10 of 15 from the line and finished with 16 points. Mardrez McBride made five 3-pointers and scored 17 points to lead Georgia (14-7, 4-4). Frank Anselem had 12 points and Terry Roberts 10.

Jackson scored 18 points with nine rebounds for the Gamecocks and Hayden Brown had 17 points and 10 rebounds before fouling out late in regulation. Wright made four 3-pointers and scored 13 points, Chico Carter Jr. hit four 3-pointers for his 12 points and Meechie Johnson added 11.

Georgia had not beaten South Carolina since March 11, 2016 in the SEC tournament and it didn't look like they would Saturday after trailing by 10 with 6 1/2 minutes left in regulation. But the Bulldogs tied it with a 10-0 run and a game with 13 lead changes and 10 ties remained tight.

**GAME 2T**[illegible]



51



66

GAME 22

Columbia, S.C.  
Colonial Life Arena  
Jan. 31, 2023

Carolina has lost six-straight games in conference play





GAME 23

Columbia, S.C.  
Colonial Life Arena  
Feb. 4, 2023

3:30 p.m. (ET) - SEC Network





GAME 24

Columbia, Mo.  
Mizzou Arena  
Feb. 7, 2023

9 p.m. (ET) - SEC Network

COLUMBIA, S.C. – Shakeel Moore scored a career-high 22 points, Tolu Smith had 15 points and eight rebounds and Mississippi State beat South Carolina 66-51 on Tuesday night for its second SEC victory of the season.

Mississippi State (14-8, 2-7), which was coming off an 81-74 victory over No. 11 TCU behind Smith's career-high 27 points and 13 rebounds, posted back-to-back victories for the first time since opening the season 11-0.

Mississippi State closed the first half on an 11-4 run and opened the second by scoring six straight points for a 38-26 lead. The Bulldogs extended it to 66-46 after making seven straight shots and holding South Carolina without a field goal for four-plus minutes.


Gregory "GG" Jackson II led South Carolina with 15 points. Meechie Johnson also scored in double figures with 13.

Carolina shot just 34.0 percent (18-53) for the game. MSU shot 52.9 percent (27-51), including 61.9 percent (13-21) in the second half.

GAME 22

GAME 23

GAME 24

|  |  |  |  |  |  |  |  |  |  |  |  |  |  |  |   |  |  |  |  |  |  |  |  |  |  |  |  |  |  |   |  |  |  |  |  |  |  |  |  |  |  |  |  |  |   |  |  |  |  |  |  |  |  |  |  |  |  |  |  |  |  |  |  |  |  |  |  |  |  |  |  |  |  |  |  |  |  |  |  |  |  |  |  |  |  |  |  |  |  |  |  |  |  |  |  |  |  |  |  |  |  |  |  |  |  |  |  |  |  |  |  |  |  |  |  |  |  |  |  |  |  |  |  |  |  |  |  |  |  |  |  |  |  |  |  |  |  |  |  |  |  |  |  |  |  |  |  |  |  |  |  |  |  |  |  |  |  |  |  |  |  |  |  |  |  |  |  |  |  |  |  |  |  |  |  |  |  |  |  |  |  |  |  |  |  |  |  |  |  |  |  |  |  |  |  |  |  |  |  |  |  |  |  |  |  |  |  |  |  |  |  |  |  |  |  |  |  |  |  |  |  |  |  |  |  |  |  |  |  |  |  |  |  |  |  |  |  |  |  |  |  |  |  |  |  |  |  |  |  |  |  |  |  |  |  |  |  |  |  |  |  |  |  |  |  |  |  |  |  |  |  |  |  |  |  |  |  |  |  |  |  |  |  |  |  |  |  |  |  |  |  |  |  |  |  |  |  |  |  |  |  |  |  |  |  |  |  |  |  |  |  |  |  |  |  |  |  |  |  |  |  |  |  |  |  |  |  |  |  |  |  |  |  |  |  |  |  |  |  |  |  |  |  |  |  |  |  |  |  |  |  |  |  |  |  |  |  |  |  |  |  |  |  |  |  |  |  |  |  |  |  |  |  |  |  |  |  |  |  |  |  |  |  |  |  |  |  |  |  |  |
|--|--|--|--|--|--|--|--|--|--|--|--|--|--|--|---|--|--|--|--|--|--|--|--|--|--|--|--|--|--|---|--|--|--|--|--|--|--|--|--|--|--|--|--|--|---|--|--|--|--|--|--|--|--|--|--|--|--|--|--|--|--|--|--|--|--|--|--|--|--|--|--|--|--|--|--|--|--|--|--|--|--|--|--|--|--|--|--|--|--|--|--|--|--|--|--|--|--|--|--|--|--|--|--|--|--|--|--|--|--|--|--|--|--|--|--|--|--|--|--|--|--|--|--|--|--|--|--|--|--|--|--|--|--|--|--|--|--|--|--|--|--|--|--|--|--|--|--|--|--|--|--|--|--|--|--|--|--|--|--|--|--|--|--|--|--|--|--|--|--|--|--|--|--|--|--|--|--|--|--|--|--|--|--|--|--|--|--|--|--|--|--|--|--|--|--|--|--|--|--|--|--|--|--|--|--|--|--|--|--|--|--|--|--|--|--|--|--|--|--|--|--|--|--|--|--|--|--|--|--|--|--|--|--|--|--|--|--|--|--|--|--|--|--|--|--|--|--|--|--|--|--|--|--|--|--|--|--|--|--|--|--|--|--|--|--|--|--|--|--|--|--|--|--|--|--|--|--|--|--|--|--|--|--|--|--|--|--|--|--|--|--|--|--|--|--|--|--|--|--|--|--|--|--|--|--|--|--|--|--|--|--|--|--|--|--|--|--|--|--|--|--|--|--|--|--|--|--|--|--|--|--|--|--|--|--|--|--|--|--|--|--|--|--|--|--|--|--|--|--|--|--|--|--|--|--|--|--|--|--|--|--|--|--|--|--|--|--|--|--|--|--|--|--|--|--|--|--|--|--|--|--|--|--|--|--|--|--|--|--|--|
|    |  |  |  |  |  |  |  |  |  |  |  |  |  |  | <div>Official Basketball Scorebook - Final</div> <div>Mississippi St. at South Carolina</div> <div>01/31/23 Colonial Life Arena, Columbia, SC</div> <div>2023-24 Season</div>   |  |  |  |  |  |  |  |  |  |  |  |  |  |  | <div>Game: 14-8</div> <div>Records: 14-8 / 8-14</div> <div>Game: 14-8 / 8-14</div>        |  |  |  |  |  |  |  |  |  |  |  |  |  |  | <div>Game: 14-8 / 8-14</div> <div>Records: 14-8 / 8-14</div> <div>Game: 14-8 / 8-14</div> |  |  |  |  |  |  |  |  |  |  |  |  |  |  |  |  |  |  |  |  |  |  |  |  |  |  |  |  |  |  |  |  |  |  |  |  |  |  |  |  |  |  |  |  |  |  |  |  |  |  |  |  |  |  |  |  |  |  |  |  |  |  |  |  |  |  |  |  |  |  |  |  |  |  |  |  |  |  |  |  |  |  |  |  |  |  |  |  |  |  |  |  |  |  |  |  |  |  |  |  |  |  |  |  |  |  |  |  |  |  |  |  |  |  |  |  |  |  |  |  |  |  |  |  |  |  |  |  |  |  |  |  |  |  |  |  |  |  |  |  |  |  |  |  |  |  |  |  |  |  |  |  |  |  |  |  |  |  |  |  |  |  |  |  |  |  |  |  |  |  |  |  |  |  |  |  |  |  |  |  |  |  |  |  |  |  |  |  |  |  |  |  |  |  |  |  |  |  |  |  |  |  |  |  |  |  |  |  |  |  |  |  |  |  |  |  |  |  |  |  |  |  |  |  |  |  |  |  |  |  |  |  |  |  |  |  |  |  |  |  |  |  |  |  |  |  |  |  |  |  |  |  |  |  |  |  |  |  |  |  |  |  |  |  |  |  |  |  |  |  |  |  |  |  |  |  |  |  |  |  |  |  |  |  |  |  |  |  |  |  |  |  |  |  |  |  |  |  |  |  |  |  |  |  |  |  |  |  |  |  |  |  |  |  |  |  |  |  |  |  |  |  |  |  |  |  |  |  |  |  |  |  |  |  |  |  |  |  |  |  |  |  |  |  |  |
| <div>Mississippi St. - 66</div> <div>Record: 14-8 (5-3)</div>  |  |  |  |  |  |  |  |  |  |  |  |  |  |  | <div>Game: 14-8 / 8-14</div> <div>Records: 14-8 / 8-14</div> <div>Game: 14-8 / 8-14</div>   |  |  |  |  |  |  |  |  |  |  |  |  |  |  | <div>Game: 14-8 / 8-14</div> <div>Records: 14-8 / 8-14</div> <div>Game: 14-8 / 8-14</div> |  |  |  |  |  |  |  |  |  |  |  |  |  |  |   |  |  |  |  |  |  |  |  |  |  |  |  |  |  |  |  |  |  |  |  |  |  |  |  |  |  |  |  |  |  |  |  |  |  |  |  |  |  |  |  |  |  |  |  |  |  |  |  |  |  |  |  |  |  |  |  |  |  |  |  |  |  |  |  |  |  |  |  |  |  |  |  |  |  |  |  |  |  |  |  |  |  |  |  |  |  |  |  |  |  |  |  |  |  |  |  |  |  |  |  |  |  |  |  |  |  |  |  |  |  |  |  |  |  |  |  |  |  |  |  |  |  |  |  |  |  |  |  |  |  |  |  |  |  |  |  |  |  |  |  |  |  |  |  |  |  |  |  |  |  |  |  |  |  |  |  |  |  |  |  |  |  |  |  |  |  |  |  |  |  |  |  |  |  |  |  |  |  |  |  |  |  |  |  |  |  |  |  |  |  |  |  |  |  |  |  |  |  |  |  |  |  |  |  |  |  |  |  |  |  |  |  |  |  |  |  |  |  |  |  |  |  |  |  |  |  |  |  |  |  |  |  |  |  |  |  |  |  |  |  |  |  |  |  |  |  |  |  |  |  |  |  |  |  |  |  |  |  |  |  |  |  |  |  |  |  |  |  |  |  |  |  |  |  |  |  |  |  |  |  |  |  |  |  |  |  |  |  |  |  |  |  |  |  |  |  |  |  |  |  |  |  |  |  |  |  |  |  |  |  |  |  |  |  |  |  |  |  |  |  |  |  |  |  |  |  |  |  |  |  |  |  |  |  |  |  |  |  |  |  |  |  |  |  |  |
| <div>NO. Name</div> <div>Min</div> <div>FG</div> <div>3P</div> <div>FT</div> <div>Rebounds</div> <div>Fouls</div> <div>TP</div> <div>AS</div> <div>TO</div> <div>ST</div> <div>Blocks</div> <div>pts</div> <div>pts</div> <div>pts</div> |  |  |  |  |  |  |  |  |  |  |  |  |  |  | <div>Shooting By Period</div> <div>1st FG%: 14.30 46.7%</div> <div>2nd FG%: 17 14.3%</div> <div>3rd FG%: 33 100%</div> <div>4th FG%: 13/21 61.9%</div> <div>5th FG%: 25 40.0%</div> <div>6th FG%: 6-9 66.7%</div> <div>GMFG%: 27/61 52.9%</div> <div>3PT%: 3-12 25.0%</div> <div>FT%: 9-12 75.0%</div> <div>Died One Rebound: 2-1</div> |  |  |  |  |  |  |  |  |  |  |  |  |  |  |   |  |  |  |  |  |  |  |  |  |  |  |  |  |  |   |  |  |  |  |  |  |  |  |  |  |  |  |  |  |  |  |  |  |  |  |  |  |  |  |  |  |  |  |  |  |  |  |  |  |  |  |  |  |  |  |  |  |  |  |  |  |  |  |  |  |  |  |  |  |  |  |  |  |  |  |  |  |  |  |  |  |  |  |  |  |  |  |  |  |  |  |  |  |  |  |  |  |  |  |  |  |  |  |  |  |  |  |  |  |  |  |  |  |  |  |  |  |  |  |  |  |  |  |  |  |  |  |  |  |  |  |  |  |  |  |  |  |  |  |  |  |  |  |  |  |  |  |  |  |  |  |  |  |  |  |  |  |  |  |  |  |  |  |  |  |  |  |  |  |  |  |  |  |  |  |  |  |  |  |  |  |  |  |  |  |  |  |  |  |  |  |  |  |  |  |  |  |  |  |  |  |  |  |  |  |  |  |  |  |  |  |  |  |  |  |  |  |  |  |  |  |  |  |  |  |  |  |  |  |  |  |  |  |  |  |  |  |  |  |  |  |  |  |  |  |  |  |  |  |  |  |  |  |  |  |  |  |  |  |  |  |  |  |  |  |  |  |  |  |  |  |  |  |  |  |  |  |  |  |  |  |  |  |  |  |  |  |  |  |  |  |  |  |  |  |  |  |  |  |  |  |  |  |  |  |  |  |  |  |  |  |  |  |  |  |  |  |  |  |  |  |  |  |  |  |  |  |  |  |  |  |  |  |  |  |  |  |  |  |  |  |  |  |  |  |  |  |  |  |  |  |  |  |  |  |  |  |  |  |  |



## THE LAST TIME IN SOUTH CAROLINA BASKETBALL...

### AN INDIVIDUAL ...

|   |  |
|---|--|
| Scored 20 or more points:   | South Carolina: Gregory "GG" Jackson II (20), at Florida (Jan. 25, 2023), in Gainesville, Fla.<br>Opponent: Shakeel Moore (22), Miss. State (Jan. 31, 2023) in Columbia, S.C.  |
| Scored 30 or more points:   | South Carolina: Gregory "GG" Jackson II (30) vs. No. 16/17 Auburn (Jan. 21, 2023) in Columbia, S.C.<br>Opponent: Devontae Shuler (31), vs. Ole Miss (Feb. 13, 2021), in Columbia, S.C.   |
| Scored 35 or more points:   | South Carolina: Sindarius Thornwell (44) vs. Alabama (Feb. 7, 2017) in Columbia, S.C.<br>Opponent: Emoni Bates (36), Eastern Michigan (Dec. 30, 2022), in Columbia, S.C.   |
| Scored 40 or more points:   | South Carolina: Sindarius Thornwell (44), vs. Alabama (Feb. 7, 2017) in Columbia, S.C.<br>Opponent: Austin Carr (43), Notre Dame (Dec. 30, 1969) in New Orleans, La.   |
| Collected 20 or more rebounds:                                    | South Carolina: Sindarius Thornwell (21), vs. Alabama (Feb. 7, 2017) in Columbia, S.C.<br>Opponent: Ekpe Udoh (20), Baylor, (Jan. 2, 2010) in Columbia, S.C.   |
| Collected 15 or more rebounds:                                    | South Carolina: Gregory "GG" Jackson II (16), vs. Western Kentucky (Dec. 22, 2022), in Columbia, S.C.<br>Opponent: Henry Coleman III (15), Texas A&M (Jan. 29, 2022) in College Station, Texas   |
| Made 12 or more field goals:                                      | South Carolina: Jermaine Couisnard (12) vs. LSU (Feb. 19, 2022) in Columbia, S.C.<br>Opponent: Johni Broome (12), No. 16/17 Auburn (Jan. 21, 2023) in Columbia, S.C.   |
| Made 10 or more field goals:                                      | South Carolina: Gregory "GG" Jackson II (10), vs. No. 16/17 Auburn (Jan. 21, 2023) in Columbia, S.C.<br>Opponent: Olivier Nkamhoua (10), No. 8/9 Tennessee (Jan. 7, 2023), in Columbia, S.C.   |
| Attempted 20 or more field goals:                                 | South Carolina: Gregory "GG" Jackson II (21), vs. No. 16/17 Auburn (Jan. 21, 2023) in Columbia, S.C.<br>Opponent: Iverson Molinar (20), Mississippi State (March 10, 2022) in Tampa, Fla.  |
| Attempted 25 or more field goals:                                 | South Carolina: Sindarius Thornwell (25), vs. Alabama (Feb. 7, 2017) in Columbia, S.C.<br>Opponent: Emoni Bates (25), Eastern Michigan (Dec. 30, 2022), in Columbia, S.C.  |
| Dished 10 or more assists:  | South Carolina: Jermaine Couisnard (10), vs. Miss. State (March 3, 2020) in Columbia, S.C.<br>Opponent: Wendell Green Jr. (12), No. 16/17 Auburn (Jan. 21, 2023) in Columbia, S.C.   |
| Swiped 5 or more steals:  | South Carolina: Erik Stevenson (6), vs. Princeton (Nov. 12, 2021) in Asheville, N.C.<br>Opponent: Jusaun Holt (5), Georgia (Jan. 28, 2023) in Athens, Ga.  |
| Blocked 5 or more shots:  | South Carolina: Maik Kotsar (6), vs. North Greenville (Dec. 31, 2018) in Columbia, S.C.<br>Opponent: Liam Robbins (6), Vanderbilt (Jan. 3, 2023), in Nashville, Tenn.  |
| Made 5 or more 3-point field goals:                               | South Carolina: Meechie Johnson (6), at Kentucky (Jan. 10, 2023), in Lexington, Ky.<br>Opponent: Mardrez McBride (5), Georgia (Jan. 28, 2023) in Athens, Ga.   |
| Attempted 8 or more 3-point field goals:                          | South Carolina: Meechie Johnson (8), at Georgia (Jan. 28, 2023) in Athens, Ga.<br>Opponent: Matthew Murrell (11), Ole Miss (Jan. 17, 2023), in Columbia, S.C.  |
| Made 10 or more free throws:                                      | South Carolina: AJ Lawson (12), vs. Cleveland State (Nov. 15, 2019) in Columbia, S.C.<br>Opponent: Kario Oquendo (10), Georgia (Jan. 28, 2023) in Athens, Ga.  |
| Attempted 15 or more free throws:                                 | South Carolina: Chris Silva (16), vs. Georgia (March 9, 2019) in Columbia, S.C.<br>Opponent: Kario Oquendo (10), Georgia (Jan. 28, 2023) in Athens, Ga.  |
| Played all 40 minutes of regulation:                              | South Carolina: AJ Lawson, at LSU (Jan. 16, 2021) in Baton Rouge, La.<br>Opponent: Oscar Tshiebwe & Sahvir Wheeler, Kentucky (Jan. 10, 2023), in Lexington, Ky.  |
| A player hit a last-second shot (within 3 seconds) to win a game: | South Carolina: Chico Carter Jr. (10-foot transition jumper), vs. Clemson, (Nov. 11, 2022), in Columbia, S.C.<br>Opponent: JJ Frazier (Free Throws), Georgia (March 11, 2016) in Nashville, Tenn.  |
| A player had a double-double:                                     | South Carolina: Gregory "GG" Jackson II (12 pts, 16 reb), vs. Western Kentucky (Dec. 22, 2022), in Columbia, S.C.<br>Opponent: Johni Broome (27 pts, 11 reb), No. 16/17 Auburn (Jan. 21, 2023) in Columbia, S.C.   |
| Two or more players had a double-double:                          | South Carolina: Gregory "GG" Jackson II (20 pts, 10 reb) & Josh Gray (11 pts, 13 reb), at Florida (Jan. 25, 2023), in Gainesville, Fla.<br>Opponent: Nicolas Claxton (13 pts, 10 reb) & Derek Ogebeide (11 pts, 10 reb), Georgia (March 9, 2019) in Columbia, S.C..  |
| A player had a triple-double:                                     | South Carolina: Sam Muldrow (16 points, 14 rebounds, 10 blocks) vs. Vanderbilt (Jan. 8, 2011) in Columbia, S.C.<br>Opponent: Daniel Hackett (Southern California - 22 points, 10 rebounds, 10 assists) (Nov. 17, 2007) in Columbia, S.C.<br>*** Only second triple-double in South Carolina history (Chuck Eidson (25 points, 10 rebounds, 10 assists) vs. SC State (Nov. 29, 2002) in Columbia, S.C.. |
| Scored 30 or more points in back-to-back games:                   | South Carolina: Devan Downey, 30 vs. Kentucky (Jan. 26, 2010) in Columbia, S.C.<br>33 vs. Georgia (Jan. 30, 2010) in Columbia, S.C.  |
| Scored 25 or more points in back-to-back games:                   | South Carolina: AJ Lawson, 25 vs. Florida A&M (Jan. 2, 2021)<br>30 vs. Texas A&M (Jan. 6, 2021)  |

### A TEAM ...

|                                      |   |
|--------------------------------------|---|
| Scored 100 or more points:           | South Carolina: 105 vs. Army (Dec. 22, 2021) in Columbia, S.C.<br>Opponent: 101, Arkansas (March 2, 2021) in Columbia, S.C.                                       |
| Scored 50 points or less:            | South Carolina: 42, vs. No. 8/9 Tennessee (Jan. 7, 2023), in Columbia, S.C.<br>Opponent: 32, Wyoming (Nov. 10, 2019) in Columbia, S.C.                            |
| Scored 50 points in a half:          | South Carolina: 61 (1st half), vs. Army (Dec. 22, 2021) in Columbia, S.C.<br>Opponent: 50 (1st half), Texas A&M (Jan. 14, 2023), in Columbia, S.C.                |
| Failed to score 25 points in a half: | South Carolina: 22 (1st half), vs. No. 16/17 Auburn (Jan. 21, 2023) in Columbia, S.C.<br>Opponent: 24 (2nd half), Presbyterian (Dec. 11, 2022), in Columbia, S.C. |

|  |   |
|--|---|
| <b>Collected 50 or more rebounds:</b>                                | South Carolina: 51, vs. Western Kentucky (Dec. 22, 2022), in Columbia, S.C.<br>Opponent: 51, Clemson (Dec. 18, 2021) in Clemson, S.C.   |
| <b>Shot 60% or better from the field:</b>                            | South Carolina: 60.0% (39-65), vs. High Point (March 15, 2016) in Columbia, S.C.<br>Opponent: 69.6% (32-46) Missouri (Feb. 28, 2013) in Columbia, S.C.  |
| <b>Shot 50% or better from the field:</b>                            | South Carolina: 51.0% (26-51), vs. LSU (Feb. 19, 2022) in Columbia, S.C.<br>Opponent: 52.9% (27-51), Miss. State (Jan. 31, 2023) in Columbia, S.C.  |
| <b>Shot less than 30% from the field:</b>                            | South Carolina: 25.0% (12-48), vs. No. 8/9 Tennessee (Jan. 7, 2023), in Columbia, S.C.<br>Opponent: 27.3% (15-55), Texas A&M (Feb. 8, 2020) in Columbia, S.C.   |
| <b>Shot 50% or better from 3-point range (at least 10 attempts):</b> | South Carolina: 55.0% (11-20), at Kentucky (Jan. 10, 2023), in Lexington, Ky.<br>Opponent: 51.9% (14-27), No. 22/20 Tennessee, (Feb. 5, 2022), in Columbia, S.C.  |
| <b>Shot 20% or less from 3-point range (at least 10 attempts):</b>   | South Carolina: 15.4% (4-26), No. 8/9 Tennessee (Jan. 7, 2023), in Columbia, S.C.<br>Opponent: 17.6% (3-17), No. 16/17 Auburn (Jan. 21, 2023) in Columbia, S.C.   |
| <b>Dished 20 or more assists:</b>                                    | South Carolina: 21, at Georgia (Feb. 14, 2022) in Athens, Ga.<br>Opponent: 21, Florida (Jan. 25, 2023), in Gainesville, Fla.  |
| <b>Made 35 or more shots:</b>  | South Carolina: 45, vs. Allen (Dec. 14, 2021) in Columbia, S.C.<br>Opponent: 35, No. 8/9 Tennessee (Jan. 7, 2023), in Columbia, S.C.  |
| <b>Attempted 80 or more shots:</b>                                   | South Carolina: 82, vs. No. 5/4 Kentucky, (Feb. 8, 2022) in Columbia, S.C.<br>Opponent: 83, LSU (Feb. 10, 1996) in Columbia, S.C.   |
| <b>Attempted 70 or more shots:</b>                                   | South Carolina: 72, at Vanderbilt (Jan. 3, 2023), in Nashville, Tenn.<br>Opponent: 72, Army (Dec. 22, 2021) in Columbia, S.C.   |
| <b>Made 10 or more 3-pointers:</b>                                   | South Carolina: 13, at Georgia (Jan. 28, 2023) in Athens, Ga.<br>Opponent: 10, Ole Miss (Jan. 17, 2023), in Columbia, S.C.  |
| <b>Did not make a 3-pointer:</b>                                     | South Carolina: vs. USC Upstate (Nov. 6, 2018) in Columbia<br>Opponent: Mississippi State (Feb. 23, 2022) in Columbia, S.C.   |
| <b>Attempted 30 or more 3-pointers:</b>                              | South Carolina: 31, at Georgia (Jan. 28, 2023) in Athens, Ga.<br>Opponent: 35, Wofford (Nov. 23, 2021) in Columbia, S.C.  |
| <b>Attempted 25 or more 3-pointers:</b>                              | South Carolina: 28, vs. No. 16/17 Auburn (Jan. 21, 2023) in Columbia, S.C.<br>Opponent: 27, Florida (Jan. 25, 2023), in Gainesville, Fla.   |
| <b>Made 30 or more free throws:</b>                                  | South Carolina: 35, vs. Alabama (Feb. 7, 2017) in Columbia, S.C.<br>Opponent: 34, Ole Miss (Feb. 13, 2021) in Columbia, S.C.  |
| <b>Attempted 40 or more free throws:</b>                             | South Carolina: 50, vs. Alabama (Feb. 7, 2017) in Columbia, S.C.<br>Opponent: 44, Ole Miss (Feb. 13, 2021) in Columbia, S.C.  |
| <b>Swiped 15 or more steals:</b>                                     | South Carolina: 15, at Georgia (Feb. 27, 2021) in Athens, Ga.<br>Opponent: 15, Georgia (Jan. 28, 2023) in Athens, Ga.   |
| <b>Blocked 12 or more shots:</b>                                     | South Carolina: 12, vs. Coastal Carolina (Nov. 30, 2018) in Coulmbia, S.C.<br>Opponent: 12, Florida (Feb. 3, 2021) in Gainesville, Fla.   |
| <b>Blocked 8 or more shots:</b>                                      | South Carolina: 8, vs. Army (Dec. 22, 2021) in Columbia, S.C.<br>Opponent: 9, Florida (Jan. 25, 2023), in Gainesville, Fla.   |
| <b>Won by 30 or more points:</b>                                     | South Carolina: 30, vs. Army (Dec. 22, 2021) in Columbia, S.C.<br>Opponent: 41, Texas A&M (Jan. 14, 2023), in Columbia, S.C.  |
| <b>Won by 20 or more points:</b>                                     | South Carolina: 30, vs. Army (Dec. 22, 2021) in Columbia, S.C.<br>Opponent: 21, Florida (Jan. 25, 2023), in Gainesville, Fla.   |
| <b>Played a single overtime game:</b>                                | Win: 74-71, at Georgetown (Dec. 3, 2022), in Washington, D.C.<br>Loss: 81-78, at Georgia (Jan. 28, 2023) in Athens, Ga.   |
| <b>Played a double overtime game:</b>                                | Win: 87-85 vs. WKU (Nov. 27, 2010) in Bowling Green, Ky.<br>Loss: 98-88 vs. Louisville (Feb. 20, 1988) in Columbia, S.C.  |
| <b>South Carolina played a No. 1 Team in the country:</b>            | Win: 68-62 vs. No. 1/1 Kentucky (Jan. 26, 2010) in Columbia, S.C.<br>Loss: 85-73 loss to No. 1/1 Tennessee (Feb. 13, 2019) in Knoxville, Tenn.  |
| <b>South Carolina played a top-5 opponent:</b>                       | Win: 68-62 vs. No. 1/1 Kentucky, (Jan. 26, 2010) in Columbia, S.C.<br>Loss: 86-76 loss to No. 5/4 Kentucky, (Feb. 8, 2022) in Columbia, S.C.  |
| <b>South Carolina played a top-10 opponent:</b>                      | Win: 81-78 win vs. No. 10/12 Kentucky (Jan. 15, 2020) in Columbia, S.C.<br>Loss: 85-42 loss vs. No. 8/9 Tennessee (Jan. 7, 2023), in Columbia, S.C.   |
| <b>South Carolina played a top-25 opponent:</b>                      | Win: 77-62 win at No. 22/23 Florida (Feb. 3, 2021) in Gainesville, Fla.<br>Loss: 81-66 loss vs. vs. No. 16/17 Auburn (Jan. 21, 2023) in Columbia, S.C.  |
| <b>South Carolina defeated a ranked opponent:</b>                    | Home: 81-78 win vs. No. 10/12 Kentucky (Jan. 15, 2020) in Columbia, S.C.<br>Away: 77-62 win at Florida (Feb. 3, 2021) in Gainesville, Fla.<br>Neutral: 77-70 vs. No. 20/17 Florida (March 26, 2017) in New York City<br>SEC Home: 81-78 win vs. No. 10/12 Kentucky (Jan. 15, 2020) in Columbia, S.C.<br>SEC Away: 77-72 win at No. 20/22 Florida (Jan. 24, 2018) in Gainesville, Fla.<br>Non-conference away: 70-59 win at No. 9/7 Virginia (Dec. 22, 2019) in Charlottesville, Va. |
| <b>South Carolina defeated a top-10 opponent:</b>                    | Home: 81-78 win vs. No. 10/12 Kentucky (Jan. 15, 2020) in Columbia, S.C.<br>Away: 70-59 win at No. 9/7 Virginia (Dec. 22, 2019) in Charlottesville, Va.<br>Neutral: 88-81 win vs. No. 7/7 Duke (March 19, 2017) in Greenville, S.C.   |
| <b>A South Carolina win opened the season:</b>                       | Home: 80-77 win vs. SC State (Nov. 8, 2022), in Columbia, S.C.<br>Away: 73-52 win at Wofford (Nov. 10, 2017) in Spartanburg, S.C.<br>Neutral: 74-61 win vs. Chaminade (Nov. 19, 2001) in Maui, Hawaii (Maui Invite)   |
| <b>South Carolina opened SEC play:</b>                               | Home: 85-42 loss vs. No. 8/9 Tennessee (Jan. 7, 2023), in Columbia, S.C.<br>Away: 84-79 OT loss at Vanderbilt (Jan. 3, 2023), in Nashville, Tenn.   |

# 21 | JA'VON BENSON JUH-Von

Jr. • Forward • 6-7 • 253 • Columbia, S.C. // Ridge View

## CAREER HIGHS


### Single Game Highs

| Statistic    | Value  |
|--------------|--|
| Points       | 8 vs Allen 12/14/21                                      |
| Rebounds     | 8 vs USC Upstate 11/09/21                                |
| Assists      | 2 vs Florida A&M 01/02/21                                |
| Steals       | 1 at Clemson 12/18/21, vs Tennessee 02/05/22             |
| Blocks       | 2 vs Army West Point 12/22/21                            |
| FG Made      | 3 vs Allen 12/14/21, at Clemson 12/18/21                 |
| FG Attempts  | 6 vs Allen 12/14/21, at Clemson 12/18/21                 |
| 3FG Made     | 1 vs Florida A&M 01/02/21, at George Washington 11/30/22 |
| 3FG Attempts | 2 4 times  |
| FT Made      | 2 vs Allen 12/14/21                                      |
| FT Attempts  | 4 vs Florida A&M 01/02/21, vs Allen 12/14/21             |

## SUPERLATIVES

|                          | '22-23 | Career |
|--------------------------|--------|--------|
| Double-figure scoring    | -      | -      |
| Double-figure rebounding | -      | -      |
| Double-double            | -      | -      |
| 2+ blocks                | -      | 1      |
| Team high scoring        | -      | -      |
| Team high rebounding     | -      | 1      |
| Team high blocks         | 1      | 2      |
| Team high assists        | -      | 1      |
| Team high steals         | -      | 1      |

includes led, or shared team high



**INSTAGRAM:** jbreeezzy

**TWITTER:** @jbreezzzy

## 2022-23 GAME-BY-GAME

| Opponent             | Date       | GS | MIN     | Total  |      | 3-Pointers |      | Free throws |      | Rebounds |     |     |     |    |   |    |     | PTS | AVG |     |
|----------------------|------------|----|---------|--------|------|------------|------|-------------|------|----------|-----|-----|-----|----|---|----|-----|-----|-----|-----|
|                      |            |    |         | FG-FGA | PCT  | 3FG-3FGA   | PCT  | FT-FTA      | PCT  | OFF      | DEF | TOT | AVG | PF | A | TO | BLK |     |     | STL |
| vs Colorado St.      | 11/17/2022 |    | 04:43   | 0-4    | .000 | 0-2        | .000 | 0-0         | .000 | 0        | 2   | 2   | 2.0 | 1  | 0 | 0  | 0   | 0   | 0   | 0   |
| at George Washington | 11/30/2022 |    | 04:34   | 1-2    | .500 | 1-2        | .500 | 0-0         | .000 | 0        | 1   | 1   | 1.5 | 0  | 0 | 0  | 0   | 3   | 1.5 |     |
| Tennessee            | 01/07/2023 |    | 02:06   | 0-0    | .000 | 0-0        | .000 | 0-0         | .000 | 0        | 0   | 0   | 1.0 | 0  | 0 | 0  | 0   | 0   | 1.0 |     |
| Texas A&M            | 01/14/2023 |    | 01:57   | 0-0    | .000 | 0-0        | .000 | 0-0         | .000 | 0        | 0   | 0   | 0.8 | 0  | 0 | 0  | 0   | 0   | 0.8 |     |
| at Florida           | 01/25/2023 |    | 02:47   | 0-2    | .000 | 0-0        | .000 | 0-0         | .000 | 0        | 1   | 1   | 0.8 | 0  | 1 | 1  | 0   | 0   | 0.6 |     |
| Totals               |            |    | 0 16:07 | 1-8    | .125 | 1-4        | .250 | 0-0         | .000 | 0        | 4   | 4   | 0.8 | 1  | 0 | 1  | 0   | 3   | 0.6 |     |

### Player Averages

| Games Played | Minutes/ game | Points/ game | FG Pct | 3FG Pct | FT Pct | Rebounds/ game | Assists/ game | Turnovers/ game | Assist/Turnover ratio | Steals/ game | Blocks/ game |
|--------------|---------------|--------------|--------|---------|--------|----------------|---------------|-----------------|-----------------------|--------------|--------------|
| 5            | 3.2           | 0.6          | 12.5   | 25.0    | 0.0    | 0.8            | 0.0           | 0.2             | 0.0                   | 0.0          | 0.2          |

## PLAYER BIO

### 2022-23

- Saw first action of the season vs. Colorado State (Nov. 17)

### 2021-22

- Played in six games, averaging 3.3 points and 4.2 rebounds per contest
- Had six points and five rebounds in season-high 17 minutes at Clemson (Dec. 18)
- Scored career-high eight points vs. Allen (Dec. 14) ; went 3-for-6 from the floor
- Pulled down a career-high eight rebounds in season-opening win vs. USC Upstate (Nov. 9)

## CAREER HIGHLIGHTS

- Saw action in three games during rookie season (2020-21)
- Helped high school team post back-to-back state championships during junior and senior seasons
- Averaged 17.5 points and 11.2 rebounds per game as a senior en route to Class 4A Player of the Year honors

## PERSONAL

- Son of James Benson and Rennè Outen-Pinckney
- Has four brothers, Kwali, Michael, Miles and Mali, and a sister, La'La
- Credits LeBron James as his inspiration in his basketball career
- His advice to young people is to "be yourself and be you!"
- After basketball, would like to be a coach
- Began playing basketball at the age of five
- Chose South Carolina because "they believed in my academic and athletic abilities"
- Major is undecided

## CAREER STATS

|         |      |       |         | Field Goals |      | 3-Point  |      | F-Throws |      | Rebounds |     |     |     |       |   |    |     |     | Scoring |     |
|---------|------|-------|---------|-------------|------|----------|------|----------|------|----------|-----|-----|-----|-------|---|----|-----|-----|---------|-----|
| SEASON  | TEAM | GP-GS | MIN/AVG | FG-FGA      | FG%  | 3FG-3FGA | 3FG% | FT-FTA   | FT%  | OFF      | DEF | TOT | AVG | PF-FO | A | TO | BLK | STL | PTS     | AVG |
| 2020-21 | USC  | 3-0   | 23/7.7  | 2-7         | .286 | 1-3      | .333 | 1-4      | .250 | 3        | 3   | 6   | 2.0 | 1-0   | 2 | 0  | 1   | 0   | 6       | 2.0 |
| 2021-22 | USC  | 6-0   | 57/9.6  | 9-22        | .409 | 0-4      | .000 | 2-6      | .333 | 7        | 18  | 25  | 4.2 | 10-0  | 2 | 8  | 5   | 2   | 20      | 3.3 |
| 2022-23 | USC  | 5-0   | 16/3.2  | 1-8         | .125 | 1-4      | .250 | 0-0      | .000 | 0        | 4   | 4   | 0.8 | 1-0   | 0 | 1  | 1   | 0   | 3       | 0.6 |
| TOTAL   |      | 14-0  | 97/6.9  | 12-37       | .324 | 2-11     | .182 | 3-10     | .300 | 10       | 25  | 35  | 2.5 | 12-0  | 4 | 9  | 7   | 2   | 29      | 2.1 |



31

# BENJAMIN BOSMANS-VERDONK

BOSE-mans-ver-DONK

RJR. • Forward • 6-9 • 250 • Lommel, Belgium // Illinois // KA Pegasus

## CAREER HIGHS

### Single Game Highs

| Statistic    | Value   |
|--------------|---|
| Points       | 8 vs Arkansas St. 11/12/21, vs Michigan St. 01/25/22, vs USC Upstate 11/25/22 |
| Rebounds     | 10 vs Jackson St. 11/09/21, vs Arkansas St. 11/12/21                          |
| Assists      | 6 vs UTRGV 11/26/21   |
| Steals       | 2 vs Hampton 11/23/19, vs Purdue 01/17/22, vs USC Upstate 11/25/22            |
| Blocks       | 2 vs The Citadel 11/20/19   |
| FG Made      | 4 vs Michigan St. 01/25/22, vs USC Upstate 11/25/22                           |
| FG Attempts  | 7 vs Michigan St. 01/25/22, vs USC Upstate 11/25/22                           |
| 3FG Attempts | 1 vs Nicholls 11/05/19, vs The Citadel 11/20/19                               |
| FT Made      | 4 vs Ole Miss 01/17/23, vs Furman 11/20/22                                    |
| FT Attempts  | 6 vs Ole Miss 01/17/23  |

## SUPERLATIVES

|                          | '22-23 | Career |
|--------------------------|--------|--------|
| Double-figure scoring    | -      | -      |
| Double-figure rebounding | -      | 2      |
| Double-double            | -      | -      |
| 5+ assists               | -      | 1      |
| 2+ blocks                | -      | 1      |
| Team high scoring        | -      | -      |
| Team high rebounding     | 1      | 1*     |
| Team high blocks         | 3      | 3*     |
| Team high assists        | 2      | 2*     |

includes led, or shared team high

\*at Carolina only


**INSTAGRAM:** bosmansverdonk

**TWITTER:** @BosmansVerdonk

## 2022-23 GAME-BY-GAME

| Opponent             | Date       | GS | MIN   | Total  |       | 3-Pointers |      | Free throws |       | Rebounds |     |     | PF  | A   | TO | BLK | STL | PTS | AVG |     |     |
|----------------------|------------|----|-------|--------|-------|------------|------|-------------|-------|----------|-----|-----|-----|-----|----|-----|-----|-----|-----|-----|-----|
|                      |            |    |       | FG-FGA | PCT   | 3FG-3FGA   | PCT  | FT-FTA      | PCT   | OFF      | DEF | TOT | AVG |     |    |     |     |     |     |     |     |
| Clemson              | 11/11/2022 | *  | 15:28 | 1-1    | 1.000 | 0-0        | .000 | 0-0         | .000  | 1        | 3   | 4   | 4.0 | 4   | 2  | 7   | 0   | 0   | 2   | 2.0 |     |
| vs Colorado St.      | 11/17/2022 | *  | 20:49 | 1-3    | .333  | 0-0        | .000 | 0-0         | .000  | 2        | 1   | 3   | 3.5 | 4   | 2  | 1   | 0   | 0   | 2   | 2.0 |     |
| vs Davidson          | 11/18/2022 | *  | 23:51 | 1-5    | .200  | 0-0        | .000 | 1-2         | .500  | 2        | 4   | 6   | 4.3 | 3   | 2  | 1   | 0   | 1   | 3   | 2.3 |     |
| vs Furman            | 11/20/2022 | *  | 19:24 | 0-0    | .000  | 0-0        | .000 | 4-5         | .800  | 2        | 2   | 4   | 4.3 | 0   | 1  | 1   | 0   | 0   | 4   | 2.8 |     |
| USC Upstate          | 11/25/2022 | *  | 29:52 | 4-7    | .571  | 0-0        | .000 | 0-0         | .000  | 3        | 4   | 7   | 4.8 | 2   | 4  | 2   | 1   | 2   | 8   | 3.8 |     |
| at George Washington | 11/30/2022 | *  | 19:38 | 1-6    | .167  | 0-0        | .000 | 1-4         | .250  | 5        | 1   | 6   | 5.0 | 0   | 2  | 1   | 0   | 1   | 3   | 3.7 |     |
| at Georgetown        | 12/03/2022 | *  | 19:20 | 2-4    | .500  | 0-0        | .000 | 0-1         | .000  | 5        | 1   | 6   | 5.1 | 4   | 2  | 2   | 0   | 0   | 4   | 3.7 |     |
| Presbyterian         | 12/11/2022 | *  | 08:52 | 2-4    | .500  | 0-0        | .000 | 0-0         | .000  | 2        | 0   | 2   | 4.8 | 3   | 0  | 3   | 1   | 1   | 4   | 3.8 |     |
| at UAB               | 12/14/2022 | *  | 23:19 | 2-5    | .400  | 0-0        | .000 | 1-1         | 1.000 | 3        | 2   | 5   | 4.8 | 1   | 2  | 0   | 0   | 1   | 5   | 3.9 |     |
| vs East Carolina     | 12/17/2022 | *  | 15:53 | 2-3    | .667  | 0-0        | .000 | 2-3         | .667  | 2        | 1   | 3   | 4.6 | 1   | 0  | 1   | 0   | 1   | 6   | 4.1 |     |
| Western Ky.          | 12/22/2022 | *  | 12:13 | 2-3    | .667  | 0-0        | .000 | 0-0         | .000  | 4        | 1   | 5   | 4.6 | 4   | 0  | 1   | 0   | 0   | 4   | 4.1 |     |
| Eastern Mich.        | 12/30/2022 | *  | 14:23 | 0-0    | .000  | 0-0        | .000 | 0-1         | .000  | 1        | 1   | 2   | 4.4 | 2   | 2  | 3   | 1   | 0   | 0   | 3.8 |     |
| at Vanderbilt        | 01/03/2023 | *  | 20:33 | 0-2    | .000  | 0-0        | .000 | 2-2         | 1.000 | 4        | 0   | 4   | 4.4 | 5   | 1  | 2   | 0   | 0   | 2   | 3.6 |     |
| Tennessee            | 01/07/2023 | *  | 14:37 | 0-1    | .000  | 0-0        | .000 | 0-0         | .000  | 0        | 1   | 2   | 4.2 | 3   | 0  | 0   | 0   | 0   | 0   | 3.4 |     |
| at Kentucky          | 01/10/2023 | *  | 12:04 | 0-0    | .000  | 0-0        | .000 | 0-0         | .000  | 0        | 0   | 0   | 3.9 | 3   | 2  | 0   | 0   | 0   | 0   | 3.1 |     |
| Texas A&M            | 01/14/2023 | *  | 13:44 | 0-1    | .000  | 0-0        | .000 | 0-0         | .000  | 0        | 1   | 1   | 3.8 | 2   | 1  | 2   | 0   | 0   | 0   | 2.9 |     |
| Ole Miss             | 01/17/2023 | *  | 13:06 | 0-0    | .000  | 0-0        | .000 | 4-6         | .667  | 0        | 1   | 1   | 3.6 | 1   | 1  | 3   | 0   | 1   | 4   | 3.0 |     |
| Auburn               | 01/21/2023 | *  | 06:13 | 0-0    | .000  | 0-0        | .000 | 0-0         | .000  | 0        | 2   | 2   | 3.5 | 2   | 0  | 2   | 0   | 0   | 0   | 2.8 |     |
| at Florida           | 01/25/2023 | *  | 09:38 | 0-1    | .000  | 0-0        | .000 | 0-0         | .000  | 0        | 1   | 1   | 3.4 | 1   | 0  | 3   | 1   | 0   | 0   | 2.7 |     |
| at Georgia           | 01/28/2023 | *  | 16:37 | 1-1    | 1.000 | 0-0        | .000 | 1-2         | .500  | 2        | 2   | 4   | 3.4 | 2   | 0  | 0   | 0   | 1   | 3   | 2.7 |     |
| Mississippi St.      | 01/31/2023 | *  | 13:30 | 0-0    | .000  | 0-0        | .000 | 0-0         | .000  | 0        | 2   | 2   | 3.3 | 2   | 2  | 1   | 0   | 1   | 0   | 2.6 |     |
| Totals               |            |    | 14    | 343:05 | 19-47 | .404       | 0-0  | .000        | 16-27 | .593     | 39  | 31  | 70  | 3.3 | 49 | 26  | 36  | 4   | 10  | 54  | 2.6 |

### Player Averages

| Games Played | Minutes/game | Points/game | FG Pct | 3FG Pct | FT Pct | Rebounds/game | Assists/game | Turnovers/game | Assist/Turnover ratio | Steals/game | Blocks/game |
|--------------|--------------|-------------|--------|---------|--------|---------------|--------------|----------------|-----------------------|-------------|-------------|
| 21           | 16.3         | 2.6         | 40.4   | 0.0     | 59.3   | 3.3           | 1.2          | 1.7            | 0.7                   | 0.5         | 0.2         |

## PLAYER BIO

### 2022-23

- Had four points, six rebounds and two assists in just 19 minutes of action in a comeback, road win at Georgetown (Dec. 3)
- Matched career high with eight points, adding seven rebounds and a team-high four assists in victory over USC Upstate (Nov. 25) ; also had pair of steals and a block ; led the team with a +/- of 22 in his 30 minutes on the floor
- Pulled down season-high six rebounds vs. Davidson (Nov. 18)
- Made Gamecock debut in 60-58 win vs. Clemson (Nov. 11)

### PRE-SOUTH CAROLINA

- Saw limited action in 41 games with two starts in three seasons at Illinois (2019-22)
- Played in a career-high 24 games for the Illini in 2021-22, averaging 1.6 points and 2.1 rebounds in 7.8 minutes per contest
- Shot 47.2 percent (17-for-36) from the floor in redshirt sophomore season at Illinois
- Was on pair of NCAA Tournament teams (2021, 2022) and a member of the 2021 Big Ten Tournament Champions and 2022 Big Ten Regular Season Co-Champions
- Scored career high eight points twice: vs. Arkansas State (11/12/21) and vs. Michigan State (1/25/22)
- Pulled down career-high 10 rebounds in back-to-back games to open the 2021-22 season vs. Jackson State (11/9/21) and Arkansas State (11/12/21)
- Dished out a career-high six assists vs. Texas-Rio Grande Valley (11/26/21)

### PERSONAL

- Son of Rony Verdonk and Luana Bosmans
- Has a younger brother, Mauro
- Played handball, soccer and swam competitively growing up
- List playing the piano as one of his hobbies
- Graduated from Illinois in three years with a degree in psychology
- Currently enrolled in the University of South Carolina School of Law

## CAREER STATS

|                      |        |              |                 | Field Goals  |             | 3-Point    |             | F-Throws     |             | Rebounds  |           |            |            | Scoring     |           |           |          |           |            |            |
|----------------------|--------|--------------|-----------------|--------------|-------------|------------|-------------|--------------|-------------|-----------|-----------|------------|------------|-------------|-----------|-----------|----------|-----------|------------|------------|
| SEASON               | TEAM   | GP-GS        | MIN/AVG         | FG-FGA       | FG%         | 3FG-3FGA   | 3FG%        | FT-FTA       | FT%         | OFF       | DEF       | TOT        | AVG        | PF-FO       | A         | TO        | BLK      | STL       | PTS        | AVG        |
| 2019-20              | Illini | 9-0          | 57/6.3          | 4-11         | .364        | 0-2        | .000        | 3-4          | .750        | 6         | 4         | 10         | 1.1        | 6-0         | 6         | 5         | 2        | 3         | 11         | 1.2        |
| 2020-21              | Illini | 8-0          | 18/2.2          | 1-3          | .333        | 0-0        | .000        | 0-0          | .000        | 1         | 2         | 3          | 0.4        | 0-0         | 0         | 1         | 0        | 0         | 2          | 0.3        |
| 2021-22              | Illini | 24-2         | 186/7.8         | 17-36        | .472        | 0-0        | .000        | 5-17         | .294        | 25        | 26        | 51         | 2.1        | 33-0        | 15        | 5         | 0        | 7         | 39         | 1.6        |
| 2022-23              | USC    | 21-14        | 343/16.3        | 19-47        | .404        | 0-0        | .000        | 16-27        | .593        | 39        | 31        | 70         | 3.3        | 49-1        | 26        | 36        | 4        | 10        | 54         | 2.6        |
| <b>TOTAL FOR USC</b> |        | <b>21-14</b> | <b>343/16.3</b> | <b>19-47</b> | <b>.404</b> | <b>0-0</b> | <b>.000</b> | <b>16-27</b> | <b>.593</b> | <b>39</b> | <b>31</b> | <b>70</b>  | <b>3.3</b> | <b>49-1</b> | <b>26</b> | <b>36</b> | <b>4</b> | <b>10</b> | <b>54</b>  | <b>2.6</b> |
| <b>TOTAL</b>         |        | <b>62-16</b> | <b>604/9.7</b>  | <b>41-97</b> | <b>.423</b> | <b>0-2</b> | <b>.000</b> | <b>24-48</b> | <b>.500</b> | <b>71</b> | <b>63</b> | <b>134</b> | <b>2.2</b> | <b>88-1</b> | <b>47</b> | <b>47</b> | <b>6</b> | <b>20</b> | <b>106</b> | <b>1.7</b> |

# 10 HAYDEN BROWN

Gr. • Forward • 6-5 • 234 • Greer, S.C. // The Citadel // Byrnes HS (Duncan, S.C.)

## CAREER HIGHS

### Single Game Highs

| Statistic    | Value  |
|--------------|--|
| Points       | 37 vs Chattanooga 01/09/21                         |
| Rebounds     | 21 vs Columbia Int'l 12/07/20                      |
| Assists      | 7 vs Columbia Int'l 12/07/20                       |
| Steals       | 4 4 times  |
| Blocks       | 3 vs Davidson 11/18/22                             |
| FG Made      | 13 vs Columbia Int'l 12/07/20, vs Samford 02/05/22 |
| FG Attempts  | 26 vs South Carolina St. 12/20/21                  |
| 3FG Made     | 7 vs Chattanooga 01/09/21                          |
| 3FG Attempts | 10 vs Chattanooga 01/09/21                         |
| FT Made      | 11 at Longwood 12/19/20, vs Mercer 01/17/22        |
| FT Attempts  | 14 vs Mercer 01/17/22                              |

## SUPERLATIVES

|                          | '22-23 | Career |
|--------------------------|--------|--------|
| Double-figure scoring    | 11     | 76     |
| Double-figure rebounding | 1      | 30     |
| Double-double            | 1      | 29     |
| 2+ blocks                | 1      | 5      |
| 2+ steals                | 4      | 4*     |
| Team high scoring        | 2      | 2*     |
| Team high rebounding     | 3      | 3      |
| Team high blocks         | 3      | 3      |
| Team high steals         | 9      | 9*     |

includes led, or shared team high ; \*at Carolina only



INSTAGRAM: haybrochill

TWITTER: @haybrochill

## 2022-23 GAME-BY-GAME

| Opponent             | Date       | GS | MIN   | Total  |        | 3-Pointers |       | Free throws |       | Rebounds |     |     |     | PF  | A  | TO | BLK | STL | PTS | AVG  |      |
|----------------------|------------|----|-------|--------|--------|------------|-------|-------------|-------|----------|-----|-----|-----|-----|----|----|-----|-----|-----|------|------|
|                      |            |    |       | FG     | PCT    | 3FG        | PCT   | FT          | PCT   | OFF      | DEF | TOT | AVG |     |    |    |     |     |     |      |      |
| South Carolina St.   | 11/08/2022 | *  | 26:44 | 6-10   | .600   | 0-1        | .000  | 9-12        | .750  | 1        | 4   | 5   | 5.0 | 4   | 0  | 0  | 1   | 1   | 21  | 21.0 |      |
| Clemson              | 11/11/2022 | *  | 27:22 | 3-12   | .250   | 2-6        | .333  | 1-2         | .500  | 3        | 3   | 6   | 5.5 | 4   | 1  | 3  | 0   | 1   | 9   | 15.0 |      |
| vs Colorado St.      | 11/17/2022 | *  | 17:45 | 2-5    | .400   | 1-3        | .333  | 0-0         | .000  | 0        | 6   | 6   | 5.7 | 4   | 1  | 2  | 1   | 0   | 5   | 11.7 |      |
| vs Davidson          | 11/18/2022 | *  | 31:42 | 3-14   | .214   | 0-5        | .000  | 4-4         | 1.000 | 1        | 3   | 4   | 5.3 | 3   | 0  | 4  | 3   | 2   | 10  | 11.3 |      |
| vs Furman            | 11/20/2022 | *  | 34:04 | 2-5    | .400   | 1-4        | .250  | 0-2         | .000  | 1        | 4   | 5   | 5.2 | 3   | 1  | 4  | 1   | 1   | 5   | 10.0 |      |
| USC Upstate          | 11/25/2022 | *  | 30:20 | 6-9    | .667   | 0-1        | .000  | 3-3         | 1.000 | 3        | 6   | 9   | 5.8 | 5   | 2  | 1  | 0   | 2   | 15  | 10.8 |      |
| at George Washington | 11/30/2022 | *  | 28:27 | 4-8    | .500   | 0-1        | .000  | 0-0         | .000  | 0        | 5   | 5   | 5.7 | 1   | 1  | 5  | 1   | 1   | 8   | 10.4 |      |
| at Georgetown        | 12/03/2022 | *  | 36:23 | 6-10   | .600   | 3-5        | .600  | 1-2         | .500  | 2        | 6   | 8   | 6.0 | 5   | 1  | 1  | 0   | 0   | 16  | 11.1 |      |
| Presbyterian         | 12/11/2022 | *  | 35:18 | 6-11   | .545   | 2-4        | .500  | 0-0         | .000  | 0        | 3   | 3   | 5.7 | 1   | 3  | 1  | 0   | 0   | 14  | 11.4 |      |
| at UAB               | 12/14/2022 | *  | 36:24 | 5-12   | .417   | 1-5        | .200  | 2-4         | .500  | 0        | 4   | 4   | 5.5 | 3   | 1  | 1  | 0   | 0   | 13  | 11.6 |      |
| vs East Carolina     | 12/17/2022 | *  | 38:52 | 6-11   | .545   | 0-3        | .000  | 3-3         | 1.000 | 2        | 3   | 5   | 5.5 | 2   | 0  | 3  | 0   | 0   | 15  | 11.9 |      |
| Western Ky.          | 12/22/2022 | *  | 33:08 | 3-14   | .214   | 0-6        | .000  | 5-9         | .556  | 4        | 1   | 5   | 5.4 | 4   | 1  | 3  | 0   | 1   | 11  | 11.8 |      |
| Eastern Mich.        | 12/30/2022 | *  | 32:45 | 1-5    | .200   | 0-2        | .000  | 6-10        | .600  | 1        | 5   | 6   | 5.5 | 2   | 2  | 0  | 1   | 1   | 8   | 11.5 |      |
| at Vanderbilt        | 01/03/2023 | *  | 32:36 | 5-14   | .357   | 2-6        | .333  | 0-0         | .000  | 0        | 4   | 4   | 5.4 | 5   | 1  | 1  | 1   | 1   | 12  | 11.6 |      |
| Tennessee            | 01/07/2023 | *  | 19:53 | 2-3    | .667   | 0-1        | .000  | 2-2         | 1.000 | 0        | 2   | 2   | 5.1 | 4   | 1  | 1  | 1   | 2   | 6   | 11.2 |      |
| at Kentucky          | 01/10/2023 | *  | 26:36 | 5-14   | .357   | 1-5        | .200  | 0-0         | .000  | 3        | 2   | 5   | 5.1 | 5   | 1  | 2  | 0   | 1   | 11  | 11.2 |      |
| Ole Miss             | 01/17/2023 | *  | 20:50 | 4-7    | .571   | 0-2        | .000  | 1-2         | .500  | 0        | 2   | 2   | 4.9 | 5   | 1  | 1  | 0   | 1   | 9   | 11.1 |      |
| Auburn               | 01/21/2023 | *  | 19:29 | 1-4    | .250   | 1-3        | .333  | 4-6         | .667  | 1        | 2   | 3   | 4.8 | 4   | 2  | 5  | 0   | 3   | 7   | 10.8 |      |
| at Florida           | 01/25/2023 | *  | 08:59 | 1-3    | .333   | 0-1        | .000  | 0-0         | .000  | 0        | 1   | 1   | 4.6 | 5   | 0  | 3  | 0   | 1   | 2   | 10.4 |      |
| at Georgia           | 01/28/2023 | *  | 31:10 | 7-10   | .700   | 2-5        | .400  | 1-2         | .500  | 6        | 4   | 10  | 4.9 | 5   | 2  | 0  | 0   | 0   | 17  | 10.7 |      |
| Mississippi St.      | 01/31/2023 | *  | 32:43 | 3-8    | .375   | 1-4        | .250  | 1-5         | .200  | 1        | 4   | 5   | 4.9 | 1   | 0  | 0  | 0   | 1   | 8   | 10.6 |      |
| Totals               |            |    | 21    | 601:30 | 81-189 | .429       | 17-73 | .233        | 43-68 | .632     | 29  | 74  | 103 | 4.9 | 75 | 22 | 41  | 10  | 20  | 222  | 10.6 |

### Player Averages

| Games Played | Minutes/game | Points/game | FG Pct | 3FG Pct | FT Pct | Rebounds/game | Assists/game | Turnovers/game | Assist/Turnover ratio | Steals/game | Blocks/game |
|--------------|--------------|-------------|--------|---------|--------|---------------|--------------|----------------|-----------------------|-------------|-------------|
| 21           | 28.6         | 10.6        | 42.9   | 23.3    | 63.2   | 4.9           | 1.0          | 2.0            | 0.5                   | 1.0         | 0.5         |

## PLAYER BIO

### 2022-23

- Missed first game of season with deep thigh bruise vs. A&M (Jan. 14)
- Had 16 points and pulled down eight rebounds in comeback road win at Georgetown (Dec. 3)
- Scored 15 points and led team with nine rebounds in victory vs. USC Upstate (Nov. 25)
- Had 10 points, four rebounds and a career-high three blocks vs. Davidson (Nov. 18)
- Shined in Gamecock debut with game-high 21 points in an 80-77 win over SC State (Nov. 8)

### PRE-SOUTH CAROLINA

- In 111 career games at The Citadel (2017-2022), averaged 12.6 points, 6.7 rebounds and 1.7 assists while shooting 50.1 percent (516-of-1030) from the floor
- Scored 1,402 career points for The Citadel over five seasons, which is the seventh-most in program history
- Became the second player in The Citadel's program history to score 1,400 points and collect 700 rebounds
- Two-time First Team All-Southern Conference selection (2021, 2022)
- Nearly averaged a double-double during the 2021-22 season, averaging 18.8 points and 9.5 rebounds per game
- Averaged a double-double in 2020-21 with 18.8 points and 10.5 rebounds per game
- Scored 20 or more points in 24 career games, including 30 points or more on four different occasions
- Notched 28 career double-doubles for The Citadel, which is a program record
- Grabbed 10 or more rebounds 29 times over the course of five seasons
- Scored 20 points or more and grabbed 10 or more rebounds 13 times at The Citadel
- A standout off the court in the classroom, Brown made the Dean's List five times at The Citadel and was a three-time SoCon Honor Roll selection

### PERSONAL

- Son of Jeff and Jackie
- Has a brother, Janson, who played lacrosse at Lincoln Memorial University
- Earned a degree in business administration from The Citadel

## CAREER STATS

|               |      |         |           | Field Goals |      | 3-Point  |      | F-Throws |      | Rebounds |     |     |      |        |     |     |     |     |      | Scoring |  |
|---------------|------|---------|-----------|-------------|------|----------|------|----------|------|----------|-----|-----|------|--------|-----|-----|-----|-----|------|---------|--|
| SEASON        | TEAM | GP-GS   | MIN/AVG   | FG-FGA      | FG%  | 3FG-3FGA | 3FG% | FT-FTA   | FT%  | OFF      | DEF | TOT | AVG  | PF-FO  | A   | TO  | BLK | STL | PTS  | AVG     |  |
| 2017-18       | Cit  | 29-9    | 390/13.4  | 56-130      | .431 | 12-43    | .279 | 26-37    | .703 | 22       | 57  | 79  | 2.7  | 55-3   | 26  | 31  | 6   | 23  | 150  | 5.2     |  |
| 2018-19       | Cit  | 22-13   | 437/19.9  | 63-128      | .492 | 15-52    | .288 | 17-22    | .773 | 46       | 65  | 111 | 5.0  | 68-4   | 19  | 28  | 8   | 23  | 158  | 7.2     |  |
| 2019-20       | Cit  | 6-5     | 112/18.7  | 31-57       | .544 | 8-19     | .421 | 10-14    | .714 | 4        | 16  | 20  | 3.3  | 13-0   | 7   | 16  | 2   | 8   | 80   | 13.3    |  |
| 2020-21       | Cit  | 24-24   | 755/31.5  | 159-313     | .508 | 26-91    | .286 | 107-152  | .704 | 55       | 197 | 252 | 10.5 | 67-3   | 67  | 60  | 9   | 27  | 451  | 18.8    |  |
| 2021-22       | Cit  | 30-30   | 964/32.1  | 207-402     | .515 | 33-116   | .284 | 116-185  | .627 | 67       | 219 | 286 | 9.5  | 74-3   | 68  | 68  | 5   | 33  | 563  | 18.8    |  |
| 2022-23       | USC  | 21-21   | 602/28.6  | 81-189      | .429 | 17-73    | .233 | 43-68    | .632 | 29       | 74  | 103 | 4.9  | 75-7   | 22  | 41  | 10  | 20  | 222  | 10.6    |  |
| TOTAL FOR USC |      | 21-21   | 602/28.6  | 81-189      | .429 | 17-73    | .233 | 43-68    | .632 | 29       | 74  | 103 | 4.9  | 75-7   | 22  | 41  | 10  | 20  | 222  | 10.6    |  |
| TOTAL         |      | 132-102 | 3260/24.7 | 597-1219    | .490 | 111-394  | .282 | 319-478  | .667 | 223      | 628 | 851 | 6.4  | 352-20 | 209 | 244 | 40  | 134 | 1624 | 12.3    |  |

# 2 CHICO CARTER JR.

Sr. • Guard • 6-3 • 192 • Columbia, S.C. // Murray State // Cardinal Newman School (Columbia, S.C.)

## CAREER HIGHS

### Single Game Highs

| Statistic    | Value  |
|--------------|--|
| Points       | 27 at Tennessee Tech 02/27/21                  |
| Rebounds     | 6 at Vanderbilt 01/03/23                       |
| Assists      | 9 vs Brescia 11/16/19                          |
| Steals       | 3 4 times                                      |
| Blocks       | 1 9 times                                      |
| FG Made      | 9 5 times                                      |
| FG Attempts  | 18 at Tennessee Tech 02/27/21                  |
| 3FG Made     | 6 vs Davidson 11/18/22                         |
| 3FG Attempts | 8 at Georgetown 12/03/22, vs Davidson 11/18/22 |
| FT Made      | 9 at Clemson 12/18/21                          |
| FT Attempts  | 10 at Clemson 12/18/21                         |

## SUPERLATIVES

|                          | '22-23 | Career |
|--------------------------|--------|--------|
| Double-figure scoring    | 10     | 38     |
| Double-figure rebounding | -      | -      |
| Double-double            | -      | -      |
| 3+ assists               | 5      | 24     |
| 2+ steals                | 4      | 22     |
| Team high scoring        | 4      | 16     |
| Team high rebounding     | -      | -      |
| Team high assists        | 2      | 2      |
| Team high steals         | 8      | 8*     |

includes led, or shared team high

\* indicates at South Carolina



INSTAGRAM: chicocarterjr

TWITTER: @ccarterjr3

## 2022-23 GAME-BY-GAME

| Opponent             | Date       | GS | MIN   | Total  |        | 3-Pointers |       | Free throws |       | Rebounds |     |     | PF  | A   | TO | BLK | STL | PTS | AVG |      |      |
|----------------------|------------|----|-------|--------|--------|------------|-------|-------------|-------|----------|-----|-----|-----|-----|----|-----|-----|-----|-----|------|------|
|                      |            |    |       | FG     | PCT    | 3FG        | PCT   | FT          | PCT   | OFF      | DEF | TOT | AVG |     |    |     |     |     |     |      |      |
| South Carolina St.   | 11/08/2022 | *  | 37:40 | 2-11   | .182   | 0-4        | .000  | 1-3         | .333  | 0        | 0   | 0   | 0.0 | 2   | 3  | 0   | 0   | 1   | 5   | 5.0  |      |
| Clemson              | 11/11/2022 | *  | 30:57 | 6-9    | .667   | 4-6        | .667  | 0-0         | .000  | 0        | 1   | 1   | 0.5 | 0   | 3  | 3   | 0   | 2   | 16  | 10.5 |      |
| vs Colorado St.      | 11/17/2022 | *  | 28:33 | 2-9    | .222   | 1-4        | .250  | 0-0         | .000  | 0        | 2   | 2   | 1.0 | 1   | 1  | 3   | 0   | 0   | 5   | 8.7  |      |
| vs Davidson          | 11/18/2022 | *  | 39:04 | 9-14   | .643   | 6-8        | .750  | 2-3         | .667  | 0        | 4   | 4   | 1.8 | 2   | 2  | 2   | 0   | 0   | 26  | 13.0 |      |
| vs Furman            | 11/20/2022 | *  | 32:28 | 7-11   | .636   | 3-4        | .750  | 0-0         | .000  | 0        | 2   | 2   | 1.8 | 1   | 2  | 2   | 0   | 0   | 17  | 13.8 |      |
| at George Washington | 11/30/2022 | *  | 27:51 | 4-8    | .500   | 3-4        | .750  | 2-2         | 1.000 | 1        | 0   | 1   | 1.7 | 1   | 1  | 1   | 0   | 0   | 13  | 13.7 |      |
| at Georgetown        | 12/03/2022 | *  | 32:36 | 3-10   | .300   | 1-8        | .125  | 0-0         | .000  | 1        | 2   | 3   | 1.9 | 1   | 3  | 3   | 0   | 0   | 7   | 12.7 |      |
| Presbyterian         | 12/11/2022 | *  | 36:28 | 2-4    | .500   | 2-4        | .500  | 0-0         | .000  | 2        | 2   | 4   | 2.1 | 1   | 0  | 1   | 0   | 2   | 6   | 11.9 |      |
| at UAB               | 12/14/2022 | *  | 32:05 | 4-7    | .571   | 4-4        | 1.000 | 1-2         | .500  | 0        | 1   | 1   | 2.0 | 1   | 1  | 1   | 0   | 0   | 13  | 12.0 |      |
| vs East Carolina     | 12/17/2022 | *  | 21:51 | 2-7    | .286   | 1-4        | .250  | 0-1         | .000  | 0        | 1   | 1   | 1.9 | 2   | 1  | 1   | 0   | 1   | 5   | 11.3 |      |
| Western Ky.          | 12/22/2022 | *  | 25:14 | 3-5    | .600   | 1-2        | .500  | 1-2         | .500  | 0        | 1   | 1   | 1.8 | 4   | 3  | 0   | 0   | 0   | 8   | 11.0 |      |
| Eastern Mich.        | 12/30/2022 | *  | 28:53 | 6-7    | .857   | 2-3        | .667  | 1-2         | .500  | 1        | 0   | 1   | 1.8 | 1   | 1  | 0   | 0   | 2   | 15  | 11.3 |      |
| at Vanderbilt        | 01/03/2023 | *  | 36:13 | 9-14   | .643   | 4-6        | .667  | 2-4         | .500  | 3        | 3   | 6   | 2.1 | 2   | 4  | 0   | 0   | 0   | 24  | 12.3 |      |
| Tennessee            | 01/07/2023 | *  | 31:20 | 1-5    | .200   | 1-5        | .200  | 2-2         | 1.000 | 0        | 3   | 3   | 2.1 | 1   | 1  | 4   | 1   | 2   | 5   | 11.8 |      |
| at Kentucky          | 01/10/2023 | *  | 31:48 | 1-4    | .250   | 1-2        | .500  | 0-0         | .000  | 0        | 1   | 1   | 2.1 | 1   | 0  | 1   | 0   | 0   | 3   | 11.2 |      |
| Texas A&M            | 01/14/2023 | *  | 30:49 | 4-9    | .444   | 0-2        | .000  | 0-0         | .000  | 0        | 0   | 0   | 1.9 | 2   | 2  | 2   | 0   | 1   | 8   | 11.0 |      |
| Ole Miss             | 01/17/2023 | *  | 37:06 | 5-10   | .500   | 2-4        | .500  | 0-0         | .000  | 1        | 3   | 4   | 2.1 | 5   | 2  | 2   | 0   | 1   | 12  | 11.1 |      |
| Auburn               | 01/21/2023 | *  | 38:22 | 3-8    | .375   | 1-6        | .167  | 1-2         | .500  | 0        | 2   | 2   | 2.1 | 5   | 0  | 0   | 0   | 2   | 8   | 10.9 |      |
| at Florida           | 01/25/2023 | *  | 31:08 | 5-8    | .625   | 2-3        | .667  | 0-0         | .000  | 0        | 2   | 2   | 2.1 | 0   | 0  | 1   | 0   | 0   | 12  | 10.9 |      |
| at Georgia           | 01/28/2023 | *  | 33:05 | 4-7    | .571   | 4-5        | .800  | 0-0         | .000  | 0        | 0   | 0   | 2.0 | 1   | 1  | 2   | 0   | 1   | 12  | 11.0 |      |
| Mississippi St.      | 01/31/2023 | *  | 12:25 | 0-0    | .000   | 0-0        | .000  | 0-0         | .000  | 0        | 0   | 0   | 1.9 | 1   | 0  | 0   | 0   | 0   | 0   | 10.5 |      |
| Totals               |            |    | 21    | 655:56 | 82-167 | .491       | 43-88 | .489        | 13-23 | .565     | 9   | 30  | 39  | 1.9 | 35 | 31  | 29  | 1   | 15  | 220  | 10.5 |

## Player Averages

| Games Played | Minutes/game | Points/game | FG Pct | 3FG Pct | FT Pct | Rebounds/game | Assists/game | Turnovers/game | Assist/Turnover ratio | Steals/game | Blocks/game |
|--------------|--------------|-------------|--------|---------|--------|---------------|--------------|----------------|-----------------------|-------------|-------------|
| 21           | 31.2         | 10.5        | 49.1   | 48.9    | 56.5   | 1.9           | 1.5          | 1.4            | 1.1                   | 0.7         | 0.0         |

## PLAYER BIO

### 2022-23

- Missed Upstate game (Nov. 25) with ankle injury
- Went 7-of-11 and 3-for-4 from distance, scoring 17 points vs. Furman (Nov. 20) in the team's final game of the Charleston Classic
- Had season-high 26 points vs. Davidson (Nov. 18), with six makes on eight attempts from behind the arc (both career highs)
- Hit game-winning bucket with 0.9 seconds left to knockoff in-state rival Clemson (Nov. 11), 60-58; had game-high 16 points and was 4-of-6 from 3

### 2021-22

- Saw action in 24 games, making his lone start in a 105-75 rout of Army (Dec. 22); was 7-of-13 from the field and had 20 points
- Averaged 4.2 points per game in limited minutes
- Scored season-high 21 points at Clemson (Dec. 18); went 9-of-10 at the free throw line (both career highs) in the game
- Had one double figure outing in SEC play, scoring 12 points vs. Florida (Jan. 15) on 5-of-9 shooting

### PRE-SOUTH CAROLINA

- Earned two letters at Murray State, averaging 9.7 points, 1.6 rebounds and 2.1 assists in 21.3 minutes per game (48 games played)
- As a sophomore for the Racers, started the final nine games of the season, averaging 16.9 points during the stretch, hitting 51.8 percent (57-110) of his attempts from the field
- As a freshman, saw action in 22 games, averaging 6.3 points per game with 51 assists on the year
- Played high school basketball at Cardinal Newman School where he left the school's all-time leading scorer (1,868 points)
- Averaged 24.5 points, 5.6 rebounds and 4.0 assists per game as a senior when he helped Cardinal Newman to the state title

### PERSONAL

- Son of Chico Sr. and Kitty Carter
- Has a sister, Cierra
- Both parents played basketball at Morris College, and his sister played basketball at Furman University
- Cierra had a standout career on the court for Furman (2015-18), earning several postseason accolades
- After basketball, he would like to coach, or own his own business
- Chose South Carolina because "I'm from Columbia, so when I got the opportunity to come back I couldn't pass it up. Coach Martin and I had a relationship coming out of high school, so that played a part in my coming to South Carolina as well."
- A sociology major

## CAREER STATS

|               |      |       |           | Field Goals |      | 3-Point  |      | F-Throws |      | Rebounds |     |     |     |       |     |     |     |     | Scoring |      |
|---------------|------|-------|-----------|-------------|------|----------|------|----------|------|----------|-----|-----|-----|-------|-----|-----|-----|-----|---------|------|
| SEASON        | TEAM | GP-GS | MIN/AVG   | FG-FGA      | FG%  | 3FG-3FGA | 3FG% | FT-FTA   | FT%  | OFF      | DEF | TOT | AVG | PF-FO | A   | TO  | BLK | STL | PTS     | AVG  |
| 2019-20       | MUR  | 22-2  | 396/18.0  | 48-108      | .444 | 13-34    | .382 | 29-33    | .879 | 3        | 31  | 34  | 1.5 | 39-0  | 51  | 34  | 3   | 13  | 138     | 6.3  |
| 2020-21       | MUR  | 26-9  | 626/24.1  | 122-240     | .508 | 46-104   | .442 | 39-48    | .813 | 3        | 41  | 44  | 1.7 | 36-0  | 50  | 52  | 3   | 29  | 329     | 12.7 |
| 2021-22       | USC  | 24-1  | 228/9.5   | 35-86       | .407 | 11-29    | .379 | 19-23    | .826 | 1        | 12  | 13  | 0.5 | 13-0  | 14  | 19  | 2   | 10  | 100     | 4.2  |
| 2022-23       | USC  | 21-21 | 656/31.2  | 82-167      | .491 | 43-88    | .489 | 13-23    | .565 | 9        | 30  | 39  | 1.9 | 35-2  | 31  | 29  | 1   | 15  | 220     | 10.5 |
| TOTAL FOR USC |      | 45-22 | 884/19.6  | 117-253     | .462 | 54-117   | .462 | 32-46    | .696 | 10       | 42  | 52  | 1.2 | 48-2  | 45  | 48  | 3   | 25  | 320     | 7.1  |
| TOTAL         |      | 93-33 | 1906/20.5 | 287-601     | .478 | 113-255  | .443 | 100-127  | .787 | 16       | 114 | 130 | 1.4 | 123-2 | 146 | 134 | 9   | 67  | 787     | 8.5  |



# 44 FORD COOPER JR.

Sr. • Guard • 6-3 • 193 • Charlotte, N.C. // Missouri State // United Faith Christian Academy (Charlotte, N.C.)

## CAREER HIGHS

### Single Game Highs

| Statistic    | Value  |
|--------------|--|
| Points       | 7 at Evansville 01/18/20   |
| Rebounds     | 7 vs Valparaiso 01/23/20   |
| Assists      | 5 at Drake 01/26/20  |
| Steals       | 3 vs Bradley 01/15/20  |
| Blocks       | 1 vs Murray St. 12/03/19   |
| FG Made      | 2 vs Bradley 01/15/20, vs Saint Joseph's 11/22/19, vs Texas A&M 01/14/23 |
| FG Attempts  | 5 5 times  |
| 3FG Made     | 2 vs Bradley 01/15/20, vs Saint Joseph's 11/22/19, vs Texas A&M 01/14/23 |
| 3FG Attempts | 4 at UNI 01/29/20, vs Bradley 01/15/20, at George Washington 11/30/22    |
| FT Made      | 5 at Evansville 01/18/20   |
| FT Attempts  | 5 at Evansville 01/18/20   |

## SUPERLATIVES

|                          | '22-23 | Career |
|--------------------------|--------|--------|
| Double-figure scoring    | -      | -      |
| Double-figure rebounding | -      | -      |
| Double-double            | -      | -      |
| 2+ assists               | 1      | 11     |
| Team high scoring*       | -      | -      |
| Team high rebounding*    | -      | -      |
| Team high assists*       | -      | -      |
| Team high steals*        | 1      | 1      |

includes led, or shared team high  
\* at South Carolina



**INSTAGRAM:** fordcooper1\_  
**TWITTER:** -

## 2022-23 GAME-BY-GAME

| Opponent             | Date       | GS | MIN      | Total  |       | 3-Pointers |       | Free throws |       | Rebounds |     |     |     | PF | A | TO | BLK | STL | PTS | AVG |
|----------------------|------------|----|----------|--------|-------|------------|-------|-------------|-------|----------|-----|-----|-----|----|---|----|-----|-----|-----|-----|
|                      |            |    |          | FG-FGA | PCT   | 3FG-3FGA   | PCT   | FT-FTA      | PCT   | OFF      | DEF | TOT | AVG |    |   |    |     |     |     |     |
| vs Colorado St.      | 11/17/2022 |    | 02:44    | 0-0    | .000  | 0-0        | .000  | 0-0         | .000  | 0        | 1   | 1   | 1.0 | 0  | 0 | 0  | 0   | 0   | 0.0 |     |
| vs Furman            | 11/20/2022 |    | 01:24    | 0-0    | .000  | 0-0        | .000  | 0-0         | .000  | 0        | 0   | 0   | 0.5 | 0  | 0 | 0  | 0   | 0   | 0.0 |     |
| USC Upstate          | 11/25/2022 |    | 28:20    | 1-5    | .200  | 0-3        | .000  | 2-2         | 1.000 | 1        | 1   | 2   | 1.0 | 1  | 0 | 0  | 0   | 4   | 1.3 |     |
| at George Washington | 11/30/2022 |    | 13:14    | 1-5    | .200  | 1-4        | .250  | 0-0         | .000  | 0        | 2   | 2   | 1.3 | 2  | 1 | 0  | 0   | 3   | 1.8 |     |
| at Georgetown        | 12/03/2022 |    | 16:04    | 0-1    | .000  | 0-1        | .000  | 0-0         | .000  | 0        | 1   | 1   | 1.2 | 1  | 0 | 0  | 1   | 0   | 1.4 |     |
| Presbyterian         | 12/11/2022 |    | 02:39    | 0-0    | .000  | 0-0        | .000  | 0-0         | .000  | 0        | 0   | 0   | 1.0 | 1  | 0 | 0  | 0   | 0   | 1.2 |     |
| at UAB               | 12/14/2022 |    | 07:03    | 0-0    | .000  | 0-0        | .000  | 0-0         | .000  | 0        | 2   | 2   | 1.1 | 1  | 1 | 0  | 0   | 0   | 1.0 |     |
| vs East Carolina     | 12/17/2022 |    | 01:09    | 0-0    | .000  | 0-0        | .000  | 0-0         | .000  | 0        | 0   | 0   | 1.0 | 0  | 0 | 0  | 0   | 0   | 0.9 |     |
| Western Ky.          | 12/22/2022 |    | 04:58    | 0-1    | .000  | 0-1        | .000  | 0-0         | .000  | 0        | 0   | 0   | 0.9 | 1  | 0 | 0  | 0   | 0   | 0.8 |     |
| Eastern Mich.        | 12/30/2022 |    | 03:25    | 0-1    | .000  | 0-1        | .000  | 0-0         | .000  | 0        | 1   | 1   | 0.9 | 0  | 0 | 0  | 0   | 0   | 0.7 |     |
| Tennessee            | 01/07/2023 |    | 09:29    | 0-3    | .000  | 0-2        | .000  | 0-0         | .000  | 0        | 0   | 0   | 0.8 | 0  | 0 | 1  | 0   | 0   | 0.6 |     |
| Texas A&M            | 01/14/2023 |    | 09:52    | 2-3    | .667  | 2-3        | .667  | 0-0         | .000  | 1        | 0   | 1   | 0.8 | 2  | 0 | 1  | 0   | 6   | 1.1 |     |
| Ole Miss             | 01/17/2023 |    | 00:13    | 0-0    | .000  | 0-0        | .000  | 0-0         | .000  | 0        | 0   | 0   | 0.8 | 0  | 0 | 0  | 0   | 0   | 1.0 |     |
| at Florida           | 01/25/2023 |    | 08:11    | 1-1    | 1.000 | 1-1        | 1.000 | 0-0         | .000  | 0        | 2   | 2   | 0.9 | 1  | 1 | 0  | 0   | 3   | 1.1 |     |
| at Georgia           | 01/28/2023 |    | 05:14    | 0-1    | .000  | 0-1        | .000  | 0-0         | .000  | 0        | 1   | 1   | 0.9 | 0  | 0 | 0  | 0   | 0   | 1.1 |     |
| Mississippi St.      | 01/31/2023 |    | 13:22    | 0-2    | .000  | 0-2        | .000  | 0-0         | .000  | 0        | 0   | 0   | 0.8 | 1  | 0 | 0  | 0   | 0   | 1.0 |     |
| Totals               |            |    | 0 127:22 | 5-23   | .217  | 4-19       | .211  | 2-2         | 1.000 | 2        | 11  | 13  | 0.8 | 11 | 3 | 4  | 0   | 1   | 16  | 1.0 |

### Player Averages

| Games Played | Minutes/ game | Points/ game | FG Pct | 3FG Pct | FT Pct | Rebounds/ game | Assists/ game | Turnovers/ game | Assist/Turnover ratio | Steals/ game | Blocks/ game |
|--------------|---------------|--------------|--------|---------|--------|----------------|---------------|-----------------|-----------------------|--------------|--------------|
| 16           | 8.0           | 1.0          | 21.7   | 21.1    | 100.0  | 0.8            | 0.2           | 0.3             | 0.8                   | 0.1          | 0.0          |

## PLAYER BIO

### 2022-23

- Hit two 3s and scored six points, his most as a Gamecock, vs. Texas A&M (Jan. 14)
- Had first career steal as a Gamecock at Georgetown (Dec. 3)
- Played career-high 28 minutes in a Gamecock uniform in comeback victory over USC Upstate (Nov. 25) ; had four points and pair of rebounds
- Made his first two appearances of the season at the Charleston Classic vs. Colorado State (Nov. 18) and Furman (Nov. 20)
- Has not played yet this season

### 2021-22

- Made season debut in blowout win vs. Allen (Dec. 14) ; scored first career points as a Gamecock knocking down a corner three ; also had two assists in seven minutes of action

### 2020-21

- Saw first action career action in Garnet & Black vs. Texas A&M (Jan. 6)

### PRE-SOUTH CAROLINA

- Spent freshman season at Missouri State where he played in 27 games with five starts
- His 2.9 assist-to-turnover ratio in MVC games ranked third in the league (20 assists, 7 turnovers) in 2019-20

### PERSONAL

- Son of Ruby and Ford Cooper Sr.
- Has two sisters, Riley and Elle
- His advice to young people is "never stop imagining"
- Credits Mexico as his favorite vacation destination, and his favorite dessert is cake
- An African American Studies major

## CAREER STATS

|               |      |       |          | Field Goals |       | 3-Point  |       | F-Throws |       | Rebounds |     |     |     |       |    |    |     |     | Scoring |     |
|---------------|------|-------|----------|-------------|-------|----------|-------|----------|-------|----------|-----|-----|-----|-------|----|----|-----|-----|---------|-----|
| SEASON        | TEAM | GP-GS | MIN/AVG  | FG-FGA      | FG%   | 3FG-3FGA | 3FG%  | FT-FTA   | FT%   | OFF      | DEF | TOT | AVG | PF-FO | A  | TO | BLK | STL | PTS     | AVG |
| 2019-20       | MOST | 27-5  | 323/12.0 | 14-48       | .292  | 13-35    | .371  | 9-11     | .818  | 2        | 24  | 26  | 1.0 | 38-1  | 31 | 21 | 1   | 14  | 50      | 1.9 |
| 2020-21       | USC  | 1-0   | 2/1.6    | 0-0         | .000  | 0-0      | .000  | 0-0      | .000  | 0        | 0   | 0   | 0.0 | 0-0   | 0  | 0  | 0   | 0   | 0       | 0.0 |
| 2021-22       | USC  | 1-0   | 7/7.4    | 1-1         | 1.000 | 1-1      | 1.000 | 0-0      | .000  | 0        | 0   | 0   | 0.0 | 0-0   | 2  | 1  | 0   | 0   | 3       | 3.0 |
| 2022-23       | USC  | 16-0  | 127/8.0  | 5-23        | .217  | 4-19     | .211  | 2-2      | 1.000 | 2        | 11  | 13  | 0.8 | 11-0  | 3  | 4  | 0   | 1   | 16      | 1.0 |
| TOTAL FOR USC |      | 18-0  | 136/7.6  | 6-24        | .250  | 5-20     | .250  | 2-2      | 1.000 | 2        | 11  | 13  | 0.7 | 11-0  | 5  | 5  | 0   | 1   | 19      | 1.1 |
| TOTAL         |      | 45-5  | 460/10.2 | 20-72       | .278  | 18-55    | .327  | 11-13    | .846  | 4        | 35  | 39  | 0.9 | 49-1  | 36 | 26 | 1   | 15  | 69      | 1.5 |

# 12 ZACHARY DAVIS

Fr. • 6-8 • 192 • Orangeburg, S.C. // Denmark-Olar (Denmark, S.C.)

## CAREER HIGHS

### Single Game Highs

| Statistic    | Value  |
|--------------|--|
| Points       | 13 vs Texas A&M 01/14/23   |
| Rebounds     | 6 vs Eastern Mich. 12/30/22  |
| Assists      | 2 vs Tennessee 01/07/23, at Florida 01/25/23                             |
| Steals       | 2 vs Texas A&M 01/14/23  |
| Blocks       | 2 vs Tennessee 01/07/23  |
| FG Made      | 4 vs Texas A&M 01/14/23  |
| FG Attempts  | 8 vs USC Upstate 11/25/22  |
| 3FG Made     | 1 vs USC Upstate 11/25/22, at Vanderbilt 01/03/23, vs Texas A&M 01/14/23 |
| 3FG Attempts | 5 vs USC Upstate 11/25/22  |
| FT Made      | 4 vs Texas A&M 01/14/23  |
| FT Attempts  | 5 vs Texas A&M 01/14/23  |

## SUPERLATIVES

|                          |        |
|--------------------------|--------|
|                          | '22-23 |
| Double-figure scoring    | 1      |
| Double-figure rebounding | -      |
| Double-double            | -      |
| 3+ assists               | -      |
| 2+ steals                | 1      |
| Team high scoring        | 1      |
| Team high rebounding     | -      |
| Team high assists        | 2      |
| Team high steals         | 4      |

*includes led, or shared team high*



**INSTAGRAM:** therealzloo

**TWITTER:** @\_ZachDavis12

## 2022-23 GAME-BY-GAME

| Opponent             | Date         | GS       | MIN           | Total FG-FGA | PCT         | 3FG-3FGA    | PCT         | FT-FTA     | PCT         | Rebounds OFF DEF TOT AVG | PF        | A         | TO        | BLK      | STL      | PTS       | AVG        |
|----------------------|--------------|----------|---------------|--------------|-------------|-------------|-------------|------------|-------------|--------------------------|-----------|-----------|-----------|----------|----------|-----------|------------|
| South Carolina St.   | 11/08/2022   |          | 18:53         | 2-5          | .400        | 0-3         | .000        | 0-0        | .000        | 1 2 3 3.0                | 1         | 0         | 2         | 0        | 0        | 4         | 4.0        |
| Clemson              | 11/11/2022   |          | 12:28         | 0-2          | .000        | 0-2         | .000        | 0-1        | .000        | 1 2 3 3.0                | 0         | 1         | 0         | 0        | 1        | 0         | 2.0        |
| vs Colorado St.      | 11/17/2022   |          | 17:23         | 0-1          | .000        | 0-0         | .000        | 0-0        | .000        | 0 1 1 2.3                | 0         | 0         | 1         | 0        | 0        | 0         | 1.3        |
| vs Davidson          | 11/18/2022   |          | 13:09         | 0-1          | .000        | 0-1         | .000        | 0-0        | .000        | 0 2 2 2.3                | 2         | 1         | 1         | 0        | 1        | 0         | 1.0        |
| vs Furman            | 11/20/2022   |          | 04:13         | 0-1          | .000        | 0-0         | .000        | 0-0        | .000        | 0 1 1 2.0                | 1         | 0         | 0         | 0        | 1        | 0         | 0.8        |
| USC Upstate          | 11/25/2022 * |          | 24:32         | 3-8          | .375        | 1-5         | .200        | 0-0        | .000        | 2 2 4 2.3                | 1         | 1         | 0         | 0        | 0        | 7         | 1.8        |
| at George Washington | 11/30/2022   |          | 14:06         | 2-3          | .667        | 0-1         | .000        | 0-0        | .000        | 1 2 3 2.4                | 1         | 1         | 0         | 0        | 1        | 4         | 2.1        |
| at Georgetown        | 12/03/2022   |          | 03:45         | 0-1          | .000        | 0-1         | .000        | 0-0        | .000        | 0 0 0 2.1                | 0         | 0         | 0         | 0        | 0        | 0         | 1.9        |
| vs East Carolina     | 12/17/2022   |          | 02:47         | 0-0          | .000        | 0-0         | .000        | 0-0        | .000        | 0 1 1 2.0                | 0         | 0         | 1         | 0        | 0        | 0         | 1.7        |
| Western Ky.          | 12/22/2022   |          | 06:46         | 0-1          | .000        | 0-0         | .000        | 0-0        | .000        | 1 1 2 2.0                | 1         | 0         | 1         | 0        | 1        | 0         | 1.5        |
| Eastern Mich.        | 12/30/2022   |          | 14:45         | 2-3          | .667        | 0-1         | .000        | 0-0        | .000        | 3 3 6 2.4                | 0         | 1         | 0         | 1        | 0        | 4         | 1.7        |
| at Vanderbilt        | 01/03/2023   |          | 09:51         | 1-1          | 1.000       | 1-1         | 1.000       | 0-0        | .000        | 0 1 1 2.3                | 0         | 0         | 0         | 0        | 0        | 3         | 1.8        |
| Tennessee            | 01/07/2023   |          | 13:25         | 0-2          | .000        | 0-1         | .000        | 0-0        | .000        | 0 2 2 2.2                | 0         | 2         | 0         | 2        | 1        | 0         | 1.7        |
| at Kentucky          | 01/10/2023   |          | 06:60         | 1-1          | 1.000       | 0-0         | .000        | 0-0        | .000        | 1 3 4 2.4                | 0         | 0         | 0         | 0        | 0        | 2         | 1.7        |
| Texas A&M            | 01/14/2023 * |          | 21:42         | 4-6          | .667        | 1-2         | .500        | 4-5        | .800        | 0 2 2 2.3                | 3         | 1         | 2         | 0        | 2        | 13        | 2.5        |
| Ole Miss             | 01/17/2023   |          | 17:09         | 3-4          | .750        | 0-0         | .000        | 0-0        | .000        | 1 3 4 2.4                | 3         | 0         | 0         | 0        | 0        | 6         | 2.7        |
| Auburn               | 01/21/2023   |          | 19:05         | 1-4          | .250        | 0-2         | .000        | 0-0        | .000        | 0 0 0 2.3                | 4         | 1         | 1         | 0        | 0        | 2         | 2.6        |
| at Florida           | 01/25/2023   |          | 15:50         | 0-2          | .000        | 0-1         | .000        | 2-2        | 1.000       | 2 1 3 2.3                | 2         | 2         | 0         | 0        | 0        | 2         | 2.6        |
| at Georgia           | 01/28/2023   |          | 10:59         | 0-0          | .000        | 0-0         | .000        | 0-0        | .000        | 0 3 3 2.4                | 1         | 0         | 2         | 0        | 0        | 0         | 2.5        |
| Mississippi St.      | 01/31/2023   |          | 13:38         | 1-1          | 1.000       | 0-0         | .000        | 0-0        | .000        | 1 1 2 2.4                | 1         | 0         | 1         | 0        | 1        | 2         | 2.5        |
| <b>Totals</b>        |              | <b>2</b> | <b>261:25</b> | <b>20-47</b> | <b>.426</b> | <b>3-21</b> | <b>.143</b> | <b>6-8</b> | <b>.750</b> | <b>14 33 47 2.4</b>      | <b>21</b> | <b>11</b> | <b>12</b> | <b>3</b> | <b>9</b> | <b>49</b> | <b>2.5</b> |

### Player Averages

| Games Played | Minutes/game | Points/game | FG Pct | 3FG Pct | FT Pct | Rebounds/game | Assists/game | Turnovers/game | Assist/Turnover ratio | Steals/game | Blocks/game |
|--------------|--------------|-------------|--------|---------|--------|---------------|--------------|----------------|-----------------------|-------------|-------------|
| 20           | 13.1         | 2.5         | 42.6   | 14.3    | 75.0   | 2.4           | 0.6          | 0.6            | 0.9                   | 0.5         | 0.2         |

## PLAYER BIO

### 2022-23

- Scored in double-figures for the first time as a Gamecock vs. Texas A&M (Jan. 14) ; led team with 13 points and pair of steals
- Logged first career start vs. USC Upstate (Nov. 25) ; had seven points and four rebounds
- Made Gamecock debut in 80-77 win vs. SC State (Nov. 8) ; had four points and three rebounds in 19 minutes of action

### PRE-SOUTH CAROLINA

- Three-star prospect, rated fourth-best player in the state via 247Sports and On3
- As a senior, led Denmark-Olar to an 18-7 record after averaging 24.2 points, 9.3 rebounds, 8.2 assists, 3.1 steals and 2.6 blocks per game
- Named 2022 1A Boys South Carolina Basketball Coaches Association Player of the Year
- Two-time all-state selection and three-time all-region pick
- Averaged 16.9 points per game as a junior and 16.6 points per game as a sophomore for the Vikings

### Personal

- Son of Hercules and Karla Davis – has an older sister, Danielle
- Dad was his high school coach at Denmark-Olar
- Earned a spot on the A-B honor roll every year of high school
- Born on July 28
- Mass communication major

## CAREER STATS

|         |      |       |          | Field Goals |      | 3-Point  |      | F-Throws |      | Rebounds |     |     |     |       |    |    |     |     | Scoring |     |
|---------|------|-------|----------|-------------|------|----------|------|----------|------|----------|-----|-----|-----|-------|----|----|-----|-----|---------|-----|
| SEASON  | TEAM | GP-GS | MIN/AVG  | FG-FGA      | FG%  | 3FG-3FGA | 3FG% | FT-FTA   | FT%  | OFF      | DEF | TOT | AVG | PF-FO | A  | TO | BLK | STL | PTS     | AVG |
| 2022-23 | USC  | 20-2  | 261/13.1 | 20-47       | .426 | 3-21     | .143 | 6-8      | .750 | 14       | 33  | 47  | 2.4 | 21-0  | 11 | 12 | 3   | 9   | 49      | 2.5 |
| TOTAL   |      | 20-2  | 261/13.1 | 20-47       | .426 | 3-21     | .143 | 6-8      | .750 | 14       | 33  | 47  | 2.4 | 21-0  | 11 | 12 | 3   | 9   | 49      | 2.5 |

# 33 JOSH GRAY

Jr. • Forward • 7-0 • 255 • Brooklyn, N.Y. // LSU // Putnam Science Academy (Putnam, Conn.)

## CAREER HIGHS


### Single Game Highs

| Statistic    | Value  |
|--------------|--|
| Points       | 11 at Florida 01/25/23   |
| Rebounds     | 14 vs Mississippi St. 01/31/23                                       |
| Assists      | 2 4 times  |
| Steals       | 2 4 times  |
| Blocks       | 3 4 times  |
| FG Made      | 4 vs USC Upstate 11/09/21, at Arkansas 01/18/22, at Florida 01/25/23 |
| FG Attempts  | 8 at Florida 01/25/23  |
| 3FG Attempts | 1 vs Western Ky. 11/14/21  |
| FT Made      | 3 vs Georgetown 12/05/21, at Florida 01/25/23                        |
| FT Attempts  | 7 at Florida 01/25/23  |

## SUPERLATIVES

|                          | '22-23 | Career |
|--------------------------|--------|--------|
| Double-figure scoring    | 1      | 1      |
| Double-figure rebounding | 3      | 4      |
| Double-double            | 1      | 1      |
| 2+ blocks                | 4      | 7      |
| Team high scoring        | -      | -      |
| Team high rebounding     | 6      | 9*     |
| Team high blocks         | 11     | 15*    |

includes led, or shared team high  
\* at South Carolina



**INSTAGRAM:** joshgrayofficial

**TWITTER:** @NWNBJosh

## 2022-23 GAME-BY-GAME

| Opponent             | Date       | GS       | MIN           | Total        |             | 3-Pointers |             | Free throws  |             | Rebounds  |           |            |            | PF        | A        | TO        | BLK       | STL      | PTS       | AVG        |
|----------------------|------------|----------|---------------|--------------|-------------|------------|-------------|--------------|-------------|-----------|-----------|------------|------------|-----------|----------|-----------|-----------|----------|-----------|------------|
|                      |            |          |               | FG-FGA       | PCT         | 3FG-3FGA   | PCT         | FT-FTA       | PCT         | OFF       | DEF       | TOT        | AVG        |           |          |           |           |          |           |            |
| South Carolina St.   | 11/08/2022 |          | 13:56         | 1-1          | 1.000       | 0-0        | .000        | 2-2          | 1.000       | 2         | 4         | 6          | 6.0        | 5         | 0        | 1         | 2         | 0        | 4         | 4.0        |
| Clemson              | 11/11/2022 |          | 19:03         | 2-6          | .333        | 0-0        | .000        | 2-5          | .400        | 5         | 5         | 10         | 8.0        | 1         | 1        | 0         | 3         | 0        | 6         | 5.0        |
| vs Colorado St.      | 11/17/2022 |          | 05:29         | 1-1          | 1.000       | 0-0        | .000        | 0-0          | .000        | 1         | 0         | 1          | 5.7        | 3         | 0        | 0         | 1         | 0        | 2         | 4.0        |
| vs Davidson          | 11/18/2022 |          | 05:36         | 1-1          | 1.000       | 0-0        | .000        | 0-2          | .000        | 1         | 1         | 2          | 4.8        | 1         | 0        | 0         | 1         | 0        | 2         | 3.5        |
| vs Furman            | 11/20/2022 |          | 09:11         | 1-1          | 1.000       | 0-0        | .000        | 1-2          | .500        | 0         | 1         | 1          | 4.0        | 1         | 0        | 2         | 1         | 0        | 3         | 3.4        |
| USC Upstate          | 11/25/2022 |          | 08:36         | 1-2          | .500        | 0-0        | .000        | 0-1          | .000        | 1         | 1         | 2          | 3.7        | 1         | 0        | 0         | 1         | 0        | 2         | 3.2        |
| at George Washington | 11/30/2022 |          | 15:03         | 2-2          | 1.000       | 0-0        | .000        | 0-0          | .000        | 2         | 1         | 3          | 3.6        | 4         | 0        | 1         | 0         | 0        | 4         | 3.3        |
| at Georgetown        | 12/03/2022 |          | 06:14         | 1-1          | 1.000       | 0-0        | .000        | 0-0          | .000        | 1         | 0         | 1          | 3.3        | 1         | 1        | 1         | 0         | 0        | 2         | 3.1        |
| Presbyterian         | 12/11/2022 |          | 20:56         | 1-2          | .500        | 0-0        | .000        | 2-2          | 1.000       | 3         | 4         | 7          | 3.7        | 3         | 0        | 0         | 1         | 1        | 4         | 3.2        |
| at UAB               | 12/14/2022 |          | 13:38         | 0-1          | .000        | 0-0        | .000        | 0-0          | .000        | 2         | 5         | 7          | 4.0        | 3         | 2        | 1         | 2         | 0        | 0         | 2.9        |
| vs East Carolina     | 12/17/2022 |          | 17:21         | 1-3          | .333        | 0-0        | .000        | 0-1          | .000        | 4         | 3         | 7          | 4.3        | 3         | 0        | 1         | 1         | 0        | 2         | 2.8        |
| Western Ky.          | 12/22/2022 |          | 06:22         | 0-0          | .000        | 0-0        | .000        | 0-0          | .000        | 1         | 1         | 2          | 4.1        | 1         | 1        | 0         | 0         | 0        | 0         | 2.6        |
| Eastern Mich.        | 12/30/2022 |          | 05:39         | 0-1          | .000        | 0-0        | .000        | 0-0          | .000        | 2         | 1         | 3          | 4.0        | 1         | 0        | 0         | 0         | 0        | 0         | 2.4        |
| at Vanderbilt        | 01/03/2023 |          | 06:10         | 2-2          | 1.000       | 0-0        | .000        | 1-2          | .500        | 1         | 2         | 3          | 3.9        | 3         | 0        | 1         | 0         | 0        | 5         | 2.6        |
| Tennessee            | 01/07/2023 |          | 16:07         | 1-3          | .333        | 0-0        | .000        | 0-0          | .000        | 5         | 0         | 5          | 4.0        | 1         | 0        | 1         | 0         | 2        | 2         | 2.5        |
| at Kentucky          | 01/10/2023 | *        | 24:14         | 2-6          | .333        | 0-0        | .000        | 0-0          | .000        | 1         | 2         | 3          | 3.9        | 2         | 1        | 3         | 1         | 0        | 4         | 2.6        |
| Texas A&M            | 01/14/2023 | *        | 10:55         | 1-2          | .500        | 0-0        | .000        | 0-0          | .000        | 0         | 1         | 1          | 3.8        | 3         | 0        | 0         | 1         | 0        | 2         | 2.6        |
| Ole Miss             | 01/17/2023 | *        | 12:49         | 2-3          | .667        | 0-0        | .000        | 0-0          | .000        | 0         | 2         | 2          | 3.7        | 2         | 1        | 0         | 1         | 0        | 4         | 2.7        |
| Auburn               | 01/21/2023 | *        | 21:02         | 2-4          | .500        | 0-0        | .000        | 2-2          | 1.000       | 5         | 3         | 8          | 3.9        | 1         | 0        | 1         | 0         | 0        | 6         | 2.8        |
| at Florida           | 01/25/2023 |          | 20:39         | 4-8          | .500        | 0-0        | .000        | 3-7          | .429        | 5         | 8         | 13         | 4.4        | 3         | 0        | 0         | 1         | 0        | 11        | 3.3        |
| at Georgia           | 01/28/2023 | *        | 23:14         | 2-5          | .400        | 0-0        | .000        | 0-0          | .000        | 2         | 4         | 6          | 4.4        | 4         | 0        | 2         | 2         | 0        | 4         | 3.3        |
| Mississippi St.      | 01/31/2023 | *        | 21:28         | 3-6          | .500        | 0-0        | .000        | 0-0          | .000        | 8         | 6         | 14         | 4.9        | 4         | 2        | 3         | 1         | 2        | 6         | 3.4        |
| <b>Totals</b>        |            | <b>5</b> | <b>303:43</b> | <b>31-61</b> | <b>.508</b> | <b>0-0</b> | <b>.000</b> | <b>13-26</b> | <b>.500</b> | <b>52</b> | <b>55</b> | <b>107</b> | <b>4.9</b> | <b>51</b> | <b>9</b> | <b>18</b> | <b>20</b> | <b>5</b> | <b>75</b> | <b>3.4</b> |

### Player Averages

| Games Played | Minutes/game | Points/game | FG Pct | 3FG Pct | FT Pct | Rebounds/game | Assists/game | Turnovers/game | Assist/Turnover ratio | Steals/game | Blocks/game |
|--------------|--------------|-------------|--------|---------|--------|---------------|--------------|----------------|-----------------------|-------------|-------------|
| 22           | 13.8         | 3.4         | 50.8   | 0.0     | 50.0   | 4.9           | 0.4          | 0.8            | 0.5                   | 0.2         | 0.9         |

## PLAYER BIO

### 2022-23

- Pulled down career-high 14 rebounds vs. Miss. State (Jan. 31) ; eight of them came on the offensive end
- Had career day at Florida (Jan. 25) with first double-double and first game in double figures scoring in college ; finished with 11 points (first double figure scoring game in college) and 13 rebounds
- Gave the team big minutes off the bench in 60-58 rivalry game win vs. Clemson (Nov. 11) ; had six points, 10 rebounds (second career double figure rebounding performance) and matched his career high with three blocks

### 2021-22

- Saw action in 25 games during first season in Garnet and Black ; started the first three games then came off the bench the remainder of the season, averaging 11.3 minutes per contest
- Averaged 2.9 points and 3.5 rebounds per game ; was 30-for-58 from the field (51.7 percent)
- Had a career-high three blocks on three separate occasions: vs. Rider (Nov. 28), vs. Vanderbilt (Jan. 26) and at No. 5/5 Auburn (March 5)
- Pulled down 11 rebounds at Arkansas (Jan. 18) ; also had eight points and was 4-of-6 from the field
- Had nine points in 80-67 win vs. Georgetown (Dec. 5)

### PRE-SOUTH CAROLINA

- Played freshman season at LSU where he averaged 0.8 points and 1.2 rebounds in 10 games
- Prior to college career, spent a season at Putnam Science Academy (Connecticut) helping his team capture the co-National Prep Championship and a 36-4 overall record
- At Putnam, averaged 9.8 points, 8.9 rebounds and 2.1 blocks per game
- Also participated in track and soccer in high school

### PERSONAL

- Son of Mr. and Mrs. Gray
- Is the youngest of three siblings
- Lists Giannis Antetokounmpo as his favorite professional basketball player
- His favorite dessert is cheesecake, and his favorite vacation spot is France
- A mass communications major

## CAREER STATS

| SEASON               | TEAM | GP-GS       | MIN/AVG         | Field Goals   |             | 3-Point    |             | F-Throws     |             | Rebounds  |            |            |            | Scoring     |           |           |           |           |            |            |
|----------------------|------|-------------|-----------------|---------------|-------------|------------|-------------|--------------|-------------|-----------|------------|------------|------------|-------------|-----------|-----------|-----------|-----------|------------|------------|
|                      |      |             |                 | FG-FGA        | FG%         | 3FG-3FGA   | 3FG%        | FT-FTA       | FT%         | OFF       | DEF        | TOT        | AVG        | PF-FO       | A         | TO        | BLK       | STL       | PTS        | AVG        |
| 2020-21              | LSU  | 10-0        | 33/3.3          | 3-6           | .500        | 0-0        | .000        | 2-7          | .286        | 5         | 7          | 12         | 1.2        | 7-0         | 0         | 2         | 1         | 0         | 8          | 0.8        |
| 2021-22              | USC  | 25-3        | 284/11.3        | 30-58         | .517        | 0-1        | .000        | 13-34        | .382        | 36        | 51         | 87         | 3.5        | 37-0        | 9         | 12        | 17        | 11        | 73         | 2.9        |
| 2022-23              | USC  | 22-5        | 304/13.8        | 31-61         | .508        | 0-0        | .000        | 13-26        | .500        | 52        | 55         | 107        | 4.9        | 51-1        | 9         | 18        | 20        | 5         | 75         | 3.4        |
| <b>TOTAL FOR USC</b> |      | <b>47-8</b> | <b>587/12.5</b> | <b>61-119</b> | <b>.513</b> | <b>0-1</b> | <b>.000</b> | <b>26-60</b> | <b>.433</b> | <b>88</b> | <b>106</b> | <b>194</b> | <b>4.1</b> | <b>88-1</b> | <b>18</b> | <b>30</b> | <b>37</b> | <b>16</b> | <b>148</b> | <b>3.1</b> |
| <b>TOTAL</b>         |      | <b>57-8</b> | <b>621/10.9</b> | <b>64-125</b> | <b>.512</b> | <b>0-1</b> | <b>.000</b> | <b>28-67</b> | <b>.418</b> | <b>93</b> | <b>113</b> | <b>206</b> | <b>3.6</b> | <b>95-1</b> | <b>18</b> | <b>32</b> | <b>38</b> | <b>16</b> | <b>156</b> | <b>2.7</b> |



# 30 DANIEL HANKINS-SANFORD

Fr. • Forward • 6-8 • 233 • Charlotte, N.C. // Julius L. Chambers (Charlotte, N.C.)

## CAREER HIGHS

### Single Game Highs

| Statistic    | Value   |
|--------------|---|
| Points       | 8 vs Eastern Mich. 12/30/22                   |
| Rebounds     | 8 vs Western Ky. 12/22/22                     |
| Assists      | 3 vs Furman 11/20/22                          |
| Steals       | 1 vs Tennessee 01/07/23, vs Ole Miss 01/17/23 |
| Blocks       | 1 vs South Carolina St. 11/08/22              |
| FG Made      | 4 vs Eastern Mich. 12/30/22                   |
| FG Attempts  | 8 vs Eastern Mich. 12/30/22                   |
| 3FG Made     | 1 vs Tennessee 01/07/23, at Kentucky 01/10/23 |
| 3FG Attempts | 2 vs Furman 11/20/22                          |

## SUPERLATIVES

|                          | '22-23 |
|--------------------------|--------|
| Double-figure scoring    | -      |
| Double-figure rebounding | -      |
| Double-double            | -      |
| 2+ blocks                | -      |
| 2+ steals                | -      |
| Team high scoring        | -      |
| Team high rebounding     | 1      |
| Team high blocks         | -      |
| Team high steals         | 1      |

includes led, or shared team high



**INSTAGRAM:** danwiththetackzz

**TWITTER:** @danielsanford30

## 2022-23 GAME-BY-GAME

| Opponent           | Date       | GS | MIN             | Total        |             | 3-Pointers |             | Free throws |             | Rebounds  |           |           |            | PF        | A        | TO       | BLK      | STL      | PTS       | AVG        |
|--------------------|------------|----|-----------------|--------------|-------------|------------|-------------|-------------|-------------|-----------|-----------|-----------|------------|-----------|----------|----------|----------|----------|-----------|------------|
|                    |            |    |                 | FG-FGA       | PCT         | 3FG-3FGA   | PCT         | FT-FTA      | PCT         | OFF       | DEF       | TOT       | AVG        |           |          |          |          |          |           |            |
| South Carolina St. | 11/08/2022 |    | 09:15           | 1-3          | .333        | 0-0        | .000        | 3-3         | 1.000       | 0         | 1         | 1         | 1.0        | 1         | 0        | 1        | 1        | 0        | 5         | 5.0        |
| Clemson            | 11/11/2022 |    | 07:00           | 1-5          | .200        | 0-1        | .000        | 0-0         | .000        | 1         | 4         | 5         | 3.0        | 1         | 0        | 0        | 0        | 0        | 2         | 3.5        |
| vs Colorado St.    | 11/17/2022 |    | 08:57           | 0-1          | .000        | 0-0        | .000        | 3-4         | .750        | 3         | 0         | 3         | 3.0        | 1         | 0        | 2        | 0        | 0        | 3         | 3.3        |
| vs Davidson        | 11/18/2022 |    | 10:04           | 1-2          | .500        | 0-0        | .000        | 0-0         | .000        | 3         | 3         | 6         | 3.8        | 1         | 0        | 2        | 0        | 0        | 2         | 3.0        |
| vs Furman          | 11/20/2022 |    | 14:20           | 1-5          | .200        | 0-2        | .000        | 0-1         | .000        | 1         | 1         | 2         | 3.4        | 0         | 3        | 0        | 0        | 0        | 2         | 2.8        |
| USC Upstate        | 11/25/2022 |    | 05:00           | 0-2          | .000        | 0-0        | .000        | 0-0         | .000        | 2         | 0         | 2         | 3.2        | 0         | 0        | 1        | 0        | 0        | 0         | 2.3        |
| vs East Carolina   | 12/17/2022 |    | 03:44           | 0-1          | .000        | 0-0        | .000        | 0-0         | .000        | 1         | 1         | 2         | 3.0        | 0         | 0        | 0        | 0        | 0        | 0         | 2.0        |
| Western Ky.        | 12/22/2022 |    | 12:27           | 1-4          | .250        | 0-0        | .000        | 0-4         | .000        | 3         | 5         | 8         | 3.6        | 1         | 0        | 1        | 0        | 0        | 2         | 2.0        |
| Eastern Mich.      | 12/30/2022 |    | 11:20           | 4-8          | .500        | 0-1        | .000        | 0-0         | .000        | 2         | 1         | 3         | 3.6        | 0         | 0        | 0        | 0        | 0        | 8         | 2.7        |
| at Vanderbilt      | 01/03/2023 |    | 07:55           | 0-3          | .000        | 0-0        | .000        | 0-0         | .000        | 1         | 0         | 1         | 3.3        | 1         | 0        | 0        | 0        | 0        | 0         | 2.4        |
| Tennessee          | 01/07/2023 |    | 08:50           | 1-3          | .333        | 1-1        | 1.000       | 0-0         | .000        | 0         | 1         | 1         | 3.1        | 1         | 0        | 0        | 0        | 1        | 3         | 2.5        |
| at Kentucky        | 01/10/2023 |    | 11:18           | 2-2          | 1.000       | 1-1        | 1.000       | 0-0         | .000        | 0         | 0         | 0         | 2.8        | 2         | 0        | 0        | 0        | 0        | 5         | 2.7        |
| Texas A&M          | 01/14/2023 |    | 15:54           | 2-4          | .500        | 0-1        | .000        | 0-0         | .000        | 2         | 1         | 3         | 2.8        | 1         | 0        | 1        | 0        | 0        | 4         | 2.8        |
| Ole Miss           | 01/17/2023 |    | 04:05           | 0-2          | .000        | 0-0        | .000        | 0-0         | .000        | 0         | 1         | 1         | 2.7        | 0         | 0        | 0        | 0        | 1        | 0         | 2.6        |
| Auburn             | 01/21/2023 |    | 04:57           | 1-3          | .333        | 0-0        | .000        | 0-0         | .000        | 1         | 0         | 1         | 2.6        | 1         | 0        | 0        | 0        | 0        | 2         | 2.5        |
| at Florida         | 01/25/2023 |    | 09:14           | 2-3          | .667        | 0-0        | .000        | 0-0         | .000        | 1         | 1         | 2         | 2.6        | 1         | 1        | 1        | 0        | 0        | 4         | 2.6        |
| <b>Totals</b>      |            |    | <b>0 144:20</b> | <b>17-51</b> | <b>.333</b> | <b>2-7</b> | <b>.286</b> | <b>6-12</b> | <b>.500</b> | <b>21</b> | <b>20</b> | <b>41</b> | <b>2.6</b> | <b>12</b> | <b>4</b> | <b>9</b> | <b>1</b> | <b>2</b> | <b>42</b> | <b>2.6</b> |

### Player Averages

| Games Played | Minutes/game | Points/game | FG Pct | 3FG Pct | FT Pct | Rebounds/game | Assists/game | Turnovers/game | Assist/Turnover ratio | Steals/game | Blocks/game |
|--------------|--------------|-------------|--------|---------|--------|---------------|--------------|----------------|-----------------------|-------------|-------------|
| 16           | 9.0          | 2.6         | 33.3   | 28.6    | 50.0   | 2.6           | 0.3          | 0.6            | 0.4                   | 0.1         | 0.1         |

## PLAYER BIO

### 2022-23

- Grabbed a career-high eight rebounds in 65-58 win over WKU (Dec. 22) in just 12 minutes of action
- Did not travel due to illness and missed both of team's games on D.C. roadtrip: at George Washington (Nov. 30) and at Georgetown (Dec. 3)
- Had season-high six rebounds in just 10 minutes of action vs. Davidson (Nov. 18)
- Pulled down five rebounds in just 7 minutes of game time in a 60-58 win vs. in-state rival Clemson (Nov. 11)
- Made Gamecock debut in 80-77 win vs. SC State (Nov. 8) ; had five points, a rebound and a block in 9 minutes of action

### PRE-SOUTH CAROLINA

- Three-star prospect, rated in the top-200 nationally and fifth in the state of the North Carolina via 247Sports
- Played varsity all four years at Julius L. Chambers High School (2018-22)
- As a senior, led the Cougars to a 22-7 overall record after averaging 16.5 points, 7.9 rebounds, 1.9 steals and 1.8 assists per game
- As a junior, averaged 21.4 points, 9.9 rebounds, 2.4 assists and 2.0 blocks per game

### Personal

- Sport and entertainment management major

## CAREER STATS

|         |      |       |         | Field Goals |      | 3-Point  |      | F-Throws |      | Rebounds |     |     |     |       |   |    |     |     | Scoring |     |
|---------|------|-------|---------|-------------|------|----------|------|----------|------|----------|-----|-----|-----|-------|---|----|-----|-----|---------|-----|
| SEASON  | TEAM | GP-GS | MIN/AVG | FG-FGA      | FG%  | 3FG-3FGA | 3FG% | FT-FTA   | FT%  | OFF      | DEF | TOT | AVG | PF-FO | A | TO | BLK | STL | PTS     | AVG |
| 2022-23 | USC  | 16-0  | 144/9.0 | 17-51       | .333 | 2-7      | .286 | 6-12     | .500 | 21       | 20  | 41  | 2.6 | 12-0  | 4 | 9  | 1   | 2   | 42      | 2.6 |
| TOTAL   |      | 16-0  | 144/9.0 | 17-51       | .333 | 2-7      | .286 | 6-12     | .500 | 21       | 20  | 41  | 2.6 | 12-0  | 4 | 9  | 1   | 2   | 42      | 2.6 |

# 23 GREGORY "GG" JACKSON II

Jr. • Forward • 6-9 • 215 • Columbia, S.C. // Ridge View (Columbia, S.C.)

## CAREER HIGHS

### Single Game Highs

| Statistic    | Value |
|--------------|-------|
| Points       | 30    |
| Rebounds     | 16    |
| Assists      | 3     |
| Steals       | 4     |
| Blocks       | 3     |
| FG Made      | 10    |
| FG Attempts  | 21    |
| 3FG Made     | 4     |
| 3FG Attempts | 9     |
| FT Made      | 6     |
| FT Attempts  | 8     |

## SUPERLATIVES

|                          |        |
|--------------------------|--------|
|                          | '22-23 |
| Double-figure scoring    | 20     |
| Double-figure rebounding | 3      |
| Double-double            | 3      |
| 2+ blocks                | 6      |
| 2+ steals                | 5      |
| Team high scoring        | 12     |
| Team high rebounding     | 12     |
| Team high blocks         | 7      |
| Team high steals         | 9      |

includes led, or shared team high



**INSTAGRAM:** gregupnxt

**TWITTER:** @\_ggjackson

## 2022-23 GAME-BY-GAME

| Opponent             | Date       | GS | MIN    | Total   |      | 3-Pointers |       | Free throws |       | Rebounds |     |     | PF   | A  | TO | BLK | STL | PTS | AVG  |      |
|----------------------|------------|----|--------|---------|------|------------|-------|-------------|-------|----------|-----|-----|------|----|----|-----|-----|-----|------|------|
|                      |            |    |        | FG-FGA  | PCT  | 3FG-3FGA   | PCT   | FT-FTA      | PCT   | OFF      | DEF | TOT |      |    |    |     |     |     |      | AVG  |
| South Carolina St.   | 11/08/2022 | *  | 33:10  | 7-15    | .467 | 2-2        | 1.000 | 2-4         | .500  | 2        | 8   | 10  | 10.0 | 1  | 1  | 4   | 1   | 18  | 18.0 |      |
| Clemson              | 11/11/2022 | *  | 33:55  | 4-13    | .308 | 1-3        | .333  | 3-4         | .750  | 3        | 5   | 8   | 9.0  | 1  | 0  | 1   | 0   | 2   | 12   | 15.0 |
| vs Colorado St.      | 11/17/2022 | *  | 30:50  | 8-18    | .444 | 2-7        | .286  | 2-3         | .667  | 2        | 5   | 7   | 8.3  | 4  | 0  | 3   | 0   | 0   | 20   | 16.7 |
| vs Davidson          | 11/18/2022 | *  | 38:01  | 5-12    | .417 | 0-2        | .000  | 2-3         | .667  | 3        | 6   | 9   | 8.5  | 3  | 0  | 2   | 2   | 3   | 12   | 15.5 |
| vs Furman            | 11/20/2022 | *  | 34:36  | 8-15    | .533 | 2-5        | .400  | 1-2         | .500  | 1        | 5   | 6   | 8.0  | 0  | 1  | 5   | 1   | 1   | 19   | 16.2 |
| USC Upstate          | 11/25/2022 | *  | 33:04  | 8-14    | .571 | 3-6        | .500  | 3-4         | .750  | 1        | 5   | 6   | 7.7  | 2  | 1  | 3   | 2   | 0   | 22   | 17.2 |
| at George Washington | 11/30/2022 | *  | 26:28  | 4-17    | .235 | 1-5        | .200  | 2-3         | .667  | 3        | 3   | 6   | 7.4  | 1  | 1  | 0   | 3   | 0   | 11   | 16.3 |
| at Georgetown        | 12/03/2022 | *  | 38:36  | 9-19    | .474 | 2-5        | .400  | 2-3         | .667  | 3        | 5   | 8   | 7.5  | 2  | 2  | 3   | 0   | 1   | 22   | 17.0 |
| Presbyterian         | 12/11/2022 | *  | 33:55  | 6-12    | .500 | 2-6        | .333  | 4-6         | .667  | 1        | 4   | 5   | 7.2  | 0  | 0  | 0   | 0   | 0   | 18   | 17.1 |
| at UAB               | 12/14/2022 | *  | 36:16  | 7-17    | .412 | 3-8        | .375  | 3-4         | .750  | 3        | 0   | 3   | 6.8  | 3  | 1  | 5   | 2   | 0   | 20   | 17.4 |
| vs East Carolina     | 12/17/2022 | *  | 31:42  | 5-14    | .357 | 2-6        | .333  | 1-3         | .333  | 1        | 4   | 5   | 6.6  | 4  | 0  | 2   | 0   | 2   | 13   | 17.0 |
| Western Ky.          | 12/22/2022 | *  | 32:13  | 4-14    | .286 | 1-3        | .333  | 3-5         | .600  | 2        | 14  | 16  | 7.4  | 2  | 1  | 2   | 2   | 0   | 12   | 16.6 |
| Eastern Mich.        | 12/30/2022 | *  | 29:55  | 9-19    | .474 | 4-9        | .444  | 2-2         | 1.000 | 4        | 5   | 9   | 7.5  | 1  | 0  | 4   | 0   | 0   | 24   | 17.2 |
| at Vanderbilt        | 01/03/2023 | *  | 40:26  | 6-16    | .375 | 0-7        | .000  | 1-3         | .333  | 2        | 5   | 7   | 7.5  | 3  | 1  | 2   | 0   | 2   | 13   | 16.9 |
| Tennessee            | 01/07/2023 | *  | 21:40  | 0-8     | .000 | 0-4        | .000  | 0-0         | .000  | 0        | 1   | 1   | 7.1  | 1  | 0  | 4   | 0   | 0   | 0    | 15.7 |
| at Kentucky          | 01/10/2023 | *  | 34:54  | 6-10    | .600 | 2-2        | 1.000 | 2-3         | .667  | 1        | 2   | 3   | 6.8  | 0  | 1  | 1   | 0   | 0   | 16   | 15.8 |
| Texas A&M            | 01/14/2023 | *  | 32:19  | 2-13    | .154 | 0-6        | .000  | 1-2         | .500  | 1        | 2   | 3   | 6.6  | 2  | 1  | 1   | 1   | 1   | 5    | 15.1 |
| Ole Miss             | 01/17/2023 | *  | 35:56  | 5-20    | .250 | 2-8        | .250  | 3-5         | .600  | 0        | 7   | 7   | 6.6  | 0  | 3  | 1   | 0   | 1   | 15   | 15.1 |
| Auburn               | 01/21/2023 | *  | 33:37  | 10-21   | .476 | 4-8        | .500  | 6-8         | .750  | 3        | 5   | 8   | 6.7  | 2  | 0  | 2   | 2   | 1   | 30   | 15.9 |
| at Florida           | 01/25/2023 | *  | 31:42  | 7-18    | .389 | 1-3        | .333  | 5-8         | .625  | 2        | 8   | 10  | 6.9  | 1  | 2  | 2   | 1   | 1   | 20   | 16.1 |
| at Georgia           | 01/28/2023 | *  | 35:13  | 6-19    | .316 | 2-7        | .286  | 4-6         | .667  | 5        | 4   | 9   | 7.0  | 3  | 3  | 7   | 0   | 4   | 18   | 16.2 |
| Mississippi St.      | 01/31/2023 | *  | 27:09  | 4-14    | .286 | 3-7        | .429  | 4-7         | .571  | 0        | 0   | 0   | 6.6  | 0  | 1  | 5   | 0   | 1   | 15   | 16.1 |
| Totals               |            | 22 | 725:37 | 130-338 | .385 | 39-119     | .328  | 56-88       | .636  | 43       | 103 | 146 | 6.6  | 36 | 20 | 59  | 17  | 21  | 355  | 16.1 |

### Player Averages

| Games Played | Minutes/game | Points/game | FG Pct | 3FG Pct | FT Pct | Rebounds/game | Assists/game | Turnovers/game | Assist/Turnover ratio | Steals/game | Blocks/game |
|--------------|--------------|-------------|--------|---------|--------|---------------|--------------|----------------|-----------------------|-------------|-------------|
| 22           | 33.0         | 16.1        | 38.5   | 32.8    | 63.6   | 6.6           | 0.9          | 2.7            | 0.3                   | 1.0         | 0.8         |

## PLAYER BIO

### 2022-23

- Had third double-double of season with 20 points and 10 rebounds at Florida (Jan. 25)
- Had career-high 30 points vs. No. 16/17 Auburn (Jan. 21); missed his first eight shots and finished the game 10-of-13 (76.9 percent); first freshman since Bruce Ellington (12/22/10) to score 30 or more points in a game
- Scored 24 points and had nine rebounds in win vs. EMU (Dec. 30)
- Had 22 points (all in the second half) in a comeback road win at Georgetown (Dec. 3); went 9-for-19 from the floor (both career highs) and led team with eight rebounds
- Poured in 22 points in win over USC Upstate (Nov. 25); went 8-of-14 and 3-of-6 from 3 in the game
- Has scored in double figures in every game as a Gamecock
- Went 8-for-15 (53.3 percent) and scored 19 points vs. Furman (Nov. 20) in the team's final game of Charleston Classic
- Recorded 12 points, nine rebounds, three steals and a pair of blocks vs. Davidson (Nov. 18)
- Had first career 20 point game vs. Colorado State (Nov. 17)
- Named SEC Freshman of the Week (Nov. 14)
- Had 12 points, eight rebounds and a pair of steals in a 60-58 win vs. in-state rival Clemson (Nov. 11); had 10 points in the first half and helped Gamecocks jump out to 9-point lead at halftime
- Had 18 points and 10 rebounds in Gamecock debut, a 80-77 victory vs. SC State (Nov. 8)

### PRE-SOUTH CAROLINA

- The consensus top player in the 2023 class, reclassified in late July to become a part of the 2022 class
- A five-star prospect, ranked No. 6 in the final 247Sports and No. 7 in the final On3 player rankings for the 2022 class
- Highest ranked incoming freshman in program history and joined former standout PJ Dozier as the only five-star signees all-time for the Gamecocks (recruit rankings started in early 2000s)
- Played in the Nike Elite Youth Basketball League for Team CP3; in 20 games, averaged 12.8 points, 10.6 rebounds (led the league) and 1.9 blocks per game while shooting 49.5 percent from the field and 35.1 percent from behind the arc
- Was named MVP of the 2022 National Basketball Players Association (NBPA) Top 100 Camp in early July; over 300 alums have gone on to successful careers in the NBA since 1994
- Part of Team USA squad that brought home the Gold Medal at the 2022 FIBA U18 Americas Championship in Tijuana, Mexico
- As a junior, averaged 22.1 points, 10.9 rebounds and 2.3 blocks per game in helping lead the Blazers to the 2022 South Carolina Class 5A State Championship
- 2021-22 South Carolina Boys Basketball Gatorade Player of the Year; 2022 5A Boys South Carolina Basketball Coaches Association Player of the Year

### Personal

- Son of Gregory Jackson and LaKeysha Alston
- Has an older sister, Nyla, who is also a student at the University of South Carolina
- Born on Dec. 17, 2004
- Sport and entertainment management major

## CAREER STATS

|         |      |       |          | Field Goals |      | 3-Point  |      | F-Throws |      | Rebounds |     |     |     |       |    |    |     |     | Scoring |      |
|---------|------|-------|----------|-------------|------|----------|------|----------|------|----------|-----|-----|-----|-------|----|----|-----|-----|---------|------|
| SEASON  | TEAM | GP-GS | MIN/AVG  | FG-FGA      | FG%  | 3FG-3FGA | 3FG% | FT-FTA   | FT%  | OFF      | DEF | TOT | AVG | PF-FO | A  | TO | BLK | STL | PTS     | AVG  |
| 2022-23 | USC  | 22-22 | 726/33.0 | 130-338     | .385 | 39-119   | .328 | 56-88    | .636 | 43       | 103 | 146 | 6.6 | 36-0  | 20 | 59 | 17  | 21  | 355     | 16.1 |
| TOTAL   |      | 22-22 | 726/33.0 | 130-338     | .385 | 39-119   | .328 | 56-88    | .636 | 43       | 103 | 146 | 6.6 | 36-0  | 20 | 59 | 17  | 21  | 355     | 16.1 |

So. • Guard • 6-2 • 180 • Cleveland, Ohio // Ohio State // Garfield Heights (Cleveland, Ohio)

## CAREER HIGHS

## Single Game Highs

| Statistic    | Value  |
|--------------|--|
| Points       | 26 at Kentucky 01/10/23                          |
| Rebounds     | 7 at Georgetown 12/03/22                         |
| Assists      | 8 at Georgetown 12/03/22                         |
| Steals       | 4 vs Bowling Green 11/15/21                      |
| Blocks       | 1 5 times  |
| FG Made      | 9 at Kentucky 01/10/23                           |
| FG Attempts  | 17 vs Presbyterian 12/11/22, at Georgia 01/28/23 |
| 3FG Made     | 6 vs Western Ky. 12/22/22, at Kentucky 01/10/23  |
| 3FG Attempts | 11 vs Western Ky. 12/22/22                       |
| FT Made      | 6 vs Tennessee 01/07/23, vs Auburn 01/21/23      |
| FT Attempts  | 6 vs Tennessee 01/07/23, vs Auburn 01/21/23      |

## SUPERLATIVES

|                          | '22-23 | Career |
|--------------------------|--------|--------|
| Double-figure scoring    | 13     | 15     |
| Double-figure rebounding | -      | -      |
| Double-double            | -      | -      |
| 3+ assists               | 13     | 13     |
| 2+ steals                | 4      | 5      |
| Team high scoring        | 3      | 3      |
| Team high assists        | 11     | 11*    |
| Team high steals         | 7      | 7*     |

includes led, or shared team high

\* at South Carolina



INSTAGRAM: meechie.1

TWITTER: @MeechieJohnson0

## 2022-23 GAME-BY-GAME

| Opponent             | Date       | GS | MIN              | Total         |             | 3-Pointers    |             | Free throws  |             | Rebounds  |           |           |            | PF        | A         | TO        | BLK      | STL       | PTS        | AVG         |
|----------------------|------------|----|------------------|---------------|-------------|---------------|-------------|--------------|-------------|-----------|-----------|-----------|------------|-----------|-----------|-----------|----------|-----------|------------|-------------|
|                      |            |    |                  | FG-FGA        | PCT         | 3FG-3FGA      | PCT         | FT-FTA       | PCT         | OFF       | DEF       | TOT       | AVG        |           |           |           |          |           |            |             |
| South Carolina St.   | 11/08/2022 | *  | 24:51            | 3-7           | .429        | 2-5           | .400        | 1-4          | .250        | 1         | 3         | 4         | 4.0        | 0         | 3         | 1         | 0        | 0         | 9          | 9.0         |
| Clemson              | 11/11/2022 | *  | 31:15            | 1-8           | .125        | 1-6           | .167        | 0-1          | .000        | 1         | 4         | 5         | 4.5        | 3         | 2         | 4         | 1        | 0         | 3          | 6.0         |
| vs Colorado St.      | 11/17/2022 | *  | 25:18            | 2-10          | .200        | 2-5           | .400        | 0-0          | .000        | 0         | 3         | 3         | 4.0        | 1         | 4         | 3         | 0        | 2         | 6          | 6.0         |
| vs Furman            | 11/20/2022 | *  | 25:36            | 1-7           | .143        | 1-6           | .167        | 0-0          | .000        | 0         | 1         | 1         | 3.3        | 2         | 5         | 2         | 0        | 0         | 3          | 5.3         |
| at George Washington | 11/30/2022 | *  | 21:50            | 2-8           | .250        | 2-6           | .333        | 0-0          | .000        | 0         | 2         | 2         | 3.0        | 1         | 1         | 3         | 0        | 1         | 6          | 5.4         |
| at Georgetown        | 12/03/2022 | *  | 40:36            | 5-13          | .385        | 4-10          | .400        | 3-5          | .600        | 2         | 5         | 7         | 3.7        | 1         | 8         | 3         | 0        | 1         | 17         | 7.3         |
| Presbyterian         | 12/11/2022 | *  | 37:56            | 7-17          | .412        | 2-8           | .250        | 0-1          | .000        | 1         | 2         | 3         | 3.6        | 0         | 4         | 1         | 0        | 1         | 16         | 8.6         |
| at UAB               | 12/14/2022 | *  | 31:24            | 5-12          | .417        | 2-6           | .333        | 1-2          | .500        | 2         | 3         | 5         | 3.8        | 2         | 7         | 1         | 0        | 3         | 13         | 9.1         |
| vs East Carolina     | 12/17/2022 | *  | 36:18            | 4-11          | .364        | 3-9           | .333        | 2-2          | 1.000       | 0         | 5         | 5         | 3.9        | 2         | 3         | 2         | 0        | 0         | 13         | 9.6         |
| Western Ky.          | 12/22/2022 | *  | 35:01            | 8-16          | .500        | 6-11          | .545        | 3-5          | .600        | 1         | 5         | 6         | 4.1        | 4         | 1         | 0         | 0        | 0         | 25         | 11.1        |
| Eastern Mich.        | 12/30/2022 | *  | 30:37            | 4-13          | .308        | 1-7           | .143        | 1-2          | .500        | 1         | 5         | 6         | 4.3        | 1         | 3         | 1         | 0        | 1         | 10         | 11.0        |
| at Vanderbilt        | 01/03/2023 | *  | 40:55            | 7-15          | .467        | 2-6           | .333        | 2-2          | 1.000       | 1         | 4         | 5         | 4.3        | 3         | 3         | 4         | 0        | 0         | 18         | 11.6        |
| Tennessee            | 01/07/2023 | *  | 31:42            | 6-16          | .375        | 1-9           | .111        | 6-6          | 1.000       | 0         | 2         | 2         | 4.2        | 0         | 1         | 5         | 0        | 2         | 19         | 12.2        |
| at Kentucky          | 01/10/2023 | *  | 35:07            | 9-16          | .563        | 6-10          | .600        | 2-2          | 1.000       | 2         | 4         | 6         | 4.3        | 1         | 6         | 5         | 0        | 0         | 26         | 13.1        |
| Texas A&M            | 01/14/2023 | *  | 32:13            | 3-8           | .375        | 3-7           | .429        | 2-2          | 1.000       | 0         | 2         | 2         | 4.1        | 0         | 3         | 3         | 0        | 0         | 11         | 13.0        |
| Ole Miss             | 01/17/2023 | *  | 34:15            | 2-10          | .200        | 1-7           | .143        | 0-0          | .000        | 1         | 3         | 4         | 4.1        | 2         | 1         | 2         | 0        | 1         | 5          | 12.5        |
| Auburn               | 01/21/2023 | *  | 37:57            | 2-11          | .182        | 1-9           | .111        | 6-6          | 1.000       | 0         | 6         | 6         | 4.2        | 3         | 5         | 1         | 0        | 0         | 11         | 12.4        |
| at Florida           | 01/25/2023 | *  | 29:56            | 1-7           | .143        | 1-4           | .250        | 0-0          | .000        | 0         | 1         | 1         | 4.1        | 2         | 0         | 3         | 0        | 1         | 3          | 11.9        |
| at Georgia           | 01/28/2023 | *  | 37:09            | 4-17          | .235        | 1-8           | .125        | 2-2          | 1.000       | 2         | 3         | 5         | 4.1        | 1         | 5         | 3         | 0        | 1         | 11         | 11.8        |
| Mississippi St.      | 01/31/2023 | *  | 35:47            | 4-12          | .333        | 3-7           | .429        | 2-2          | 1.000       | 1         | 1         | 2         | 4.0        | 2         | 1         | 7         | 0        | 2         | 13         | 11.9        |
| <b>Totals</b>        |            |    | <b>19 655:44</b> | <b>80-234</b> | <b>.342</b> | <b>45-146</b> | <b>.308</b> | <b>33-44</b> | <b>.750</b> | <b>16</b> | <b>64</b> | <b>80</b> | <b>4.0</b> | <b>31</b> | <b>66</b> | <b>54</b> | <b>1</b> | <b>16</b> | <b>238</b> | <b>11.9</b> |

## Player Averages

| Games Played | Minutes/game | Points/game | FG Pct | 3FG Pct | FT Pct | Rebounds/game | Assists/game | Turnovers/game | Assist/Turnover ratio | Steals/game | Blocks/game |
|--------------|--------------|-------------|--------|---------|--------|---------------|--------------|----------------|-----------------------|-------------|-------------|
| 20           | 32.8         | 11.9        | 34.2   | 30.8    | 75.0   | 4.0           | 3.3          | 2.7            | 1.2                   | 0.8         | 0.1         |

## PLAYER BIO

## 2022-23

- Had career-high 26 points in helping team to first win at Rupp Arena over Kentucky (Jan. 10) since 2009 ; made six 3s and also led team with six rebounds and six assists
- Led team with 19 points (6-for-6 FT line) vs. No. 8/9 Tennessee (Jan. 7) ; marked his eighth-straight game in double-figures
- Had career-high 25 points and made 6 3s in a 65-58 win over Western Kentucky (Jan. 9)
- Played best game in college to date with career highs in points (17), assists (8) and rebounds (7) in a comeback road win at Georgetown (Dec. 3) ; went 4-of-10 from 3 and played 41 minutes of OT contest
- Missed Davidson (Nov. 18) and Upstate games (Nov. 25) with ankle injury
- Dished out career-high five assists vs. Furman (Nov. 20)
- Matched career high with five rebounds in 60-58 win vs. Clemson (Nov. 11)
- Made Gamecock debut vs. SC State (Nov. 8) and had nine points, four rebounds and three assists in a 80-77 win over the Bulldogs

## PRE-SOUTH CAROLINA

- Played in 43 games in two seasons at Ohio State (2020-22) making five starts ; saw action off the bench in both of the team's NCAA Tournament games in 2022
- Finished high school early and joined the Buckeyes for the start of Big Ten play in January of 2020
- Scored 10 or more points twice in a OSU uniform
- Scored a career-high 14 points against Xavier on Nov. 18, 2021
- Also scored in double figures on Nov. 15, 2021, against Bowling Green when he put up 13 points
- Shot 34.4 percent (33-of-96) from 3-point range as a Buckeye
- Collected five or more rebounds twice and swiped multiple steals in five games, including a career-high four steals against Bowling Green (11/15/21)
- Averaged 23 points per game as a sophomore at Garfield Heights before suffering a knee injury ; did not compete as a junior while recovering from the injury
- Elected to forgo his senior season of high school to enroll early at Ohio State
- As a freshman in just his second high school game, scored 50 points vs. Benedictine

## PERSONAL

- Son of Meechie Johnson Sr. and Mannuella Cooper
- Full name is Demetrius Johnson but goes by Meechie
- Enjoys spending time with family and attending church

## CAREER STATS

| SEASON               | TEAM | GP-GS        | MIN/AVG          | Field Goals    |             | 3-Point       |             | F-Throws     |             | Rebounds  |            |            |            | Scoring     |            |           |          |           |            |             |
|----------------------|------|--------------|------------------|----------------|-------------|---------------|-------------|--------------|-------------|-----------|------------|------------|------------|-------------|------------|-----------|----------|-----------|------------|-------------|
|                      |      |              |                  | FG-FGA         | FG%         | 3FG-3FGA      | 3FG%        | FT-FTA       | FT%         | OFF       | DEF        | TOT        | AVG        | PF-FO       | A          | TO        | BLK      | STL       | PTS        | AVG         |
| 2020-21              | OSU  | 17-0         | 100/5.9          | 7-18           | .389        | 6-12          | .500        | 1-6          | .167        | 1         | 6          | 7          | 0.4        | 6-0         | 3          | 5         | 1        | 3         | 21         | 1.2         |
| 2021-22              | OSU  | 26-5         | 461/17.7         | 37-120         | .308        | 27-84         | .321        | 14-19        | .737        | 8         | 32         | 40         | 1.5        | 40-0        | 31         | 35        | 3        | 17        | 115        | 4.4         |
| 2022-23              | USC  | 20-19        | 656/32.8         | 80-234         | .342        | 45-146        | .308        | 33-44        | .750        | 16        | 64         | 80         | 4.0        | 31-0        | 66         | 54        | 1        | 16        | 238        | 11.9        |
| <b>TOTAL FOR USC</b> |      | <b>20-19</b> | <b>656/32.8</b>  | <b>80-234</b>  | <b>.342</b> | <b>45-146</b> | <b>.308</b> | <b>33-44</b> | <b>.750</b> | <b>16</b> | <b>64</b>  | <b>80</b>  | <b>4.0</b> | <b>31-0</b> | <b>66</b>  | <b>54</b> | <b>1</b> | <b>16</b> | <b>238</b> | <b>11.9</b> |
| <b>TOTAL</b>         |      | <b>63-24</b> | <b>1217/19.3</b> | <b>124-372</b> | <b>.333</b> | <b>78-242</b> | <b>.322</b> | <b>48-69</b> | <b>.696</b> | <b>25</b> | <b>102</b> | <b>127</b> | <b>2.0</b> | <b>77-0</b> | <b>100</b> | <b>94</b> | <b>5</b> | <b>36</b> | <b>374</b> | <b>5.9</b>  |



4

TRE-VAUGHN MINOTT *MY-not*

Jr. • Forward • 6-9 • 258 • Montreal, Quebec, Canada // NBA Academy Latin America

## CAREER HIGHS


## Single Game Highs

| Statistic   | Value  |
|-------------|--|
| Points      | 8 vs Army West Point 12/22/21                        |
| Rebounds    | 6 vs Arkansas 03/02/21, at Clemson 12/18/21          |
| Assists     | 1 at Mississippi St. 02/01/22, vs Tennessee 02/05/22 |
| Steals      | 2 at Mississippi St. 02/01/22                        |
| Blocks      | 3 at Clemson 12/18/21                                |
| FG Made     | 4 vs Army West Point 12/22/21                        |
| FG Attempts | 4 4 times  |
| FT Made     | 2 vs Allen 12/14/21                                  |
| FT Attempts | 2 5 times  |

## SUPERLATIVES

|                          | '22-23 | Career |
|--------------------------|--------|--------|
| Double-figure scoring    | -      | -      |
| Double-figure rebounding | -      | -      |
| Double-double            | -      | -      |
| 2+ blocks                | -      | 1      |
| Team high scoring        | -      | -      |
| Team high rebounding     | -      | -      |
| Team high blocks         | -      | 2      |

includes led, or shared team high



INSTAGRAM: 4\_realtv

TWITTER: @4\_realtv

## 2022-23 GAME-BY-GAME

| Opponent        | Date       | GS | MIN   | Total  |      | 3-Pointers |      | Free throws |      | Rebounds |     |     |     | PF | A | TO | BLK | STL | PTS | AVG |
|-----------------|------------|----|-------|--------|------|------------|------|-------------|------|----------|-----|-----|-----|----|---|----|-----|-----|-----|-----|
|                 |            |    |       | FG-FGA | PCT  | 3FG-3FGA   | PCT  | FT-FTA      | PCT  | OFF      | DEF | TOT | AVG |    |   |    |     |     |     |     |
| vs Colorado St. | 11/17/2022 |    | 02:44 | 0-0    | .000 | 0-0        | .000 | 0-0         | .000 | 0        | 0   | 0   | 0.0 | 0  | 0 | 0  | 0   | 0   | 0.0 |     |
| USC Upstate     | 11/25/2022 |    | 00:41 | 0-0    | .000 | 0-0        | .000 | 0-0         | .000 | 0        | 0   | 0   | 0.0 | 1  | 0 | 0  | 0   | 0   | 0.0 |     |
| Tennessee       | 01/07/2023 |    | 05:00 | 0-0    | .000 | 0-0        | .000 | 0-1         | .000 | 0        | 1   | 1   | 0.3 | 0  | 0 | 0  | 1   | 0   | 0.0 |     |
| Texas A&M       | 01/14/2023 |    | 02:00 | 0-0    | .000 | 0-0        | .000 | 0-0         | .000 | 0        | 0   | 0   | 0.3 | 0  | 0 | 0  | 0   | 0   | 0.0 |     |
| at Florida      | 01/25/2023 |    | 03:38 | 0-0    | .000 | 0-0        | .000 | 1-2         | .500 | 0        | 1   | 1   | 0.4 | 0  | 0 | 0  | 0   | 0   | 1.2 |     |
| Totals          |            | 0  | 14:03 | 0-0    | .000 | 0-0        | .000 | 1-3         | .333 | 0        | 2   | 2   | 0.4 | 1  | 0 | 1  | 0   | 1   | 0.2 |     |

## Player Averages

| Games Played | Minutes/ game | Points/ game | FG Pct | 3FG Pct | FT Pct | Rebounds/ game | Assists/ game | Turnovers/ game | Assist/Turnover ratio | Steals/ game | Blocks/ game |
|--------------|---------------|--------------|--------|---------|--------|----------------|---------------|-----------------|-----------------------|--------------|--------------|
| 5            | 2.8           | 0.2          | 0.0    | 0.0     | 33.3   | 0.4            | 0.0           | 0.0             | 0.0                   | 0.0          | 0.2          |

## PLAYER BIO

## 2022-23

- Made first appearance of the season vs. Colorado State (Nov. 17)

## 2021-22

- Played in 14 games with a pair of starts, averaging 2.0 points and 1.9 rebounds per game
- Shot 81.3 percent from the floor (13-of-16)
- Made six appearances in SEC play scoring four points at Miss. State (Feb. 1) and four points vs. No. 22/20 Tennessee (Feb. 5)
- Had a career-high eight points in blowout win vs. Army (Dec. 22)
- Had six rebounds (tied career high) and three blocks (career high) at Clemson (Dec. 18)

## PERSONAL

- Son of Michelle Minott
- Has one sister, Ann-Marie Wright
- His advice to young people is: "Keep working. Your time will come and never feel discouraged. Someone is out there watching you and they'll find you in time, just keep working and keep a positive spirit."
- Can play seven instruments: piano, drums, bass guitar, acoustic guitar, trumpet, tenor saxophone and the flute
- Wears jersey number four because it is the number of his birth month of April
- His favorite professional basketball player is LeBron James
- Began playing basketball at age seven
- Chose South Carolina because "I felt it was the perfect fit for the way I play."
- A sport and entertainment management major

## CAREER STATS

| SEASON       | TEAM | GP-GS       | MIN/AVG        | Field Goals  |             | 3-Point    |             | F-Throws    |             | Rebounds  |           |           |            | Scoring     |          |           |           |          |           |            |
|--------------|------|-------------|----------------|--------------|-------------|------------|-------------|-------------|-------------|-----------|-----------|-----------|------------|-------------|----------|-----------|-----------|----------|-----------|------------|
|              |      |             |                | FG-FGA       | FG%         | 3FG-3FGA   | 3FG%        | FT-FTA      | FT%         | OFF       | DEF       | TOT       | AVG        | PF-FO       | A        | TO        | BLK       | STL      | PTS       | AVG        |
| 2020-21      | USC  | 8-3         | 73/9.1         | 10-18        | .556        | 0-0        | .000        | 0-2         | .000        | 8         | 11        | 19        | 2.4        | 9-0         | 0        | 3         | 4         | 0        | 20        | 2.5        |
| 2021-22      | USC  | 14-2        | 106/7.5        | 13-16        | .813        | 0-0        | .000        | 2-8         | .250        | 10        | 17        | 27        | 1.9        | 21-0        | 2        | 9         | 6         | 4        | 28        | 2.0        |
| 2022-23      | USC  | 5-0         | 14/2.8         | 0-0          | .000        | 0-0        | .000        | 1-3         | .333        | 0         | 2         | 2         | 0.4        | 1-0         | 0        | 0         | 1         | 0        | 1         | 0.2        |
| <b>TOTAL</b> |      | <b>27-5</b> | <b>192/7.1</b> | <b>23-34</b> | <b>.676</b> | <b>0-0</b> | <b>.000</b> | <b>3-13</b> | <b>.231</b> | <b>18</b> | <b>30</b> | <b>48</b> | <b>1.8</b> | <b>31-0</b> | <b>2</b> | <b>12</b> | <b>11</b> | <b>4</b> | <b>49</b> | <b>1.8</b> |

# 14 ELI SPARKMAN

Fr. • Guard • 6-0 • 153 • Cleveland, Tenn. // Baylor School (Chattanooga, Tenn.)

## CAREER HIGHS


### Single Game Highs

| Statistic    | Value   |
|--------------|---|
| Points       | 2 vs Colorado St. 11/17/22  |
| Rebounds     | 2 vs Texas A&M 01/14/23, at Florida 01/25/23  |
| Assists      | 1 vs South Carolina St. 11/08/22, vs Colorado St. 11/17/22, at George Washington 11/30/22 |
| Steals       | 1 vs Colorado St. 11/17/22, vs Texas A&M 01/14/23   |
| FG Attempts  | 1 vs Colorado St. 11/17/22, at George Washington 11/30/22                                 |
| 3FG Attempts | 1 vs Colorado St. 11/17/22  |
| FT Made      | 2 vs Colorado St. 11/17/22  |
| FT Attempts  | 2 vs Colorado St. 11/17/22  |

## SUPERLATIVES

|                          | '22-23 |
|--------------------------|--------|
| Double-figure scoring    | -      |
| Double-figure rebounding | -      |
| Double-double            | -      |
| 3+ assists               | -      |
| 2+ steals                | -      |
| Team high scoring        | -      |
| Team high assists        | -      |
| Team high stelas         | -      |

includes led, or shared team high



**INSTAGRAM:** elisparkmann

**TWITTER:** @SparkmanEli

## 2022-23 GAME-BY-GAME

| Opponent             | Date       | GS       | MIN          | Total      |             | 3-Pointers |             | Free throws |              | Rebounds |          |          |            | PF       | A        | TO       | BLK      | STL      | PTS      | AVG        |
|----------------------|------------|----------|--------------|------------|-------------|------------|-------------|-------------|--------------|----------|----------|----------|------------|----------|----------|----------|----------|----------|----------|------------|
|                      |            |          |              | FG-FGA     | PCT         | 3FG-3FGA   | PCT         | FT-FTA      | PCT          | OFF      | DEF      | TOT      | AVG        |          |          |          |          |          |          |            |
| South Carolina St.   | 11/08/2022 |          | 03:24        | 0-0        | .000        | 0-0        | .000        | 0-0         | .000         | 0        | 0        | 0        | 0.0        | 2        | 1        | 1        | 0        | 0        | 0        | 0.0        |
| vs Colorado St.      | 11/17/2022 |          | 08:05        | 0-1        | .000        | 0-1        | .000        | 2-2         | 1.000        | 0        | 0        | 0        | 0.0        | 0        | 1        | 0        | 0        | 1        | 2        | 1.0        |
| USC Upstate          | 11/25/2022 |          | 01:48        | 0-0        | .000        | 0-0        | .000        | 0-0         | .000         | 0        | 0        | 0        | 0.0        | 0        | 0        | 0        | 0        | 0        | 0        | 0.7        |
| at George Washington | 11/30/2022 |          | 03:54        | 0-1        | .000        | 0-0        | .000        | 0-0         | .000         | 0        | 0        | 0        | 0.0        | 0        | 1        | 0        | 0        | 0        | 0        | 0.5        |
| Texas A&M            | 01/14/2023 |          | 03:57        | 0-0        | .000        | 0-0        | .000        | 0-0         | .000         | 1        | 1        | 2        | 0.4        | 1        | 0        | 0        | 0        | 1        | 0        | 0.4        |
| at Florida           | 01/25/2023 |          | 02:47        | 0-0        | .000        | 0-0        | .000        | 0-0         | .000         | 0        | 2        | 2        | 0.7        | 0        | 0        | 0        | 0        | 0        | 0        | 0.3        |
| <b>Totals</b>        |            | <b>0</b> | <b>23:55</b> | <b>0-2</b> | <b>.000</b> | <b>0-1</b> | <b>.000</b> | <b>2-2</b>  | <b>1.000</b> | <b>1</b> | <b>3</b> | <b>4</b> | <b>0.7</b> | <b>3</b> | <b>3</b> | <b>1</b> | <b>0</b> | <b>2</b> | <b>2</b> | <b>0.3</b> |

### Player Averages

| Games Played | Minutes/game | Points/game | FG Pct | 3FG Pct | FT Pct | Rebounds/game | Assists/game | Turnovers/game | Assist/Turnover ratio | Steals/game | Blocks/game |
|--------------|--------------|-------------|--------|---------|--------|---------------|--------------|----------------|-----------------------|-------------|-------------|
| 6            | 4.0          | 0.3         | 0.0    | 0.0     | 100.0  | 0.7           | 0.5          | 0.2            | 3.0                   | 0.3         | 0.0         |

## PLAYER BIO

### 2022-23

- Made Gamecock debut in 80-77 win vs. SC State (Nov. 8) ; had his first career assist in 3 minutes of action
- Joined the Gamecocks as a walk-on prior to the start of the academic year

### PRE-SOUTH CAROLINA

- Was a three-year starter for the Baylor School
- Member of the D2-AA East All-Region Team
- Led the Red Raiders to a state semifinal appearance and a pair of quarterfinal appearances
- Member of the National Honor Society

### Personal

- Son of Jon and Libby Sparkman
- Has an older brother, Ben, who was his high school teammate at the Baylor School
- Born on Jan. 23, 2004
- International business major

## CAREER STATS

|              |      |            |               | Field Goals |             | 3-Point    |             | F-Throws   |              | Rebounds |          |          |            | Scoring    |          |          |          |          |          |            |
|--------------|------|------------|---------------|-------------|-------------|------------|-------------|------------|--------------|----------|----------|----------|------------|------------|----------|----------|----------|----------|----------|------------|
| SEASON       | TEAM | GP-GS      | MIN/AVG       | FG-FGA      | FG%         | 3FG-3FGA   | 3FG%        | FT-FTA     | FT%          | OFF      | DEF      | TOT      | AVG        | PF-FO      | A        | TO       | BLK      | STL      | PTS      | AVG        |
| 2022-23      | USC  | 6-0        | 24/4.0        | 0-2         | .000        | 0-1        | .000        | 2-2        | 1.000        | 1        | 3        | 4        | 0.7        | 3-0        | 3        | 1        | 0        | 2        | 2        | 0.3        |
| <b>TOTAL</b> |      | <b>6-0</b> | <b>24/4.0</b> | <b>0-2</b>  | <b>.000</b> | <b>0-1</b> | <b>.000</b> | <b>2-2</b> | <b>1.000</b> | <b>1</b> | <b>3</b> | <b>4</b> | <b>0.7</b> | <b>3-0</b> | <b>3</b> | <b>1</b> | <b>0</b> | <b>2</b> | <b>2</b> | <b>0.3</b> |

# 1 JACOBI WRIGHT

So. • Guard • 6-2 • 188 • Fort Mill, S.C. // Legacy Early College (Greenville, S.C.)

## CAREER HIGHS

### Single Game Highs

| Statistic    | Value   |
|--------------|---|
| Points       | 14 vs South Carolina St. 11/08/22                                   |
| Rebounds     | 6 vs Georgetown 12/05/21, vs Eastern Mich. 12/30/22                 |
| Assists      | 6 vs Georgetown 12/05/21  |
| Steals       | 2 5 times   |
| Blocks       | 1 vs Florida 01/15/22, vs Davidson 11/18/22                         |
| FG Made      | 5 vs USC Upstate 11/25/22   |
| FG Attempts  | 12 vs USC Upstate 11/25/22  |
| 3FG Made     | 4 at Georgia 01/28/23   |
| 3FG Attempts | 5 4 times   |
| FT Made      | 4 vs Georgia 01/22/22, vs Tennessee 02/05/22, vs Tennessee 01/07/23 |
| FT Attempts  | 5 vs Georgetown 12/05/21  |

## SUPERLATIVES

|                          | '22-23 | Career |
|--------------------------|--------|--------|
| Double-figure scoring    | 4      | 6      |
| Double-figure rebounding | -      | -      |
| Double-double            | -      | -      |
| 3+ assists               | 5      | 15     |
| 2+ steals                | 2      | 5      |
| Team high scoring        | -      | -      |
| Team high rebounding     | -      | -      |
| Team high assists        | 6      | 14     |
| Team high steals         | 4      | 5      |

*includes led, or shared team high*



**INSTAGRAM:** \_jacobi

**TWITTER:** @JacobiWright

## 2020-21 GAME-BY-GAME

|                      |            |    | Total    |        |      | 3-Pointers |       | Free throws |       | Rebounds |     |     |     |    |    |    |     |     |     |      |
|----------------------|------------|----|----------|--------|------|------------|-------|-------------|-------|----------|-----|-----|-----|----|----|----|-----|-----|-----|------|
| Opponent             | Date       | GS | MIN      | FG-FGA | PCT  | 3FG-3FGA   | PCT   | FT-FTA      | PCT   | OFF      | DEF | TOT | AVG | PF | A  | TO | BLK | STL | PTS | AVG  |
| South Carolina St.   | 11/08/2022 | *  | 32:06    | 4-7    | .571 | 3-5        | .600  | 3-4         | .750  | 3        | 2   | 5   | 5.0 | 1  | 4  | 1  | 0   | 0   | 14  | 14.0 |
| Clemson              | 11/11/2022 |    | 22:32    | 4-8    | .500 | 2-2        | 1.000 | 0-0         | .000  | 1        | 3   | 4   | 4.5 | 1  | 2  | 1  | 0   | 0   | 10  | 12.0 |
| vs Colorado St.      | 11/17/2022 |    | 26:40    | 3-8    | .375 | 2-4        | .500  | 0-0         | .000  | 0        | 0   | 0   | 3.0 | 0  | 2  | 0  | 0   | 0   | 8   | 10.7 |
| vs Davidson          | 11/18/2022 | *  | 38:33    | 2-7    | .286 | 0-2        | .000  | 1-1         | 1.000 | 0        | 0   | 0   | 2.3 | 3  | 2  | 3  | 1   | 1   | 5   | 9.3  |
| vs Furman            | 11/20/2022 |    | 24:44    | 2-4    | .500 | 0-1        | .000  | 3-4         | .750  | 0        | 2   | 2   | 2.2 | 2  | 0  | 1  | 0   | 0   | 7   | 8.8  |
| USC Upstate          | 11/25/2022 | *  | 37:47    | 5-12   | .417 | 0-3        | .000  | 0-1         | .000  | 0        | 2   | 2   | 2.2 | 2  | 2  | 0  | 0   | 1   | 10  | 9.0  |
| at George Washington | 11/30/2022 | *  | 24:55    | 0-5    | .000 | 0-2        | .000  | 0-0         | .000  | 1        | 3   | 4   | 2.4 | 0  | 4  | 0  | 0   | 1   | 0   | 7.7  |
| at Georgetown        | 12/03/2022 |    | 31:25    | 2-3    | .667 | 0-1        | .000  | 2-2         | 1.000 | 0        | 3   | 3   | 2.5 | 4  | 1  | 1  | 0   | 0   | 6   | 7.5  |
| Presbyterian         | 12/11/2022 |    | 23:56    | 3-5    | .600 | 0-0        | .000  | 0-1         | .000  | 0        | 0   | 0   | 2.2 | 0  | 3  | 0  | 0   | 0   | 6   | 7.3  |
| at UAB               | 12/14/2022 |    | 19:51    | 3-7    | .429 | 0-2        | .000  | 0-0         | .000  | 1        | 1   | 2   | 2.2 | 3  | 0  | 2  | 0   | 0   | 6   | 7.2  |
| vs East Carolina     | 12/17/2022 |    | 30:23    | 1-5    | .200 | 0-2        | .000  | 0-0         | .000  | 1        | 0   | 1   | 2.1 | 1  | 2  | 1  | 0   | 1   | 2   | 6.7  |
| Western Ky.          | 12/22/2022 |    | 31:38    | 1-6    | .167 | 1-5        | .200  | 0-0         | .000  | 0        | 5   | 5   | 2.3 | 0  | 3  | 1  | 0   | 0   | 3   | 6.4  |
| Eastern Mich.        | 12/30/2022 |    | 28:18    | 2-6    | .333 | 1-2        | .500  | 0-0         | .000  | 0        | 6   | 6   | 2.6 | 2  | 3  | 1  | 0   | 1   | 5   | 6.3  |
| at Vanderbilt        | 01/03/2023 |    | 30:21    | 0-5    | .000 | 0-3        | .000  | 2-2         | 1.000 | 0        | 3   | 3   | 2.6 | 3  | 1  | 0  | 0   | 1   | 2   | 6.0  |
| Tennessee            | 01/07/2023 |    | 25:51    | 1-4    | .250 | 1-3        | .333  | 4-4         | 1.000 | 0        | 0   | 0   | 2.5 | 0  | 0  | 1  | 0   | 0   | 7   | 6.1  |
| at Kentucky          | 01/10/2023 |    | 17:00    | 1-3    | .333 | 0-0        | .000  | 2-2         | 1.000 | 3        | 0   | 3   | 2.5 | 1  | 0  | 0  | 0   | 1   | 4   | 5.9  |
| Texas A&M            | 01/14/2023 |    | 24:38    | 1-4    | .250 | 0-1        | .000  | 2-4         | .500  | 0        | 1   | 1   | 2.4 | 1  | 1  | 0  | 0   | 2   | 4   | 5.8  |
| Ole Miss             | 01/17/2023 |    | 24:31    | 1-4    | .250 | 1-3        | .333  | 0-0         | .000  | 0        | 1   | 1   | 2.3 | 2  | 0  | 0  | 0   | 0   | 3   | 5.7  |
| Auburn               | 01/21/2023 | *  | 19:18    | 0-1    | .000 | 0-0        | .000  | 0-0         | .000  | 0        | 2   | 2   | 2.3 | 1  | 0  | 1  | 0   | 0   | 0   | 5.4  |
| at Florida           | 01/25/2023 | *  | 25:31    | 1-7    | .143 | 0-1        | .000  | 0-0         | .000  | 0        | 1   | 1   | 2.3 | 0  | 2  | 0  | 0   | 2   | 2   | 5.2  |
| at Georgia           | 01/28/2023 |    | 32:19    | 4-8    | .500 | 4-5        | .800  | 1-2         | .500  | 0        | 1   | 1   | 2.2 | 4  | 2  | 1  | 0   | 0   | 13  | 5.6  |
| Mississippi St.      | 01/31/2023 |    | 29:56    | 3-10   | .300 | 1-4        | .250  | 0-0         | .000  | 1        | 0   | 1   | 2.1 | 3  | 2  | 1  | 0   | 0   | 7   | 5.6  |
| Totals               |            |    | 6 602:13 | 44-129 | .341 | 16-51      | .314  | 20-27       | .741  | 11       | 36  | 47  | 2.1 | 34 | 36 | 16 | 1   | 11  | 124 | 5.6  |

### Player Averages

| Games Played | Minutes/game | Points/game | FG Pct | 3FG Pct | FT Pct | Rebounds/game | Assists/game | Turnovers/game | Assist/Turnover ratio | Steals/game | Blocks/game |
|--------------|--------------|-------------|--------|---------|--------|---------------|--------------|----------------|-----------------------|-------------|-------------|
| 22           | 27.4         | 5.6         | 34.1   | 31.4    | 74.1   | 2.1           | 1.6          | 0.7            | 2.3                   | 0.5         | 0.0         |

## PLAYER BIO

### 2022-23

- Had 13 points off bench at Georgia, knocking down a career-high four 3s ; first double-figure outing in SEC play of career
- Started and scored 10 points in 38 minutes in victory over USC Upstate (Nov .25)
- Played career high 39 minutes vs. Davidson (Nov. 18)
- Had 10 points and four rebounds off the bench in a 60-58 rivalry game win vs. Clemson (Nov. 11)
- Tallied career-high 14 points in a 80-77 win vs. SC State (Nov. 8) ; led the team with four assists and also had five rebounds

### 2021-22

- Appeared in 31 games making nine starts in first season on campus
- Averaged 3.4 points, 1.8 assists and 1.6 rebounds per game
- Scored season-high 11 points at Coastal Carolina (Dec. 1) and vs. Army (Dec. 22)
- Had eight points, six rebounds and six assists (both season highs) in a 80-67 win vs. Georgetown (Dec. 5)
- Logged four games in SEC play with four assists ; team was 4-0 in those games
- Named to the SEC Community Service Team

## PRE-SOUTH CAROLINA

- > A four star prospect according to ESPN.com and the No. 4 prospect in the state
- > Spent junior and senior seasons at Legacy Early College High School
- > Averaged 16.4 points, 3.6 rebounds, 3.7 assists and 1.2 steals per game as a senior; team captain as a senior
- > As a junior, averaged 17.4 points, 3.7 rebounds, 5.3 assists and 1.7 steals per game
- > Spent sophomore season at Fort Mill High School, averaging 25.3 points per game

## Personal

- > Son of Chris and Mikisha Wright
- > Has a sister, Kiana
- > His advice to young people is "believe in yourself, or nobody else will, everyone's journey is different."
- > Chose South Carolina because "it feels like home, the family environment. I felt like I fit the system, and I felt like the coaching staff and style fit me. I wanted to play at the highest level in the SEC."
- > Began playing basketball at the age of five
- > Lists Devin Booker as his favorite professional basketball player
- > A sport and entertainment management major

## CAREER STATS

|         |      |       |           | Field Goals |      | 3-Point  |      | F-Throws |      | Rebounds |     |     |     |       |    |    |     | Scoring |     |     |
|---------|------|-------|-----------|-------------|------|----------|------|----------|------|----------|-----|-----|-----|-------|----|----|-----|---------|-----|-----|
| SEASON  | TEAM | GP-GS | MIN/AVG   | FG-FGA      | FG%  | 3FG-3FGA | 3FG% | FT-FTA   | FT%  | OFF      | DEF | TOT | AVG | PF-FO | A  | TO | BLK | STL     | PTS | AVG |
| 2021-22 | USC  | 30-9  | 465/15.5  | 36-113      | .319 | 11-43    | .256 | 20-28    | .714 | 7        | 40  | 47  | 1.6 | 36-0  | 55 | 38 | 1   | 15      | 103 | 3.4 |
| 2022-23 | USC  | 22-6  | 602/27.4  | 44-129      | .341 | 16-51    | .314 | 20-27    | .741 | 11       | 36  | 47  | 2.1 | 34-0  | 36 | 16 | 1   | 11      | 124 | 5.6 |
| TOTAL   |      | 52-15 | 1067/20.5 | 80-242      | .331 | 27-94    | .287 | 40-55    | .727 | 18       | 76  | 94  | 1.8 | 70-0  | 91 | 54 | 2   | 26      | 227 | 4.4 |





# 2022-23 South Carolina Men's Basketball Combined Team Statistics All games

Page 1/1  
as of Feb 01, 2023

## Game Records

| Record         | Overall | Home | Away | Neutral |
|----------------|---------|------|------|---------|
| ALL GAMES      | 8-14    | 6-5  | 2-5  | 0-4     |
| CONFERENCE     | 1-8     | 0-5  | 1-3  | 0-0     |
| NON-CONFERENCE | 7-6     | 6-0  | 1-2  | 0-4     |

## Score by Periods

| Team           | 1st | 2nd | OT | TOT  |
|----------------|-----|-----|----|------|
| South Carolina | 625 | 750 | 26 | 1401 |
| Opponents      | 773 | 804 | 31 | 1608 |

## Team Box Score

| No.       | Player                    |       |        |      | Total    |      | 3-Point  |      | F-Throw |       | Rebounds |     |     |      |     |    |     |     |     |     |      |      |  |  |  |
|-----------|---------------------------|-------|--------|------|----------|------|----------|------|---------|-------|----------|-----|-----|------|-----|----|-----|-----|-----|-----|------|------|--|--|--|
|           |                           | GP-GS | MIN    | AVG  | FG-FGA   | FG%  | 3FG-3FGA | 3FG% | FT-FTA  | FT%   | OFF      | DEF | TOT | AVG  | PF  | DQ | A   | TO  | BLK | STL | PTS  | AVG  |  |  |  |
| 23        | JACKSON II, Gregory "GG"  | 22-22 | 725:37 | 33.0 | 130-338  | .385 | 39-119   | .328 | 56-88   | .636  | 43       | 103 | 146 | 6.6  | 36  | 0  | 20  | 59  | 17  | 21  | 355  | 16.1 |  |  |  |
| 5         | JOHNSON, Meechie          | 20-19 | 655:44 | 32.8 | 80-234   | .342 | 45-146   | .308 | 33-44   | .750  | 16       | 64  | 80  | 4.0  | 31  | 0  | 66  | 54  | 1   | 16  | 238  | 11.9 |  |  |  |
| 10        | BROWN, Hayden             | 21-21 | 601:30 | 28.6 | 81-189   | .429 | 17-73    | .233 | 43-68   | .632  | 29       | 74  | 103 | 4.9  | 75  | 7  | 22  | 41  | 10  | 20  | 222  | 10.6 |  |  |  |
| 2         | CARTER, JR., Chico        | 21-21 | 655:56 | 31.2 | 82-167   | .491 | 43-88    | .489 | 13-23   | .565  | 9        | 30  | 39  | 1.9  | 35  | 2  | 31  | 29  | 1   | 15  | 220  | 10.5 |  |  |  |
| 1         | WRIGHT, Jacobi            | 22-6  | 602:13 | 27.4 | 44-129   | .341 | 16-51    | .314 | 20-27   | .741  | 11       | 36  | 47  | 2.1  | 34  | 0  | 36  | 16  | 1   | 11  | 124  | 5.6  |  |  |  |
| 33        | GRAY, Josh                | 22-5  | 303:43 | 13.8 | 31-61    | .508 | 0-0      | .000 | 13-26   | .500  | 52       | 55  | 107 | 4.9  | 51  | 1  | 9   | 18  | 20  | 5   | 75   | 3.4  |  |  |  |
| 30        | HANKINS-SANFORD, Daniel   | 16-0  | 144:20 | 9.0  | 17-51    | .333 | 2-7      | .286 | 6-12    | .500  | 21       | 20  | 41  | 2.6  | 12  | 0  | 4   | 9   | 1   | 2   | 42   | 2.6  |  |  |  |
| 31        | BOSMANS-VERDONK, Benjamin | 21-14 | 343:05 | 16.3 | 19-47    | .404 | 0-0      | .000 | 16-27   | .593  | 39       | 31  | 70  | 3.3  | 49  | 1  | 26  | 36  | 4   | 10  | 54   | 2.6  |  |  |  |
| 12        | DAVIS, Zachary            | 20-2  | 261:25 | 13.1 | 20-47    | .426 | 3-21     | .143 | 6-8     | .750  | 14       | 33  | 47  | 2.4  | 21  | 0  | 11  | 12  | 3   | 9   | 49   | 2.5  |  |  |  |
| 44        | COOPER JR., Ford          | 16-0  | 127:22 | 8.0  | 5-23     | .217 | 4-19     | .211 | 2-2     | 1.000 | 2        | 11  | 13  | 0.8  | 11  | 0  | 3   | 4   | 0   | 1   | 16   | 1.0  |  |  |  |
| 21        | BENSON, Ja'Von            | 5-0   | 16:07  | 3.2  | 1-8      | .125 | 1-4      | .250 | 0-0     | .000  | 0        | 4   | 4   | 0.8  | 1   | 0  | 0   | 1   | 1   | 0   | 3    | 0.6  |  |  |  |
| 14        | SPARKMAN, Eli             | 6-0   | 23:55  | 4.0  | 0-2      | .000 | 0-1      | .000 | 2-2     | 1.000 | 1        | 3   | 4   | 0.7  | 3   | 0  | 3   | 1   | 0   | 2   | 2    | 0.3  |  |  |  |
| 4         | MINOTT, Tre-Vaughn        | 5-0   | 14:03  | 2.8  | 0-0      | .000 | 0-0      | .000 | 1-3     | .333  | 0        | 2   | 2   | 0.4  | 1   | 0  | 0   | 0   | 1   | 0   | 1    | 0.2  |  |  |  |
| Team      |                           |       |        |      |          |      |          |      |         |       | 36       | 29  | 65  |      |     |    |     | 15  |     |     |      |      |  |  |  |
| Total     |                           | 22    | 4475   |      | 510-1296 | .394 | 170-529  | .321 | 211-330 | .639  | 273      | 495 | 768 | 34.9 | 360 | 11 | 231 | 295 | 60  | 112 | 1401 | 63.7 |  |  |  |
| Opponents |                           | 22    | 4475   |      | 607-1283 | .473 | 155-444  | .349 | 239-360 | .664  | 226      | 550 | 776 | 35.3 | 333 | 4  | 328 | 237 | 82  | 165 | 1608 | 73.1 |  |  |  |

## Team Statistics

|                        | USC             | OPP             |
|------------------------|-----------------|-----------------|
| <b>Scoring</b>         | <b>1401</b>     | <b>1608</b>     |
| Points per game        | 63.7            | 73.1            |
| Scoring margin         | -9.4            | -               |
| <b>Field goals-att</b> | <b>510-1296</b> | <b>607-1283</b> |
| Field goal pct         | .394            | .473            |
| <b>3 point fg-att</b>  | <b>170-529</b>  | <b>155-444</b>  |
| 3-point FG pct         | .321            | .349            |
| 3-pt FG made per game  | 7.7             | 7.0             |
| <b>Free throws-att</b> | <b>211-330</b>  | <b>239-360</b>  |
| Free throw pct         | .639            | .664            |
| F-Throws made per game | 9.6             | 10.9            |
| <b>Rebounds</b>        | <b>768</b>      | <b>776</b>      |
| Rebounds per game      | 34.9            | 35.3            |
| Rebounding margin      | -0.4            | -               |
| <b>Assists</b>         | <b>231</b>      | <b>328</b>      |
| Assists per game       | 10.5            | 14.9            |
| <b>Turnovers</b>       | <b>295</b>      | <b>237</b>      |
| Turnovers per game     | 13.4            | 10.8            |
| Turnover margin        | -2.6            | -               |
| Assist/turnover ratio  | 0.8             | 1.4             |
| <b>Steals</b>          | <b>112</b>      | <b>165</b>      |
| Steals per game        | 5.1             | 7.5             |
| <b>Blocks</b>          | <b>60</b>       | <b>82</b>       |
| Blocks per game        | 2.7             | 3.7             |
| <b>Winning streak</b>  | <b>0</b>        | <b>-</b>        |
| Home win streak        | 0               | -               |
| <b>Attendance</b>      | <b>115136</b>   | <b>56824</b>    |
| Home games-Avg/Game    | 11-10467        | 7-8118          |
| Neutral site-Avg/Game  | -               | 4-3554          |

## Team Results

| Date       | Opponent             |     | Score | Att.  |
|------------|----------------------|-----|-------|-------|
| 11/08/2022 | South Carolina St.   | W   | 80-77 | 12012 |
| 11/11/2022 | Clemson              | W   | 60-58 | 13380 |
| 11/17/2022 | vs Colorado St.      | L   | 53-85 | 5017  |
| 11/18/2022 | vs Davidson          | L   | 60-69 | 3459  |
| 11/20/2022 | vs Furman            | L   | 60-79 | 1621  |
| 11/25/2022 | USC Upstate          | W   | 68-53 | 9347  |
| 11/30/2022 | at George Washington | L   | 55-79 | 2216  |
| 12/03/2022 | at Georgetown        | Wot | 74-71 | 5391  |
| 12/11/2022 | Presbyterian         | W   | 68-57 | 9276  |
| 12/14/2022 | at UAB               | L   | 70-84 | 5126  |
| 12/17/2022 | vs East Carolina     | L   | 56-64 | 4117  |
| 12/22/2022 | Western Ky.          | W   | 65-58 | 9163  |
| 12/30/2022 | Eastern Mich.        | W   | 74-64 | 9023  |
| 01/03/2023 | at Vanderbilt        | Lot | 79-84 | 6344  |
| 01/07/2023 | Tennessee            | L   | 42-85 | 10704 |
| 01/10/2023 | at Kentucky          | W   | 71-68 | 19393 |
| 01/14/2023 | Texas A&M            | L   | 53-94 | 10883 |
| 01/17/2023 | Ole Miss             | L   | 58-70 | 9171  |
| 01/21/2023 | Auburn               | L   | 66-81 | 13048 |
| 01/25/2023 | at Florida           | L   | 60-81 | 7831  |
| 01/28/2023 | at Georgia           | Lot | 78-81 | 10523 |
| 01/31/2023 | Mississippi St.      | L   | 51-66 | 9129  |



# 2022-23 South Carolina Men's Basketball Combined Team Statistics In Conference games

Page 1/1  
as of Feb 01, 2023

## Game Records

| Record         | Overall | Home | Away | Neutral |
|----------------|---------|------|------|---------|
| ALL GAMES      | 1-8     | 0-5  | 1-3  | 0-0     |
| CONFERENCE     | 1-8     | 0-5  | 1-3  | 0-0     |
| NON-CONFERENCE | 0-0     | 0-0  | 0-0  | 0-0     |

## Score by Periods

| Team           | 1st | 2nd | OT | TOT |
|----------------|-----|-----|----|-----|
| South Carolina | 244 | 297 | 17 | 558 |
| Opponents      | 329 | 356 | 25 | 710 |

## Team Box Score

| No.       | Player                    | GP-GS | MIN    | AVG  | Total   |      | 3-Point  |      | F-Throw |       | Rebounds |     |     |      |     |    |     |     |     |     |     |      |
|-----------|---------------------------|-------|--------|------|---------|------|----------|------|---------|-------|----------|-----|-----|------|-----|----|-----|-----|-----|-----|-----|------|
|           |                           |       |        |      | FG-FGA  | FG%  | 3FG-3FGA | 3FG% | FT-FTA  | FT%   | OFF      | DEF | TOT | AVG  | PF  | DQ | A   | TO  | BLK | STL | PTS | AVG  |
| 23        | JACKSON II, Gregory "GG"  | 9-9   | 292:56 | 32.5 | 46-139  | .331 | 14-52    | .269 | 26-42   | .619  | 14       | 34  | 48  | 5.3  | 12  | 0  | 12  | 25  | 4   | 11  | 132 | 14.7 |
| 5         | JOHNSON, Meechie          | 9-9   | 315:01 | 35.0 | 38-112  | .339 | 19-67    | .284 | 22-22   | 1.000 | 7        | 26  | 33  | 3.7  | 14  | 0  | 25  | 33  | 0   | 7   | 117 | 13.0 |
| 2         | CARTER, JR., Chico        | 9-9   | 282:16 | 31.4 | 32-65   | .492 | 15-33    | .455 | 5-8     | .625  | 4        | 14  | 18  | 2.0  | 18  | 2  | 10  | 12  | 1   | 7   | 84  | 9.3  |
| 10        | BROWN, Hayden             | 8-8   | 192:16 | 24.0 | 28-63   | .444 | 7-27     | .259 | 9-17    | .529  | 11       | 21  | 32  | 4.0  | 34  | 5  | 8   | 13  | 2   | 10  | 72  | 9.0  |
| 33        | GRAY, Josh                | 9-5   | 156:39 | 17.4 | 19-39   | .487 | 0-0      | .000 | 6-11    | .545  | 27       | 28  | 55  | 6.1  | 23  | 0  | 4   | 11  | 7   | 4   | 44  | 4.9  |
| 1         | WRIGHT, Jacobi            | 9-2   | 229:24 | 25.5 | 12-46   | .261 | 7-20     | .350 | 11-14   | .786  | 4        | 9   | 13  | 1.4  | 15  | 0  | 8   | 4   | 0   | 6   | 42  | 4.7  |
| 12        | DAVIS, Zachary            | 9-1   | 128:38 | 14.3 | 11-21   | .524 | 2-7      | .286 | 6-7     | .857  | 5        | 16  | 21  | 2.3  | 14  | 0  | 6   | 6   | 2   | 4   | 30  | 3.3  |
| 30        | HANKINS-SANFORD, Daniel   | 7-0   | 62:13  | 8.9  | 8-20    | .400 | 2-3      | .667 | 0-0     | .000  | 5        | 4   | 9   | 1.3  | 7   | 0  | 1   | 2   | 0   | 2   | 18  | 2.6  |
| 44        | COOPER JR., Ford          | 6-0   | 46:21  | 7.7  | 3-10    | .300 | 3-9      | .333 | 0-0     | .000  | 1        | 3   | 4   | 0.7  | 4   | 0  | 1   | 3   | 0   | 0   | 9   | 1.5  |
| 31        | BOSMANS-VERDONK, Benjamin | 9-2   | 120:03 | 13.3 | 1-6     | .167 | 0-0      | .000 | 7-10    | .700  | 7        | 10  | 17  | 1.9  | 21  | 1  | 7   | 13  | 1   | 3   | 9   | 1.0  |
| 4         | MINOTT, Tre-Vaughn        | 3-0   | 10:38  | 3.5  | 0-0     | .000 | 0-0      | .000 | 1-3     | .333  | 0        | 2   | 2   | 0.7  | 0   | 0  | 0   | 0   | 1   | 0   | 1   | 0.3  |
| 21        | BENSON, Ja'Von            | 3-0   | 06:50  | 2.3  | 0-2     | .000 | 0-0      | .000 | 0-0     | .000  | 0        | 1   | 1   | 0.3  | 0   | 0  | 0   | 1   | 1   | 0   | 0   | 0.0  |
| 14        | SPARKMAN, Eli             | 2-0   | 06:44  | 3.4  | 0-0     | .000 | 0-0      | .000 | 0-0     | .000  | 1        | 3   | 4   | 2.0  | 1   | 0  | 0   | 0   | 0   | 1   | 0   | 0.0  |
| Team      |                           |       |        |      |         |      |          |      |         |       | 14       | 16  | 30  |      |     |    |     | 7   |     |     |     |      |
| Total     |                           | 9     | 1850   |      | 198-523 | .379 | 69-218   | .317 | 93-134  | .694  | 100      | 187 | 287 | 31.9 | 163 | 8  | 82  | 130 | 19  | 55  | 558 | 62.0 |
| Opponents |                           | 9     | 1850   |      | 262-530 | .494 | 58-166   | .349 | 128-186 | .688  | 106      | 240 | 346 | 38.4 | 134 | 2  | 148 | 97  | 43  | 77  | 710 | 78.9 |

## Team Statistics

|                        | USC            | OPP            |
|------------------------|----------------|----------------|
| <b>Scoring</b>         | <b>558</b>     | <b>710</b>     |
| Points per game        | 62.0           | 78.9           |
| Scoring margin         | -16.9          | -              |
| <b>Field goals-att</b> | <b>198-523</b> | <b>262-530</b> |
| Field goal pct         | .379           | .494           |
| <b>3 point fg-att</b>  | <b>69-218</b>  | <b>58-166</b>  |
| 3-point FG pct         | .317           | .349           |
| 3-pt FG made per game  | 7.7            | 6.4            |
| <b>Free throws-att</b> | <b>93-134</b>  | <b>128-186</b> |
| Free throw pct         | .694           | .688           |
| F-Throws made per game | 10.3           | 14.2           |
| <b>Rebounds</b>        | <b>287</b>     | <b>346</b>     |
| Rebounds per game      | 31.9           | 38.4           |
| Rebounding margin      | -6.6           | -              |
| <b>Assists</b>         | <b>82</b>      | <b>148</b>     |
| Assists per game       | 9.1            | 16.4           |
| <b>Turnovers</b>       | <b>130</b>     | <b>97</b>      |
| Turnovers per game     | 14.4           | 10.8           |
| Turnover margin        | -3.7           | -              |
| Assist/turnover ratio  | 0.6            | 1.5            |
| <b>Steals</b>          | <b>55</b>      | <b>77</b>      |
| Steals per game        | 6.1            | 8.6            |
| <b>Blocks</b>          | <b>19</b>      | <b>43</b>      |
| Blocks per game        | 2.1            | 4.8            |
| <b>Winning streak</b>  | <b>0</b>       | <b>-</b>       |
| Home win streak        | 0              | -              |
| <b>Attendance</b>      | <b>52935</b>   | <b>44091</b>   |
| Home games-Avg/Game    | 5-10587        | 4-11023        |
| Neutral site-Avg/Game  | -              | 0-0            |

## Team Results

| Date       | Opponent        |     | Score | Att.  |
|------------|-----------------|-----|-------|-------|
| 01/03/2023 | at Vanderbilt   | Lot | 79-84 | 6344  |
| 01/07/2023 | Tennessee       | L   | 42-85 | 10704 |
| 01/10/2023 | at Kentucky     | W   | 71-68 | 19393 |
| 01/14/2023 | Texas A&M       | L   | 53-94 | 10883 |
| 01/17/2023 | Ole Miss        | L   | 58-70 | 9171  |
| 01/21/2023 | Auburn          | L   | 66-81 | 13048 |
| 01/25/2023 | at Florida      | L   | 60-81 | 7831  |
| 01/28/2023 | at Georgia      | Lot | 78-81 | 10523 |
| 01/31/2023 | Mississippi St. | L   | 51-66 | 9129  |



**2022-23 South Carolina Men's Basketball  
Category Leaders  
All games**

Page 1/3  
as of Feb 01, 2023

**Points**

| ## | Player                    | G  | Pts | Pts/G |
|----|---------------------------|----|-----|-------|
| 23 | Jackson II, Gregory "GG"  | 22 | 355 | 16.1  |
| 5  | Johnson, Meechie          | 20 | 238 | 11.9  |
| 10 | Brown, Hayden             | 21 | 222 | 10.6  |
| 2  | Carter, Jr., Chico        | 21 | 220 | 10.5  |
| 1  | Wright, Jacobi            | 22 | 124 | 5.6   |
| 33 | Gray, Josh                | 22 | 75  | 3.4   |
| 31 | Bosmans-Verdonk, Benjamin | 21 | 54  | 2.6   |
| 12 | Davis, Zachary            | 20 | 49  | 2.5   |
| 30 | Hankins-Sanford, Daniel   | 16 | 42  | 2.6   |
| 44 | Cooper Jr., Ford          | 16 | 16  | 1.0   |
| 21 | Benson, Ja'Von            | 5  | 3   | 0.6   |
| 14 | Sparkman, Eli             | 6  | 2   | 0.3   |
| 4  | Minott, Tre-Vaughn        | 5  | 1   | 0.2   |

**Scoring Average**

| ## | Player                    | G  | Pts | Pts/G |
|----|---------------------------|----|-----|-------|
| 23 | Jackson II, Gregory "GG"  | 22 | 355 | 16.1  |
| 5  | Johnson, Meechie          | 20 | 238 | 11.9  |
| 10 | Brown, Hayden             | 21 | 222 | 10.6  |
| 2  | Carter, Jr., Chico        | 21 | 220 | 10.5  |
| 1  | Wright, Jacobi            | 22 | 124 | 5.6   |
| 33 | Gray, Josh                | 22 | 75  | 3.4   |
| 30 | Hankins-Sanford, Daniel   | 16 | 42  | 2.6   |
| 31 | Bosmans-Verdonk, Benjamin | 21 | 54  | 2.6   |
| 12 | Davis, Zachary            | 20 | 49  | 2.5   |
| 44 | Cooper Jr., Ford          | 16 | 16  | 1.0   |
| 21 | Benson, Ja'Von            | 5  | 3   | 0.6   |
| 14 | Sparkman, Eli             | 6  | 2   | 0.3   |
| 4  | Minott, Tre-Vaughn        | 5  | 1   | 0.2   |

**Field Goal Percentage**

| ## | Player                    | FG  | Att | Pct  |
|----|---------------------------|-----|-----|------|
| 33 | Gray, Josh                | 31  | 61  | .508 |
| 2  | Carter, Jr., Chico        | 82  | 167 | .491 |
| 10 | Brown, Hayden             | 81  | 189 | .429 |
| 12 | Davis, Zachary            | 20  | 47  | .426 |
| 31 | Bosmans-Verdonk, Benjamin | 19  | 47  | .404 |
| 23 | Jackson II, Gregory "GG"  | 130 | 338 | .385 |
| 5  | Johnson, Meechie          | 80  | 234 | .342 |
| 1  | Wright, Jacobi            | 44  | 129 | .341 |
| 30 | Hankins-Sanford, Daniel   | 17  | 51  | .333 |
| 44 | Cooper Jr., Ford          | 5   | 23  | .217 |
| 21 | Benson, Ja'Von            | 1   | 8   | .125 |

**Field Goal Attempts**

| ## | Player                   | G  | Att | Att/G |
|----|--------------------------|----|-----|-------|
| 23 | Jackson II, Gregory "GG" | 22 | 338 | 15.4  |
| 5  | Johnson, Meechie         | 20 | 234 | 11.7  |
| 10 | Brown, Hayden            | 21 | 189 | 9.0   |
| 2  | Carter, Jr., Chico       | 21 | 167 | 8.0   |
| 1  | Wright, Jacobi           | 22 | 129 | 5.9   |

**Field Goals Made**

| ## | Player                   | G  | Made | Made/G |
|----|--------------------------|----|------|--------|
| 23 | Jackson II, Gregory "GG" | 22 | 130  | 5.9    |
| 2  | Carter, Jr., Chico       | 21 | 82   | 3.9    |
| 10 | Brown, Hayden            | 21 | 81   | 3.9    |
| 5  | Johnson, Meechie         | 20 | 80   | 4.0    |
| 1  | Wright, Jacobi           | 22 | 44   | 2.0    |

**3-Point FG Percentage**

| ## | Player                   | 3FG | Att | Pct  |
|----|--------------------------|-----|-----|------|
| 2  | Carter, Jr., Chico       | 43  | 88  | .489 |
| 23 | Jackson II, Gregory "GG" | 39  | 119 | .328 |
| 1  | Wright, Jacobi           | 16  | 51  | .314 |
| 5  | Johnson, Meechie         | 45  | 146 | .308 |
| 30 | Hankins-Sanford, Daniel  | 2   | 7   | .286 |
| 21 | Benson, Ja'Von           | 1   | 4   | .250 |
| 10 | Brown, Hayden            | 17  | 73  | .233 |
| 44 | Cooper Jr., Ford         | 4   | 19  | .211 |
| 12 | Davis, Zachary           | 3   | 21  | .143 |

**3-Point FG Attempts**

| ## | Player                   | G  | Att | Att/G |
|----|--------------------------|----|-----|-------|
| 5  | Johnson, Meechie         | 20 | 146 | 7.3   |
| 23 | Jackson II, Gregory "GG" | 22 | 119 | 5.4   |
| 2  | Carter, Jr., Chico       | 21 | 88  | 4.2   |
| 10 | Brown, Hayden            | 21 | 73  | 3.5   |
| 1  | Wright, Jacobi           | 22 | 51  | 2.3   |

**3-Point FG Made**

| ## | Player                   | G  | Made | Made/G |
|----|--------------------------|----|------|--------|
| 5  | Johnson, Meechie         | 20 | 45   | 2.3    |
| 2  | Carter, Jr., Chico       | 21 | 43   | 2.0    |
| 23 | Jackson II, Gregory "GG" | 22 | 39   | 1.8    |
| 10 | Brown, Hayden            | 21 | 17   | 0.8    |
| 1  | Wright, Jacobi           | 22 | 16   | 0.7    |





2022-23 South Carolina Men's Basketball  
Category Leaders  
All games

Page 2/3  
as of Feb 01, 2023

#### Free Throw Percentage

| ## | Player                    | Made | Att | Pct   |
|----|---------------------------|------|-----|-------|
| 14 | Sparkman, Eli             | 2    | 2   | 1.000 |
| 44 | Cooper Jr., Ford          | 2    | 2   | 1.000 |
| 12 | Davis, Zachary            | 6    | 8   | .750  |
| 5  | Johnson, Meechie          | 33   | 44  | .750  |
| 1  | Wright, Jacobi            | 20   | 27  | .741  |
| 23 | Jackson II, Gregory "GG"  | 56   | 88  | .636  |
| 10 | Brown, Hayden             | 43   | 68  | .632  |
| 31 | Bosmans-Verdonk, Benjamin | 16   | 27  | .593  |
| 2  | Carter, Jr., Chico        | 13   | 23  | .565  |
| 33 | Gray, Josh                | 13   | 26  | .500  |
| 30 | Hankins-Sanford, Daniel   | 6    | 12  | .500  |
| 4  | Minott, Tre-Vaughn        | 1    | 3   | .333  |

#### Free Throw Attempts

| ## | Player                    | G  | Att | Att/G |
|----|---------------------------|----|-----|-------|
| 23 | Jackson II, Gregory "GG"  | 22 | 88  | 4.0   |
| 10 | Brown, Hayden             | 21 | 68  | 3.2   |
| 5  | Johnson, Meechie          | 20 | 44  | 2.2   |
| 1  | Wright, Jacobi            | 22 | 27  | 1.2   |
| 31 | Bosmans-Verdonk, Benjamin | 21 | 27  | 1.3   |

#### Free Throws Made

| ## | Player                    | G  | Made | Made/G |
|----|---------------------------|----|------|--------|
| 23 | Jackson II, Gregory "GG"  | 22 | 56   | 2.5    |
| 10 | Brown, Hayden             | 21 | 43   | 2.0    |
| 5  | Johnson, Meechie          | 20 | 33   | 1.7    |
| 1  | Wright, Jacobi            | 22 | 20   | 0.9    |
| 31 | Bosmans-Verdonk, Benjamin | 21 | 16   | 0.8    |

#### Rebounds

| ## | Player                    | G  | Reb | Reb/G |
|----|---------------------------|----|-----|-------|
| 23 | Jackson II, Gregory "GG"  | 22 | 146 | 6.6   |
| 33 | Gray, Josh                | 22 | 107 | 4.9   |
| 10 | Brown, Hayden             | 21 | 103 | 4.9   |
| 5  | Johnson, Meechie          | 20 | 80  | 4.0   |
| 31 | Bosmans-Verdonk, Benjamin | 21 | 70  | 3.3   |

#### Assists

| ## | Player                    | G  | Ast | Ast/G |
|----|---------------------------|----|-----|-------|
| 5  | Johnson, Meechie          | 20 | 66  | 3.3   |
| 1  | Wright, Jacobi            | 22 | 36  | 1.6   |
| 2  | Carter, Jr., Chico        | 21 | 31  | 1.5   |
| 31 | Bosmans-Verdonk, Benjamin | 21 | 26  | 1.2   |
| 10 | Brown, Hayden             | 21 | 22  | 1.0   |

#### Rebounds Average

| ## | Player                    | G  | Reb | Reb/G |
|----|---------------------------|----|-----|-------|
| 23 | Jackson II, Gregory "GG"  | 22 | 146 | 6.6   |
| 10 | Brown, Hayden             | 21 | 103 | 4.9   |
| 33 | Gray, Josh                | 22 | 107 | 4.9   |
| 5  | Johnson, Meechie          | 20 | 80  | 4.0   |
| 31 | Bosmans-Verdonk, Benjamin | 21 | 70  | 3.3   |

#### Steals

| ## | Player                   | G  | Stl | Stl/G |
|----|--------------------------|----|-----|-------|
| 23 | Jackson II, Gregory "GG" | 22 | 21  | 1.0   |
| 10 | Brown, Hayden            | 21 | 20  | 1.0   |
| 5  | Johnson, Meechie         | 20 | 16  | 0.8   |
| 2  | Carter, Jr., Chico       | 21 | 15  | 0.7   |
| 1  | Wright, Jacobi           | 22 | 11  | 0.5   |

#### Offensive Rebounds

| ## | Player                    | G  | OReb | OReb/G |
|----|---------------------------|----|------|--------|
| 33 | Gray, Josh                | 22 | 52   | 2.4    |
| 23 | Jackson II, Gregory "GG"  | 22 | 43   | 2.0    |
| 31 | Bosmans-Verdonk, Benjamin | 21 | 39   | 1.9    |
| 10 | Brown, Hayden             | 21 | 29   | 1.4    |
| 30 | Hankins-Sanford, Daniel   | 16 | 21   | 1.3    |

#### Blocked Shots

| ## | Player                    | G  | Blk | Blk/G |
|----|---------------------------|----|-----|-------|
| 33 | Gray, Josh                | 22 | 20  | 0.9   |
| 23 | Jackson II, Gregory "GG"  | 22 | 17  | 0.8   |
| 10 | Brown, Hayden             | 21 | 10  | 0.5   |
| 31 | Bosmans-Verdonk, Benjamin | 21 | 4   | 0.2   |
| 12 | Davis, Zachary            | 20 | 3   | 0.2   |

#### Defensive Rebounds

| ## | Player                   | G  | DReb | DReb/G |
|----|--------------------------|----|------|--------|
| 23 | Jackson II, Gregory "GG" | 22 | 103  | 4.7    |
| 10 | Brown, Hayden            | 21 | 74   | 3.5    |
| 5  | Johnson, Meechie         | 20 | 64   | 3.2    |
| 33 | Gray, Josh               | 22 | 55   | 2.5    |
| 1  | Wright, Jacobi           | 22 | 36   | 1.6    |

#### Minutes

| ## | Player                   | G  | Min | Min/G |
|----|--------------------------|----|-----|-------|
| 23 | Jackson II, Gregory "GG" | 22 | 726 | 32:59 |
| 2  | Carter, Jr., Chico       | 21 | 656 | 31:14 |
| 5  | Johnson, Meechie         | 20 | 656 | 32:47 |
| 1  | Wright, Jacobi           | 22 | 602 | 27:22 |
| 10 | Brown, Hayden            | 21 | 602 | 28:39 |

#### Fouls

| ## | Player                    | G  | PF | PF/G |
|----|---------------------------|----|----|------|
| 10 | Brown, Hayden             | 21 | 75 | 3.6  |
| 33 | Gray, Josh                | 22 | 51 | 2.3  |
| 31 | Bosmans-Verdonk, Benjamin | 21 | 49 | 2.3  |
| 23 | Jackson II, Gregory "GG"  | 22 | 36 | 1.6  |
| 2  | Carter, Jr., Chico        | 21 | 35 | 1.7  |

#### Turnovers

| ## | Player                    | G  | TO | TO/G |
|----|---------------------------|----|----|------|
| 23 | Jackson II, Gregory "GG"  | 22 | 59 | 2.7  |
| 5  | Johnson, Meechie          | 20 | 54 | 2.7  |
| 10 | Brown, Hayden             | 21 | 41 | 2.0  |
| 31 | Bosmans-Verdonk, Benjamin | 21 | 36 | 1.7  |
| 2  | Carter, Jr., Chico        | 21 | 29 | 1.4  |



**2022-23 South Carolina Men's Basketball**  
**Category Leaders**  
**All games**

Page 3/3  
as of Feb 01, 2023

**Foul Outs**

| ## | Player                    | G  | FO |
|----|---------------------------|----|----|
| 10 | Brown, Hayden             | 21 | 7  |
| 2  | Carter, Jr., Chico        | 21 | 2  |
| 33 | Gray, Josh                | 22 | 1  |
| 31 | Bosmans-Verdonk, Benjamin | 21 | 1  |



**2022-23 South Carolina Men's Basketball**  
**Player Highs Analysis**  
**All games**

Page 1/4  
as of Feb 01, 2023

**South Carolina - Individual Game Highs**

|   |       |        |  |
|---|-------|--------|--|
| <b>POINTS</b>                             | 30    |        | Gregory "GG" Jackson II vs Auburn (01/21/2023)             |
|   | 26    |        | Meechie Johnson at Kentucky (01/10/2023)                   |
|   | 26    |        | Chico Carter, Jr. vs Davidson (N) (11/18/2022)             |
|   | 25    |        | Meechie Johnson vs Western Ky. (12/22/2022)                |
|   | 24    |        | Chico Carter, Jr. at Vanderbilt (01/03/2023)               |
|   | 24    |        | Gregory "GG" Jackson II vs Eastern Mich. (12/30/2022)      |
| <b>FIELD GOALS MADE</b>                   | 10    |        | Gregory "GG" Jackson II vs Auburn (01/21/2023)             |
|   | 9     |        | Meechie Johnson at Kentucky (01/10/2023)                   |
|   | 9     |        | Chico Carter, Jr. at Vanderbilt (01/03/2023)               |
|   | 9     |        | Gregory "GG" Jackson II vs Eastern Mich. (12/30/2022)      |
|   | 9     |        | Gregory "GG" Jackson II at Georgetown (12/03/2022)         |
|   | 9     |        | Chico Carter, Jr. vs Davidson (N) (11/18/2022)             |
| <b>FIELD GOAL ATTEMPTS</b>                | 21    |        | Gregory "GG" Jackson II vs Auburn (01/21/2023)             |
|   | 20    |        | Gregory "GG" Jackson II vs Ole Miss (01/17/2023)           |
| <b>FIELD GOAL PERCENTAGE (min 5 made)</b> | .857  | (6-7)  | Chico Carter, Jr. vs Eastern Mich. (12/30/2022)            |
|   | .700  | (7-10) | Hayden Brown at Georgia (01/28/2023)                       |
| <b>3 PT FG MADE</b>                       | 6     |        | Meechie Johnson at Kentucky (01/10/2023)                   |
|   | 6     |        | Meechie Johnson vs Western Ky. (12/22/2022)                |
|   | 6     |        | Chico Carter, Jr. vs Davidson (N) (11/18/2022)             |
| <b>3 PT FG ATTEMPTS</b>                   | 11    |        | Meechie Johnson vs Western Ky. (12/22/2022)                |
|   | 10    |        | Meechie Johnson at Kentucky (01/10/2023)                   |
|   | 10    |        | Meechie Johnson at Georgetown (12/03/2022)                 |
| <b>3 PT FG PERCENTAGE (min 2 made)</b>    | 1.000 | (4-4)  | Chico Carter, Jr. at UAB (12/14/2022)                      |
|   | 1.000 | (2-2)  | Gregory "GG" Jackson II at Kentucky (01/10/2023)           |
|   | 1.000 | (2-2)  | Jacobi Wright vs Clemson (11/11/2022)                      |
|   | 1.000 | (2-2)  | Gregory "GG" Jackson II vs South Carolina St. (11/08/2022) |
| <b>FREE THROWS MADE</b>                   | 9     |        | Hayden Brown vs South Carolina St. (11/08/2022)            |
|   | 6     |        | Meechie Johnson vs Auburn (01/21/2023)                     |
|   | 6     |        | Gregory "GG" Jackson II vs Auburn (01/21/2023)             |
|   | 6     |        | Meechie Johnson vs Tennessee (01/07/2023)                  |
|   | 6     |        | Hayden Brown vs Eastern Mich. (12/30/2022)                 |
| <b>FREE THROW ATTEMPTS</b>                | 12    |        | Hayden Brown vs South Carolina St. (11/08/2022)            |
|   | 10    |        | Hayden Brown vs Eastern Mich. (12/30/2022)                 |
| <b>FREE THROW PERCENTAGE (min 3 made)</b> | 1.000 | (6-6)  | Meechie Johnson vs Auburn (01/21/2023)                     |
|   | 1.000 | (6-6)  | Meechie Johnson vs Tennessee (01/07/2023)                  |
|   | 1.000 | (4-4)  | Jacobi Wright vs Tennessee (01/07/2023)                    |
|   | 1.000 | (4-4)  | Hayden Brown vs Davidson (N) (11/18/2022)                  |
|   | 1.000 | (3-3)  | Hayden Brown vs East Carolina (N) (12/17/2022)             |
|   | 1.000 | (3-3)  | Hayden Brown vs USC Upstate (11/25/2022)                   |
|   | 1.000 | (3-3)  | Daniel Hankins-Sanford vs South Carolina St. (11/08/2022)  |
| <b>REBOUNDS</b>                           | 16    |        | Gregory "GG" Jackson II vs Western Ky. (12/22/2022)        |
|   | 14    |        | Josh Gray vs Mississippi St. (01/31/2023)                  |
| <b>ASSISTS</b>                            | 8     |        | Meechie Johnson at Georgetown (12/03/2022)                 |
|   | 7     |        | Meechie Johnson at UAB (12/14/2022)                        |
| <b>STEALS</b>                             | 4     |        | Gregory "GG" Jackson II at Georgia (01/28/2023)            |
|   | 3     |        | Hayden Brown vs Auburn (01/21/2023)                        |
|   | 3     |        | Meechie Johnson at UAB (12/14/2022)                        |
|   | 3     |        | Gregory "GG" Jackson II vs Davidson (N) (11/18/2022)       |
| <b>BLOCKED SHOTS</b>                      | 3     |        | Gregory "GG" Jackson II at George Washington (11/30/2022)  |
|   | 3     |        | Hayden Brown vs Davidson (N) (11/18/2022)                  |
|   | 3     |        | Josh Gray vs Clemson (11/11/2022)                          |
| <b>TURNOVERS</b>                          | 7     |        | Meechie Johnson vs Mississippi St. (01/31/2023)            |
|   | 7     |        | Gregory "GG" Jackson II at Georgia (01/28/2023)            |
|   | 7     |        | Benjamin Bosmans-Verdonk vs Clemson (11/11/2022)           |





2022-23 South Carolina Men's Basketball  
Player Highs Analysis  
All games

Page 2/4  
as of Feb 01, 2023

South Carolina - Individual Game Highs

|       |   |   |
|-------|---|---|
| FOULS | 5 | Hayden Brown at Georgia (01/28/2023)                |
|       | 5 | Hayden Brown at Florida (01/25/2023)                |
|       | 5 | Chico Carter, Jr. vs Auburn (01/21/2023)            |
|       | 5 | Hayden Brown vs Ole Miss (01/17/2023)               |
|       | 5 | Chico Carter, Jr. vs Ole Miss (01/17/2023)          |
|       | 5 | Hayden Brown at Kentucky (01/10/2023)               |
|       | 5 | Hayden Brown at Vanderbilt (01/03/2023)             |
|       | 5 | Benjamin Bosmans-Verdonk at Vanderbilt (01/03/2023) |
|       | 5 | Hayden Brown at Georgetown (12/03/2022)             |
|       | 5 | Hayden Brown vs USC Upstate (11/25/2022)            |
|       | 5 | Josh Gray vs South Carolina St. (11/08/2022)        |



**2022-23 South Carolina Men's Basketball**  
**Player Highs Analysis**  
**All games**

Page 3/4  
as of Feb 01, 2023

**Opponent - Individual Game Highs**

|   |       |         |  |
|---|-------|---------|--|
| <b>POINTS</b>                             | 36    |         | Emoni Bates vs Eastern Mich. (12/30/2022)        |
|   | 28    |         | Dayvion McKnight vs Western Ky. (12/22/2022)     |
|   | 27    |         | Johni Broome vs Auburn (01/21/2023)              |
|   | 25    |         | KJ Buffen at UAB (12/14/2022)                    |
|   | 24    |         | Ezra Manjon at Vanderbilt (01/03/2023)           |
|   | 24    |         | James Bishop at George Washington (11/30/2022)   |
|   | 24    |         | James Moors vs Colorado St. (N) (11/17/2022)     |
| <b>FIELD GOALS MADE</b>                   | 13    |         | Emoni Bates vs Eastern Mich. (12/30/2022)        |
|   | 12    |         | Johni Broome vs Auburn (01/21/2023)              |
| <b>FIELD GOAL ATTEMPTS</b>                | 25    |         | Emoni Bates vs Eastern Mich. (12/30/2022)        |
|   | 19    |         | James Bishop at George Washington (11/30/2022)   |
| <b>FIELD GOAL PERCENTAGE (min 5 made)</b> | 1.000 | (10-10) | Olivier Nkamhoua vs Tennessee (01/07/2023)       |
|   | .833  | (10-12) | James Moors vs Colorado St. (N) (11/17/2022)     |
|   | .833  | (5-6)   | Patrick Cartier vs Colorado St. (N) (11/17/2022) |
| <b>3 PT FG MADE</b>                       | 8     |         | Emoni Bates vs Eastern Mich. (12/30/2022)        |
|   | 5     |         | Mardrez McBride at Georgia (01/28/2023)          |
|   | 5     |         | Matthew Murrell vs Ole Miss (01/17/2023)         |
|   | 5     |         | Jordan Walker at UAB (12/14/2022)                |
|   | 5     |         | James Bishop at George Washington (11/30/2022)   |
| <b>3 PT FG ATTEMPTS</b>                   | 15    |         | Emoni Bates vs Eastern Mich. (12/30/2022)        |
|   | 12    |         | Jordan Walker at UAB (12/14/2022)                |
| <b>3 PT FG PERCENTAGE (min 2 made)</b>    | 1.000 | (2-2)   | James Moors vs Colorado St. (N) (11/17/2022)     |
|   | .750  | (3-4)   | Jordan Wright at Vanderbilt (01/03/2023)         |
|   | .750  | (3-4)   | Garrett Hien vs Furman (N) (11/20/2022)          |
| <b>FREE THROWS MADE</b>                   | 10    |         | Kario Oquendo at Georgia (01/28/2023)            |
|   | 10    |         | Liam Robbins at Vanderbilt (01/03/2023)          |
| <b>FREE THROW ATTEMPTS</b>                | 15    |         | Kario Oquendo at Georgia (01/28/2023)            |
|   | 15    |         | Liam Robbins at Vanderbilt (01/03/2023)          |
| <b>FREE THROW PERCENTAGE (min 3 made)</b> | 1.000 | (6-6)   | Jusaun Holt at Georgia (01/28/2023)              |
|   | 1.000 | (6-6)   | Jay Heath at Georgetown (12/03/2022)             |
|   | 1.000 | (5-5)   | Jordan Walker at UAB (12/14/2022)                |
|   | 1.000 | (4-4)   | Will Richard at Florida (01/25/2023)             |
|   | 1.000 | (4-4)   | Zep Jasper vs Auburn (01/21/2023)                |
|   | 1.000 | (4-4)   | Jayveous McKinnis vs Ole Miss (01/17/2023)       |
|   | 1.000 | (4-4)   | KJ Buffen at UAB (12/14/2022)                    |
|   | 1.000 | (4-4)   | Foster Loyer vs Davidson (N) (11/18/2022)        |
|   | 1.000 | (3-3)   | Myreon Jones at Florida (01/25/2023)             |
|   | 1.000 | (3-3)   | Johni Broome vs Auburn (01/21/2023)              |
|   | 1.000 | (3-3)   | Eric Gaines at UAB (12/14/2022)                  |
|   | 1.000 | (3-3)   | James Bishop at George Washington (11/30/2022)   |
| <b>REBOUNDS</b>                           | 12    |         | Oscar Tshiebwe at Kentucky (01/10/2023)          |
|   | 11    |         | Johni Broome vs Auburn (01/21/2023)              |
|   | 11    |         | Henry Coleman III vs Texas A&M (01/14/2023)      |
| <b>ASSISTS</b>                            | 12    |         | Wendell Green Jr. vs Auburn (01/21/2023)         |
|   | 9     |         | Terry Roberts at Georgia (01/28/2023)            |
| <b>STEALS</b>                             | 5     |         | Jusaun Holt at Georgia (01/28/2023)              |
|   | 4     |         | Zakai Zeigler vs Tennessee (01/07/2023)          |
|   | 4     |         | Jahmai Mashack vs Tennessee (01/07/2023)         |
|   | 4     |         | Ezra Ausar vs East Carolina (N) (12/17/2022)     |
| <b>BLOCKED SHOTS</b>                      | 6     |         | Liam Robbins at Vanderbilt (01/03/2023)          |
|   | 4     |         | Colin Castleton at Florida (01/25/2023)          |



2022-23 South Carolina Men's Basketball  
Player Highs Analysis  
All games

Page 4/4  
as of Feb 01, 2023

Opponent - Individual Game Highs

|           |   |   |
|-----------|---|---|
| TURNOVERS | 6 | Trae Broadnax vs USC Upstate (11/25/2022)       |
|           | 4 | Shakeel Moore vs Mississippi St. (01/31/2023)   |
|           | 4 | Terry Roberts at Georgia (01/28/2023)           |
|           | 4 | Wendell Green Jr. vs Auburn (01/21/2023)        |
|           | 4 | Javon Small vs East Carolina (N) (12/17/2022)   |
|           | 4 | Brendan Adams at George Washington (11/30/2022) |
|           | 4 | James Bishop at George Washington (11/30/2022)  |
|           | 4 | Jalen Slawson vs Furman (N) (11/20/2022)        |
|           | 4 | Garrett Hien vs Furman (N) (11/20/2022)         |
| FOULS     | 4 | Foster Loyer vs Davidson (N) (11/18/2022)       |
|           | 5 | Jason Jitoboh at Florida (01/25/2023)           |
|           | 5 | Niels Lane at Florida (01/25/2023)              |
|           | 5 | Jairus Hamilton vs Western Ky. (12/22/2022)     |
|           | 5 | Baylor Hebb vs Colorado St. (N) (11/17/2022)    |





2022-23 South Carolina Men's Basketball  
Team High/Low Analysis  
All games

Page 1/4  
as of Feb 01, 2023

South Carolina - Game Highs

|                       |      |         |                                 |
|-----------------------|------|---------|---------------------------------|
| POINTS                | 80   |         | South Carolina St. (11/08/2022) |
|                       | 79   |         | at Vanderbilt (01/03/2023)      |
|                       | 78   |         | at Georgia (01/28/2023)         |
|                       | 74   |         | Eastern Mich. (12/30/2022)      |
|                       | 74   |         | at Georgetown (12/03/2022)      |
| FIELD GOALS MADE      | 30   |         | at Vanderbilt (01/03/2023)      |
|                       | 28   |         | at Georgia (01/28/2023)         |
|                       | 28   |         | Eastern Mich. (12/30/2022)      |
|                       | 28   |         | at Georgetown (12/03/2022)      |
|                       | 28   |         | USC Upstate (11/25/2022)        |
| FIELD GOAL ATTEMPTS   | 72   |         | at Vanderbilt (01/03/2023)      |
|                       | 68   |         | at Georgia (01/28/2023)         |
| FIELD GOAL PERCENTAGE | .491 | (27-55) | Presbyterian (12/11/2022)       |
|                       | .482 | (27-56) | at Kentucky (01/10/2023)        |
| 3 PT FG MADE          | 13   |         | at Georgia (01/28/2023)         |
|                       | 11   |         | at Kentucky (01/10/2023)        |
| 3 PT FG ATTEMPTS      | 31   |         | at Georgia (01/28/2023)         |
|                       | 31   |         | at Georgetown (12/03/2022)      |
| 3 PT FG PERCENTAGE    | .550 | (11-20) | at Kentucky (01/10/2023)        |
|                       | .419 | (13-31) | at Georgia (01/28/2023)         |
| FREE THROWS MADE      | 21   |         | South Carolina St. (11/08/2022) |
|                       | 19   |         | Auburn (01/21/2023)             |
| FREE THROW ATTEMPTS   | 32   |         | South Carolina St. (11/08/2022) |
|                       | 25   |         | Western Ky. (12/22/2022)        |
| FREE THROW PERCENTAGE | .933 | (14-15) | Tennessee (01/07/2023)          |
|                       | .857 | (6-7)   | at Kentucky (01/10/2023)        |
| REBOUNDS              | 51   |         | Western Ky. (12/22/2022)        |
|                       | 50   |         | Clemson (11/11/2022)            |
| ASSISTS               | 18   |         | at Georgetown (12/03/2022)      |
|                       | 15   |         | at UAB (12/14/2022)             |
| STEALS                | 10   |         | Tennessee (01/07/2023)          |
|                       | 8    |         | Mississippi St. (01/31/2023)    |
|                       | 8    |         | vs Davidson (N) (11/18/2022)    |
| BLOCKED SHOTS         | 7    |         | vs Davidson (N) (11/18/2022)    |
|                       | 5    |         | Tennessee (01/07/2023)          |
|                       | 5    |         | South Carolina St. (11/08/2022) |
| TURNOVERS             | 19   |         | Clemson (11/11/2022)            |
|                       | 18   |         | Mississippi St. (01/31/2023)    |
|                       | 18   |         | at Georgia (01/28/2023)         |
|                       | 18   |         | Tennessee (01/07/2023)          |
| FOULS                 | 25   |         | at Vanderbilt (01/03/2023)      |
|                       | 23   |         | Auburn (01/21/2023)             |



2022-23 South Carolina Men's Basketball  
Team High/Low Analysis  
All games

Page 2/4  
as of Feb 01, 2023

Opponent - Game Highs

|                       |      |         |                                   |
|-----------------------|------|---------|-----------------------------------|
| POINTS                | 94   |         | Texas A&M (01/14/2023)            |
|                       | 85   |         | Tennessee (01/07/2023)            |
|                       | 85   |         | vs Colorado St. (N) (11/17/2022)  |
|                       | 84   |         | at Vanderbilt (01/03/2023)        |
|                       | 84   |         | at UAB (12/14/2022)               |
| FIELD GOALS MADE      | 35   |         | Tennessee (01/07/2023)            |
|                       | 35   |         | vs Colorado St. (N) (11/17/2022)  |
| FIELD GOAL ATTEMPTS   | 68   |         | Tennessee (01/07/2023)            |
|                       | 67   |         | at UAB (12/14/2022)               |
| FIELD GOAL PERCENTAGE | .583 | (35-60) | vs Colorado St. (N) (11/17/2022)  |
|                       | .548 | (34-62) | Texas A&M (01/14/2023)            |
| 3 PT FG MADE          | 12   |         | at George Washington (11/30/2022) |
|                       | 12   |         | vs Furman (N) (11/20/2022)        |
| 3 PT FG ATTEMPTS      | 28   |         | Eastern Mich. (12/30/2022)        |
|                       | 27   |         | at Florida (01/25/2023)           |
|                       | 27   |         | at George Washington (11/30/2022) |
|                       | 27   |         | vs Furman (N) (11/20/2022)        |
| 3 PT FG PERCENTAGE    | .455 | (10-22) | Tennessee (01/07/2023)            |
|                       | .450 | (9-20)  | Texas A&M (01/14/2023)            |
| FREE THROWS MADE      | 23   |         | at Georgia (01/28/2023)           |
|                       | 23   |         | at Vanderbilt (01/03/2023)        |
| FREE THROW ATTEMPTS   | 35   |         | at Vanderbilt (01/03/2023)        |
|                       | 29   |         | at Georgia (01/28/2023)           |
| FREE THROW PERCENTAGE | .941 | (16-17) | at UAB (12/14/2022)               |
|                       | .889 | (8-9)   | vs Davidson (N) (11/18/2022)      |
| REBOUNDS              | 48   |         | Texas A&M (01/14/2023)            |
|                       | 48   |         | Tennessee (01/07/2023)            |
| ASSISTS               | 22   |         | vs Furman (N) (11/20/2022)        |
|                       | 21   |         | at Florida (01/25/2023)           |
|                       | 21   |         | at George Washington (11/30/2022) |
| STEALS                | 15   |         | at Georgia (01/28/2023)           |
|                       | 13   |         | Tennessee (01/07/2023)            |
|                       | 13   |         | at Georgetown (12/03/2022)        |
| BLOCKED SHOTS         | 9    |         | at Florida (01/25/2023)           |
|                       | 7    |         | at Vanderbilt (01/03/2023)        |
| TURNOVERS             | 16   |         | Mississippi St. (01/31/2023)      |
|                       | 14   |         | Tennessee (01/07/2023)            |
| FOULS                 | 24   |         | South Carolina St. (11/08/2022)   |
|                       | 18   |         | Tennessee (01/07/2023)            |
|                       | 18   |         | Western Ky. (12/22/2022)          |



**2022-23 South Carolina Men's Basketball  
Team High/Low Analysis  
All games**

Page 3/4  
as of Feb 01, 2023

**South Carolina - Game Lows**

|                              |      |         |                                   |
|------------------------------|------|---------|-----------------------------------|
| <b>POINTS</b>                | 42   |         | Tennessee (01/07/2023)            |
|                              | 51   |         | Mississippi St. (01/31/2023)      |
|                              | 53   |         | Texas A&M (01/14/2023)            |
|                              | 53   |         | vs Colorado St. (N) (11/17/2022)  |
|                              | 55   |         | at George Washington (11/30/2022) |
| <b>FIELD GOALS MADE</b>      | 12   |         | Tennessee (01/07/2023)            |
|                              | 18   |         | Mississippi St. (01/31/2023)      |
| <b>FIELD GOAL ATTEMPTS</b>   | 48   |         | Tennessee (01/07/2023)            |
|                              | 49   |         | vs Furman (N) (11/20/2022)        |
| <b>FIELD GOAL PERCENTAGE</b> | .250 | (12-48) | Tennessee (01/07/2023)            |
|                              | .311 | (19-61) | vs Colorado St. (N) (11/17/2022)  |
| <b>3 PT FG MADE</b>          | 4    |         | Tennessee (01/07/2023)            |
|                              | 4    |         | USC Upstate (11/25/2022)          |
| <b>3 PT FG ATTEMPTS</b>      | 14   |         | at Florida (01/25/2023)           |
|                              | 18   |         | USC Upstate (11/25/2022)          |
|                              | 18   |         | vs Davidson (N) (11/18/2022)      |
| <b>3 PT FG PERCENTAGE</b>    | .154 | (4-26)  | Tennessee (01/07/2023)            |
|                              | .222 | (4-18)  | USC Upstate (11/25/2022)          |
| <b>FREE THROWS MADE</b>      | 5    |         | at George Washington (11/30/2022) |
|                              | 6    |         | at Kentucky (01/10/2023)          |
|                              | 6    |         | Presbyterian (12/11/2022)         |
|                              | 6    |         | Clemson (11/11/2022)              |
| <b>FREE THROW ATTEMPTS</b>   | 7    |         | at Kentucky (01/10/2023)          |
|                              | 9    |         | at George Washington (11/30/2022) |
|                              | 9    |         | vs Colorado St. (N) (11/17/2022)  |
| <b>FREE THROW PERCENTAGE</b> | .462 | (6-13)  | Clemson (11/11/2022)              |
|                              | .480 | (12-25) | Western Ky. (12/22/2022)          |
| <b>REBOUNDS</b>              | 16   |         | Texas A&M (01/14/2023)            |
|                              | 21   |         | Tennessee (01/07/2023)            |
| <b>ASSISTS</b>               | 5    |         | Tennessee (01/07/2023)            |
|                              | 6    |         | vs East Carolina (N) (12/17/2022) |
| <b>STEALS</b>                | 2    |         | at Kentucky (01/10/2023)          |
|                              | 2    |         | Western Ky. (12/22/2022)          |
| <b>BLOCKED SHOTS</b>         | 0    |         | at Georgetown (12/03/2022)        |
|                              | 1    |         | Mississippi St. (01/31/2023)      |
|                              | 1    |         | Ole Miss (01/17/2023)             |
|                              | 1    |         | at Kentucky (01/10/2023)          |
|                              | 1    |         | at Vanderbilt (01/03/2023)        |
|                              | 1    |         | vs East Carolina (N) (12/17/2022) |
| <b>TURNOVERS</b>             | 6    |         | Presbyterian (12/11/2022)         |
|                              | 8    |         | USC Upstate (11/25/2022)          |
| <b>FOULS</b>                 | 9    |         | Presbyterian (12/11/2022)         |
|                              | 10   |         | Eastern Mich. (12/30/2022)        |
|                              | 10   |         | vs Furman (N) (11/20/2022)        |





**2022-23 South Carolina Men's Basketball  
Team High/Low Analysis  
All games**

Page 4/4  
as of Feb 01, 2023

**Opponent - Game Lows**

|                              |      |         |                                   |
|------------------------------|------|---------|-----------------------------------|
| <b>POINTS</b>                | 53   |         | USC Upstate (11/25/2022)          |
|                              | 57   |         | Presbyterian (12/11/2022)         |
|                              | 58   |         | Western Ky. (12/22/2022)          |
|                              | 58   |         | Clemson (11/11/2022)              |
|                              | 64   |         | Eastern Mich. (12/30/2022)        |
|                              | 64   |         | vs East Carolina (N) (12/17/2022) |
| <b>FIELD GOALS MADE</b>      | 20   |         | Western Ky. (12/22/2022)          |
|                              | 22   |         | vs East Carolina (N) (12/17/2022) |
| <b>FIELD GOAL ATTEMPTS</b>   | 44   |         | vs East Carolina (N) (12/17/2022) |
|                              | 46   |         | Presbyterian (12/11/2022)         |
| <b>FIELD GOAL PERCENTAGE</b> | .364 | (20-55) | Western Ky. (12/22/2022)          |
|                              | .377 | (23-61) | Clemson (11/11/2022)              |
| <b>3 PT FG MADE</b>          | 2    |         | USC Upstate (11/25/2022)          |
|                              | 3    |         | Mississippi St. (01/31/2023)      |
|                              | 3    |         | Auburn (01/21/2023)               |
|                              | 3    |         | at Kentucky (01/10/2023)          |
|                              | 3    |         | Western Ky. (12/22/2022)          |
|                              | 3    |         | at Georgetown (12/03/2022)        |
| <b>3 PT FG ATTEMPTS</b>      | 10   |         | at Kentucky (01/10/2023)          |
|                              | 12   |         | Mississippi St. (01/31/2023)      |
|                              | 12   |         | USC Upstate (11/25/2022)          |
| <b>3 PT FG PERCENTAGE</b>    | .136 | (3-22)  | Western Ky. (12/22/2022)          |
|                              | .167 | (3-18)  | at Georgetown (12/03/2022)        |
|                              | .167 | (2-12)  | USC Upstate (11/25/2022)          |
| <b>FREE THROWS MADE</b>      | 3    |         | USC Upstate (11/25/2022)          |
|                              | 4    |         | Eastern Mich. (12/30/2022)        |
|                              | 4    |         | Presbyterian (12/11/2022)         |
| <b>FREE THROW ATTEMPTS</b>   | 7    |         | Tennessee (01/07/2023)            |
|                              | 7    |         | Presbyterian (12/11/2022)         |
| <b>FREE THROW PERCENTAGE</b> | .333 | (3-9)   | USC Upstate (11/25/2022)          |
|                              | .444 | (4-9)   | Eastern Mich. (12/30/2022)        |
| <b>REBOUNDS</b>              | 25   |         | Presbyterian (12/11/2022)         |
|                              | 28   |         | at Kentucky (01/10/2023)          |
|                              | 28   |         | vs East Carolina (N) (12/17/2022) |
|                              | 28   |         | USC Upstate (11/25/2022)          |
| <b>ASSISTS</b>               | 4    |         | Western Ky. (12/22/2022)          |
|                              | 8    |         | USC Upstate (11/25/2022)          |
| <b>STEALS</b>                | 3    |         | Ole Miss (01/17/2023)             |
|                              | 3    |         | at Vanderbilt (01/03/2023)        |
|                              | 3    |         | Presbyterian (12/11/2022)         |
|                              | 3    |         | USC Upstate (11/25/2022)          |
| <b>BLOCKED SHOTS</b>         | 1    |         | vs East Carolina (N) (12/17/2022) |
|                              | 1    |         | vs Davidson (N) (11/18/2022)      |
| <b>TURNOVERS</b>             | 5    |         | at Florida (01/25/2023)           |
|                              | 6    |         | at Kentucky (01/10/2023)          |
| <b>FOULS</b>                 | 11   |         | at Kentucky (01/10/2023)          |
|                              | 11   |         | at George Washington (11/30/2022) |