



Officials: Pualani Spurlock-Welsh, Frank Steratore, Eric Brewton

Arkansas - 70

Record: 18-8 (5-6)

NO.	Name	F	Min	FG			3P			FT			Rebounds			Fouls		TP	AS	TO	ST	Blocks		+/-
				M-A	M-A	M-A	OR	DR	TOT	PF	FD	OR	DR	TOT	BS	BA								
4	Erynn Barnum	F	25:33	4-8	0-0	4-4	6	1	7	4	2	12	0	5	1	1	2	0	5	1	1	2	-8	
0	Saylor Poffenbarger	G	30:42	3-6	0-3	1-2	0	1	1	5	1	7	1	1	0	1	0	1	1	0	1	0	-4	
2	Samara Spencer	G	37:31	1-8	0-2	0-0	0	4	4	2	4	2	4	3	1	0	0	4	3	1	0	0	-9	
34	Chrissy Carr	G	36:48	7-13	3-8	1-2	1	4	5	3	1	18	0	2	1	0	0	2	1	0	0	0	-7	
43	Makayla Daniels	G	37:22	11-23	4-11	5-6	0	3	3	4	7	31	1	2	3	1	1	1	2	3	1	1	-5	
11	Rylee Langerman		10:41	0-0	0-0	0-0	1	3	4	1	1	0	1	1	0	0	0	1	1	0	0	0	-2	
24	Jersey Wolfenbarger		06:56	0-2	0-2	0-0	0	0	0	0	0	0	0	0	0	0	0	0	0	0	0	0	-5	
55	Emrie Ellis		14:27	0-2	0-0	0-2	3	2	5	3	1	0	1	1	0	0	1	1	0	0	0	1	0	
Team							1	1	2			0			0									
<b>Totals</b>				26-62	7-26	11-16	12	19	31	22	17	70	8	15	6	3	4	-8						

Technical Fouls::NONE

Shooting By Period		
1st FG%	3-11	27.3%
3PT%	1-5	20.0%
FT%	6-10	60%
2nd FG%	8-15	53.3%
3PT%	2-8	25.0%
FT%	1-2	50%
3rd FG%	7-15	46.7%
3PT%	3-5	60.0%
FT%	0-0	0%
4th FG%	8-21	38.1%
3PT%	1-8	12.5%
FT%	4-4	100%
GM FG%	26-62	41.9%
3PT%	7-26	26.9%
FT%	11-16	68.8%

Dead Ball Rebounds: 4, 0

Vanderbilt - 78

Record: 11-14 (2-9)

NO.	Name	F	Min	FG			3P			FT			Rebounds			Fouls		TP	AS	TO	ST	Blocks		+/-
				M-A	M-A	M-A	OR	DR	TOT	PF	FD	OR	DR	TOT	BS	BA								
35	Sacha Washington	F	28:45	8-12	0-0	0-0	4	4	8	3	2	16	1	3	2	3	1	16	1	3	2	3	1	16
11	Ciaja Harbison	G	40:00	5-15	0-3	6-11	1	2	3	2	7	16	8	7	4	0	1	8	8	7	4	0	1	8
14	Marnelle Garraud	G	40:00	6-12	4-8	3-3	2	5	7	3	3	19	0	1	0	0	0	8	0	1	0	0	0	8
21	Bella LaChance	G	40:00	3-6	1-2	0-0	0	2	2	2	2	7	1	1	1	0	0	8	1	1	1	0	0	8
24	Ryanne Allen	G	33:44	2-6	2-5	6-6	1	5	6	2	5	12	2	1	0	1	1	10	2	1	0	1	1	10
5	Yaubryon Chambers		06:53	1-2	0-0	0-0	0	1	1	4	1	2	0	2	0	0	0	-8	0	2	0	0	0	-8
12	Demi Washington		10:38	2-3	0-0	2-2	0	2	2	1	2	6	0	0	0	0	0	-2	0	0	0	0	0	-2
Team							5	3	8			0			1									
<b>Totals</b>				27-56	7-18	17-22	13	24	37	17	22	78	12	16	7	4	3	8						

Technical Fouls::NONE

Shooting By Period		
1st FG%	7-16	43.8%
3PT%	4-10	40.0%
FT%	0-0	0%
2nd FG%	7-13	53.8%
3PT%	3-5	60.0%
FT%	2-2	100%
3rd FG%	7-14	50.0%
3PT%	0-2	0.0%
FT%	4-7	57.1%
4th FG%	6-13	46.2%
3PT%	0-1	0.0%
FT%	11-13	84.6%
GM FG%	27-56	48.2%
3PT%	7-18	38.9%
FT%	17-22	77.3%

Dead Ball Rebounds: 2, 1

	ARK	VAN
Biggest lead	2 (1 <sup>st</sup> 8:47)	10 (4 <sup>th</sup> 5:39)
Best Scoring Run	8(2 <sup>nd</sup> 8:55)	7(1 <sup>st</sup> 5:48)
Lead Changes	7	
Times Tied	1	
Time with Lead	01:54	36:53

Points from	ARK	VAN
Turnovers	18	16
Paint	36	36
Second Chance	8	14
Fast Breaks	6	8
Bench	0	8

Period by Period Scoring					
	1st	2nd	3rd	4th	TOT
ARK	13	19	17	21	70
VAN	18	19	18	23	78



**Arkansas at Vanderbilt**

02/09/23 Memorial Gymnasium, Nashville  
2022-23 Women's Basketball

**Game Time:** 8:00 PM  
**Game Duration:** 2:08  
**Attendance:** 1,978

**Officials:** Pualani Spurlock-Welsh, Frank Steratore, Eric Brewton

**Period 1**

**Quarter Starters:**

<b>VAN</b>	11 Harbison C	14 Garraud M	21 LaChance B	24 Allen R	35 Washington S
<b>ARK</b>	0 Poffenbarger S	2 Spencer S	4 Barnum E	34 Carr C	43 Daniels M

Game Time	VAN	Score	Diff	ARK
10:00	35 WASHINGTON S jumpball won			4 BARNUM E jumpball lost
09:27	turnover shot clock (1)			
09:00				4 BARNUM E 2pt FG from turnover in the paint, layup missed
08:56				4 BARNUM E offensive rebound (1)
08:55				4 BARNUM E 2pt FG from turnover second chance in the paint, layup blocked
08:55	35 WASHINGTON S block (1)			
08:47				4 BARNUM E offensive rebound (2)
08:47		<b>0-2</b>	<b>-2</b>	4 BARNUM E 2pt FG from turnover second chance in the paint, layup made (2)
08:30	14 GARRAUD M 3pt FG , jump shot made (3)	<b>3-2</b>	<b>1</b>	
08:30	21 LACHANCE B assist (1)			
08:16		<b>3-5</b>	<b>-2</b>	43 DANIELS M 3pt FG , jump shot made (3)
07:58	11 HARBISON C 3pt FG , jump shot missed			
07:56				43 DANIELS M defensive rebound (1)
07:56	35 WASHINGTON S foul personal (1 - 1)			43 DANIELS M foul drawn (1)
07:39				34 CARR C 3pt FG , jump shot missed
07:37	defensive rebound (1)			
07:24	14 GARRAUD M 3pt FG , jump shot made (6)	<b>6-5</b>	<b>1</b>	
07:24	24 ALLEN R assist (1)			
07:10	11 HARBISON C foul shooting (1 - 2)			43 DANIELS M foul drawn (2)
07:10		<b>6-6</b>	<b>0</b>	43 DANIELS M free throw 1 - 2 made (4)
07:10		<b>6-7</b>	<b>-1</b>	43 DANIELS M free throw 2 - 2 made (5)
06:51	11 HARBISON C 3pt FG , jump shot missed			
06:50	offensive rebound (2)			
06:48	35 WASHINGTON S 2pt FG second chance in the paint, layup made (2)	<b>8-7</b>	<b>1</b>	
06:48	11 HARBISON C assist (1)			
06:38	11 HARBISON C steal (1)			34 CARR C turnover bad pass (1)
06:20	21 LACHANCE B 3pt FG from turnover, jump shot made (3)	<b>11-7</b>	<b>4</b>	
06:20	11 HARBISON C assist (2)			
06:08	35 WASHINGTON S foul drawn (1)			4 BARNUM E foul offensive (1 - 1)
06:08				4 BARNUM E turnover offensive (1)
05:48	35 WASHINGTON S 2pt FG from turnover in the paint, layup made (4)	<b>13-7</b>	<b>6</b>	
05:32		<b>13-9</b>	<b>4</b>	43 DANIELS M 2pt FG in the paint, driving layup made (7)
05:15	21 LACHANCE B 2pt FG in the paint, driving layup made (5)	<b>15-9</b>	<b>6</b>	
05:03	35 WASHINGTON S steal (1)			43 DANIELS M turnover bad pass (1)
04:43	24 ALLEN R 3pt FG from turnover, jump shot missed			
04:42				defensive rebound (4)
04:42	Timeout media			
04:42	35 WASHINGTON S substitution out			
04:42	5 CHAMBERS Y substitution in			
04:42				2 SPENCER S substitution out



**Arkansas at Vanderbilt**

02/09/23 Memorial Gymnasium, Nashville  
2022-23 Women's Basketball

**Game Time:** 8:00 PM  
**Game Duration:** 2:08  
**Attendance:** 1,978

**Officials:** Pualani Spurlock-Welsh, Frank Steratore, Eric Brewton

Game Time	VAN	Score	Diff	ARK
04:42				34 CARR C substitution out
04:42				11 LANGERMAN R substitution in
04:42				24 WOLFENBARGER J substitution in
04:30	24 ALLEN R foul personal (1 - 3)			11 LANGERMAN R foul drawn (1)
04:13				0 POFFENBARGER S 3pt FG , jump shot missed
04:11	14 GARRAUD M defensive rebound (1)			
04:06	14 GARRAUD M 3pt FG fast break, jump shot made (9)	<b>18-9</b>	<b>9</b>	
04:06	11 HARBISON C assist (3)			
03:56	5 CHAMBERS Y foul shooting (1 - 4)			4 BARNUM E foul drawn (1)
03:56				0 POFFENBARGER S substitution out
03:56				2 SPENCER S substitution in
03:56		<b>18-10</b>	<b>8</b>	4 BARNUM E free throw 1 - 2 made (3)
03:56		<b>18-11</b>	<b>7</b>	4 BARNUM E free throw 2 - 2 made (4)
03:38	24 ALLEN R 3pt FG , jump shot missed			
03:35				11 LANGERMAN R defensive rebound (1)
03:32	24 ALLEN R substitution out			
03:32	12 WASHINGTON D substitution in			
03:18				24 WOLFENBARGER J 3pt FG , jump shot missed
03:16	11 HARBISON C defensive rebound (1)			
03:09	21 LACHANCE B 3pt FG , jump shot missed			
03:06	14 GARRAUD M offensive rebound (2)			
02:48	11 HARBISON C 2pt FG second chance in the paint, layup blocked			
02:48				43 DANIELS M block (1)
02:45	11 HARBISON C offensive rebound (2)			
02:42	21 LACHANCE B 2pt FG second chance outside the paint, jump shot missed			
02:38				4 BARNUM E defensive rebound (3)
02:36	12 WASHINGTON D foul shooting (1 - 5)			43 DANIELS M foul drawn (3)
02:36				11 LANGERMAN R substitution out
02:36				34 CARR C substitution in
02:36				43 DANIELS M free throw 1 - 2 missed
02:36				offensive dead ball rebound (1)
02:36		<b>18-12</b>	<b>6</b>	43 DANIELS M free throw 2 - 2 made (8)
02:36	5 CHAMBERS Y substitution out			
02:36	35 WASHINGTON S substitution in			
02:21	35 WASHINGTON S foul drawn (2)			4 BARNUM E foul personal (2 - 2)
02:21				4 BARNUM E substitution out
02:21				55 ELLIS E substitution in
02:12	35 WASHINGTON S turnover out of bounds (1)			
01:56				24 WOLFENBARGER J 3pt FG from turnover, jump shot missed
01:54				55 ELLIS E offensive rebound (1)
01:51				55 ELLIS E turnover dribbling violation (1)
01:51	12 WASHINGTON D substitution out			
01:51	24 ALLEN R substitution in			
01:38	11 HARBISON C turnover lost ball (1)			
01:38				24 WOLFENBARGER J substitution out
01:38				0 POFFENBARGER S substitution in
01:28				43 DANIELS M 2pt FG from turnover outside the paint, jump shot blocked



**Arkansas at Vanderbilt**

02/09/23 Memorial Gymnasium, Nashville  
2022-23 Women's Basketball

**Game Time:** 8:00 PM  
**Game Duration:** 2:08  
**Attendance:** 1,978

**Officials:** Pualani Spurlock-Welsh, Frank Steratore, Eric Brewton

Game Time	VAN	Score	Diff	ARK
01:28	35 WASHINGTON S block (2)			
01:27				55 ELLIS E offensive rebound (2)
01:27	35 WASHINGTON S foul shooting (2 - 6)			55 ELLIS E foul drawn (1)
01:27				55 ELLIS E free throw 1 - 2 missed
01:27				offensive dead ball rebound (2)
01:27				55 ELLIS E free throw 2 - 2 missed
01:26	35 WASHINGTON S defensive rebound (1)			
01:09	35 WASHINGTON S 2pt FG in the paint, layup missed			
01:07				0 POFFENBARGER S defensive rebound (1)
01:07	35 WASHINGTON S foul personal (3 - 7)			0 POFFENBARGER S foul drawn (1)
01:07	35 WASHINGTON S substitution out			
01:07	5 CHAMBERS Y substitution in			
01:07		<b>18-13</b>	<b>5</b>	0 POFFENBARGER S free throw 1 - 2 made (1)
01:07				0 POFFENBARGER S free throw 2 - 2 missed
01:06	21 LACHANCE B defensive rebound (1)			
00:41	24 ALLEN R foul drawn (1)			0 POFFENBARGER S foul personal (1 - 3)
00:26	24 ALLEN R 3pt FG , jump shot missed			
00:24				2 SPENCER S defensive rebound (1)
00:02				43 DANIELS M 2pt FG in the paint, driving layup missed
00:02	5 CHAMBERS Y defensive rebound (1)			
<b>END OF PERIOD</b>				
<b>VAN 18-13 ARK</b>				



**Arkansas at Vanderbilt**

02/09/23 Memorial Gymnasium, Nashville  
2022-23 Women's Basketball

Game Time: 8:00 PM  
Game Duration: 2:08  
Attendance: 1,978

Officials: Pualani Spurlock-Welsh, Frank Steratore, Eric Brewton

**Arkansas - 13**

NO.	Name	F	Min	FG	3P	FT	Rebounds			Fouls		TP	AS	TO	ST	Blocks		+/-
				M-A	M-A	M-A	OR	DR	TOT	PF	FD					BS	BA	
4	Erynn Barnum	F	07:39	1-3	0-0	2-2	2	1	3	2	1	4	0	1	0	0	1	-6
0	Saylor Poffenbarger	G	07:42	0-1	0-1	1-2	0	1	1	1	1	1	0	0	0	0	0	-8
2	Samara Spencer	G	09:14	0-0	0-0	0-0	0	1	1	0	0	0	0	0	0	0	0	-2
34	Chrissy Carr	G	07:54	0-1	0-1	0-0	0	0	0	0	0	0	0	1	0	0	0	-4
43	Makayla Daniels	G	10:00	2-4	1-1	3-4	0	1	1	0	3	8	0	1	0	1	1	-5
11	Rylee Langerman		02:06	0-0	0-0	0-0	0	1	1	0	1	0	0	0	0	0	0	-1
24	Jersey Wolfenbarger		03:04	0-2	0-2	0-0	0	0	0	0	0	0	0	0	0	0	0	0
55	Emrie Ellis		02:21	0-0	0-0	0-2	2	0	2	0	1	0	0	1	0	0	0	1
Team							0	1	1			0		0				
<b>Totals</b>				3-11	1-5	6-10	4	6	10	3	7	13	0	4	0	1	2	-5

Shooting By Period		
1st FG%	3-11	27.3%
3PT%	1-5	20.0%
FT%	6-10	60%
GM FG%	3-11	27.3%
3PT%	1-5	20.0%
FT%	6-10	60.0%

Dead Ball Rebounds: 2, 0

Technical Fouls::NONE

**Vanderbilt - 18**

NO.	Name	F	Min	FG	3P	FT	Rebounds			Fouls		TP	AS	TO	ST	Blocks		+/-
				M-A	M-A	M-A	OR	DR	TOT	PF	FD					BS	BA	
35	Sacha Washington	F	06:47	2-3	0-0	0-0	0	1	1	3	2	4	0	1	1	2	0	6
11	Ciaja Harbison	G	10:00	0-3	0-2	0-0	1	1	2	1	0	0	3	1	1	0	1	5
14	Marnelle Garraud	G	10:00	3-3	3-3	0-0	1	1	2	0	0	9	0	0	0	0	0	5
21	Bella LaChance	G	10:00	2-4	1-2	0-0	0	1	1	0	0	5	1	0	0	0	0	5
24	Ryanne Allen	G	08:19	0-3	0-3	0-0	0	0	0	1	1	0	1	0	0	0	0	6
5	Yaubryon Chambers		03:13	0-0	0-0	0-0	0	1	1	1	0	0	0	0	0	0	0	-1
12	Demi Washington		01:41	0-0	0-0	0-0	0	0	0	1	0	0	0	0	0	0	0	-1
Team							1	1	2			0		1				
<b>Totals</b>				7-16	4-10	0-0	3	6	9	7	3	18	5	3	2	2	1	5

Shooting By Period		
1st FG%	7-16	43.8%
3PT%	4-10	40.0%
FT%	0-0	0%
GM FG%	7-16	43.8%
3PT%	4-10	40.0%
FT%	0-0	0.0%

Dead Ball Rebounds: 0, 0

Technical Fouls::NONE

	ARK	VAN
Biggest lead	2 (1 <sup>st</sup> 8:47)	9 (1 <sup>st</sup> 4:06)
Best Scoring Run	4 (1 <sup>st</sup> 1:07)	7 (1 <sup>st</sup> 5:48)
Lead Changes	5	
Times Tied	1	
Time with Lead	01:31	07:16

Points from	ARK	VAN
Turnovers	2	5
Paint	4	6
Second Chance	2	2
Fast Breaks	0	3
Bench	0	0

	Period by Period Scoring				
	1st	2nd	3rd	4th	TOT
ARK	13	19	17	21	70
VAN	18	19	18	23	78



**Arkansas at Vanderbilt**

02/09/23 Memorial Gymnasium, Nashville  
2022-23 Women's Basketball

**Game Time:** 8:00 PM  
**Game Duration:** 2:08  
**Attendance:** 1,978

**Officials:** Pualani Spurlock-Welsh, Frank Steratore, Eric Brewton

**Period 2**

**Quarter Starters:**

<b>VAN</b>	5 Chambers Y	11 Harbison C	14 Garraud M	21 LaChance B	24 Allen R
<b>ARK</b>	0 Poffenbarger S	2 Spencer S	34 Carr C	43 Daniels M	55 Ellis E

Game Time	VAN	Score	Diff	ARK
09:42		<b>18-15</b>	<b>3</b>	34 CARR C 2pt FG in the paint, layup made (2)
09:28	5 CHAMBERS Y 2pt FG in the paint, layup missed			
09:24				2 SPENCER S defensive rebound (2)
09:21				2 SPENCER S turnover bad pass (1)
09:09	5 CHAMBERS Y foul offensive (2 - 1)			2 SPENCER S foul drawn (1)
09:09	5 CHAMBERS Y turnover offensive (1)			
08:55		<b>18-17</b>	<b>1</b>	0 POFFENBARGER S 2pt FG from turnover in the paint, layup made (3)
08:55				2 SPENCER S assist (1)
08:37	11 HARBISON C turnover bad pass (2)			2 SPENCER S steal (1)
08:37	Timeout 30 Sec			
08:37	5 CHAMBERS Y foul personal (3 - 2)			2 SPENCER S foul drawn (2)
08:37	5 CHAMBERS Y substitution out			
08:37	35 WASHINGTON S substitution in			
08:16				2 SPENCER S 3pt FG from turnover, jump shot missed
08:14	14 GARRAUD M defensive rebound (3)			
08:08	14 GARRAUD M 3pt FG fast break, jump shot made (12)	<b>21-17</b>	<b>4</b>	
07:47	21 LACHANCE B foul drawn (1)			0 POFFENBARGER S foul offensive (2 - 1)
07:47				0 POFFENBARGER S turnover offensive (1)
07:47				0 POFFENBARGER S substitution out
07:47				11 LANGERMAN R substitution in
07:31	24 ALLEN R 3pt FG from turnover, jump shot made (3)	<b>24-17</b>	<b>7</b>	
07:31	11 HARBISON C assist (4)			
07:09		<b>24-20</b>	<b>4</b>	34 CARR C 3pt FG , jump shot made (5)
07:09				55 ELLIS E assist (1)
06:53	14 GARRAUD M foul drawn (1)			55 ELLIS E foul personal (1 - 2)
06:53	35 WASHINGTON S substitution out			
06:53	12 WASHINGTON D substitution in			
06:46	12 WASHINGTON D 2pt FG outside the paint, jump shot missed			
06:42				34 CARR C defensive rebound (1)
06:30				34 CARR C 3pt FG , jump shot missed
06:29	defensive dead ball rebound (1)			
06:09	14 GARRAUD M 2pt FG outside the paint, jump shot missed			
06:05				55 ELLIS E defensive rebound (3)
05:56				2 SPENCER S 3pt FG , jump shot missed
05:51	14 GARRAUD M defensive rebound (4)			
05:45	11 HARBISON C foul drawn (1)			43 DANIELS M foul shooting (1 - 3)
05:45	11 HARBISON C free throw 1 - 2 made (1)	<b>25-20</b>	<b>5</b>	
05:45	11 HARBISON C free throw 2 - 2 made (2)	<b>26-20</b>	<b>6</b>	
05:45	24 ALLEN R foul intentional (2 - 3)			34 CARR C foul drawn (1)
05:45				34 CARR C free throw 1 - 2 missed
05:45				offensive dead ball rebound (3)
05:45		<b>26-21</b>	<b>5</b>	34 CARR C free throw 2 - 2 made (6)



**Arkansas at Vanderbilt**

02/09/23 Memorial Gymnasium, Nashville  
2022-23 Women's Basketball

**Game Time:** 8:00 PM  
**Game Duration:** 2:08  
**Attendance:** 1,978

**Officials:** Pualani Spurlock-Welsh, Frank Steratore, Eric Brewton

Game Time	VAN	Score	Diff	ARK
05:34				11 LANGERMAN R turnover travel (1)
05:20	12 WASHINGTON D 2pt FG from turnover in the paint, layup made (2)	<b>28-21</b>	<b>7</b>	
05:20	24 ALLEN R assist (2)			
05:03		<b>28-24</b>	<b>4</b>	43 DANIELS M 3pt FG , jump shot made (11)
05:03				11 LANGERMAN R assist (1)
04:39	14 GARRAUD M 3pt FG , jump shot missed			
04:37				11 LANGERMAN R defensive rebound (2)
04:23				34 CARR C 3pt FG , jump shot missed
04:21	24 ALLEN R defensive rebound (1)			
04:12	11 HARBISON C 2pt FG outside the paint, pull up jump shot missed			
04:09				2 SPENCER S defensive rebound (3)
04:05				43 DANIELS M 3pt FG , jump shot missed
04:00				11 LANGERMAN R offensive rebound (3)
04:00				11 LANGERMAN R substitution out
04:00				55 ELLIS E substitution out
04:00				0 POFFENBARGER S substitution in
04:00				4 BARNUM E substitution in
03:39				43 DANIELS M 3pt FG second chance, jump shot missed
03:36	defensive rebound (13)			
03:36	12 WASHINGTON D substitution out			
03:36	35 WASHINGTON S substitution in			
03:27	14 GARRAUD M turnover lost ball (1)			
03:22		<b>28-26</b>	<b>2</b>	43 DANIELS M 2pt FG fast break from turnover in the paint, driving layup made (13)
03:01	14 GARRAUD M 3pt FG , jump shot missed			
02:58	35 WASHINGTON S offensive rebound (2)			
02:56	24 ALLEN R 3pt FG second chance, jump shot made (6)	<b>31-26</b>	<b>5</b>	
02:56	11 HARBISON C assist (5)			
02:33		<b>31-28</b>	<b>3</b>	4 BARNUM E 2pt FG in the paint, layup made (6)
02:33				2 SPENCER S assist (2)
02:10	21 LACHANCE B 2pt FG outside the paint, jump shot made (7)	<b>33-28</b>	<b>5</b>	
02:10	35 WASHINGTON S assist (1)			
01:47		<b>33-30</b>	<b>3</b>	4 BARNUM E 2pt FG in the paint, layup made (8)
01:47				43 DANIELS M assist (1)
01:22	35 WASHINGTON S 2pt FG in the paint, layup made (6)	<b>35-30</b>	<b>5</b>	
01:06				34 CARR C turnover travel (2)
01:06	24 ALLEN R substitution out			
01:06	12 WASHINGTON D substitution in			
01:06				4 BARNUM E substitution out
01:06				34 CARR C substitution out
01:06				24 WOLFENBARGER J substitution in
01:06				55 ELLIS E substitution in
01:05	35 WASHINGTON S substitution out			
01:05	24 ALLEN R substitution in			
00:51	11 HARBISON C turnover lost ball (3)			43 DANIELS M steal (1)
00:46		<b>35-32</b>	<b>3</b>	43 DANIELS M 2pt FG fast break from turnover in the paint, driving layup made (15)
00:17	12 WASHINGTON D foul drawn (1)			43 DANIELS M foul personal (2 - 4)



Official Basketball Play by Play - 2nd Period

### Arkansas at Vanderbilt

02/09/23 Memorial Gymnasium, Nashville  
2022-23 Women's Basketball

**Game Time:** 8:00 PM  
**Game Duration:** 2:08  
**Attendance:** 1,978

**Officials:** Pualani Spurlock-Welsh, Frank Steratore, Eric Brewton

Game Time	VAN	Score	Diff	ARK
00:17				43 DANIELS M substitution out
00:17				11 LANGERMAN R substitution in
00:11	11 HARBISON C 2pt FG in the paint, driving layup made (4)	<b>37-32</b>	<b>5</b>	
00:01				2 SPENCER S 2pt FG in the paint, turnaround jump shot missed
00:01				offensive dead ball rebound (4)
<b>END OF PERIOD</b>				
<b>VAN 37-32 ARK</b>				





**Arkansas at Vanderbilt**

02/09/23 Memorial Gymnasium, Nashville  
2022-23 Women's Basketball

Game Time: 8:00 PM  
Game Duration: 2:08  
Attendance: 1,978

Officials: Pualani Spurlock-Welsh, Frank Steratore, Eric Brewton

**Arkansas - 19**

NO.	Name	Min	FG			Rebounds			Fouls		TP	AS	TO	ST	Blocks		+/-
			M-A	3P	FT	OR	DR	TOT	PF	FD					BS	BA	
4	Erynn Barnum	F 02:54	2-2	0-0	0-0	0	0	0	0	0	4	0	0	0	0	0	-1
0	Saylor Poffenbarger	G 06:13	1-1	0-0	0-0	0	0	0	1	0	2	0	1	0	0	0	0
2	Samara Spencer	G 10:00	0-3	0-2	0-0	0	2	2	0	2	0	2	1	1	0	0	0
34	Chrissy Carr	G 08:54	2-4	1-3	1-2	0	1	1	0	1	6	0	1	0	0	0	0
43	Makayla Daniels	G 09:42	3-5	1-3	0-0	0	0	0	2	0	7	1	0	1	0	0	2
11	Rylee Langerman	04:05	0-0	0-0	0-0	1	1	2	0	0	0	1	1	0	0	0	-2
24	Jersey Wolfenbarger	01:06	0-0	0-0	0-0	0	0	0	0	0	0	0	0	0	0	0	0
55	Emrie Ellis	07:06	0-0	0-0	0-0	0	1	1	1	0	0	1	0	0	0	0	1
Team						0	0	0		0		0					
<b>Totals</b>			8-15	2-8	1-2	1	5	6	4	3	19	5	4	2	0	0	0

Shooting By Period		
2nd FG%	8-15	53.3%
3PT%	2-8	25.0%
FT%	1-2	50%
GM FG%	8-15	53.3%
3PT%	2-8	25.0%
FT%	1-2	50.0%

Dead Ball Rebounds: 2, 0

Technical Fouls::NONE

**Vanderbilt - 19**

NO.	Name	Min	FG			Rebounds			Fouls		TP	AS	TO	ST	Blocks		+/-
			M-A	3P	FT	OR	DR	TOT	PF	FD					BS	BA	
35	Sacha Washington	F 04:15	1-1	0-0	0-0	1	0	1	0	0	2	1	0	0	0	0	4
11	Ciaja Harbison	G 10:00	1-2	0-0	2-2	0	0	0	0	1	4	2	2	0	0	0	0
14	Marnelle Garraud	G 10:00	1-4	1-3	0-0	0	2	2	0	1	3	0	1	0	0	0	0
21	Bella LaChance	G 10:00	1-1	0-0	0-0	0	0	0	0	1	2	0	0	0	0	0	0
24	Ryanne Allen	G 09:59	2-2	2-2	0-0	0	1	1	1	0	6	1	0	0	0	0	0
5	Yaubryon Chambers	01:23	0-1	0-0	0-0	0	0	0	2	0	0	0	1	0	0	0	-4
12	Demi Washington	04:23	1-2	0-0	0-0	0	0	0	0	1	2	0	0	0	0	0	0
Team						0	1	1		0		0					
<b>Totals</b>			7-13	3-5	2-2	1	4	5	3	4	19	4	4	0	0	0	0

Shooting By Period		
2nd FG%	7-13	53.8%
3PT%	3-5	60.0%
FT%	2-2	100%
GM FG%	7-13	53.8%
3PT%	3-5	60.0%
FT%	2-2	100.0%

Dead Ball Rebounds: 0, 1

Technical Fouls::NONE

	ARK	VAN
Biggest lead	0 (1 <sup>st</sup> 10:00)	7 (2 <sup>nd</sup> 7:31)
Best Scoring Run	5(2 <sup>nd</sup> 3:22)	6(2 <sup>nd</sup> 7:31)
Lead Changes	0	
Times Tied	0	
Time with Lead	00:00	09:42

Points from	ARK	VAN
Turnovers	6	5
Paint	12	6
Second Chance	0	3
Fast Breaks	4	3
Bench	0	2

	Period by Period Scoring				
	1st	2nd	3rd	4th	TOT
ARK	13	19	17	21	70
VAN	18	19	18	23	78



**Arkansas at Vanderbilt**

02/09/23 Memorial Gymnasium, Nashville  
2022-23 Women's Basketball

Game Time: 8:00 PM  
Game Duration: 2:08  
Attendance: 1,978

Officials: Pualani Spurlock-Welsh, Frank Steratore, Eric Brewton

**Arkansas - 32**

NO.	Name	F	Min	FG			3P			FT			Rebounds			Fouls		TP	AS	TO	ST	Blocks		+/-
				M-A	M-A	M-A	OR	DR	TOT	PF	FD	BS	BA											
4	Erynn Barnum	F	10:33	3-5	0-0	2-2	2	1	3	2	1	8	0	1	0	0	1	0	0	0	1	-7		
0	Saylor Poffenbarger	G	13:55	1-2	0-1	1-2	0	1	1	2	1	3	0	1	0	0	1	0	0	0	0	-8		
2	Samara Spencer	G	19:14	0-3	0-2	0-0	0	3	3	0	2	0	2	1	1	1	0	0	0	0	-2			
34	Chrissy Carr	G	16:48	2-5	1-4	1-2	0	1	1	0	1	6	0	2	0	0	0	0	0	0	-4			
43	Makayla Daniels	G	19:42	5-9	2-4	3-4	0	1	1	2	3	15	1	1	1	1	1	1	1	1	-3			
11	Rylee Langerman		06:11	0-0	0-0	0-0	1	2	3	0	1	0	1	1	1	0	0	0	0	0	-3			
24	Jersey Wolfenbarger		04:10	0-2	0-2	0-0	0	0	0	0	0	0	0	0	0	0	0	0	0	0	0			
55	Emrie Ellis		09:27	0-0	0-0	0-2	2	1	3	1	1	0	1	1	1	0	0	0	0	0	2			
Team							0	1	1			0			0									
<b>Totals</b>				11-26	3-13	7-12	5	11	16	7	10	32	5	8	2	1	2	1	2	-5				

Shooting By Period		
1 <sup>st</sup> FG%	3-11	27.3%
3PT%	1-5	20.0%
FT%	6-10	60%
2 <sup>nd</sup> FG%	8-15	53.3%
3PT%	2-8	25.0%
FT%	1-2	50%
GM FG%	11-26	42.3%
3PT%	3-13	23.1%
FT%	7-12	58.3%

Dead Ball Rebounds: 4, 0

Technical Fouls::NONE

**Vanderbilt - 37**

NO.	Name	F	Min	FG			3P			FT			Rebounds			Fouls		TP	AS	TO	ST	Blocks		+/-
				M-A	M-A	M-A	OR	DR	TOT	PF	FD	BS	BA											
35	Sacha Washington	F	11:02	3-4	0-0	0-0	1	1	2	3	2	6	1	1	1	2	0	10						
11	Ciaja Harbison	G	20:00	1-5	0-2	2-2	1	1	2	1	1	4	5	3	1	0	1	5						
14	Marnelle Garraud	G	20:00	4-7	4-6	0-0	1	3	4	0	1	12	0	1	0	0	0	5						
21	Bella LaChance	G	20:00	3-5	1-2	0-0	0	1	1	0	1	7	1	0	0	0	0	5						
24	Ryanne Allen	G	18:18	2-5	2-5	0-0	0	1	1	2	1	6	2	0	0	0	0	6						
5	Yaubryon Chambers		04:36	0-1	0-0	0-0	0	1	1	3	0	0	0	1	0	0	0	-5						
12	Demi Washington		06:04	1-2	0-0	0-0	0	0	0	1	1	2	0	0	0	0	0	-1						
Team							1	2	3			0		1										
<b>Totals</b>				14-29	7-15	2-2	4	10	14	10	7	37	9	7	2	2	1	5						

Shooting By Period		
1 <sup>st</sup> FG%	7-16	43.8%
3PT%	4-10	40.0%
FT%	0-0	0%
2 <sup>nd</sup> FG%	7-13	53.8%
3PT%	3-5	60.0%
FT%	2-2	100%
GM FG%	14-29	48.3%
3PT%	7-15	46.7%
FT%	2-2	100.0%

Dead Ball Rebounds: 0, 1

Technical Fouls::NONE

	ARK	VAN
Biggest lead	2 (1 <sup>st</sup> 8:47)	9 (1 <sup>st</sup> 4:06)
Best Scoring Run	8(2 <sup>nd</sup> 8:55)	7(1 <sup>st</sup> 5:48)
Lead Changes	5	
Times Tied	1	
Time with Lead	01:31	17:16

Points from	ARK	VAN
Turnovers	8	10
Paint	16	12
Second Chance	2	5
Fast Breaks	4	6
Bench	0	2

	Period by Period Scoring				
	1st	2nd	3rd	4th	TOT
ARK	13	19	17	21	70
VAN	18	19	18	23	78



**Arkansas at Vanderbilt**

02/09/23 Memorial Gymnasium, Nashville  
2022-23 Women's Basketball

**Game Time:** 8:00 PM  
**Game Duration:** 2:08  
**Attendance:** 1,978

**Officials:** Pualani Spurlock-Welsh, Frank Steratore, Eric Brewton

**Period 3**

**Quarter Starters:**

<b>VAN</b>	11 Harbison C	14 Garraud M	21 LaChance B	24 Allen R	35 Washington S
<b>ARK</b>	0 Poffenbarger S	2 Spencer S	4 Barnum E	34 Carr C	43 Daniels M

Game Time	VAN	Score	Diff	ARK
10:00	12 WASHINGTON D substitution out			
10:00	35 WASHINGTON S substitution in			
10:00				11 LANGERMAN R substitution out
10:00				24 WOLFENBARGER J substitution out
10:00				55 ELLIS E substitution out
10:00				4 BARNUM E substitution in
10:00				34 CARR C substitution in
10:00				43 DANIELS M substitution in
09:44	11 HARBISON C 2pt FG in the paint, driving layup missed			
09:42	offensive rebound (15)			
09:38	14 GARRAUD M 3pt FG second chance, jump shot missed			
09:36				2 SPENCER S defensive rebound (4)
09:33	21 LACHANCE B steal (1)			2 SPENCER S turnover bad pass (2)
09:14	35 WASHINGTON S 2pt FG from turnover in the paint, jump shot blocked			
09:14				4 BARNUM E block (1)
09:13	offensive rebound (16)			
09:09	35 WASHINGTON S 2pt FG from turnover second chance in the paint, layup made (8)	<b>39-32</b>	<b>7</b>	
09:09	11 HARBISON C assist (6)			
08:56				4 BARNUM E turnover travel (2)
08:56				4 BARNUM E substitution out
08:56				55 ELLIS E substitution in
08:30	35 WASHINGTON S turnover out of bounds (2)			
08:24				43 DANIELS M 2pt FG from turnover outside the paint, jump shot missed
08:21	defensive rebound (17)			
07:52	11 HARBISON C foul drawn (2)			34 CARR C foul shooting (1 - 1)
07:52	11 HARBISON C free throw 1 - 2 made (5)	<b>40-32</b>	<b>8</b>	
07:52	11 HARBISON C free throw 2 - 2 missed			
07:51				43 DANIELS M defensive rebound (2)
07:37				2 SPENCER S 2pt FG outside the paint, jump shot missed
07:31				34 CARR C offensive rebound (2)
07:31		<b>40-34</b>	<b>6</b>	34 CARR C 2pt FG second chance in the paint, layup made (8)
07:14	35 WASHINGTON S 2pt FG in the paint, layup missed			
07:11				55 ELLIS E defensive rebound (4)
06:58				43 DANIELS M 2pt FG in the paint, driving layup missed
06:53				55 ELLIS E offensive rebound (5)
06:53				55 ELLIS E 2pt FG second chance in the paint, layup missed
06:52	35 WASHINGTON S defensive rebound (3)			
06:39	14 GARRAUD M 2pt FG in the paint, layup missed			
06:36				43 DANIELS M defensive rebound (3)
06:30	21 LACHANCE B foul personal (1 - 1)			43 DANIELS M foul drawn (4)
06:26		<b>40-36</b>	<b>4</b>	0 POFFENBARGER S 2pt FG in the paint, jump shot made (5)



**Arkansas at Vanderbilt**

02/09/23 Memorial Gymnasium, Nashville  
2022-23 Women's Basketball

**Game Time:** 8:00 PM  
**Game Duration:** 2:08  
**Attendance:** 1,978

**Officials:** Pualani Spurlock-Welsh, Frank Steratore, Eric Brewton

Game Time	VAN	Score	Diff	ARK
06:07	14 GARRAUD M 3pt FG , jump shot missed			
06:03				34 CARR C defensive rebound (3)
05:55				0 POFFENBARGER S 3pt FG , jump shot missed
05:53	11 HARBISON C defensive rebound (3)			
05:49	11 HARBISON C 2pt FG fast break outside the paint, pull up jump shot made (7)	<b>42-36</b>	<b>6</b>	
05:35		<b>42-39</b>	<b>3</b>	43 DANIELS M 3pt FG , jump shot made (18)
05:35				2 SPENCER S assist (3)
05:20	11 HARBISON C 2pt FG in the paint, driving layup made (9)	<b>44-39</b>	<b>5</b>	
05:08	35 WASHINGTON S substitution out			
05:08	5 CHAMBERS Y substitution in			
05:08				2 SPENCER S substitution out
05:08				55 ELLIS E substitution out
05:08				4 BARNUM E substitution in
05:08				11 LANGERMAN R substitution in
05:08	24 ALLEN R substitution out			
05:08	12 WASHINGTON D substitution in			
05:00		<b>44-41</b>	<b>3</b>	34 CARR C 2pt FG in the paint, driving layup made (10)
04:41	5 CHAMBERS Y 2pt FG in the paint, layup made (2)	<b>46-41</b>	<b>5</b>	
04:41	11 HARBISON C assist (7)			
04:20		<b>46-44</b>	<b>2</b>	34 CARR C 3pt FG , jump shot made (13)
04:20				0 POFFENBARGER S assist (1)
03:58	11 HARBISON C turnover lost ball (4)			
03:48		<b>46-47</b>	<b>-1</b>	43 DANIELS M 3pt FG from turnover, jump shot made (21)
03:25	11 HARBISON C 2pt FG in the paint, driving layup made (11)	<b>48-47</b>	<b>1</b>	
03:25	11 HARBISON C foul drawn (3)			43 DANIELS M foul shooting (3 - 2)
03:25	Timeout media			
03:25				0 POFFENBARGER S substitution out
03:25				43 DANIELS M substitution out
03:25				2 SPENCER S substitution in
03:25				24 WOLFENBARGER J substitution in
03:25	11 HARBISON C free throw 1 - 1 made (12)	<b>49-47</b>	<b>2</b>	
03:12	11 HARBISON C foul personal (2 - 2)			2 SPENCER S foul drawn (3)
03:02	5 CHAMBERS Y foul drawn (1)			4 BARNUM E foul offensive (3 - 3)
03:02				4 BARNUM E turnover offensive (3)
02:51	5 CHAMBERS Y foul offensive (4 - 3)			2 SPENCER S foul drawn (4)
02:51	5 CHAMBERS Y turnover offensive (2)			
02:51	5 CHAMBERS Y substitution out			
02:51	35 WASHINGTON S substitution in			
02:29	35 WASHINGTON S steal (2)			4 BARNUM E turnover lost ball (4)
02:20	12 WASHINGTON D 2pt FG from turnover in the paint, driving layup made (4)	<b>51-47</b>	<b>4</b>	
01:58		<b>51-49</b>	<b>2</b>	34 CARR C 2pt FG outside the paint, jump shot made (15)
01:35	21 LACHANCE B 2pt FG outside the paint, jump shot missed			
01:32				11 LANGERMAN R defensive rebound (4)
01:27				34 CARR C 3pt FG , jump shot missed
01:25	35 WASHINGTON S defensive rebound (4)			
01:05	21 LACHANCE B foul drawn (2)			4 BARNUM E foul personal (4 - 4)
01:05	12 WASHINGTON D substitution out			
01:05	24 ALLEN R substitution in			



**Arkansas at Vanderbilt**

02/09/23 Memorial Gymnasium, Nashville  
2022-23 Women's Basketball

**Game Time:** 8:00 PM  
**Game Duration:** 2:08  
**Attendance:** 1,978

**Officials:** Pualani Spurlock-Welsh, Frank Steratore, Eric Brewton

Game Time	VAN	Score	Diff	ARK
01:05				4 BARNUM E substitution out
01:05				24 WOLFENBARGER J substitution out
01:05				43 DANIELS M substitution in
01:05				55 ELLIS E substitution in
00:51	35 WASHINGTON S 2pt FG in the paint, layup made (10)	<b>53-49</b>	<b>4</b>	
00:51	11 HARBISON C assist (8)			
00:43				55 ELLIS E 2pt FG in the paint, jump shot blocked
00:43	24 ALLEN R block (1)			
00:42	24 ALLEN R defensive rebound (2)			
00:42	24 ALLEN R foul drawn (2)			55 ELLIS E foul personal (2 - 5)
00:42				11 LANGERMAN R substitution out
00:42				0 POFFENBARGER S substitution in
00:42	24 ALLEN R free throw 1 - 2 made (7)	<b>54-49</b>	<b>5</b>	
00:42	24 ALLEN R free throw 2 - 2 made (8)	<b>55-49</b>	<b>6</b>	
00:20				34 CARR C 2pt FG outside the paint, jump shot missed
00:17	24 ALLEN R defensive rebound (3)			
00:04	11 HARBISON C foul drawn (4)			55 ELLIS E foul personal (3 - 6)
00:04	11 HARBISON C free throw 1 - 2 missed			
00:04	offensive dead ball rebound (2)			
00:04	11 HARBISON C free throw 2 - 2 missed			
00:03	offensive rebound (23)			
<b>END OF PERIOD</b>				
<b>VAN 55-49 ARK</b>				



**Arkansas at Vanderbilt**

02/09/23 Memorial Gymnasium, Nashville  
2022-23 Women's Basketball

Game Time: 8:00 PM  
Game Duration: 2:08  
Attendance: 1,978

Officials: Pualani Spurlock-Welsh, Frank Steratore, Eric Brewton

**Arkansas - 17**

NO.	Name	F	Min	FG			Rebounds			Fouls		TP	AS	TO	ST	Blocks		+/-
				M-A	3P	FT	OR	DR	TOT	PF	FD					BS	BA	
4	Erynn Barnum	F	05:07	0-0	0-0	0-0	0	0	0	2	0	0	0	3	0	1	0	1
0	Saylor Poffenbarger	G	07:17	1-2	0-1	0-0	0	0	0	0	0	2	1	0	0	0	0	2
2	Samara Spencer	G	08:17	0-1	0-0	0-0	0	1	1	0	2	0	1	1	0	0	0	-5
34	Chrissy Carr	G	10:00	4-6	1-2	0-0	1	1	2	1	0	9	0	0	0	0	0	-1
43	Makayla Daniels	G	07:40	2-4	2-2	0-0	0	2	2	1	1	6	0	0	0	0	0	0
55	Emrie Ellis		04:53	0-2	0-0	0-0	1	1	2	2	0	0	0	0	0	0	1	-2
11	Rylee Langerman		04:26	0-0	0-0	0-0	0	1	1	0	0	0	0	0	0	0	0	1
24	Jersey Wolfenbarger		02:20	0-0	0-0	0-0	0	0	0	0	0	0	0	0	0	0	0	-1
Team							0	0	0		0		0					
<b>Totals</b>				7-15	3-5	0-0	2	6	8	6	3	17	2	4	0	1	1	-1

Shooting By Period		
3rd FG%	7-15	46.7%
3PT%	3-5	60.0%
FT%	0-0	0%
GM FG%	7-15	46.7%
3PT%	3-5	60.0%
FT%	0-0	0.0%

Dead Ball Rebounds: 0, 0

Technical Fouls::NONE

**Vanderbilt - 18**

NO.	Name	F	Min	FG			Rebounds			Fouls		TP	AS	TO	ST	Blocks		+/-
				M-A	3P	FT	OR	DR	TOT	PF	FD					BS	BA	
35	Sacha Washington	F	07:43	2-4	0-0	0-0	0	2	2	0	0	4	0	1	1	0	1	4
11	Ciaja Harbison	G	10:00	3-4	0-0	2-5	0	1	1	1	3	8	3	1	0	0	0	1
14	Marnelle Garraud	G	10:00	0-3	0-2	0-0	0	0	0	0	0	0	0	0	0	0	0	1
21	Bella LaChance	G	10:00	0-1	0-0	0-0	0	0	0	1	1	0	0	0	1	0	0	1
24	Ryanne Allen	G	05:57	0-0	0-0	2-2	0	2	2	0	1	2	0	0	0	1	0	4
5	Yaubryon Chambers		02:17	1-1	0-0	0-0	0	0	0	1	1	2	0	1	0	0	0	-3
12	Demi Washington		04:03	1-1	0-0	0-0	0	0	0	0	0	2	0	0	0	0	0	-3
Team							3	1	4		0		0					
<b>Totals</b>				7-14	0-2	4-7	3	6	9	3	6	18	3	3	2	1	1	1

Shooting By Period		
3rd FG%	7-14	50.0%
3PT%	0-2	0.0%
FT%	4-7	57.1%
GM FG%	7-14	50.0%
3PT%	0-2	0.0%
FT%	4-7	57.1%

Dead Ball Rebounds: 1, 0

Technical Fouls::NONE

	ARK	VAN
Biggest lead	1 (3 <sup>rd</sup> 3:48)	8 (3 <sup>rd</sup> 7:52)
Best Scoring Run	6(3 <sup>rd</sup> 3:48)	5(3 <sup>rd</sup> 2:20)
Lead Changes	2	
Times Tied	0	
Time with Lead	00:23	09:21

Points from	ARK	VAN
Turnovers	3	4
Paint	6	12
Second Chance	2	2
Fast Breaks	0	2
Bench	0	4

	Period by Period Scoring				
	1st	2nd	3rd	4th	TOT
ARK	13	19	17	21	70
VAN	18	19	18	23	78



**Arkansas at Vanderbilt**

02/09/23 Memorial Gymnasium, Nashville  
2022-23 Women's Basketball

**Game Time:** 8:00 PM  
**Game Duration:** 2:08  
**Attendance:** 1,978

**Officials:** Pualani Spurlock-Welsh, Frank Steratore, Eric Brewton

**Period 4**

**Quarter Starters:**

<b>VAN</b>	11 Harbison C	14 Garraud M	21 LaChance B	24 Allen R	35 Washington S
<b>ARK</b>	0 Poffenbarger S	2 Spencer S	4 Barnum E	34 Carr C	43 Daniels M

Game Time	VAN	Score	Diff	ARK
10:00				55 ELLIS E substitution out
10:00				4 BARNUM E substitution in
09:48	11 HARBISON C steal (2)			4 BARNUM E turnover bad pass (5)
09:43	11 HARBISON C 2pt FG from turnover in the paint, driving layup missed			
09:39	35 WASHINGTON S offensive rebound (5)			
09:35	11 HARBISON C 3pt FG from turnover second chance, jump shot missed			
09:32				34 CARR C defensive rebound (4)
09:13	11 HARBISON C steal (3)			2 SPENCER S turnover bad pass (3)
09:07	11 HARBISON C turnover lost ball (5)			
08:45				34 CARR C 3pt FG from turnover, jump shot missed
08:43				4 BARNUM E offensive rebound (4)
08:36				43 DANIELS M 3pt FG from turnover second chance, jump shot missed
08:34	35 WASHINGTON S defensive rebound (6)			
08:19	24 ALLEN R 2pt FG in the paint, layup blocked			
08:19				0 POFFENBARGER S block (1)
08:17	24 ALLEN R offensive rebound (4)			
08:17	24 ALLEN R foul drawn (3)			0 POFFENBARGER S foul shooting (3 - 1)
08:17	24 ALLEN R free throw 1 - 2 made (9)	<b>56-49</b>	<b>7</b>	
08:17	24 ALLEN R free throw 2 - 2 made (10)	<b>57-49</b>	<b>8</b>	
07:59				43 DANIELS M 3pt FG , jump shot missed
07:57				4 BARNUM E offensive rebound (5)
07:57	14 GARRAUD M foul shooting (1 - 1)			4 BARNUM E foul drawn (2)
07:57		<b>57-50</b>	<b>7</b>	4 BARNUM E free throw 1 - 2 made (9)
07:57		<b>57-51</b>	<b>6</b>	4 BARNUM E free throw 2 - 2 made (10)
07:31	11 HARBISON C 2pt FG in the paint, layup missed			
07:30	14 GARRAUD M offensive rebound (5)			
07:30	jump ball situation			
07:27	35 WASHINGTON S 2pt FG second chance in the paint, layup missed			
07:24	35 WASHINGTON S offensive rebound (7)			
07:24	35 WASHINGTON S 2pt FG second chance in the paint, layup made (12)	<b>59-51</b>	<b>8</b>	
07:05				4 BARNUM E 2pt FG in the paint, layup missed
07:02	21 LACHANCE B defensive rebound (2)			
06:49	11 HARBISON C 2pt FG outside the paint, pull up jump shot missed			
06:46				34 CARR C defensive rebound (5)
06:34				2 SPENCER S 2pt FG in the paint, driving layup missed
06:31	24 ALLEN R defensive rebound (5)			
06:16	11 HARBISON C turnover lost ball (6)			43 DANIELS M steal (2)
06:10	14 GARRAUD M foul personal (2 - 2)			43 DANIELS M foul drawn (5)
06:10	Timeout 30 Sec			



**Arkansas at Vanderbilt**

02/09/23 Memorial Gymnasium, Nashville  
2022-23 Women's Basketball

**Game Time:** 8:00 PM  
**Game Duration:** 2:08  
**Attendance:** 1,978

**Officials:** Pualani Spurlock-Welsh, Frank Steratore, Eric Brewton

Game Time	VAN	Score	Diff	ARK
06:10	Timeout media			
06:08				43 DANIELS M 3pt FG from turnover, jump shot missed
06:05	14 GARRAUD M defensive rebound (6)			
05:39	11 HARBISON C 2pt FG in the paint, driving layup made (14)	<b>61-51</b>	<b>10</b>	
05:25		<b>61-54</b>	<b>7</b>	34 CARR C 3pt FG , jump shot made (18)
05:25				2 SPENCER S assist (4)
05:25				Timeout 30 Sec
05:07	35 WASHINGTON S 2pt FG in the paint, layup made (14)	<b>63-54</b>	<b>9</b>	
04:55		<b>63-56</b>	<b>7</b>	43 DANIELS M 2pt FG in the paint, driving layup made (23)
04:55	21 LACHANCE B foul shooting (2 - 3)			43 DANIELS M foul drawn (6)
04:55		<b>63-57</b>	<b>6</b>	43 DANIELS M free throw 1 - 1 made (24)
04:32	14 GARRAUD M 2pt FG in the paint, driving layup made (14)	<b>65-57</b>	<b>8</b>	
04:32	14 GARRAUD M foul drawn (2)			2 SPENCER S foul shooting (1 - 2)
04:32	14 GARRAUD M free throw 1 - 1 made (15)	<b>66-57</b>	<b>9</b>	
04:20		<b>66-59</b>	<b>7</b>	43 DANIELS M 2pt FG in the paint, driving layup made (26)
04:05	jump ball situation			
04:05	24 ALLEN R turnover lost ball (1)			4 BARNUM E steal (1)
03:55		<b>66-61</b>	<b>5</b>	43 DANIELS M 2pt FG from turnover in the paint, driving layup made (28)
03:55	14 GARRAUD M foul shooting (3 - 4)			43 DANIELS M foul drawn (7)
03:55	Timeout 60 Sec			
03:55		<b>66-62</b>	<b>4</b>	43 DANIELS M free throw 1 - 1 made (29)
03:29	21 LACHANCE B turnover bad pass (1)			34 CARR C steal (1)
03:12				43 DANIELS M 3pt FG from turnover, jump shot missed
03:10	14 GARRAUD M defensive rebound (7)			
02:50	35 WASHINGTON S turnover bad pass (3)			
02:36				2 SPENCER S 2pt FG from turnover in the paint, jump shot missed
02:34				4 BARNUM E offensive rebound (6)
02:34				4 BARNUM E 2pt FG from turnover second chance in the paint, jump shot blocked
02:34	35 WASHINGTON S block (3)			
02:34				offensive rebound (30)
02:32				0 POFFENBARGER S 3pt FG from turnover second chance, jump shot missed
02:26				4 BARNUM E offensive rebound (7)
02:26		<b>66-64</b>	<b>2</b>	4 BARNUM E 2pt FG from turnover second chance in the paint, layup made (12)
02:01	14 GARRAUD M 2pt FG in the paint, layup made (17)	<b>68-64</b>	<b>4</b>	
01:52	11 HARBISON C steal (4)			43 DANIELS M turnover lost ball (2)
01:28	11 HARBISON C 2pt FG from turnover in the paint, driving layup missed			
01:23	35 WASHINGTON S offensive rebound (8)			
01:23	35 WASHINGTON S 2pt FG from turnover second chance in the paint, layup made (16)	<b>70-64</b>	<b>6</b>	
01:11				43 DANIELS M 3pt FG , jump shot missed
01:08	24 ALLEN R defensive rebound (6)			
00:47	11 HARBISON C turnover lost ball (7)			43 DANIELS M steal (3)
00:40		<b>70-66</b>	<b>4</b>	0 POFFENBARGER S 2pt FG from turnover in the paint, driving layup made (7)
00:40				Timeout 30 Sec





**Arkansas at Vanderbilt**

02/09/23 Memorial Gymnasium, Nashville  
2022-23 Women's Basketball

**Game Time:** 8:00 PM  
**Game Duration:** 2:08  
**Attendance:** 1,978

**Officials:** Pualani Spurlock-Welsh, Frank Steratore, Eric Brewton

Game Time	VAN	Score	Diff	ARK
00:40				4 BARNUM E substitution out
00:40				55 ELLIS E substitution in
00:40	Timeout 30 Sec			
00:36	24 ALLEN R foul drawn (4)			0 POFFENBARGER S foul personal (4 - 3)
00:36				0 POFFENBARGER S substitution out
00:36				11 LANGERMAN R substitution in
00:35	11 HARBISON C foul drawn (5)			43 DANIELS M foul personal (4 - 4)
00:33	24 ALLEN R foul drawn (5)			11 LANGERMAN R foul personal (1 - 5)
00:33				11 LANGERMAN R substitution out
00:33				55 ELLIS E substitution out
00:33				0 POFFENBARGER S substitution in
00:33				4 BARNUM E substitution in
00:33	24 ALLEN R free throw 1 - 2 made (11)	<b>71-66</b>	<b>5</b>	
00:33	24 ALLEN R free throw 2 - 2 made (12)	<b>72-66</b>	<b>6</b>	
00:33				Timeout 30 Sec
00:33	24 ALLEN R substitution out			
00:33	12 WASHINGTON D substitution in			
00:28		<b>72-68</b>	<b>4</b>	2 SPENCER S 2pt FG in the paint, driving layup made (2)
00:26	11 HARBISON C foul drawn (6)			0 POFFENBARGER S foul personal (5 - 6)
00:26				0 POFFENBARGER S substitution out
00:26				24 WOLFENBARGER J substitution in
00:26	11 HARBISON C free throw 1 - 2 made (15)	<b>73-68</b>	<b>5</b>	
00:26	11 HARBISON C free throw 2 - 2 missed			
00:25	offensive rebound (35)			
00:25	12 WASHINGTON D substitution out			
00:25	24 ALLEN R substitution in			
00:23	11 HARBISON C foul drawn (7)			2 SPENCER S foul personal (2 - 7)
00:23	24 ALLEN R substitution out			
00:23	12 WASHINGTON D substitution in			
00:23	11 HARBISON C free throw 1 - 2 missed			
00:23	offensive dead ball rebound (3)			
00:23	11 HARBISON C free throw 2 - 2 made (16)	<b>74-68</b>	<b>6</b>	
00:23				Timeout 60 Sec
00:17				2 SPENCER S 2pt FG in the paint, driving layup missed
00:15	12 WASHINGTON D defensive rebound (1)			
00:15	12 WASHINGTON D foul drawn (2)			34 CARR C foul personal (2 - 8)
00:15	12 WASHINGTON D free throw 1 - 2 made (5)	<b>75-68</b>	<b>7</b>	
00:15	12 WASHINGTON D free throw 2 - 2 made (6)	<b>76-68</b>	<b>8</b>	
00:08		<b>76-70</b>	<b>6</b>	43 DANIELS M 2pt FG fast break in the paint, driving layup made (31)
00:07	14 GARRAUD M foul drawn (3)			34 CARR C foul personal (3 - 9)
00:07	14 GARRAUD M free throw 1 - 2 made (18)	<b>77-70</b>	<b>7</b>	
00:07	14 GARRAUD M free throw 2 - 2 made (19)	<b>78-70</b>	<b>8</b>	
00:02				43 DANIELS M 2pt FG outside the paint, jump shot missed
00:02	12 WASHINGTON D defensive rebound (2)			
<b>END OF GAME</b>				
<b>VAN 78-70 ARK</b>				



**Arkansas at Vanderbilt**

02/09/23 Memorial Gymnasium, Nashville  
2022-23 Women's Basketball

Game Time: 8:00 PM  
Game Duration: 2:08  
Attendance: 1,978

Officials: Pualani Spurlock-Welsh, Frank Steratore, Eric Brewton

**Arkansas - 21**

NO.	Name	F/G	Min	FG			Rebounds			Fouls		TP	AS	TO	ST	Blocks		+/-
				M-A	M-A	M-A	OR	DR	TOT	PF	FD					BS	BA	
4	Erynn Barnum	F	09:53	1-3	0-0	2-2	4	0	4	0	1	4	0	1	1	0	1	-2
0	Saylor Poffenbarger	G	09:30	1-2	0-1	0-0	0	0	0	3	0	2	0	0	0	1	0	2
2	Samara Spencer	G	10:00	1-4	0-0	0-0	0	0	0	2	0	2	1	1	0	0	0	-2
34	Chrissy Carr	G	10:00	1-2	1-2	0-0	0	2	2	2	0	3	0	0	1	0	0	-2
43	Makayla Daniels	G	10:00	4-10	0-5	2-2	0	0	0	1	3	10	0	1	2	0	0	-2
55	Emrie Ellis		00:07	0-0	0-0	0-0	0	0	0	0	0	0	0	0	0	0	0	
11	Rylee Langerman		00:04	0-0	0-0	0-0	0	0	0	1	0	0	0	0	0	0	0	
24	Jersey Wolfenbarger		00:26	0-0	0-0	0-0	0	0	0	0	0	0	0	0	0	0	-4	
Team							1	0	1			0		0				
<b>Totals</b>				8-21	1-8	4-4	5	2	7	9	4	21	1	3	4	1	1	-2

Shooting By Period		
4 <sup>th</sup> FG%	8-21	38.1%
3PT%	1-8	12.5%
FT%	4-4	100%
GM FG%	8-21	38.1%
3PT%	1-8	12.5%
FT%	4-4	100.0%

Dead Ball Rebounds: 0, 0

Technical Fouls::NONE

**Vanderbilt - 23**

NO.	Name	F/G	Min	FG			Rebounds			Fouls		TP	AS	TO	ST	Blocks		+/-
				M-A	M-A	M-A	OR	DR	TOT	PF	FD					BS	BA	
35	Sacha Washington	F	10:00	3-4	0-0	0-0	3	1	4	0	0	6	0	1	0	1	0	2
11	Ciaja Harbison	G	10:00	1-6	0-1	2-4	0	0	0	0	3	4	0	3	3	0	0	2
14	Marnelle Garraud	G	10:00	2-2	0-0	3-3	1	2	3	3	2	7	0	0	0	0	0	2
21	Bella LaChance	G	10:00	0-0	0-0	0-0	0	1	1	1	0	0	0	1	0	0	0	2
24	Ryanne Allen	G	09:29	0-1	0-0	4-4	1	2	3	0	3	4	0	1	0	0	1	0
12	Demi Washington		00:31	0-0	0-0	2-2	0	2	2	0	1	2	0	0	0	0	0	2
Team							1	0	1			0		0				
<b>Totals</b>				6-13	0-1	11-13	6	8	14	4	9	23	0	6	3	1	1	2

Shooting By Period		
4 <sup>th</sup> FG%	6-13	46.2%
3PT%	0-1	0.0%
FT%	11-13	84.6%
GM FG%	6-13	46.2%
3PT%	0-1	0.0%
FT%	11-13	84.6%

Dead Ball Rebounds: 1, 0

Technical Fouls::NONE

	ARK	VAN
Biggest lead	0 (1 <sup>st</sup> 10:00)	10 (4 <sup>th</sup> 5:39)
Best Scoring Run	7(4 <sup>th</sup> 2:26)	4(4 <sup>th</sup> 5:39)
Lead Changes	0	
Times Tied	0	
Time with Lead	00:00	09:43

	ARK	VAN
Points from		
Turnovers	7	2
Paint	14	12
Second Chance	4	7
Fast Breaks	2	0
Bench	0	2

	Period by Period Scoring				
	1st	2nd	3rd	4th	TOT
ARK	13	19	17	21	70
VAN	18	19	18	23	78



**Arkansas at Vanderbilt**

02/09/23 Memorial Gymnasium, Nashville  
2022-23 Women's Basketball

Game Time: 8:00 PM  
Game Duration: 2:08  
Attendance: 1,978

Officials: Pualani Spurlock-Welsh, Frank Steratore, Eric Brewton

**Arkansas - 38**

NO.	Name	F	Min	FG	3P	FT	Rebounds			Fouls		TP	AS	TO	ST	Blocks		+/-
				M-A	M-A	M-A	OR	DR	TOT	PF	FD					BS	BA	
4	Erynn Barnum	F	15:00	1-3	0-0	2-2	4	0	4	2	1	4	0	4	1	1	1	-1
0	Saylor Poffenbarger	G	16:47	2-4	0-2	0-0	0	0	0	3	0	4	1	0	0	1	0	4
2	Samara Spencer	G	18:17	1-5	0-0	0-0	0	1	1	2	2	2	2	2	0	0	0	-7
34	Chrissy Carr	G	20:00	5-8	2-4	0-0	1	3	4	3	0	12	0	0	1	0	0	-3
43	Makayla Daniels	G	17:40	6-14	2-7	2-2	0	2	2	2	4	16	0	1	2	0	0	-2
55	Emrie Ellis		05:00	0-2	0-0	0-0	1	1	2	2	0	0	0	0	0	0	1	-2
11	Rylee Langerman		04:30	0-0	0-0	0-0	0	1	1	1	0	0	0	0	0	0	0	1
24	Jersey Wolfenbarger		02:46	0-0	0-0	0-0	0	0	0	0	0	0	0	0	0	0	0	-5
Team							1	0	1			0		0				
<b>Totals</b>				15-36	4-13	4-4	7	8	15	15	7	38	3	7	4	2	2	-3

Shooting By Period		
3 <sup>rd</sup> FG%	7-15	46.7%
3PT%	3-5	60.0%
FT%	0-0	0%
4 <sup>th</sup> FG%	8-21	38.1%
3PT%	1-8	12.5%
FT%	4-4	100%
GM FG%	15-36	41.7%
3PT%	4-13	30.8%
FT%	4-4	100.0%

Dead Ball Rebounds: 0, 0

Technical Fouls::NONE

**Vanderbilt - 41**

NO.	Name	F	Min	FG	3P	FT	Rebounds			Fouls		TP	AS	TO	ST	Blocks		+/-
				M-A	M-A	M-A	OR	DR	TOT	PF	FD					BS	BA	
35	Sacha Washington	F	17:43	5-8	0-0	0-0	3	3	6	0	0	10	0	2	1	1	1	6
11	Ciaja Harbison	G	20:00	4-10	0-1	4-9	0	1	1	1	6	12	3	4	3	0	0	3
14	Marnelle Garraud	G	20:00	2-5	0-2	3-3	1	2	3	3	2	7	0	0	0	0	0	3
21	Bella LaChance	G	20:00	0-1	0-0	0-0	0	1	1	2	1	0	0	1	1	0	0	3
24	Ryanne Allen	G	15:26	0-1	0-0	6-6	1	4	5	0	4	6	0	1	0	1	1	4
5	Yaubryon Chambers		02:17	1-1	0-0	0-0	0	0	0	1	1	2	0	1	0	0	0	-3
12	Demi Washington		04:34	1-1	0-0	2-2	0	2	2	0	1	4	0	0	0	0	0	-1
Team							4	1	5			0		0				
<b>Totals</b>				13-27	0-3	15-20	9	14	23	7	15	41	3	9	5	2	2	3

Shooting By Period		
3 <sup>rd</sup> FG%	7-14	50.0%
3PT%	0-2	0.0%
FT%	4-7	57.1%
4 <sup>th</sup> FG%	6-13	46.2%
3PT%	0-1	0.0%
FT%	11-13	84.6%
GM FG%	13-27	48.1%
3PT%	0-3	0.0%
FT%	15-20	75.0%

Dead Ball Rebounds: 2, 0

Technical Fouls::NONE

	ARK	VAN
Biggest lead	1 (3 <sup>rd</sup> 3:48)	10 (4 <sup>th</sup> 5:39)
Best Scoring Run	7(4 <sup>th</sup> 2:26)	6(4 <sup>th</sup> 8:17)
Lead Changes	2	
Times Tied	0	
Time with Lead	00:23	19:21

Points from	ARK	VAN
Turnovers	10	6
Paint	20	24
Second Chance	6	9
Fast Breaks	2	2
Bench	0	6

	Period by Period Scoring				
	1st	2nd	3rd	4th	TOT
ARK	13	19	17	21	70
VAN	18	19	18	23	78



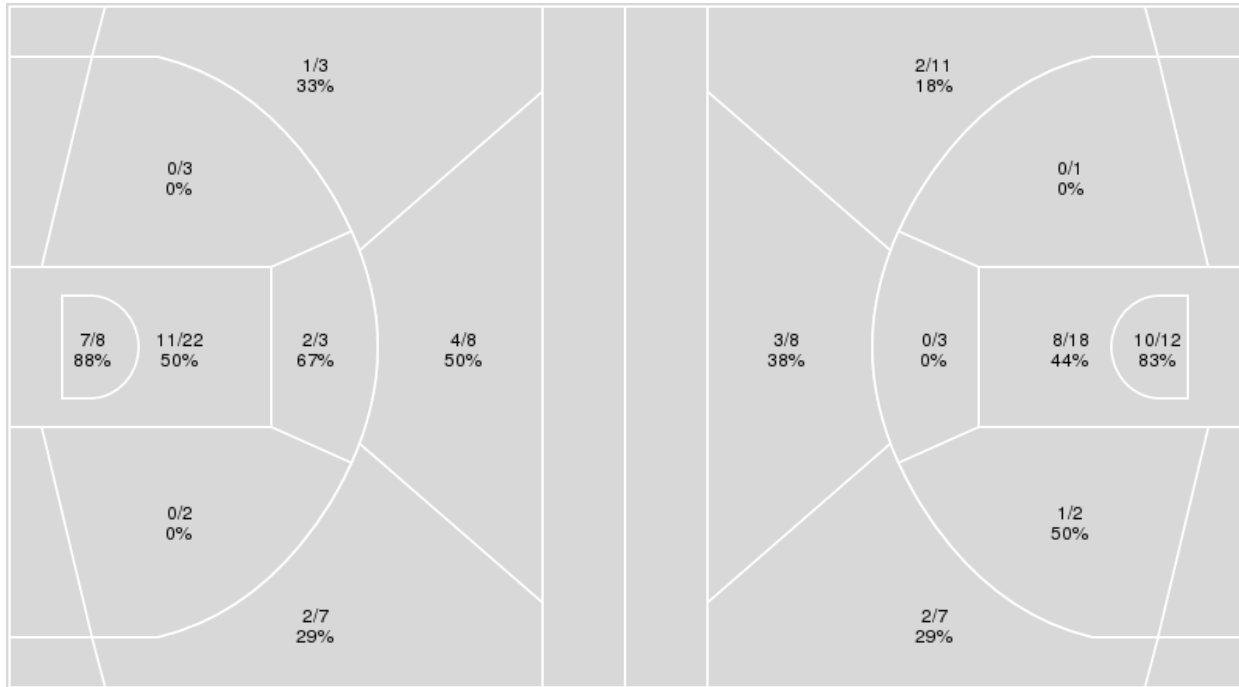
**Officials:** Pualani Spurlock-Welsh, Frank Steratore, Eric Brewton

{ Players => 2, 3, 5, 11, 12, 14, 21, 23, 24, 32, 35, 50; } FG Types => All; Results => All;

{ Players => 0, 2, 4, 11, 13, 15, 20, 21, 22, 24, 30, 34, 43, 55; } FG Types => All; Results => All;

**Vanderbilt**

**Arkansas**



Vanderbilt	M/A	%
Field Goals	27/56	48
2 Points	20/38	53
3 Points	7/18	39
Free Throws	17/22	77

Arkansas	M/A	%
Field Goals	26/62	42
2 Points	19/36	53
3 Points	7/26	27
Free Throws	11/16	69



**Arkansas at Vanderbilt**

02/09/23 Memorial Gymnasium, Nashville  
2022-23 Women's Basketball

**Game Time:** 8:00 PM  
**Game Duration:** 2:08  
**Attendance:** 1,978

**Officials:** Pualani Spurlock-Welsh, Frank Steratore, Eric Brewton

**Arkansas**

No	Name	Mins		Score		Points Diff		Points per Min		Assists		Rebounds		Steals		Turnovers	
		On	Off	On	Off	On	Off	On	Off	On	Off	On	Off	On	Off	On	Off
0	Saylor Poffenbarger	30:42	09:18	56 - 60	14 - 18	-4	-4	1.82	1.51	6	2	22	9	6	0	11	4
2	Samara Spencer	37:31	02:29	62 - 71	8 - 7	-9	1	1.65	3.22	7	1	31	0	6	0	15	0
4	Erynn Barnum	25:33	14:27	49 - 57	21 - 21	-8	0	1.92	1.45	4	4	15	16	4	2	11	4
11	Rylee Langerman	10:41	29:19	19 - 21	51 - 57	-2	-6	1.78	1.74	3	5	8	23	0	6	3	12
24	Jersey Wolfenbarger	06:56	33:04	9 - 14	61 - 64	-5	-3	1.30	1.84	0	8	4	27	1	5	3	12
34	Chrissy Carr	36:48	03:12	66 - 73	4 - 5	-7	-1	1.79	1.25	8	0	29	2	5	1	15	0
43	Makayla Daniels	37:22	02:38	68 - 73	2 - 5	-5	-3	1.82	0.76	8	0	30	1	6	0	13	2
55	Emrie Ellis	14:27	25:33	21 - 21	49 - 57	0	-8	1.45	1.92	4	4	16	15	2	4	4	11

**Vanderbilt**

No	Name	Mins		Score		Points Diff		Points per Min		Assists		Rebounds		Steals		Turnovers	
		On	Off	On	Off	On	Off	On	Off	On	Off	On	Off	On	Off	On	Off
5	Yaubryon Chambers	06:53	33:07	8 - 16	70 - 54	-8	16	1.16	2.11	2	10	6	31	0	7	4	12
11	Ciaja Harbison	40:00	00:00	78 - 70	0 - 0	8	0	1.95	0.00	12	0	37	0	7	0	16	0
12	Demi Washington	10:38	29:22	19 - 21	59 - 49	-2	10	1.79	2.01	2	10	10	27	1	6	4	12
14	Marnelle Garraud	40:00	00:00	78 - 70	0 - 0	8	0	1.95	0.00	12	0	37	0	7	0	16	0
21	Bella LaChance	40:00	00:00	78 - 70	0 - 0	8	0	1.95	0.00	12	0	37	0	7	0	16	0
24	Ryanne Allen	33:44	06:16	65 - 55	13 - 15	10	-2	1.93	2.07	11	1	30	7	6	1	13	3
35	Sacha Washington	28:45	11:15	64 - 48	14 - 22	16	-8	2.23	1.24	9	3	28	9	7	0	11	5

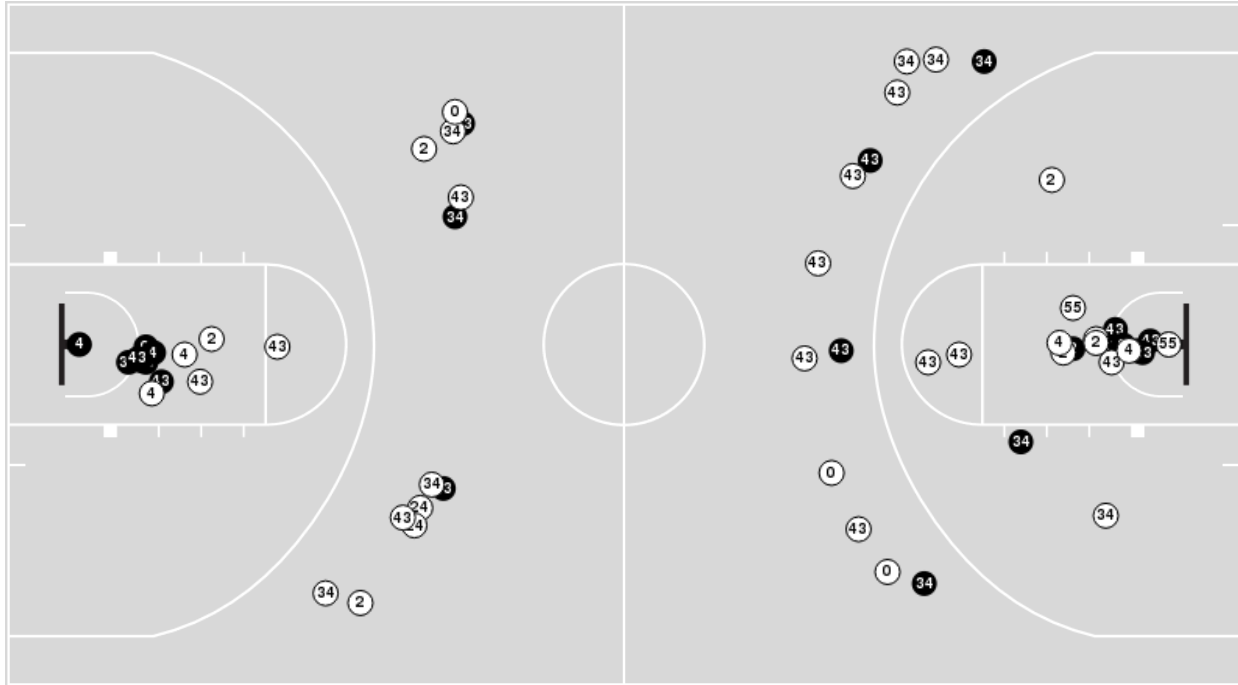


**Officials:** Pualani Spurlock-Welsh, Frank Steratore, Eric Brewton

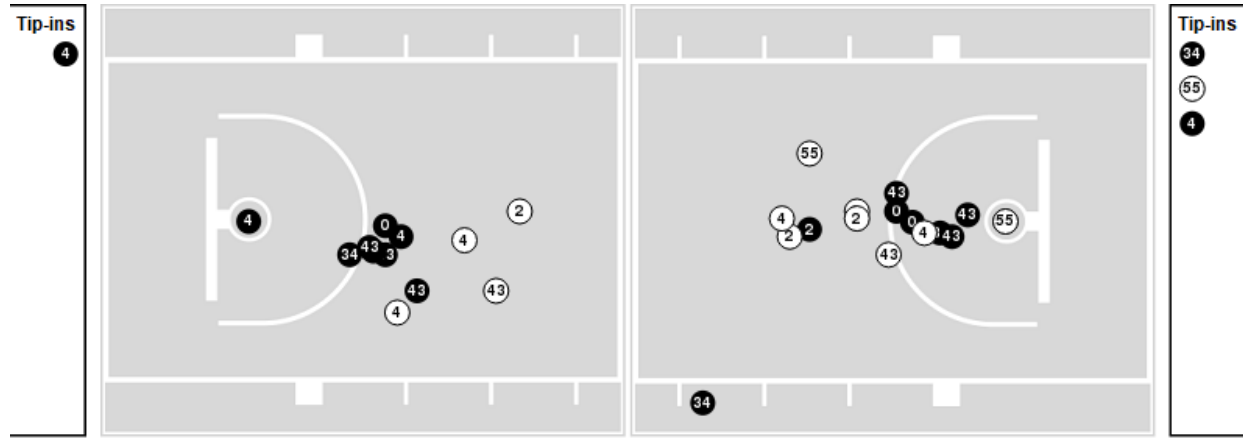
Players => 0, 2, 4, 11, 13, 15, 20, 21, 22, 24, 30, 34, 43, 55 FG Types=>All Results=>All

**Arkansas**

**All Field Goals**



**Blow Up Chart**



**N** Made    **O** Missed    N - Player Number

Arkansas	M/A	%
Field Goals	26/62	42
2 Points	19/36	53
3 Points	7/26	27
Free Throws	11/16	69

Arkansas	M/A	%
Points in the Paint	36 (18 / 30)	60
Fast Break Points	6 (3/3)	100
Second Chance Points	8 (5/13)	38
Effective FG%	48	

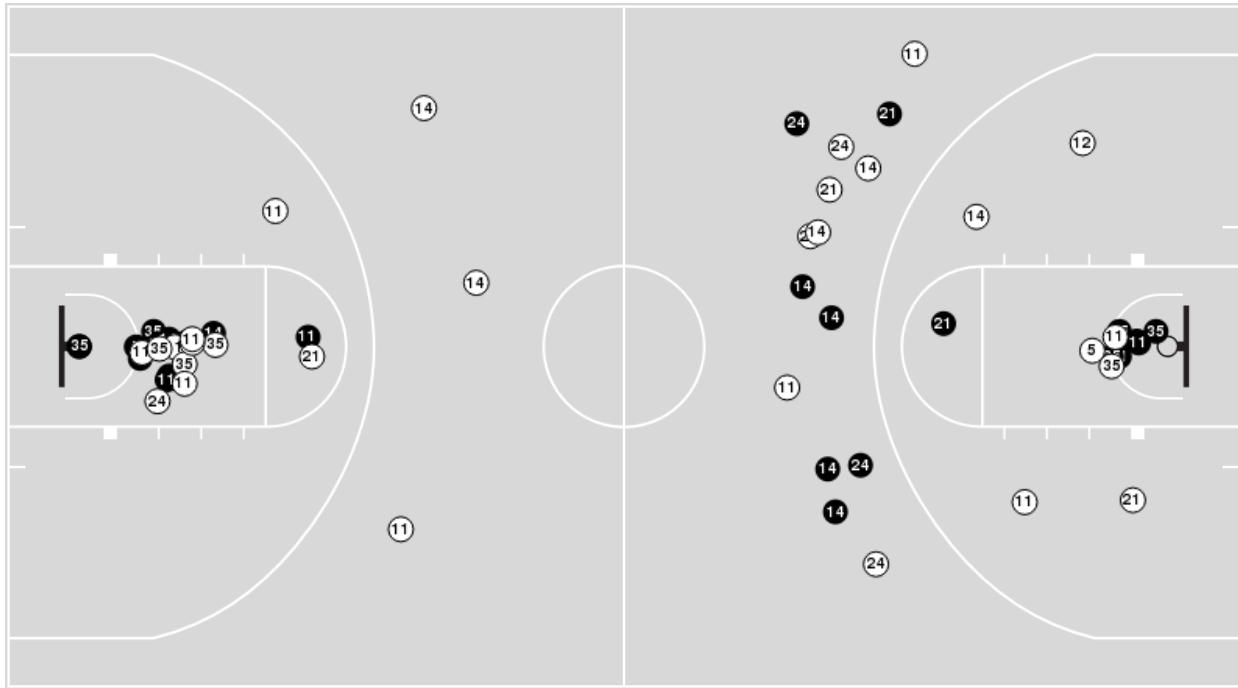


**Officials:** Pualani Spurlock-Welsh, Frank Steratore, Eric Brewton

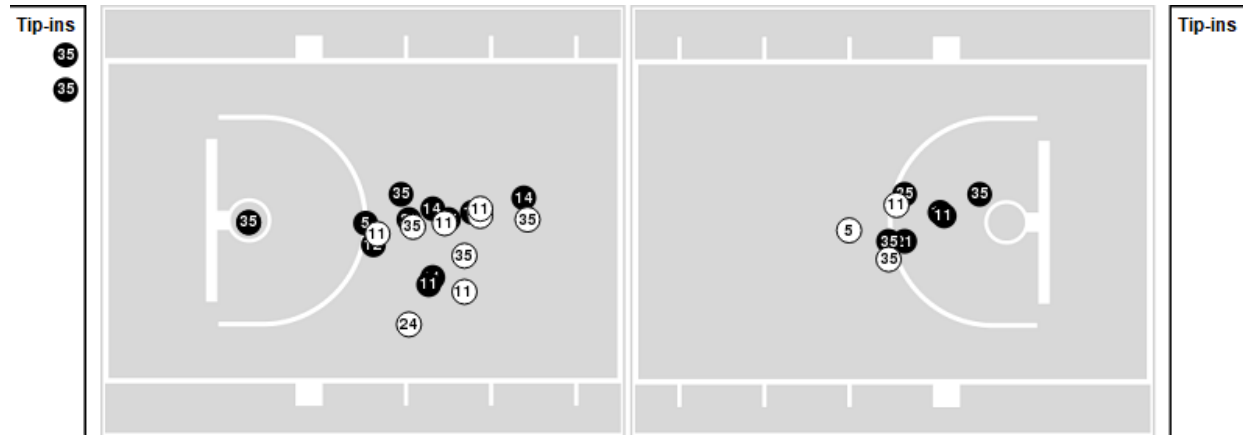
Players => 2, 3, 5, 11, 12, 14, 21, 23, 24, 32, 35, 50FG Types=>AllResults=>All

**Vanderbilt**

**All Field Goals**



**Blow Up Chart**



● Made ○ Missed N - Player Number

Vanderbilt	M/A	%
Field Goals	27/56	48
2 Points	20/38	53
3 Points	7/18	39
Free Throws	17/22	77

Vanderbilt	M/A	%
Points in the Paint	36 (18 / 30)	60
Fast Break Points	8 (3/3)	100
Second Chance Points	14 (8/14)	57
Effective FG%	54	



**Arkansas at Vanderbilt**

02/09/23 Memorial Gymnasium, Nashville  
2022-23 Women's Basketball

**Game Time:** 8:00 PM  
**Game Duration:** 2:08  
**Attendance:** 1,978

**Officials:** Pualani Spurlock-Welsh, Frank Steratore, Eric Brewton

**Arkansas**

Lineup	Quarter On	Time On	Quarter Off	Time Off	Time on Court	Score	Score Diff	Reb	Stl	Tov	Ass	PPP
0- Poffenbarger S/ 2- Spencer S/ 4- Barnum E/ 34- Carr C/ 43- Daniels M/	1	10:00	1	04:42	05:18	9-15	-6	4	0	3	0	1.1421
0- Poffenbarger S/ 4- Barnum E/ 11- Langerman R/ 24- Wolfenbarger J/ 43- Daniels M/	1	04:42	1	03:56	00:46	0-3	-3	0	0	0	0	0.0000
2- Spencer S/ 4- Barnum E/ 11- Langerman R/ 24- Wolfenbarger J/ 43- Daniels M/	1	03:56	1	02:36	01:20	2-0	2	2	0	0	0	1.0638
2- Spencer S/ 4- Barnum E/ 24- Wolfenbarger J/ 34- Carr C/ 43- Daniels M/	1	02:36	1	02:21	00:15	1-0	1	0	0	0	0	1.1364
2- Spencer S/ 24- Wolfenbarger J/ 34- Carr C/ 43- Daniels M/ 55- Ellis E/	1	02:21	1	01:38	00:43	0-0	0	1	0	1	0	0.0000
0- Poffenbarger S/ 2- Spencer S/ 34- Carr C/ 43- Daniels M/ 55- Ellis E/	1	01:38	2	07:47	03:51	5-3	2	4	1	2	1	0.6443
2- Spencer S/ 11- Langerman R/ 34- Carr C/ 43- Daniels M/ 55- Ellis E/	2	07:47	2	04:00	03:47	7-7	0	5	0	1	2	1.0174
0- Poffenbarger S/ 2- Spencer S/ 4- Barnum E/ 34- Carr C/ 43- Daniels M/	2	04:00	2	01:06	02:54	6-7	-1	0	0	1	2	1.2000
0- Poffenbarger S/ 2- Spencer S/ 24- Wolfenbarger J/ 43- Daniels M/ 55- Ellis E/	2	01:06	2	00:17	00:48	2-0	2	0	1	0	0	2.0000
0- Poffenbarger S/ 2- Spencer S/ 11- Langerman R/ 24- Wolfenbarger J/ 55- Ellis E/	2	00:17	3	10:00	00:18	0-2	-2	0	0	0	0	0.0000
0- Poffenbarger S/ 2- Spencer S/ 4- Barnum E/ 34- Carr C/ 43- Daniels M/	3	10:00	3	08:56	01:04	0-2	-2	1	0	2	0	0.0000
0- Poffenbarger S/ 2- Spencer S/ 34- Carr C/ 43- Daniels M/ 55- Ellis E/	3	08:56	3	05:08	03:48	7-5	2	6	0	0	1	1.1667
0- Poffenbarger S/ 4- Barnum E/ 11- Langerman R/ 34- Carr C/ 43- Daniels M/	3	05:08	3	03:25	01:43	8-4	4	0	0	0	1	2.6667
2- Spencer S/ 4- Barnum E/ 11- Langerman R/ 24- Wolfenbarger J/ 34- Carr C/	3	03:25	3	01:05	02:20	2-3	-1	1	0	2	0	0.5000
2- Spencer S/ 11- Langerman R/ 34- Carr C/ 43- Daniels M/ 55- Ellis E/	3	01:05	3	00:42	00:23	0-2	-2	0	0	0	0	0.0000
0- Poffenbarger S/ 2- Spencer S/ 34- Carr C/ 43- Daniels M/ 55- Ellis E/	3	00:42	4	10:00	00:42	0-2	-2	0	0	0	0	0.0000
0- Poffenbarger S/ 2- Spencer S/ 4- Barnum E/ 34- Carr C/ 43- Daniels M/	4	10:00	4	00:40	09:20	17-15	2	7	4	3	1	1.0143
0- Poffenbarger S/ 2- Spencer S/ 34- Carr C/ 43- Daniels M/ 55- Ellis E/	4	00:40	4	00:36	00:03	0-0	0	0	0	0	0	0.0000
2- Spencer S/ 11- Langerman R/ 34- Carr C/ 43- Daniels M/ 55- Ellis E/	4	00:36	4	00:33	00:04	0-0	0	0	0	0	0	0.0000
0- Poffenbarger S/ 2- Spencer S/ 4- Barnum E/ 34- Carr C/ 43- Daniels M/	4	00:33	4	00:26	00:07	2-2	0	0	0	0	0	2.0000
2- Spencer S/ 4- Barnum E/ 24- Wolfenbarger J/ 34- Carr C/ 43- Daniels M/	4	00:26	4	00:00	00:26	2-6	-4	0	0	0	0	0.6667





**Arkansas at Vanderbilt**

02/09/23 Memorial Gymnasium, Nashville  
2022-23 Women's Basketball

**Game Time:** 8:00 PM  
**Game Duration:** 2:08  
**Attendance:** 1,978

**Officials:** Pualani Spurlock-Welsh, Frank Steratore, Eric Brewton

**Vanderbilt**

Lineup	Quarter On	Time On	Quarter Off	Time Off	Time on Court	Score	Score Diff	Reb	Stl	Tov	Ass	PPP
11- Harbison C/ 14- Garraud M/ 21- LaChance B/ 24- Allen R/ 35- Washington S/	1	10:00	1	04:42	05:18	15-9	6	2	2	1	4	1.6667
5- Chambers Y/ 11- Harbison C/ 14- Garraud M/ 21- LaChance B/ 24- Allen R/	1	04:42	1	03:32	01:10	3-2	1	1	0	0	1	1.5000
5- Chambers Y/ 11- Harbison C/ 12- Washington D/ 14- Garraud M/ 21- LaChance B/	1	03:32	1	02:36	00:56	0-1	-1	3	0	0	0	0.0000
11- Harbison C/ 12- Washington D/ 14- Garraud M/ 21- LaChance B/ 35- Washington S/	1	02:36	1	01:51	00:45	0-0	0	0	0	1	0	0.0000
11- Harbison C/ 14- Garraud M/ 21- LaChance B/ 24- Allen R/ 35- Washington S/	1	01:51	1	01:07	00:44	0-0	0	1	0	1	0	0.0000
5- Chambers Y/ 11- Harbison C/ 14- Garraud M/ 21- LaChance B/ 24- Allen R/	1	01:07	2	08:37	02:30	0-5	-5	2	0	2	0	0.0000
11- Harbison C/ 14- Garraud M/ 21- LaChance B/ 24- Allen R/ 35- Washington S/	2	08:37	2	06:53	01:44	6-3	3	1	0	0	1	3.0000
11- Harbison C/ 12- Washington D/ 14- Garraud M/ 21- LaChance B/ 24- Allen R/	2	06:53	2	03:36	03:17	4-4	0	3	0	0	1	0.6803
11- Harbison C/ 14- Garraud M/ 21- LaChance B/ 24- Allen R/ 35- Washington S/	2	03:36	2	01:06	02:30	7-6	1	1	0	1	2	1.7500
11- Harbison C/ 12- Washington D/ 14- Garraud M/ 21- LaChance B/ 35- Washington S/	2	01:06	2	01:05	00:01	0-0	0	0	0	0	0	0.0000
11- Harbison C/ 12- Washington D/ 14- Garraud M/ 21- LaChance B/ 24- Allen R/	2	01:05	3	10:00	01:05	2-2	0	0	0	1	0	1.0000
11- Harbison C/ 14- Garraud M/ 21- LaChance B/ 24- Allen R/ 35- Washington S/	3	10:00	3	05:08	04:52	7-7	0	5	1	1	1	0.7883
5- Chambers Y/ 11- Harbison C/ 14- Garraud M/ 21- LaChance B/ 24- Allen R/	3	05:08	3	05:08	00:00	0-0	0	0	0	0	0	0.0000
5- Chambers Y/ 11- Harbison C/ 12- Washington D/ 14- Garraud M/ 21- LaChance B/	3	05:08	3	02:51	02:17	5-8	-3	0	0	2	1	1.1261
11- Harbison C/ 12- Washington D/ 14- Garraud M/ 21- LaChance B/ 35- Washington S/	3	02:51	3	01:05	01:46	2-2	0	1	1	0	0	1.0000
11- Harbison C/ 14- Garraud M/ 21- LaChance B/ 24- Allen R/ 35- Washington S/	3	01:05	4	00:33	10:32	21-17	4	14	3	6	1	1.1693
11- Harbison C/ 12- Washington D/ 14- Garraud M/ 21- LaChance B/ 35- Washington S/	4	00:33	4	00:25	00:08	1-2	-1	1	0	0	0	8.3333
11- Harbison C/ 14- Garraud M/ 21- LaChance B/ 24- Allen R/ 35- Washington S/	4	00:25	4	00:23	00:02	0-0	0	0	0	0	0	0.0000
11- Harbison C/ 12- Washington D/ 14- Garraud M/ 21- LaChance B/ 35- Washington S/	4	00:23	4	00:00	00:23	5-2	3	2	0	0	0	1.8939



**Arkansas at Vanderbilt**

02/09/23 Memorial Gymnasium, Nashville  
2022-23 Women's Basketball

**Game Time:** 8:00 PM  
**Game Duration:** 2:08  
**Attendance:** 1,978

**Officials:** Pualani Spurlock-Welsh, Frank Steratore, Eric Brewton

**Arkansas**

Lineup	Time	Score	Score Diff	Pts/Min	Reb	Stl	Tov	Ass	PPP
0- Poffenbarger S/ 2- Spencer S/ 4- Barnum E/ 34- Carr C/ 43- Daniels M/	18:43	34-41	-7	1.8166	12	4	9	3	1.0417
0- Poffenbarger S/ 2- Spencer S/ 34- Carr C/ 43- Daniels M/ 55- Ellis E/	08:24	12-10	2	1.4286	10	1	2	2	0.8130
2- Spencer S/ 11- Langerman R/ 34- Carr C/ 43- Daniels M/ 55- Ellis E/	04:14	7-9	-2	1.6535	5	0	1	2	0.8883
2- Spencer S/ 4- Barnum E/ 11- Langerman R/ 24- Wolfenbarger J/ 34- Carr C/	02:20	2-3	-1	0.8571	1	0	2	0	0.5000
0- Poffenbarger S/ 4- Barnum E/ 11- Langerman R/ 34- Carr C/ 43- Daniels M/	01:43	8-4	4	4.6602	0	0	0	1	2.6667
2- Spencer S/ 4- Barnum E/ 11- Langerman R/ 24- Wolfenbarger J/ 43- Daniels M/	01:20	2-0	2	1.5000	2	0	0	0	1.0638
0- Poffenbarger S/ 2- Spencer S/ 24- Wolfenbarger J/ 43- Daniels M/ 55- Ellis E/	00:48	2-0	2	2.5000	0	1	0	0	2.0000
0- Poffenbarger S/ 4- Barnum E/ 11- Langerman R/ 24- Wolfenbarger J/ 43- Daniels M/	00:46	0-3	-3	0.0000	0	0	0	0	0.0000
2- Spencer S/ 24- Wolfenbarger J/ 34- Carr C/ 43- Daniels M/ 55- Ellis E/	00:43	0-0	0	0.0000	1	0	1	0	0.0000
2- Spencer S/ 4- Barnum E/ 24- Wolfenbarger J/ 34- Carr C/ 43- Daniels M/	00:41	3-6	-3	4.3902	0	0	0	0	0.7732
0- Poffenbarger S/ 2- Spencer S/ 11- Langerman R/ 24- Wolfenbarger J/ 55- Ellis E/	00:18	0-2	-2	0.0000	0	0	0	0	0.0000



### Arkansas at Vanderbilt

02/09/23 Memorial Gymnasium, Nashville  
2022-23 Women's Basketball

**Game Time:** 8:00 PM  
**Game Duration:** 2:08  
**Attendance:** 1,978

**Officials:** Pualani Spurlock-Welsh, Frank Steratore, Eric Brewton

#### Vanderbilt

Lineup	Time	Score	Score Diff	Pts/Min	Reb	Stl	Tov	Ass	PPP
11- Harbison C/ 14- Garraud M/ 21- LaChance B/ 24- Allen R/ 35- Washington S/	25:42	56-42	14	2.1790	24	6	10	9	1.2774
11- Harbison C/ 12- Washington D/ 14- Garraud M/ 21- LaChance B/ 24- Allen R/	04:22	6-6	0	1.3740	3	0	1	1	0.7614
5- Chambers Y/ 11- Harbison C/ 14- Garraud M/ 21- LaChance B/ 24- Allen R/	03:40	3-7	-4	0.8182	3	0	2	1	0.5000
5- Chambers Y/ 11- Harbison C/ 12- Washington D/ 14- Garraud M/ 21- LaChance B/	03:13	5-9	-4	1.5544	3	0	2	1	0.9191
11- Harbison C/ 12- Washington D/ 14- Garraud M/ 21- LaChance B/ 35- Washington S/	03:03	8-6	2	2.6230	4	1	1	0	1.4493