



# RAZORBACKS®

## 2022-23 Women's Basketball Game Notes

Kylie Magar | Assistant Director, Communications  
E: kmagar@uark.edu | ArkansasRazorbacks.com

### 2022-23 SCHEDULE

Date	Opponent	Time	TV/RESULT
Nov. 2	vs. UAFA (exhibition)	7 PM	W, 92-62
Nov. 7	at UAPB	6 PM	W, 70-50
Nov. 11	Central Arkansas	10:30 AM	W, 72-34
Nov. 14	Tulsa	7 PM	W, 79-70
Nov. 17	Kent State	7 PM	W, 80-59
Nov. 20	at Little Rock	1 PM	W, 93-49
Nov. 24	Northern Arizona	5:45 PM	W, 82-73
Nov. 25	Clemson	8 PM	W, 76-62
Nov. 26	No. 25 Kansas State	8 PM	W, 69-53
Dec. 1	Troy	7 PM	W, 87-70
Dec. 4	Oral Roberts	2 PM	W, 92-58
Dec. 8	Lamar	7 PM	W, 63-50
Dec. 11	Arkansas State	3 PM	W, 77-63
Dec. 17	at No. 16/16 Creighton	1 PM	W, 83-75
Dec. 20	No. 16/15 Oregon	3 PM	L, 85-78
Dec. 21	USF	3 PM	L (OT), 66-65
Dec. 29	No. 9/9 LSU	6 PM	L, 69-45
Jan. 1	at Kentucky	1 PM	W, 71-50
Jan. 5	Florida	7 PM	W, 102-74
Jan. 8	at Missouri	2 PM	W, 77-55
Jan. 16	Vanderbilt	6 PM	W, 84-81
Jan. 19	at No. 3/4 LSU	8 PM	L, 79-76
Jan. 22	at No. 1/1 South Carolina	2 PM	L, 92-46
Jan. 26	Alabama	6 PM	L, 69-66
Jan. 29	Ole Miss	4 PM	L (OT), 76-73
Feb. 5	at Auburn	2 PM	W, 54-51
Feb. 9	at Vanderbilt	8 PM	L, 78-70
Feb. 12	Missouri	2 PM	W, 61-33
Feb. 16	Tennessee	6 PM	L, 87-67
Feb. 19	at Georgia	11 AM	L, 71-48
Feb. 23	at Mississippi State	8 PM	L, 87-73
Feb. 26	Texas A&M	11 AM	W, 78-65
March 2	(9) Missouri	11 AM	W, 85-74
March 3	(1) No. 1/1 South Carolina	11 AM	L, 93-66
March 16	Louisiana Tech	7 PM	SECN+

\*-SEC Contest

S-Paradise Jam (St. Thomas, U.S. Virgin Islands)

+ -San Diego Invitational (San Diego, Calif.)

@ - SEC Tournament (Greenville, S.C.)

All Times CT

### 34 ARKANSAS VS. LOUISIANA TECH | WNIT | BUD WALTON ARENA | MARCH 16 AT 7 PM | SECN+

Arkansas  
Razorbacks



Louisiana Tech  
Lady Techsters

Record ..... 21-12  
Conference Record ..... 7-9 (SEC)  
AP Poll ..... N/A  
USA Today Coaches Poll ..... N/A  
Head Coach ..... Mike Neighbors  
HC Record at UofA (Yrs) ..... 117-76 (sixth season)  
HC Career Record (Yrs) ..... 215-117 (10th season)  
Neighbors' Record vs. LA Tech ..... 0-0

Record ..... 19-12  
Conference Record ..... 12-8 (C-USA)  
AP Poll ..... N/A  
USA Today Coaches Poll ..... N/A  
Head Coach ..... Brooke Stoehr  
HC Record at (Yrs) ..... 120-91 (seventh season)  
HC Career Record (Yrs) ..... 191-149 (11th season)  
Record vs. UofA ..... 0-3

### LAST STARTING 5



#### #43 MAKAYLA DANIELS

Sr. | G | 5-8 | Frederick, Md.

PPG	RPG	APG	MPG
13.0	3.8	3.0	32.0



#### #2 SAMARA SPENCER

So. | G | 5-7 | Fort Lauderdale, Fla.

PPG	RPG	APG	MPG
14.2	3.8	4.2	33.7



#### #0 SAYLOR POFFENBARGER

R-Fr. | F | 6-2 | Middletown, Md.

PPG	RPG	APG	MPG
9.0	6.7	2.4	32.7



#### #34 CHRISSY CARR

R-Sr. | G | 6-1 | Edern Prairie, Minn.

PPG	RPG	APG	MPG
11.8	3.6	0.5	28.3



#### #4 ERYNN BARNUM

R-Sr. | F | 6-2 | Little Rock, Ark.

PPG	RPG	APG	MPG
15.7	6.3	1.8	26.7

#### SNAPSHOT:

- Averaged 14.5 points & 2.0 assists/game in SECT, including 17 points with two 3-pointers vs. Missouri
- Moved to No. 12 (1,405) on all-time scoring list
- No. 8 in FT% (.788), No. 9 in steals (1.8) and 20 in scoring (13.03) in the SEC
- Preseason All-SEC Second Team choice

#### SNAPSHOT:

- Averaging 19.8 points, 3.5 rebounds & 2.8 assists in last four games, including 19 vs. Missouri
- Has 138 assists, ninth most in a single season
- No. 6 in assists and No. 15 in scoring in SEC
- Tabbed the 2022 SEC Freshman of the Year

#### SNAPSHOT:

- SEC All-Freshman Team & five-time FOW
- Logged 11 points & 7.5 rebounds/game in last four games, including 22 points vs. South Carolina
- Single-season defensive rebound record holder (193)
- No. 4 in def. RPG & No. 11 in rebounding in the SEC

#### SNAPSHOT:

- 34 for #34: on fire vs. Missouri w/ 34 points off 6-of-8 from 3-point
- Leads with 77 triples, ninth most in single season
- Has started in 146 career games
- No. 4 in 3-pointers per game (2.3) and 5 in 3-point percentage (.344) in SEC

#### SNAPSHOT:

- Registered eight points, three assists & three steals and two blocks vs. South Carolina
- Reached 1,000 career-points at Georgia
- Katrina McClain Midseason Top 10 & All-SEC 2nd Team
- Third in FG% (.558) & seventh in scoring in SEC

### FOLLOW, WATCH & LISTEN



@RAZORBACKWBB

TV: SECN+

On the Call: Brett Dolan and Blair Lansden

Razorback Sports Network from Learfield (Radio)

Phil Elson - <http://143.223.155.160/audio>  
Fayetteville - KQSM-FM-92.1 /// KYNG-AM - 1590\*  
Fort Smith - KFPW-AM-1230 /// KHGG-AM-1580



## NEIGHBORHOOD WATCH

→ Arkansas received the automatic qualifying bid to the WNIT as the SEC's highest finisher among teams not chosen for the NCAA Tournament

→ This first-round matchup between Arkansas and Louisiana Tech marks the fourth game of the series that the Razorbacks trail in, 0-3. Arkansas hasn't played the Lady Techsters since 1983

→ The WNIT appearance marks the program's eighth WNIT appearance, as well as 26th postseason appearance. When including WNIT, NWIT and AIAW tournaments, this year marks Arkansas' 13th

→ In the **Mike Neighbors** era, this is his fifth postseason appearance with Arkansas (three NCAA Tournaments including 2020 and now two WNITs)

→ Only three schools in the SEC have qualified for postseason tournaments in each of the past five seasons with Arkansas being one of them. Tennessee and South Carolina are the other two

→ The last time Arkansas made the WNIT in 2019, the Razorbacks hosted three games and made it to the third round. Arkansas defeated Houston (88-80 in OT) and UAB (100-52) before losing to TCU (82-78) in all games played in Fayetteville

→ Arkansas is coming off a quarterfinal appearance at the SEC Tournament the fourth time in the last five seasons. The Razorbacks defeated Missouri, 85-74, in the second round, but fell to No. 1, eventual SEC Champion South Carolina, 93-65, in the quarterfinals

→ Arkansas' win in the SEC Tournament marked the eighth in the last six years

→ The Razorbacks are 21-12, which marked the program's 22nd 20-win season, third under **Neighbors**

→ Arkansas finished the SEC slate 7-9 to come in eighth in the league. Historically for the program, seven wins is tied for the fourth most wins in SEC play. Only three other seasons have the Razorbacks had more wins in conference, as **Neighbors** boasts two of the program's four winning seasons in league play

→ The team started the season 13-0 and finished the non-conference slate at 13-2, with its win total leading the country for majority of the non-conference season

→ On the All-SEC teams, **Erynn Barnum** earned a spot on the SEC Second Team, while **Saylor Poffenbarger** was named to the SEC All-Freshman Team

→ **Barnum** leads the team in scoring with 15.7 points. Her .558 field goal percentage leads the SEC, as it has majority of the season. She surpassed 1,000 points in her career and became the 18th Razorback to join the 1,000 points/500 rebound club

→ **Barnum** was one of 10 candidates for the Katrina McClain Award, given to the best power forward in the country

→ **Samara Spencer** is the second leading scorer with 14.2 points per game and leads the team in assists with 13.8. Her 4.3 assists per game is the fifth most in the SEC

→ **Makayla Daniels** leads the team in steals with 54 and averages 13.0 points per game

→ **Daniels** keeps moving up in career top 10-20 lists, sitting No. 12 in points (1,405), No. 4 in career starts (118), No. 8 in career 3-pointers (169) and No. 14 in career assists (305)

→ **Chrissy Carr** logs 11.8 points per game and leads the squad with 77 3-pointers

→ **Poffenbarger** leads the team in rebounding with 6.7 per game and has 37 blocks. She is now the record holder for single-season defensive rebounds with 193

→ The team is second in least turnovers committed per game in the SEC with 13.7 per game

→ Arkansas gets to the line 23.96 times per game, which is second in the conference and sixth in the country. The Razorbacks' 15.73 makes from the free throw line per game is second in the SEC and 13th in the NCAA

→ Arkansas leads the SEC in 3-point attempts per game (27.2), which is 10th in the country, and No. 2 in 3-pointers per game (8.2) in the league

→ Head coach **Neighbors** earned his 200th win in late November at the Paradise Jam in the Virgin Islands versus Northern Arizona (W, 82-73) and surpassed 100 wins at Arkansas following the team's 80-59 win over Kent State

→ **Neighbors** has the most wins of any collegiate coach with 10 years of experience

→ The Razorbacks were projected to finish fourth in the SEC Preseason Media Poll and tied for fifth in the SEC Preseason Coaches Poll. **Daniels** represents Arkansas on the Preseason Second Team (Coaches Poll)

## SCOUTING LA TECH ABOUT THE LADY TECHSTERS

→ The Lady Techsters finished the season 19-12 and 12-8 in Conference USA play to finish fifth in the league

→ Lonoke, Arkansas native **Keiunna Walker** leads the Lady Techsters with 17.9 points per game and 34 steals. **Walker** is an All-C-USA First Team selection and All-Defensive Team honoree

→ **Anna Larr Roberson** leads LA Tech on the boards with 6.5 per game, while also averaging double digits with 12.7 points per game. **Larr Roberson** was named to the All-C-USA Second Team

→ The Lady Techsters' leader in assists is **Salma Bates** with 109 (3.5 APG) and **Mackenzie Wurm** has a team's most blocks with 45

→ Louisiana Tech is coming off a 64-54 loss to UTEP in the C-USA Quarterfinals

## ABOUT THE HEAD COACH

→ **Brooke Stoehr** leads the Lady Techsters in her seventh season at the helm, going into Thursday's game with 100+ wins at LA Tech and nearly 200 in her career

→ **Stoehr** has led her teams to two conference championships and now seven postseason appearances, including two in the NCAA, four in the WNIT and one in the WBI

→ A former Lady Techsters herself, **Stoehr** was a point guard for LA Tech from 1998 to 2002 and led the program to NCAA Tournament appearances each of those years, as well as two Elite Eights and one Final Four

## SERIES HISTORY OF LA TECH VS. ARKANSAS

→ Arkansas trails LA Tech in the series, 0-3, with the fourth game of the series, first in 40 years, taking place Thursday

→ The last time these two teams met was in 1983, resulting in a 75-52 loss in Fayetteville. The other two games were in January 1983 (74-34 loss in Ruston) and 1978 (82-28 loss in Ruston)

## LAST TIME OUT

→ Arkansas went 1-1 at the SEC Tournament to make it to the quarterfinals for the fourth time in the last five seasons

## BENCHMARK PERFORMANCES

10+ POINTS	19-20	20-21	21-22	22-23	TOT
Makayla Daniels	12	19	19	24	74
Erynn Barnum	4	9	6	26	45
Samara Spencer	-	-	20	23	43
Chrissy Carr	-	-	-	19	19
Jersey Wolfenbarger	-	-	12	2	14
Saylor Poffenbarger	-	-	-	13	13
Maryam Dauda	-	-	-	4	4
Rylee Langerman	-	0	1	1	2
Emrie Ellis	-	-	1	0	1

20+ POINTS	19-20	20-21	21-22	22-23	TOT
Makayla Daniels	2	1	5	3	11
Samara Spencer	-	-	3	7	10
Erynn Barnum	0	0	0	9	9
Chrissy Carr	-	-	-	3	3
Saylor Poffenbarger	-	-	-	2	2

30+ POINTS	19-20	20-21	21-22	22-23	TOT
Makayla Daniels	0	0	2	1	3
Chrissy Carr	-	-	-	1	1
Erynn Barnum	0	0	0	1	1
Samara Spencer	-	-	0	1	1

5+ 3-POINTERS	19-20	20-21	21-22	22-23	TOT
Chrissy Carr	-	-	-	4	4
Samara Spencer	-	-	1	2	3
Makayla Daniels	1	0	1	0	2
Rylee Langerman	-	0	1	0	1

50% FG (8 ATT.)	19-20	20-21	21-22	22-23	TOT
Erynn Barnum	3	6	3	18	30
Makayla Daniels	4	3	10	3	20
Samara Spencer	-	-	8	8	16
Jersey Wolfenbarger	-	-	6	1	7
Chrissy Carr	-	-	-	6	6
Saylor Poffenbarger	-	-	-	5	5
Rylee Langerman	-	0	1	0	1

10+ REBOUNDS	19-20	20-21	21-22	22-23	TOT
Saylor Poffenbarger	-	-	-	8	8
Erynn Barnum	1	1	1	2	5
Jersey Wolfenbarger	-	-	2	1	3
Makayla Daniels	0	0	1	0	1
Rylee Langerman	-	0	1	0	1

5+ ASSISTS	19-20	20-21	21-22	22-23	TOT
Samara Spencer	-	-	5	12	17
Makayla Daniels	3	2	6	5	16
Saylor Poffenbarger	-	-	-	6	6
Erynn Barnum	0	0	0	3	3

3+ BLOCKS	19-20	20-21	21-22	22-23	TOT
Erynn Barnum	3	1	0	3	7
Jersey Wolfenbarger	-	-	2	2	4
Saylor Poffenbarger	-	-	-	3	3
Emrie Ellis	-	-	2	0	2
Chrissy Carr	-	-	-	1	1
Maryam Dauda	-	-	-	1	1

5+ STEALS	19-20	20-21	21-22	22-23	TOT
Makayla Daniels	4	1	1	1	7
Erynn Barnum	0	0	2	1	3
Rylee Langerman	-	0	1	0	1
Samara Spencer	-	-	1	0	1

DOUBLE-DOUBLES	19-20	20-21	21-22	22-23	TOT
Saylor Poffenbarger	-	-	-	4	4
Erynn Barnum	1	1	0	2	4
Jersey Wolfenbarger	-	-	2	0	2
Makayla Daniels	0	0	1	-	1

## Stat Comparison

UA	OPP
73.0	Scoring .....65.6
66.7	Opp. Scoring.....60.9
.403	FG %......439
.382	Def. FG%.....387
.302	3-pt. %.....355
8.2	3-pt./gm.....4.9
.673	FT%......770
37.6	Reb./gm .....34.2
13.1	Assists/gm .....12.9
13.6	TO/gm .....14.8
+2.9	TO Margin .....+0.4
6.8	Steals/gm .....5.5
4.4	Blocks/gm .....2.9

## 2022-23 SOUTHEASTERN CONFERENCE STANDINGS

CONFERENCE STANDINGS														
CONFERENCE					OVERALL					AP			COACHES	
W-L	Pct.	H	A		W-L	Pct.	H	A	N	Streak	vs T10	vs T25	vs T10	vs T25
South Carolina <sup>A</sup>	16-0	1.000	8-0	8-0	32-0	1.000	15-0	13-0	4-0	W32	3-0	5-0	3-0	6-0
LSU	15-1	.938	8-0	7-1	28-2	.933	15-0	8-1	5-1	L1	0-1	1-1	0-1	1-1
Tennessee	13-3	.810	7-1	6-2	23-11	.676	14-4	6-4	3-3	L1	1-6	1-8	1-6	1-8
Ole Miss	11-5	.688	6-2	5-3	23-8	.742	14-2	7-4	2-2	L1	0-3	0-4	0-3	1-4
Mississippi State	9-7	.563	6-2	3-5	20-10	.667	14-2	3-6	3-2	L2	0-2	0-2	0-2	0-3
Alabama	9-7	.563	4-4	5-3	20-10	.667	11-4	8-4	1-2	L4	0-2	0-3	0-2	1-3
Georgia	9-7	.563	6-2	3-5	21-11	.656	13-3	4-5	4-3	L1	0-5	0-5	0-4	0-5
Arkansas	7-9	.438	4-4	3-5	21-12	.636	11-4	6-5	4-3	L1	0-4	2-5	0-4	1-3
Missouri	6-10	.375	3-5	3-5	17-13	.567	10-6	5-5	2-2	L3	0-2	0-3	0-3	0-3
Auburn	5-11	.312	4-4	1-7	15-14	.517	13-5	1-7	1-2	L1	0-4	0-4	0-4	0-4
Florida	5-11	.312	3-5	2-6	16-14	.533	11-5	3-7	2-2	L1	0-0	0-1	0-0	0-1
Vanderbilt	3-13	.188	3-5	0-8	12-19	.387	9-7	3-9	0-3	L3	0-2	0-3	0-2	0-4
Texas A&M	2-14	.125	2-6	0-8	9-20	.310	7-8	0-11	2-1	L1	0-3	0-3	0-3	0-3
Kentucky	2-14	.125	1-7	1-7	12-19	.387	7-10	2-7	3-2	L1	0-3	0-5	0-3	0-6

2022-23 SEC Preseason Media Poll	2022-23 SEC Preseason Coaches' Poll
1. South Carolina	1. South Carolina
2. Tennessee	2. Tennessee
3. LSU	3. LSU
4. <b>Arkansas</b>	4. Alabama
5. Ole Miss	T5. <b>Arkansas</b>
6. Florida	T5. Mississippi State
7. Kentucky	7. Florida
8. Mississippi State	8. Ole Miss
9. Georgia	9. Georgia
10. Alabama	10. Kentucky
11. Texas A&M	11. Texas A&M
12. Missouri	12. Missouri
13. Auburn	13. Auburn
14. Vanderbilt	14. Vanderbilt

→ The Razorbacks dropped its quarterfinal matchup to No. 1 South Carolina (who went on to win the tournament), 93-66. In the loss, **Saylor Poffenbarger** registered 22 points and four assists, while **Samara Spencer** had 16 points and three assists. **Makayla Daniels** recorded 12 points

→ The Razorbacks earned an 85-74 win over Missouri in the second round of the SEC Tournament. Arkansas was down by 11 with less than a minute left in the third quarter, but charged on a 16-0 run late in the fourth quarter

→ In that game vs. Missouri to claim the 10th straight win over the Tigers, **Chrissy Carr** logged a career-high 34 points for #34 off 11-of-14 from the field, 6-of-8 from 3-point, while **Spencer** logged 19 points, five rebounds and four assists, **Daniels** had 17 points and **Poffenbarger** pulled down 11 rebounds

### WNIT HISTORY

→ Arkansas has played in the WNIT /NWIT/AIAW 12 times, with this year marking the program's 13th appearance

→ The Razorbacks are 16-6 in the WNIT with seven appearances, 4-2 in the NWIT with two appearances and 3-3 in the AIAW Tournament with three appearances

→ Arkansas is a perfect 7-0 in the first round of the WNIT

→ The team's last appearance in the WNIT came in 2019, where Arkansas made it to the third round. Arkansas defeated Houston (88-80 in OT) and UAB (100-52 before losing to TCU (82-78) in all games played in Fayetteville. The program used the WNIT as a jump starter in which the team went on to qualify for three straight NCAA Tournaments

→ Arkansas won the WNIT in 1999 with its 67-64 win over Wisconsin in the championship game breaking a Bud Walton Arena attendance record at 14,163, which is the fifth best attendance in WNIT history

→ Past WNIT champions are programs that have fared well in the previous years. South Dakota State (2022) is now an NCAA Tournament team along with Arizona (2019), 2023 No. 1 seed Indiana (2018), Michigan (2017) and UCLA (2015)

### AN ARKANSAS WIN MEANS...

→ Keeping WNIT opening round game streak alive to improve to 8-0

→ Advancing to the second round for the eighth time

→ The team's 22nd win, which would be the most for the program since 2019-20 when the team was 24-8

→ First postseason tournament (not including SEC Tournament) victory for Arkansas since 2019

→ Probably another home game in Bud Walton Arena

### MIDSEASON TOP 10

→ **Erynn Barnum** was named one of 10 chosen to the Katrina McClain Power Forward of the Year Midseason Top 10 list, becoming the first Razorback to be named to this award's watch list or midseason list

→ The list will be narrowed down to five in late February and the finalists will be chosen in late March to be then presented to Katrina McClain and the selection committee

→ Being one of 20 on the original preseason watch list, she became the first Arkansas player to make a preseason watch list for an award since the 2020-21 season

### ALL-CONFERENCE QUEENS

→ **Erynn Barnum** earned All-SEC Second Team honors, marking the fourth straight year Arkansas has had an All-Conference recipient. She leads the Razorbacks with 16.4 points per game and 6.6 rebounds per game, while also leading the SEC in field goal percentage (.573)

→ **Saylor Poffenbarger** is an All-SEC Freshman Team recipient. She is a five-time SEC Freshman Team recipient, leading the Razorbacks with 6.6 rebounds per game and 35 total blocks

### BARNUM BUCKETS

→ **Erynn Barnum** is now labeled as an All-SEC player, just being named on the All-SEC Second Team

→ Coming off eight points, three assists, three steals and two steals vs. No. 1 South Carolina at the SEC Tournament quarterfinals

→ Led Arkansas in steals with 1.5 per game in the SEC Tournament

→ She is the 32nd member of the 1,000-point club and 18th of the 1,000-point, 500-rebound group. She surpassed both milestones this season

→ Tallied an incredible 37-point performance against Ole Miss, tying for the seventh most points scored in a game by a Razorback. She also surpassed 500 rebounds, becoming the 30th member of the 500-rebound club at Arkansas

→ Leads the team with nine 20-point games, never having one prior to this season

→ Only player to have two perfect shooting days in the SEC this year, going 8-of-8 vs. Arkansas State and 5-of-5 at Little Rock

→ Among active SEC players, sits No. 11 in career rebounds (549) and No. 13 in scoring (1,034)

→ SEC statistical rankings: third in field goal percentage (.558), third in free throw attempts (193), seventh in scoring (15.7), eighth in offensive rebounds (2.48), 14th in rebounds (6.3) and 15th in free throw percentage (.632)

→ In SEC games, she averaged 16.75 points per game, which was seventh in the league

→ NCAA statistical rankings: 24th in free throw attempts and 27th in field goal percentage

→ Longest tenured Razorback, with this being her fifth year (redshirted in 2018-19)



→ Last season averaged 7.6 points and 4.8 rebounds per game. She started in 10 of 22 games, missing a large part of the year due to injury

## MAK ATTACK

→ This team is four-year veteran **Makayla Daniels'** team, who has shown consistency through her four seasons as a Razorback

→ Averaged 14.5 points, 3.5 3-pointers, 2.0 assists and 1.5 steals per game in the SEC Tournament

→ Coming off 12 points off four 3-pointers vs. No. 1 South Carolina after having put up 17 vs. Missouri

→ Registered the third 30-point game of her career with a season-high 31 points off 11-of-23 shooting at Vanderbilt

→ Sits No. 12 on the all-time scoring list at Arkansas with 1,405 points, needing 37 more to surpass **Karyn Karlin** (1,441) at No. 11

→ Also ranks No. 4 in career starts (118), No. 8 career 3-pointers (169) and No. 15 in career assists (305)

→ Has fourth most steals (190), as well as fifth most points and assists among active SEC players

→ SEC statistical rankings: eighth in free throw percentage (.788), ninth in steals (1.8), 3-pointers made per game (2.0) and minutes per game (32.0), as well as sixth in assist/turnover ratio in SEC games with 1.4

→ Won Paradise Jam Reef Tournament MVP, averaging 17.3 points, 5.7 rebounds, 2.7 assists and 2.0 steals per game

→ Was No. 1 on Sportscenter for her buzzer beater against Vanderbilt in game where she finished with 16 points

→ Earned a spot on the SEC Preseason Second Team, her first recognition by the league since she was SEC Freshman of the Week in 2019-20

→ Last season averaged 14.0 points and a team-leading 5.3 rebounds. **Daniels** also averaged 2.9 assists and 1.8 steals per game

## KEEPING IT 100!

→ **Makayla Daniels** is one of 23 players in collegiate women's basketball to start in all games they have appeared in with a minimum 100 contests

→ Notable names on the list

- 157 - Ashley Joens (Iowa State)
- 153 - Thelma Dis Agustsdottir (Ball State)
- 151 - Cate Reese (Arizona)
- 140 - Lindsey Thall (Kent State)
- 134 - Ciaja Harbison (Vanderbilt/Saint Louis)
- 133 - Aliyah Boston (South Carolina)
- 133 - Lou Lopez-Senechal (UConn/Fairfield)
- 132 - Zia Cooke (South Carolina)
- 118 - **Makayla Daniels** (Arkansas)
- 117 - Elizabeth Kitley (Virginia Tech)
- 117 - Lauren Park-Lane (Seton Hall)
- 117 - Amari Young (Old Dominion)

## SPEEDY SAM

→ **Samara Spencer** was named the 2022 SEC Freshman of the Year, and has continued to be big for the team in her sophomore campaign

→ Dominates the paint with her speed to the basket, can get to the free throw line and can shoot the 3-pointer with great accuracy

→ In last four games, has averaged 19.8 points, 3.5 rebounds and 2.8 assists per game

→ Logged 16 points against No. 1/1 South Carolina and 19 points, five rebounds, four assists and two blocks against Missouri

→ Logged a near double-double with 10 points and nine assists against Tennessee. She had just two turnovers in that game

→ Has earned 23 double-digit scoring games, seven 20+ point contests, as well as one 30-point game and a double-double

→ Put up a career-high 32 points against Oral Roberts, shooting 10-of-17 from the field with a career-high six 3-pointers

→ SEC statistical rankings: fourth in minutes (32.0), sixth in assists (4.18) and free throw attempts (157), eighth in field goal attempts (405), 10th in assist/turnover ratio (1.45), 14th in 3-pointers made per game (1.70) and

## WHAT'S HE SAYIN'?

Trying to figure out what Coach Neighbors is saying on the bench? Don't worry - he has a language all his own.

Coach Neighbors plays Positionless Basketball. Instead of having guards, forwards and centers, he has Rabbits, Rackers, Locks and Dragons.



Rabbits run the floor and look to score quickly with a layup.



Rackers bring the ball up the floor, and are trying to get to the rack.



Locks, generally good three-point shooters, are trying to win the race to the corners.



The Dragon is the last player down the court, dragging behind the others.

15th in scoring (14.2)

→ NCAA statistical rankings: 56th in total assists (138)

→ Surpassed last season's assist total, as she leads the team with 138, which is the ninth most in a season in school history

→ **Spencer** averaged 12.2 points, 3.7 rebounds, 3.1 assists, 1.2 steals and 30.1 minutes per game last season, while leading team with 96 assists

## POFFEN OFF!

→ **Saylor Poffenbarger** is a big guard. If you need her to play any position one through five, she can handle it

→ Named to the SEC All-Freshman Team

→ Single-season defensive rebound record holder at Arkansas with 193. Against South Carolina, she surpassed **Lauren Ervin**, who previously had 190 for the record

→ In the SEC Tournament, averaged 14.0 points, 7.5 rebounds, 4.5 assists and 1.0 block per game

→ Coming off a game-leading 22 points with four boards, four assists and one block vs. No. 1 South Carolina, as well as six points, 11 rebounds and five assists vs. Missouri

→ That 10+ rebound game vs. Missouri was her eighth of the season

→ Logged her fourth double-double of the season at Auburn, registering 10 points and 10 rebounds. Her four double-doubles ties the most by a Razorback since **Taylah Thomas**, who also had four, in 2019-20

→ Led the league in SEC Freshman of the Week awards with five

→ Recorded a career-high 24 points with six rebounds at Missouri, while holding the Tigers' best scorer, **Hayley Frank**, to just five points

→ Usually is put up against the opposing team's leading scorer, and has done a great job limiting their productivity

→ SEC statistical rankings: fourth in defensive rebounds (5.84), sixth in minutes (32.7), 11th in rebounds (6.7) and 13th in blocks (1.12)

→ Joined the team midway through last year after transferring from UConn. She was the No. 30th-ranked recruit in the 2021 class

## TRANSFER PORTAL JACKPOT

→ **Chrissy Carr** has started in all but two collegiate games she has appeared in during her

## OUR RECORD WHEN ...

Overall .....	21-12
Home / Away / Neutral .....	11-4/6-5/4-3
SEC .....	7-9
Home / Away .....	4-4/3-5
White Uniforms .....	14-5
Cardinal Uniforms .....	6-5
Anthracite Uniforms .....	1-2

## LEADS/QUARTERS/HALFTIME/OT

Leading after the 1st quarter .....	15-3
Leading after the 2nd quarter/Half .....	19-2
Leading after the 3rd quarter .....	19-3
Leading at the half, home .....	9-1
Leading at the half, road/neutral .....	10-1
Tied at the half, home .....	0-0
Tied at the half, road/neutral .....	1-0
Games decided by 5 points or fewer .....	2-4
Games decided by 10 points or fewer .....	5-5
Leading with 5:00 left .....	21-3
Leading with 2:00 left .....	21-2
Overtime games .....	0-2

## OFFENSE

Scoring less than 70 points .....	4-8
Scoring 70-79 points .....	8-4
Scoring 80-89 points .....	6-0
Scoring 90-99 points .....	2-0
Scoring 100+ points .....	1-0
2 Players Or Less in Double Figures .....	0-4
3 Players in Double Figures .....	11-6
4 Players in Double Figures .....	6-1
5 Players in Double Figures .....	3-1
5+ Players in Double Figures .....	1-0
When shooting 50 percent or higher .....	1-0
When shooting less than 50 percent .....	20-12

## REBOUNDING/TURNOVERS

When outrebounding opponent .....	16-0
When outrebounded .....	4-12
When rebounds are even .....	1-0
When grabbing 10+ offensive reb .....	14-5
When forcing 15+ turnovers .....	12-8
When committing less than 15 turnovers .....	14-9
When committing 15+ turnovers .....	7-3

## Top Scorers (Includes Ties)

Barnum ... @UAPB, UCA, TU, UO, USF, @UK, @LSU, Bama, Ole Miss, @AUB, Tenn	
Carr .....	@LR, K-ST, LU, UF, MIZ, @UGA, MIZ
Daniels .....	CLEM, UF, @Vandy
Spencer ... @UABP, Kent, NAU, Troy, ORU, A-St., CU, LSU, UF, Vandy, @SC, @MSU, TAMU	
Poffenbarger .....	@UK, UF, @MIZ, SC

## Top Rebounders (Includes Ties)

Barnum .....	
@UAPB, UCA, @LR, NAU, CLEM, Troy, @UK, UF, @MIZ, Vandy, @LSU, Bama, Ole Miss, @Vandy, MIZ, @UGA	
Carr .....	NAU, TAMU
Daniels .....	LSU, Ole Miss, Tenn
Langerman .....	SC
Poffenbarger ... TU, @LR, CLEM, ORU, LU, A-St., CU, UO, USF, UF, @AUB, @UGA, @MSU, MIZ	
Spencer .....	Kent, K-ST
Team .....	@SC
Wolfenbarger .....	LSU, Tenn

## Months

November .....	8-0
December .....	5-3
January .....	4-4
February .....	3-4
March .....	1-1



fifth collegiate season with 146 starts  
 → Was on fire against Missouri in the opening round of the SEC Tournament, logging a career-high 34 points off 11-of-14 shooting and a career-high six 3-pointers. Also was a perfect 6-of-6 from the free throw line. Limited to just four points in the next game vs. South Carolina  
 → Her 34 points was the first 30-point game scored by a Razorback in the SEC Tournament since **Alexis Tolefree's** 30 against Auburn in 2020  
 → With 77 3-pointers, she is No. 9 for individual season triples at Arkansas  
 → Reached double digits in scoring 19 times this season and has led the team in points in seven different contests (including ties)  
 → Named to the Paradise Jam All-Tournament Team, averaging 14.7 points and 5.0 rebounds per game  
 → SEC statistical rankings: first in 3-point attempts (224), fourth in 3-pointers made per game (2.33) and fifth in 3-point percentage (.344)  
 → NCAA statistical rankings: 28th in 3-point attempts and 43rd in total 3-pointers (77)  
 → Among active NCAA players, holds 11th most made 3-pointers (303) and 62nd most points (1,701)  
 → An overall well-rounded player, **Carr** can shoot, attack the basket to get to her midrange, rebound and lead as a veteran player  
 → Averaged double digits, or near to it, all four years thus far with 9.8 PPG as a freshman and sophomore at Kansas State and a career-high 15.2 points and 4.9 rebounds per game as a junior. In her one year at Syracuse, averaged 11.7 points and 4.6 boards per game, while leading the team in 3-pointers (60) and shooting 36.3 percent from deep

## TAKING ONE FOR THE TEAM

→ Being told to play in a position you have never played before is quite tough, especially as a freshman in college, but **Jersey Wolfenbarger** handled that task with ease  
 → **Wolfenbarger** played down low in just about every start last season, setting her up to play against some of the best bigs in the country  
 → Delivered 16 minutes vs. No. 1/1 South Carolina, where she had two points, one rebound and a block  
 → Huge off the bench against Texas A&M, logging nine points, three rebounds and one steal in 17 minutes. She had a 7-0 run on her own in the first quarter to get Arkansas rolling  
 → Started in three games this season with one of those starts coming against Arkansas State, where she logged a season-high 15 points off 4-of-8 shooting with six boards  
 → Averaged 9.3 points, 8.0 rebounds and 2.7 blocks per game during that three-game stretch she started (ORU, Lamar and A-State)  
 → Last season, averaged 7.6 points, 4.3 rebounds and 0.9 blocks per game and named to the All-SEC Freshman Team  
 → Double-doubled twice last season with 12 points/11 rebounds at Missouri and 12 points/10 boards at Texas A&M  
 → High school accolades: McDonald's All-American, two-time Arkansas Gatorade Player of the Year, No. 7 overall recruit in the country and No. 1 wing player in ESPN HoopGurlz, Naismith HS Player of the Year and FIBA U19 World Cup medalist

## THE GLUE

→ **Rylee Langerman** is a hustler and team player. She is willing to do the dirty work or anything her team needs to win  
 → Often called "the glue girl" and a player everyone needs on a team to be successful  
 → Hustle-type or game-changing type plays are called "Rylees"

→ Led the team with seven rebounds vs. No. 1/1 South Carolina, while logging over 18 minutes  
 → The 3-pointer she logged at start of the fourth quarter against Missouri was huge in the Razorbacks' momentum, ending game with three points, four rebounds and two steals  
 → Her stats don't always show up on the box score, but if there's a loose ball, a ball going out of bounds or a tie-up, you can bet she's involved  
 → Leads the bench in minutes with 17.5 per game  
 → Registered second career double-digit scoring contest with 10 points, five boards and four steals against Tulsa  
 → **Langerman** was named to the 2023 and 2022 SEC Community Service Team. She is a role model in the NWA community and beyond, as well as a positive light to those also affected by Alopecia  
 → Also a CSC Academic All-District recipient  
 → Averaged 3.2 points and 3.7 rebounds across 19.2 minutes per game last season

## NICE, YET INTIMIDATING

→ **Maryam Dauda** is primed to be one of the top bigs in the SEC in the near future. The scariest thing about her is she can not only take care of business down low, but she can shoot 3-pointers and make them too  
 → Delivered big minutes vs. Missouri in the opening round of the SEC Tournament. She logged five offensive boards with two points, three assists and two blocks in 18 minutes  
 → Followed that up with nine minutes played against No. 1/1 South Carolina, in which she had a putback basket  
 → Performed well against top competition, delivering five points, three boards and two blocks at No. 1/1 South Carolina and matched a career-high 11 points, while also tallying four rebounds, two assists and two blocks in 13 minutes at No. 3/4 LSU  
 → Registered a 3-pointer in six games and at least one block in 13  
 → Recovered from an ACL injury she suffered from in high school last season  
 → Was a top player out of high school, as the No. 13 player in the country according to ESPN HoopGurlz. She was also a McDonald's All-American

## SE OKLAHOMA'S BEST KEPT SECRET

→ **Emrie Ellis** was a key component to last year's freshman class, logging a handful of minutes off the bench  
 → Played 6.5 minutes against Missouri and nearly three minutes vs. No. 1/1 South Carolina in the SEC Tournament  
 → Best game of the season came vs. Texas A&M, logging

## BY THE NUMBERS

**1,405** Makayla Daniels is No. 12 on the all-time career scoring list at Arkansas with 1,405 points. She needs 36 more points to move up to No. 11 (1,441)

**193** Saylor Poffenbarger has 193 defensive rebounds this season, which is a new individual season program record she earned in the SEC Tournament Quarterfinals vs. South Carolina. She broke the previous record held by Lauren Ervin, who had 190

**26** Arkansas is in its 26th postseason appearance in 47 seasons. The Razorbacks' WNIT/NWIT/AIAW appearance is the 13th for Arkansas

**21** The team clinched a 20-win season in their final regular season game with a 78-65 victory over Texas A&M 20 wins. The victory gave Mike Neighbors his third 20-win season at Arkansas and 22nd in school history

## GAME-BY-GAME STARTERS IN 2022-23 (ALPHABETICAL)

OPPONENT	1	2	3	4	5
UAPB	Barnum	Carr	Daniels	Poffenbarger	Spencer
Central Arkansas	Barnum	Carr	Daniels	Poffenbarger	Spencer
Tulsa	Barnum	Carr	Daniels	Poffenbarger	Spencer
Kent State	Barnum	Carr	Daniels	Poffenbarger	Spencer
Little Rock	Barnum	Carr	Daniels	Poffenbarger	Spencer
Northern Arizona	Barnum	Carr	Daniels	Poffenbarger	Spencer
Clemson	Barnum	Carr	Daniels	Poffenbarger	Spencer
Kansas State	Barnum	Carr	Daniels	Poffenbarger	Spencer
Troy	Barnum	Carr	Daniels	Poffenbarger	Spencer
Oral Roberts	Barnum	Carr	Poffenbarger	Spencer	Wolfenbarger
Lamar	Barnum	Carr	Poffenbarger	Spencer	Wolfenbarger
Arkansas State	Barnum	Carr	Poffenbarger	Spencer	Wolfenbarger
Creighton	Barnum	Carr	Daniels	Poffenbarger	Spencer
Oregon	Barnum	Carr	Daniels	Poffenbarger	Spencer
USF	Barnum	Carr	Daniels	Poffenbarger	Spencer
LSU	Barnum	Carr	Daniels	Poffenbarger	Spencer
Kentucky	Barnum	Carr	Daniels	Poffenbarger	Spencer
Florida	Barnum	Carr	Daniels	Poffenbarger	Spencer
Missouri	Barnum	Carr	Daniels	Poffenbarger	Spencer
Vanderbilt	Barnum	Carr	Daniels	Poffenbarger	Spencer
LSU	Barnum	Carr	Daniels	Poffenbarger	Spencer
South Carolina	Barnum	Carr	Daniels	Poffenbarger	Spencer
Alabama	Barnum	Carr	Daniels	Poffenbarger	Spencer
Ole Miss	Barnum	Carr	Daniels	Poffenbarger	Spencer
Auburn	Barnum	Carr	Daniels	Poffenbarger	Spencer
Vanderbilt	Barnum	Carr	Daniels	Poffenbarger	Spencer
Missouri	Barnum	Carr	Daniels	Poffenbarger	Spencer
Tennessee	Barnum	Carr	Daniels	Poffenbarger	Spencer
Georgia	Barnum	Carr	Daniels	Poffenbarger	Spencer
Mississippi State	Barnum	Carr	Daniels	Poffenbarger	Spencer
Texas A&M	Barnum	Carr	Daniels	Poffenbarger	Spencer
Missouri	Barnum	Carr	Daniels	Poffenbarger	Spencer
South Carolina	Barnum	Carr	Daniels	Poffenbarger	Spencer

seven points, three rebounds and two blocks in 12 minutes off the bench against Texas A&M  
→ Has averaged 9.0 minutes per game in last seven game appearances

→ Registered five points off a perfect 1-of-1 shooting from 3-point and two free throws against Florida. Her first of two free throws elevated the Razorbacks to 100 points

→ **Ellis** saw a lot of time on the court as a rookie, appearing off the bench in 27 games to average 2.9 points, 2.1 rebounds, 0.8 blocks and 10.8 minutes per game

→ Her career-best game came when the team needed her the most against Auburn last season, tallying 11 points and five boards in the thrilling win

## VETERAN PRESENCE

→ The team has three players who have been on the team for 4+ years

→ Those three student-athletes are **Erynn Barnum**, **Makayla Daniels** and **Avery Hughes**

→ **Hughes** is a former walk-on, she earned a scholarship ahead of last season. She became the first walk-on for **Coach Neighbors** and staff at Arkansas. She logged a season-high four points against Troy and has appeared in 12 games this year, including on Senior Day  
→ She also appeared in 14 games last year and is known for being one of the hardest workers on the team

## THE FRESHIES

→ The Razorbacks have two true freshmen on the roster

→ **Karley Johnson** was the lone member of the fall signing class and has appeared in eight games, logging her first collegiate point off a free throw shot at Little Rock

→ **Johnson** is McDonald's All-American nominee and four-time Oklahoman's Super 5 Honorable Mention choice

→ **Loren Lindsey** is a 5-11 local product by way of Fayetteville High School. She joins the team as a walk-on

→ **Lindsey** has appeared in seven games

## WE LOVE SASHA

→ **Sasha Goforth** has made the decision to sit out from playing basketball this season. She is redshirting during the 2022-23 season and is still on scholarship, engages in team activities and supports the players and coaches on the bench

→ During the fall semester, she earned a 4.0 GPA with 18 credit hours as a human development & family sciences major

→ Last season after transferring from Oregon State, Goforth was the only Hog to start in all 32 games. She logged 11.5 points, 4.8 rebounds and 2.1 blocks per game last season

## SEC SAYLOR

→ **Saylor Poffenbarger** has won SEC Freshman of the Week five times this season, with her first two honors coming in back-to-back weeks and the most recent two also coming on consecutive weeks

→ Her five weekly honors is the most among freshmen

→ The fifth award she won was against Vanderbilt with 13 points and five boards

→ She had her fourth weekly award after averaging 20.0 points and 7.0 rebounds in Arkansas' big wins vs. Florida and Missouri. She logged a career-high 24 points at Mizzou

→ The first time, she won the award following an impressive showing at the Paradise Jam, averaging 12.3 points, 6.7 rebounds, 3.0 assists and 1.0 steal per game, while being instrumental to the team's Paradise Jam Reef Tournament Championship

→ Her second honor came after averaging a near double-double of 11.5 points and 8.0

rebounds per game across the team's wins over Troy (87-70) and Oral Roberts (92-58)

→ The third award came after her third double-double of the season in Arkansas' huge road win at No. 16 Creighton, where she recorded 16 points and 11 rebounds

## BACKCOURT MATES

→ **Samara Spencer** and **Makayla Daniels** can be looked at as one of the top point guard duos in the country

→ Together this year, the two are averaging a combined 27.3 PPG, 7.6 RPG and 7.2 APG

→ The two have combined for 47 double digit scoring games and 10 20+-point contests

→ Last season, they combined for 39 double digit scoring games and eight 20+ point contests

## CLEAN GAME

→ The team has been limiting turnovers to 13.6 per game, which is second in the SEC

→ Arkansas has committed less than 15 turnovers in 24 games

→ The Razorbacks logged just five turnovers against Tennessee, a season's best

## GETTING TO THE LINE

→ Arkansas is sixth in the country in free throw attempts (23.36) and No. 13 in free throw makes per game (15.73)

→ The Razorbacks are No. 2 in attempts and makes in the SEC

→ Coming off a superb performance at the line against Missouri in the SEC Tournament, shooting 23-of-27 from the line

→ Arkansas went to the line a season-high 39 times at Auburn

## DRIP, DRIP, SPLASH

→ One thing about Arkansas women's basketball that hasn't changed is the team's ability to shoot from the outside

→ Arkansas is leading the SEC in 3-point attempts per game (27.2), which is 10th in the country

→ The team is also second in the SEC in 3-pointers per game (8.2), which is 27th in the NCAA

→ Arkansas' 897 3-point attempts is the second most in a single season in program history and 271 total 3-pointers is the third most

→ For the single-season record for 3-point attempts in a season, Arkansas needs 26 more (922 from 2018-19 is the record)

→ The Razorbacks have launched 10+ 3-pointers in 11 games this year with a season-high 13 vs. Texas A&M, ninth most in a single game in school history

## DEFENSIVE IMPROVEMENTS

→ Arkansas has improved on defense from last season

→ The team holds opponents to a defensive field goal percentage of 38.2 (fifth in the SEC)

→ Broke a new record in defensive points allowed with 33 against Missouri the second time, holding the Tigers to 28.3 percent (1)

→ Held Missouri to a then season-low 55 points off 29 percent shooting from the field in the first meeting

→ The Razorbacks held Lamar to just 17 second-half points off 17.2 percent shooting to hold the Cardinals to 50 points, which is tied with Kentucky's 50 for a season's best for the Razorbacks on defense

→ Held a hot-shooting Creighton team to 22.9 percent from 3-point (8-for-35) and 33.3 percent from the field (23-for-66)

→ Last season, Arkansas' defense held opponents to 66.5 points per game (11th in the SEC, 242nd in NCAA) and a 39.6 field goal percentage (seventh in SEC, 160th in NCAA)

## TALLER BALLERS

→ Six of the 12 Razorback players are above 6 feet

→ Arkansas fans can see a lineup consist of four players above 6-0 on the roster

## ALL-AMERICAN TALIAH

→ **Taliah Scott** was announced as a McDonald's All-American. She becomes one of six Arkansas signees under the **Mike Neighbors** era at Arkansas to be named an All-American

→ Was also named Florida Gatorade Player of the Year

→ Averaged 36.2 points, 9.2 rebounds, 4.8 assists and 3.0 steals per game during her senior year. Her scoring average is fourth in the country

→ Put up 47 points in the 2A state semifinals, knocking down 11 3-pointers

→ Named to the Jersey Mike's Naismith High School Girls Midseason Team, one of 25, as well as a McDonald's All-American Game nominee

→ She surpassed 2,000 points in her high school career, playing at Saint John's Country Day School

## CLASS OF 2023 SIGNEES

→ The Razorbacks added two talented players on National Signing Day and three more papers came through on Wednesday, Nov. 16

→ This class was ranked No. 14 prior to Signing Day, according to ESPN

→ **Maryn Archer** is from Derby, Kansas and is ranked by Prep Girls as the 29th-ranked player in the nation. She is a sharpshooter and will add depth to the Razorbacks' backcourt. She has enrolled early and can be seen on the bench this season

→ **Jenna Lawrence** will stay in Northwest Arkansas with this 6-3 forward getting ready to eclipse 2,000 points in her high school career. She is a four-star recruit and currently ranked No. 61 in the 2023 HoopGurlz Recruiting Rankings. **Lawrence** was also named as a McDonald's All-American game nominee

→ **Taliah Scott** is listed as the No. 11 player in the country, according to the 2023 HoopGurlz Recruiting Rankings and is a consensus 5-star guard out of North Florida. She just surpassed 2,000 points in her high school career early this week (12/5)

→ **Carly Keats** is a junior college product from Jones College and averaged 14.2 points and 4.0 assists per game as a senior in high school

→ **Cristina Sanchez** is just the seventh ever international signee in Arkansas women's basketball history. She is a member of the Spanish National Team



2022 Paradise Jam Reef Champions

# WNIT TOURNAMENT RECORDS

## INDIVIDUAL GAME

Most Points Scored .....	37, Chelsea Dungee vs. Houston, 3/21/19
Most Field Goals .....	12, Sarah Pfeifer vs. Arkansas State, 3/21/05; 12, Wendi Willits vs. Oklahoma, 3/14/99
Best Field Goal Percentage [10 min.] .....	.692 (9-13), Lonniya Bragg vs. Drake, 3/20/99
.....	1.000 (9-9), Lonniya Bragg vs. Georgia Tech, 3/21/00
Most Free Throws .....	15, Chelsea Dungee vs. Houston, 3/21/19
Best Free Throw Percentage [5 min.] .....	.889 (8-9), Wendi Willits vs. Missouri, 3/18/00
.....	.882 (15-17) Chelea Dungee vs. Houston, 3/21/19
Most Three-Point FGs .....	7, Wendi Willits vs. Oklahoma, 3/14/99
Best 3 Point Percentage [5 min.] .....	.833 (5-6), Alexis Tolefree vs. UAB, 3/24/19
Most Rebounds .....	14, Sarah Watkins vs. Lamar, 3-17-11
Most Assists .....	11, Amy Wright vs. Northwestern State, 3/12/99
Most Steals .....	5, Dominique Wilson vs. Tulane, 3/24/13, Chrisstasia Walter at Oral Roberts, 3/23/11
.....	& Whitney Jones vs. Oklahoma State, 3/23/09
Most Blocked Shots .....	5, Kiara Williams vs. Houston, 3/21/19

## TEAM-GAME

Most Points Scored .....	100 vs. UAB, 3/24/19
Least Points Scored .....	48, vs. Tulane (3/24/13)
Most Points Allowed .....	98, at Arkansas State (3/21/05)
Least Points Allowed .....	48, vs. UNLV (3/18/05)
Largest Margin of Victory .....	+48 (100-52) vs. UAB (3/24/19)
Largest Margin of Defeat .....	-21 (62-83), vs. Florida (3/25/99)
Most Field Goals .....	37 vs. UAB (3/24/19)
Most Field Goal Att. ....	75, at Arkansas State (3/21/05)
Best Field Goal Percentage .....	.538 (28-52), vs. Georgia Tech (3/21/00)
Worst Field Goal Percentage .....	.286 (16-56), vs. Tulane (3/24/13)
Best Opponent Field Goal Percentage. ...	.567 (34-60), vs. Florida (3/25/00)
Worst Opponent Field Goal Percentage. ...	.339 (20-59), vs. UNLV (3/18/05)
Most Free Throws .....	28 vs. Houston (3/21/19)
Most Free Throw Attempts ..	42, vs. Oklahoma (3/14/99)
Best Free Throw Percentage. ....	.824 (28-34) vs. Houston (3/21/19)
Worst Free Throw Percentage. ....	.538 (14-26), vs. Tulane (3/24/13)
Most Three-Point FGs .....	15 vs. UAB (3/24/19)
Most Three-Point Attempts .....	30 vs. UAB (3/24/19)
Best Three-Point Percentage .....	.500 (15-30) vs. UAB (3/24/19)
.....	.500 (13-26), vs. Lamar (3/17/11)
Worst Three-Point Percentage .....	.143 (1-7), vs. UNLV (3/18/05)
Best Opponent Three-Point Percentage...	.500 (7-14), vs. Florida (3/25/00)
Worst Opponent Three-Point Percentage....	.083 (1-12), vs. UNLV (3/18/05)
Most Rebounds .....	59, vs. Lamar (3/17/11)
Fewest Rebounds .....	29, vs. Florida (3/25/00) & vs. GTU (3/21/00)
Most Opponent Rebounds ...	46, Missouri (3/18/00) & vs. Wisconsin (3/23/99)
Least Opponent Rebounds .....	22, at ORU (3/23/11)
Highest Rebound Margin .....	+23, Lamar (3/17/11)
Lowest Rebound Margin ...	-15, vs. Wisconsin (3/23/99)
Most Assists .....	23, Lamar (3/17/11)
Most Turnovers .....	24, vs. Georgia Tech (3/21/00)

Least Turnovers .....	10 at Missouri State (3/20/11) & at Kansas (3/26/09)
Most Opponent Turnovers .....	32, vs. Drake (3/20/99)
Lowest Opponent Turnovers .....	12, Lamar (3/17/11)
Highest Turnover Margin .....	+16, vs. Drake (3/20/99)
Lowest Turnover Margin ...	-1, vs. Lamar (3/17/11) & vs. Georgia Tech (3/21/00)
Most Steals .....	16, vs. Oklahoma State (3/23/09)
Most Blocked Shots .....	9, Lamar (3/17/11)
Most Fouls .....	32, at Arkansas State (3/21/05)

## ALL POSTSEASON TOURNAMENTS

NCAA Tournaments .....	13 appearances, 14-13
WNIT Tournament .....	7 appearances, 16-6
NWIT Tournament .....	2 appearances, 4-2
AIAW Tournament .....	3 appearances, 3-3
By the Round	
First Round .....	15-4 (NCAA: 7-3; WNIT: 7-0; NWIT: 2-0; AIAW: 1-2)
Second Round ...	7-9 (NCAA: 4-4; WNIT: 3-3; NWIT: 1-1; AIAW: 0-1)
Third Round .....	7-2 (NCAA: 2-2; WNIT: 3-0; NWIT: 1-1; AIAW: 1-0)
Fourth Round .....	2-3 (NCAA: 1-1; WNIT: 1-2; AIAW: 0-1)
Fifth Round .....	1-1 (NCAA: 0-1; WNIT: 1-0)
Consecutive Wins in Opening Game .....	13 (12 1st & 2nd rounds in 1991)

## WNIT ALL-TOURNAMENT TEAM

1996 .....	Kim Wilson
1999 .....	Sytia Messer
2000 .....	Lonniya Bragg

## WNIT RESULTS

### 2019

DATE	OPPONENT	RESULT	SITE	ROUND
March 21	Houston	88-80 (OT)	Fayetteville, Ark.	First
March 24	UAB	100-52	Fayetteville, Ark.	Second
March 28	TCU	78-82	Fayetteville, Ark.	Third

### 2013

DATE	OPPONENT	RESULT	SITE	ROUND
March 21	Memphis	67-57	Fayetteville, Ark.	First
March 24	Tulane	48-60	Fayetteville, Ark.	Second

### 2011 (EXPANDED TO 64 TEAMS IN 2010)

DATE	OPPONENT	RESULT	SITE	ROUND
March 17	Lamar	91-65	Fayetteville, Ark.	First
March 20	Missouri State	65-64	Springfield, Mo.	Second
March 23	Oral Roberts	78-59	Tulsa, Okla.	Third
March 27	Illinois State	49-60	Normal, Ill.	Quarters

### 2009

DATE	OPPONENT	RESULT	SITE	ROUND
March 23	Oklahoma State	61-60 (OT)	Fayetteville, Ark.	Second*
March 26	Kansas	59-75	Lawrence, Kan.	Third

\*Arkansas had a bye in the first round

### 2005

DATE	OPPONENT	RESULT	SITE	ROUND
March 18	UNLV	61-48	Fayetteville, Ark.	First
March 21	Arkansas State	84-98	Jonesboro, Ark.	Second

### 2005

DATE	OPPONENT	RESULT	SITE	ROUND
March 15	Wichita State	83-63	Fayetteville, Ark.	First
March 18	Missouri	89-88 (OT)	Fayetteville, Ark.	Second
March 21	Georgia Tech	78-67	Fayetteville, Ark.	Quarters
March 25	Florida	62-83	Fayetteville, Ark.	Semis

### 1999 -- WNIT CHAMPION

DATE	OPPONENT	RESULT	SITE	ROUND
March 12	Northwestern State	78-60	Fayetteville, Ark.	First
March 14	Oklahoma	97-93 (OT)	Fayetteville, Ark.	Second
March 17	Rice	76-70	Fayetteville, Ark.	Quarters
March 20	Drake	80-56	Fayetteville, Ark.	Semis
March 23	Wisconsin	67-64	Fayetteville, Ark.	Finals

### NWIT

All games played at the Amarillo Civic Center, Amarillo, Texas

### 1996

DATE	OPPONENT	RESULT	SITE	ROUND
March 21	Princeton	83-51	Amarillo, Texas	First
March 22	Arizona	80-77	Amarillo, Texas	Semifinals
March 23	LSU	63-91	Amarillo, Texas	Third Place

### 1987 -- NWIT CHAMPION

DATE	OPPONENT	RESULT	SITE	ROUND
March 19	Montana	82-74	Amarillo, Texas	First
March 20	Providence	101-91	Amarillo, Texas	Semifinals
March 21	California	112-80	Amarillo, Texas	Championship

### AIAW

### 1982 -- AIAW SWEET 16

DATE	OPPONENT	RESULT	SITE	ROUND
March 11	Oklahoma City	78-67	Lubbock, Texas	SW Regional
March 12	Wayland Baptist	57-61	Lubbock, Texas	SW Regional
March 13	New Orleans	76-74	Lubbock, Texas	SW Regional
March 21	California	62-66	Berkeley, Calif.	Western Sectional

### 1981

DATE	OPPONENT	RESULT	SITE	ROUND
March 14	Oral Roberts	57-59	Tulsa, Okla.	SW Regional

### 1980

DATE	OPPONENT	RESULT	SITE	ROUND
March 6	Texas Tech	46-74	Baton Rouge, La.	SW Regional



## WNIT INDIVIDUAL AND TEAM TOP 5

### INDIVIDUAL

#### POINTS

37	Chelsea Dungee	Houston	3/21/19
35	Wendi Willits	Oklahoma	3/14/99
26	Christasia Walter	Oral Roberts	3/23/11
26	Sarah Pfeifer	Arkansas State	3/21/05
25	Sarah Watkins	Lamar	3/17/11
25	Wendi Willits	Missouri	3/18/00

#### FIELD GOALS

12	Sarah Pfeifer	Arkansas State	3/21/05
12	Wendi Willits	Oklahoma	3/14/99
10	Chelsea Dungee	Houston	3/21/19
10	Sarah Watkins	Lamar	3/17/11

#### FIELD GOAL ATTEMPTS

22	C'eira Ricketts	Missouri State	3/20/11
22	Wendi Willits	Oklahoma	3/14/99
21	Sarah Watkins	Lamar	3/17/11
19	Chelsea Dungee	Houston	3/21/19
19	C'eira Ricketts	Oklahoma State	3/23/09

#### FREE THROWS MADE

15	Chelsea Dungee	Houston	3/21/19
8	Whitney Jones	Oklahoma State	3/23/09
8	Wendi Willits	Missouri	3/18/00
8	Wendi Willits	Wichita State	3/15/00
8	Sytia Messer	Oklahoma	3/14/99

#### FREE THROWS ATTEMPTED

17	Chelsea Dungee	Houston	3/21/19
10	Jhasmin Bowen	Tulane	3/24/13
10	Sytia Messer	Oklahoma	3/14/99
9	Sarah Watkins	Illinois State	3/27/11
9	Whitney Jones	Oklahoma State	3/23/09

#### FREE THROW PERCENTAGE

1.000	Wendi Willits (8-8)	Wichita State	3/15/00
.882	Chelsea Dungee (15-17)	Houston	3/21/19
.833	Chelsea Dungee (5-6)	TCU	3/28/19
.833	Chelsea Dungee (5-6)	UAB	3/24/19
.700	Jhasmin Bowen (7-10)	Tulane	3/24/13

#### THREE POINTERS MADE

7	Wendi Willits	Oklahoma	3/14/99
5	Alexis Tolefree	UAB	3/24/19
5	Christasia Walter	Oral Roberts	3/23/11

#### THREE POINTERS ATTEMPTED

16	Wendi Willits	Oklahoma	3/14/99
13	Christasia Walter	Oral Roberts	3/23/11
9	Christasia Walter	Illinois State	3/27/11
8	Christasia Walter	Lamar	3/17/11
8	Sarah Watkins	Lamar	3/17/11
8	Lyndsay Harris	Oklahoma State	3/23/09

#### REBOUNDS

14	Sarah Watkins	Lamar	3/17/11
13	Ashley Daniels	Lamar	3/17/11
13	Kamara Stancle	Wisconsin	3/23/99
12	Sarah Pfeifer	Arkansas State	3/21/05
11	Quistelle Williams	Memphis	3/21/13

#### ASSISTS

11	Amy Wright	Northwestern State	3/12/99
10	Amy Wright	Wichita State	3/15/00
7	C'eira Ricketts	Oral Roberts	3/23/11
7	C'eira Ricketts	Lamar	3/17/11
7	Kristin Peoples	UNLV	3/19/05
7	Amy Wright	Florida	3/25/00
7	Amy Wright	Oklahoma	3/14/99

#### STEALS

5	Dominique Wilson	Tulane	3/24/13
5	Christasia Walter	Oral Roberts	3/23/11
4	Jailyn Mason	Houston	3/21/19
4	Yashira Delgado	Illinois State	3/23/11
4	Lyndsay Harris	Oklahoma State	3/23/09
4	Whitney Jones	Oklahoma State	3/23/09
4	C'eira Ricketts	Oklahoma State	3/23/09
4	Lakishia Harper	Missouri	3/18/00
4	Amy Wright	Wichita State	3/15/00
4	Amy Wright	Northwestern State	3/12/99

#### BLOCKED SHOTS

5	Whitney Jones	Oklahoma State	3/23/09
4	Sarah Watkins	Lamar	3/17/11
3	Lakishia Harper	Missouri	3/18/00

### TEAM

#### POINTS SCORED

100	UAB	3/24/19
97	Oklahoma	3/14/99
91	Lamar	3/17/11
89	Missouri	3/18/08
88	Houston	3/21/1

#### FIELD GOALS

37	UAB	3/24/19
35	Lamar	3/17/11
34	NW State	3/12/99
33	Oklahoma	3/14/99
32	Arkansas State	3/21/05

#### FIELD GOALS ATTEMPTED

75	Arkansas State	3/21/05
74	Lamar	3/17/11
73	Oklahoma State	3/23/09
72	UAB	3/24/19
71	Oklahoma	3/14/99

#### FREE THROWS

28	Houston	3/21/19
23	Oklahoma	3/14/99
20	Missouri	3/18/00
18	Georgia Tech	3/21/00
18	Rice	3/17/99

#### FREE THROWS ATTEMPTED

42	Oklahoma	3/14/99
34	Houston	3/21/19
32	Missouri	3/18/00
26	Tulane	3/24/13
26	Lamar	3/17/11

#### THREE POINTERS

15	UAB	3/24/19
10	TCU	3/28/19
8	Lamar	3/17/11
8	Oklahoma	3/14/99
7	Memphis	3/21/13
7	UNLV	3/19/05
7	Missouri	3/18/00

#### THREE-POINTERS ATTEMPTED

30	UAB	3/24/19
28	Lamar	3/17/11
26	Oklahoma State	3/23/09
21	TCU	3/28/19
21	Illinois State	3/27/11

#### REBOUNDS

59	Lamar	3/17/11
52	UAB	3/24/19
48	Missouri State	3/20/11
44	Memphis	3/21/13
44	Arkansas State	3/21/05

#### ASSISTS

23	Lamar	3/17/11
21	NW State	3/12/99
19	Wichita State	3/15/00
17	Wisconsin	3/23/99
17	Oklahoma	3/14/99

#### STEALS

16	Oklahoma State	3/23/09
13	Tulane	3/24/13
13	Missouri	3/18/00
12	Wichita State	3/15/00
12	NW State	3/12/99

#### BLOCKED SHOTS

9	Lamar	3/17/11
6	Houston	3/21/19
6	Oklahoma State	3/23/09
6	Missouri	3/18/00
5	TCU	3/28/19
5	NW State	3/12/99

#### WNIT TOURNAMENT NOTES

Appearances	7
Most Recent	2019
Record	16-6

#### OVERTIME GAMES

March 21, 2019  
Houston W, 88-80 Fayetteville First Round

March 23, 2009  
Okla. State W, 61-60 Fayetteville Second Round

March 18, 2000  
Missouri W, 89-88 Fayetteville Second Round

March 14, 1999  
Oklahoma W, 97-93 Fayetteville Second Round

# RECORDS TO WATCH

## CAREER POINTS

1	Bettye Fiscus (81–85)	2,073
2	Shameka Christon (00–04)	1,951
3	Chelsea Dungee (19–21)	1,903
4	Jessica Jackson (14–17)	1,865
5	Delmonica DeHorney (87–91)	1,785
...		
10	Christy Smith (94–98)	1,459
11	Karyn Karlin (96–00)	1,441
12	<b>Makayla Daniels</b>	<b>1,405</b>
13	Tracy Webb (83–87)	1,403
14	Sarah Watkins (10–13)	1,386
...		
30	Kim Bunge (79–83)	1,047
31	Lonniya Bragg (97–01)	1,036
32	<b>Erynn Barnum</b>	<b>1,034</b>

## CAREER REBOUNDS

1	Shelly Wallace (85–89)	1,013
2	Bettye Fiscus (81–85)	785
3	Jessica Jackson (14–17)	750
4	Melissa Wolff (13–16)	729
5	Ashley Daniels (09–10)	715
...		
23	Kiara Williams (16–20)	557
24	<b>Erynn Barnum</b>	<b>549</b>
24	Quistelle Williams (10–13)	548
26	Kelly Johnson (92–96)	534
27	Monica Van Parys (78–82)	527
28	Cali Berna (12–15)	512

## SEASON DEFENSIVE REBOUNDS

1	<b>Saylor Poffenbarger (22-23)</b>	<b>193</b>
2	Lauren Ervin (06–07)	190
3	Melissa Wolff (14–15)	150
4	Ashley Daniels (10–11)	150
5	Cali Berna (14–15)	147
6	Devin Cosper (17–18)	144
7	Whitney Jones (08–09)	144
...		
20	Whitney Jones (07–08)	129
<b>Outside looking in: Erynn Barnum</b>		<b>127</b>

## SEASON FREE THROW ATTEMPTS

1	Chelsea Dungee (18–19)	275
2	Chelsea Dungee (20–21)	224
3	Kelsey Brooks (14–15)	199
4	<b>Erynn Barnum (22-23)</b>	<b>193</b>
5	Chelsea Dungee (19–20)	189
6	Shameka Christon (03–04)	166
7	Kristin Peoples (2004–05)	163
8	<b>Samara Spencer</b>	<b>157</b>
9	Jhasmin Bowen (2014–15)	154
10	C'eira Ricketts (2010–11)	148

## CAREER ASSISTS

1	Amy Wright (98–02)	717
2	Cali Berna (12–15)	667
3	Amber Nicholas (88–92)	538
4	C'eira Ricketts (09–12)	516
5	Christy Smith (94–98)	507
...		
12	Cheryl Orchofski (80–84)	323
13	Juliet Jackson (86–90)	313
14	<b>Makayla Daniels</b>	<b>305</b>
15	Jailyn Mason (16–21)	284
16	India Lewis (99–03)	276
...		
20	Shea Henderson (90–94)	252
<b>Outside looking in: Samara Spencer</b>		<b>234</b>

## CAREER 3-POINTERS

1	Wendi Willits (97–01)	316
2	Lyndsay Harris (09–12)	283
3	Kinberly Wilson (93–97)	267
4	India Lewis (99–03)	267
5	Amber Ramirez (19–22)	261
6	Jessica Jackson (14–17)	198
7	Chelsea Dungee (19–21)	177
8	Alexis Tolefree (18–20)	168
9	<b>Makayla Daniels</b>	<b>169</b>
10	Christy Smith (94–98)	156

## SEASON REBOUNDS

1	Lauren Ervin (07–08)	319
2	Melissa Wolff (14–15)	251
3	Ashley Daniels (10–11)	248
4	Whitney Jones (08–09)	243
5	Kiara Williams (18–19)	243
6	Quistelle Williams (12–13)	231
7	Melissa Wolff (15–16)	228
8	<b>Saylor Poffenbarger (22-23)</b>	<b>220</b>
9	Kiara Williams (17–18)	211
10	Whitney Jones (07–08)	211
11	Ashley Daniels (11–12)	210
12	<b>Erynn Barnum (22-23)</b>	<b>209</b>
13	Taylah Thomas (19–20)	209

## SEASON BLOCKS

1	Delmonica DeHorney (89–90)	83
2	Lauren Ervin (06–07)	76
3	Delmonica DeHorney (90–91)	70
4	Sasha Goforth (21–22)	66
5	Sarah Watkins (11–12)	63
6	Sarah Watkins (03–04)	58
...		
11	Shameka Christon (03–04)	46
12	Jessica Jackson (13–14)	45
13	Sarah Watkins (09–10)	41
14	Sarah Watkins (12–13)	40
15	<b>Saylor Poffenbarger (22-23)</b>	<b>37</b>
16	<b>Erynn Barnum (22-23)</b>	<b>35</b>
17	Shameka Christon (02–03)	35

## CAREER STARTS

1	C'eira Ricketts (09–12)	128
2	Amy Wright (99–02)	125
3	Malica Monk (16–19)	122
4	<b>Makayla Daniels</b>	<b>118</b>
5	Jessica Jackson (14–17)	113
6	Shameka Christon (01–04)	113
7	Bettye Fiscus (1982–85)	110
8	Christy Smith (95–98)	110
9	Cali Berna (11–15)	109
10	Lyndsey Harris (09–12)	107

## SEASON ASSISTS

1	Cali Berna (12–13)	208
2	Cali Berna (13–14)	205
3	Amy Wright (01–02)	205
4	Brittney Vaughn (06–07)	176
5	Cali Berna (14–15)	166
6	Rochelle Vaughn (03–04)	156
7	Lakishia Harper (02–03)	150
8	C'eira Ricketts (11–12)	143
9	<b>Samara Spencer (22-23)</b>	<b>138</b>
10	C'eira Ricketts (09–10)	128
11	Brittney Vaughn (07–08)	128
12	C'eira Ricketts (10–11)	127

## SEASON 3-POINTERS MADE

1	Amber Ramirez (19–20)	106
2	Wendi Willits (98–99)	104
3	Alexis Tolefree (19–20)	91
4	India Lewis (01–02)	89
5	Kimberly Wilson (95–96)	89
7	Lyndsay Harris (10–11)	81
8	Amber Ramirez (21–22)	78
9	<b>Chrissy Carr (22-23)</b>	<b>77</b>
13	Wendi Willits (99–00)	73
14	Lindsay Harris (09–10)	71
16	Chelsea Dungee (18–19)	66
17	Devin Cosper (17–18)	65
18	<b>Makayla Daniels (22-23)</b>	<b>60</b>
<b>Outside Looking in: Samara Spencer</b>		<b>56</b>

## TEAM 3-POINT FG MADE

1	2019–20	314 (32 games)
2	2018–19	296 (37 games)
4	<b>2022-23</b>	<b>271 (33 games)</b>
3	2020–21	267 (28 games)
5	2021–22	258 (32 games)
6	2017–18	237 (31 games)
7	2005–06	202 (29 games)
8	2000–01	202 (33 games)
9	2008–09	200 (32 games)
10	1998–99	198 (34 games)

## TEAM 3-POINT FG ATTEMPTS

1	2018–19	922 (37 games)
2	<b>2022-23</b>	<b>897 (33 games)</b>
3	2017–18	826 (31 games)
4	2021–22	809 (32 games)
5	2019–20	808 (32 games)
6	2008–09	658 (28 games)
7	2020–21	636 (28 games)
8	2005–06	604 (29 games)
9	2000–01	593 (33 games)
10	2011–12	580 (33 games)



## HOMEGROWN HOGS

**ERYNN BARNUM**  
R-SR. | F | LITTLE ROCK, ARKANSAS

**LOREN LINDSEY**  
FR. | G | FAYETTEVILLE, ARKANSAS

**AVERY HUGHES**  
SR. | G | BENTONVILLE, ARKANSAS

**JERSEY WOLFENBARGER**  
SO. | G/F | FORT SMITH, ARKANSAS

**MARYAM DAUDA**  
R-FR. | F | BENTONVILLE, ARKANSAS

- The Hogs' roster is Arkansas heavy, and that starts from the top down, as Head Coach Mike Neighbors, a University of Arkansas Alum, was born and raised in Greenwood, Arkansas
- Erynn Barnum, now in her redshirt senior season, is the oldest of the Arkansas clan. Barnum was playing the best basketball of her career last season during the non-conference slate until an injury sidelined her for a large portion of the SEC slate. In her nine appearances during non-conference play, Barnum averaged 11.2 points and 5.9 rebounds per game
- Loren Lindsey is a true freshman out of Fayetteville High School. She has joined the team as a walk-on after a successful career with the Bulldogs
- Senior Avery Hughes of Bentonville was the first walk-on of the Neighbors era at Arkansas and was put on scholarship prior to last season. She played in 14 games off the bench
- Jersey Wolfenbarger is one of the highest recruited players in the program's history. The 6-5 wing ranked No. 7 in the 2021 Hoopgurlz rankings was the Arkansas Gatorade Player of the Year twice in a row. She was named to the SEC All-Freshman Team and started in 23 contests
- After having to sit out last season with an ACL injury, Maryam Dauda is destined for a great year. She was a McDonald's All-American and Jordan Brand Classic Invitee and was ranked as the top-ranked post player in the ESPN Hoopgurlz rankings
- Not pictured: Sasha Goforth (redshirting) started all 32 games, averaging 11.5 points, 4.8 rebounds and 2.1 blocks per game last year



## OKLAHOMIES

**RYLEE LANGERMAN**  
JR. | G | NORMAN, OKLAHOMA

**KARLEY JOHNSON**  
FR. | G | MUSTANG, OKLAHOMA

**EMRIE ELLIS**  
SO. | F | VANOSS, OKLAHOMA

- On the Arkansas women's basketball roster, 75 percent are either from Arkansas or its bordering state of Oklahoma
- Rylee Langerman out of Norman, Oklahoma is the eldest of the Oklahoma bunch, going into her junior year. She played in all 32 games with seven starts, averaging 3.2 points and 3.7 rebounds per game

- Emrie Ellis appeared in 27 games last season to tally 2.9 points and 2.1 boards per game along with 22 blocks. Ellis is from Vanoss, a small town in the southeastern part of the state
- Karley Johnson is a true freshman and product of Mustang, just southwest of Oklahoma City. She was a McDonald's All-American nominee
- Not pictured: Ashlyn Sage (redshirting), who played in 15 games as a freshman last season and comes to Arkansas from Weatherford, Oklahoma



## MARYLAND MAGIC

**MAKAYLA DANIELS**  
SR. | G | FREDERICK, MARYLAND

**SAYLOR POFFENBARGER**  
R-FR. | G | MIDDLETOWN, MARYLAND

- Makayla Daniels was the first ever Maryland signee in Arkansas women's basketball history
- Now, the Razorbacks have two from Little America with the addition of Saylor Poffenbarger in winter 2022
- Daniels has started in all 88 collegiate games she has appeared in, coming off last year as the leading returner in scoring and rebounding
- Poffenbarger, a UConn transfer, brings along a great deal of versatility. She was the No. 30 player in the ESPN Hoopgurlz rankings



## 2022-23 ROSTER @RAZORBACKWBB

## NUMERICAL

NO.	NAME	POS	HT	CL	HOMETOWN/PREVIOUS SCHOOL	TWITTER
0	Saylor Poffenbarger	G	6-2	R-Fr.	Middletown, Md./UConn	@saylorpoff
2	Samara Spencer	G	5-7	So.	Fort Lauderdale, Fla./St. Thomas Aquinas	@samaraaspen
4	Erynn Barnum	F	6-2	R-Sr.	Little Rock, Ark./Little Rock Central	@erynnbee_
11	Rylee Langerman	G	5-9	Jr.	Norman, Okla./Christian Heritage	@rylang2
13	Sasha Goforth*	G	6-1	Jr.	Fayetteville, Ark./Oregon State	@goforthsasha
15	Ashlyn Sage*	G	6-2	So.	Weatherford, Okla./Weatherford	@ashlynsage15
20	Karley Johnson	G	5-9	Fr.	Mustang, Okla./Mustang	@karleyjohnsonOK
21	Loren Lindsey	G	5-11	Fr.	Fayetteville, Ark./Fayetteville	@lorenbailey7766
22	Avery Hughes	G	5-7	Sr.	Bentonville, Ark./Bentonville	@averyhughes00
24	Jersey Wolfenbarger	G	6-5	So.	Fort Smith, Ark./Northside	@jerseywolf4
30	Maryam Dauda	F	6-4	R-Fr.	Bentonville, Ark./Bentonville	@maryamdada30
34	Chrissy Carr	G	6-1	R-Sr.	Eden Prairie, Minn./Syracuse	@chrissycarr4
43	Makayla Daniels	G	5-8	Sr.	Frederick, Md./Frederick	@makayladaniels5
55	Emrie Ellis	F	6-3	So.	Vanoss, Okla./Vanoss	@ellisemrie

\* Redshirting 2022-23 season

## COACHING STAFF

Title	Name	Year	Alma Mater
Head Coach	Mike Neighbors	6th Season	Arkansas, 1993
Associate Head Coach	Todd Schaefer	6th Season	Thomas More College, 1995
Assistant Coach	Pauline Love	6th Season	Southern Miss, 2010
Assistant Coach	Lacey Goldwire	4th Season	Oklahoma State, 2010
Director of Operations	Amber Shirey	35th Season	Arkansas, 1992
Special Assistant to the HC	Jeff Brazil	16th Season	Arkansas, 2010
Dir. of Student-Athlete Devel.	Jayci Stone	1st Season	Kansas State, 2008

## ELIGIBILITY

## Seniors (4)

Erynn Barnum  
Chrissy Carr  
Makayla Daniels  
Avery Hughes

## Juniors (1)

Rylee Langerman

## Sophomores (4)

Emrie Ellis  
Sasha Goforth (RS)  
Samara Spencer  
Jersey Wolfenbarger

## Freshman (5)

Maryam Dauda (RS)  
Karley Johnson  
Loren Lindsey  
Saylor Poffenbarger (RS)  
Ashlyn Sage (RS)

## BY STATE

## ARKANSAS (6)

Erynn Barnum	Little Rock
Maryam Dauda	Bentonville
Sasha Goforth	Fayetteville
Avery Hughes	Bentonville
Loren Lindsey	Fayetteville
Jersey Wolfenbarger	Fort Smith

## FLORIDA (1)

Samara Spencer	Fort Lauderdale
----------------	-----------------

## MARYLAND (2)

Makayla Daniels	Frederick
Saylor Poffenbarger	Middletown

## MINNESOTA (1)

Chrissy Carr	Manhattan (Kan.)
--------------	------------------

## OKLAHOMA (4)

Emrie Ellis	Vanoss
Rylee Langerman	Norman
Karley Johnson	Mustang
Ashlyn Sage	Weatherford

## ALPHABETICAL

NO.	NAME	POS	HT	CL	HOMETOWN/PREVIOUS SCHOOL
4	Erynn Barnum	F	6-2	R-Sr.	Little Rock, Ark./LR Central HS
34	Chrissy Carr	G	6-1	R-Sr.	Eden Prairie, Minn./Syracuse
43	Makayla Daniels	G	5-8	Sr.	Frederick, Md./Frederick HS
30	Maryam Dauda	F	6-4	R-Fr.	Bentonville, Ark./Bentonville HS
55	Emrie Ellis	F	6-3	So.	Vanoss, Okla./Vanoss HS
13	Sasha Goforth*	G	6-1	Jr.	Fayetteville, Ark./Oregon State
22	Avery Hughes	G	5-7	Sr.	Bentonville, Ark./Bentonville HS
20	Karley Johnson	G	5-9	Fr.	Mustang, Okla./Mustang
11	Rylee Langerman	G	5-9	Jr.	Norman, Okla./Christian Heritage HS
0	Saylor Poffenbarger	G	6-2	R-Fr.	Middletown, Md./Middletown HS/UConn
15	Ashlyn Sage*	G	6-2	So.	Weatherford, Okla./Weatherford
2	Samara Spencer	G	5-7	So.	Fort Lauderdale, Fla./St. Thomas Aquinas HS
24	Jersey Wolfenbarger	G	6-5	So.	Fort Smith, Ark./Northside HS

## FA-NETIK

## PRONUNCIATIONS

2	Suh-MARE-uh
30	DOW-duh
55	em-REE



## OFFENSE

Scored 110+-----	110, vs. Providence (11-16-98)
Scored 100+ points at home -----	102, vs. Florida (1-5-23)
Scored 100+ points on the road -----	108, at Ole Miss (2-16-20)   108, Baylor (3-6-91)
Scored 90-99 points -----	92, vs. Oral Roberts (12-4-22)
Scored 90+ points at home -----	92, vs. Oral Roberts (12-4-22)
Scored 90+ points on the road -----	93, at Little Rock (11-20-22)
Scored 80-89 points -----	84, vs. Vanderbilt (1-16-23)
Scored 80-89 points at home -----	84, vs. Vanderbilt (1-16-23)
Scored 80-89 points on the road -----	85, vs. Missouri (3-2-23)
-----	83, at Creighton (12-17-22)
Was held to 50-59-----	54, at Auburn (2-5-23)
Was held to 49-40-----	48 at Georgia (2-19-23)
Was held to 39-20-----	34, at LSU, 2-7-19
Was held to 20 or less -----	N/A
Made 40+ field goals -----	40, vs. UCA (12-13-20)
Made 17+ three-point field goals -----	19, vs. Alabama (2-28-21)
Made 10+ three-point field goals -----	10, vs. South Carolina (3-2-23)
Did not make 3-pointer (since 1986)-----	0-10, at LSU, (2-7-19)
Made 30 free throws -----	30 (30-39), vs. No. 4 Baylor (12-6-20)
Made 25 free throws -----	25 (25-35), vs. Vanderbilt (1-16-23)
Shot 50-59 or better -----	50.0, vs. No. 12 LSU (1-27-22)
Shot 60 percent or better -----	.625 (30-48), vs. Little Rock (11-20-22)
Held to less than 30 percent -----	.269 (14-52), at Auburn (2-5-23)
Held to less than 20 percent -----	.182 (10-55), vs. No. 6 Tennessee (1-8-12; L, 38-69)
Had 20 or more assists in a game -----	22, at Kentucky (1-1-23)

## DEFENSE

Allowed 100 points-----	104, at No. 4 South Carolina (1-18-21)
Allowed 80-99 points-----	87, vs. Tennessee (2-16-23)
Held opponent to 40-49 points -----	49, at Little Rock (11-20-22)
Held opponent to 39-30-----	33, vs. Missouri (2-12-23)
Held an SEC opponent under 50 points in 3 cons. games -----	47, vs. Auburn (1-29-15; W, 52-47),
-----	Alabama (2-1-15; W, 53-42), #24/21 Georgia (2-9-15; W, 54-48)
Held opponent to 29 points or less -----	23, vs. Binghamton, 11-30-13
Held an opponent under 15 points in a half -----	13, vs. Missouri (2-12-23)
Held an opponent to 2 points in a quarter -----	2, vs. UCA (12-13-20)
Held opponent under 15 field goals -----	13, vs. Missouri (2-12-23)
Held opponent to less than 30 percent shooting -----	28.3 (13-46), vs. Missouri (2-12-23)
Held opponent to less than 20 percent shooting -----	19.7 (13-66), vs. Northwestern State (12-15-19)
Held opponent under 15 percent from 3-point -----	6.7 (1-15), vs. Missouri (2-12-23)
Opponent did not make a 3-pointer -----	0, vs. Tulsa (12-11-19)
Had 70+ rebounds -----	74, vs. Mississippi Valley State (11-24-89)
Had 60-69 rebounds -----	64, vs. Prairie View A&M (12-16-18)
Had 50-59 rebounds -----	57, vs. Oral Roberts (12-4-22)
Had 10 or more blocked shots in a game -----	11, vs. No. 1 South Carolina (3-4-22)
Had 20 or more steals in a game -----	20, vs. ORU (11-13-13)
Had 15 or more steals in a game -----	18, vs. UT Martin (12-29-19)
Forced 25+ turnovers in a game -----	28, vs. Northern Arizona (11-24-22)

## OTHER

Won an overtime game -----	61-52, vs. Missouri (3-3-22)
Lost an overtime game -----	76-73, vs. Ole Miss (1-29-23)
Won a double overtime game -----	73-72, vs. Florida (1-29-12)
Lost a double overtime game -----	N/A
Won a triple overtime game -----	91-80 Win in 3OT, 2-10-13, at Alabama
Won at the buzzer -----	84-81, vs. Vanderbilt (Makayla Daniels, 1-16-23)
Played consecutive OT games -----	1-24-16 at Auburn (lost); 1-28-16 vs. Florida (lost)
Won regular season tournament -----	Paradise Jam (St. Thomas, U.S. Virgin Islands, Nov. 24-26, 2022)
Defeated ranked team -----	83-75, at No. 16 Creighton (12-17-22)
Defeated a ranked team on the road -----	83-75 at No. 16 Creighton (12-17-22)
All-time SEC win streak -----	8 games (1-15-12: Auburn through 2-15-12: at Auburn)
All-time SEC home win streak -----	5 games (1-15-12: Auburn -- 2-9-12: South Carolina)
-----	5 games (1-14-21: Florida -- 2-28-21: Alabama)

## A RAZORBACK PLAYER ...

Scored 20-24 points -----	22, Saylor Poffenbarger vs. South Carolina (3-3-23)
Scored 25-29 points -----	25, Erynn Barnum, vs. Tennessee (2-16-23)
Scored 30+ points -----	34, Chrissy Carr vs. Missouri (3-2-23)
Scored 40+ points -----	41, Chelsea Dungee vs. Auburn (2-10-19)
Scored 20+ points 10 times in a season -----	Chelsea Dungee (20x   2018-19)
-----	Chelsea Dungee (11x   2019-20)
-----	Chelsea Dungee (17x   2020-21)
Double figures in 15 consecutive games (season) -----	Jessica Jackson, 11/11/16, LSU 1-8-17
-----	Chelsea Dungee, 26 games, (2018-19 & 2019-20)
-----	Chelsea Dungee, 31 games, (2019-20 & 2020-21)
-----	Amber Ramirez, 16 games (2021-22)
Five players scored double figures in 1 game -----	vs. No. 3/4 LSU (1-19-23)
-----	Barnum (20), Spencer (13), Carr (12), Daniels (11), Dauda (11)
Five starters in double figures -----	vs. Vanderbilt (1-16-23)
-----	Spencer (23), Barnum (18), Daniels (16), Poffenbarger (13), Carr (11)
Seven players scored in double figures in 1 game -----	vs. Northwestern State (11-9-18)
-----	(Tolefree 19, Gaulden 16, Monk 12, Dombia 11, Dungee 11, Thomas 11, Williams 10)
Made 10+ field goals in a game -----	11, Chrissy Carr, vs. Missouri (3-2-23)
Attempted 20+ field goals in a game -----	23, Makayla Daniels, at Vanderbilt (2-9-23)
Made 10 free throws in a game -----	11, Amber Ramirez, vs. Missouri (1-9-22)
Made 7 or more 3-pt FG in a game -----	8, Amber Ramirez, Alabama (2-28-21)
Attempted 10 or more 3-pt FG in a game -----	13, Chrissy Carr, at Georgia (2-16-23)
Had 10-14 rebounds -----	11, Saylor Poffenbarger, vs. Missouri (3-2-23)
Had 15-19 rebounds -----	21, Taylah Thomas, vs. New Orleans, 11-8-19
Had 20+ rebounds -----	21, Taylah Thomas, vs. New Orleans, 11-8-19
Had 10 offensive reb - Records go back to 05-06 -----	11, Melissa Wolff
-----	vs. New Orleans (1-30-15)
Had 10+ defensive reb - Records go back to 05-06 -----	10, Saylor Poffenbarger, at Auburn (2-5-23)
Had 10+ assists -----	10, Samara Spencer, vs. No. 16/15 Oregon (12-20-22)
Had 10+ assists in consecutive games -----	Jailyn Mason (11 vs. HBU, 12-28-16 and 10 at Ole
-----	Miss, 1-1-17), Calli Berna (11 vs. No. 10/8 Kentucky, 2/7/13 and 11 at Alabama, 2/10/13)
Had 5+ blocks in a game -----	5, Sasha Goforth, vs. Missouri (3-3-22)
Had 9+ blocks in a game -----	9, Robyn Irwin vs. SMSU, 12-19-88 (school record)
Had 5 or more steals in a game -----	5, Makayla Daniels, vs. Tennessee (2-16-23)
Had a double-double -----	10 points and 10 rebounds, Saylor Poffenbarger, at Auburn (1-5-23)
Had a double-double in two consecutive games -----	Saylor Poffenbarger, vs. Oral Roberts, vs. Lamar (2022)
-----	14 & 13 vs. ORU/17 & 12 vs. Lamar
Had two players record a double-double -----	Kiara Williams (12 pts/16 reb) &
-----	Malica Monk (10 pts/10 reb), vs. Grambling State (12-28-17)
Had seven double-doubles in a season -----	Devin Cosper, 2017-18
-----	(SHSU, ORU, NMSU, Char., Tulsa, OM, AL)
Had 10+ double-doubles in a season -----	2006-07, Lauren Ervin (14)
Had a triple-double -----	14 pts, 13 reb, 12 asts, C'eira Ricketts vs. Auburn (1-18-09)

## MORE ABOUT MIKE

Hometown: Greenwood, Ark. (Greenwood HS)  
 Family: Daughter Abby; Sons Alec, Bowen and Barrett  
 Alma Mater: Arkansas, 1993

## NEIGHBORS BY THE NUMBERS

- 194 Wins (194–105, 9 seasons)
- 5 Players drafted in the WNBA (HC)
- 15 Signed McDonalds' All-Americans
- 10 Years as a head coach
- 8 Postseason appearances
- 1 Final Four appearance



## LEARN MORE

Sign up for Mike Neighbors' news-letter and listen to his podcasts at CoachNeighbors.com

## NABES FAVES

## TOP 10 MOVIES

1. A Few Good Men
2. The Hunt For Red October
3. The Silence Of The Lambs
4. Hoosiers
5. Moneyball
6. Pretty Woman
7. Top Gun
8. JFK
9. The Lion King
10. Purple Rain

See the entire list here: <http://imdb.to/2royaEO>

## TOP 10 SONGS

1. Sweet Child O' Mine (Guns N' Roses)
2. You Shook Me All Night Long (AC/DC)
3. Man In The Mirror (Michael Jackson)
4. Amarillo By Morning (George Strait)
5. Jessie's Girl (Rick Springfield)
6. Hysteria (Def Leppard)
7. Fishin' In The Dark (Nitty Gritty Dirt Band)
8. The Ballad of Curtis Loew (Lynyrd Skynyrd)
9. Wanted Dead Or Alive (Bon Jovi)
10. Let's Go Crazy (Prince)

## TOP 10 TV SHOWS

1. West Wing (first three seasons)
2. Ted Lasso
3. The Wire
4. Breaking Bad
5. Seinfeld
6. The Newsroom
7. Prison Break
8. Arrested Development
9. Game of Thrones
10. The Goldbergs



## MIKE NEIGHBORS

THE MOST INTERESTING COACH IN COLLEGE BASKETBALL  
 Sixth Season | Career Record: 215-117 (10) | Arkansas Record: 117-76 (6)

Arkansas women's basketball has been transformed into a nationally recognized program in just five short years thanks to head coach Mike Neighbors. During his time back home at his alma mater, Neighbors has guided his Hogs to the best five-year period of sustained success in program history. The proof of his success, and the success of his system, lies in the numbers - Neighbors has accumulated 194 wins during his nine seasons as a head coach, which is the most of any Division I head coach who has been a head coach for nine years.

Entering his sixth season on the bench for Arkansas, the program is coming off its fourth consecutive winning season and second straight NCAA Tournament appearance (would be three had the 2020 NCAA Tournament not have been cancelled due to the COVID-19 pandemic). The Hogs' NCAA Tournament appearance in 2022 marked the first time since 2003 the program had played in back-to-back NCAA Tournaments (2002 and 2003). Arkansas finished yet another season with one of the most prolific offenses in the Southeastern Conference, leading the league in 3-pointers per game (8.1) and 3-point attempts (810), while finishing second in scoring offense (73.6 PPG). Neighbors' 2021-22 team was efficient at taking care of the basketball, leading the league in assist/turnover ratio (1.12) and fewest turnovers per game (11.1), which was fourth in the country. The Hogs were just one of six teams in the nation to commit two turnovers in a game (vs. Missouri on Jan. 9, 2022), which led the country.

Under Neighbors' leadership, Samara Spencer became the first Hog to win SEC Freshman of the Year since 2009, while Amber Ramirez was named an All-SEC Second Team choice and Jersey Wolfenbarger was tabbed to the SEC All-Freshman Team. Ramirez, who played three stellar seasons on the court as a Hog, finished the season second in 3-pointers per game (2.6) and 3-point percentage (40.2), as well as ninth in points per game (15.4) in the SEC. The Hogs were also just one of four SEC schools with 4+ players who averaged double digits (Ramirez [15.4], Makayla Daniels [14.0], Spencer [12.2] and Sasha Goforth [11.5]).

## TIMELINE

- Bentonville HS Head Coach 1994–98
- Cabot HS Head Coach 1998–99
- Arkansas Director of Ops 1999–01
- Tulsa Univ. Assistant Coach 2001–05
- Univ. of Colorado Assistant Coach 2005–06
- Univ. of Arkansas Assistant Coach 2006–07
- Xavier Assistant Coach 2007–11
- Univ. of Washington Assistant Coach 2011–13
- Univ. of Washington Head Coach 2013–17
- Univ. of Arkansas Head Coach 2017–present

## COACHING DEVELOPMENT

Coach	w/Nabes	Now
Chantel Osahor	'20, '21	AC Oklahoma
Fred Castro	'14, '15, '16	HC Eastern Michigan
Adia Barnes	'14, '15	HC Arizona
Adam Call	'14	AC George Washington
Morgan Valley	'16	AC UConn
Todd Schaefer	'16–Pres.	AHC Arkansas

## COACHING HISTORY

Year	Overall	Pac-12	Finish
2013–14	20–14 (.588)	10–8 (.556)	6
2014–15	23–10 (.697)	11–7 (.611)	5
2015–16	26–11 (.703)	11–7 (.611)	5
2016–17	29–6 (.829)	15–3 (.833)	T-2
UW	98–41 (.705)	47–25 (.662)	

Year	Overall	SEC	Finish
2017–18	13–18 (.419)	3–13 (.188)	T-11
2018–19	22–15 (.611)	6–10 (.375)	10
2019–20	24–8 (.750)	10–6 (.625)	T3
2020–21	19–9 (.679)	9–6 (.600)	T5
2021–22	18–14 (.563)	7–9 (.438)	T8
2022–23	21–12 (.663)	7–9 (.438)	–
Ark	117–76 (.606)	42–53 (.442)	

Totals 215–117 (.648) 90–78 (.536) 10 yrs

## PLAYER DEVELOPMENT

YEAR	UNIVERSITY	PLAYER	ROUND	OVERALL	TEAM NOTE
2021	Arkansas	Chelsea Dungee	1	5	Dallas Wings ! @
2021	Arkansas	Destiny Slocum	2	14	Las Vegas Aces ! @
2021	Arizona	Aari McDonald	1	3	Atlanta Dream @
2017	Washington	Kelsey Plum	1	1	San Antonio Stars ! @
					Las Vegas Aces
	Washington	Chantel Osahor	2	21	Chicago Sky ! @
2016	Washington	Talia Walton	3	29	Los Angeles Sparks ! @
2011	Xavier	Amber Harris	1	4	Minnesota Lynx ! #
	Xavier	Ta'Shia Phillips	1	8	Atlanta Dream ! #
	TAMU/UAFA	Tanisha Smith	2	22	Seattle Storm #
	Colorado	Brittany Spears	2	19	Phoenix Mercury *
2009	Arkansas	Shameka Christon	1	5	New York Liberty S
2008	Arkansas	Lauren Ervin	3	37	Connecticut Sun ! #
2006	Tulsa	Megan Moody	–	–	Houston Comets
					Free Agent #
2003	Tulsa	Allison Curtin	1	12	Houston Comets ! #
					Traded to Detroit Shock
	Arkansas	Dana Cherry	2	23	Charlotte Sting S

\*– Signed but did not coach

!– At the school when player was drafted

@– Worked with player as a head coach

#– Worked with player as an assistant coach

\$– Worked with player as other (GA, etc)

## NABES VS. ARKANSAS HISTORY

Category	NABES	All Others In Program History
Winning Record In SEC Play	2 Seasons	2 Seasons
SEC Tourney Finals	1	0
Top 5 Wins	2	2
Weeks Ranked in AP Top 25	38	63
Top 15 WNBA Draft Picks	2	1
McDonald's AAs Signed	6	1
WBCA AAs	1	1



## THE MOST INTERESTING MAN IN COLLEGE BASKETBALL

→ Movies: His expansive movie collection includes digital, disk and VHS copies. Did you know he used to work at BlockBuster? On a related note, he also collects books that have been turned into movies.


→ Baseballs autographed by movie stars: Ask him about this collection – talk about some good stories.

→ Lunch Boxes: Coach collects tin lunch boxes that he carried to school and has them displayed in his home. His first lunch box had KISS on it.


→ Hamilton: Nabes is a huge Hamilton fan, and routinely quotes the Broadway musical to players, fans and media alike.

→ Athens City Champion: Coach stumbled upon a dart tournament while on a trip to Athens, Georgia. He joined in and was one of the two-man winning team.

→ Ask him about shoes, music, movies, guitars, basketball nostalgia – just about anything!



NEIGHBORS VERSUS ...	Furman	1	0	Northwestern State	2	0	Tennessee Martin	1	0		
Abilene Christian	2	0	Georgia	1	7	Notre Dame	0	1	Tennessee State	1	0
Alabama	5	2	Grambling State	2	0	Oklahoma	1	2	Tennessee Tech	1	0
Arizona State	2	6	Grand Canyon	1	0	Ole Miss	5	3	Texas A&M	4	8
Arizona	6	0	Hartford	1	0	Oral Roberts	5	0	Texas Tech	1	0
Arkansas State	2	0	Hawai'i	1	0	Oregon State	1	6	Troy	1	0
Auburn	7	1	Houston	2	0	Oregon	5	4	Tulsa	4	0
Baylor	1	0	Idaho	1	0	Pennsylvania	1	0	UAB	1	0
Belmont	2	0	Iowa State	0	1	Pittsburgh	1	1	UAPB	3	0
Boise State	1	0	Jackson State	2	0	Portland	3	1	UC Irvine	1	0
BYU	1	0	Kansas	0	1	Prairie View A&M	1	0	UC Riverside	2	0
California	5	4	Kansas State	2	0	Saint Mary's	0	1	UCLA	4	2
Central Arkansas	3	0	Kent State	1	0	Sam Houston	2	0	USC	6	0
Central Florida	0	1	Kentucky	3	5	Samford	1	0	USF	0	1
Charlotte	1	0	Lamar	1	0	San Diego State	2	0	Utah	7	4
Clemson	1	0	Little Rock	4	0	San Diego	1	0	UT-Arlington	2	0
Colorado State	1	0	Louisiana-Monroe	2	0	Santa Clara	1	0	UTEP	0	2
Colorado	9	0	LSU	3	4	Savannah State	1	0	Vanderbilt	4	3
Connecticut	1	1	McNeese State	1	0	Seattle	4	0	Wake Forest	1	0
Creighton	1	1	Maryland	1	1	SMU	2	0	Washington State	5	3
CSUN	1	0	Miami	0	1	South Carolina	1	10	Weber State	1	0
DePaul	0	1	Mississippi State	3	6	South Dakota	2	0	Wisconsin	3	0
Eastern Washington	1	0	Missouri	11	4	Stanford	3	5	Wright State	0	1
Florida State	1	0	Montana State	2	0	Stony Brook	1	0	Yale	1	0
Florida	4	3	Nebraska	1	1	Syracuse	0	2	TOTALS	215	117
FGCU	1	0	New Mexico State	1	0	Tarleton State	1	0			
Fordham	1	0	New Orleans	1	0	TCU	0	1			
Fresno State	2	0	Northern Arizona	1	0	Tennessee	2	5			





## 2022-23 Arkansas Women's Basketball Combined Team Statistics All games

Page 1/1  
as of Mar 03, 2023

### Game Records

Record	Overall	Home	Away	Neutral
ALL GAMES	21-12	11-4	6-5	4-3
CONFERENCE	7-9	4-4	3-5	0-0
NON-CONFERENCE	14-3	7-0	3-0	4-3

### Score by Periods

Team	1st	2nd	3rd	4th	OT	TOT
Arkansas	545	592	640	619	12	2408
Opponents	523	469	561	632	16	2201

### Team Box Score

No.	Player				Total		3-Point		F-Throw		Rebounds													
		GP-GS	MIN	AVG	FG-FGA	FG%	3FG-3FGA	3FG%	FT-FTA	FT%	OFF	DEF	TOT	AVG	PF	DQ	A	TO	BLK	STL	PTS	AVG		
4	BARNUM, Erynn	33-33	880:17	26.7	191-342	.558	13-41	.317	122-193	.632	82	127	209	6.3	83	0	59	76	35	42	517	15.7		
2	SPENCER, Samara	33-33	1111:58	33.7	163-405	.402	56-179	.313	86-157	.548	4	120	124	3.8	65	2	138	95	9	38	468	14.2		
43	DANIELS, Makayla	30-30	960:54	32.0	108-313	.345	60-185	.324	115-146	.788	26	89	115	3.8	79	1	89	67	8	54	391	13.0		
34	CARR, Chrissy	33-33	935:23	28.3	127-327	.388	77-224	.344	60-70	.857	25	93	118	3.6	68	2	16	34	9	19	391	11.8		
0	POFFENBARGER, Saylor	33-33	1078:45	32.7	103-294	.350	32-135	.237	59-84	.702	27	193	220	6.7	81	3	80	71	37	18	297	9.0		
30	DAUDA, Maryam	31-0	358:19	11.6	43-106	.406	6-24	.250	21-29	.724	43	41	84	2.7	59	0	21	40	22	9	113	3.6		
24	WOLFENBARGER, Jersey	31-3	497:49	16.1	40-113	.354	8-45	.178	22-34	.647	31	75	106	3.4	37	0	7	19	18	8	110	3.5		
11	LANGERMAN, Rylee	33-0	577:03	17.5	25-76	.329	15-51	.294	21-38	.553	35	76	111	3.4	64	0	17	23	3	32	86	2.6		
55	ELLIS, Emrie	24-0	186:08	7.8	8-28	.286	4-13	.308	5-8	.625	6	24	30	1.3	22	0	2	9	3	1	25	1.0		
22	HUGHES, Avery	12-0	25:15	2.1	1-4	.250	0-0	.000	7-10	.700	0	0	0	0.0	4	0	1	4	0	0	9	0.8		
20	JOHNSON, Karley	8-0	23:52	3.0	0-1	.000	0-0	.000	1-2	.500	1	1	2	0.3	1	0	1	0	0	2	1	0.1		
21	LINDSEY, Loren	7-0	14:16	2.0	0-0	.000	0-0	.000	0-0	.000	0	0	0	0.0	0	0	0	0	0	0	0	0.0		
Team											56	67	123				11							
Total		33	6650		809-2009	.403	271-897	.302	519-771	.673	336	906	1242	37.6	563	8	431	449	144	223	2408	73.0		
Opponents		33	6650		778-2037	.382	200-630	.317	445-644	.691	417	938	1355	41.1	691	19	387	545	110	214	2201	66.7		

### Team Statistics

	ARK	OPP
<b>Scoring</b>	<b>2408</b>	<b>2201</b>
Points per game	73.0	66.7
Scoring margin	+6.3	-
<b>Field goals-att</b>	<b>809-2009</b>	<b>778-2037</b>
Field goal pct	.403	.382
<b>3 point fg-att</b>	<b>271-897</b>	<b>200-630</b>
3-point FG pct	.302	.317
3-pt FG made per game	8.2	6.1
<b>Free throws-att</b>	<b>519-771</b>	<b>445-644</b>
Free throw pct	.673	.691
F-Throws made per game	15.7	13.5
<b>Rebounds</b>	<b>1242</b>	<b>1355</b>
Rebounds per game	37.6	41.1
Rebounding margin	-3.4	-
<b>Assists</b>	<b>431</b>	<b>387</b>
Assists per game	13.1	11.7
<b>Turnovers</b>	<b>449</b>	<b>545</b>
Turnovers per game	13.6	16.5
Turnover margin	+2.9	-
Assist/turnover ratio	1.0	0.7
<b>Steals</b>	<b>223</b>	<b>214</b>
Steals per game	6.8	6.5
<b>Blocks</b>	<b>144</b>	<b>110</b>
Blocks per game	4.4	3.3
<b>Winning streak</b>	<b>0</b>	<b>-</b>
Home win streak	1	-
<b>Attendance</b>	<b>59774</b>	<b>48844</b>
Home games-Avg/Game	15-3985	11-4440
Neutral site-Avg/Game	-	7-1561

### Team Results

Date	Opponent		Score	Att.
11/07/2022	at Ark.-Pine Bluff	W	70-50	3128
11/11/2022	Central Ark.	W	72-34	7410
11/14/2022	Tulsa	W	79-70	2511
11/17/2022	Kent St.	W	80-59	2265
11/20/2022	at Little Rock	W	93-49	2879
11/24/2022	vs Northern Ariz.	W	82-73	1024
11/25/2022	vs Clemson	W	76-62	1724
11/26/2022	vs Kansas St.	W	69-53	2024
12/01/2022	Troy	W	87-70	3019
12/04/2022	Oral Roberts	W	92-58	2947
12/08/2022	Lamar University	W	63-50	2268
12/11/2022	Arkansas St.	W	77-63	3826
12/17/2022	at Creighton	W	83-75	1050
12/20/2022	vs Oregon	L	78-85	321
12/21/2022	vs South Fla.	Lot	65-66	303
12/29/2022	LSU	L	45-69	5285
01/01/2023	at Kentucky	W	71-50	3284
01/05/2023	Florida	W	102-74	4524
01/08/2023	at Missouri	W	77-55	4260
01/16/2023	Vanderbilt	W	84-81	3693
01/19/2023	at LSU	L	76-79	7298
01/22/2023	at South Carolina	L	46-92	13349
01/26/2023	Alabama	L	66-69	3206
01/29/2023	Ole Miss	Lot	73-76	6677
02/05/2023	at Auburn	W	54-51	2569
02/09/2023	at Vanderbilt	L	70-78	1978
02/12/2023	Missouri	W	61-33	4492
02/16/2023	Tennessee	L	67-87	3243
02/19/2023	at Georgia	L	48-71	4109
02/23/2023	at Mississippi St.	L	73-87	4940
02/26/2023	Texas A&M	W	78-65	4408
03/02/2023	vs Missouri	W	85-74	5531
03/03/2023	vs South Carolina	L	66-93	0



## 2022-23 Arkansas Women's Basketball Combined Team Statistics In Conference games

Page 1/1  
as of Mar 03, 2023

### Game Records

Record	Overall	Home	Away	Neutral
ALL GAMES	7-9	4-4	3-5	0-0
CONFERENCE	7-9	4-4	3-5	0-0
NON-CONFERENCE	0-0	0-0	0-0	0-0

### Score by Periods

Team	1st	2nd	3rd	4th	OT	TOT
Arkansas	221	277	291	293	9	1091
Opponents	247	250	289	319	12	1117

### Team Box Score

					Total		3-Point		F-Throw		Rebounds														
No.	Player	GP-GS	MIN	AVG	FG-FGA	FG%	3FG-3FGA	3FG%	FT-FTA	FT%	OFF	DEF	TOT	AVG	PF	DQ	A	TO	BLK	STL	PTS	AVG			
4	BARNUM, Erynn	16-16	451:46	28.2	96-184	.522	8-26	.308	68-105	.648	44	63	107	6.7	45	0	31	45	17	17	268	16.8			
43	DANIELS, Makayla	16-16	533:17	33.3	52-165	.315	28-104	.269	63-79	.797	13	47	60	3.8	46	1	49	35	6	29	195	12.2			
2	SPENCER, Samara	16-16	555:54	34.7	69-179	.385	23-81	.284	28-47	.596	2	49	51	3.2	29	1	63	45	3	20	189	11.8			
34	CARR, Chrissy	16-16	459:39	28.7	62-159	.390	38-107	.355	18-24	.750	11	41	52	3.3	43	2	10	18	8	12	180	11.3			
0	POFFENBARGER, Saylor	16-16	518:53	32.4	50-139	.360	13-55	.236	28-38	.737	10	69	79	4.9	43	3	27	32	18	6	141	8.8			
24	WOLFENBARGER, Jersey	16-0	223:48	14.0	17-44	.386	1-15	.067	6-9	.667	12	34	46	2.9	17	0	4	11	7	3	41	2.6			
30	DAUDA, Maryam	14-0	115:56	8.3	13-36	.361	2-12	.167	6-6	1.000	11	11	22	1.6	21	0	6	13	8	2	34	2.4			
55	ELLIS, Emrie	11-0	99:44	9.1	5-15	.333	3-9	.333	4-6	.667	5	14	19	1.7	13	0	2	4	3	0	17	1.5			
11	LANGERMAN, Rylee	16-0	250:53	15.7	6-29	.207	5-21	.238	7-11	.636	12	29	41	2.6	32	0	7	8	1	15	24	1.5			
22	HUGHES, Avery	7-0	08:52	1.3	0-0	.000	0-0	.000	2-4	.500	0	0	0	0.0	1	0	0	2	0	0	2	0.3			
21	LINDSEY, Loren	2-0	03:03	1.5	0-0	.000	0-0	.000	0-0	.000	0	0	0	0.0	0	0	0	0	0	0	0	0.0			
20	JOHNSON, Karley	2-0	03:15	1.6	0-0	.000	0-0	.000	0-0	.000	0	0	0	0.0	1	0	0	0	0	0	0	0.0			
Team											24	27	51					7							
Total		16	3225		370-950	.389	121-430	.281	230-329	.699	144	384	528	33.0	291	7	199	220	71	104	1091	68.2			
Opponents		16	3225		389-978	.398	86-266	.323	253-360	.703	234	457	691	43.2	314	7	193	260	56	119	1117	69.8			

### Team Statistics

	ARK	OPP
<b>Scoring</b>	<b>1091</b>	<b>1117</b>
Points per game	68.2	69.8
Scoring margin	-1.6	-
<b>Field goals-att</b>	<b>370-950</b>	<b>389-978</b>
Field goal pct	.389	.398
<b>3 point fg-att</b>	<b>121-430</b>	<b>86-266</b>
3-point FG pct	.281	.323
3-pt FG made per game	7.6	5.4
<b>Free throws-att</b>	<b>230-329</b>	<b>253-360</b>
Free throw pct	.699	.703
F-Throws made per game	14.4	15.8
<b>Rebounds</b>	<b>528</b>	<b>691</b>
Rebounds per game	33.0	43.2
Rebounding margin	-10.2	-
<b>Assists</b>	<b>199</b>	<b>193</b>
Assists per game	12.4	12.1
<b>Turnovers</b>	<b>220</b>	<b>260</b>
Turnovers per game	13.8	16.3
Turnover margin	+2.5	-
Assist/turnover ratio	0.9	0.7
<b>Steals</b>	<b>104</b>	<b>119</b>
Steals per game	6.5	7.4
<b>Blocks</b>	<b>71</b>	<b>56</b>
Blocks per game	4.4	3.5
<b>Winning streak</b>	<b>1</b>	<b>-</b>
Home win streak	1	-
<b>Attendance</b>	<b>35528</b>	<b>41787</b>
Home games-Avg/Game	8-4441	8-5223
Neutral site-Avg/Game	-	0-0

### Team Results

Date	Opponent		Score	Att.
12/29/2022	LSU	L	45-69	5285
01/01/2023	at Kentucky	W	71-50	3284
01/05/2023	Florida	W	102-74	4524
01/08/2023	at Missouri	W	77-55	4260
01/16/2023	Vanderbilt	W	84-81	3693
01/19/2023	at LSU	L	76-79	7298
01/22/2023	at South Carolina	L	46-92	13349
01/26/2023	Alabama	L	66-69	3206
01/29/2023	Ole Miss	Lot	73-76	6677
02/05/2023	at Auburn	W	54-51	2569
02/09/2023	at Vanderbilt	L	70-78	1978
02/12/2023	Missouri	W	61-33	4492
02/16/2023	Tennessee	L	67-87	3243
02/19/2023	at Georgia	L	48-71	4109
02/23/2023	at Mississippi St.	L	73-87	4940
02/26/2023	Texas A&M	W	78-65	4408





2022-23 Arkansas Women's Basketball  
Team High/Low Analysis  
All games

Page 1/4  
as of Mar 08, 2023

Arkansas - Game Highs

<b>POINTS</b>	102		Florida (01/05/2023)
	93		at Little Rock (11/20/2022)
	92		Oral Roberts (12/04/2022)
	87		Troy (12/01/2022)
	85		vs Missouri (N) (03/02/2023)
<b>FIELD GOALS MADE</b>	33		Oral Roberts (12/04/2022)
	32		Florida (01/05/2023)
<b>FIELD GOAL ATTEMPTS</b>	77		vs Oregon (N) (12/20/2022)
	74		Oral Roberts (12/04/2022)
<b>FIELD GOAL PERCENTAGE</b>	.625	(30-48)	at Little Rock (11/20/2022)
	.492	(32-65)	Florida (01/05/2023)
<b>3 PT FG MADE</b>	13		Texas A&M (02/26/2023)
	12		vs Missouri (N) (03/02/2023)
	12		Florida (01/05/2023)
	12		vs Oregon (N) (12/20/2022)
	12		at Creighton (12/17/2022)
<b>3 PT FG ATTEMPTS</b>	39		Tulsa (11/14/2022)
	37		Troy (12/01/2022)
<b>3 PT FG PERCENTAGE</b>	.526	(10-19)	at Little Rock (11/20/2022)
	.462	(12-26)	at Creighton (12/17/2022)
<b>FREE THROWS MADE</b>	26		Florida (01/05/2023)
	25		Vanderbilt (01/16/2023)
<b>FREE THROW ATTEMPTS</b>	46		at Ark.-Pine Bluff (11/07/2022)
	39		at Auburn (02/05/2023)
<b>FREE THROW PERCENTAGE</b>	.909	(10-11)	at LSU (01/19/2023)
	.900	(9-10)	at Georgia (02/19/2023)
<b>REBOUNDS</b>	57		Oral Roberts (12/04/2022)
	56		at Ark.-Pine Bluff (11/07/2022)
<b>ASSISTS</b>	23		Florida (01/05/2023)
	22		at Kentucky (01/01/2023)
<b>STEALS</b>	12		at Ark.-Pine Bluff (11/07/2022)
	11		Ole Miss (01/29/2023)
<b>BLOCKED SHOTS</b>	9		at South Carolina (01/22/2023)
	9		Lamar University (12/08/2022)
	9		Oral Roberts (12/04/2022)
<b>TURNOVERS</b>	23		vs Clemson (N) (11/25/2022)
	22		at Little Rock (11/20/2022)
<b>FOULS</b>	27		at Auburn (02/05/2023)
	23		Texas A&M (02/26/2023)
	23		at Mississippi St. (02/23/2023)



## 2022-23 Arkansas Women's Basketball Team High/Low Analysis All games

Page 3/4  
as of Mar 08, 2023

### Arkansas - Game Lows

POINTS	45		LSU (12/29/2022)
	46		at South Carolina (01/22/2023)
	48		at Georgia (02/19/2023)
	54		at Auburn (02/05/2023)
	61		Missouri (02/12/2023)
FIELD GOALS MADE	14		at Auburn (02/05/2023)
	17		at Georgia (02/19/2023)
	17		at South Carolina (01/22/2023)
	17		LSU (12/29/2022)
FIELD GOAL ATTEMPTS	45		Missouri (02/12/2023)
	48		Lamar University (12/08/2022)
	48		vs Clemson (N) (11/25/2022)
	48		at Little Rock (11/20/2022)
FIELD GOAL PERCENTAGE	.269	(14-52)	at Auburn (02/05/2023)
	.279	(17-61)	at South Carolina (01/22/2023)
	.279	(17-61)	LSU (12/29/2022)
3 PT FG MADE	3		at Auburn (02/05/2023)
	5		at Georgia (02/19/2023)
	5		at South Carolina (01/22/2023)
	5		vs Northern Ariz. (N) (11/24/2022)
	5		at Ark.-Pine Bluff (11/07/2022)
3 PT FG ATTEMPTS	18		Ole Miss (01/29/2023)
	19		at Little Rock (11/20/2022)
3 PT FG PERCENTAGE	.130	(3-23)	at Auburn (02/05/2023)
	.152	(5-33)	at Georgia (02/19/2023)
FREE THROWS MADE	5		LSU (12/29/2022)
	7		at South Carolina (01/22/2023)
FREE THROW ATTEMPTS	9		at South Carolina (01/22/2023)
	10		at Georgia (02/19/2023)
FREE THROW PERCENTAGE	.417	(5-12)	LSU (12/29/2022)
	.452	(14-31)	Lamar University (12/08/2022)
REBOUNDS	17		at South Carolina (01/22/2023)
	25		Tennessee (02/16/2023)
ASSISTS	6		at South Carolina (01/22/2023)
	7		at Mississippi St. (02/23/2023)
	7		at Auburn (02/05/2023)
	7		LSU (12/29/2022)
STEALS	3		at Georgia (02/19/2023)
	3		at Little Rock (11/20/2022)
BLOCKED SHOTS	1		at Georgia (02/19/2023)
	1		at Auburn (02/05/2023)
	1		vs Clemson (N) (11/25/2022)
TURNOVERS	5		Tennessee (02/16/2023)
	8		Oral Roberts (12/04/2022)
FOULS	11		Arkansas St. (12/11/2022)
	12		Missouri (02/12/2023)
	12		at Missouri (01/08/2023)
	12		Kent St. (11/17/2022)



**2022-23 Arkansas Women's Basketball  
Category Leaders  
All games**

Page 1/3  
as of Mar 02, 2023

**Points**

##	Player	G	Pts	Pts/G
4	Barnum, Erynn	32	509	15.9
2	Spencer, Samara	32	452	14.1
34	Carr, Chrissy	32	387	12.1
43	Daniels, Makayla	29	379	13.1
0	Poffenbarger, Saylor	32	275	8.6
30	Dauda, Maryam	30	111	3.7
24	Wolfenbarger, Jersey	30	108	3.6
11	Langerman, Rylee	32	86	2.7
55	Ellis, Emrie	23	25	1.1
22	Hughes, Avery	12	9	0.8
20	Johnson, Karley	8	1	0.1

**Scoring Average**

##	Player	G	Pts	Pts/G
4	Barnum, Erynn	32	509	15.9
2	Spencer, Samara	32	452	14.1
43	Daniels, Makayla	29	379	13.1
34	Carr, Chrissy	32	387	12.1
0	Poffenbarger, Saylor	32	275	8.6
30	Dauda, Maryam	30	111	3.7
24	Wolfenbarger, Jersey	30	108	3.6
11	Langerman, Rylee	32	86	2.7
55	Ellis, Emrie	23	25	1.1
22	Hughes, Avery	12	9	0.8
20	Johnson, Karley	8	1	0.1

**Field Goal Percentage**

##	Player	FG	Att	Pct
4	Barnum, Erynn	189	329	.574
30	Dauda, Maryam	42	104	.404
2	Spencer, Samara	156	388	.402
34	Carr, Chrissy	127	319	.398
24	Wolfenbarger, Jersey	39	110	.355
43	Daniels, Makayla	104	300	.347
0	Poffenbarger, Saylor	96	283	.339
11	Langerman, Rylee	25	76	.329
55	Ellis, Emrie	8	28	.286
22	Hughes, Avery	1	4	.250

**Field Goal Attempts**

##	Player	G	Att	Att/G
2	Spencer, Samara	32	388	12.1
4	Barnum, Erynn	32	329	10.3
34	Carr, Chrissy	32	319	10.0
43	Daniels, Makayla	29	300	10.3
0	Poffenbarger, Saylor	32	283	8.8

**Field Goals Made**

##	Player	G	Made	Made/G
4	Barnum, Erynn	32	189	5.9
2	Spencer, Samara	32	156	4.9
34	Carr, Chrissy	32	127	4.0
43	Daniels, Makayla	29	104	3.6
0	Poffenbarger, Saylor	32	96	3.0

**3-Point FG Percentage**

##	Player	3FG	Att	Pct
34	Carr, Chrissy	77	219	.352
4	Barnum, Erynn	12	37	.324
43	Daniels, Makayla	56	174	.322
2	Spencer, Samara	54	175	.309
55	Ellis, Emrie	4	13	.308
11	Langerman, Rylee	15	51	.294
30	Dauda, Maryam	6	23	.261
0	Poffenbarger, Saylor	29	128	.227
24	Wolfenbarger, Jersey	8	43	.186

**3-Point FG Attempts**

##	Player	G	Att	Att/G
34	Carr, Chrissy	32	219	6.8
2	Spencer, Samara	32	175	5.5
43	Daniels, Makayla	29	174	6.0
0	Poffenbarger, Saylor	32	128	4.0
11	Langerman, Rylee	32	51	1.6

**3-Point FG Made**

##	Player	G	Made	Made/G
34	Carr, Chrissy	32	77	2.4
43	Daniels, Makayla	29	56	1.9
2	Spencer, Samara	32	54	1.7
0	Poffenbarger, Saylor	32	29	0.9
11	Langerman, Rylee	32	15	0.5



## Free Throw Percentage

##	Player	Made	Att	Pct
34	Carr, Chrissy	56	66	.848
43	Daniels, Makayla	115	146	.788
30	Dauda, Maryam	21	29	.724
22	Hughes, Avery	7	10	.700
0	Poffenbarger, Saylor	54	78	.692
24	Wolfenbarger, Jersey	22	34	.647
4	Barnum, Erynn	119	189	.630
55	Ellis, Emrie	5	8	.625
11	Langerman, Rylee	21	38	.553
2	Spencer, Samara	86	157	.548
20	Johnson, Karley	1	2	.500

## Rebounds

##	Player	G	Reb	Reb/G
0	Poffenbarger, Saylor	32	216	6.8
4	Barnum, Erynn	32	208	6.5
2	Spencer, Samara	32	122	3.8
34	Carr, Chrissy	32	115	3.6
43	Daniels, Makayla	29	113	3.9

## Rebounds Average

##	Player	G	Reb	Reb/G
0	Poffenbarger, Saylor	32	216	6.8
4	Barnum, Erynn	32	208	6.5
43	Daniels, Makayla	29	113	3.9
2	Spencer, Samara	32	122	3.8
34	Carr, Chrissy	32	115	3.6

## Offensive Rebounds

##	Player	G	OReb	OReb/G
4	Barnum, Erynn	32	81	2.5
30	Dauda, Maryam	30	42	1.4
11	Langerman, Rylee	32	35	1.1
24	Wolfenbarger, Jersey	30	31	1.0
0	Poffenbarger, Saylor	32	27	0.8

## Defensive Rebounds

##	Player	G	DReb	DReb/G
0	Poffenbarger, Saylor	32	189	5.9
4	Barnum, Erynn	32	127	4.0
2	Spencer, Samara	32	118	3.7
34	Carr, Chrissy	32	91	2.8
43	Daniels, Makayla	29	88	3.0

## Fouls

##	Player	G	PF	PF/G
4	Barnum, Erynn	32	81	2.5
43	Daniels, Makayla	29	78	2.7
0	Poffenbarger, Saylor	32	77	2.4
34	Carr, Chrissy	32	66	2.1
11	Langerman, Rylee	32	63	2.0

## Foul Outs

##	Player	G	FO
0	Poffenbarger, Saylor	32	3
2	Spencer, Samara	32	2
34	Carr, Chrissy	32	2
43	Daniels, Makayla	29	1

## Free Throw Attempts

##	Player	G	Att	Att/G
4	Barnum, Erynn	32	189	5.9
2	Spencer, Samara	32	157	4.9
43	Daniels, Makayla	29	146	5.0
0	Poffenbarger, Saylor	32	78	2.4
34	Carr, Chrissy	32	66	2.1

## Free Throws Made

##	Player	G	Made	Made/G
4	Barnum, Erynn	32	119	3.7
43	Daniels, Makayla	29	115	4.0
2	Spencer, Samara	32	86	2.7
34	Carr, Chrissy	32	56	1.8
0	Poffenbarger, Saylor	32	54	1.7

## Assists

##	Player	G	Ast	Ast/G
2	Spencer, Samara	32	137	4.3
43	Daniels, Makayla	29	88	3.0
0	Poffenbarger, Saylor	32	76	2.4
4	Barnum, Erynn	32	56	1.8
30	Dauda, Maryam	30	19	0.6

## Steals

##	Player	G	Stl	Stl/G
43	Daniels, Makayla	29	53	1.8
4	Barnum, Erynn	32	39	1.2
2	Spencer, Samara	32	36	1.1
11	Langerman, Rylee	32	32	1.0
34	Carr, Chrissy	32	19	0.6

## Blocked Shots

##	Player	G	Blk	Blk/G
0	Poffenbarger, Saylor	32	36	1.1
4	Barnum, Erynn	32	33	1.0
30	Dauda, Maryam	30	22	0.7
24	Wolfenbarger, Jersey	30	17	0.6
2	Spencer, Samara	32	9	0.3

## Minutes

##	Player	G	Min	Min/G
2	Spencer, Samara	32	1086	33:56
0	Poffenbarger, Saylor	32	1044	32:37
43	Daniels, Makayla	29	927	31:59
34	Carr, Chrissy	32	905	28:16
4	Barnum, Erynn	32	852	26:37

## Turnovers

##	Player	G	TO	TO/G
2	Spencer, Samara	32	92	2.9
4	Barnum, Erynn	32	75	2.3
0	Poffenbarger, Saylor	32	69	2.2
43	Daniels, Makayla	29	65	2.2
30	Dauda, Maryam	30	40	1.3



2022-23 Arkansas Women's Basketball  
Points-rebounds-assists  
All games

Page 1/2  
as of Mar 08, 2023

Opponent	Date	Score	0	2	4	11	20	21	22	24	30	34	43	55
at Ark.-Pine Bluff	11/07/2022	70-50 W	11-8-2	15-4-4	15-11-1	4-6-0	DNP	DNP	DNP	7-7-0	4-3-1	10-3-0	4-6-1	0-2-0
Central Ark.	11/11/2022	72-34 W	2-7-1	5-2-3	19-9-2	9-4-0	0-0-0	0-0-0	DNP	5-1-0	10-5-0	8-8-0	14-2-4	0-4-0
Tulsa	11/14/2022	79-70 W	2-10-3	13-3-4	27-8-0	10-5-1	DNP	DNP	DNP	2-0-0	3-3-0	3-6-0	19-9-3	DNP
Kent St.	11/17/2022	80-59 W	2-6-1	22-7-7	20-6-1	5-2-2	0-1-0	DNP	0-0-1	4-6-0	6-5-1	12-4-1	9-2-5	0-1-0
at Little Rock	11/20/2022	93-49 W	9-9-1	11-7-6	15-9-1	3-0-0	1-0-1	0-0-0	2-0-0	6-5-1	7-4-2	22-2-0	12-3-4	5-2-0
vs Northern Ariz.	11/24/2022	82-73 W	13-5-2	27-4-2	7-7-2	3-2-1	DNP	DNP	DNP	2-4-0	5-4-1	7-7-0	18-6-4	0-0-0
vs Clemson	11/25/2022	76-62 W	15-9-1	3-5-6	14-9-1	3-0-0	DNP	DNP	DNP	1-4-1	0-3-0	19-4-1	21-5-2	DNP
vs Kansas St.	11/26/2022	69-53 W	9-6-6	6-8-4	17-4-1	0-4-0	0-0-0	0-0-0	0-0-0	1-2-0	5-4-0	18-4-0	13-6-2	0-0-0
Troy	12/01/2022	87-70 W	9-3-5	19-3-6	18-8-2	1-5-3	0-1-0	0-0-0	4-0-0	11-3-0	0-7-0	14-3-0	10-3-4	1-0-0
Oral Roberts	12/04/2022	92-58 W	14-13-5	32-2-3	6-5-4	3-5-1	0-0-0	0-0-0	1-0-0	9-12-1	10-8-1	15-5-1	DNP	2-1-0
Lamar University	12/08/2022	63-50 W	17-12-3	17-0-4	5-8-3	0-6-0	DNP	DNP	DNP	4-6-0	2-0-0	18-2-0	DNP	0-0-0
Arkansas St.	12/11/2022	77-63 W	1-9-5	19-4-4	16-1-0	5-5-1	DNP	DNP	DNP	15-6-0	11-8-1	10-6-0	DNP	DNP
at Creighton	12/17/2022	83-75 W	16-11-3	26-4-4	15-2-4	6-5-0	DNP	DNP	DNP	0-3-0	4-1-1	4-2-0	12-2-3	DNP
vs Oregon	12/20/2022	78-85 L	5-11-3	20-7-10	22-9-0	7-7-0	DNP	DNP	DNP	DNP	6-1-1	3-1-3	15-3-1	0-1-0
vs South Fla.	12/21/2022	65-66 Lot	3-7-3	9-6-3	21-3-2	0-3-1	DNP	DNP	DNP	DNP	2-0-1	10-3-0	20-4-3	0-0-0
LSU	12/29/2022	45-69 L	1-3-1	17-1-1	7-4-1	0-2-0	DNP	DNP	0-0-0	1-6-0	3-2-0	6-4-1	10-6-3	0-0-0
at Kentucky	01/01/2023	71-50 W	17-7-3	17-7-3	17-8-7	6-7-1	DNP	DNP	0-0-0	4-3-0	2-3-1	8-4-1	11-2-4	0-1-0
Florida	01/05/2023	102-74 W	16-8-2	16-4-6	15-8-6	8-3-2	0-0-0	0-0-0	2-0-0	8-7-1	0-1-3	16-1-1	16-1-2	5-1-0
at Missouri	01/08/2023	77-55 W	24-6-1	2-9-6	21-11-2	3-4-0	DNP	DNP	DNP	2-3-0	0-1-0	16-4-1	9-5-2	DNP
Vanderbilt	01/16/2023	84-81 W	13-5-1	23-5-3	18-9-5	1-3-0	DNP	DNP	DNP	0-1-1	2-1-0	11-4-0	16-6-4	DNP
at LSU	01/19/2023	76-79 L	5-2-1	13-2-6	20-7-1	0-2-0	DNP	DNP	DNP	4-3-0	11-4-2	12-2-2	11-3-3	DNP
at South Carolina	01/22/2023	46-92 L	0-1-2	15-1-1	11-2-2	0-2-0	DNP	DNP	DNP	2-3-1	5-2-0	6-2-0	7-0-0	0-0-0
Alabama	01/26/2023	66-69 L	12-5-3	12-2-2	20-9-0	0-0-0	DNP	DNP	DNP	0-0-0	3-0-0	6-2-2	13-6-5	DNP
Ole Miss	01/29/2023	73-76 Lot	2-3-2	16-5-6	37-6-3	0-3-0	DNP	DNP	DNP	0-1-0	2-0-0	4-3-0	12-6-3	DNP
at Auburn	02/05/2023	54-51 W	10-10-1	7-6-4	14-9-0	1-1-1	DNP	DNP	0-0-0	4-2-0	0-0-0	7-3-1	11-4-0	0-2-0
at Vanderbilt	02/09/2023	70-78 L	7-1-1	2-4-4	12-7-0	0-4-1	DNP	DNP	DNP	0-0-0	DNP	18-5-0	31-3-1	0-5-1
Missouri	02/12/2023	61-33 W	6-2-0	6-2-2	14-9-2	3-4-1	0-0-0	0-0-0	0-0-0	3-1-0	0-0-0	18-5-0	11-3-3	0-3-1
Tennessee	02/16/2023	67-87 L	6-4-1	10-1-9	25-1-0	0-2-0	DNP	DNP	0-0-0	4-5-0	0-2-0	14-3-0	5-5-5	3-1-0
at Georgia	02/19/2023	48-71 L	6-7-3	0-0-2	16-7-0	0-1-0	DNP	DNP	DNP	0-2-1	DNP	21-0-1	3-4-6	2-3-0
at Mississippi St.	02/23/2023	73-87 L	7-11-0	25-2-1	9-5-1	2-1-1	DNP	DNP	DNP	0-6-0	4-6-0	9-4-0	17-2-4	0-0-0
Texas A&M	02/26/2023	78-65 W	9-4-5	19-5-5	12-5-1	0-2-0	DNP	DNP	0-0-0	9-3-0	2-0-0	8-6-0	12-4-4	7-3-0
vs Missouri	03/02/2023	85-74 W	6-11-5	19-5-4	4-2-1	3-4-0	DNP	DNP	DNP	0-0-0	2-5-3	34-3-0	17-2-3	0-0-0
vs South Carolina	03/03/2023	66-93 L	22-4-4	16-2-1	8-1-3	0-7-0	DNP	DNP	DNP	2-1-0	2-1-2	4-3-0	12-2-1	0-0-0

## 2022-23 SPECIALTY STATS

(ARKANSAS/OPPONENT)

Opponent	Result	Pts Off	Pts in	2nd	Fast	Bench	Ties	Lead	Best Ark	Opp Best	Ark	Opp
		TO	Paint	Chance	Break			Chng	Ark Largest Lead	Run	Led	Led
at Ark - Pine Bluff	W, 70-50	18 / 7	32 / 24	15 / 11	16 / 8	15 / 12	0	2	34 2:48	3rd	17-0	1:20
CENTRAL ARK.	W, 72-34	16 / 2	32 / 14	5 / 3	7 / 3	24 / 14	2	1	40 0:56	4th	15-0	1:06
TULSA	W, 79-70	19 / 7	26 / 28	9 / 0	21 / 5	15 / 13	2	3	15 1:38	1st	9-0	1:11
KENT STATE	W, 80-59	11 / 7	38 / 28	12 / 2	13 / 10	15 / 26	2	3	27 8:04	4th	14-0	1:27
at Little Rock	W, 93-49	19 / 16	38 / 16	10 / 3	9 / 8	24 / 10	1	1	45 9:05	4th	11-0	0:20
NAU!	W, 82-73	29 / 19	44 / 30	10 / 5	9 / 20	10 / 28	2	9	18 0:18	3rd	12-0	10:10
Clemson!	W, 76-62	16 / 144	28 / 28	7 / 6	21 / 0	4 / 16	7	2	21 6:58	4th	12-0	2:18
#25 Kansas State!	W, 69-53	10 / 4	30 / 14	7 / 6	6 / 7	6 / 10	3	1	24 1:02	3rd	9-0	4:40
TROY	W, 87-70	25 / 13	40 / 20	9 / 14	20 / 17	17 / 13	3	0	27 4:18	3rd	9-0	0:00
ORAL ROBERTS	W, 92-58	15 / 7	42 / 36	10 / 10	20 / 13	16 / 8	1	3	36 2:06	4th	14-0	1:14
LAMAR	W, 63-50	12 / 9	26 / 20	8 / 10	11 / 14	2 / 14	7	7	13 0:13	4th	9-0	10:24
ARKANSAS ST.	W, 77-63	21 / 13	40 / 18	16 / 4	5 / 4	16 / 18	1	0	16 8:05	3rd	9-0	0:00
at #16 Creighton	W, 83-75	11 / 12	26 / 24	11 / 14	10 / 9	10 / 17	1	4	11 2:35	3rd	11-0	12:53
#16 Oregon\$	L, 85-78	15 / 8	26 / 40	12 / 18	11 / 15	13 / 13	9	7	7 5:05	2nd	6-0	13:38
USF\$	L (OT), 66-65	11 / 10	26 / 28	4 / 12	10 / 6	2 / 11	9	14	10 9:30	3rd	11-0	15:41
#9 LSU*	L, 69-45	10 / 9	22 / 30	7 / 22	9 / 15	4 / 10	1	4	1 8:09	1st	5-0	34:31
at Kentucky*	W, 71-50	33 / 10	34 / 28	9 / 9	4 / 10	12 / 8	4	2	27 2:45	3rd	16-0	0:35
FLORIDA*	W, 102-74	12 / 10	34 / 28	16 / 16	12 / 9	23 / 23	5	7	29 0:59	4th	11-0	1:29
at Missouri*	W, 77-55	10 / 6	40 / 22	11 / 8	0 / 7	5 / 10	0	1	25 2:17	4th	15-0	10:06
VANDERBILT*	W, 84-81	11 / 9	38 / 26	6 / 15	21 / 17	3 / 13	9	5	9 7:14	4TH	8-0	5:55
at #3 LSU*	L, 79-76	13 / 10	34 / 42	10 / 23	20 / 12	15 / 5	2	2	3 6:23	4th	7-0	35:15
at #1 South Carolina*	L, 92-46	4 / 13	22 / 40	0 / 37	10 / 15	7 / 38	0	4	1 9:27	1st	5-0	39:03
ALABAMA*	L, 69-66	15 / 14	22 / 34	7 / 6	12 / 7	3 / 18	6	10	6 6:50	1st	11-0	33:56
OLE MISS*	L (OT), 76-73	17 / 17	34 / 52	3 / 21	5 / 5	2 / 18	8	11	19 1:47	2nd	13-0	6:01
at Auburn	W, 54-51	12 / 8	20 / 16	10 / 8	7 / 9	5 / 25	2	0	15 7:14	2nd	8-0	0:00
at Vanderbilt	L, 78-70	18 / 16	36 / 36	8 / 14	6 / 8	0 / 8	1	7	2 8:47	1st	8-0	36:53
MISSOURI	W, 61-33	24 / 16	18 / 18	5 / 8	5 / 4	6 / 13	1	1	32 8:50	4th	12-0	0:54
TENNESSEE	L, 87-67	15 / 7	36 / 34	9 / 17	10 / 10	7 / 22	0	0	0 10:00	1st	6-0	0:00
at Georgia	L, 71-48	14 / 18	18 / 38	11 / 18	0 / 5	2 / 27	3	2	1 8:35	1st	7-0	37:13
at Mississippi State	W, 87-73	9 / 14	28 / 34	13 / 11	13 / 11	6 / 26	0	0	0 10:00	1st	12-0	39:35
TEXAS A&M	W, 78-65	12 / 8	22 / 14	6 / 16	3 / 1	18 / 20	0	0	23 4:59	3rd	8-0	0:00
Missouri	W, 85-74	15 / 20	22 / 22	10 / 6	9 / 2	5 / 17	7	16	12 0:46	4th	16-0	18:24
#1 South Carolina	L, 93-66	9 / 13	18 / 60	12 / 16	2 / 9	4 / 43	2	1	2 9:33	1st	7-0	0:16

! - Paradise Jam (St. Thomas, Virgin Islands)

# - San Diego Invitational (San Diego, Calif.)

\* - SEC

Social | @RazorbackWBB - 21



2022-23 Arkansas Women's Basketball  
Player Highs Analysis  
All games

Page 1/4  
as of Mar 08, 2023

## Arkansas - Individual Game Highs

POINTS	37		Erynn Barnum vs Ole Miss (01/29/2023)
	34		Chrissy Carr vs Missouri (N) (03/02/2023)
	32		Samara Spencer vs Oral Roberts (12/04/2022)
	31		Makayla Daniels at Vanderbilt (02/09/2023)
	27		Samara Spencer vs Northern Ariz. (N) (11/24/2022)
	27		Erynn Barnum vs Tulsa (11/14/2022)
FIELD GOALS MADE	13		Erynn Barnum vs Ole Miss (01/29/2023)
	11		Chrissy Carr vs Missouri (N) (03/02/2023)
	11		Makayla Daniels at Vanderbilt (02/09/2023)
FIELD GOAL ATTEMPTS	23		Makayla Daniels at Vanderbilt (02/09/2023)
	21		Erynn Barnum vs Ole Miss (01/29/2023)
	21		Samara Spencer vs Northern Ariz. (N) (11/24/2022)
FIELD GOAL PERCENTAGE (min 5 made)	1.000	(8-8)	Erynn Barnum vs Arkansas St. (12/11/2022)
	1.000	(5-5)	Erynn Barnum at Little Rock (11/20/2022)
3 PT FG MADE	6		Chrissy Carr vs Missouri (N) (03/02/2023)
	6		Samara Spencer vs Oral Roberts (12/04/2022)
3 PT FG ATTEMPTS	13		Chrissy Carr at Georgia (02/19/2023)
	12		Chrissy Carr vs Oral Roberts (12/04/2022)
3 PT FG PERCENTAGE (min 2 made)	1.000	(2-2)	Rylee Langerman vs Oregon (N) (12/20/2022)
	.750	(6-8)	Chrissy Carr vs Missouri (N) (03/02/2023)
	.750	(6-8)	Samara Spencer vs Oral Roberts (12/04/2022)
	.750	(3-4)	Erynn Barnum vs Oregon (N) (12/20/2022)
	.750	(3-4)	Makayla Daniels at Little Rock (11/20/2022)
FREE THROWS MADE	9		Erynn Barnum vs Central Ark. (11/11/2022)
	8		Makayla Daniels vs Missouri (N) (03/02/2023)
	8		Erynn Barnum vs Ole Miss (01/29/2023)
	8		Makayla Daniels vs Alabama (01/26/2023)
	8		Makayla Daniels vs Vanderbilt (01/16/2023)
	8		Makayla Daniels vs Northern Ariz. (N) (11/24/2022)
FREE THROW ATTEMPTS	16		Samara Spencer vs Lamar University (12/08/2022)
	13		Samara Spencer at Mississippi St. (02/23/2023)
	13		Erynn Barnum vs Ole Miss (01/29/2023)
	13		Erynn Barnum at Ark.-Pine Bluff (11/07/2022)
FREE THROW PERCENTAGE (min 3 made)	1.000	(9-9)	Erynn Barnum vs Central Ark. (11/11/2022)
	1.000	(8-8)	Makayla Daniels vs Missouri (N) (03/02/2023)
	1.000	(6-6)	Chrissy Carr vs Missouri (N) (03/02/2023)
	1.000	(5-5)	Erynn Barnum at LSU (01/19/2023)
	1.000	(5-5)	Jersey Wolfenbarger vs Oral Roberts (12/04/2022)
	1.000	(4-4)	Chrissy Carr vs South Carolina (N) (03/03/2023)
	1.000	(4-4)	Makayla Daniels at Mississippi St. (02/23/2023)
	1.000	(4-4)	Erynn Barnum at Vanderbilt (02/09/2023)
	1.000	(4-4)	Chrissy Carr at Creighton (12/17/2022)
	1.000	(4-4)	Makayla Daniels vs Troy (12/01/2022)
	1.000	(4-4)	Chrissy Carr at Little Rock (11/20/2022)
	1.000	(3-3)	Erynn Barnum at Mississippi St. (02/23/2023)
	1.000	(3-3)	Makayla Daniels vs Tennessee (02/16/2023)
	1.000	(3-3)	Saylor Poffenbarger vs Florida (01/05/2023)
	1.000	(3-3)	Makayla Daniels vs Kansas St. (N) (11/26/2022)
REBOUNDS	13		Saylor Poffenbarger vs Oral Roberts (12/04/2022)
	12		Saylor Poffenbarger vs Lamar University (12/08/2022)
	12		Jersey Wolfenbarger vs Oral Roberts (12/04/2022)
ASSISTS	10		Samara Spencer vs Oregon (N) (12/20/2022)
	9		Samara Spencer vs Tennessee (02/16/2023)
STEALS	5		Makayla Daniels vs Tennessee (02/16/2023)
	5		Erynn Barnum vs Clemson (N) (11/25/2022)
BLOCKED SHOTS	4		Jersey Wolfenbarger vs Oral Roberts (12/04/2022)
	3		Saylor Poffenbarger vs Tennessee (02/16/2023)
	3		Erynn Barnum vs Missouri (02/12/2023)
	3		Chrissy Carr at South Carolina (01/22/2023)
	3		Erynn Barnum at Kentucky (01/01/2023)
	3		Jersey Wolfenbarger vs Lamar University (12/08/2022)
	3		Saylor Poffenbarger vs Lamar University (12/08/2022)
	3		Maryam Dauda vs Northern Ariz. (N) (11/24/2022)
	3		Saylor Poffenbarger vs Kent St. (11/17/2022)
	3		Erynn Barnum vs Central Ark. (11/11/2022)
TURNOVERS	12		Erynn Barnum vs Missouri (02/12/2023)
	8		Samara Spencer vs Clemson (N) (11/25/2022)
FOULS	5		Chrissy Carr vs Texas A&M (02/26/2023)
	5		Saylor Poffenbarger vs Texas A&M (02/26/2023)
	5		Samara Spencer at Mississippi St. (02/23/2023)
	5		Saylor Poffenbarger at Vanderbilt (02/09/2023)
	5		Saylor Poffenbarger at Auburn (02/05/2023)
	5		Makayla Daniels vs Ole Miss (01/29/2023)
	5		Chrissy Carr vs Ole Miss (01/29/2023)
	5		Samara Spencer vs Oregon (N) (12/20/2022)





0 Saylor Poffenbarger | R-Fr. | 6-2 | G | Middletown, Conn. (Middletown HS | UConn)

### POFFENBARGER BENCHMARK STATS

2022-23 SEASON HIGHS

Points	24	at Missouri	1-8-23
FG Made	8	at Missouri	1-8-23*
FG Att.	17	at Kentucky	1-1-23
3FG Made	3	vs. No. 1/1 SC	3-3-23*
3FG Att.	9	at UAPB	11-7-22
FT Made	7	vs. Vanderbilt	1-16-23
FT Att.	8	vs. Vanderbilt	1-16-23
Off. Reb.	4	at #16 Creighton	12-17-22
Def. Reb.	13	vs. Oral Roberts	12-4-22
Rebounds	13	vs. Oral Roberts	12-14-22
Assists	6	vs. #25 K-State	11-26-22
Blocks	3	vs. Tennessee	2-16-23*
Steals	2	vs. Texas A&M	2-26-23*
Minutes	43	vs. Ole Miss	1-29-23

CAREER HIGHS

Points	24	at Missouri	1-8-23
FG Made	8	at Missouri	1-8-23*
FG Att.	17	at Kentucky	1-1-23
3FG Made	3	vs. No. 1/1 SC	3-3-23*
3FG Att.	9	at UAPB	11-7-22
FT Made	6	at Missouri	1-8-23
FT Att.	7	at Missouri	1-8-23
Off. Reb.	4	at #16 Creighton	12-17-22
Def. Reb.	13	vs. Oral Roberts	12-4-22
Rebounds	13	vs. Oral Roberts	12-14-22
Assists	6	vs. #25 K-State	11-26-22
Blocks	3	vs. Tennessee	2-16-23*
Steals	2	vs. Texas A&M	2-26-23*
Minutes	43	vs. Ole Miss	1-29-23

SEC HIGHS

Points	24	at Missouri	1-8-23
FG Made	8	at Missouri	1-8-23*
FG Att.	17	at Kentucky	1-1-23
3FG Made	3	vs. No. 1/1 SC	3-3-23*
3FG Att.	7	avs. No. 1/1 SC	3-3-23*
FT Made	7	vs. Vanderbilt	1-16-23
FT Att.	8	vs. Vanderbilt	1-16-23
Off. Reb.	2	vs. Alabama	1-26-23*
Def. Reb.	10	at Miss. State	2-23-23*
Rebounds	11	vs. Missouri	3-2-23*
Assists	5	vs. Texas A&M	2-26-23
Blocks	3	vs. Tennessee	2-16-23
Steals	2	vs. Texas A&M	2-26-23
Minutes	43	vs. Ole Miss	1-29-23

NOTABLES

Stat	22-23	Career
Double Figure Pts	13	13
Double Figure Rebs	8	8
Double-Doubles	4	4
5+ Assists	6	6
5+ Blocks	-	-
5+ Steals	-	-
Led Team in Pts	4	4
Led Team in Reb	14	14
20+ Points	2	2
30+ Points	-	-

\* Most Recent

### GAME NOTES

- Named to SEC All-Freshman Team
- Averaged 14.0 points, 7.5 rebounds and 1.0 block per game at SEC Tournament
- Coming off impressive 22 points, four rebounds and four assists vs. No. 1/1 SC in SECT quarters
- New single-season defensive rebound record holder at Arkansas with 193
- Her four double-doubles is tied for the most in a season with Taylah Thomas (2019-20)
- Earned league's most SEC Freshman of the Week honors with five
- Tallied career-high 24 points and six rebounds at Missouri
- Ranks fourth in defensive rebounds/game (5.8), 11th in rebounds (6.7) and 13th in blocks (1.1) in SEC
- A versatile player who can be put in positions one through five during a game
- Believed to be one of two three-year freshmen in the country (Ellie Foster from UNI the other one)
- Enrolled early at UConn in Jan. 2021

### WHO IS SAYLOR POFFENBARGER?

- Majoring in recreation and sport management
- Plays for her little brother that passed away
- Comes from an athletic family: mother, Amy, played basketball at Missouri and was a huge influence on Saylor's basketball journey, and three of her brothers play quarterback: Reese (21) – starting quarterback for Albany, Brittin (15) – freshman in HS football and Higgins (10) – fourth grade football player
- Played against teammate Makayla Daniels a few times and was on the same AAU team as her at one point
- Favorite movie: Legally Blonde

### #0 POFFENBARGER, Saylor

Opponent	Date	GS	MIN	Total		3-Pointers		Free throws		Rebounds			PF	A	TO	BLK	STL	PTS	AVG		
				FG-FGA	PCT	3FG-3FGA	PCT	FT-FTA	PCT	OFF	DEF	TOT								AVG	
at Ark.-Pine Bluff	11/07/2022	*	27:35	3-14	.214	2-9	.222	3-6	.500	2	6	8	8.0	1	2	2	1	0	11	11.0	
Central Ark.	11/11/2022	*	30:24	0-5	.000	0-3	.000	2-4	.500	0	7	7	7.5	1	1	2	2	0	2	6.5	
Tulsa	11/14/2022	*	28:35	1-4	.250	0-2	.000	0-0	.000	2	8	10	8.3	4	3	0	0	1	2	5.0	
Kent St.	11/17/2022	*	29:51	0-7	.000	0-3	.000	2-2	1.000	1	5	6	7.8	0	1	1	3	1	2	4.3	
at Little Rock	11/20/2022	*	27:53	3-4	.750	0-1	.000	3-4	.750	0	9	9	8.0	3	1	3	0	0	9	5.2	
vs Northern Ariz.	11/24/2022	*	31:41	4-10	.400	2-6	.333	3-4	.750	2	3	5	7.5	3	2	4	1	1	13	6.5	
vs Clemson	11/25/2022	*	37:48	5-8	.625	2-4	.500	3-4	.750	0	9	9	7.7	2	1	4	0	1	15	7.7	
vs Kansas St.	11/26/2022	*	35:26	3-8	.375	2-4	.500	1-2	.500	1	5	6	7.5	2	6	2	2	1	9	7.9	
Troy	12/01/2022	*	24:18	3-8	.375	1-4	.250	2-2	1.000	0	3	3	7.0	1	5	3	1	0	9	8.0	
Oral Roberts	12/04/2022	*	26:09	5-11	.455	1-3	.333	3-4	.750	0	13	13	7.6	4	5	0	1	0	14	8.6	
Lamar University	12/08/2022	*	37:37	7-13	.538	2-5	.400	1-3	.333	2	10	12	8.0	3	3	5	3	2	17	9.4	
Arkansas St.	12/11/2022	*	36:55	0-11	.000	0-8	.000	1-2	.500	0	9	9	8.1	1	5	1	1	1	1	8.7	
at Creighton	12/17/2022	*	37:44	6-16	.375	2-7	.286	2-3	.667	4	7	11	8.3	3	3	6	0	2	16	9.2	
vs Oregon	12/20/2022	*	34:09	2-9	.222	1-6	.167	0-0	.000	1	10	11	8.5	3	3	2	1	1	5	8.9	
vs South Fla.	12/21/2022	*	39:28	1-5	.200	1-4	.250	0-0	.000	0	7	7	8.4	1	3	0	1	1	3	8.5	
LSU	12/29/2022	*	20:03	0-5	.000	0-1	.000	1-2	.500	0	3	3	8.1	4	1	1	0	0	1	8.1	
at Kentucky	01/01/2023	*	33:57	8-17	.471	0-3	.000	1-1	1.000	2	5	7	8.0	2	3	6	2	0	17	8.6	
Florida	01/05/2023	*	17:42	6-8	.750	1-2	.500	3-3	1.000	1	7	8	8.0	3	2	2	1	0	16	9.0	
at Missouri	01/08/2023	*	35:36	8-16	.500	2-7	.286	6-7	.857	1	5	6	7.9	1	1	2	1	0	24	9.8	
Vanderbilt	01/16/2023	*	36:15	3-11	.273	0-4	.000	7-8	.875	1	4	5	7.8	3	1	2	0	1	13	10.0	
at LSU	01/19/2023	*	32:44	2-4	.500	1-2	.500	0-0	.000	0	2	2	7.5	4	1	2	2	0	5	9.7	
at South Carolina	01/22/2023	*	27:14	0-3	.000	0-1	.000	0-0	.000	0	1	1	7.2	1	2	2	1	0	0	9.3	
Alabama	01/26/2023	*	38:21	3-9	.333	3-5	.600	3-4	.750	2	3	5	7.1	2	3	5	2	0	12	9.4	
Ole Miss	01/29/2023	*	43:22	1-7	.143	0-2	.000	0-0	.000	1	2	3	6.9	1	2	2	2	0	2	9.1	
at Auburn	02/05/2023	*	37:57	3-10	.300	1-5	.200	3-6	.500	0	10	10	7.0	5	1	3	0	1	10	9.1	
at Vanderbilt	02/09/2023	*	30:42	3-6	.500	0-3	.000	1-2	.500	0	1	1	6.8	5	1	1	1	0	7	9.0	
Missouri	02/12/2023	*	35:46	2-9	.222	1-3	.333	1-2	.500	0	2	2	6.6	2	0	1	1	0	6	8.9	
Tennessee	02/16/2023	*	31:25	3-9	.333	0-3	.000	0-0	.000	1	3	4	6.5	0	1	0	3	0	6	8.8	
at Georgia	02/19/2023	*	35:29	3-11	.273	0-6	.000	0-0	.000	0	7	7	6.6	3	3	2	0	1	6	8.7	
at Mississippi St.	02/23/2023	*	32:31	2-8	.250	1-3	.333	2-3	.667	1	10	11	6.7	2	0	0	1	1	7	8.7	
Texas A&M	02/26/2023	*	29:49	3-6	.500	3-5	.600	0-0	.000	0	4	4	6.6	5	5	1	1	2	9	8.7	
vs Missouri	03/02/2023	*	39:08	3-11	.273	0-4	.000	0-0	.000	2	9	11	6.8	2	5	2	1	0	6	8.6	
vs South Carolina	03/03/2023	*	35:11	7-11	.636	3-7	.429	5-6	.833	0	4	4	6.7	4	4	2	1	0	22	9.0	
Totals			33	1078:45	103-294	.350	32-135	.237	59-84	.702	27	193	220	6.7	81	80	71	37	18	297	9.0

### Player Averages

Games Played	Minutes/game	Points/game	FG Pct	3FG Pct	FT Pct	Rebounds/game	Assists/game	Turnovers/game	Assist/Turnover ratio	Steals/game	Blocks/game
33	32.7	9.0	35.0	23.7	70.2	6.7	2.4	2.2	1.1	0.5	1.1

### CAREER STATISTICS

				Field Goals		3-Point		F-Throws		Rebounds											Scoring	
SEASON	TEAM	GP-GS	MIN/AVG	FG-FGA	FG%	3FG-3FGA	3FG%	FT-FTA	FT%	OFF	DEF	TOT	AVG	PF-FO	A	TO	BLK	STL	PTS	AVG		
2020-21	UConn	12-0	33/2.7	2-15	.133	1-11	.091	1-1	1.000	1	3	4	0.3	2-0	0	0	1	0	6	0.5		
2022-23	Ark	33-33	1079/32.7	103-294	.350	32-135	.237	59-84	.702	27	193	220	6.7	81-3	80	71	37	18	297	9.0		
TOTAL FOR Ark		33-33	1079/32.7	103-294	.350	32-135	.237	59-84	.702	27	193	220	6.7	81-3	80	71	37	18	297	9.0		
TOTAL		45-33	1112/24.7	105-309	.340	33-146	.226	60-85	.706	28	196	224	5.0	83-3	80	71	38	18	303	6.7		



2 Samara Spencer | So. | 5-7 | G | Fort Lauderdale, Fla. (St. Thomas Aquinas HS)

### SPENCER BENCHMARK STATS

Points	32	vs. Oral Roberts	12-4-22
FG Made	10	at #16 Creighton	12-17-22*
FG Att.	21	vs. NAU	11-24-22
3FG Made	6	vs. Oral Roberts	12-4-22
3FG Att.	11	vs. Tulsa	11-14-22
FT Made	7	vs. USF	12-21-22*
FT Att.	16	vs. Lamar	12-8-22
Off. Reb.	1	vs. Texas A&M	2-26-23*
Def. Reb.	9	at Missouri	1-8-23
Rebounds	9	at Missouri	1-8-23
Assists	10	vs. #16 Oregon	12-20-22
Blocks	2	vs. Missouri	3-2-23*
Steals	4	vs. NAU	11-24-22
Minutes	43	vs. Ole Miss	1-29-23

### GAME NOTES

- In last four games, has averaged 19.8 points, 3.5 rebounds and 2.8 assists per game
- Coming off 16 points against No. 1/1 South Carolina in SEC Tournament quarterfinals
- Recorded a near triple-double with 20 points, 10 assists and seven rebounds vs. No. 16/15 Oregon
- Went off on her 20th birthday vs. Oral Roberts with a career-high 32 points
- Fourth in minutes (32.0), sixth in assists (4.2) and free throw attempts (157), eighth in field goal attempts (405), 10th in assist/turnover ratio (1.5) and 15
- In the NCAA, 53rd in total assists (138), which is the ninth most in single season as a Razorback
- Named 2022 SEC Freshman of the Year, first Arkansas player since 2009 (C'eria Ricketts)
- Won SEC Freshman of the Week four times last season
- Has registered 10 career 20-point games, including seven this season (one of those 30+)
- Finished third on the team in scoring and led the way in assists (96) as a freshman
- Led St. Thomas Aquinas to a state title during her senior season

### WHO IS SAMARA SPENCER?

- Majoring in recreation and sport management
- First Floridian to make up an Arkansas WBB roster since 2010
- Favorite foods: Steak or lasagna
- Favorite place to eat in Fayetteville: Tacos 4 Life
- Proudest accomplishment in basketball: winning SEC Freshman of the year last year

### #2 SPENCER, Samara

Opponent	Date	GS	MIN	FG-FGA	PCT	3FG-3FGA	PCT	Free throws	PCT	OFF	DEF	TOT	AVG	PF	A	TO	BLK	STL	PTS	AVG	
at Ark.-Pine Bluff	11/07/2022	*	31:00	6-16	.375	1-7	.143	2-8	.250	0	4	4	4.0	4	4	1	0	0	15	15.0	
Central Ark.	11/11/2022	*	18:51	1-5	.200	0-2	.000	3-7	.429	0	2	2	3.0	3	3	2	0	0	5	10.0	
Tulsa	11/14/2022	*	39:04	3-16	.188	3-11	.273	4-6	.667	0	3	3	3.0	2	4	2	0	0	13	11.0	
Kent St.	11/17/2022	*	28:15	8-13	.615	3-6	.500	3-4	.750	0	7	7	4.0	1	7	2	0	1	22	13.8	
at Little Rock	11/20/2022	*	30:08	4-9	.444	0-4	.000	3-4	.750	0	7	7	4.6	1	6	6	0	0	11	13.1	
vs Northern Ariz.	11/24/2022	*	39:29	10-21	.476	3-7	.429	4-6	.667	0	4	4	4.5	1	2	2	0	4	27	15.5	
vs Clemson	11/25/2022	*	27:30	1-5	.200	0-2	.000	1-6	.167	0	5	5	4.6	3	6	8	0	0	3	13.7	
vs Kansas St.	11/26/2022	*	30:17	3-11	.273	0-6	.000	0-0	.000	1	7	8	5.0	3	4	3	0	3	6	12.8	
Troy	12/01/2022	*	27:47	8-15	.533	3-8	.375	0-3	.000	0	3	3	4.8	1	6	3	0	1	19	13.4	
Oral Roberts	12/04/2022	*	30:40	10-17	.588	6-8	.750	6-12	.500	1	1	2	4.5	1	3	2	1	3	32	15.3	
Lamar University	12/08/2022	*	33:45	5-10	.500	1-3	.333	6-16	.375	0	0	0	4.1	4	4	5	0	0	17	15.5	
Arkansas St.	12/11/2022	*	40:00	5-12	.417	2-5	.400	7-10	.700	0	4	4	4.1	0	4	4	1	2	19	15.8	
at Creighton	12/17/2022	*	36:38	10-17	.588	5-7	.714	1-4	.250	0	4	4	4.1	3	4	1	0	0	26	16.5	
vs Oregon	12/20/2022	*	38:40	6-18	.333	2-6	.333	6-8	.750	0	7	7	4.3	5	10	2	0	1	20	16.8	
vs South Fla.	12/21/2022	*	42:03	1-9	.111	0-5	.000	7-9	.778	0	6	6	4.4	1	3	4	2	1	9	16.3	
LSU	12/29/2022	*	34:09	7-15	.467	3-7	.429	0-4	.000	0	1	1	4.2	2	1	4	0	1	17	16.3	
at Kentucky	01/01/2023	*	33:22	1-8	.125	1-4	.250	3-4	.750	0	2	2	4.1	2	5	1	0	2	6	15.7	
Florida	01/05/2023	*	34:19	6-11	.545	3-5	.600	1-1	1.000	0	4	4	4.1	2	6	4	0	0	16	15.7	
at Missouri	01/08/2023	*	34:29	1-5	.200	0-4	.000	0-0	.000	0	9	9	4.3	1	6	0	0	2	2	15.0	
Vanderbilt	01/16/2023	*	37:55	9-15	.600	2-6	.333	3-4	.750	1	4	5	4.4	2	3	3	1	0	23	15.4	
at LSU	01/19/2023	*	35:27	7-15	.467	3-6	.500	1-2	1.000	0	2	2	4.2	3	6	0	0	1	13	15.3	
at South Carolina	01/22/2023	*	29:26	7-15	.467	1-3	.333	0-0	.000	0	1	1	4.1	0	1	0	1	0	15	15.3	
Alabama	01/26/2023	*	34:53	4-10	.400	2-3	.667	2-2	1.000	0	2	2	4.0	2	2	7	0	2	12	15.1	
Ole Miss	01/29/2023	*	42:57	6-13	.462	2-5	.400	2-2	1.000	0	5	5	4.0	1	6	3	1	3	16	15.2	
at Auburn	02/05/2023	*	35:48	1-8	.125	0-4	.000	5-6	.833	0	6	6	4.1	3	4	7	0	1	7	14.8	
at Vanderbilt	02/09/2023	*	37:31	1-8	.125	0-2	.000	0-0	.000	0	4	4	4.1	2	4	3	0	1	2	14.3	
Missouri	02/12/2023	*	28:10	2-6	.333	0-3	.000	2-2	1.000	0	2	2	4.0	0	2	1	0	2	6	14.0	
Tennessee	02/16/2023	*	33:49	4-13	.308	1-6	.167	1-2	.500	0	1	1	3.9	2	9	2	0	1	10	13.9	
at Georgia	02/19/2023	*	36:05	0-8	.000	0-8	.000	0-0	.000	0	0	0	3.8	2	2	5	0	1	0	13.4	
at Mississippi St.	02/23/2023	*	32:01	8-14	.571	4-7	.571	5-13	.385	0	2	2	3.7	5	1	2	0	3	25	13.8	
Texas A&M	02/26/2023	*	35:31	7-15	.467	3-8	.375	2-5	.400	1	4	5	3.8	0	5	3	0	0	19	14.0	
vs Missouri	03/02/2023	*	35:43	6-15	.400	2-7	.286	5-7	.714	0	5	5	3.8	0	4	0	2	0	19	14.1	
vs South Carolina	03/03/2023	*	26:14	7-17	.412	2-4	.500	0-0	.000	0	2	2	3.8	3	1	3	0	2	16	14.2	
Totals			33	111:58	163-405	.402	56-179	.313	86-157	.548	4	120	124	3.8	65	138	95	9	38	468	14.2

### Player Averages

Games Played	Minutes/game	Points/game	FG Pct	3FG Pct	FT Pct	Rebounds/game	Assists/game	Turnovers/game	Assist/Turnover ratio	Steals/game	Blocks/game
33	33.7	14.2	40.2	31.3	54.8	3.8	4.2	2.9	1.5	1.2	0.3

Stat	21-22	22-23	Career
Double Figure Pts	20	23	43
Double Figure Rebs	-	-	-
Double-Doubles	-	1	1
5+ Assists	5	12	17
5+ Blocks	-	-	-
5+ Steals	-	-	-
Led Team in Pts	5	13	18
Led Team in Reb	1	2	3
20+ Points	3	7	10
30+ Points	-	1	1

\* Most Recent

### CAREER STATISTICS

				Field Goals		3-Point		F-Throws		Rebounds										Scoring	
SEASON	TEAM	GP-GS	MIN/AVG	FG-FGA	FG%	3FG-3FGA	3FG%	FT-FTA	FT%	OFF	DEF	TOT	AVG	PF-FO	A	TO	BLK	STL	PTS	AVG	
2021-22	Ark	31-27	930/30.0	138-325	.425	44-128	.344	59-98	.602	18	96	114	3.7	49-0	96	82	8	36	379	12.2	
2022-23	Ark	33-33	1112/33.7	163-405	.402	56-179	.313	86-157	.548	4	120	124	3.8	65-2	138	95	9	38	468	14.2	
TOTAL		64-60	2042/31.9	301-730	.412	100-307	.326	145-255	.569	22	216	238	3.7	114-2	234	177	17	74	847	13.2	





4 Erynn Barnum | R-Sr. | 6-2 | F | Little Rock, Ark. (Little Rock Central HS)

BARNUM BENCHMARK STATS

2022-23 SEASON HIGHS

Points	37	vs. Ole Miss	1-29-23
FG Made	13	vs. Ole Miss	1-29-23
FG Att.	21	vs. Ole Miss	1-29-23
3FG Made	3	vs. Ole Miss	1-29-23*
3FG Att.	5	vs. Ole Miss	1-29-23
FT Made	9	vs. UCA	11-11-22
FT Att.	13	vs. Ole Miss	1-29-23*
Off. Reb.	6	at Vanderbilt	2-9-23*
Def. Reb.	9	at Little Rock	11-20-22
Rebounds	11	at Missouri	1-8-23*
Assists	7	at Kentucky	1-1-23
Blocks	3	vs. Missouri	2-12-23*
Steals	5	vs. Clemson	11-25-22
Minutes	43	vs. Ole Miss	1-29-23

CAREER HIGHS

Points	37	vs. Ole Miss	1-29-23
FG Made	13	vs. Ole Miss	1-29-23
FG Att.	21	vs. Ole Miss	1-29-23
3FG Made	3	vs. Ole Miss	1-29-23*
3FG Att.	5	vs. Ole Miss	1-29-23
FT Made	9	vs. UCA	11-11-22
FT Att.	13	vs. Ole Miss	1-29-23*
Off. Reb.	6	at UAPB	11-7-22*
Def. Reb.	9	at Little Rock	11-20-22
Rebounds	12	vs. Utah	3-18-22*
Assists	7	at Kentucky	1-1-23
Blocks	4	vs. Little Rock	12-21-19*
Steals	5	vs. Clemson	11-25-22
Minutes	43	vs. Ole Miss	1-29-23

SEC HIGHS

Points	37	vs. Ole Miss	1-29-23
FG Made	13	vs. Ole Miss	1-29-23
FG Att.	21	vs. Ole Miss	1-29-23
3FG Made	3	vs. Ole Miss	1-29-23
3FG Att.	5	vs. Ole Miss	1-29-23
FT Made	6	vs. Vanderbilt	1-16-23
FT Att.	11	vs. Vanderbilt	1-16-23
Off. Reb.	6	at Vanderbilt	2-9-23*
Def. Reb.	7	at Missouri	1-8-23
Rebounds	11	at Missouri	1-8-23
Assists	7	at Kentucky	1-1-23
Blocks	3	vs. Missouri	2-12-23*
Steals	3	vs. No. 1/1 SC	3-3-23*
Minutes	43	vs. Ole Miss	1-29-23

NOTABLES

Stat	19-20	20-21	21-22	22-23	Career
Double Figure Pts	4	9	5	26	44
Double Figure Rebs	1	1	1	2	6
Double-Doubles	1	1	-	2	4
5+ Assists	-	-	-	3	3
5+ Blocks	-	-	-	-	-
5+ Steals	-	-	-	1	1
Led Team in Pts	1	-	3	11	15
Led Team in Reb	4	7	7	16	34
20+ Points	-	-	-	9	9
30+ Points	-	-	-	1	1

\* Most Recent

GAME NOTES

- Named to All-SEC Second Team
- One of 10 candidates for the Katrina McClain Award, given to the best power forward in the country
- Logged eight points, three assists and steals and two blocks vs. No. 1/1 SC at SECT quarterfinals
- Recorded career-high 37 points vs. Ole Miss to be the seventh most points scored by a Razorback in school history, while also surpassing 500 career rebounds
- Leads the team with nine 20-point games, never having one prior to this season
- Now an 1,000-point and 500-rebound club member, 18th Razorback in school history
- Was a perfect 8-of-8 vs. Arkansas State and 5-for-5 vs. Little Rock
- Third in FG percentage (.558), seventh in scoring (15.7) & 14th in rebounds (6.3) in the league
- In NCAA, sits 24th in free throw attempts (193) and 27th in FG percentage
- Ended 2021-22 season by matching a career-high 12 rebounds vs. Utah at the NCAA Tournament
- Averaged 7.6 points, 4.8 rebounds and 17.5 minutes per game last season

WHO IS ERYNN BARNUM?

- Majoring in recreation and sport management
- Played volleyball and was player of the year in high school
- Does her hair before every game
- One of eight siblings
- Born in Pasadena, Calif. and moved to Little Rock when she was 6
- Favorite food: shrimp alfredo

#4 BARNUM, Erynn

Opponent	Date	GS	MIN	Total		3-Pointers		Free throws		Rebounds			PF	A	TO	BLK	STL	PTS	AVG		
				FG-FGA	PCT	3FG-3FGA	PCT	FT-FTA	PCT	OFF	DEF	TOT								AVG	
at Ark.-Pine Bluff	11/07/2022	*	25:04	6-14	.429	0-0	.000	3-13	.231	6	5	11	11.0	2	1	2	0	4	15	15.0	
Central Ark.	11/11/2022	*	22:29	5-8	.625	0-1	.000	9-9	1.000	4	5	9	10.0	2	2	1	3	0	19	17.0	
Tulsa	11/14/2022	*	30:32	10-12	.833	0-0	.000	7-12	.583	3	5	8	9.3	3	0	1	1	2	27	20.3	
Kent St.	11/17/2022	*	21:02	9-13	.692	1-2	.500	1-1	1.000	2	4	6	8.5	0	1	1	1	0	20	20.3	
at Little Rock	11/20/2022	*	20:40	5-5	1.000	0-0	.000	5-6	.833	0	9	9	8.6	3	1	5	1	0	15	19.2	
vs Northern Ariz.	11/24/2022	*	23:03	3-9	.333	0-1	.000	1-2	.500	3	4	7	8.3	3	2	2	0	2	7	17.2	
vs Clemson	11/25/2022	*	25:33	4-5	.800	0-0	.000	6-9	.667	2	7	9	8.4	1	1	1	1	5	14	16.7	
vs Kansas St.	11/26/2022	*	28:44	7-9	.778	0-0	.000	3-5	.600	2	2	4	7.9	1	1	3	2	3	17	16.8	
Troy	12/01/2022	*	19:10	8-9	.889	0-1	.000	2-2	1.000	3	5	8	7.9	1	2	1	0	2	18	16.9	
Oral Roberts	12/04/2022	*	19:43	3-5	.600	0-0	.000	0-0	.000	2	3	5	7.6	3	4	1	1	0	6	15.8	
Lamar University	12/08/2022	*	33:51	2-4	.500	0-1	.000	1-4	.250	3	5	8	7.6	2	3	5	2	1	5	14.8	
Arkansas St.	12/11/2022	*	18:25	8-8	1.000	0-0	.000	0-0	.000	0	1	1	7.1	3	0	2	1	0	16	14.9	
at Creighton	12/17/2022	*	29:35	5-9	.556	0-0	.000	5-7	.714	1	1	2	6.7	2	4	0	2	2	15	14.9	
vs Oregon	12/20/2022	*	27:14	8-17	.471	3-4	.750	3-4	.750	5	4	9	6.9	4	0	0	1	0	22	15.4	
vs South Fla.	12/21/2022	*	39:26	9-17	.529	0-1	.000	3-6	.500	1	2	3	6.6	2	2	2	0	1	21	15.8	
LSU	12/29/2022	*	23:38	3-9	.333	0-2	.000	1-2	.500	0	4	4	6.4	3	1	1	0	0	7	15.3	
at Kentucky	01/01/2023	*	29:17	7-11	.636	0-0	.000	3-4	.750	4	4	8	6.5	2	7	3	3	0	17	15.4	
Florida	01/05/2023	*	24:35	5-8	.625	1-1	1.000	4-8	.500	2	6	8	6.6	4	6	1	1	1	15	15.3	
at Missouri	01/08/2023	*	36:41	9-13	.692	0-1	.000	3-7	.429	4	7	11	6.8	1	2	2	1	1	21	15.6	
Vanderbilt	01/16/2023	*	34:29	6-12	.500	0-0	.000	6-11	.545	4	5	9	7.0	2	5	1	2	3	18	15.8	
at LSU	01/19/2023	*	28:39	7-14	.500	1-4	.250	5-5	1.000	1	6	7	7.0	4	1	3	2	1	20	16.0	
at South Carolina	01/22/2023	*	20:00	3-11	.273	0-3	.000	5-6	.833	0	2	2	6.7	2	2	2	0	2	11	15.7	
Alabama	01/26/2023	*	33:58	8-14	.571	0-1	.000	4-6	.667	4	5	9	6.8	4	0	2	0	2	20	15.9	
Ole Miss	01/29/2023	*	42:42	13-21	.619	3-5	.600	8-13	.615	1	5	6	6.8	2	3	4	1	3	37	16.8	
at Auburn	02/05/2023	*	28:42	5-12	.417	0-0	.000	4-9	.444	6	3	9	6.9	3	0	4	0	1	14	16.7	
at Vanderbilt	02/09/2023	*	25:33	4-8	.500	0-0	.000	4-4	1.000	6	1	7	6.9	4	0	5	1	1	12	16.5	
Missouri	02/12/2023	*	29:36	4-7	.571	1-3	.333	5-6	.833	4	5	9	7.0	3	2	12	3	0	14	16.4	
Tennessee	02/16/2023	*	23:07	10-17	.588	1-3	.333	4-6	.667	0	1	1	6.8	3	0	0	1	0	25	16.7	
at Georgia	02/19/2023	*	27:03	6-12	.500	0-0	.000	4-5	.800	4	3	7	6.8	1	0	2	1	0	16	16.7	
at Mississippi St.	02/23/2023	*	20:04	3-8	.375	0-1	.000	3-3	1.000	2	3	5	6.7	3	1	2	0	1	9	16.4	
Texas A&M	02/26/2023	*	23:42	3-7	.429	1-2	.500	5-10	.500	2	3	5	6.6	4	1	1	1	1	12	16.3	
vs Missouri	03/02/2023	*	15:39	1-1	1.000	0-0	.000	2-4	.500	0	2	2	6.5	4	1	3	0	0	4	15.9	
vs South Carolina	03/03/2023	*	28:21	2-13	.154	1-4	.250	3-4	.750	1	0	1	6.3	2	3	1	2	3	8	15.7	
Totals			33	880:17	191-342	.558	13-41	.317	122-193	.632	82	127	209	6.3	83	59	76	35	42	517	15.7

Player Averages

Games Played	Minutes/game	Points/game	FG Pct	3FG Pct	FT Pct	Rebounds/game	Assists/game	Turnovers/game	Assist/Turnover ratio	Steals/game	Blocks/game
33	26.7	15.7	55.8	31.7	63.2	6.3	1.8	2.3	0.8	1.3	1.1

CAREER STATISTICS

		Field Goals				3-Point		F-Throws		Rebounds								Scoring		
SEASON	TEAM	GP-GS	MIN/AVG	FG-FGA	FG%	3FG-3FGA	3FG%	FT-FTA	FT%	OFF	DEF	TOT	AVG	PF-FO	A	TO	BLK	STL	PTS	AVG
2019-20	Ark	27-0	306/11.3	50-98	.510	3-7	.429	31-52	.596	31	76	107	4.0	26-0	5	11	28	15	134	5.0
2020-21	Ark	28-0	455/16.3	85-145	.586	1-7	.143	44-87	.506	34	94	128	4.6	56-0	11	30	23	21	215	7.7
2021-22	Ark	22-10	385/17.5	55-134	.410	3-16	.188	55-80	.688	35	70	105	4.8	32-0	18	26	12	20	168	7.6
2022-23	Ark	33-33	880/26.7	191-342	.558	13-41	.317	122-193	.632	82	127	209	6.3	83-0	59	76	35	42	517	15.7
TOTAL		110-43	2027/18.4	381-719	.530	20-71	.282	252-412	.612	182	367	549	5.0	197-0	93	143	98	98	1034	9.4





## 11 Rylee Langerman | Jr. | 5-9 | G | Norman, Okla. (Christian Heritage HS)

### LANGERMAN BENCHMARK STATS

Points	10	vs. Tulsa	11-14-22
FG Made	3	vs. UCA	11-11-22
FG Att.	7	vs. Tulsa	11-14-22
3FG Made	2	at Kentucky	1-1-23*
3FG Att.	5	vs. Tulsa	11-14-22
FT Made	4	vs. Tulsa	11-14-22
FT Att.	6	vs. Tulsa	11-14-22
Off. Reb.	4	vs. #16 Oregon	12-21-22*
Def. Reb.	7	vs. No. 1/1 SC	3-3-23
Rebounds	7	vs. No. 1/1 SC	3-3-23*
Assists	3	vs. Troy	12-1-22
Blocks	1	vs. No. 1/1 SC	3-3-23*
Steals	4	vs. USF	12-21-22*
Minutes	25	vs. #16 Oregon	12-20-22*

Points	17	vs. Missouri	1-9-22
FG Made	6	vs. Missouri	1-9-22
FG Att.	10	vs. Missouri	1-9-22
3FG Made	5	vs. Missouri	1-9-22
3FG Att.	6	vs. Missouri	1-9-22
FT Made	4	vs. Tulsa	11-14-22*
FT Att.	6	vs. Tulsa	11-14-22*
Off. Reb.	5	vs. Auburn	2-10-22
Def. Reb.	7	vs. No. 1/1 SC	3-3-23*
Rebounds	11	at Texas A&M	2-3-22
Assists	4	vs. UCA	12-13-20
Blocks	2	vs. Missouri	3-3-22
Steals	4	vs. USF	12-20-22*
Minutes	34	at Florida	2-17-22

Points	17	vs. Missouri	1-9-22
FG Made	6	vs. Missouri	1-9-22
FG Att.	10	vs. Missouri	1-9-22
3FG Made	5	vs. Missouri	1-9-22
3FG Att.	6	vs. Missouri	1-9-22
FT Made	3	vs. Florida	1-5-23
FT Att.	5	vs. Florida	1-5-23
Off. Reb.	5	vs. Auburn	2-10-22
Def. Reb.	7	vs. No. 1/1 SC	3-3-23*
Rebounds	11	at Texas A&M	2-3-22
Assists	3	vs. #12/11 LSU	1-27-2
Blocks	2	vs. Missouri	3-3-22
Steals	4	at Missouri	2-13-22
Minutes	34	at Florida	2-17-22

Stat	20-21	21-22	22-23	Career
Double Figure Pts	-	1	1	2
Double Figure Rebs	-	1	-	1
Double-Doubles	-	-	-	-
5 + Assists	-	-	-	-
5 + Blocks	-	-	-	-
5 + Steals	-	-	-	-
Led Team in Pts	-	-	-	-
Led Team in Reb	-	2	1	3
20 + Points	-	-	-	-
30+ Points	-	-	-	-

\* Most Recent

### GAME NOTES

- SEC Community Service Team recipient for second year & a CSC Academic All-District Team member
- Coming off a season-high seven rebounds, all defensive, against No. 1/1 SC in SECT quarterfinals
- Hit a huge 3-pointer at start of fourth quarter vs. Missouri, logging four rebounds and two steals
- Glue girl on the team, known for being the player that holds everything together
- Hustle-type or game changing plays are called "Rylees"
- Has matched a career-high four steals in three games this season
- Logged 10 points, five rebounds and four steals against Tulsa
- Leads the bench with minutes logged per game, averaging 17.5 per game
- Averaged 3.2 points and 3.7 rebounds across 19.2 minutes played per game as a sophomore

### WHO IS RYLEE LANGERMAN?

- Majoring in biology
- Easily a fan favorite for the work she has done in the community, serving as an inspiration especially for those who also have Alopecia
- Has a twin brother named Ryan who played basketball and golf
- Chose Arkansas because of the atmosphere and culture
- Can play the guitar
- Favorite place to eat in Fayetteville: Sassy's BBQ

### #11 LANGERMAN, Rylee

Opponent	Date	GS	MIN	Total		3-Pointers		Free throws		Rebounds				PF	A	TO	BLK	STL	PTS	AVG	
				FG-FGA	PCT	3FG-3FGA	PCT	FT-FTA	PCT	OFF	DEF	TOT	AVG								
at Ark.-Pine Bluff	11/07/2022		22:50	1-1	1.000	0-0	.000	2-4	.500	4	2	6	6.0	3	0	2	0	4	4.0		
Central Ark.	11/11/2022		24:26	3-5	.600	2-4	.500	1-3	.333	0	4	4	5.0	2	0	1	0	9	6.5		
Tulsa	11/14/2022		22:35	2-7	.286	2-5	.400	4-6	.667	2	3	5	5.0	3	1	0	0	4	10	7.7	
Kent St.	11/17/2022		19:11	2-5	.400	1-3	.333	0-0	.000	1	1	2	4.3	1	2	1	0	0	5	7.0	
at Little Rock	11/20/2022		13:45	1-1	1.000	0-0	.000	1-2	.500	0	0	0	3.4	1	0	0	0	0	3	6.2	
vs Northern Ariz.	11/24/2022		20:56	1-3	.333	0-1	.000	1-2	.500	0	2	2	3.2	1	1	1	0	0	3	5.7	
vs Clemson	11/25/2022		18:49	1-1	1.000	0-0	.000	1-2	.500	0	0	0	2.7	4	0	0	0	0	3	5.3	
vs Kansas St.	11/26/2022		11:39	0-0	.000	0-0	.000	0-0	.000	0	4	4	2.9	2	0	0	0	0	0	4.6	
Troy	12/01/2022		15:55	0-2	.000	0-2	.000	1-2	.500	1	4	5	3.1	2	3	2	0	0	1	4.2	
Oral Roberts	12/04/2022		16:32	1-4	.250	0-2	.000	1-2	.500	3	2	5	3.3	2	1	0	0	2	3	4.1	
Lamar University	12/08/2022		18:13	0-2	.000	0-2	.000	0-0	.000	1	5	6	3.5	0	0	1	1	1	0	3.7	
Arkansas St.	12/11/2022		18:56	2-5	.400	0-2	.000	1-2	.500	3	2	5	3.7	2	1	1	0	0	5	3.8	
at Creighton	12/17/2022		25:27	2-3	.667	2-3	.667	0-0	.000	1	4	5	3.8	1	0	0	0	0	6	4.0	
vs Oregon	12/20/2022		24:57	2-4	.500	2-2	1.000	1-2	.500	4	3	7	4.0	2	0	3	0	0	7	4.2	
vs South Fla.	12/21/2022		17:59	0-2	.000	0-2	.000	0-0	.000	2	1	3	3.9	3	1	0	0	4	0	3.9	
LSU	12/29/2022		17:16	0-1	.000	0-0	.000	0-0	.000	1	1	2	3.8	2	0	1	0	2	0	3.7	
at Kentucky	01/01/2023		22:54	2-4	.500	2-3	.667	0-0	.000	2	5	7	4.0	0	1	1	0	1	6	3.8	
Florida	01/05/2023		18:46	2-4	.500	1-2	.500	3-5	.600	1	2	3	3.9	3	2	1	0	2	8	4.1	
at Missouri	01/08/2023		17:08	1-3	.333	1-2	.500	0-0	.000	2	2	4	3.9	2	0	0	0	2	3	4.0	
Vanderbilt	01/16/2023		15:35	0-3	.000	0-2	.000	1-2	.500	1	2	3	3.9	2	0	0	1	1	1	3.9	
at LSU	01/19/2023		14:59	0-2	.000	0-1	.000	0-0	.000	0	2	2	3.8	1	0	0	0	1	0	3.7	
at South Carolina	01/22/2023		20:05	0-1	.000	0-1	.000	0-0	.000	1	1	2	3.7	4	0	1	0	0	0	3.5	
Alabama	01/26/2023		15:23	0-2	.000	0-1	.000	0-0	.000	0	0	0	3.6	1	0	0	0	1	0	3.3	
Ole Miss	01/29/2023		15:16	0-0	.000	0-0	.000	0-0	.000	0	3	3	3.5	4	0	0	0	2	0	3.2	
at Auburn	02/05/2023		13:57	0-1	.000	0-1	.000	1-2	.500	0	1	1	3.4	4	1	1	0	1	1	3.1	
at Vanderbilt	02/09/2023		10:40	0-0	.000	0-0	.000	0-0	.000	1	3	4	3.5	1	1	1	0	0	0	3.0	
Missouri	02/12/2023		13:28	1-2	.500	1-2	.500	0-0	.000	1	3	4	3.5	1	1	1	0	1	3	3.0	
Tennessee	02/16/2023		14:59	0-3	.000	0-3	.000	0-0	.000	0	2	2	3.4	3	0	0	0	0	0	2.9	
at Georgia	02/19/2023		12:27	0-0	.000	0-0	.000	0-0	.000	1	0	1	3.3	2	0	1	0	0	0	2.8	
at Mississippi St.	02/23/2023		16:48	0-1	.000	0-1	.000	2-2	1.000	0	1	1	3.3	1	1	0	0	1	2	2.8	
Texas A&M	02/26/2023		11:13	0-2	.000	0-2	.000	0-0	.000	1	1	2	3.2	1	0	0	0	0	0	2.7	
vs Missouri	03/02/2023		15:39	1-2	.500	1-2	.500	0-0	.000	1	3	4	3.3	2	0	2	0	2	3	2.7	
vs South Carolina	03/03/2023		18:21	0-0	.000	0-0	.000	0-0	.000	0	7	7	3.4	1	0	1	1	0	0	2.6	
Totals			0	577:03	25-76	.329	15-51	.294	21-38	.553	35	76	111	3.4	64	17	23	3	32	86	2.6

### Player Averages

Games Played	Minutes/game	Points/game	FG Pct	3FG Pct	FT Pct	Rebounds/game	Assists/game	Turnovers/game	Assist/Turnover ratio	Steals/game	Blocks/game
33	17.5	2.6	32.9	29.4	55.3	3.4	0.5	0.7	0.7	1.0	0.1

### CAREER STATISTICS

SEASON	TEAM	GP-GS	MIN/AVG	Field Goals FG-FGA FG%	3-Point 3FG-3FGA 3FG%	F-Throws FT-FTA FT%	Rebounds OFF DEF TOT AVG	Scoring PF-FO A TO BLK STL PTS AVG
2020-21	Ark	13-0	91/7.0	5-16 .313	4-10 .400	2-4 .500	2 12 14 1.1	10-0 7 9 1 1 16 1.2
2021-22	Ark	32-7	613/19.2	36-97 .371	16-50 .320	13-23 .565	41 78 119 3.7	83-2 30 31 11 28 101 3.2
2022-23	Ark	33-0	577/17.5	25-76 .329	15-51 .294	21-38 .553	35 76 111 3.4	64-0 17 23 3 32 86 2.6
<b>TOTAL</b>		<b>78-7</b>	<b>1281/16.4</b>	<b>66-189 .349</b>	<b>35-111 .315</b>	<b>36-65 .554</b>	<b>78 166 244 3.1</b>	<b>157-2 54 63 15 61 203 2.6</b>



**20** Karley Johnson | Fr. | 5-9 | G | Mustang, Okla. (Mustang HS)

## JOHNSON BENCHMARK STATS

2022-23 SEASON HIGHS	Points	1	at Little Rock	11-20-22
	FG Made	N/A		
	FG Att.	1	vs. Oral Roberts	12-4-22
	3FG Made	N/A		
	3FG Att.	N/A		
	FT Made	1	at Little Rock	11-20-22
	FT Att.	1	at Little Rock	11-20-22
	Off. Reb.	1	vs. Troy	12-1-22
	Def. Reb.	1	vs. Kent State	11-17-22
	Rebounds	1	vs. Troy	12-1-22*
	Assists	1	at Little Rock	11-20-22
	Blocks	N/A		
	Steals	1	at Little Rock	11-20-22*
	Minutes	6	vs. Troy	12-1-22*

CAREER HIGHS	Points	1	at Little Rock	11-20-22
	FG Made	N/A		
	FG Att.	1	vs. Oral Roberts	12-4-22
	3FG Made	N/A		
	3FG Att.	N/A		
	FT Made	1	at Little Rock	11-20-22
	FT Att.	1	at Little Rock	11-20-22
	Off. Reb.	1	vs. Troy	12-1-22
	Def. Reb.	1	vs. Kent State	11-17-22
	Rebounds	1	vs. Troy	12-1-22*
	Assists	1	at Little Rock	11-20-22
	Blocks	N/A		
	Steals	1	at Little Rock	11-20-22*
	Minutes	6	vs. Troy	12-1-22*

SEC HIGHS	Points	N/A		
	FG Made	N/A		
	FG Att.	N/A		
	3FG Made	N/A		
	3FG Att.	N/A		
	FT Made	N/A		
	FT Att.	N/A		
	Off. Reb.	N/A		
	Def. Reb.	N/A		
	Rebounds	N/A		
	Assists	N/A		
	Blocks	N/A		
	Steals	N/A		
	Minutes	2	vs. Florida	1-5-23

NOTABLES	Stat	22-23	Career
	Double Figure Pts	-	-
	Double Figure Rebs	-	-
	Double-Doubles	-	-
	5 + Assists	-	-
	5 + Blocks	-	-
	5 + Steals	-	-
	Led Team in Pts	-	-
	Led Team in Reb	-	-
	20 + Points	-	-
	30+ Points	-	-

\* Most Recent

## GAME NOTES

- Scored first collegiate point at Little Rock where she had a free throw in six minutes played
- Has appeared in eight games as a true freshman, most recently against Missouri
- Lone member of the fall 2021 signing class
- Recognized as a 2022 McDonald's All-American nominee
- Tabbed a four-time Oklahoman's Super 5 Honorable Mention choice
- As a senior at Mustang, averaged 12.3 points, 4.3 rebounds and 3.1 assists per game
- Only needed two years to eclipse 1,000 points, doing so as a sophomore

## WHO IS KARLEY JOHNSON?

- One of eight children
- Hidden talent: can juggle
- Favorite TV show: Criminal Minds
- Pregame ritual: puts everything on left to right
- Has English bulldogs named Roxie and Gus and a cat named Toast

## #20 JOHNSON, Karley

Opponent	Date	GS	MIN	Total		3-Pointers		Free throws		Rebounds				PF	A	TO	BLK	STL	PTS	AVG
				FG-FGA	PCT	3FG-3FGA	PCT	FT-FTA	PCT	OFF	DEF	TOT	AVG							
Central Ark.	11/11/2022		02:37	0-0	.000	0-0	.000	0-0	.000	0	0	0	0.0	0	0	0	0	0	0	0.0
Kent St.	11/17/2022		02:33	0-0	.000	0-0	.000	0-0	.000	0	1	1	0.5	0	0	0	0	0	0	0.0
at Little Rock	11/20/2022		06:19	0-0	.000	0-0	.000	1-2	.500	0	0	0	0.3	0	1	0	0	1	1	0.3
vs Kansas St.	11/26/2022		00:47	0-0	.000	0-0	.000	0-0	.000	0	0	0	0.3	0	0	0	0	0	0	0.3
Troy	12/01/2022		05:38	0-0	.000	0-0	.000	0-0	.000	1	0	1	0.4	0	0	0	0	0	0	0.2
Oral Roberts	12/04/2022		02:43	0-1	.000	0-0	.000	0-0	.000	0	0	0	0.3	0	0	0	0	0	0	0.2
Florida	01/05/2023		01:50	0-0	.000	0-0	.000	0-0	.000	0	0	0	0.3	1	0	0	0	0	0	0.1
Missouri	02/12/2023		01:25	0-0	.000	0-0	.000	0-0	.000	0	0	0	0.3	0	0	0	0	0	0	0.1
<b>Totals</b>		<b>0</b>	<b>23:52</b>	<b>0-1</b>	<b>.000</b>	<b>0-0</b>	<b>.000</b>	<b>1-2</b>	<b>.500</b>	<b>1</b>	<b>1</b>	<b>2</b>	<b>0.3</b>	<b>1</b>	<b>1</b>	<b>0</b>	<b>0</b>	<b>2</b>	<b>1</b>	<b>0.1</b>

## Player Averages

Games Played	Minutes/ game	Points/ game	FG Pct	3FG Pct	FT Pct	Rebounds/ game	Assists/ game	Turnovers/ game	Assist/Turnover ratio	Steals/ game	Blocks/ game
8	3.0	0.1	0.0	0.0	50.0	0.3	0.1	0.0	1.0	0.3	0.0

## CAREER STATISTICS

				Field Goals		3-Point		F-Throws		Rebounds									Scoring	
SEASON	TEAM	GP-GS	MIN/AVG	FG-FGA	FG%	3FG-3FGA	3FG%	FT-FTA	FT%	OFF	DEF	TOT	AVG	PF-FO	A	TO	BLK	STL	PTS	AVG
2022-23	Ark	8-0	24/3.0	0-1	.000	0-0	.000	1-2	.500	1	1	2	0.3	1-0	1	0	0	2	1	0.1
TOTAL		8-0	24/3.0	0-1	.000	0-0	.000	1-2	.500	1	1	2	0.3	1-0	1	0	0	2	1	0.1



21 Loren Lindsey | Fr. | 5-11 | G | Fayetteville, Ark. (Fayetteville HS)

### LINDSEY BENCHMARK STATS

Points	N/A
FG Made	N/A
FG Att.	N/A
3FG Made	N/A
3FG Att.	N/A
FT Made	N/A
FT Att.	N/A
Off. Reb.	N/A
Def. Reb.	N/A
Rebounds	N/A
Assists	N/A
Blocks	N/A
Steals	N/A
Minutes	5 at Little Rock 11-20-22

Points	N/A
FG Made	N/A
FG Att.	N/A
3FG Made	N/A
3FG Att.	N/A
FT Made	N/A
FT Att.	N/A
Off. Reb.	N/A
Def. Reb.	N/A
Rebounds	N/A
Assists	N/A
Blocks	N/A
Steals	N/A
Minutes	5 at Little Rock 11-20-22

Points	N/A
FG Made	N/A
FG Att.	N/A
3FG Made	N/A
3FG Att.	N/A
FT Made	N/A
FT Att.	N/A
Off. Reb.	N/A
Def. Reb.	N/A
Rebounds	N/A
Assists	N/A
Blocks	N/A
Steals	N/A
Minutes	2 vs. Florida 1-5-23

Stat	22-23	Career
Double Figure Pts	-	-
Double Figure Rebs	-	-
Double-Doubles	-	-
5 + Assists	-	-
5 + Blocks	-	-
5 + Steals	-	-
Led Team in Pts	-	-
Led Team in Reb	-	-
20 + Points	-	-
30+ Points	-	-

\* Most Recent

### GAME NOTES

- Played season-high five minutes at Little Rock
- Made first collegiate appearance versus UCA and has appeared in seven games this season
- One of two freshmen on the team
- Talented player out of Fayetteville High School, coming to Arkansas as a walk-on
- Tabbed to All-Conference 6A West All-Defensive Team
- Northwest Arkansas Democrat Gazette Player of the Week (Feb. 2, 2022)

### WHO IS LOREN LINDSEY?

- Finance major
- Grew up in Northwest Arkansas so it was always a dream to play for the Razorbacks, especially with her granddad, dad, uncle and cousins all playing football here
- Favorite pair of shoes she owns is her Jordans
- Favorite food is hibachi and best restaurant in Fayetteville is Kobe
- Favorite movie: Hoosiers

### #21 LINDSEY, Loren

Opponent	Date	GS	MIN	Total FG-FGA	PCT	3-Pointers 3FG-3FGA	PCT	Free throws FT-FTA	PCT	Rebounds OFF DEF TOT AVG	PF	A	TO	BLK	STL	PTS	AVG
Central Ark.	11/11/2022		01:11	0-0	.000	0-0	.000	0-0	.000	0 0 0 0.0	0	0	0	0	0	0	0.0
at Little Rock	11/20/2022		04:56	0-0	.000	0-0	.000	0-0	.000	0 0 0 0.0	0	0	0	0	0	0	0.0
vs Kansas St.	11/26/2022		00:47	0-0	.000	0-0	.000	0-0	.000	0 0 0 0.0	0	0	0	0	0	0	0.0
Troy	12/01/2022		02:13	0-0	.000	0-0	.000	0-0	.000	0 0 0 0.0	0	0	0	0	0	0	0.0
Oral Roberts	12/04/2022		02:06	0-0	.000	0-0	.000	0-0	.000	0 0 0 0.0	0	0	0	0	0	0	0.0
Florida	01/05/2023		01:38	0-0	.000	0-0	.000	0-0	.000	0 0 0 0.0	0	0	0	0	0	0	0.0
Missouri	02/12/2023		01:25	0-0	.000	0-0	.000	0-0	.000	0 0 0 0.0	0	0	0	0	0	0	0.0
<b>Totals</b>		<b>0</b>	<b>14:16</b>	<b>0-0</b>	<b>.000</b>	<b>0-0</b>	<b>.000</b>	<b>0-0</b>	<b>.000</b>	<b>0 0 0 0.0</b>	<b>0</b>	<b>0</b>	<b>0</b>	<b>0</b>	<b>0</b>	<b>0</b>	<b>0.0</b>

### Player Averages

Games Played	Minutes/game	Points/game	FG Pct	3FG Pct	FT Pct	Rebounds/game	Assists/game	Turnovers/game	Assist/Turnover ratio	Steals/game	Blocks/game
7	2.0	0.0	0.0	0.0	0.0	0.0	0.0	0.0	0.0	0.0	0.0

### CAREER STATISTICS

SEASON	TEAM	GP-GS	MIN/AVG	Field Goals FG-FGA FG%	3-Point 3FG-3FGA 3FG%	F-Throws FT-FTA FT%	Rebounds OFF DEF TOT AVG	Scoring PF-FO A TO BLK STL PTS AVG
2022-23	Ark	7-0	14/2.0	0-0 .000	0-0 .000	0-0 .000	0 0 0 0.0	0-0 0 0 0 0 0 0 0.0
<b>TOTAL</b>		<b>7-0</b>	<b>14/2.0</b>	<b>0-0 .000</b>	<b>0-0 .000</b>	<b>0-0 .000</b>	<b>0 0 0 0.0</b>	<b>0-0 0 0 0 0 0 0 0.0</b>





22 Avery Hughes | Sr. | 5-7 | G | Bentonville, Ark. (Bentonville HS)

HUGHES BENCHMARK STATS

2022-23 SEASON HIGHS

Points	4	vs. Troy	12-1-22
FG Made	1	vs. Troy	12-1-22
FG Att.	2	vs. Kent State	11-17-22
3FG Made	N/A		
3FG Att.	N/A		
FT Made	2	vs. Florida	1-5-22*
FT Att.	4	vs. Florida	1-5-22
Off. Reb.	N/A		
Def. Reb.	N/A		
Rebounds	N/A		
Assists	1	vs. Kent State	11-17-22
Blocks	N/A		
Steals	N/A		
Minutes	5	at Little Rock	11-20-22

CAREER HIGHS

Points	6	vs. UAPB	12-21-20*
FG Made	2	vs. UAPB	12-21-20*
FG Att.	4	vs. Tulsa	12-11-19
3FG Made	2	vs. UAPB	12-21-20*
3FG Att.	3	vs. Tulsa	12-11-19
FT Made	2	vs. Troy	12-1-22*
FT Att.	2	vs. Oral Roberts	12-4-22*
Off. Reb.	N/A		
Def. Reb.	1	vs. Kentucky	2-20-22*
Rebounds	1	vs. Kentucky	2-20-22*
Assists	2	vs. UAPB	12-21-20*
Blocks	N/A		
Steals	1	vs. ULM	12-3-20*
Minutes	10	vs. UAPB	12-21-20*

SEC HIGHS

Points	3	vs. Alabama	2-28-21
FG Made	1	at Ole Miss	2-16-20
FG Att.	1	vs. LSU	1-27-22*
3FG Made	N/A		
3FG Att.	1	vs. LSU	1-27-22*
FT Made	3	vs. Alabama	2-28-21
FT Att.	3	vs. Alabama	2-28-21
Off. Reb.	N/A		
Def. Reb.	1	vs. Kentucky	2-20-22
Rebounds	1	vs. Kentucky	2-20-22
Assists	N/A		
Blocks	N/A		
Steals	N/A		
Minutes	4	at Vanderbilt	1-19-20

NOTABLES

Stat	19-20	20-21	21-22	22-23	Career
Double Figure Pts	-	-	-	-	-
Double Figure Rebs	-	-	-	-	-
Double-Doubles	-	-	-	-	-
5 + Assists	-	-	-	-	-
5 + Blocks	-	-	-	-	-
5 + Steals	-	-	-	-	-
Led Team in Pts	-	-	-	-	-
Led Team in Reb	-	-	-	-	-
20 + Points	-	-	-	-	-
30+ Points	-	-	-	-	-

\* Most Recent

GAME NOTES

- Played 22 seconds on her Senior Day after playing as No. 22 for four seasons
- Logged two points against Florida, gathering her points at the free throw line
- Former walk-on who earned a scholarship prior to the 2021-22 season
- Appeared in 14 games last season
- Dropped a career-best six points on UAPB, hitting two threes in 2020-21
- Finished her career as Bentonville's second leading scorer and set single game records for points (34) and free throws (20-for-22)
- Honors include All-Arkansas Second-Team, All-Northwest Arkansas First-Team, Gatorade Player of the Week, two KURM Dream Team selections and team captain honors as a senior

WHO IS AVERY HUGHES?

- Nursing major
- Her proudest accomplishment is earning a scholarship as a walk-on
- Mother played basketball at Arkansas State
- Ran track and was a two-time state champion
- Calls the Arkansas faithful the best fans in the world
- Loves playing for Coach Neighbors because he lets the team make decisions for themselves, which helps her grow into the person she wants to be

#22 HUGHES, Avery

Opponent	Date	GS	MIN	Total		3-Pointers		Free throws		Rebounds				PF		A TO	BLK	STL	PTS	AVG
				FG-FGA	PCT	3FG-3FGA	PCT	FT-FTA	PCT	OFF	DEF	TOT	AVG							
Kent St.	11/17/2022		03:17	0-2	.000	0-0	.000	0-0	.000	0	0	0	0.0	0	1	1	0	0	0	0
at Little Rock	11/20/2022		05:04	0-1	.000	0-0	.000	2-2	1.000	0	0	0	0.0	2	0	0	0	0	2	1.0
vs Kansas St.	11/26/2022		00:47	0-0	.000	0-0	.000	0-0	.000	0	0	0	0.0	1	0	0	0	0	0	0.7
Troy	12/01/2022		03:22	1-1	1.000	0-0	.000	2-2	1.000	0	0	0	0.0	0	0	0	0	4	1.5	
Oral Roberts	12/04/2022		03:52	0-0	.000	0-0	.000	1-2	.500	0	0	0	0.0	0	1	0	0	1	1.4	
LSU	12/29/2022		02:31	0-0	.000	0-0	.000	0-0	.000	0	0	0	0.0	0	0	0	0	0	1.2	
at Kentucky	01/01/2023		00:40	0-0	.000	0-0	.000	0-0	.000	0	0	0	0.0	0	1	0	0	0	1.0	
Florida	01/05/2023		02:43	0-0	.000	0-0	.000	2-4	.500	0	0	0	0.0	0	0	0	0	2	1.1	
at Auburn	02/05/2023		00:08	0-0	.000	0-0	.000	0-0	.000	0	0	0	0.0	0	0	0	0	0	1.0	
Missouri	02/12/2023		02:08	0-0	.000	0-0	.000	0-0	.000	0	0	0	0.0	1	0	1	0	0	0.9	
Tennessee	02/16/2023		00:21	0-0	.000	0-0	.000	0-0	.000	0	0	0	0.0	0	0	0	0	0	0.8	
Texas A&M	02/26/2023		00:22	0-0	.000	0-0	.000	0-0	.000	0	0	0	0.0	0	0	0	0	0	0.8	
Totals			0 25:15	1-4	.250	0-0	.000	7-10	.700	0	0	0	0.0	4	1	4	0	9	0.8	

Player Averages

Games Played	Minutes/game	Points/game	FG Pct	3FG Pct	FT Pct	Rebounds/game	Assists/game	Turnovers/game	Assist/Turnover ratio	Steals/game	Blocks/game
12	2.1	0.8	25.0	0.0	70.0	0.0	0.1	0.3	0.3	0.0	0.0

CAREER STATISTICS

				Field Goals		3-Point		F-Throws		Rebounds										Scoring	
SEASON	TEAM	GP-GS	MIN/AVG	FG-FGA	FG%	3FG-3FGA	3FG%	FT-FTA	FT%	OFF	DEF	TOT	AVG	PF-FO	A	TO	BLK	STL	PTS	AVG	
2019-20	Ark	14-0	50/3.6	8-16	.500	3-9	.333	1-1	1.000	0	0	0	0.0	8-0	2	8	0	0	20	1.4	
2020-21	Ark	7-0	45/6.4	3-7	.429	3-6	.500	3-3	1.000	0	2	2	0.3	2-0	5	3	0	2	12	1.7	
2021-22	Ark	14-0	38/2.7	0-4	.000	0-2	.000	1-2	.500	0	2	2	0.1	3-0	2	2	0	1	1	0.1	
2022-23	Ark	12-0	25/2.1	1-4	.250	0-0	.000	7-10	.700	0	0	0	0.0	4-0	1	4	0	0	9	0.8	
TOTAL		47-0	158/3.4	12-31	.387	6-17	.353	12-16	.750	0	4	4	0.1	17-0	10	17	0	3	42	0.9	



24 Jersey Wolfenbarger | So. | 6-5 | G/F | Fort Smith, Ark. (Northside HS)

### WOLFENBARGER BENCHMARK STATS

Points	15	vs. A-State	12-11-22
FG Made	4	vs. Texas A&M	2-26-23*
FG Att.	9	vs. Lamar	12-8-22
3FG Made	3	vs. Troy	12-1-22
3FG Att.	5	vs. Troy	12-1-22
FT Made	5	vs. A-State	12-11-22*
FT Att.	6	vs. A-State	12-11-22
Off. Reb.	4	at UAPB	11-7-22
Def. Reb.	9	vs. Oral Roberts	12-4-22
Rebounds	12	vs. Oral Roberts	12-4-22
Assists	1	at Georgia	2-19-23*
Blocks	4	vs. Oral Roberts	12-4-22
Steals	2	vs. Lamar	12-8-22
Minutes	36	vs. A-State	12-11-22

Points	16	vs. UCA	12-18-21*
FG Made	7	vs. UCA	12-18-21
FG Att.	14	vs. #25 Georgia	2-24-22
3FG Made	3	vs. Troy	12-1-22*
3FG Att.	11	at #7 Tennessee	1-31-22
FT Made	5	vs. A-State	12-11-22*
FT Att.	6	at A-State	12-11-22*
Off. Reb.	4	at UAPB	11-7-22*
Def. Reb.	9	vs. Oral Roberts	12-4-22
Rebounds	12	vs. Oral Roberts	12-4-22
Assists	4	vs. #12 LSU	1-27-22
Blocks	4	vs. Oral Roberts	12-4-22
Steals	3	vs. Missouri	3-3-22*
Minutes	36	vs. A-State	12-11-21

Points	13	at Miss. State	2-27-22
FG Made	6	at Miss. State	2-27-22*
FG Att.	14	vs. #25 Georgia	2-24-22
3FG Made	3	at #7 Tennessee	1-31-22*
3FG Att.	11	at #7 Tennessee	1-31-22
FT Made	3	vs. Missouri	3-3-22*
FT Att.	6	at Florida	2-17-22
Off. Reb.	3	vs. #9/9 LSU	12-29-22*
Def. Reb.	8	at Missouri	2-13-22
Rebounds	11	at Missouri	2-13-22
Assists	4	vs. #12 LSU	1-27-22
Blocks	3	vs. #1 SC	3-4-22
Steals	3	vs. Missouri	3-3-22*
Minutes	30	at Missouri	2-13-22

Stat	21-22	22-23	Career
Double Figure Pts	12	2	14
Double Figure Rebs	2	1	3
Double-Doubles	2	-	2
5 + Assists	-	-	-
5 + Blocks	-	-	-
5 + Steals	-	-	-
Led Team in Pts	-	-	-
Led Team in Reb	4	2	6
20 + Points	-	-	-
30+ Points	-	-	-

\* Most Recent

### GAME NOTES

- Registered two points and a block vs. No. 1/1 SC at SEC Tournament quarterfinals
- Logged nine points, including going on a 7-0 run, with three rebounds vs. Texas A&M
- Started three games, averaging 9.3 points, 8.0 rebounds & 2.7 blocks per game through that stretch
- Tabbed to the SEC All-Freshman team in 2022
- Registered back-to-back double-doubles (at Missouri, 12p-11r and at Texas A&M, 12p-10r)
- Averaged 7.5 points, 4.3 rebounds, 1.1 assists and 0.9 blocks per game in her first season
- No. 7 overall recruit and No. 1 wing player in the ESPN HoopGurlz 2021 recruiting rankings at the time of her signing and a consensus five-star player out of Northside High School
- One of five finalists for the Jersey Mike's Naismith High School Player of the Year Award
- Arkansas' Gatorade Player of the year in 2020 and 2021

### WHO IS JERSEY WOLFENBARGER?

- Started playing when she was 5 at a local rec team in Missouri and her parents coached her
- Grew 13 inches from the time she was offered by Mike Neighbors to when she stepped foot on campus
- Most proud accomplishments in basketball are playing for Team USA at the Fiba World Championship and being a Razorback
- Her favorite thing about last season was Coach Todd saying his favorite thing about freshmen is they become sophomores
- Chose Arkansas because of the genuine coaching staff and to play for one of the best fanbases in the SEC
- Loves all thing natural like hiking, swimming and anything outdoors

### #24 WOLFENBARGER, Jersey

Opponent	Date	GS	MIN	Total		3-Pointers		Free throws		Rebounds				PF	A	TO	BLK	STL	PTS	AVG
				FG-FGA	PCT	3FG-3FGA	PCT	FT-FTA	PCT	OFF	DEF	TOT	AVG							
at Ark.-Pine Bluff	11/07/2022		20:37	2-7	.286	0-0	.000	3-4	.750	4	3	7	7.0	1	0	2	0	1	7	7.0
Central Ark.	11/11/2022		20:20	2-6	.333	1-3	.333	0-1	.000	0	1	1	4.0	2	0	0	0	0	5	6.0
Tulsa	11/14/2022		10:31	1-3	.333	0-2	.000	0-0	.000	0	0	0	2.7	2	0	0	0	0	2	4.7
Kent St.	11/17/2022		18:13	2-6	.333	0-2	.000	0-0	.000	1	5	6	3.5	1	0	0	0	1	4	4.5
at Little Rock	11/20/2022		17:05	2-6	.333	1-2	.500	1-2	.500	1	4	5	3.8	1	1	0	0	0	6	4.8
vs Northern Ariz.	11/24/2022		10:44	1-4	.250	0-2	.000	0-1	.000	1	3	4	3.8	1	0	0	0	0	2	4.3
vs Clemson	11/25/2022		10:51	0-2	.000	0-2	.000	1-2	.500	1	3	4	3.9	1	1	2	0	0	1	3.9
vs Kansas St.	11/26/2022		10:33	0-2	.000	0-1	.000	1-2	.500	0	2	2	3.6	2	0	0	0	0	1	3.5
Troy	12/01/2022		20:46	4-7	.571	3-5	.600	0-2	.000	2	1	3	3.6	1	0	0	2	1	11	4.3
Oral Roberts	12/04/2022	*	32:30	2-5	.400	0-2	.000	5-5	1.000	3	9	12	4.4	1	1	2	4	0	9	4.8
Lamar University	12/08/2022	*	32:20	2-9	.222	0-3	.000	0-0	.000	3	3	6	4.5	1	0	1	3	2	4	4.7
Arkansas St.	12/11/2022	*	35:49	4-8	.500	2-3	.667	5-6	.833	2	4	6	4.7	2	0	1	1	0	15	5.6
at Creighton	12/17/2022		14:51	0-1	.000	0-1	.000	0-0	.000	1	2	3	4.5	1	0	0	0	0	0	5.2
LSU	12/29/2022		24:09	0-4	.000	0-1	.000	1-2	.500	3	3	6	4.6	1	0	2	2	1	1	4.9
at Kentucky	01/01/2023		14:55	2-5	.400	0-0	.000	0-0	.000	0	3	3	4.5	2	0	2	0	0	4	4.8
Florida	01/05/2023		17:47	3-5	.600	0-1	.000	2-2	1.000	1	6	7	4.7	3	1	1	1	1	8	5.0
at Missouri	01/08/2023		12:47	1-3	.333	0-1	.000	0-0	.000	1	2	3	4.6	0	0	0	1	0	2	4.8
Vanderbilt	01/16/2023		09:35	0-0	.000	0-0	.000	0-0	.000	0	1	1	4.4	1	1	0	0	0	0	4.6
at LSU	01/19/2023		12:47	2-3	.667	0-0	.000	0-0	.000	1	2	3	4.3	3	0	1	0	0	4	4.5
at South Carolina	01/22/2023		19:13	1-4	.250	0-2	.000	0-0	.000	0	3	3	4.3	1	1	2	2	0	2	4.4
Alabama	01/26/2023		07:44	0-0	.000	0-0	.000	0-0	.000	0	0	0	4.0	0	0	0	0	0	0	4.2
Ole Miss	01/29/2023		03:05	0-0	.000	0-0	.000	0-0	.000	0	1	1	3.9	1	0	2	0	0	0	4.0
at Auburn	02/05/2023		08:11	1-1	1.000	0-0	.000	2-2	1.000	1	1	2	3.8	2	0	0	0	0	4	4.0
at Vanderbilt	02/09/2023		06:56	0-2	.000	0-2	.000	0-0	.000	0	0	0	3.7	0	0	0	0	0	0	3.8
Missouri	02/12/2023		18:20	1-1	1.000	0-0	.000	1-1	1.000	0	1	1	3.6	0	0	0	0	1	0	3.8
Tennessee	02/16/2023		20:35	2-5	.400	0-2	.000	0-0	.000	2	3	5	3.6	1	0	0	0	0	4	3.8
at Georgia	02/19/2023		11:39	0-2	.000	0-1	.000	0-0	.000	0	2	2	3.6	0	1	1	0	0	0	3.7
at Mississippi St.	02/23/2023		19:15	0-2	.000	0-2	.000	0-2	.000	2	4	6	3.6	1	0	0	0	0	0	3.5
Texas A&M	02/26/2023		16:50	4-7	.571	1-3	.333	0-0	.000	1	2	3	3.6	1	0	0	0	1	9	3.7
vs Missouri	03/02/2023		03:04	0-0	.000	0-0	.000	0-0	.000	0	0	0	3.5	2	0	0	0	0	0	3.6
vs South Carolina	03/03/2023		15:48	1-3	.333	0-2	.000	0-0	.000	0	1	1	3.4	1	0	0	1	0	2	3.5
Totals			3 497:49	40-113	.354	8-45	.178	22-34	.647	31	75	106	3.4	37	7	19	18	8	110	3.5

### Player Averages

Games Played	Minutes/ game	Points/ game	FG Pct	3FG Pct	FT Pct	Rebounds/ game	Assists/ game	Turnovers/ game	Assist/Turnover ratio	Steals/ game	Blocks/ game
31	16.1	3.5	35.4	17.8	64.7	3.4	0.2	0.6	0.4	0.3	0.6

### CAREER STATISTICS

				Field Goals		3-Point		F-Throws		Rebounds								Scoring		
SEASON	TEAM	GP-GS	MIN/AVG	FG-FGA	FG%	3FG-3FGA	3FG%	FT-FTA	FT%	OFF	DEF	TOT	AVG	PF-FO	A	TO	BLK	STL	PTS	AVG
2021-22	Ark	30-23	666/22.2	87-215	.405	17-70	.243	34-71	.479	37	93	130	4.3	76-2	32	37	27	21	225	7.5
2022-23	Ark	31-3	498/16.1	40-113	.354	8-45	.178	22-34	.647	31	75	106	3.4	37-0	7	19	18	8	110	3.5
TOTAL		61-26	1164/19.1	127-328	.387	25-115	.217	56-105	.533	68	168	236	3.9	113-2	39	56	45	29	335	5.5



30 Maryam Dauda | R-Fr. | 6-4 | F | Bentonville, Ark. (Bentonville HS)

DAUDA BENCHMARK STATS			
Points	11	at #3/4 LSU	1-19-23*
FG Made	5	at #3/4 LSU	1-19-23*
FG Att.	11	vs. Oral Roberts	12-4-22
3FG Made	1	at #3/4 LSU	1-19-23*
3FG Att.	4	at #1/1 SC	1-22-23*
FT Made	3	vs. A-State	12-11-22
FT Att.	4	vs. A-State	12-11-22*
Off. Reb.	6	vs. A-State	12-11-22
Def. Reb.	7	vs. Troy	12-1-22
Rebounds	8	vs. A-State	12-11-22*
Assists	3	vs. Missouri	3-2-23*
Blocks	2	vs. Missouri	3-2-23*
Steals	2	vs. Lamar	12-8-22
Minutes	22	vs. A-State	12-11-22*

2021-22 SEASON HIGHS			
Points	11	vs. A-State	12-11-22
FG Made	5	vs. Oral Roberts	12-4-22
FG Att.	11	vs. Oral Roberts	12-4-22
3FG Made	1	vs. #9/9 LSU	12-29-22*
3FG Att.	3	vs. Oral Roberts	12-4-22
FT Made	3	vs. A-State	12-11-22
FT Att.	4	vs. A-State	12-11-22*
Off. Reb.	6	vs. A-State	12-11-22
Def. Reb.	7	vs. Troy	12-1-22
Rebounds	8	vs. A-State	12-11-22*
Assists	3	vs. Missouri	3-2-23*
Blocks	2	vs. Missouri	3-2-23*
Steals	2	vs. Lamar	12-8-22
Minutes	22	vs. A-State	12-11-22*

CAREER HIGHS			
Points	11	at #3/4 LSU	1-19-23
FG Made	5	at #3/4 LSU	1-19-23
FG Att.	8	at #1/1 SC	1-22-23
3FG Made	1	at #3/4 LSU	1-19-23*
3FG Att.	4	at #1/1 SC	1-22-23
FT Made	2	vs. Missouri	3-2-23*
FT Att.	2	vs. Missouri	3-2-23*
Off. Reb.	5	vs. Missouri	3-2-23
Def. Reb.	3	at Miss. State	2-23-23
Rebounds	6	at Miss. State	2-23-23
Assists	3	vs. Missouri	3-2-23*
Blocks	2	vs. Missouri	3-2-23*
Steals	1	vs. No. 1/1 SC	3-3-23*
Minutes	18	vs. Missouri	3-2-23

SEC HIGHS			
Points	11	at #3/4 LSU	1-19-23
FG Made	5	at #3/4 LSU	1-19-23
FG Att.	8	at #1/1 SC	1-22-23
3FG Made	1	at #3/4 LSU	1-19-23*
3FG Att.	4	at #1/1 SC	1-22-23
FT Made	2	vs. Missouri	3-2-23*
FT Att.	2	vs. Missouri	3-2-23*
Off. Reb.	5	vs. Missouri	3-2-23
Def. Reb.	3	at Miss. State	2-23-23
Rebounds	6	at Miss. State	2-23-23
Assists	3	vs. Missouri	3-2-23*
Blocks	2	vs. Missouri	3-2-23*
Steals	1	vs. No. 1/1 SC	3-3-23*
Minutes	18	vs. Missouri	3-2-23

NOTABLES			
Stat	21-22	22-23	Career
Double Figure Pts	-	4	4
Double Figure Rebs	-	-	-
Double-Doubles	-	-	-
5 + Assists	-	-	-
5 + Blocks	-	-	-
5 + Steals	-	-	-
Led Team in Pts	-	-	-
Led Team in Reb	-	-	-
20 + Points	-	-	-
30+ Points	-	-	-

\* Most Recent

GAME NOTES

- Came up with 18 big minutes vs. Missouri in SECT with five offensive rebounds, three assists & two blocks and followed that up with two points and two assists in nine minutes vs. No. 1/1 SC in the quarterfinals
- Played her most efficient game of the year at No. 3/4 LSU, matching career-high 11 points with four rebounds (three offensive), two assists and two blocks in 13 minutes
- Logged 11 points and eight rebounds against Arkansas State
- Sat out during the 2021-22 season, recovering from ACL injury
- The 13th ranked player and top ranked post player in the ESPN HoopGurlz 2021 recruiting rankings at the time of her signing
- Consensus five star recruit out of Bentonville High School
- McDonald's All-American in 2021
- Naismith High School Player of the Year Semifinalist following her senior season

WHO IS MARYAM DAUDA?

- Majoring in international business
- Born in Nigeria and moved to the U.S. when she was 12
- Father played professional basketball in Belgium
- Favorite pair of shoes: Air Jordan 11 'Cool Grey'
- Favorite TV show: Gilmore Girls

#30 DAUDA, Maryam

Opponent	Date	GS	MIN	Total		3-Pointers		Free throws		Rebounds			PF	A	TO	BLK	STL	PTS	AVG	
				FG-FGA	PCT	3FG-3FGA	PCT	FT-FTA	PCT	OFF	DEF	TOT								AVG
at Ark.-Pine Bluff	11/07/2022		14:30	1-3	.333	0-0	.000	2-4	.500	2	1	3	3.0	4	1	1	1	1	4.0	
Central Ark.	11/11/2022		17:06	4-6	.667	0-0	.000	2-3	.667	3	2	5	4.0	3	0	2	1	1	10.7	
Tulsa	11/14/2022		09:28	1-2	.500	1-2	.500	0-0	.000	2	1	3	3.7	1	0	2	0	0	3.7	
Kent St.	11/17/2022		18:58	2-5	.400	0-0	.000	2-4	.500	2	3	5	4.0	3	1	2	0	0	6.8	
at Little Rock	11/20/2022		14:55	3-5	.600	1-1	1.000	0-0	.000	1	3	4	4.0	4	2	2	1	1	7.5	
vs Northern Ariz.	11/24/2022		16:23	2-3	.667	0-1	.000	1-2	.500	2	2	4	4.0	1	1	2	3	0	5.8	
vs Clemson	11/25/2022		14:27	0-2	.000	0-0	.000	0-0	.000	2	1	3	3.9	0	0	0	0	0	5.0	
vs Kansas St.	11/26/2022		11:16	1-2	.500	1-1	1.000	2-2	1.000	2	2	4	3.9	2	0	2	0	0	5.0	
Troy	12/01/2022		20:50	0-6	.000	0-1	.000	0-0	.000	0	7	7	4.2	4	0	1	0	0	4.4	
Oral Roberts	12/04/2022		22:08	5-11	.455	0-3	.000	0-0	.000	3	5	8	4.6	3	1	0	2	0	10.5	
Lamar University	12/08/2022		06:09	1-1	1.000	0-0	.000	0-0	.000	0	0	0	4.2	1	0	2	0	2	4.7	
Arkansas St.	12/11/2022		21:35	4-10	.400	0-0	.000	3-4	.750	6	2	8	4.5	1	1	2	0	1	11.5	
at Creighton	12/17/2022		10:25	1-2	.500	1-2	.500	1-2	.500	0	1	1	4.2	1	1	3	0	0	4.2	
vs Oregon	12/20/2022		11:49	3-7	.429	0-0	.000	0-0	.000	1	0	1	4.0	3	1	0	2	0	6.2	
vs South Fla.	12/21/2022		05:33	1-1	1.000	0-0	.000	0-0	.000	0	0	0	3.7	4	1	3	2	0	5.0	
LSU	12/29/2022		16:22	1-6	.167	1-2	.500	0-0	.000	1	1	2	3.6	2	0	1	0	1	3.4	
at Kentucky	01/01/2023		10:43	1-1	1.000	0-0	.000	0-0	.000	1	2	3	3.6	1	1	0	2	0	4.7	
Florida	01/05/2023		15:20	0-3	.000	0-1	.000	0-0	.000	0	1	1	3.4	2	3	0	0	0	4.4	
at Missouri	01/08/2023		03:19	0-1	.000	0-0	.000	0-0	.000	1	0	1	3.3	1	0	2	0	0	4.2	
Vanderbilt	01/16/2023		05:31	1-1	1.000	0-0	.000	0-0	.000	1	0	1	3.2	1	0	1	1	0	4.1	
at LSU	01/19/2023		12:57	5-7	.714	1-3	.333	0-0	.000	3	1	4	3.2	2	2	2	2	0	11.4	
at South Carolina	01/22/2023		19:02	2-8	.250	0-4	.000	1-1	1.000	0	2	2	3.2	2	0	1	2	0	5.4	
Alabama	01/26/2023		06:02	1-3	.333	0-1	.000	1-1	1.000	0	0	0	3.0	0	0	0	0	1	3.4	
Ole Miss	01/29/2023		02:18	0-0	.000	0-0	.000	2-2	1.000	0	0	0	2.9	0	0	2	0	0	4.3	
at Auburn	02/05/2023		01:30	0-0	.000	0-0	.000	0-0	.000	0	0	0	2.8	2	0	2	0	0	4.1	
Missouri	02/12/2023		02:08	0-0	.000	0-0	.000	0-0	.000	0	0	0	2.7	1	0	0	0	0	4.0	
Tennessee	02/16/2023		01:40	0-1	.000	0-0	.000	0-0	.000	1	1	2	2.7	1	0	0	0	0	3.8	
at Mississippi St.	02/23/2023		14:50	2-5	.400	0-1	.000	0-0	.000	3	3	6	2.8	4	0	2	1	0	4.3	
Texas A&M	02/26/2023		04:14	0-0	.000	0-0	.000	2-2	1.000	0	0	0	2.7	2	0	0	0	0	3.8	
vs Missouri	03/02/2023		17:52	0-2	.000	0-0	.000	2-2	1.000	5	0	5	2.8	1	3	3	2	0	3.7	
vs South Carolina	03/03/2023		08:58	1-2	.500	0-1	.000	0-0	.000	1	0	1	2.7	2	2	0	0	1	2.6	
Totals		0	358:19	43-106	.406	6-24	.250	21-29	.724	43	41	84	2.7	59	21	40	22	9	113	3.6

Player Averages

Games Played	Minutes/game	Points/game	FG Pct	3FG Pct	FT Pct	Rebounds/game	Assists/game	Turnovers/game	Assist/Turnover	Steals/game	Blocks/game
31	11.6	3.6	40.6	25.0	72.4	2.7	0.7	1.3	0.5	0.3	0.7

CAREER STATISTICS

				Field Goals		3-Point		F-Throws		Rebounds									Scoring	
SEASON	TEAM	GP-GS	MIN/AVG	FG-FGA	FG%	3FG-3FGA	3FG%	FT-FTA	FT%	OFF	DEF	TOT	AVG	PF-FO	A	TO	BLK	STL	PTS	AVG
2022-23	Ark	31-0	358/11.6	43-106	.406	6-24	.250	21-29	.724	43	41	84	2.7	59-0	21	40	22	9	113	3.6
TOTAL		31-0	358/11.6	43-106	.406	6-24	.250	21-29	.724	43	41	84	2.7	59-0	21	40	22	9	113	3.6





34 Chrissy Carr | R-Sr. | 6-1 | G | Eden Prairie, Minn. (Manhattan [Kan.]) | Syracuse

### CARR BENCHMARK STATS

2022-23 SEASON HIGHS

Points	34	vs. Missouri	3-2-23
FG Made	11	vs. Missouri	3-2-23
FG Att.	17	vs. Oral Roberts	12-4-22
3FG Made	6	vs. Missouri	3-2-23
3FG Att.	13	at Georgia	2-19-23
FT Made	6	vs. Missouri	3-2-23*
FT Att.	8	vs. Lamar	12-8-22
Off. Reb.	3	at Miss. State	2-23-23*
Def. Reb.	8	vs. UCA	11-11-22
Rebounds	8	vs. UCA	11-11-22
Assists	3	vs. #16 Oregon	12-20-22
Blocks	3	at #1/1 SC	1-22-23
Steals	2	at #3/4 LSU	1-19-23*
Minutes	37	at Vanderbilt	2-9-23

CAREER HIGHS

Points	34	vs. Missouri	3-2-23
FG Made	11	vs. Missouri	3-2-23
FG Att.	20	at West Virginia^	3-3-21*
3FG Made	6	vs. Missouri	3-2-23
3FG Att.	13	at Georgia	2-19-23*
FT Made	11	vs. TCU^	3-1-21
FT Att.	12	vs. TCU^	3-1-21
Off. Reb.	4	at Kansas^	1-23-21
Def. Reb.	10	vs. Texas Tech^	2-24-21
Rebounds	15	vs. Morgan St. #	11-17-21
Assists	5	vs. Iowa State^	1-28-21
Blocks	3	at #1/1 SC	1-22-23*
Steals	4	vs. Morgan St. #	11-17-21*
Minutes	43	vs. UTRGV^	12-28-19
^ at Kansas State		# at Syracuse	

SEC HIGHS

Points	32	vs. Missouri	3-2-23
FG Made	11	vs. Missouri	3-2-23
FG Att.	16	at Georgia	2-19-23
3FG Made	6	vs. Missouri	3-2-23
3FG Att.	13	at Georgia	2-19-23
FT Made	6	vs. Missouri	3-2-23
FT Att.	6	vs. Missouri	3-2-23
Off. Reb.	3	at Miss. State	2-23-23
Def. Reb.	6	vs. Texas A&M	2-26-23
Rebounds	6	vs. Texas A&M	2-26-23
Assists	2	vs. Alabama	1-26-23*
Blocks	3	at #1/1 SC	1-22-23
Steals	2	at #3/4 LSU	1-19-23*
Minutes	37	at Vanderbilt	2-9-23

NOTABLES

Stat	18-19	19-20	20-21	21-22	22-23	Career
Double Figure Pts	13	13	20	18	19	83
Double Figure Rebs	-	-	2	1	-	3
Double-Doubles	-	-	2	1	-	3
5+ Assists	-	-	3	-	-	3
5+ Blocks	-	-	-	-	-	-
5+ Steals	-	-	-	-	-	-
Led Team in Pts	3	5	9	9	7	33
Led Team in Reb	2	-	6	4	2	14
20+ Points	4	4	5	-	3	16
30+ Points	-	-	1	-	1	2

\* Most Recent

### GAME NOTES

- Earned career performance at SECT vs. Missouri with 34 points off 11-14 shooting & six 3-pointers
- Firing the 3-pointers as of late w/ 24 in the last eight games, now ninth most in a single season (77)
- Surpassed 500 rebounds in her career during first game vs. Vanderbilt
- Leads team with 77 3-pointers with her 2.3 triples per game ranked fourth in the SEC and her 224 3-point attempts leading the conference and No. 28 in the country
- Among active NCAA players, sits No. 11 in career 3-pointers (303) and 62 in scoring (1,701)
- Tabbed to Paradise Jam Reef All-Tournament Team, averaging 14.7 points and 5.0 rebounds per game
- Named No. 24 best transfer, according to ESPN
- Was third on the team in scoring at Syracuse (11.7 PPG)
- During junior year at Kansas State, averaged 15.2 points, 4.9 rebounds and 1.8 assists per game

### WHO IS CHRISSY CARR?

- Wears #34 because it's #43 flipped and it was her dad's (Chris Carr) number in the NBA
- Comes from a basketball family, as her father, Chris, played six seasons in the NBA and lost to Kobe Bryant in the 1997 dunk contest, and her brother, Cameron, just signed to play basketball at Tennessee
- If she feels like she isn't playing well, she'll change her hair at halftime
- Chose Arkansas for family atmosphere and coaches and loved Fayetteville
- Favorite pair of shoes: Nike Dunks
- Favorite TV show: How to Get Away with Murder

### #34 CARR, Chrissy

Opponent	Date	GS	MIN	Total		3-Pointers		Free throws		Rebounds				PF	A	TO	BLK	STL	PTS	AVG	
				FG-FGA	PCT	3FG-3FGA	PCT	FT-FTA	PCT	OFF	DEF	TOT	AVG								
at Ark.-Pine Bluff	11/07/2022	*	19:49	3-8	.375	2-5	.400	2-2	1.000	2	1	3	3.0	0	0	0	0	0	10	10.0	
Central Ark.	11/11/2022	*	25:25	2-8	.250	2-6	.333	2-2	1.000	0	8	8	5.5	1	0	3	0	1	8	9.0	
Tulsa	11/14/2022	*	22:32	1-9	.111	1-8	.125	0-0	.000	2	4	6	5.7	0	0	2	1	0	3	7.0	
Kent St.	11/17/2022	*	25:55	4-7	.571	2-4	.500	2-2	1.000	0	4	4	5.3	2	1	0	0	0	12	8.3	
at Little Rock	11/20/2022	*	23:57	7-10	.700	4-6	.667	4-4	1.000	1	1	2	4.6	2	0	2	0	0	22	11.0	
vs Northern Ariz.	11/24/2022	*	25:46	2-8	.250	0-4	.000	3-4	.750	3	4	7	5.0	3	0	2	0	0	7	10.3	
vs Clemson	11/25/2022	*	30:43	6-13	.462	5-10	.500	2-2	1.000	1	3	4	4.9	3	1	1	0	1	19	11.6	
vs Kansas St.	11/26/2022	*	29:54	7-12	.583	3-8	.375	1-2	.500	0	4	4	4.8	0	0	0	0	0	18	12.4	
Troy	12/01/2022	*	25:43	5-14	.357	2-9	.222	2-2	1.000	1	2	3	4.6	2	0	0	0	1	14	12.6	
Oral Roberts	12/04/2022	*	35:04	6-17	.353	3-12	.250	0-0	.000	1	4	5	4.6	2	1	2	0	0	15	12.8	
Lamar University	12/08/2022	*	35:42	4-9	.444	4-9	.444	6-8	.750	1	1	2	4.4	2	0	1	0	0	18	13.3	
Arkansas St.	12/11/2022	*	28:20	3-14	.214	2-10	.200	2-2	1.000	0	6	6	4.5	2	0	0	0	1	10	13.0	
at Creighton	12/17/2022	*	15:20	0-3	.000	0-3	.000	4-4	1.000	0	2	2	4.3	2	0	0	0	1	4	12.3	
vs Oregon	12/20/2022	*	28:27	1-5	.200	1-5	.200	0-0	.000	0	1	1	4.1	0	3	1	0	1	3	11.6	
vs South Fla.	12/21/2022	*	36:32	3-9	.333	2-5	.400	2-2	1.000	1	2	3	4.0	1	0	0	0	1	10	11.5	
LSU	12/29/2022	*	29:00	3-10	.300	0-6	.000	0-0	.000	1	3	4	4.0	3	1	2	0	2	6	11.2	
at Kentucky	01/01/2023	*	24:55	3-10	.300	2-8	.250	0-0	.000	0	4	4	4.0	2	1	3	0	1	8	11.0	
Florida	01/05/2023	*	31:18	6-15	.400	2-7	.286	2-2	1.000	1	0	1	3.8	2	1	1	0	0	16	11.3	
at Missouri	01/08/2023	*	27:25	5-10	.500	4-6	.667	2-2	1.000	0	4	4	3.8	2	1	0	0	0	16	11.5	
Vanderbilt	01/16/2023	*	27:54	4-7	.571	3-6	.500	0-0	.000	0	4	4	3.9	3	0	1	2	1	11	11.5	
at LSU	01/19/2023	*	29:34	3-8	.375	3-6	.500	3-4	.750	0	2	2	3.8	2	2	2	1	2	12	11.5	
at South Carolina	01/22/2023	*	23:39	2-8	.250	2-7	.286	0-0	.000	0	2	2	3.7	3	0	0	3	1	6	11.3	
Alabama	01/26/2023	*	24:37	2-6	.333	2-4	.500	0-0	.000	0	2	2	3.6	3	2	1	1	1	6	11.0	
Ole Miss	01/29/2023	*	33:38	1-3	.333	1-2	.500	1-2	.500	0	3	3	3.6	5	0	1	1	0	4	10.8	
at Auburn	02/05/2023	*	24:45	2-7	.286	1-4	.250	2-4	.500	2	1	3	3.6	4	1	1	0	1	7	10.6	
at Vanderbilt	02/09/2023	*	36:48	7-13	.538	3-8	.375	1-2	.500	1	4	5	3.6	3	0	2	0	1	18	10.9	
Missouri	02/12/2023	*	23:46	6-10	.600	5-7	.714	1-1	1.000	1	4	5	3.7	2	0	0	0	1	18	11.1	
Tennessee	02/16/2023	*	29:29	5-15	.333	3-9	.333	1-1	1.000	2	1	3	3.6	2	1	1	0	0	14	11.3	
at Georgia	02/19/2023	*	32:52	7-16	.438	5-13	.385	2-2	1.000	0	0	0	3.5	1	1	1	0	1	21	11.6	
at Mississippi St.	02/23/2023	*	27:57	3-13	.231	0-8	.000	3-4	.750	3	1	4	3.5	1	0	0	0	0	9	11.5	
Texas A&M	02/26/2023	*	32:01	3-8	.375	2-6	.333	0-0	.000	0	6	6	3.6	5	0	2	0	0	8	11.4	
vs Missouri	03/02/2023	*	35:53	11-14	.786	6-8	.750	6-6	1.000	0	3	3	3.6	1	0	1	0	0	34	12.1	
vs South Carolina	03/03/2023	*	30:43	0-8	.000	0-5	.000	4-4	1.000	1	2	3	3.6	2	0	1	0	0	4	11.8	
Totals			33	935:23	127-327	.388	77-224	.344	60-70	.857	25	93	118	3.6	68	16	34	9	19	391	11.8

### Player Averages

Games Played	Minutes/game	Points/game	FG Pct	3FG Pct	FT Pct	Rebounds/game	Assists/game	Turnovers/game	Assist/Turnover ratio	Steals/game	Blocks/game
33	28.3	11.8	38.8	34.4	85.7	3.6	0.5	1.0	0.5	0.6	0.3

### CAREER STATISTICS

				Field Goals		3-Point		F-Throws		Rebounds				Scoring						
SEASON	TEAM	GP-GS	MIN/AVG	FG-FGA	FG%	3FG-3FGA	3FG%	FT-FTA	FT%	OFF	DEF	TOT	AVG	PF-FO	A	TO	BLK	STL	PTS	AVG
2018-19	KState	33-31	967/29.3	109-339	.322	56-194	.289	51-71	.718	22	69	91	2.8	81-1	24	68	14	30	325	9.8
2019-20	KState	29-29	796/27.5	94-316	.297	55-195	.282	40-56	.714	12	69	81	2.8	57-0	50	66	9	16	283	9.8
2020-21	KState	24-24	776/32.3	127-327	.388	55-157	.350	55-71	.775	18	100	118	4.9	50-0	43	71	9	12	364	15.2
2021-22	SU	29-29	877/30.2	117-322	.363	60-175	.343	44-48	.917	27	107	134	4.6	80-1	39	58	18	30	338	11.7
2022-23	Ark	33-33	935/28.3	127-327	.388	77-224	.344	60-70	.857	25	93	118	3.6	68-2	16	34	9	19	391	11.8
TOTAL FOR Ark		33-33	935/28.3	127-327	.388	77-224	.344	60-70	.857	25	93	118	3.6	68-2	16	34	9	19	391	11.8
TOTAL		148-146	4352/29.4	574-1631	.352	303-945	.321	250-316	.791	104	438	542	3.7	336-4	172	297	59	107	1701	11.5



43 Makayla Daniels | Sr. | 5-8 | G | Frederick, Md. (Frederick HS)

### DANIELS BENCHMARK STATS

Points	31	at Vanderbilt	2-9-23
FG Made	11	at Vanderbilt	2-9-23
FG Att.	23	at Vanderbilt	2-9-23
3FG Made	4	vs. No. 1/1 SC	3-3-23*
3FG Att.	11	vs. No. 1/1 SC	3-3-23*
FT Made	8	vs. Missouri	3-2-23*
FT Att.	10	at Auburn	2-5-23*
Off. Reb.	4	vs. Tulsa	11-14-22
Def. Reb.	6	vs. Ole Miss	1-29-23
Rebounds	9	vs. Tulsa	11-14-22
Assists	6	at Georgia	2-19-23
Blocks	2	vs. Texas A&M	2-26-23
Steals	5	vs. Tennessee	2-16-23
Minutes	42	vs. Ole Miss	1-29-23

Points	34	vs. Creighton	12-21-21
FG Made	11	at Vanderbilt	2-9-23*
FG Att.	23	at Vanderbilt	2-9-23
3FG Made	6	vs. Oral Roberts	11-14-19
3FG Att.	11	vs. No. 1/1 SC	3-3-23*
FT Made	8	vs. Missouri	3-2-23*
FT Att.	10	vs. Alabama	1-26-23*
Off. Reb.	5	at Vanderbilt	1-6-22
Def. Reb.	11	vs. Missouri	3-3-22
Rebounds	14	vs. Missouri	3-3-22
Assists	7	at SMU	12-9-20
Blocks	2	vs. Texas A&M	2-26-23
Steals	6	vs. UCA	12-18-21
Minutes	43	vs. Missouri	3-3-22

Points	31	at Vanderbilt	2-9-23
FG Made	11	at Vanderbilt	2-9-23
FG Att.	23	at Vanderbilt	2-9-23
3FG Made	4	vs. No. 1/1 SC	3-3-23*
3FG Att.	11	vs. No. 1/1 SC	3-3-23*
FT Made	8	vs. Missouri	3-2-23*
FT Att.	10	at Auburn	2-5-23*
Off. Reb.	5	at Vanderbilt	1-6-22
Def. Reb.	11	vs. Missouri	3-3-22
Rebounds	14	vs. Missouri	3-3-22
Assists	6	at Georgia	2-19-23
Blocks	2	vs. Texas A&M	2-26-23
Steals	5	vs. Tennessee	2-16-23
Minutes	43	vs. Missouri	3-3-22

Stat	19-20	20-21	21-22	22-23	Career
Double Figure Pts	10	18	17	24	68
Double Figure Rebs	-	-	1	-	1
Double-Doubles	-	-	1	-	1
5 + Assists	3	2	6	3	14
5 + Blocks	-	-	-	-	-
5 + Steals	1	-	1	1	3
Led Team in Pts	3	1	8	3	15
Led Team in Reb	-	1	7	3	11
20 + Points	2	1	5	3	11
30+ Points	-	-	2	1	3

\* Most Recent

### GAME NOTES

- Averaged 14.5 points, 3.5 3-pointers and 2.0 assists in SEC Tournament
- Coming off 12 points all of four 3-pointers vs. No. 1/1 SC in SECT quarterfinals
- Delivered big shots vs. Missouri at SECT, finishing with 17 points, three assists and two steals
- Came up with the game-winning shot at the buzzer to defeat Vanderbilt, No. 1 on Sportscenter
- One of 23 players in the country to start in every game she has appeared in (minimum 100 games)
- Named Paradise Jam Reef Tournament MVP, averaging 17.3 points, 5.7 rebounds, 2.7 assists and 2.0 steals per game across those three contests
- Sits at No. 12 on the all-time scoring list (1,405), 15 in assists (305), No. 4 in career starts (118) and No. 8 in career 3-pointers (169) at Arkansas
- No. 8 in FT percentage (.788) and 3-pointers/gm (2.0) and No. 9 in steals (1.8) in the SEC
- Earned a spot on the SEC Preseason Second Team
- Leading returning scorer (14.0 PPG) and rebounder (5.3 RPG) from the 2021-22 team
- Became the 31st member of the 1,000-point club last season at the NCAA Tournament vs. Utah
- Dropped a career-best 34 points against Creighton, her second 30+ point game of 2021-22

### WHO IS MAKAYLA DANIELS?

- Graduated college in three years
- Lived in Japan for seven years, as well as Arizona, North Carolina and Maryland
- Played with Saylor Poffenberger's brother in AAU for a stint
- Wears #43 because 4+3=7 and 7 is her favorite number
- One of the most interesting things about her is she loves piercings
- Favorite part about playing in Bud Walton Arena: the Hog Call

### #43 DANIELS, Makayla

Opponent	Date	GS	MIN	Total		3-Pointers		Free throws		Rebounds				PF	A	TO	BLK	STL	PTS	AVG	
				FG-FGA	PCT	3FG-3FGA	PCT	FT-FTA	PCT	OFF	DEF	TOT	AVG								
at Ark.-Pine Bluff	11/07/2022	*	23:11	0-5	.000	0-0	.000	4-5	.800	1	5	6	6.0	1	1	2	0	1	4	4.0	
Central Ark.	11/11/2022	*	24:18	5-8	.625	1-2	.500	3-6	.500	0	2	2	4.0	0	4	0	0	4	14	9.0	
Tulsa	11/14/2022	*	36:43	6-19	.316	4-9	.444	3-4	.750	4	5	9	5.7	1	3	2	0	0	19	12.3	
Kent St.	11/17/2022	*	24:02	3-6	.500	2-3	.667	1-3	.333	1	1	2	4.8	3	5	2	1	4	9	11.5	
at Little Rock	11/20/2022	*	22:29	3-4	.750	3-4	.750	3-4	.750	1	2	3	4.4	2	4	1	0	1	12	11.6	
vs Northern Ariz.	11/24/2022	*	30:01	5-10	.500	0-1	.000	8-9	.889	1	5	6	4.7	4	4	4	0	2	18	12.7	
vs Clemson	11/25/2022	*	34:19	6-12	.500	2-5	.400	7-10	.700	0	5	5	4.7	4	2	6	0	2	21	13.9	
vs Kansas St.	11/26/2022	*	37:39	4-15	.267	2-10	.200	3-3	1.000	0	6	6	4.9	0	2	3	0	2	13	13.8	
Troy	12/01/2022	*	25:36	2-6	.333	2-6	.333	4-4	1.000	0	3	3	4.7	4	4	3	0	3	10	13.3	
at Creighton	12/17/2022	*	30:00	3-7	.429	2-3	.667	4-6	.667	1	1	2	4.4	4	4	3	0	0	12	13.2	
vs Oregon	12/20/2022	*	33:47	6-17	.353	3-8	.375	0-0	.000	1	2	3	4.3	3	1	1	0	1	15	13.4	
vs South Fla.	12/21/2022	*	41:28	6-17	.353	4-11	.364	4-5	.800	2	2	4	4.3	2	3	1	0	2	20	13.9	
LSU	12/29/2022	*	30:21	3-11	.273	2-7	.286	2-2	1.000	0	6	6	4.4	3	3	2	0	3	10	13.6	
at Kentucky	01/01/2023	*	26:22	3-8	.375	3-7	.429	2-2	1.000	1	1	2	4.2	4	4	2	0	0	11	13.4	
Florida	01/05/2023	*	30:20	3-10	.300	3-10	.300	7-8	.875	0	1	1	4.0	2	2	1	0	0	16	13.6	
at Missouri	01/08/2023	*	32:35	4-11	.364	1-3	.333	0-0	.000	3	2	5	4.1	4	2	4	0	0	9	13.3	
Vanderbilt	01/16/2023	*	32:46	3-7	.429	2-5	.400	8-10	.800	2	4	6	4.2	1	4	2	0	1	16	13.5	
at LSU	01/19/2023	*	32:53	4-10	.400	3-7	.429	0-0	.000	0	3	3	4.1	1	3	3	0	4	11	13.3	
at South Carolina	01/22/2023	*	28:36	2-10	.200	2-8	.250	1-2	.500	0	0	0	3.9	4	0	0	0	1	7	13.0	
Alabama	01/26/2023	*	39:02	2-10	.200	1-6	.167	8-10	.800	1	5	6	4.0	2	5	5	1	2	13	13.0	
Ole Miss	01/29/2023	*	41:41	3-10	.300	0-4	.000	6-8	.750	0	6	6	4.1	5	3	3	1	3	12	13.0	
at Auburn	02/05/2023	*	39:14	2-12	.167	1-8	.125	6-10	.600	0	4	4	4.1	4	0	1	0	3	11	12.9	
at Vanderbilt	02/09/2023	*	37:22	11-23	.478	4-11	.364	5-6	.833	0	3	3	4.0	4	1	2	1	3	31	13.7	
Missouri	02/12/2023	*	35:32	3-9	.333	1-4	.250	4-5	.800	1	2	3	4.0	1	3	2	1	3	11	13.5	
Tennessee	02/16/2023	*	29:22	1-6	.167	0-5	.000	3-3	1.000	1	4	5	4.0	3	5	2	0	5	5	13.2	
at Georgia	02/19/2023	*	31:28	1-7	.143	0-5	.000	1-1	1.000	2	2	4	4.0	3	6	3	0	0	3	12.8	
at Mississippi St.	02/23/2023	*	31:28	5-13	.385	3-8	.375	4-4	1.000	0	2	2	4.0	4	4	3	0	1	17	13.0	
Texas A&M	02/26/2023	*	34:13	2-8	.250	2-6	.333	6-8	.750	2	2	4	4.0	1	4	0	2	0	12	12.9	
vs Missouri	03/02/2023	*	30:34	3-9	.333	3-8	.375	8-8	1.000	0	2	2	3.9	4	3	2	0	2	17	13.1	
vs South Carolina	03/03/2023	*	33:30	4-13	.308	4-11	.364	0-0	.000	1	1	2	3.8	1	1	2	1	1	12	13.0	
Totals			30	960:54	108-313	.345	60-185	.324	115-146	.788	26	89	115	3.8	79	89	67	8	54	391	13.0

### Player Averages

Games Played	Minutes/game	Points/game	FG Pct	3FG Pct	FT Pct	Rebounds/game	Assists/game	Turnovers/game	Assist/Turnover ratio	Steals/game	Blocks/game
30	32.0	13.0	34.5	32.4	78.8	3.8	3.0	2.2	1.3	1.8	0.3

### CAREER STATISTICS

				Field Goals		3-Point		F-Throws		Rebounds								Scoring			
SEASON	TEAM	GP-GS	MIN/AVG	FG-FGA	FG%	3FG-3FGA	3FG%	FT-FTA	FT%	OFF	DEF	TOT	AVG	PF-FO	A	TO	BLK	STL	PTS	AVG	
2019-20	Ark	32-32	720/22.5	107-216	.495	25-56	.446	60-77	.779	7	48	55	1.7	67-1	77	44	2	45	299	9.3	
2020-21	Ark	28-28	801/28.6	101-256	.395	44-120	.367	78-97	.804	9	74	83	3.0	75-2	61	43	4	41	324	11.6	
2021-22	Ark	28-28	845/30.2	126-307	.410	40-136	.294	99-125	.792	51	98	149	5.3	74-1	78	42	4	50	391	14.0	
2022-23	Ark	30-30	961/32.0	108-313	.345	60-185	.324	115-146	.788	26	89	115	3.8	79-1	89	67	8	54	391	13.0	
TOTAL		118-118	3327/28.2	442-1092	.405	169-497	.340	352-445	.791	93	309	402	3.4	295-5	305	196	18	190	1405	11.9	



55 Emrie Ellis | So. | 6-3 | F | Vanoss, Okla. | Vanoss HS

## ELLIS BENCHMARK STATS

Points	7	vs. Texas A&M	2-26-23
FG Made	3	vs. Texas A&M	2-26-23
FG Att.	4	vs. Texas A&M	2-26-23*
3FG Made	1	vs. Texas A&M	2-26-23*
3FG Att.	2	vs. Texas A&M	2-26-23*
FT Made	2	at Georgia	2-19-23*
FT Att.	2	at Georgia	2-19-23*
Off. Reb.	3	at Vanderbilt	2-9-23
Def. Reb.	3	at Georgia	2-19-23*
Rebounds	5	at Vanderbilt	2-9-23
Assists	1	vs. Missouri	2-12-23*
Blocks	2	vs. Texas A&M	2-26-23
Steals	1	at UAPB	11-7-22
Minutes	15	vs. Tennessee	2-16-23*

## GAME NOTES

- Played three minutes vs. No 1/1 SC in SEC Tournament quarterfinals
- Recorded a season-high seven points with two blocks against Texas A&M
- Playing 10.3 minutes per game in the last seven contests
- Matched a season-high five points off a perfect shooting day against Florida
- Blocked five shots against UAPB, the most by a freshman Razorback since 2014
- Played in 27 games off the bench in her debut season last year
- Best performance came against Auburn, tallying 11 points and five boards in 27 minutes
- VYPE Top 100 in all four of her high school seasons
- Led the state of Oklahoma in rebounds and blocks in 2018

## WHO IS EMRIE ELLIS?

- Majoring in recreation and sport management
- Wears #55 because it was her dad's number
- Favorite thing to do in Fayetteville: swim or go to the lake
- Favorite game from last season: the team's win over Auburn
- Would tell people she wanted to be a nurse when she grew up

## #55 ELLIS, Emrie

		Total			3-Pointers			Free throws		Rebounds										
Opponent	Date	GS	MIN	FG-FGA	PCT	3FG-3FGA	PCT	FT-FTA	PCT	OFF	DEF	TOT	AVG	PF	A	TO	BLK	STL	PTS	AVG
at Ark.-Pine Bluff	11/07/2022		15:24	0-2	.000	0-0	.000	0-0	.000	0	2	2	2.0	2	0	0	0	1	0	0.0
Central Ark.	11/11/2022		12:53	0-1	.000	0-1	.000	0-0	.000	1	3	4	3.0	0	0	0	0	0	0	0.0
Kent St.	11/17/2022		08:43	0-2	.000	0-1	.000	0-0	.000	0	1	1	2.3	1	0	0	0	0	0	0.0
at Little Rock	11/20/2022		12:49	2-3	.667	1-1	1.000	0-0	.000	0	2	2	2.3	3	0	3	0	0	5	1.3
vs Northern Ariz.	11/24/2022		01:57	0-0	.000	0-0	.000	0-0	.000	0	0	0	1.8	0	0	1	0	0	0	1.0
vs Kansas St.	11/26/2022		02:11	0-0	.000	0-0	.000	0-0	.000	0	0	0	1.5	1	0	1	0	0	0	0.8
Troy	12/01/2022		08:42	0-2	.000	0-1	.000	1-2	.500	0	0	0	1.3	1	0	0	0	0	1	0.9
Oral Roberts	12/04/2022		08:33	1-3	.333	0-0	.000	0-0	.000	0	1	1	1.3	0	0	0	0	0	2	1.0
Lamar University	12/08/2022		02:23	0-0	.000	0-0	.000	0-0	.000	0	0	0	1.1	0	0	0	0	0	0	0.9
vs Oregon	12/20/2022		00:56	0-0	.000	0-0	.000	0-0	.000	0	1	1	1.1	0	0	0	0	0	0	0.8
vs South Fla.	12/21/2022		02:31	0-0	.000	0-0	.000	0-0	.000	0	0	0	1.0	0	0	0	0	0	0	0.7
LSU	12/29/2022		02:31	0-0	.000	0-0	.000	0-0	.000	0	0	0	0.9	0	0	0	0	0	0	0.7
at Kentucky	01/01/2023		02:55	0-0	.000	0-0	.000	0-0	.000	0	1	1	0.9	0	0	0	0	0	0	0.6
Florida	01/05/2023		03:42	1-1	1.000	1-1	1.000	2-2	1.000	0	1	1	0.9	0	0	0	0	0	5	0.9
at South Carolina	01/22/2023		12:45	0-1	.000	0-1	.000	0-0	.000	0	0	0	0.9	1	0	0	0	0	0	0.9
at Auburn	02/05/2023		09:48	0-1	.000	0-1	.000	0-0	.000	0	2	2	0.9	0	0	0	1	0	0	0.8
at Vanderbilt	02/09/2023		14:27	0-2	.000	0-0	.000	0-2	.000	3	2	5	1.2	3	1	1	0	0	0	0.8
Missouri	02/12/2023		08:16	0-1	.000	0-1	.000	0-0	.000	0	3	3	1.3	1	1	0	0	0	0	0.7
Tennessee	02/16/2023		15:13	1-4	.250	1-2	.500	0-0	.000	0	1	1	1.3	1	0	0	0	0	3	0.8
at Georgia	02/19/2023		12:57	0-0	.000	0-0	.000	2-2	1.000	0	3	3	1.4	1	0	0	0	0	2	0.9
at Mississippi St.	02/23/2023		05:06	0-1	.000	0-1	.000	0-0	.000	0	0	0	1.3	2	0	1	0	0	0	0.9
Texas A&M	02/26/2023		12:04	3-4	.750	1-2	.500	0-0	.000	2	1	3	1.4	4	0	2	2	0	7	1.1
vs Missouri	03/02/2023		06:29	0-0	.000	0-0	.000	0-0	.000	0	0	0	1.3	1	0	0	0	0	0	1.1
vs South Carolina	03/03/2023		02:54	0-0	.000	0-0	.000	0-0	.000	0	0	0	1.3	0	0	0	0	0	0	1.0
Totals			0	186:08	8-28	.286	4-13	.308	5-8	.625	6	24	30	1.3	22	2	9	3	1	25

## Player Averages

Games Played	Minutes/game	Points/game	FG Pct	3FG Pct	FT Pct	Rebounds/game	Assists/game	Turnovers/game	Assist/Turnover ratio	Steals/game	Blocks/game
24	7.8	1.0	28.6	30.8	62.5	1.3	0.1	0.4	0.2	0.0	0.1

Stat	21-22	22-23	Career
Double Figure Pts	1	-	1
Double Figure Rebs	-	-	-
Double-Doubles	-	-	-
5 + Assists	-	-	-
5 + Blocks	1	-	1
5 + Steals	-	-	-
Led Team in Pts	-	-	-
Led Team in Reb	-	-	-
20 + Points	-	-	-
30+ Points	-	-	-

\* Most Recent

## CAREER STATISTICS

				Field Goals		3-Point		F-Throws		Rebounds										Scoring	
SEASON	TEAM	GP-GS	MIN/AVG	FG-FGA	FG%	3FG-3FGA	3FG%	FT-FTA	FT%	OFF	DEF	TOT	AVG	PF-FO	A	TO	BLK	STL	PTS	AVG	
2021-22	Ark	27-0	293/10.9	33-85	.388	3-24	.125	9-13	.692	19	37	56	2.1	40-1	15	22	22	2	78	2.9	
2022-23	Ark	24-0	186/7.8	8-28	.286	4-13	.308	5-8	.625	6	24	30	1.3	22-0	2	9	3	1	25	1.0	
TOTAL		51-0	479/9.4	41-113	.363	7-37	.189	14-21	.667	25	61	86	1.7	62-1	17	31	25	3	103	2.0	



# #SIDEBYSIDE



Official Basketball Box Score - Final  
**Arkansas at Ark.-Pine Bluff**  
11/07/22 H.O. Clemmons Arena, Pine Bluff  
2022-23 Women's Basketball

Game Time: 6:00 PM  
Game Duration: 4:04  
Attendance: 3,128

Officials: Eric Baker, LaShonda Kidd, Randy Robertson

Arkansas - 70

Record: 2-9

NO. Name	Min	FG M-A	3P M-A	FT M-A	Rebounds OR DR TOT	Fouls PF FD	TP	AS	TO	ST	Blocks BS BA	+/-
4 Erynn Barnum	F 25:04	6-14	0-0	3-13	6 5 11	2 9	15	1	2	4	0	2 18
0 Saylor Poffenbarger	G 27:35	3-14	2-9	3-6	2 6 8	1 4	11	2	2	0	1 1 23	
2 Samara Spencer	G 31:00	6-16	1-7	2-8	0 4 4	4 4	15	4	1	0	0 0 18	
34 Chrissy Carr	G 19:49	3-8	2-5	2-2	2 1 3	0 1	10	0	0	0 0	0 0 23	
43 Makayla Daniels	G 23:11	0-5	0-0	4-5	1 5 6	1 6	4	1	2	1	0 1 29	
11 Rylee Langerman	G 22:50	1-1	0-0	2-4	4 2 6	3 3	4	0	2	4	0 0 0	
24 Jersey Wollenbarger	20:37	2-7	0-0	3-4	4 3 7	1 2	7	0	2	1	0 0 -2	
30 Maryam Dauda	14:30	1-3	0-0	2-4	2 1 3	4 2	4	1	1	1	0 0 1	
55 Emrie Ellis	15:24	0-2	0-0	0-0	0 2 2	2 0	0	0	0	1	0 1 -10	
Team					3 3 6		0					
Totals		22-70	5-21	21-46	24 32 56	18 31 70	9	12	12	2 5 20		

Technical Fouls: NONE

Shooting By Period		
1 <sup>st</sup> FG%	6-16	37.5%
3PT%	2-8	25.0%
FT%	1-6	16.7%
2 <sup>nd</sup> FG%	9-24	37.5%
3PT%	3-5	60.0%
FT%	6-15	40%
3 <sup>rd</sup> FG%	5-13	38.5%
3PT%	0-2	0.0%
FT%	9-17	52.9%
4 <sup>th</sup> FG%	2-17	11.8%
3PT%	0-6	0.0%
FT%	5-8	62.5%
GM FG%	22-70	31.4%
3PT%	5-21	23.8%
FT%	21-46	45.7%

Dead Ball Rebounds: 13, 0

Ark.-Pine Bluff - 50

Record: 0-2

NO. Name	Min	FG M-A	3P M-A	FT M-A	Rebounds OR DR TOT	Fouls PF FD	TP	AS	TO	ST	Blocks BS BA	+/-
23 Maori Davenport	C 27:57	3-10	0-1	9-13	6 8 14	3 7	15	2	4	3	2 1 2	
2 Shayla Boule	G 18:12	2-2	0-0	1-4	1 1 2	4 3	5	0	3	0	0 0 1	
5 Jellisa Reese	G 17:06	1-4	0-1	2-2	0 3 3	4 2	4	0	0	0 0	0 0 -23	
15 Coriah Beck	G 30:06	3-12	1-5	1-2	0 2 2	3 1	8	0	3	0	0 0 -13	
24 Raziya Potter	G 25:38	3-10	0-1	0-2	2 2 4	4 1	6	2	4	0	1 1 -11	
21 Takaylyn Busby	12:53	0-1	0-1	0-0	1 3 4	1 0	0	0	1	0	0 0 -12	
54 Maya Peat	14:53	0-4	0-2	0-2	1 3 4	3 1	0	0	4	0	1 0 -19	
3 Demetria Shephard	12:07	1-6	1-3	0-0	0 2 2	3 0	3	0	0	0 0	0 0 -14	
11 Tia Morgan	17:08	1-4	1-2	0-0	1 1 2	3 2	3	0	2	0	0 0 0	
10 Azaria Robinson	02:35	0-0	0-0	0-0	0 0 0	0 0	0	0	0	0 0	0 0 -1	
33 Breazia Robinson	01:01	0-0	0-0	0-0	0 0 0	0 0	0	0	0	0 0	0 0 0	
4 Kourtney Rittenberry	11:58	2-4	0-1	0-0	0 6 6	2 0	4	0	1	1 1 0	-6	
1 Markisha Body	06:46	1-1	0-0	0-0	0 1 1	2 0	2	0	0	0 0	0 0 -3	
32 Stephanie Okowi	01:40	0-0	0-0	0-0	0 0 0	0 1	0	0	0	0 0	0 0 -3	
Team					2 3 5		0					
Totals		17-58	3-17	13-25	14 35 49	32 18	50	4	22	4	5 2 -20	

Technical Fouls: Reese 3<sup>rd</sup> 6:36

Shooting By Period		
1 <sup>st</sup> FG%	3-14	21.4%
3PT%	1-4	25.0%
FT%	3-4	75%
2 <sup>nd</sup> FG%	2-13	15.4%
3PT%	0-7	0.0%
FT%	3-8	37.5%
3 <sup>rd</sup> FG%	5-13	38.5%
3PT%	1-3	33.3%
FT%	7-13	53.8%
4 <sup>th</sup> FG%	7-18	38.9%
3PT%	1-3	33.3%
FT%	0-0	0%
GM FG%	17-58	29.3%
3PT%	3-17	17.6%
FT%	13-25	52.0%

Dead Ball Rebounds: 7, 1

	ARK	UAPB									
Biggest lead	34 (3 <sup>rd</sup> 2:48)	1 (1 <sup>st</sup> 6:41)	Points from Turnovers	ARK	UAPB	Period by Period Scoring					
Best Scoring Run	17(2 <sup>nd</sup> 6:19)	12(4 <sup>th</sup> 7:28)	Paint	18	7	1st	2nd	3rd	4th	TOT	
Lead Changes	2		Second Chance	32	24	ARK	15	27	19	9	70
Times Tied	0		Fast Breaks	15	11		UAPB	10	7	18	15
Time with Lead	37:44	01:20	Bench	16	8						



Official Basketball Box Score - Final  
**Central Ark. at Arkansas**  
11/11/22 Bud Walton Arena, Fayetteville  
2022-23 Women's Basketball

Game Time: 10:30 AM  
Game Duration: 1:56  
Attendance: 7,410

Officials: Brian Hall, Kristen Bel, Kaz Beverley

Central Ark. - 34

Record: 0-2

NO. Name		Min	FG M-A	3P M-A	FT M-A	Rebounds OR DR TOT	Fouls PF FD	TP	AS	TO	ST	Blocks BS BA	+/-
11 Kyjai Miles	F	20:24	2-7	0-0	0-2	2 3 5	3 2 4	3	0	1	0	0	1 -24
1 Kinley Fisher	G	24:15	3-9	1-5	0-0	0 3 3	0 0 7	0	2	1	0	0	0 -22
10 Gloria Fornah	G	25:35	0-4	0-0	2-4	2 4 6	5 2 2	0	2	0	0	0	4 -21
12 Sierra Carter	G	09:57	0-2	0-1	2-3	0 1 1	2 2 2	0	2	1	0	0	0 -14
20 Kayla Mitchell	G	19:34	2-3	1-2	0-0	0 2 2	5 1 5	1	4	0	0	0	0 -14
3 Randrea Wright		19:37	0-5	0-3	1-2	0 1 1	2 2 1	1	3	0	0	0	0 -24
15 Paris Atkins		31:39	3-16	0-5	1-4	1 4 5	2 3 7	1	1	1	0	1	0 -30
13 Jenny Peak		11:05	0-5	0-3	0-0	3 1 4	1 0 0	0	0	0	1	0	0 -7
30 Keerra Peak		27:48	2-3	0-0	2-4	4 5 9	4 2 6	0	2	1	1	1	0 -22
5 Lashyah Fowler		06:33	0-1	0-0	0-0	0 0 0	2 0 0	0	0	0	0	0	0 -8
2 Leah Perry		01:41	0-0	0-0	0-0	0 0 0	0 0 0	0	0	0	0	0	0 -4
4 Jada Wilmington		01:52	0-0	0-0	0-0	0 1 1	0 0 0	0	0	0	0	0	0 0
Team						2 2 4		0		1			
Totals			12-55	2-19	8-19	14 27 41	26 14 34	3	18	5 1 6	-38		

Technical Fouls: NONE

Dead Ball Rebounds: 5, 2

Arkansas - 72

Record: 2-0

NO. Name	Min	FG M-A	3P M-A	FT M-A	Rebounds OR DR TOT	Fouls PF FD	TP	AS	TO	ST	Blocks BS BA	+/-
4 Erynn Barnum	F 22:29	5-8	0-1	9-9	4 5 9	2 5	19	2	1	0	3 0 22	
0 Saylor Poffenbarger	G 30:24	0-5	0-3	2-4	0 0 0	7 7	1	2	2	1 2	0 0 31	
2 Samara Spencer	G 18:51	1-5	0-2	3-7	0 2 2	3 5	5	3	2	0 0	1 20	
34 Chrissy Carr	G 25:25	2-8	2-6	2-2	0 8 8	1 1	8	0	3	1	0 0 20	
43 Makayla Daniels	G 24:18	5-8	1-2	3-6	0 2 2	0 6	14	0	4	0 0	0 23	
11 Rylee Langerman	G 24:26	3-5	2-4	1-3	0 4 4	0 2	9	0	1	0 0	0 19	
24 Jersey Wollenbarger	20:20	2-6	1-3	0-1	0 1 1	2 2	5	0	0	0 0	0 18	
30 Maryam Dauda	17:06	4-6	0-0	2-3	3 2 5	3 3	10	0	2	1 1 0	17	
55 Emrie Ellis	12:53	0-1	0-1	0-0	1 3 4	0 0	0	0	0	0 0	0 17	
20 Karley Johnson	02:37	0-0	0-0	0-0	0 0 0	0 0	0	0	0	1 0	0 3	
21 Loren Lindsey	01:11	0-0	0-0	0-0	0 0 0	0 0	0	0	0	0 0	0 0	
Team					1 1 2		0					
Totals		22-52	6-22	22-35	9 35 44	14 26	72	10	11	7 6 1	38	

Technical Fouls: NONE

Dead Ball Rebounds: 5, 0

	UCA	ARK												
Biggest lead	2 (1 <sup>st</sup> 8:51)	40 (4 <sup>th</sup> 0:56)	Points from Turnovers	UCA	ARK	Turnovers	2	16						
Best Scoring Run	3 (3 <sup>rd</sup> 8:17)	15 (4 <sup>th</sup> 0:56)	Paint	14	32	Paint	14	32						
Lead Changes			Second Chance	3	5	Second Chance	3	5						
Times Tied	2		Fast Breaks	3	7	Fast Breaks	3	7						
Time with Lead	01:06	37:29	Bench	14	24	Bench	14	24						
									Period by Period Scoring					
									1st	2nd	3rd	4th	TOT	
									UCA	9	5	10	10	34
									ARK <td>16</td> <td>19</td> <td>17</td> <td>20</td> <td>72</td>	16	19	17	20	72



Official Basketball Box Score - Final  
**Tulsa at Arkansas**  
11/14/22 Bud Walton Arena, Fayetteville  
2022-23 Women's Basketball

Game Time: 7:00 PM  
Game Duration: 2:54  
Attendance: 2,511

Officials: Dee Karler, Michael McConnell, Talisa Green

Tulsa - 70

Record: 2-1

NO. Name	Min	FG M-A	3P M-A	FT M-A	Rebounds OR DR TOT	Fouls PF FD	TP	AS	TO	ST	Blocks BS BA	+/-
2 Temira Poindexter	F 26:10	9-18	2-7	1-2	0 3 3	1 4	21	3	2	0	1 1 -3	
20 Katelyn Levings	F 37:38	5-10	1-4	0-0	3 4 7	5 2	11	1	1	0	0 0 1	
0 Katia Gallegos	G 11:55	0-0	0-0	0-0	0 2 2	1 1	0	4	1	0	0 0 0	
10 Maya Mayberry	G 34:06	6-11	4-6	1-4	0 4 4	3 5	17	2	3	2	0 0 -3	
11 Maddie Bittle	G 28:50	3-10	2-4	0-0	1 4 5	4 1	8	3	6	0	0 0 -2	
5 Delanie Crawford	24:47	2-5	2-4	1-2	0 3 3	4 1	7	3	0	0	0 0 -10	
35 Ahray Young	23:21	1-6	0-3	1-4	0 2 2	1 2	3	1	1	2	0 1 -10	
13 Jessika Evans	09:51	1-1	1-1	0-0	0 2 2	4 0	3	0	2	0	0 0 -9	
30 Caroline Lyles	02:37	0-0	0-0	0-0	1 1 1	1 0	0	0	1	0 0	0 0 -6	
1 Cam Mathews	00:10	0-0	0-0	0-0	0 0 0	0 0	0	0	0	0 0	0 0 -1	
21 Hadley Periman	00:35	0-0	0-0	0-0	0 0 0	0 0	1	0	0	0 0	0 0 -2	
Team					0 6 6		0					
Totals		27-61	12-29	4-12	4 31 35	25 16	70	17	17	4 4 2	-9	

Technical Fouls: NONE

Shooting By Period		
1 <sup>st</sup>	FG%	6-17 35.3%
	3PT%	2-7 28.6%
	FT%	1-2 50%
2 <sup>nd</sup>	FG%	7-14 50.0%
	3PT%	4-7 57.1%
	FT%	1-6 16.7%
3 <sup>rd</sup>	FG%	4-13 30.8%
	3PT%	4-8 50.0%
	FT%	2-4 50%
4 <sup>th</sup>	FG%	10-17 58.8%
	3PT%	2-7 28.6%
	FT%	0-0 0%
5 <sup>th</sup>	FG%	27-61 44.3%
	3PT%	12-29 41.4%
	FT%	4-12 33.3%



Official Basketball Box Score - Final  
**Arkansas at Little Rock**  
11/20/22 Jack Stephens Center, Little Rock  
2022-23 Women's Basketball

Game Time: 1:00 PM  
Game Duration: 1:56  
Attendance: 2,879

Officials: Ty Bitts, Nadi Carey, Daniel Drake

Arkansas - 93 Record: 5-9

NO. Name	Min	FG M-A	3P M-A	FT M-A	Rebounds OR DR TOT	Fouls PF FD	TP	AS	TO	ST	Blocks BS BA	+/-
4 Erynn Barnum	F 20:40	5-5	0-0	5-6	0 9 9	3 4	15	1	5	0	1 0	23
0 Saylor Poffenbarger	G 27:53	3-4	0-1	3-4	0 9 9	3 4	9	1	3	0	0 0	32
2 Samara Spencer	G 30:08	4-9	0-4	3-4	0 7 7	1 4	11	6	6	0	0 0	39
3 Chrissy Carr	G 23:57	7-10	4-6	4-4	1 1 2	2 2	22	0	2	0	0 0	39
4 Makayla Daniels	G 22:29	3-4	3-4	3-4	1 2 3	2 5	12	4	1	1	0 0	34
11 Rylee Langerman	13:45	1-1	0-0	1-2	0 0 0	1 1	3	0	0	0	0 0	15
24 Jersey Wolfenbarger	17:05	2-6	1-2	1-2	1 4 5	1 1	6	1	0	0	0 0	20
30 Maryam Dauda	14:55	3-3	1-1	0-0	1 3 4	4 0	7	2	1	1	0 0	13
55 Emrie Ellis	12:49	2-3	1-1	0-0	0 2 2	3 0	5	0	3	0	0 0	9
22 Avery Hughes	05:04	0-1	0-0	2-2	0 0 0	2 1	2	0	0	0	0 0	-4
20 Karley Johnson	06:19	0-0	0-0	1-2	0 0 0	0 1	1	1	1	0	0 0	1
21 Loren Lindsey	04:56	0-0	0-0	0-0	0 0 0	0 0	0	0	0	0	0 0	5
Team					1 3 4		0	0				
Totals		30-48	10-19	23-30	5 40 45	22 23	93	16	22	3	2 0	44

Technical Fouls:NONE

Dead Ball Rebounds: 4, 0

Shooting By Period	1st	2nd	3rd	4th	FT	GM FG
1st FG%	8-11	72.7%				
3PT%	2-3	66.7%				
2nd FG%	7-12	58.3%				
3PT%	2-5	40.0%				
FT%	8-10	80%				
3rd FG%	8-13	61.5%				
3PT%	4-9	44.4%				
FT%	5-6	83.3%				
4th FG%	7-12	58.3%				
3PT%	2-2	100.0%				
FT%	8-10	80%				
GM FG%	30-48	62.5%				
3PT%	10-19	52.6%				
FT%	23-30	76.7%				



Official Basketball Box Score - Final  
**Northern Ariz. at Arkansas**  
11/24/22 UVI Sports and Fitness Center, Charlotte Amalie, USVI  
2022 Paradise Jam Women's Basketball REEF DIVISION

Game Time: 6:45 PM  
Game Duration: 2:00

Officials: Tim Resch, Tommi Paris, Sarah Williams

Northern Ariz. - 73 Record: 3-3

NO. Name		Min	FG M-A	3P M-A	FT M-A	OR DR	TOT	Fouls PF FD	TP	AS	TO	ST	BS BLA	+/-
2 Nyah Moran	F	20:20	6-12	2-6	2-4	1	0 1	4 5	16	2	5	3	1	0 -5
12 Sophie Glancey	F	23:06	0-5	0-1	0-0	2	3 5	5 1	0	0	3	0	0	0 -10
25 Montana Oltrogge	F	31:03	1-9	0-4	0-0	1	10 11	3 0	2	1	5	0	0	2 -10
1 Regan Schenck	G	35:44	3-8	1-3	4-4	0	5 5	4 2	11	5	7	1	0	0 -4
21 Emily Rodabaugh	G	38:11	6-13	4-8	0-0	0	6 6	3 1	16	0	2	3	0	0 -2
22 Olivia Moran	G	20:35	6-9	3-3	2-2	2	0 2	5 3	17	0	3	0	0	0 -4
45 Fatoumata Jaiteh		16:54	3-3	0-0	2-2	1	2 3	3 4	8	1	1	1	1	0 1
5 Taylor Feldman		10:05	1-2	0-0	0-0	0	0 0	3 0	2	1	1	0	0	0 -7
4 Mary McMorris		04:02	0-1	0-0	1-2	1	0 1	2 1	1	0	1	1	0	0 -4
Team						0	4 4		0	0	0			
Totals			26-62	10-25	11-14	8	30 38	32 17	73	10	28	9	2 4	-9

Technical Fouls:NONE

Dead Ball Rebounds: 1, 1

Shooting By Period	1st	2nd	3rd	4th	FT	GM FG
1st FG%	6-14	42.9%				
3PT%	1-5	20.0%				
FT%	5-5	100%				
2nd FG%	4-12	33.3%				
3PT%	2-4	50.0%				
FT%	1-2	50%				
3rd FG%	6-15	40.0%				
3PT%	3-7	42.9%				
FT%	2-4	50%				
4th FG%	10-21	47.6%				
3PT%	4-9	44.4%				
FT%	3-3	100%				
GM FG%	26-62	41.9%				
3PT%	10-25	40.0%				
FT%	11-14	78.6%				

Little Rock - 49 Record: 1-2

NO. Name		Min	FG M-A	3P M-A	FT M-A	Rebounds OR DR TOT	Fouls PF TD	TP	AS	TO	ST	BS BA	+/-
11 Faith Lee	F	23:32	1-9	0-0	3-4	0 0 0	4 3	5	0	3	0	0	-35
32 Nikki Metcalfe	F	31:37	6-11	0-0	0-0	0 4 4	2 2	12	1	3	0	0	-37
3 Jayla Brooks	G	17:58	0-2	0-0	1-2	0 0 0	4 1	1	0	0	1	0	-21
10 Jaylah Harris-Smith	G	36:41	2-4	0-0	3-3	2 3 5	4 3	7	6	4	1	0	-37
12 Tia Harvey	G	25:55	6-22	0-1	2-2	0 0 0	2 3	14	1	3	2	0	-35
34 Angelique Francis		16:18	1-2	0-0	0-2	1 1 2	3 5	2	0	1	0	0	-2
0 Toyosi Abiola		21:05	2-9	1-6	1-2	1 0 1	2 4	6	1	0	0	0	-25
22 Mesh Triplett		10:16	0-2	0-0	0-2	1 1 2	1 1	0	0	0	0	0	-11
4 Sha'nequa Henry		13:18	1-2	0-0	1-2	3 3 1	0 2	0	1	1	0	0	-12
1 Mira Hanna		03:20	0-0	0-0	0-0	0 1 1	0 0	0	0	0	0	0	-5
Team						1 4 5		0	1				
Totals		19:63	1-7	1-7	10-17	7 16 23	22 49	9	16	5	0	2	-44

Technical Fouls:NONE

Dead Ball Rebounds: 4, 0

Shooting By Period	1st	2nd	3rd	4th	FT	GM FG
1st FG%	4-12	33.3%				
3PT%	0-0	0.0%				
FT%	2-3	66.7%				
2nd FG%	4-20	20.0%				
3PT%	1-3	33.3%				
FT%	0-0	0%				
3rd FG%	2-14	14.3%				
3PT%	0-2	0.0%				
FT%	3-4	75%				
4th FG%	9-17	52.9%				
3PT%	0-2	0.0%				
FT%	5-10	50%				
GM FG%	19-63	30.2%				
3PT%	1-7	14.3%				
FT%	10-17	58.8%				

	ARK	LR
Biggest lead	45 (4 <sup>th</sup> 9:05)	2 (1 <sup>st</sup> 9:14)
Best Scoring Run	11 (3 <sup>rd</sup> 2:43)	4 (4 <sup>th</sup> 7:19)
Lead Changes	1	
Times Tied	1	
Time with Lead	37:22	00:20

Points from	ARK	LR
Turnovers	19	16
Paint	38	16
Second Chance	10	3
Fast Breaks	9	8
Bench	24	10

Period by Period Scoring	1st	2nd	3rd	4th	TOT
ARK	20	24	25	24	93
LR	10	9	7	23	49

	NAU	ARK
Biggest lead	4 (1 <sup>st</sup> 4:09)	18 (3 <sup>rd</sup> 0:18)
Best Scoring Run	6 (2 <sup>nd</sup> 8:58)	12 (2 <sup>nd</sup> 0:01)
Lead Changes	9	
Times Tied	2	
Time with Lead	10:10	28:08

Points from	NAU	ARK
Turnovers	19	29
Paint	30	44
Second Chance	5	10
Fast Breaks	20	9
Bench	28	10

Period by Period Scoring	1st	2nd	3rd	4th	TOT
NAU	18	11	17	27	73
ARK	20	18	23	21	82

Dead Ball Rebounds: 6, 0



Official Basketball Box Score - Final  
**Arkansas at Clemson**  
11/25/22 UVI Sports and Fitness Center, Charlotte Amalie, USVI  
2022-23 Women's Basketball

Game Time: 9:35 PM  
Game Duration: 2:06  
Attendance: 1,724

Officials: Mark McDienny, Brandon Entenrie, Whitney Armstrong

Arkansas - 76 Record: 7-0

NO. Name	Min	FG M-A	3P M-A	FT M-A	Rebounds OR DR TOT	Fouls PF FD	TP	AS	TO	ST	BS BA	+/-
4 Erynn Barnum	F 25:33	4-5	0-0	6-9	2 7 9	1 6	14	1	1	5	1 0	28
0 Saylor Poffenbarger	G 37:48	5-8	2-4	3-4	0 9 9	2 2	15	1	4	1	0 0	14
2 Samara Spencer	G 27:30	1-5	0-2	1-6	0 5 5	3 3	6	8	0	0	1 14	
34 Chrissy Carr	G 30:43	6-13	5-10	2-2	1 3 4	3 2	19	1	1	1	0 0	14
43 Makayla Daniels	G 34:19	6-12	2-5	7-10	0 5 5	4 8	21	2	6	2	0 0	18
11 Rylee Langerman	18:49	1-1	0-0	1-2	0 0 0	4 1	3	0	0	0	0 0	4
24 Jersey Wolfenbarger	10:51	0-2	0-2	1-2	1 3 4	1 1	1	1	2	0	0 0	-8
30 Maryam Dauda	14:27	0-2	0-0	0-0	2 1 3	0 1	0	0	0	0	0 0	-14
Team					3 2 5		0	1				
Totals		23-48	9-23	21-35	9 35 44	19 26	76	12	23	9	1 1	14

Technical Fouls:Daniels 4<sup>th</sup>0:40Daniels 4<sup>th</sup>0:40Coach 4<sup>th</sup>0:40

Shooting By Period	1st	2nd	3rd	4th	FT	GM FG
1st FG%	4-12	33.3%				
3PT%	2-5	40.0%				
FT%	5-6	83.3%				
2nd FG%	3-12	25.0%				
3PT%	1-8	12.5%				
FT%	2-7	28.6%				
3rd FG%	10-16	62.5%				
3PT%	2-5	40.0%				
FT%	3-4	75%				
4th FG%	6-8	75.0%				
3PT%	4-5	80.0%				
FT%	11-18	61.1%				
GM FG%	23-48	47.9%				
3PT%	9-23	39.1%				
FT%	21-35	60.0%				

Dead Ball Rebounds: 5, 0

Clemson - 62 Record: 3-3

NO. Name		Min	FG M-A	3P M-A	FT M-A	Rebounds OR DR TOT	Fouls PF FD	TP	AS	TO	ST	Blocks BS BA	+/-
5 Amari Robinson	F	25:09	3-11	1-3	0-0	2 3 5	4 1	7	1	4	1	0 0	-5
12 Hannah Hank	C	31:25	2-4	2-3	3-4	1 8 9	4 4	9	0	1	1	0 0	-13
2 Daisha Bradford	G	20:32	3-10	0-3	1-2	0 0 0	5 3	7	3	1	0	0 0	-8
22 Ruby Whitehorn	G	27:32	4-11	0-1	2-3	1 4 5	4 3	10	2	4	0	0 0	-12
24 Ale'Jah Douglas	G	19:55	5-11	2-4	1-4	1 2 3	5 2	13	0	5	3	0 0	2
0 Brie Perpignan		24:44	1-6	0-2	2-2	1 1 2	1 2	4	4	0	3	0 0	-16
3 Mak'Yala Elmore		17:15	1-1	1-1	0-0	1 2 3	1 0	3	1	0	1	0 0	-10
15 Kionna Gaines		12:28	2-5	0-0	0-0	1 2 3	1 1	4	0	1	0	1 0	-1
30 Madi Ott		14:49	1-4	1-4	0-0	0 0 0	1 0	3	1	0	0	0 0	-7
21 Enlo Iyngang		06:11	1-1	0-0	0-0	0 1 1	1 0	2	0	1	0	0 0	0
Team						1 2 3		0	0				
Totals			23-64	7-21	9-15	9 25 34	27 16	62	12	17	9	1 1	-14

# #SIDEBYSIDE



Official Basketball Box Score - Final  
**Troy at Arkansas**  
12/01/22 Bud Walton Arena, Fayetteville  
2022-23 Women's Basketball

Game Time: 7:00 PM  
Game Duration: 2:02  
Attendance: 3,019

Officials: William (Bily) Smith, Meadow Overstreet, Teresa Luck

Troy - 70

Record: 3-4

NO. Name	Min	FG M-A	3P M-A	FT M-A	Rebounds OR DR TOT	Fouls PF FD	TP	AS	TO	ST	Blocks BS BA	+/-
10 Tai'Sheka Porchia	F 24:52	3-10	0-0	4-5	1 4 5	1 3	10	1	3	1	1 1	-1
11 Ja'Mia Hollings	F 24:28	4-9	0-1	0-0	3 5 8	2 0	8	1	3	1	0 0	-24
3 Makayia Hallmon	G 25:13	9-23	4-7	3-4	0 1 1	3 2	25	1	1	0	0 0	-17
5 Jada Walton	G 21:37	4-13	2-5	0-1	4 0 4	1 2	10	2	1	0	0 0	-16
22 Sharonica Hartsfield	G 15:32	0-2	0-2	4-6	2 0 2	5 4	4	1	2	0	0 0	-11
12 Nia Daniel	13:55	1-4	0-2	0-0	2 2 4	0 0	2	0	1	0	1 0	2
20 Janean Camp	15:47	1-5	0-0	1-2	3 7 10	4 2	3	0	5	1	2 1	-9
4 Jashanti Simmons	08:13	0-0	0-0	1-2	3 0 3	2 0	0	1	0	0	0 0	1
0 Gabbi Cartagena	14:45	1-4	0-3	1-1	1 1 2	1 2	3	0	0	0	0 0	5
1 Mary Delgado	13:33	2-3	1-1	0-0	0 1 1	3 1	5	3	2	1	0 0	-2
21 Ke'Aja Williams	10:44	0-0	0-0	0-0	1 3 4	2 0	0	0	0	0	1 0	1
23 Shaniah Nunn	06:52	0-2	0-1	0-2	1 2 3	0 1	0	0	2	0	0 0	-6
31 Jamila Nansombi-Gunter	04:48	0-1	0-0	0-0	1 0 1	0 0	0	0	0	0	0 0	-8
Team					4 1 5		0	1				
Totals	25:77	7-22	13-21	24-29	53	25 17	70	10	21	5	5 3	-17

Technical Fouls: Coach 2<sup>nd</sup> 3<sup>rd</sup> 5<sup>th</sup> Hallmon 4<sup>th</sup> 0:01

Dead Ball Rebounds: 4, 3

Arkansas - 87

Record: 9-0

NO. Name	Min	FG M-A	3P M-A	FT M-A	Rebounds OR DR TOT	Fouls PF FD	TP	AS	TO	ST	Blocks BS BA	+/-
4 Erynn Barnum	F 19:10	8-9	0-1	2-2	3 5 8	1 2	18	2	1	2	0 0	12
0 Saylor Poffenbarger	G 24:18	3-8	1-4	2-2	0 3 3	1 3	9	5	3	0	1 0	1
2 Samara Spencer	G 27:47	8-15	3-8	0-3	0 3 3	1 4	19	6	3	1	0 0	26
3 Chrissy Carr	G 25:43	5-14	2-9	2-2	1 2 3	2 1	14	0	0	1	0 0	23
43 Makayia Daniels	G 25:36	2-6	2-6	4-4	0 3 3	4 7	10	4	3	3	0 0	10
11 Rylee Langerman	15:55	0-2	0-2	1-2	1 4 5	2 2	1	3	2	0	0 0	20
24 Jersey Wollenbarger	20:46	4-7	3-5	0-2	2 1 3	1 1	11	0	0	1	2 0	9
30 Maryam Dauda	20:50	0-0	0-0	0-0	0 7 7	4 1	0	0	0	0	0 0	5
55 Emrie Ellis	08:42	0-2	0-1	1-2	0 0 0	1 1	1	0	0	0	0 0	-10
20 Karley Johnson	05:38	0-0	0-0	0-0	1 0 1	0 0	0	0	0	0	0 0	1
22 Avery Hughes	03:22	1-1	0-0	2-2	0 0 0	0 0	1	4	0	0	0 0	-6
21 Loren Lindsey	02:13	0-0	0-0	0-0	0 0 0	0 0	0	0	0	0	0 0	-1
Team					2 3 5		0	1				
Totals	31:70	11-37	14-21	10 31	41	19 23	87	20	14	8	3 5	17

Technical Fouls: Coach 3<sup>rd</sup> 1:43 Coach 4<sup>th</sup> 0:01

Dead Ball Rebounds: 4, 1

	TROY	ARK
Biggest lead	0 (1 <sup>st</sup> 10:00)	27 (3 <sup>rd</sup> 4:18)
Best Scoring Run	6 (4 <sup>th</sup> 5:38)	9 (2 <sup>nd</sup> 2:54)
Lead Changes	0	
Times Tied	3	
Time with Lead	00:00	38:50

Points from	TROY	ARK
Turnovers	13	25
Paint	20	40
Second Chance	14	9
Fast Breaks	17	20
Bench	13	17

Period by Period Scoring
1st 2nd 3rd 4th TOT
TROY 17 7 20 26 70
ARK 27 17 23 20 87



Official Basketball Box Score - Final  
**Oral Roberts at Arkansas**  
12/04/22 Bud Walton Arena, Fayetteville  
2022-23 Women's Basketball

Game Time: 2:00 PM  
Game Duration: 1:48  
Attendance: 2,947

Officials: Katie Lukanich, Sal Esho, Eric Baker

Oral Roberts - 58

Record: 2-7

NO. Name	Min	FG M-A	3P M-A	FT M-A	Rebounds OR DR TOT	Fouls PF FD	TP	AS	TO	ST	Blocks BS BA	+/-
22 Ruthie Udumoh	F 32:26	0-8	0-2	4-6	2 3 5	4 3	0	4	0	0	0 2	-34
32 Tirzah Moore	F 32:17	7-12	0-0	2-2	5 6 11	3 3	16	0	1	0	2 3	-40
2 Hannah Cooper	G 38:07	7-19	0-1	1-3	0 3 3	4 3	15	4	4	4	0 4	-36
11 Ariel Walker	G 24:06	4-11	1-5	4-6	3 2 5	2 4	13	0	1	2	0 0	-20
14 Delaney Nix	G 25:41	1-8	0-7	0-0	0 3 3	1 0	2	1	0	0	0 0	-21
20 Lauren Ramey	16:29	1-6	0-5	0-0	0 3 3	0 0	2	0	0	0	1 0	-9
30 Sara Rodrigues	19:51	1-4	1-3	3-4	0 4 4	3 3	6	1	1	0	0 0	0
23 Talia Pogi	09:10	0-3	0-3	0-0	0 1 1	1 0	0	0	1	0	0 0	-12
1 Maggie Sockey	01:53	0-0	0-0	0-0	0 0 0	1 0	0	0	1	0	0 0	-2
Team					2 4 6		0	1				
Totals	21:71	2-26	14-21	12 29	41	19 16	58	6	13	6	3 9	-34

Technical Fouls: NONE

Dead Ball Rebounds: 3, 0

Arkansas - 92

Record: 10-0

NO. Name	Min	FG M-A	3P M-A	FT M-A	Rebounds OR DR TOT	Fouls PF FD	TP	AS	TO	ST	Blocks BS BA	+/-
4 Erynn Barnum	F 19:43	3-5	0-0	0-0	2 3 5	3 0	6	4	1	0	1 0	14
0 Saylor Poffenbarger	G 26:09	5-11	1-3	3-4	0 13 14	5 4	14	5	0	0	1 0	35
2 Samara Spencer	G 30:40	10-17	6-8	6-12	1 1 2	1 6	32	3	2	3	1 0	36
24 Jersey Wollenbarger	G 32:30	2-5	0-2	5-5	3 9 12	1 3	9	1	2	0	0 4	29
3 Chrissy Carr	G 35:04	6-17	3-12	0-0	1 4 5	2 1	15	1	2	0	0 0	33
11 Rylee Langerman	16:32	1-4	0-2	1-2	3 2 5	2 1	3	1	0	2	0 0	5
30 Maryam Dauda	22:08	5-11	0-3	0-0	3 5 8	3 0	10	1	0	0	2 1	14
55 Emrie Ellis	08:33	1-3	0-0	0-0	0 1 1	0 1	2	0	0	0	0 1	4
22 Avery Hughes	03:52	0-0	0-0	1-2	0 0 0	0 1	1	0	0	1	0 0	0
20 Karley Johnson	02:43	0-1	0-0	0-0	0 0 0	0 0	1	0	0	0	0 0	1
21 Loren Lindsey	02:06	0-0	0-0	0-0	0 0 0	0 0	0	0	0	0	0 0	-2
Team					2 4 6		0	0				
Totals	33:74	10-30	16-25	15 42	57	16 19	92	16	8	5	9 3	34

Technical Fouls: NONE

Dead Ball Rebounds: 6, 0

	ORU	ARK
Biggest lead	2 (1 <sup>st</sup> 9:14)	36 (4 <sup>th</sup> 2:06)
Best Scoring Run	6 (2 <sup>nd</sup> 3:18)	14 (4 <sup>th</sup> 8:21)
Lead Changes	3	
Times Tied	1	
Time with Lead	01:14	37:53

Points from	ORU	ARK
Turnovers	7	15
Paint	36	42
Second Chance	10	10
Fast Breaks	13	20
Bench	8	16

Period by Period Scoring
1st 2nd 3rd 4th TOT
ORU 16 21 10 11 58
ARK 22 19 32 19 92



Official Basketball Box Score - Final  
**Lamar University at Arkansas**  
12/08/22 Bud Walton Arena, Fayetteville  
2022-23 Women's Basketball

Game Time: 7:00 PM  
Game Duration: 1:52  
Attendance: 2,268

Officials: Putari Spurlock-Welsh, Nykesha Thompson, Eric Brewster

Lamar University - 50

Record: 4-4

NO. Name	Min	FG M-A	3P M-A	FT M-A	Rebounds OR DR TOT	Fouls PF FD	TP	AS	TO	ST	Blocks BS BA	+/-
14 Emma Imevbore	F 07:08	1-2	0-0	0-0	2 2 4	4 0	2	0	1	0	1 0	-4
22 NJ Weems	F 14:32	0-1	0-1	2-3	0 1 1	3 1	2	0	4	0	0 0	-1
3 Sabria Dean	G 37:53	3-11	3-6	2-2	3 4 7	3 3	11	1	5	3	0 2	-10
11 Portia Adams	G 30:57	5-12	2-3	0-0	1 4 5	4 3	12	0	1	1	0 0	-2
30 RT'Mari Taylor	G 35:49	4-12	1-2	0-0	0 1 1	1 2	9	5	3	2	0 3	-11
2 Alyiah Craft	15:21	1-3	0-1	0-0	0 1 1	2 0	2	0	2	0	0 0	-6
41 Akasha Davis	24:01	3-10	0-0	2-3	3 2 5	2 8	0	2	1	1	0 0	-5
13 Taliah Hill	08:51	1-2	0-0	2-2	1 1 2	4 1	4	0	0	0	0 1	-4
33 Anaya Bernard	25:28	0-2	0-0	0-0	1 6 7	3 1	0	0	0	2	0 1	-14
Team					1 2 3		0	2				
Totals	18:55	6-13	8-10	12 24	36	26 13	50	6	20	9	2 9	-13

Technical Fouls: NONE

Shooting By Period
1st FG% 2nd FG% 3rd FG% 4th FG% FT% 5th FG%
1st FG% 7-12 58.3%
2nd FG% 6-14 42.9%
3rd FG% 3-16 18.8%
4th FG% 2-13 15.4%
FT% 1-3 33.3%
FT% 2-2 100%
GM FG% 18-55 32.7%
3PT% 6-13 46.2%
FT% 8-10 80.0%

Dead Ball Rebounds: 1, 1

Arkansas - 63

Record: 11-0

NO. Name	Min	FG M-A	3P M-A	FT M-A	Rebounds OR DR TOT	Fouls PF FD	TP	AS	TO	ST	Blocks BS BA	+/-
4 Erynn Barnum	F 33:51	2-4	0-1	1-4	3 5 8	2 5	5	3	5	1	2 0	15
0 Saylor Poffenbarger	G 37:37	7-13	2-5	1-3	2 10 12	3 4	17	3	5	2	3 2	19
2 Samara Spencer	G 33:45	5-10	1-3	6-16	0 0 0	4 11	17	4	5	0	0 0	7
24 Jersey Wollenbarger	G 32:20	2-9	0-3	0-0	3 3 6	1 0	4	0	1	2	3 0	13
3 Chrissy Carr	G 35:42	4-9	4-9	6-8	1 1 2	2 4	18	0	1	0	0 0	13
11 Rylee Langerman	18:13	0-2	0-2	0-0	1 5 6	0 2	0	0	1	1	1 0	8
30 Maryam Dauda	06:09	1-1	0-0	0-0	0 0 0	1 0	1	2	0	2	2 0	-2
55 Emrie Ellis	02:23	0-0	0-0	0-0	0 0 0	0 0	0	0	0	0	0 0	-6
Team					2 1 3		0	0				
Totals	21:48	7-23	14-31	12 25	37	13 26	63	10	20	8	9 2	13

Technical Fouls: NONE

Shooting By Period
1st FG% 2nd FG% 3rd FG% 4th FG% FT% 5th FG%
1st FG% 5-12 41.7%
2nd FG% 1-7 14.3%
3PT% 2-5 40%
2nd FG% 6-12 50.0%
3PT% 1-3 33.3%
FT% 5-7 71.4%
3rd FG% 4-12 33.3%
3PT% 3-8 37.5%
FT% 5-15 33.3%
4th FG% 6-12 50.0%
3PT% 1-3 33.3%
FT% 2-4 50%
GM FG% 21-48 43.8%
3PT% 7-23 30.4%
FT% 14-31 45.2%

Dead Ball Rebounds: 7, 1

	LU	ARK
Biggest lead	4 (2 <sup>nd</sup> 6:27)	13 (4 <sup>th</sup> 0:13)
Best Scoring Run	5 (2 <sup>nd</sup> 0:16)	9 (3 <sup>rd</sup> 0:46)
Lead Changes	7	
Times Tied	7	
Time with Lead	10:24	24:04

Points from	LU	ARK
Turnovers	9	12
Paint	20	26
Second Chance	10	8
Fast Breaks	4	11
Bench	14	2

Period by Period Scoring						
	1st	2nd	3rd	4th	TOT	
LU	16	17	10	7	50	
ARK	13	18	16	16	63	





Official Basketball Box Score - Final  
Arkansas at Creighton  
12/17/22 D.J. Sokol Arena, Omaha, Neb.  
2022-23 Women's Basketball

Game Time: 1:00 PM  
Game Duration: 2:03  
Attendance: 1,050

Officials: Tiara Cruise, Dee Kantner, Pualani Spurlock-Welsh

Arkansas - 83 Record: 13-0

NO. Name	Min	FG M-A	3P M-A	FT M-A	Rebounds OR DR TOT	Fouls PF FD	TP	AS	TO	ST	Blocks BS BA	+/-
4 Erynn Barnum	F 29:35	5-9	0-0	5-7	1 1 2	2 4	15	4	0	2	2 0	8
0 Saylor Poffenbarger	G 37:44	6-16	2-7	2-3	4 7 11	3 2	16	3	6	2	0 1	5
2 Samara Spencer	G 36:38	10-17	5-7	1-4	0 4 4	3 4	26	4	1	0	0 2	13
34 Chrissy Carr	G 15:21	0-3	0-3	2-2	0 2 2	2 2	2	0	0	1	0 0	3
43 Makayla Daniels	G 30:00	3-7	2-3	6-8	1 1 2	4 6	14	3	3	0	0 0	1
11 Rylee Langerman	25:26	2-3	2-3	0-0	1 4 5	1 0	6	0	0	0	0 0	2
24 Jersey Wolfenbarger	14:51	0-1	0-1	0-0	1 2 3	1 0	0	0	0	0	0 0	8
30 Maryam Dauda	10:25	1-2	1-2	1-2	0 1 1	1 1	4	1	3	0	0 0	0
Team					1 5 6	0	0	0	0	0	0 0	0
Totals		27-58	12-26	17-26	9 27 36	17 19	83	15	13	5	2 3	8

Technical Fouls: NONE

Shooting By Period		
1 <sup>st</sup> FG%	5-13	38.5%
3PT%	2-7	28.6%
FT%	1-6	16.7%
2 <sup>nd</sup> FG%	9-16	56.3%
3PT%	4-6	66.7%
FT%	2-4	50%
3 <sup>rd</sup> FG%	7-18	38.9%
3PT%	4-11	36.4%
FT%	6-8	75%
4 <sup>th</sup> FG%	6-11	54.5%
3PT%	2-2	100.0%
FT%	8-8	100%
GM FG%	27-58	46.6%
3PT%	12-26	46.2%
FT%	17-26	65.4%

Dead Ball Rebounds: 3, 0

Creighton - 75 Record: 8-2

NO. Name	Min	FG M-A	3P M-A	FT M-A	Rebounds OR DR TOT	Fouls PF FD	TP	AS	TO	ST	Blocks BS BA	+/-
31 Emma Ronsiek	F 26:02	5-11	1-5	2-2	2 5 7	5 2	13	2	2	0	0 0	-2
13 Rachael Saunders	G 15:51	2-2	0-0	0-0	1 2 3	4 0	4	2	1	2	0 0	-6
15 Lauren Jensen	G 30:15	4-16	1-8	4-5	1 3 4	3 4	13	1	3	1	0 0	-11
21 Molly Mogensen	G 31:27	1-9	1-8	1-2	0 4 4	2 2	4	1	3	1	0 0	-13
30 Morgan Maly	G 28:43	5-13	2-8	12-12	5 4 9	1 6	24	3	3	0	0 0	-9
14 Mallory Brake	13:44	0-0	0-0	0-2	2 0 2	0 1	0	1	0	1	1 0	6
22 Carly Bachelor	27:55	3-8	0-1	0-0	5 6 11	3 2	6	1	0	0	0 0	-9
11 Kiani Lockett	08:11	0-1	0-1	0-0	0 0 0	1 0	0	2	1	0	0 0	7
2 Kennedy Townsend	06:11	0-1	0-1	0-0	0 0 0	0 0	0	1	0	0	0 0	-6
12 Jayme Horan	11:41	3-5	3-4	2-2	1 3 4	1 1	11	0	0	0	0 0	3
Team					1 1 2	0	0	1	0	0	0 0	0
Totals		23-66	8-35	21-25	18 28 46	20 17	75	14	14	5	3 2	-8

Technical Fouls: Saunders 3<sup>rd</sup> 9:11

Shooting By Period		
1 <sup>st</sup> FG%	7-19	36.8%
3PT%	3-13	23.1%
FT%	0-0	0%
2 <sup>nd</sup> FG%	3-12	25.0%
3PT%	3-7	42.9%
FT%	3-10	70%
3 <sup>rd</sup> FG%	8-20	40.0%
3PT%	2-10	20.0%
FT%	2-2	100%
4 <sup>th</sup> FG%	5-15	33.3%
3PT%	0-5	0.0%
FT%	12-13	92.3%
GM FG%	23-66	34.8%
3PT%	8-35	22.9%
FT%	21-25	84.0%

Dead Ball Rebounds: 2, 0

	ARK	CRE
Biggest lead	11 (3 <sup>rd</sup> 2:35)	6 (2 <sup>nd</sup> 7:00)
Best Scoring Run	11 (3 <sup>rd</sup> 9:41)	7 (3 <sup>rd</sup> 7:10)
Lead Changes	4	
Times Tied	9	
Time with Lead	26:10	12:53

Points from Turnovers	ARK	CRE
	11	12
Paint	26	24
Second Chance	11	14
Fast Breaks	10	9
Bench	10	17

Period by Period Scoring	1st	2nd	3rd	4th	TOT
ARK	13	24	24	22	83
CRE	17	16	20	22	75



Official Basketball Box Score - Final  
Oregon at Arkansas  
12/20/22 Pechanga Arena, San Diego  
2022-23 Women's Basketball

Game Time: 1:00 PM  
Game Duration: 1:46  
Attendance: 321

Officials: Kim Hobbs, Salf Escho, Scott Osborn

Oregon - 85 Record: 10-1

NO. Name	Min	FG M-A	3P M-A	FT M-A	Rebounds OR DR TOT	Fouls PF FD	TP	AS	TO	ST	Blocks BS BA	+/-
40 Grace VanSlooten	F 31:00	10-19	0-0	6-10	3 3 6	3 6	26	1	3	0	2 3	5
15 Philipina Kyel	C 25:30	3-6	0-0	0-2	5 9 14	1 2	6	1	1	0	1 1	0
2 Chance Gray	G 28:31	3-11	2-5	0-0	0 1 1	1 0	8	1	1	0	0 0	14
4 Endyia Rogers	G 33:47	6-13	1-3	7-10	0 3 3	2 9	20	6	1	2	1 0	12
12 Te-Hina Paopao	G 32:06	4-10	3-6	1-2	0 5 5	2 1	12	4	2	1	2 0	3
0 Tayla Hanson	18:01	3-5	1-3	1-2	1 4 5	1 1	8	2	1	0	0 0	-6
3 Ahise Hurst	23:04	2-6	1-3	0-0	0 4 4	2 1	5	2	0	0	0 0	10
11 Taylor Hosendove	08:01	0-0	0-0	0-0	2 3 5	2 0	0	0	1	0	0 0	-3
Team					3 4 7	0	0	0	0	0	0 0	0
Totals		31-70	8-20	15-26	14 36 50	14 20	85	17	10	3	6 4	7

Technical Fouls: NONE

Shooting By Period		
1 <sup>st</sup> FG%	10-20	50.0%
3PT%	2-5	40.0%
FT%	0-0	0%
2 <sup>nd</sup> FG%	4-12	33.3%
3PT%	0-3	0.0%
FT%	8-14	57.1%
3 <sup>rd</sup> FG%	7-20	35.0%
3PT%	1-3	33.3%
FT%	2-2	100%
4 <sup>th</sup> FG%	10-18	55.6%
3PT%	5-9	55.6%
FT%	5-10	50%
GM FG%	31-70	44.3%
3PT%	8-20	40.0%
FT%	15-26	57.7%

Dead Ball Rebounds: 6, 0

Arkansas - 78 Record: 13-1

NO. Name	Min	FG M-A	3P M-A	FT M-A	Rebounds OR DR TOT	Fouls PF FD	TP	AS	TO	ST	Blocks BS BA	+/-
4 Erynn Barnum	F 27:14	8-17	3-4	3-4	5 4 9	4 2	22	0	0	0	1 1	-8
0 Saylor Poffenbarger	G 34:09	2-9	1-6	0-0	1 10 11	3 0	5	3	2	1	1 0	0
2 Samara Spencer	G 38:40	6-18	2-6	6-8	0 7 7	5 7	20	2	1	0	0 3	-6
34 Chrissy Carr	G 28:27	1-5	1-5	0-0	0 1 1	0 0	3	3	1	1	0 0	1
43 Makayla Daniels	G 33:47	6-17	3-8	0-0	1 2 3	3 3	15	1	1	0	0 0	-13
11 Rylee Langerman	24:58	2-4	2-2	1-2	4 3 7	2 2	7	0	3	0	0 0	-10
30 Maryam Dauda	11:49	3-7	0-0	0-0	1 0 1	0 0	6	1	0	0	0 0	0
55 Emrie Ellis	00:56	0-0	0-0	0-0	0 1 1	0 0	0	0	0	0	0 0	1
Team					3 2 5	0	0	0	0	0	0 0	0
Totals		28-77	12-31	10-14	15 30 45	20 14	78	18	9	4	4 6	-7

Technical Fouls: NONE

Shooting By Period		
1 <sup>st</sup> FG%	10-21	47.6%
3PT%	4-5	80.0%
FT%	1-2	50%
2 <sup>nd</sup> FG%	5-16	31.3%
3PT%	1-9	11.1%
FT%	1-2	50%
3 <sup>rd</sup> FG%	9-23	39.1%
3PT%	4-9	44.4%
FT%	0-0	0%
4 <sup>th</sup> FG%	4-17	23.5%
3PT%	3-8	37.5%
FT%	1-10	10%
GM FG%	28-77	36.4%
3PT%	12-31	38.7%
FT%	10-14	71.4%

Dead Ball Rebounds: 2, 0

	ORG	ARK
Biggest lead	7 (4 <sup>th</sup> 0:28)	7 (2 <sup>nd</sup> 5:05)
Best Scoring Run	9 (2 <sup>nd</sup> 0:56)	6 (1 <sup>st</sup> 4:25)
Lead Changes	7	
Times Tied	9	
Time with Lead	13:38	20:50

Points from Turnovers	ORG	ARK
	8	15
Paint	40	26
Second Chance	18	12
Fast Breaks	15	11
Bench	13	13

Period by Period Scoring	1st	2nd	3rd	4th	TOT
ORG	22	16	17	30	85
ARK	25	12	22	19	78



Official Basketball Box Score - Final  
South Fla. at Arkansas  
12/21/22 Pechanga Arena, San Diego  
2022 NCAA W San Diego Invitational

Game Time: 1:00 PM  
Game Duration: 2:07  
Attendance: 303

Officials: Doug Knight, Kim Hobbs, Scott Osborn

South Fla. - 66 Record: 11-4

NO. Name	Min	FG M-A	3P M-A	FT M-A	Rebounds OR DR TOT	Fouls PF FD	TP	AS	TO	ST	Blocks BS BA	+/-
32 Dulcy Fankam Mendjadeu	F 29:56	8-11	0-0	0-0	2 10 12	4 2	16	0	2	0	0 1	13
55 Carla Brito	F 15:32	2-5	1-1	3-4	0 3 3	0 3	8	1	1	0	1 0	6
3 Sammie Puitsis	G 44:02	2-11	1-7	0-0	2 3 5	0 2	5	2	3	0	0 0	1
5 Elena Tsineke	G 40:28	9-17	3-6	2-2	2 0 2	4 3	23	3	7	3	1 2	3
22 Aerial Wilson	G 22:13	1-1	1-1	0-2	0 3 3	5 1	3	5	2	0	1 0	9
12 Marina Asensio	09:08	0-0	0-0	0-0	0 3 3	0 0	0	2	0	0	0 0	0
20 Daniela Gonzalez	29:28	1-6	1-2	0-0	1 0 1	4 1	3	1	0	0	0 2	-5
2 Priscilla Williams	03:21	0-1	0-0	0-0	0 0 0	0 0	0	0	1	0	0 0	-2
14 Emma Johansson	13:45	1-2	0-1	0-0	0 3 3	2 1	2	1	1	1	1 0	-10
1 Maria Alvarez	15:16	1-4	1-3	3-3	1 1 2	1 1	6	0	2	0	0 0	-7
0 Caitlin McGee	01:19	0-0	0-0	0-0	0 1 1	0 0	0	0	0	0	1 0	-2
10 Janelle Aarnio	00:32	0-0	0-0	0-0	0 0 0	0 0	0	0	0	0	0 0	-1
Team					2 3 5	0	0	0	0	0	0 0	0
Totals		25-58	8-21	8-11	10 30 40	21 14	66	15	19	4	5 5	1

Technical Fouls: NONE

Shooting By Period		
1 <sup>st</sup> FG%	6-14	42.9%
3PT%	1-11	100.0%
FT%	0-0	0%
2 <sup>nd</sup> FG%	2-13	15.4%
3PT%	1-6	16.7%
FT%	0-0	0%
3 <sup>rd</sup> FG%	10-14	71.4%
3PT%	4-7	57.1%
FT%	3-6	50%
4 <sup>th</sup> FG%	6-13	46.2%
3PT%	2-5	40.0%
FT%	3-3	100%
-OT FG%	1-4	25.0%
3PT%	0-2	0.0%
FT%	2-2	100%
GM FG%	25-58	43.1%
3PT%	8-21	38.1%
FT%	8-11	72.7%

Dead Ball Rebounds: 2, 0

Arkansas - 65 Record: 13-2

NO. Name	Min
----------	-----

# #SIDEBYSIDE



Official Basketball Box Score - Final  
**Arkansas at Kentucky**  
01/01/23 Memorial Coliseum, Lexington  
2022-23 Women's Basketball

Game Time: 2:00 PM  
Game Duration: 1:52  
Attendance: 3,284

Officials: Gina Cross, Karen Preato, Frank Statoro

Arkansas - 71

Record: 14-3 (1-1)

NO. Name	Min	FG M-A	3P M-A	FT M-A	Rebounds OR DR TOT	Fouls PF FD	TP	AS	TO	ST	Blocks BS BA	+/-
4 Erynn Barnum	F 29:17	7-11	0-0	3-4	4 4 8	2 4	17	7	3	0	3 1 20	
0 Saylor Poffenbarger	G 33:57	8-17	0-3	1-1	2 5 7	2 4	17	3	6	0	2 0 15	
2 Samara Spencer	G 33:22	1-8	1-4	3-4	0 2 2	2 3	6	5	1	2	0 1 22	
34 Chrissy Carr	G 24:55	3-10	2-8	0-0	0 4 4	2 3	8	1	3	1	0 0 18	
43 Makayla Daniels	G 26:22	3-8	3-7	2-2	1 1 2	4 2	11	4	2	0	0 1 15	
11 Rylee Langerman	G 22:54	2-4	2-3	0-0	2 5 7	0 0	6	1	1	1	0 0 23	
24 Jersey Wollenbarger	14:55	2-5	0-0	0-0	0 3 3	2 2	4	0	2	0	0 1 -2	
30 Maryam Dauda	10:43	1-1	0-0	0-0	1 2 3	1 0	2	1	0	0	2 0 1	
55 Emrie Ellis	02:55	0-0	0-0	0-0	0 1 1	0 0	0	0	0	0	0 0 -5	
22 Avery Hughes	00:40	0-0	0-0	0-0	0 0 0	0 0	0	0	1	0	0 0 -2	
Team					2 2 4		0					
Totals		27-64	8-25	9-11	12 29 41	15 18	71	22	19	4	7 4 21	

Technical Fouls: NONE

Shooting By Period		
1 <sup>st</sup> FG%	7-16	43.8%
3PT%	1-7	14.3%
FT%	1-1	100%
2 <sup>nd</sup> FG%	8-21	38.1%
3PT%	2-9	22.2%
FT%	0-0	0%
3 <sup>rd</sup> FG%	7-17	41.2%
3PT%	4-6	66.7%
FT%	1-2	50%
4 <sup>th</sup> FG%	5-10	50.0%
3PT%	1-3	33.3%
FT%	7-8	87.5%
GM FG%	27-64	42.2%
3PT%	8-25	32.0%
FT%	9-11	81.8%

Dead Ball Rebounds: 4, 0

Kentucky - 50

Record: 8-6 (0-2)

NO. Name	Min	FG M-A	3P M-A	FT M-A	Rebounds OR DR TOT	Fouls PF FD	TP	AS	TO	ST	Blocks BS BA	+/-
21 Niyah Leveretter	F 18:52	1-4	0-0	3-6	6 3 9	2 3	5	0	3	1	1 0 -7	
5 Blair Green	G 33:00	5-19	2-6	2-2	1 1 2	3 1	14	1	3	2	0 1 -13	
11 Jada Walker	G 33:17	6-14	0-1	1-2	1 0 1	2 2	13	2	4	2	0 0 -12	
22 Madeline Scherr	G 17:41	1-11	0-5	6-7	4 6 10	2 4	8	3	5	5	0 1 -15	
4 Emma King	G 17:41	1-3	0-1	0-0	0 1 1	1 0	2	0	0	1	2 0 -12	
13 Ajae Petty	14:21	2-7	0-0	0-0	3 5 8	0 2	4	0	3	2	1 3 -22	
25 Adebola Adeyeye	13:47	0-1	0-0	0-0	2 1 3	4 0	0	0	2	0	0 0 -0	
4 Eniya Russell	13:10	0-1	0-0	0-0	0 3 3	1 1	0	1	3	0	0 0 -19	
3 Kennedy Cambridge	05:01	0-0	0-0	0-0	0 0 0	1 0	0	0	0	1	0 0 -4	
20 Amiya Jenkins	13:00	1-5	0-1	2-2	1 1 2	2 2	4	1	0	0	0 0 -3	
Team					1 1 2		0					
Totals		17-65	2-14	14-19	19 22 41	18 15	50	8	23	14	4 7 -21	

Technical Fouls: NONE

Shooting By Period		
1 <sup>st</sup> FG%	3-12	25.0%
3PT%	0-2	0.0%
FT%	2-3	66.7%
2 <sup>nd</sup> FG%	5-17	29.4%
3PT%	1-3	33.3%
FT%	0-0	0%
3 <sup>rd</sup> FG%	4-14	28.6%
3PT%	0-4	0.0%
FT%	1-2	50%
4 <sup>th</sup> FG%	5-22	22.7%
3PT%	1-5	20.0%
FT%	11-14	78.6%
GM FG%	17-65	26.2%
3PT%	2-14	14.3%
FT%	14-19	73.7%

Dead Ball Rebounds: 5, 1

	AR	UK
Biggest lead	27 (3 <sup>rd</sup> 2:45)	2 (1 <sup>st</sup> 5:33)
Best Scoring Run	16 (2 <sup>nd</sup> 7:03)	9 (3 <sup>rd</sup> 9:16)
Lead Changes	2	
Times Tied	4	
Time with Lead	36:09	00:35
Points from Turnovers	33	10
Paint	34	28
Second Chance	9	9
Fast Breaks	4	10
Bench	12	8
Period by Period Scoring		
1st	18	18
2nd	18	18
3rd	11	9
4th	22	50
TOT	71	71



Official Basketball Box Score - Final  
**Florida at Arkansas**  
01/05/23 Bud Walton Arena, Fayetteville  
2022-23 Women's Basketball

Game Time: 7:00 PM  
Game Duration: 2:05  
Attendance: 4,524

Officials: Roy Gubayan, Ashlee Goode, Brian Garland

Florida - 74

Record: 12-4 (1-2)

NO. Name	Min	FG M-A	3P M-A	FT M-A	Rebounds OR DR TOT	Fouls PF FD	TP	AS	TO	ST	Blocks BS BA	+/-
25 Faith Dut	F 11:28	0-2	0-1	1-2	0 4 4	5 1	1	0	1	0	1 0 -5	
24 Ra Shaya Kyle	C 22:40	6-11	0-0	5-6	2 3 5	2 4	17	0	1	0	0 1 -11	
3 Kirsten Deans	G 27:56	4-14	1-7	9-11	0 3 3	3 6	18	1	0	1	0 0 -11	
5 Alberto Rimdal	G 25:37	4-10	1-2	0-0	3 1 4	5 0	9	3	2	1	0 0 -18	
15 Nina Rickards	G 24:20	1-7	0-2	4-4	1 0 1	4 3	6	0	4	2	0 1 -19	
1 Myka Perry	26:18	6-11	2-4	3-5	0 3 3	1 3	17	1	1	0	0 0 -23	
2 Talyah Wyche	16:42	1-3	0-0	2-2	0 1 1	3 3	4	0	0	1	1 0 -17	
00 Talyah Wyche	15:12	0-0	0-0	3-2	5	2	0	0	1	1	0 1 -8	
20 Jeriah Warren	21:58	0-2	2-2	1-4	5	0	1	2	1	0	1 0 -15	
22 Paige Clausen	07:49	0-1	0-0	0-0	0 1 1	2 0	0	0	0	0	0 0 -13	
Team					0 1 1		0					
Totals		22-64	4-18	26-32	10 23 33	27 21	74	7	10	6	2 3 -28	

Technical Fouls: Rickards 3<sup>rd</sup> 6:30

Shooting By Period		
1 <sup>st</sup> FG%	7-16	43.8%
3PT%	2-3	66.7%
FT%	3-4	75%
2 <sup>nd</sup> FG%	2-16	12.5%
3PT%	1-5	20.0%
FT%	3-4	75%
3 <sup>rd</sup> FG%	7-17	41.2%
3PT%	0-5	0.0%
FT%	14-16	87.5%
4 <sup>th</sup> FG%	6-15	40.0%
3PT%	1-5	20.0%
FT%	6-8	75%
GM FG%	22-64	34.4%
3PT%	4-18	22.2%
FT%	26-32	81.3%

Dead Ball Rebounds: 4, 1

Arkansas - 102

Record: 15-3 (2-1)

NO. Name	Min	FG M-A	3P M-A	FT M-A	Rebounds OR DR TOT	Fouls PF FD	TP	AS	TO	ST	Blocks BS BA	+/-
4 Erynn Barnum	F 24:35	5-8	1-1	4-8	2 6 8	4 5	15	6	1	1	1 1 16	
0 Saylor Poffenbarger	G 17:42	6-8	1-2	3-3	1 7 8	3 2	16	2	2	0	1 0 4	
2 Samara Spencer	G 34:19	6-11	3-5	1-1	0 4 4	2 2	16	6	4	0	0 0 27	
34 Chrissy Carr	G 31:18	6-15	2-7	2-2	1 0 1	2 1	16	1	1	0	1 23	
43 Makayla Daniels	G 30:20	3-10	3-10	7-8	0 1 1	2 8	16	2	1	0	0 0 21	
11 Rylee Langerman	18:46	2-4	1-2	3-5	1 2 3	3 3	8	2	1	2	0 0 17	
24 Jersey Wollenbarger	17:47	3-5	0-1	2-2	1 6 7	3 2	8	1	1	1	0 0 9	
30 Maryam Dauda	15:20	0-3	0-1	0-0	0 1 1	2 0	0	3	0	0	0 0 11	
55 Emrie Ellis	03:42	1-1	1-1	2-2	0 1 1	0 1	5	0	0	0	0 0 6	
22 Avery Hughes	02:43	0-0	0-0	2-4	0 0 0	0 2	2	0	0	0	0 0 2	
20 Karley Johnson	01:50	0-0	0-0	0-0	0 0 0	1 0	0	0	0	0	0 0 3	
21 Loren Lindsey	01:38	0-0	0-0	0-0	0 0 0	0 0	0	0	0	0	0 0 1	
Team					5 3 8		0					
Totals		32-65	12-20	26-35	11 31 42	22 26	102	23	11	4	3 2 28	

Technical Fouls: Barnum 3<sup>rd</sup> 6:30

Shooting By Period		
1 <sup>st</sup> FG%	8-19	42.1%
3PT%	3-10	30.0%
FT%	5-7	71.4%
2 <sup>nd</sup> FG%	9-14	64.3%
3PT%	2-3	66.7%
FT%	4-6	66.7%
3 <sup>rd</sup> FG%	6-16	37.5%
3PT%	4-10	40.0%
FT%	8-11	72.7%
4 <sup>th</sup> FG%	9-16	56.3%
3PT%	3-7	42.9%
FT%	9-11	81.8%
GM FG%	32-65	49.2%
3PT%	12-30	40.0%
FT%	26-35	74.3%

Dead Ball Rebounds: 7, 3

	UF	ARK
Biggest lead	2 (1 <sup>st</sup> 9:43)	29 (4 <sup>th</sup> 0:59)
Best Scoring Run	5 (3 <sup>rd</sup> 7:22)	11 (2 <sup>nd</sup> 7:30)
Lead Changes	7	
Times Tied	5	
Time with Lead	01:29	35:50
Points from Turnovers	10	12
Paint	28	34
Second Chance	16	16
Fast Breaks	9	12
Bench	23	23
Period by Period Scoring		
1st	19	8
2nd	28	19
3rd	24	24
4th	30	102
TOT	74	74



Official Basketball Box Score - Final  
**Arkansas at Missouri**  
01/09/23 Mizzou Arena, Columbia  
2022-23 Women's Basketball

Game Time: 2:00 PM  
Game Duration: 1:51  
Attendance: 4,260

Officials: Pualani Spurlock-Welsh, Carla Fountain, Timothy Greene

Arkansas - 77

Record: 16-3 (3-1)

NO. Name	Min	FG M-A	3P M-A	FT M-A	Rebounds OR DR TOT	Fouls PF FD	TP	AS	TO	ST	Blocks BS BA	+/-
4 Erynn Barnum	F 31:29	9-13	0-1	3-7	4 7 11	1 5	21	2	2	1	1 0 24	
0 Saylor Poffenbarger	G 35:36	8-16	2-7	6-7	1 5 6	1 5	24	1	2	0	1 0 23	
2 Samara Spencer	G 34:29	1-5	0-4	0-0	0 9 9	1 0	2	6	0	2	0 0 17	
34 Chrissy Carr	G 27:25	5-10	4-6	2-2	0 4 4	2 3	16	1	0	0	0 0 26	
43 Makayla Daniels	G 32:35	4-11	1-3	0-0	0 3 2	5 4	3	9	2	4	0 0 22	
11 Rylee Langerman	17:08	1-3	1-2	0-0	2 2 4	2 0	3	0	0	2	0 0 1	
24 Jersey Wollenbarger	12:47	1-3	0-1	0-0	1 2 3	0 0	2	0	0	0	1 0 1	
30 Maryam Dauda	03:19	0-1	0-0	0-0	1 0 1	1 1	0	0	2	0	0 0 -2	
Team					0 2 2		0					
Totals		29-62	8-24	11-16	12 33 45	12 17	77	12	10	5	3 2 22	

Technical Fouls: NONE

Shooting By Period		
1 <sup>st</sup> FG%	4-13	30.8%
3PT%	0-4	0.0%
FT%	0-2	0%
2 <sup>nd</sup> FG%	10-19	52.6%
3PT%	3-9	33.3%
FT%	0-0	0%
3 <sup>rd</sup> FG%	7-17	41.2%
3PT%	2-6	33.3%
FT%	4-4	100%
4 <sup>th</sup> FG%	8-13	61.5%
3PT%	3-5	60.0%
FT%	7-10	70%
GM FG%	29-62	46.8%
3PT%	8-24	33.3%
FT%	11-16	68.8%

Dead Ball Rebounds: 2, 0

Missouri - 55

Record: 14-3 (3-1)

NO. Name	Min	FG M-A	3P M-A	FT M-A	Rebounds OR DR TOT	Fouls PF FD	TP	AS	TO	ST	Blocks BS BA	+/-
43 Hayley Frank	F 31:29	2-10	0-0	1-1	4 3 7	1 3 0	5	0	2	2	1	-22
32 Jayla Kelly	C 08:06	0-2	0-0	0	1 2 3	1 4 0	5	0	1	0	0	-4
1 Lauren Hansen	G 24:41	4-9	2-5	0	1 4 5	1 10	0	2	1	0	0	-12
4 Mama Dembele	G 31:15	1-6	0-3	4-6	0 4 4	2 3 6	6	1	3	0	0	25
13 Haley Troy	G 33:14	7-11	4-6	6-7	1 3 4	0 3 24	1	0	1	0	0	-13
2 Sara-Rose Smith	16:36	1-4	1-2	1-2	3 2 5	3 1 4	0	0	0	0	0	-16
10 Katlyn Gilbert	19:18	2-11	0-3	0-0	2 3 5	2 1 4	0	0	0	0	0	-11
20 Sarah Linthacum	08:31	0-2	0-0	0-0	0 0 0	1 0 0	0	0	1	0	0	0
24 Ashton Judd	16:25	1-5	0-3	0-1	1 1 2	2 1 2	0	0	0	0	0	-7
21 Averi Kroenke	07:26	0-2	0-0	0-0	1 1 1	1 0 0	0	0	2	0	0	1
40 Micah Linthacum	02:59	0-0	0-0	0-0	1 1 0	0 0 0	0	0	0	0	0	1
Team					0 0 0		0	0				
Totals		18-62	7-25	12-16	13 24 37	17 12	55	7	11	7	2	-33
Technical Fouls: NONE												



LSU

Official Basketball Box Score - Final  
Arkansas at LSU  
01/19/23 Maravich Assembly Center, Baton Rouge  
2022-23 Women's Basketball

Game Time: 8:00 PM  
Game Duration: 2:02  
Attendance: 7,298

Officials: Denise Brooks, Angelica Sutfren, Tiffany Bird

Arkansas - 76

Record: 17-4 (4-2)

NO. Name	Min	FG M-A	3P M-A	FT M-A	Rebounds OR DR TOT	Fouls PF FD	TP	AS	TO	ST	Blocks BS BA	+/-
4 Erynn Barnum	F 28:39	7-14	1-4	5-5	1 6 7	4 5	20	1	3	1	2 2	-11
0 Saylor Poffenbarger	G 32:44	2-4	1-2	0-0	0 2 2	4 0	5	1	2	0	2 0	4
2 Samara Spencer	G 35:27	5-15	1-6	2-2	0 2 2	3 5	13	6	0	1	0 1	-13
34 Chrissy Carr	G 29:35	3-8	3-6	3-4	0 2 2	2 1	12	2	2	2	1 0	-13
43 Makayla Daniels	G 32:53	4-10	3-7	0-0	0 3 3	1 3	11	3	3	4	0 1	-8
11 Rylee Langerman	14:59	0-2	0-1	0-0	0 2 2	1 0	0	0	0	1	0 0	14
24 Jersey Wollenbarger	12:46	2-3	0-0	0-0	1 2 3	3 0	4	0	1	0	0 1	4
30 Maryam Dauda	12:57	5-7	1-3	0-0	3 1 4	2 1	11	2	2	0	2 0	8
Team					0 1 1		0		1			
Totals		26-63	10-29	10-11	5 21 26	20 15	76	15	14	9	7 5	-3

Technical Fouls: NONE

Shooting By Period	
1st FG%	6-17 33.3%
3PT%	4-12 33.3%
FT%	0-0 0%
2nd FG%	5-17 29.4%
3PT%	1-6 16.7%
FT%	3-4 75%
3rd FG%	10-17 58.8%
3PT%	2-5 40.0%
FT%	5-5 100%
4th FG%	7-12 58.3%
3PT%	3-6 50.0%
FT%	2-2 100%
GM FG%	28-63 44.4%
3PT%	10-29 34.5%
FT%	10-11 90.9%

Dead Ball Rebounds: 1, 0

LSU - 79

Record: 19-0 (7-0)

NO. Name	Min	FG M-A	3P M-A	FT M-A	Rebounds OR DR TOT	Fouls PF FD	TP	AS	TO	ST	Blocks BS BA	+/-
0 LaDazhia Williams	F 30:14	5-14	0-0	1-3	5 7 12	5 2	11	1	1	3	3 1	11
10 Angel Reese	F 36:43	10-21	0-0	10-17	13 6 19	3 13	30	3	3	1	1 3	8
2 Jasmine Carson	G 31:07	3-7	2-4	2-2	0 2 2	3 2	10	4	2	0	0 0	7
4 Flau'jae Johnson	G 31:17	7-9	1-1	4-4	1 5 6	2 2	19	1	5	1	0 0	6
13 Last-Tear Poa	G 13:18	2-6	0-0	0-0	0 2 2	0 0	4	2	0	0	1 2	4
5 Sa'Myah Smith	04:52	0-0	0-0	0-0	0 1 1	0 0	0	0	2	0	0 0	-3
45 Alexis Morris	25:46	2-8	1-3	0-0	1 3 4	1 0	5	0	3	3	0 0	9
55 Kateri Poole	26:43	0-2	0-2	0-0	0 2 2	2 1	0	3	1	0	0 1	-9
Team					2 1 3		0		0			
Totals		29-67	4-10	17-26	22 29 51	16 20	79	14	17	10	5 7	3

Technical Fouls: Reese 3<sup>rd</sup> 5:02

Shooting By Period	
1st FG%	9-19 47.4%
3PT%	2-3 66.7%
FT%	2-4 50%
2nd FG%	4-13 30.8%
3PT%	1-2 50%
FT%	7-10 70%
3rd FG%	10-19 52.6%
3PT%	0-3 0.0%
FT%	3-5 60%
4th FG%	6-16 37.5%
3PT%	1-2 50%
FT%	5-7 71.4%
GM FG%	29-67 43.3%
3PT%	4-10 40.0%
FT%	17-26 65.4%

Dead Ball Rebounds: 4, 1

	ARK	LSU
Biggest lead	3 (4 <sup>th</sup> 6:23)	14 (1 <sup>st</sup> 5:12)
Best Scoring Run	7 (1 <sup>st</sup> 4:01)	7 (1 <sup>st</sup> 9:05)
Lead Changes	2	
Times Tied	2	
Time with Lead	03:56	35:15

Points from	ARK	LSU
Turnovers	13	10
Paint	34	42
Second Chance	10	23
Fast Breaks	20	12
Bench	15	5

Period by Period Scoring	1st	2nd	3rd	4th	TOT
ARK	16	14	27	19	76
LSU	22	16	23	18	79

# #SIDEBYSIDE



Official Basketball Box Score - Final  
Arkansas at South Carolina  
01/22/23 Colonial Life Arena, Columbia  
2022-23 Women's Basketball

Game Time: 3:00 PM  
Game Duration: 1:50  
Attendance: 13,349

Officials: Dee Kanner, Meadow Overstreet, Timothy Greene

Arkansas - 46

Record: 17-5 (4-3)

NO. Name	Min	FG M-A	3P M-A	FT M-A	Rebounds OR DR TOT	Fouls PF FD	TP	AS	TO	ST	Blocks BS BA	+/-
4 Erynn Barnum	F 20:00	3-11	0-3	5-6	0 2 2	2 6	11	2	2	2	0 4	-19
0 Saylor Poffenbarger	G 27:14	0-3	0-1	0-0	0 1 1	1 0	0	2	2	0	1 0	-30
2 Samara Spencer	G 29:26	7-15	1-3	0-0	0 1 1	0 2	15	1	0	0	1 3	-45
34 Chrissy Carr	G 23:39	2-8	2-7	0-0	0 2 2	3 0	6	0	0	1	3 0	-31
43 Makayla Daniels	G 28:36	2-10	2-8	1-2	0 0 0	4 1	7	0	0	1	0 0	-31
11 Rylee Langerman	20:05	0-1	0-1	0-0	1 1 2	4 0	0	0	1	0	0 0	-18
30 Maryam Dauda	19:02	2-8	0-4	1-1	0 2 2	2 3	5	0	1	0	2 0	-22
24 Jersey Wollenbarger	19:13	1-4	0-2	0-0	0 3 3	1 0	2	1	2	0	2 1	-21
55 Emrie Ellis	12:45	0-1	0-1	0-0	0 0 0	1 1	0	0	0	0	0 0	-13
Team					1 3 4		0		1			
Totals		17-61	5-30	7-9	2 15 17	18 13	46	6	9	4	9 8	-46

Technical Fouls: NONE

Shooting By Period	
1st FG%	5-18 27.8%
3PT%	3-10 30.0%
FT%	4-5 80%
2nd FG%	3-15 20.0%
3PT%	0-5 0.0%
FT%	1-1 100%
3rd FG%	4-13 30.8%
3PT%	1-6 16.7%
FT%	1-2 50%
4th FG%	5-15 33.3%
3PT%	1-9 11.1%
FT%	1-1 100%
GM FG%	17-61 27.9%
3PT%	5-30 16.7%
FT%	7-9 77.8%

Dead Ball Rebounds: 2, 1

South Carolina - 92

Record: 20-0 (8-0)

NO. Name	Min	FG M-A	3P M-A	FT M-A	Rebounds OR DR TOT	Fouls PF FD	TP	AS	TO	ST	Blocks BS BA	+/-
4 Aliyah Boston	F 22:58	5-11	0-1	3-3	7 7 14	1 3	13	3	0	0	1 1	32
5 Victoria Saxton	F 18:04	1-7	0-0	2-2	4 1 5	1 1	4	1	2	1	0 2	23
1 Zia Cooke	G 24:25	8-11	4-5	4-4	1 1 2	1 2	24	3	1	0	0 1	32
12 Brea Beal	G 21:25	1-7	1-1	2-2	0 3 3	0 1	5	0	1	0	0 3	28
41 Kierra Fletcher	G 15:13	2-4	1-1	4-4	0 3 3	2 2	8	1	0	0	1 0	24
10 Kamilla Cardoso	15:08	3-8	0-0	6-8	8 16	1 4	12	2	0	3	0 24	
25 Raven Johnson	16:50	2-3	0-0	0-0	0 3 3	2 0	4	1	2	1	0 1	18
2 Ashlyn Watkins	12:27	3-4	0-0	0-0	2 2 4	1 0	6	0	1	2	1 0	5
15 Laetitia Amihore	19:29	2-7	0-0	5-8	5 6	2 4	9	3	2	0	0 19	
23 Bree Hall	12:40	0-3	0-0	1-2	2 3 3	0 1	1	1	0	0	0 1	8
21 Chloe Kitts	09:58	0-4	0-0	0-0	1 3 4	0 0	1	0	1	0	0 0	9
20 Sania Feagin	09:45	3-7	0-0	0-0	2 1 3	2 0	6	0	0	1	1 1	6
0 Olivia Thompson	01:38	0-0	0-0	0-0	0 0 0	0 0	0	0	0	0	0 0	2
Team					4 4 8		0		0			
Totals		30-76	5-8	27-33	32 42 74	13 18	92	14	11	5	8 9	46

Technical Fouls: NONE

	ARK	USC
Biggest lead	1 (1 <sup>st</sup> 9:27)	48 (4 <sup>th</sup> 3:12)
Best Scoring Run	5 (4 <sup>th</sup> 6:58)	15 (2 <sup>nd</sup> 3:24)
Lead Changes	4	
Times Tied	0	
Time with Lead	00:38	39:03

Points from	ARK	USC
Turnovers	4	13
Paint	22	40
Second Chance	0	37
Fast Breaks	10	15
Bench	7	38

Period by Period Scoring	1st	2nd	3rd	4th	TOT
ARK	17	7	10	12	46
USC	25	28	24	15	92



Official Basketball Box Score - Final  
Alabama at Arkansas  
01/26/23 Bud Walton Arena, Fayetteville  
2022-23 Women's Basketball

Game Time: 6:00 PM  
Game Duration: 2:03  
Attendance: 3,306

Officials: Roy Gubeyan, Brian Garland, Karen Presto

Alabama - 69

Record: 16-5 (3-3)

NO. Name	Min	FG M-A	3P M-A	FT M-A	Rebounds OR DR TOT	Fouls PF FD	TP	AS	TO	ST	Blocks BS BA	+/-
31 Jada Rice	C 29:23	3-7	0-0	6-6	0 7 7	4 3	12	1	6	1	2 0	4
3 Sarah Ashlee Barker	G 18:23	1-2	0-0	0-0	0 1 1	4 1	2	5	5	2	0 0	-7
5 Hannah Barber	G 34:31	3-5	2-3	0-0	1 1 2	3 2	8	3	4	4	0 0	4
23 Brittany Davis	G 36:19	9-15	4-7	0-0	0 4 4	4 1	22	1	1	2	0 1	-3
32 Aaliyah Nye	G 26:40	2-5	1-4	2-2	0 3 3	4 2	7	1	0	3	1 0	6
10 Ryan Cobbins	26:05	2-2	0-0	0-0	0 4 4	2 0	4	1	2	1	0 0	10
0 Loyal McQueen	12:36	2-8	0-1	3-4	0 0 0	4 3	7	3	1	0	0 2	-4
13 JeAnna Cunningham	04:33	1-1	0-0	0-0	0 0 0	2 0	2	0	0	0	0 0	1
22 Karly Weathers	11:30	2-5	1-2	0-0	1 1 2	1 2	5	0	0	1	0 1	4
Team					3 4 7		0		2			
Totals		25-50	8-17	11-12	5 25 30	28 14	69	15	21	14	3 4	3

Technical Fouls: NONE

Shooting By Period	
1st FG%	7-11 63.6%
3PT%	4-4 100.0%
FT%	0-0 0%
2nd FG%	6-12 50.0%
3PT%	2-7 28.6%
FT%	4-4 100%
3rd FG%	5-13 38.5%
3PT%	1-3 33.3%
FT%	4-4 100%
4th FG%	7-14 50.0%
3PT%	1-3 33.3%
FT%	3-4 75%
GM FG%	25-50 50%
3PT%	8-17 47.1%
FT%	11-12 91.7%

Dead Ball Rebounds: 1, 0

Arkansas - 66

Record: 17-6 (4-4)

NO. Name	Min	FG M-A	3P M-A	FT M-A	Rebounds OR DR TOT	Fouls PF FD	TP	AS	TO	ST	Blocks BS BA	+/-
4 Erynn Barnum	F 33:58	8-14	0-1	4-6	4 5 9	4 7	20	0	2	2	0 1	4
0 Saylor Poffenbarger	G 38:21	3-9	3-5	3-4	2 3 5	2 5	12	3	5	0	2 1	2
2 Samara Spencer	G 34:53	4-10	2-3	2-2	0 2 2	2 5	12	2	7	2	0 0	-3
34 Chrissy Carr	G 24:37	2-6	2-4	0-0	0 2 2	3 1	6	2	1	1	1 0	5
43 Makayla Daniels	G 39:02	2-10	1-6	8-10	1 5 6	2 9	13	5	5	2	1 0	-3
11 Rylee Langerman	15:23	0-2	0-1	0-0	0 0 0	1 0	0	0	0	1	0 1	-6
24 Jersey Wollenbarger	07:44	0-0	0-0	0-0	0 0 0	0 0	0	0	0	0	0 0	-7
30 Maryam Dauda	06:02	1-3	0-1	1-1	0 0 0	0 1	3	0	0	1	0 0	-7
Team					4 1 5			0	0			
Totals		20-54	8-21	18-23	11 18 29	14 28	66	12	20	9	4 3	-3



# #SIDEBYSIDE



Official Basketball Box Score - Final  
**Arkansas at Auburn**  
02/05/23 Neville Arena, Auburn, Ala.  
2022-23 Women's Basketball

Game Time: 2:00 PM  
Game Duration: 2:17  
Attendance: 2,569

Officials: Brian Hall, Natasha Camy, Carla Fountain

Arkansas - 54

Record: 18-7 (5-5)

NO.	Name	Min	FG	3P	FT	Rebounds	Fouls	TP	AS	TO	ST	Blocks	+/
			M-A	M-A	M-A	OR DR TOT	PF FD					BS BA	
4	Erynn Barnum	F 28:42	5-12	0-0	4-9	6 3 9	3 5	14	0	4	1	0	2 -2
0	Saylor Poffenbarger	G 37:57	3-10	1-5	3-6	0 10 10	5 4	10	1	3	1	0	0 3
2	Samara Spencer	G 35:48	1-8	0-4	5-6	0 6 6	3 5	7	4	7	1	0	1 1
34	Chrissy Carr	G 24:45	2-7	1-4	2-4	2 1 3	4 4	7	1	1	1	0	1 -8
43	Makayla Daniels	G 39:14	2-12	1-8	6-10	0 4 4	4 7	11	0	1	3	0	0 4
11	Rylee Langerman	13:57	0-1	0-1	1-2	0 1 1	4 1	1	1	1	1	0	0 2
24	Jersey Wollenbarger	08:11	1-1	0-0	2-2	1 1 2	2 1	4	0	0	0	0	0 8
30	Maryam Dauda	01:30	0-0	0-0	0-0	0 0 0	2 0	0	0	2	0	0	0 4
55	Emmie Ellis	08:48	0-1	0-1	0-0	0 2 2	0 0	0	0	0	0	1	0 1
22	Avery Hughes	00:08	0-0	0-0	0-0	0 0 0	0 0	0	0	0	0	0	0 2
Team						2 4 6				0			
Totals			14-52	3-23	23-39	11 32 43	27 27	54	7	19	8	1 4	3

Technical Fouls: NONE

Dead Ball Rebounds: 9, 0

Auburn - 51

Record: 13-9 (3-7)

NO.	Name	Min	FG	3P	FT	Rebounds	Fouls	TP	AS	TO	ST	Blocks	+/
			M-A	M-A	M-A	OR DR TOT	PF FD					BS BA	
33	Kharyssa Richardson	F 19:08	2-3	0-0	1-2	2 3 5	3 3	5	0	2	0	1	0 -7
2	Sania Wells	G 09:23	0-3	0-1	0-0	0 2 2	0 2	0	0	2	0	0	0 -6
3	Jakayla Johnson	G 24:23	4-6	1-1	0-2	0 1 1	4 1	9	0	5	0	0	0 3
5	Aicha Coulibaly	G 26:19	0-8	0-1	1-4	2 4 6	2 6	1	2	5	2	0	0 -11
23	Honesty Scott-Grayson	G 30:21	3-11	0-3	5-8	0 3 3	5 11	5	1	2	1	2	0 -5
11	Romy Levy	19:43	3-5	0-2	3-4	1 4 5	3 2	9	1	1	1	0	0 -10
10	Sandi Shaw	15:29	2-7	0-4	0-0	0 1 1	3 2	4	0	0	1	0	0 -10
4	Kaitlyn Duhon	24:30	2-6	0-2	2-4	2 5 7	2 4	6	1	2	1	2	0 5
1	Mya Pratcher	13:04	0-3	0-0	0-0	0 6 6	1 0	0	0	0	0	1	3
12	Mar'haun Bostic	14:11	2-4	0-0	2-3	1 1 2	4 2	6	1	1	1	0	0 5
20	Oyindamola Akinbolawa	03:29	0-0	0-0	0-0	0 0 0	0 0	0	0	1	1	0	0 -2
Team						0 2 2				0			
Totals			18-56	1-14	14-27	8 32 40	27 27	51	7	22	8	4 1	-3

Technical Fouls: NONE

Dead Ball Rebounds: 10, 2

	ARK	AUB
Biggest lead	15 (2 <sup>nd</sup> 7:14)	0 (1 <sup>st</sup> 10:00)
Best Scoring Run	8 (2 <sup>nd</sup> 7:14)	6 (2 <sup>nd</sup> 3:41)
Lead Changes	0	
Times Tied	2	
Time with Lead	36:06	00:00
Points from Turnovers	12	8
Paint	20	16
Second Chance	10	8
Fast Breaks	7	9
Bench	5	25
Period by Period Scoring		
1st	16	10
2nd	16	10
3rd	16	10
4th	16	10
TOT	51	51



Official Basketball Box Score - Final  
**Arkansas at Vanderbilt**  
02/09/23 Memorial Gymnasium, Nashville  
2022-23 Women's Basketball

Game Time: 8:00 PM  
Game Duration: 2:08  
Attendance: 1,978

Officials: Pualani Spurlock-Welsh, Frank Steratore, Eric Brewton

Arkansas - 70

Record: 18-8 (5-6)

NO.	Name	Min	FG	3P	FT	Rebounds	Fouls	TP	AS	TO	ST	Blocks	+/
			M-A	M-A	M-A	OR DR TOT	PF FD					BS BA	
4	Erynn Barnum	F 25:33	4-8	0-0	4-4	6 1 7	4 2	12	0	5	1	1	2 -8
0	Saylor Poffenbarger	G 30:42	3-6	0-3	1-2	0 1 1	5 1	7	1	1	0	1	0 -4
2	Samara Spencer	G 37:31	1-8	0-2	0-0	0 4 4	2 4	2	4	3	1	0	0 -9
34	Chrissy Carr	G 36:48	7-13	3-8	1-2	1 4 5	3 1	18	0	2	1	0	0 -7
43	Makayla Daniels	G 37:22	11-23	4-11	5-6	0 3 3	4 7	31	1	3	1	1	1 -5
11	Rylee Langerman	10:41	0-0	0-0	1-3	4 1	1 0	1	1	1	0	0	0 -2
24	Jersey Wollenbarger	06:58	0-2	0-2	0-0	0 0 0	0 0	0	0	0	0	0	0 -5
55	Emmie Ellis	14:27	0-2	0-0	0-2	3 2 5	3 1	0	1	1	0	0	1 0
Team						1 1 2				0			
Totals			26-62	7-26	11-16	12 19 31	22 17	70	8	15	6	3 4	-8

Technical Fouls: NONE

Dead Ball Rebounds: 4, 0

Vanderbilt - 78

Record: 11-14 (2-9)

NO.	Name	Min	FG	3P	FT	Rebounds	Fouls	TP	AS	TO	ST	Blocks	+/
			M-A	M-A	M-A	OR DR TOT	PF FD					BS BA	
35	Sacha Washington	F 28:45	8-12	0-0	0-0	4 4 8	3 2	16	1	3	2	3	1 16
11	Ciaja Harbison	G 40:00	5-15	0-3	6-11	1 2 3	2 7	16	8	7	4	0	1 8
14	Marnelle Garraud	G 40:00	6-12	4-8	3-3	2 5 7	3 3	19	0	1	0	0	0 8
21	Bella LaChance	G 40:00	3-6	1-2	0-0	2 2 2	2 2	7	1	1	1	0	0 8
24	Ryanne Allen	G 33:44	2-6	2-5	6-6	1 5 6	2 5	12	2	1	0	1	1 10
5	Yaubryon Chambers	06:53	1-2	0-0	0-0	0 1 1	4 1	2	0	2	0	0	0 -8
12	Demi Washington	10:38	2-3	0-0	2-2	0 2 2	1 2	6	0	0	0	0	0 -2
Team						5 3 8				0			
Totals			27-56	7-18	17-22	13 24 37	17 22	78	12	16	7	4 3	8

Technical Fouls: NONE

Dead Ball Rebounds: 4, 0

	ARK	VAN
Biggest lead	2 (1 <sup>st</sup> 8:47)	10 (4 <sup>th</sup> 5:39)
Best Scoring Run	8 (2 <sup>nd</sup> 8:55)	7 (1 <sup>st</sup> 5:48)
Lead Changes	7	
Times Tied	1	
Time with Lead	01:54	36:53
Points from Turnovers	18	16
Paint	36	36
Second Chance	8	14
Fast Breaks	6	8
Bench	0	8
Period by Period Scoring		
1st	13	16
2nd	13	17
3rd	19	21
4th	17	21
TOT	78	78

Dead Ball Rebounds: 2, 1



Official Basketball Box Score - Final  
**Missouri at Arkansas**  
02/12/23 Bud Walton Arena, Fayetteville  
2022-23 Women's Basketball

Game Time: 2:00 PM  
Game Duration: 1:45  
Attendance: 4,492

Officials: Dee Kanter, William (Billy) Smith, Kylene Galloway

Missouri - 33

Record: 15-10 (4-8)

NO.	Name	Min	FG	3P	FT	Rebounds	Fouls	TP	AS	TO	ST	Blocks	+/
			M-A	M-A	M-A	OR DR TOT	PF FD					BS BA	
20	Sarah Linthacum	F 10:58	0-0	0-0	1-2	1 3 4	2 1	1	0	0	0	0	0 -5
43	Hayley Frank	F 39:06	4-11	0-2	0-0	2 3 5	1 1	3	8	1	1	2	0 3 -31
1	Lauren Hansen	G 26:58	2-6	0-2	0-0	0 1 1	1 4	1	2	2	1	0	1 -29
4	Mama Dembele	G 23:17	2-6	0-2	1-1	1 1 2	0 2	5	0	3	1	0	0 -14
13	Haley Troup	G 26:00	0-4	0-3	2-2	0 1 1	3 2	2	1	4	0	0	0 -24
2	Sara-Rose Smith	02:01	0-0	0-0	0-0	0 0 0	0 0	0	0	0	0	0	0 0
10	Katlyn Gilbert	17:47	2-6	0-3	1-4	0 2 2	1 2	5	0	3	2	0	0 -4
24	Ashton Judd	23:40	1-7	1-3	1-2	0 2 2	1 1	4	2	2	4	0	1 -12
32	Jayla Kelly	07:19	0-1	0-0	0-0	0 0 0	0 3	0	0	1	0	0	0 -10
21	Averi Kroenke	21:53	2-5	0-0	0-0	1 0 1	3 0	4	0	2	1	2	1 -8
40	Micha Linthacum	01:01	0-0	0-0	0-0	0 0 0	1 0	0	0	1	1	0	0 -3
Team						4 3 7				0			
Totals			13-46	1-15	6-11	9 16 25	16 12	33	5	22	11	2 6	-28

Technical Fouls: NONE

Dead Ball Rebounds: 5, 0

Arkansas - 61

Record: 19-6 (6-6)

NO.	Name	Min	FG	3P	FT	Rebounds	Fouls	TP	AS	TO	ST	Blocks	+/
			M-A	M-A	M-A	OR DR TOT	PF FD					BS BA	
4	Erynn Barnum	F 29:36	4-7	1-3	5-6	4 5 9	3 5	14	2	12	0	3	0 19
0	Saylor Poffenbarger	G 35:46	2-9	1-3	1-2	0 2 2	2 1	6	0	1	0	1	1 28
2	Samara Spencer	G 28:10	2-6	0-3	2-2	0 2 2	0 1	6	2	1	2	0	0 27
34	Chrissy Carr	G 23:46	6-10	5-7	1-1	1 4 5	2 2	18	0	0	1	0	1 28
43	Makayla Daniels	G 35:32	3-9	1-4	4-5	1 2 3	1 6	11	3	2	3	1	0 23
55	Emmie Ellis	08:16	0-1	0-1	0-0	0 3 3	1 0	0	1	0	0	0	0 12
11	Rylee Langerman	13:28	1-2	1-2	0-0	1 3 4	1 0	3	1	1	1	0	0 12
24	Jersey Wollenbarger	18:20	1-1	0-0	1-1	0 1 1	0 1	3	0	0	0	1	0 4
22	Avery Hughes	02:06	0-0	0-0	0-0	0 0 0	1 0	0	0	0	0	0	0 -4
30	Maryam Dauda	02:08	0-0	0-0	0-0	0 0 0	1 0	0	0	0	0	0	0 -3
20	Karley Johnson	01:25	0-0	0-0	0-0	0 0 0	0 0	0	0	0	0	0	0 -3
21	Loren Lindsey	01:25	0-0	0-0	0-0	0 0 0	0 0	0	0	0	0	0	0 -3
Team						1 2 3				0			
Totals			19-45	9-23	14-17	8 24 32	12 16	61	9	21	7	6 2	-28

Technical Fouls: NONE

Dead Ball Rebounds: 5, 0

	MIZ	ARK									
Biggest lead	2 (1 <sup>st</sup> 9:24)	32 (4 <sup>th</sup> 8:50)	Points from	MIZ	ARK	Period by Period Scoring					
Best Scoring Run	4 (2 <sup>nd</sup> 1:39)	12 (4 <sup>th</sup> 9:28)	Turnovers	16	24	1st 2nd 3rd 4th TOT					
Lead Changes	1		Paint	18	18	MIZ	6	7	5	15	33
Times Tied	1		Second Chance	8	5	ARK	13	18	16	14	61
Time with Lead	00:54	37:38	Fast Breaks	4	5						
			Bench	13	6						



Official Basketball Box Score - Final  
**Arkansas at Georgia**  
02/19/23 Stegeman Coliseum, Athens  
2022-23 Women's Basketball

Game Time: 12:00 PM  
Game Duration: 1:40  
Attendance: 4,109

Officials: Gina Cross, Joseph Vaszly, Teresa Stuck

Arkansas - 48

Record: 19-10 (6-8)

NO. Name	Min	FG M-A	3P M-A	FT M-A	Rebounds OR DR TOT	Fouls PF FD	TP	AS	TO	ST	Blocks BS BA	+/-
4 Erynn Barnum	F 27:03	6-12	0-0	4-5	4 3 7	1 4	16	0	2	0	1 0	-19
0 Saylor Poffenbarger	G 35:29	3-11	0-6	0-0	0 7 7	3 1	6	3	2	1	0 0	-26
2 Samara Spencer	G 36:05	0-8	0-8	0-0	0 0 0	2 0	0	2	5	1	0 0	-20
34 Chrissy Carr	G 32:52	7-16	5-13	2-2	0 0 0	1 2	21	1	1	1	0 0	-9
43 Makayla Daniels	G 31:28	1-7	0-5	1-1	2 2 4	3 2	3	6	3	0	0 1	-20
11 Rylee Langerman	12:27	0-0	0-0	0-0	1 0 1	2 0	0	0	1	0	0 0	-6
24 Jersey Wollenbarger	11:39	0-2	0-1	0-0	0 2 2	0 0	0	1	1	0	0 0	-11
55 Emrie Ellis	00:00	0-0	0-0	0-0	0 3 3	1 1	2	0	0	0	0 0	-4
Team					3 0 3	0 2						
<b>Totals</b>		17-56	5-33	9-10	10 17 27	15 10 48	13	17	3	1	1	-23

Technical Fouls: Coach 4<sup>th</sup> 5:26 Coach 4<sup>th</sup> 5:26

Shooting By Period	
1 <sup>st</sup> FG%	4-14 28.6%
3PT%	1-8 12.5%
FT%	2-2 100%
2 <sup>nd</sup> FG%	5-13 38.5%
3PT%	2-9 22.2%
FT%	4-4 100%
3 <sup>rd</sup> FG%	5-17 29.4%
3PT%	2-11 18.2%
FT%	1-2 50%
4 <sup>th</sup> FG%	3-12 25.0%
3PT%	0-5 0.0%
FT%	2-2 100%
GM FG%	17-56 30.4%
3PT%	5-33 15.2%
FT%	9-10 90.0%

Dead Ball Rebounds: 2, 0

Georgia - 71

Record: 19-9 (9-6)

NO. Name	Min	FG M-A	3P M-A	FT M-A	Rebounds OR DR TOT	Fouls PF FD	TP	AS	TO	ST	Blocks BS BA	+/-
20 Jordan Isaacs	F 21:12	1-2	0-0	2-2	1 6 7	3 1	4	1	0	0	1 0	11
24 Britney Smith	F 25:04	4-9	0-0	1-3	1 5 6	3 2	9	2	1	0	0 0	16
1 Chloe Chapman	G 16:57	2-7	0-0	0-0	0 1 1	0 0	4	3	1	1	0 0	1
3 Diamond Battles	G 35:56	5-9	0-2	3-4	1 2 3	1 4	13	6	3	0	0 1	24
31 Audrey Warren	G 40:00	6-9	2-5	0-0	1 2 3	0 1	14	5	1	2	0 0	23
35 Javyn Nicholson	31:11	10-15	0-0	2-2	5 2 7	1 2	22	1	4	4	0 0	20
23 Alisha Lewis	27:07	2-3	0-0	1-1	0 3 3	2 3	5	3	3	0	0 0	21
22 Malory Bates	02:33	0-2	0-0	0-0	0 0 0	0 0	0	0	1	0	0 0	-1
Team					0 6 6	0 1						
<b>Totals</b>		30-56	2-7	9-12	9 27 36	10 13 71	21	15	10	1	1	23

Technical Fouls: NONE

Shooting By Period	
1 <sup>st</sup> FG%	7-14 50.0%
3PT%	1-1 100.0%
FT%	0-0 0%
2 <sup>nd</sup> FG%	6-14 42.9%
3PT%	0-4 0.0%
FT%	4-4 100%
3 <sup>rd</sup> FG%	8-15 53.3%
3PT%	0-1 0.0%
FT%	1-2 50%
4 <sup>th</sup> FG%	9-13 69.2%
3PT%	1-1 100.0%
FT%	4-6 66.7%
GM FG%	30-56 53.6%
3PT%	2-7 28.6%
FT%	9-12 75.0%

Dead Ball Rebounds: 2, 1

	ARK	UGA
Biggest lead	1 (1 <sup>st</sup> 8:35)	25 (4 <sup>th</sup> 2:37)
Best Scoring Run	7 (2 <sup>nd</sup> 7:53)	16 (4 <sup>th</sup> 2:37)
Lead Changes	2	
Times Tied	3	
Time with Lead	00:51	37:13

Points from Turnovers	ARK	UGA
	14	18
Paint	18	38
Second Chance	11	18
Fast Breaks	0	5
Bench	2	27

Period by Period Scoring					
	1st	2nd	3rd	4th	TOT
ARK	11	16	13	8	48
UGA	15	16	17	23	71



Official Basketball Box Score - Final  
**Arkansas at Mississippi St.**  
02/23/23 Humphrey Coliseum, Starkville  
2022-23 Women's Basketball

Game Time: 8:02 PM  
Game Duration: 1:56  
Attendance: 4,940

Officials: Michael McConnell, Sall Escho, Fatou Cissoko-Stephens

Arkansas - 73

Record: 19-11 (6-9)

NO. Name	Min	FG M-A	3P M-A	FT M-A	Rebounds OR DR TOT	Fouls PF FD	TP	AS	TO	ST	Blocks BS BA	+/-
4 Erynn Barnum	F 20:04	3-8	0-1	3-3	2 3 5	3 3	9	1	2	1	0 1	-17
0 Saylor Poffenbarger	G 32:31	2-8	1-3	2-3	1 10 11	2 3	7	0	0	1	1 1	-17
2 Samara Spencer	G 32:01	8-14	4-7	5-13	0 2 2	5 10	25	1	2	3	0 1	-23
34 Chrissy Carr	G 27:58	3-13	0-8	3-4	3 1 4	1 2	9	0	0	0	0 1	-15
43 Makayla Daniels	G 31:28	5-13	3-8	4-4	0 2 2	4 3	17	4	3	1	0 0	-8
55 Emrie Ellis	05:06	0-1	0-0	0 0	0 0 0	2 0	0	0	0	0	0 0	-3
11 Rylee Langerman	16:48	0-1	0-1	2-2	0 0 1	1 1	2	1	0	1	0 0	1
24 Jersey Wollenbarger	19:14	0-2	0-2	2 4	6 1	1 1	0	0	0	0	0 0	6
30 Maryam Dauda	14:50	2-5	0-1	0-0	3 3 6	4 0	4	0	2	0	1 0	6
Team					1 2 3	0 0		0				
Totals		23-65	8-32	19-31	12 28 40	23 23	73	7	10	7	2 4	-14

Technical Fouls: NONE

Shooting By Period	
1 <sup>st</sup> FG%	3-13 23.1%
3PT%	2-8 25.0%
FT%	1-6 16.7%
2 <sup>nd</sup> FG%	5-17 29.4%
3PT%	2-9 22.2%
FT%	9-9 100%
3 <sup>rd</sup> FG%	7-15 46.7%
3PT%	2-7 28.6%
FT%	3-4 75%
4 <sup>th</sup> FG%	8-20 40.0%
3PT%	2-8 25.0%
FT%	6-12 50%
GM FG%	23-65 35.4%
3PT%	8-32 25.0%
FT%	19-31 61.3%

Dead Ball Rebounds: 5, 0

Mississippi St. - 87

Record: 20-8 (9-6)

NO. Name	Min	FG M-A	3P M-A	FT M-A	Rebounds OR DR TOT	Fouls PF FD	TP	AS	TO	ST	Blocks BS BA	+/-
4 Jessica Carter	F 27:44	5-8	0-0	6-11	2 11 13	3 8	16	3	2	0	1 0	10
21 Debraasha Powe	F 21:24	2-6	1-5	0-2	0 6 6	2 1	5	0	1	0	0 0	17
0 Anastasia Hayes	G 28:36	2-6	0-1	4-4	1 4 5	2 3	8	6	1	1	0 1	11
1 Ahlana Smith	G 31:25	4-8	3-5	2-2	0 5 5	4 1	13	3	3	0	0 1	9
2 Jerkalla Jordan	G 25:28	6-12	3-7	4-4	2 1 3	3 2	19	4	0	2	1 0	25
22 Charlotte Kohl	03:33	0-0	0-0	0 0	0 1 1	0 1	0	0	0	0	0 0	-7
25 Denae Carter	09:43	1-1	0-0	0-0	0 2 2	3 0	2	0	5	0	0 0	7
3 Asianae Johnson	17:26	2-5	0-0	4-5	0 1 1	1 4	8	2	0	1	0 0	5
11 Kourtney Weber	17:16	4-5	2-3	1-1	0 1 1	1 1	11	0	1	0	0 0	-8
23 Ramani Parker	17:25	2-6	1-2	0-0	1 4 5	4 2	5	0	0	0	2 0	1
Team					1 4 2	0 0						
<b>Totals</b>		28-57	10-23	21-29	7 37 44	23 23	87	18	13	4	2 14	

Technical Fouls: NONE

Shooting By Period	
1 <sup>st</sup> FG%	10-16 62.5%
3PT%	4-6 66.7%
FT%	1-2 50%
2 <sup>nd</sup> FG%	8-16 50.0%
3PT%	3-5 60.0%
FT%	5-8 62.5%
3 <sup>rd</sup> FG%	7-12 58.3%
3PT%	1-5 20.0%
FT%	4-6 66.7%
4 <sup>th</sup> FG%	3-13 23.1%
3PT%	2-7 28.6%
FT%	11-13 84.6%
GM FG%	28-57 49.1%
3PT%	10-23 43.5%
FT%	21-29 72.4%

Dead Ball Rebounds: 2, 0

	ARK	MSU
Biggest lead	0 (1 <sup>st</sup> 10:00)	28 (3 <sup>rd</sup> 8:08)
Best Scoring Run	12 (4 <sup>th</sup> 9:06)	13 (1 <sup>st</sup> 1:01)
Lead Changes	0	
Times Tied	0	
Time with Lead	00:00	39:35

Points from Turnovers	ARK	MSU
	9	14
Paint	28	34
Second Chance	13	11
Fast Breaks	13	11
Bench	6	26

Period by Period Scoring					
	1st	2nd	3rd	4th	TO
ARK	9	21	19	24	73
MSU	25	24	19	19	87



Official Basketball Box Score - Final  
**Texas A&M at Arkansas**  
02/26/23 Bud Walton Arena, Fayetteville  
2022-23 Women's Basketball

Game Time: 11:00 AM  
Game Duration: 1:55  
Attendance: 4,408

Officials: Roy Gubeyan, Tiffany Bird, Reyna Seales

Texas A&M - 65

Record: 7-19 (2-14)

NO. Name	Min	FG M-A	3P M-A	FT M-A	Rebounds OR DR TOT	Fouls PF FD	TP	AS	TO	ST	Blocks BS BA	+/-
13 Jada Malone	F 19:51	3-9	0-0	3-4	5 1 6	4 5	9	1	2	0	0 3	-7
32 Aaliyah Patty	F 21:40	2-7	1-3	1-2	0 5 5	0 2	6	1	3	1	0 0	-22
0 Sydney Bowles	G 31:27	5-11	4-8	0-0	0 2 2	1 1	14	0	2	1	1 0	-10
4 Kay Kay Green	G 24:20	3-6	1-2	0-0	0 1 1	4 1	7	0	2	0	0 0	-13
24 Sahara Jones	G 28:50	1-3	0-1	7-10	1 3 4	2 5	9	2	1	1	0 0	-19
2 Janiah Barker	22:51	5-9	1-1	6-11	2 4 6	1 7	17	1	0	0	0 1	-5
21 Eriny Kindred	09:38	1-2	0-0	1-2	2 4 6	4 1	3	0	2	0	0 0	8
23 McKinzie Green	24:36	0-1	0-1	0-0	0 2 2	1 1	0	3	0	0	0 0	4
3 Tineya Hylton	10:47	0-6	0-3	0-0	0 0 0	1 0	0	1	0	0	0 2	-1
Team					3 3 6	0 0						
<b>Totals</b>		20-54	7-19	18-29	13 25 38	18 23	65	9	12	3	2 6	-13

Technical Fouls: NONE

Shooting By Period	
1 <sup>st</sup> FG%	5-12 41.7%
3PT%	0-3 0.0%
FT%	0-4 0%
2 <sup>nd</sup> FG%	4-14 28.6%
3PT%	1-5 20.0%
FT%	6-8 75%
3 <sup>rd</sup> FG%	7-15 46.7%
3PT%	4-6 66.7%
FT%	3-7 42.9%
4 <sup>th</sup> FG%	4-13 30.8%
3PT%	2-5 40.0%
FT%	9-10 90%
GM FG%	20-54 37.0%
3PT%	7-19 36.8%
FT%	18-29 62.1%

Dead Ball Rebounds: 5, 1

Arkansas - 78

Record: 20-11 (7-9)

NO. Name	Min	FG M-A	3P M-A	FT M-A	Rebounds OR DR TOT	Fouls PF FD	TP	AS	TO	ST	Blocks BS BA	+/-
4 Erynn Barnum	F 23:42	3-7	1-2	5-10	2 3 5	4 6	12	1	1	1	0 1	10
0 Saylor Poffenbarger	G 29:49	3-6	3-5	0-0	0 4 4	5 1	9	5	1	2	1 0	16
2 Samara Spencer	G 35:32	7-15	3-8	2-5	1 4 5	0 3	19	5	3	0	0 1	13
34 Christy Carr	G 32:01	3-8	2-6	0-0	0 6 6	5 0	8	0	2	0	0 1	17
43 Makayla Daniels	G 34:13	2-8	2-6	6-8	2 2 4	1 6	12	4	0	0	2 0	10
11 Rylee Langerman	11:13	0-2	0-2	0-0	1 1 2	1 0	0	0	0	0	0 0	-3
55 Emrie Ellis	12:04	3-4	1-2	0-0	2 1 3	4 1	7	0	2	0	2 0	7
24 Jersey Wolfenbarger	16:50	4-7	1-3	0-0	1 2 3	1 0	9	0	0	1	0 0	-1
20 Maryam Dauda	04:14	0-0	0-0	2-2	0 0 0	2 1	2	0	0	0	0 0	-4
22 Avery Hughes	00:22	0-0	0-0	0-0	0 0 0	0 0	0	0	0	0	0 0	0
Team					2 1 3	0	0	0	0			
Totals		25-57	13-34	15-25	11 24 35	23 18	78	15	9	4	6 2	13



Official Basketball Box Score - Final  
Arkansas at South Carolina  
03/03/23 Bon Secours Wellness Arena, Greenville  
2022-23 Women's Basketball

Game Time: 12:00 PM  
Game Duration: 1:46

Officials: Dee Kartner, Maj Forsberg, Bill Larence

Arkansas - 66

Record: 21-12

NO.	Name	Min	FG		3P		FT		Rebounds			Fouls		TP	AS	TO	ST	Blocks		+/-
			M-A	M-A	M-A	M-A	M-A	M-A	OR	DR	TOT	PF	FD					BS	BA	
4	Erynn Barnum	F 28:21	2-13	1-4	3-4	1	0	1	2	2	8	3	1	3	2	4	-20			
0	Saylor Poffenbarger	G 35:11	7-11	3-7	5-6	0	4	4	4	4	22	4	2	0	1	0	-22			
2	Samara Spencer	G 26:14	7-17	2-4	0-0	0	2	2	3	2	16	1	3	2	0	4	-14			
34	Chrissy Carr	G 30:43	0-8	0-5	4-4	1	2	3	2	2	4	0	1	0	0	2	-25			
43	Makayla Daniels	G 33:30	4-13	4-11	0-0	1	1	2	1	4	12	1	2	1	1	0	-28			
11	Rylee Langerman	18:21	0-0	0-0	0-0	0	7	7	1	1	0	0	1	0	1	0	-7			
24	Jersey Woffenbarger	15:48	1-3	0-2	0-0	0	1	1	1	0	2	0	0	0	1	0	-9			
55	Emrie Ellis	02:54	0-0	0-0	0-0	0	0	0	0	0	0	0	0	0	0	0	-1			
30	Maryam Dauda	08:58	1-2	0-1	0-0	1	0	1	2	0	2	2	0	1	0	0	-9			
Team						5	0	5			0			0						
Totals			22-67	10-34	12-14	9	17	26	16	15	66	11	10	7	6	10	-27			

Technical Fouls: NONE

Shooting By Period			
1 <sup>st</sup>	FG%	6-17	35.3%
3PT%	3-10	30.0%	
FT%	2-2	100%	
2 <sup>nd</sup>	FG%	5-16	31.3%
3PT%	2-6	33.3%	
FT%	1-2	50%	
3 <sup>rd</sup>	FG%	7-20	35.0%
3PT%	2-9	22.2%	
FT%	1-2	50%	
4 <sup>th</sup>	FG%	4-14	28.6%
3PT%	3-9	33.3%	
FT%	8-8	100%	
GM FG%	22-67	32.8%	
3PT%	10-34	29.4%	
FT%	12-14	85.7%	

Dead Ball Rebounds: 3, 0

South Carolina - 93

Record: 30-0

NO.	Name	Min	FG		3P		FT		Rebounds			Fouls		TP	AS	TO	ST	Blocks		+/-
			M-A	M-A	M-A	M-A	M-A	M-A	OR	DR	TOT	PF	FD					BS	BA	
4	Aliyah Boston	F 19:14	5-7	0-0	1-1	3	7	10	0	2	11	5	1	0	4	1	20			
5	Victoria Saxton	F 19:51	8-10	0-0	3-3	1	1	2	2	4	19	0	2	0	0	0	12			
1	Zia Cooke	G 24:24	1-10	0-2	0-0	1	4	5	1	1	2	2	3	1	0	2	16			
12	Brea Beal	G 25:53	2-2	2-2	0-0	1	3	4	0	0	6	4	0	0	1	0	15			
41	Kierra Fletcher	G 18:26	4-7	1-2	3-4	1	5	6	0	3	12	3	0	1	0	0	14			
10	Kamilla Cardoso	19:30	6-7	0-0	2-2	3	5	8	1	2	14	3	0	0	3	0	8			
15	Laetitia Amihere	15:22	6-13	0-1	4-4	4	1	5	2	3	16	0	0	0	0	3	7			
25	Raven Johnson	20:05	1-4	0-1	0-0	0	4	4	2	0	2	6	2	1	0	0	11			
20	Sanja Feagin	05:24	1-1	0-0	0-0	1	0	1	1	0	2	0	2	0	0	0	1			
23	Bree Hall	12:58	3-5	1-1	0-0	0	1	1	4	0	7	1	1	1	0	2	0			
2	Ashlyn Watkins	11:27	1-3	0-0	0-2	0	0	0	2	1	2	0	2	0	0	0	8			
21	Chloe Kitts	03:09	0-0	0-0	0-0	0	1	1	0	0	0	0	0	0	0	0	6			
0	Olivia Thompson	02:48	0-1	0-1	0-0	0	0	0	0	0	0	0	0	0	0	0	4			
11	Talaysia Cooper	01:29	0-0	0-0	0-0	0	0	0	0	0	0	0	1	0	0	0	2			
Team						1	3	4			0			0						
Totals			38-70	4-10	13-16	16	35	51	15	16	93	27	13	3	10	6	27			

Technical Fouls: NONE

Shooting By Period			
1 <sup>st</sup>	FG%	9-20	45.0%
3PT%	2-4	50.0%	
FT%	4-5	80%	
2 <sup>nd</sup>	FG%	9-17	52.9%
3PT%	1-3	33.3%	
FT%	2-2	100%	
3 <sup>rd</sup>	FG%	8-15	53.3%
3PT%	0-1	0.0%	
FT%	1-3	33.3%	
4 <sup>th</sup>	FG%	12-18	66.7%
3PT%	1-2	50.0%	
FT%	6-6	100%	
GM FG%	38-70	54.3%	
3PT%	4-10	40.0%	
FT%	13-16	81.3%	

Dead Ball Rebounds: 2, 0

	ARK	USC	Points from	ARK	USC	Period by Period Scoring					
Biggest lead	2 (1 <sup>st</sup> 9:33)	29 (4 <sup>th</sup> 0:22)	Turnovers	9	13		1st	2nd	3rd	4th	TOT
Best Scoring Run	7 (3 <sup>rd</sup> 1:11)	10 (1 <sup>st</sup> 5:47)	Paint	18	60	ARK	17	13	17	19	66
Lead Changes		1	Second Chance	12	16						
Times Tied		2	Fast Breaks	2	9	USC	24	21	17	31	93
Time with Lead	00:16	38:36	Bench	4	43						





## TV/RADIO CHART

0		<b>Saylor Poffenbarger</b> R-Fr.   G   TR   6-2 Middletown, Md.   UConn Major: Recreation & Sport Management	<table><tr><th></th><th>GP-GS</th><th>PPG</th><th>RPG</th><th>APG</th><th>MPG</th></tr><tr><td>Season</td><td>33-33</td><td>9.0</td><td>6.78</td><td>2.4</td><td>32.7</td></tr><tr><td>Career</td><td>45-33</td><td>6.7</td><td>5.0</td><td>1.8</td><td>24.7</td></tr></table>		GP-GS	PPG	RPG	APG	MPG	Season	33-33	9.0	6.78	2.4	32.7	Career	45-33	6.7	5.0	1.8	24.7	<ul style="list-style-type: none"><li>Tabbed All-SEC Freshman Team</li><li>Coming off 22 points &amp; four boards/assists vs. #1 SC at SECT</li><li>Her four double-doubles is most since Taylah Thomas in 2019-20</li><li>School record holder in individual season defensive rebounds (193)</li><li>Five-time SEC Freshman of the Week, which leads the league</li><li>A versatile player who can be put in positions one through five</li><li>No. 4 in defensive rebounds/gm (5.8) and 11 in rebounds in SEC</li></ul>
	GP-GS	PPG	RPG	APG	MPG																	
Season	33-33	9.0	6.78	2.4	32.7																	
Career	45-33	6.7	5.0	1.8	24.7																	
2		<b>Samara Spencer</b> So.   G   1L   5-7 Fort Lauderdale, Fla.   St. Thomas Aquinas Major: Recreation & Sport Management	<table><tr><th></th><th>GP-GS</th><th>PPG</th><th>RPG</th><th>APG</th><th>MPG</th></tr><tr><td>Season</td><td>33-33</td><td>14.2</td><td>3.8</td><td>4.2</td><td>33.7</td></tr><tr><td>Career</td><td>64-60</td><td>13.2</td><td>3.7</td><td>3.7</td><td>31.9</td></tr></table>		GP-GS	PPG	RPG	APG	MPG	Season	33-33	14.2	3.8	4.2	33.7	Career	64-60	13.2	3.7	3.7	31.9	<ul style="list-style-type: none"><li>Averaged 19.8 points, 3.5 rebounds &amp; 2.8 assists/gm in last four</li><li>Logged career-high 32 points w/ 6 3-pointers on her b-day vs. ORU</li><li>No. 6 in assists and free throw attempts (157) and No. 16 in scoring in SEC, and No. 56 in total assists (138) in NCAA</li><li>Named SEC Freshman of the Year, first for Arkansas since 2009</li><li>Won SEC Freshman of the Week four times last season</li><li>Led St. Thomas to state title as a senior</li></ul>
	GP-GS	PPG	RPG	APG	MPG																	
Season	33-33	14.2	3.8	4.2	33.7																	
Career	64-60	13.2	3.7	3.7	31.9																	
4		<b>Erynn Barnum</b> R-Sr.   F   3L   6-2 Little Rock, Ark.   Little Rock Central Major: Recreation & Sport Management	<table><tr><th></th><th>GP-GS</th><th>PPG</th><th>RPG</th><th>APG</th><th>MPG</th></tr><tr><td>Season</td><td>33-33</td><td>15.7</td><td>6.3</td><td>1.8</td><td>26.6</td></tr><tr><td>Career</td><td>110-43</td><td>9.4</td><td>5.0</td><td>0.8</td><td>18.4</td></tr></table>		GP-GS	PPG	RPG	APG	MPG	Season	33-33	15.7	6.3	1.8	26.6	Career	110-43	9.4	5.0	0.8	18.4	<ul style="list-style-type: none"><li>One of 10 for Katrina McClain Award &amp; All-SEC Second Team</li><li>Had eight points, three assists &amp; steals &amp; two blocks vs. No. 1 SC</li><li>Reached 1,000 points at Georgia and 500 rebounds vs. Ole Miss</li><li>Recorded career-high 37 points vs. Ole Miss, 7th most points scored</li><li>Never had a 20-point game prior to this year and now has nine</li><li>In SEC, third in FG percentage (.558) and No. 7 in scoring and 14 in rebounds in the league, and No. 27 nationally in FG percentage</li></ul>
	GP-GS	PPG	RPG	APG	MPG																	
Season	33-33	15.7	6.3	1.8	26.6																	
Career	110-43	9.4	5.0	0.8	18.4																	
11		<b>Rylee Langerman</b> Jr.   G   2L   5-9 Norman, Okla.   Christian Heritage Major: Biology	<table><tr><th></th><th>GP-GS</th><th>PPG</th><th>RPG</th><th>APG</th><th>MPG</th></tr><tr><td>Season</td><td>33-0</td><td>2.6</td><td>3.4</td><td>0.5</td><td>17.5</td></tr><tr><td>Career</td><td>78-7</td><td>2.6</td><td>3.1</td><td>0.8</td><td>16.4</td></tr></table>		GP-GS	PPG	RPG	APG	MPG	Season	33-0	2.6	3.4	0.5	17.5	Career	78-7	2.6	3.1	0.8	16.4	<ul style="list-style-type: none"><li>Two-time SEC Community Service Team recipient &amp; CSC Academic</li><li>Coming off team-high seven rebounds vs. No. 1/1 South Carolina</li><li>Registered big 3-pointer vs. Missouri in SECT &amp; had four boards</li><li>Splashed in 15 3-pointers this season</li><li>Has been involved in several tie ups that have been big in games</li><li>Appeared in all 32 games last season</li><li>Dominated vs. Mizzou for career-high 17 points (5-for-6 from 3-point)</li><li>Averaged 3.2 points and 3.7 rebounds per game last season</li></ul>
	GP-GS	PPG	RPG	APG	MPG																	
Season	33-0	2.6	3.4	0.5	17.5																	
Career	78-7	2.6	3.1	0.8	16.4																	
13		<b>Sasha Goforth</b> R-So.   G   1L   6-1 Fayetteville, Ark.   Oregon State Major: Human Development and Family Sciences	<table><tr><th></th><th>GP-GS</th><th>PPG</th><th>RPG</th><th>APG</th><th>MPG</th></tr><tr><td>Season</td><td>N/A</td><td>N/A</td><td>N/A</td><td>N/A</td><td>N/A</td></tr><tr><td>Career</td><td>52-52</td><td>11.5</td><td>4.3</td><td>1.5</td><td>29.5</td></tr></table>		GP-GS	PPG	RPG	APG	MPG	Season	N/A	N/A	N/A	N/A	N/A	Career	52-52	11.5	4.3	1.5	29.5	<ul style="list-style-type: none"><li>Won't see the floor this season, as she will be redshirting</li><li>Had a 4.0 with 18 credit hours during the fall semester</li><li>Only Hog to start all 32 games last season</li><li>One of four players who averaged double digits in scoring, logging 11.5 points and 4.8 boards per game last season</li><li>Led the team with 66 blocks, third most in program history</li><li>Highly recruited player out of Fayetteville HS, No. 7 nationally</li></ul>
	GP-GS	PPG	RPG	APG	MPG																	
Season	N/A	N/A	N/A	N/A	N/A																	
Career	52-52	11.5	4.3	1.5	29.5																	
15		<b>Ashlyn Sage</b> R-Fr.   G   1L   6-2 Weatherford, Okla.   Weatherford Major: Psychology	<table><tr><th></th><th>GP-GS</th><th>PPG</th><th>RPG</th><th>APG</th><th>MPG</th></tr><tr><td>Season</td><td>N/A</td><td>N/A</td><td>N/A</td><td>N/A</td><td>N/A</td></tr><tr><td>Career</td><td>15-0</td><td>1.2</td><td>0.8</td><td>0.1</td><td>5.2</td></tr></table>		GP-GS	PPG	RPG	APG	MPG	Season	N/A	N/A	N/A	N/A	N/A	Career	15-0	1.2	0.8	0.1	5.2	<ul style="list-style-type: none"><li>Won't play in 2022-23</li><li>Started out collegiate career with a bang, going 2-of-2 from beyond the arc for six points vs. Tarleton State</li><li>Played 15 games off the bench, seven of those SEC games</li><li>No. 84 overall recruit in Premier Basketball's 2021 rankings</li></ul>
	GP-GS	PPG	RPG	APG	MPG																	
Season	N/A	N/A	N/A	N/A	N/A																	
Career	15-0	1.2	0.8	0.1	5.2																	
20		<b>Karley Johnson</b> Fr.   G   FR   5-9 Mustang, Okla.   Mustang Major: Undecided	<table><tr><th></th><th>GP-GS</th><th>PPG</th><th>RPG</th><th>APG</th><th>MPG</th></tr><tr><td>Season</td><td>8-0</td><td>0.1</td><td>0.3</td><td>0.1</td><td>3.0</td></tr><tr><td>Career</td><td>8-0</td><td>0.1</td><td>0.3</td><td>0.1</td><td>3.0</td></tr></table>		GP-GS	PPG	RPG	APG	MPG	Season	8-0	0.1	0.3	0.1	3.0	Career	8-0	0.1	0.3	0.1	3.0	<ul style="list-style-type: none"><li>Only signee in fall class</li><li>Scored first collegiate point off FT at Little Rock</li><li>Made collegiate debut vs. UCA and has appeared in eight games</li><li>Tabbed a 2022 McDonald's All-American nominee</li><li>As a senior at Mustang HS, averaged 12.3 points, 4.3 rebounds and 3.1 assists per game</li></ul>
	GP-GS	PPG	RPG	APG	MPG																	
Season	8-0	0.1	0.3	0.1	3.0																	
Career	8-0	0.1	0.3	0.1	3.0																	
21		<b>Loren Lindsey</b> Fr.   G   FR   5-11 Fayetteville, Ark.   Fayetteville Major: Finance	<table><tr><th></th><th>GP-GS</th><th>PPG</th><th>RPG</th><th>APG</th><th>MPG</th></tr><tr><td>Season</td><td>7-0</td><td>0.0</td><td>0.0</td><td>0.0</td><td>2.0</td></tr><tr><td>Career</td><td>7-0</td><td>0.0</td><td>0.0</td><td>0.0</td><td>2.0</td></tr></table>		GP-GS	PPG	RPG	APG	MPG	Season	7-0	0.0	0.0	0.0	2.0	Career	7-0	0.0	0.0	0.0	2.0	<ul style="list-style-type: none"><li>Local standout player out of Fayetteville HS</li><li>Made collegiate debut versus UCA and has played in seven games</li><li>Tabbed to the All-Conference 6A West All-Defensive Team</li><li>Named Northwest Arkansas Democrat Gazette Player of the Week</li><li>Led team to state semifinals in 2020 with 55-53 win, and the championship game was not played due to Covid-19</li></ul>
	GP-GS	PPG	RPG	APG	MPG																	
Season	7-0	0.0	0.0	0.0	2.0																	
Career	7-0	0.0	0.0	0.0	2.0																	
22		<b>Avery Hughes</b> Sr.   G   3L   5-7 Bentonville, Ark.   Bentonville Major: Nursing	<table><tr><th></th><th>GP-GS</th><th>PPG</th><th>RPG</th><th>APG</th><th>MPG</th></tr><tr><td>Season</td><td>12-0</td><td>0.8</td><td>0.0</td><td>0.1</td><td>2.1</td></tr><tr><td>Career</td><td>47-0</td><td>0.9</td><td>0.1</td><td>0.2</td><td>3.4</td></tr></table>		GP-GS	PPG	RPG	APG	MPG	Season	12-0	0.8	0.0	0.1	2.1	Career	47-0	0.9	0.1	0.2	3.4	<ul style="list-style-type: none"><li>Has seen action in 12 games this year</li><li>Recorded a season-high four points vs. Troy</li><li>Played over two minutes against Missouri</li><li>Logged season-high four points in three minutes against Troy</li><li>Former walk-on, earned a scholarship prior to 2021-22 season</li><li>Bentonville HS's second leading scorer</li></ul>
	GP-GS	PPG	RPG	APG	MPG																	
Season	12-0	0.8	0.0	0.1	2.1																	
Career	47-0	0.9	0.1	0.2	3.4																	
24		<b>Jersey Wolfenbarger</b> So.   F   1L   6-5 Fort Smith, Ark.   Northside Major: Psychology	<table><tr><th></th><th>GP-GS</th><th>PPG</th><th>RPG</th><th>APG</th><th>MPG</th></tr><tr><td>Season</td><td>31-3</td><td>3.5</td><td>3.4</td><td>0.2</td><td>16.1</td></tr><tr><td>Career</td><td>61-26</td><td>5.5</td><td>3.9</td><td>0.6</td><td>19.1</td></tr></table>		GP-GS	PPG	RPG	APG	MPG	Season	31-3	3.5	3.4	0.2	16.1	Career	61-26	5.5	3.9	0.6	19.1	<ul style="list-style-type: none"><li>Had two points and one block vs. No. 1/1 SC</li><li>Tallied nine points and three rebounds off bench vs. Texas A&amp;M</li><li>Logged season-high 15 points with six rebounds vs. Arkansas State</li><li>Pulled down a career-high 12 boards against Oral Roberts</li><li>Named to SEC All-Freshman Team</li><li>No. 7 overall recruit and No. 1 wing player in the ESPN HoopGurlz 2021 recruiting rankings at the time of her signing</li></ul>
	GP-GS	PPG	RPG	APG	MPG																	
Season	31-3	3.5	3.4	0.2	16.1																	
Career	61-26	5.5	3.9	0.6	19.1																	
30		<b>Maryam Dauda</b> R-Fr.   F   FR   6-4 Bentonville, Ark.   Bentonville Major: International Business	<table><tr><th></th><th>GP-GS</th><th>PPG</th><th>RPG</th><th>APG</th><th>MPG</th></tr><tr><td>Season</td><td>31-0</td><td>3.6</td><td>2.7</td><td>0.7</td><td>11.6</td></tr><tr><td>Career</td><td>31-0</td><td>3.6</td><td>2.7</td><td>0.7</td><td>11.6</td></tr></table>		GP-GS	PPG	RPG	APG	MPG	Season	31-0	3.6	2.7	0.7	11.6	Career	31-0	3.6	2.7	0.7	11.6	<ul style="list-style-type: none"><li>Registered five off. rebounds w/ three assists &amp; two blocks vs. Missouri</li><li>Matched career-high 11 points with four rebounds, two assists and two blocks at No. 3/4 LSU</li><li>Sat out during 2021-22 season recovering from ACL injury</li><li>13th-ranked player and top post player in the ESPN HoopGurlz 2021 recruiting class at her time of signing</li><li>Consensus five-star recruit and McDonald's All-American</li></ul>
	GP-GS	PPG	RPG	APG	MPG																	
Season	31-0	3.6	2.7	0.7	11.6																	
Career	31-0	3.6	2.7	0.7	11.6																	
34		<b>Chrissy Carr</b> R-Sr.   G   TR   6-1 Eden Prairie, Minn.   Syracuse Major: Operations Management	<table><tr><th></th><th>GP-GS</th><th>PPG</th><th>RPG</th><th>APG</th><th>MPG</th></tr><tr><td>Season</td><td>33-33</td><td>11.8</td><td>3.6</td><td>0.5</td><td>28.3</td></tr><tr><td>Career</td><td>148-146</td><td>11.5</td><td>3.7</td><td>1.2</td><td>29.4</td></tr></table>		GP-GS	PPG	RPG	APG	MPG	Season	33-33	11.8	3.6	0.5	28.3	Career	148-146	11.5	3.7	1.2	29.4	<ul style="list-style-type: none"><li>Held to just four points vs. No. 1/1 SC in SECT quarterfinals</li><li>Had career-high 34 points w/ 6 triples vs. Missouri at SECT</li><li>Splashed in 24 3-pointers in past eight games</li><li>Leads team w/ 77 3-pointers, which is ninth most in a single season</li><li>Named to Paradise Jam All-Tournament Team</li><li>First in 3PT att. (224), fourth in 3-PT (2.3) &amp; fifth in 3PT% (.344) in SEC</li><li>Across five seasons, has started in all but two games in her career</li></ul>
	GP-GS	PPG	RPG	APG	MPG																	
Season	33-33	11.8	3.6	0.5	28.3																	
Career	148-146	11.5	3.7	1.2	29.4																	
43		<b>Makayla Daniels</b> Sr.   G   3L   5-8 Frederick, Md.   Frederick Major: Recreation & Sport Management	<table><tr><th></th><th>GP-GS</th><th>PPG</th><th>RPG</th><th>APG</th><th>MPG</th></tr><tr><td>Season</td><td>30-30</td><td>13.0</td><td>3.8</td><td>3.0</td><td>32.0</td></tr><tr><td>Career</td><td>117-117</td><td>11.9</td><td>3.4</td><td>2.6</td><td>28.2</td></tr></table>		GP-GS	PPG	RPG	APG	MPG	Season	30-30	13.0	3.8	3.0	32.0	Career	117-117	11.9	3.4	2.6	28.2	<ul style="list-style-type: none"><li>Averaged 14.5 points, 3.5 3-pointers &amp; 2.0 assists/gm at SECT</li><li>Logged season-high 31 points at Vanderbilt for third 30-point game</li><li>Recorded buzzer beating first game vs. Vanderbilt, tallying 16 points</li><li>No. 8 in FT% (.788) and 3-pointers (2.0) and 9 in steals (1.8) in SEC</li><li>One of 23 nationally to start in every collegiate game (min. 100 games)</li><li>All-SEC Preseason Second Team choice</li><li>Tabbed Paradise Jam Reef Tournament MVP</li><li>No. 12 all-time career scorer at Arkansas (1,405)</li></ul>
	GP-GS	PPG	RPG	APG	MPG																	
Season	30-30	13.0	3.8	3.0	32.0																	
Career	117-117	11.9	3.4	2.6	28.2																	
55		<b>Emrie Ellis</b> So.   F   1L   6-3 Vanoss, Okla.   Vanoss Major: Exercise Science	<table><tr><th></th><th>GP-GS</th><th>PPG</th><th>RPG</th><th>APG</th><th>MPG</th></tr><tr><td>Season</td><td>24-0</td><td>1.0</td><td>1.3</td><td>0.1</td><td>7.8</td></tr><tr><td>Career</td><td>51-0</td><td>2.0</td><td>1.7</td><td>0.3</td><td>9.4</td></tr></table>		GP-GS	PPG	RPG	APG	MPG	Season	24-0	1.0	1.3	0.1	7.8	Career	51-0	2.0	1.7	0.3	9.4	<ul style="list-style-type: none"><li>Coming off just three minutes vs. No. 1/1 SC at SECT</li><li>Logged season-high seven points w/ two blocks vs. Texas A&amp;M</li><li>Has averaged 9.0 minutes per game in last seven games</li><li>Her five blocks vs. UAAP in 2021 was most by a freshman Hog since 2014</li><li>Had 11 points and five boards in 27 minutes vs. Auburn last year</li><li>No. 48 overall recruit in ASGR's 2021 recruiting rankings</li></ul>
	GP-GS	PPG	RPG	APG	MPG																	
Season	24-0	1.0	1.3	0.1	7.8																	
Career	51-0	2.0	1.7	0.3	9.4																	
HC		<b>Mike Neighbors</b> Sixth season, 10th overall Alma Mater: Arkansas '93	<b>Career:</b> 215-117 (10th) <b>AR:</b> 117-76 (6) <ul style="list-style-type: none"><li>Started season 13-0</li><li>Passed 100 wins at Arkansas and 200 in his career</li><li>Proud Arkansas native</li></ul>	<div>AHC</div> <div> Todd Schaefer Sixth Season</div> <div>AC</div> <div> Pauline Love Sixth Season</div> <div> Lacey Goldwire Fourth Season</div>																		



**Saylor Poffenbarger**  
R-Fr. | 6-2 | G  
Middletown, Md.




**Samara Spencer**  
So. | 5-7 | G  
Fort Lauderdale, Fla.



**Erynn Barnum**  
R-Sr. | 6-2 | F  
Little Rock, Ark.



**Rylee Langerman**  
Jr. | 5-9 | G  
Norman, Okla.



**Sasha Goforth**  
Jr. | 6-1 | G  
Fayetteville, Ark.



**Ashlyn Sage**  
So. | 6-2 | G  
Weatherford, Okla.



**Karley Johnson**  
Fr. | 5-9 | G  
Mustang, Okla.



**Loren Lindsey**  
Fr. | 5-11 | G  
Fayetteville, Ark.



**Avery Hughes**  
Sr. | 5-7 | G  
Bentonville, Ark.



**Jersey Wolfenbarger**  
So. | 6-5 | G/F  
Fort Smith, Ark.



**Maryam Dauda**  
R-Fr. | 6-4 | F  
Bentonville, Ark.



**Chrissy Carr**  
R-Sr. | 6-1 | G  
Eden Prairie, Minn.



**Makayla Daniels**  
Sr. | 5-9 | G  
Frederick, Md.



**Emrie Ellis**  
So. | 6-3 | F  
Vanoss, Okla.



**Mike Neighbors**  
Head Coach  
Sixth Season



**Todd Schaefer**  
Associate Head Coach  
Sixth Season



**Pauline Love**  
Assistant Coach  
Sixth Season



**Lacey Goldwire**  
Assistant Coach  
Fourth Season



**Amber Shirey**  
Director of Operations



**Jayci Stone**  
Director of SA Development



**Jeff Brazil**  
Special Assistant to the HC



**Simone Rush**  
Head Athletic Trainer