



# RAZORBACKS®

## 2022-23 Women's Basketball Game Notes

Kylie Magar | Assistant Director, Communications  
E: kmagar@uark.edu | ArkansasRazorbacks.com

### 2022-23 SCHEDULE

Date	Opponent	Time	TV/RESULT
Nov. 2	vs. UAFA (exhibition)	7 PM	W, 92-62
Nov. 7	at UAPB	6 PM	W, 70-50
Nov. 11	Central Arkansas	10:30 AM	W, 72-34
Nov. 14	Tulsa	7 PM	W, 79-70
Nov. 17	Kent State	7 PM	W, 80-59
Nov. 20	at Little Rock	1 PM	W, 93-49
Nov. 24	Northern Arizona	5:45 PM	W, 82-73
Nov. 25	Clemson	8 PM	W, 76-62
Nov. 26	No. 25 Kansas State	8 PM	W, 69-53
Dec. 1	Troy	7 PM	W, 87-70
Dec. 4	Oral Roberts	2 PM	W, 92-58
Dec. 8	Lamar	7 PM	W, 63-50
Dec. 11	Arkansas State	3 PM	W, 77-63
Dec. 17	at No. 16/16 Creighton	1 PM	W, 83-75
Dec. 20	No. 16/15 Oregon+	3 PM	L, 85-78
Dec. 21	USF+	3 PM	L (OT), 66-65
Dec. 29	No. 9/9 LSU*	6 PM	L, 69-45
Jan. 1	at Kentucky*	1 PM	W, 71-50
Jan. 5	Florida*	7 PM	W, 102-74
Jan. 8	at Missouri*	2 PM	W, 77-55
Jan. 16	Vanderbilt*	6 PM	W, 84-81
Jan. 19	at No. 3/4 LSU*	8 PM	L, 79-76
Jan. 22	at No. 1/1 South Carolina*	2 PM	L, 92-46
Jan. 26	Alabama*	6 PM	L, 69-66
Jan. 29	Ole Miss*	4 PM	L (OT), 76-73
Feb. 5	at Auburn*	2 PM	W, 54-51
Feb. 9	at Vanderbilt*	8 PM	L, 78-70
Feb. 12	Missouri*	2 PM	W, 61-33
Feb. 16	Tennessee*	6 PM	L, 87-67
Feb. 19	at Georgia*	11 AM	L, 71-48
Feb. 23	at Mississippi State*	8 PM	L, 87-73
Feb. 26	Texas A&M*	11 AM	W, 78-65
March 2	(9) Missouri@	11 AM	W, 85-74
March 3	(1) No. 1/1 South Carolina@	11 AM	L, 93-66
March 16	Louisiana Tech^	7 PM	W, 69-47
March 20	SFA^	7 PM	SECN+

\*-SEC Contest

S-Paradise Jam (St. Thomas, U.S. Virgin Islands)

+San Diego Invitational (San Diego, Calif.)

@- SEC Tournament (Greenville, S.C.)

^ - Postseason WNIT (Fayetteville, Ark.)

All Times CT

### 35 ARKANSAS VS. STEPHEN F. AUSTIN | WNIT | BUD WALTON ARENA | MARCH 20 AT 7 PM | SECN+

Arkansas  
Razorbacks



SFA  
Ladyjacks

Record ..... 22-12  
Conference Record ..... 7-9 (SEC)  
AP Poll ..... N/A  
USA Today Coaches Poll ..... N/A  
Head Coach ..... Mike Neighbors  
HC Record at UofA (Yrs) ..... 118-76 (sixth season)  
HC Career Record (Yrs) ..... 216-117 (10th season)  
Neighbors' Record vs. SFA ..... 0-0

Record ..... 27-6  
Conference Record ..... 15-3 (WAC)  
AP Poll ..... N/A  
USA Today Coaches Poll ..... N/A  
Head Coach ..... Mark Kellogg  
HC Record at SFA (Yrs) ..... 195-54 (eighth season)  
HC Career Record (Yrs) ..... 445-119 (18th season)  
Record vs. UofA ..... 0-0

### LAST STARTING 5



#### #43 MAKAYLA DANIELS

Sr. | G | 5-8 | Frederick, Md.

PPG	RPG	APG	MPG
12.8	3.8	2.9	32.0



#### #2 SAMARA SPENCER

So. | G | 5-7 | Fort Lauderdale, Fla.

PPG	RPG	APG	MPG
14.2	3.8	4.4	33.7



#### #0 SAYLOR POFFENBARGER

R-Fr. | F | 6-2 | Middletown, Md.

PPG	RPG	APG	MPG
8.8	6.8	2.4	32.5



#### #34 CHRISSY CARR

R-Sr. | G | 6-1 | Edern Prairie, Minn.

PPG	RPG	APG	MPG
12.0	3.6	0.5	28.3



#### #4 ERYNN BARNUM

R-Sr. | F | 6-2 | Little Rock, Ark.

PPG	RPG	APG	MPG
15.6	6.3	1.8	26.6

#### SNAPSHOT:

- Coming off five points, three rebounds & two assists vs. LA Tech in WNIT first round
- No. 12 (1,410) on all-time scoring list at Arkansas
- No. 7 in FT% (.791), No. 8 in 3-pointers/gm (2.0) and No. 10 in steals (1.8) in the SEC
- Preseason All-SEC Second Team choice

#### SNAPSHOT:

- Coming off near triple-double vs. LA Tech with 14 points, career-high 11 assists and six rebounds
- Has 149 assists, eighth most in a single season
- No. 4 in assists and No. 15 in scoring in SEC
- Tabbed the 2022 SEC Freshman of the Year

#### SNAPSHOT:

- SEC All-Freshman Team & five-time FOW
- Logged 11 rebounds, all defensive, vs. LA Tech
- Only Hog with 200+ def. rebounds in a season
- Single-season defensive rebound record holder (204)
- No. 3 in def. RPG & No. 11 in rebounding in the SEC

#### SNAPSHOT:

- Coming off game-leading 17 points and five rebounds vs. LA Tech
- Leads with 81 triples, seventh most in single season
- Has started in 147 career games
- No. 3 in 3-pointers per game (2.4) and 5 in 3-point percentage (.342) in SEC

#### SNAPSHOT:

- Recorded 14 points, six rebounds and three assists vs. LA Tech (10 of those points in second half)
- Reached 1,000 career-points at Georgia
- Katrina McClain Midseason Top 10 & All-SEC 2nd Team
- Third in FG% (.559) & seventh in scoring in SEC

### FOLLOW, WATCH & LISTEN



@RAZORBACKWBB

TV: SECN+

On the Call: Brett Dolan and Matt Zimmerman

Razorback Sports Network from Learfield (Radio)

Phil Elson - <http://143.223.155.160/audio>  
Fayetteville - KQSM-FM-92.1 /// KYNG-AM - 1590\*  
Fort Smith - KFPW-AM-1230 /// KHGG-AM-1580





## NEIGHBORHOOD WATCH

→ Arkansas enters round two of the Postseason WNIT after defeating Louisiana Tech in the first round, 69-47, on Thursday. Holding the Lady Techsters to just 47 points was the least amount of points the Razorbacks have given up in a Postseason WNIT game

→ In Arkansas' eighth WNIT appearance, this also marks the Razorbacks' eighth showing in the second round, in which the Razorbacks are 5-2 in

→ The Razorbacks will square off against Stephen F. Austin, who is coming off an 89-79 win over Texas State in the first round and enter Monday's game with a 27-6 record

→ Arkansas and SFA meet again for the 12th time of the series and first since 2011. Arkansas has an 8-3 edge over SFA

→ Arkansas received the automatic qualifying bid to the WNIT as the SEC's highest finisher among teams not chosen for the NCAA Tournament

→ This WNIT appearance is Arkansas' 26th in the postseason

→ In the **Mike Neighbors** era, this is his fifth postseason appearance with Arkansas (three NCAA Tournaments including 2020 and now two WNITs)

→ Only three schools in the SEC have qualified for postseason tournaments in each of the past five seasons with Arkansas being one of them. Tennessee and South Carolina are the other two

→ Arkansas is coming off a quarterfinal appearance at the SEC Tournament the fourth time in the last five seasons. The Razorbacks defeated Missouri, 85-74, in the second round, but fell to No. 1, eventual SEC Champion South Carolina, 93-65, in the quarterfinals

→ The Razorbacks are 22-12, which marked the program's 22nd 20-win season, third under **Neighbors**. This marks the most wins for Arkansas since 2019-20 when that team had 24 victories

→ Arkansas finished the SEC slate 7-9 to come in eighth in the league. Historically for the program, seven wins is tied for the fourth most wins in SEC play. Only three other seasons have the Razorbacks had more wins in conference, as **Neighbors** boasts two of the program's four winning seasons in league play

→ The team started the season 13-0 and finished the non-conference slate at 13-2, which was the best start for Arkansas since 2013

→ On the All-SEC teams, **Erynn Barnum** earned a spot on the SEC Second Team, while **Saylor Poffenbarger** was named to the SEC All-Freshman Team

→ **Barnum** leads the team in scoring with 15.6 points. Her .559 field goal percentage leads the SEC, as it has majority of the season. She surpassed 1,000 points in her career and became the 18th Razorback to join the 1,000 points/500 rebound club

→ **Barnum** was one of 10 candidates for the Katrina McClain Award, given to the best power forward in the country

→ **Samara Spencer** is the second leading scorer with 14.2 points per game and leads the team in assists with 14.9. Her 4.4 assists per game is the fourth most in the SEC

→ **Makayla Daniels** leads the team in steals with 55 and averages 12.8 points per game

→ **Daniels** keeps moving up in career top 10-20 lists, sitting No. 12 in points (1,410), No. 4 in career starts (119), No. 8 in career 3-pointers (170) and No. 14 in career assists (307)

→ **Chrissy Carr** logs 12.0 points per game and leads the squad with 81 3-pointers

→ **Poffenbarger** leads the team in rebounding with 6.8 per game and has 37 blocks. She is now the record holder for single-season defensive rebounds with 204, while being the first Hog to pull down 200+ defensive boards in a season (since the stat has been tracked)

→ The team is second in least turnovers committed per game in the SEC with 13.41 per game

→ Arkansas gets to the line 23.12 times per game, which is second in the conference and seventh in the country. The Razorbacks' 15.65 makes from the free throw line per game is second in the SEC and 13th in the NCAA

→ Arkansas leads the SEC in 3-point attempts per game (27.2), which is 10th in the country, and No. 2 in 3-pointers per game (8.2) in the league

→ Head coach **Neighbors** earned his 200th win in late November at the Paradise Jam in the Virgin Islands versus Northern Arizona (W, 82-73) and surpassed 100 wins at Arkansas following the team's 80-59 win over Kent State

→ **Neighbors** has the most wins of any collegiate coach with 10 years of experience

→ The Razorbacks were projected to finish fourth in the SEC Preseason Media Poll and tied for fifth in the SEC Preseason Coaches Poll. **Daniels** represents Arkansas on the Preseason Second Team (Coaches Poll)

## SCOUTING SFA ABOUT THE LADYJACKS

→ The Ladyjacks are an impressive 24-6 with a 15-3 WAC record, while finishing second in the league

→ **Aiyana Johnson** leads the Ladyjacks with 13.9 points per game along with 36 blocks

→ One the boards, **Avery Brittingham** leads SFA with 8.3 boards per game, while also averaging double digits with 10.6 points per game

→ **Jordan Harrison** is a fantastic floor general with 166 assists to match a 12.1 scoring average and a team-leading 67 steals

→ SFA made it to the semifinals of the WAC Tournament, falling to California Baptist, 69-64

→ The Ladyjacks took care of business against Texas State in the first round of the Postseason WNIT on Thursday with an 89-79 win. **Harrison** logged a career-high 28 points and seven assists in that game

## ABOUT THE HEAD COACH

→ **Mark Kellogg** is in his eighth season at the helm at SFA, leading the Ladyjacks program to close to 200 wins, while accumulating nearly 450 wins in his career

→ **Kellogg** led the 2021-22 squad to a record-breaking 28-5 season with a WAC regular season and tournament title and appearance to the NCAA Tournament as a 12-seed

→ Coach has led the Ladyjacks to six consecutive postseason appearances and seven straight 23-win seasons. He is a two-time Coach of the Year at SFA

## SERIES HISTORY OF SFA VS. ARKANSAS

→ Arkansas leads SFA in the series, 8-3, as Monday marks the teams' 12th meeting all-time

→ The Razorbacks last faced the Ladyjacks in 2011, which resulted in a 61-46 win for Arkansas

→ This series' first game took place in 1987, resulting in a 93-59 loss for Arkansas at home

→ Arkansas has won the last six games of the series

## BENCHMARK PERFORMANCES

10+ POINTS	19-20	20-21	21-22	22-23	TOT
Makayla Daniels	12	19	19	24	74
Erynn Barnum	4	9	6	26	45
Samara Spencer	-	-	20	23	43
Chrissy Carr	-	-	-	19	19
Jersey Wolfenbarger	-	-	12	2	14
Saylor Poffenbarger	-	-	-	13	13
Maryam Dauda	-	-	-	4	4
Rylee Langerman	-	0	1	1	2
Emrie Ellis	-	-	1	0	1

20+ POINTS	19-20	20-21	21-22	22-23	TOT
Makayla Daniels	2	1	5	3	11
Samara Spencer	-	-	3	7	10
Erynn Barnum	0	0	0	9	9
Chrissy Carr	-	-	-	3	3
Saylor Poffenbarger	-	-	-	2	2

30+ POINTS	19-20	20-21	21-22	22-23	TOT
Makayla Daniels	0	0	2	1	3
Chrissy Carr	-	-	-	1	1
Erynn Barnum	0	0	0	1	1
Samara Spencer	-	-	0	1	1

5+ 3-POINTERS	19-20	20-21	21-22	22-23	TOT
Chrissy Carr	-	-	-	4	4
Samara Spencer	-	-	1	2	3
Makayla Daniels	1	0	1	0	2
Rylee Langerman	-	0	1	0	1

50% FG (8 ATT.)	19-20	20-21	21-22	22-23	TOT
Erynn Barnum	3	6	3	18	30
Makayla Daniels	4	3	10	3	20
Samara Spencer	-	-	8	8	16
Jersey Wolfenbarger	-	-	6	1	7
Chrissy Carr	-	-	-	6	6
Saylor Poffenbarger	-	-	-	5	5
Rylee Langerman	-	0	1	0	1

10+ REBOUNDS	19-20	20-21	21-22	22-23	TOT
Saylor Poffenbarger	-	-	-	8	8
Erynn Barnum	1	1	1	2	5
Jersey Wolfenbarger	-	-	2	1	3
Makayla Daniels	0	0	1	0	1
Rylee Langerman	-	0	1	0	1

5+ ASSISTS	19-20	20-21	21-22	22-23	TOT
Samara Spencer	-	-	5	12	17
Makayla Daniels	3	2	6	5	16
Saylor Poffenbarger	-	-	-	6	6
Erynn Barnum	0	0	0	3	3

3+ BLOCKS	19-20	20-21	21-22	22-23	TOT
Erynn Barnum	3	1	0	3	7
Jersey Wolfenbarger	-	-	2	2	4
Saylor Poffenbarger	-	-	-	3	3
Emrie Ellis	-	-	2	0	2
Chrissy Carr	-	-	-	1	1
Maryam Dauda	-	-	-	1	1

5+ STEALS	19-20	20-21	21-22	22-23	TOT
Makayla Daniels	4	1	1	1	7
Erynn Barnum	0	0	2	1	3
Rylee Langerman	-	0	1	0	1
Samara Spencer	-	-	1	0	1

DOUBLE-DOUBLES	19-20	20-21	21-22	22-23	TOT
Saylor Poffenbarger	-	-	-	4	4
Erynn Barnum	1	1	0	2	4
Jersey Wolfenbarger	-	-	2	0	2
Makayla Daniels	0	0	1	-	1

## Stat Comparison

UA	SFA
73.0	65.6
66.7	60.9
40.3	43.9
38.2	38.7
30.2	35.5
8.2	4.9
6.73	7.70
37.6	34.2
13.1	12.9
13.6	14.8
+2.9	+0.4
6.8	5.5
4.4	2.9



## 2022-23 SOUTHEASTERN CONFERENCE STANDINGS

CONFERENCE STANDINGS													
	CONFERENCE				OVERALL					AP			
	W-L	Pct.	H	A	W-L	Pct.	H	A	N	Streak	vs T10	vs T25	COACHES
South Carolina <sup>^</sup>	16-0	1.000	8-0	8-0	33-0	1.000	16-0	13-0	4-0	W33	3-0	5-0	3-0 6-0
LSU	15-1	.938	8-0	7-1	29-2	.935	16-0	8-1	5-1	W1	0-1	1-1	0-1 1-1
Tennessee	13-3	.810	7-1	6-2	23-11	.676	14-4	6-4	3-3	L1	1-6	1-8	1-6 1-8
Ole Miss	11-5	.688	6-2	5-3	24-8	.750	14-2	7-4	3-2	W1	0-3	1-4	0-3 2-4
Mississippi State	9-7	.563	6-2	3-5	22-10	.688	14-2	3-6	5-2	W2	0-2	0-2	0-2 0-3
Alabama	9-7	.563	4-4	5-3	20-10	.667	11-4	8-4	1-2	L4	0-2	0-3	0-2 1-3
Georgia	9-7	.563	6-2	3-5	22-11	.667	13-3	4-5	5-3	W1	0-5	0-5	0-4 0-5
Arkansas	7-9	.438	4-4	3-5	22-12	.647	12-4	6-5	4-3	W1	0-4	2-5	0-4 1-3
Missouri	6-10	.375	3-5	3-5	18-13	.581	11-6	5-5	2-2	W1	0-2	0-3	0-3 0-3
Auburn	5-11	.312	4-4	1-7	16-14	.533	14-5	1-7	1-2	W1	0-4	0-4	0-4 0-4
Florida	5-11	.312	3-5	2-6	17-14	.548	12-5	3-7	2-2	W1	0-0	0-1	0-0 0-1
Vanderbilt	3-13	.188	3-5	0-8	12-19	.387	9-7	3-9	0-3	L3	0-2	0-3	0-2 0-4
Texas A&M	2-14	.125	2-6	0-8	9-20	.310	7-8	0-11	2-1	L1	0-3	0-3	0-3 0-3
Kentucky	2-14	.125	1-7	1-7	12-19	.387	7-10	2-7	3-2	L1	0-3	0-5	0-3 0-6

<sup>^</sup>SEC Champion / SEC Tournament Champion

2022-23 SEC Preseason Media Poll	2022-23 SEC Preseason Coaches' Poll
1. South Carolina	1. South Carolina
2. Tennessee	2. Tennessee
3. LSU	3. LSU
4. <b>Arkansas</b>	4. Alabama
5. Ole Miss	T5. <b>Arkansas</b>
6. Florida	T5. Mississippi State
7. Kentucky	7. Florida
8. Mississippi State	8. Ole Miss
9. Georgia	9. Georgia
10. Alabama	10. Kentucky
11. Texas A&M	11. Texas A&M
12. Missouri	12. Missouri
13. Auburn	13. Auburn
14. Vanderbilt	14. Vanderbilt

## LAST TIME OUT

- The Razorbacks defeated Louisiana Tech, 69-47, in a game where the Razorbacks led wire-to-wire to improve to a perfect 7-0 in WNIT opening round games
- Arkansas' 47 points allowed on defense is the least amount the Razorbacks have given up in a WNIT game
- **Chrissy Carr** led the game with 17 points with four 3-pointers and five rebounds
- Tying an Arkansas WNIT record, **Samara Spencer** dished a career-high 11 assists, while putting up 14 points for her second career double-double. She also added six rebounds to finish shy of a triple-double
- **Erynn Barnum** went to town down low in the second half, scoring 10 of her 14 points in the second half. She also added six rebounds and three assists
- The bench was productive with 16 points, as **Maryam Dauda** logged eight points and **Jersey Wolfenbarger** added six with two blocks
- In the first half, Arkansas had 12 assists on each of their 12 baskets. The team finished with 20 assists

## WNIT HISTORY

- Arkansas has played in the WNIT /WNIT/AIAW 12 times, with this year marking the program's 13th appearance
- The Razorbacks are now 17-6 in the WNIT with seven appearances, 4-2 in the WNIT with two appearances and 3-3 in the AIAW Tournament with three appearances
- In second round games played in the WNIT, Arkansas is 5-2
- Arkansas is a perfect 7-0 in the first round of the WNIT after its win over LA Tech in the first round of the 2023 Postseason WNIT
- The team's last appearance in the WNIT came in 2019, where Arkansas made it to the third round. Arkansas defeated Houston (88-80 in OT) and UAB (100-52 before losing to TCU (82-78) in all games played in Fayetteville. The program used the WNIT as a jump starter in which the team went on to qualify for three straight NCAA Tournaments
- Arkansas won the WNIT in 1999 with its 67-64 win over Wisconsin in the championship game breaking a Bud Walton Arena attendance record at 14,163, which is the fifth best attendance in WNIT history
- Past WNIT champions are programs that have fared well in the previous years. South Dakota State (2022) is now an NCAA Tournament team along with Arizona (2019), 2023 No. 1 seed Indiana (2018), Michigan (2017) and UCLA (2015)

## AN ARKANSAS WIN MEANS...

- Improving to 6-2 in second round WNIT games
- Going to 18-6 overall in the WNIT
- Advancing to play a third game in the tournament for the fourth time
- Seven straight wins over SFA
- The team's 23rd win, which would be the most for the program since 2019-20 when the team was 24-8
- Potentially another home game at Bud Walton Arena

## MIDSEASON TOP 10

- **Erynn Barnum** was named one of 10 chosen to the Katrina McClain Power Forward of the Year Midseason Top 10 list, becoming the first Razorback to be named to this award's watch list or midseason list
- The list will be narrowed down to five in late February and the finalists will be chosen in late March to be then presented to Katrina McClain and the selection committee
- Being one of 20 on the original preseason watch list, she became the first Arkansas player to make a preseason watch list for an award since the 2020-21 season

## ALL-CONFERENCE QUEENS

- **Erynn Barnum** earned All-SEC Second Team honors, marking the fourth straight year Arkansas has had an All-Conference recipient. She leads the Razorbacks with 16.4 points per game and 6.6 rebounds per game, while also leading the SEC in field goal percentage (.573)
- **Saylor Poffenbarger** is an All-SEC Freshman Team recipient. She is a five-time SEC Freshman Team recipient, leading the Razorbacks with 6.6 rebounds per game and 35 total blocks

## BARNUM BUCKETS

- **Erynn Barnum** is an All-SEC player, being named on the All-SEC Second Team
- Delivered 14 points, six rebounds and three assists against LA Tech in the Postseason WNIT first round. Ten of her points came in the second half
- Has 10th most points scored in a single season at Arkansas with 531
- Moved up to No. 30 on the all-time scoring list with 1,048 points, while sitting No. 24 in career rebounds with 555, as well as No. 4 in single-season free throw attempts with 193, as she continues to be aggressive to the basket this season
- She is the 32nd member of the 1,000-point club and 18th of the 1,000-point, 500-rebound group. She surpassed both milestones this season
- Tallied an incredible 37-point performance against Ole Miss, tying for the seventh most points scored in a game by a Razorback. She also surpassed 500 rebounds, becoming the 30th member of the 500-rebound club at Arkansas
- Leads the team with nine 20-point games, never having one prior to this season



→ Only player to have two perfect shooting days in the SEC this year, going 8-of-8 vs. Arkansas State and 5-of-5 at Little Rock  
 → Among active SEC players, sits No. 10 in career rebounds (555) and No. 13 in scoring (1,048)  
 → SEC statistical rankings: second in free throw attempts (193), third in field goal percentage (.559), seventh in scoring (15.6), 10th in offensive rebounds (2.41), 14th in rebounds (6.32) and 15th in free throw percentage (.632)  
 → In SEC games, she averaged 16.75 points per game, which was seventh in the league  
 → NCAA statistical rankings: 24th in free throw attempts and 27th in field goal percentage  
 → Longest tenured Razorback, with this being her fifth year (redshirted in 2018-19)  
 → Last season averaged 7.6 points and 4.8 rebounds per game. She started in 10 of 22 games, missing a large part of the year due to injury

## MAK ATTACK

→ This team is four-year veteran **Makayla Daniels'** team, who has shown consistency through her four seasons as a Razorback  
 → Coming off five points, three boards and two assists vs. LA Tech in Postseason WNIT first round. Was also tasked with guarding LA Tech star **Keiunna Walker**  
 → Averaged 14.5 points, 3.5 3-pointers, 2.0 assists and 1.5 steals per game in the SEC Tournament  
 → Registered the third 30-point game of her career with a season-high 31 points off 11-of-23 shooting at Vanderbilt  
 → Sits No. 12 on the all-time scoring list at Arkansas with 1,410 points, needing 31 more to surpass **Karyn Karlin** (1,441) at No. 11  
 → Also ranks No. 4 in career starts (119), No. 8 career 3-pointers (170) and No. 15 in career assists (307)  
 → Has fourth most steals (191), as well as fifth most points and assists among active SEC players  
 → SEC statistical rankings: seventh in free throw percentage (.791), eighth in 3-pointers per game (1.97), ninth in minutes (32.0) and 10th in steals (1.77), as well as sixth in assist/turnover ratio in SEC games with 1.4  
 → Won Paradise Jam Reef Tournament MVP, averaging 17.3 points, 5.7 rebounds, 2.7 assists and 2.0 steals per game  
 → Was No. 1 on Sportscenter for her buzzer beater against Vanderbilt in game where she finished with 16 points  
 → Earned a spot on the SEC Preseason Second Team, her first recognition by the league since she was SEC Freshman of the Week in 2019-20  
 → Last season averaged 14.0 points and a team-leading 5.3 rebounds. **Daniels** also averaged 2.9 assists and 1.8 steals per game

## KEEPING IT 100!

→ **Makayla Daniels** is one of 23 players in collegiate women's basketball to start in all games they have appeared in with a minimum 100 contests  
 → Notable names on the list  
 ■ 158 - Ashley Joens (Iowa State)  
 ■ 154 - Thelma Dis Agustsdottir (Ball State)  
 ■ 152 - Cate Reese (Arizona)  
 ■ 141 - Lindsey Thall (Kent State)  
 ■ 134 - CJaja Harbison (Vanderbilt/Saint Louis)  
 ■ 134 - Aliyah Boston (South Carolina)  
 ■ 134 - Lou Lopez-Senechal (UConn/Fairfield)  
 ■ 133 - Zia Cooke (South Carolina)  
 ■ 119 - **Makayla Daniels (Arkansas)**  
 ■ 118 - Elizabeth Kitley (Virginia Tech)  
 ■ 118 - Lauren Park-Lane (Seton Hall)  
 ■ 118 - Amari Young (Old Dominion)

## SPEEDY SAM

→ **Samara Spencer** was named the 2022 SEC Freshman of the Year, and has continued to be big for the team in her sophomore campaign  
 → Dominates the paint with her speed to the basket, can get to the free throw line and can shoot the 3-pointer with great accuracy  
 → Coming off her second career double-double

## WHAT'S HE SAYIN'?

Trying to figure out what Coach Neighbors is saying on the bench? Don't worry - he has a language all his own.

Coach Neighbors plays Positionless Basketball. Instead of having guards, forwards and centers, he has Rabbits, Rackers, Locks and Dragons.



Rabbits run the floor and look to score quickly with a layup.



Rackers bring the ball up the floor, and are trying to get to the rack.



Locks, generally good three-point shooters, are trying to win the race to the corners.



The Dragon is the last player down the court, dragging behind the others.

with 14 points and a career-high 11 assists in the Postseason WNIT game vs. LA Tech. Added six rebounds

→ Her two double-doubles this season with points and assists marks the first time since 2016-17 a Razorback has had more than one double-double with points and assists in a season (last was **Jailyn Mason**)

→ In last five games, has averaged 18.6 points, 4.0 rebounds and 4.4 assists per game

→ Has earned 24 double-digit scoring games, seven 20+ point contests, as well as one 30-point game and two double-doubles

→ Put up a career-high 32 points against Oral Roberts, shooting 10-of-17 from the field with a career-high six 3-pointers

→ SEC statistical rankings: fourth in assists (4.38) and minutes (33.71), sixth free throw attempts (16.0), seventh in field goal attempts (41.9), 10th in assist/turnover ratio (1.52) and 15th in scoring (14.18) and 3-pointers made per game (1.71)

→ NCAA statistical rankings: 42nd in total assists (149)

→ Her 149 assists this season is eighth most in a single season by a Razorback. She has 13 games with 5+ assists this year

→ **Spencer** averaged 12.2 points, 3.7 rebounds, 3.1 assists, 1.2 steals and 30.1 minutes per game last season, while leading team with 96 assists

## POFFEN OFF!

→ **Saylor Poffenbarger** is a big guard. If you need her to play any position one through five, she can handle it

→ Named to the SEC All-Freshman Team

→ Registered three points, three assists and 11 rebounds, all defensive, against LA Tech in the first round of the Postseason WNIT

→ Single-season defensive rebound record holder at Arkansas with 204, while being the only Hog to pull down 200+ defensive rebounds in a single season. Against South Carolina at the SEC Tournament, she surpassed **Lauren Ervin**, who previously had 190 for the record

→ Also No. 6 in individual season rebounds at Arkansas with 231

→ In the SEC Tournament, averaged 14.0 points, 7.5 rebounds, 4.5 assists and 1.0 block per game

→ Has recorded nine 10+ rebound games this

## OUR RECORD WHEN ...

Overall .....	22-12
Home / Away / Neutral .....	12-4/6-5/4-3
SEC .....	7-9
Home / Away .....	4-4/3-5
White Uniforms .....	15-5
Cardinal Uniforms .....	6-5
Anthracite Uniforms .....	1-2

## LEADS/QUARTERS/HALFTIME/OT

Leading after the 1st quarter .....	16-3
Leading after the 2nd quarter/Half .....	20-2
Leading after the 3rd quarter .....	20-3
Leading at the half, home .....	10-1
Leading at the half, road/neutral .....	10-1
Tied at the half, home .....	0-0
Tied at the half, road/neutral .....	1-0
Games decided by 5 points or fewer .....	2-4
Games decided by 10 points or fewer .....	5-5
Leading with 5:00 left .....	22-3
Leading with 2:00 left .....	22-2
Overtime games .....	0-2

## OFFENSE

Scoring less than 70 points .....	5-8
Scoring 70-79 points .....	8-4
Scoring 80-89 points .....	6-0
Scoring 90-99 points .....	2-0
Scoring 100+ points .....	1-0
2 Players Or Less in Double Figures .....	0-4
3 Players in Double Figures .....	12-6
4 Players in Double Figures .....	6-1
5 Players in Double Figures .....	3-1
5+ Players in Double Figures .....	1-0
When shooting 50 percent or higher .....	1-0
When shooting less than 50 percent .....	21-12

## REBOUNDING/TURNOVERS

When outrebounding opponent .....	16-0
When outrebounded .....	5-12
When rebounds are even .....	1-0
When grabbing 10+ offensive reb .....	14-5
When forcing 15+ turnovers .....	12-8
When committing less than 15 turnovers .....	15-9
When committing 15+ turnovers .....	7-3

## Top Scorers (Includes Ties)

Barnum ... @UAPB, UCA, TU, UO, USF, @UK, @LSU, Bama, Ole Miss, @AUB, Tenn	
Carr ..... @LR, K-ST, LU, UF, MIZ, @UGA, MIZ, LA Tech	
Daniels ..... CLEM, UF, @Vandy	
Spencer.. @UABP, Kent, NAU, Troy, ORU, A-St., CU, LSU, UF, Vandy, @SC, @MSU, TAMU	
Poffenbarger ..... @UK, UF, @MIZ, SC	

## Top Rebounders (Includes Ties)

Barnum .....	
@UAPB, UCA, @LR, NAU, CLEM, Troy, @UK, UF, @MIZ, Vandy, @LSU, Bama, Ole Miss, @Vandy, MIZ, @UGA	
Carr ..... NAU, TAMU	
Daniels ..... LSU, Ole Miss, Tenn	
Langerman..... SC	
Poffenbarger ... TU, @LR, CLEM, ORU, LU, A-St., CU, UO, USF, UF, @AUB, @UGA, @MSU, MIZ, LA Tech	
Spencer..... Kent, K-ST	
Team.....@SC	
Wolfenbarger ..... LSU, Tenn	

## Months

November .....	8-0
December .....	5-3
January .....	4-4
February .....	3-4
March.....	2-1



year

→ Logged her fourth double-double of the season at Auburn, registering 10 points and 10 rebounds. Her four double-doubles ties the most by a Razorback since **Taylah Thomas**, who also had four, in 2019-20

→ Led the league in SEC Freshman of the Week awards with five

→ Recorded a career-high 24 points with six rebounds at Missouri, while holding the Tigers' best scorer, **Hayley Frank**, to just five points

→ Usually is put up against the opposing team's leading scorer, and has done a great job limiting their productivity

→ SEC statistical rankings: third in defensive rebounds (6.0), sixth in minutes (32.55) and 11th in rebounds (6.8)

→ Joined the team midway through last year after transferring from UConn. She was the No. 30th-ranked recruit in the 2021 class

### TRANSFER PORTAL JACKPOT

→ **Chrissy Carr** has started in all but two collegiate games she has appeared in during her fifth collegiate season with 147 starts

→ Coming off a game-leading 17 points with four 3-pointers and five rebounds

→ Was on fire against Missouri in the opening round of the SEC Tournament, logging a career-high 34 points off 11-of-14 shooting and a career-high six 3-pointers

→ Her 34 points was the first 30-point game scored by a Razorback in the SEC Tournament since **Alexis Tolefree's** 30 against Auburn in 2020

→ With 81 3-pointers, she is No. 7 for individual season triples at Arkansas

→ Reached double digits in scoring 20 times this season and has led the team in points in eight different contests (including ties)

→ Named to the Paradise Jam All-Tournament Team, averaging 14.7 points and 5.0 rebounds per game

→ SEC statistical rankings: first in 3-point attempts (237), third in 3-pointers made per game (2.38) and fifth in 3-point percentage (.342)

→ NCAA statistical rankings: 21st in 3-point attempts and 35th in total 3-pointer

→ Among active NCAA players, holds 11th most made 3-pointers (307) and 60th most points (1,718)

→ An overall well-rounded player, **Carr** can shoot, attack the basket to get to her midrange, rebound and lead as a veteran player

→ Averaged double digits, or near to it, all four years thus far with 9.8 PPG as a freshman and sophomore at Kansas State and a career-high 15.2 points and 4.9 rebounds per game as a junior. In her one year at Syracuse, averaged 11.7 points and 4.6 boards per game, while leading the team in 3-pointers (60) and shooting 36.3 percent from deep

### TAKING ONE FOR THE TEAM

→ Being told to play in a position you have never played before is quite tough, especially as a freshman in college, but **Jersey Wolfenbarger** handled that task with ease

→ **Wolfenbarger** played down low in just about every start last season, setting her up to play against some of the best bigs in the country

→ Recorded six points, three rebounds and two blocks in 15 minutes played off the bench vs. LA Tech in first round of WNIT

→ Huge off the bench against Texas A&M, logging nine points, three rebounds and one steal in 17 minutes. She had a 7-0 run on her own in the first quarter to get Arkansas rolling

→ Started in three games this season with one of those starts coming against Arkansas State, where she logged a season-high 15 points off 4-of-8 shooting with six boards

→ Averaged 9.3 points, 8.0 rebounds and 2.7 blocks per game during that three-game stretch she started (ORU, Lamar and A-State)

→ Last season, averaged 7.6 points, 4.3 rebounds and 0.9 blocks per game and named to the All-SEC Freshman Team

→ High school accolades: McDonald's All-American, two-time Arkansas Gatorade Player of the Year, No. 7 overall recruit in the country and No. 1 wing player in ESPN HoopGurlz, Naismith HS Player of the Year and FIBA U19 World Cup medalist

### THE GLUE

→ **Rylee Langerman** is a hustler and team player. She is willing to do the dirty work or anything her team needs to win

→ Often called "the glue girl" and a player everyone needs on a team to be successful

→ Hustle-type or game-changing type plays are called "Rylees"

→ Logged four rebounds and one block in 14 minutes vs. LA Tech in opening round of Postseason WNIT

→ Her stats don't always show up on the box score, but if there's a loose ball, a ball going out of bounds or a tie-up, you can bet she's involved

→ **Langerman** was named to the 2023 and 2022 SEC Community Service Team. She is a role model in the NWA community and beyond, as well as a positive light to those also affected by Alopecia

→ Also a CSC Academic All-District recipient

→ Leads the bench in minutes with 17.4 per game

→ Registered second career double-digit scoring contest with 10 points, five boards and four steals against Tulsa

→ Averaged 3.2 points and 3.7 rebounds across 19.2 minutes per game last season

### NICE, YET INTIMIDATING

→ **Maryam Dauda** is primed to be one of the top bigs in the SEC in the near future

→ Registered eight points off 3-of-3 shooting from the field in less than 10 minutes vs. LA Tech in Postseason WNIT first round game

→ Performed well against top competition, matching a career-high 11 points, while also tallying four rebounds, two assists and two blocks in 13 minutes at No. 3/4 LSU

→ Registered a 3-pointer in six games and at least one block in 13

→ Recovered from an ACL injury she suffered from in high school last season

→ Was a top player out of high school, as the No. 13 player

### BY THE NUMBERS

**1,410**

Makayla Daniels is No. 12 on the all-time career scoring list at Arkansas with 1,410 points. She needs 31 more points to move up to No. 11 (1,441)

**204**

Saylor Poffenbarger is the only Hog to have 200+ defensive rebounds in a season (since that category has been tracked). Her 204 defensive rebounds is also an individual season record at Arkansas, breaking the record as a freshman

**26**

Arkansas is in its 26th postseason appearance in 47 seasons. The Razorbacks' WNIT/NWIT/AIAW appearance is the 13th for Arkansas

**22**

The team clinched a 20-win season in their final regular season game with a 78-65 victory over Texas A&M 20 wins. The victory gave Mike Neighbors his third 20-win season at Arkansas and 22nd in school history

### GAME-BY-GAME STARTERS IN 2022-23 (ALPHABETICAL)

#### OPPONENT

	1	2	3	4	5
UAPB	Barnum	Carr	Daniels	Poffenbarger	Spencer
Central Arkansas	Barnum	Carr	Daniels	Poffenbarger	Spencer
Tulsa	Barnum	Carr	Daniels	Poffenbarger	Spencer
Kent State	Barnum	Carr	Daniels	Poffenbarger	Spencer
Little Rock	Barnum	Carr	Daniels	Poffenbarger	Spencer
Northern Arizona	Barnum	Carr	Daniels	Poffenbarger	Spencer
Clemson	Barnum	Carr	Daniels	Poffenbarger	Spencer
Kansas State	Barnum	Carr	Daniels	Poffenbarger	Spencer
Troy	Barnum	Carr	Daniels	Poffenbarger	Spencer
Oral Roberts	Barnum	Carr	Poffenbarger	Spencer	Wolfenbarger
Lamar	Barnum	Carr	Poffenbarger	Spencer	Wolfenbarger
Arkansas State	Barnum	Carr	Poffenbarger	Spencer	Wolfenbarger
Creighton	Barnum	Carr	Daniels	Poffenbarger	Spencer
Oregon	Barnum	Carr	Daniels	Poffenbarger	Spencer
USF	Barnum	Carr	Daniels	Poffenbarger	Spencer
LSU	Barnum	Carr	Daniels	Poffenbarger	Spencer
Kentucky	Barnum	Carr	Daniels	Poffenbarger	Spencer
Florida	Barnum	Carr	Daniels	Poffenbarger	Spencer
Missouri	Barnum	Carr	Daniels	Poffenbarger	Spencer
Vanderbilt	Barnum	Carr	Daniels	Poffenbarger	Spencer
LSU	Barnum	Carr	Daniels	Poffenbarger	Spencer
South Carolina	Barnum	Carr	Daniels	Poffenbarger	Spencer
Alabama	Barnum	Carr	Daniels	Poffenbarger	Spencer
Ole Miss	Barnum	Carr	Daniels	Poffenbarger	Spencer
Auburn	Barnum	Carr	Daniels	Poffenbarger	Spencer
Vanderbilt	Barnum	Carr	Daniels	Poffenbarger	Spencer
Missouri	Barnum	Carr	Daniels	Poffenbarger	Spencer
Tennessee	Barnum	Carr	Daniels	Poffenbarger	Spencer
Georgia	Barnum	Carr	Daniels	Poffenbarger	Spencer
Mississippi State	Barnum	Carr	Daniels	Poffenbarger	Spencer
Texas A&M	Barnum	Carr	Daniels	Poffenbarger	Spencer
Missouri	Barnum	Carr	Daniels	Poffenbarger	Spencer
South Carolina	Barnum	Carr	Daniels	Poffenbarger	Spencer
LA Tech	Barnum	Carr	Daniels	Poffenbarger	Spencer



in the country according to ESPN HoopGurlz. She was also a McDonald's All-American

## SE OKLAHOMA'S BEST KEPT SECRET

→ **Emrie Ellis** was a key component to last year's freshman class, logging minutes off the bench

→ Registered 7.5 minutes and had two points vs. LA Tech in Postseason WNIT first round

→ Best game of the season came vs. Texas A&M, logging seven points, three rebounds and two blocks in 12 minutes off the bench against Texas A&M

→ Has averaged 8.9 minutes per game in last seven game appearances

→ Registered five points off a perfect 1-of-1 shooting from 3-point and two free throws against Florida. Her first of two free throws elevated the Razorbacks to 100 points

→ **Ellis** saw a lot of time on the court as a rookie, appearing off the bench in 27 games to average 2.9 points, 2.1 rebounds, 0.8 blocks and 10.8 minutes per game

→ Her career-best game came when the team needed her the most against Auburn last season, tallying 11 points and five boards in the thrilling win

## VETERAN PRESENCE

→ The team has three players who have been on the team for 4+ years

→ Those three student-athletes are **Erynn Barnum**, **Makayla Daniels** and **Avery Hughes**

→ **Hughes** is a former walk-on, she earned a scholarship ahead of last season. She became the first walk-on for **Coach Neighbors** and staff at Arkansas. She logged a season-high four points against Troy

→ Has appeared in 13 games this season

## THE FRESHIES

→ The Razorbacks have two true freshmen on the roster

→ **Karley Johnson** was the lone member of the fall signing class and has appeared in nine games

→ **Johnson** is McDonald's All-American nominee and four-time Oklahoman's Super 5 Honorable Mention choice

→ **Loren Lindsey** is a 5-11 local product by way of Fayetteville High School. She joins the team as a walk-on

→ **Lindsey** has appeared in eight games

## WE LOVE SASHA

→ **Sasha Goforth** has made the decision to sit out from playing basketball this season. She is redshirting during the 2022-23 season and is still on scholarship, engages in team activities and supports the players and coaches on the bench

→ During the fall semester, she earned a 4.0 GPA with 18 credit hours as a human development & family sciences major

→ Last season after transferring from Oregon State, Goforth was the only Hog to start in all 32 games. She logged 11.5 points, 4.8 rebounds and 2.1 blocks per game last season

## SEC SAYLOR

→ **Saylor Poffenbarger** has won SEC Freshman of the Week five times this season, with her first two honors coming in back-to-back weeks and the most recent two also coming on consecutive weeks

→ Her five weekly honors is the most among freshmen

→ The fifth award she won was against Vanderbilt with 13 points and five boards

→ She had her fourth weekly award after averaging 20.0 points and 7.0 rebounds in Arkansas' big wins vs. Florida and Missouri. She logged a career-high 24 points at Mizzou

→ The first time, she won the award following an impressive showing at the Paradise Jam, averaging 12.3 points, 6.7 rebounds, 3.0 assists and 1.0 steal per game, while being instrumental to the team's Paradise Jam Reef Tournament Championship

→ Her second honor came after averaging a near double-double of 11.5 points and 8.0 rebounds per game across the team's wins over Troy (87-70) and Oral Roberts (92-58)

→ The third award came after her third double-double of the season in Arkansas' huge road win at No. 16 Creighton, where she recorded 16 points and 11 rebounds

## BACKCOURT MATES

→ **Samara Spencer** and **Makayla Daniels** can be looked at as one of the top point guard duos in the country

→ Together this year, the two are averaging a combined 27.0 PPG, 7.6 RPG and 7.4 APG

→ The two have combined for 48 double digit scoring games and 10 20+-point contests

→ Last season, they combined for 39 double digit scoring games and eight 20+ point contests

## CLEAN GAME

→ The team has been limiting turnovers to 13.4 per game, which is second in the SEC and 43rd in the NCAA

→ Arkansas has committed less than 15 turnovers in 25 games

→ The Razorbacks logged just five turnovers against Tennessee, a season's best, while coming off seven vs. LA Tech

## GETTING TO THE LINE

→ Arkansas is seventh in the country in free throw attempts (23.12) and No. 13 in free throw makes per game (15.65)

→ The Razorbacks are No. 2 in attempts and 3 in makes in the SEC

→ Went 13-of-15 from the line vs. LA Tech

→ Arkansas went to the line a season-high 39 times at Auburn

## DRIP, DRIP, SPLASH

→ One thing about Arkansas women's basketball that hasn't changed is the team's ability to shoot from the outside

→ Arkansas is leading the SEC in 3-point attempts per game (27.2), which is 10th in the country

→ The team is also second in the SEC in 3-pointers per game (8.2), which is 28th in the NCAA

→ Arkansas' 925 3-point attempts is now a school record and 279 total 3-pointers is the third most

→ The Razorbacks have launched 10+ 3-pointers in 11 games this year with a season-high 13 vs. Texas A&M, ninth most in a single game in school history

## DEFENSIVE IMPROVEMENTS

→ Arkansas has improved on defense from last season

→ Held LA Tech to just three points in the first quarter, which is a season-low in a quarter defensively for Arkansas

→ The team holds opponents to a defensive field goal percentage of 37.9 (sixth in the SEC)

→ Broke a new record in defensive points allowed with 33 against Missouri the second time, holding the Tigers to 28.3 percent

→ Held Missouri to a then season-low 55 points off 29 percent shooting from the field in the first meeting

→ Held a hot-shooting Creighton team to 22.9 percent from 3-point (8-for-35) and 33.3 percent from the field (23-for-66)

→ Last season, Arkansas' defense held opponents to 66.5 points per game (11th in the SEC, 242nd in NCAA) and a 39.6 field goal percentage (seventh in SEC, 160th in NCAA)

## TALLER BALLERS

→ Six of the 12 Razorback players are above 6 feet

→ Arkansas fans can see a lineup consist of four players above 6-0 on the roster

## ALL-AMERICAN TALIAH

→ **Taliah Scott** was announced as a McDonald's All-American. She becomes one of six Arkansas signees under the **Mike Neighbors** era at Arkansas to be named an All-American

→ Was also named Florida Gatorade Player of the Year

→ Averaged 36.2 points, 9.2 rebounds, 4.8 assists and 3.0 steals per game during her senior year. Her scoring average is fourth in the country

→ Put up 47 points in the 2A state semifinals, knocking down 11 3-pointers

→ Named to the Jersey Mike's Naismith High School Girls Midseason Team, one of 25, as well as a McDonald's All-American Game nominee

→ She surpassed 2,000 points in her high school career, playing at Saint John's Country Day School

## CLASS OF 2023 SIGNEES

→ The Razorbacks added two talented players on National Signing Day and three more papers came through on Wednesday, Nov. 16

→ This class was ranked No. 14 prior to Signing Day, according to ESPN

→ **Maryn Archer** is from Derby, Kansas and is ranked by Prep Girls as the 29th-ranked player in the nation. She is a sharpshooter and will add depth to the Razorbacks' backcourt. She has enrolled early and can be seen on the bench this season

→ **Jenna Lawrence** will stay in Northwest Arkansas with this 6-3 forward getting ready to eclipse 2,000 points in her high school career. She is a four-star recruit and currently ranked No. 61 in the 2023 HoopGurlz Recruiting Rankings. **Lawrence** was also named as a McDonald's All-American game nominee

→ **Taliah Scott** is listed as the No. 11 player in the country, according to the 2023 HoopGurlz Recruiting Rankings and is a consensus 5-star guard out of North Florida. She just surpassed 2,000 points in her high school career early this week (12/5)

→ **Carly Keats** is a junior college product from Jones College and averaged 14.2 points and 4.0 assists per game as a senior in high school

→ **Cristina Sanchez** is just the seventh ever international signee in Arkansas women's basketball history. She is a member of the Spanish National Team



2022 Paradise Jam Reef Champions



# WNIT TOURNAMENT RECORDS

## INDIVIDUAL GAME

Most Points Scored .....	37, Chelsea Dungee vs. Houston, 3/21/19
Most Field Goals .....	12, Sarah Pfeifer vs. Arkansas State, 3/21/05; 12, Wendi Willits vs. Oklahoma, 3/14/99
Best Field Goal Percentage [10 min.] .....	.692 (9-13), Lonniya Bragg vs. Drake, 3/20/99
.....	1.000 (9-9), Lonniya Bragg vs. Georgia Tech, 3/21/00
Most Free Throws .....	15, Chelsea Dungee vs. Houston, 3/21/19
Best Free Throw Percentage [5 min.] .....	.889 (8-9), Wendi Willits vs. Missouri, 3/18/00
.....	.882 (15-17) Chelsea Dungee vs. Houston, 3/21/19
Most Three-Point FGs .....	7, Wendi Willits vs. Oklahoma, 3/14/99
Best 3 Point Percentage [5 min.] .....	.833 (5-6), Alexis Tolefree vs. UAB, 3/24/19
Most Rebounds .....	14, Sarah Watkins vs. Lamar, 3-17-11
Most Assists .....	11, Samara Spencer vs. LA Tech, 3/16/23
.....	11, Amy Wright vs. Northwestern State, 3/12/99
Most Steals .....	5, Dominique Wilson vs. Tulane, 3/24/13, Chrisstasia Walter at Oral Roberts, 3/23/11
.....	& Whitney Jones vs. Oklahoma State, 3/23/09
Most Blocked Shots .....	5, Kiara Williams vs. Houston, 3/21/19

## TEAM-GAME

Most Points Scored .....	100 vs. UAB, 3/24/19
Least Points Scored .....	48, vs. Tulane (3/24/13)
Most Points Allowed .....	98, at Arkansas State (3/21/05)
Least Points Allowed .....	47, vs. LA Tech (3/16/23)
Largest Margin of Victory .....	+48 (100-52) vs. UAB (3/24/19)
Largest Margin of Defeat .....	-21 (62-83), vs. Florida (3/25/99)
Most Field Goals .....	37 vs. UAB (3/24/19)
Most Field Goal Att. ....	75, at Arkansas State (3/21/05)
Best Field Goal Percentage .....	.538 (28-52), vs. Georgia Tech (3/21/00)
Worst Field Goal Percentage .....	.286 (16-56), vs. Tulane (3/24/13)
Best Opponent Field Goal Percentage ..	.567 (34-60), vs. Florida (3/25/00)
Worst Opponent Field Goal Percentage ..	.277 (18-65), vs. LA Tech (3/16/23)
Most Free Throws .....	28 vs. Houston (3/21/19)
Most Free Throw Attempts ..	42, vs. Oklahoma (3/14/99)
Best Free Throw Percentage .....	.867 (13-15) vs. LA Tech (3/16/23)
Worst Free Throw Percentage .....	.538 (14-26), vs. Tulane (3/24/13)
Most Three-Point FGs .....	15 vs. UAB (3/24/19)
Most Three-Point Attempts .....	30 vs. UAB (3/24/19)
Best Three-Point Percentage .....	.500 (15-30) vs. UAB (3/24/19)
.....	.500 (13-26), vs. Lamar (3/17/11)
Worst Three-Point Percentage .....	.143 (1-7), vs. UNLV (3/18/05)
Best Opponent Three-Point Percentage ..	.500 (7-14), vs. Florida (3/25/00)
Worst Opponent Three-Point Percentage ..	.077 (1-13), vs. LA Tech (3/16/23)
Most Rebounds .....	59, vs. Lamar (3/17/11)
Fewest Rebounds .....	29, vs. Florida (3/25/00) & vs. GTU (3/21/00)
Most Opponent Rebounds .....	46, LA Tech (3/16/23), Missouri (3/18/00) & vs. Wisconsin (3/23/99)
Least Opponent Rebounds .....	22, at ORU (3/23/11)
Highest Rebound Margin .....	+23, Lamar (3/17/11)
Lowest Rebound Margin ..	-15, vs. Wisconsin (3/23/99)
Most Assists .....	23, Lamar (3/17/11)
Most Turnovers .....	24, vs. Georgia Tech (3/21/00)

Least Turnovers .....	7, vs. LA Tech (3/16/23)
Most Opponent Turnovers .....	32, vs. Drake (3/20/99)
Lowest Opponent Turnovers .....	11, LA Tech (3/16/23)
Highest Turnover Margin .....	+16, vs. Drake (3/20/99)
Lowest Turnover Margin ..	-1, vs. Lamar (3/17/11) & vs. Georgia Tech (3/21/00)
Most Steals .....	16, vs. Oklahoma State (3/23/09)
Most Blocked Shots .....	9, Lamar (3/17/11)
Most Fouls .....	32, at Arkansas State (3/21/05)

## ALL POSTSEASON TOURNAMENTS

NCAA Tournaments .....	13 appearances, 14-13
WNIT Tournament .....	8 appearances, 17-6
NWIT Tournament .....	2 appearances, 4-2
AIAW Tournament .....	3 appearances, 3-3
By the Round	
First Round .....	16-4 (NCAA: 7-3; WNIT: 8-0; NWIT: 2-0; AIAW: 1-2)
Second Round ..	7-9 (NCAA: 4-4; WNIT: 4-3; NWIT: 1-1; AIAW: 0-1)
Third Round .....	7-2 (NCAA: 2-2; WNIT: 3-0; NWIT: 1-1; AIAW: 1-0)
Fourth Round .....	2-3 (NCAA: 1-1; WNIT: 1-2; AIAW: 0-1)
Fifth Round .....	1-1 (NCAA: 0-1; WNIT: 1-0)
Consecutive Wins in Opening Game .....	13 (12 1st & 2nd rounds in 1991)

## WNIT ALL-TOURNAMENT TEAM

1996 .....	Kim Wilson
1999 .....	Sytia Messer
2000 .....	Lonniya Bragg

## WNIT RESULTS

### 2023

DATE	OPPONENT	RESULT	SITE	ROUND
March 16	LA Tech	69-47	Fayetteville, Ark.	First

### 2019

DATE	OPPONENT	RESULT	SITE	ROUND
March 21	Houston	88-80 (OT)	Fayetteville, Ark.	First
March 24	UAB	100-52	Fayetteville, Ark.	Second
March 28	TCU	78-82	Fayetteville, Ark.	Third

### 2013

DATE	OPPONENT	RESULT	SITE	ROUND
March 21	Memphis	67-57	Fayetteville, Ark.	First
March 24	Tulane	48-60	Fayetteville, Ark.	Second

### 2011 (EXPANDED TO 64 TEAMS IN 2010)

DATE	OPPONENT	RESULT	SITE	ROUND
March 17	Lamar	91-65	Fayetteville, Ark.	First
March 20	Missouri State	65-64	Springfield, Mo.	Second
March 23	Oral Roberts	78-59	Tulsa, Okla.	Third
March 27	Illinois State	49-60	Normal, Ill.	Quarters

### 2009

DATE	OPPONENT	RESULT	SITE	ROUND
March 23	Oklahoma State	61-60 (OT)	Fayetteville, Ark.	Second*
March 26	Kansas	59-75	Lawrence, Kan.	Third

\*Arkansas had a bye in the first round

### 2005

DATE	OPPONENT	RESULT	SITE	ROUND
March 18	UNLV	61-48	Fayetteville, Ark.	First
March 21	Arkansas State	84-98	Jonesboro, Ark.	Second

### 2005

DATE	OPPONENT	RESULT	SITE	ROUND
March 15	Wichita State	83-63	Fayetteville, Ark.	First
March 18	Missouri	89-88 (OT)	Fayetteville, Ark.	Second
March 21	Georgia Tech	78-67	Fayetteville, Ark.	Quarters
March 25	Florida	62-83	Fayetteville, Ark.	Semis

### 1999 -- WNIT CHAMPION

DATE	OPPONENT	RESULT	SITE	ROUND
March 12	Northwestern State	78-60	Fayetteville, Ark.	First
March 14	Oklahoma	97-93 (OT)	Fayetteville, Ark.	Second
March 17	Rice	76-70	Fayetteville, Ark.	Quarters
March 20	Drake	80-56	Fayetteville, Ark.	Semis
March 23	Wisconsin	67-64	Fayetteville, Ark.	Finals

### NWIT

All games played at the Amarillo Civic Center, Amarillo, Texas

### 1996

DATE	OPPONENT	RESULT	SITE	ROUND
March 21	Princeton	83-51	Amarillo, Texas	First
March 22	Arizona	80-77	Amarillo, Texas	Semifinals
March 23	LSU	63-91	Amarillo, Texas	Third Place

### 1987 -- NWIT CHAMPION

DATE	OPPONENT	RESULT	SITE	ROUND
March 19	Montana	82-74	Amarillo, Texas	First
March 20	Providence	101-91	Amarillo, Texas	Semifinals
March 21	California	112-80	Amarillo, Texas	Championship

### AIAW

### 1982 -- AIAW SWEET 16

DATE	OPPONENT	RESULT	SITE	ROUND
March 11	Oklahoma City	78-67	Lubbock, Texas	SW Regional
March 12	Wayland Baptist	57-61	Lubbock, Texas	SW Regional
March 13	New Orleans	76-74	Lubbock, Texas	SW Regional
March 21	California	62-66	Berkeley, Calif.	Western Sectional

### 1981

DATE	OPPONENT	RESULT	SITE	ROUND
March 14	Oral Roberts	57-59	Tulsa, Okla.	SW Regional

### 1980

DATE	OPPONENT	RESULT	SITE	ROUND
March 6	Texas Tech	46-74	Baton Rouge, La.	SW Regional



## WNIT INDIVIDUAL AND TEAM TOP 5

### INDIVIDUAL

#### POINTS

37	Chelsea Dungee	Houston	3/21/19
35	Wendi Willits	Oklahoma	3/14/99
26	Chrisstasia Walter	Oral Roberts	3/23/11
26	Sarah Pfeifer	Arkansas State	3/21/05
25	Sarah Watkins	Lamar	3/17/11
25	Wendi Willits	Missouri	3/18/00

#### FIELD GOALS

12	Sarah Pfeifer	Arkansas State	3/21/05
12	Wendi Willits	Oklahoma	3/14/99
10	Chelsea Dungee	Houston	3/21/19
10	Sarah Watkins	Lamar	3/17/11

#### FIELD GOAL ATTEMPTS

22	C'eira Ricketts	Missouri State	3/20/11
22	Wendi Willits	Oklahoma	3/14/99
21	Sarah Watkins	Lamar	3/17/11
19	Chelsea Dungee	Houston	3/21/19
19	C'eira Ricketts	Oklahoma State	3/23/09

#### FREE THROWS MADE

15	Chelsea Dungee	Houston	3/21/19
8	Whitney Jones	Oklahoma State	3/23/09
8	Wendi Willits	Missouri	3/18/00
8	Wendi Willits	Wichita State	3/15/00
8	Sytia Messer	Oklahoma	3/14/99

#### FREE THROWS ATTEMPTED

17	Chelsea Dungee	Houston	3/21/19
10	Jhasmin Bowen	Tulane	3/24/13
10	Sytia Messer	Oklahoma	3/14/99
9	Sarah Watkins	Illinois State	3/27/11
9	Whitney Jones	Oklahoma State	3/23/09

#### FREE THROW PERCENTAGE

1.000	Wendi Willits (8-8)	Wichita State	3/15/00
.882	Chelsea Dungee (15-17)	Houston	3/21/19
.833	Chrissy Carr (5-6)	LA Tech	3/16/23
.833	Chelsea Dungee (5-6)	TCU	3/28/19
.833	Chelsea Dungee (5-6)	UAB	3/24/19
.700	Jhasmin Bowen (7-10)	Tulane	3/24/13

#### THREE POINTERS MADE

7	Wendi Willits	Oklahoma	3/14/99
5	Alexis Tolefree	UAB	3/24/19
5	Chrisstasia Walter	Oral Roberts	3/23/11

#### THREE POINTERS ATTEMPTED

16	Wendi Willits	Oklahoma	3/14/99
13	Chrissy Carr	LA Tech	3/16/23
13	Chrisstasia Walter	Oral Roberts	3/23/11
9	Chrisstasia Walter	Illinois State	3/27/11
8	Chrisstasia Walter	Lamar	3/27/11
8	Sarah Watkins	Lamar	3/17/11
8	Lyndsay Harris	Oklahoma State	3/23/09

#### REBOUNDS

14	Sarah Watkins	Lamar	3/17/11
13	Ashley Daniels	Lamar	3/17/11
13	Kamara Stancle	Wisconsin	3/23/99
12	Sarah Pfeifer	Arkansas State	3/21/05
11	Saylor Poffenbarger	LA Tech	3/16/23
11	Quistelle Williams	Memphis	3/21/13

#### ASSISTS

11	Samara Spencer	LA Tech	3/16/23
11	Amy Wright	Northwestern State	3/12/99
7	C'eira Ricketts	Oral Roberts	3/23/11
7	C'eira Ricketts	Lamar	3/17/11
7	Kristin Peoples	UNLV	3/19/05
7	Amy Wright	Florida	3/25/00
7	Amy Wright	Oklahoma	3/14/99

#### STEALS

5	Dominque Wilson	Tulane	3/24/13
5	Christassia Walter	Oral Roberts	3/23/11
4	Jailyn Mason	Houston	3/21/19
4	Yashira Delgado	Illinois State	3/23/11
4	Lyndsay Harris	Oklahoma State	3/23/09
4	Whitney Jones	Oklahoma State	3/23/09
4	C'eira Ricketts	Oklahoma State	3/23/09
4	Lakishia Harper	Missouri	3/18/00
4	Amy Wright	Wichita State	3/15/00
4	Amy Wright	Northwestern State	3/12/99

#### BLOCKED SHOTS

5	Whitney Jones	Oklahoma State	3/23/09
4	Sarah Watkins	Lamar	3/17/11
3	Lakishia Harper	Missouri	3/18/00

### TEAM

#### POINTS SCORED

100	UAB	3/24/19
97	Oklahoma	3/14/99
91	Lamar	3/17/11
89	Missouri	3/18/08
88	Houston	3/21/1

#### FIELD GOALS

37	UAB	3/24/19
35	Lamar	3/17/11
34	NW State	3/12/99
33	Oklahoma	3/14/99
32	Arkansas State	3/21/05

#### FIELD GOALS ATTEMPTED

75	Arkansas State	3/21/05
74	Lamar	3/17/11
73	Oklahoma State	3/23/09
72	UAB	3/24/19
71	Oklahoma	3/14/99

#### FREE THROWS

28	Houston	3/21/19
23	Oklahoma	3/14/99
20	Missouri	3/18/00
18	Georgia Tech	3/21/00
18	Rice	3/17/99

#### FREE THROWS ATTEMPTED

42	Oklahoma	3/14/99
34	Houston	3/21/19
32	Missouri	3/18/00
26	Tulane	3/24/13
26	Lamar	3/17/11

#### THREE POINTERS

15	UAB	3/24/19
10	TCU	3/28/19
8	LA Tech	3/16/23

8	Lamar	3/17/11
8	Oklahoma	3/14/99
7	Memphis	3/21/13
7	UNLV	3/19/05
7	Missouri	3/18/00

#### THREE-POINTERS ATTEMPTED

30	UAB	3/24/19
28	LA Tech	3/16/23
28	Lamar	3/17/11
26	Oklahoma State	3/23/09
21	TCU	3/28/19
21	Illinois State	3/27/11

#### REBOUNDS

59	Lamar	3/17/11
52	UAB	3/24/19
48	Missouri State	3/20/11
44	Memphis	3/21/13
44	Arkansas State	3/21/05

#### ASSISTS

23	Lamar	3/17/11
21	NW State	3/12/99
20	LA Tech	3/16/23
19	Wichita State	3/15/00
17	Wisconsin	3/23/99
17	Oklahoma	3/14/99

#### STEALS

16	Oklahoma State	3/23/09
13	Tulane	3/24/13
13	Missouri	3/18/00
12	Wichita State	3/15/00
12	NW State	3/12/99

#### BLOCKED SHOTS

9	Lamar	3/17/11
7	LA Tech	3/16/23
6	Houston	3/21/19
6	Oklahoma State	3/23/09
6	Missouri	3/18/00
5	TCU	3/28/19
5	NW State	3/12/99

#### WNIT TOURNAMENT NOTES

Appearances	8
Most Recent	2023
Record	17-6

#### OVERTIME GAMES

March 21, 2019  
Houston W, 88-80 Fayetteville First Round

March 23, 2009  
Okla. State W, 61-60 Fayetteville Second Round

March 18, 2000  
Missouri W, 89-88 Fayetteville Second Round

March 14, 1999  
Oklahoma W, 97-93 Fayetteville Second Round



# RECORDS TO WATCH

## CAREER POINTS

1	Bettye Fiscus (81–85)	2,073
2	Shameka Christon (00–04)	1,951
3	Chelsea Dungee (19–21)	1,903
4	Jessica Jackson (14–17)	1,865
5	Delmonica DeHorney (87–91)	1,785
...		
10	Christy Smith (94–98)	1,459
11	Karyn Karlin (96–00)	1,441
12	<b>Makayla Daniels</b>	<b>1,410</b>
13	Tracy Webb (83–87)	1,403
14	Sarah Watkins (10–13)	1,386
...		
28	Blair Savage (89–93)	1,072
29	Sarah Pfeifer (02–08)	1,056
30	<b>Erynn Barnum</b>	<b>1,048</b>

## CAREER REBOUNDS

1	Shelly Wallace (85–89)	1,013
2	Bettye Fiscus (81–85)	785
3	Jessica Jackson (14–17)	750
4	Melissa Wolff (13–16)	729
5	Ashley Daniels (09–10)	715
...		
23	Kiara Williams (16–20)	557
24	<b>Erynn Barnum</b>	<b>555</b>
24	Quistelle Williams (10–13)	548
26	Kelly Johnson (92–96)	534
27	Monica Van Parys (78–82)	527
28	Cali Berna (12–15)	512

## SEASON DEFENSIVE REBOUNDS

1	<b>Saylor Poffenbarger (22-23)</b>	<b>204</b>
2	Lauren Ervin (06–07)	190
3	Melissa Wolff (14–15)	150
4	Ashley Daniels (10–11)	150
5	Cali Berna (14–15)	147
6	Devin Cospier (17–18)	144
...	Whitney Jones (08–09)	144
...		
13	C'eira Ricketts (08–09)	137
...	Shameka Christon (02–03)	137
15	Chelsea Dungee (18–19)	136
...	Jessica Jackson (13–14)	136
17	<b>Erynn Barnum</b>	<b>133</b>

## SEASON FREE THROW ATTEMPTS

1	Chelsea Dungee (18–19)	275
2	Chelsea Dungee (20–21)	224
3	Kelsey Brooks (14–15)	199
4	<b>Erynn Barnum (22-23)</b>	<b>193</b>
...	Chelsea Dungee (19–20)	189
6	Shameka Christon (03–04)	166
7	Kristin Peoples (04–05)	163
8	<b>Samara Spencer (22-23)</b>	<b>160</b>
9	Jhasmin Bowen (14–15)	154
10	<b>Makayla Daniels (22-23)</b>	<b>148</b>
...	C'eira Ricketts (10–11)	148

## SEASON POINTS

1	Chelsea Dungee (18–19)	759
2	Shelly Wallace (88–89)	692
3	Bettye Fiscus (81–82)	655
4	Shameka Christon (03–04)	611
5	Chelsea Dungee (20–21)	603
6	Delmonica DeHorney (90–91)	583
7	Delmonica DeHorney (89–90)	581
8	Bettye Fiscus (84–85)	554
9	Chelsea Dungee (19–20)	541
10	<b>Erynn Barnum (22-23)</b>	<b>531</b>

## CAREER ASSISTS

1	Amy Wright (98–02)	717
2	Cali Berna (12–15)	667
3	Amber Nicholas (88–92)	538
4	C'eira Ricketts (09–12)	516
5	Christy Smith (94–98)	507
...		
12	Cheryl Orchoiski (80–84)	323
13	Juliet Jackson (86–90)	313
14	<b>Makayla Daniels</b>	<b>307</b>
15	Jailyn Mason (16–21)	284
16	India Lewis (99–03)	276
...		
20	Shea Henderson (90–94)	252
<b>Outside looking in: Samara Spencer</b>		<b>245</b>

## CAREER 3-POINTERS

1	Wendi Willits (97–01)	316
2	Lyndsay Harris (09–12)	283
3	Kinberly Wilson (93–97)	267
...	India Lewis (99–03)	267
5	Amber Ramirez (19–22)	261
6	Jessica Jackson (14–17)	198
7	Chelsea Dungee (19–21)	177
8	<b>Makayla Daniels</b>	<b>170</b>
9	Alexis Tolefree (18–20)	168
10	Christy Smith (94–98)	156

## SEASON REBOUNDS

1	Lauren Ervin (07–08)	319
2	Melissa Wolff (14–15)	251
3	Ashley Daniels (10–11)	248
4	Whitney Jones (08–09)	243
5	Kiara Williams (18–19)	243
6	<b>Saylor Poffenbarger (22-23)</b>	<b>231</b>
...	Quistelle Williams (12–13)	231
8	Melissa Wolff (15–16)	228
9	<b>Erynn Barnum (22-23)</b>	<b>215</b>
10	Kiara Williams (17–18)	211
...	Whitney Jones (07–08)	211
11	Ashley Daniels (11–12)	210
...	Taylah Thomas (19–20)	209

## SEASON BLOCKS

1	Delmonica DeHorney (89–90)	83
2	Lauren Ervin (06–07)	76
3	Delmonica DeHorney (90–91)	70
4	Sasha Goforth (21–22)	66
5	Sarah Watkins (11–12)	63
6	Sarah Watkins (03–04)	58
...		
11	Shameka Christon (03–04)	46
12	Jessica Jackson (13–14)	45
13	Sarah Watkins (09–10)	41
14	Sarah Watkins (12–13)	40
15	<b>Saylor Poffenbarger (22-23)</b>	<b>37</b>
16	<b>Erynn Barnum (22-23)</b>	<b>36</b>

## CAREER STARTS

1	C'eira Ricketts (09–12)	128
2	Amy Wright (99–02)	125
3	Malica Monk (16–19)	122
4	<b>Makayla Daniels</b>	<b>119</b>
5	Jessica Jackson (14–17)	113
...	Shameka Christon (01–04)	113
7	Bettye Fiscus (1982–85)	110
...	Christy Smith (95–98)	110
9	Cali Berna (11–15)	109
10	Lyndsey Harris (09–12)	107

## SEASON ASSISTS

1	Cali Berna (12–13)	208
2	Cali Berna (13–14)	205
...	Amy Wright (01–02)	205
4	Brittney Vaughn (06–07)	176
5	Cali Berna (14–15)	166
6	Rochelle Vaughn (03–04)	156
7	Lakishia Harper (02–03)	150
8	<b>Samara Spencer (22-23)</b>	<b>149</b>
9	C'eira Ricketts (11–12)	143
10	C'eira Ricketts (09–10)	128
...	Brittney Vaughn (07–08)	128

## SEASON 3-POINTERS MADE

1	Amber Ramirez (19–20)	106
2	Wendi Willits (98–99)	104
3	Alexis Tolefree (19–20)	91
4	India Lewis (01–02)	89
...	Kimberly Wilson (95–96)	89
6	<b>Chrissy Carr (22-23)</b>	<b>81</b>
...	Lyndsay Harris (10–11)	81
8	Amber Ramirez (21–22)	78
...		
13	Wendi Willits (99–00)	73
...	Lindsay Harris (09–10)	71
16	Chelsea Dungee (18–19)	66
17	Devin Cospier (17–18)	65
18	<b>Makayla Daniels (22-23)</b>	<b>61</b>
<b>Outside Looking in: Samara Spencer</b>		<b>58</b>

## TEAM 3-POINT FG MADE

1	2019–20	314 (32 games)
2	2018–19	296 (37 games)
3	<b>2022-23</b>	<b>279 (33 games)</b>
4	2020–21	267 (28 games)
5	2021–22	258 (32 games)
6	2017–18	237 (31 games)
7	2005–06	202 (29 games)
...	2000–01	202 (33 games)
9	2008–09	200 (32 games)
10	1998–99	198 (34 games)

## TEAM 3-POINT FG ATTEMPTS

1	<b>2022-23</b>	<b>925 (34 games)</b>
2	2018–19	922 (37 games)
3	2017–18	826 (31 games)
4	2021–22	809 (32 games)
5	2019–20	808 (32 games)
6	2008–09	658 (28 games)
7	2020–21	636 (28 games)
8	2005–06	604 (29 games)
9	2000–01	593 (33 games)
10	2011–12	580 (33 games)





## HOMEGROWN HOGS

**ERYNN BARNUM**  
R-SR. | F | LITTLE ROCK, ARKANSAS

**LOREN LINDSEY**  
FR. | G | FAYETTEVILLE, ARKANSAS

**AVERY HUGHES**  
SR. | G | BENTONVILLE, ARKANSAS

**JERSEY WOLFENBARGER**  
SO. | G/F | FORT SMITH, ARKANSAS

**MARYAM DAUDA**  
R-FR. | F | BENTONVILLE, ARKANSAS

- The Hogs' roster is Arkansas heavy, and that starts from the top down, as Head Coach Mike Neighbors, a University of Arkansas Alum, was born and raised in Greenwood, Arkansas
- Erynn Barnum, now in her redshirt senior season, is the oldest of the Arkansas clan. Barnum was playing the best basketball of her career last season during the non-conference slate until an injury sidelined her for a large portion of the SEC slate. In her nine appearances during non-conference play, Barnum averaged 11.2 points and 5.9 rebounds per game
- Loren Lindsey is a true freshman out of Fayetteville High School. She has joined the team as a walk-on after a successful career with the Bulldogs
- Senior Avery Hughes of Bentonville was the first walk-on of the Neighbors era at Arkansas and was put on scholarship prior to last season. She played in 14 games off the bench
- Jersey Wolfenbarger is one of the highest recruited players in the program's history. The 6-5 wing ranked No. 7 in the 2021 Hoopgurlz rankings was the Arkansas Gatorade Player of the Year twice in a row. She was named to the SEC All-Freshman Team and started in 23 contests
- After having to sit out last season with an ACL injury, Maryam Dauda is destined for a great year. She was a McDonald's All-American and Jordan Brand Classic Invitee and was ranked as the top-ranked post player in the ESPN Hoopgurlz rankings
- Not pictured: Sasha Goforth (redshirting) started all 32 games, averaging 11.5 points, 4.8 rebounds and 2.1 blocks per game last year



## OKLAHOMIES

**RYLEE LANGERMAN**  
JR. | G | NORMAN, OKLAHOMA

**KARLEY JOHNSON**  
FR. | G | MUSTANG, OKLAHOMA

**EMRIE ELLIS**  
SO. | F | VANOSS, OKLAHOMA

- On the Arkansas women's basketball roster, 75 percent are either from Arkansas or its bordering state of Oklahoma
- Rylee Langerman out of Norman, Oklahoma is the eldest of the Oklahoma bunch, going into her junior year. She played in all 32 games with seven starts, averaging 3.2 points and 3.7 rebounds per game

- Emrie Ellis appeared in 27 games last season to tally 2.9 points and 2.1 boards per game along with 22 blocks. Ellis is from Vanoss, a small town in the southeastern part of the state
- Karley Johnson is a true freshman and product of Mustang, just southwest of Oklahoma City. She was a McDonald's All-American nominee
- Not pictured: Ashlyn Sage (redshirting), who played in 15 games as a freshman last season and comes to Arkansas from Weatherford, Oklahoma



## MARYLAND MAGIC

**MAKAYLA DANIELS**  
SR. | G | FREDERICK, MARYLAND

**SAYLOR POFFENBARGER**  
R-FR. | G | MIDDLETOWN, MARYLAND

- Makayla Daniels was the first ever Maryland signee in Arkansas women's basketball history
- Now, the Razorbacks have two from Little America with the addition of Saylor Poffenbarger in winter 2022
- Daniels has started in all 88 collegiate games she has appeared in, coming off last year as the leading returner in scoring and rebounding
- Poffenbarger, a UConn transfer, brings along a great deal of versatility. She was the No. 30 player in the ESPN Hoopgurlz rankings



## 2022-23 ROSTER @RAZORBACKWBB

## NUMERICAL

NO.	NAME	POS	HT	CL	HOMETOWN/PREVIOUS SCHOOL	TWITTER
0	Saylor Poffenbarger	G	6-2	R-Fr.	Middletown, Md./UConn	@saylorpoff
2	Samara Spencer	G	5-7	So.	Fort Lauderdale, Fla./St. Thomas Aquinas	@samaraaspen
4	Erynn Barnum	F	6-2	R-Sr.	Little Rock, Ark./Little Rock Central	@erynnbee_
11	Rylee Langerman	G	5-9	Jr.	Norman, Okla./Christian Heritage	@rylang2
13	Sasha Goforth*	G	6-1	Jr.	Fayetteville, Ark./Oregon State	@goforthsasha
15	Ashlyn Sage*	G	6-2	So.	Weatherford, Okla./Weatherford	@ashlynsage15
20	Karley Johnson	G	5-9	Fr.	Mustang, Okla./Mustang	@karleyjohnsonOK
21	Loren Lindsey	G	5-11	Fr.	Fayetteville, Ark./Fayetteville	@lorenbailey7766
22	Avery Hughes	G	5-7	Sr.	Bentonville, Ark./Bentonville	@averyhughes00
24	Jersey Wolfenbarger	G	6-5	So.	Fort Smith, Ark./Northside	@jerseywolf4
30	Maryam Dauda	F	6-4	R-Fr.	Bentonville, Ark./Bentonville	@maryamdaua30
34	Chrissy Carr	G	6-1	R-Sr.	Eden Prairie, Minn./Syracuse	@chrissycarr4
43	Makayla Daniels	G	5-8	Sr.	Frederick, Md./Frederick	@makayladaniels5
55	Emrie Ellis	F	6-3	So.	Vanoss, Okla./Vanoss	@ellisemrie

\* Redshirting 2022-23 season

## COACHING STAFF

Title	Name	Year	Alma Mater
Head Coach	Mike Neighbors	6th Season	Arkansas, 1993
Associate Head Coach	Todd Schaefer	6th Season	Thomas More College, 1995
Assistant Coach	Pauline Love	6th Season	Southern Miss, 2010
Assistant Coach	Lacey Goldwire	4th Season	Oklahoma State, 2010
Director of Operations	Amber Shirey	35th Season	Arkansas, 1992
Special Assistant to the HC	Jeff Brazil	16th Season	Arkansas, 2010
Dir. of Student-Athlete Devel.	Jayci Stone	1st Season	Kansas State, 2008

## ELIGIBILITY

## Seniors (4)

Erynn Barnum  
Chrissy Carr  
Makayla Daniels  
Avery Hughes

## Juniors (1)

Rylee Langerman

## Sophomores (4)

Emrie Ellis  
Sasha Goforth (RS)  
Samara Spencer  
Jersey Wolfenbarger

## Freshman (5)

Maryam Dauda (RS)  
Karley Johnson  
Loren Lindsey  
Saylor Poffenbarger (RS)  
Ashlyn Sage (RS)

## BY STATE

## ARKANSAS (6)

Erynn Barnum Little Rock  
Maryam Dauda Bentonville  
Sasha Goforth Fayetteville  
Avery Hughes Bentonville  
Loren Lindsey Fayetteville  
Jersey Wolfenbarger Fort Smith

## FLORIDA (1)

Samara Spencer Fort Lauderdale

## MARYLAND (2)

Makayla Daniels Frederick  
Saylor Poffenbarger Middletown

## MINNESOTA (1)

Chrissy Carr Manhattan (Kan.)

## OKLAHOMA (4)

Emrie Ellis Vanoss  
Rylee Langerman Norman  
Karley Johnson Mustang  
Ashlyn Sage Weatherford

## ALPHABETICAL

NO.	NAME	POS	HT	CL	HOMETOWN/PREVIOUS SCHOOL
4	Erynn Barnum	F	6-2	R-Sr.	Little Rock, Ark./LR Central HS
34	Chrissy Carr	G	6-1	R-Sr.	Eden Prairie, Minn./Syracuse
43	Makayla Daniels	G	5-8	Sr.	Frederick, Md./Frederick HS
30	Maryam Dauda	F	6-4	R-Fr.	Bentonville, Ark./Bentonville HS
55	Emrie Ellis	F	6-3	So.	Vanoss, Okla./Vanoss HS
13	Sasha Goforth*	G	6-1	Jr.	Fayetteville, Ark./Oregon State
22	Avery Hughes	G	5-7	Sr.	Bentonville, Ark./Bentonville HS
20	Karley Johnson	G	5-9	Fr.	Mustang, Okla./Mustang
11	Rylee Langerman	G	5-9	Jr.	Norman, Okla./Christian Heritage HS
0	Saylor Poffenbarger	G	6-2	R-Fr.	Middletown, Md./Middletown HS/UConn
15	Ashlyn Sage*	G	6-2	So.	Weatherford, Okla./Weatherford
2	Samara Spencer	G	5-7	So.	Fort Lauderdale, Fla./St. Thomas Aquinas HS
24	Jersey Wolfenbarger	G	6-5	So.	Fort Smith, Ark./Northside HS

FA-NETIK  
PRONUNCIATIONS

2 Suh-MARE-uh  
30 DOW-duh  
55 em-REE





## OFFENSE

Scored 110+-----	110, vs. Providence (11-16-98)
Scored 100+ points at home -----	102, vs. Florida (1-5-23)
Scored 100+ points on the road -----	108, at Ole Miss (2-16-20)   108, Baylor (3-6-91)
Scored 90-99 points -----	92, vs. Oral Roberts (12-4-22)
Scored 90+ points at home -----	92, vs. Oral Roberts (12-4-22)
Scored 90+ points on the road -----	93, at Little Rock (11-20-22)
Scored 80-89 points -----	84, vs. Vanderbilt (1-16-23)
Scored 80-89 points at home -----	84, vs. Vanderbilt (1-16-23)
Scored 80-89 points on the road -----	85, vs. Missouri (3-2-23)
-----	83, at Creighton (12-17-22)
Was held to 50-59-----	54, at Auburn (2-5-23)
Was held to 49-40-----	48 at Georgia (2-19-23)
Was held to 39-20-----	34, at LSU, 2-7-19
Was held to 20 or less -----	N/A
Made 40+ field goals -----	40, vs. UCA (12-13-20)
Made 17+ three-point field goals -----	19, vs. Alabama (2-28-21)
Made 10+ three-point field goals -----	10, vs. South Carolina (3-2-23)
Did not make 3-pointer (since 1986)-----	0-10, at LSU, (2-7-19)
Made 30 free throws -----	30 (30-39), vs. No. 4 Baylor (12-6-20)
Made 25 free throws -----	25 (25-35), vs. Vanderbilt (1-16-23)
Shot 50-59 or better -----	50.0, vs. No. 12 LSU (1-27-22)
Shot 60 percent or better -----	.625 (30-48), vs. Little Rock (11-20-22)
Held to less than 30 percent -----	.269 (14-52), at Auburn (2-5-23)
Held to less than 20 percent -----	.182 (10-55), vs. No. 6 Tennessee (1-8-12; L, 38-69)
Had 20 or more assists in a game -----	20, vs. LA Tech (3-16-23)

## DEFENSE

Allowed 100 points-----	104, at No. 4 South Carolina (1-18-21)
Allowed 80-99 points-----	87, vs. Tennessee (2-16-23)
Held opponent to 40-49 points -----	47, vs. LA Tech (3-16-23)
Held opponent to 39-30 -----	33, vs. Missouri (2-12-23)
Held an SEC opponent under 50 points in 3 cons. games -----	47, vs. Auburn (1-29-15; W, 52-47), ----- Alabama (2-1-15; W, 53-42), #24/21 Georgia (2-9-15; W, 54-48)
Held opponent to 29 points or less -----	23, vs. Binghamton, 11-30-13
Held an opponent under 15 points in a half -----	13, vs. Missouri (2-12-23)
Held an opponent to 2 points in a quarter -----	2, vs. UCA (12-13-20)
Held opponent under 15 field goals -----	13, vs. Missouri (2-12-23)
Held opponent to less than 30 percent shooting -----	27.7 (18-65), vs. LA Tech (3-16-23)
Held opponent to less than 20 percent shooting -----	19.7 (13-66), vs. Northwestern State (12-15-19)
Held opponent under 15 percent from 3-point -----	6.7 (1-15), vs. Missouri (2-12-23)
Opponent did not make a 3-pointer -----	0, vs. Tulsa (12-11-19)
Had 70+ rebounds -----	74, vs. Mississippi Valley State (11-24-89)
Had 60-69 rebounds -----	64, vs. Prairie View A&M (12-16-18)
Had 50-59 rebounds -----	57, vs. Oral Roberts (12-4-22)
Had 10 or more blocked shots in a game -----	11, vs. No. 1 South Carolina (3-4-22)
Had 20 or more steals in a game -----	20, vs. ORU (11-13-13)
Had 15 or more steals in a game -----	18, vs. UT Martin (12-29-19)
Forced 25+ turnovers in a game -----	28, vs. Northern Arizona (11-24-22)

## OTHER

Won an overtime game -----	61-52, vs. Missouri (3-3-22)
Lost an overtime game -----	76-73, vs. Ole Miss (1-29-23)
Won a double overtime game -----	73-72, vs. Florida (1-29-12)
Lost a double overtime game -----	N/A
Won a triple overtime game -----	91-80 Win in 3OT, 2-10-13, at Alabama
Won at the buzzer -----	84-81, vs. Vanderbilt (Makayla Daniels, 1-16-23)
Played consecutive OT games -----	1-24-16 at Auburn (lost); 1-28-16 vs. Florida (lost)
Won regular season tournament -----	Paradise Jam (St. Thomas, U.S. Virgin Islands, Nov. 24-26, 2022)
Defeated ranked team -----	83-75, at No. 16 Creighton (12-17-22)
Defeated a ranked team on the road -----	83-75 at No. 16 Creighton (12-17-22)
All-time SEC win streak -----	8 games (1-15-12: Auburn through 2-15-12: at Auburn)
All-time SEC home win streak -----	5 games (1-15-12: Auburn -- 2-9-12: South Carolina)
-----	5 games (1-14-21: Florida -- 2-28-21: Alabama)

## A RAZORBACK PLAYER ...

Scored 20-24 points -----	22, Saylor Poffenbarger vs. South Carolina (3-3-23)
Scored 25-29 points -----	25, Erynn Barnum, vs. Tennessee (2-16-23)
Scored 30+ points -----	34, Chrissy Carr vs. Missouri (3-2-23)
Scored 40+ points -----	41, Chelsea Dungee vs. Auburn (2-10-19)
Scored 20+ points 10 times in a season -----	Chelsea Dungee (20x   2018-19)
-----	Chelsea Dungee (11x   2019-20)
-----	Chelsea Dungee (17x   2020-21)
Double figures in 15 consecutive games (season) -----	Jessica Jackson, 11/11/16, LSU 1-8-17
-----	Chelsea Dungee, 26 games, (2018-19 & 2019-20)
-----	Chelsea Dungee, 31 games, (2019-20 & 2020-21)
-----	Amber Ramirez, 16 games (2021-22)
Five players scored double figures in 1 game -----	vs. No. 3/4 LSU (1-19-23)
-----	Barnum (20), Spencer (13), Carr (12), Daniels (11), Dauda (11)
Five starters in double figures -----	vs. Vanderbilt (1-16-23)
-----	Spencer (23), Barnum (18), Daniels (16), Poffenbarger (13), Carr (11)
Seven players scored in double figures in 1 game -----	vs. Northwestern State (11-9-18)
-----	(Tolefree 19, Gaulden 16, Monk 12, Dombia 11, Dungee 11, Thomas 11, Williams 10)
Made 10+ field goals in a game -----	11, Chrissy Carr, vs. Missouri (3-2-23)
Attempted 20+ field goals in a game -----	23, Makayla Daniels, at Vanderbilt (2-9-23)
Made 10 free throws in a game -----	11, Amber Ramirez, vs. Missouri (1-9-22)
Made 7 or more 3-pt FG in a game -----	8, Amber Ramirez, Alabama (2-28-21)
Attempted 10 or more 3-pt FG in a game -----	13, Chrissy Carr, vs. LA Tech (3-16-23)
Had 10-14 rebounds -----	11, Saylor Poffenbarger, vs. LA Tech (3-16-23)
Had 15-19 rebounds -----	21, Taylah Thomas, vs. New Orleans, 11-8-19
Had 20+ rebounds -----	21, Taylah Thomas, vs. New Orleans, 11-8-19
Had 10 offensive reb - Records go back to 05-06 -----	11, Melissa Wolff
-----	vs. New Orleans (1-30-15)
Had 10+ defensive reb - Records go back to 05-06 -----	11, Saylor Poffenbarger, vs. LA Tech (3-16-23)
Had 10+ assists -----	11, Samara Spencer, vs. LA Tech (3-16-23)
Had 10+ assists in consecutive games -----	Jailyn Mason (11 vs. HBU, 12-28-16 and 10 at Ole
-----	Miss, 1-1-17), Calli Berna (11 vs. No. 10/8 Kentucky, 2/7/13 and 11 at Alabama, 2/10/13)
Had 5+ blocks in a game -----	5, Sasha Goforth, vs. Missouri (3-3-22)
Had 9+ blocks in a game -----	9, Robyn Irwin vs. SMSU, 12-19-88 (school record)
Had 5 or more steals in a game -----	5, Makayla Daniels, vs. Tennessee (2-16-23)
Had a double-double -----	14 points and 11 assists, Samara Spencer, vs. LA Tech (3-16-23)
Had a double-double in two consecutive games -----	Saylor Poffenbarger, vs. Oral Roberts, vs. Lamar (2022)
-----	14 & 13 vs. ORU/17 & 12 vs. Lamar
Had two players record a double-double -----	Kiara Williams (12 pts/16 reb) &
-----	Malica Monk (10 pts/10 reb), vs. Grambling State (12-28-17)
Had seven double-doubles in a season -----	Devin Cosper, 2017-18
-----	(SHSU, ORU, NMSU, Char., Tulsa, OM, AL)
Had 10+ double-doubles in a season -----	2006-07, Lauren Ervin (14)
Had a triple-double -----	14 pts, 13 reb, 12 asts, C'eira Ricketts vs. Auburn (1-18-09)



## MORE ABOUT MIKE

Hometown: Greenwood, Ark. (Greenwood HS)  
 Family: Daughter Abby; Sons Alec, Bowen and Barrett  
 Alma Mater: Arkansas, 1993

## NEIGHBORS BY THE NUMBERS

- 194 Wins (194–105, 9 seasons)
- 5 Players drafted in the WNBA (HC)
- 15 Signed McDonalds' All-Americans
- 10 Years as a head coach
- 8 Postseason appearances
- 1 Final Four appearance



## LEARN MORE

Sign up for Mike Neighbors' news-letter and listen to his podcasts at CoachNeighbors.com

## NABES FAVES

## TOP 10 MOVIES

1. A Few Good Men
2. The Hunt For Red October
3. The Silence Of The Lambs
4. Hoosiers
5. Moneyball
6. Pretty Woman
7. Top Gun
8. JFK
9. The Lion King
10. Purple Rain

See the entire list here: <http://imdb.to/2royaEO>

## TOP 10 SONGS

1. Sweet Child O' Mine (Guns N' Roses)
2. You Shook Me All Night Long (AC/DC)
3. Man In The Mirror (Michael Jackson)
4. Amarillo By Morning (George Strait)
5. Jessie's Girl (Rick Springfield)
6. Hysteria (Def Leppard)
7. Fishin' In The Dark (Nitty Gritty Dirt Band)
8. The Ballad of Curtis Loew (Lynyrd Skynyrd)
9. Wanted Dead Or Alive (Bon Jovi)
10. Let's Go Crazy (Prince)

## TOP 10 TV SHOWS

1. West Wing (first three seasons)
2. Ted Lasso
3. The Wire
4. Breaking Bad
5. Seinfeld
6. The Newsroom
7. Prison Break
8. Arrested Development
9. Game of Thrones
10. The Goldbergs



## MIKE NEIGHBORS

THE MOST INTERESTING COACH IN COLLEGE BASKETBALL  
 Sixth Season | Career Record: 216-117 (10) | Arkansas Record: 118-76 (6)

Arkansas women's basketball has been transformed into a nationally recognized program in just five short years thanks to head coach Mike Neighbors. During his time back home at his alma mater, Neighbors has guided his Hogs to the best five-year period of sustained success in program history. The proof of his success, and the success of his system, lies in the numbers - Neighbors has accumulated 194 wins during his nine seasons as a head coach, which is the most of any Division I head coach who has been a head coach for nine years.

Entering his sixth season on the bench for Arkansas, the program is coming off its fourth consecutive winning season and second straight NCAA Tournament appearance (would be three had the 2020 NCAA Tournament not have been cancelled due to the COVID-19 pandemic). The Hogs' NCAA Tournament appearance in 2022 marked the first time since 2003 the program had played in back-to-back NCAA Tournaments (2002 and 2003). Arkansas finished yet another season with one of the most prolific offenses in the Southeastern Conference, leading the league in 3-pointers per game (8.1) and 3-point attempts (810), while finishing second in scoring offense (73.6 PPG). Neighbors' 2021-22 team was efficient at taking care of the basketball, leading the league in assist/turnover ratio (1.12) and fewest turnovers per game (11.1), which was fourth in the country. The Hogs were just one of six teams in the nation to commit two turnovers in a game (vs. Missouri on Jan. 9, 2022), which led the country.

Under Neighbors' leadership, Samara Spencer became the first Hog to win SEC Freshman of the Year since 2009, while Amber Ramirez was named an All-SEC Second Team choice and Jersey Wolfenbarger was tabbed to the SEC All-Freshman Team. Ramirez, who played three stellar seasons on the court as a Hog, finished the season second in 3-pointers per game (2.6) and 3-point percentage (40.2), as well as ninth in points per game (15.4) in the SEC. The Hogs were also just one of four SEC schools with 4+ players who averaged double digits (Ramirez [15.4], Makayla Daniels [14.0], Spencer [12.2] and Sasha Goforth [11.5]).

## TIMELINE

- Bentonville HS Head Coach 1994–98
- Cabot HS Head Coach 1998–99
- Arkansas Director of Ops 1999–01
- Tulsa Univ. Assistant Coach 2001–05
- Univ. of Colorado Assistant Coach 2005–06
- Univ. of Arkansas Assistant Coach 2006–07
- Xavier Assistant Coach 2007–11
- Univ. of Washington Assistant Coach 2011–13
- Univ. of Washington Head Coach 2013–17
- Univ. of Arkansas Head Coach 2017–present

## COACHING DEVELOPMENT

Coach	w/Nabes	Now
Chantel Osahor	'20, '21	AC Oklahoma
Fred Castro	'14, '15, '16	HC Eastern Michigan
Adia Barnes	'14, '15	HC Arizona
Adam Call	'14	AC George Washington
Morgan Valley	'16	AC UConn
Todd Schaefer	'16–Pres.	AHC Arkansas

## COACHING HISTORY

Year	Overall	Pac-12	Finish
2013–14	20–14 (.588)	10–8 (.556)	6
2014–15	23–10 (.697)	11–7 (.611)	5
2015–16	26–11 (.703)	11–7 (.611)	5
2016–17	29–6 (.829)	15–3 (.833)	T-2
UW	98–41 (.705)	47–25 (.662)	

Year	Overall	SEC	Finish
2017–18	13–18 (.419)	3–13 (.188)	T-11
2018–19	22–15 (.611)	6–10 (.375)	10
2019–20	24–8 (.750)	10–6 (.625)	T3
2020–21	19–9 (.679)	9–6 (.600)	T5
2021–22	18–14 (.563)	7–9 (.438)	T8
2022–23	22–12 (.671)	7–9 (.438)	–
Ark	118–76 (.608)	42–53 (.442)	

Totals 216–117 (.649) 90–78 (.536) 10 yrs

## PLAYER DEVELOPMENT

YEAR	UNIVERSITY	PLAYER	ROUND	OVERALL	TEAM NOTE
2021	Arkansas	Chelsea Dungee	1	5	Dallas Wings ! @
2021	Arkansas	Destiny Slocum	2	14	Las Vegas Aces ! @
2021	Arizona	Aari McDonald	1	3	Atlanta Dream @
2017	Washington	Kelsey Plum	1	1	San Antonio Stars ! @ Las Vegas Aces Chicago Sky ! @
2016	Washington	Chantel Osahor	2	21	Los Angeles Sparks ! @
2011	Xavier	Talia Walton	3	29	Minnesota Lynx ! #
	Xavier	Amber Harris	1	4	Atlanta Dream ! #
	TAMU/UAFS	Ta'Shia Phillips	1	8	Seattle Storm #
	Colorado	Tanisha Smith	2	22	Phoenix Mercury *
2009	Arkansas	Brittany Spears	2	19	New York Liberty S
2008	Arkansas	Shameka Christon	1	5	Connecticut Sun ! #
2006	Tulsa	Lauren Ervin	3	37	Houston Comets Free Agent #
	Tulsa	Megan Moody	–	–	Houston Comets Traded to Detroit Shock
2003	Tulsa	Allison Curtin	1	12	Houston Comets ! # Charlotte Sting S
	Arkansas	Dana Cherry	2	23	

\*– Signed but did not coach

!– At the school when player was drafted

@– Worked with player as a head coach

#– Worked with player as an assistant coach

\$– Worked with player as other (GA, etc)


## NABES VS. ARKANSAS HISTORY

Category	NABES	All Others In Program History
Winning Record In SEC Play	2 Seasons	2 Seasons
SEC Tourney Finals	1	0
Top 5 Wins	2	2
Weeks Ranked in AP Top 25	38	63
Top 15 WNBA Draft Picks	2	1
McDonald's AAs Signed	6	1
WBCA AAs	1	1




# THE MOST INTERESTING MAN IN COLLEGE BASKETBALL

- Movies: His expansive movie collection includes digital, disk and VHS copies. Did you know he used to work at BlockBuster? On a related note, he also collects books that have been turned into movies.
- Baseballs autographed by movie stars: Ask him about this collection – talk about some good stories.
- Lunch Boxes: Coach collects tin lunch boxes that he carried to school and has them displayed in his home. His first lunch box had KISS on it.
- Hamilton: Nabes is a huge Hamilton fan, and routinely quotes the Broadway musical to players, fans and media alike.
- Athens City Champion: Coach stumbled upon a dart tournament while on a trip to Athens, Georgia. He joined in and was one of the two–man winning team.
- Ask him about shoes, music, movies, guitars, basketball nostalgia – just about anything!



NEIGHBORS VERSUS ...			Furman	1	0	Northern Arizona	1	0	Tennessee	2	5
Abilene Christian	2	0	Georgia	1	7	Northwestern State	2	0	Tennessee Martin	1	0
Alabama	5	2	Grambling State	2	0	Notre Dame	0	1	Tennessee State	1	0
Arizona State	2	6	Grand Canyon	1	0	Oklahoma	1	2	Tennessee Tech	1	0
Arizona	6	0	Hartford	1	0	Ole Miss	5	3	Texas A&M	4	8
Arkansas State	2	0	Hawai'i	1	0	Oral Roberts	5	0	Texas Tech	1	0
Auburn	7	1	Houston	2	0	Oregon State	1	6	Troy	1	0
Baylor	1	0	Idaho	1	0	Oregon	5	4	Tulsa	4	0
Belmont	2	0	Iowa State	0	1	Pennsylvania	1	0	UAB	1	0
Boise State	1	0	Jackson State	2	0	Pittsburgh	1	1	UAPB	3	0
BYU	1	0	Kansas	0	1	Portland	3	1	UC Irvine	1	0
California	5	4	Kansas State	2	0	Prairie View A&M	1	0	UC Riverside	2	0
Central Arkansas	3	0	Kent State	1	0	Saint Mary's	0	1	UCLA	4	2
Central Florida	0	1	Kentucky	3	5	Sam Houston	2	0	USC	6	0
Charlotte	1	0	Lamar	1	0	Samford	1	0	USF	0	1
Clemson	1	0	Little Rock	4	0	San Diego State	2	0	Utah	7	4
Colorado State	1	0	Louisiana–Monroe	2	0	San Diego	1	0	UT–Arlington	2	0
Colorado	9	0	Louisiana Tech	1	0	Santa Clara	1	0	UTEP	0	2
Connecticut	1	1	LSU	3	4	Savannah State	1	0	Vanderbilt	4	3
Creighton	1	1	McNeese State	1	0	Seattle	4	0	Wake Forest	1	0
CSUN	1	0	Maryland	1	1	SMU	2	0	Washington State	5	3
DePaul	0	1	Miami	0	1	South Carolina	1	10	Weber State	1	0
Eastern Washington	1	0	Mississippi State	3	6	South Dakota	2	0	Wisconsin	3	0
Florida State	1	0	Missouri	11	4	Stanford	3	5	Wright State	0	1
Florida	4	3	Montana State	2	0	Stony Brook	1	0	Yale	1	0
FGCU	1	0	Nebraska	1	1	Syracuse	0	2	TOTALS	216	117
Fordham	1	0	New Mexico State	1	0	Tarleton State	1	0			
Fresno State	2	0	New Orleans	1	0	TCU	0	1			







## 2022-23 Arkansas Women's Basketball Combined Team Statistics All games

Page 1/1  
as of Mar 17, 2023

### Game Records

Record	Overall	Home	Away	Neutral
ALL GAMES	22-12	12-4	6-5	4-3
CONFERENCE	7-9	4-4	3-5	0-0
NON-CONFERENCE	15-3	8-0	3-0	4-3

### Score by Periods

Team	1st	2nd	3rd	4th	OT	TOT
Arkansas	560	612	653	640	12	2477
Opponents	526	487	577	642	16	2248

### Team Box Score

No. Player					Total		3-Point		F-Throw		Rebounds											
		GP-GS	MIN	AVG	FG-FGA	FG%	3FG-3FGA	3FG%	FT-FTA	FT%	OFF	DEF	TOT	AVG	PF	DQ	A	TO	BLK	STL	PTS	AVG
4	BARNUM, Erynn	34-34	904:44	26.6	198-354	.559	13-43	.302	122-193	.632	82	133	215	6.3	85	0	62	78	36	42	531	15.6
2	SPENCER, Samara	34-34	1146:01	33.7	168-419	.401	58-183	.317	88-160	.550	4	126	130	3.8	66	2	149	98	10	38	482	14.2
43	DANIELS, Makayla	31-31	991:58	32.0	109-318	.343	61-188	.324	117-148	.791	27	91	118	3.8	83	1	91	68	9	55	396	12.8
34	CARR, Chrissy	34-34	966:46	28.4	131-342	.383	81-237	.342	65-76	.855	25	98	123	3.6	70	2	17	34	10	20	408	12.0
0	POFFENBARGER, Saylor	34-34	1106:38	32.5	104-301	.346	33-140	.236	59-84	.702	27	204	231	6.8	81	3	83	71	37	19	300	8.8
30	DAUDA, Maryam	32-0	367:37	11.5	46-109	.422	6-24	.250	23-31	.742	44	42	86	2.7	60	0	21	41	22	10	121	3.8
24	WOLFENBARGER, Jersey	32-3	513:05	16.0	42-116	.362	8-45	.178	24-36	.667	32	77	109	3.4	37	0	7	19	20	8	116	3.6
11	LANGERMAN, Rylee	34-0	591:21	17.4	25-78	.321	15-52	.288	21-38	.553	36	79	115	3.4	64	0	17	23	4	32	86	2.5
55	ELLIS, Emrie	25-0	193:37	7.7	9-29	.310	4-13	.308	5-8	.625	6	24	30	1.2	24	0	2	9	3	1	27	1.1
22	HUGHES, Avery	13-0	27:16	2.1	1-4	.250	0-0	.000	7-10	.700	0	0	0	0.0	5	0	1	4	0	0	9	0.7
20	JOHNSON, Karley	9-0	25:16	2.8	0-1	.000	0-0	.000	1-2	.500	1	1	2	0.2	1	0	1	0	0	2	1	0.1
21	LINDSEY, Loren	8-0	15:40	2.0	0-0	.000	0-0	.000	0-0	.000	0	1	1	0.1	0	0	0	0	0	0	0	0.0
Team											57	67	124				11					
Total		34	6850		833-2071	.402	279-925	.302	532-786	.677	341	943	1284	37.8	576	8	451	456	151	227	2477	72.9
Opponents		34	6850		796-2102	.379	201-643	.313	455-661	.688	431	970	1401	41.2	708	19	391	556	113	215	2248	66.1

### Team Statistics

	ARK	OPP
<b>Scoring</b>	<b>2477</b>	<b>2248</b>
Points per game	72.9	66.1
Scoring margin	+6.7	-
<b>Field goals-att</b>	<b>833-2071</b>	<b>796-2102</b>
Field goal pct	.402	.379
<b>3 point fg-att</b>	<b>279-925</b>	<b>201-643</b>
3-point FG pct	.302	.313
3-pt FG made per game	8.2	5.9
<b>Free throws-att</b>	<b>532-786</b>	<b>455-661</b>
Free throw pct	.677	.688
F-Throws made per game	15.6	13.4
<b>Rebounds</b>	<b>1284</b>	<b>1401</b>
Rebounds per game	37.8	41.2
Rebounding margin	-3.4	-
<b>Assists</b>	<b>451</b>	<b>391</b>
Assists per game	13.3	11.5
<b>Turnovers</b>	<b>456</b>	<b>556</b>
Turnovers per game	13.4	16.4
Turnover margin	+2.9	-
Assist/turnover ratio	1.0	0.7
<b>Steals</b>	<b>227</b>	<b>215</b>
Steals per game	6.7	6.3
<b>Blocks</b>	<b>151</b>	<b>113</b>
Blocks per game	4.4	3.3
<b>Winning streak</b>	<b>1</b>	<b>-</b>
Home win streak	2	-
<b>Attendance</b>	<b>61234</b>	<b>48844</b>
Home games-Avg/Game	16-3827	11-4440
Neutral site-Avg/Game	-	7-2630

### Team Results

Date	Opponent		Score	Att.
11/07/2022	at Ark.-Pine Bluff	W	70-50	3128
11/11/2022	Central Ark.	W	72-34	7410
11/14/2022	Tulsa	W	79-70	2511
11/17/2022	Kent St.	W	80-59	2265
11/20/2022	at Little Rock	W	93-49	2879
11/24/2022	vs Northern Ariz.	W	82-73	1024
11/25/2022	vs Clemson	W	76-62	1724
11/26/2022	vs Kansas St.	W	69-53	2024
12/01/2022	Troy	W	87-70	3019
12/04/2022	Oral Roberts	W	92-58	2947
12/08/2022	Lamar University	W	63-50	2268
12/11/2022	Arkansas St.	W	77-63	3826
12/17/2022	at Creighton	W	83-75	1050
12/20/2022	vs Oregon	L	78-85	321
12/21/2022	vs South Fla.	Lot	65-66	303
12/29/2022	LSU	L	45-69	5285
01/01/2023	at Kentucky	W	71-50	3284
01/05/2023	Florida	W	102-74	4524
01/08/2023	at Missouri	W	77-55	4260
01/16/2023	Vanderbilt	W	84-81	3693
01/19/2023	at LSU	L	76-79	7298
01/22/2023	at South Carolina	L	46-92	13349
01/26/2023	Alabama	L	66-69	3206
01/29/2023	Ole Miss	Lot	73-76	6677
02/05/2023	at Auburn	W	54-51	2569
02/09/2023	at Vanderbilt	L	70-78	1978
02/12/2023	Missouri	W	61-33	4492
02/16/2023	Tennessee	L	67-87	3243
02/19/2023	at Georgia	L	48-71	4109
02/23/2023	at Mississippi St.	L	73-87	4940
02/26/2023	Texas A&M	W	78-65	4408
03/02/2023	vs Missouri	W	85-74	5531
03/03/2023	vs South Carolina	L	66-93	7481
03/16/2023	Louisiana Tech	W	69-47	1460





## 2022-23 Arkansas Women's Basketball Combined Team Statistics In Conference games

Page 1/1  
as of Mar 03, 2023

### Game Records

Record	Overall	Home	Away	Neutral
ALL GAMES	7-9	4-4	3-5	0-0
CONFERENCE	7-9	4-4	3-5	0-0
NON-CONFERENCE	0-0	0-0	0-0	0-0

### Score by Periods

Team	1st	2nd	3rd	4th	OT	TOT
Arkansas	221	277	291	293	9	1091
Opponents	247	250	289	319	12	1117

### Team Box Score

					Total		3-Point		F-Throw		Rebounds														
No.	Player	GP-GS	MIN	AVG	FG-FGA	FG%	3FG-3FGA	3FG%	FT-FTA	FT%	OFF	DEF	TOT	AVG	PF	DQ	A	TO	BLK	STL	PTS	AVG			
4	BARNUM, Erynn	16-16	451:46	28.2	96-184	.522	8-26	.308	68-105	.648	44	63	107	6.7	45	0	31	45	17	17	268	16.8			
43	DANIELS, Makayla	16-16	533:17	33.3	52-165	.315	28-104	.269	63-79	.797	13	47	60	3.8	46	1	49	35	6	29	195	12.2			
2	SPENCER, Samara	16-16	555:54	34.7	69-179	.385	23-81	.284	28-47	.596	2	49	51	3.2	29	1	63	45	3	20	189	11.8			
34	CARR, Chrissy	16-16	459:39	28.7	62-159	.390	38-107	.355	18-24	.750	11	41	52	3.3	43	2	10	18	8	12	180	11.3			
0	POFFENBARGER, Saylor	16-16	518:53	32.4	50-139	.360	13-55	.236	28-38	.737	10	69	79	4.9	43	3	27	32	18	6	141	8.8			
24	WOLFENBARGER, Jersey	16-0	223:48	14.0	17-44	.386	1-15	.067	6-9	.667	12	34	46	2.9	17	0	4	11	7	3	41	2.6			
30	DAUDA, Maryam	14-0	115:56	8.3	13-36	.361	2-12	.167	6-6	1.000	11	11	22	1.6	21	0	6	13	8	2	34	2.4			
55	ELLIS, Emrie	11-0	99:44	9.1	5-15	.333	3-9	.333	4-6	.667	5	14	19	1.7	13	0	2	4	3	0	17	1.5			
11	LANGERMAN, Rylee	16-0	250:53	15.7	6-29	.207	5-21	.238	7-11	.636	12	29	41	2.6	32	0	7	8	1	15	24	1.5			
22	HUGHES, Avery	7-0	08:52	1.3	0-0	.000	0-0	.000	2-4	.500	0	0	0	0.0	1	0	0	2	0	0	2	0.3			
21	LINDSEY, Loren	2-0	03:03	1.5	0-0	.000	0-0	.000	0-0	.000	0	0	0	0.0	0	0	0	0	0	0	0	0.0			
20	JOHNSON, Karley	2-0	03:15	1.6	0-0	.000	0-0	.000	0-0	.000	0	0	0	0.0	1	0	0	0	0	0	0	0.0			
Team											24	27	51					7							
Total		16	3225		370-950	.389	121-430	.281	230-329	.699	144	384	528	33.0	291	7	199	220	71	104	1091	68.2			
Opponents		16	3225		389-978	.398	86-266	.323	253-360	.703	234	457	691	43.2	314	7	193	260	56	119	1117	69.8			

### Team Statistics

	ARK	OPP
<b>Scoring</b>	<b>1091</b>	<b>1117</b>
Points per game	68.2	69.8
Scoring margin	-1.6	-
<b>Field goals-att</b>	<b>370-950</b>	<b>389-978</b>
Field goal pct	.389	.398
<b>3 point fg-att</b>	<b>121-430</b>	<b>86-266</b>
3-point FG pct	.281	.323
3-pt FG made per game	7.6	5.4
<b>Free throws-att</b>	<b>230-329</b>	<b>253-360</b>
Free throw pct	.699	.703
F-Throws made per game	14.4	15.8
<b>Rebounds</b>	<b>528</b>	<b>691</b>
Rebounds per game	33.0	43.2
Rebounding margin	-10.2	-
<b>Assists</b>	<b>199</b>	<b>193</b>
Assists per game	12.4	12.1
<b>Turnovers</b>	<b>220</b>	<b>260</b>
Turnovers per game	13.8	16.3
Turnover margin	+2.5	-
Assist/turnover ratio	0.9	0.7
<b>Steals</b>	<b>104</b>	<b>119</b>
Steals per game	6.5	7.4
<b>Blocks</b>	<b>71</b>	<b>56</b>
Blocks per game	4.4	3.5
<b>Winning streak</b>	<b>1</b>	<b>-</b>
Home win streak	1	-
<b>Attendance</b>	<b>35528</b>	<b>41787</b>
Home games-Avg/Game	8-4441	8-5223
Neutral site-Avg/Game	-	0-0

### Team Results

Date	Opponent		Score	Att.
12/29/2022	LSU	L	45-69	5285
01/01/2023	at Kentucky	W	71-50	3284
01/05/2023	Florida	W	102-74	4524
01/08/2023	at Missouri	W	77-55	4260
01/16/2023	Vanderbilt	W	84-81	3693
01/19/2023	at LSU	L	76-79	7298
01/22/2023	at South Carolina	L	46-92	13349
01/26/2023	Alabama	L	66-69	3206
01/29/2023	Ole Miss	Lot	73-76	6677
02/05/2023	at Auburn	W	54-51	2569
02/09/2023	at Vanderbilt	L	70-78	1978
02/12/2023	Missouri	W	61-33	4492
02/16/2023	Tennessee	L	67-87	3243
02/19/2023	at Georgia	L	48-71	4109
02/23/2023	at Mississippi St.	L	73-87	4940
02/26/2023	Texas A&M	W	78-65	4408





2022-23 Arkansas Women's Basketball  
Team High/Low Analysis  
All games

Page 1/4  
as of Mar 17, 2023

Arkansas - Game Highs

<b>POINTS</b>	102		Florida (01/05/2023)
	93		at Little Rock (11/20/2022)
	92		Oral Roberts (12/04/2022)
	87		Troy (12/01/2022)
	85		vs Missouri (N) (03/02/2023)
<b>FIELD GOALS MADE</b>	33		Oral Roberts (12/04/2022)
	32		Florida (01/05/2023)
<b>FIELD GOAL ATTEMPTS</b>	77		vs Oregon (N) (12/20/2022)
	74		Oral Roberts (12/04/2022)
<b>FIELD GOAL PERCENTAGE</b>	.625	(30-48)	at Little Rock (11/20/2022)
	.492	(32-65)	Florida (01/05/2023)
<b>3 PT FG MADE</b>	13		Texas A&M (02/26/2023)
	12		vs Missouri (N) (03/02/2023)
	12		Florida (01/05/2023)
	12		vs Oregon (N) (12/20/2022)
	12		at Creighton (12/17/2022)
<b>3 PT FG ATTEMPTS</b>	39		Tulsa (11/14/2022)
	37		Troy (12/01/2022)
<b>3 PT FG PERCENTAGE</b>	.526	(10-19)	at Little Rock (11/20/2022)
	.462	(12-26)	at Creighton (12/17/2022)
<b>FREE THROWS MADE</b>	26		Florida (01/05/2023)
	25		Vanderbilt (01/16/2023)
<b>FREE THROW ATTEMPTS</b>	46		at Ark.-Pine Bluff (11/07/2022)
	39		at Auburn (02/05/2023)
<b>FREE THROW PERCENTAGE</b>	.909	(10-11)	at LSU (01/19/2023)
	.900	(9-10)	at Georgia (02/19/2023)
<b>REBOUNDS</b>	57		Oral Roberts (12/04/2022)
	56		at Ark.-Pine Bluff (11/07/2022)
<b>ASSISTS</b>	23		Florida (01/05/2023)
	22		at Kentucky (01/01/2023)
<b>STEALS</b>	12		at Ark.-Pine Bluff (11/07/2022)
	11		Ole Miss (01/29/2023)
<b>BLOCKED SHOTS</b>	9		at South Carolina (01/22/2023)
	9		Lamar University (12/08/2022)
	9		Oral Roberts (12/04/2022)
<b>TURNOVERS</b>	23		vs Clemson (N) (11/25/2022)
	22		at Little Rock (11/20/2022)
<b>FOULS</b>	27		at Auburn (02/05/2023)
	23		Texas A&M (02/26/2023)
	23		at Mississippi St. (02/23/2023)





## 2022-23 Arkansas Women's Basketball Team High/Low Analysis All games

Page 3/4  
as of Mar 17, 2023

### Arkansas - Game Lows

POINTS	45		LSU (12/29/2022)
	46		at South Carolina (01/22/2023)
	48		at Georgia (02/19/2023)
	54		at Auburn (02/05/2023)
	61		Missouri (02/12/2023)
FIELD GOALS MADE	14		at Auburn (02/05/2023)
	17		at Georgia (02/19/2023)
	17		at South Carolina (01/22/2023)
	17		LSU (12/29/2022)
FIELD GOAL ATTEMPTS	45		Missouri (02/12/2023)
	48		Lamar University (12/08/2022)
	48		vs Clemson (N) (11/25/2022)
	48		at Little Rock (11/20/2022)
FIELD GOAL PERCENTAGE	.269	(14-52)	at Auburn (02/05/2023)
	.279	(17-61)	at South Carolina (01/22/2023)
	.279	(17-61)	LSU (12/29/2022)
3 PT FG MADE	3		at Auburn (02/05/2023)
	5		at Georgia (02/19/2023)
	5		at South Carolina (01/22/2023)
	5		vs Northern Ariz. (N) (11/24/2022)
	5		at Ark.-Pine Bluff (11/07/2022)
3 PT FG ATTEMPTS	18		Ole Miss (01/29/2023)
	19		at Little Rock (11/20/2022)
3 PT FG PERCENTAGE	.130	(3-23)	at Auburn (02/05/2023)
	.152	(5-33)	at Georgia (02/19/2023)
FREE THROWS MADE	5		LSU (12/29/2022)
	7		at South Carolina (01/22/2023)
FREE THROW ATTEMPTS	9		at South Carolina (01/22/2023)
	10		at Georgia (02/19/2023)
FREE THROW PERCENTAGE	.417	(5-12)	LSU (12/29/2022)
	.452	(14-31)	Lamar University (12/08/2022)
REBOUNDS	17		at South Carolina (01/22/2023)
	25		Tennessee (02/16/2023)
ASSISTS	6		at South Carolina (01/22/2023)
	7		at Mississippi St. (02/23/2023)
	7		at Auburn (02/05/2023)
	7		LSU (12/29/2022)
STEALS	3		at Georgia (02/19/2023)
	3		at Little Rock (11/20/2022)
BLOCKED SHOTS	1		at Georgia (02/19/2023)
	1		at Auburn (02/05/2023)
	1		vs Clemson (N) (11/25/2022)
TURNOVERS	5		Tennessee (02/16/2023)
	7		Louisiana Tech (03/16/2023)
FOULS	11		Arkansas St. (12/11/2022)
	12		Missouri (02/12/2023)
	12		at Missouri (01/08/2023)
	12		Kent St. (11/17/2022)





**2022-23 Arkansas Women's Basketball**  
**Category Leaders**  
**All games**

Page 1/3  
as of Mar 17, 2023

**Points**

##	Player	G	Pts	Pts/G
4	Barnum, Erynn	34	531	15.6
2	Spencer, Samara	34	482	14.2
34	Carr, Chrissy	34	408	12.0
43	Daniels, Makayla	31	396	12.8
0	Poffenbarger, Saylor	34	300	8.8
30	Dauda, Maryam	32	121	3.8
24	Wolfenbarger, Jersey	32	116	3.6
11	Langerman, Rylee	34	86	2.5
55	Ellis, Emrie	25	27	1.1
22	Hughes, Avery	13	9	0.7
20	Johnson, Karley	9	1	0.1

**Scoring Average**

##	Player	G	Pts	Pts/G
4	Barnum, Erynn	34	531	15.6
2	Spencer, Samara	34	482	14.2
43	Daniels, Makayla	31	396	12.8
34	Carr, Chrissy	34	408	12.0
0	Poffenbarger, Saylor	34	300	8.8
30	Dauda, Maryam	32	121	3.8
24	Wolfenbarger, Jersey	32	116	3.6
11	Langerman, Rylee	34	86	2.5
55	Ellis, Emrie	25	27	1.1
22	Hughes, Avery	13	9	0.7
20	Johnson, Karley	9	1	0.1

**Field Goal Percentage**

##	Player	FG	Att	Pct
4	Barnum, Erynn	198	354	.559
30	Dauda, Maryam	46	109	.422
2	Spencer, Samara	168	419	.401
34	Carr, Chrissy	131	342	.383
24	Wolfenbarger, Jersey	42	116	.362
0	Poffenbarger, Saylor	104	301	.346
43	Daniels, Makayla	109	318	.343
11	Langerman, Rylee	25	78	.321
55	Ellis, Emrie	9	29	.310
22	Hughes, Avery	1	4	.250

**Field Goal Attempts**

##	Player	G	Att	Att/G
2	Spencer, Samara	34	419	12.3
4	Barnum, Erynn	34	354	10.4
34	Carr, Chrissy	34	342	10.1
43	Daniels, Makayla	31	318	10.3
0	Poffenbarger, Saylor	34	301	8.9

**Field Goals Made**

##	Player	G	Made	Made/G
4	Barnum, Erynn	34	198	5.8
2	Spencer, Samara	34	168	4.9
34	Carr, Chrissy	34	131	3.9
43	Daniels, Makayla	31	109	3.5
0	Poffenbarger, Saylor	34	104	3.1

**3-Point FG Percentage**

##	Player	3FG	Att	Pct
34	Carr, Chrissy	81	237	.342
43	Daniels, Makayla	61	188	.324
2	Spencer, Samara	58	183	.317
55	Ellis, Emrie	4	13	.308
4	Barnum, Erynn	13	43	.302
11	Langerman, Rylee	15	52	.288
30	Dauda, Maryam	6	24	.250
0	Poffenbarger, Saylor	33	140	.236
24	Wolfenbarger, Jersey	8	45	.178

**3-Point FG Attempts**

##	Player	G	Att	Att/G
34	Carr, Chrissy	34	237	7.0
43	Daniels, Makayla	31	188	6.1
2	Spencer, Samara	34	183	5.4
0	Poffenbarger, Saylor	34	140	4.1
11	Langerman, Rylee	34	52	1.5

**3-Point FG Made**

##	Player	G	Made	Made/G
34	Carr, Chrissy	34	81	2.4
43	Daniels, Makayla	31	61	2.0
2	Spencer, Samara	34	58	1.7
0	Poffenbarger, Saylor	34	33	1.0
11	Langerman, Rylee	34	15	0.4



## Free Throw Percentage

##	Player	Made	Att	Pct
34	Carr, Chrissy	65	76	.855
43	Daniels, Makayla	117	148	.791
30	Dauda, Maryam	23	31	.742
0	Poffenbarger, Saylor	59	84	.702
22	Hughes, Avery	7	10	.700
24	Wolfenbarger, Jersey	24	36	.667
4	Barnum, Erynn	122	193	.632
55	Ellis, Emrie	5	8	.625
11	Langerman, Rylee	21	38	.553
2	Spencer, Samara	88	160	.550
20	Johnson, Karley	1	2	.500

## Rebounds

##	Player	G	Reb	Reb/G
0	Poffenbarger, Saylor	34	231	6.8
4	Barnum, Erynn	34	215	6.3
2	Spencer, Samara	34	130	3.8
34	Carr, Chrissy	34	123	3.6
43	Daniels, Makayla	31	118	3.8

## Rebounds Average

##	Player	G	Reb	Reb/G
0	Poffenbarger, Saylor	34	231	6.8
4	Barnum, Erynn	34	215	6.3
2	Spencer, Samara	34	130	3.8
43	Daniels, Makayla	31	118	3.8
34	Carr, Chrissy	34	123	3.6

## Offensive Rebounds

##	Player	G	OReb	OReb/G
4	Barnum, Erynn	34	82	2.4
30	Dauda, Maryam	32	44	1.4
11	Langerman, Rylee	34	36	1.1
24	Wolfenbarger, Jersey	32	32	1.0
43	Daniels, Makayla	31	27	0.9

## Defensive Rebounds

##	Player	G	DReb	DReb/G
0	Poffenbarger, Saylor	34	204	6.0
4	Barnum, Erynn	34	133	3.9
2	Spencer, Samara	34	126	3.7
34	Carr, Chrissy	34	98	2.9
43	Daniels, Makayla	31	91	2.9

## Fouls

##	Player	G	PF	PF/G
4	Barnum, Erynn	34	85	2.5
43	Daniels, Makayla	31	83	2.7
0	Poffenbarger, Saylor	34	81	2.4
34	Carr, Chrissy	34	70	2.1
2	Spencer, Samara	34	66	1.9

## Foul Outs

##	Player	G	FO
0	Poffenbarger, Saylor	34	3
2	Spencer, Samara	34	2
34	Carr, Chrissy	34	2
43	Daniels, Makayla	31	1

## Free Throw Attempts

##	Player	G	Att	Att/G
4	Barnum, Erynn	34	193	5.7
2	Spencer, Samara	34	160	4.7
43	Daniels, Makayla	31	148	4.8
0	Poffenbarger, Saylor	34	84	2.5
34	Carr, Chrissy	34	76	2.2

## Free Throws Made

##	Player	G	Made	Made/G
4	Barnum, Erynn	34	122	3.6
43	Daniels, Makayla	31	117	3.8
2	Spencer, Samara	34	88	2.6
34	Carr, Chrissy	34	65	1.9
0	Poffenbarger, Saylor	34	59	1.7

## Assists

##	Player	G	Asst	Asst/G
2	Spencer, Samara	34	149	4.4
43	Daniels, Makayla	31	91	2.9
0	Poffenbarger, Saylor	34	83	2.4
4	Barnum, Erynn	34	62	1.8
30	Dauda, Maryam	32	21	0.7

## Steals

##	Player	G	Stl	Stl/G
43	Daniels, Makayla	31	55	1.8
4	Barnum, Erynn	34	42	1.2
2	Spencer, Samara	34	38	1.1
11	Langerman, Rylee	34	32	0.9
34	Carr, Chrissy	34	20	0.6

## Blocked Shots

##	Player	G	Blk	Blk/G
0	Poffenbarger, Saylor	34	37	1.1
4	Barnum, Erynn	34	36	1.1
30	Dauda, Maryam	32	22	0.7
24	Wolfenbarger, Jersey	32	20	0.6
2	Spencer, Samara	34	10	0.3

## Minutes

##	Player	G	Min	Min/G
2	Spencer, Samara	34	1146	33:42
0	Poffenbarger, Saylor	34	1107	32:33
43	Daniels, Makayla	31	992	31:60
34	Carr, Chrissy	34	967	28:26
4	Barnum, Erynn	34	905	26:37

## Turnovers

##	Player	G	TO	TO/G
2	Spencer, Samara	34	98	2.9
4	Barnum, Erynn	34	78	2.3
0	Poffenbarger, Saylor	34	71	2.1
43	Daniels, Makayla	31	68	2.2
30	Dauda, Maryam	32	41	1.3





2022-23 Arkansas Women's Basketball  
Points-rebounds-assists  
All games

Page 1/2  
as of Mar 17, 2023

Opponent	Date	Score	0	2	4	11	20	21	22	24	30	34	43	55
			POFFENBARG	SPENCER, SA	BARNUM, ERY	LANGERMAN,	JOHNSON, KA	LINDSEY, LO	HUGHES, AVE	WOLFENBARG	DAUDA, MARY	CARR, CHRIS	DANIELS, MA	ELLIS, EMRI
at Ark.-Pine Bluff	11/07/2022	70-50 W	11-8-2	15-4-4	15-11-1	4-6-0	DNP	DNP	DNP	7-7-0	4-3-1	10-3-0	4-6-1	0-2-0
Central Ark.	11/11/2022	72-34 W	2-7-1	5-2-3	19-9-2	9-4-0	0-0-0	0-0-0	DNP	5-1-0	10-5-0	8-8-0	14-2-4	0-4-0
Tulsa	11/14/2022	79-70 W	2-10-3	13-3-4	27-8-0	10-5-1	DNP	DNP	DNP	2-0-0	3-3-0	3-6-0	19-9-3	DNP
Kent St.	11/17/2022	80-59 W	2-6-1	22-7-7	20-6-1	5-2-2	0-1-0	DNP	0-0-1	4-6-0	6-5-1	12-4-1	9-2-5	0-1-0
at Little Rock	11/20/2022	93-49 W	9-9-1	11-7-6	15-9-1	3-0-0	1-0-1	0-0-0	2-0-0	6-5-1	7-4-2	22-2-0	12-3-4	5-2-0
vs Northern Ariz.	11/24/2022	82-73 W	13-5-2	27-4-2	7-7-2	3-2-1	DNP	DNP	DNP	2-4-0	5-4-1	7-7-0	18-6-4	0-0-0
vs Clemson	11/25/2022	76-62 W	15-9-1	3-5-6	14-9-1	3-0-0	DNP	DNP	DNP	1-4-1	0-3-0	19-4-1	21-5-2	DNP
vs Kansas St.	11/26/2022	69-53 W	9-6-6	6-8-4	17-4-1	0-4-0	0-0-0	0-0-0	0-0-0	1-2-0	5-4-0	18-4-0	13-6-2	0-0-0
Troy	12/01/2022	87-70 W	9-3-5	19-3-6	18-8-2	1-5-3	0-1-0	0-0-0	4-0-0	11-3-0	0-7-0	14-3-0	10-3-4	1-0-0
Oral Roberts	12/04/2022	92-58 W	14-13-5	32-2-3	6-5-4	3-5-1	0-0-0	0-0-0	1-0-0	9-12-1	10-8-1	15-5-1	DNP	2-1-0
Lamar University	12/08/2022	63-50 W	17-12-3	17-0-4	5-8-3	0-6-0	DNP	DNP	DNP	4-6-0	2-0-0	18-2-0	DNP	0-0-0
Arkansas St.	12/11/2022	77-63 W	1-9-5	19-4-4	16-1-0	5-5-1	DNP	DNP	DNP	15-6-0	11-8-1	10-6-0	DNP	DNP
at Creighton	12/17/2022	83-75 W	16-11-3	26-4-4	15-2-4	6-5-0	DNP	DNP	DNP	0-3-0	4-1-1	4-2-0	12-2-3	DNP
vs Oregon	12/20/2022	78-85 L	5-11-3	20-7-10	22-9-0	7-7-0	DNP	DNP	DNP	DNP	6-1-1	3-1-3	15-3-1	0-1-0
vs South Fla.	12/21/2022	65-66 Lot	3-7-3	9-6-3	21-3-2	0-3-1	DNP	DNP	DNP	DNP	2-0-1	10-3-0	20-4-3	0-0-0
LSU	12/29/2022	45-69 L	1-3-1	17-1-1	7-4-1	0-2-0	DNP	DNP	0-0-0	1-6-0	3-2-0	6-4-1	10-6-3	0-0-0
at Kentucky	01/01/2023	71-50 W	17-7-3	6-2-5	17-8-7	6-7-1	DNP	DNP	0-0-0	4-3-0	2-3-1	8-4-1	11-2-4	0-1-0
Florida	01/05/2023	102-74 W	16-8-2	16-4-6	15-8-6	8-3-2	0-0-0	0-0-0	2-0-0	8-7-1	0-1-3	16-1-1	16-1-2	5-1-0
at Missouri	01/08/2023	77-55 W	24-6-1	2-9-6	21-11-2	3-4-0	DNP	DNP	DNP	2-3-0	0-1-0	16-4-1	9-5-2	DNP
Vanderbilt	01/16/2023	84-81 W	13-5-1	23-5-3	18-9-5	1-3-0	DNP	DNP	DNP	0-1-1	2-1-0	11-4-0	16-6-4	DNP
at LSU	01/19/2023	76-79 L	5-2-1	13-2-6	20-7-1	0-2-0	DNP	DNP	DNP	4-3-0	11-4-2	12-2-2	11-3-3	DNP
at South Carolina	01/22/2023	46-92 L	0-1-2	15-1-1	11-2-2	0-2-0	DNP	DNP	DNP	2-3-1	5-2-0	6-2-0	7-0-0	0-0-0
Alabama	01/26/2023	66-69 L	12-5-3	12-2-2	20-9-0	0-0-0	DNP	DNP	DNP	0-0-0	3-0-0	6-2-2	13-6-5	DNP
Ole Miss	01/29/2023	73-76 Lot	2-3-2	16-5-6	37-6-3	0-3-0	DNP	DNP	DNP	0-1-0	2-0-0	4-3-0	12-6-3	DNP
at Auburn	02/05/2023	54-51 W	10-10-1	7-6-4	14-9-0	1-1-1	DNP	DNP	0-0-0	4-2-0	0-0-0	7-3-1	11-4-0	0-2-0
at Vanderbilt	02/09/2023	70-78 L	7-1-1	2-4-4	12-7-0	0-4-1	DNP	DNP	DNP	0-0-0	DNP	18-5-0	31-3-1	0-5-1
Missouri	02/12/2023	61-33 W	6-2-0	6-2-2	14-9-2	3-4-1	0-0-0	0-0-0	0-0-0	3-1-0	0-0-0	18-5-0	11-3-3	0-3-1
Tennessee	02/16/2023	67-87 L	6-4-1	10-1-9	25-1-0	0-2-0	DNP	DNP	0-0-0	4-5-0	0-2-0	14-3-0	5-5-5	3-1-0
at Georgia	02/19/2023	48-71 L	6-7-3	0-0-2	16-7-0	0-1-0	DNP	DNP	DNP	0-2-1	DNP	21-0-1	3-4-6	2-3-0
at Mississippi St.	02/23/2023	73-87 L	7-11-0	25-2-1	9-5-1	2-1-1	DNP	DNP	DNP	0-6-0	4-6-0	9-4-0	17-2-4	0-0-0
Texas A&M	02/26/2023	78-65 W	9-4-5	19-5-5	12-5-1	0-2-0	DNP	DNP	0-0-0	9-3-0	2-0-0	8-6-0	12-4-4	7-3-0
vs Missouri	03/02/2023	85-74 W	6-11-5	19-5-4	4-2-1	3-4-0	DNP	DNP	DNP	0-0-0	2-5-3	34-3-0	17-2-3	0-0-0
vs South Carolina	03/03/2023	66-93 L	22-4-4	16-2-1	8-1-3	0-7-0	DNP	DNP	DNP	2-1-0	2-1-2	4-3-0	12-2-1	0-0-0
Louisiana Tech	03/16/2023	69-47 W	3-11-3	14-6-11	14-6-3	0-4-0	0-0-0	0-1-0	0-0-0	6-3-0	8-2-0	17-5-1	5-3-2	2-0-0

## 2022-23 SPECIALTY STATS

(ARKANSAS/OPPONENT)

	Result	Pts Off	Pts In	2nd	Fast	Lead				Best Ark				Opp Best		Ark	Opp	
Opponent		TO	Paint	Chance	Break	Bench	Ties	Chng	Ark	Largest	Lead	Run	Opp	Largest	Lead	Run	Led	Led
at Ark - Pine Bluff	W, 70-50	18 / 7	32 / 24	15 / 11	16 / 8	15 / 12	0	2	34	2:48	3rd	17-0	1	6:41	1st	12-0	37:44	1:20
CENTRAL ARK.	W, 72-34	16 / 2	32 / 14	5 / 3	7 / 3	24 / 14	2	1	40	0:56	4th	15-0	2	8:51	1st	3-0	37:29	1:06
TULSA	W, 79-70	19 / 7	26 / 28	9 / 0	21 / 5	15 / 13	2	3	15	1:38	1st	9-0	2	9:36	1st	9-0	37:07	1:11
KENT STATE	W, 80-59	11 / 7	38 / 28	12 / 2	13 / 10	15 / 26	2	3	27	8:04	4th	14-0	3	6:50	1st	5-0	37:51	1:27
at Little Rock	W, 93-49	19 / 16	38 / 16	10 / 3	9 / 8	24 / 10	1	1	45	9:05	4th	11-0	2	9:14	1st	4-0	37:22	0:20
NAU!	W, 82-73	29 / 19	44 / 30	10 / 5	9 / 20	10 / 28	2	9	18	0:18	3rd	12-0	4	4:09	1st	6-0	28:08	10:10
Clemson!	W, 76-62	16 / 144	28 / 28	7 / 6	21 / 0	4 / 16	7	2	21	6:58	4th	12-0	2	1:14	2nd	10-0	31:29	2:18
#25 Kansas State!	W, 69-53	10 / 4	30 / 14	7 / 6	6 / 7	6 / 10	3	1	24	1:02	3rd	9-0	4	8:00	1st	5-0	31:40	4:40
TROY	W, 87-70	25 / 13	40 / 20	9 / 14	20 / 17	17 / 13	3	0	27	4:18	3rd	9-0	0	10:00	1st	6-0	38:50	0:00
ORAL ROBERTS	W, 92-58	15 / 7	42 / 36	10 / 10	20 / 13	16 / 8	1	3	36	2:06	4th	14-0	2	9:14	1st	6-0	37:54	1:14
LAMAR	W, 63-50	12 / 9	26 / 20	8 / 10	11 / 14	2 / 14	7	7	13	0:13	4th	9-0	4	6:27	2nd	5-0	24:04	10:24
ARKANSAS ST.	W, 77-63	21 / 13	40 / 18	16 / 4	5 / 4	16 / 18	1	0	16	8:05	3rd	9-0	0	10:00	1st	5-0	37:51	0:00
at #16 Creighton	W, 83-75	11 / 12	26 / 24	11 / 14	10 / 9	10 / 17	1	4	11	2:35	3rd	11-0	6	7:00	2nd	7-0	26:10	12:53
#16 Oregon\$	L, 85-78	15 / 8	26 / 40	12 / 18	11 / 15	13 / 13	9	7	7	5:05	2nd	6-0	7	0:28	4th	9-0	20:50	13:38
USF\$	L (OT), 66-65	11 / 10	26 / 28	4 / 12	10 / 6	2 / 11	9	14	10	9:30	3rd	11-0	5	2:12	3rd	12-0	23:51	15:41
#9 LSU*	L, 69-45	10 / 9	22 / 30	7 / 22	9 / 15	4 / 10	1	4	1	8:09	1st	5-0	25	5:40	4th	9-0	3:55	34:31
at Kentucky*	W, 71-50	33 / 10	34 / 28	9 / 9	4 / 10	12 / 8	4	2	27	2:45	3rd	16-0	2	5:33	1st	9-0	36:09	0:35
FLORIDA*	W, 102-74	12 / 10	34 / 28	16 / 16	12 / 9	23 / 23	5	7	29	0:59	4th	11-0	2	9:41	1st	5-0	35:50	1:29
at Missouri*	W, 77-55	10 / 6	40 / 22	11 / 8	0 / 7	5 / 10	0	1	25	2:17	4th	15-0	5	4:24	1st	5-0	29:04	10:06
VANDERBILT*	W, 84-81	11 / 9	38 / 26	6 / 15	21 / 17	3 / 13	9	5	9	7:14	4TH	8-0	3	7:41	1st	5-0	27:00	5:55
at #3 LSU*	L, 79-76	13 / 10	34 / 42	10 / 23	20 / 12	15 / 5	2	2	3	6:23	4th	7-0	14	5:12	1st	7-0	3:56	35:15
at #1 South Carolina*	L, 92-46	4 / 13	22 / 40	0 / 37	10 / 15	7 / 38	0	4	1	9:27	1st	5-0	48	3:12	4th	15-0	0:38	39:03
ALABAMA*	L, 69-66	15 / 14	22 / 34	7 / 6	12 / 7	3 / 18	6	10	6	6:50	1st	11-0	12	5:32	2nd	15-0	4:39	33:56
OLE MISS*	L (OT), 76-73	17 / 17	34 / 52	3 / 21	5 / 5	2 / 18	8	11	19	1:47	2nd	13-0	5	0:08	OT	10-0	34:53	6:01
at Auburn	W, 54-51	12 / 8	20 / 16	10 / 8	7 / 9	5 / 25	2	0	15	7:14	2nd	8-0	0	10:00	1st	6-0	36:06	0:00
at Vanderbilt	L, 78-70	18 / 16	36 / 36	8 / 14	6 / 8	0 / 8	1	7	2	8:47	1st	8-0	10	5:39	4th	7-0	1:54	36:53
MISSOURI	W, 61-33	24 / 16	18 / 18	5 / 8	5 / 4	6 / 13	1	1	32	8:50	4th	12-0	2	9:24	1st	4-0	37:38	0:54
TENNESSEE	L, 87-67	15 / 7	36 / 34	9 / 17	10 / 10	7 / 22	0	0	0	10:00	1st	6-0	29	7:41	4th	12-0	39:46	0:00
at Georgia	L, 71-48	14 / 18	18 / 38	11 / 18	0 / 5	2 / 27	3	2	1	8:35	1st	7-0	25	2:37	4th	16-0	0:51	37:13
at Mississippi State	L, 87-73	9 / 14	28 / 34	13 / 11	13 / 11	6 / 26	0	0	0	10:00	1st	12-0	28	8:08	3rd	13-0	0:00	39:35
TEXAS A&M	W, 78-65	12 / 8	22 / 14	6 / 16	3 / 1	18 / 20	0	0	23	4:59	3rd	8-0	0	10:00	1st	7-0	38:59	0:00
Missouri	W, 85-74	15 / 20	22 / 22	10 / 6	9 / 2	5 / 17	7	16	12	0:46	4th	16-0	11	0:51	3rd	11-0	17:47	18:24
#1 South Carolina	L, 93-66	9 / 13	18 / 60	12 / 16	2 / 9	4 / 43	2	1	2	9:33	1st	7-0	29	0:22	4th	10-0	38:36	0:16
LOUISIANA TECH	W, 69-47	9 / 6	30 / 30	11 / 14	11 / 0	16 / 13	0	0	23	1:41	4th	9-0	0	10:00	1st	8-0	39:27	0:00





## 2022-23 Arkansas Women's Basketball Player Highs Analysis All games

Page 1/4  
as of Mar 17, 2023

### Arkansas - Individual Game Highs

POINTS	37		Erynn Barnum vs Ole Miss (01/29/2023)
	34		Chrissy Carr vs Missouri (N) (03/02/2023)
	32		Samara Spencer vs Oral Roberts (12/04/2022)
	31		Makayla Daniels at Vanderbilt (02/09/2023)
	27		Samara Spencer vs Northern Ariz. (N) (11/24/2022)
	27		Erynn Barnum vs Tulsa (11/14/2022)
FIELD GOALS MADE	13		Erynn Barnum vs Ole Miss (01/29/2023)
	11		Chrissy Carr vs Missouri (N) (03/02/2023)
	11		Makayla Daniels at Vanderbilt (02/09/2023)
FIELD GOAL ATTEMPTS	23		Makayla Daniels at Vanderbilt (02/09/2023)
	21		Erynn Barnum vs Ole Miss (01/29/2023)
	21		Samara Spencer vs Northern Ariz. (N) (11/24/2022)
FIELD GOAL PERCENTAGE (min 5 made)	1.000	(8-8)	Erynn Barnum vs Arkansas St. (12/11/2022)
	1.000	(5-5)	Erynn Barnum at Little Rock (11/20/2022)
3 PT FG MADE	6		Chrissy Carr vs Missouri (N) (03/02/2023)
	6		Samara Spencer vs Oral Roberts (12/04/2022)
3 PT FG ATTEMPTS	13		Chrissy Carr vs Louisiana Tech (03/16/2023)
	13		Chrissy Carr at Georgia (02/19/2023)
3 PT FG PERCENTAGE (min 2 made)	1.000	(2-2)	Rylee Langerman vs Oregon (N) (12/20/2022)
	.750	(6-8)	Chrissy Carr vs Missouri (N) (03/02/2023)
	.750	(6-8)	Samara Spencer vs Oral Roberts (12/04/2022)
	.750	(3-4)	Erynn Barnum vs Oregon (N) (12/20/2022)
	.750	(3-4)	Makayla Daniels at Little Rock (11/20/2022)
FREE THROWS MADE	9		Erynn Barnum vs Central Ark. (11/11/2022)
	8		Makayla Daniels vs Missouri (N) (03/02/2023)
	8		Erynn Barnum vs Ole Miss (01/29/2023)
	8		Makayla Daniels vs Alabama (01/26/2023)
	8		Makayla Daniels vs Vanderbilt (01/16/2023)
	8		Makayla Daniels vs Northern Ariz. (N) (11/24/2022)
FREE THROW ATTEMPTS	16		Samara Spencer vs Lamar University (12/08/2022)
	13		Samara Spencer at Mississippi St. (02/23/2023)
	13		Erynn Barnum vs Ole Miss (01/29/2023)
	13		Erynn Barnum at Ark.-Pine Bluff (11/07/2022)
FREE THROW PERCENTAGE (min 3 made)	1.000	(9-9)	Erynn Barnum vs Central Ark. (11/11/2022)
	1.000	(8-8)	Makayla Daniels vs Missouri (N) (03/02/2023)
	1.000	(6-6)	Chrissy Carr vs Missouri (N) (03/02/2023)
	1.000	(5-5)	Erynn Barnum at LSU (01/19/2023)
	1.000	(5-5)	Jersey Wolfenbarger vs Oral Roberts (12/04/2022)
	1.000	(4-4)	Chrissy Carr vs South Carolina (N) (03/03/2023)
	1.000	(4-4)	Makayla Daniels at Mississippi St. (02/23/2023)
	1.000	(4-4)	Erynn Barnum at Vanderbilt (02/09/2023)
	1.000	(4-4)	Chrissy Carr at Creighton (12/17/2022)
	1.000	(4-4)	Makayla Daniels vs Troy (12/01/2022)
	1.000	(4-4)	Chrissy Carr at Little Rock (11/20/2022)
	1.000	(3-3)	Erynn Barnum at Mississippi St. (02/23/2023)
	1.000	(3-3)	Makayla Daniels vs Tennessee (02/16/2023)
	1.000	(3-3)	Saylor Poffenbarger vs Florida (01/05/2023)
	1.000	(3-3)	Makayla Daniels vs Kansas St. (N) (11/26/2022)
REBOUNDS	13		Saylor Poffenbarger vs Oral Roberts (12/04/2022)
	12		Saylor Poffenbarger vs Lamar University (12/08/2022)
	12		Jersey Wolfenbarger vs Oral Roberts (12/04/2022)
ASSISTS	11		Samara Spencer vs Louisiana Tech (03/16/2023)
	10		Samara Spencer vs Oregon (N) (12/20/2022)
STEALS	5		Makayla Daniels vs Tennessee (02/16/2023)
	5		Erynn Barnum vs Clemson (N) (11/25/2022)
BLOCKED SHOTS	4		Jersey Wolfenbarger vs Oral Roberts (12/04/2022)
	3		Saylor Poffenbarger vs Tennessee (02/16/2023)
	3		Erynn Barnum vs Missouri (02/12/2023)
	3		Chrissy Carr at South Carolina (01/22/2023)
	3		Erynn Barnum at Kentucky (01/01/2023)
	3		Jersey Wolfenbarger vs Lamar University (12/08/2022)
	3		Saylor Poffenbarger vs Lamar University (12/08/2022)
	3		Maryam Dauda vs Northern Ariz. (N) (11/24/2022)
	3		Saylor Poffenbarger vs Kent St. (11/17/2022)
	3		Erynn Barnum vs Central Ark. (11/11/2022)
TURNOVERS	12		Erynn Barnum vs Missouri (02/12/2023)
	8		Samara Spencer vs Clemson (N) (11/25/2022)
FOULS	5		Chrissy Carr vs Texas A&M (02/26/2023)
	5		Saylor Poffenbarger vs Texas A&M (02/26/2023)
	5		Samara Spencer at Mississippi St. (02/23/2023)
	5		Saylor Poffenbarger at Vanderbilt (02/09/2023)
	5		Saylor Poffenbarger at Auburn (02/05/2023)
	5		Makayla Daniels vs Ole Miss (01/29/2023)
	5		Chrissy Carr vs Ole Miss (01/29/2023)
	5		Samara Spencer vs Oregon (N) (12/20/2022)





0 Saylor Poffenbarger | R-Fr. | 6-2 | G | Middletown, Conn. (Middletown HS | UConn)

POFFENBARGER BENCHMARK STATS

2022-23 SEASON HIGHS

Points	24	at Missouri	1-8-23
FG Made	8	at Missouri	1-8-23*
FG Att.	17	at Kentucky	1-1-23
3FG Made	3	vs. No. 1/1 SC	3-3-23*
3FG Att.	9	at UAPB	11-7-22
FT Made	7	vs. Vanderbilt	1-16-23
FT Att.	8	vs. Vanderbilt	1-16-23
Off. Reb.	4	at #16 Creighton	12-17-22
Def. Reb.	13	vs. Oral Roberts	12-4-22
Rebounds	13	vs. Oral Roberts	12-14-22
Assists	6	vs. #25 K-State	11-26-22
Blocks	3	vs. Tennessee	2-16-23*
Steals	2	vs. Texas A&M	2-26-23*
Minutes	43	vs. Ole Miss	1-29-23

CAREER HIGHS

Points	24	at Missouri	1-8-23
FG Made	8	at Missouri	1-8-23*
FG Att.	17	at Kentucky	1-1-23
3FG Made	3	vs. No. 1/1 SC	3-3-23*
3FG Att.	9	at UAPB	11-7-22
FT Made	6	at Missouri	1-8-23
FT Att.	7	at Missouri	1-8-23
Off. Reb.	4	at #16 Creighton	12-17-22
Def. Reb.	13	vs. Oral Roberts	12-4-22
Rebounds	13	vs. Oral Roberts	12-14-22
Assists	6	vs. #25 K-State	11-26-22
Blocks	3	vs. Tennessee	2-16-23*
Steals	2	vs. Texas A&M	2-26-23*
Minutes	43	vs. Ole Miss	1-29-23

SEC HIGHS

Points	24	at Missouri	1-8-23
FG Made	8	at Missouri	1-8-23*
FG Att.	17	at Kentucky	1-1-23
3FG Made	3	vs. No. 1/1 SC	3-3-23*
3FG Att.	7	avs. No. 1/1 SC	3-3-23*
FT Made	7	vs. Vanderbilt	1-16-23
FT Att.	8	vs. Vanderbilt	1-16-23
Off. Reb.	2	vs. Alabama	1-26-23*
Def. Reb.	10	at Miss. State	2-23-23*
Rebounds	11	vs. Missouri	3-2-23*
Assists	5	vs. Texas A&M	2-26-23
Blocks	3	vs. Tennessee	2-16-23
Steals	2	vs. Texas A&M	2-26-23
Minutes	43	vs. Ole Miss	1-29-23

NOTABLES

Stat	22-23	Career
Double Figure Pts	13	13
Double Figure Rebs	9	9
Double-Doubles	4	4
5+ Assists	6	6
5+ Blocks	-	-
5+ Steals	-	-
Led Team in Pts	4	4
Led Team in Reb	15	15
20+ Points	2	2
30+ Points	-	-

\* Most Recent

GAME NOTES

- Named to SEC All-Freshman Team
- Coming off three points, three assists and 11 rebounds against LA Tech in WNIT first round
- Averaged 14.0 points, 7.5 rebounds and 1.0 block per game at SEC Tournament
- Single-season defensive rebound record holder & only Hog with 200+ defensive boards in a season
- Her four double-doubles is tied for the most in a season with Taylah Thomas (2019-20)
- Earned league's most SEC Freshman of the Week honors with five
- Tallied career-high 24 points and six rebounds at Missouri
- Ranks third in defensive rebounds/game (6.0), sixth in minutes (32.5) & 11th in rebounds (6.8) in SEC
- A versatile player who can be put in positions one through five during a game
- Believed to be one of two three-year freshmen in the country (Ellie Foster from UNI the other one)
- Enrolled early at UConn in Jan. 2021

WHO IS SAYLOR POFFENBARGER?

- Majoring in recreation and sport management
- Plays for her little brother that passed away
- Comes from an athletic family: mother, Amy, played basketball at Missouri and was a huge influence on Saylor's basketball journey, and three of her brothers play quarterback: Reese (21) - starting quarterback for Albany, Brittin (15) - freshman in HS football and Higgins (10) - fourth grade football player
- Played against teammate Makayla Daniels a few times and was on the same AAU team as her at one point
- Favorite movie: Legally Blonde

#0 POFFENBARGER, Saylor

Opponent	Date	GS	MIN	Total		3-Pointers		Free throws		Rebounds			PF	A	TO	BLK	STL	PTS	AVG		
				FG-FGA	PCT	3FG-3FGA	PCT	FT-FTA	PCT	OFF	DEF	TOT								AVG	
at Ark.-Pine Bluff	11/07/2022	*	27:35	3-14	.214	2-9	.222	3-6	.500	2	6	8	8.0	1	2	2	1	0	11	11.0	
Central Ark.	11/11/2022	*	30:24	0-5	.000	0-3	.000	2-4	.500	0	7	7	7.5	1	1	2	2	0	2	6.5	
Tulsa	11/14/2022	*	28:35	1-4	.250	0-2	.000	0-0	.000	2	8	10	8.3	4	3	0	0	1	2	5.0	
Kent St.	11/17/2022	*	29:51	0-7	.000	0-3	.000	2-2	1.000	1	5	6	7.8	0	1	1	3	1	2	4.3	
at Little Rock	11/20/2022	*	27:53	3-4	.750	0-1	.000	3-4	.750	0	9	9	8.0	3	1	3	0	9	5.2		
vs Northern Ariz.	11/24/2022	*	31:41	4-10	.400	2-6	.333	3-4	.750	2	3	5	7.5	3	2	4	1	1	13	6.5	
vs Clemson	11/25/2022	*	37:48	5-8	.625	2-4	.500	3-4	.750	0	9	9	7.7	2	1	4	0	1	15	7.7	
vs Kansas St.	11/26/2022	*	35:26	3-8	.375	2-4	.500	1-2	.500	1	5	6	7.5	2	6	2	2	1	9	7.9	
Troy	12/01/2022	*	24:18	3-8	.375	1-4	.250	2-2	1.000	0	3	3	7.0	1	5	3	1	0	9	8.0	
Oral Roberts	12/04/2022	*	26:09	5-11	.455	1-3	.333	3-4	.750	0	13	13	7.6	4	5	0	1	0	14	8.6	
Lamar University	12/08/2022	*	37:37	7-13	.538	2-5	.400	1-3	.333	2	10	12	8.0	3	3	5	3	2	17	9.4	
Arkansas St.	12/11/2022	*	36:55	0-11	.000	0-8	.000	1-2	.500	0	9	9	8.1	1	5	1	1	1	1	8.7	
at Creighton	12/17/2022	*	37:44	6-16	.375	2-7	.286	2-3	.667	4	7	11	8.3	3	3	6	0	2	16	9.2	
vs Oregon	12/20/2022	*	34:09	2-9	.222	1-6	.167	0-0	.000	1	10	11	8.5	3	3	2	1	1	5	8.9	
vs South Fla.	12/21/2022	*	39:28	1-5	.200	1-4	.250	0-0	.000	0	7	7	8.4	1	3	0	1	1	3	8.5	
LSU	12/29/2022	*	20:03	0-5	.000	0-1	.000	1-2	.500	0	3	3	8.1	4	1	1	0	0	1	8.1	
at Kentucky	01/01/2023	*	33:57	8-17	.471	0-3	.000	1-1	1.000	2	5	7	8.0	2	3	6	2	0	17	8.6	
Florida	01/05/2023	*	17:42	6-8	.750	1-2	.500	3-3	1.000	1	7	8	8.0	3	2	2	1	0	16	9.0	
at Missouri	01/08/2023	*	35:36	8-16	.500	2-7	.286	6-7	.857	1	5	6	7.9	1	1	2	1	0	24	9.8	
Vanderbilt	01/16/2023	*	36:15	3-11	.273	0-4	.000	7-8	.875	1	4	5	7.8	3	1	2	0	1	13	10.0	
at LSU	01/19/2023	*	32:44	2-4	.500	1-2	.500	0-0	.000	0	2	2	7.5	4	1	2	2	0	5	9.7	
at South Carolina	01/22/2023	*	27:14	0-3	.000	0-1	.000	0-0	.000	0	1	1	7.2	1	2	2	1	0	0	9.3	
Alabama	01/26/2023	*	38:21	3-9	.333	3-5	.600	3-4	.750	2	3	5	7.1	2	3	5	2	0	12	9.4	
Ole Miss	01/29/2023	*	43:22	1-7	.143	0-2	.000	0-0	.000	1	2	3	6.9	1	2	2	2	0	2	9.1	
at Auburn	02/05/2023	*	37:57	3-10	.300	1-5	.200	3-6	.500	0	10	10	7.0	5	1	3	0	1	10	9.1	
at Vanderbilt	02/09/2023	*	30:42	3-6	.500	0-3	.000	1-2	.500	0	1	1	6.8	5	1	1	1	0	7	9.0	
Missouri	02/12/2023	*	35:46	2-9	.222	1-3	.333	1-2	.500	0	2	2	6.6	2	0	1	1	0	6	8.9	
Tennessee	02/16/2023	*	31:25	3-9	.333	0-3	.000	0-0	.000	1	3	4	6.5	0	1	0	3	0	6	8.8	
at Georgia	02/19/2023	*	35:29	3-11	.273	0-6	.000	0-0	.000	0	7	7	6.6	3	3	2	0	1	6	8.7	
at Mississippi St.	02/23/2023	*	32:31	2-8	.250	1-3	.333	2-3	.667	1	10	11	6.7	2	0	0	1	1	7	8.7	
Texas A&M	02/26/2023	*	29:49	3-6	.500	3-5	.600	0-0	.000	0	4	4	6.6	5	5	1	1	2	9	8.7	
vs Missouri	03/02/2023	*	39:08	3-11	.273	0-4	.000	0-0	.000	2	9	11	6.8	2	5	2	1	0	6	8.6	
vs South Carolina	03/03/2023	*	35:11	7-11	.636	3-7	.429	5-6	.833	0	4	4	6.7	4	4	2	1	0	22	9.0	
Louisiana Tech	03/16/2023	*	27:53	1-7	.143	1-5	.200	0-0	.000	0	11	11	6.8	0	3	0	0	1	3	8.8	
Totals			34	1106:38	104-301	.346	33-140	.236	59-84	.702	27	204	231	6.8	81	83	71	37	19	300	8.8

Player Averages

Games Played	Minutes/game	Points/game	FG Pct	3FG Pct	FT Pct	Rebounds/game	Assists/game	Turnovers/game	Assist/Turnover ratio	Steals/game	Blocks/game
34	32.5	8.8	34.6	23.6	70.2	6.8	2.4	2.1	1.2	0.6	1.1

CAREER STATISTICS

		Field Goals						3-Point		F-Throws		Rebounds				Scoring					
SEASON	TEAM	GP-GS	MIN/AVG	FG-FGA	FG%	3FG-3FGA	3FG%	FT-FTA	FT%	OFF	DEF	TOT	AVG	PF-FO	A	TO	BLK	STL	PTS	AVG	
2020-21	UConn	12-0	33/2.7	2-15	.133	1-11	.091	1-1	1.000	1	3	4	0.3	2-0	0	0	1	0	6	0.5	
2022-23	Ark	34-34	1107/32.5	104-301	.346	33-140	.236	59-84	.702	27	204	231	6.8	81-3	83	71	37	19	300	8.8	
TOTAL FOR Ark		34-34	1107/32.5	104-301	.346	33-140	.236	59-84	.702	27	204	231	6.8	81-3	83	71	37	19	300	8.8	
TOTAL		46-34	1140/24.8	106-316	.335	34-151	.225	60-85	.706	28	207	235	5.1	83-3	83	71	38	19	306	6.7	





2 Samara Spencer | So. | 5-7 | G | Fort Lauderdale, Fla. (St. Thomas Aquinas HS)

### SPENCER BENCHMARK STATS

Points	32	vs. Oral Roberts	12-4-22
FG Made	10	at #16 Creighton	12-17-22*
FG Att.	21	vs. NAU	11-24-22
3FG Made	6	vs. Oral Roberts	12-4-22
3FG Att.	11	vs. Tulsa	11-14-22
FT Made	7	vs. USF	12-21-22*
FT Att.	16	vs. Lamar	12-8-22
Off. Reb.	1	vs. Texas A&M	2-26-23*
Def. Reb.	9	at Missouri	1-8-23
Rebounds	9	at Missouri	1-8-23
Assists	11	vs. LA Tech	3-16-23
Blocks	2	vs. Missouri	3-2-23*
Steals	4	vs. NAU	11-24-22
Minutes	43	vs. Ole Miss	1-29-23

### GAME NOTES

- In last five games, has averaged 18.6 points, 4.0 rebounds and 4.4 assists per game
- Coming off second double-double with 14 points, 11 assists & six boards vs. LA Tech in WNIT first round
- Recorded a near triple-double with 20 points, 10 assists and seven rebounds vs. No. 16/15 Oregon
- Went off on her 20th birthday vs. Oral Roberts with a career-high 32 points
- Fourth in assists (4.4), sixth in free throw attempts (160), seventh in field goal attempts (405), 10th in assist/turnover ratio (1.5) and 15th in scoring (14.2) in the SEC
- In the NCAA, 42nd in total assists (149), which is the eighth most in single season as a Razorback
- Named 2022 SEC Freshman of the Year, first Arkansas player since 2009 (C'eria Ricketts)
- Won SEC Freshman of the Week four times last season
- Has registered 10 career 20-point games, including seven this season (one of those 30+)
- Finished third on the team in scoring and led the way in assists (96) as a freshman
- Led St. Thomas Aquinas to a state title during her senior season

### WHO IS SAMARA SPENCER?

- Majoring in recreation and sport management
- First Floridan to make up an Arkansas WBB roster since 2010
- Favorite foods: Steak or lasagna
- Favorite place to eat in Fayetteville: Tacos 4 Life
- Proudest accomplishment in basketball: winning SEC Freshman of the year last year

### #2 SPENCER, Samara

Opponent	Date	GS	MIN	Total		3-Pointers		Free throws		Rebounds			PF	A	TO	BLK	STL	PTS	AVG		
				FG-FGA	PCT	3FG-3FGA	PCT	FT-FTA	PCT	OFF	DEF	TOT								AVG	
at Ark.-Pine Bluff	11/07/2022	*	31:00	6-16	.375	1-7	.143	2-8	.250	0	4	4	4	0	0	0	0	15	15.0		
Central Ark.	11/11/2022	*	18:51	1-5	.200	0-2	.000	3-7	.429	0	2	2	3	0	2	0	0	5	10.0		
Tulsa	11/14/2022	*	39:04	3-16	.188	3-11	.273	4-6	.667	0	3	3	0	2	4	2	0	13	11.0		
Kent St.	11/17/2022	*	28:15	8-13	.615	3-6	.500	3-4	.750	0	7	7	4	0	1	7	2	0	22	13.8	
at Little Rock	11/20/2022	*	30:08	4-9	.444	0-4	.000	3-4	.750	0	7	7	4	6	6	0	0	11	13.2		
vs Northern Ariz.	11/24/2022	*	39:29	10-21	.476	3-7	.429	4-6	.667	0	4	4	4	5	1	2	2	0	4	27	15.5
vs Clemson	11/25/2022	*	27:30	1-5	.200	0-2	.000	1-6	.167	0	5	5	4	6	3	6	8	0	0	3	13.7
vs Kansas St.	11/26/2022	*	30:17	3-11	.273	0-6	.000	0-0	.000	1	7	8	5	0	3	4	3	0	3	6	12.8
Troy	12/01/2022	*	27:47	8-15	.533	3-8	.375	0-3	.000	0	3	3	4	8	1	6	3	0	1	19	13.4
Oral Roberts	12/04/2022	*	30:40	10-17	.588	6-8	.750	6-12	.500	1	1	2	4	5	1	3	2	1	3	32	15.3
Lamar University	12/08/2022	*	33:45	5-10	.500	1-3	.333	6-16	.375	0	0	0	4	1	4	5	0	0	17	15.5	
Arkansas St.	12/11/2022	*	40:00	5-12	.417	2-5	.400	7-10	.700	0	4	4	4	1	0	4	4	1	2	19	15.8
at Creighton	12/17/2022	*	36:38	10-17	.588	5-7	.714	1-4	.250	0	4	4	4	1	3	4	1	0	0	26	16.5
vs Oregon	12/20/2022	*	38:40	6-18	.333	2-6	.333	6-8	.750	0	7	7	4	3	5	10	2	0	1	20	16.8
vs South Fla.	12/21/2022	*	42:03	1-9	.111	0-5	.000	7-9	.778	0	6	6	4	4	1	3	4	2	1	9	16.3
LSU	12/29/2022	*	34:09	7-15	.467	3-7	.429	0-4	.000	0	1	1	4	2	2	1	4	0	1	17	16.3
at Kentucky	01/01/2023	*	33:22	1-8	.125	1-4	.250	3-4	.750	0	2	2	4	1	2	5	1	0	2	6	15.7
Florida	01/05/2023	*	34:19	6-11	.545	3-5	.600	1-1	1.000	0	4	4	4	1	2	6	4	0	0	16	15.7
at Missouri	01/08/2023	*	34:29	1-5	.200	0-4	.000	0-0	.000	0	9	9	4	3	1	6	0	0	2	2	15.0
Vanderbilt	01/16/2023	*	37:55	9-15	.600	2-6	.333	3-4	.750	1	4	5	4	4	2	3	3	1	0	23	15.4
at LSU	01/19/2023	*	35:27	7-15	.467	3-6	.500	1-2	1.000	0	2	2	4	2	3	6	0	0	1	13	15.3
at South Carolina	01/22/2023	*	29:26	7-15	.467	1-3	.333	0-0	.000	0	1	1	4	1	0	1	0	1	0	15	15.3
Alabama	01/26/2023	*	34:53	4-10	.400	2-3	.667	2-2	1.000	0	2	2	4	0	2	7	0	2	12	15.1	
Ole Miss	01/29/2023	*	42:57	6-13	.462	2-5	.400	2-2	1.000	0	5	5	4	0	1	6	3	1	3	16	15.2
at Auburn	02/05/2023	*	35:48	1-8	.125	0-4	.000	5-6	.833	0	6	6	4	1	3	4	7	0	1	7	14.8
at Vanderbilt	02/09/2023	*	37:31	1-8	.125	0-2	.000	0-0	.000	0	4	4	4	1	2	4	3	0	1	2	14.3
Missouri	02/12/2023	*	28:10	2-6	.333	0-3	.000	2-2	1.000	0	2	2	4	0	2	1	0	2	6	6	14.0
Tennessee	02/16/2023	*	33:49	4-13	.308	1-6	.167	1-2	.500	0	1	1	3	9	2	9	2	0	1	10	13.9
at Georgia	02/19/2023	*	36:05	0-8	.000	0-8	.000	0-0	.000	0	0	0	3	8	2	5	0	1	0	1	13.4
at Mississippi St.	02/23/2023	*	32:01	8-14	.571	4-7	.571	5-13	.385	0	2	2	3	7	5	1	2	0	3	25	13.8
Texas A&M	02/26/2023	*	35:31	7-15	.467	3-8	.375	2-5	.400	1	4	5	3	8	0	5	3	0	0	19	14.0
vs Missouri	03/02/2023	*	35:43	6-15	.400	2-7	.286	5-7	.714	0	5	5	3	8	0	4	0	2	0	19	14.1
vs South Carolina	03/03/2023	*	26:14	7-17	.412	2-4	.500	0-0	.000	0	2	2	3	8	3	1	3	0	2	16	14.2
Louisiana Tech	03/16/2023	*	34:03	5-14	.357	2-4	.500	2-3	.667	0	6	6	3	8	1	11	3	1	0	14	14.2
Totals			34	1146:01	168-419	.401	58-183	.317	88-160	.550	4	126	130	3.8	66	149	98	10	38	482	14.2

### Player Averages

Games Played	Minutes/game	Points/game	FG Pct	3FG Pct	FT Pct	Rebounds/game	Assists/game	Turnovers/game	Assist/Turnover ratio	Steals/game	Blocks/game
34	33.7	14.2	40.1	31.7	55.0	3.8	4.4	2.9	1.5	1.1	0.3

\* Most Recent

### CAREER STATISTICS

				Field Goals		3-Point		F-Throws		Rebounds									Scoring	
SEASON	TEAM	GP-GS	MIN/AVG	FG-FGA	FG%	3FG-3FGA	3FG%	FT-FTA	FT%	OFF	DEF	TOT	AVG	PF-FO	A	TO	BLK	STL	PTS	AVG
2021-22	Ark	31-27	930/30.0	138-325	.425	44-128	.344	59-98	.602	18	96	114	3.7	49-0	96	82	8	36	379	12.2
2022-23	Ark	34-34	1146/33.7	168-419	.401	58-183	.317	88-160	.550	4	126	130	3.8	66-2	149	98	10	38	482	14.2
TOTAL		65-61	2076/31.9	306-744	.411	102-311	.328	147-258	.570	22	222	244	3.8	115-2	245	180	18	74	861	13.2





4 Erynn Barnum | R-Sr. | 6-2 | F | Little Rock, Ark. (Little Rock Central HS)

2022-23 SEASON HIGHS	BARNUM BENCHMARK STATS				
	Points	37	vs. Ole Miss	1-29-23	
	FG Made	13	vs. Ole Miss	1-29-23	
	FG Att.	21	vs. Ole Miss	1-29-23	
	3FG Made	3	vs. Ole Miss	1-29-23*	
	3FG Att.	5	vs. Ole Miss	1-29-23	
	FT Made	9	vs. UCA	11-11-22	
	FT Att.	13	vs. Ole Miss	1-29-23*	
	Off. Reb.	6	at Vanderbilt	2-9-23*	
	Def. Reb.	9	at Little Rock	11-20-22	
	Rebounds	11	at Missouri	1-8-23*	
	Assists	7	at Kentucky	1-1-23	
	Blocks	3	vs. Missouri	2-12-23*	
	Steals	5	vs. Clemson	11-25-22	
	Minutes	43	vs. Ole Miss	1-29-23	

CAREER HIGHS	Points	37	vs. Ole Miss	1-29-23	
	FG Made	13	vs. Ole Miss	1-29-23	
	FG Att.	21	vs. Ole Miss	1-29-23	
	3FG Made	3	vs. Ole Miss	1-29-23*	
	3FG Att.	5	vs. Ole Miss	1-29-23	
	FT Made	9	vs. UCA	11-11-22	
	FT Att.	13	vs. Ole Miss	1-29-23*	
	Off. Reb.	6	at UAPB	11-7-22*	
	Def. Reb.	9	at Little Rock	11-20-22	
	Rebounds	12	vs. Utah	3-18-22*	
	Assists	7	at Kentucky	1-1-23	
	Blocks	4	vs. Little Rock	12-21-19*	
	Steals	5	vs. Clemson	11-25-22	
	Minutes	43	vs. Ole Miss	1-29-23	

SEC HIGHS	Points	37	vs. Ole Miss	1-29-23	
	FG Made	13	vs. Ole Miss	1-29-23	
	FG Att.	21	vs. Ole Miss	1-29-23	
	3FG Made	3	vs. Ole Miss	1-29-23	
	3FG Att.	5	vs. Ole Miss	1-29-23	
	FT Made	6	vs. Vanderbilt	1-16-23	
	FT Att.	11	vs. Vanderbilt	1-16-23	
	Off. Reb.	6	at Vanderbilt	2-9-23*	
	Def. Reb.	7	at Missouri	1-8-23	
	Rebounds	11	at Missouri	1-8-23	
	Assists	7	at Kentucky	1-1-23	
	Blocks	3	vs. Missouri	2-12-23*	
	Steals	3	vs. No. 1/1 SC	3-3-23*	
	Minutes	43	vs. Ole Miss	1-29-23	

NOTABLES	Stat	19-20	20-21	21-22	22-23	Career
	Double Figure Pts	4	9	5	27	45
	Double Figure Rebs	1	1	1	2	6
	Double-Doubles	1	1	-	2	4
	5+ Assists	-	-	-	3	3
	5+ Blocks	-	-	-	-	-
	5+ Steals	-	-	-	1	1
	Led Team in Pts	1	-	3	11	15
	Led Team in Reb	4	7	7	16	34
	20+ Points	-	-	-	9	9
	30+ Points	-	-	-	1	1

\* Most Recent

GAME NOTES

- Named to All-SEC Second Team
- Was one of 10 candidates for the Katrina McClain Award (best power forward in the country)
- Delivered 14 points, six rebounds and three assists vs. LA Tech in first round of WNIT
- Recorded career-high 37 points vs. Ole Miss to be the seventh most points scored by a Razorback in school history, while also surpassing 500 career rebounds
- Leads the team with nine 20-point games, never having one prior to this season
- Now an 1,000-point and 500-rebound club member, 18th Razorback in school history
- Was a perfect 8-of-8 vs. Arkansas State and 5-for-5 vs. Little Rock
- Third in FG percentage (.559), seventh in scoring (15.6) & 14th in rebounds (6.3) in the league
- In NCAA, sits 24th in free throw attempts (193) and 27th in FG percentage
- Ended 2021-22 season by matching a career-high 12 rebounds vs. Utah at the NCAA Tournament
- Averaged 7.6 points, 4.8 rebounds and 17.5 minutes per game last season

WHO IS ERYNN BARNUM?

- Majoring in recreation and sport management
- Played volleyball and was player of the year in high school
- Does her hair before every game
- One of eight siblings
- Born in Pasadena, Calif. and moved to Little Rock when she was 6
- Favorite food: shrimp alfredo

#4 BARNUM, Erynn

Opponent	Date	GS	MIN	Total		3-Pointers		Free throws		Rebounds			PF	A	TO	BLK	STL	PTS	AVG		
				FG-FGA	PCT	3FG-3FGA	PCT	FT-FTA	PCT	OFF	DEF	TOT									
at Ark.-Pine Bluff	11/07/2022	*	25:04	6-14	.429	0-0	.000	3-13	.231	6	5	11	11.0	2	1	2	0	4	15.0		
Central Ark.	11/11/2022	*	22:29	5-8	.625	0-1	.000	9-9	1.000	4	5	9	10.0	2	2	1	3	0	19	17.0	
Tulsa	11/14/2022	*	30:32	10-12	.833	0-0	.000	7-12	.583	3	5	8	9.3	3	0	1	1	2	27	20.0	
Kent St.	11/17/2022	*	21:02	9-13	.692	1-2	.500	1-1	1.000	2	4	6	8.5	0	1	1	1	0	20	20.0	
at Little Rock	11/20/2022	*	20:40	5-5	1.000	0-0	.000	5-6	.833	0	9	9	8.6	3	1	5	1	0	15	15.0	
vs Northern Ariz.	11/24/2022	*	23:03	3-9	.333	0-1	.000	1-2	.500	3	4	7	8.3	3	2	2	0	2	7	17.0	
vs Clemson	11/25/2022	*	25:33	4-5	.800	0-0	.000	6-9	.667	2	7	9	8.4	1	1	1	1	5	14	16.0	
vs Kansas St.	11/26/2022	*	28:44	7-9	.778	0-0	.000	3-5	.600	2	2	4	7.9	1	1	3	2	3	17	16.0	
Troy	12/01/2022	*	19:10	8-9	.889	0-1	.000	2-2	1.000	3	5	8	7.9	1	2	1	0	2	18	16.0	
Oral Roberts	12/04/2022	*	19:43	3-5	.600	0-0	.000	0-0	.000	2	3	5	7.6	3	4	1	1	0	6	15.0	
Lamar University	12/08/2022	*	33:51	2-4	.500	0-1	.000	1-4	.250	3	5	8	7.6	2	3	5	2	1	5	14.0	
Arkansas St.	12/11/2022	*	18:25	8-8	1.000	0-0	.000	0-0	.000	0	1	1	7.1	3	0	2	1	0	16	14.0	
at Creighton	12/17/2022	*	29:35	5-9	.556	0-0	.000	5-7	.714	1	1	2	6.7	2	4	0	2	2	15	14.0	
vs Oregon	12/20/2022	*	27:14	8-17	.471	3-4	.750	3-4	.750	5	4	9	6.9	4	0	0	1	0	22	15.0	
vs South Fla.	12/21/2022	*	39:26	9-17	.529	0-1	.000	3-6	.500	1	2	3	6.6	2	2	2	0	1	21	15.0	
LSU	12/29/2022	*	23:38	3-9	.333	0-2	.000	1-2	.500	0	4	4	6.4	3	1	1	0	0	7	15.0	
at Kentucky	01/01/2023	*	29:17	7-11	.636	0-0	.000	3-4	.750	4	4	8	6.5	2	7	3	3	0	17	15.0	
Florida	01/05/2023	*	24:35	5-8	.625	1-1	1.000	4-8	.500	2	6	8	6.6	4	6	1	1	1	15	15.0	
at Missouri	01/08/2023	*	36:41	9-13	.692	0-1	.000	3-7	.429	4	7	11	6.8	1	2	2	1	1	21	15.0	
Vanderbilt	01/16/2023	*	34:29	6-12	.500	0-0	.000	6-11	.545	4	5	9	7.0	2	5	1	2	3	18	15.0	
at LSU	01/19/2023	*	28:39	7-14	.500	1-4	.250	5-5	1.000	1	6	7	7.0	4	1	3	2	1	20	16.0	
at South Carolina	01/22/2023	*	20:00	3-11	.273	0-3	.000	5-6	.833	0	2	2	6.7	2	2	2	0	2	11	15.0	
Alabama	01/26/2023	*	33:58	8-14	.571	0-1	.000	4-6	.667	4	5	9	6.8	4	0	2	0	2	20	15.0	
Ole Miss	01/29/2023	*	42:42	13-21	.619	3-5	.600	8-13	.615	1	5	6	6.8	2	3	4	1	3	37	16.0	
at Auburn	02/05/2023	*	28:42	5-12	.417	0-0	.000	4-9	.444	6	3	9	6.9	3	0	4	0	1	14	16.0	
at Vanderbilt	02/09/2023	*	25:33	4-8	.500	0-0	.000	4-4	1.000	6	1	7	6.9	4	0	5	1	1	12	16.0	
Missouri	02/12/2023	*	29:36	4-7	.571	1-3	.333	5-6	.833	4	5	9	7.0	3	2	12	3	0	14	16.0	
Tennessee	02/16/2023	*	23:07	10-17	.588	1-3	.333	4-6	.667	0	1	1	6.8	3	0	0	1	0	25	16.0	
at Georgia	02/19/2023	*	27:03	6-12	.500	0-0	.000	4-5	.800	4	3	7	6.8	1	0	2	1	0	16	16.0	
at Mississippi St.	02/23/2023	*	20:04	3-8	.375	0-1	.000	3-3	1.000	2	3	5	6.7	3	1	2	0	1	9	16.0	
Texas A&M	02/26/2023	*	23:42	3-7	.429	1-2	.500	5-10	.500	2	3	5	6.6	4	1	1	1	1	12	16.0	
vs Missouri	03/02/2023	*	15:39	1-1	1.000	0-0	.000	2-4	.500	0	2	2	6.5	4	1	3	0	0	4	15.0	
vs South Carolina	03/03/2023	*	28:21	2-13	.154	1-4	.250	3-4	.750	1	0	1	6.3	2	3	1	2	3	8	15.0	
Louisiana Tech	03/16/2023	*	24:27	7-12	.583	0-2	.000	0-0	.000	0	6	6	6.3	2	3	2	1	0	14	15.0	
Totals			34	904:44	198-354	.559	13-43	.302	122-193	.632	82	133	215	6.3	85	62	78	36	42	531	15.6

Player Averages

Games Played	Minutes/game	Points/game	FG Pct	3FG Pct	FT Pct	Rebounds/game	Assists/game	Turnovers/game	Assist/Turnover ratio	Steals/game	Blocks/game
34	26.6	15.6	55.9	30.2	63.2	6.3	1.8	2.3	0.8	1.2	1.1

CAREER STATISTICS

				Field Goals		3-Point		F-Throws		Rebounds								Scoring		
SEASON	TEAM	GP-GS	MIN/AVG	FG-FGA	FG%	3FG-3FGA	3FG%	FT-FTA	FT%	OFF	DEF	TOT	AVG	PF-FO	A	TO	BLK	STL	PTS	AVG
2019-20	Ark	27-0	306/11.3	50-98	.510	3-7	.429	31-52	.596	31	76	107	4.0	26-0	5	11	28	15	134	5.0
2020-21	Ark	28-0	455/16.3	85-145	.586	1-7	.143	44-87	.506	34	94	128	4.6	56-0	11	30	23	21	215	7.7
2021-22	Ark	22-10	385/17.5	55-134	.410	3-16	.188	55-80	.688	35	70	105	4.8	32-0	18	26	12	20	168	7.6
2022-23	Ark	34-34	905/26.6	198-354	.559	13-43	.302	122-193	.632	82	133	215	6.3	85-0	62	78	36	42	531	15.6
TOTAL		111-44	2052/18.5	388-731	.531	20-73	.274	252-412	.612	182	373	555	5.0	199-0	96	145	99	98	1048	9.4





## 11 Rylee Langerman | Jr. | 5-9 | G | Norman, Okla. (Christian Heritage HS)

### LANGERMAN BENCHMARK STATS

Points	10	vs. Tulsa	11-14-22
FG Made	3	vs. UCA	11-11-22
FG Att.	7	vs. Tulsa	11-14-22
3FG Made	2	at Kentucky	1-1-23*
3FG Att.	5	vs. Tulsa	11-14-22
FT Made	4	vs. Tulsa	11-14-22
FT Att.	6	vs. Tulsa	11-14-22
Off. Reb.	4	vs. #16 Oregon	12-21-22*
Def. Reb.	7	vs. No. 1/1 SC	3-3-23
Rebounds	7	vs. No. 1/1 SC	3-3-23*
Assists	3	vs. Troy	12-1-22
Blocks	1	vs. LA Tech	3-16-23*
Steals	4	vs. USF	12-21-22*
Minutes	25	vs. #16 Oregon	12-20-22*

Points	17	vs. Missouri	1-9-22
FG Made	6	vs. Missouri	1-9-22
FG Att.	10	vs. Missouri	1-9-22
3FG Made	5	vs. Missouri	1-9-22
3FG Att.	6	vs. Missouri	1-9-22
FT Made	4	vs. Tulsa	11-14-22*
FT Att.	6	vs. Tulsa	11-14-22
Off. Reb.	5	vs. Auburn	2-10-22
Def. Reb.	7	vs. No. 1/1 SC	3-3-23*
Rebounds	11	at Texas A&M	2-3-22
Assists	4	vs. UCA	12-13-20
Blocks	2	vs. Missouri	3-3-22
Steals	4	vs. USF	12-20-22*
Minutes	34	at Florida	2-17-22

Points	17	vs. Missouri	1-9-22
FG Made	6	vs. Missouri	1-9-22
FG Att.	10	vs. Missouri	1-9-22
3FG Made	5	vs. Missouri	1-9-22
3FG Att.	6	vs. Missouri	1-9-22
FT Made	3	vs. Florida	1-5-23
FT Att.	5	vs. Florida	1-5-23
Off. Reb.	5	vs. Auburn	2-10-22
Def. Reb.	7	vs. No. 1/1 SC	3-3-23*
Rebounds	11	at Texas A&M	2-3-22
Assists	3	vs. #12/11 LSU	1-27-2
Blocks	2	vs. Missouri	3-3-22
Steals	4	at Missouri	2-13-22
Minutes	34	at Florida	2-17-22

Stat	20-21	21-22	22-23	Career
Double Figure Pts	-	1	1	2
Double Figure Rebs	-	1	-	1
Double-Doubles	-	-	-	-
5 + Assists	-	-	-	-
5 + Blocks	-	-	-	-
5 + Steals	-	-	-	-
Led Team in Pts	-	-	-	-
Led Team in Reb	-	2	1	3
20 + Points	-	-	-	-
30+ Points	-	-	-	-

\* Most Recent

### GAME NOTES

- SEC Community Service Team recipient for second year & a CSC Academic All-District Team member
- Registered four rebounds and one block vs. LA Tech in WNIT first round
- Hit a huge 3-pointer at start of fourth quarter vs. Missouri, logging four rebounds and two steals
- Glue girl on the team, known for being the player that holds everything together
- Hustle-type or game changing plays are called "Rylees"
- Has matched a career-high four steals in three games this season
- Logged 10 points, five rebounds and four steals against Tulsa
- Leads the bench with minutes logged per game, averaging 17.5 per game
- Averaged 3.2 points and 3.7 rebounds across 19.2 minutes played per game as a sophomore

### WHO IS RYLEE LANGERMAN?

- Majoring in biology
- Easily a fan favorite for the work she has done in the community, serving as an inspiration especially for those who also have Alopecia
- Has a twin brother named Ryan who played basketball and golf
- Chose Arkansas because of the atmosphere and culture
- Can play the guitar
- Favorite place to eat in Fayetteville: Sassy's BBQ

### #11 LANGERMAN, Rylee

22 - LAMAR UNIVERSITY, RYAN																				
Opponent	Date	GS	MIN	Total		3-Pointers		Free throws		Rebounds				PF	A	TO	BLK	STL	PTS	AVG
				FG-FGA	PCT	3FG-3FGA	PCT	FT-FTA	PCT	OFF	DEF	TOT	AVG							
at Ark.-Pine Bluff	11/07/2022		22:50	1-1	1.000	0-0	.000	2-4	.500	4	2	6	6.0	3	0	2	0	4	4	4.0
Central Ark.	11/11/2022		24:26	3-5	.600	2-4	.500	1-3	.333	0	4	4	5.0	2	0	1	0	0	9	6.5
Tulsa	11/14/2022		22:35	2-7	.286	2-5	.400	4-6	.667	2	3	5	5.0	3	1	0	0	4	10	7.7
Kent St.	11/17/2022		19:11	2-5	.400	1-3	.333	0-0	.000	1	1	2	4.3	1	2	1	0	0	5	7.0
at Little Rock	11/20/2022		13:45	1-1	1.000	0-0	.000	1-2	.500	0	0	0	3.4	1	0	0	0	0	3	6.2
vs Northern Ariz.	11/24/2022		20:56	1-3	.333	0-1	.000	1-2	.500	0	2	2	3.2	1	1	1	0	0	3	5.7
vs Clemson	11/25/2022		18:49	1-1	1.000	0-0	.000	1-2	.500	0	0	0	2.7	4	0	0	0	0	3	5.3
vs Kansas St.	11/26/2022		11:39	0-0	.000	0-0	.000	0-0	.000	0	4	4	2.9	2	0	0	0	0	0	4.6
Troy	12/01/2022		15:55	0-2	.000	0-2	.000	1-2	.500	1	4	5	3.1	2	3	2	0	0	1	4.2
Oral Roberts	12/04/2022		16:32	1-4	.250	0-2	.000	1-2	.500	3	2	5	3.3	2	1	0	0	2	3	4.1
Lamar University	12/08/2022		18:13	0-2	.000	0-2	.000	0-0	.000	1	5	6	3.5	0	0	1	1	0	1	3.7
Arkansas St.	12/11/2022		18:56	2-5	.400	0-2	.000	1-2	.500	3	2	5	3.7	2	1	1	0	0	5	3.8
at Creighton	12/17/2022		25:27	2-3	.667	2-3	.667	0-0	.000	1	4	5	3.8	1	0	0	0	0	6	4.0
vs Oregon	12/20/2022		24:57	2-4	.500	2-2	1.000	1-2	.500	4	3	7	4.0	2	0	3	0	0	7	4.2
vs South Fla.	12/21/2022		17:59	0-2	.000	0-2	.000	0-0	.000	2	1	3	3.9	3	1	0	0	4	0	3.9
LSU	12/29/2022		17:16	0-1	.000	0-0	.000	0-0	.000	1	1	2	3.8	2	0	1	0	2	0	3.7
at Kentucky	01/01/2023		22:54	2-4	.500	2-3	.667	0-0	.000	2	5	7	4.0	0	1	1	0	1	6	3.8
Florida	01/05/2023		18:46	2-4	.500	1-2	.500	3-5	.600	1	2	3	3.9	3	2	1	0	2	8	4.1
at Missouri	01/08/2023		17:08	1-3	.333	1-2	.500	0-0	.000	2	2	4	3.9	2	0	0	0	2	3	4.0
Vanderbilt	01/16/2023		15:35	0-3	.000	0-2	.000	1-2	.500	1	2	3	3.9	2	0	0	1	1	1	3.9
at LSU	01/19/2023		14:59	0-2	.000	0-1	.000	0-0	.000	0	2	2	3.8	1	0	0	0	1	0	3.7
at South Carolina	01/22/2023		20:05	0-1	.000	0-1	.000	0-0	.000	1	1	2	3.7	4	0	1	0	0	0	3.5
Alabama	01/26/2023		15:23	0-2	.000	0-1	.000	0-0	.000	0	0	0	3.6	1	0	0	0	1	0	3.3
Ole Miss	01/29/2023		15:16	0-0	.000	0-0	.000	0-0	.000	0	3	3	3.5	4	0	0	0	2	0	3.2
at Auburn	02/05/2023		13:57	0-1	.000	0-1	.000	1-2	.500	0	1	1	3.4	4	1	1	0	1	1	3.1
at Vanderbilt	02/09/2023		10:40	0-0	.000	0-0	.000	0-0	.000	1	3	4	3.5	1	1	1	0	0	0	3.0
Missouri	02/12/2023		13:28	1-2	.500	1-2	.500	0-0	.000	1	3	4	3.5	1	1	1	0	1	3	3.0
Tennessee	02/16/2023		14:59	0-3	.000	0-3	.000	0-0	.000	0	2	2	3.4	3	0	0	0	0	0	2.9
at Georgia	02/19/2023		12:27	0-0	.000	0-0	.000	0-0	.000	0	1	0	1	3.3	2	0	1	0	0	2.8
at Mississippi St.	02/23/2023		16:48	0-1	.000	0-1	.000	2-2	1.000	0	1	1	3.3	1	1	0	0	1	2	2.8
Texas A&M	02/26/2023		11:13	0-2	.000	0-2	.000	0-0	.000	1	1	2	3.2	1	0	0	0	0	0	2.7
vs Missouri	03/02/2023		15:39	1-2	.500	1-2	.500	0-0	.000	1	3	4	3.3	2	0	2	0	2	3	2.7
vs South Carolina	03/03/2023		18:21	0-0	.000	0-0	.000	0-0	.000	0	7	7	3.4	1	0	1	0	0	0	2.6
Louisiana Tech	03/16/2023		14:18	0-2	.000	0-1	.000	0-0	.000	1	3	4	3.4	0	0	0	0	1	0	2.5
Totals			0	591:21	25-78	.321	15-52	.288	21-38	.553	36	79	115	3.4	64	17	23	4	32	86

### Player Averages

Games Played	Minutes/game	Points/game	FG Pct	3FG Pct	FT Pct	Rebounds/game	Assists/game	Turnovers/game	Assist/Turnover ratio	Steals/game	Blocks/game
34	17.4	2.5	32.1	28.8	55.3	3.4	0.5	0.7	0.7	0.9	0.1

### CAREER STATISTICS

SEASON	TEAM	GP-GS	MIN/AVG	Field Goals FG-FGA FG%	3-Point 3FG-3FGA 3FG%	F-Throws FT-FTA FT%	Rebounds OFF DEF TOT AVG	Scoring PF-FO A TO BLK STL PTS AVG
2020-21	Ark	13-0	91/7.0	5-16 .313	4-10 .400	2-4 .500	2 12 14 1.1	10-0 7 9 1 1 16 1.2
2021-22	Ark	32-7	613/19.2	36-97 .371	16-50 .320	13-23 .565	41 78 119 3.7	83-2 30 31 11 28 101 3.2
2022-23	Ark	34-0	591/17.4	25-78 .321	15-52 .288	21-38 .553	36 79 115 3.4	64-0 17 23 4 32 86 2.5
TOTAL		79-7	1295/16.4	66-191 .346	35-112 .313	36-65 .554	79 169 248 3.1	157-2 54 63 16 61 203 2.6





20 Karley Johnson | Fr. | 5-9 | G | Mustang, Okla. (Mustang HS)

JOHNSON BENCHMARK STATS

2022-23 SEASON HIGHS

Points	1	at Little Rock	11-20-22
FG Made	N/A		
FG Att.	1	vs. Oral Roberts	12-4-22
3FG Made	N/A		
3FG Att.	N/A		
FT Made	1	at Little Rock	11-20-22
FT Att.	1	at Little Rock	11-20-22
Off. Reb.	1	vs. Troy	12-1-22
Def. Reb.	1	vs. Kent State	11-17-22
Rebounds	1	vs. Troy	12-1-22*
Assists	1	at Little Rock	11-20-22
Blocks	N/A		
Steals	1	at Little Rock	11-20-22*
Minutes	6	vs. Troy	12-1-22*

CAREER HIGHS

Points	1	at Little Rock	11-20-22
FG Made	N/A		
FG Att.	1	vs. Oral Roberts	12-4-22
3FG Made	N/A		
3FG Att.	N/A		
FT Made	1	at Little Rock	11-20-22
FT Att.	1	at Little Rock	11-20-22
Off. Reb.	1	vs. Troy	12-1-22
Def. Reb.	1	vs. Kent State	11-17-22
Rebounds	1	vs. Troy	12-1-22*
Assists	1	at Little Rock	11-20-22
Blocks	N/A		
Steals	1	at Little Rock	11-20-22*
Minutes	6	vs. Troy	12-1-22*

SEC HIGHS

Points	N/A		
FG Made	N/A		
FG Att.	N/A		
3FG Made	N/A		
3FG Att.	N/A		
FT Made	N/A		
FT Att.	N/A		
Off. Reb.	N/A		
Def. Reb.	N/A		
Rebounds	N/A		
Assists	N/A		
Blocks	N/A		
Steals	N/A		
Minutes	2	vs. Florida	1-5-23

NOTABLES

Stat	22-23	Career
Double Figure Pts	-	-
Double Figure Rebs	-	-
Double-Doubles	-	-
5 + Assists	-	-
5 + Blocks	-	-
5 + Steals	-	-
Led Team in Pts	-	-
Led Team in Reb	-	-
20 + Points	-	-
30+ Points	-	-

\* Most Recent

GAME NOTES

- Has appeared in nine games as a true freshman, most recently against Louisiana Tech in WNIT
- Scored first collegiate point at Little Rock where she had a free throw in six minutes played
- Lone member of the fall 2021 signing class
- Recognized as a 2022 McDonald's All-American nominee
- Tabbed a four-time Oklahoman's Super 5 Honorable Mention choice
- As a senior at Mustang, averaged 12.3 points, 4.3 rebounds and 3.1 assists per game
- Only needed two years to eclipse 1,000 points, doing so as a sophomore

WHO IS KARLEY JOHNSON?

- One of eight children
- Hidden talent: can juggle
- Favorite TV show: Criminal Minds
- Pregame ritual: puts everything on left to right
- Has English bulldogs named Roxie and Gus and a cat named Toast

#20 JOHNSON, Karley

Opponent	Date	GS	MIN	Total		3-Pointers		Free throws		Rebounds				PF	A	TO	BLK	STL	PTS	AVG
				FG-FGA	PCT	3FG-3FGA	PCT	FT-FTA	PCT	OFF	DEF	TOT	AVG							
Central Ark.	11/11/2022		02:37	0-0	.000	0-0	.000	0-0	.000	0	0	0	0.0	0	0	0	0	1	0	0.0
Kent St.	11/17/2022		02:33	0-0	.000	0-0	.000	0-0	.000	0	1	1	0.5	0	0	0	0	0	0	0.0
at Little Rock	11/20/2022		06:19	0-0	.000	0-0	.000	1-2	.500	0	0	0	0.3	0	1	0	0	1	1	0.3
vs Kansas St.	11/26/2022		00:47	0-0	.000	0-0	.000	0-0	.000	0	0	0	0.3	0	0	0	0	0	0	0.3
Troy	12/01/2022		05:38	0-0	.000	0-0	.000	0-0	.000	1	0	1	0.4	0	0	0	0	0	0	0.2
Oral Roberts	12/04/2022		02:43	0-1	.000	0-0	.000	0-0	.000	0	0	0	0.3	0	0	0	0	0	0	0.2
Florida	01/05/2023		01:50	0-0	.000	0-0	.000	0-0	.000	0	0	0	0.3	1	0	0	0	0	0	0.1
Missouri	02/12/2023		01:25	0-0	.000	0-0	.000	0-0	.000	0	0	0	0.3	0	0	0	0	0	0	0.1
Louisiana Tech	03/16/2023		01:24	0-0	.000	0-0	.000	0-0	.000	0	0	0	0.2	0	0	0	0	0	0	0.1
Totals			0 25:16	0-1	.000	0-0	.000	1-2	.500	1	1	2	0.2	1	1	0	0	2	1	0.1

Player Averages

Games Played	Minutes/ game	Points/ game	FG Pct	3FG Pct	FT Pct	Rebounds/ game	Assists/ game	Turnovers/ game	Assist/Turnover ratio	Steals/ game	Blocks/ game
9	2.8	0.1	0.0	0.0	50.0	0.2	0.1	0.0	1.0	0.2	0.0

CAREER STATISTICS

				Field Goals		3-Point		F-Throws		Rebounds									Scoring	
SEASON	TEAM	GP-GS	MIN/AVG	FG-FGA	FG%	3FG-3FGA	3FG%	FT-FTA	FT%	OFF	DEF	TOT	AVG	PF-FO	A	TO	BLK	STL	PTS	AVG
2022-23	Ark	9-0	25/2.8	0-1	.000	0-0	.000	1-2	.500	1	1	2	0.2	1-0	1	0	0	2	1	0.1
TOTAL		9-0	25/2.8	0-1	.000	0-0	.000	1-2	.500	1	1	2	0.2	1-0	1	0	0	2	1	0.1





**21** Loren Lindsey | Fr. | 5-11 | G | Fayetteville, Ark. (Fayetteville HS)

## LINDSEY BENCHMARK STATS

2022-23 SEASON HIGHS	Points	N/A		
	FG Made	N/A		
	FG Att.	N/A		
	3FG Made	N/A		
	3FG Att.	N/A		
	FT Made	N/A		
	FT Att.	N/A		
	Off. Reb.	N/A		
	Def. Reb.	1	vs. LA Tech	3-16-23
	Rebounds	1	vs. LA Tech	3-16-23
	Assists	N/A		
	Blocks	N/A		
	Steals	N/A		
	Minutes	5	at Little Rock	11-20-22

CAREER HIGHS	Points	N/A		
	FG Made	N/A		
	FG Att.	N/A		
	3FG Made	N/A		
	3FG Att.	N/A		
	FT Made	N/A		
	FT Att.	N/A		
	Off. Reb.	N/A		
	Def. Reb.	1	vs. LA Tech	3-16-23
	Rebounds	1	vs. LA Tech	3-16-23
	Assists	N/A		
	Blocks	N/A		
	Steals	N/A		
	Minutes	5	at Little Rock	11-20-22

SEC HIGHS	Points	N/A		
	FG Made	N/A		
	FG Att.	N/A		
	3FG Made	N/A		
	3FG Att.	N/A		
	FT Made	N/A		
	FT Att.	N/A		
	Off. Reb.	N/A		
	Def. Reb.	N/A		
	Rebounds	N/A		
	Assists	N/A		
	Blocks	N/A		
	Steals	N/A		
	Minutes	2	vs. Florida	1-5-23

NOTABLES	Stat	22-23	Career
	Double Figure Pts	-	-
	Double Figure Rebs	-	-
	Double-Doubles	-	-
	5 + Assists	-	-
	5 + Blocks	-	-
	5 + Steals	-	-
	Led Team in Pts	-	-
	Led Team in Reb	-	-
	20 + Points	-	-
	30+ Points	-	-

\* Most Recent

## GAME NOTES

- Has appeared in eight games this season, including in the WNIT first round game vs. Louisiana Tech
- Played season-high five minutes at Little Rock
- One of two freshmen on the team
- Talented player out of Fayetteville High School, coming to Arkansas as a walk-on
- Tabbed to All-Conference 6A West All-Defensive Team
- Northwest Arkansas Democrat Gazette Player of the Week (Feb. 2, 2022)

## WHO IS LOREN LINDSEY?

- Finance major
- Grew up in Northwest Arkansas so it was always a dream to play for the Razorbacks, especially with her grandad, dad, uncle and cousins all playing football here
- Favorite pair of shoes she owns is her Jordans
- Favorite food is hibachi and best restaurant in Fayetteville is Kobe
- Favorite movie: Hoosiers

## #21 LINDSEY, Loren

Opponent	Date	GS	MIN	Total		3-Pointers		Free throws		Rebounds				PF	A	TO	BLK	STL	PTS	AVG
				FG-FGA	PCT	3FG-3FGA	PCT	FT-FTA	PCT	OFF	DEF	TOT	AVG							
Central Ark.	11/11/2022		01:11	0-0	.000	0-0	.000	0-0	.000	0	0	0	0.0	0	0	0	0	0	0	0.0
at Little Rock	11/20/2022		04:56	0-0	.000	0-0	.000	0-0	.000	0	0	0	0.0	0	0	0	0	0	0	0.0
vs Kansas St.	11/26/2022		00:47	0-0	.000	0-0	.000	0-0	.000	0	0	0	0.0	0	0	0	0	0	0	0.0
Troy	12/01/2022		02:13	0-0	.000	0-0	.000	0-0	.000	0	0	0	0.0	0	0	0	0	0	0	0.0
Oral Roberts	12/04/2022		02:06	0-0	.000	0-0	.000	0-0	.000	0	0	0	0.0	0	0	0	0	0	0	0.0
Florida	01/05/2023		01:38	0-0	.000	0-0	.000	0-0	.000	0	0	0	0.0	0	0	0	0	0	0	0.0
Missouri	02/12/2023		01:25	0-0	.000	0-0	.000	0-0	.000	0	0	0	0.0	0	0	0	0	0	0	0.0
Louisiana Tech	03/16/2023		01:24	0-0	.000	0-0	.000	0-0	.000	0	1	1	0.1	0	0	0	0	0	0	0.0
<b>Totals</b>			<b>0 15:40</b>	<b>0-0</b>	<b>.000</b>	<b>0-0</b>	<b>.000</b>	<b>0-0</b>	<b>.000</b>	<b>0</b>	<b>1</b>	<b>1</b>	<b>0.1</b>	<b>0</b>	<b>0</b>	<b>0</b>	<b>0</b>	<b>0</b>	<b>0</b>	<b>0.0</b>

## Player Averages

Games Played	Minutes/game	Points/game	FG Pct	3FG Pct	FT Pct	Rebounds/game	Assists/game	Turnovers/game	Assist/Turnover ratio	Steals/game	Blocks/game
8	2.0	0.0	0.0	0.0	0.0	0.1	0.0	0.0	0.0	0.0	0.0

## CAREER STATISTICS

				Field Goals		3-Point		F-Throws		Rebounds				Scoring						
SEASON	TEAM	GP-GS	MIN/AVG	FG-FGA	FG%	3FG-3FGA	3FG%	FT-FTA	FT%	OFF	DEF	TOT	AVG	PF-FO	A	TO	BLK	STL	PTS	AVG
2022-23	Ark	8-0	16/2.0	0-0	.000	0-0	.000	0-0	.000	0	1	1	0.1	0-0	0	0	0	0	0	0.0
<b>TOTAL</b>		<b>8-0</b>	<b>16/2.0</b>	<b>0-0</b>	<b>.000</b>	<b>0-0</b>	<b>.000</b>	<b>0-0</b>	<b>.000</b>	<b>0</b>	<b>1</b>	<b>1</b>	<b>0.1</b>	<b>0-0</b>	<b>0</b>	<b>0</b>	<b>0</b>	<b>0</b>	<b>0</b>	<b>0.0</b>





22 Avery Hughes | Sr. | 5-7 | G | Bentonville, Ark. (Bentonville HS)

HUGHES BENCHMARK STATS

2022-23 SEASON HIGHS

Points	4	vs. Troy	12-1-22
FG Made	1	vs. Troy	12-1-22
FG Att.	2	vs. Kent State	11-17-22
3FG Made	N/A		
3FG Att.	N/A		
FT Made	2	vs. Florida	1-5-22*
FT Att.	4	vs. Florida	1-5-22
Off. Reb.	N/A		
Def. Reb.	N/A		
Rebounds	N/A		
Assists	1	vs. Kent State	11-17-22
Blocks	N/A		
Steals	N/A		
Minutes	5	at Little Rock	11-20-22

CAREER HIGHS

Points	6	vs. UAPB	12-21-20*
FG Made	2	vs. UAPB	12-21-20*
FG Att.	4	vs. Tulsa	12-11-19
3FG Made	2	vs. UAPB	12-21-20*
3FG Att.	3	vs. Tulsa	12-11-19
FT Made	2	vs. Troy	12-1-22*
FT Att.	2	vs. Oral Roberts	12-4-22*
Off. Reb.	N/A		
Def. Reb.	1	vs. Kentucky	2-20-22*
Rebounds	1	vs. Kentucky	2-20-22*
Assists	2	vs. UAPB	12-21-20*
Blocks	N/A		
Steals	1	vs. ULM	12-3-20*
Minutes	10	vs. UAPB	12-21-20*

SEC HIGHS

Points	3	vs. Alabama	2-28-21
FG Made	1	at Ole Miss	2-16-20
FG Att.	1	vs. LSU	1-27-22*
3FG Made	N/A		
3FG Att.	1	vs. LSU	1-27-22*
FT Made	3	vs. Alabama	2-28-21
FT Att.	3	vs. Alabama	2-28-21
Off. Reb.	N/A		
Def. Reb.	1	vs. Kentucky	2-20-22
Rebounds	1	vs. Kentucky	2-20-22
Assists	N/A		
Blocks	N/A		
Steals	N/A		
Minutes	4	at Vanderbilt	1-19-20

NOTABLES

Stat	19-20	20-21	21-22	22-23	Career
Double Figure Pts	-	-	-	-	-
Double Figure Rebs	-	-	-	-	-
Double-Doubles	-	-	-	-	-
5 + Assists	-	-	-	-	-
5 + Blocks	-	-	-	-	-
5 + Steals	-	-	-	-	-
Led Team in Pts	-	-	-	-	-
Led Team in Reb	-	-	-	-	-
20 + Points	-	-	-	-	-
30+ Points	-	-	-	-	-

\* Most Recent

GAME NOTES

- Coming off two minutes played vs. Louisiana Tech in WNIT first round game
- Played 22 seconds on her Senior Day after playing as No. 22 for four seasons
- Logged two points against Florida, gathering her points at the free throw line
- Former walk-on who earned a scholarship prior to the 2021-22 season
- Dropped a career-best six points on UAPB, hitting two threes in 2020-21
- Finished her career as Bentonville's second leading scorer and set single game records for points (34) and free throws (20-for-22)
- Honors include All-Arkansas Second-Team, All-Northwest Arkansas First-Team, Gatorade Player of the Week, two KURM Dream Team selections and team captain honors as a senior

WHO IS AVERY HUGHES?

- Nursing major
- Her proudest accomplishment is earning a scholarship as a walk-on
- Mother played basketball at Arkansas State
- Ran track and was a two-time state champion
- Calls the Arkansas faithful the best fans in the world
- Loves playing for Coach Neighbors because he lets the team make decisions for themselves, which helps her grow into the person she wants to be

#22 HUGHES, Avery

Opponent	Date	GS	MIN	Total		3-Pointers		Free throws		Rebounds				PF	A	TO	BLK	STL	PTS	AVG	
				FG-FGA	PCT	3FG-3FGA	PCT	FT-FTA	PCT	OFF	DEF	TOT	AVG								
Kent St.	11/17/2022		03:17	0-2	.000	0-0	.000	0-0	.000	0	0	0	0.0	0	1	1	0	0	0	0.0	
at Little Rock	11/20/2022		05:04	0-1	.000	0-0	.000	2-2	1.000	0	0	0	0.0	2	0	0	0	0	2	1.0	
vs Kansas St.	11/26/2022		00:47	0-0	.000	0-0	.000	0-0	.000	0	0	0	0.0	1	0	0	0	0	0	0.7	
Troy	12/01/2022		03:22	1-1	1.000	0-0	.000	2-2	1.000	0	0	0	0.0	0	0	0	0	0	4	1.5	
Oral Roberts	12/04/2022		03:52	0-0	.000	0-0	.000	1-2	.500	0	0	0	0.0	0	0	1	0	0	1	1.4	
LSU	12/29/2022		02:31	0-0	.000	0-0	.000	0-0	.000	0	0	0	0.0	0	0	0	0	0	0	1.2	
at Kentucky	01/01/2023		00:40	0-0	.000	0-0	.000	0-0	.000	0	0	0	0.0	0	0	0	0	1	0	0	1.0
Florida	01/05/2023		02:43	0-0	.000	0-0	.000	2-4	.500	0	0	0	0.0	0	0	0	0	0	2	1.1	
at Auburn	02/05/2023		00:08	0-0	.000	0-0	.000	0-0	.000	0	0	0	0.0	0	0	0	0	0	0	1.0	
Missouri	02/12/2023		02:08	0-0	.000	0-0	.000	0-0	.000	0	0	0	0.0	1	0	1	0	0	0	0.9	
Tennessee	02/16/2023		00:21	0-0	.000	0-0	.000	0-0	.000	0	0	0	0.0	0	0	0	0	0	0	0.8	
Texas A&M	02/26/2023		00:22	0-0	.000	0-0	.000	0-0	.000	0	0	0	0.0	0	0	0	0	0	0	0.8	
Louisiana Tech	03/16/2023		02:01	0-0	.000	0-0	.000	0-0	.000	0	0	0	0.0	1	0	0	0	0	0	0.7	
Totals		0	27:16	1-4	.250	0-0	.000	7-10	.700	0	0	0	0.0	5	1	4	0	0	9	0.7	


Player Averages

Games Played	Minutes/game	Points/game	FG Pct	3FG Pct	FT Pct	Rebounds/game	Assists/game	Turnovers/game	Assist/Turnover ratio	Steals/game	Blocks/game
13	2.1	0.7	25.0	0.0	70.0	0.0	0.1	0.3	0.3	0.0	0.0

CAREER STATISTICS

				Field Goals		3-Point		F-Throws		Rebounds										Scoring	
SEASON	TEAM	GP-GS	MIN/AVG	FG-FGA	FG%	3FG-3FGA	3FG%	FT-FTA	FT%	OFF	DEF	TOT	AVG	PF-FO	A	TO	BLK	STL	PTS	AVG	
2019-20	Ark	14-0	50/3.6	8-16	.500	3-9	.333	1-1	1.000	0	0	0	0.0	8-0	2	8	0	0	20	1.4	
2020-21	Ark	7-0	45/6.4	3-7	.429	3-6	.500	3-3	1.000	0	2	2	0.3	2-0	5	3	0	2	12	1.7	
2021-22	Ark	14-0	38/2.7	0-4	.000	0-2	.000	1-2	.500	0	2	2	0.1	3-0	2	2	0	1	1	0.1	
2022-23	Ark	13-0	27/2.1	1-4	.250	0-0	.000	7-10	.700	0	0	0	0.0	5-0	1	4	0	0	9	0.7	
TOTAL		48-0	160/3.3	12-31	.387	6-17	.353	12-16	.750	0	4	4	0.1	18-0	10	17	0	3	42	0.9	





## 24 Jersey Wolfenbarger | So. | 6-5 | G/F | Fort Smith, Ark. (Northside HS)

### WOLFENBARGER BENCHMARK STATS

Points	15	vs. A-State	12-11-22
FG Made	4	vs. Texas A&M	2-26-23*
FG Att.	9	vs. Lamar	12-8-22
3FG Made	3	vs. Troy	12-1-22
3FG Att.	5	vs. Troy	12-1-22
FT Made	5	vs. A-State	12-11-22*
FT Att.	6	vs. A-State	12-11-22
Off. Reb.	4	at UAPB	11-7-22
Def. Reb.	9	vs. Oral Roberts	12-4-22
Rebounds	12	vs. Oral Roberts	12-4-22
Assists	1	at Georgia	2-19-23*
Blocks	4	vs. Oral Roberts	12-4-22
Steals	2	vs. Lamar	12-8-22
Minutes	36	vs. A-State	12-11-22

Points	16	vs. UCA	12-18-21*
FG Made	7	vs. UCA	12-18-21
FG Att.	14	vs. #25 Georgia	2-24-22
3FG Made	3	vs. Troy	12-1-22*
3FG Att.	11	at #7 Tennessee	1-31-22
FT Made	5	vs. A-State	12-11-22*
FT Att.	6	at A-State	12-11-22*
Off. Reb.	4	at UAPB	11-7-22*
Def. Reb.	9	vs. Oral Roberts	12-4-22
Rebounds	12	vs. Oral Roberts	12-4-22
Assists	4	vs. #12 LSU	1-27-22
Blocks	4	vs. Oral Roberts	12-4-22
Steals	3	vs. Missouri	3-3-22*
Minutes	36	vs. A-State	12-11-21

Points	13	at Miss. State	2-27-22
FG Made	6	at Miss. State	2-27-22*
FG Att.	14	vs. #25 Georgia	2-24-22
3FG Made	3	at #7 Tennessee	1-31-22*
3FG Att.	11	at #7 Tennessee	1-31-22
FT Made	3	vs. Missouri	3-3-22*
FT Att.	6	at Florida	2-17-22
Off. Reb.	3	vs. #9/9 LSU	12-29-22*
Def. Reb.	8	at Missouri	2-13-22
Rebounds	11	at Missouri	2-13-22
Assists	4	vs. #12 LSU	1-27-22
Blocks	3	vs. #1 SC	3-4-22
Steals	3	vs. Missouri	3-3-22*
Minutes	30	at Missouri	2-13-22

Stat	21-22	22-23	Career
Double Figure Pts	12	2	14
Double Figure Rebs	2	1	3
Double-Doubles	2	-	2
5+ Assists	-	-	-
5+ Blocks	-	-	-
5+ Steals	-	-	-
Led Team in Pts	-	-	-
Led Team in Reb	4	2	6
20+ Points	-	-	-
30+ Points	-	-	-

\* Most Recent

### GAME NOTES

- Registered six points, three rebounds and two blocks vs. Louisiana Tech in WNIT first round
- Logged nine points, including going on a 7-0 run, with three rebounds vs. Texas A&M
- Started three games, averaging 9.3 points, 8.0 rebounds & 2.7 blocks per game through that stretch
- Tabbed to the SEC All-Freshman team in 2022
- Registered back-to-back double-doubles (at Missouri, 12p-11r and at Texas A&M, 12p-10r)
- Averaged 7.5 points, 4.3 rebounds, 1.1 assists and 0.9 blocks per game in her first season
- No. 7 overall recruit and No. 1 wing player in the ESPN HoopGurlz 2021 recruiting rankings at the time of her signing and a consensus five-star player out of Northside High School
- One of five finalists for the Jersey Mike's Naismith High School Player of the Year Award
- Arkansas' Gatorade Player of the year in 2020 and 2021

### WHO IS JERSEY WOLFENBARGER?

- Started playing when she was 5 at a local rec team in Missouri and her parents coached her
- Grew 13 inches from the time she was offered by Mike Neighbors to when she stepped foot on campus
- Most proud accomplishments in basketball are playing for Team USA at the Fiba World Championship and being a Razorback
- Her favorite thing about last season was Coach Todd saying his favorite thing about freshmen is they become sophomores
- Chose Arkansas because of the genuine coaching staff and to play for one of the best fanbases in the SEC
- Loves all thing natural like hiking, swimming and anything outdoors

### #24 WOLFENBARGER, Jersey

Opponent	Date	GS	MIN	Total		3-Pointers		Free throws		Rebounds				PF	A	TO	BLK	STL	PTS	AVG
				FG-FGA	PCT	3FG-3FGA	PCT	FT-FTA	PCT	OFF	DEF	TOT	AVG							
at Ark.-Pine Bluff	11/07/2022		20:37	2-7	.286	0-0	.000	3-4	.750	4	3	7	7.0	1	0	2	0	1	7	7.0
Central Ark.	11/11/2022		20:20	2-6	.333	1-3	.333	0-1	.000	0	1	1	4.0	2	0	0	0	0	5	6.0
Tulsa	11/14/2022		10:31	1-3	.333	0-2	.000	0-0	.000	0	0	0	2.7	2	0	0	0	0	2	4.7
Kent St.	11/17/2022		18:13	2-6	.333	0-2	.000	0-0	.000	1	5	6	3.5	1	0	0	0	1	4	4.5
at Little Rock	11/20/2022		17:05	2-6	.333	1-2	.500	1-2	.500	1	4	5	3.8	1	1	0	0	0	6	4.8
vs Northern Ariz.	11/24/2022		10:44	1-4	.250	0-2	.000	0-1	.000	1	3	4	3.8	1	0	0	0	0	2	4.3
vs Clemson	11/25/2022		10:51	0-2	.000	0-2	.000	1-2	.500	1	3	4	3.9	1	1	2	0	0	1	3.9
vs Kansas St.	11/26/2022		10:33	0-2	.000	0-1	.000	1-2	.500	0	2	2	3.6	2	0	0	0	0	1	3.5
Troy	12/01/2022		20:46	4-7	.571	3-5	.600	0-2	.000	2	1	3	3.6	1	0	0	2	1	11	4.3
Oral Roberts	12/04/2022	*	32:30	2-5	.400	0-2	.000	5-5	1.000	3	9	12	4.4	1	1	2	4	0	9	4.8
Lamar University	12/08/2022	*	32:20	2-9	.222	0-3	.000	0-0	.000	3	3	6	4.5	1	0	1	3	2	4	4.7
Arkansas St.	12/11/2022	*	35:49	4-8	.500	2-3	.667	5-6	.833	2	4	6	4.7	2	0	1	1	0	15	5.6
at Creighton	12/17/2022		14:51	0-1	.000	0-1	.000	0-0	.000	1	2	3	4.5	1	0	0	0	0	0	5.2
LSU	12/29/2022		24:09	0-4	.000	0-1	.000	1-2	.500	3	3	6	4.6	1	0	2	2	1	1	4.9
at Kentucky	01/01/2023		14:55	2-5	.400	0-0	.000	0-0	.000	0	3	3	4.5	2	0	2	0	0	4	4.8
Florida	01/05/2023		17:47	3-5	.600	0-1	.000	2-2	1.000	1	6	7	4.7	3	1	1	1	1	8	5.0
at Missouri	01/08/2023		12:47	1-3	.333	0-1	.000	0-0	.000	1	2	3	4.6	0	0	0	1	0	2	4.8
Vanderbilt	01/16/2023		09:35	0-0	.000	0-0	.000	0-0	.000	0	1	1	4.4	1	1	0	0	0	0	4.6
at LSU	01/19/2023		12:47	2-3	.667	0-0	.000	0-0	.000	1	2	3	4.3	3	0	1	0	0	4	4.5
at South Carolina	01/22/2023		19:13	1-4	.250	0-2	.000	0-0	.000	0	3	3	4.3	1	1	2	2	0	2	4.4
Alabama	01/26/2023		07:44	0-0	.000	0-0	.000	0-0	.000	0	0	0	4.0	0	0	0	0	0	0	4.2
Ole Miss	01/29/2023		03:05	0-0	.000	0-0	.000	0-0	.000	0	1	1	3.9	1	0	2	0	0	0	4.0
at Auburn	02/05/2023		08:11	1-1	1.000	0-0	.000	2-2	1.000	1	1	2	3.8	2	0	0	0	0	4	4.0
at Vanderbilt	02/09/2023		06:56	0-2	.000	0-2	.000	0-0	.000	0	0	0	3.7	0	0	0	0	0	0	3.8
Missouri	02/12/2023		18:20	1-1	1.000	0-0	.000	1-1	1.000	0	1	1	3.6	0	0	0	1	0	3	3.8
Tennessee	02/16/2023		20:35	2-5	.400	0-2	.000	0-0	.000	2	3	5	3.6	1	0	0	0	0	4	3.8
at Georgia	02/19/2023		11:39	0-2	.000	0-1	.000	0-0	.000	0	2	2	3.6	0	1	1	0	0	0	3.7
at Mississippi St.	02/23/2023		19:15	0-2	.000	0-2	.000	0-2	.000	2	4	6	3.6	1	0	0	0	0	0	3.5
Texas A&M	02/26/2023		16:50	4-7	.571	1-3	.333	0-0	.000	1	2	3	3.6	1	0	0	0	1	9	3.7
vs Missouri	03/02/2023		03:04	0-0	.000	0-0	.000	0-0	.000	0	0	0	3.5	2	0	0	0	0	0	3.6
vs South Carolina	03/03/2023		15:48	1-3	.333	0-2	.000	0-0	.000	0	1	1	3.4	1	0	0	1	0	2	3.5
Louisiana Tech	03/16/2023		15:16	2-3	.667	0-0	.000	2-2	1.000	1	2	3	3.4	0	0	0	2	0	6	3.6
Totals		3	513:05	42-116	.362	8-45	.178	24-36	.667	32	77	109	3.4	37	7	19	20	8	116	3.6

### Player Averages

Games Played	Minutes/game	Points/game	FG Pct	3FG Pct	FT Pct	Rebounds/game	Assists/game	Turnovers/game	Assist/Turnover ratio	Steals/game	Blocks/game
32	16.0	3.6	36.2	17.8	66.7	3.4	0.2	0.6	0.4	0.3	0.6

### CAREER STATISTICS

				Field Goals		3-Point		F-Throws		Rebounds												Scoring	
SEASON	TEAM	GP-GS	MIN/AVG	FG-FGA	FG%	3FG-3FGA	3FG%	FT-FTA	FT%	OFF	DEF	TOT	AVG	PF-FO	A	TO	BLK	STL	PTS	AVG			
2021-22	Ark	30-23	666/22.2	87-215	.405	17-70	.243	34-71	.479	37	93	130	4.3	76-2	32	37	27	21	225	7.5			
2022-23	Ark	32-3	513/16.0	42-116	.362	8-45	.178	24-36	.667	32	77	109	3.4	37-0	7	19	20	8	116	3.6			
TOTAL		62-26	1180/19.0	129-331	.390	25-115	.217	58-107	.542	69	170	239	3.9	113-2	39	56	47	29	341	5.5			





30 Maryam Dauda | R-Fr. | 6-4 | F | Bentonville, Ark. (Bentonville HS)

### DAUDA BENCHMARK STATS

Points	11	at #3/4 LSU	1-19-23*
FG Made	5	at #3/4 LSU	1-19-23*
FG Att.	11	vs. Oral Roberts	12-4-22
3FG Made	1	at #3/4 LSU	1-19-23*
3FG Att.	4	at #1/1 SC	1-22-23*
FT Made	3	vs. A-State	12-11-22
FT Att.	4	vs. A-State	12-11-22*
Off. Reb.	6	vs. A-State	12-11-22
Def. Reb.	7	vs. Troy	12-1-22
Rebounds	8	vs. A-State	12-11-22*
Assists	3	vs. Missouri	3-2-23*
Blocks	2	vs. Missouri	3-2-23*
Steals	2	vs. Lamar	12-8-22
Minutes	22	vs. A-State	12-11-22*

2021-22 SEASON HIGHS

Points	11	vs. A-State	12-11-22
FG Made	5	vs. Oral Roberts	12-4-22
FG Att.	11	vs. Oral Roberts	12-4-22
3FG Made	1	vs. #9/9 LSU	12-29-22*
3FG Att.	3	vs. Oral Roberts	12-4-22
FT Made	3	vs. A-State	12-11-22
FT Att.	4	vs. A-State	12-11-22*
Off. Reb.	6	vs. A-State	12-11-22
Def. Reb.	7	vs. Troy	12-1-22
Rebounds	8	vs. A-State	12-11-22*
Assists	3	vs. Missouri	3-2-23*
Blocks	2	vs. Missouri	3-2-23*
Steals	2	vs. Lamar	12-8-22
Minutes	22	vs. A-State	12-11-22*

CAREER HIGHS

Points	11	at #3/4 LSU	1-19-23
FG Made	5	at #3/4 LSU	1-19-23
FG Att.	8	at #1/1 SC	1-22-23
3FG Made	1	at #3/4 LSU	1-19-23*
3FG Att.	4	at #1/1 SC	1-22-23
FT Made	2	vs. Missouri	3-2-23*
FT Att.	2	vs. Missouri	3-2-23*
Off. Reb.	5	vs. Missouri	3-2-23
Def. Reb.	3	at Miss. State	2-23-23
Rebounds	6	at Miss. State	2-23-23
Assists	3	vs. Missouri	3-2-23*
Blocks	2	vs. Missouri	3-2-23*
Steals	1	vs. No. 1/1 SC	3-3-23*
Minutes	18	vs. Missouri	3-2-23

SEC HIGHS

Stat	21-22	22-23	Career
Double Figure Pts	-	4	4
Double Figure Rebs	-	-	-
Double-Doubles	-	-	-
5+ Assists	-	-	-
5+ Blocks	-	-	-
5+ Steals	-	-	-
Led Team in Pts	-	-	-
Led Team in Reb	-	-	-
20+ Points	-	-	-
30+ Points	-	-	-

NOTABLES

\* Most Recent

### GAME NOTES

- Recorded eight points off 3-of-3 shooting from the field vs. Louisiana Tech in WNIT first round
- Played her most efficient game of the year at No. 3/4 LSU, matching career-high 11 points with four rebounds (three offensive), two assists and two blocks in 13 minutes
- Logged 11 points and eight rebounds against Arkansas State
- Sat out during the 2021-22 season, recovering from ACL injury
- The 13th ranked player and top ranked post player in the ESPN HoopGurlz 2021 recruiting rankings at the time of her signing
- Consensus five star recruit out of Bentonville High School
- McDonald's All-American in 2021
- Naismith High School Player of the Year Semifinalist following her senior season

### WHO IS MARYAM DAUDA?

- Majoring in international business
- Born in Nigeria and moved to the U.S. when she was 12
- Father played professional basketball in Belgium
- Favorite pair of shoes: Air Jordan 11 'Cool Grey'
- Favorite TV show: Gilmore Girls

### #30 DAUDA, Maryam

2022-23 BADA, Maryam																					
Opponent	Date	GS	MIN	Total		3-Pointers		Free throws		Rebounds				PF	A	TO	BLK	STL	PTS	AVG	
				FG-FGA	PCT	3FG-3FGA	PCT	FT-FTA	PCT	OFF	DEF	TOT	AVG								
at Ark.-Pine Bluff	11/07/2022		14:30	1-3	.333	0-0	.000	2-4	.500	2	1	3	3.0	4	1	1	1	1	4	4.0	
Central Ark.	11/11/2022		17:06	4-6	.667	0-0	.000	2-3	.667	3	2	5	4.0	3	0	2	1	1	10	7.0	
Tulsa	11/14/2022		09:28	1-2	.500	1-2	.500	0-0	.000	2	1	3	3.7	1	0	2	0	0	3	5.7	
Kent St.	11/17/2022		18:58	2-5	.400	0-0	.000	2-4	.500	2	3	5	4.0	3	1	2	0	0	6	5.8	
at Little Rock	11/20/2022		14:55	3-5	.600	1-1	1.000	0-0	.000	1	3	4	4.0	4	2	2	1	1	7	6.0	
vs Northern Ariz.	11/24/2022		16:23	2-3	.667	0-1	.000	1-2	.500	2	2	4	4.0	1	1	2	3	0	5	5.8	
vs Clemson	11/25/2022		14:27	0-2	.000	0-0	.000	0-0	.000	2	1	3	3.9	0	0	0	0	0	0	5.0	
vs Kansas St.	11/26/2022		11:16	1-2	.500	1-1	1.000	2-2	1.000	2	2	4	3.9	2	0	2	0	0	5	5.0	
Troy	12/01/2022		20:50	0-6	.000	0-1	.000	0-0	.000	0	7	7	4.2	4	0	1	0	0	0	4.4	
Oral Roberts	12/04/2022		22:08	5-11	.455	0-3	.000	0-0	.000	3	5	8	4.6	3	1	0	2	0	10	5.0	
Lamar University	12/08/2022		06:09	1-1	1.000	0-0	.000	0-0	.000	0	0	0	4.2	1	0	2	0	2	2	4.7	
Arkansas St.	12/11/2022		21:35	4-10	.400	0-0	.000	3-4	.750	6	2	8	4.5	1	1	2	0	1	11	5.3	
at Creighton	12/17/2022		10:25	1-2	.500	1-2	.500	1-2	.500	0	1	1	4.2	1	1	3	0	0	4	5.2	
vs Oregon	12/20/2022		11:49	3-7	.429	0-0	.000	0-0	.000	1	0	1	4.0	3	1	0	2	0	6	5.2	
vs South Fla.	12/21/2022		05:33	1-1	1.000	0-0	.000	0-0	.000	0	0	0	3.7	4	1	3	2	0	2	5.0	
LSU	12/29/2022		16:22	1-6	.167	1-2	.500	0-0	.000	1	1	2	3.6	2	0	1	0	1	3	4.9	
at Kentucky	01/01/2023		10:43	1-1	1.000	0-0	.000	0-0	.000	1	2	3	3.6	1	1	0	2	0	2	4.7	
Florida	01/05/2023		15:20	0-3	.000	0-1	.000	0-0	.000	0	1	1	3.4	2	3	0	0	0	0	4.4	
at Missouri	01/08/2023		03:19	0-1	.000	0-0	.000	0-0	.000	1	0	1	3.3	1	0	2	0	0	0	4.2	
Vanderbilt	01/16/2023		05:31	1-1	1.000	0-0	.000	0-0	.000	1	0	1	3.2	1	0	1	1	0	2	4.1	
at LSU	01/19/2023		12:57	5-7	.714	1-3	.333	0-0	.000	3	1	4	3.2	2	2	2	2	0	11	4.4	
at South Carolina	01/22/2023		19:02	2-8	.250	0-4	.000	1-1	1.000	0	2	2	3.2	2	0	1	2	0	5	4.5	
Alabama	01/26/2023		06:02	1-3	.333	0-1	.000	1-1	1.000	0	0	0	3.0	0	0	0	0	1	3	4.4	
Ole Miss	01/29/2023		02:18	0-0	.000	0-0	.000	2-2	1.000	0	0	0	2.9	0	0	2	0	0	2	4.3	
at Auburn	02/05/2023		01:30	0-0	.000	0-0	.000	0-0	.000	0	0	0	2.8	2	0	2	0	0	0	4.1	
Missouri	02/12/2023		02:08	0-0	.000	0-0	.000	0-0	.000	0	0	0	2.7	1	0	0	0	0	0	4.0	
Tennessee	02/16/2023		01:40	0-1	.000	0-0	.000	0-0	.000	1	1	2	2.7	1	0	0	0	0	0	3.8	
at Mississippi St.	02/23/2023		14:50	2-5	.400	0-1	.000	0-0	.000	3	3	6	2.8	4	0	2	1	0	4	3.8	
Texas A&M	02/26/2023		04:14	0-0	.000	0-0	.000	2-2	1.000	0	0	0	2.7	2	0	0	0	0	2	3.8	
vs Missouri	03/02/2023		17:52	0-2	.000	0-0	.000	2-2	1.000	5	0	5	2.8	1	3	3	2	0	2	3.7	
vs South Carolina	03/03/2023		08:58	1-2	.500	0-1	.000	0-0	.000	1	0	1	2.7	2	2	0	0	1	2	3.6	
Louisiana Tech	03/16/2023		09:18	3-3	1.000	0-0	.000	2-2	1.000	1	1	2	2.7	1	0	1	0	1	8	3.8	
Totals			0	367:37	46-109	.422	6-24	.250	23-31	.742	44	42	86	2.7	60	21	41	22	10	121	3.8

### Player Averages

Games Played	Minutes/game	Points/game	FG Pct	3FG Pct	FT Pct	Rebounds/game	Assists/game	Turnovers/game	Assist/Turnover ratio	Steals/game	Blocks/game
32	11.5	3.8	42.2	25.0	74.2	2.7	0.7	1.3	0.5	0.3	0.7

### CAREER STATISTICS

				Field Goals		3-Point		F-Throws		Rebounds				Scoring						
SEASON	TEAM	GP-GS	MIN/AVG	FG-FGA	FG%	3FG-3FGA	3FG%	FT-FTA	FT%	OFF	DEF	TOT	AVG	PF-FO	A	TO	BLK	STL	PTS	AVG
2022-23	Ark	32-0	368/11.5	46-109	.422	6-24	.250	23-31	.742	44	42	86	2.7	60-0	21	41	22	10	121	3.8
<b>TOTAL</b>		<b>32-0</b>	<b>368/11.5</b>	<b>46-109</b>	<b>.422</b>	<b>6-24</b>	<b>.250</b>	<b>23-31</b>	<b>.742</b>	<b>44</b>	<b>42</b>	<b>86</b>	<b>2.7</b>	<b>60-0</b>	<b>21</b>	<b>41</b>	<b>22</b>	<b>10</b>	<b>121</b>	<b>3.8</b>





34 Chrissy Carr | R-Sr. | 6-1 | G | Eden Prairie, Minn. (Manhattan [Kan.]) | Syracuse

### CARR BENCHMARK STATS

Points	34	vs. Missouri	3-2-23
FG Made	11	vs. Missouri	3-2-23
FG Att.	17	vs. Oral Roberts	12-4-22
3FG Made	6	vs. Missouri	3-2-23
3FG Att.	13	vs. LA Tech	3-16-23*
FT Made	6	vs. Missouri	3-2-23*
FT Att.	8	vs. Lamar	12-8-22
Off. Reb.	3	at Miss. State	2-23-23*
Def. Reb.	8	vs. UCA	11-11-22
Rebounds	8	vs. UCA	11-11-22
Assists	3	vs. #16 Oregon	12-20-22
Blocks	3	at #1/1 SC	1-22-23
Steals	2	at #3/4 LSU	1-19-23*
Minutes	37	at Vanderbilt	2-9-23

### GAME NOTES

- Led LA Tech WNIT first round game with 17 points, four 3-pointers and five rebounds
- Earned career performance at SECT vs. Missouri with 34 points off 11-14 shooting & six 3-pointers
- Leads team with 81 3-pointers with her 2.4 triples per game ranked third in the SEC and her 237 3-point attempts leading the conference and No. 21 in the country
- Her 81 3-pointers this season is No. 7 all-time in an individual season at Arkansas
- Among active NCAA players, sits No. 11 in career 3-pointers (307) and 60 in scoring (1,718)
- Tabbed to Paradise Jam Reef All-Tournament Team, averaging 14.7 points and 5.0 rebounds per game
- Named No. 24 best transfer, according to ESPN
- Was third on the team in scoring at Syracuse (11.7 PPG)
- During junior year at Kansas State, averaged 15.2 points, 4.9 rebounds and 1.8 assists per game

### WHO IS CHRISSY CARR?

- Wears #34 because it's #43 flipped and it was her dad's (Chris Carr) number in the NBA
- Comes from a basketball family, as her father, Chris, played six seasons in the NBA and lost to Kobe Bryant in the 1997 dunk contest, and her brother, Cameron, just signed to play basketball at Tennessee
- If she feels like she isn't playing well, she'll change her hair at halftime
- Chose Arkansas for family atmosphere and coaches and loved Fayetteville
- Favorite pair of shoes: Nike Dunks
- Favorite TV show: How to Get Away with Murder

### #34 CARR, Chrissy

Opponent	Date	GS	MIN	Total FG-FGA	PCT	3-Pointers 3FG-3FGA	PCT	Free throws FT-FTA	PCT	Rebounds OFF DEF TOT AVG	PF	A	TO	BLK	STL	PTS	AVG				
at Ark.-Pine Bluff	11/07/2022	*	19:49	3-8	.375	2-5	.400	2-2	1.000	2	1	3	3.0	0	0	0	10	10.0			
Central Ark.	11/11/2022	*	25:25	2-8	.250	2-6	.333	2-2	1.000	0	8	8	5.5	1	0	3	8	9.0			
Tulsa	11/14/2022	*	22:32	1-9	.111	1-8	.125	0-0	.000	2	4	6	5.7	0	0	2	1	7.0			
Kent St.	11/17/2022	*	25:55	4-7	.571	2-4	.500	2-2	1.000	0	4	4	5.3	2	1	0	0	12	8.3		
at Little Rock	11/20/2022	*	23:57	7-10	.700	4-6	.667	4-4	1.000	1	1	2	4.6	2	0	2	0	22	11.0		
vs Northern Ariz.	11/24/2022	*	25:46	2-8	.250	0-4	.000	3-4	.750	3	4	7	5.0	3	0	2	0	7	10.3		
vs Clemson	11/25/2022	*	30:43	6-13	.462	5-10	.500	2-2	1.000	1	3	4	4.9	3	1	1	0	19	11.6		
vs Kansas St.	11/26/2022	*	29:54	7-12	.583	3-8	.375	1-2	.500	0	4	4	4.8	0	0	0	0	18	12.4		
Troy	12/01/2022	*	25:43	5-14	.357	2-9	.222	2-2	1.000	1	2	3	4.6	2	0	0	0	14	12.6		
Oral Roberts	12/04/2022	*	35:04	6-17	.353	3-12	.250	0-0	.000	1	4	5	4.6	2	1	2	0	15	12.8		
Lamar University	12/08/2022	*	35:42	4-9	.444	4-9	.444	6-8	.750	1	1	2	4.4	2	0	1	0	18	13.3		
Arkansas St.	12/11/2022	*	28:20	3-14	.214	2-10	.200	2-2	1.000	0	6	6	4.5	2	0	0	0	10	13.0		
at Creighton	12/17/2022	*	15:20	0-3	.000	0-3	.000	4-4	1.000	0	2	2	4.3	2	0	0	1	4	12.3		
vs Oregon	12/20/2022	*	28:27	1-5	.200	1-5	.200	0-0	.000	0	1	1	4.1	0	3	1	0	1	3	11.6	
vs South Fla.	12/21/2022	*	36:32	3-9	.333	2-5	.400	2-2	1.000	1	2	3	4.0	1	0	0	1	10	11.5		
LSU	12/29/2022	*	29:00	3-10	.300	0-6	.000	0-0	.000	1	3	4	4.0	3	1	2	0	2	6	11.2	
at Kentucky	01/01/2023	*	24:55	3-10	.300	2-8	.250	0-0	.000	0	4	4	4.0	2	1	3	0	1	8	11.0	
Florida	01/05/2023	*	31:18	6-15	.400	2-7	.286	2-2	1.000	1	0	1	3.8	2	1	1	0	0	16	11.3	
at Missouri	01/08/2023	*	27:25	5-10	.500	4-6	.667	2-2	1.000	0	4	4	3.8	2	1	0	0	0	16	11.5	
Vanderbilt	01/16/2023	*	27:54	4-7	.571	3-6	.500	0-0	.000	0	4	4	3.9	3	0	1	2	1	11	11.5	
at LSU	01/19/2023	*	29:34	3-8	.375	3-6	.500	3-4	.750	0	2	2	3.8	2	2	2	1	2	12	11.5	
at South Carolina	01/22/2023	*	23:39	2-8	.250	2-7	.286	0-0	.000	0	2	2	3.7	3	0	0	3	1	6	11.3	
Alabama	01/26/2023	*	24:37	2-6	.333	2-4	.500	0-0	.000	0	2	2	3.6	3	2	1	1	1	6	11.0	
Ole Miss	01/29/2023	*	33:38	1-3	.333	1-2	.500	1-2	.500	0	3	3	3.6	5	0	1	1	0	4	10.8	
at Auburn	02/05/2023	*	24:45	2-7	.286	1-4	.250	2-4	.500	2	1	3	3.6	4	1	1	0	1	7	10.6	
at Vanderbilt	02/09/2023	*	36:48	7-13	.538	3-8	.375	1-2	.500	1	4	5	3.6	3	0	2	0	1	18	10.9	
Missouri	02/12/2023	*	23:46	6-10	.600	5-7	.714	1-1	1.000	1	4	5	3.7	2	0	0	0	1	18	11.1	
Tennessee	02/16/2023	*	29:29	5-15	.333	3-9	.333	1-1	1.000	2	1	3	3.6	2	0	1	0	0	14	11.3	
at Georgia	02/19/2023	*	32:52	7-16	.438	5-13	.385	2-2	1.000	0	0	0	3.5	1	1	1	0	1	21	11.6	
at Mississippi St.	02/23/2023	*	27:57	3-13	.231	0-8	.000	3-4	.750	3	1	4	3.5	1	0	0	0	0	9	11.5	
Texas A&M	02/26/2023	*	32:01	3-8	.375	2-6	.333	0-0	.000	0	6	6	3.6	5	0	2	0	0	8	11.4	
vs Missouri	03/02/2023	*	35:53	11-14	.786	6-8	.750	6-6	1.000	0	3	3	3.6	1	0	1	0	0	34	12.1	
vs South Carolina	03/03/2023	*	30:43	0-8	.000	0-5	.000	4-4	1.000	1	2	3	3.6	2	0	1	0	0	4	11.8	
Louisiana Tech	03/16/2023	*	31:23	4-15	.267	4-13	.308	5-6	.833	0	5	5	3.6	2	1	0	1	1	17	12.0	
Totals			34	966:46	131-342	.383	81-237	.342	65-76	.855	25	98	123	3.6	70	17	34	10	20	408	12.0

### Player Averages

Games Played	Minutes/game	Points/game	FG Pct	3FG Pct	FT Pct	Rebounds/game	Assists/game	Turnovers/game	Assist/Turnover ratio	Steals/game	Blocks/game
34	28.4	12.0	38.3	34.2	85.5	3.6	0.5	1.0	0.5	0.6	0.3

\* Most Recent

### CAREER STATISTICS

SEASON	TEAM	GP-GS	MIN/AVG	Field Goals FG-FGA FG% 3FG-3FGA 3FG%	F-Throws FT-FTA FT%	Rebounds OFF DEF TOT AVG	Scoring PF-FO A TO BLK STL PTS AVG
2018-19	KState	33-31	967/29.3	109-339 .322 56-194 .289	51-71 .718	22 69 91 2.8	81-1 24 68 14 30 325 9.8
2019-20	KState	29-29	796/27.5	94-316 .297 55-195 .282	40-56 .714	12 69 81 2.8	57-0 50 66 9 16 283 9.8
2020-21	KState	24-24	776/32.3	127-327 .388 55-157 .350	55-71 .775	18 100 118 4.9	50-0 43 71 9 12 364 15.2
2021-22	SU	29-29	877/30.2	117-322 .363 60-175 .343	44-48 .917	27 107 134 4.6	80-1 39 58 18 30 338 11.7
2022-23	Ark	34-34	967/28.4	131-342 .383 81-237 .342	65-76 .855	25 98 123 3.6	70-2 17 34 10 20 408 12.0
<b>TOTAL FOR Ark</b>		<b>34-34</b>	<b>967/28.4</b>	<b>131-342 .383 81-237 .342</b>	<b>65-76 .855 25 98 123 3.6</b>	<b>70-2 17 34 10 20</b>	<b>408 12.0</b>
<b>TOTAL</b>		<b>149-147</b>	<b>4383/29.4</b>	<b>578-1646 .351 307-958 .320</b>	<b>255-322 .792 104 443 547 3.7</b>	<b>338-4 173 297 60 108</b>	<b>1718 11.5</b>





## 43 Makayla Daniels | Sr. | 5-8 | G | Frederick, Md. (Frederick HS)

### DANIELS BENCHMARK STATS

Points	31	at Vanderbilt	2-9-23
FG Made	11	at Vanderbilt	2-9-23
FG Att.	23	at Vanderbilt	2-9-23
3FG Made	4	vs. No. 1/1 SC	3-3-23*
3FG Att.	11	vs. No. 1/1 SC	3-3-23*
FT Made	8	vs. Missouri	3-2-23*
FT Att.	10	at Auburn	2-5-23*
Off. Reb.	4	vs. Tulsa	11-14-22
Def. Reb.	6	vs. Ole Miss	1-29-23
Rebounds	9	vs. Tulsa	11-14-22
Assists	6	at Georgia	2-19-23
Blocks	2	vs. Texas A&M	2-26-23
Steals	5	vs. Tennessee	2-16-23
Minutes	42	vs. Ole Miss	1-29-23

Points	34	vs. Creighton	12-21-21
FG Made	11	at Vanderbilt	2-9-23*
FG Att.	23	at Vanderbilt	2-9-23
3FG Made	6	vs. Oral Roberts	11-14-19
3FG Att.	11	vs. No. 1/1 SC	3-3-23*
FT Made	8	vs. Missouri	3-2-23*
FT Att.	10	vs. Alabama	1-26-23*
Off. Reb.	5	at Vanderbilt	1-6-22
Def. Reb.	11	vs. Missouri	3-3-22
Rebounds	14	vs. Missouri	3-3-22
Assists	7	at SMU	12-9-20
Blocks	2	vs. Texas A&M	2-26-23
Steals	6	vs. UCA	12-18-21
Minutes	43	vs. Missouri	3-3-22

Points	31	at Vanderbilt	2-9-23
FG Made	11	at Vanderbilt	2-9-23
FG Att.	23	at Vanderbilt	2-9-23
3FG Made	4	vs. No. 1/1 SC	3-3-23*
3FG Att.	11	vs. No. 1/1 SC	3-3-23*
FT Made	8	vs. Missouri	3-2-23*
FT Att.	10	at Auburn	2-5-23*
Off. Reb.	5	at Vanderbilt	1-6-22
Def. Reb.	11	vs. Missouri	3-3-22
Rebounds	14	vs. Missouri	3-3-22
Assists	6	at Georgia	2-19-23
Blocks	2	vs. Texas A&M	2-26-23
Steals	5	vs. Tennessee	2-16-23
Minutes	43	vs. Missouri	3-3-22

Stat	19-20	20-21	21-22	22-23	Career
Double Figure Pts	10	18	17	24	68
Double Figure Rebs	-	-	1	-	1
Double-Doubles	-	-	1	-	1
5 + Assists	3	2	6	3	14
5 + Blocks	-	-	-	-	-
5 + Steals	1	-	1	1	3
Led Team in Pts	3	1	8	3	15
Led Team in Reb	-	1	7	3	11
20 + Points	2	1	5	3	11
30+ Points	-	-	2	1	3

\* Most Recent

### GAME NOTES

- Coming off five points, three rebounds and two assists vs. Louisiana Tech in WNIT first round
- Averaged 14.5 points, 3.5 3-pointers and 2.0 assists in SEC Tournament
- Delivered big shots vs. Missouri at SECT, finishing with 17 points, three assists and two steals
- Came up with the game-winning shot at the buzzer to defeat Vanderbilt, No. 1 on Sportscenter
- One of 23 players in the country to start in every game she has appeared in (minimum 100 games)
- Named Paradise Jam Reef Tournament MVP, averaging 17.3 points, 5.7 rebounds, 2.7 assists and 2.0 steals per game across those three contests
- Sits at No. 12 on the all-time scoring list (1,410), 15 in assists (307), No. 4 in career starts (119) and No. 8 in career 3-pointers (170) at Arkansas
- No. 7 in FT percentage (.791), No. 8 3-pointers/gm (2.0) and No. 10 in steals (1.8) in the SEC
- Earned a spot on the SEC Preseason Second Team
- Leading returning scorer (14.0 PPG) and rebounder (5.3 RPG) from the 2021-22 team
- Became the 31st member of the 1,000-point club last season at the NCAA Tournament vs. Utah
- Dropped a career-best 34 points against Creighton, her second 30+ point game of 2021-22

### WHO IS MAKAYLA DANIELS?

- Graduated college in three years
- Lived in Japan for seven years, as well as Arizona, North Carolina and Maryland
- Played with Saylor Poffenberger's brother in AAU for a stint
- Wears #43 because 4+3=7 and 7 is her favorite number
- One of the most interesting things about her is she loves piercings
- Favorite part about playing in Bud Walton Arena: the Hog Call

### #43 DANIELS, Makayla

Opponent	Date	GS	MIN	Total		3-Pointers		Free throws		Rebounds				PF	A	TO	BLK	STL	PTS	AVG	
				FG-FGA	PCT	3FG-3FGA	PCT	FT-FTA	PCT	OFF	DEF	TOT	AVG								
at Ark.-Pine Bluff	11/07/2022	*	23:11	0-5	.000	0-0	.000	4-5	.800	1	5	6	6.0	1	1	2	0	1	4	4.0	
Central Ark.	11/11/2022	*	24:18	5-8	.625	1-2	.500	3-6	.500	0	2	2	4.0	0	4	0	0	4	14	9.0	
Tulsa	11/14/2022	*	36:43	6-19	.316	4-9	.444	3-4	.750	4	5	9	5.7	1	3	2	0	0	19	12.3	
Kent St.	11/17/2022	*	24:02	3-6	.500	2-3	.667	1-3	.333	1	1	2	4.8	3	5	2	1	4	9	11.5	
at Little Rock	11/20/2022	*	22:29	3-4	.750	3-4	.750	3-4	.750	1	2	3	4.4	2	4	1	0	1	12	11.6	
vs Northern Ariz.	11/24/2022	*	30:01	5-10	.500	0-1	.000	8-9	.889	1	5	6	4.7	4	4	4	0	2	18	12.7	
vs Clemson	11/25/2022	*	34:19	6-12	.500	2-5	.400	7-10	.700	0	5	5	4.7	4	2	6	0	2	21	13.9	
vs Kansas St.	11/26/2022	*	37:39	4-15	.267	2-10	.200	3-3	1.000	0	6	6	4.9	0	2	3	0	2	13	13.8	
Troy	12/01/2022	*	25:36	2-6	.333	2-6	.333	4-4	1.000	0	3	3	4.7	4	4	3	0	3	10	13.3	
at Creighton	12/17/2022	*	30:00	3-7	.429	2-3	.667	4-6	.667	1	1	2	4.4	4	3	3	0	0	12	13.2	
vs Oregon	12/20/2022	*	33:47	6-17	.353	3-8	.375	0-0	.000	1	2	3	4.3	3	1	1	0	1	15	13.4	
vs South Fla.	12/21/2022	*	41:28	6-17	.353	4-11	.364	4-5	.800	2	2	4	4.3	2	3	1	0	2	20	13.9	
LSU	12/29/2022	*	30:21	3-11	.273	2-7	.286	2-2	1.000	0	6	6	4.4	3	3	2	0	3	10	13.6	
at Kentucky	01/01/2023	*	26:22	3-8	.375	3-7	.429	2-2	1.000	1	1	2	4.2	4	4	2	0	0	11	13.4	
Florida	01/05/2023	*	30:20	3-10	.300	3-10	.300	7-8	.875	0	1	1	4.0	2	2	1	0	0	16	13.6	
at Missouri	01/08/2023	*	32:35	4-11	.364	1-3	.333	0-0	.000	3	2	5	4.1	4	2	4	0	0	9	13.3	
Vanderbilt	01/16/2023	*	32:46	3-7	.429	2-5	.400	8-10	.800	2	4	6	4.2	1	4	2	0	1	16	13.5	
at LSU	01/19/2023	*	32:53	4-10	.400	3-7	.429	0-0	.000	0	3	3	4.1	1	3	3	0	4	11	13.3	
at South Carolina	01/22/2023	*	28:36	2-10	.200	2-8	.250	1-2	.500	0	0	0	3.9	4	0	0	0	1	7	13.0	
Alabama	01/26/2023	*	39:02	2-10	.200	1-6	.167	8-10	.800	1	5	6	4.0	2	5	5	1	2	13	13.0	
Ole Miss	01/29/2023	*	41:41	3-10	.300	0-4	.000	6-8	.750	0	6	6	4.1	5	3	3	1	3	12	13.0	
at Auburn	02/05/2023	*	39:14	2-12	.167	1-8	.125	6-10	.600	0	4	4	4.1	4	4	0	1	0	3	11	12.9
at Vanderbilt	02/09/2023	*	37:22	11-23	.478	4-11	.364	5-6	.833	0	3	3	4.0	4	1	2	1	3	31	13.7	
Missouri	02/12/2023	*	35:32	3-9	.333	1-4	.250	4-5	.800	1	2	3	4.0	1	3	2	1	3	11	13.5	
Tennessee	02/16/2023	*	29:22	1-6	.167	0-5	.000	3-3	1.000	1	4	5	4.0	3	5	2	0	5	5	13.2	
at Georgia	02/19/2023	*	31:28	1-7	.143	0-5	.000	1-1	1.000	2	2	4	4.0	3	6	3	0	0	3	12.8	
at Mississippi St.	02/23/2023	*	31:28	5-13	.385	3-8	.375	4-4	1.000	0	2	2	4.0	4	4	3	0	1	17	13.0	
Texas A&M	02/26/2023	*	34:13	2-8	.250	2-6	.333	6-8	.750	2	2	4	4.0	1	4	0	2	0	12	12.9	
vs Missouri	03/02/2023	*	30:34	3-9	.333	3-8	.375	8-8	1.000	0	2	2	3.9	4	3	2	0	2	17	13.1	
vs South Carolina	03/03/2023	*	33:30	4-13	.308	4-11	.364	0-0	.000	1	1	1	2.8	3	1	1	2	1	12	13.0	
Louisiana Tech	03/16/2023	*	31:04	1-5	.200	1-3	.333	2-2	1.000	1	2	3	3.8	4	2	1	1	1	5	12.8	
Totals			31	991:58	109-318	.343	61-188	.324	117-148	.791	27	91	118	3.8	83	91	68	9	55	396	12.8

### Player Averages

Games Played	Minutes/game	Points/game	FG Pct	3FG Pct	FT Pct	Rebounds/game	Assists/game	Turnovers/game	Assist/Turnover ratio	Steals/game	Blocks/game
31	32.0	12.8	34.3	32.4	79.1	3.8	2.9	2.2	1.3	1.8	0.3

### CAREER STATISTICS

SEASON TEAM	GP-GS	MIN/AVG	FG-FGA	FG%	3FG-3FGA	3FG%	FT-FTA	FT%	OFF	DEF	TOT	AVG	PF-FO	A	TO	BLK	STL	PTS	AVG
2019-20 Ark	32-32	720/22.5	107-216	.495	25-56	.446	60-77	.779	7	48	55	1.7	67-1	77	44	2	45	299	9.3
2020-21 Ark	28-28	801/28.6	101-256	.395	44-120	.367	78-97	.804	9	74	83	3.0	75-2	61	43	4	41	324	11.6
2021-22 Ark	28-28	845/30.2	126-307	.410	40-136	.294	99-125	.792	51	98	149	5.3	74-1	78	42	4	50	391	14.0
2022-23 Ark	31-31	992/32.0	109-318	.343	61-188	.324	117-148	.791	27	91	118	3.8	83-1	91	68	9	55	396	12.8
<b>TOTAL</b>	<b>119-119</b>	<b>3358/28.2</b>	<b>443-1097</b>	<b>.404</b>	<b>170-500</b>	<b>.340</b>	<b>354-447</b>	<b>.792</b>	<b>94</b>	<b>311</b>	<b>405</b>	<b>3.4</b>	<b>299-5</b>	<b>307</b>	<b>197</b>	<b>19</b>	<b>191</b>	<b>1410</b>	<b>11.8</b>





55 Emrie Ellis | So. | 6-3 | F | Vanoss, Okla. | Vanoss HS

## ELLIS BENCHMARK STATS

Points	7	vs. Texas A&M	2-26-23
FG Made	3	vs. Texas A&M	2-26-23
FG Att.	4	vs. Texas A&M	2-26-23*
3FG Made	1	vs. Texas A&M	2-26-23*
3FG Att.	2	vs. Texas A&M	2-26-23*
FT Made	2	at Georgia	2-19-23*
FT Att.	2	at Georgia	2-19-23*
Off. Reb.	3	at Vanderbilt	2-9-23
Def. Reb.	3	at Georgia	2-19-23*
Rebounds	5	at Vanderbilt	2-9-23
Assists	1	vs. Missouri	2-12-23*
Blocks	2	vs. Texas A&M	2-26-23
Steals	1	at UAPB	11-7-22
Minutes	15	vs. Tennessee	2-16-23*

Points	11	vs. Auburn	2-10-22
FG Made	4	vs. Auburn	2-10-22
FG Att.	7	vs. Auburn	2-10-22*
3FG Made	1	vs. Texas A&M	2-26-23*
3FG Att.	3	vs. 1/1 SC	1-17-22*
FT Made	3	vs. Auburn	2-10-22
FT Att.	4	vs. Auburn	2-10-22
Off. Reb.	3	at Vanderbilt	2-9-23*
Def. Reb.	5	at Missouri	2-13-22
Rebounds	8	at Missouri	2-13-22
Assists	2	at Vanderbilt	1-6-22*
Blocks	5	vs. UAPB	11-12-21
Steals	1	at UAPB	11-7-22*
Minutes	27	vs. Auburn	2-10-22

Points	11	vs. Auburn	2-10-22
FG Made	4	vs. Auburn	2-10-22
FG Att.	7	vs. Auburn	2-10-22*
3FG Made	1	vs. Texas A&M	2-26-23*
3FG Att.	3	vs. 1/1 SC	1-17-22
FT Made	3	vs. Auburn	2-10-22
FT Att.	4	vs. Auburn	2-10-22
Off. Reb.	3	at Vanderbilt	2-9-23*
Def. Reb.	5	at Missouri	2-13-22
Rebounds	8	at Missouri	2-13-22
Assists	2	vs. Vanderbilt	1-6-22*
Blocks	2	vs. Texas A&M	2-26-23*
Steals	1	at Alabama	1-20-22
Minutes	27	vs. Auburn	2-10-22

Stat	21-22	22-23	Career
Double Figure Pts	1	-	1
Double Figure Rebs	-	-	-
Double-Doubles	-	-	-
5 + Assists	-	-	-
5 + Blocks	1	-	1
5 + Steals	-	-	-
Led Team in Pts	-	-	-
Led Team in Reb	-	-	-
20 + Points	-	-	-
30+ Points	-	-	-

\* Most Recent

## GAME NOTES

- Played 7.5 minutes and had two points in WNIT first round game against Louisiana Tech
- Recorded a season-high seven points with two blocks against Texas A&M
- Playing 8.9 minutes per game in the last seven contests
- Matched a season-high five points off a perfect shooting day against Florida
- Blocked five shots against UAPB, the most by a freshman Razorback since 2014
- Played in 27 games off the bench in her debut season last year
- Best performance came against Auburn, tallying 11 points and five boards in 27 minutes
- VYPE Top 100 in all four of her high school seasons
- Led the state of Oklahoma in rebounds and blocks in 2018

## WHO IS EMRIE ELLIS?

- Majoring in recreation and sport management
- Wears #55 because it was her dad's number
- Favorite thing to do in Fayetteville: swim or go to the lake
- Favorite game from last season: the team's win over Auburn
- Would tell people she wanted to be a nurse when she grew up

## #55 ELLIS, Emrie

Opponent	Date	GS	MIN	Total		3-Pointers		Free throws		Rebounds				PF	A	TO	BLK	STL	PTS	AVG
				FG-FGA	PCT	3FG-3FGA	PCT	FT-FTA	PCT	OFF	DEF	TOT	AVG							
at Ark.-Pine Bluff	11/07/2022		15:24	0-2	.000	0-0	.000	0-0	.000	0	2	2	2.0	2	0	0	0	1	0	0.0
Central Ark.	11/11/2022		12:53	0-1	.000	0-1	.000	0-0	.000	1	3	4	3.0	0	0	0	0	0	0.0	
Kent St.	11/17/2022		08:43	0-2	.000	0-1	.000	0-0	.000	0	1	1	2.3	1	0	0	0	0	0.0	
at Little Rock	11/20/2022		12:49	2-3	.667	1-1	1.000	0-0	.000	0	2	2	2.3	3	0	3	0	0	5.3	
vs Northern Ariz.	11/24/2022		01:57	0-0	.000	0-0	.000	0-0	.000	0	0	0	1.8	0	0	1	0	0	1.0	
vs Kansas St.	11/26/2022		02:11	0-0	.000	0-0	.000	0-0	.000	0	0	0	1.5	1	0	1	0	0	0.8	
Troy	12/01/2022		08:42	0-2	.000	0-1	.000	1-2	.500	0	0	0	1.3	1	0	0	0	1	0.9	
Oral Roberts	12/04/2022		08:33	1-3	.333	0-0	.000	0-0	.000	0	1	1	1.3	0	0	0	0	0	2.1	
Lamar University	12/08/2022		02:23	0-0	.000	0-0	.000	0-0	.000	0	0	0	1.1	0	0	0	0	0	0.9	
vs Oregon	12/20/2022		00:56	0-0	.000	0-0	.000	0-0	.000	0	1	1	1.1	0	0	0	0	0	0.8	
vs South Fla.	12/21/2022		02:31	0-0	.000	0-0	.000	0-0	.000	0	0	0	1.0	0	0	0	0	0	0.7	
LSU	12/29/2022		02:31	0-0	.000	0-0	.000	0-0	.000	0	0	0	0.9	0	0	0	0	0	0.7	
at Kentucky	01/01/2023		02:55	0-0	.000	0-0	.000	0-0	.000	0	1	1	0.9	0	0	0	0	0	0.6	
Florida	01/05/2023		03:42	1-1	1.000	1-1	1.000	2-2	1.000	0	1	1	0.9	0	0	0	0	0	5	0.9
at South Carolina	01/22/2023		12:45	0-1	.000	0-1	.000	0-0	.000	0	0	0	0.9	1	0	0	0	0	0.9	
at Auburn	02/05/2023		09:48	0-1	.000	0-1	.000	0-0	.000	0	2	2	0.9	0	0	0	1	0	0.8	
at Vanderbilt	02/09/2023		14:27	0-2	.000	0-0	.000	0-2	.000	3	2	5	1.2	3	1	1	0	0	0.8	
Missouri	02/12/2023		08:16	0-1	.000	0-1	.000	0-0	.000	0	3	3	1.3	1	1	0	0	0	0.7	
Tennessee	02/16/2023		15:13	1-4	.250	1-2	.500	0-0	.000	0	1	1	1.3	1	0	0	0	0	3	0.8
at Georgia	02/19/2023		12:57	0-0	.000	0-0	.000	2-2	1.000	0	3	3	1.4	1	0	0	0	0	2	0.9
at Mississippi St.	02/23/2023		05:06	0-1	.000	0-1	.000	0-0	.000	0	0	0	1.3	2	0	1	0	0	0.9	
Texas A&M	02/26/2023		12:04	3-4	.750	1-2	.500	0-0	.000	2	1	3	1.4	4	0	2	2	0	7	1.1
vs Missouri	03/02/2023		06:29	0-0	.000	0-0	.000	0-0	.000	0	0	0	1.3	1	0	0	0	0	1.1	
vs South Carolina	03/03/2023		02:54	0-0	.000	0-0	.000	0-0	.000	0	0	0	1.3	0	0	0	0	0	1.0	
Louisiana Tech	03/16/2023		07:29	1-1	1.000	0-0	.000	0-0	.000	0	0	0	1.2	2	0	0	0	0	2	1.1
Totals			0 193:37	9-29	.310	4-13	.308	5-8	.625	6	24	30	1.2	24	2	9	3	1	27	1.1

## Player Averages

Games Played	Minutes/game	Points/game	FG Pct	3FG Pct	FT Pct	Rebounds/game	Assists/game	Turnovers/game	Assist/Turnover ratio	Steals/game	Blocks/game
25	7.7	1.1	31.0	30.8	62.5	1.2	0.1	0.4	0.2	0.0	0.1

## CAREER STATISTICS

SEASON	TEAM	GP-GS	MIN/AVG	Field Goals FG-FGA FG%	3-Point 3FG-3FGA 3FG%	F-Throws FT-FTA FT%	Rebounds OFF DEF TOT AVG	Scoring PF-FO A TO BLK STL PTS AVG
2021-22	Ark	27-0	293/10.9	33-85 .388	3-24 .125	9-13 .692	19 37 56 2.1	40-1 15 22 22 2 78 2.9
2022-23	Ark	25-0	194/7.7	9-29 .310	4-13 .308	5-8 .625	6 24 30 1.2	24-0 2 9 3 1 27 1.1
<b>TOTAL</b>		<b>52-0</b>	<b>487/9.4</b>	<b>42-114 .368</b>	<b>7-37 .189</b>	<b>14-21 .667</b>	<b>25 61 86 1.7</b>	<b>64-1 17 31 25 3 105 2.0</b>



# #SIDEBYSIDE



Official Basketball Box Score - Final  
**Arkansas at Ark.-Pine Bluff**  
11/07/22 H.O. Clemmons Arena, Pine Bluff  
2022-23 Women's Basketball

Game Time: 6:00 PM  
Game Duration: 4:04  
Attendance: 3,128

Officials: Eric Baker, LaShonda Kidd, Randy Robertson

Arkansas - 70 Record: 2-9

NO. Name	Min	FG M-A	3P M-A	FT M-A	Rebounds OR DR TOT	Fouls PF FD	TP	AS	TO	ST	Blocks BS BA	+/-
4 Erynn Barnum	F 25:04	6-14	0-0	3-13	6 5 11	2 9	15	1	2	4	0	2 18
0 Saylor Poffenbarger	G 27:35	3-14	2-9	3-6	2 6 8	1 4	11	2	2	0	1 1 23	
2 Samara Spencer	G 31:00	6-16	1-7	2-8	0 4 4	4 4	15	4	1	0	0 0 18	
34 Chrissy Carr	G 19:49	3-8	2-5	2-2	2 1 3	0 1	10	0	0	0 0	0 0 23	
43 Makayla Daniels	G 23:11	0-5	0-0	4-5	1 5 6	1 6	4	1	2	1	0 1 29	
11 Rylee Langerman	G 22:50	1-1	0-0	2-4	4 2 6	3 3	4	0	2	4	0 0 0	
24 Jersey Wollenbarger	20:37	2-7	0-0	3-4	4 3 7	1 2	7	0	2	1	0 0 -2	
30 Maryam Dauda	14:30	1-3	0-0	2-4	2 1 3	4 2	4	1	1	1	0 0 1	
55 Emrie Ellis	15:24	0-2	0-0	0-0	0 2 2	2 0	0	0	0	1	0 1 -10	
Team					3 3 6		0	0				
Totals		22-70	5-21	21-46	24 32 56	18 31 70	9	12	12	2 5 20		

Technical Fouls: NONE

Shooting By Period		
1 <sup>st</sup> FG%	6-16	37.5%
3PT%	2-8	25.0%
FT%	1-6	16.7%
2 <sup>nd</sup> FG%	9-24	37.5%
3PT%	3-5	60.0%
FT%	6-15	40%
3 <sup>rd</sup> FG%	5-13	38.5%
3PT%	0-2	0.0%
FT%	9-17	52.9%
4 <sup>th</sup> FG%	2-17	11.8%
3PT%	0-6	0.0%
FT%	5-8	62.5%
GM FG%	22-70	31.4%
3PT%	5-21	23.8%
FT%	21-46	45.7%

Dead Ball Rebounds: 13, 0

Ark.-Pine Bluff - 50 Record: 0-2

NO. Name	Min	FG M-A	3P M-A	FT M-A	Rebounds OR DR TOT	Fouls PF FD	TP	AS	TO	ST	Blocks BS BA	+/-
23 Maori Davenport	C 27:57	3-10	0-1	9-13	6 8 14	3 7	15	2	4	3	2 1 2	
2 Shayla Boule	G 18:12	2-2	0-0	1-4	1 1 2	4 3	5	0	3	0	0 0 1	
5 Jellisa Reese	G 17:06	1-4	0-1	2-2	0 3 3	4 2	4	0	0	0 0	0 0 -23	
15 Coriah Beck	G 30:06	3-12	1-5	1-2	0 2 2	3 1	8	0	3	0	0 0 -13	
24 Raziya Potter	G 25:38	3-10	0-1	0-2	2 2 4	1 4	6	2	4	0 1 1	-11	
21 Takaylyn Busby	12:53	0-1	0-1	0-0	1 3 4	1 0	0	0	1	0 0	0 0 -12	
54 Maya Peat	14:53	0-4	0-2	0-2	1 3 4	3 1	0	0	4	0 1	0 0 -19	
3 Demetria Shephard	12:07	1-6	1-3	0-0	0 2 2	3 0	3	0	0	0 0	0 0 -14	
11 Tia Morgan	17:08	1-4	1-2	0-0	1 1 2	3 2	3	0	2	0 0	0 0 -2	
10 Azaria Robinson	02:35	0-0	0-0	0-0	0 0 0	0 0	0	0	0	0 0	0 0 -1	
33 Breazia Robinson	01:01	0-0	0-0	0-0	0 0 0	0 0	0	0	0	0 0	0 0 0	
4 Kourtney Rittenberry	11:58	2-4	0-1	0-0	0 6 6	2 0	4	0	1	1 1	0 0 -6	
1 Markisha Body	06:46	1-1	0-0	0-0	0 1 1	2 0	2	0	0	0 0	0 0 -3	
32 Stephanie Okowi	01:40	0-0	0-0	0-0	0 0 0	0 1	0	0	0	0 0	0 0 -3	
Team					2 3 5		0	0				
Totals		17-58	3-17	13-25	14 35 49	32 18	50	4	22	4	5 2 -20	

Technical Fouls: Reese 3<sup>rd</sup> 6:36

Points from		ARK		UAPB	
Biggest lead	34 (3 <sup>rd</sup> 2:48)	1	(1 <sup>st</sup> 6:41)		
Best Scoring Run	17 (2 <sup>nd</sup> 6:19)	12	(4 <sup>th</sup> 7:28)		
Lead Changes	2				
Times Tied	0				
Time with Lead	37:44		01:20		

Shooting By Period		
1 <sup>st</sup> FG%	3-14	21.4%
3PT%	1-4	25.0%
FT%	3-4	75%
2 <sup>nd</sup> FG%	2-13	15.4%
3PT%	0-7	0.0%
FT%	3-8	37.5%
3 <sup>rd</sup> FG%	5-13	38.5%
3PT%	1-3	33.3%
FT%	7-13	53.8%
4 <sup>th</sup> FG%	7-18	38.9%
3PT%	1-3	33.3%
FT%	0-0	0%
GM FG%	17-58	29.3%
3PT%	3-17	17.6%
FT%	13-25	52.0%

Dead Ball Rebounds: 7, 1



Official Basketball Box Score - Final  
**Central Ark. at Arkansas**  
11/11/22 Bud Walton Arena, Fayetteville  
2022-23 Women's Basketball

Game Time: 10:30 AM  
Game Duration: 1:56  
Attendance: 7,410

Officials: Brian Hall, Kristen Bel, Kaz Beverley

Central Ark. - 34 Record: 0-2

NO.	Name	Min	FG M-A	3P M-A	FT M-A	Rebounds OR DR TOT	Fouls PF TD	TP	AS	TO	ST	Blocks BS BA	+/-		
11	Kyjai Miles	F 20:24	2-7	0-0	0-2	2 3 5	3 2	4	0	1	0	0	1	-24	
1	Kinley Fisher	G 24:15	3-9	1-5	0-0	0 3 3	0 0	7	0	2	1	0	0	-22	
10	Gloria Fornah	G 25:35	0-4	0-0	2-4	2 4 6	5 2	2	0	2	0	0	4	-21	
12	Siera Carter	G 09:57	0-2	0-1	2-3	0 1 1	2 2	2	0	2	1	0	0	-14	
20	Kayla Mitchell	G 19:34	2-3	1-2	0-0	0 2 2	5 1	5	1	4	0	0	0	-14	
3	Randrea Wright	19:37	0-5	0-3	1-2	0 1 1	2 2	1	1	3	0	0	0	-24	
15	Parris Atkins	31:39	3-16	0-5	1-4	1 4 5	2 3	7	1	1	1	0	1	-30	
13	Jenny Peakie	11:05	0-5	0-3	0-0	3 1 4	1 0	0	0	0	1	0	0	-7	
30	Keerra Prim	27:48	2-3	0-0	2-4	4 5 9	4 2	6	0	2	1	1	0	-22	
5	Lashiyah Fowler	06:33	0-1	0-0	0-0	0 0 0	2 0	0	0	0	0	0	0	-8	
2	Leah Perry	01:41	0-0	0-0	0-0	0 0 0	0 0	0	0	0	0	0	0	-4	
4	Jada Wilmington	01:52	0-0	0-0	0-0	0 1 1	0 0	0	0	0	0	0	0	0	
Team									2 2 4		0 1				
Totals			12-55 2-19 8-19						14 27 41		26 14		34 3 18 5 1 6		-38

Technical Fouls: NONE

Dead Ball Rebounds: 5, 2

Arkansas - 72 Record: 2-0

NO. Name	Min	FG M-A	3P M-A	FT M-A	Rebounds OR DR TOT	Fouls PF FD	TP	AS	TO	ST	Blocks BS BA	+/-
4 Erynn Barnum	F 22:29	5-8	0-1	9-9	4 5 9	2 5	19	2	1	0	3 0 22	
0 Saylor Poffenbarger	G 30:24	0-5	0-3	2-4	0 0 0	7 7	1	2	2	1	2 0 31	
2 Samara Spencer	G 18:51	1-5	0-2	3-7	0 2 2	3 5	5	3	2	0	0 1 20	
34 Chrissy Carr	G 25:25	2-8	2-6	2-2	0 8 8	1 1	8	0	3	1	0 0 20	
43 Makayla Daniels	G 24:18	5-8	1-2	3-6	0 2 2	0 6	14	0	4	0 0	0 23	
11 Rylee Langerman	G 24:26	3-5	2-4	1-3	0 4 4	0 2	9	0	1	0 0	0 19	
24 Jersey Wollenbarger	20:20	2-6	1-3	0-1	0 1 1	2 2	5	0	0	0 0	0 18	
30 Maryam Dauda	17:06	4-6	0-0	2-3	3 2 5	3 3	10	0	2	1 1	0 17	
55 Emrie Ellis	12:53	0-1	0-1	0-0	1 3 4	0 0	0	0	0	0 0	0 17	
20 Karley Johnson	02:37	0-0	0-0	0-0	0 0 0	0 0	0	0	0	1 0	0 3	
21 Loren Lindsey	01:11	0-0	0-0	0-0	0 0 0	0 0	0	0	0	0 0	0 0	
Team					1 1 2		0	0				
Totals		22-52	6-22	22-35	9 35 44	14 26	72	10	11	7 6 1	38	

Technical Fouls: NONE

Dead Ball Rebounds: 5, 0

Points from		UCA		ARK	
Biggest lead	2 (1 <sup>st</sup> 8:51)	40	(4 <sup>th</sup> 0:56)		
Best Scoring Run	3 (3 <sup>rd</sup> 8:17)	15	(4 <sup>th</sup> 0:56)		
Lead Changes	1				
Times Tied	2				
Time with Lead	01:06		37:29		

Shooting By Period		
1 <sup>st</sup> FG%	3-14	21.4%
3PT%	1-4	25.0%
FT%	3-4	75%
2 <sup>nd</sup> FG%	2-13	15.4%
3PT%	0-7	0.0%
FT%	3-8	37.5%
3 <sup>rd</sup> FG%	5-13	38.5%
3PT%	1-3	33.3%
FT%	7-13	53.8%
4 <sup>th</sup> FG%	7-18	38.9%
3PT%	1-3	33.3%
FT%	0-0	0%
GM FG%	17-58	29.3%
3PT%	3-17	17.6%
FT%	13-25	52.0%

Dead Ball Rebounds: 7, 1



Official Basketball Box Score - Final  
**Tulsa at Arkansas**  
11/14/22 Bud Walton Arena, Fayetteville  
2022-23 Women's Basketball

Game Time: 7:00 PM  
Game Duration: 2:54  
Attendance: 2,511

Officials: Dee Karler, Michael McConnell, Talisa Green

Tulsa - 70 Record: 2-1

NO. Name	Min	FG M-A	3P M-A	FT M-A	Rebounds OR DR TOT	Fouls PF FD	TP	AS	TO	ST	Blocks BS BA	+/-
2 Temira Poindexter	F 26:10	9-18	2-7	1-2	0 3 3	1 4	21	3	2	0	1 1 -3	
20 Katelyn Levings	F 27:38	5-10	1-4	0-0	3 4 7	5 2	11	1	1	0	0 0 1	
0 Katia Gallegos	G 11:55	0-0	0-0	0-0	0 2 2	1 1	0	4	1	0	0 0 0	
10 Maya Mayberry	G 34:06	6-11	4-6	1-4	0 4 4	3 5	17	2	3	2	0 0 -3	
11 Maddie Bittle	G 28:50	3-10	2-4	0-0	1 4 5	4 1	8	3	6	0	0 0 -2	
5 Delanie Crawford	24:47	2-5	2-4	1-2	0 3 3	4 1	7	3	0	0	0 0 -10	
35 Athray Young	23:21	1-6	0-3	1-4	0 2 2	1 2	3	1	1	2	0 1 -10	
13 Jessika Evans	09:51	1-1	1-1	0-0	0 2 2	4 0	3	0	2	0	0 0 -9	
30 Caroline Lyles	02:37	0-0	0-0	0-0	1 1 1	1 0	0	0	0	1 0	0 0 -6	
1 Cam Mathews	00:10	0-0	0-0	0-0	0 0 0	0 0	0	0	0	0 0	0 0 -1	
21 Hadley Periman	00:35	0-0	0-0	0-0	0 0 0	0 0	1	0	0	0 0	0 0 -2	
Team					0 6 6		0	0				
Totals		27-61	12-29	4-12	4 31 35	25 16	70	17	17	4 4 2	-9	

Technical Fouls: NONE

Arkansas - 79 Record: 3-0

Arkansas - 79		Record: 3-0																
NO. Name	Min	FG M-A	3P M-A	FT M-A	Rebounds		Fouls		TP	AS	TO	ST	Blocks		+/-			
					OR	DR	TOT	PF	FD				BS	BA				
4 Erynn Barnum	F 30:32	10-12	0-0	7-12	3	5	8	3	7	27	0	1	2	1	1	3		
0 Saylor Poffenbarger	G 28:35	1-4	0-2	0-0	2	8	10	4	2	2	3	0	1	0	0	13		
2 Samara Spencer	G 39:04	3-16	3-11	4-6	0	3	3	2	9	13	4	2	0	0	2	7		
34 Chrissy Carr	G 22:32	1-9	1-8	0-0	2	4	6	0	1	3	0	2	0	1	0	7		
43 Makayla Daniels	G 36:43	6-19	4-9	3-4	4	5	9	1	3	19	3	2	0	0	1	5		
11 Rylee Langerman	22:35	2-7	2-5	4-6	2	3	5	3	3	10	1	0	4	0	0	1		
30 Maryam Dauda	09:28	1-2	1-2	0-0	2	1	3	1	0	3	0	2	0	0	0	6		
24 Jersey Wollenbarger	10:31	1-3	0-2	0-0	0	0	0	2	2	0	0	0	0	0	0	3		
Team					2			1		3	0		0					
Totals		25-72		11-39	18-28		17	30	47	16	25	79	11	9	7	2	4	9
Technical Fouls: NONE																		





Official Basketball Box Score - Final  
**Arkansas at Little Rock**  
11/20/22 Jack Stephens Center, Little Rock  
2022-23 Women's Basketball

Game Time: 1:00 PM  
Game Duration: 1:56  
Attendance: 2,879

Officials: Ty Bitts, Nadi Carey, Daniel Drake

Arkansas - 93										Record: 5-9											
NO.	Name	Min	FG M-A	3P M-A	FT M-A	Rebounds OR DR TOT	Fouls PF FD	TP	AS	TO	ST	Blocks BS BA	+/	Shooting By Period							
4	Erynn Barnum	F 20:40	5-5	0-0	5-6	0	9	9	3	4	15	1	5	0	1	0	23	1st FG	8-11	72.7%	
0	Saylor Poffenbarger	G 27:53	3-4	0-1	3-4	0	9	9	3	4	9	1	3	0	0	0	32	3PT	2-3	66.7%	
2	Samara Spencer	G 30:08	4-9	0-4	3-4	0	7	7	1	4	11	6	6	0	0	0	39	FT	2-4	50.0%	
3	Chrissy Carr	G 23:57	7-10	4-6	4-4	1	1	2	2	22	0	2	0	0	0	0	33	3PT	2-4	50.0%	
4	Makayla Daniels	G 22:29	3-4	3-4	3-4	1	2	3	2	5	12	4	1	1	0	0	34	3PT	2-5	40.0%	
11	Rylee Langerman	13:45	1-1	0-0	1-2	0	0	0	1	1	3	0	0	0	0	0	15	FT	8-10	80.0%	
24	Jersey Wolfenbarger	17:05	2-6	1-2	1-2	1	4	5	1	1	6	1	0	0	0	0	20	3rd FG	8-13	61.5%	
30	Maryam Dauda	14:55	3-3	1-1	0-0	1	3	4	4	0	7	2	2	1	1	0	13	3PT	4-9	44.4%	
55	Emmie Ellis	12:49	2-3	1-1	0-0	0	2	2	3	0	5	0	3	0	0	0	9	FT	5-6	83.3%	
22	Avery Hughes	05:04	0-1	0-0	2-2	0	0	0	2	1	2	0	0	0	0	0	-4	4th FG	7-12	58.3%	
20	Karley Johnson	06:19	0-0	0-0	1-2	0	0	0	0	1	1	1	1	0	0	0	1	3PT	2-2	100.0%	
21	Loren Lindsey	04:56	0-0	0-0	0-0	0	0	0	0	0	0	0	0	0	0	0	5	FT	8-10	80.0%	
Team						1	3	4			0							GM FG	30-48	62.5%	
Totals			30-48	10-19	23-30	5	40	45	22	23	93	16	22	3	2	0	44	3PT	10-19	52.6%	
Technical Fouls:NONE																		FT		23-30	76.7%
																		Dead Ball Rebounds: 4.0			

Technical Fouls:NONE

Dead Ball Rebounds: 4, 0

Little Rock - 49			Record: 1-2																		
NO.	Name	Min	FG M-A	3P M-A	FT M-A	Rebounds OR DR TOT	Fouls PF FO	TP	AS	TO	ST	Blocks BS BA	+/-	Shooting By Period							
11	Faith Lee	F 23:32	1-9	0-0	3-4	0	0	4	3	5	0	3	0	0	1st FG% 4-12	33.3%					
32	Nikki Metcalfe	F 31:37	6-11	0-0	0-0	0	4	4	2	12	1	3	0	0	3PT% 0-0	0.0%					
3	Jayla Brooks	G 17:58	0-2	0-0	1-2	0	0	0	4	1	0	0	1	0	FT% 2-3	66.7%					
10	Jaiyah Harris-Smith	G 36:41	2-4	0-0	3-3	2	3	5	4	3	7	6	4	1	0	2nd FG% 4-20	20.0%				
12	Tia Harvey	G 25:55	6-22	0-1	2-2	0	0	0	2	3	14	1	3	2	0	3PT% 1-3	33.3%				
34	Angelique Francis	16:18	1-2	0-0	0-2	1	1	2	3	5	2	0	1	0	0	FT% 0-0	0.0%				
0	Toyosi Abiola	21:05	2-9	1-6	1-2	1	0	1	2	4	6	1	0	0	0	3rd FG% 2-14	14.3%				
22	Mesi Triplett	10:16	0-2	0-0	0-2	1	1	2	1	1	0	0	0	0	0	3PT% 0-2	0.0%				
40	Sha'nequa Henry	13:18	1-2	0-0	0-0	1	2	3	1	0	2	0	1	1	0	FT% 3-4	75.0%				
1	Mira Hanna	03:20	0-0	0-0	0-0	0	1	1	0	0	0	0	0	0	0	4th FG% 9-17	52.9%				
Team						1			4			5			3PT% 0-2			0.0%			
									0			1			FT% 5-10			50%			
Totals			19-63			1-7			10-17			7			16			GM FG% 19-63			30.2%
																		3PT% 1-7			14.3%
																		FT% 10-17			58.8%
														Technical Fouls:NONE				Dead Ball Rebounds:0			

Technical Fouls:NONE

Dead Ball Rebounds: 4, 0

		ARK	LR			Points from	ARK	LR					
Biggest lead		45 (4 <sup>th</sup> 9:05)	2 (1 <sup>st</sup> 9:14)			Turnovers	19	16					
Best Scoring Run		11 (3 <sup>rd</sup> 2:43)	4 (4 <sup>th</sup> 7:19)			Paint	38	16					
Lead Changes		1				Second Chance	10	3					
Times Tied		1				Fast Breaks	9	8					
Time with Lead		37:22	00:20			Bench	24	10					



Official Basketball Box Score - Final  
**Arkansas at Clemson**  
11/25/22 UVI Sports and Fitness Center, Charlotte Amalie, USVI  
2022-23 Women's Basketball

Game Time: 9:35 PM  
Game Duration: 2:06  
Attendance: 1,724

Officials: Mark McDienny, Brandon Entenrie, Whitney Armstrong

Arkansas - 76			Record: 7-0																																												
NO.	Name	Min	FG M-A	3P M-A	FT M-A	Rebounds OR DR TOT	Fouls PF FO	TP	AS	TO	ST	Blocks BS BA	+/-																																		
4	Erynn Barnum	F 25:33	4-5	0-0	6-9	2	7	9	1	6	14	1	1	5	1	0	28																														
0	Saylor Poffenbarger	G 37:48	5-8	2-4	3-4	0	9	9	2	2	15	1	4	1	0	0	14																														
2	Samara Spencer	G 27:30	1-5	0-2	1-6	0	5	5	3	3	6	8	0	0	0	1	14																														
34	Chrissy Carr	G 30:43	6-13	5-10	2-2	1	3	4	3	2	19	1	1	1	0	0	14																														
43	Makayla Daniels	G 34:19	6-12	2-5	7-10	0	5	5	4	8	21	2	6	2	0	0	18																														
11	Rylee Langerman	18:49	1-1	0-0	1-2	0	0	0	4	1	3	0	0	0	0	0	4																														
24	Jersey Wolfenbarger	10:51	0-2	0-2	1-2	1	3	4	1	1	1	2	0	0	0	0	-8																														
30	Maryam Dauda	14:27	0-2	0-0	0-0	2	1	3	0	1	0	0	0	0	0	0	-14																														
Team						3			2			5			0			1																													
Totals			23-48			9-23			21-35			9			35			44			19			26			76			12			23			9			1			1			14		
Technical Fouls: Daniels 4 <sup>th</sup> 4:04 Daniels 4 <sup>th</sup> 4:04 Coach 4 <sup>th</sup> 4:04																																															
GM FG% 23-48 47.9%																		Shooting By Period																													
FT% 9-23 39.1%																		1 <sup>st</sup> FG% 4-12 33.3%																													
3PT% 2-5 40.0%																		2 <sup>nd</sup> FG% 3-12 25.0%																													
FT% 2-2 28.6%																		3 <sup>rd</sup> FG% 10-16 62.5%																													
1 <sup>st</sup> FT% 2-5 40.0%																		4 <sup>th</sup> FG% 6-8 75.0%																													
3PT% 3-4 75%																		3 <sup>rd</sup> FT% 4-5 80.0%																													
2 <sup>nd</sup> FT% 11-18 61.1%																		GM FG% 23-48 47.9%																													
3 <sup>rd</sup> FT% 9-23 39.1%																		FT% 21-35 60.0%																													

Technical Fouls:Daniels 4<sup>th</sup>0:40Daniels 4<sup>th</sup>0:40Coach 4<sup>th</sup>0:40

Clemson - 62													Record: 3-3													Dead Ball Rebounds: 5, 0												
NO. Name		Min	FG M-A	3P M-A	FT M-A	Rebounds OR	DR	TOT	Fouls PF	TP	AS	TO	ST	Blocks BS	+/ -	Shooting By Period																						
5	Amari Robinson	F 25:09	3-11	1-3	0-0	2	3	5	4	1	7	1	4	1	0	-5	1 <sup>st</sup> FG 3PT	7-16	43.8%	16.7%																		
12	Hannah Hank	C 31:25	2-4	2-3	3-4	1	8	9	4	4	9	0	1	1	0	-13	FT	0-2	0%	0%																		
2	Daisha Bradford	G 20:32	3-10	0-3	1-2	0	0	0	5	3	7	3	1	0	0	-8	2 <sup>nd</sup> FG 3PT	4-15	26.7%	0.0%																		
22	Ruby Whitehorn	G 27:32	4-11	0-1	2-3	1	4	5	3	4	10	2	4	0	0	-12	FT	1-2	50%	0.0%																		
24	Alie'jah Douglas	G 16:51	2-4	1-1	2-4	1-4	1	2	3	5	2	13	0	1	0	-10	3 <sup>rd</sup> FG 3PT	0-4	0.0%	0.0%																		
3	Ben Perigian	G 24:44	1-6	0-2	2-2	1	1	2	1	2	4	4	0	3	0	-16	FT	1-2	50%	0.0%																		
3	MaKayla Elmore	17:15	1-1	1-1	0-0	1	2	3	1	3	1	0	1	1	1	-10	3 <sup>rd</sup> FG 3PT	5-13	38.5%	33.3%																		
15	Kionna Gaines	12:28	2-5	0-0	0-0	1	2	3	1	1	4	0	0	0	0	-1	FT	1-3	33.3%	100%																		
30	Madi Ott	14:49	1-4	1-4	0-0	0	0	0	1	0	3	1	0	0	0	-7	4 <sup>th</sup> FG 3PT	7-20	35.0%	62.5%																		
21	Eno Inyang	06:11	1-1	0-0	0-0	0	1	1	1	0	2	0	1	0	0	0	FT	5-8	62.5%	66.7%																		
Team						1	2	3		0	0	0	0																									
Totals			23-64	7-21	9-15	9	25	34	27	16	62	12	17	9	1	-14	Technical Fouls:Bradford 4 <sup>th</sup> 4:04																					
																Dead Ball Rebounds: 3, 0																						



# #SIDEBYSIDE



Official Basketball Box Score - Final  
**Troy at Arkansas**  
12/01/22 Bud Walton Arena, Fayetteville  
2022-23 Women's Basketball

Game Time: 7:00 PM  
Game Duration: 2:02  
Attendance: 3,019

Officials: William (Bily) Smith, Meadow Overstreet, Teresa Stuck

Troy - 70

Record: 3-4

NO. Name	Min	FG M-A	3P M-A	FT M-A	Rebounds OR DR TOT	Fouls PF FD	TP	AS	TO	ST	Blocks BS BA	+/-
10 Tai'Sheka Porchia	F 24:52	3-10	0-0	4-5	1 4 5	1 3	10	1	3	1	1 1	-1
11 Ja'Mia Hollings	F 24:28	4-9	0-1	0-0	3 5 8	2 0	8	1	3	1	0 0	-24
3 Makayia Hallmon	G 25:13	9-23	4-7	3-4	0 1 1	3 2	25	1	1	0	0 0	-17
5 Jada Walton	G 21:37	4-13	2-5	0-1	4 0 4	1 2	10	2	1	0	0 0	-16
22 Sharonica Hartsfield	G 15:32	0-2	0-2	4-6	2 0 2	5 4	4	1	2	0	0 0	-11
12 Nia Daniel	13:55	1-4	0-2	0-0	2 2 4	0 0	2	0	1	0	1 0	2
20 Janean Camp	15:47	1-5	0-0	1-2	3 7 10	4 2	3	0	5	1	2 1	-9
4 Jashanti Simmons	08:13	0-0	0-0	1-2	3 0 3	2 0	0	1	0	0	0 0	1
0 Gabbi Cartagena	14:45	1-4	0-3	1-1	1 1 2	1 2	3	0	0	0	0 0	5
1 Mary Delgado	13:33	2-3	1-1	0-0	0 1 1	3 1	5	3	2	1	0 0	-2
21 Ke'Aja Williams	10:44	0-0	0-0	0-0	1 3 4	2 0	0	0	0	0	1 0	1
23 Shaniah Nunn	06:52	0-2	0-1	0-2	1 2 3	0 1	0	0	2	0	0 0	-6
31 Jamila Nansombi-Gunter	04:48	0-1	0-0	0-0	1 0 1	0 0	0	0	0	0	0 0	-8
Team					4 1 5		0	1				
Totals	25:77	7-22	13-21	24	29	53	25	17	70	10	21 5	5 3 -17

Technical Fouls: Coach 2<sup>nd</sup> 3<sup>rd</sup> 5<sup>th</sup> Hallmon 4<sup>th</sup> 0:01

Dead Ball Rebounds: 4, 3

Arkansas - 87

Record: 9-0

NO. Name	Min	FG M-A	3P M-A	FT M-A	Rebounds OR DR TOT	Fouls PF FD	TP	AS	TO	ST	Blocks BS BA	+/-
4 Erynn Barnum	F 19:10	8-9	0-1	2-2	3 5 8	1 2	18	2	1	2	0 0	12
0 Saylor Poffenbarger	G 24:18	3-8	1-4	2-2	0 3 3	1 3	9	5	3	0	1 0	1
2 Samara Spencer	G 27:47	8-15	3-8	0-3	0 3 3	1 4	19	6	3	1	0 0	26
3 Chrissy Carr	G 25:43	5-14	2-9	2-2	1 2 3	2 1	14	0	0	1	0 0	23
43 Makayia Daniels	G 25:36	2-6	2-6	4-4	0 3 3	4 7	10	4	3	3	0 0	10
11 Rylee Langerman	15:55	0-2	0-2	1-2	1 4 5	2 2	1	3	2	0	0 0	20
24 Jersey Wollenbarger	20:46	4-7	3-5	0-2	2 1 3	1 1	11	0	0	1	2 0	9
30 Maryam Dauda	20:50	0-0	0-0	0-0	0 7 7	4 1	0	0	0	0	0 0	5
55 Emrie Ellis	08:42	0-2	0-1	1-2	0 0 0	1 1	1	0	0	0	0 0	-10
20 Karley Johnson	05:38	0-0	0-0	0-0	1 0 1	0 0	0	0	0	0	0 0	1
22 Avery Hughes	03:22	1-1	0-0	2-2	0 0 0	0 0	1	4	0	0	0 0	-6
21 Loren Lindsey	02:13	0-0	0-0	0-0	0 0 0	0 0	0	0	0	0	0 0	-1
Team					2 3 5		0	1				
Totals	31:70	11-37	14-21	10	31	41	19	23	87	20	14 8	3 5 17

Technical Fouls: Coach 3<sup>rd</sup> 1:43 Coach 4<sup>th</sup> 0:01

Dead Ball Rebounds: 4, 1

	TROY	ARK
Biggest lead	0 (1 <sup>st</sup> 10:00)	27 (3 <sup>rd</sup> 4:18)
Best Scoring Run	6 (4 <sup>th</sup> 5:38)	9 (2 <sup>nd</sup> 2:54)
Lead Changes	0	
Times Tied	3	
Time with Lead	00:00	38:50

Points from Turnovers	TROY	ARK
Paint	20	40
Second Chance	14	9
Fast Breaks	17	20
Bench	13	17

Period by Period Scoring	1st	2nd	3rd	4th	TOT
TROY	17	7	20	26	70
ARK	27	17	23	20	87



Official Basketball Box Score - Final  
**Oral Roberts at Arkansas**  
12/04/22 Bud Walton Arena, Fayetteville  
2022-23 Women's Basketball

Game Time: 2:00 PM  
Game Duration: 1:48  
Attendance: 2,947

Officials: Katie Lukanich, Sal Esho, Eric Baker

Oral Roberts - 58

Record: 2-7

NO. Name	Min	FG M-A	3P M-A	FT M-A	Rebounds OR DR TOT	Fouls PF FD	TP	AS	TO	ST	Blocks BS BA	+/-
22 Ruthie Udumoh	F 32:26	0-8	0-2	4-6	2 3 5	4 3	4	0	3	0	0 2	-34
32 Tirzah Moore	F 32:17	7-12	0-0	2-2	5 6 11	3 3	16	0	1	0	2 3	-40
2 Hannah Cooper	G 38:07	7-19	0-1	1-3	0 3 3	4 3	15	4	4	4	0 4	-36
11 Ariel Walker	G 24:06	4-11	1-5	4-6	3 2 5	2 4	13	0	1	2	0 0	-20
14 Delaney Nix	G 25:41	1-8	0-7	0-0	0 3 3	1 0	2	1	0	0	0 0	-21
20 Lauren Ramey	16:29	1-6	0-5	0-0	0 3 3	0 0	2	0	0	0	1 0	-9
30 Sara Rodrigues	19:51	1-4	1-3	3-4	0 4 4	3 3	6	1	1	0	0 0	0
23 Talia Pogi	09:10	0-3	0-3	0-0	0 1 1	1 0	0	0	1	0	0 0	-12
1 Maggie Sockey	01:53	0-0	0-0	0-0	0 0 0	1 0	0	0	1	0	0 0	2
Team					2 4 6		0	1				
Totals	21:71	2-26	14-21	12	29	41	19	16	58	6	13 6	3 9 -34

Technical Fouls: NONE

Dead Ball Rebounds: 3, 0

Arkansas - 92

Record: 10-0

NO. Name	Min	FG M-A	3P M-A	FT M-A	Rebounds OR DR TOT	Fouls PF FD	TP	AS	TO	ST	Blocks BS BA	+/-
4 Erynn Barnum	F 19:43	3-5	0-0	0-0	2 3 5	3 0	6	4	1	0	1 0	14
0 Saylor Poffenbarger	G 26:09	5-11	1-3	3-4	0 13 13	4 5	14	5	0	0	1 0	35
2 Samara Spencer	G 30:40	10-17	6-8	6-12	1 1 2	1 6	32	3	2	3	1 0	36
24 Jersey Wollenbarger	G 32:30	2-5	0-2	5-5	3 9 12	1 3	9	1	2	0	4 0	29
3 Chrissy Carr	G 35:04	6-17	3-12	0-0	1 4 5	2 1	15	1	2	0	0 0	33
11 Rylee Langerman	16:32	1-4	0-2	1-2	3 2 5	2 1	3	1	0	2	0 0	5
30 Maryam Dauda	22:08	5-11	0-3	0-0	3 5 8	3 0	10	1	0	0	2 1	14
55 Emrie Ellis	08:33	1-3	0-0	0-0	0 1 1	0 1	2	0	0	0	0 1	4
22 Avery Hughes	03:52	0-0	0-0	1-2	0 0 0	0 1	1	0	0	1	0 0	1
20 Karley Johnson	02:43	0-1	0-0	0-0	0 0 0	0 0	1	0	0	0	0 0	1
21 Loren Lindsey	02:06	0-0	0-0	0-0	0 0 0	0 0	0	0	0	0	0 0	-2
Team					2 4 6		0	0				
Totals	33:74	10-30	16-25	15	42	57	16	19	92	16	8 5	9 3 34

Technical Fouls: NONE

Dead Ball Rebounds: 6, 0

	ORU	ARK
Biggest lead	2 (1 <sup>st</sup> 9:14)	36 (4 <sup>th</sup> 2:06)
Best Scoring Run	6 (2 <sup>nd</sup> 3:18)	14 (4 <sup>th</sup> 8:21)
Lead Changes	3	
Times Tied	1	
Time with Lead	01:14	37:53

Points from Turnovers	ORU	ARK
Paint	36	42
Second Chance	10	10
Fast Breaks	13	20
Bench	8	16

Period by Period Scoring	1st	2nd	3rd	4th	TOT
ORU	16	21	10	11	58
ARK	22	19	32	19	92



Official Basketball Box Score - Final  
**Lamar University at Arkansas**  
12/08/22 Bud Walton Arena, Fayetteville  
2022-23 Women's Basketball

Game Time: 7:00 PM  
Game Duration: 1:52  
Attendance: 2,268

Officials: Putari Spurlock-Welsh, Nykesha Thompson, Eric Brewton

Lamar University - 50

Record: 4-4

NO. Name	Min	FG M-A	3P M-A	FT M-A	Rebounds OR DR TOT	Fouls PF FD	TP	AS	TO	ST	Blocks BS BA	+/-
14 Emma Imevbore	F 07:08	1-2	0-0	0-0	2 2 4	4 0	2	0	1	0	1 0	-4
22 NJ Weems	F 14:32	0-1	0-1	2-3	0 1 1	3 1	2	0	4	0	0 0	-1
3 Sabria Dean	G 37:53	3-11	3-6	2-2	3 4 7	3 3	11	1	5	3	0 2	-10
11 Portia Adams	G 30:57	5-12	2-3	0-0	1 4 5	4 3	12	0	1	1	0 0	-2
30 RT'Mari Taylor	G 35:49	4-12	1-2	0-0	0 1 1	1 2	9	5	3	2	0 3	-11
2 Alyiah Craft	15:21	1-3	0-1	0-0	0 1 1	2 0	2	0	2	0	0 0	-6
41 Akasha Davis	24:01	3-10	0-0	2-3	3 2 5	2 8	0	2	1	1	0 0	-5
13 Taliah Hill	08:51	1-2	0-0	2-2	1 1 2	4 1	4	0	0	0	0 1	-4
33 Anaya Bernard	25:28	0-2	0-0	0-0	1 6 7	3 1	0	0	0	2	0 1	-14
Team					1 2 3		0	2				
Totals	18:55	6-13	8-10	12	24	36	26	13	50	6	20 9	2 9 -13

Technical Fouls: NONE

Shooting By Period	1st	FG	2nd	FG	3rd	FG	4th	FG	TOT
1st FG	7-12	58.3%							
3PT	2-4	50.0%							
FT	0-0	0%							
2nd FG	6-14	42.9%							
3PT	2-3	66.7%							
FT	3-3	100%							
3rd FG	3-16	18.8%							
3PT	1-3	33.3%							
FT	3-5	60%							
4th FG	2-13	15.4%							
3PT	1-3	33.3%							
FT	2-2	100%							
GM FG	18-55	32.7%							
3PT	6-13	46.2%							
FT	8-10	80.0%							

Dead Ball Rebounds: 1, 1

Arkansas - 63

Record: 11-0

NO. Name	Min	FG M-A	3P M-A	FT M-A	Rebounds OR DR TOT	Fouls PF FD	TP	AS	TO	ST	Blocks BS BA	+/-
4 Erynn Barnum	F 33:51	2-4	0-1	1-4	3 5 8	2 5	5	3	5	1	2 0	15
0 Saylor Poffenbarger	G 37:37	7-13	2-5	1-3	2 10 12	3 4	17	3	5	2	3 2	19
2 Samara Spencer	G 33:45	5-10	1-3	6-16	0 0 0	4 11	17	4	5	0	0 0	7
24 Jersey Wollenbarger	G 32:20	2-9	0-3	0-0	3 3 6	1 0	4	0	1	2	3 0	13
3 Chrissy Carr	G 35:42	4-9	4-9	6-8	1 1 2	2 4	18	0	1	0	0 0	13
11 Rylee Langerman	18:13	0-2	0-2	0-0	1 5 6	0 2	0	0	1	1	1 0	8
30 Maryam Dauda	06:09	1-1	0-0	0-0	0 0 0	1 0	1	2	0	2	2 0	-2
55 Emrie Ellis	02:23	0-0	0-0	0-0	0 0 0	0 0	0	0	0	0	0 0	-6
Team					2 1 3		0	0				
Totals	21:48	7-23	14-31	12	25	37	13	26	63	10	20 8	9 2 13

Technical Fouls: NONE





Official Basketball Box Score - Final  
Arkansas at Creighton  
12/17/22 D.J. Sokol Arena, Omaha, Neb.  
2022-23 Women's Basketball

Game Time: 1:00 PM  
Game Duration: 2:03  
Attendance: 1,050

Officials: Tiara Cruise, Dee Kantner, Pualani Spurlock-Welsh

Arkansas - 83 Record: 13-0

NO. Name	Min	FG M-A	3P M-A	FT M-A	Rebounds OR DR TOT	Fouls PF FD	TP	AS	TO	ST	Blocks BS BA	+/-
4 Erynn Barnum	F 29:35	5-9	0-0	5-7	1 1 2	2 4	15	4	0	2	2 0	8
0 Saylor Poffenbarger	G 37:44	6-16	2-7	2-3	4 7 11	3 2	16	3	6	2	0 1	5
2 Samara Spencer	G 36:38	10-17	5-7	1-4	0 4 4	3 4	26	4	1	0	0 2	13
34 Chrissy Carr	G 15:21	0-3	0-3	2-2	0 2 2	2 2	2	0	0	1	0 0	3
43 Makayla Daniels	G 30:00	3-7	2-3	6-8	1 1 2	4 6	14	3	3	0	0 0	1
11 Rylee Langerman	25:26	2-3	2-3	0-0	1 4 5	1 0	6	0	0	0	0 0	2
24 Jersey Wolfenbarger	14:51	0-1	0-1	0-0	1 2 3	1 0	0	0	0	0	0 0	8
30 Maryam Dauda	10:25	1-2	1-2	1-2	0 1 1	1 1	4	1	3	0	0 0	0
Team					1 5 6	0	0	0	0	0	0 0	0
Totals		27-58	12-26	17-26	9 27 36	17 19	83	15	13	5	2 3	8

Technical Fouls: NONE

Shooting By Period	1st	2nd	3rd	4th	FT	GM FG
1st FG%	5-13	38.5%				
3PT%	2-7	28.6%				
FT%	1-6	16.7%				
2nd FG%	9-16	56.3%				
3PT%	4-6	66.7%				
FT%	2-4	50%				
3rd FG%	7-18	38.9%				
3PT%	4-11	36.4%				
FT%	6-8	75%				
4th FG%	6-11	54.5%				
3PT%	2-2	100.0%				
FT%	8-8	100%				
GM FG%	27-58	46.6%				
3PT%	12-26	46.2%				
FT%	17-26	65.4%				

Dead Ball Rebounds: 3, 0

Creighton - 75 Record: 8-2

NO. Name	Min	FG M-A	3P M-A	FT M-A	Rebounds OR DR TOT	Fouls PF FD	TP	AS	TO	ST	Blocks BS BA	+/-
31 Emma Ronsiek	F 26:02	5-11	1-5	2-2	2 5 7	5 2	13	2	2	0	0 0	-2
13 Rachael Saunders	G 15:51	2-2	0-0	0-0	1 2 3	4 0	4	2	1	2	0 0	-6
15 Lauren Jensen	G 30:15	4-16	1-8	4-5	1 3 4	3 4	13	1	3	1	0 0	-11
21 Molly Mogensen	G 31:27	1-9	1-8	1-2	0 4 4	2 2	4	1	3	1	0 0	-13
30 Morgan Maly	G 28:43	5-13	2-8	12-12	5 4 9	1 6	24	3	3	0	0 0	-9
14 Mallory Brake	13:44	0-0	0-0	0-2	2 0 2	0 1	0	1	0	1	1 0	6
22 Carly Bachelor	27:55	3-8	0-1	0-0	5 6 11	3 2	6	1	0	0	0 0	-9
11 Kiani Lockett	08:11	0-1	0-1	0-0	0 0 0	1 0	0	2	1	0	0 0	7
2 Kennedy Townsend	06:11	0-1	0-1	0-0	0 0 0	0 0	0	1	0	0	0 0	-6
12 Jayme Horan	11:41	3-5	3-4	2-2	1 3 4	1 1	11	0	0	0	0 0	3
Team					1 1 2	0	0	1	0	0	0 0	0
Totals		23-66	8-35	21-25	18 28 46	20 17	75	14	14	5	3 2	-8

Technical Fouls: Saunders 3<sup>rd</sup> 9:11

Shooting By Period	1st	2nd	3rd	4th	FT	GM FG
1st FG%	7-19	36.8%				
3PT%	3-13	23.1%				
FT%	0-0	0%				
2nd FG%	3-12	25.0%				
3PT%	3-7	42.9%				
FT%	7-10	70%				
3rd FG%	8-20	40.0%				
3PT%	2-10	20.0%				
FT%	2-2	100%				
4th FG%	5-15	33.3%				
3PT%	0-5	0.0%				
FT%	12-13	92.3%				
GM FG%	23-66	34.8%				
3PT%	8-35	22.9%				
FT%	21-25	84.0%				

Dead Ball Rebounds: 2, 0

	ARK	CRE
Biggest lead	11 (3 <sup>rd</sup> 2:35)	6 (2 <sup>nd</sup> 7:00)
Best Scoring Run	11 (3 <sup>rd</sup> 9:41)	7 (3 <sup>rd</sup> 7:10)
Lead Changes	4	
Times Tied	9	
Time with Lead	26:10	12:53

Points from Turnovers	ARK	CRE
	11	12
Paint	26	24
Second Chance	11	14
Fast Breaks	10	9
Bench	10	17

Period by Period Scoring	1st	2nd	3rd	4th	TOT
ARK	13	24	24	22	83
CRE	17	16	20	22	75



Official Basketball Box Score - Final  
Oregon at Arkansas  
12/20/22 Pechanga Arena, San Diego  
2022-23 Women's Basketball

Game Time: 1:00 PM  
Game Duration: 1:46  
Attendance: 321

Officials: Kim Hobbs, Salf Escho, Scott Osborn

Oregon - 85 Record: 10-1

NO. Name	Min	FG M-A	3P M-A	FT M-A	Rebounds OR DR TOT	Fouls PF FD	TP	AS	TO	ST	Blocks BS BA	+/-
40 Grace VanSlooten	F 31:00	10-19	0-0	6-10	3 3 6	3 6	26	1	3	0	2 3	5
15 Philipina Kyel	C 25:30	3-6	0-0	0-2	5 9 14	1 2	6	1	1	0	1 1	0
2 Chance Gray	G 28:31	3-11	2-5	0-0	0 1 1	1 0	8	1	1	0	0 0	14
4 Endyia Rogers	G 33:47	6-13	1-3	7-10	0 3 3	2 9	20	6	1	2	1 0	12
12 Te-Hina Paopao	G 32:06	4-10	3-6	1-2	0 5 5	2 1	12	4	2	1	2 0	3
0 Tayla Hanson	18:01	3-5	1-3	1-2	1 4 5	1 1	8	2	1	0	0 0	-6
3 Ahise Hurst	23:04	2-6	1-3	0-0	0 4 4	2 1	5	2	0	0	0 0	10
11 Taylor Hosendove	08:01	0-0	0-0	0-0	2 3 5	2 0	0	0	1	0	0 0	-3
Team					3 4 7	0	0	0	0	0	0 0	0
Totals		31-70	8-20	15-26	14 36 50	14 20	85	17	10	3	6 4	7

Technical Fouls: NONE

Shooting By Period	1st	2nd	3rd	4th	FT	GM FG
1st FG%	10-20	50.0%				
3PT%	2-5	40.0%				
FT%	0-0	0%				
2nd FG%	4-12	33.3%				
3PT%	0-3	0.0%				
FT%	8-14	57.1%				
3rd FG%	7-20	35.0%				
3PT%	1-3	33.3%				
FT%	2-2	100%				
4th FG%	10-18	55.6%				
3PT%	5-9	55.6%				
FT%	5-10	50%				
GM FG%	31-70	44.3%				
3PT%	8-20	40.0%				
FT%	15-26	57.7%				

Dead Ball Rebounds: 6, 0

Arkansas - 78 Record: 13-1

NO. Name	Min	FG M-A	3P M-A	FT M-A	Rebounds OR DR TOT	Fouls PF FD	TP	AS	TO	ST	Blocks BS BA	+/-
4 Erynn Barnum	F 27:14	8-17	3-4	3-4	5 4 9	4 2	22	0	0	0	1 1	-8
0 Saylor Poffenbarger	G 34:09	2-9	1-6	0-0	1 10 11	3 0	5	3	2	1	0 0	0
2 Samara Spencer	G 38:40	6-18	2-6	6-8	0 7 7	5 7	20	2	1	0	0 3	-6
34 Chrissy Carr	G 28:27	1-5	1-5	0-0	0 1 1	0 0	3	3	1	1	0 0	1
43 Makayla Daniels	G 33:47	6-17	3-8	0-0	1 2 3	3 3	15	1	1	0	0 0	-13
11 Rylee Langerman	24:58	2-4	2-2	1-2	4 3 7	2 2	7	0	3	0	0 0	-10
30 Maryam Dauda	11:49	3-7	0-0	0-0	1 0 1	0 0	6	1	0	0	0 0	0
55 Emrie Ellis	00:56	0-0	0-0	0-0	0 1 1	0 0	0	0	0	0	0 0	1
Team					3 2 5	0	0	0	0	0	0 0	0
Totals		28-77	12-31	10-14	15 30 45	20 14	78	18	9	4	4 6	-7

Technical Fouls: NONE

Shooting By Period	1st	2nd	3rd	4th	FT	GM FG
1st FG%	10-21	47.6%				
3PT%	4-5	80.0%				
FT%	1-2	50%				
2nd FG%	5-16	31.3%				
3PT%	1-9	11.1%				
FT%	1-2	50%				
3rd FG%	9-23	39.1%				
3PT%	4-9	44.4%				
FT%	0-0	0%				
4th FG%	4-17	23.5%				
3PT%	3-8	37.5%				
FT%	3-10	30%				
GM FG%	28-77	36.4%				
3PT%	12-31	38.7%				
FT%	10-14	71.4%				

Dead Ball Rebounds: 2, 0

	ORG	ARK
Biggest lead	7 (4 <sup>th</sup> 0:28)	7 (2 <sup>nd</sup> 5:05)
Best Scoring Run	9 (2 <sup>nd</sup> 0:56)	6 (1 <sup>st</sup> 4:25)
Lead Changes	7	
Times Tied	9	
Time with Lead	13:38	20:50

Points from Turnovers	ORG	ARK
	8	15
Paint	40	26
Second Chance	18	12
Fast Breaks	15	11
Bench	13	13

Period by Period Scoring	1st	2nd	3rd	4th	TOT
ORG	22	16	17	30	85
ARK	25	12	22	19	78



Official Basketball Box Score - Final  
South Fla. at Arkansas  
12/21/22 Pechanga Arena, San Diego  
2022 NCAA W San Diego Invitational

Game Time: 1:00 PM  
Game Duration: 2:07  
Attendance: 303

Officials: Doug Knight, Kim Hobbs, Scott Osborn

South Fla. - 66 Record: 11-4

No.	Name	Min	FG		3P		FT		Rebounds			Fouls		TP	AS	TO	ST	Blocks		BS BA	+/-
			M-A	M-A	M-A	M-A	OR	DR	PF	FT	TP	AS	TO					ST	BS		
32	Dulcy Fankam Mendjiadeu	F 29:56	8-11	0-0	0-0	2	10	12	4	2	16	0	2	0	0	1	13				
55	Carla Brito	F 15:32	2-5	1-1	3-4	0	3	3	0	3	8	1	1	0	1	0	6				
3	Sammie Puits	G 44:02	2-11	1-7	0-0	2	3	5	0	2	5	2	3	0	0	0	1				
5	Elena Tsineke	G 40:28	9-17	3-6	2-2	2	0	2	4	3	23	3	7	3	1	2	3				
22	Aerial Wilson	G 22:13	1-1	1-1	0-2	0	3	3	5	1	3	5	2	0	1	0	9				
12	Marina Asensio	09:08	0-0	0-0	0	3	3	0	0	0	2	0	0	0	0	0	0				
20	Daniela Gonzalez	29:28	1-6	1-2	0	1	0	1	4	1	3	1	0	0	0	2	-5				
2	Priscilla Williams	03:21	0-1	0-0	0	0	0	0	0	0	0	1	0	0	0	0	-2				
14	Emma Johansson	13:45	1-2	0-1	0	0	3	3	3	1	2	1	1	1	1	0	-10				
1	Maria Alvarez	15:16	1-4	1-3	3-3	1	1	2	1	1	6	0	2	0	0	0	-7				
0	Caitlin McGee	01:19	0-0	0-0	0-0	0	1	1	0	0	0	0	0	0	0	1	-2				
10	Janelle Aarnio	00:32	0-0	0-0	0-0	0	0	0	0	0	0	0	0	0	0	0	-1				
Team						2	3	5			0	0	0								



# #SIDEBYSIDE



Official Basketball Box Score - Final  
**Arkansas at Kentucky**  
01/01/23 Memorial Coliseum, Lexington  
2022-23 Women's Basketball

Game Time: 2:00 PM  
Game Duration: 1:52  
Attendance: 3,284

Officials: Gina Cross, Karen Preato, Frank Statoro

Arkansas - 71

Record: 14-3 (1-1)

NO.	Name	Min	FG	3P	FT	Rebounds	Fouls	TP	AS	TO	ST	Blocks	+/
			M-A	M-A	M-A	OR DR TOT	PF FD					BS BA	
4	Erynn Barnum	F 29:17	7-11	0-0	3-4	4 4 8	2 4	17	7	3	0	3 1	20
0	Saylor Poffenbarger	G 33:57	8-17	0-3	1-1	2 5 7	2 4	17	3	6	0	2 0	15
2	Samara Spencer	G 33:22	1-8	1-4	3-4	0 2 2	2 3	6	5	1	2	0 1	22
34	Chrissy Carr	G 24:55	3-10	2-8	0-0	0 4 4	2 3	8	1	3	1	0 0	18
43	Makayla Daniels	G 26:22	3-8	3-7	2-2	1 1 2	4 2	11	4	2	0	0 1	15
11	Rylee Langerman	G 22:54	2-4	2-3	0-0	2 5 7	0 0	6	1	1	1	0 0	23
24	Jersey Wollenbarger	14:55	2-5	0-0	0-0	0 3 3	2 2	4	0	2	0	0 1	-2
30	Maryam Dauda	10:43	1-1	0-0	0-0	1 2 3	1 0	2	1	0	0	2 0	1
55	Emrie Ellis	02:55	0-0	0-0	0-0	0 1 1	0 0	0	0	0	0	0 0	-5
22	Avery Hughes	00:40	0-0	0-0	0-0	0 0 0	0 0	0	0	1	0	0 0	-2
Team						2 2 4	0	0	0	0	0	0	0
Totals			27-64	8-25	9-11	12 29 41	15 18	71	22	19	4	7 4	21

Technical Fouls: NONE

Shooting By Period		
1 <sup>st</sup> FG%	7-16	43.8%
3PT%	1-7	14.3%
FT%	1-1	100%
2 <sup>nd</sup> FG%	8-21	38.1%
3PT%	2-9	22.2%
FT%	0-0	0%
3 <sup>rd</sup> FG%	7-17	41.2%
3PT%	4-6	66.7%
FT%	1-2	50%
4 <sup>th</sup> FG%	5-10	50.0%
3PT%	1-3	33.3%
FT%	7-8	87.5%
GM FG%	27-64	42.2%
3PT%	8-25	32.0%
FT%	9-11	81.8%

Dead Ball Rebounds: 4, 0

Kentucky - 50

Record: 8-6 (0-2)

NO.	Name	Min	FG	3P	FT	Rebounds	Fouls	TP	AS	TO	ST	Blocks	+/
			M-A	M-A	M-A	OR DR TOT	PF FD					BS BA	
21	Niyah Leveretter	F 18:52	1-4	0-0	3-6	6 3 9	2 3	5	0	3	1	1 0	-7
5	Blair Green	G 33:00	5-19	2-6	2-2	1 1 2	3 1	14	1	3	2	0 1	-13
11	Jada Walker	G 33:17	6-14	0-1	1-2	1 0 1	2 2	13	2	4	2	0 0	-12
22	Maddie Scherr	G 17:41	1-11	0-5	6-7	4 6 10	2 4	8	3	5	5	0 1	-15
34	Emma King	G 17:41	1-3	0-1	0-0	0 1 1	1 0	2	0	0	1	2 0	-0
13	Ajae Petty	14:21	2-7	0-0	0-0	3 5 8	0 2	4	0	3	2	1 3	-22
25	Adeola Adeyeye	13:47	0-1	0-0	0-0	2 1 3	4 0	0	0	2	0	0 0	-0
4	Eniya Russell	13:10	0-1	0-0	0-0	0 3 3	1 1	0	1	3	0	0 0	-19
3	Kennedy Cambridge	05:01	0-0	0-0	0-0	0 0 0	1 0	0	0	0	1	0 0	-4
20	Amiya Jenkins	13:00	1-5	0-1	2-2	1 1 2	2 2	4	1	0	0	0 0	-3
Team						1 1 2	0	0	0	0	0	0	0
Totals			17-65	2-14	14-19	19 22 41	18 15	50	8	23	14	4 7	-21

Technical Fouls: NONE

Shooting By Period		
1 <sup>st</sup> FG%	3-12	25.0%
3PT%	0-2	0.0%
FT%	2-3	66.7%
2 <sup>nd</sup> FG%	5-17	29.4%
3PT%	1-3	33.3%
FT%	0-0	0%
3 <sup>rd</sup> FG%	4-14	28.6%
3PT%	0-4	0.0%
FT%	1-2	50%
4 <sup>th</sup> FG%	5-22	22.7%
3PT%	1-5	20.0%
FT%	11-14	78.6%
GM FG%	17-65	26.2%
3PT%	2-14	14.3%
FT%	14-19	73.7%

Dead Ball Rebounds: 5, 1

	AR	UK									
Biggest lead	27 (3 <sup>rd</sup> 2:45)	2 (1 <sup>st</sup> 5:33)	Points from Turnovers	AR	UK	Period by Period Scoring					
Best Scoring Run	16 (2 <sup>nd</sup> 7:03)	9 (3 <sup>rd</sup> 9:16)	Paint	33	10	1st	2nd	3rd	4th	TOT	
Lead Changes	2	2	Second Chance	34	28	AR	16	18	19	18	71
Times Tied	4		Fast Breaks	9	9	UK	8	11	9	22	50
Time with Lead	36:09	00:35	Bench	4	10						
				12	8						



Official Basketball Box Score - Final  
**Florida at Arkansas**  
01/05/23 Bud Walton Arena, Fayetteville  
2022-23 Women's Basketball

Game Time: 7:00 PM  
Game Duration: 2:05  
Attendance: 4,524

Officials: Roy Gubayan, Ashlee Goode, Brian Garland

Florida - 74

Record: 12-4 (1-2)

NO.	Name	Min	FG	3P	FT	Rebounds	Fouls	TP	AS	TO	ST	Blocks	+/
			M-A	M-A	M-A	OR DR TOT	PF FD					BS BA	
25	Faith Dut	F 11:28	0-2	0-1	1-2	0 4 4	5 1	1	0	1	0	1 0	-5
24	Ra Shaya Kyle	C 22:40	6-11	0-0	5-6	2 3 5	2 4	17	0	1	0	0 1	-11
3	Kirsten Deans	G 27:56	4-14	1-7	9-11	0 3 3	3 6	18	1	0	1	0 0	-11
5	Alberte Rimdal	G 25:37	4-10	1-2	0-0	3 1 4	5 0	9	3	2	1	0 0	-18
15	Nina Rickards	G 24:20	1-7	0-2	4-4	1 0 1	4 3	6	0	4	2	0 1	-9
1	Myka Perry	26:18	6-11	2-4	3-5	0 3 3	1 3	17	1	1	0	0 0	-23
2	Talyah Wyche	16:42	1-3	0-0	2-2	0 1 1	3 3	4	0	0	1	1 0	-17
00	Talyah Wyche	15:12	0-0	0-0	3-2	5 2	2 0	0	1	1	0	1 0	-8
20	Jeriah Warren	21:58	0-2	0-2	1-4	5 0	1 2	1	0	1	0	0 0	-15
22	Paige Clausen	07:49	0-1	0-0	0-0	0 1 1	2 0	0	0	0	0	0 0	-13
Team						0 1 1	0	0	0	0	0	0	0
Totals			22-64	4-18	26-32	10 23 33	27 21	74	7	10	6	2 3	-28

Technical Fouls: Rickards 3<sup>rd</sup> 6:30

Shooting By Period		
1 <sup>st</sup> FG%	7-16	43.8%
3PT%	2-3	66.7%
FT%	3-4	75%
2 <sup>nd</sup> FG%	2-16	12.5%
3PT%	1-5	20.0%
FT%	3-4	75%
3 <sup>rd</sup> FG%	7-17	41.2%
3PT%	0-5	0.0%
FT%	14-16	87.5%
4 <sup>th</sup> FG%	6-15	40.0%
3PT%	1-5	20.0%
FT%	6-8	75%
GM FG%	22-64	34.4%
3PT%	4-18	22.2%
FT%	26-32	81.3%

Dead Ball Rebounds: 4, 1

Arkansas - 102

Record: 15-3 (2-1)

NO.	Name	Min	FG	3P	FT	Rebounds	Fouls	TP	AS	TO	ST	Blocks	+/-
			M-A	M-A	M-A	OR DR TOT	PF FD					BS BA	
4	Eryn Barnum	F 24:35	5-8	1-1	4-8	2 6 8	4 5	15	6	1	1	1 1	16
0	Saylor Poffenbarger	G 17:42	6-8	1-2	3-3	1 7 8	3 2	16	2	2	0	1 0	4
2	Samara Spencer	G 34:19	6-11	3-5	1-1	0 4 4	2 2	16	6	4	0	0 0	27
34	Chrissy Carr	G 31:18	6-15	2-7	2-2	1 0 1	2 1	16	1	1	0	1 23	
43	Makayla Daniels	G 30:20	3-10	3-10	7-8	0 1 1	2 8	16	2	1	0	0 0	21
11	Rylee Langerman	18:46	2-4	1-2	3-5	1 2 3	3 3	8	2	1	2	0 0	17
24	Jersey Wollenbarger	17:47	3-5	0-1	2-2	1 6 7	3 2	8	1	1	1	0 0	9
30	Maryam Dauda	15:20	0-3	0-1	0-0	0 1 1	2 0	0	3	0	0	0 0	11
55	Emrie Ellis	03:42	1-1	1-1	2-2	0 1 1	0 1	5	0	0	0	0 0	6
22	Avery Hughes	02:43	0-0	0-0	2-4	0 0 0	0 2	2	0	0	0	0 0	2
20	Karley Johnson	01:50	0-0	0-0	0-0	0 0 0	1 0	0	0	0	0	0 0	3
21	Loren Lindsey	01:38	0-0	0-0	0-0	0 0 0	0 0	0	0	0	0	0 0	1
Team						5 3 8	0	0	0	0	0	0	0
Totals			32-65	12-20	26-35	11 31 42	22 26	102	23	11	4	3 2	28

Technical Fouls: Barnum 3<sup>rd</sup> 6:30

Shooting By Period		
1 <sup>st</sup> FG%	8-19	42.1%
3PT%	3-10	30.0%
FT%	5-7	71.4%
2 <sup>nd</sup> FG%	9-14	64.3%
3PT%	2-3	66.7%
FT%	4-6	66.7%
3 <sup>rd</sup> FG%	6-16	37.5%
3PT%	4-10	40.0%
FT%	8-11	72.7%
4 <sup>th</sup> FG%	9-16	56.3%
3PT%	3-7	42.9%
FT%	9-11	81.8%
GM FG%	32-65	49.2%
3PT%	12-30	40.0%
FT%	26-35	74.3%

Dead Ball Rebounds: 7, 3

	UF	ARK									
Biggest lead	2 (1 <sup>st</sup> 9:43)	29 (4 <sup>th</sup> 0:59)	Points from Turnovers	UF	ARK	Period by Period Scoring					
Best Scoring Run	5 (3 <sup>rd</sup> 7:22)	11 (2 <sup>nd</sup> 7:30)	Paint	10	12	1st	2nd	3rd	4th	TOT	
Lead Changes			Turnover	28	34	UF	19	8	28	19	74
Times Tied	5		Second Chance	16	16	ARK	24	24	24	30	102
Time with Lead	01:29	35:50	Fast Breaks	9	12						
			Bench	23	23						



Official Basketball Box Score - Final  
**Arkansas at Missouri**  
01/09/23 Mizzou Arena, Columbia  
2022-23 Women's Basketball

Game Time: 2:00 PM  
Game Duration: 1:51  
Attendance: 4,260

Officials: Pualani Spurlock-Welsh, Carla Fountain, Timothy Greene

Arkansas - 77

Record: 16-3 (3-1)

NO. Name		Min	FG M-A	3P M-A	FT M-A	Rebounds OR DR TOT	Fouls PF FD	TP	AS	TO	ST	Blocks BS BA	+/-
4	Erynn Barnum	F 36:41	9-13	0-1	3-7	4 7 11	1 5	21	2	2	1	1 0	24
0	Saylor Poffenbarger	G 35:36	8-16	2-7	6-7	1 5 6	1 5	24	1	2	0	1 0	23
2	Samara Spencer	G 34:29	1-5	0-4	0-0	0 9 9	1 0	2	6	0	2	0 0	17
34	Chrissy Carr	G 27:25	5-10	4-6	2-2	0 4 4	2 3	16	1	0	0	0 0	26
43	Makayla Daniels	G 32:35	4-11	1-3	0-0	3 2 5	4 3	9	2	4	0	0 2	20
11	Rylee Langerman	17:08	1-3	1-2	0-0	2 2 4	2 0	3	0	0	2	0 0	1
24	Jersey Wollenbarger	12:47	1-3	0-1	0-0	1 2 3	0 0	2	0	0	0	1 0	1
30	Maryam Dauda	03:19	0-1	0-0	0-0	1 0 1	1 1	0	0	2	0	0 0	-2
Team						0 2 2	0	0	0	0	0	0	0
Totals			29:62	8:24	11:16	12 33 45	12 17	77	12	10	5	3 2	22



Arkansas - 76

Record: 17-4 (4-2)

NO. Name	Min	FG M-A	3P M-A	FT M-A	Rebounds OR DR TOT	Fouls PF FD	TP	AS	TO	ST	Blocks BS BA	+/-
4 Erynn Barnum	F 28:39	7-14	1-4	5-5	1 6 7	4 5	20	1	3	1	2 2	-11
0 Saylor Poffenbarger	G 32:44	2-4	1-2	0-0	0 2 2	4 0	5	1	2	0	2 0	4
2 Samara Spencer	G 35:27	5-15	1-6	2-2	0 2 2	3 5	13	6	0	1	0 1	-13
34 Chrissy Carr	G 29:35	3-8	3-6	3-4	0 2 2	2 1	12	2	2	2	1 0	-13
43 Makayla Daniels	G 32:53	4-10	3-7	0-0	0 3 3	1 3	11	3	3	4	0 1	-8
11 Rylee Langerman	14:59	0-2	0-1	0-0	0 2 2	1 0	0	0	0	1	0 0	14
24 Jersey Wollenbarger	12:46	2-3	0-0	0-0	1 2 3	3 0	4	0	1	0	0 1	4
30 Maryam Dauda	12:57	5-7	1-3	0-0	3 1 4	2 1	11	2	2	0	2 0	8
Team					0 1 1		0		1			
Totals		26-63	10-29	10-11	5 21 26	20 15	76	15	14	9	7 5	-3

Technical Fouls:NONE

Shooting By Period	1st	2nd	3rd	4th	FT
FG%	6-17 33.3%	4-12 33.3%	5-17 29.4%	10-17 58.8%	7-12 58.3%
3PT%	1-4 25.0%	0-0 0.0%	1-6 16.7%	5-10 50.0%	3-6 50.0%
FT%	5-5 100%	2-2 100%	3-4 75%	10-11 90.9%	2-2 100%
GM FG%	28-63 44.4%	10-29 34.5%	10-11 90.9%		

Dead Ball Rebounds: 1, 0

LSU - 79

Record: 19-0 (7-0)

NO. Name	Min	FG M-A	3P M-A	FT M-A	Rebounds OR DR TOT	Fouls PF FD	TP	AS	TO	ST	Blocks BS BA	+/-
0 LaDazhia Williams	F 30:14	5-14	0-0	1-3	5 7 12	5 2	11	1	1	3	3 1	11
10 Angel Reese	F 36:43	10-21	0-0	10-17	13 6 19	3 13	30	3	3	1	1 3	8
2 Jasmine Carson	G 31:07	3-7	2-4	2-2	0 2 2	3 2	10	4	2	0	0 0	7
4 Flau'jae Johnson	G 31:17	7-9	1-1	4-4	1 5 6	2 2	19	1	5	1	0 0	6
13 Last-Tear Poa	G 13:18	2-6	0-0	0-0	0 2 2	0 0	4	2	0	0	1 2	4
5 Sa'Myah Smith	04:52	0-0	0-0	0-0	0 1 1	0 0	0	0	2	0	0 0	-3
45 Alexis Morris	25:46	2-8	1-3	0-0	1 3 4	1 0	5	0	3	3	0 0	9
55 Kateri Poole	26:43	0-2	0-2	0-0	0 2 2	2 1	0	3	1	0	0 1	-9
Team					2 1 3		0		0			
Totals		29-67	4-10	17-26	22 29 51	16 20	79	14	17	10	5 7	3

Technical Fouls:Reese 3<sup>rd</sup>5:02

Shooting By Period	1st	2nd	3rd	4th	FT
FG%	9-19 47.4%	3-7 42.9%	2-4 50.0%	10-17 58.8%	7-12 58.3%
3PT%	2-3 66.7%	0-0 0.0%	1-6 16.7%	5-10 50.0%	3-6 50.0%
FT%	5-5 100%	2-2 100%	3-4 75%	10-11 90.9%	2-2 100%
GM FG%	29-67 43.3%	4-10 40.0%	17-26 65.4%		

Dead Ball Rebounds: 4, 1

	ARK	LSU
Biggest lead	3 (4 <sup>th</sup> 6:23)	14 (1 <sup>st</sup> 5:12)
Best Scoring Run	7 (1 <sup>st</sup> 4:01)	7 (1 <sup>st</sup> 9:05)
Lead Changes	2	
Times Tied	2	
Time with Lead	03:56	35:15

Points from	ARK	LSU
Turnovers	13	10
Paint	34	42
Second Chance	10	23
Fast Breaks	20	12
Bench	15	5

Period by Period Scoring	1st	2nd	3rd	4th	TOT
ARK	16	14	27	19	76
LSU	22	16	23	18	79

Arkansas - 46

Record: 17-5 (4-3)

NO. Name	Min	FG M-A	3P M-A	FT M-A	Rebounds OR DR TOT	Fouls PF FD	TP	AS	TO	ST	Blocks BS BA	+/-
4 Erynn Barnum	F 20:00	3-11	0-3	5-6	0 2 2	2 6	11	2	2	2	0 4	-19
0 Saylor Poffenbarger	G 27:14	0-3	0-1	0-0	0 1 1	1 0	0	2	2	0	1 0	-30
2 Samara Spencer	G 29:26	7-15	1-3	0-0	0 1 1	0 2	15	1	0	0	1 3	-45
34 Chrissy Carr	G 23:39	2-8	2-7	0-0	0 2 2	3 0	6	0	0	1	3 0	-31
43 Makayla Daniels	G 28:36	2-10	2-8	1-2	0 0 0	4 1	7	0	0	1	0 0	-31
11 Rylee Langerman	20:05	0-1	0-1	0-0	1 1 2	4 0	0	0	1	0	0 0	-18
30 Maryam Dauda	19:02	2-8	0-4	1-1	0 2 2	2 3	5	0	1	0	2 0	-22
24 Jersey Wollenbarger	19:13	1-4	0-2	0-0	0 3 3	1 0	2	1	2	0	2 1	-21
55 Emrie Ellis	12:45	0-1	0-1	0-0	0 0 0	1 1	0	0	0	0	0 0	-13
Team					1 3 4		0		1			
Totals		17-61	5-30	7-9	2 15 17	18 13	46	6	9	4	9 8	-46

Technical Fouls:NONE

Shooting By Period	1st	2nd	3rd	4th	FT
FG%	5-18 27.8%	3-10 30.0%	4-5 80%	3-15 20.0%	7-9 77.8%
3PT%	0-0 0.0%	0-0 0.0%	0-0 0.0%	0-0 0.0%	0-0 0.0%
FT%	1-1 100%	4-4 100%	1-1 100%	1-1 100%	1-1 100%
GM FG%	17-61 27.9%	5-30 16.7%	7-9 77.8%		

Dead Ball Rebounds: 2, 1

South Carolina - 92

Record: 20-0 (8-0)

NO. Name	Min	FG M-A	3P M-A	FT M-A	Rebounds OR DR TOT	Fouls PF FD	TP	AS	TO	ST	Blocks BS BA	+/-
4 Aliyah Boston	F 22:58	5-11	0-1	3-3	7 7 14	1 3	13	3	0	0	1 1	32
5 Victoria Saxton	F 18:04	1-7	0-0	2-2	4 1 5	1 1	4	1	2	1	0 2	23
1 Zia Cooke	G 24:25	8-11	4-5	4-4	1 1 2	1 2	24	3	1	0	0 1	32
12 Brea Beal	G 21:25	1-7	1-1	2-2	0 3 3	0 1	5	0	1	0	0 3	28
41 Kierra Fletcher	G 15:13	2-4	1-1	4-4	0 3 3	2 2	8	1	0	0	1 0	24
10 Kamilla Cardoso	15:08	3-8	0-0	6-8	8 16	1 4	12	2	0	3	0 24	
25 Raven Johnson	16:50	2-3	0-0	0-0	0 3 3	2 0	4	1	2	1	0 1	18
2 Ashlyn Watkins	12:27	3-4	0-0	0-0	2 2 4	1 0	6	0	1	2	1 0	5
15 Laetitia Amihore	19:29	2-7	0-0	5-6	1 5 6	2 4 9	3	2	0	0	0 0	19
23 Bree Hall	12:40	0-3	0-0	1-2	2 1 3	0 1	1	1	0	0	0 1	8
21 Chloe Kitts	09:58	0-4	0-0	0-0	1 3 4	0 0	1	0	1	0	0 0	9
20 Sania Feagin	09:45	3-7	0-0	0-0	2 1 3	2 0	6	0	0	1	1 1	6
0 Olivia Thompson	01:38	0-0	0-0	0-0	0 0 0	0 0	0	0	0	0	0 0	2
Team					4 4 8		0		0			
Totals		30-76	5-8	27-33	32 42 74	13 18	92	14	11	5	8 9	46

Technical Fouls:NONE

	ARK	USC
Biggest lead	1 (1 <sup>st</sup> 9:27)	48 (4 <sup>th</sup> 3:12)
Best Scoring Run	5 (4 <sup>th</sup> 6:58)	15 (2 <sup>nd</sup> 3:24)
Lead Changes	0	37
Times Tied	0	
Time with Lead	00:38	39:03

Points from	ARK	USC
Turnovers	4	13
Paint	22	40
Second Chance	0	37
Fast Breaks	10	15
Bench	7	38

Period by Period Scoring	1st	2nd	3rd	4th	TOT
ARK	17	7	10	12	46
USC	25	28	24	15	92

Alabama - 69

Record: 16-5 (3-3)

NO. Name	Min	FG M-A	3P M-A	FT M-A	Rebounds OR DR TOT	Fouls PF FD	TP	AS	TO	ST	Blocks BS BA	+/-
31 Jada Rice	C 29:23	3-7	0-0	6-6	0 7 7	4 3	12	1	6	1	2 0	4
3 Sarah Ashlee Barker	G 18:23	1-2	0-0	0-0	0 1 1	4 1	2	5	5	2	0 0	-7
5 Hannah Barber	G 34:31	3-5	2-3	0-0	1 1 2	3 2	8	3	4	4	0 0	4
23 Brittany Davis	G 36:19	9-15	4-7	0-0	0 4 4	4 1	22	1	1	2	0 1	-3
32 Aaliyah Nye	G 26:40	2-5	1-4	2-2	0 3 3	4 2	7	1	0	3	1 0	6
10 Ryan Cobbins	26:05	2-2	0-0	0-0	0 4 4	2 0	4	1	2	1	0 0	10
0 Loyal McQueen	12:36	2-8	0-1	3-4	0 0 0	4 3	7	3	1	0	0 2	-4
13 JeAnna Cunningham	04:33	1-1	0-0	0-0	0 0 0	2 0	2	0	0	0	0 0	1
22 Karly Weathers	11:30	2-5	1-2	0-0	1 1 2	1 2	5	0	0	1	0 1	4
Team					3 4 7		0		2			
Totals		25-50	8-17	11-12	5 25 30	28 14	69	15	21	14	3 4	3

Technical Fouls:NONE

Shooting By Period	1st	2nd	3rd	4th	FT
FG%	7-11 63.6%	4-12 33.3%	5-17 29.4%	10-17 58.8%	7-12 58.3%
3PT%	0-0 0.0%	0-0 0.0%	1-6 16.7%	5-10 50.0%	3-6 50.0%
FT%	5-5 100%	2-2 100%	3-4 75%	10-11 90.9%	2-2 100%
GM FG%	25-50 50.0%	8-17 47.1%	11-12 91.7%		

Dead Ball Rebounds: 1, 0

Arkansas - 66

Record: 17-6 (4-4)

NO. Name	Min	FG M-A	3P M-A	FT M-A	Rebounds OR DR TOT	Fouls PF FD	TP	AS	TO	ST	Blocks BS BA	+/-
4 Erynn Barnum	F 33:58	8-14	0-1	4-6	4 5 9	4 7	20	0	2	2	0 1	4
0 Saylor Poffenbarger	G 38:21	3-9	3-5	3-4	2 3 5	2 5	12	3	5	0	2 1	2
2 Samara Spencer	G 34:53	4-10	2-3	2-2	0 2 2	2 5	12	2	7	2	0 0	-3
34 Chrissy Carr	G 24:37	2-6	2-4	0-0	0 2 2	3 1	6	2	1	1	1 0	5
43 Makayla Daniels	G 39:02	2-10	1-6	8-10	1 5 6	2 9	13	5	5	2	1 0	-3
11 Rylee Langerman	15:23	0-2	0-1	0-0	0 0 0	1 0	0	0	0	1	0 1	-6
24 Jersey Wollenbarger	07:44	0-0	0-0	0-0	0 0 0	0 0	0	0	0	0	0 0	-7
30 Maryam Dauda	06:02	1-3	0-1	1-1	0 0 0	0 1	3	0	0	1	0 0	-7
Team					4 1 5			0	0			
Totals		20-54	8-21	18-23	11 18 29	14 28	66	12	20	9	4 3	-3



# #SIDEBYSIDE



Official Basketball Box Score - Final  
**Arkansas at Auburn**  
02/05/23 Neville Arena, Auburn, Ala.  
2022-23 Women's Basketball

Game Time: 2:00 PM  
Game Duration: 2:17  
Attendance: 2,569

Officials: Brian Hall, Natasha Camy, Carla Fountain

Arkansas - 54

Record: 18-7 (5-5)

NO.	Name	Min	FG	3P	FT	Rebounds	Fouls	TP	AS	TO	ST	Blocks	+/
			M-A	M-A	M-A	OR DR TOT	PF FD					BS BA	
4	Erynn Barnum	F 28:42	5-12	0-0	4-9	6 3 9	3 5	14	0	4	1	0	2 -2
0	Saylor Poffenbarger	G 37:57	3-10	1-5	3-6	0 10 10	5 4	10	1	3	1	0	0 3
2	Samara Spencer	G 35:48	1-8	0-4	5-6	0 6 6	3 5	7	4	7	1	0	1 1
34	Chrissy Carr	G 24:45	2-7	1-4	2-4	2 1 3	4 4	7	1	1	1	0	1 -8
43	Makayla Daniels	G 39:14	2-12	1-8	6-10	0 4 4	4 7	11	0	1	3	0	0 4
11	Rylee Langerman	13:57	0-1	0-1	1-2	0 1 1	4 1	1	1	1	1	0	0 2
24	Jersey Wollenbarger	08:11	1-1	0-0	2-2	1 1 2	2 1	4	0	0	0	0	0 8
30	Maryam Dauda	01:30	0-0	0-0	0-0	0 0 0	2 0	0	0	2	0	0	0 4
55	Emmie Ellis	08:48	0-1	0-1	0-0	0 2 2	0 0	0	0	0	0	1	0 1
22	Avery Hughes	00:08	0-0	0-0	0-0	0 0 0	0 0	0	0	0	0	0	0 2
Team						2 4 6				0			
Totals			14-52	3-23	23-39	11 32 43	27 27	54	7	19	8	1 4	3

Technical Fouls: NONE

Dead Ball Rebounds: 9, 0

Auburn - 51

Record: 13-9 (3-7)

NO.	Name	Min	FG	3P	FT	Rebounds	Fouls	TP	AS	TO	ST	Blocks	+/
			M-A	M-A	M-A	OR DR TOT	PF FD					BS BA	
33	Kharyssa Richardson	F 19:08	2-3	0-0	1-2	2 3 5	3 3	5	0	2	0	1	0 -7
2	Sania Wells	G 09:23	0-3	0-1	0-0	0 2 2	0 2	0	0	2	0	0	0 -6
3	Jakayla Johnson	G 24:23	4-6	1-1	0-2	0 1 1	4 1	9	0	5	0	0	0 3
5	Aicha Coulibaly	G 26:19	0-8	0-1	1-4	2 4 6	2 6	1	2	5	2	0	0 -11
23	Honesty Scott-Grayson	G 30:21	3-11	0-3	5-8	0 3 3	5 11	5	1	2	1	2	0 -5
11	Romy Levy	19:43	3-5	0-2	3-4	1 4 5	3 2	9	1	1	1	0	0 -10
10	Sandi Shaw	15:29	2-7	0-4	0-0	0 1 1	3 2	4	0	0	1	0	0 -10
4	Kaitlyn Duhon	24:30	2-6	0-2	2-4	2 5 7	2 4	6	1	2	1	2	0 5
1	Mya Pratcher	13:04	0-3	0-0	0-0	0 6 6	1 0	0	0	0	0	1	1 3
12	Mar'haun Bostic	14:11	2-4	0-0	2-3	1 1 2	4 2	6	1	1	1	0	0 5
20	Oyindamola Akinbolawa	03:29	0-0	0-0	0-0	0 0 0	0 0	0	0	1	1	0	0 -2
Team						0 2 2				0			
Totals			18-56	1-14	14-27	8 32 40	27 27	51	7	22	8	4 1	-3

Technical Fouls: NONE

Dead Ball Rebounds: 10, 2

	ARK	AUB
Biggest lead	15 (2 <sup>nd</sup> 7:14)	0 (1 <sup>st</sup> 10:00)
Best Scoring Run	8 (2 <sup>nd</sup> 7:14)	6 (2 <sup>nd</sup> 3:41)
Lead Changes	0	
Times Tied	2	
Time with Lead	36:06	00:00
Points from Turnovers	12	8
Paint	20	16
Second Chance	10	8
Fast Breaks	7	9
Bench	5	25
Period by Period Scoring		
1st	16	10
2nd	16	10
3rd	16	10
4th	16	10
TOT	51	51



Official Basketball Box Score - Final  
**Arkansas at Vanderbilt**  
02/09/23 Memorial Gymnasium, Nashville  
2022-23 Women's Basketball

Game Time: 8:00 PM  
Game Duration: 2:08  
Attendance: 1,978

Officials: Pualani Spurlock-Welsh, Frank Steratore, Eric Brewton

Arkansas - 70

Record: 18-8 (5-6)

NO.	Name	Min	FG	3P	FT	Rebounds	Fouls	TP	AS	TO	ST	Blocks	+/
			M-A	M-A	M-A	OR DR TOT	PF FD					BS BA	
4	Erynn Barnum	F 25:33	4-8	0-0	4-4	6 1 7	4 2	12	0	5	1	1	2 -8
0	Saylor Poffenbarger	G 30:42	3-6	0-3	1-2	0 1 1	5 1	7	1	1	0	1	0 -4
2	Samara Spencer	G 37:31	1-8	0-2	0-0	0 4 4	2 4	2	4	3	1	0	0 -9
34	Chrissy Carr	G 36:48	7-13	3-8	1-2	1 4 5	3 1	18	0	2	1	0	0 -7
43	Makayla Daniels	G 37:22	11-23	4-11	5-6	0 3 3	4 7	31	1	3	1	1	1 -5
11	Rylee Langerman	10:41	0-0	0-0	1-3	4 1	1 0	1	1	1	0	0	0 -2
24	Jersey Wollenbarger	06:58	0-2	0-2	0-0	0 0 0	0 0	0	0	0	0	0	0 -5
55	Emmie Ellis	14:27	0-2	0-0	0-2	3 2 5	3 1	0	1	1	0	0	1 0
Team						1 1 2				0			
Totals			26-62	7-26	11-16	12 19 31	22 17	70	8	15	6	3 4	-8

Technical Fouls: NONE

Shooting By Period		
FG%	3-11	27.3%
3PT%	1-5	20.0%
FT%	6-10	60%
FG%	8-15	53.3%
3PT%	2-8	25.0%
FT%	1-2	50%
FG%	7-15	46.7%
3PT%	3-5	60.0%
FT%	0-0	0%
FG%	8-21	38.1%
3PT%	1-8	12.5%
FT%	4-4	100%

Dead Ball Rebounds: 4, 0

Vanderbilt - 78

Record: 11-14 (2-9)

NO.	Name	Min	FG M-A	3P M-A	FT M-A	Rebounds OR DR TOT	Fouls PF FD	TP	AS	TO	ST	Blocks BS BA	+/-
35	Sacha Washington	F 28:45	8-12	0-0	0-0	4 4 8	3 2	16	1	3	2	3 1	16
11	Ciaja Harbison	G 40:00	5-15	0-3	6-11	1 2 3	2 7	16	8	7	4	0 1	8
14	Marnelle Garraud	G 40:00	6-12	4-8	3-3	2 5 7	3 3	19	0	1	0	0 8	
21	Bella LaChance	G 40:00	3-6	1-2	0-0	2 2 2	2 2	7	1	1	1	0 0	8
24	Ryanne Allen	G 33:44	2-6	2-5	6-6	1 5 6	2 5	12	2	1	0	1 10	
5	Yaubryon Chambers	06:53	1-2	0-0	0-0	0 1 1	4 1	2	0	2	0	0 0	-8
12	Demi Washington	10:38	2-3	0-0	2-2	0 2 2	1 2	6	0	0	0	0 0	-2
Team						5 3 8				0			
Totals			27-56	7-18	17-22	13 24 37	17 22	78	12	16	7	4 3	8

Technical Fouls: NONE

Shooting By Period			
1 <sup>st</sup>	FG%	7-16	43.8%
	3PT%	4-10	40.0%
	FT%	0-0	0%
2 <sup>nd</sup>	FG%	7-13	53.8%
	3PT%	3-5	60.0%
	FT%	2-2	100%
3 <sup>rd</sup>	FG%	7-14	50.0%
	3PT%	0-2	0.0%
	FT%	4-7	57.1%
4 <sup>th</sup>	FG%	6-13	46.2%
	3PT%	0-1	0.0%
	FT%	11-13	84.6%
GM	FG%	27-56	48.2%
	3PT%	7-18	38.9%
	FT%	17-22	77.3%

Dead Ball Rebounds: 2, 1

	ARK	VAN
Biggest lead	2 (1 <sup>st</sup> 8:47)	10 (4 <sup>th</sup> 5:39)
Best Scoring Run	8 (2 <sup>nd</sup> 8:55)	7 (1 <sup>st</sup> 5:48)
Lead Changes	7	
Times Tied	1	
Time with Lead	01:54	36:53
Points from Turnovers	18	16
Paint	36	36
Second Chance	8	14
Fast Breaks	6	8
Bench	0	8
Period by Period Scoring		
1st	13	16
2nd	13	17
3rd	19	21
4th	17	21
TOT	51	78



Official Basketball Box Score - Final  
**Missouri at Arkansas**  
02/12/23 Bud Walton Arena, Fayetteville  
2022-23 Women's Basketball

Game Time: 2:00 PM  
Game Duration: 1:45  
Attendance: 4,492

Officials: Dee Kanter, William (Billy) Smith, Kyle Galloway

Missouri - 33

Record: 15-10 (4-8)

NO.	Name	Min	FG	3P	FT	Rebounds	Fouls	TP	AS	TO	ST	Blocks	+/
			M-A	M-A	M-A	OR DR TOT	PF FD					BS BA	
20	Sarah Linthacum	F 10:58	0-0	0-0	1-2	1 3 4	2 1	1	0	0	0	0	0 -5
43	Hayley Frank	F 39:06	4-11	0-2	0-0	2 3 5	1 1	3	8	1	1	2	0 3 -31
1	Lauren Hansen	G 26:58	2-6	0-2	0-0	0 1 1	1 4	1	2	1	0	1	0 -29
4	Mama Dembele	G 23:17	2-6	0-2	1-1	1 1 2	0 2	5	0	3	1	0	0 -14
13	Haley Troup	G 26:00	0-4	0-3	2-2	0 1 1	3 2	2	1	4	0	0	0 -24
2	Sara-Rose Smith	02:01	0-0	0-0	0-0	0 0 0	0 0	0	0	0	0	0	0 0
10	Katlyn Gilbert	17:47	2-6	0-3	1-4	0 2 2	1 2	5	0	3	2	0	0 -4
24	Ashton Judd	23:40	1-7	1-3	1-2	0 2 2	1 1	4	2	2	4	0	1 -12
32	Jayla Kelly	07:19	0-1	0-0	0-0	0 0 0	0 3	0	0	1	0	0	0 -10
21	Averi Kroenke	21:53	2-5	0-0	0-0	1 0 1	3 0	4	0	2	1	2	1 -8
40	Micha Linthacum	01:01	0-0	0-0	0-0	0 0 0	1 0	0	0	1	0	0	0 -3
Team						4 3 7				0			
Totals			13-46	1-15	6-11	9 16 25	16 12	33	5	22	11	2 6	-28

Technical Fouls: NONE

Dead Ball Rebounds: 5, 0

Arkansas - 61

Record: 19-6 (6-6)

NO.	Name	Min	FG	3P	FT	Rebounds	Fouls	TP	AS	TO	ST	Blocks	+/-				
			M-A	M-A	M-A	OR	DR	TOT	PF	FD		BS	BA				
4	Erynn Barnum	F 29:36	4-7	1-3	5-6	4	5	9	3	5	14	2	12	0	3	0	19
0	Saylor Poffenbarger	G 35:46	2-9	1-3	1-2	0	2	2	2	1	6	0	1	0	1	0	28
2	Samara Spencer	G 28:10	2-6	0-3	2-2	0	2	2	0	1	6	2	1	2	0	0	27
34	Chrissy Carr	G 23:46	6-10	5-7	1-1	1	4	5	2	2	18	0	0	0	1	0	28
43	Makayla Daniels	G 35:32	3-9	1-4	4-5	1	2	3	1	6	11	3	2	3	1	0	23
55	Emmie Ellis	08:16	0-1	0-1	0-0	0	0	3	3	1	0	0	1	0	0	0	12
11	Rylee Langerman	13:28	1-2	1-2	0	1	3	4	1	0	3	1	1	1	0	0	12
24	Jersey Wolfenbarger	18:20	1-1	0-0	1-1	0	1	1	0	1	3	0	0	0	0	1	4
22	Avery Hughes	02:08	0-0	0-0	0-0	0	0	0	0	0	0	0	1	0	0	0	-4
30	Maryam Dauda	02:08	0-0	0-0	0-0	0	0	0	1	0	0	0	0	0	0	0	-3
20	Karley Johnson	01:25	0-0	0-0	0-0	0	0	0	0	0	0	0	0	0	0	0	-3
21	Loren Lindsey	01:25	0-0	0-0	0-0	0	0	0	0	0	0	0	0	0	0	0	-3
Team						1	2	3			0	3					
Totals			19-45	9-23	14-17	8	24	32	12	16	61	9	21	7	6	6	28





Official Basketball Box Score - Final  
**Arkansas at Georgia**  
02/19/23 Stegeman Coliseum, Athens  
2022-23 Women's Basketball

Game Time: 12:00 PM  
Game Duration: 1:40  
Attendance: 4,109

Officials: Gina Cross, Joseph Vaszly, Teresa Stuck

Arkansas - 48

Record: 19-10 (6-8)

NO. Name	Min	FG M-A	3P M-A	FT M-A	Rebounds OR DR TOT	Fouls PF FD	TP	AS	TO	ST	Blocks BS BA	+/-
4 Erynn Barnum	F 27:03	6-12	0-0	4-5	4 3 7	1 4	16	0	2	0	1 0	-19
0 Saylor Poffenbarger	G 35:29	3-11	0-6	0-0	0 7 7	3 1	6	3	2	1	0 0	-26
2 Samara Spencer	G 36:05	0-8	0-8	0-0	0 0 0	2 0	0	2	5	1	0 0	-20
34 Chrissy Carr	G 32:52	7-16	5-13	2-2	0 0 0	1 2	21	1	1	1	0 0	-9
43 Makayla Daniels	G 31:28	1-7	0-5	1-1	2 2 4	3 2	3	6	3	0	0 1	-20
11 Rylee Langerman	12:27	0-0	0-0	0-0	1 0 1	2 0	0	0	1	0	0 0	-6
24 Jersey Wollenbarger	11:39	0-2	0-1	0-0	0 2 2	0 0	0	1	1	0	0 0	-11
55 Emrie Ellis	00:00	0-0	0-0	0-0	0 3 3	1 1	2	0	0	0	0 0	-4
Team					3 0 3	0 2						
<b>Totals</b>		17-56	5-33	9-10	10 17 27	15 10 48	13	17	3	1	1	-23

Technical Fouls: Coach 4<sup>th</sup> 5:26 Coach 4<sup>th</sup> 5:26

Shooting By Period	
1 <sup>st</sup> FG%	4-14 28.6%
3PT%	1-8 12.5%
FT%	2-2 100%
2 <sup>nd</sup> FG%	5-13 38.5%
3PT%	2-9 22.2%
FT%	4-4 100%
3 <sup>rd</sup> FG%	5-17 29.4%
3PT%	2-11 18.2%
FT%	1-2 50%
4 <sup>th</sup> FG%	3-12 25.0%
3PT%	0-5 0.0%
FT%	2-2 100%
GM FG%	17-56 30.4%
3PT%	5-33 15.2%
FT%	9-10 90.0%

Dead Ball Rebounds: 2, 0

Georgia - 71

Record: 19-9 (9-6)

NO. Name	Min	FG M-A	3P M-A	FT M-A	Rebounds OR DR TOT	Fouls PF FD	TP	AS	TO	ST	Blocks BS BA	+/-
20 Jordan Isaacs	F 21:12	1-2	0-0	2-2	1 6 7	3 1	4	1	0	0	1 0	11
24 Britney Smith	F 25:04	4-9	0-0	1-3	1 5 6	3 2	9	2	1	0	0 0	16
1 Chloe Chapman	G 16:57	2-7	0-0	0-0	0 1 1	0 0	4	3	1	1	0 0	1
3 Diamond Battles	G 35:56	5-9	0-2	3-4	1 2 3	1 4	13	6	3	0	0 1	24
31 Audrey Warren	G 40:00	6-9	2-5	0-0	1 2 3	0 1	14	5	1	2	0 0	23
35 Javyn Nicholson	31:11	10-15	0-0	2-2	5 2 7	1 2	22	1	4	4	0 0	20
23 Alisha Lewis	27:07	2-3	0-0	1-1	0 3 3	2 3	5	3	3	0	0 0	21
22 Malory Bates	02:33	0-2	0-0	0-0	0 0 0	0 0	0	0	1	0	0 0	-1
Team					0 6 6	0 1						
<b>Totals</b>		30-56	2-7	9-12	9 27 36	10 13 71	21	15	10	1	1	23

Technical Fouls: NONE

Shooting By Period	
1 <sup>st</sup> FG%	7-14 50.0%
3PT%	1-1 100.0%
FT%	0-0 0%
2 <sup>nd</sup> FG%	6-14 42.9%
3PT%	0-4 0.0%
FT%	4-4 100%
3 <sup>rd</sup> FG%	8-15 53.3%
3PT%	0-1 0.0%
FT%	1-2 50%
4 <sup>th</sup> FG%	9-13 69.2%
3PT%	1-1 100.0%
FT%	4-6 66.7%
GM FG%	30-56 53.6%
3PT%	2-7 28.6%
FT%	9-12 75.0%

Dead Ball Rebounds: 2, 1

	ARK	UGA
Biggest lead	1 (1 <sup>st</sup> 8:35)	25 (4 <sup>th</sup> 2:37)
Best Scoring Run	7 (2 <sup>nd</sup> 7:53)	16 (4 <sup>th</sup> 2:37)
Lead Changes	2	
Times Tied	3	
Time with Lead	00:51	37:13

Points from Turnovers	ARK	UGA
	14	18
Paint	18	38
Second Chance	11	18
Fast Breaks	0	5
Bench	2	27

Period by Period Scoring					
	1st	2nd	3rd	4th	TOT
ARK	11	16	13	8	48
UGA	15	16	17	23	71

# #SIDEBYSIDE



Official Basketball Box Score - Final  
**Arkansas at Mississippi St.**  
02/23/23 Humphrey Coliseum, Starkville  
2022-23 Women's Basketball

Game Time: 8:02 PM  
Game Duration: 1:56  
Attendance: 4,940

Officials: Michael McConnell, Sall Escho, Fatou Cissoko-Stephens

Arkansas - 73

Record: 19-11 (6-9)

NO. Name		Min	FG M-A	3P M-A	FT M-A	Rebounds OR DR TOT	Fouls PF FD	TP	AS	TO	ST	Blocks BS BA	+/-
4 Erynn Barnum	F	20:04	3-8	0-1	3-3	2 3 5	3 3	9	1	2	1	0 1	-17
0 Saylor Poffenbarger	G	32:31	2-8	1-3	2-3	1 10 11	2 3	7	0	0	1	1 1	-17
2 Samara Spencer	G	32:01	8-14	4-7	5-13	0 2 2	5 10	25	1	2	3	0 1	-23
34 Chrissy Carr	G	27:58	3-13	0-8	3-4	3 1 4	1 2	9	0	0	0	0 1	-15
43 Makayla Daniels	G	31:28	5-13	3-8	4-4	0 2 2	4 3	17	4	3	1	0 0	-8
55 Emrie Ellis		05:06	0-1	0-0	0 0	0 0 0	2 0	0	0	1	0	0 0	-3
11 Rylee Langerman		16:48	0-1	0-1	2-2	0 0 1	1 1	2	1	0	1	0 0	1
24 Jersey Wollenbarger		19:14	0-2	0-2	2 4	6 1	1 1	0	0	0	0	0 0	6
30 Maryam Dauda		14:50	2-5	0-1	0-0	3 3 6	4 0	4	0	2	0	1 0	6
Team						1 2 3	0 0						
Totals			23-65	8-32	19-31	12 28 40	23 23	73	7	10	7	2 4	-14

Technical Fouls: NONE

Shooting By Period	
1 <sup>st</sup> FG%	3-13 23.1%
3PT%	2-8 25.0%
FT%	1-6 16.7%
2 <sup>nd</sup> FG%	5-17 29.4%
3PT%	2-9 22.2%
FT%	9-9 100%
3 <sup>rd</sup> FG%	7-15 46.7%
3PT%	2-7 28.6%
FT%	3-4 75%
4 <sup>th</sup> FG%	8-20 40.0%
3PT%	2-8 25.0%
FT%	6-12 50%
GM FG%	23-65 35.4%
3PT%	8-32 25.0%
FT%	19-31 61.3%

Dead Ball Rebounds: 5, 0

Mississippi St. - 87

Record: 20-8 (9-6)

NO. Name	Min	FG M-A	3P M-A	FT M-A	Rebounds OR DR TOT	Fouls PF FD	TP	AS	TO	ST	Blocks BS BA	+/-
4 Jessica Carter	F 27:44	5-8	0-0	6-11	2 11 13	3 8	16	3	2	0	1 0	10
21 Debraasha Powe	F 21:24	2-6	1-5	0-2	0 6 6	2 1	5	0	1	0	0 0	17
0 Anastasia Hayes	G 28:36	2-6	0-1	4-4	1 4 5	2 3	8	6	1	1	0 1	11
1 Ahlana Smith	G 31:25	4-8	3-5	2-2	0 5 5	4 1	13	3	3	0	0 1	9
2 Jerkalla Jordan	G 25:28	6-12	3-7	4-4	2 1 3	3 2	19	4	0	2	1 0	25
22 Charlotte Kohl	03:33	0-0	0-0	0-0	0 1 1	0 1	0	0	0	0	0 0	-7
25 Denae Carter	09:43	1-1	0-0	0-0	0 2 2	3 0	2	0	5	0	0 0	-7
3 Asianae Johnson	17:26	2-5	0-0	4-5	0 1 1	1 4	8	2	0	1	0 0	5
11 Kourtney Weber	17:16	4-5	2-3	1-1	0 1 1	1 1	11	0	1	0	0 0	-8
23 Ramani Parker	17:25	2-6	1-2	0-0	1 4 5	4 2	5	0	0	0	2 0	1
Team					1 1 2	0 0						
Totals		28-57	10-23	21-29	7 37 44	23 23	87	18	13	4	2 14	

Technical Fouls: NONE

Shooting By Period	
1 <sup>st</sup> FG%	10-16 62.5%
3PT%	4-6 66.7%
FT%	1-2 50%
2 <sup>nd</sup> FG%	8-16 50.0%
3PT%	3-5 60.0%
FT%	5-8 62.5%
3 <sup>rd</sup> FG%	7-12 58.3%
3PT%	1-5 20.0%
FT%	4-6 66.7%
4 <sup>th</sup> FG%	3-13 23.1%
3PT%	2-7 28.6%
FT%	11-13 84.6%
GM FG%	28-57 49.1%
3PT%	10-23 43.5%
FT%	21-29 72.4%

Dead Ball Rebounds: 2, 0

	ARK	MSU
Biggest lead	0 (1 <sup>st</sup> 10:00)	28 (3 <sup>rd</sup> 8:08)
Best Scoring Run	12 (4 <sup>th</sup> 9:06)	13 (1 <sup>st</sup> 1:01)
Lead Changes	0	
Times Tied	0	
Time with Lead	00:00	39:35

Points from Turnovers	ARK	MSU
	9	14
Paint	28	34
Second Chance	13	11
Fast Breaks	13	11
Bench	6	26

Period by Period Scoring					
	1st	2nd	3rd	4th	TOT
ARK	9	21	19	24	73
MSU	25	24	19	19	87



Official Basketball Box Score - Final  
**Texas A&M at Arkansas**  
02/26/23 Bud Walton Arena, Fayetteville  
2022-23 Women's Basketball

Game Time: 11:00 AM  
Game Duration: 1:55  
Attendance: 4,408

Officials: Roy Gubeyan, Tiffany Bird, Reyna Seales

Texas A&M - 65

Record: 7-19 (2-14)

NO. Name	Min	FG M-A	3P M-A	FT M-A	Rebounds OR DR TOT	Fouls PF FD	TP	AS	TO	ST	Blocks BS BA	+/-
13 Jada Malone	F 19:51	3-9	0-0	3-4	5 1 6	4 5	9	1	2	0	0 3	-7
32 Aaliyah Patty	F 21:40	2-7	1-3	1-2	0 5 5	0 2	6	1	3	1	0 0	-22
0 Sydney Bowles	G 31:27	5-11	4-8	0-0	0 2 2	1 1	14	0	2	1	1 0	-10
4 Kay Kay Green	G 24:20	3-6	1-2	0-0	0 1 1	4 1	7	0	2	0	0 0	-13
24 Sahara Jones	G 28:50	1-3	0-1	7-10	1 3 4	2 5	9	2	1	1	0 0	-19
2 Janiah Barker	22:51	5-9	1-1	6-11	2 4 6	1 7	17	1	0	0	0 1	-5
21 Eriny Kindred	09:38	1-2	0-0	1-2	2 4 6	4 1	3	0	2	0	0 0	8
23 McKinzie Green	24:36	0-1	0-1	0-0	0 2 2	1 1	0	3	0	0	0 0	4
3 Tineya Hylton	10:47	0-6	0-3	0-0	0 0 0	1 0	0	1	0	0	0 2	-1
Team					3 3 6	0 0						
<b>Totals</b>		20-54	7-19	18-29	13 25 38	18 23	65	9	12	3	2 6	-13

Technical Fouls: NONE

Shooting By Period	
1 <sup>st</sup> FG%	5-12 41.7%
3PT%	2-8 25.0%
FT%	0-4 0%
2 <sup>nd</sup> FG%	4-14 28.6%
3PT%	1-5 20.0%
FT%	6-8 75%
3 <sup>rd</sup> FG%	7-15 46.7%
3PT%	4-6 66.7%
FT%	3-7 42.9%
4 <sup>th</sup> FG%	4-13 30.8%
3PT%	2-5 40.0%
FT%	9-10 90%
GM FG%	20-54 37.0%
3PT%	7-19 36.8%
FT%	18-29 62.1%

Dead Ball Rebounds: 5, 1

Arkansas - 78

Record: 20-11 (7-9)

HARRIS - 76												
REBOUND (21-17)												
NO. Name	Min	FG M-A	3P M-A	FT M-A	Rebounds OR DR TOT	Fouls PF FD	TP	AS	TO	ST	Blocks BS BA	+/-
4 Erynn Barnum	F 23:42	3-7	1-2	5-10	2 3 5	4 6	12	1	1	1	0 1	10
0 Saylor Poffenbarger	G 29:49	3-6	3-5	0-0	0 4 4	5 1	9	5	1	2	1 0	16
2 Samara Spencer	G 35:32	7-15	3-8	2-5	1 4 5	0 3 19	5	3	0	0	0 13	13
3 Chrissy Carr	G 32:01	3-8	2-6	0-0	0 6 6	5 0	8	0	2	0	1 17	17
4 Makayla Daniels	G 34:13	2-8	2-6	6-8	2 2 4	1 6	12	4	0	0	2 10	10
11 Rylee Langerman	H 11:13	0-2	0-2	0-0	1 1 2	1 0	0	0	0	0	0 0	-3
55 Emrie Ellis	L 12:04	3-4	1-2	0-0	2 1 3	4 1	7	0	2	0	2 0	7
24 Jersey Wolfenbarger	L 16:50	4-7	1-3	0-0	1 2 3	1 0	9	0	0	1	0 0	-1
20 Maryam Dauda	O 14:10	0-0	0-0	2-2	0 0 0	2 1	2	0	0	0	0 0	-4
22 Avery Hughes	O 22:22	0-0	0-0	0-0	0 0 0	0 0	0	0	0	0	0 0	0
Team					2 1 3	0	0	0	0			
Totals		25-57	13-34	15-25	11 24 35	23 18	78	15	9	4	6 2	13





Official Basketball Box Score - Final  
Arkansas at South Carolina  
03/03/23 Bon Secours Wellness Arena, Greenville  
2022-23 Women's Basketball

Game Time: 12:00 PM  
Game Duration: 1:46

Officials: Dee Kantner, Maj Forsberg, Bill Larence

Arkansas - 66

Record: 21-12

NO.	Name	Min	FG M-A	3P M-A	FT M-A	Rebounds OR DR TOT	Fouls PF FD	TP	AS	TO	ST	Blocks BS BA	+/-
4	Erynn Barnum	F 28:21	2-13	1-4	3-4	1 0 1	2 2	8	3	1	3	2 4	-20
0	Saylor Poffenbarger	G 35:11	7-11	3-7	5-6	0 4 4	4 4	22	4	2	0	1 0	-22
2	Samara Spencer	G 26:14	7-17	2-4	0-0	0 2 2	3 2	16	1	3	2	0 4	-14
34	Chrissy Carr	G 30:43	0-8	0-5	4-4	1 2 3	2 2	4	0	1	0	0 2	-25
43	Makayla Daniels	G 33:30	4-13	4-11	0-0	1 1 2	1 4	12	1	2	1	1 0	-28
11	Rylee Langerman	18:21	0-0	0-0	0-0	0 7 7	1 1	0	0	1	0	1 0	-7
24	Jersey Wollenbarger	15:48	1-3	0-2	0-0	0 1 1	1 0	2	0	0	0	1 0	-9
55	Emmie Ellis	02:54	0-0	0-0	0-0	0 0 0	0 0	0	0	0	0	0 0	-1
30	Maryam Dauda	08:58	1-2	0-1	0-0	1 0 1	2 0	2	0	1	0	0 0	-9
Team						5 0 5	0	0	0	0	0	0	
Totals						22-67 10-34 12-14	9 17 26	16 15 66	11 10 7	6 10	27		

Technical Fouls: NONE

Shooting By Period		
1 <sup>st</sup> FG%	6-17	35.3%
3PT%	3-10	30.0%
FT%	2-2	100%
2 <sup>nd</sup> FG%	5-16	31.3%
3PT%	2-6	33.3%
FT%	1-2	50%
3 <sup>rd</sup> FG%	7-20	35.0%
3PT%	2-9	22.2%
FT%	1-2	50%
4 <sup>th</sup> FG%	4-14	28.6%
3PT%	3-9	33.3%
FT%	8-8	100%
GM FG%	22-67	32.8%
3PT%	10-34	29.4%
FT%	12-14	85.7%

Dead Ball Rebounds: 3, 0

South Carolina - 93

Record: 30-0

NO.	Name	Min	FG M-A	3P M-A	FT M-A	Rebounds OR DR TOT	Fouls PF FD	TP	AS	TO	ST	Blocks BS BA	+/-
4	Aliyah Boston	F 19:14	5-7	0-0	1-1	3 7 10	0 2 11	5	1	0	4	1 20	
5	Victoria Saxton	F 19:51	8-10	0-0	3-3	1 1 2	2 4	19	0	2	0	0 12	
1	Zia Cooke	G 24:24	1-10	0-2	0-0	0 4 5	1 1	2	2	3	1	0 2	16
12	Brea Beal	G 25:53	2-2	2-2	0-0	1 3 4	0 0	6	4	0	0	1 0	15
41	Kierra Fletcher	G 18:26	4-7	1-2	3-4	1 5 6	0 3	12	3	0	1	0 0	14
10	Kamilla Cardoso	19:30	6-7	0-0	2-2	3 5 8	1 2	14	3	0	0	3 8	
15	Laetitia Amihere	15:22	6-13	0-1	4-4	4 1 5	2 3	16	0	0	0	3 7	
25	Raven Johnson	20:05	1-4	0-1	0-0	0 4 4	2 0	2	6	2	1	0 0	11
20	Sania Feagin	05:24	1-1	0-0	0-0	1 0 1	1 0	2	0	2	0	0 0	1
23	Bree Hall	12:58	3-5	1-1	0-0	0 1 1	4 0	7	1	1	0	2 0	11
2	Ashlyn Watkins	11:27	1-3	0-0	0-2	0 0 0	2 1	2	0	2	0	0 0	8
21	Chloe Kitts	03:09	0-0	0-0	0-0	0 1 1	0 0	0	2	0	0	0 0	6
0	Olivia Thompson	02:48	0-1	0-1	0-0	0 0 0	0 0	0	0	0	0	0 0	4
11	Talaysia Cooper	01:29	0-0	0-0	0-0	0 0 0	0 0	0	1	0	0	0 0	2
Team						1 3 4	0	0	0	0	0	0	
Totals						38-70 4-10 13-16	16 35 51	15 16 93	27 13 3	10 6	27		

Technical Fouls: NONE

Shooting By Period		
1 <sup>st</sup> FG%	9-20	45.0%
3PT%	2-4	50.0%
FT%	4-5	80%
2 <sup>nd</sup> FG%	9-17	52.9%
3PT%	1-3	33.3%
FT%	2-2	100%
3 <sup>rd</sup> FG%	8-15	53.3%
3PT%	0-1	0.0%
FT%	1-3	33.3%
4 <sup>th</sup> FG%	12-18	66.7%
3PT%	1-2	50.0%
FT%	6-6	100%
GM FG%	38-70	54.3%
3PT%	4-10	40.0%
FT%	13-16	81.3%

Dead Ball Rebounds: 2, 0

ARK		USC		Points from		ARK		USC		Period by Period Scoring				
Biggest lead		2 (1 <sup>st</sup> 9:33)		29 (4 <sup>th</sup> 0:22)		Turnovers		9		1st 2nd 3rd 4th TOT				
Best Scoring Run		7 (3 <sup>rd</sup> 1:11)		10 (1 <sup>st</sup> 5:47)		Paint		18		66				
Lead Changes		1				Second Chance		12		17				
Times Tied		2				Fast Breaks		2		9				
Time with Lead		00:16		38:36		Bench		4		43				



Official Basketball Box Score - Final  
Louisiana Tech at Arkansas  
03/16/23 Bud Walton Arena, Fayetteville  
2022-23 Women's Basketball

Game Time: 7:00 PM  
Game Duration: 1:43  
Attendance: 1,460

Officials: Eric Baker, Scott Kiontas, Leah Lanie

Louisiana Tech - 47

Record: 19-13

NO.	Name	Min	FG M-A	3P M-A	FT M-A	Rebounds OR DR TOT	Fouls PF FD	TP	AS	TO	ST	Blocks BS BA	+/-
44	Anna Larr Robertson	F 21:53	3-12	0-0	4-5	4 5 9	3 3	10	0	0	0	0 0	-6
2	Keiunna Walker	G 29:32	6-18	0-2	4-4	2 4 6	3 4	16	1	2	0	0 3	-14
4	Lotte Sant	G 31:24	0-5	0-4	0-0	1 3 4	2 0	0	0	0	1	0 0	-12
10	Salma Bates	G 15:09	2-6	0-3	0-1	1 1 2	1 1	4	2	2	0	0 1	-15
23	Silvia Nativi	G 34:28	1-3	1-2	1-4	2 8 10	3 3	4	0	3	0	2 0	-21
33	Mackenzie Wurm	17:05	3-5	0-0	0-1	0 2 2	0 1	6	0	1	0	1 0	-14
3	Robyn Lee	22:54	3-11	0-0	0-0	0 3 3	2 0	6	0	1	0	0 3	-6
12	Gabbie Green	19:06	0-3	0-2	0-0	0 2 2	1 0	0	0	1	0	0 0	-16
32	Katie Thompson	02:26	0-1	0-0	0-0	0 0 0	2 0	0	0	0	0	0 0	-1
1	Autumn Smith	02:01	0-1	0-0	0-0	0 0 0	0 0	0	0	0	0	0 0	-1
34	Ayen Angoi	02:01	0-0	0-0	1-2	0 0 0	0 1	1	0	0	0	0 0	-1
45	Anja Bukvic	02:01	0-0	0-0	0-0	0 0 0	0 0	0	1	0	0	0 0	-1
Team						4 4 8	0	0	1	0	0	0	
Totals						18-65 1-13 10-17	14 32 46	17 13 47	4 11 1	3 7	22		

Technical Fouls: NONE

Shooting By Period		
1 <sup>st</sup> FG%	1-15	6.7%
3PT%	0-4	0.0%
FT%	1-2	50%
2 <sup>nd</sup> FG%	8-14	57.1%
3PT%	0-2	0.0%
FT%	2-4	50%
3 <sup>rd</sup> FG%	7-17	41.2%
3PT%	1-5	20.0%
FT%	1-3	33.3%
4 <sup>th</sup> FG%	2-19	10.5%
3PT%	6-8	75%
GM FG%	18-65	27.7%
3PT%	1-13	7.7%
FT%	10-17	58.8%

Dead Ball Rebounds: 3, 0

Arkansas - 69

Record: 22-12

NO.	Name	Min	FG M-A	3P M-A	FT M-A	Rebounds OR DR TOT	Fouls PF FD	TP	AS	TO	ST	Blocks BS BA	+/-
4	Erynn Barnum	F 24:27	7-12	0-2	0-0	0 6 6	2 2	14	3	2	0	1 1	22
0	Saylor Poffenbarger	G 27:53	1-7	1-5	0-0	0 11 11	0 1	3	3	0	1	0 0	20
2	Samara Spencer	G 34:03	5-14	2-4	2-3	0 6 6	1 6	14	11	3	0	1 2	19
34	Chrissy Carr	G 31:23	4-15	4-13	5-6	0 5 5	2 3	17	1	0	1	1 0	14
43	Makayla Daniels	G 31:04	1-5	1-3	2-2	1 2 3	4 3	5	2	1	1	1 0	20
11	Rylee Langerman	14:18	0-2	0-1	0-0	1 3 4	0 0	0	0	0	0	1 0	4
55	Emmie Ellis	07:29	1-1	0-0	0-0	0 0 0	2 0	2	0	0	0	0 0	4
24	Jersey Wollenbarger	15:16	2-3	0-0	2-2	1 2 3	0 2	6	0	0	0	2 0	10
30	Maryam Dauda	09:18	3-3	0-0	2-2	1 1 2	1 0	8	0	1	1	0 0	6
22	Avery Hughes	02:01	0-0	0-0	0-0	0 0 0	1 0	0	0	0	0	0 0	1
20	Karley Johnson	01:24	0-0	0-0	0-0	0 0 0	0 0	0	0	0	0	0 0	-1
21	Loren Lindsey	01:24	0-0	0-0	0-0	0 1 1	0 0	0	0	0	0	0 0	-1
Team						1 0 1	0	0	0	0	0	0	
Totals						24-62 8-28 13-15	5 37 42	13 17 69	20 7 4	7 3	22		

Technical Fouls: NONE

Shooting By Period		
1 <sup>st</sup> FG%	5-15	33.3%
3PT%	4-9	44.4%
FT%	1-2	50%
2 <sup>nd</sup> FG%	7-15	46.7%
3PT%	2-7	28.6%
FT%	4-4	100%
3 <sup>rd</sup> FG%	3-16	18.8%
3PT%	1-8	12.5%
FT%	6-6	100%
4 <sup>th</sup> FG%	9-16	56.3%
3PT%	1-4	25.0%
FT%	2-3	66.7%
GM FG%	24-62	38.7%
3PT%	8-28	28.6%
FT%	13-15	86.7%

Dead Ball Rebounds: 3, 0

Tech		ARK		Points from		Tech		ARK		Period by Period Scoring				
Biggest lead		0 (1 <sup>st</sup> 10:00)		23 (4 <sup>th</sup> 1:41)		Turnovers		6		9				
Best Scoring Run		8 (2 <sup>nd</sup> 4:58)		9 (2 <sup>nd</sup> 2:16)		Paint		30		30				
Lead Changes		0				Second Chance		14		11				
Times Tied		0				Fast Breaks		0		11				
Time with Lead		00:00		39:27		Bench		13		16				



## TV/RADIO CHART

0		<b>Saylor Poffenbarger</b> R-Fr.   G   TR   6-2 Middletown, Md.   UConn Major: Recreation & Sport Management	<table><tr><th></th><th>GP-GS</th><th>PPG</th><th>RPG</th><th>APG</th><th>MPG</th></tr><tr><td>Season</td><td>34-34</td><td>8.8</td><td>6.8</td><td>2.4</td><td>32.5</td></tr><tr><td>Career</td><td>46-34</td><td>6.7</td><td>5.1</td><td>1.8</td><td>24.8</td></tr></table>		GP-GS	PPG	RPG	APG	MPG	Season	34-34	8.8	6.8	2.4	32.5	Career	46-34	6.7	5.1	1.8	24.8	<ul style="list-style-type: none"><li>Tabbed All-SEC Freshman Team</li><li>Coming off three points &amp; assists &amp; 11 boards vs. LA Tech</li><li>Her four double-doubles and nine 10+ rebound games</li><li>Only Hog with 200+ def. rebounds in a season for stat record (204)</li><li>Five-time SEC Freshman of the Week, which leads the league</li><li>A versatile player who can be put in positions one through five</li><li>No. 4 in defensive rebounds/gm (6.0) and 11 in rebounds in SEC</li></ul>
	GP-GS	PPG	RPG	APG	MPG																	
Season	34-34	8.8	6.8	2.4	32.5																	
Career	46-34	6.7	5.1	1.8	24.8																	
2		<b>Samara Spencer</b> So.   G   1L   5-7 Fort Lauderdale, Fla.   St. Thomas Aquinas Major: Recreation & Sport Management	<table><tr><th></th><th>GP-GS</th><th>PPG</th><th>RPG</th><th>APG</th><th>MPG</th></tr><tr><td>Season</td><td>34-34</td><td>14.2</td><td>3.8</td><td>4.4</td><td>33.7</td></tr><tr><td>Career</td><td>65-61</td><td>13.2</td><td>3.8</td><td>3.8</td><td>31.9</td></tr></table>		GP-GS	PPG	RPG	APG	MPG	Season	34-34	14.2	3.8	4.4	33.7	Career	65-61	13.2	3.8	3.8	31.9	<ul style="list-style-type: none"><li>Averaged 18.6 points, 4.0 rebounds &amp; 4.4 assists/gm in last five</li><li>Logged career-high 32 points w/ 6 3-pointers on her b-day vs. ORU</li><li>No. 4 in assists, No. 6 in free throw attempts (160) and No. 15 in scoring in SEC, and No. 42 in total assists (149) in NCAA</li><li>No. 8 most assists in a single season at Arkansas</li><li>Named SEC Freshman of the Year, first for Arkansas since 2009</li><li>Led St. Thomas to state title as a senior</li></ul>
	GP-GS	PPG	RPG	APG	MPG																	
Season	34-34	14.2	3.8	4.4	33.7																	
Career	65-61	13.2	3.8	3.8	31.9																	
4		<b>Erynn Barnum</b> R-Sr.   F   3L   6-2 Little Rock, Ark.   Little Rock Central Major: Recreation & Sport Management	<table><tr><th></th><th>GP-GS</th><th>PPG</th><th>RPG</th><th>APG</th><th>MPG</th></tr><tr><td>Season</td><td>34-34</td><td>15.6</td><td>6.3</td><td>1.8</td><td>26.6</td></tr><tr><td>Career</td><td>111-44</td><td>9.4</td><td>5.0</td><td>0.9</td><td>18.5</td></tr></table>		GP-GS	PPG	RPG	APG	MPG	Season	34-34	15.6	6.3	1.8	26.6	Career	111-44	9.4	5.0	0.9	18.5	<ul style="list-style-type: none"><li>One of 10 for Katrina McClain Award &amp; All-SEC Second Team</li><li>Delivered 14 points, six boards and three assists vs. LA Tech</li><li>Reached 1,000 points at Georgia and 500 rebounds vs. Ole Miss</li><li>Recorded career-high 37 points vs. Ole Miss, 7th most points scored</li><li>Never had a 20-point game prior to this year and now has nine</li><li>In SEC, third in FG percentage (.559) and No. 7 in scoring and 14 in rebounds in the league, and No. 27 nationally in FG percentage</li></ul>
	GP-GS	PPG	RPG	APG	MPG																	
Season	34-34	15.6	6.3	1.8	26.6																	
Career	111-44	9.4	5.0	0.9	18.5																	
11		<b>Rylee Langerman</b> Jr.   G   2L   5-9 Norman, Okla.   Christian Heritage Major: Biology	<table><tr><th></th><th>GP-GS</th><th>PPG</th><th>RPG</th><th>APG</th><th>MPG</th></tr><tr><td>Season</td><td>34-0</td><td>2.5</td><td>3.4</td><td>0.5</td><td>17.4</td></tr><tr><td>Career</td><td>79-7</td><td>2.6</td><td>3.1</td><td>0.7</td><td>16.4</td></tr></table>		GP-GS	PPG	RPG	APG	MPG	Season	34-0	2.5	3.4	0.5	17.4	Career	79-7	2.6	3.1	0.7	16.4	<ul style="list-style-type: none"><li>Two-time SEC Community Service Team recipient &amp; CSC Academic</li><li>Coming off four rebounds and one block vs. LA Tech</li><li>Registered big 3-pointer vs. Missouri in SECT &amp; had four boards</li><li>Splashed in 15 3-pointers this season</li><li>Has been involved in several tie ups that have been big in games</li><li>Appeared in all 32 games last season</li><li>Dominated vs. Mizzou for career-high 17 points (5-for-6 from 3-point)</li><li>Averaged 3.2 points and 3.7 rebounds per game last season</li></ul>
	GP-GS	PPG	RPG	APG	MPG																	
Season	34-0	2.5	3.4	0.5	17.4																	
Career	79-7	2.6	3.1	0.7	16.4																	
13		<b>Sasha Goforth</b> R-So.   G   1L   6-1 Fayetteville, Ark.   Oregon State Major: Human Development and Family Sciences	<table><tr><th></th><th>GP-GS</th><th>PPG</th><th>RPG</th><th>APG</th><th>MPG</th></tr><tr><td>Season</td><td>N/A</td><td>N/A</td><td>N/A</td><td>N/A</td><td>N/A</td></tr><tr><td>Career</td><td>52-52</td><td>11.5</td><td>4.3</td><td>1.5</td><td>29.5</td></tr></table>		GP-GS	PPG	RPG	APG	MPG	Season	N/A	N/A	N/A	N/A	N/A	Career	52-52	11.5	4.3	1.5	29.5	<ul style="list-style-type: none"><li>Won't see the floor this season, as she will be redshirting</li><li>Had a 4.0 with 18 credit hours during the fall semester</li><li>Only Hog to start all 32 games last season</li><li>One of four players who averaged double digits in scoring, logging 11.5 points and 4.8 boards per game last season</li><li>Led the team with 66 blocks, third most in program history</li><li>Highly recruited player out of Fayetteville HS, No. 7 nationally</li></ul>
	GP-GS	PPG	RPG	APG	MPG																	
Season	N/A	N/A	N/A	N/A	N/A																	
Career	52-52	11.5	4.3	1.5	29.5																	
15		<b>Ashlyn Sage</b> R-Fr.   G   1L   6-2 Weatherford, Okla.   Weatherford Major: Psychology	<table><tr><th></th><th>GP-GS</th><th>PPG</th><th>RPG</th><th>APG</th><th>MPG</th></tr><tr><td>Season</td><td>N/A</td><td>N/A</td><td>N/A</td><td>N/A</td><td>N/A</td></tr><tr><td>Career</td><td>15-0</td><td>1.2</td><td>0.8</td><td>0.1</td><td>5.2</td></tr></table>		GP-GS	PPG	RPG	APG	MPG	Season	N/A	N/A	N/A	N/A	N/A	Career	15-0	1.2	0.8	0.1	5.2	<ul style="list-style-type: none"><li>Won't play in 2022-23</li><li>Started out collegiate career with a bang, going 2-of-2 from beyond the arc for six points vs. Tarleton State</li><li>Played 15 games off the bench, seven of those SEC games</li><li>No. 84 overall recruit in Premier Basketball's 2021 rankings</li></ul>
	GP-GS	PPG	RPG	APG	MPG																	
Season	N/A	N/A	N/A	N/A	N/A																	
Career	15-0	1.2	0.8	0.1	5.2																	
20		<b>Karley Johnson</b> Fr.   G   FR   5-9 Mustang, Okla.   Mustang Major: Undecided	<table><tr><th></th><th>GP-GS</th><th>PPG</th><th>RPG</th><th>APG</th><th>MPG</th></tr><tr><td>Season</td><td>9-0</td><td>0.1</td><td>0.2</td><td>0.1</td><td>2.8</td></tr><tr><td>Career</td><td>9-0</td><td>0.1</td><td>0.2</td><td>0.1</td><td>2.8</td></tr></table>		GP-GS	PPG	RPG	APG	MPG	Season	9-0	0.1	0.2	0.1	2.8	Career	9-0	0.1	0.2	0.1	2.8	<ul style="list-style-type: none"><li>Only signee in fall class</li><li>Scored first collegiate point off FT at Little Rock</li><li>Made collegiate debut vs. UCA and has appeared in nine games</li><li>Tabbed a 2022 McDonald's All-American nominee</li><li>As a senior at Mustang HS, averaged 12.3 points, 4.3 rebounds and 3.1 assists per game</li></ul>
	GP-GS	PPG	RPG	APG	MPG																	
Season	9-0	0.1	0.2	0.1	2.8																	
Career	9-0	0.1	0.2	0.1	2.8																	
21		<b>Loren Lindsey</b> Fr.   G   FR   5-11 Fayetteville, Ark.   Fayetteville Major: Finance	<table><tr><th></th><th>GP-GS</th><th>PPG</th><th>RPG</th><th>APG</th><th>MPG</th></tr><tr><td>Season</td><td>8-0</td><td>0.0</td><td>0.1</td><td>0.0</td><td>2.0</td></tr><tr><td>Career</td><td>8-0</td><td>0.0</td><td>0.1</td><td>0.0</td><td>2.0</td></tr></table>		GP-GS	PPG	RPG	APG	MPG	Season	8-0	0.0	0.1	0.0	2.0	Career	8-0	0.0	0.1	0.0	2.0	<ul style="list-style-type: none"><li>Local standout player out of Fayetteville HS</li><li>Made collegiate debut versus UCA and has played in eight games</li><li>Tabbed to the All-Conference 6A West All-Defensive Team</li><li>Named Northwest Arkansas Democrat Gazette Player of the Week</li><li>Led team to state semifinals in 2020 with 55-53 win, and the championship game was not played due to Covid-19</li></ul>
	GP-GS	PPG	RPG	APG	MPG																	
Season	8-0	0.0	0.1	0.0	2.0																	
Career	8-0	0.0	0.1	0.0	2.0																	
22		<b>Avery Hughes</b> Sr.   G   3L   5-7 Bentonville, Ark.   Bentonville Major: Nursing	<table><tr><th></th><th>GP-GS</th><th>PPG</th><th>RPG</th><th>APG</th><th>MPG</th></tr><tr><td>Season</td><td>13-0</td><td>0.7</td><td>0.0</td><td>0.1</td><td>2.1</td></tr><tr><td>Career</td><td>48-0</td><td>0.9</td><td>0.1</td><td>0.2</td><td>3.3</td></tr></table>		GP-GS	PPG	RPG	APG	MPG	Season	13-0	0.7	0.0	0.1	2.1	Career	48-0	0.9	0.1	0.2	3.3	<ul style="list-style-type: none"><li>Has seen action in 13 games this year</li><li>Recorded a season-high four points vs. Troy</li><li>Played over two minutes against Missouri</li><li>Logged season-high four points in three minutes against Troy</li><li>Former walk-on, earned a scholarship prior to 2021-22 season</li><li>Bentonville HS's second leading scorer</li></ul>
	GP-GS	PPG	RPG	APG	MPG																	
Season	13-0	0.7	0.0	0.1	2.1																	
Career	48-0	0.9	0.1	0.2	3.3																	
24		<b>Jersey Wolfenbarger</b> So.   F   1L   6-5 Fort Smith, Ark.   Northside Major: Psychology	<table><tr><th></th><th>GP-GS</th><th>PPG</th><th>RPG</th><th>APG</th><th>MPG</th></tr><tr><td>Season</td><td>32-3</td><td>3.6</td><td>3.4</td><td>0.2</td><td>16.0</td></tr><tr><td>Career</td><td>62-26</td><td>5.5</td><td>3.9</td><td>0.6</td><td>19.0</td></tr></table>		GP-GS	PPG	RPG	APG	MPG	Season	32-3	3.6	3.4	0.2	16.0	Career	62-26	5.5	3.9	0.6	19.0	<ul style="list-style-type: none"><li>Big contributor off the bench</li><li>Registered six points, three rebounds and two blocks vs. LA Tech</li><li>Logged season-high 15 points with six rebounds vs. Arkansas State</li><li>Pulled down a career-high 12 boards against Oral Roberts</li><li>Named to SEC All-Freshman Team</li><li>No. 7 overall recruit and No. 1 wing player in the ESPN HoopGurlz 2021 recruiting rankings at the time of her signing</li></ul>
	GP-GS	PPG	RPG	APG	MPG																	
Season	32-3	3.6	3.4	0.2	16.0																	
Career	62-26	5.5	3.9	0.6	19.0																	
30		<b>Maryam Dauda</b> R-Fr.   F   FR   6-4 Bentonville, Ark.   Bentonville Major: International Business	<table><tr><th></th><th>GP-GS</th><th>PPG</th><th>RPG</th><th>APG</th><th>MPG</th></tr><tr><td>Season</td><td>32-0</td><td>3.8</td><td>2.7</td><td>0.7</td><td>11.5</td></tr><tr><td>Career</td><td>32-0</td><td>3.8</td><td>2.7</td><td>0.7</td><td>11.5</td></tr></table>		GP-GS	PPG	RPG	APG	MPG	Season	32-0	3.8	2.7	0.7	11.5	Career	32-0	3.8	2.7	0.7	11.5	<ul style="list-style-type: none"><li>Coming off eight points (3-of-3 shooting) in 10 minutes vs. LA Tech</li><li>Matched career-high 11 points with four rebounds, two assists and two blocks at No. 3/4 LSU</li><li>Sat out during 2021-22 season recovering from ACL injury</li><li>13th-ranked player and top post player in the ESPN HoopGurlz 2021 recruiting class at her time of signing</li><li>Consensus five-star recruit and McDonald's All-American</li></ul>
	GP-GS	PPG	RPG	APG	MPG																	
Season	32-0	3.8	2.7	0.7	11.5																	
Career	32-0	3.8	2.7	0.7	11.5																	
34		<b>Chrissy Carr</b> R-Sr.   G   TR   6-1 Eden Prairie, Minn.   Syracuse Major: Operations Management	<table><tr><th></th><th>GP-GS</th><th>PPG</th><th>RPG</th><th>APG</th><th>MPG</th></tr><tr><td>Season</td><td>34-34</td><td>12.0</td><td>3.6</td><td>0.5</td><td>28.4</td></tr><tr><td>Career</td><td>149-147</td><td>11.5</td><td>3.7</td><td>1.2</td><td>29.4</td></tr></table>		GP-GS	PPG	RPG	APG	MPG	Season	34-34	12.0	3.6	0.5	28.4	Career	149-147	11.5	3.7	1.2	29.4	<ul style="list-style-type: none"><li>Led game with 17 points and five rebounds vs. LA Tech</li><li>Had career-high 34 points w/ 6 triples vs. Missouri at SECT</li><li>Splashed in 24 3-pointers in past eight games</li><li>Leads team w/ 77 3-pointers, which is ninth most in a single season</li><li>Named to Paradise Jam All-Tournament Team</li><li>First in 3PT att. (224), fourth in 3-PT (2.3) &amp; fifth in 3PT% (.344) in SEC</li><li>Across five seasons, has started in all but two games in her career</li></ul>
	GP-GS	PPG	RPG	APG	MPG																	
Season	34-34	12.0	3.6	0.5	28.4																	
Career	149-147	11.5	3.7	1.2	29.4																	
43		<b>Makayla Daniels</b> Sr.   G   3L   5-8 Frederick, Md.   Frederick Major: Recreation & Sport Management	<table><tr><th></th><th>GP-GS</th><th>PPG</th><th>RPG</th><th>APG</th><th>MPG</th></tr><tr><td>Season</td><td>31-31</td><td>12.8</td><td>3.8</td><td>2.9</td><td>32.0</td></tr><tr><td>Career</td><td>117-117</td><td>11.8</td><td>3.4</td><td>2.6</td><td>28.2</td></tr></table>		GP-GS	PPG	RPG	APG	MPG	Season	31-31	12.8	3.8	2.9	32.0	Career	117-117	11.8	3.4	2.6	28.2	<ul style="list-style-type: none"><li>Coming off five points, three boards and two assists vs. LA Tech</li><li>Logged season-high 31 points at Vanderbilt for third 30-point game</li><li>Recorded buzzer beating first game vs. Vanderbilt, tallying 16 points</li><li>No. 7 in FT% (.791), 8 in 3-pointers (2.0) and 10 in steals (1.8) in SEC</li><li>No. 12 all-time career scorer at Arkansas (1,410)</li><li>One of 23 nationally to start in every collegiate game (min. 100 games)</li><li>All-SEC Preseason Second Team choice</li><li>Tabbed Paradise Jam Reef Tournament MVP</li></ul>
	GP-GS	PPG	RPG	APG	MPG																	
Season	31-31	12.8	3.8	2.9	32.0																	
Career	117-117	11.8	3.4	2.6	28.2																	
55		<b>Emrie Ellis</b> So.   F   1L   6-3 Vanoss, Okla.   Vanoss Major: Exercise Science	<table><tr><th></th><th>GP-GS</th><th>PPG</th><th>RPG</th><th>APG</th><th>MPG</th></tr><tr><td>Season</td><td>25-0</td><td>1.1</td><td>1.2</td><td>0.1</td><td>7.7</td></tr><tr><td>Career</td><td>52-0</td><td>2.0</td><td>1.7</td><td>0.3</td><td>9.4</td></tr></table>		GP-GS	PPG	RPG	APG	MPG	Season	25-0	1.1	1.2	0.1	7.7	Career	52-0	2.0	1.7	0.3	9.4	<ul style="list-style-type: none"><li>Coming off two points in 7.5 minutes played vs. LA Tech</li><li>Logged season-high seven points w/ two blocks vs. Texas A&amp;M</li><li>Has averaged 8.9 minutes per game in last seven games</li><li>Her five blocks vs. UAPB in 2021 was most by a freshman Hog since 2014</li><li>Had 11 points and five boards in 27 minutes vs. Auburn last year</li><li>No. 48 overall recruit in ASGR's 2021 recruiting rankings</li></ul>
	GP-GS	PPG	RPG	APG	MPG																	
Season	25-0	1.1	1.2	0.1	7.7																	
Career	52-0	2.0	1.7	0.3	9.4																	
HC		<b>Mike Neighbors</b> Sixth season, 10th overall Alma Mater: Arkansas '93	<b>Career:</b> 216-117 (10th) <b>AR:</b> 118-76 (6) • Started season 13-0 • Passed 100 wins at Arkansas and 200 in his career • Proud Arkansas native	<div>AHC</div> <div>AC</div> <div> Todd Schaefer Sixth Season</div> <div> Pauline Love Sixth Season</div> <div> Lacey Goldwire Fourth Season</div>																		





**Saylor Poffenbarger**  
R-Fr. | 6-2 | G  
Middletown, Md.




**Samara Spencer**  
So. | 5-7 | G  
Fort Lauderdale, Fla.



**Erynn Barnum**  
R-Sr. | 6-2 | F  
Little Rock, Ark.



**Rylee Langerman**  
Jr. | 5-9 | G  
Norman, Okla.



**Sasha Goforth**  
Jr. | 6-1 | G  
Fayetteville, Ark.



**Ashlyn Sage**  
So. | 6-2 | G  
Weatherford, Okla.



**Karley Johnson**  
Fr. | 5-9 | G  
Mustang, Okla.



**Loren Lindsey**  
Fr. | 5-11 | G  
Fayetteville, Ark.



**Avery Hughes**  
Sr. | 5-7 | G  
Bentonville, Ark.



**Jersey Wolfenbarger**  
So. | 6-5 | G/F  
Fort Smith, Ark.



**Maryam Dauda**  
R-Fr. | 6-4 | F  
Bentonville, Ark.



**Chrissy Carr**  
R-Sr. | 6-1 | G  
Eden Prairie, Minn.



**Makayla Daniels**  
Sr. | 5-9 | G  
Frederick, Md.



**Emrie Ellis**  
So. | 6-3 | F  
Vanoss, Okla.



**Mike Neighbors**  
Head Coach  
Sixth Season



**Todd Schaefer**  
Associate Head Coach  
Sixth Season



**Pauline Love**  
Assistant Coach  
Sixth Season



**Lacey Goldwire**  
Assistant Coach  
Fourth Season



**Amber Shirey**  
Director of Operations



**Jayci Stone**  
Director of SA Development



**Jeff Brazil**  
Special Assistant to the HC



**Simone Rush**  
Head Athletic Trainer